

GOMOS Level 2 Daily Report

SUMMARY

[1. General Info](#)

[2. Summary of processed GOM_NL_2P products](#)

[3. Level 2 Quality information per product](#)

[3.1 Plot of level 2 quality information per product \(time dependant\)](#)

[3.2 Plot of level 2 quality information per product \(world map\)](#)

[4. Level 1 Quality information per product \(stored on level 2 products\)](#)

[4.1 Plot of level 1 quality information per product \(time dependant\)](#)

[4.1.1 Plot of level 1 quality information per product \(time dependant\): ASCENDING](#)

[4.1.2 Plot of level 1 quality information per product \(time dependant\): DESCENDING](#)

[4.2 Plot of level 1 quality information per product \(world map\)](#)

[4.2.1 Plot of level 1 quality information per product \(world map\): ASCENDING](#)

[4.2.2 Plot of level 1 quality information per product \(world map\): DESCENDING](#)

[5. Ozone profiles based on quality statistics and other trace gas profiles](#)

[5.1 Ozone statistics based on quality of products](#)

[5.2 Plot ozone profiles for all STD \(dark without errors\)](#)

[5.3 Plot ozone profiles where STD < 20% \(dark without errors\)](#)

[5.4. Plot ozone profiles where STD < 10% \(dark without errors\)](#)

[5.5. Plot ozone profiles where STD < 5% \(dark without errors\)](#)

[5.6 Plot NO2 profiles for all STD \(dark without errors\)](#)

[5.7 Plot NO3 profiles for all STD \(dark without errors\)](#)

[5.8 Plot H2O profiles \(only for occultations of stars 1,2,3,4,13,14,16,26,63 dark without errors\) for all STD](#)

[6. Auxiliary Data Files used for the production reported in section 2](#)

This report presents the daily analysis on parameters extracted from GOMOS level 2 data (GOM_NL__2P). It is intended to monitor some important parameters that will impact the quality of these products. A list of level 2 products (and content) that have arrived during the reporting day to the PCF is also given.

Item	Value
Time of report generation	22APR2013 18:28:18
Data source version	GOMOS/6.01
Start time of products	15-04-2007 (15APR2007 00:00:00)
Stop time of products	16-04-2007 (16APR2007 00:00:00)
Store outputs in DB	Yes
Nb of level 2 prods	312
Nb of prods with errors	0

2. Summary of processed GOM_NL__2P products.

Nr	Filename	UTC Start time	Limb	Duration	Star Id	Star Name	Star Mag	Star Temp	Nb Meas	Orbit	Prod. error
1	GOM_NL__2PRFIN20070415_000351_000000392057_00174_26781_9962.N1	15-APR-2007 00:03:51	Dark	39.000	45	Alp Pav	1.9400	26000.	78	26781	No
2	GOM_NL__2PRFIN20070415_001114_000000412057_00174_26781_9963.N1	15-APR-2007 00:11:14	Dark	40.500	43	Alp TrA	1.9100	4250.0	81	26781	No
3	GOM_NL__2PRFIN20070415_001319_000000392057_00174_26781_9964.N1	15-APR-2007 00:13:19	Dark	39.000	134	Bet TrA	2.8100	6600.0	78	26781	No
4	GOM_NL__2PRFIN20070415_001544_000000542057_00174_26781_9965.N1	15-APR-2007 00:15:44	Straylight	54.000	4	Alp1Cen	-0.010000	5800.0	108	26781	No
5	GOM_NL__2PRFIN20070415_001853_000000412057_00174_26781_9966.N1	15-APR-2007 00:18:53	Straylight	41.000	78	Alp Lup	2.3040	28000.	82	26781	No
6	GOM_NL__2PRFIN20070415_002029_000000462057_00174_26781_9967.N1	15-APR-2007 00:20:29	Straylight	46.000	81	Eta Cen	2.3560	28000.	92	26781	No
7	GOM_NL__2PRFIN20070415_002253_000000472057_00174_26781_9968.N1	15-APR-2007 00:22:53	Straylight	47.000	54	5The Cen	2.0550	4500.0	94	26781	No
8	GOM_NL__2PRFIN20070415_002804_000000442057_00174_26781_9969.N1	15-APR-2007 00:28:04	Twilight_stray	44.000	106	9Bet Crv	2.6480	5600.0	88	26781	No
9	GOM_NL__2PRFIN20070415_002954_000000422057_00174_26781_9970.N1	15-APR-2007 00:29:54	Bright	41.500	100	4Gam Crv	2.5800	13100.	83	26781	No
10	GOM_NL__2PRFIN20070415_003423_000000392057_00174_26781_9971.N1	15-APR-2007 00:34:23	Bright	38.500	121	29Gam Vir	2.7400	7200.0	77	26781	No
11	GOM_NL__2PRFIN20070415_003812_000000402057_00174_26781_9972.N1	15-APR-2007 00:38:12	Bright	39.500	138	47Eps Vir	2.8280	4700.0	79	26781	No
12	GOM_NL__2PRFIN20070415_004621_000000382057_00174_26781_9973.N1	15-APR-2007 00:46:21	Bright	38.000	152	12Alp2CVn	2.8900	11000.	76	26781	No
13	GOM_NL__2PRFIN20070415_005008_000000362057_00174_26781_9974.N1	15-APR-2007 00:50:08	Bright	35.500	87	64Gam UMa	2.4330	11000.	71	26781	No
14	GOM_NL__2PRFIN20070415_005227_000000352057_00174_26781_9975.N1	15-APR-2007 00:52:27	Bright	35.000	36	50Alp UMa	1.8000	6300.0	70	26781	No
15	GOM_NL__2PRFIN20070415_005745_000000372057_00174_26781_9976.N1	15-APR-2007 00:57:45	Bright	36.500	60	7Bet UMi	2.0810	3950.0	73	26781	No
16	GOM_NL__2PRFIN20070415_010030_000000332057_00174_26781_9977.N1	15-APR-2007 01:00:30	Bright	33.000	49	1Alp UMi	1.9900	6300.0	66	26781	No
17	GOM_NL__2PRFIN20070415_010749_000000432057_00174_26781_9978.N1	15-APR-2007 01:07:49	Bright	42.500	89	5Alp Cep	2.4510	8000.0	85	26781	No
18	GOM_NL__2PRFIN20070415_011740_000000372057_00174_26781_9979.N1	15-APR-2007 01:17:40	Bright	36.500	164	44Eta Peg	2.9480	5400.0	73	26781	No
19	GOM_NL__2PRFIN20070415_012709_000000442057_00174_26781_9980.N1	15-APR-2007 01:27:09	Dark	44.000	162	34Alp Aqr	2.9440	5350.0	88	26781	No
20	GOM_NL__2PRFIN20070415_012943_000000352057_00174_26781_9981.N1	15-APR-2007 01:29:43	Dark	35.000	154	22Bet Aqr	2.8990	5700.0	70	26781	No
21	GOM_NL__2PRFIN20070415_014427_000000392057_00175_26782_9978.N1	15-APR-2007 01:44:27	Dark	39.000	45	Alp Pav	1.9400	26000.	78	26782	No
22	GOM_NL__2PRFIN20070415_015151_000000422057_00175_26782_9979.N1	15-APR-2007 01:51:51	Dark	41.500	43	Alp TrA	1.9100	4250.0	83	26782	No
23	GOM_NL__2PRFIN20070415_015355_000000382057_00175_26782_9980.N1	15-APR-2007 01:53:55	Dark	38.000	134	Bet TrA	2.8100	6600.0	76	26782	No
24	GOM_NL__2PRFIN20070415_015621_000000512057_00175_26782_9981.N1	15-APR-2007 01:56:21	Straylight	50.500	4	Alp1Cen	-0.010000	5800.0	101	26782	No
25	GOM_NL__2PRFIN20070415_015930_000000422057_00175_26782_9982.N1	15-APR-2007 01:59:30	Straylight	41.500	78	Alp Lup	2.3040	28000.	83	26782	No
26	GOM_NL__2PRFIN20070415_020105_000000442057_00175_26782_9983.N1	15-APR-2007 02:01:05	Straylight	43.500	81	Eta Cen	2.3560	28000.	87	26782	No
27	GOM_NL__2PRFIN20070415_020329_000000472057_00175_26782_9984.N1	15-APR-2007 02:03:29	Straylight	46.500	54	5The Cen	2.0550	4500.0	93	26782	No
28	GOM_NL__2PRFIN20070415_020840_000000422057_00175_26782_9985.N1	15-APR-2007 02:08:40	Twilight_stray	42.000	106	9Bet Crv	2.6480	5600.0	84	26782	No
29	GOM_NL__2PRFIN20070415_021030_000000452057_00175_26782_9986.N1	15-APR-2007 02:10:30	Bright	45.000	100	4Gam Crv	2.5800	13100.	90	26782	No
30	GOM_NL__2PRFIN20070415_021458_000000392057_00175_26782_9987.N1	15-APR-2007 02:14:58	Bright	38.500	121	29Gam Vir	2.7400	7200.0	77	26782	No
31	GOM_NL__2PRFIN20070415_021848_000000402057_00175_26782_9988.N1	15-APR-2007 02:18:48	Bright	39.500	138	47Eps Vir	2.8280	4700.0	79	26782	No
32	GOM_NL__2PRFIN20070415_022657_000000372057_00175_26782_9989.N1	15-APR-2007 02:26:57	Bright	37.000	152	12Alp2CVn	2.8900	11000.	74	26782	No
33	GOM_NL__2PRFIN20070415_023044_000000362057_00175_26782_9990.N1	15-APR-2007 02:30:44	Bright	35.500	87	64Gam UMa	2.4330	11000.	71	26782	No
34	GOM_NL__2PRFIN20070415_023303_000000352057_00175_26782_9991.N1	15-APR-2007 02:33:03	Bright	34.500	36	50Alp UMa	1.8000	6300.0	69	26782	No
35	GOM_NL__2PRFIN20070415_023821_000000392057_00175_26782_9992.N1	15-APR-2007 02:38:21	Bright	39.000	60	7Bet UMi	2.0810	3950.0	78	26782	No
36	GOM_NL__2PRFIN20070415_024106_000000352057_00175_26782_9993.N1	15-APR-2007 02:41:06	Bright	35.000	49	1Alp UMi	1.9900	6300.0	70	26782	No
37	GOM_NL__2PRFIN20070415_024825_000000382057_00175_26782_9994.N1	15-APR-2007 02:48:25	Bright	37.500	89	5Alp Cep	2.4510	8000.0	75	26782	No
38	GOM_NL__2PRFIN20070415_025816_000000392057_00175_26782_9995.N1	15-APR-2007 02:58:16	Bright	38.500	164	44Eta Peg	2.9480	5400.0	77	26782	No
39	GOM_NL__2PRFIN20070415_030745_000000452057_00175_26782_9996.N1	15-APR-2007 03:07:45	Dark	45.000	162	34Alp Aqr	2.9440	5350.0	90	26782	No
40	GOM_NL__2PRFIN20070415_031244_000000422057_00175_26782_9997.N1	15-APR-2007 03:12:44	Dark	42.000	142	49Del Cap	2.8500	8900.0	84	26782	No
41	GOM_NL__2PRFIN20070415_031803_000000372057_00175_26782_9998.N1	15-APR-2007 03:18:03	Dark	36.500	172	Gam Gru	3.0030	13100.	73	26782	No
42	GOM_NL__2PRFIN20070415_032504_000000382057_00176_26783_9989.N1	15-APR-2007 03:25:04	Dark	38.000	45	Alp Pav	1.9400	26000.	76	26783	No

43	GOM_NL__2PRFIN20070415_033227_000000412057_00176_26783_9990.N1	15-APR-2007 03:32:27	Dark	41.000	43	Alp TrA	1.9100	4250.0	82	26783	No
44	GOM_NL__2PRFIN20070415_033432_000000392057_00176_26783_9991.N1	15-APR-2007 03:34:32	Dark	39.000	134	Bet TrA	2.8100	6600.0	78	26783	No
45	GOM_NL__2PRFIN20070415_033657_000000442057_00176_26783_9992.N1	15-APR-2007 03:36:57	Straylight	43.500	4	Alp1Cen	-0.010000	5800.0	87	26783	No
46	GOM_NL__2PRFIN20070415_034006_000000432057_00176_26783_9993.N1	15-APR-2007 03:40:06	Straylight	43.000	78	Alp Lup	2.3040	28000.	86	26783	No
47	GOM_NL__2PRFIN20070415_034142_000000452057_00176_26783_9994.N1	15-APR-2007 03:41:42	Straylight	45.000	81	Eta Cen	2.3560	28000.	90	26783	No
48	GOM_NL__2PRFIN20070415_034405_000000492057_00176_26783_9995.N1	15-APR-2007 03:44:05	Straylight	49.000	54	5The Cen	2.0550	4500.0	98	26783	No
49	GOM_NL__2PRFIN20070415_034916_000000422057_00176_26783_9996.N1	15-APR-2007 03:49:16	Tw_i_and_stray	42.000	106	9Bet Crv	2.6480	5600.0	84	26783	No
50	GOM_NL__2PRFIN20070415_035106_000000462057_00176_26783_9997.N1	15-APR-2007 03:51:06	Bright	46.000	100	4Gam Crv	2.5800	13100.	92	26783	No
51	GOM_NL__2PRFIN20070415_035534_000000392057_00176_26783_9998.N1	15-APR-2007 03:55:34	Bright	39.000	121	29Gam Vir	2.7400	7200.0	78	26783	No
52	GOM_NL__2PRFIN20070415_035924_000000402057_00176_26783_9999.N1	15-APR-2007 03:59:24	Bright	39.500	138	47Eps Vir	2.8280	4700.0	79	26783	No
53	GOM_NL__2PRFIN20070415_040733_000000372057_00176_26783_0000.N1	15-APR-2007 04:07:33	Bright	36.500	152	12Alp2CVn	2.8900	11000.	73	26783	No
54	GOM_NL__2PRFIN20070415_041120_000000352057_00176_26783_0001.N1	15-APR-2007 04:11:20	Bright	35.000	87	64Gam UMa	2.4330	11000.	70	26783	No
55	GOM_NL__2PRFIN20070415_041339_000000372057_00176_26783_0002.N1	15-APR-2007 04:13:39	Bright	36.500	36	50Alp UMa	1.8000	6300.0	73	26783	No
56	GOM_NL__2PRFIN20070415_041856_000000402057_00176_26783_0003.N1	15-APR-2007 04:18:56	Bright	39.500	60	7Bet UMi	2.0810	3950.0	79	26783	No
57	GOM_NL__2PRFIN20070415_042142_000000352057_00176_26783_0004.N1	15-APR-2007 04:21:42	Bright	35.000	49	1Alp UMi	1.9900	6300.0	70	26783	No
58	GOM_NL__2PRFIN20070415_042901_000000392057_00176_26783_0005.N1	15-APR-2007 04:29:01	Bright	38.500	89	5Alp Cep	2.4510	8000.0	77	26783	No
59	GOM_NL__2PRFIN20070415_043853_000000352057_00176_26783_0006.N1	15-APR-2007 04:38:53	Bright	35.000	164	44Eta Peg	2.9480	5400.0	70	26783	No
60	GOM_NL__2PRFIN20070415_044822_000000472057_00176_26783_0007.N1	15-APR-2007 04:48:22	Dark	46.500	162	34Alp Aqr	2.9440	5350.0	93	26783	No
61	GOM_NL__2PRFIN20070415_045321_000000442057_00176_26783_0008.N1	15-APR-2007 04:53:21	Dark	43.500	142	49Del Cap	2.8500	8900.0	87	26783	No
62	GOM_NL__2PRFIN20070415_045840_000000392057_00176_26783_0009.N1	15-APR-2007 04:58:40	Dark	38.500	172	Gam Gru	3.0030	13100.	77	26783	No
63	GOM_NL__2PRFIN20070415_050540_000000402057_00177_26784_0014.N1	15-APR-2007 05:05:40	Dark	40.000	45	Alp Pav	1.9400	26000.	80	26784	No
64	GOM_NL__2PRFIN20070415_051304_000000392057_00177_26784_0015.N1	15-APR-2007 05:13:04	Dark	39.000	43	Alp TrA	1.9100	4250.0	78	26784	No
65	GOM_NL__2PRFIN20070415_051508_000000392057_00177_26784_0016.N1	15-APR-2007 05:15:08	Dark	38.500	134	Bet TrA	2.8100	6600.0	77	26784	No
66	GOM_NL__2PRFIN20070415_051733_000000442057_00177_26784_0017.N1	15-APR-2007 05:17:33	Straylight	44.000	4	Alp1Cen	-0.010000	5800.0	88	26784	No
67	GOM_NL__2PRFIN20070415_052043_000000422057_00177_26784_0018.N1	15-APR-2007 05:20:43	Straylight	41.500	78	Alp Lup	2.3040	28000.	83	26784	No
68	GOM_NL__2PRFIN20070415_052218_000000462057_00177_26784_0019.N1	15-APR-2007 05:22:18	Straylight	46.000	81	Eta Cen	2.3560	28000.	92	26784	No
69	GOM_NL__2PRFIN20070415_052442_000000452057_00177_26784_0020.N1	15-APR-2007 05:24:42	Straylight	45.000	54	5The Cen	2.0550	4500.0	90	26784	No
70	GOM_NL__2PRFIN20070415_052952_000000412057_00177_26784_0021.N1	15-APR-2007 05:29:52	Tw_i_and_stray	41.000	106	9Bet Crv	2.6480	5600.0	82	26784	No
71	GOM_NL__2PRFIN20070415_053142_000000442057_00177_26784_0022.N1	15-APR-2007 05:31:42	Bright	44.000	100	4Gam Crv	2.5800	13100.	88	26784	No
72	GOM_NL__2PRFIN20070415_053611_000000372057_00177_26784_0023.N1	15-APR-2007 05:36:11	Bright	37.000	121	29Gam Vir	2.7400	7200.0	74	26784	No
73	GOM_NL__2PRFIN20070415_054000_000000402057_00177_26784_0024.N1	15-APR-2007 05:40:00	Bright	40.000	138	47Eps Vir	2.8280	4700.0	80	26784	No
74	GOM_NL__2PRFIN20070415_054809_000000372057_00177_26784_0025.N1	15-APR-2007 05:48:09	Bright	37.000	152	12Alp2CVn	2.8900	11000.	74	26784	No
75	GOM_NL__2PRFIN20070415_055156_000000362057_00177_26784_0026.N1	15-APR-2007 05:51:56	Bright	35.500	87	64Gam UMa	2.4330	11000.	71	26784	No
76	GOM_NL__2PRFIN20070415_055323_000000272057_00177_26784_0027.N1	15-APR-2007 05:53:23	Tw_i_and_stray	27.000	55	79Zet UMa	2.0600	10200.	54	26784	No
77	GOM_NL__2PRFIN20070415_055932_000000402057_00177_26784_0028.N1	15-APR-2007 05:59:32	Bright	39.500	60	7Bet UMi	2.0810	3950.0	79	26784	No
78	GOM_NL__2PRFIN20070415_060218_000000362057_00177_26784_0029.N1	15-APR-2007 06:02:18	Bright	35.500	49	1Alp UMi	1.9900	6300.0	71	26784	No
79	GOM_NL__2PRFIN20070415_060937_000000382057_00177_26784_0030.N1	15-APR-2007 06:09:37	Bright	38.000	89	5Alp Cep	2.4510	8000.0	76	26784	No
80	GOM_NL__2PRFIN20070415_061929_000000352057_00177_26784_0031.N1	15-APR-2007 06:19:29	Bright	34.500	164	44Eta Peg	2.9480	5400.0	69	26784	No
81	GOM_NL__2PRFIN20070415_062858_000000432057_00177_26784_0032.N1	15-APR-2007 06:28:58	Dark	43.000	162	34Alp Aqr	2.9440	5350.0	86	26784	No
82	GOM_NL__2PRFIN20070415_063357_000000452057_00177_26784_0033.N1	15-APR-2007 06:33:57	Dark	44.500	142	49Del Cap	2.8500	8900.0	89	26784	No
83	GOM_NL__2PRFIN20070415_063916_000000392057_00177_26784_0034.N1	15-APR-2007 06:39:16	Dark	38.500	172	Gam Gru	3.0030	13100.	77	26784	No
84	GOM_NL__2PRFIN20070415_064617_000000392057_00178_26785_0026.N1	15-APR-2007 06:46:17	Dark	38.500	45	Alp Pav	1.9400	26000.	77	26785	No
85	GOM_NL__2PRFIN20070415_065340_000000432057_00178_26785_0027.N1	15-APR-2007 06:53:40	Dark	43.000	43	Alp TrA	1.9100	4250.0	86	26785	No
86	GOM_NL__2PRFIN20070415_065545_000000392057_00178_26785_0028.N1	15-APR-2007 06:55:45	Dark	39.000	134	Bet TrA	2.8100	6600.0	78	26785	No
87	GOM_NL__2PRFIN20070415_065810_000000492057_00178_26785_0029.N1	15-APR-2007 06:58:10	Straylight	49.000	4	Alp1Cen	-0.010000	5800.0	98	26785	No
88	GOM_NL__2PRFIN20070415_070119_000000442057_00178_26785_0030.N1	15-APR-2007 07:01:19	Straylight	43.500	78	Alp Lup	2.3040	28000.	87	26785	No
89	GOM_NL__2PRFIN20070415_070255_000000442057_00178_26785_0031.N1	15-APR-2007 07:02:55	Straylight	44.000	81	Eta Cen	2.3560	28000.	88	26785	No
90	GOM_NL__2PRFIN20070415_070518_000000472057_00178_26785_0032.N1	15-APR-2007 07:05:18	Straylight	46.500	54	5The Cen	2.0550	4500.0	93	26785	No
91	GOM_NL__2PRFIN20070415_071028_000000422057_00178_26785_0033.N1	15-APR-2007 07:10:28	Tw_i_and_stray	42.000	106	9Bet Crv	2.6480	5600.0	84	26785	No
92	GOM_NL__2PRFIN20070415_071218_000000402057_00178_26785_0034.N1	15-APR-2007 07:12:18	Bright	40.000	100	4Gam Crv	2.5800	13100.	80	26785	No
93	GOM_NL__2PRFIN20070415_071646_000000382057_00178_26785_0035.N1	15-APR-2007 07:16:46	Bright	38.000	121	29Gam Vir	2.7400	7200.0	76	26785	No
94	GOM_NL__2PRFIN20070415_072036_000000402057_00178_26785_0036.N1	15-APR-2007 07:20:36	Bright	39.500	138	47Eps Vir	2.8280	4700.0	79	26785	No
95	GOM_NL__2PRFIN20070415_072844_000000382057_00178_26785_0037.N1	15-APR-2007 07:28:44	Bright	37.500	152	12Alp2CVn	2.8900	11000.	75	26785	No
96	GOM_NL__2PRFIN20070415_073232_000000352057_00178_26785_0038.N1	15-APR-2007 07:32:32	Bright	35.000	87	64Gam UMa	2.4330	11000.	70	26785	No
97	GOM_NL__2PRFIN20070415_073359_000000272057_00178_26785_0039.N1	15-APR-2007 07:33:59	Tw_i_and_stray	27.000	55	79Zet UMa	2.0600	10200.	54	26785	No
98	GOM_NL__2PRFIN20070415_074008_000000392057_00178_26785_0040.N1	15-APR-2007 07:40:08	Bright	39.000	60	7Bet UMi	2.0810	3950.0	78	26785	No
99	GOM_NL__2PRFIN20070415_074254_000000332057_00178_26785_0041.N1	15-APR-2007 07:42:54	Bright	33.000	49	1Alp UMi	1.9900	6300.0	66	26785	No
100	GOM_NL__2PRFIN20070415_075012_000000462057_00178_26785_0042.N1	15-APR-2007 07:50:12	Bright	46.000	89	5Alp Cep	2.4510	8000.0	92	26785	No
101	GOM_NL__2PRFIN20070415_080005_000000402057_00178_26785_0043.N1	15-APR-2007 08:00:05	Bright	40.000	164	44Eta Peg	2.9480	5400.0	80	26785	No

102	GOM_NL__2PRFIN20070415_080935_000000442057_00178_26785_0044.N1	15-APR-2007 08:09:35	Dark	43.500	162	34Alp Aqr	2.9440	5350.0	87	26785	No
103	GOM_NL__2PRFIN20070415_081434_000000422057_00178_26785_0045.N1	15-APR-2007 08:14:34	Dark	41.500	142	49Del Cap	2.8500	8900.0	83	26785	No
104	GOM_NL__2PRFIN20070415_081953_000000392057_00178_26785_0046.N1	15-APR-2007 08:19:53	Dark	39.000	172	Gam Gru	3.0030	13100.	78	26785	No
105	GOM_NL__2PRFIN20070415_082653_000000412057_00179_26786_0042.N1	15-APR-2007 08:26:53	Dark	40.500	45	Alp Pav	1.9400	26000.	81	26786	No
106	GOM_NL__2PRFIN20070415_083416_000000392057_00179_26786_0043.N1	15-APR-2007 08:34:16	Dark	39.000	43	Alp TrA	1.9100	4250.0	78	26786	No
107	GOM_NL__2PRFIN20070415_083621_000000392057_00179_26786_0044.N1	15-APR-2007 08:36:21	Dark	39.000	134	Bet TrA	2.8100	6600.0	78	26786	No
108	GOM_NL__2PRFIN20070415_083846_000000542057_00179_26786_0045.N1	15-APR-2007 08:38:46	Straylight	54.000	4	Alp1Cen	-0.010000	5800.0	108	26786	No
109	GOM_NL__2PRFIN20070415_084155_000000412057_00179_26786_0046.N1	15-APR-2007 08:41:55	Straylight	41.000	78	Alp Lup	2.3040	28000.	82	26786	No
110	GOM_NL__2PRFIN20070415_084331_000000452057_00179_26786_0047.N1	15-APR-2007 08:43:31	Straylight	44.500	81	Eta Cen	2.3560	28000.	89	26786	No
111	GOM_NL__2PRFIN20070415_084554_000000462057_00179_26786_0048.N1	15-APR-2007 08:45:54	Straylight	45.500	54	5The Cen	2.0550	4500.0	91	26786	No
112	GOM_NL__2PRFIN20070415_085105_000000432057_00179_26786_0049.N1	15-APR-2007 08:51:05	Tw_i_and_stray	42.500	106	9Bet Crv	2.6480	5600.0	85	26786	No
113	GOM_NL__2PRFIN20070415_085254_000000442057_00179_26786_0050.N1	15-APR-2007 08:52:54	Bright	43.500	100	4Gam Crv	2.5800	13100.	87	26786	No
114	GOM_NL__2PRFIN20070415_085419_000000262057_00179_26786_0051.N1	15-APR-2007 08:54:19	Tw_i_and_stray	25.500	15	67Alp Vir	0.97600	28000.	51	26786	No
115	GOM_NL__2PRFIN20070415_085722_000000392057_00179_26786_0052.N1	15-APR-2007 08:57:22	Bright	38.500	121	29Gam Vir	2.7400	7200.0	77	26786	No
116	GOM_NL__2PRFIN20070415_090111_000000402057_00179_26786_0053.N1	15-APR-2007 09:01:11	Bright	40.000	138	47Eps Vir	2.8280	4700.0	80	26786	No
117	GOM_NL__2PRFIN20070415_090920_000000392057_00179_26786_0054.N1	15-APR-2007 09:09:20	Bright	38.500	152	12Alp2CVn	2.8900	11000.	77	26786	No
118	GOM_NL__2PRFIN20070415_091308_000000422057_00179_26786_0055.N1	15-APR-2007 09:13:08	Bright	41.500	87	64Gam UMa	2.4330	11000.	83	26786	No
119	GOM_NL__2PRFIN20070415_091434_000000332057_00179_26786_0056.N1	15-APR-2007 09:14:34	Bright	33.000	55	79Zet UMa	2.0600	10200.	66	26786	No
120	GOM_NL__2PRFIN20070415_092043_000000402057_00179_26786_0057.N1	15-APR-2007 09:20:43	Bright	39.500	60	7Bet UMi	2.0810	3950.0	79	26786	No
121	GOM_NL__2PRFIN20070415_092330_000000362057_00179_26786_0058.N1	15-APR-2007 09:23:30	Bright	36.000	49	1Alp UMi	1.9900	6300.0	72	26786	No
122	GOM_NL__2PRFIN20070415_093048_000000382057_00179_26786_0059.N1	15-APR-2007 09:30:48	Bright	38.000	89	5Alp Cep	2.4510	8000.0	76	26786	No
123	GOM_NL__2PRFIN20070415_094041_000000372057_00179_26786_0060.N1	15-APR-2007 09:40:41	Bright	36.500	164	44Eta Peg	2.9480	5400.0	73	26786	No
124	GOM_NL__2PRFIN20070415_095011_000000432057_00179_26786_0061.N1	15-APR-2007 09:50:11	Dark	42.500	162	34Alp Aqr	2.9440	5350.0	85	26786	No
125	GOM_NL__2PRFIN20070415_095510_000000442057_00179_26786_0062.N1	15-APR-2007 09:55:10	Dark	44.000	142	49Del Cap	2.8500	8900.0	88	26786	No
126	GOM_NL__2PRFIN20070415_100029_000000382057_00179_26786_0063.N1	15-APR-2007 10:00:29	Dark	38.000	172	Gam Gru	3.0030	13100.	76	26786	No
127	GOM_NL__2PRFIN20070415_100730_000000392057_00180_26787_0058.N1	15-APR-2007 10:07:30	Dark	39.000	45	Alp Pav	1.9400	26000.	78	26787	No
128	GOM_NL__2PRFIN20070415_101453_000000392057_00180_26787_0059.N1	15-APR-2007 10:14:53	Dark	38.500	43	Alp TrA	1.9100	4250.0	77	26787	No
129	GOM_NL__2PRFIN20070415_101658_000000382057_00180_26787_0060.N1	15-APR-2007 10:16:58	Dark	37.500	134	Bet TrA	2.8100	6600.0	75	26787	No
130	GOM_NL__2PRFIN20070415_101922_000000452057_00180_26787_0061.N1	15-APR-2007 10:19:22	Straylight	44.500	4	Alp1Cen	-0.010000	5800.0	89	26787	No
131	GOM_NL__2PRFIN20070415_102232_000000422057_00180_26787_0062.N1	15-APR-2007 10:22:32	Straylight	41.500	78	Alp Lup	2.3040	28000.	83	26787	No
132	GOM_NL__2PRFIN20070415_102408_000000442057_00180_26787_0063.N1	15-APR-2007 10:24:08	Straylight	44.000	81	Eta Cen	2.3560	28000.	88	26787	No
133	GOM_NL__2PRFIN20070415_102631_000000502057_00180_26787_0064.N1	15-APR-2007 10:26:31	Straylight	50.000	54	5The Cen	2.0550	4500.0	100	26787	No
134	GOM_NL__2PRFIN20070415_103141_000000422057_00180_26787_0065.N1	15-APR-2007 10:31:41	Tw_i_and_stray	42.000	106	9Bet Crv	2.6480	5600.0	84	26787	No
135	GOM_NL__2PRFIN20070415_103331_000000502057_00180_26787_0066.N1	15-APR-2007 10:33:31	Bright	49.500	100	4Gam Crv	2.5800	13100.	99	26787	No
136	GOM_NL__2PRFIN20070415_103455_000000262057_00180_26787_0067.N1	15-APR-2007 10:34:55	Tw_i_and_stray	26.000	15	67Alp Vir	0.97600	28000.	52	26787	No
137	GOM_NL__2PRFIN20070415_103758_000000382057_00180_26787_0068.N1	15-APR-2007 10:37:58	Bright	37.500	121	29Gam Vir	2.7400	7200.0	75	26787	No
138	GOM_NL__2PRFIN20070415_104147_000000402057_00180_26787_0069.N1	15-APR-2007 10:41:47	Bright	39.500	138	47Eps Vir	2.8280	4700.0	79	26787	No
139	GOM_NL__2PRFIN20070415_104956_000000392057_00180_26787_0070.N1	15-APR-2007 10:49:56	Bright	38.500	152	12Alp2CVn	2.8900	11000.	77	26787	No
140	GOM_NL__2PRFIN20070415_105344_000000362057_00180_26787_0071.N1	15-APR-2007 10:53:44	Bright	35.500	87	64Gam UMa	2.4330	11000.	71	26787	No
141	GOM_NL__2PRFIN20070415_105510_000000332057_00180_26787_0072.N1	15-APR-2007 10:55:10	Bright	33.000	55	79Zet UMa	2.0600	10200.	66	26787	No
142	GOM_NL__2PRFIN20070415_110119_000000402057_00180_26787_0073.N1	15-APR-2007 11:01:19	Bright	39.500	60	7Bet UMi	2.0810	3950.0	79	26787	No
143	GOM_NL__2PRFIN20070415_110406_000000352057_00180_26787_0074.N1	15-APR-2007 11:04:06	Bright	35.000	49	1Alp UMi	1.9900	6300.0	70	26787	No
144	GOM_NL__2PRFIN20070415_111124_000000372057_00180_26787_0075.N1	15-APR-2007 11:11:24	Bright	36.500	89	5Alp Cep	2.4510	8000.0	73	26787	No
145	GOM_NL__2PRFIN20070415_112117_000000372057_00180_26787_0076.N1	15-APR-2007 11:21:17	Bright	37.000	164	44Eta Peg	2.9480	5400.0	74	26787	No
146	GOM_NL__2PRFIN20070415_113047_000000442057_00180_26787_0077.N1	15-APR-2007 11:30:47	Dark	43.500	162	34Alp Aqr	2.9440	5350.0	87	26787	No
147	GOM_NL__2PRFIN20070415_113547_000000432057_00180_26787_0078.N1	15-APR-2007 11:35:47	Dark	42.500	142	49Del Cap	2.8500	8900.0	85	26787	No
148	GOM_NL__2PRFIN20070415_114105_000000392057_00180_26787_0079.N1	15-APR-2007 11:41:05	Dark	39.000	172	Gam Gru	3.0030	13100.	78	26787	No
149	GOM_NL__2PRFIN20070415_114806_000000402057_00181_26788_0066.N1	15-APR-2007 11:48:06	Dark	40.000	45	Alp Pav	1.9400	26000.	80	26788	No
150	GOM_NL__2PRFIN20070415_115529_000000392057_00181_26788_0067.N1	15-APR-2007 11:55:29	Dark	39.000	43	Alp TrA	1.9100	4250.0	78	26788	No
151	GOM_NL__2PRFIN20070415_115734_000000382057_00181_26788_0068.N1	15-APR-2007 11:57:34	Dark	37.500	134	Bet TrA	2.8100	6600.0	75	26788	No
152	GOM_NL__2PRFIN20070415_115959_000000422057_00181_26788_0069.N1	15-APR-2007 11:59:59	Straylight	42.000	4	Alp1Cen	-0.010000	5800.0	84	26788	No
153	GOM_NL__2PRFIN20070415_120308_000000422057_00181_26788_0070.N1	15-APR-2007 12:03:08	Straylight	41.500	78	Alp Lup	2.3040	28000.	83	26788	No
154	GOM_NL__2PRFIN20070415_120444_000000442057_00181_26788_0071.N1	15-APR-2007 12:04:44	Straylight	44.000	81	Eta Cen	2.3560	28000.	88	26788	No
155	GOM_NL__2PRFIN20070415_120707_000000472057_00181_26788_0072.N1	15-APR-2007 12:07:07	Straylight	47.000	54	5The Cen	2.0550	4500.0	94	26788	No
156	GOM_NL__2PRFIN20070415_121217_000000432057_00181_26788_0073.N1	15-APR-2007 12:12:17	Tw_i_and_stray	42.500	106	9Bet Crv	2.6480	5600.0	85	26788	No
157	GOM_NL__2PRFIN20070415_121406_000000452057_00181_26788_0074.N1	15-APR-2007 12:14:06	Bright	45.000	100	4Gam Crv	2.5800	13100.	90	26788	No
158	GOM_NL__2PRFIN20070415_121531_000000342057_00181_26788_0075.N1	15-APR-2007 12:15:31	Bright	34.000	15	67Alp Vir	0.97600	28000.	68	26788	No
159	GOM_NL__2PRFIN20070415_121834_000000372057_00181_26788_0076.N1	15-APR-2007 12:18:34	Bright	37.000	121	29Gam Vir	2.7400	7200.0	74	26788	No
160	GOM_NL__2PRFIN20070415_122223_000000392057_00181_26788_0077.N1	15-APR-2007 12:22:23	Bright	39.000	138	47Eps Vir	2.8280	4700.0	78	26788	No

161	GOM_NL__2PRFIN20070415_123031_000000372057_00181_26788_0078.N1	15-APR-2007 12:30:31	Bright	36.500	152	12Alp2CVn	2.8900	11000.	73	26788	No
162	GOM_NL__2PRFIN20070415_123420_000000352057_00181_26788_0079.N1	15-APR-2007 12:34:20	Bright	35.000	87	64Gam UMa	2.4330	11000.	70	26788	No
163	GOM_NL__2PRFIN20070415_123545_000000402057_00181_26788_0080.N1	15-APR-2007 12:35:45	Bright	39.500	55	79Zet UMa	2.0600	10200.	79	26788	No
164	GOM_NL__2PRFIN20070415_124155_000000382057_00181_26788_0081.N1	15-APR-2007 12:41:55	Bright	38.000	60	7Bet UMi	2.0810	3950.0	76	26788	No
165	GOM_NL__2PRFIN20070415_124442_000000352057_00181_26788_0082.N1	15-APR-2007 12:44:42	Bright	35.000	49	1Alp UMi	1.9900	6300.0	70	26788	No
166	GOM_NL__2PRFIN20070415_125200_000000492057_00181_26788_0083.N1	15-APR-2007 12:52:00	Bright	49.000	89	5Alp Cep	2.4510	8000.0	98	26788	No
167	GOM_NL__2PRFIN20070415_130153_000000372057_00181_26788_0084.N1	15-APR-2007 13:01:53	Bright	36.500	164	44Eta Peg	2.9480	5400.0	73	26788	No
168	GOM_NL__2PRFIN20070415_131124_000000432057_00181_26788_0085.N1	15-APR-2007 13:11:24	Dark	43.000	162	34Alp Aqr	2.9440	5350.0	86	26788	No
169	GOM_NL__2PRFIN20070415_131623_000000412057_00181_26788_0086.N1	15-APR-2007 13:16:23	Dark	40.500	142	49Del Cap	2.8500	8900.0	81	26788	No
170	GOM_NL__2PRFIN20070415_132142_000000392057_00181_26788_0087.N1	15-APR-2007 13:21:42	Dark	38.500	172	Gam Gru	3.0030	13100.	77	26788	No
171	GOM_NL__2PRFIN20070415_132843_000000392057_00182_26789_0090.N1	15-APR-2007 13:28:43	Dark	39.000	45	Alp Pav	1.9400	26000.	78	26789	No
172	GOM_NL__2PRFIN20070415_133605_000000422057_00182_26789_0091.N1	15-APR-2007 13:36:05	Dark	42.000	43	Alp TrA	1.9100	4250.0	84	26789	No
173	GOM_NL__2PRFIN20070415_133810_000000412057_00182_26789_0092.N1	15-APR-2007 13:38:10	Dark	40.500	134	Bet TrA	2.8100	6600.0	81	26789	No
174	GOM_NL__2PRFIN20070415_134035_000000412057_00182_26789_0093.N1	15-APR-2007 13:40:35	Straylight	41.000	4	Alp1Cen	-0.010000	5800.0	82	26789	No
175	GOM_NL__2PRFIN20070415_134344_000000442057_00182_26789_0094.N1	15-APR-2007 13:43:44	Straylight	43.500	78	Alp Lup	2.3040	28000.	87	26789	No
176	GOM_NL__2PRFIN20070415_134520_000000432057_00182_26789_0095.N1	15-APR-2007 13:45:20	Straylight	42.500	81	Eta Cen	2.3560	28000.	85	26789	No
177	GOM_NL__2PRFIN20070415_134743_000000482057_00182_26789_0096.N1	15-APR-2007 13:47:43	Straylight	48.000	54	5The Cen	2.0550	4500.0	96	26789	No
178	GOM_NL__2PRFIN20070415_135253_000000442057_00182_26789_0097.N1	15-APR-2007 13:52:53	Tw_i_and_stray	43.500	106	9Bet Crv	2.6480	5600.0	87	26789	No
179	GOM_NL__2PRFIN20070415_135443_000000422057_00182_26789_0098.N1	15-APR-2007 13:54:43	Bright	42.000	100	4Gam Crv	2.5800	13100.	84	26789	No
180	GOM_NL__2PRFIN20070415_135607_000000342057_00182_26789_0099.N1	15-APR-2007 13:56:07	Bright	34.000	15	67Alp Vir	0.97600	28000.	68	26789	No
181	GOM_NL__2PRFIN20070415_135910_000000372057_00182_26789_0100.N1	15-APR-2007 13:59:10	Bright	37.000	121	29Gam Vir	2.7400	7200.0	74	26789	No
182	GOM_NL__2PRFIN20070415_140259_000000392057_00182_26789_0101.N1	15-APR-2007 14:02:59	Bright	39.000	138	47Eps Vir	2.8280	4700.0	78	26789	No
183	GOM_NL__2PRFIN20070415_141107_000000382057_00182_26789_0102.N1	15-APR-2007 14:11:07	Bright	37.500	152	12Alp2CVn	2.8900	11000.	75	26789	No
184	GOM_NL__2PRFIN20070415_141456_000000352057_00182_26789_0103.N1	15-APR-2007 14:14:56	Bright	34.500	87	64Gam UMa	2.4330	11000.	69	26789	No
185	GOM_NL__2PRFIN20070415_141621_000000392057_00182_26789_0104.N1	15-APR-2007 14:16:21	Bright	39.000	55	79Zet UMa	2.0600	10200.	78	26789	No
186	GOM_NL__2PRFIN20070415_142230_000000382057_00182_26789_0105.N1	15-APR-2007 14:22:30	Bright	37.500	60	7Bet UMi	2.0810	3950.0	75	26789	No
187	GOM_NL__2PRFIN20070415_142518_000000352057_00182_26789_0106.N1	15-APR-2007 14:25:18	Bright	34.500	49	1Alp UMi	1.9900	6300.0	69	26789	No
188	GOM_NL__2PRFIN20070415_143236_000000382057_00182_26789_0107.N1	15-APR-2007 14:32:36	Bright	38.000	89	5Alp Cep	2.4510	8000.0	76	26789	No
189	GOM_NL__2PRFIN20070415_144229_000000372057_00182_26789_0108.N1	15-APR-2007 14:42:29	Bright	37.000	164	44Eta Peg	2.9480	5400.0	74	26789	No
190	GOM_NL__2PRFIN20070415_145200_000000462057_00182_26789_0109.N1	15-APR-2007 14:52:00	Dark	46.000	162	34Alp Aqr	2.9440	5350.0	92	26789	No
191	GOM_NL__2PRFIN20070415_145700_000000422057_00182_26789_0110.N1	15-APR-2007 14:57:00	Dark	42.000	142	49Del Cap	2.8500	8900.0	84	26789	No
192	GOM_NL__2PRFIN20070415_150218_000000392057_00182_26789_0111.N1	15-APR-2007 15:02:18	Dark	39.000	172	Gam Gru	3.0030	13100.	78	26789	No
193	GOM_NL__2PRFIN20070415_150919_000000402057_00183_26790_0114.N1	15-APR-2007 15:09:19	Dark	39.500	45	Alp Pav	1.9400	26000.	79	26790	No
194	GOM_NL__2PRFIN20070415_151642_000000392057_00183_26790_0115.N1	15-APR-2007 15:16:42	Dark	38.500	43	Alp TrA	1.9100	4250.0	77	26790	No
195	GOM_NL__2PRFIN20070415_151847_000000392057_00183_26790_0116.N1	15-APR-2007 15:18:47	Dark	39.000	134	Bet TrA	2.8100	6600.0	78	26790	No
196	GOM_NL__2PRFIN20070415_152111_000000422057_00183_26790_0117.N1	15-APR-2007 15:21:11	Straylight	42.000	4	Alp1Cen	-0.010000	5800.0	84	26790	No
197	GOM_NL__2PRFIN20070415_152421_000000412057_00183_26790_0118.N1	15-APR-2007 15:24:21	Straylight	41.000	78	Alp Lup	2.3040	28000.	82	26790	No
198	GOM_NL__2PRFIN20070415_152557_000000442057_00183_26790_0119.N1	15-APR-2007 15:25:57	Straylight	43.500	81	Eta Cen	2.3560	28000.	87	26790	No
199	GOM_NL__2PRFIN20070415_152820_000000462057_00183_26790_0120.N1	15-APR-2007 15:28:20	Straylight	46.000	54	5The Cen	2.0550	4500.0	92	26790	No
200	GOM_NL__2PRFIN20070415_153329_000000432057_00183_26790_0121.N1	15-APR-2007 15:33:29	Tw_i_and_stray	42.500	106	9Bet Crv	2.6480	5600.0	85	26790	No
201	GOM_NL__2PRFIN20070415_153519_000000522057_00183_26790_0122.N1	15-APR-2007 15:35:19	Bright	52.000	100	4Gam Crv	2.5800	13100.	104	26790	No
202	GOM_NL__2PRFIN20070415_153643_000000422057_00183_26790_0123.N1	15-APR-2007 15:36:43	Bright	42.000	15	67Alp Vir	0.97600	28000.	84	26790	No
203	GOM_NL__2PRFIN20070415_153946_000000382057_00183_26790_0124.N1	15-APR-2007 15:39:46	Bright	38.000	121	29Gam Vir	2.7400	7200.0	76	26790	No
204	GOM_NL__2PRFIN20070415_154335_000000392057_00183_26790_0125.N1	15-APR-2007 15:43:35	Bright	39.000	138	47Eps Vir	2.8280	4700.0	78	26790	No
205	GOM_NL__2PRFIN20070415_155142_000000392057_00183_26790_0126.N1	15-APR-2007 15:51:42	Bright	38.500	152	12Alp2CVn	2.8900	11000.	77	26790	No
206	GOM_NL__2PRFIN20070415_155531_000000362057_00183_26790_0127.N1	15-APR-2007 15:55:31	Bright	35.500	87	64Gam UMa	2.4330	11000.	71	26790	No
207	GOM_NL__2PRFIN20070415_155657_000000392057_00183_26790_0128.N1	15-APR-2007 15:56:57	Bright	39.000	55	79Zet UMa	2.0600	10200.	78	26790	No
208	GOM_NL__2PRFIN20070415_160306_000000392057_00183_26790_0129.N1	15-APR-2007 16:03:06	Bright	39.000	60	7Bet UMi	2.0810	3950.0	78	26790	No
209	GOM_NL__2PRFIN20070415_160554_000000362057_00183_26790_0130.N1	15-APR-2007 16:05:54	Bright	35.500	49	1Alp UMi	1.9900	6300.0	71	26790	No
210	GOM_NL__2PRFIN20070415_161311_000000382057_00183_26790_0131.N1	15-APR-2007 16:13:11	Bright	38.000	89	5Alp Cep	2.4510	8000.0	76	26790	No
211	GOM_NL__2PRFIN20070415_162305_000000352057_00183_26790_0132.N1	15-APR-2007 16:23:05	Bright	35.000	164	44Eta Peg	2.9480	5400.0	70	26790	No
212	GOM_NL__2PRFIN20070415_163236_000000462057_00183_26790_0133.N1	15-APR-2007 16:32:36	Dark	46.000	162	34Alp Aqr	2.9440	5350.0	92	26790	No
213	GOM_NL__2PRFIN20070415_163736_000000442057_00183_26790_0134.N1	15-APR-2007 16:37:36	Dark	43.500	142	49Del Cap	2.8500	8900.0	87	26790	No
214	GOM_NL__2PRFIN20070415_164254_000000382057_00183_26790_0135.N1	15-APR-2007 16:42:54	Dark	38.000	172	Gam Gru	3.0030	13100.	76	26790	No
215	GOM_NL__2PRFIN20070415_164956_000000382057_00184_26791_0130.N1	15-APR-2007 16:49:56	Dark	38.000	45	Alp Pav	1.9400	26000.	76	26791	No
216	GOM_NL__2PRFIN20070415_165718_000000372057_00184_26791_0131.N1	15-APR-2007 16:57:18	Dark	37.000	43	Alp TrA	1.9100	4250.0	74	26791	No
217	GOM_NL__2PRFIN20070415_165923_000000392057_00184_26791_0132.N1	15-APR-2007 16:59:23	Dark	38.500	134	Bet TrA	2.8100	6600.0	77	26791	No
218	GOM_NL__2PRFIN20070415_170148_000000492057_00184_26791_0133.N1	15-APR-2007 17:01:48	Straylight	48.500	4	Alp1Cen	-0.010000	5800.0	97	26791	No
219	GOM_NL__2PRFIN20070415_170457_000000432057_00184_26791_0134.N1	15-APR-2007 17:04:57	Straylight	42.500	78	Alp Lup	2.3040	28000.	85	26791	No

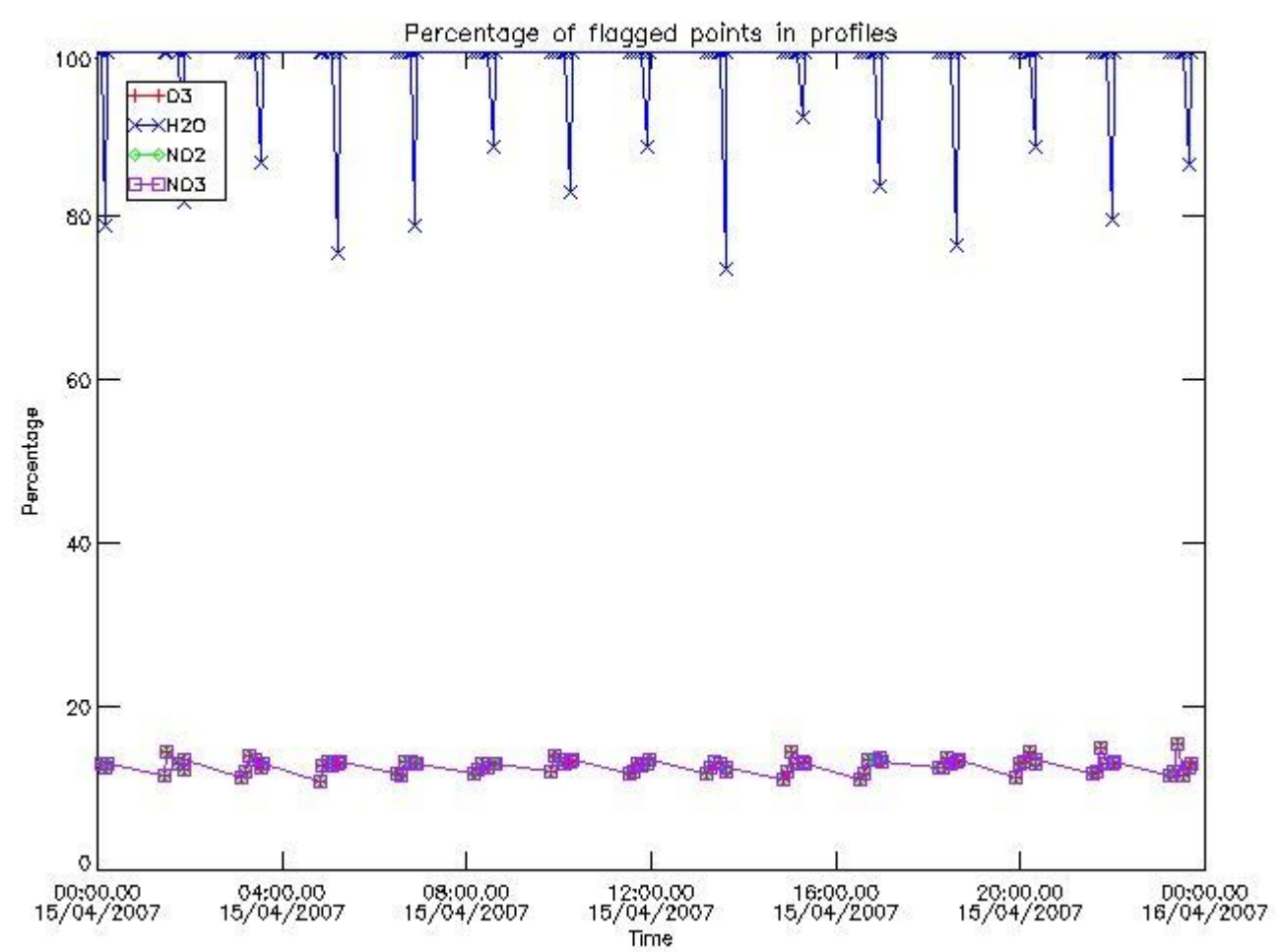
220	GOM_NL__2PRFIN20070415_170633_000000452057_00184_26791_0135.N1	15-APR-2007 17:06:33	Straylight	45.000	81	Eta Cen	2.3560	28000.	90	26791	No
221	GOM_NL__2PRFIN20070415_170856_000000452057_00184_26791_0136.N1	15-APR-2007 17:08:56	Straylight	45.000	54	5The Cen	2.0550	4500.0	90	26791	No
222	GOM_NL__2PRFIN20070415_171405_000000422057_00184_26791_0137.N1	15-APR-2007 17:14:05	Tw_i_and_stray	42.000	106	9Bet Crv	2.6480	5600.0	84	26791	No
223	GOM_NL__2PRFIN20070415_171555_000000432057_00184_26791_0138.N1	15-APR-2007 17:15:55	Bright	42.500	100	4Gam Crv	2.5800	13100.	85	26791	No
224	GOM_NL__2PRFIN20070415_171719_000000422057_00184_26791_0139.N1	15-APR-2007 17:17:19	Bright	42.000	15	67Alp Vir	0.97600	28000.	84	26791	No
225	GOM_NL__2PRFIN20070415_172022_000000392057_00184_26791_0140.N1	15-APR-2007 17:20:22	Bright	38.500	121	29Gam Vir	2.7400	7200.0	77	26791	No
226	GOM_NL__2PRFIN20070415_172410_000000392057_00184_26791_0141.N1	15-APR-2007 17:24:10	Bright	39.000	138	47Eps Vir	2.8280	4700.0	78	26791	No
227	GOM_NL__2PRFIN20070415_173218_000000382057_00184_26791_0142.N1	15-APR-2007 17:32:18	Bright	37.500	152	12Alp2CVn	2.8900	11000.	75	26791	No
228	GOM_NL__2PRFIN20070415_173608_000000352057_00184_26791_0143.N1	15-APR-2007 17:36:08	Bright	35.000	87	64Gam UMa	2.4330	11000.	70	26791	No
229	GOM_NL__2PRFIN20070415_173732_000000392057_00184_26791_0144.N1	15-APR-2007 17:37:32	Bright	39.000	55	79Zet UMa	2.0600	10200.	78	26791	No
230	GOM_NL__2PRFIN20070415_174342_000000382057_00184_26791_0145.N1	15-APR-2007 17:43:42	Bright	38.000	60	7Bet UMi	2.0810	3950.0	76	26791	No
231	GOM_NL__2PRFIN20070415_174630_000000352057_00184_26791_0146.N1	15-APR-2007 17:46:30	Bright	34.500	49	1Alp UMi	1.9900	6300.0	69	26791	No
232	GOM_NL__2PRFIN20070415_175347_000000462057_00184_26791_0147.N1	15-APR-2007 17:53:47	Bright	45.500	89	5Alp Cep	2.4510	8000.0	91	26791	No
233	GOM_NL__2PRFIN20070415_180341_000000542057_00184_26791_0148.N1	15-APR-2007 18:03:41	Bright	54.000	164	44Eta Peg	2.9480	5400.0	108	26791	No
234	GOM_NL__2PRFIN20070415_181313_000000412057_00184_26791_0149.N1	15-APR-2007 18:13:13	Dark	41.000	162	34Alp Aqr	2.9440	5350.0	82	26791	No
235	GOM_NL__2PRFIN20070415_181813_000000412057_00184_26791_0150.N1	15-APR-2007 18:18:13	Dark	41.000	142	49Del Cap	2.8500	8900.0	82	26791	No
236	GOM_NL__2PRFIN20070415_182331_000000372057_00184_26791_0151.N1	15-APR-2007 18:23:31	Dark	37.000	172	Gam Gru	3.0030	13100.	74	26791	No
237	GOM_NL__2PRFIN20070415_183032_000000402057_00185_26792_0146.N1	15-APR-2007 18:30:32	Dark	39.500	45	Alp Pav	1.9400	26000.	79	26792	No
238	GOM_NL__2PRFIN20070415_183754_000000392057_00185_26792_0147.N1	15-APR-2007 18:37:54	Dark	38.500	43	Alp TrA	1.9100	4250.0	77	26792	No
239	GOM_NL__2PRFIN20070415_184000_000000382057_00185_26792_0148.N1	15-APR-2007 18:40:00	Dark	38.000	134	Bet TrA	2.8100	6600.0	76	26792	No
240	GOM_NL__2PRFIN20070415_184224_000000492057_00185_26792_0149.N1	15-APR-2007 18:42:24	Straylight	49.000	4	Alp1Cen	-0.010000	5800.0	98	26792	No
241	GOM_NL__2PRFIN20070415_184534_000000412057_00185_26792_0150.N1	15-APR-2007 18:45:34	Straylight	40.500	78	Alp Lup	2.3040	28000.	81	26792	No
242	GOM_NL__2PRFIN20070415_184710_000000432057_00185_26792_0151.N1	15-APR-2007 18:47:10	Straylight	42.500	81	Eta Cen	2.3560	28000.	85	26792	No
243	GOM_NL__2PRFIN20070415_184932_000000472057_00185_26792_0152.N1	15-APR-2007 18:49:32	Straylight	46.500	54	5The Cen	2.0550	4500.0	93	26792	No
244	GOM_NL__2PRFIN20070415_185441_000000412057_00185_26792_0153.N1	15-APR-2007 18:54:41	Tw_i_and_stray	40.500	106	9Bet Crv	2.6480	5600.0	81	26792	No
245	GOM_NL__2PRFIN20070415_185631_000000392057_00185_26792_0154.N1	15-APR-2007 18:56:31	Bright	39.000	100	4Gam Crv	2.5800	13100.	78	26792	No
246	GOM_NL__2PRFIN20070415_185755_000000412057_00185_26792_0155.N1	15-APR-2007 18:57:55	Bright	41.000	15	67Alp Vir	0.97600	28000.	82	26792	No
247	GOM_NL__2PRFIN20070415_190058_000000392057_00185_26792_0156.N1	15-APR-2007 19:00:58	Bright	38.500	121	29Gam Vir	2.7400	7200.0	77	26792	No
248	GOM_NL__2PRFIN20070415_190446_000000392057_00185_26792_0157.N1	15-APR-2007 19:04:46	Bright	38.500	138	47Eps Vir	2.8280	4700.0	77	26792	No
249	GOM_NL__2PRFIN20070415_191254_000000372057_00185_26792_0158.N1	15-APR-2007 19:12:54	Bright	37.000	152	12Alp2CVn	2.8900	11000.	74	26792	No
250	GOM_NL__2PRFIN20070415_191644_000000372057_00185_26792_0159.N1	15-APR-2007 19:16:44	Bright	36.500	87	64Gam UMa	2.4330	11000.	73	26792	No
251	GOM_NL__2PRFIN20070415_191808_000000402057_00185_26792_0160.N1	15-APR-2007 19:18:08	Bright	39.500	55	79Zet UMa	2.0600	10200.	79	26792	No
252	GOM_NL__2PRFIN20070415_192417_000000402057_00185_26792_0161.N1	15-APR-2007 19:24:17	Bright	40.000	60	7Bet UMi	2.0810	3950.0	80	26792	No
253	GOM_NL__2PRFIN20070415_192706_000000352057_00185_26792_0162.N1	15-APR-2007 19:27:06	Bright	34.500	49	1Alp UMi	1.9900	6300.0	69	26792	No
254	GOM_NL__2PRFIN20070415_193423_000000392057_00185_26792_0163.N1	15-APR-2007 19:34:23	Bright	38.500	89	5Alp Cep	2.4510	8000.0	77	26792	No
255	GOM_NL__2PRFIN20070415_194417_000000372057_00185_26792_0164.N1	15-APR-2007 19:44:17	Bright	36.500	164	44Eta Peg	2.9480	5400.0	73	26792	No
256	GOM_NL__2PRFIN20070415_195349_000000452057_00185_26792_0165.N1	15-APR-2007 19:53:49	Dark	45.000	162	34Alp Aqr	2.9440	5350.0	90	26792	No
257	GOM_NL__2PRFIN20070415_195849_000000432057_00185_26792_0166.N1	15-APR-2007 19:58:49	Dark	43.000	142	49Del Cap	2.8500	8900.0	86	26792	No
258	GOM_NL__2PRFIN20070415_200407_000000392057_00185_26792_0167.N1	15-APR-2007 20:04:07	Dark	38.500	172	Gam Gru	3.0030	13100.	77	26792	No
259	GOM_NL__2PRFIN20070415_201109_000000392057_00186_26793_0156.N1	15-APR-2007 20:11:09	Dark	38.500	45	Alp Pav	1.9400	26000.	77	26793	No
260	GOM_NL__2PRFIN20070415_201831_000000392057_00186_26793_0157.N1	15-APR-2007 20:18:31	Dark	39.000	43	Alp TrA	1.9100	4250.0	78	26793	No
261	GOM_NL__2PRFIN20070415_202036_000000382057_00186_26793_0158.N1	15-APR-2007 20:20:36	Dark	38.000	134	Bet TrA	2.8100	6600.0	76	26793	No
262	GOM_NL__2PRFIN20070415_202300_000000502057_00186_26793_0159.N1	15-APR-2007 20:23:00	Straylight	49.500	4	Alp1Cen	-0.010000	5800.0	99	26793	No
263	GOM_NL__2PRFIN20070415_202610_000000422057_00186_26793_0160.N1	15-APR-2007 20:26:10	Straylight	41.500	78	Alp Lup	2.3040	28000.	83	26793	No
264	GOM_NL__2PRFIN20070415_202746_000000432057_00186_26793_0161.N1	15-APR-2007 20:27:46	Straylight	42.500	81	Eta Cen	2.3560	28000.	85	26793	No
265	GOM_NL__2PRFIN20070415_203009_000000492057_00186_26793_0162.N1	15-APR-2007 20:30:09	Straylight	48.500	54	5The Cen	2.0550	4500.0	97	26793	No
266	GOM_NL__2PRFIN20070415_203517_000000422057_00186_26793_0163.N1	15-APR-2007 20:35:17	Tw_i_and_stray	41.500	106	9Bet Crv	2.6480	5600.0	83	26793	No
267	GOM_NL__2PRFIN20070415_203707_000000442057_00186_26793_0164.N1	15-APR-2007 20:37:07	Bright	43.500	100	4Gam Crv	2.5800	13100.	87	26793	No
268	GOM_NL__2PRFIN20070415_203831_000000432057_00186_26793_0165.N1	15-APR-2007 20:38:31	Bright	43.000	15	67Alp Vir	0.97600	28000.	86	26793	No
269	GOM_NL__2PRFIN20070415_204134_000000382057_00186_26793_0166.N1	15-APR-2007 20:41:34	Bright	37.500	121	29Gam Vir	2.7400	7200.0	75	26793	No
270	GOM_NL__2PRFIN20070415_204522_000000392057_00186_26793_0167.N1	15-APR-2007 20:45:22	Bright	39.000	138	47Eps Vir	2.8280	4700.0	78	26793	No
271	GOM_NL__2PRFIN20070415_205330_000000372057_00186_26793_0168.N1	15-APR-2007 20:53:30	Bright	36.500	152	12Alp2CVn	2.8900	11000.	73	26793	No
272	GOM_NL__2PRFIN20070415_205719_000000362057_00186_26793_0169.N1	15-APR-2007 20:57:19	Bright	35.500	87	64Gam UMa	2.4330	11000.	71	26793	No
273	GOM_NL__2PRFIN20070415_205843_000000392057_00186_26793_0170.N1	15-APR-2007 20:58:43	Bright	38.500	55	79Zet UMa	2.0600	10200.	77	26793	No
274	GOM_NL__2PRFIN20070415_210453_000000392057_00186_26793_0171.N1	15-APR-2007 21:04:53	Bright	38.500	60	7Bet UMi	2.0810	3950.0	77	26793	No
275	GOM_NL__2PRFIN20070415_210742_000000372057_00186_26793_0172.N1	15-APR-2007 21:07:42	Bright	36.500	49	1Alp UMi	1.9900	6300.0	73	26793	No
276	GOM_NL__2PRFIN20070415_211459_000000382057_00186_26793_0173.N1	15-APR-2007 21:14:59	Bright	37.500	89	5Alp Cep	2.4510	8000.0	75	26793	No
277	GOM_NL__2PRFIN20070415_212453_000000352057_00186_26793_0174.N1	15-APR-2007 21:24:53	Bright	35.000	164	44Eta Peg	2.9480	5400.0	70	26793	No
278	GOM_NL__2PRFIN20070415_213426_000000432057_00186_26793_0175.N1	15-APR-2007 21:34:26	Dark	43.000	162	34Alp Aqr	2.9440	5350.0	86	26793	No

279	GOM_NL__2PRFIN20070415_213926_000000422057_00186_26793_0176.N1	15-APR-2007 21:39:26	Dark	42.000	142	49Del Cap	2.8500	8900.0	84	26793	No
280	GOM_NL__2PRFIN20070415_214444_000000382057_00186_26793_0177.N1	15-APR-2007 21:44:44	Dark	37.500	172	Gam Gru	3.0030	13100.	75	26793	No
281	GOM_NL__2PRFIN20070415_215145_000000402057_00187_26794_0178.N1	15-APR-2007 21:51:45	Dark	39.500	45	Alp Pav	1.9400	26000.	79	26794	No
282	GOM_NL__2PRFIN20070415_215907_000000402057_00187_26794_0179.N1	15-APR-2007 21:59:07	Dark	39.500	43	Alp TrA	1.9100	4250.0	79	26794	No
283	GOM_NL__2PRFIN20070415_220112_000000392057_00187_26794_0180.N1	15-APR-2007 22:01:12	Dark	38.500	134	Bet TrA	2.8100	6600.0	77	26794	No
284	GOM_NL__2PRFIN20070415_220337_000000532057_00187_26794_0181.N1	15-APR-2007 22:03:37	Straylight	52.500	4	Alp1Cen	-0.010000	5800.0	105	26794	No
285	GOM_NL__2PRFIN20070415_220647_000000412057_00187_26794_0182.N1	15-APR-2007 22:06:47	Straylight	41.000	78	Alp Lup	2.3040	28000.	82	26794	No
286	GOM_NL__2PRFIN20070415_220822_000000472057_00187_26794_0183.N1	15-APR-2007 22:08:22	Straylight	46.500	81	Eta Cen	2.3560	28000.	93	26794	No
287	GOM_NL__2PRFIN20070415_221045_000000462057_00187_26794_0184.N1	15-APR-2007 22:10:45	Straylight	45.500	54	5The Cen	2.0550	4500.0	91	26794	No
288	GOM_NL__2PRFIN20070415_221553_000000422057_00187_26794_0185.N1	15-APR-2007 22:15:53	Tw_i_and_stray	42.000	106	9Bet Crv	2.6480	5600.0	84	26794	No
289	GOM_NL__2PRFIN20070415_221743_000000442057_00187_26794_0186.N1	15-APR-2007 22:17:43	Bright	43.500	100	4Gam Crv	2.5800	13100.	87	26794	No
290	GOM_NL__2PRFIN20070415_221907_000000442057_00187_26794_0187.N1	15-APR-2007 22:19:07	Bright	44.000	15	67Alp Vir	0.97600	28000.	88	26794	No
291	GOM_NL__2PRFIN20070415_222210_000000372057_00187_26794_0188.N1	15-APR-2007 22:22:10	Bright	36.500	121	29Gam Vir	2.7400	7200.0	73	26794	No
292	GOM_NL__2PRFIN20070415_222558_000000392057_00187_26794_0189.N1	15-APR-2007 22:25:58	Bright	39.000	138	47Eps Vir	2.8280	4700.0	78	26794	No
293	GOM_NL__2PRFIN20070415_223405_000000372057_00187_26794_0190.N1	15-APR-2007 22:34:05	Bright	37.000	152	12Alp2CVn	2.8900	11000.	74	26794	No
294	GOM_NL__2PRFIN20070415_223755_000000342057_00187_26794_0191.N1	15-APR-2007 22:37:55	Bright	33.500	87	64Gam UMa	2.4330	11000.	67	26794	No
295	GOM_NL__2PRFIN20070415_223919_000000372057_00187_26794_0192.N1	15-APR-2007 22:39:19	Bright	36.500	55	79Zet UMa	2.0600	10200.	73	26794	No
296	GOM_NL__2PRFIN20070415_224529_000000392057_00187_26794_0193.N1	15-APR-2007 22:45:29	Bright	38.500	60	7Bet UMi	2.0810	3950.0	77	26794	No
297	GOM_NL__2PRFIN20070415_224817_000000352057_00187_26794_0194.N1	15-APR-2007 22:48:17	Bright	35.000	49	1Alp UMi	1.9900	6300.0	70	26794	No
298	GOM_NL__2PRFIN20070415_225535_000000382057_00187_26794_0195.N1	15-APR-2007 22:55:35	Bright	37.500	89	5Alp Cep	2.4510	8000.0	75	26794	No
299	GOM_NL__2PRFIN20070415_230529_000000362057_00187_26794_0196.N1	15-APR-2007 23:05:29	Bright	36.000	164	44Eta Peg	2.9480	5400.0	72	26794	No
300	GOM_NL__2PRFIN20070415_231502_000000442057_00187_26794_0197.N1	15-APR-2007 23:15:02	Dark	44.000	162	34Alp Aqr	2.9440	5350.0	88	26794	No
301	GOM_NL__2PRFIN20070415_232003_000000432057_00187_26794_0198.N1	15-APR-2007 23:20:03	Dark	42.500	142	49Del Cap	2.8500	8900.0	85	26794	No
302	GOM_NL__2PRFIN20070415_232520_000000402057_00187_26794_0199.N1	15-APR-2007 23:25:20	Dark	39.500	172	Gam Gru	3.0030	13100.	79	26794	No
303	GOM_NL__2PRFIN20070415_233221_000000452057_00188_26795_0194.N1	15-APR-2007 23:32:21	Dark	44.500	45	Alp Pav	1.9400	26000.	89	26795	No
304	GOM_NL__2PRFIN20070415_233943_000000412057_00188_26795_0195.N1	15-APR-2007 23:39:43	Dark	40.500	43	Alp TrA	1.9100	4250.0	81	26795	No
305	GOM_NL__2PRFIN20070415_234149_000000402057_00188_26795_0196.N1	15-APR-2007 23:41:49	Dark	39.500	134	Bet TrA	2.8100	6600.0	79	26795	No
306	GOM_NL__2PRFIN20070415_234413_000000532057_00188_26795_0197.N1	15-APR-2007 23:44:13	Straylight	53.000	4	Alp1Cen	-0.010000	5800.0	106	26795	No
307	GOM_NL__2PRFIN20070415_234723_000000412057_00188_26795_0198.N1	15-APR-2007 23:47:23	Straylight	41.000	78	Alp Lup	2.3040	28000.	82	26795	No
308	GOM_NL__2PRFIN20070415_234859_000000452057_00188_26795_0199.N1	15-APR-2007 23:48:59	Straylight	44.500	81	Eta Cen	2.3560	28000.	89	26795	No
309	GOM_NL__2PRFIN20070415_235121_000000462057_00188_26795_0200.N1	15-APR-2007 23:51:21	Straylight	45.500	54	5The Cen	2.0550	4500.0	91	26795	No
310	GOM_NL__2PRFIN20070415_235629_000000432057_00188_26795_0201.N1	15-APR-2007 23:56:29	Tw_i_and_stray	43.000	106	9Bet Crv	2.6480	5600.0	86	26795	No
311	GOM_NL__2PRFIN20070415_235819_000000412057_00188_26795_0202.N1	15-APR-2007 23:58:19	Bright	41.000	100	4Gam Crv	2.5800	13100.	82	26795	No
312	GOM_NL__2PRFIN20070415_235943_000000422057_00188_26795_0203.N1	15-APR-2007 23:59:43	Bright	41.500	15	67Alp Vir	0.97600	28000.	83	26795	No

3. Quality information per product

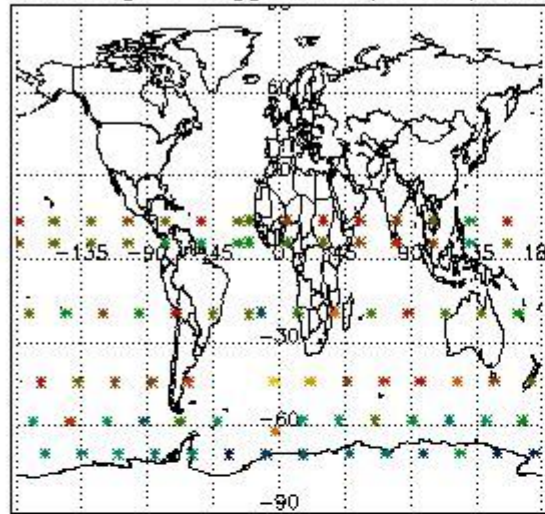
In this section it is plotted some information contained in the Quality Summary data set of the level 2 products. Only products in dark limb conditions and without errors (error flag in the MPH set to "0") are used.

3.1 Plot quality information per product (time dependant)

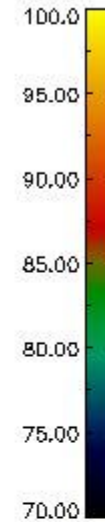
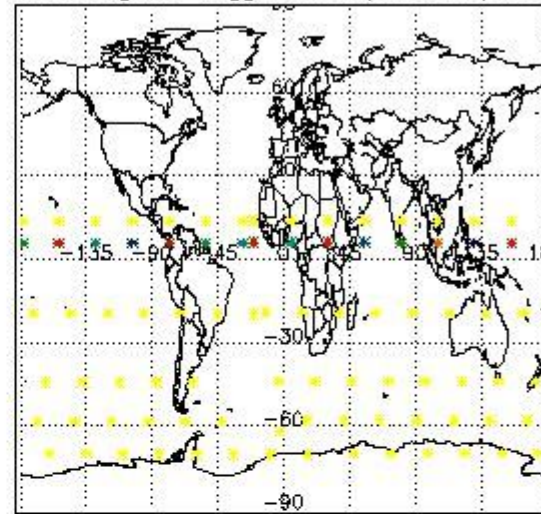


3.2 Plot quality information per product (world map)

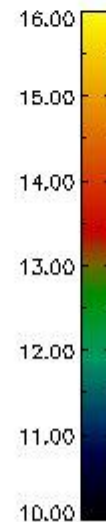
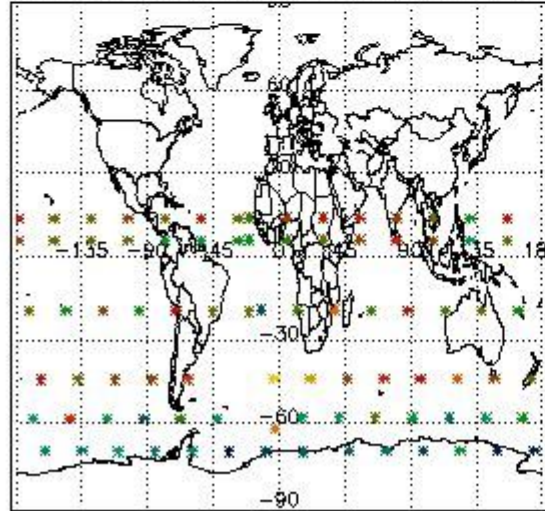
Percentage of flagged data per O3 profile



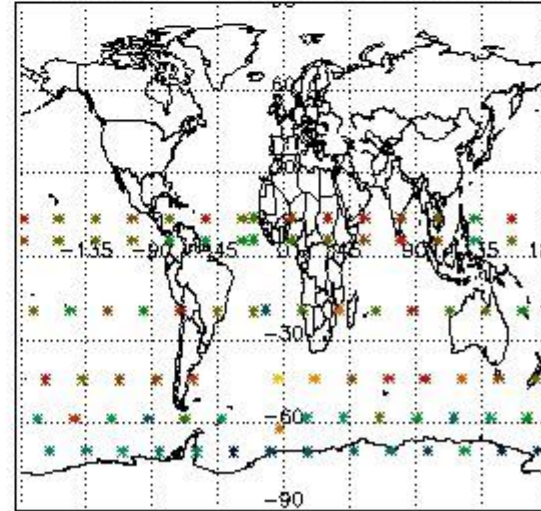
Percentage of flagged data per H2O profile



Percentage of flagged data per NO2 profile



Percentage of flagged data per NO3 profile

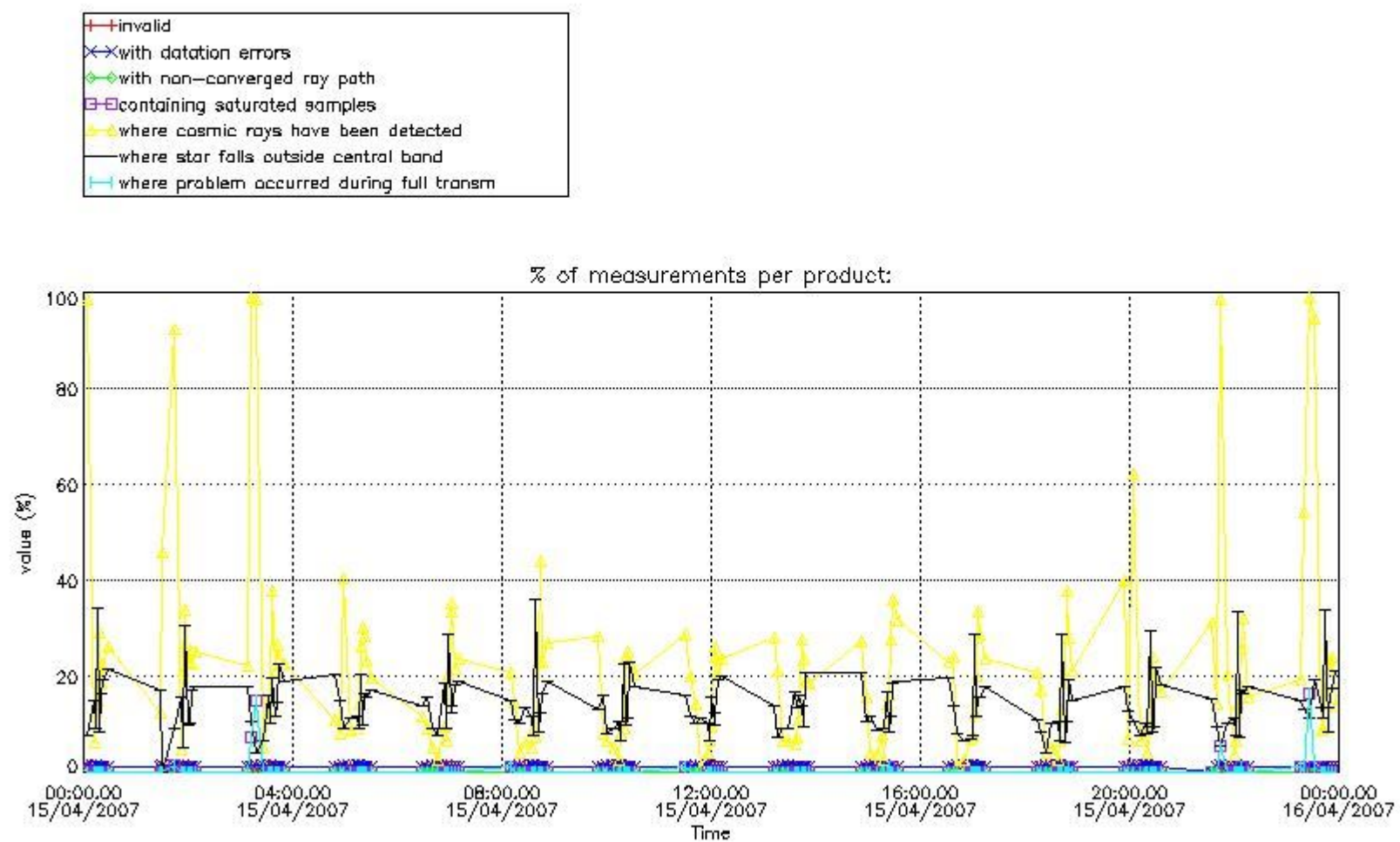


4. Level 1 quality information per product

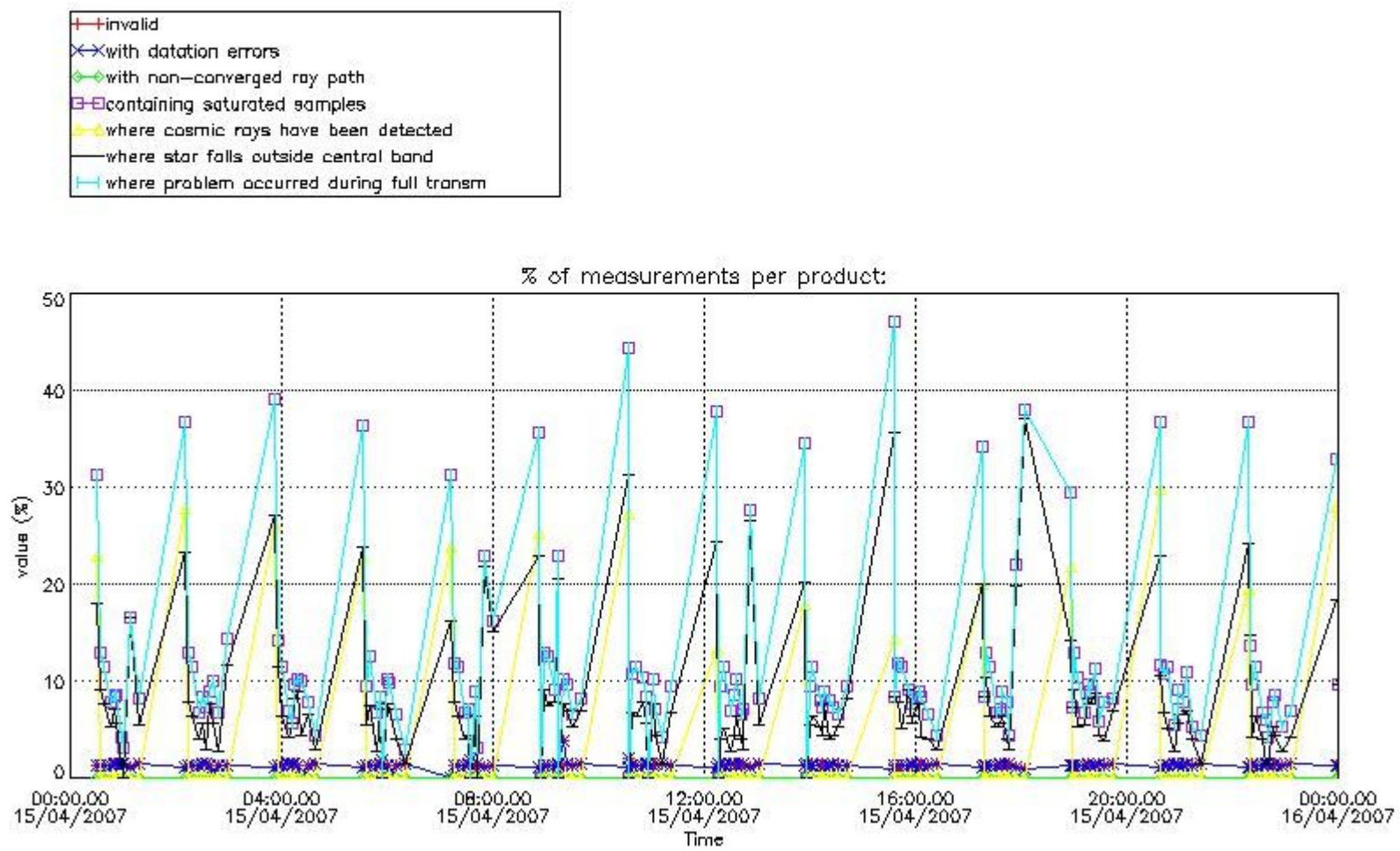
In this section it is plotted some information contained in the Quality Summary data set of the level 2 products that comes from the level 1b processing. Products without errors (error flag in the MPH set to "0") are used.

4.1 Plot quality information per product (time dependant) coming from level 1b processing

4.1.1 Plot level 1 quality information per product (time dependant): ENVISAT ASCENDING passes

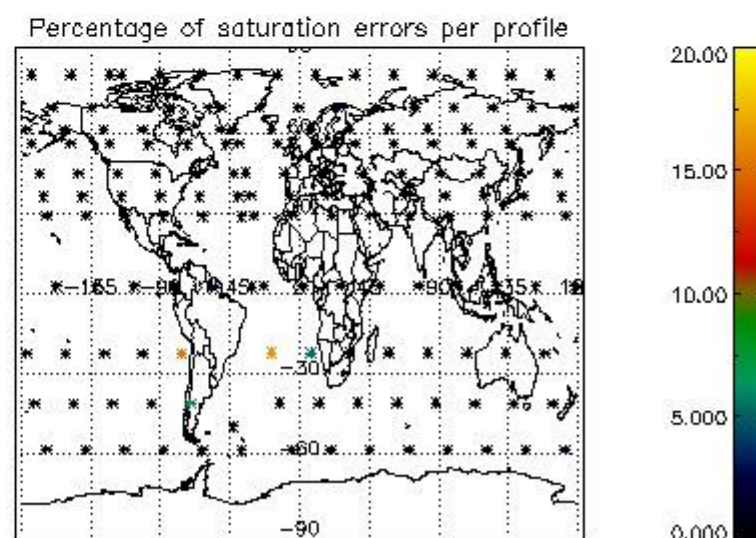
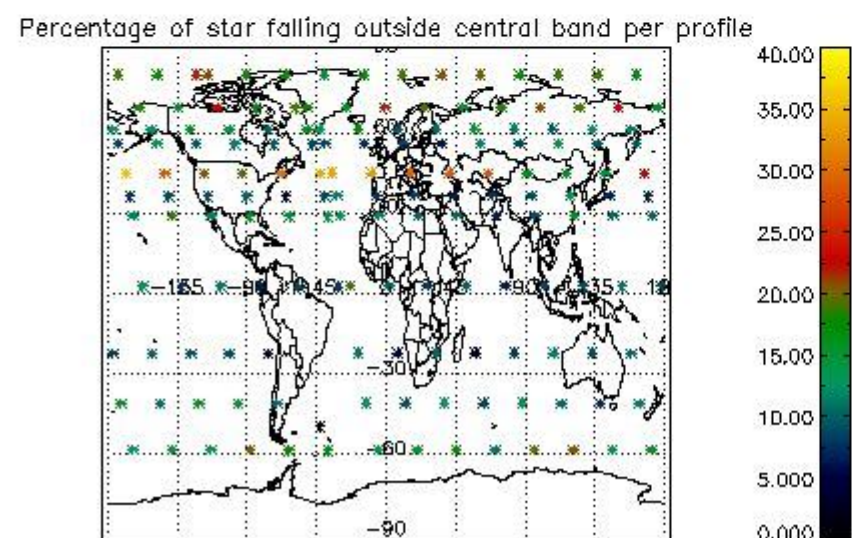
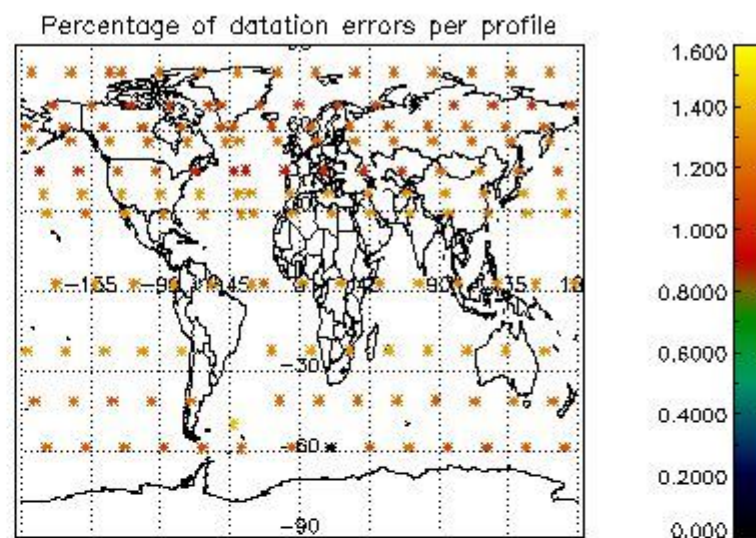
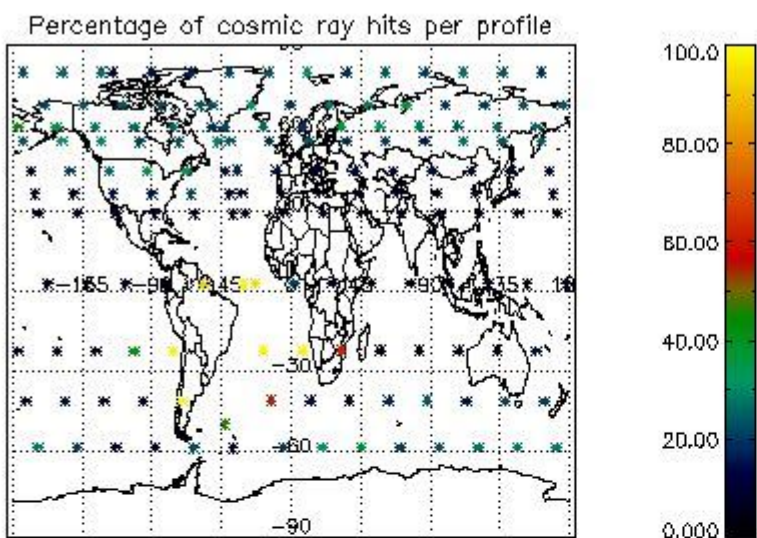


4.1.2 Plot level 1 quality information per product (time dependant): ENVI SAT DESCENDING passes

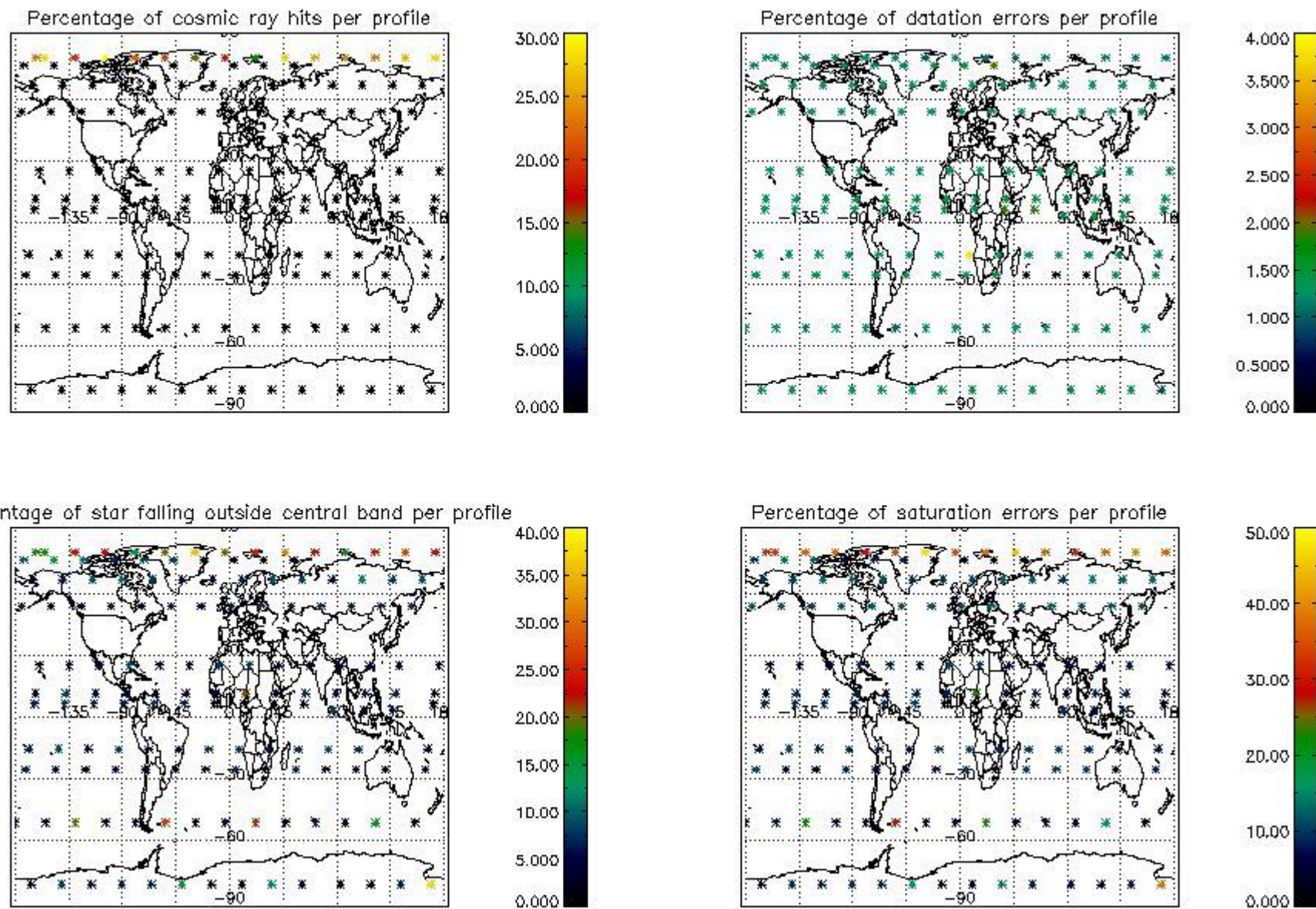


4.2 Plot quality information per product coming from level 1b processing (world map)

4.2.1 Plot level 1 quality information per product (world map): ENVISAT ASCENDING passes



4.2.2 Plot level 1 quality information per product (world map): ENVISAT DESCENDING passes



5. Trace gas profiles

5.1 Ozone statistics based on quality of products

The final quality of the products can be "measured" using the STD (Standard Deviation) attached to every point profile. This information is written to the parameter GOM_NL__2P/NL_LOCAL_SPECIES_DENSITY/o3_std of the level 2 products. The table below shows the statistics for given STD ranges.

The statistics are given with respect to the overall valid production:

- Products without fatal errors: GOM_NL__2P/MPH/PRODUCT_ERR=0
- Valid point profile: GOM_NL__2P/NL_LOCAL_SPECIES_DENSITY/pcd(0)=0

The 'Criteria' is applied to valid points of dark limb products:

- Products in dark limb illumination condition: GOM_NL__2P/NL_SUMMARY_QUALITY/obs_ill_cond=0
- Products without fatal errors: GOM_NL__2P/MPH/PRODUCT_ERR=0
- Valid point profile: GOM_NL__2P/NL_LOCAL_SPECIES_DENSITY/pcd(0)=0

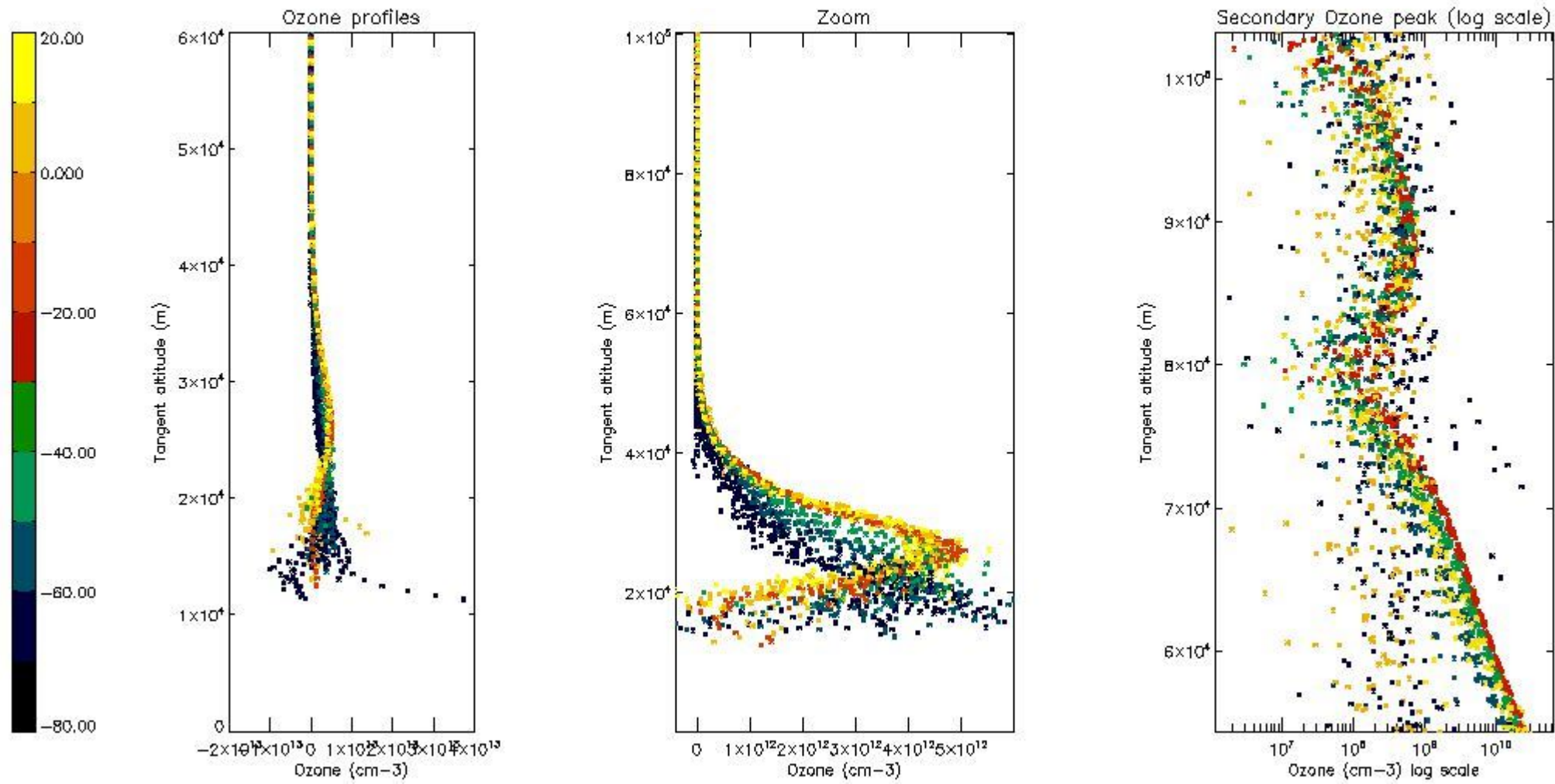
So, the table below shows the percentage of dark limb and valid observations for each criteria with respect to the overall valid daily observations.

Criteria	% of total production
All STD	28
STD < 20	13

STD < 10	8
STD < 5	3

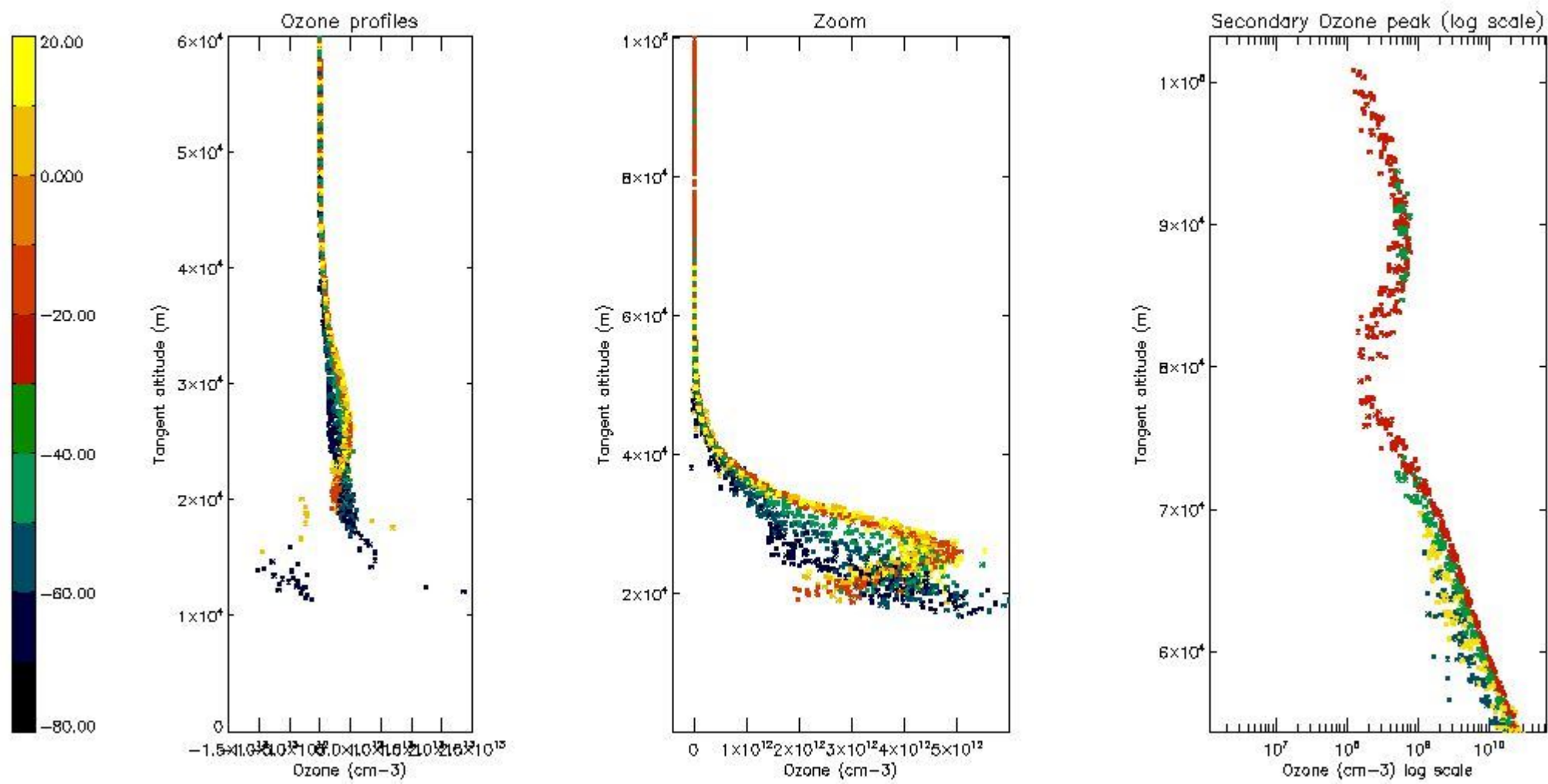
5.2 Plot ozone profiles for all STD (dark without errors)

The colorbar represents the latitude.



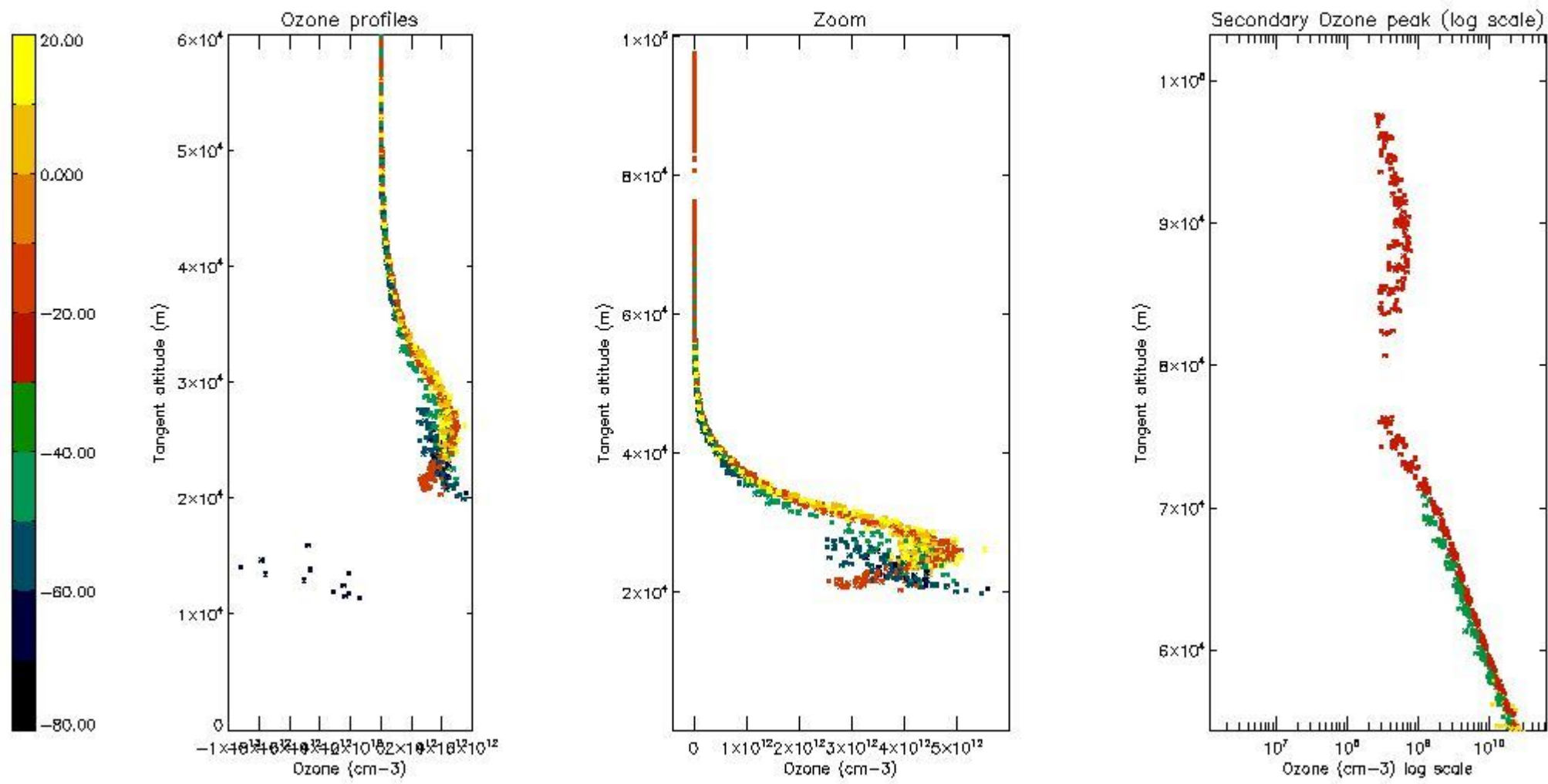
5.3 Plot ozone profiles where STD < 20% (dark without errors)

The colorbar represents the latitude.



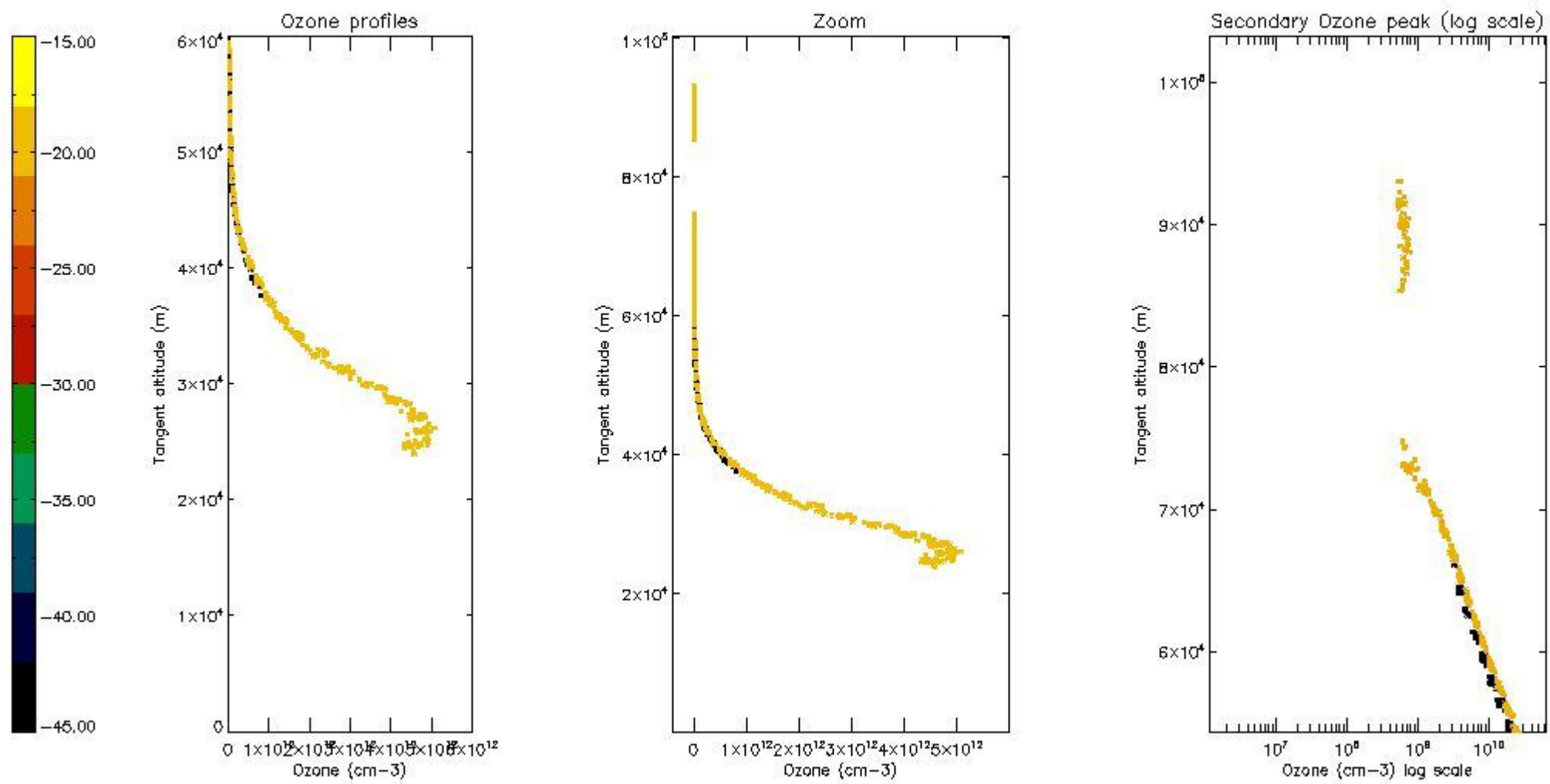
5.4 Plot ozone profiles where STD < 10% (dark without errors)

The colorbar represents the latitude.



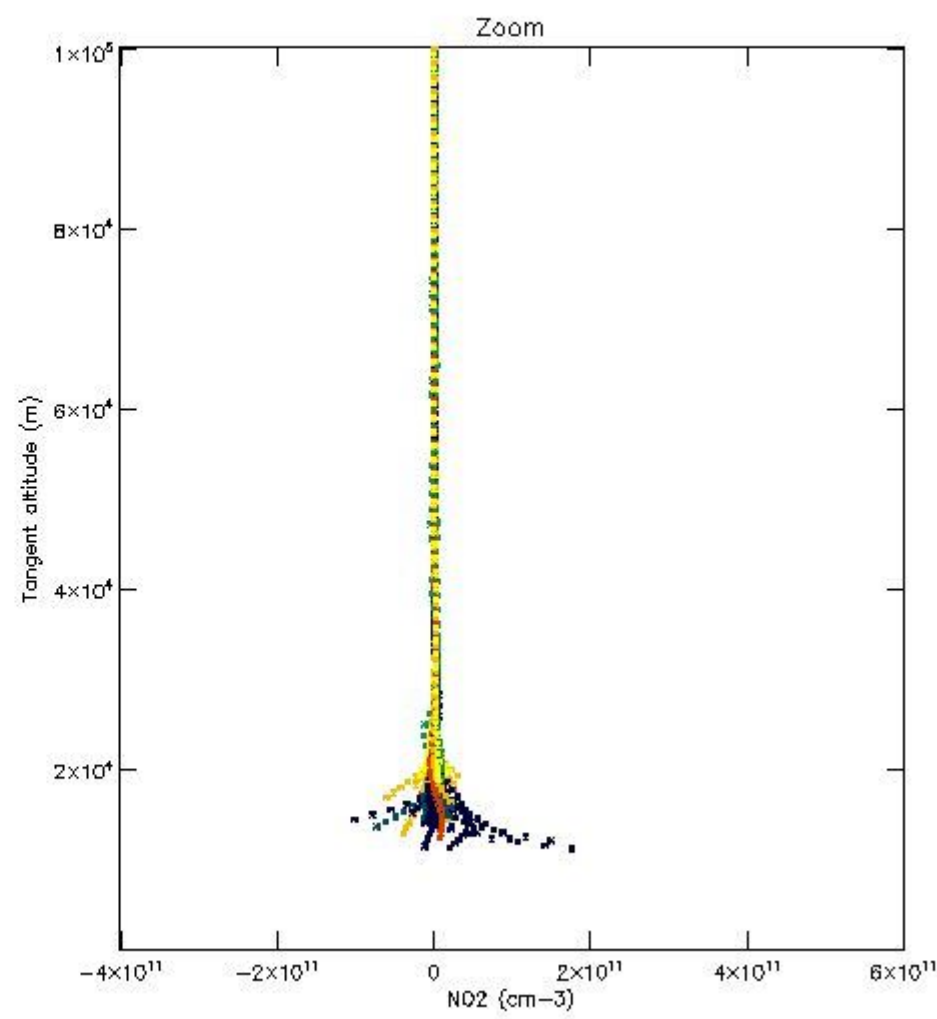
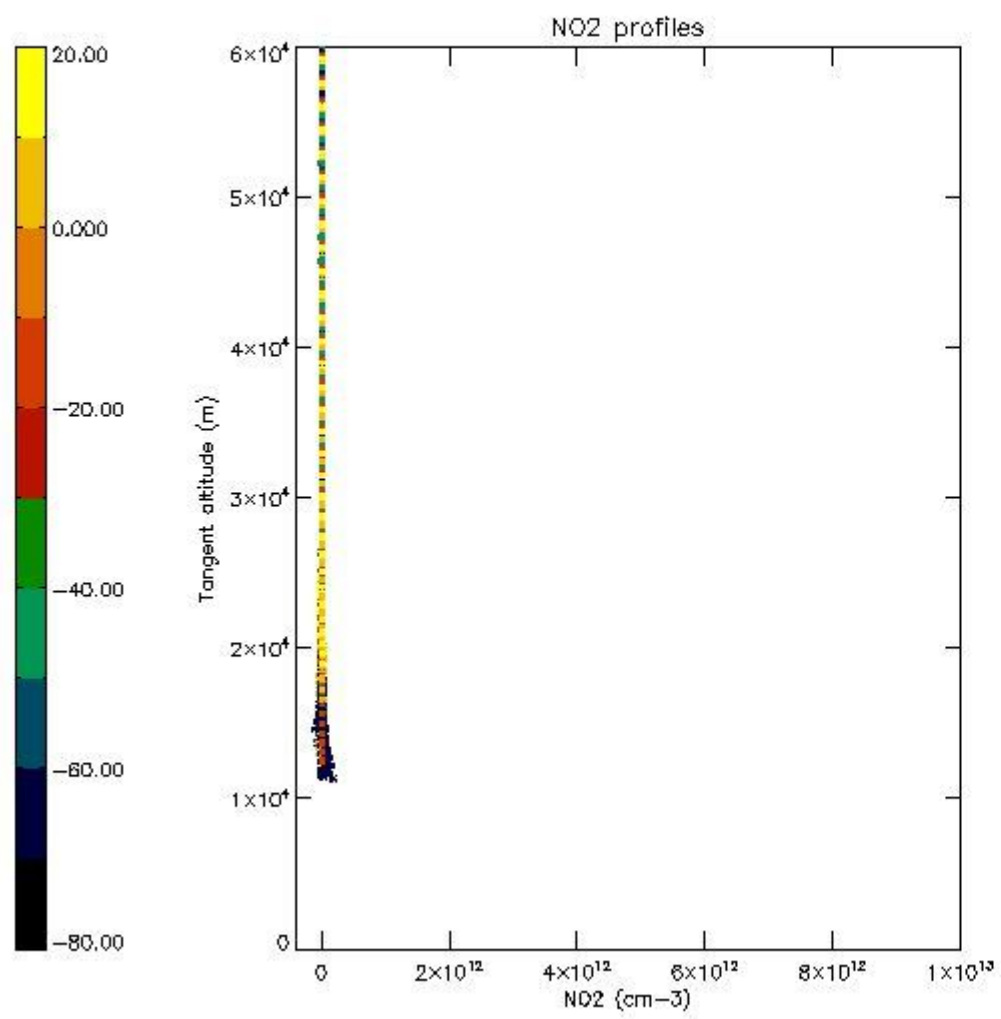
5.5 Plot ozone profiles where STD < 5% (dark without errors)

The colorbar represents the latitude.



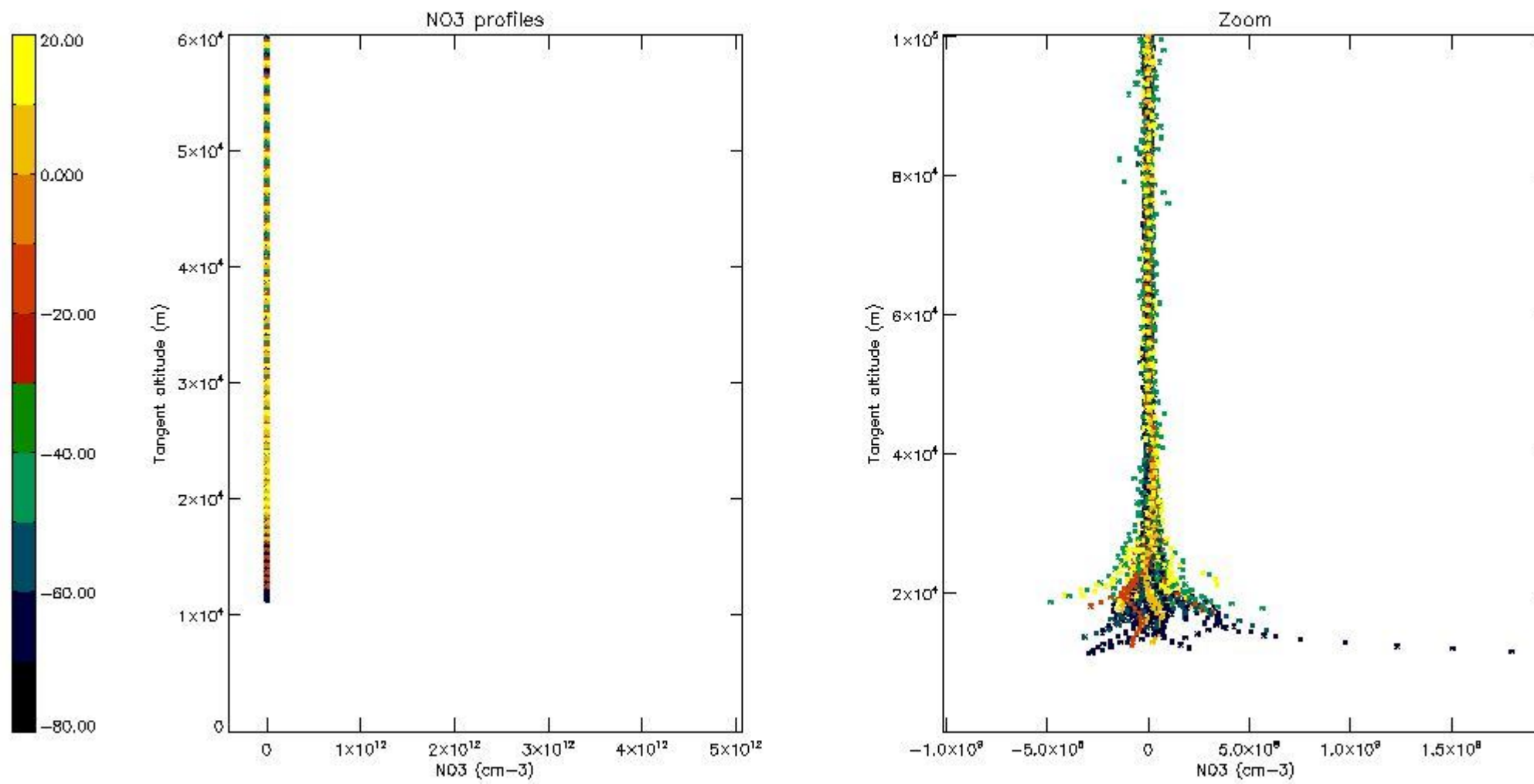
5.6 Plot NO₂ profiles for all STD (dark without errors)

The colorbar represents the latitude.



5.7 Plot NO3 profiles for all STD (dark without errors)

The colorbar represents the latitude.



6. Auxiliary Data Files used for the production reported in section 2

The number reported in the third column indicates since which file (see list in section 2) the corresponding auxiliary file has been used. The fourth column is the date of those product files.

Type	Auxiliary Filename	Used since product	Used since product date
INST_PHYS_CHARACTERISTICS	GOM_INS_AXVIEC20091111_143220_20030716_120000_20500101_000000	1	15-APR-2007 00:03:51
LEVEL-2_PROC_CONFIG	GOM_PR2_AXVIEC20091111_152718_20020301_000000_20500101_000000	1	15-APR-2007 00:03:51
CROSS_SECTIONS_FILE	GOM_CRS_AXVIEC20091111_154832_20020301_000000_20500101_000000	1	15-APR-2007 00:03:51

GOMOS Level 2 Daily Report

SUMMARY

[1. General Info](#)

[2. Summary of processed GOM_NL_2P products](#)

[3. Level 2 Quality information per product](#)

[3.1 Plot of level 2 quality information per product \(time dependant\)](#)

[3.2 Plot of level 2 quality information per product \(world map\)](#)

[4. Level 1 Quality information per product \(stored on level 2 products\)](#)

[4.1 Plot of level 1 quality information per product \(time dependant\)](#)

[4.1.1 Plot of level 1 quality information per product \(time dependant\): ASCENDING](#)

[4.1.2 Plot of level 1 quality information per product \(time dependant\): DESCENDING](#)

[4.2 Plot of level 1 quality information per product \(world map\)](#)

[4.2.1 Plot of level 1 quality information per product \(world map\): ASCENDING](#)

[4.2.2 Plot of level 1 quality information per product \(world map\): DESCENDING](#)

[5. Ozone profiles based on quality statistics and other trace gas profiles](#)

[5.1 Ozone statistics based on quality of products](#)

[5.2 Plot ozone profiles for all STD \(dark without errors\)](#)

[5.3 Plot ozone profiles where STD < 20% \(dark without errors\)](#)

[5.4. Plot ozone profiles where STD < 10% \(dark without errors\)](#)

[5.5. Plot ozone profiles where STD < 5% \(dark without errors\)](#)

[5.6 Plot NO2 profiles for all STD \(dark without errors\)](#)

[5.7 Plot NO3 profiles for all STD \(dark without errors\)](#)

[5.8 Plot H2O profiles \(only for occultations of stars 1,2,3,4,13,14,16,26,63 dark without errors\) for all STD](#)

[6. Auxiliary Data Files used for the production reported in section 2](#)

This report presents the daily analysis on parameters extracted from GOMOS level 2 data (GOM_NL__2P). It is intended to monitor some important parameters that will impact the quality of these products. A list of level 2 products (and content) that have arrived during the reporting day to the PCF is also given.

Item	Value
Time of report generation	22APR2013 18:28:18
Data source version	GOMOS/6.01
Start time of products	15-04-2007 (15APR2007 00:00:00)
Stop time of products	16-04-2007 (16APR2007 00:00:00)
Store outputs in DB	Yes
Nb of level 2 prods	312
Nb of prods with errors	0

2. Summary of processed GOM_NL__2P products.

Nr	Filename	UTC Start time	Limb	Duration	Star Id	Star Name	Star Mag	Star Temp	Nb Meas	Orbit	Prod. error
1	GOM_NL__2PRFIN20070415_000351_000000392057_00174_26781_9962.N1	15-APR-2007 00:03:51	Dark	39.000	45	Alp Pav	1.9400	26000.	78	26781	No
2	GOM_NL__2PRFIN20070415_001114_000000412057_00174_26781_9963.N1	15-APR-2007 00:11:14	Dark	40.500	43	Alp TrA	1.9100	4250.0	81	26781	No
3	GOM_NL__2PRFIN20070415_001319_000000392057_00174_26781_9964.N1	15-APR-2007 00:13:19	Dark	39.000	134	Bet TrA	2.8100	6600.0	78	26781	No
4	GOM_NL__2PRFIN20070415_001544_000000542057_00174_26781_9965.N1	15-APR-2007 00:15:44	Straylight	54.000	4	Alp1Cen	-0.010000	5800.0	108	26781	No
5	GOM_NL__2PRFIN20070415_001853_000000412057_00174_26781_9966.N1	15-APR-2007 00:18:53	Straylight	41.000	78	Alp Lup	2.3040	28000.	82	26781	No
6	GOM_NL__2PRFIN20070415_002029_000000462057_00174_26781_9967.N1	15-APR-2007 00:20:29	Straylight	46.000	81	Eta Cen	2.3560	28000.	92	26781	No
7	GOM_NL__2PRFIN20070415_002253_000000472057_00174_26781_9968.N1	15-APR-2007 00:22:53	Straylight	47.000	54	5The Cen	2.0550	4500.0	94	26781	No
8	GOM_NL__2PRFIN20070415_002804_000000442057_00174_26781_9969.N1	15-APR-2007 00:28:04	Twilight_stray	44.000	106	9Bet Crv	2.6480	5600.0	88	26781	No
9	GOM_NL__2PRFIN20070415_002954_000000422057_00174_26781_9970.N1	15-APR-2007 00:29:54	Bright	41.500	100	4Gam Crv	2.5800	13100.	83	26781	No
10	GOM_NL__2PRFIN20070415_003423_000000392057_00174_26781_9971.N1	15-APR-2007 00:34:23	Bright	38.500	121	29Gam Vir	2.7400	7200.0	77	26781	No
11	GOM_NL__2PRFIN20070415_003812_000000402057_00174_26781_9972.N1	15-APR-2007 00:38:12	Bright	39.500	138	47Eps Vir	2.8280	4700.0	79	26781	No
12	GOM_NL__2PRFIN20070415_004621_000000382057_00174_26781_9973.N1	15-APR-2007 00:46:21	Bright	38.000	152	12Alp2CVn	2.8900	11000.	76	26781	No
13	GOM_NL__2PRFIN20070415_005008_000000362057_00174_26781_9974.N1	15-APR-2007 00:50:08	Bright	35.500	87	64Gam UMa	2.4330	11000.	71	26781	No
14	GOM_NL__2PRFIN20070415_005227_000000352057_00174_26781_9975.N1	15-APR-2007 00:52:27	Bright	35.000	36	50Alp UMa	1.8000	6300.0	70	26781	No
15	GOM_NL__2PRFIN20070415_005745_000000372057_00174_26781_9976.N1	15-APR-2007 00:57:45	Bright	36.500	60	7Bet UMi	2.0810	3950.0	73	26781	No
16	GOM_NL__2PRFIN20070415_010030_000000332057_00174_26781_9977.N1	15-APR-2007 01:00:30	Bright	33.000	49	1Alp UMi	1.9900	6300.0	66	26781	No
17	GOM_NL__2PRFIN20070415_010749_000000432057_00174_26781_9978.N1	15-APR-2007 01:07:49	Bright	42.500	89	5Alp Cep	2.4510	8000.0	85	26781	No
18	GOM_NL__2PRFIN20070415_011740_000000372057_00174_26781_9979.N1	15-APR-2007 01:17:40	Bright	36.500	164	44Eta Peg	2.9480	5400.0	73	26781	No
19	GOM_NL__2PRFIN20070415_012709_000000442057_00174_26781_9980.N1	15-APR-2007 01:27:09	Dark	44.000	162	34Alp Aqr	2.9440	5350.0	88	26781	No
20	GOM_NL__2PRFIN20070415_012943_000000352057_00174_26781_9981.N1	15-APR-2007 01:29:43	Dark	35.000	154	22Bet Aqr	2.8990	5700.0	70	26781	No
21	GOM_NL__2PRFIN20070415_014427_000000392057_00175_26782_9978.N1	15-APR-2007 01:44:27	Dark	39.000	45	Alp Pav	1.9400	26000.	78	26782	No
22	GOM_NL__2PRFIN20070415_015151_000000422057_00175_26782_9979.N1	15-APR-2007 01:51:51	Dark	41.500	43	Alp TrA	1.9100	4250.0	83	26782	No
23	GOM_NL__2PRFIN20070415_015355_000000382057_00175_26782_9980.N1	15-APR-2007 01:53:55	Dark	38.000	134	Bet TrA	2.8100	6600.0	76	26782	No
24	GOM_NL__2PRFIN20070415_015621_000000512057_00175_26782_9981.N1	15-APR-2007 01:56:21	Straylight	50.500	4	Alp1Cen	-0.010000	5800.0	101	26782	No
25	GOM_NL__2PRFIN20070415_015930_000000422057_00175_26782_9982.N1	15-APR-2007 01:59:30	Straylight	41.500	78	Alp Lup	2.3040	28000.	83	26782	No
26	GOM_NL__2PRFIN20070415_020105_000000442057_00175_26782_9983.N1	15-APR-2007 02:01:05	Straylight	43.500	81	Eta Cen	2.3560	28000.	87	26782	No
27	GOM_NL__2PRFIN20070415_020329_000000472057_00175_26782_9984.N1	15-APR-2007 02:03:29	Straylight	46.500	54	5The Cen	2.0550	4500.0	93	26782	No
28	GOM_NL__2PRFIN20070415_020840_000000422057_00175_26782_9985.N1	15-APR-2007 02:08:40	Twilight_stray	42.000	106	9Bet Crv	2.6480	5600.0	84	26782	No
29	GOM_NL__2PRFIN20070415_021030_000000452057_00175_26782_9986.N1	15-APR-2007 02:10:30	Bright	45.000	100	4Gam Crv	2.5800	13100.	90	26782	No
30	GOM_NL__2PRFIN20070415_021458_000000392057_00175_26782_9987.N1	15-APR-2007 02:14:58	Bright	38.500	121	29Gam Vir	2.7400	7200.0	77	26782	No
31	GOM_NL__2PRFIN20070415_021848_000000402057_00175_26782_9988.N1	15-APR-2007 02:18:48	Bright	39.500	138	47Eps Vir	2.8280	4700.0	79	26782	No
32	GOM_NL__2PRFIN20070415_022657_000000372057_00175_26782_9989.N1	15-APR-2007 02:26:57	Bright	37.000	152	12Alp2CVn	2.8900	11000.	74	26782	No
33	GOM_NL__2PRFIN20070415_023044_000000362057_00175_26782_9990.N1	15-APR-2007 02:30:44	Bright	35.500	87	64Gam UMa	2.4330	11000.	71	26782	No
34	GOM_NL__2PRFIN20070415_023303_000000352057_00175_26782_9991.N1	15-APR-2007 02:33:03	Bright	34.500	36	50Alp UMa	1.8000	6300.0	69	26782	No
35	GOM_NL__2PRFIN20070415_023821_000000392057_00175_26782_9992.N1	15-APR-2007 02:38:21	Bright	39.000	60	7Bet UMi	2.0810	3950.0	78	26782	No
36	GOM_NL__2PRFIN20070415_024106_000000352057_00175_26782_9993.N1	15-APR-2007 02:41:06	Bright	35.000	49	1Alp UMi	1.9900	6300.0	70	26782	No
37	GOM_NL__2PRFIN20070415_024825_000000382057_00175_26782_9994.N1	15-APR-2007 02:48:25	Bright	37.500	89	5Alp Cep	2.4510	8000.0	75	26782	No
38	GOM_NL__2PRFIN20070415_025816_000000392057_00175_26782_9995.N1	15-APR-2007 02:58:16	Bright	38.500	164	44Eta Peg	2.9480	5400.0	77	26782	No
39	GOM_NL__2PRFIN20070415_030745_000000452057_00175_26782_9996.N1	15-APR-2007 03:07:45	Dark	45.000	162	34Alp Aqr	2.9440	5350.0	90	26782	No
40	GOM_NL__2PRFIN20070415_031244_000000422057_00175_26782_9997.N1	15-APR-2007 03:12:44	Dark	42.000	142	49Del Cap	2.8500	8900.0	84	26782	No
41	GOM_NL__2PRFIN20070415_031803_000000372057_00175_26782_9998.N1	15-APR-2007 03:18:03	Dark	36.500	172	Gam Gru	3.0030	13100.	73	26782	No
42	GOM_NL__2PRFIN20070415_032504_000000382057_00176_26783_9989.N1	15-APR-2007 03:25:04	Dark	38.000	45	Alp Pav	1.9400	26000.	76	26783	No

43	GOM_NL__2PRFIN20070415_033227_000000412057_00176_26783_9990.N1	15-APR-2007 03:32:27	Dark	41.000	43	Alp TrA	1.9100	4250.0	82	26783	No
44	GOM_NL__2PRFIN20070415_033432_000000392057_00176_26783_9991.N1	15-APR-2007 03:34:32	Dark	39.000	134	Bet TrA	2.8100	6600.0	78	26783	No
45	GOM_NL__2PRFIN20070415_033657_000000442057_00176_26783_9992.N1	15-APR-2007 03:36:57	Straylight	43.500	4	Alp1Cen	-0.010000	5800.0	87	26783	No
46	GOM_NL__2PRFIN20070415_034006_000000432057_00176_26783_9993.N1	15-APR-2007 03:40:06	Straylight	43.000	78	Alp Lup	2.3040	28000.	86	26783	No
47	GOM_NL__2PRFIN20070415_034142_000000452057_00176_26783_9994.N1	15-APR-2007 03:41:42	Straylight	45.000	81	Eta Cen	2.3560	28000.	90	26783	No
48	GOM_NL__2PRFIN20070415_034405_000000492057_00176_26783_9995.N1	15-APR-2007 03:44:05	Straylight	49.000	54	5The Cen	2.0550	4500.0	98	26783	No
49	GOM_NL__2PRFIN20070415_034916_000000422057_00176_26783_9996.N1	15-APR-2007 03:49:16	Tw_i_and_stray	42.000	106	9Bet Crv	2.6480	5600.0	84	26783	No
50	GOM_NL__2PRFIN20070415_035106_000000462057_00176_26783_9997.N1	15-APR-2007 03:51:06	Bright	46.000	100	4Gam Crv	2.5800	13100.	92	26783	No
51	GOM_NL__2PRFIN20070415_035534_000000392057_00176_26783_9998.N1	15-APR-2007 03:55:34	Bright	39.000	121	29Gam Vir	2.7400	7200.0	78	26783	No
52	GOM_NL__2PRFIN20070415_035924_000000402057_00176_26783_9999.N1	15-APR-2007 03:59:24	Bright	39.500	138	47Eps Vir	2.8280	4700.0	79	26783	No
53	GOM_NL__2PRFIN20070415_040733_000000372057_00176_26783_0000.N1	15-APR-2007 04:07:33	Bright	36.500	152	12Alp2CVn	2.8900	11000.	73	26783	No
54	GOM_NL__2PRFIN20070415_041120_000000352057_00176_26783_0001.N1	15-APR-2007 04:11:20	Bright	35.000	87	64Gam UMa	2.4330	11000.	70	26783	No
55	GOM_NL__2PRFIN20070415_041339_000000372057_00176_26783_0002.N1	15-APR-2007 04:13:39	Bright	36.500	36	50Alp UMa	1.8000	6300.0	73	26783	No
56	GOM_NL__2PRFIN20070415_041856_000000402057_00176_26783_0003.N1	15-APR-2007 04:18:56	Bright	39.500	60	7Bet UMi	2.0810	3950.0	79	26783	No
57	GOM_NL__2PRFIN20070415_042142_000000352057_00176_26783_0004.N1	15-APR-2007 04:21:42	Bright	35.000	49	1Alp UMi	1.9900	6300.0	70	26783	No
58	GOM_NL__2PRFIN20070415_042901_000000392057_00176_26783_0005.N1	15-APR-2007 04:29:01	Bright	38.500	89	5Alp Cep	2.4510	8000.0	77	26783	No
59	GOM_NL__2PRFIN20070415_043853_000000352057_00176_26783_0006.N1	15-APR-2007 04:38:53	Bright	35.000	164	44Eta Peg	2.9480	5400.0	70	26783	No
60	GOM_NL__2PRFIN20070415_044822_000000472057_00176_26783_0007.N1	15-APR-2007 04:48:22	Dark	46.500	162	34Alp Aqr	2.9440	5350.0	93	26783	No
61	GOM_NL__2PRFIN20070415_045321_000000442057_00176_26783_0008.N1	15-APR-2007 04:53:21	Dark	43.500	142	49Del Cap	2.8500	8900.0	87	26783	No
62	GOM_NL__2PRFIN20070415_045840_000000392057_00176_26783_0009.N1	15-APR-2007 04:58:40	Dark	38.500	172	Gam Gru	3.0030	13100.	77	26783	No
63	GOM_NL__2PRFIN20070415_050540_000000402057_00177_26784_0014.N1	15-APR-2007 05:05:40	Dark	40.000	45	Alp Pav	1.9400	26000.	80	26784	No
64	GOM_NL__2PRFIN20070415_051304_000000392057_00177_26784_0015.N1	15-APR-2007 05:13:04	Dark	39.000	43	Alp TrA	1.9100	4250.0	78	26784	No
65	GOM_NL__2PRFIN20070415_051508_000000392057_00177_26784_0016.N1	15-APR-2007 05:15:08	Dark	38.500	134	Bet TrA	2.8100	6600.0	77	26784	No
66	GOM_NL__2PRFIN20070415_051733_000000442057_00177_26784_0017.N1	15-APR-2007 05:17:33	Straylight	44.000	4	Alp1Cen	-0.010000	5800.0	88	26784	No
67	GOM_NL__2PRFIN20070415_052043_000000422057_00177_26784_0018.N1	15-APR-2007 05:20:43	Straylight	41.500	78	Alp Lup	2.3040	28000.	83	26784	No
68	GOM_NL__2PRFIN20070415_052218_000000462057_00177_26784_0019.N1	15-APR-2007 05:22:18	Straylight	46.000	81	Eta Cen	2.3560	28000.	92	26784	No
69	GOM_NL__2PRFIN20070415_052442_000000452057_00177_26784_0020.N1	15-APR-2007 05:24:42	Straylight	45.000	54	5The Cen	2.0550	4500.0	90	26784	No
70	GOM_NL__2PRFIN20070415_052952_000000412057_00177_26784_0021.N1	15-APR-2007 05:29:52	Tw_i_and_stray	41.000	106	9Bet Crv	2.6480	5600.0	82	26784	No
71	GOM_NL__2PRFIN20070415_053142_000000442057_00177_26784_0022.N1	15-APR-2007 05:31:42	Bright	44.000	100	4Gam Crv	2.5800	13100.	88	26784	No
72	GOM_NL__2PRFIN20070415_053611_000000372057_00177_26784_0023.N1	15-APR-2007 05:36:11	Bright	37.000	121	29Gam Vir	2.7400	7200.0	74	26784	No
73	GOM_NL__2PRFIN20070415_054000_000000402057_00177_26784_0024.N1	15-APR-2007 05:40:00	Bright	40.000	138	47Eps Vir	2.8280	4700.0	80	26784	No
74	GOM_NL__2PRFIN20070415_054809_000000372057_00177_26784_0025.N1	15-APR-2007 05:48:09	Bright	37.000	152	12Alp2CVn	2.8900	11000.	74	26784	No
75	GOM_NL__2PRFIN20070415_055156_000000362057_00177_26784_0026.N1	15-APR-2007 05:51:56	Bright	35.500	87	64Gam UMa	2.4330	11000.	71	26784	No
76	GOM_NL__2PRFIN20070415_055323_000000272057_00177_26784_0027.N1	15-APR-2007 05:53:23	Tw_i_and_stray	27.000	55	79Zet UMa	2.0600	10200.	54	26784	No
77	GOM_NL__2PRFIN20070415_055932_000000402057_00177_26784_0028.N1	15-APR-2007 05:59:32	Bright	39.500	60	7Bet UMi	2.0810	3950.0	79	26784	No
78	GOM_NL__2PRFIN20070415_060218_000000362057_00177_26784_0029.N1	15-APR-2007 06:02:18	Bright	35.500	49	1Alp UMi	1.9900	6300.0	71	26784	No
79	GOM_NL__2PRFIN20070415_060937_000000382057_00177_26784_0030.N1	15-APR-2007 06:09:37	Bright	38.000	89	5Alp Cep	2.4510	8000.0	76	26784	No
80	GOM_NL__2PRFIN20070415_061929_000000352057_00177_26784_0031.N1	15-APR-2007 06:19:29	Bright	34.500	164	44Eta Peg	2.9480	5400.0	69	26784	No
81	GOM_NL__2PRFIN20070415_062858_000000432057_00177_26784_0032.N1	15-APR-2007 06:28:58	Dark	43.000	162	34Alp Aqr	2.9440	5350.0	86	26784	No
82	GOM_NL__2PRFIN20070415_063357_000000452057_00177_26784_0033.N1	15-APR-2007 06:33:57	Dark	44.500	142	49Del Cap	2.8500	8900.0	89	26784	No
83	GOM_NL__2PRFIN20070415_063916_000000392057_00177_26784_0034.N1	15-APR-2007 06:39:16	Dark	38.500	172	Gam Gru	3.0030	13100.	77	26784	No
84	GOM_NL__2PRFIN20070415_064617_000000392057_00178_26785_0026.N1	15-APR-2007 06:46:17	Dark	38.500	45	Alp Pav	1.9400	26000.	77	26785	No
85	GOM_NL__2PRFIN20070415_065340_000000432057_00178_26785_0027.N1	15-APR-2007 06:53:40	Dark	43.000	43	Alp TrA	1.9100	4250.0	86	26785	No
86	GOM_NL__2PRFIN20070415_065545_000000392057_00178_26785_0028.N1	15-APR-2007 06:55:45	Dark	39.000	134	Bet TrA	2.8100	6600.0	78	26785	No
87	GOM_NL__2PRFIN20070415_065810_000000492057_00178_26785_0029.N1	15-APR-2007 06:58:10	Straylight	49.000	4	Alp1Cen	-0.010000	5800.0	98	26785	No
88	GOM_NL__2PRFIN20070415_070119_000000442057_00178_26785_0030.N1	15-APR-2007 07:01:19	Straylight	43.500	78	Alp Lup	2.3040	28000.	87	26785	No
89	GOM_NL__2PRFIN20070415_070255_000000442057_00178_26785_0031.N1	15-APR-2007 07:02:55	Straylight	44.000	81	Eta Cen	2.3560	28000.	88	26785	No
90	GOM_NL__2PRFIN20070415_070518_000000472057_00178_26785_0032.N1	15-APR-2007 07:05:18	Straylight	46.500	54	5The Cen	2.0550	4500.0	93	26785	No
91	GOM_NL__2PRFIN20070415_071028_000000422057_00178_26785_0033.N1	15-APR-2007 07:10:28	Tw_i_and_stray	42.000	106	9Bet Crv	2.6480	5600.0	84	26785	No
92	GOM_NL__2PRFIN20070415_071218_000000402057_00178_26785_0034.N1	15-APR-2007 07:12:18	Bright	40.000	100	4Gam Crv	2.5800	13100.	80	26785	No
93	GOM_NL__2PRFIN20070415_071646_000000382057_00178_26785_0035.N1	15-APR-2007 07:16:46	Bright	38.000	121	29Gam Vir	2.7400	7200.0	76	26785	No
94	GOM_NL__2PRFIN20070415_072036_000000402057_00178_26785_0036.N1	15-APR-2007 07:20:36	Bright	39.500	138	47Eps Vir	2.8280	4700.0	79	26785	No
95	GOM_NL__2PRFIN20070415_072844_000000382057_00178_26785_0037.N1	15-APR-2007 07:28:44	Bright	37.500	152	12Alp2CVn	2.8900	11000.	75	26785	No
96	GOM_NL__2PRFIN20070415_073232_000000352057_00178_26785_0038.N1	15-APR-2007 07:32:32	Bright	35.000	87	64Gam UMa	2.4330	11000.	70	26785	No
97	GOM_NL__2PRFIN20070415_073359_000000272057_00178_26785_0039.N1	15-APR-2007 07:33:59	Tw_i_and_stray	27.000	55	79Zet UMa	2.0600	10200.	54	26785	No
98	GOM_NL__2PRFIN20070415_074008_000000392057_00178_26785_0040.N1	15-APR-2007 07:40:08	Bright	39.000	60	7Bet UMi	2.0810	3950.0	78	26785	No
99	GOM_NL__2PRFIN20070415_074254_000000332057_00178_26785_0041.N1	15-APR-2007 07:42:54	Bright	33.000	49	1Alp UMi	1.9900	6300.0	66	26785	No
100	GOM_NL__2PRFIN20070415_075012_000000462057_00178_26785_0042.N1	15-APR-2007 07:50:12	Bright	46.000	89	5Alp Cep	2.4510	8000.0	92	26785	No
101	GOM_NL__2PRFIN20070415_080005_000000402057_00178_26785_0043.N1	15-APR-2007 08:00:05	Bright	40.000	164	44Eta Peg	2.9480	5400.0	80	26785	No

102	GOM_NL__2PRFIN20070415_080935_000000442057_00178_26785_0044.N1	15-APR-2007 08:09:35	Dark	43.500	162	34Alp Aqr	2.9440	5350.0	87	26785	No
103	GOM_NL__2PRFIN20070415_081434_000000422057_00178_26785_0045.N1	15-APR-2007 08:14:34	Dark	41.500	142	49Del Cap	2.8500	8900.0	83	26785	No
104	GOM_NL__2PRFIN20070415_081953_000000392057_00178_26785_0046.N1	15-APR-2007 08:19:53	Dark	39.000	172	Gam Gru	3.0030	13100.	78	26785	No
105	GOM_NL__2PRFIN20070415_082653_000000412057_00179_26786_0042.N1	15-APR-2007 08:26:53	Dark	40.500	45	Alp Pav	1.9400	26000.	81	26786	No
106	GOM_NL__2PRFIN20070415_083416_000000392057_00179_26786_0043.N1	15-APR-2007 08:34:16	Dark	39.000	43	Alp TrA	1.9100	4250.0	78	26786	No
107	GOM_NL__2PRFIN20070415_083621_000000392057_00179_26786_0044.N1	15-APR-2007 08:36:21	Dark	39.000	134	Bet TrA	2.8100	6600.0	78	26786	No
108	GOM_NL__2PRFIN20070415_083846_000000542057_00179_26786_0045.N1	15-APR-2007 08:38:46	Straylight	54.000	4	Alp1Cen	-0.010000	5800.0	108	26786	No
109	GOM_NL__2PRFIN20070415_084155_000000412057_00179_26786_0046.N1	15-APR-2007 08:41:55	Straylight	41.000	78	Alp Lup	2.3040	28000.	82	26786	No
110	GOM_NL__2PRFIN20070415_084331_000000452057_00179_26786_0047.N1	15-APR-2007 08:43:31	Straylight	44.500	81	Eta Cen	2.3560	28000.	89	26786	No
111	GOM_NL__2PRFIN20070415_084554_000000462057_00179_26786_0048.N1	15-APR-2007 08:45:54	Straylight	45.500	54	5The Cen	2.0550	4500.0	91	26786	No
112	GOM_NL__2PRFIN20070415_085105_000000432057_00179_26786_0049.N1	15-APR-2007 08:51:05	Tw_i_and_stray	42.500	106	9Bet Crv	2.6480	5600.0	85	26786	No
113	GOM_NL__2PRFIN20070415_085254_000000442057_00179_26786_0050.N1	15-APR-2007 08:52:54	Bright	43.500	100	4Gam Crv	2.5800	13100.	87	26786	No
114	GOM_NL__2PRFIN20070415_085419_000000262057_00179_26786_0051.N1	15-APR-2007 08:54:19	Tw_i_and_stray	25.500	15	67Alp Vir	0.97600	28000.	51	26786	No
115	GOM_NL__2PRFIN20070415_085722_000000392057_00179_26786_0052.N1	15-APR-2007 08:57:22	Bright	38.500	121	29Gam Vir	2.7400	7200.0	77	26786	No
116	GOM_NL__2PRFIN20070415_090111_000000402057_00179_26786_0053.N1	15-APR-2007 09:01:11	Bright	40.000	138	47Eps Vir	2.8280	4700.0	80	26786	No
117	GOM_NL__2PRFIN20070415_090920_000000392057_00179_26786_0054.N1	15-APR-2007 09:09:20	Bright	38.500	152	12Alp2CVn	2.8900	11000.	77	26786	No
118	GOM_NL__2PRFIN20070415_091308_000000422057_00179_26786_0055.N1	15-APR-2007 09:13:08	Bright	41.500	87	64Gam UMa	2.4330	11000.	83	26786	No
119	GOM_NL__2PRFIN20070415_091434_000000332057_00179_26786_0056.N1	15-APR-2007 09:14:34	Bright	33.000	55	79Zet UMa	2.0600	10200.	66	26786	No
120	GOM_NL__2PRFIN20070415_092043_000000402057_00179_26786_0057.N1	15-APR-2007 09:20:43	Bright	39.500	60	7Bet UMi	2.0810	3950.0	79	26786	No
121	GOM_NL__2PRFIN20070415_092330_000000362057_00179_26786_0058.N1	15-APR-2007 09:23:30	Bright	36.000	49	1Alp UMi	1.9900	6300.0	72	26786	No
122	GOM_NL__2PRFIN20070415_093048_000000382057_00179_26786_0059.N1	15-APR-2007 09:30:48	Bright	38.000	89	5Alp Cep	2.4510	8000.0	76	26786	No
123	GOM_NL__2PRFIN20070415_094041_000000372057_00179_26786_0060.N1	15-APR-2007 09:40:41	Bright	36.500	164	44Eta Peg	2.9480	5400.0	73	26786	No
124	GOM_NL__2PRFIN20070415_095011_000000432057_00179_26786_0061.N1	15-APR-2007 09:50:11	Dark	42.500	162	34Alp Aqr	2.9440	5350.0	85	26786	No
125	GOM_NL__2PRFIN20070415_095510_000000442057_00179_26786_0062.N1	15-APR-2007 09:55:10	Dark	44.000	142	49Del Cap	2.8500	8900.0	88	26786	No
126	GOM_NL__2PRFIN20070415_100029_000000382057_00179_26786_0063.N1	15-APR-2007 10:00:29	Dark	38.000	172	Gam Gru	3.0030	13100.	76	26786	No
127	GOM_NL__2PRFIN20070415_100730_000000392057_00180_26787_0058.N1	15-APR-2007 10:07:30	Dark	39.000	45	Alp Pav	1.9400	26000.	78	26787	No
128	GOM_NL__2PRFIN20070415_101453_000000392057_00180_26787_0059.N1	15-APR-2007 10:14:53	Dark	38.500	43	Alp TrA	1.9100	4250.0	77	26787	No
129	GOM_NL__2PRFIN20070415_101658_000000382057_00180_26787_0060.N1	15-APR-2007 10:16:58	Dark	37.500	134	Bet TrA	2.8100	6600.0	75	26787	No
130	GOM_NL__2PRFIN20070415_101922_000000452057_00180_26787_0061.N1	15-APR-2007 10:19:22	Straylight	44.500	4	Alp1Cen	-0.010000	5800.0	89	26787	No
131	GOM_NL__2PRFIN20070415_102232_000000422057_00180_26787_0062.N1	15-APR-2007 10:22:32	Straylight	41.500	78	Alp Lup	2.3040	28000.	83	26787	No
132	GOM_NL__2PRFIN20070415_102408_000000442057_00180_26787_0063.N1	15-APR-2007 10:24:08	Straylight	44.000	81	Eta Cen	2.3560	28000.	88	26787	No
133	GOM_NL__2PRFIN20070415_102631_000000502057_00180_26787_0064.N1	15-APR-2007 10:26:31	Straylight	50.000	54	5The Cen	2.0550	4500.0	100	26787	No
134	GOM_NL__2PRFIN20070415_103141_000000422057_00180_26787_0065.N1	15-APR-2007 10:31:41	Tw_i_and_stray	42.000	106	9Bet Crv	2.6480	5600.0	84	26787	No
135	GOM_NL__2PRFIN20070415_103331_000000502057_00180_26787_0066.N1	15-APR-2007 10:33:31	Bright	49.500	100	4Gam Crv	2.5800	13100.	99	26787	No
136	GOM_NL__2PRFIN20070415_103455_000000262057_00180_26787_0067.N1	15-APR-2007 10:34:55	Tw_i_and_stray	26.000	15	67Alp Vir	0.97600	28000.	52	26787	No
137	GOM_NL__2PRFIN20070415_103758_000000382057_00180_26787_0068.N1	15-APR-2007 10:37:58	Bright	37.500	121	29Gam Vir	2.7400	7200.0	75	26787	No
138	GOM_NL__2PRFIN20070415_104147_000000402057_00180_26787_0069.N1	15-APR-2007 10:41:47	Bright	39.500	138	47Eps Vir	2.8280	4700.0	79	26787	No
139	GOM_NL__2PRFIN20070415_104956_000000392057_00180_26787_0070.N1	15-APR-2007 10:49:56	Bright	38.500	152	12Alp2CVn	2.8900	11000.	77	26787	No
140	GOM_NL__2PRFIN20070415_105344_000000362057_00180_26787_0071.N1	15-APR-2007 10:53:44	Bright	35.500	87	64Gam UMa	2.4330	11000.	71	26787	No
141	GOM_NL__2PRFIN20070415_105510_000000332057_00180_26787_0072.N1	15-APR-2007 10:55:10	Bright	33.000	55	79Zet UMa	2.0600	10200.	66	26787	No
142	GOM_NL__2PRFIN20070415_110119_000000402057_00180_26787_0073.N1	15-APR-2007 11:01:19	Bright	39.500	60	7Bet UMi	2.0810	3950.0	79	26787	No
143	GOM_NL__2PRFIN20070415_110406_000000352057_00180_26787_0074.N1	15-APR-2007 11:04:06	Bright	35.000	49	1Alp UMi	1.9900	6300.0	70	26787	No
144	GOM_NL__2PRFIN20070415_111124_000000372057_00180_26787_0075.N1	15-APR-2007 11:11:24	Bright	36.500	89	5Alp Cep	2.4510	8000.0	73	26787	No
145	GOM_NL__2PRFIN20070415_112117_000000372057_00180_26787_0076.N1	15-APR-2007 11:21:17	Bright	37.000	164	44Eta Peg	2.9480	5400.0	74	26787	No
146	GOM_NL__2PRFIN20070415_113047_000000442057_00180_26787_0077.N1	15-APR-2007 11:30:47	Dark	43.500	162	34Alp Aqr	2.9440	5350.0	87	26787	No
147	GOM_NL__2PRFIN20070415_113547_000000432057_00180_26787_0078.N1	15-APR-2007 11:35:47	Dark	42.500	142	49Del Cap	2.8500	8900.0	85	26787	No
148	GOM_NL__2PRFIN20070415_114105_000000392057_00180_26787_0079.N1	15-APR-2007 11:41:05	Dark	39.000	172	Gam Gru	3.0030	13100.	78	26787	No
149	GOM_NL__2PRFIN20070415_114806_000000402057_00181_26788_0066.N1	15-APR-2007 11:48:06	Dark	40.000	45	Alp Pav	1.9400	26000.	80	26788	No
150	GOM_NL__2PRFIN20070415_115529_000000392057_00181_26788_0067.N1	15-APR-2007 11:55:29	Dark	39.000	43	Alp TrA	1.9100	4250.0	78	26788	No
151	GOM_NL__2PRFIN20070415_115734_000000382057_00181_26788_0068.N1	15-APR-2007 11:57:34	Dark	37.500	134	Bet TrA	2.8100	6600.0	75	26788	No
152	GOM_NL__2PRFIN20070415_115959_000000422057_00181_26788_0069.N1	15-APR-2007 11:59:59	Straylight	42.000	4	Alp1Cen	-0.010000	5800.0	84	26788	No
153	GOM_NL__2PRFIN20070415_120308_000000422057_00181_26788_0070.N1	15-APR-2007 12:03:08	Straylight	41.500	78	Alp Lup	2.3040	28000.	83	26788	No
154	GOM_NL__2PRFIN20070415_120444_000000442057_00181_26788_0071.N1	15-APR-2007 12:04:44	Straylight	44.000	81	Eta Cen	2.3560	28000.	88	26788	No
155	GOM_NL__2PRFIN20070415_120707_000000472057_00181_26788_0072.N1	15-APR-2007 12:07:07	Straylight	47.000	54	5The Cen	2.0550	4500.0	94	26788	No
156	GOM_NL__2PRFIN20070415_121217_000000432057_00181_26788_0073.N1	15-APR-2007 12:12:17	Tw_i_and_stray	42.500	106	9Bet Crv	2.6480	5600.0	85	26788	No
157	GOM_NL__2PRFIN20070415_121406_000000452057_00181_26788_0074.N1	15-APR-2007 12:14:06	Bright	45.000	100	4Gam Crv	2.5800	13100.	90	26788	No
158	GOM_NL__2PRFIN20070415_121531_000000342057_00181_26788_0075.N1	15-APR-2007 12:15:31	Bright	34.000	15	67Alp Vir	0.97600	28000.	68	26788	No
159	GOM_NL__2PRFIN20070415_121834_000000372057_00181_26788_0076.N1	15-APR-2007 12:18:34	Bright	37.000	121	29Gam Vir	2.7400	7200.0	74	26788	No
160	GOM_NL__2PRFIN20070415_122223_000000392057_00181_26788_0077.N1	15-APR-2007 12:22:23	Bright	39.000	138	47Eps Vir	2.8280	4700.0	78	26788	No

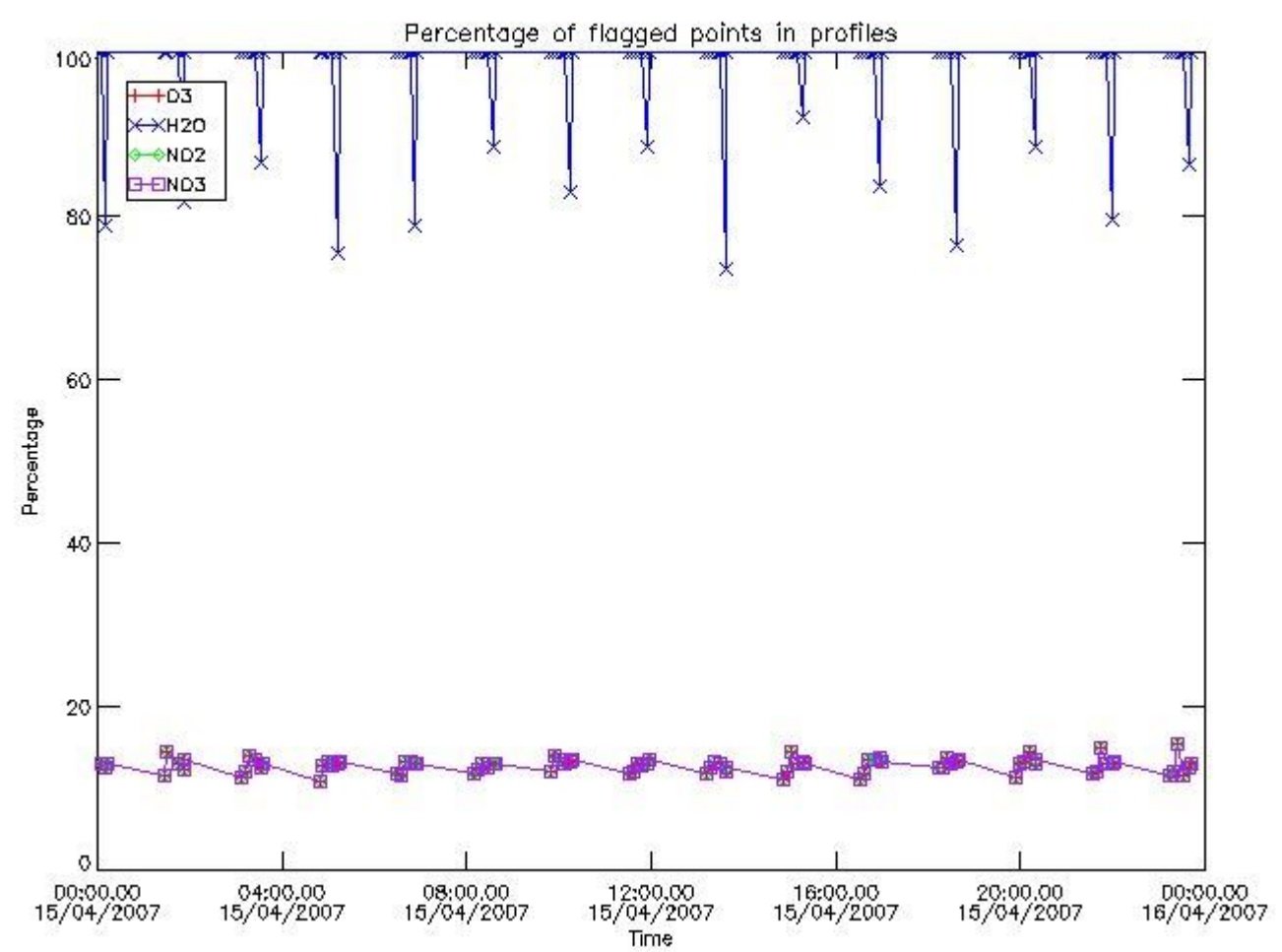
161	GOM_NL__2PRFIN20070415_123031_000000372057_00181_26788_0078.N1	15-APR-2007 12:30:31	Bright	36.500	152	12Alp2CVn	2.8900	11000.	73	26788	No
162	GOM_NL__2PRFIN20070415_123420_000000352057_00181_26788_0079.N1	15-APR-2007 12:34:20	Bright	35.000	87	64Gam UMa	2.4330	11000.	70	26788	No
163	GOM_NL__2PRFIN20070415_123545_000000402057_00181_26788_0080.N1	15-APR-2007 12:35:45	Bright	39.500	55	79Zet UMa	2.0600	10200.	79	26788	No
164	GOM_NL__2PRFIN20070415_124155_000000382057_00181_26788_0081.N1	15-APR-2007 12:41:55	Bright	38.000	60	7Bet UMi	2.0810	3950.0	76	26788	No
165	GOM_NL__2PRFIN20070415_124442_000000352057_00181_26788_0082.N1	15-APR-2007 12:44:42	Bright	35.000	49	1Alp UMi	1.9900	6300.0	70	26788	No
166	GOM_NL__2PRFIN20070415_125200_000000492057_00181_26788_0083.N1	15-APR-2007 12:52:00	Bright	49.000	89	5Alp Cep	2.4510	8000.0	98	26788	No
167	GOM_NL__2PRFIN20070415_130153_000000372057_00181_26788_0084.N1	15-APR-2007 13:01:53	Bright	36.500	164	44Eta Peg	2.9480	5400.0	73	26788	No
168	GOM_NL__2PRFIN20070415_131124_000000432057_00181_26788_0085.N1	15-APR-2007 13:11:24	Dark	43.000	162	34Alp Aqr	2.9440	5350.0	86	26788	No
169	GOM_NL__2PRFIN20070415_131623_000000412057_00181_26788_0086.N1	15-APR-2007 13:16:23	Dark	40.500	142	49Del Cap	2.8500	8900.0	81	26788	No
170	GOM_NL__2PRFIN20070415_132142_000000392057_00181_26788_0087.N1	15-APR-2007 13:21:42	Dark	38.500	172	Gam Gru	3.0030	13100.	77	26788	No
171	GOM_NL__2PRFIN20070415_132843_000000392057_00182_26789_0090.N1	15-APR-2007 13:28:43	Dark	39.000	45	Alp Pav	1.9400	26000.	78	26789	No
172	GOM_NL__2PRFIN20070415_133605_000000422057_00182_26789_0091.N1	15-APR-2007 13:36:05	Dark	42.000	43	Alp TrA	1.9100	4250.0	84	26789	No
173	GOM_NL__2PRFIN20070415_133810_000000412057_00182_26789_0092.N1	15-APR-2007 13:38:10	Dark	40.500	134	Bet TrA	2.8100	6600.0	81	26789	No
174	GOM_NL__2PRFIN20070415_134035_000000412057_00182_26789_0093.N1	15-APR-2007 13:40:35	Straylight	41.000	4	Alp1Cen	-0.010000	5800.0	82	26789	No
175	GOM_NL__2PRFIN20070415_134344_000000442057_00182_26789_0094.N1	15-APR-2007 13:43:44	Straylight	43.500	78	Alp Lup	2.3040	28000.	87	26789	No
176	GOM_NL__2PRFIN20070415_134520_000000432057_00182_26789_0095.N1	15-APR-2007 13:45:20	Straylight	42.500	81	Eta Cen	2.3560	28000.	85	26789	No
177	GOM_NL__2PRFIN20070415_134743_000000482057_00182_26789_0096.N1	15-APR-2007 13:47:43	Straylight	48.000	54	5The Cen	2.0550	4500.0	96	26789	No
178	GOM_NL__2PRFIN20070415_135253_000000442057_00182_26789_0097.N1	15-APR-2007 13:52:53	Tw_i_and_stray	43.500	106	9Bet Crv	2.6480	5600.0	87	26789	No
179	GOM_NL__2PRFIN20070415_135443_000000422057_00182_26789_0098.N1	15-APR-2007 13:54:43	Bright	42.000	100	4Gam Crv	2.5800	13100.	84	26789	No
180	GOM_NL__2PRFIN20070415_135607_000000342057_00182_26789_0099.N1	15-APR-2007 13:56:07	Bright	34.000	15	67Alp Vir	0.97600	28000.	68	26789	No
181	GOM_NL__2PRFIN20070415_135910_000000372057_00182_26789_0100.N1	15-APR-2007 13:59:10	Bright	37.000	121	29Gam Vir	2.7400	7200.0	74	26789	No
182	GOM_NL__2PRFIN20070415_140259_000000392057_00182_26789_0101.N1	15-APR-2007 14:02:59	Bright	39.000	138	47Eps Vir	2.8280	4700.0	78	26789	No
183	GOM_NL__2PRFIN20070415_141107_000000382057_00182_26789_0102.N1	15-APR-2007 14:11:07	Bright	37.500	152	12Alp2CVn	2.8900	11000.	75	26789	No
184	GOM_NL__2PRFIN20070415_141456_000000352057_00182_26789_0103.N1	15-APR-2007 14:14:56	Bright	34.500	87	64Gam UMa	2.4330	11000.	69	26789	No
185	GOM_NL__2PRFIN20070415_141621_000000392057_00182_26789_0104.N1	15-APR-2007 14:16:21	Bright	39.000	55	79Zet UMa	2.0600	10200.	78	26789	No
186	GOM_NL__2PRFIN20070415_142230_000000382057_00182_26789_0105.N1	15-APR-2007 14:22:30	Bright	37.500	60	7Bet UMi	2.0810	3950.0	75	26789	No
187	GOM_NL__2PRFIN20070415_142518_000000352057_00182_26789_0106.N1	15-APR-2007 14:25:18	Bright	34.500	49	1Alp UMi	1.9900	6300.0	69	26789	No
188	GOM_NL__2PRFIN20070415_143236_000000382057_00182_26789_0107.N1	15-APR-2007 14:32:36	Bright	38.000	89	5Alp Cep	2.4510	8000.0	76	26789	No
189	GOM_NL__2PRFIN20070415_144229_000000372057_00182_26789_0108.N1	15-APR-2007 14:42:29	Bright	37.000	164	44Eta Peg	2.9480	5400.0	74	26789	No
190	GOM_NL__2PRFIN20070415_145200_000000462057_00182_26789_0109.N1	15-APR-2007 14:52:00	Dark	46.000	162	34Alp Aqr	2.9440	5350.0	92	26789	No
191	GOM_NL__2PRFIN20070415_145700_000000422057_00182_26789_0110.N1	15-APR-2007 14:57:00	Dark	42.000	142	49Del Cap	2.8500	8900.0	84	26789	No
192	GOM_NL__2PRFIN20070415_150218_000000392057_00182_26789_0111.N1	15-APR-2007 15:02:18	Dark	39.000	172	Gam Gru	3.0030	13100.	78	26789	No
193	GOM_NL__2PRFIN20070415_150919_000000402057_00183_26790_0114.N1	15-APR-2007 15:09:19	Dark	39.500	45	Alp Pav	1.9400	26000.	79	26790	No
194	GOM_NL__2PRFIN20070415_151642_000000392057_00183_26790_0115.N1	15-APR-2007 15:16:42	Dark	38.500	43	Alp TrA	1.9100	4250.0	77	26790	No
195	GOM_NL__2PRFIN20070415_151847_000000392057_00183_26790_0116.N1	15-APR-2007 15:18:47	Dark	39.000	134	Bet TrA	2.8100	6600.0	78	26790	No
196	GOM_NL__2PRFIN20070415_152111_000000422057_00183_26790_0117.N1	15-APR-2007 15:21:11	Straylight	42.000	4	Alp1Cen	-0.010000	5800.0	84	26790	No
197	GOM_NL__2PRFIN20070415_152421_000000412057_00183_26790_0118.N1	15-APR-2007 15:24:21	Straylight	41.000	78	Alp Lup	2.3040	28000.	82	26790	No
198	GOM_NL__2PRFIN20070415_152557_000000442057_00183_26790_0119.N1	15-APR-2007 15:25:57	Straylight	43.500	81	Eta Cen	2.3560	28000.	87	26790	No
199	GOM_NL__2PRFIN20070415_152820_000000462057_00183_26790_0120.N1	15-APR-2007 15:28:20	Straylight	46.000	54	5The Cen	2.0550	4500.0	92	26790	No
200	GOM_NL__2PRFIN20070415_153329_000000432057_00183_26790_0121.N1	15-APR-2007 15:33:29	Tw_i_and_stray	42.500	106	9Bet Crv	2.6480	5600.0	85	26790	No
201	GOM_NL__2PRFIN20070415_153519_000000522057_00183_26790_0122.N1	15-APR-2007 15:35:19	Bright	52.000	100	4Gam Crv	2.5800	13100.	104	26790	No
202	GOM_NL__2PRFIN20070415_153643_000000422057_00183_26790_0123.N1	15-APR-2007 15:36:43	Bright	42.000	15	67Alp Vir	0.97600	28000.	84	26790	No
203	GOM_NL__2PRFIN20070415_153946_000000382057_00183_26790_0124.N1	15-APR-2007 15:39:46	Bright	38.000	121	29Gam Vir	2.7400	7200.0	76	26790	No
204	GOM_NL__2PRFIN20070415_154335_000000392057_00183_26790_0125.N1	15-APR-2007 15:43:35	Bright	39.000	138	47Eps Vir	2.8280	4700.0	78	26790	No
205	GOM_NL__2PRFIN20070415_155142_000000392057_00183_26790_0126.N1	15-APR-2007 15:51:42	Bright	38.500	152	12Alp2CVn	2.8900	11000.	77	26790	No
206	GOM_NL__2PRFIN20070415_155531_000000362057_00183_26790_0127.N1	15-APR-2007 15:55:31	Bright	35.500	87	64Gam UMa	2.4330	11000.	71	26790	No
207	GOM_NL__2PRFIN20070415_155657_000000392057_00183_26790_0128.N1	15-APR-2007 15:56:57	Bright	39.000	55	79Zet UMa	2.0600	10200.	78	26790	No
208	GOM_NL__2PRFIN20070415_160306_000000392057_00183_26790_0129.N1	15-APR-2007 16:03:06	Bright	39.000	60	7Bet UMi	2.0810	3950.0	78	26790	No
209	GOM_NL__2PRFIN20070415_160554_000000362057_00183_26790_0130.N1	15-APR-2007 16:05:54	Bright	35.500	49	1Alp UMi	1.9900	6300.0	71	26790	No
210	GOM_NL__2PRFIN20070415_161311_000000382057_00183_26790_0131.N1	15-APR-2007 16:13:11	Bright	38.000	89	5Alp Cep	2.4510	8000.0	76	26790	No
211	GOM_NL__2PRFIN20070415_162305_000000352057_00183_26790_0132.N1	15-APR-2007 16:23:05	Bright	35.000	164	44Eta Peg	2.9480	5400.0	70	26790	No
212	GOM_NL__2PRFIN20070415_163236_000000462057_00183_26790_0133.N1	15-APR-2007 16:32:36	Dark	46.000	162	34Alp Aqr	2.9440	5350.0	92	26790	No
213	GOM_NL__2PRFIN20070415_163736_000000442057_00183_26790_0134.N1	15-APR-2007 16:37:36	Dark	43.500	142	49Del Cap	2.8500	8900.0	87	26790	No
214	GOM_NL__2PRFIN20070415_164254_000000382057_00183_26790_0135.N1	15-APR-2007 16:42:54	Dark	38.000	172	Gam Gru	3.0030	13100.	76	26790	No
215	GOM_NL__2PRFIN20070415_164956_000000382057_00184_26791_0130.N1	15-APR-2007 16:49:56	Dark	38.000	45	Alp Pav	1.9400	26000.	76	26791	No
216	GOM_NL__2PRFIN20070415_165718_000000372057_00184_26791_0131.N1	15-APR-2007 16:57:18	Dark	37.000	43	Alp TrA	1.9100	4250.0	74	26791	No
217	GOM_NL__2PRFIN20070415_165923_000000392057_00184_26791_0132.N1	15-APR-2007 16:59:23	Dark	38.500	134	Bet TrA	2.8100	6600.0	77	26791	No
218	GOM_NL__2PRFIN20070415_170148_000000492057_00184_26791_0133.N1	15-APR-2007 17:01:48	Straylight	48.500	4	Alp1Cen	-0.010000	5800.0	97	26791	No
219	GOM_NL__2PRFIN20070415_170457_000000432057_00184_26791_0134.N1	15-APR-2007 17:04:57	Straylight	42.500	78	Alp Lup	2.3040	28000.	85	26791	No

279	GOM_NL__2PRFIN20070415_213926_000000422057_00186_26793_0176.N1	15-APR-2007 21:39:26	Dark	42.000	142	49Del Cap	2.8500	8900.0	84	26793	No
280	GOM_NL__2PRFIN20070415_214444_000000382057_00186_26793_0177.N1	15-APR-2007 21:44:44	Dark	37.500	172	Gam Gru	3.0030	13100.	75	26793	No
281	GOM_NL__2PRFIN20070415_215145_000000402057_00187_26794_0178.N1	15-APR-2007 21:51:45	Dark	39.500	45	Alp Pav	1.9400	26000.	79	26794	No
282	GOM_NL__2PRFIN20070415_215907_000000402057_00187_26794_0179.N1	15-APR-2007 21:59:07	Dark	39.500	43	Alp TrA	1.9100	4250.0	79	26794	No
283	GOM_NL__2PRFIN20070415_220112_000000392057_00187_26794_0180.N1	15-APR-2007 22:01:12	Dark	38.500	134	Bet TrA	2.8100	6600.0	77	26794	No
284	GOM_NL__2PRFIN20070415_220337_000000532057_00187_26794_0181.N1	15-APR-2007 22:03:37	Straylight	52.500	4	Alp1Cen	-0.010000	5800.0	105	26794	No
285	GOM_NL__2PRFIN20070415_220647_000000412057_00187_26794_0182.N1	15-APR-2007 22:06:47	Straylight	41.000	78	Alp Lup	2.3040	28000.	82	26794	No
286	GOM_NL__2PRFIN20070415_220822_000000472057_00187_26794_0183.N1	15-APR-2007 22:08:22	Straylight	46.500	81	Eta Cen	2.3560	28000.	93	26794	No
287	GOM_NL__2PRFIN20070415_221045_000000462057_00187_26794_0184.N1	15-APR-2007 22:10:45	Straylight	45.500	54	5The Cen	2.0550	4500.0	91	26794	No
288	GOM_NL__2PRFIN20070415_221553_000000422057_00187_26794_0185.N1	15-APR-2007 22:15:53	Tw_i_and_stray	42.000	106	9Bet Crv	2.6480	5600.0	84	26794	No
289	GOM_NL__2PRFIN20070415_221743_000000442057_00187_26794_0186.N1	15-APR-2007 22:17:43	Bright	43.500	100	4Gam Crv	2.5800	13100.	87	26794	No
290	GOM_NL__2PRFIN20070415_221907_000000442057_00187_26794_0187.N1	15-APR-2007 22:19:07	Bright	44.000	15	67Alp Vir	0.97600	28000.	88	26794	No
291	GOM_NL__2PRFIN20070415_222210_000000372057_00187_26794_0188.N1	15-APR-2007 22:22:10	Bright	36.500	121	29Gam Vir	2.7400	7200.0	73	26794	No
292	GOM_NL__2PRFIN20070415_222558_000000392057_00187_26794_0189.N1	15-APR-2007 22:25:58	Bright	39.000	138	47Eps Vir	2.8280	4700.0	78	26794	No
293	GOM_NL__2PRFIN20070415_223405_000000372057_00187_26794_0190.N1	15-APR-2007 22:34:05	Bright	37.000	152	12Alp2CVn	2.8900	11000.	74	26794	No
294	GOM_NL__2PRFIN20070415_223755_000000342057_00187_26794_0191.N1	15-APR-2007 22:37:55	Bright	33.500	87	64Gam UMa	2.4330	11000.	67	26794	No
295	GOM_NL__2PRFIN20070415_223919_000000372057_00187_26794_0192.N1	15-APR-2007 22:39:19	Bright	36.500	55	79Zet UMa	2.0600	10200.	73	26794	No
296	GOM_NL__2PRFIN20070415_224529_000000392057_00187_26794_0193.N1	15-APR-2007 22:45:29	Bright	38.500	60	7Bet UMi	2.0810	3950.0	77	26794	No
297	GOM_NL__2PRFIN20070415_224817_000000352057_00187_26794_0194.N1	15-APR-2007 22:48:17	Bright	35.000	49	1Alp UMi	1.9900	6300.0	70	26794	No
298	GOM_NL__2PRFIN20070415_225535_000000382057_00187_26794_0195.N1	15-APR-2007 22:55:35	Bright	37.500	89	5Alp Cep	2.4510	8000.0	75	26794	No
299	GOM_NL__2PRFIN20070415_230529_000000362057_00187_26794_0196.N1	15-APR-2007 23:05:29	Bright	36.000	164	44Eta Peg	2.9480	5400.0	72	26794	No
300	GOM_NL__2PRFIN20070415_231502_000000442057_00187_26794_0197.N1	15-APR-2007 23:15:02	Dark	44.000	162	34Alp Aqr	2.9440	5350.0	88	26794	No
301	GOM_NL__2PRFIN20070415_232003_000000432057_00187_26794_0198.N1	15-APR-2007 23:20:03	Dark	42.500	142	49Del Cap	2.8500	8900.0	85	26794	No
302	GOM_NL__2PRFIN20070415_232520_000000402057_00187_26794_0199.N1	15-APR-2007 23:25:20	Dark	39.500	172	Gam Gru	3.0030	13100.	79	26794	No
303	GOM_NL__2PRFIN20070415_233221_000000452057_00188_26795_0194.N1	15-APR-2007 23:32:21	Dark	44.500	45	Alp Pav	1.9400	26000.	89	26795	No
304	GOM_NL__2PRFIN20070415_233943_000000412057_00188_26795_0195.N1	15-APR-2007 23:39:43	Dark	40.500	43	Alp TrA	1.9100	4250.0	81	26795	No
305	GOM_NL__2PRFIN20070415_234149_000000402057_00188_26795_0196.N1	15-APR-2007 23:41:49	Dark	39.500	134	Bet TrA	2.8100	6600.0	79	26795	No
306	GOM_NL__2PRFIN20070415_234413_000000532057_00188_26795_0197.N1	15-APR-2007 23:44:13	Straylight	53.000	4	Alp1Cen	-0.010000	5800.0	106	26795	No
307	GOM_NL__2PRFIN20070415_234723_000000412057_00188_26795_0198.N1	15-APR-2007 23:47:23	Straylight	41.000	78	Alp Lup	2.3040	28000.	82	26795	No
308	GOM_NL__2PRFIN20070415_234859_000000452057_00188_26795_0199.N1	15-APR-2007 23:48:59	Straylight	44.500	81	Eta Cen	2.3560	28000.	89	26795	No
309	GOM_NL__2PRFIN20070415_235121_000000462057_00188_26795_0200.N1	15-APR-2007 23:51:21	Straylight	45.500	54	5The Cen	2.0550	4500.0	91	26795	No
310	GOM_NL__2PRFIN20070415_235629_000000432057_00188_26795_0201.N1	15-APR-2007 23:56:29	Tw_i_and_stray	43.000	106	9Bet Crv	2.6480	5600.0	86	26795	No
311	GOM_NL__2PRFIN20070415_235819_000000412057_00188_26795_0202.N1	15-APR-2007 23:58:19	Bright	41.000	100	4Gam Crv	2.5800	13100.	82	26795	No
312	GOM_NL__2PRFIN20070415_235943_000000422057_00188_26795_0203.N1	15-APR-2007 23:59:43	Bright	41.500	15	67Alp Vir	0.97600	28000.	83	26795	No

3. Quality information per product

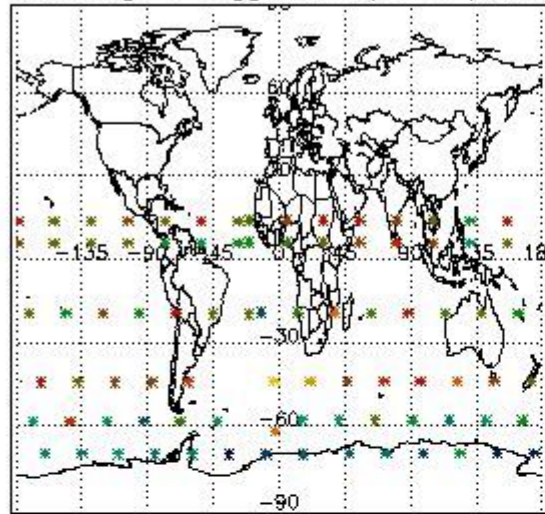
In this section it is plotted some information contained in the Quality Summary data set of the level 2 products. Only products in dark limb conditions and without errors (error flag in the MPH set to "0") are used.

3.1 Plot quality information per product (time dependant)

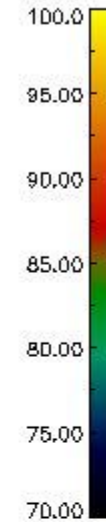
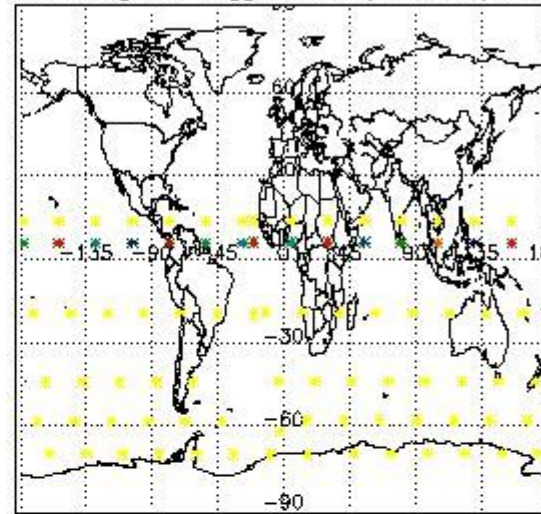


3.2 Plot quality information per product (world map)

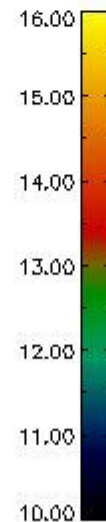
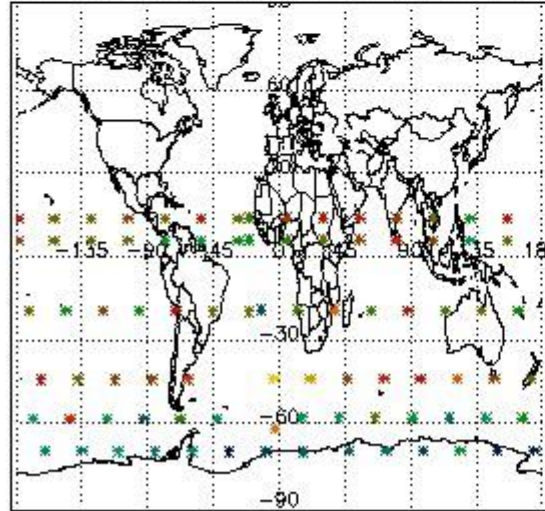
Percentage of flagged data per O3 profile



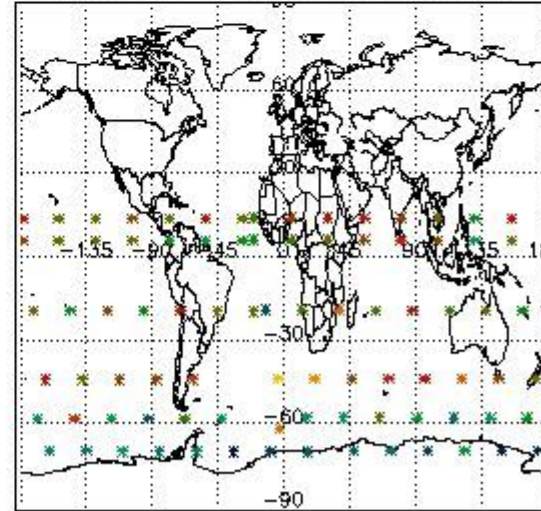
Percentage of flagged data per H2O profile



Percentage of flagged data per NO2 profile



Percentage of flagged data per NO3 profile

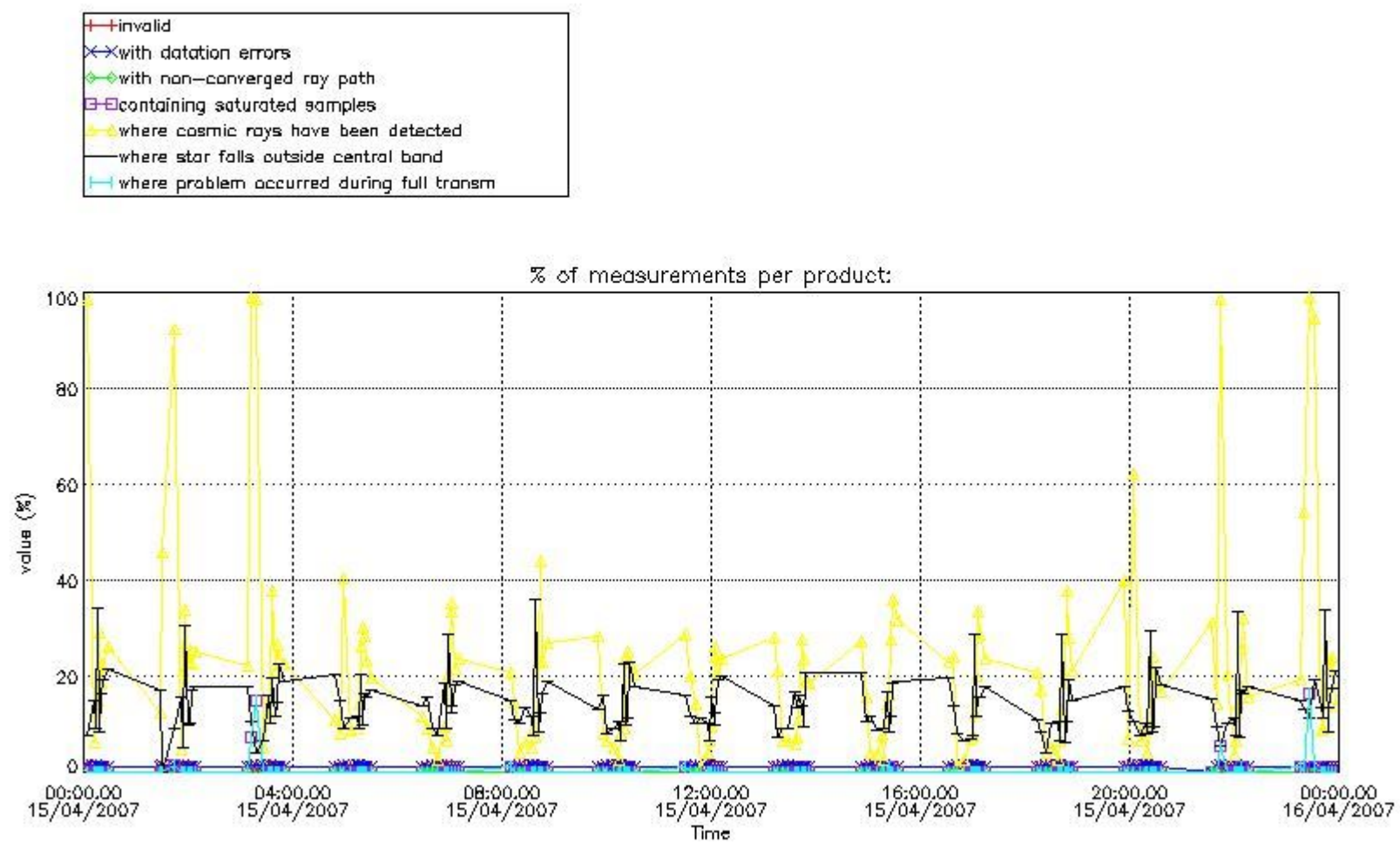


4. Level 1 quality information per product

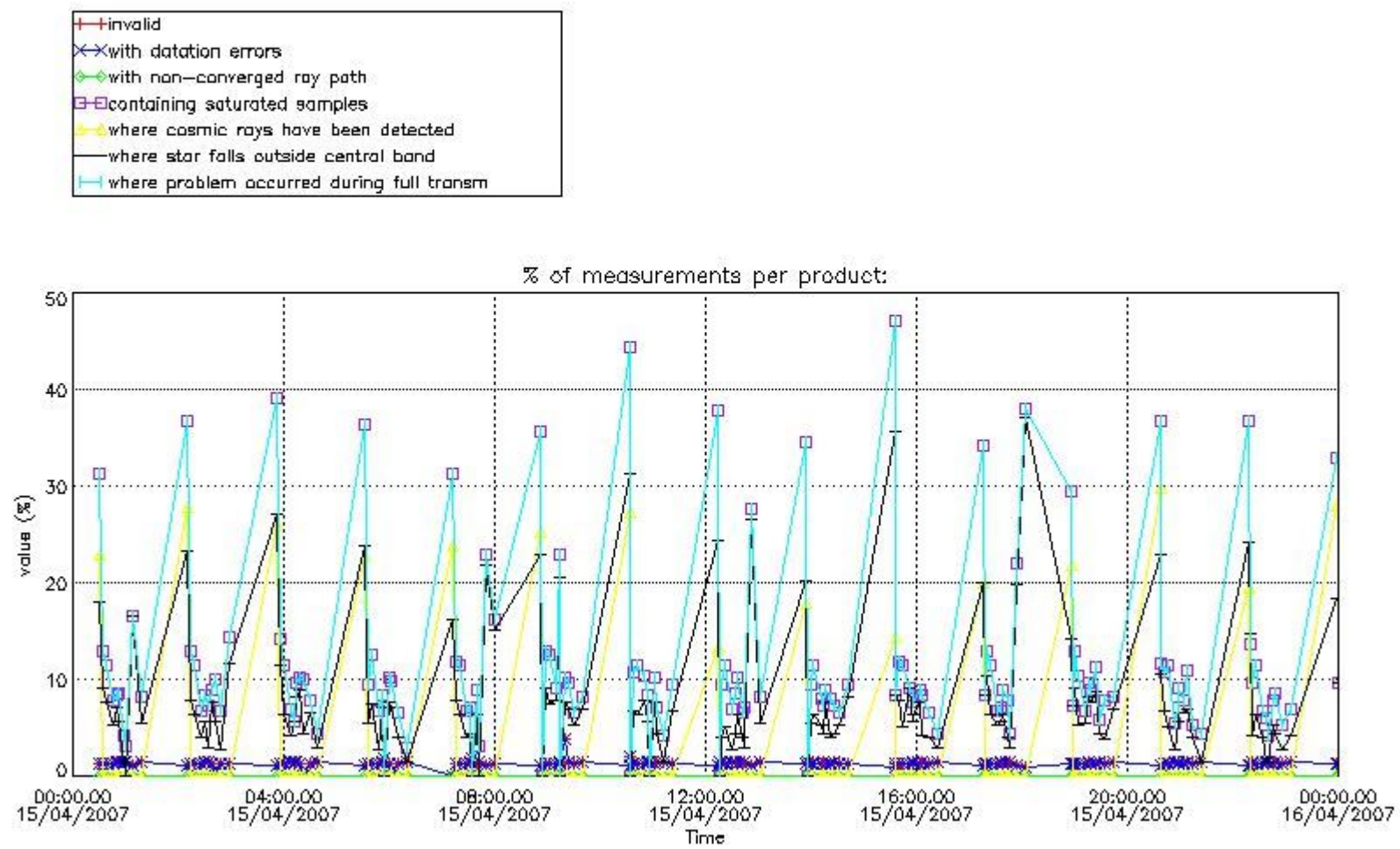
In this section it is plotted some information contained in the Quality Summary data set of the level 2 products that comes from the level 1b processing. Products without errors (error flag in the MPH set to "0") are used.

4.1 Plot quality information per product (time dependant) coming from level 1b processing

4.1.1 Plot level 1 quality information per product (time dependant): ENVISAT ASCENDING passes

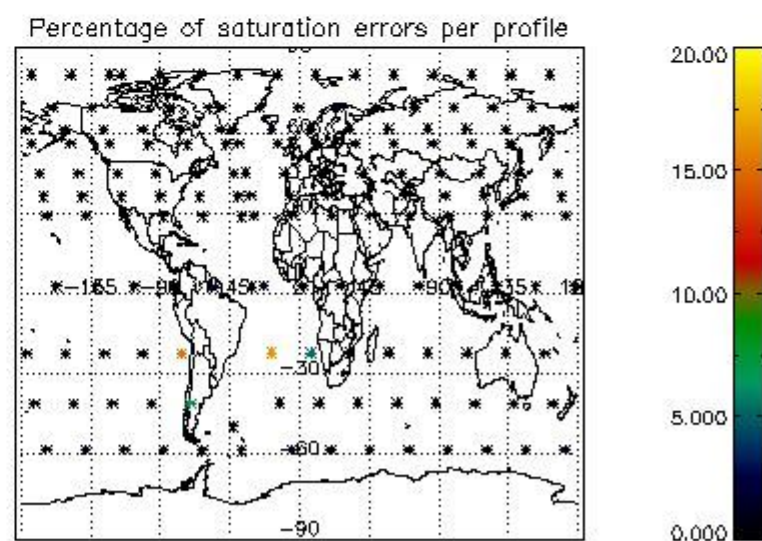
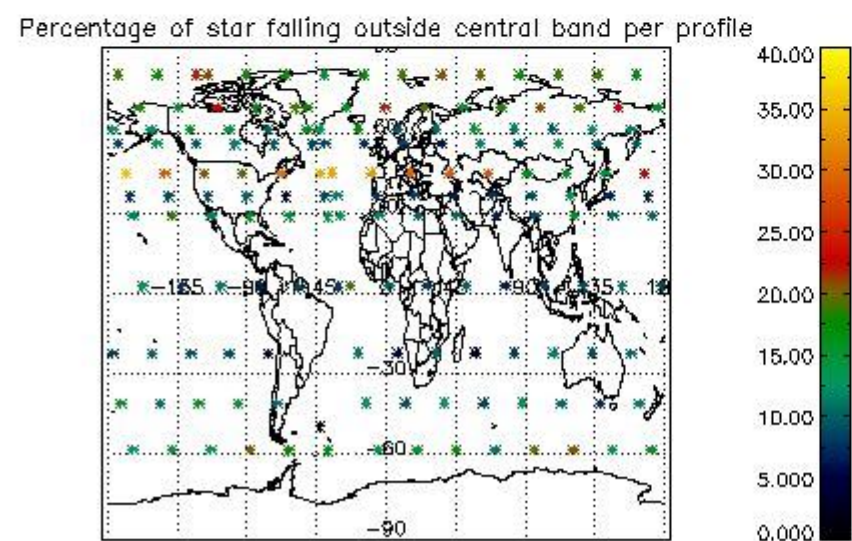
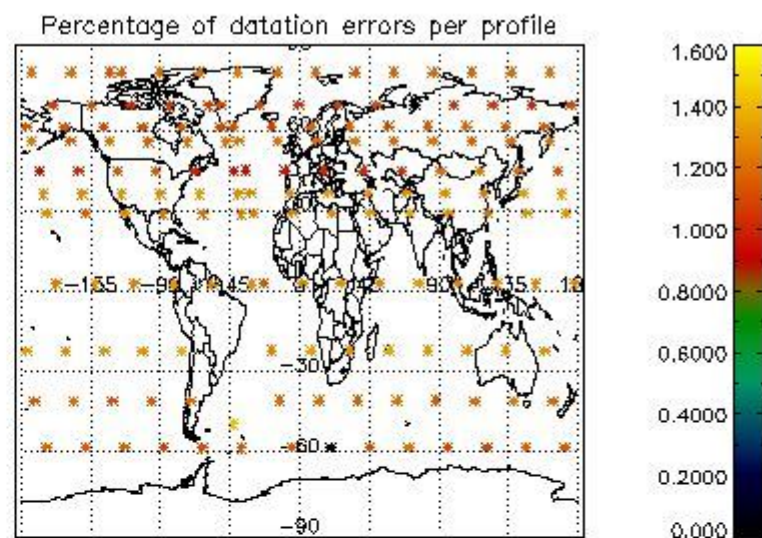
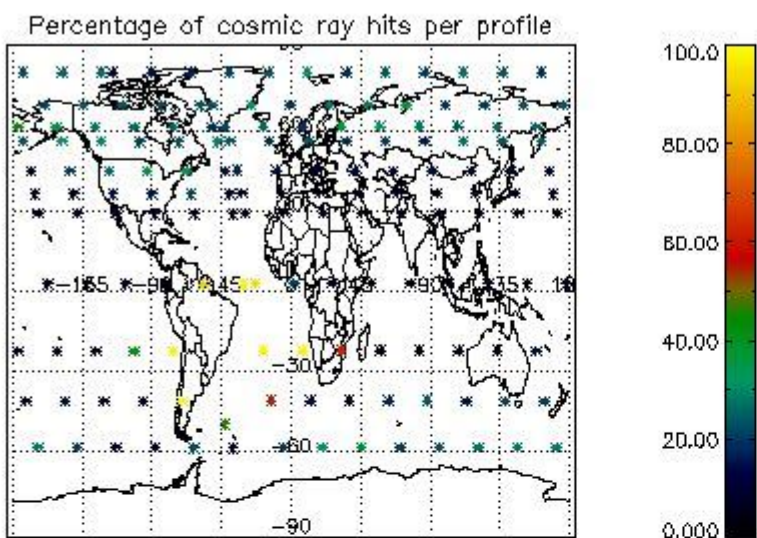


4.1.2 Plot level 1 quality information per product (time dependant): ENVI SAT DESCENDING passes

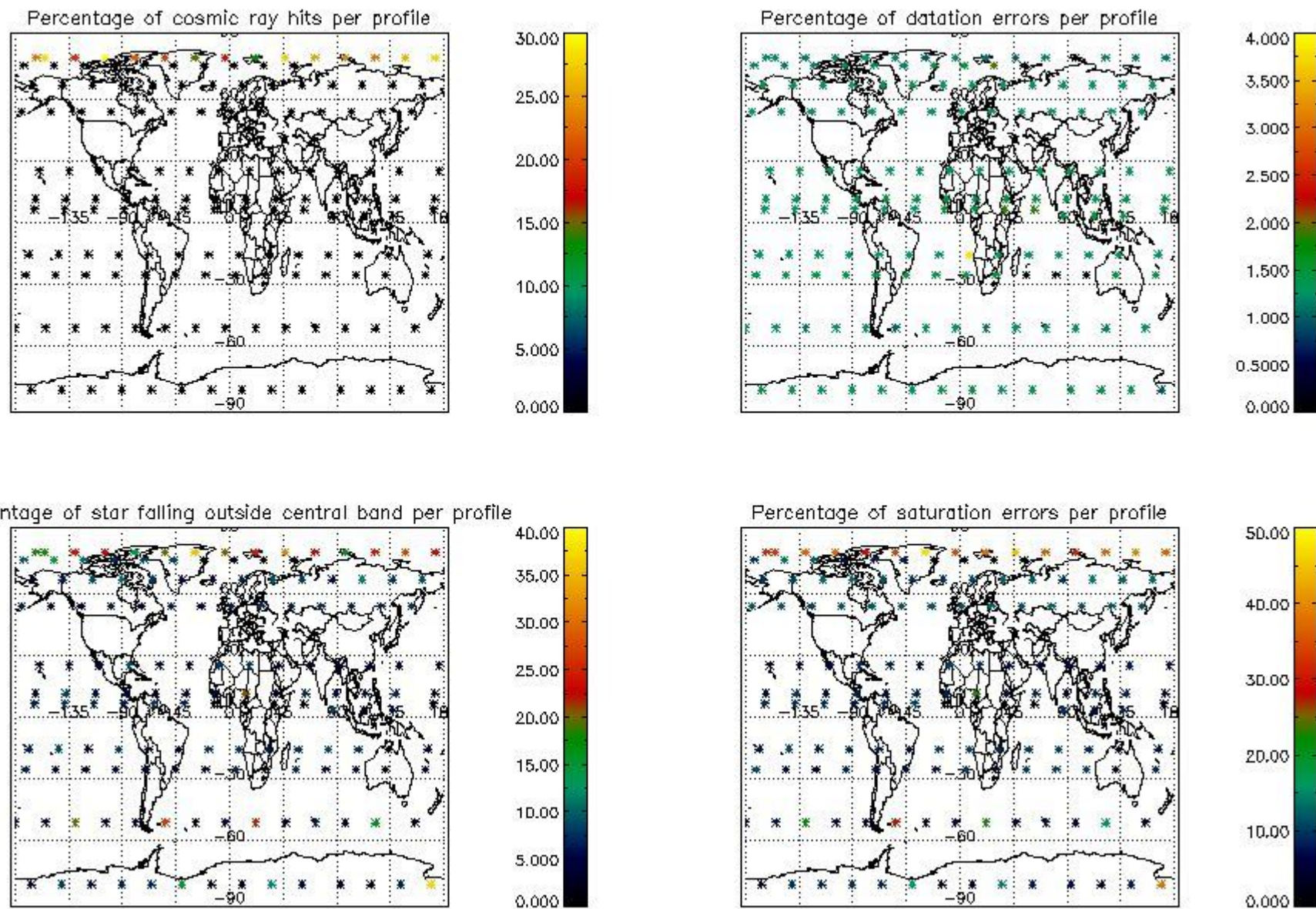


4.2 Plot quality information per product coming from level 1b processing (world map)

4.2.1 Plot level 1 quality information per product (world map): ENVISAT ASCENDING passes



4.2.2 Plot level 1 quality information per product (world map): ENVISAT DESCENDING passes



5. Trace gas profiles

5.1 Ozone statistics based on quality of products

The final quality of the products can be "measured" using the STD (Standard Deviation) attached to every point profile. This information is written to the parameter GOM_NL__2P/NL_LOCAL_SPECIES_DENSITY/o3_std of the level 2 products. The table below shows the statistics for given STD ranges.

The statistics are given with respect to the overall valid production:

- Products without fatal errors: GOM_NL__2P/MPH/PRODUCT_ERR=0
- Valid point profile: GOM_NL__2P/NL_LOCAL_SPECIES_DENSITY/pcd(0)=0

The 'Criteria' is applied to valid points of dark limb products:

- Products in dark limb illumination condition: GOM_NL__2P/NL_SUMMARY_QUALITY/obs_ill_cond=0
- Products without fatal errors: GOM_NL__2P/MPH/PRODUCT_ERR=0
- Valid point profile: GOM_NL__2P/NL_LOCAL_SPECIES_DENSITY/pcd(0)=0

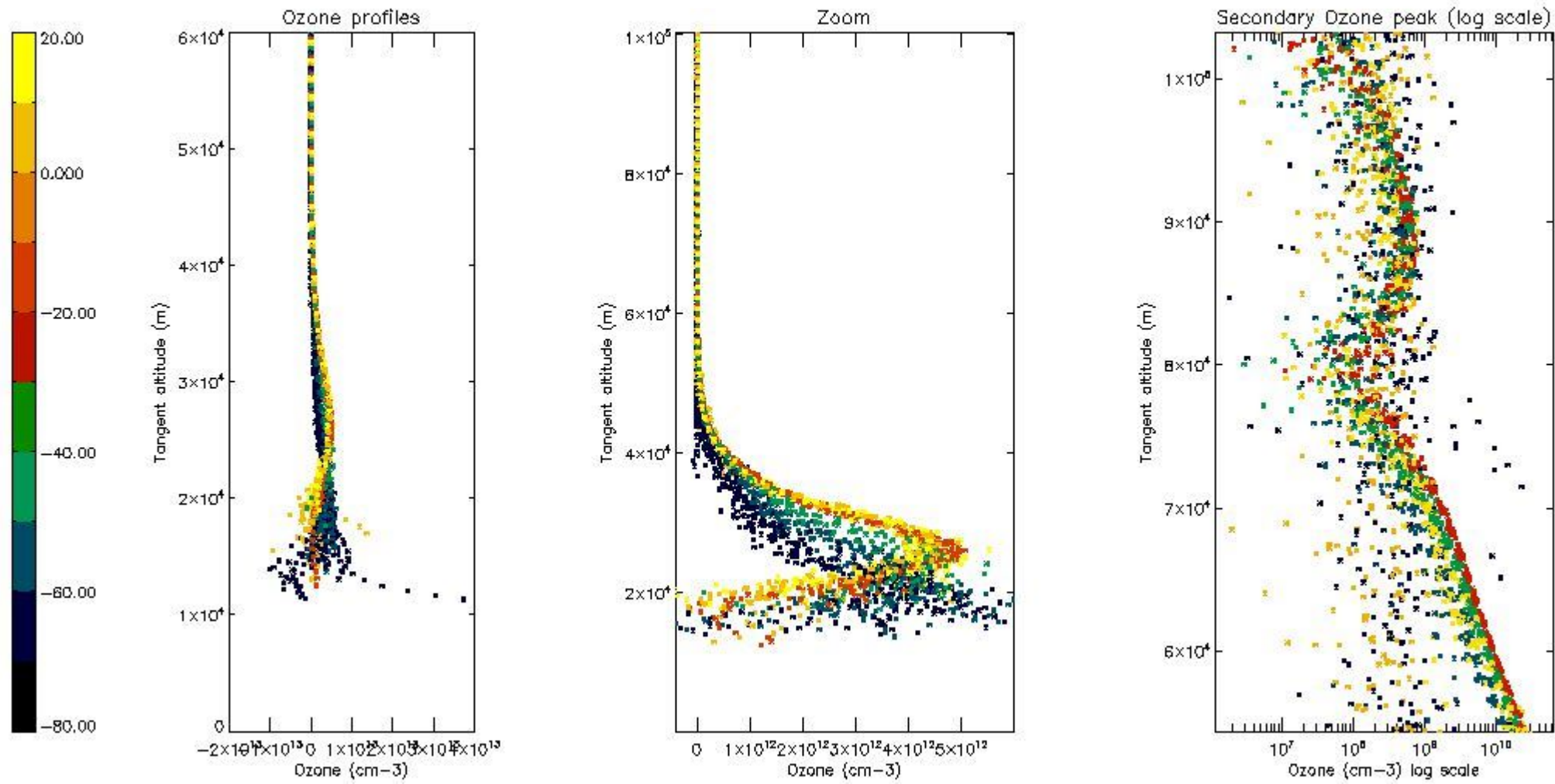
So, the table below shows the percentage of dark limb and valid observations for each criteria with respect to the overall valid daily observations.

Criteria	% of total production
All STD	28
STD < 20	13

STD < 10	8
STD < 5	3

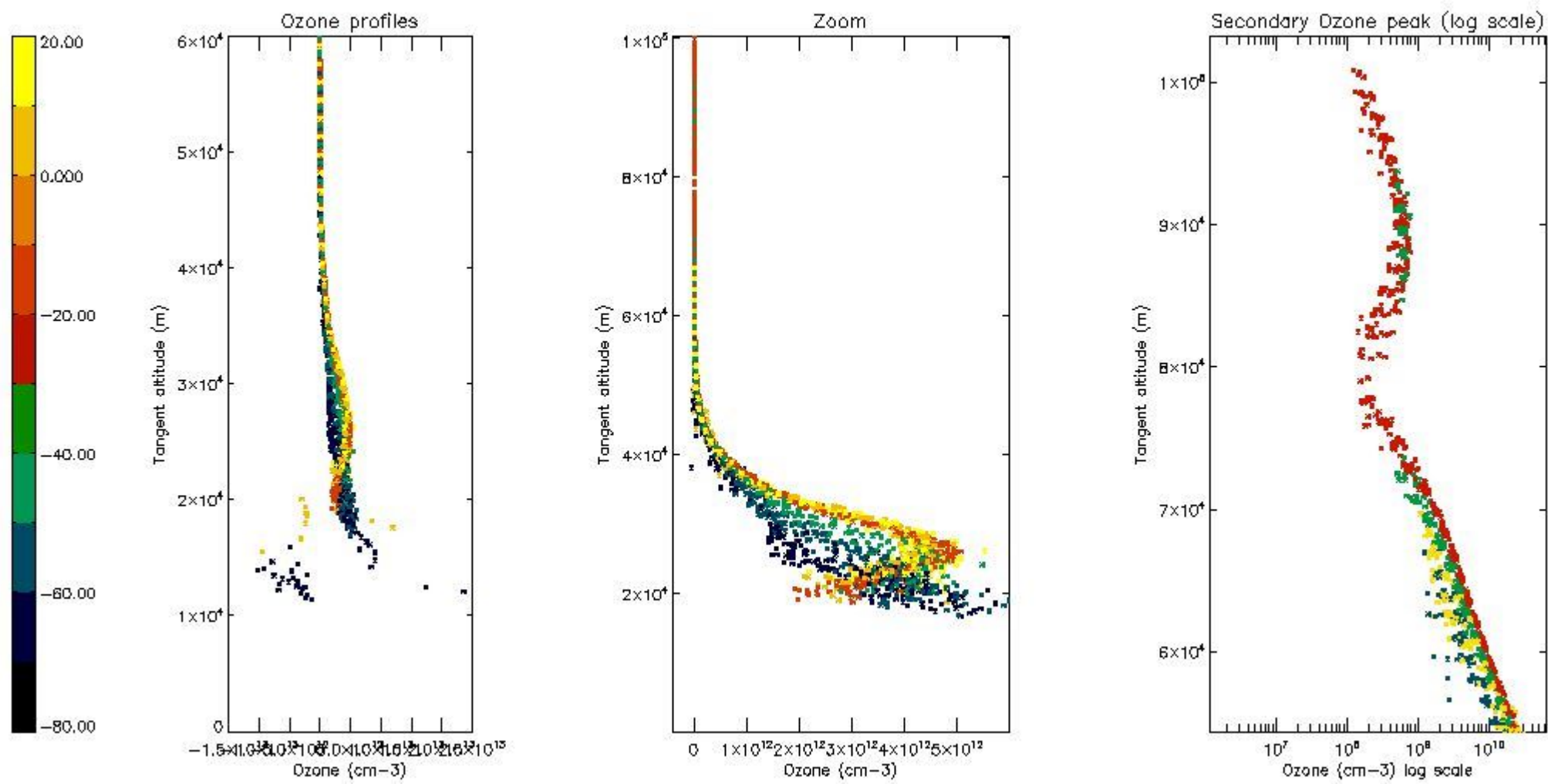
5.2 Plot ozone profiles for all STD (dark without errors)

The colorbar represents the latitude.



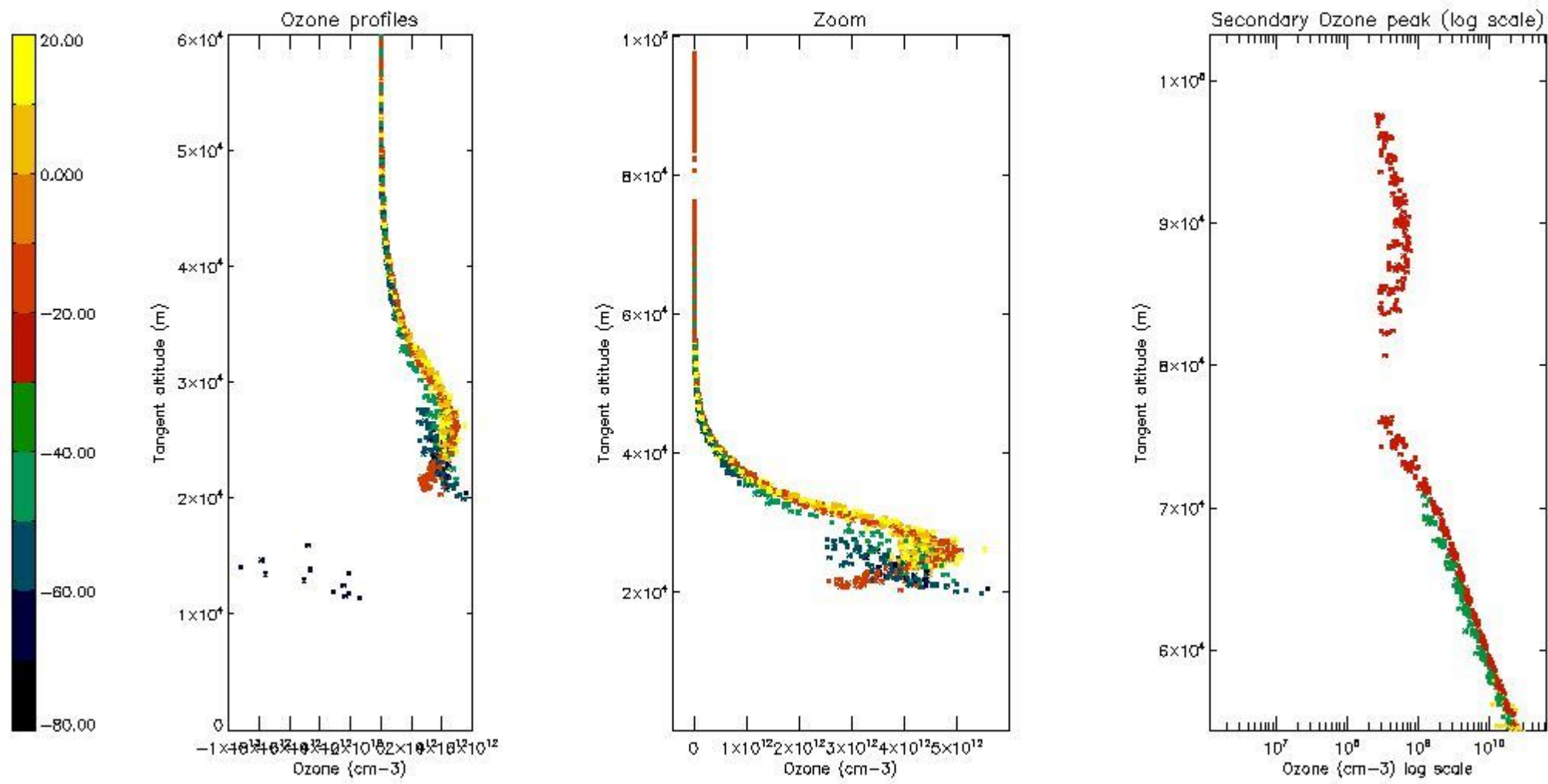
5.3 Plot ozone profiles where STD < 20% (dark without errors)

The colorbar represents the latitude.



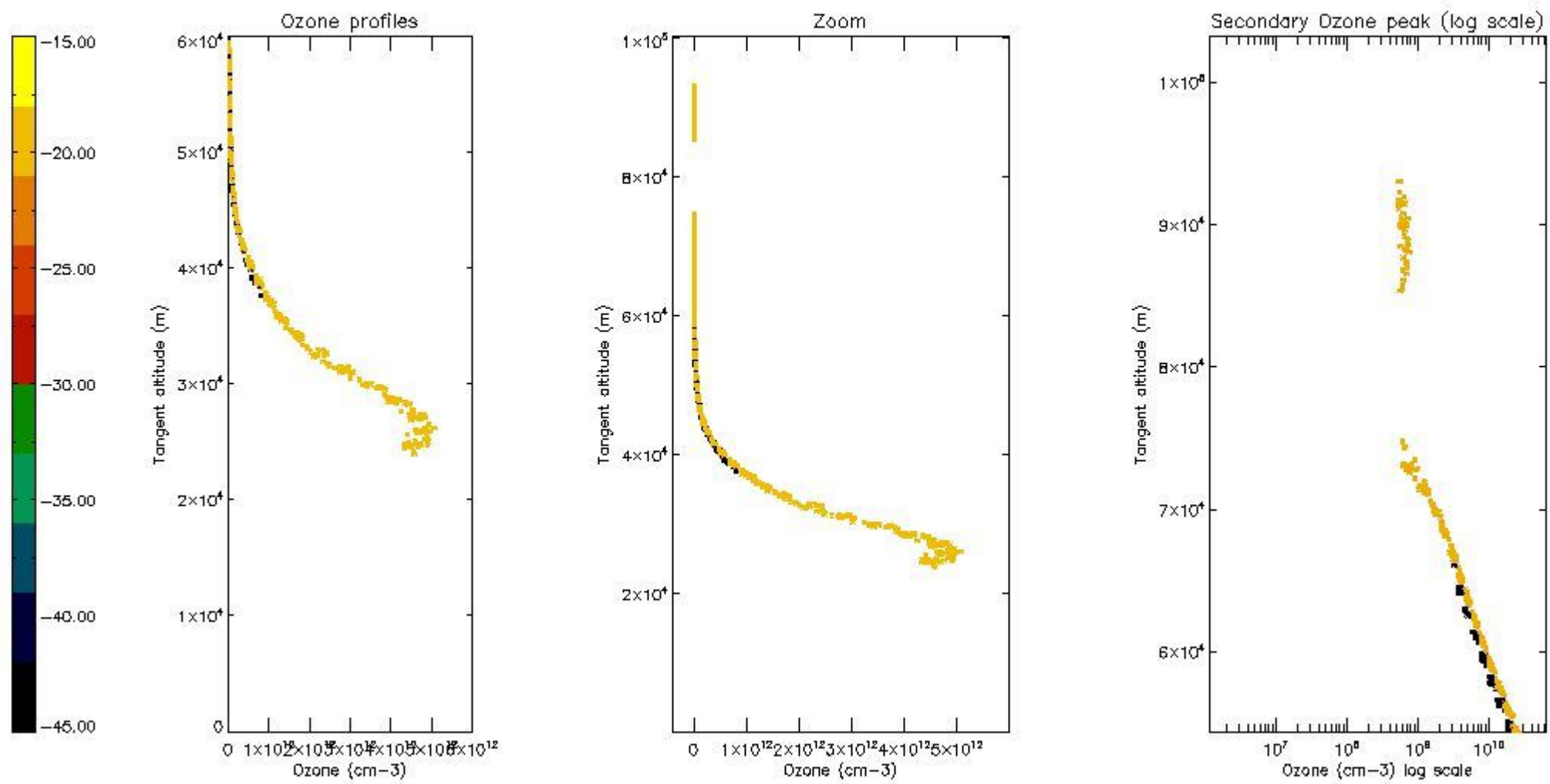
5.4 Plot ozone profiles where STD < 10% (dark without errors)

The colorbar represents the latitude.



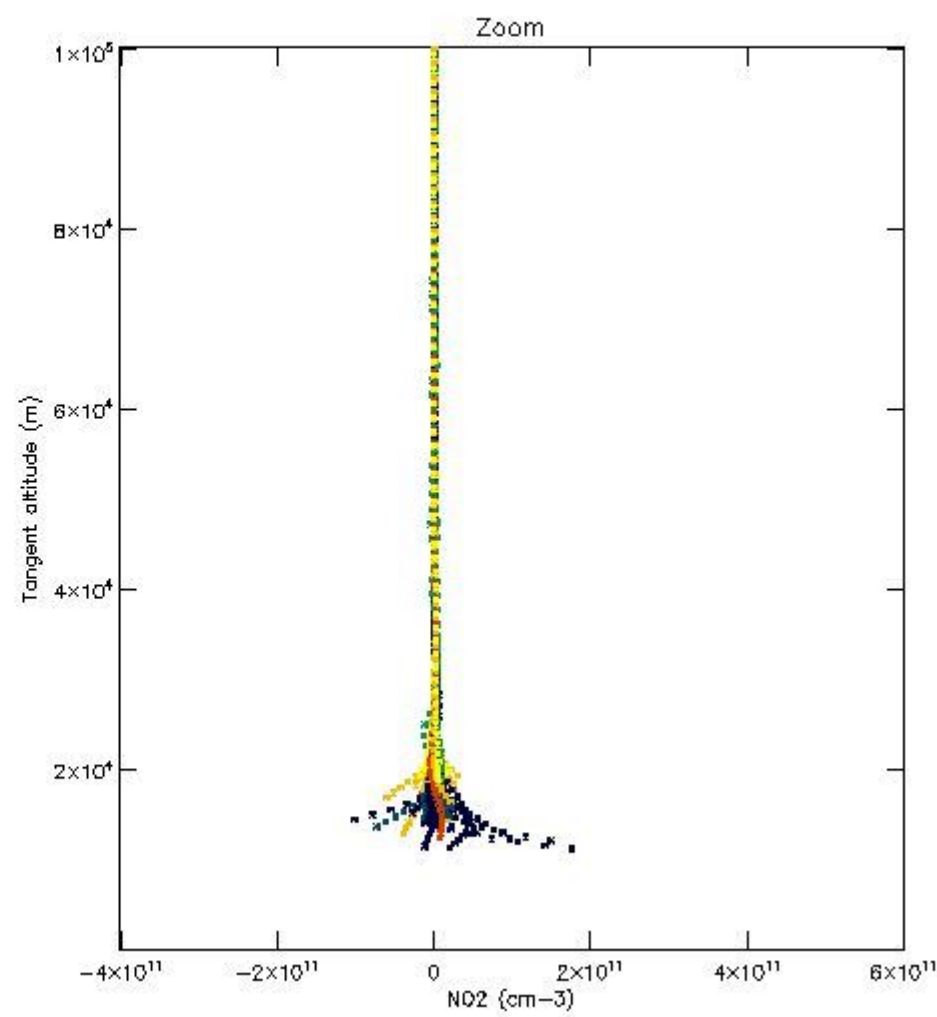
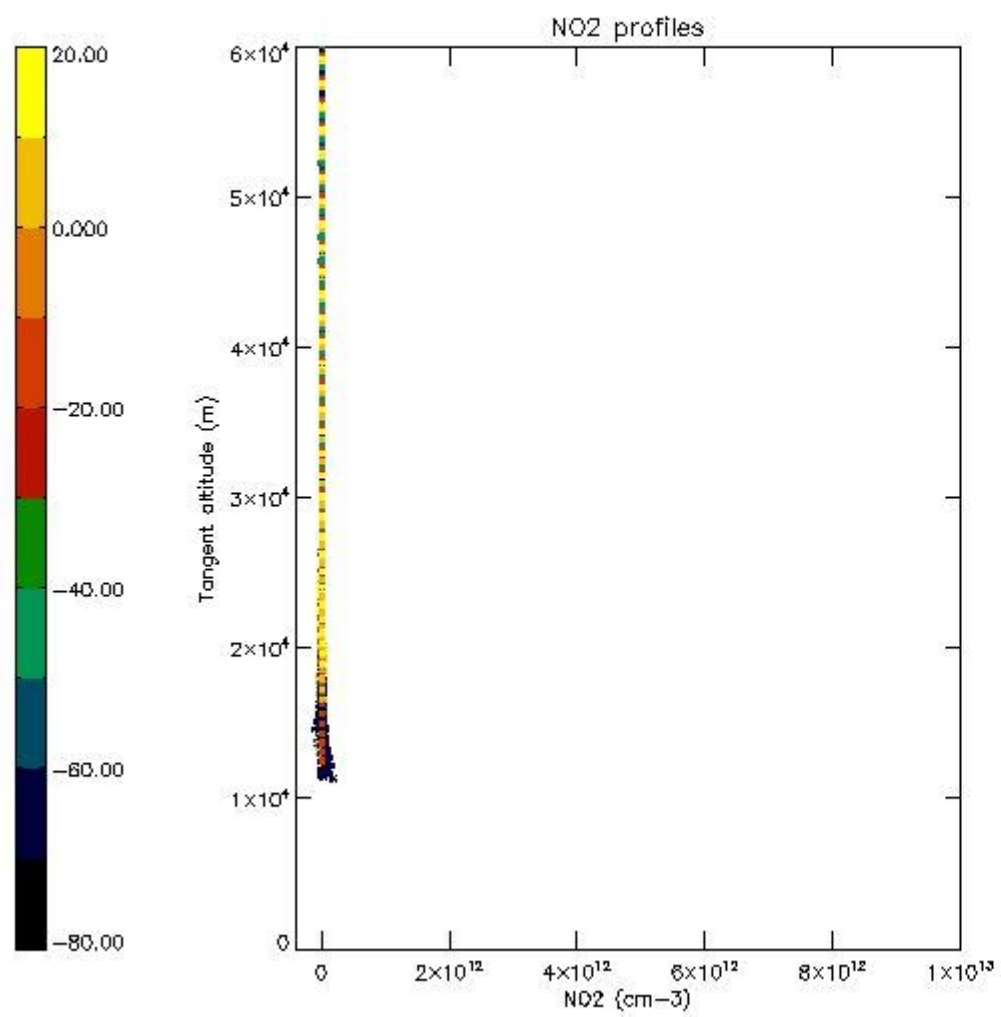
5.5 Plot ozone profiles where STD < 5% (dark without errors)

The colorbar represents the latitude.



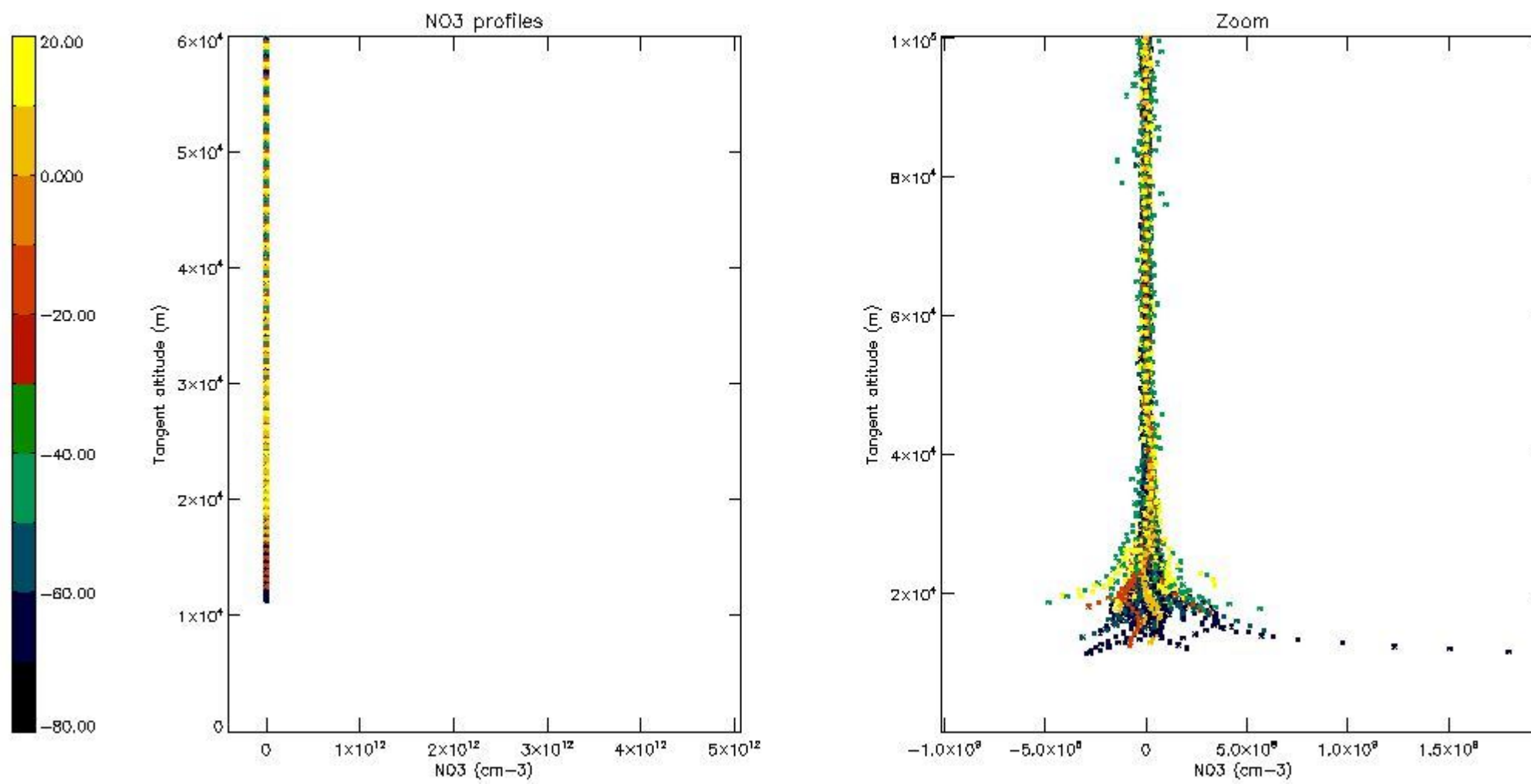
5.6 Plot NO₂ profiles for all STD (dark without errors)

The colorbar represents the latitude.



5.7 Plot NO3 profiles for all STD (dark without errors)

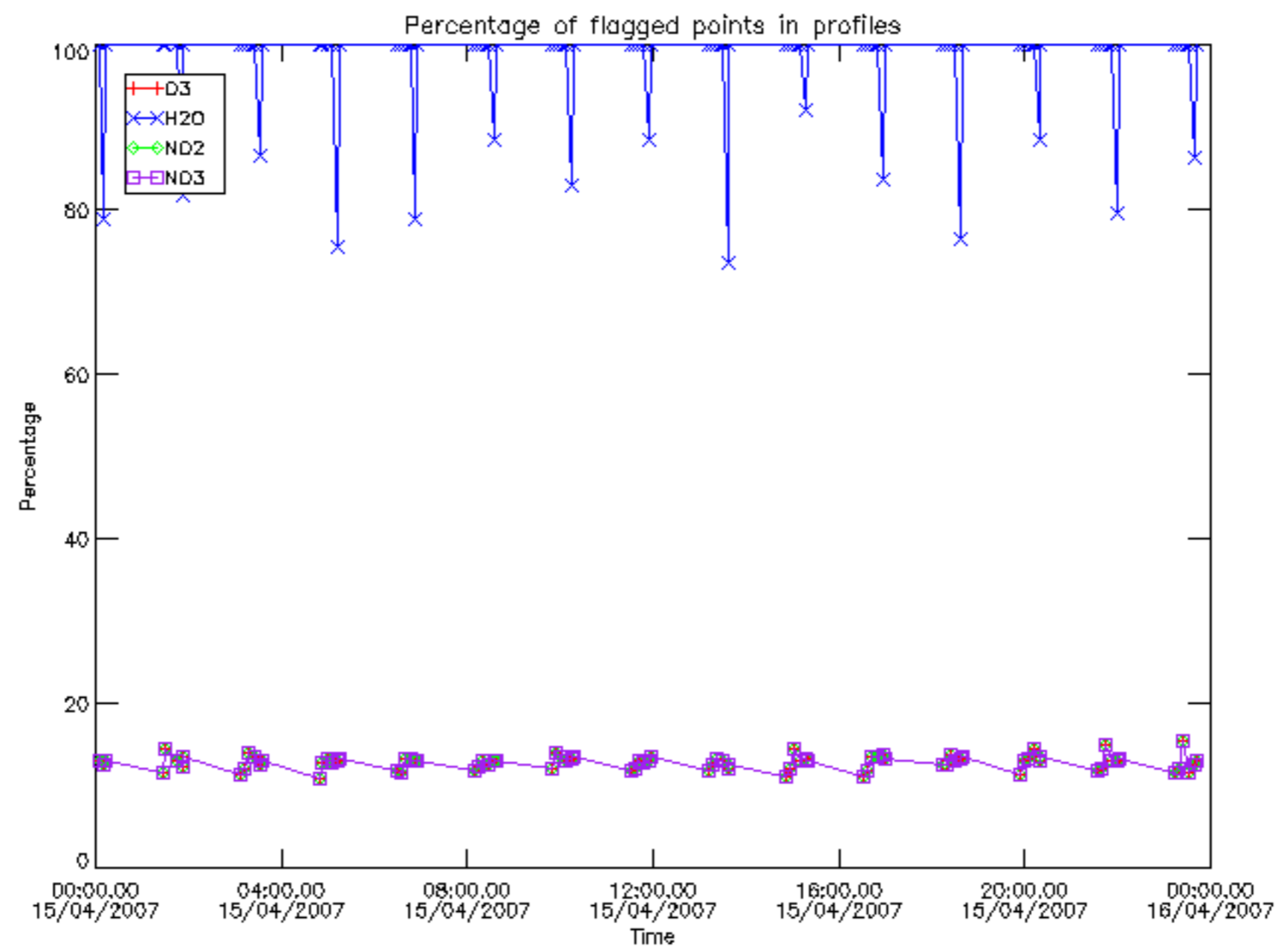
The colorbar represents the latitude.



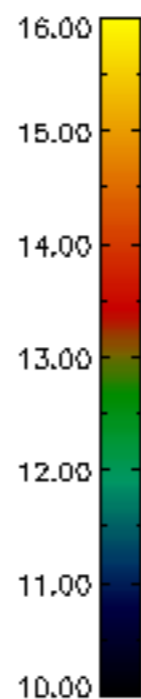
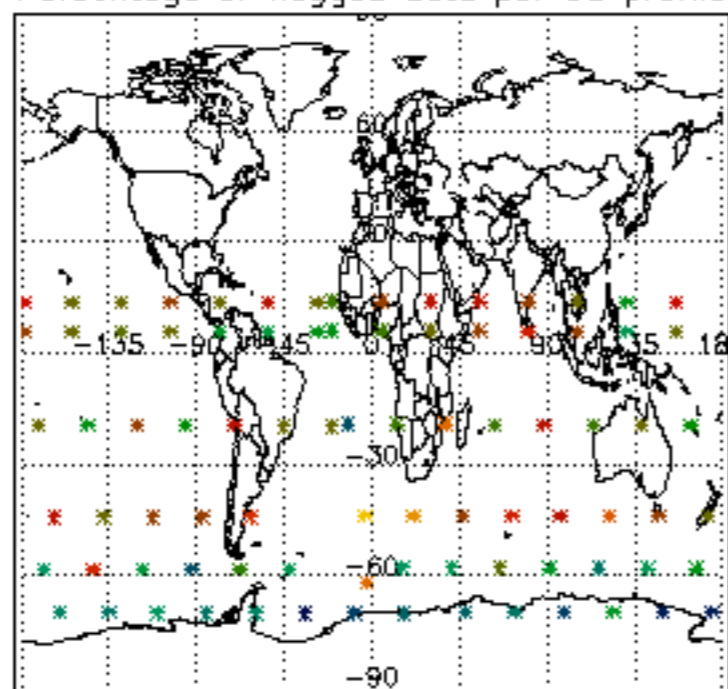
6. Auxiliary Data Files used for the production reported in section 2

The number reported in the third column indicates since which file (see list in section 2) the corresponding auxiliary file has been used. The fourth column is the date of those product files.

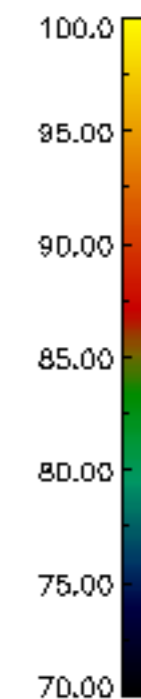
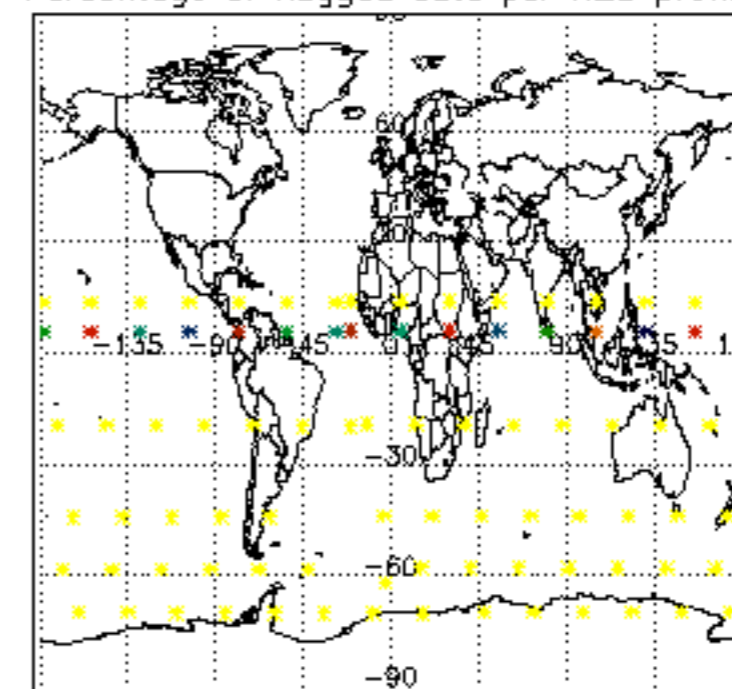
Type	Auxiliary Filename	Used since product	Used since product date
INST_PHYS_CHARACTERISTICS	GOM_INS_AXVIEC20091111_143220_20030716_120000_20500101_000000	1	15-APR-2007 00:03:51
LEVEL-2_PROC_CONFIG	GOM_PR2_AXVIEC20091111_152718_20020301_000000_20500101_000000	1	15-APR-2007 00:03:51
CROSS_SECTIONS_FILE	GOM_CRS_AXVIEC20091111_154832_20020301_000000_20500101_000000	1	15-APR-2007 00:03:51



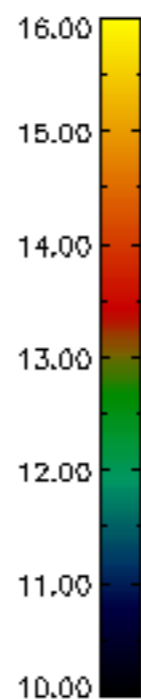
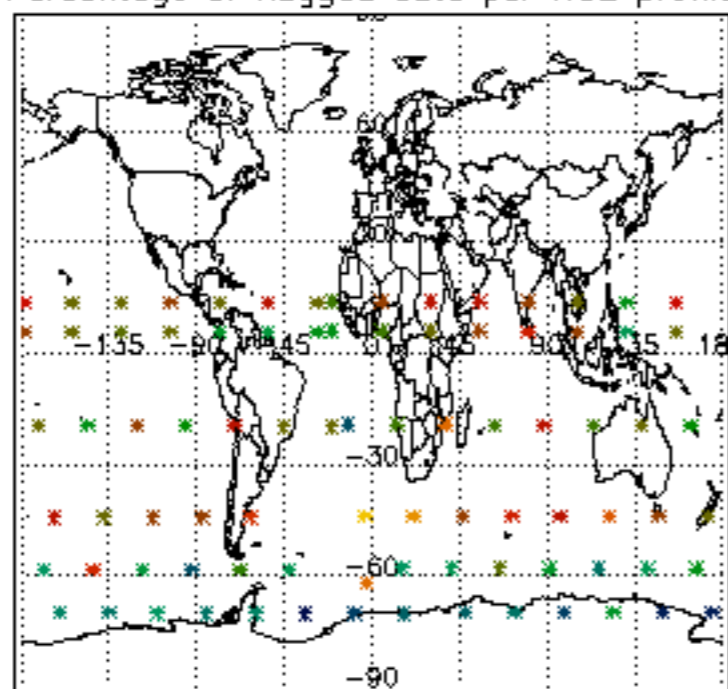
Percentage of flagged data per D3 profile



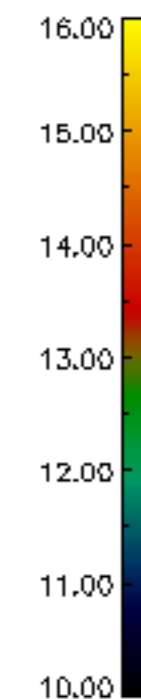
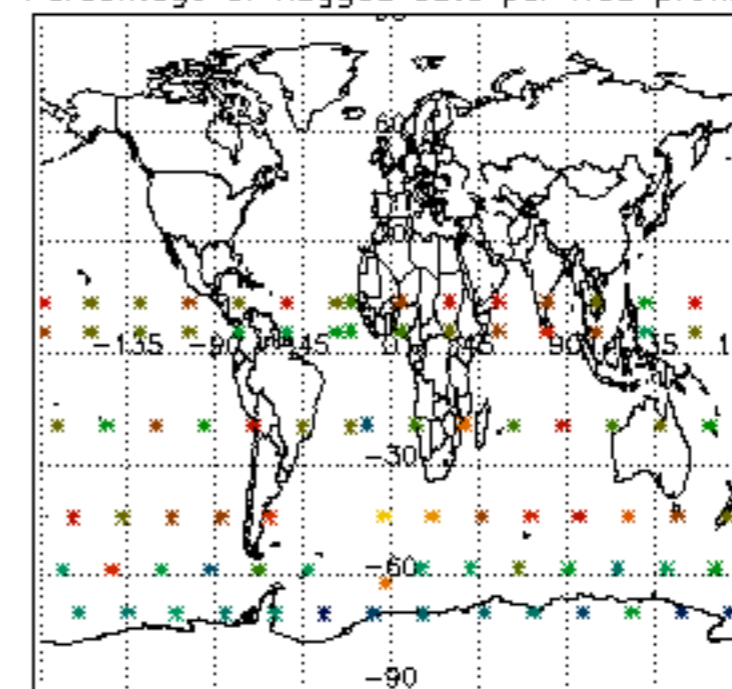
Percentage of flagged data per H2O profile

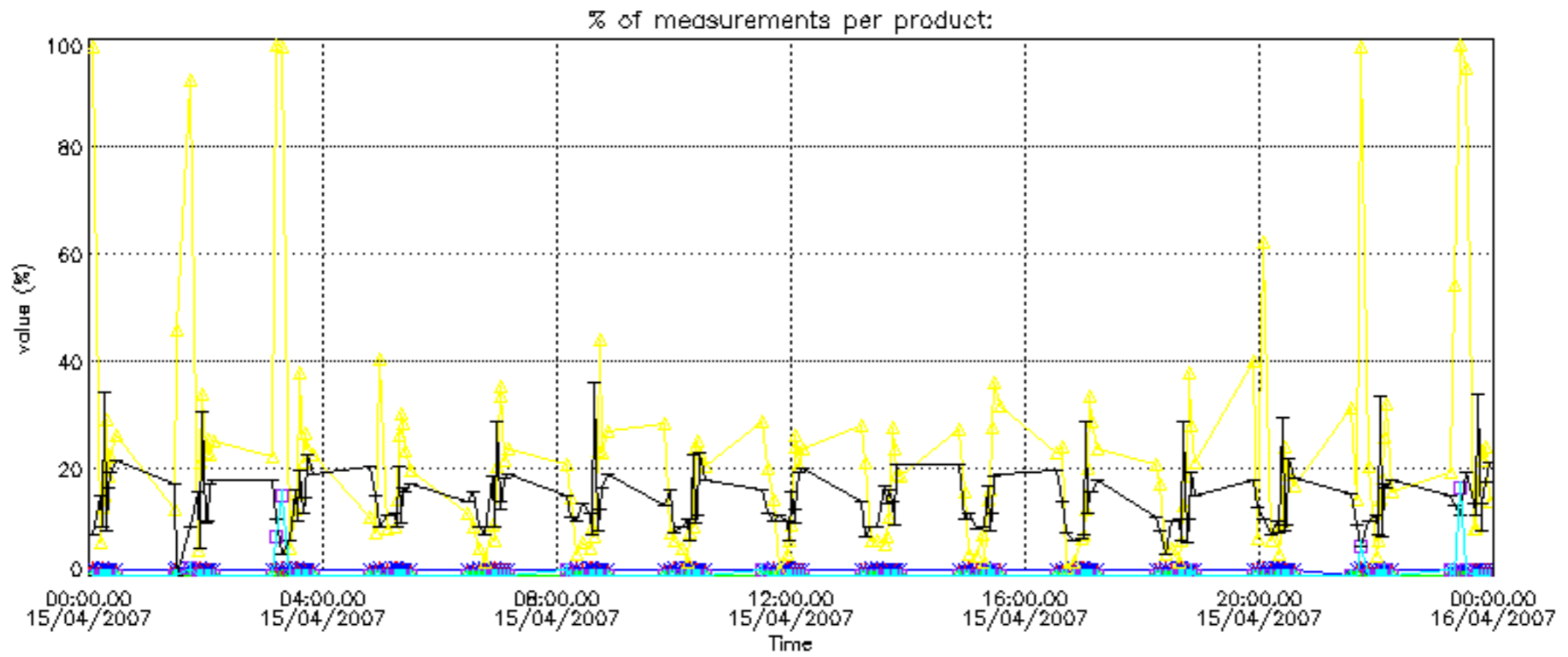


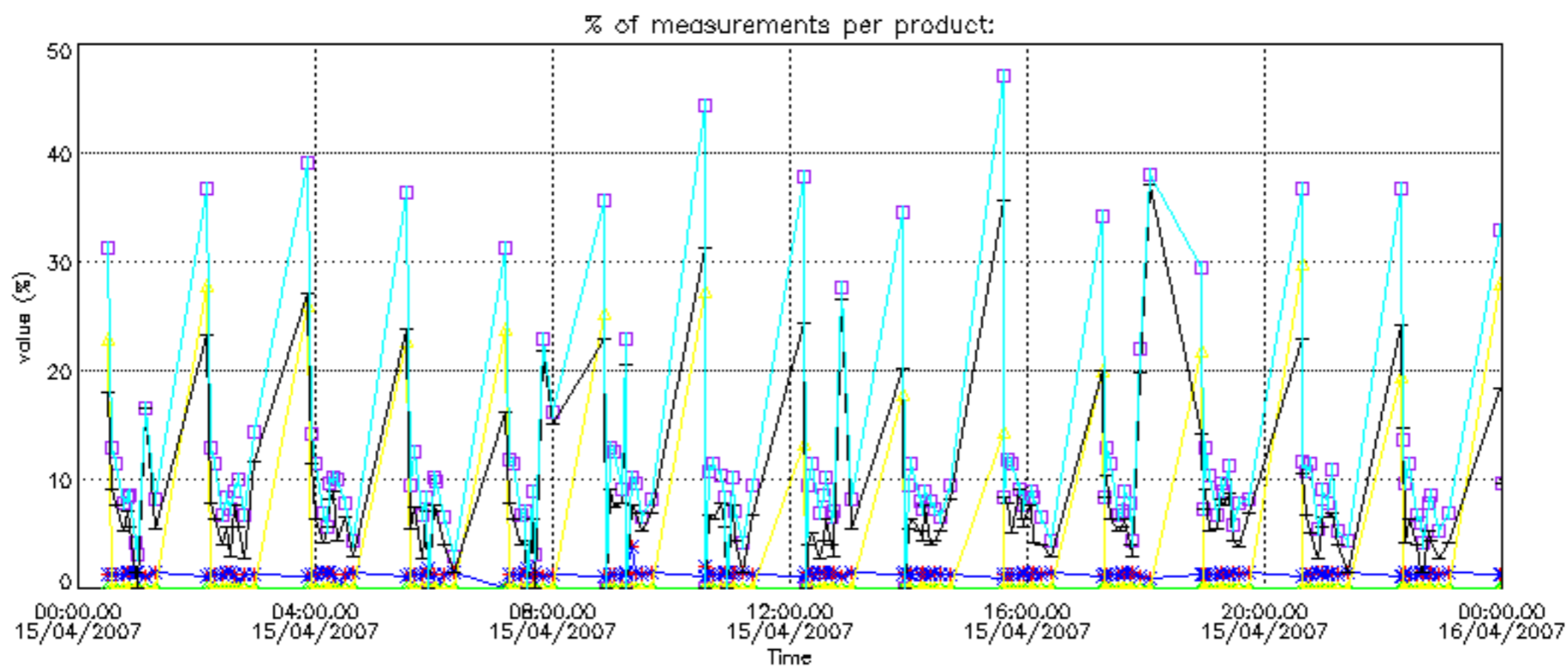
Percentage of flagged data per NO2 profile



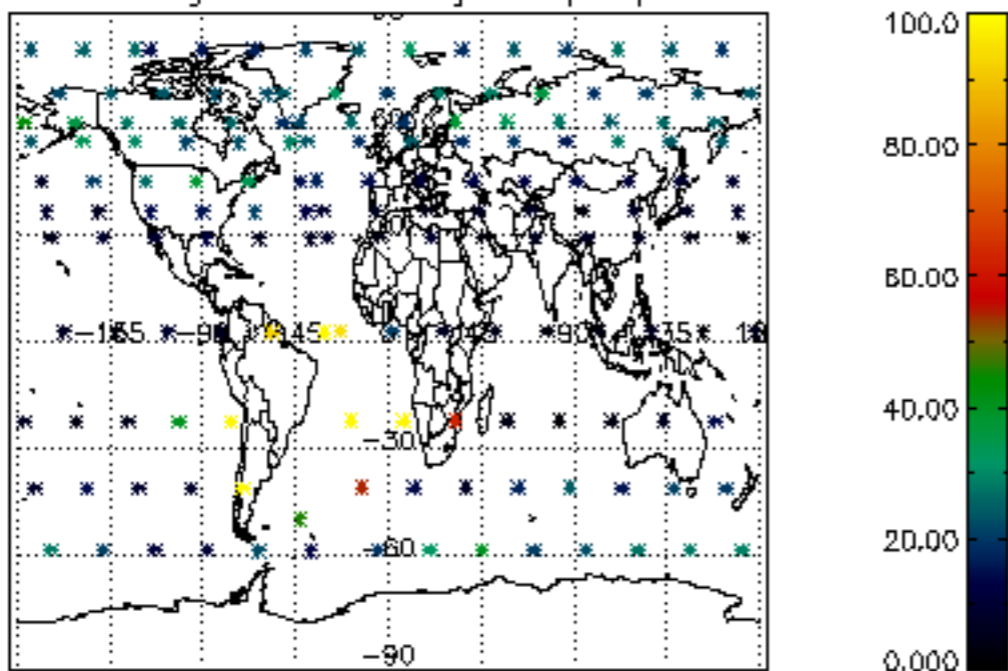
Percentage of flagged data per NO3 profile



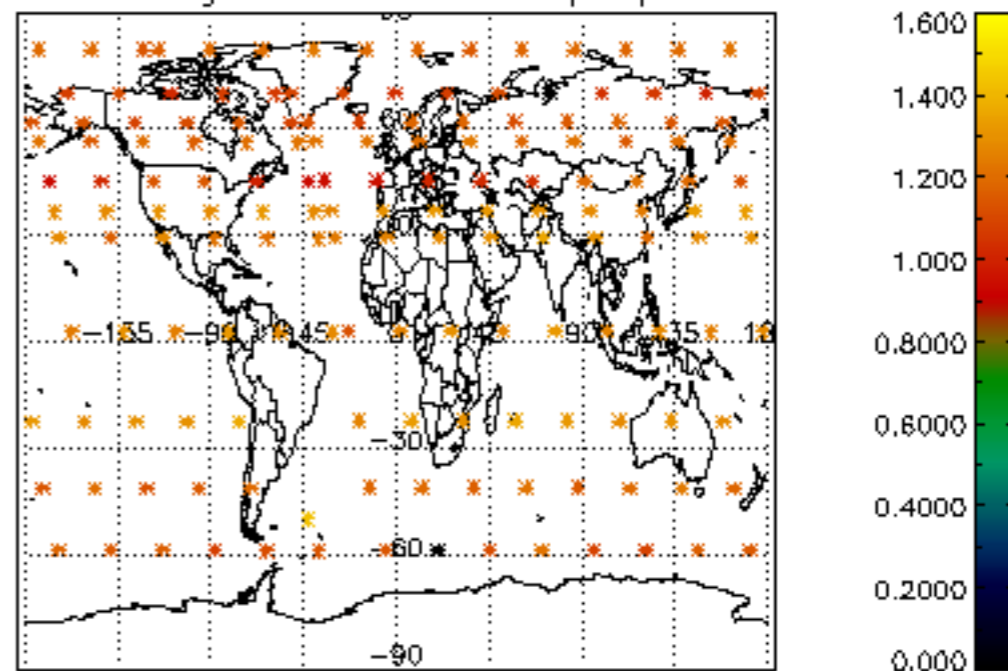




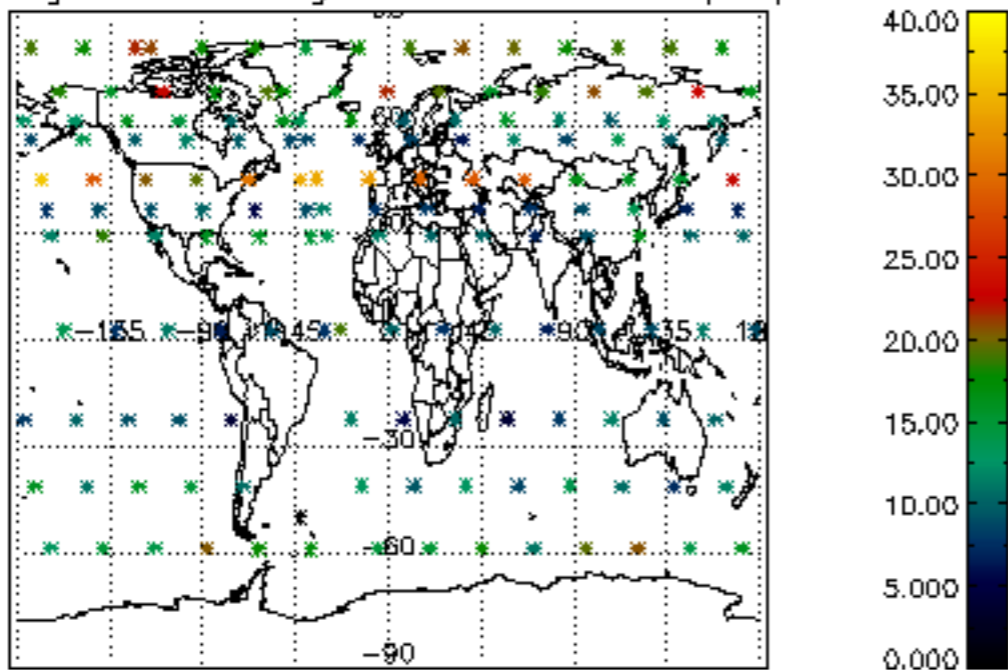
Percentage of cosmic ray hits per profile



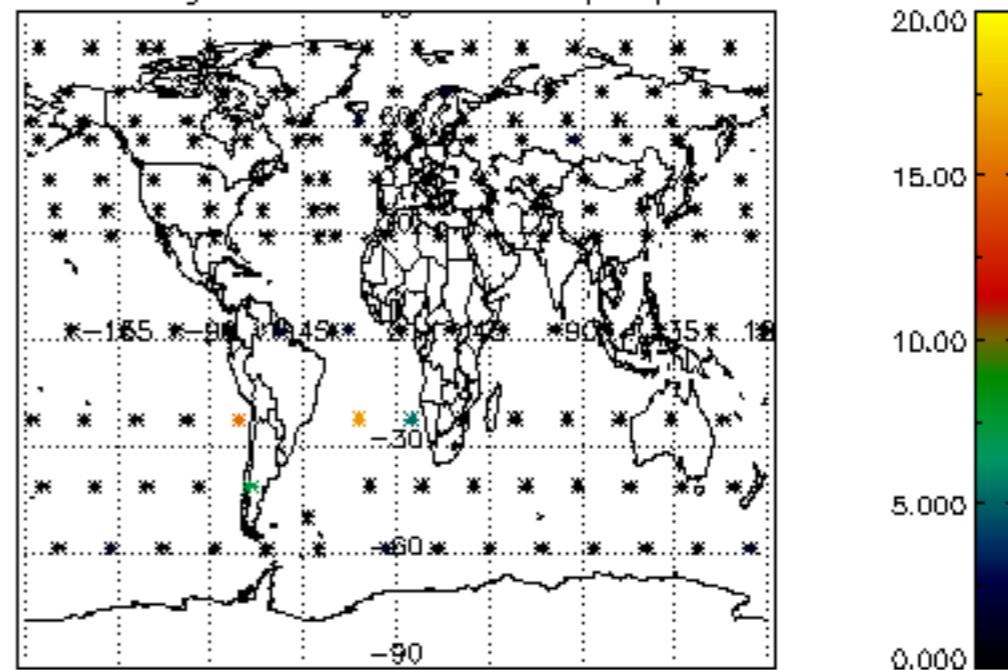
Percentage of datation errors per profile



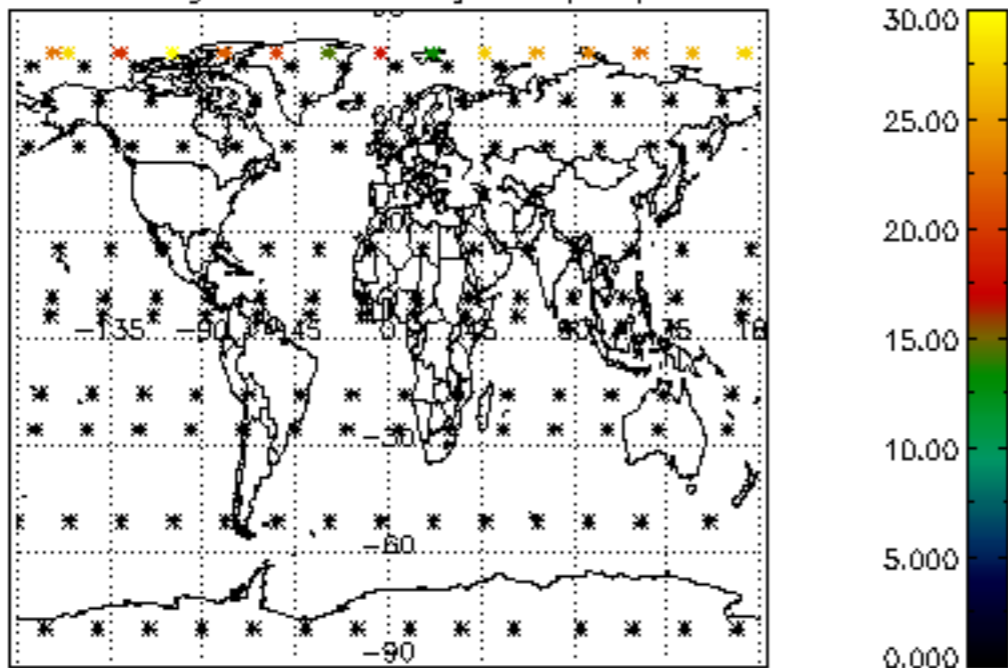
Percentage of star falling outside central band per profile



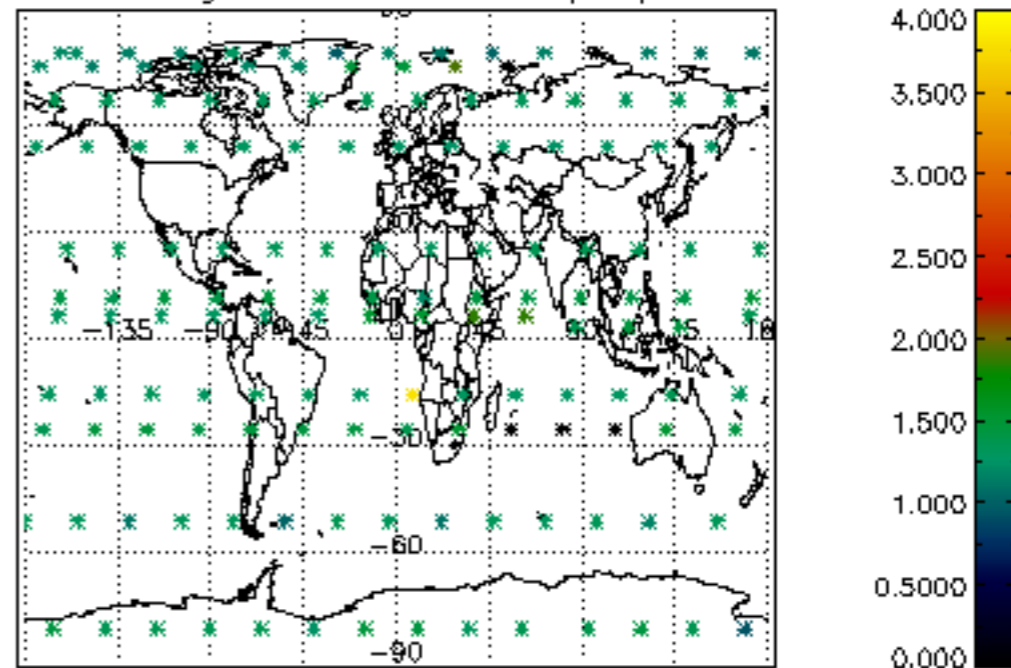
Percentage of saturation errors per profile



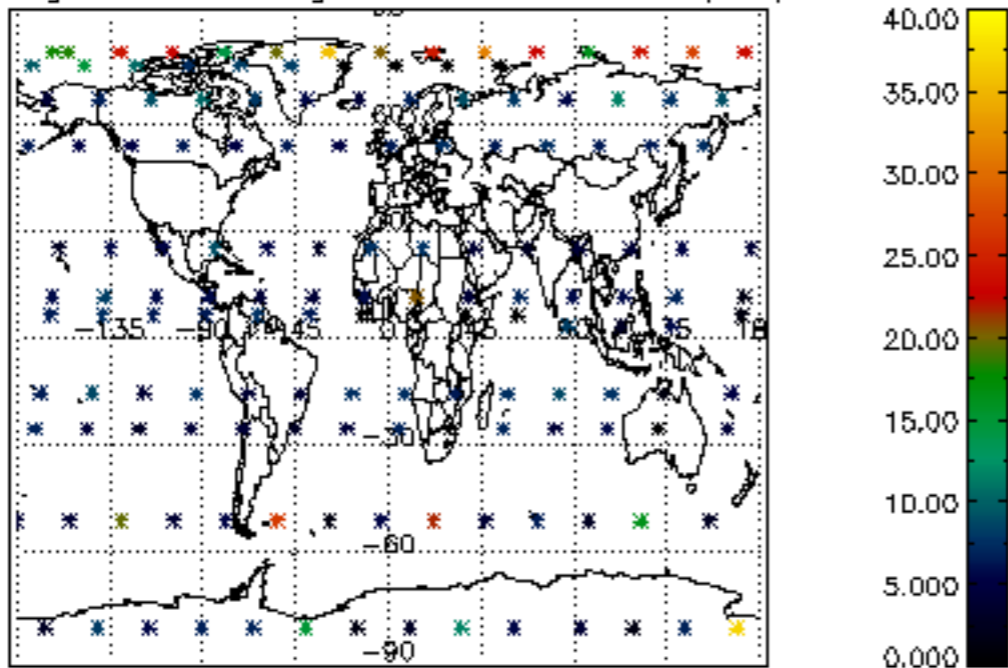
Percentage of cosmic ray hits per profile



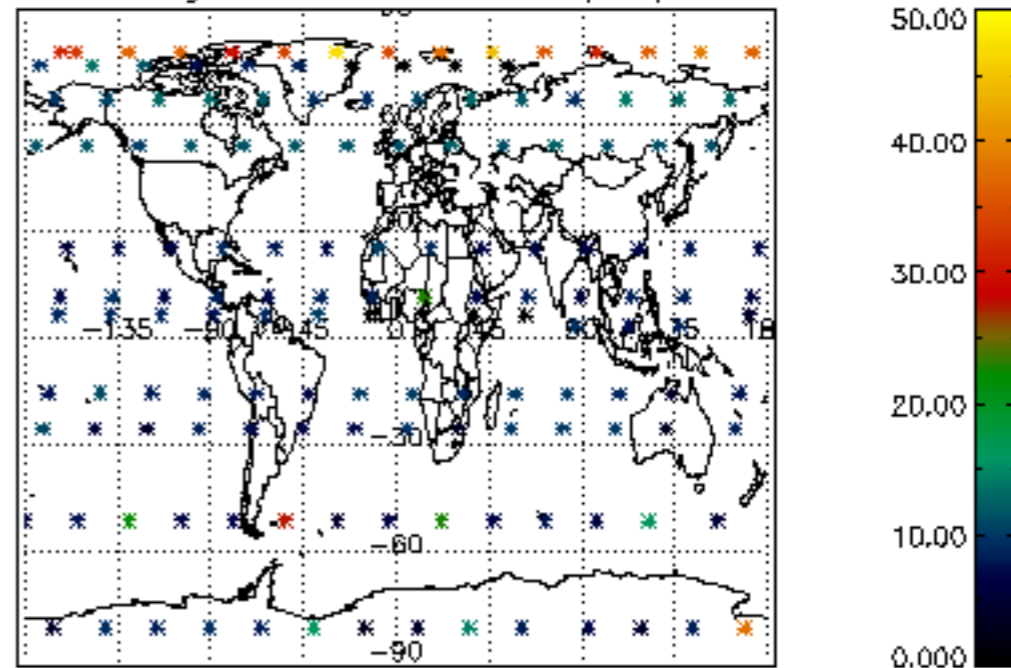
Percentage of datation errors per profile

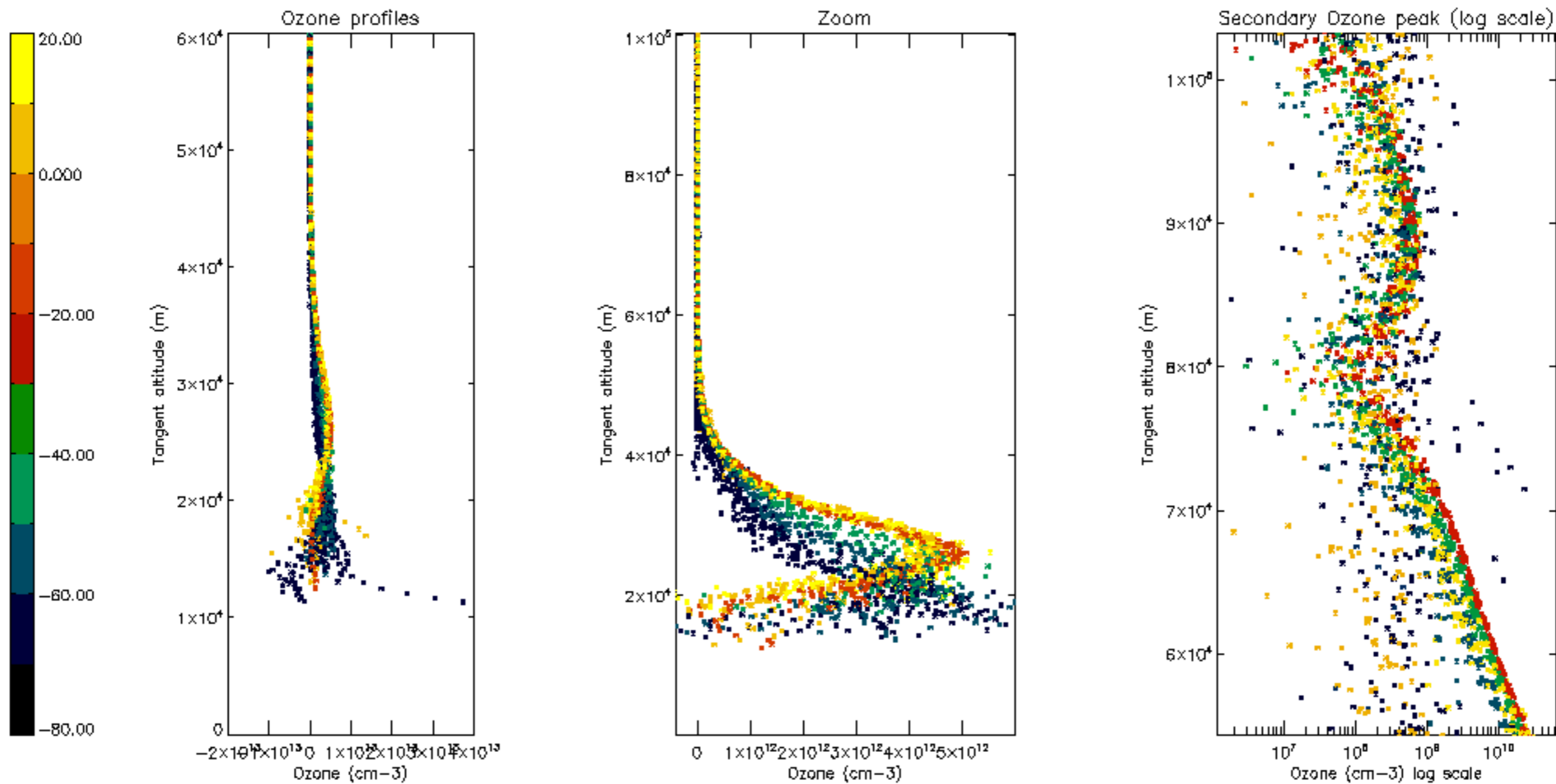


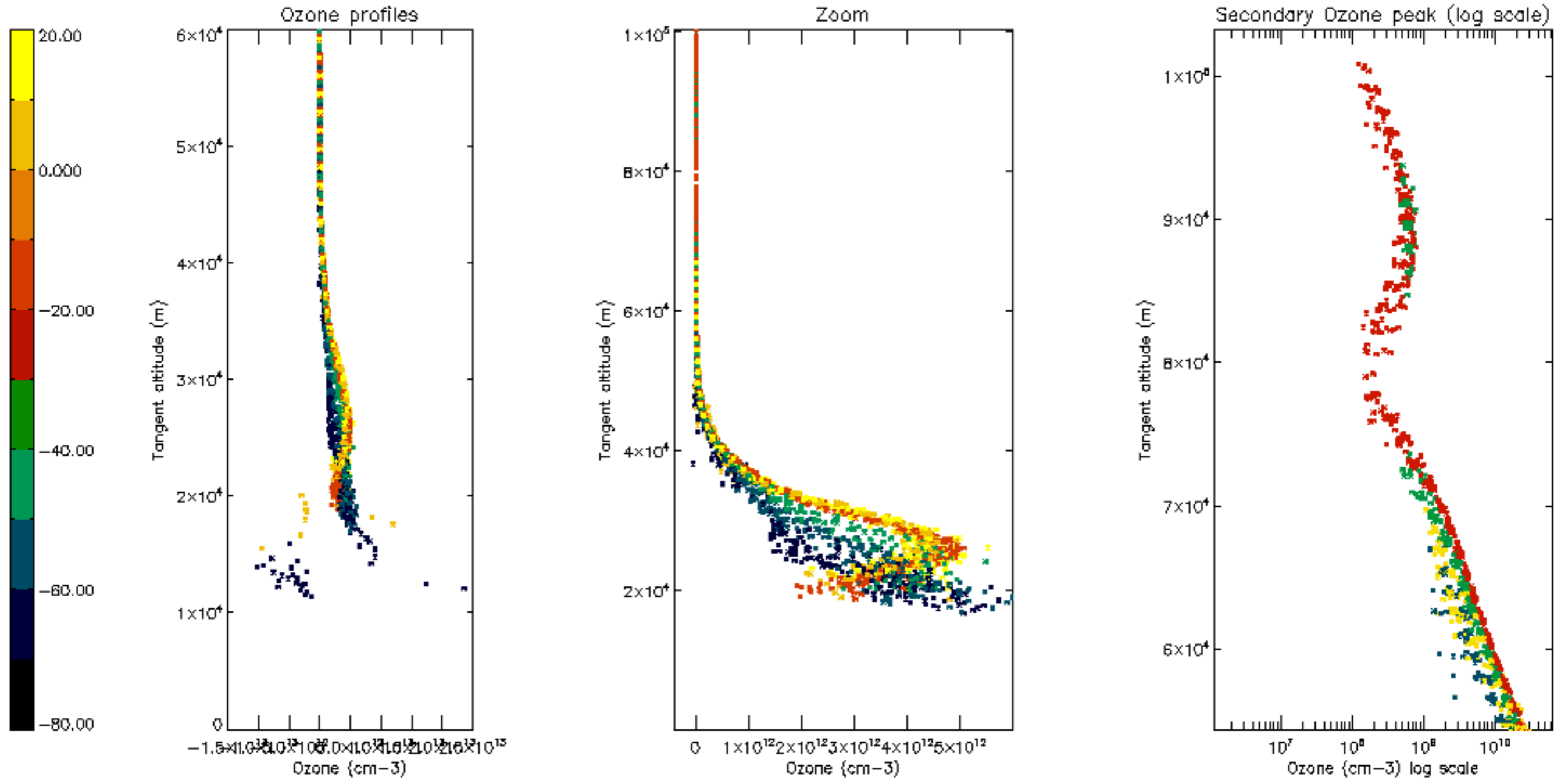
Percentage of star falling outside central band per profile

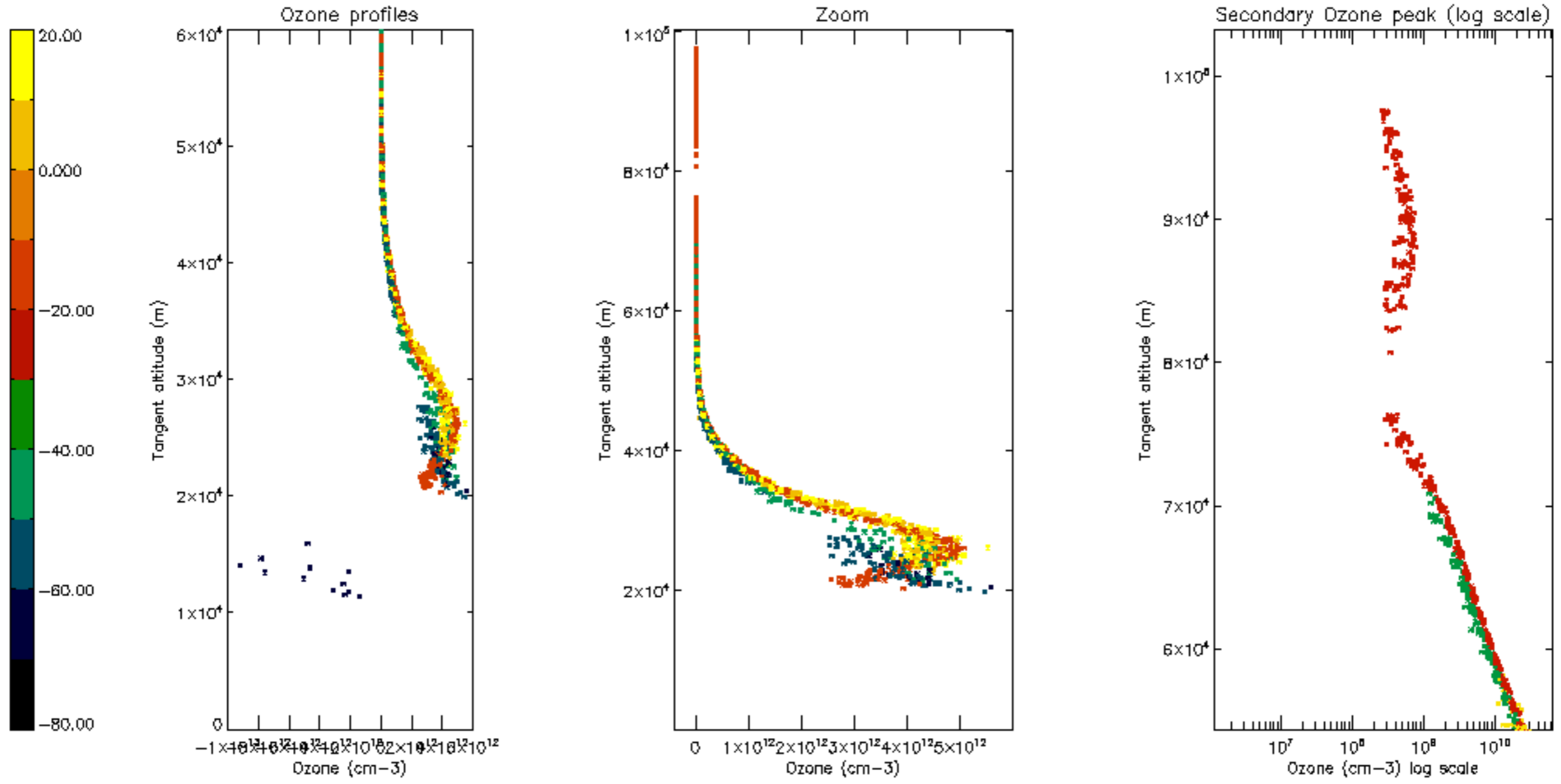


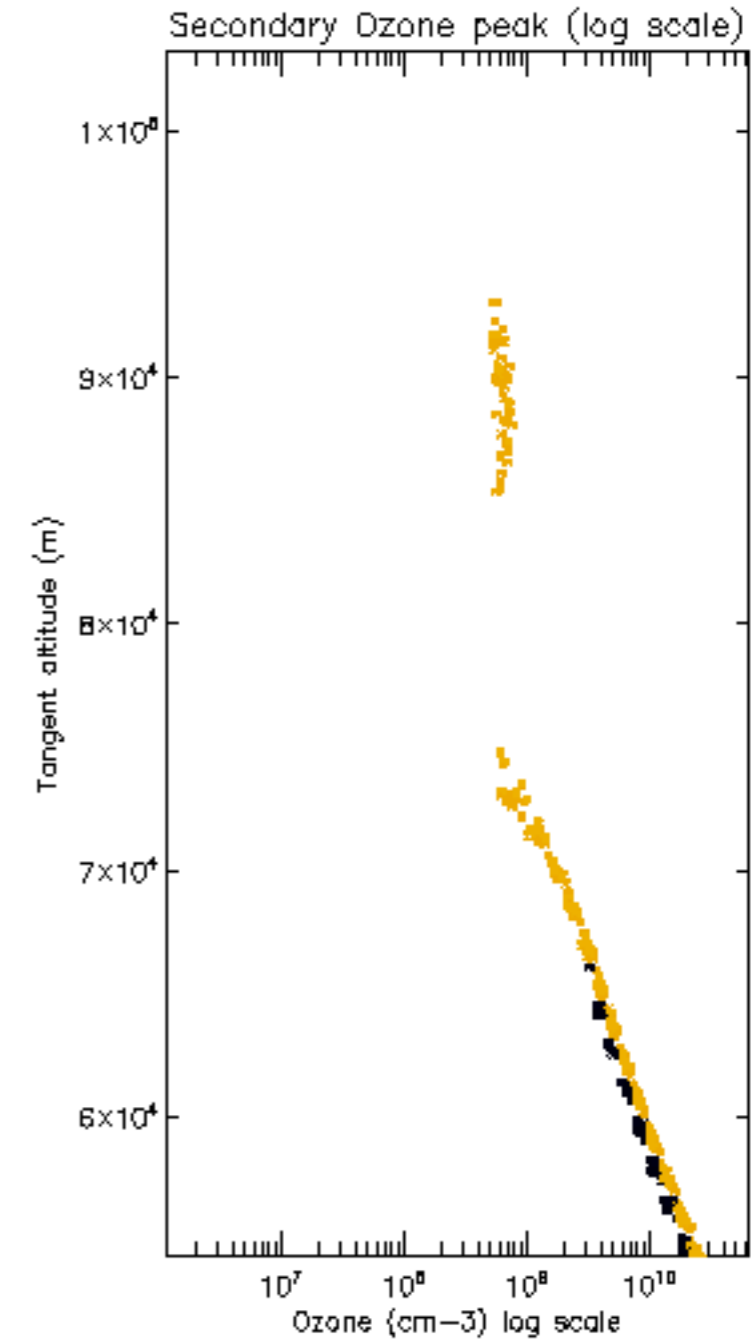
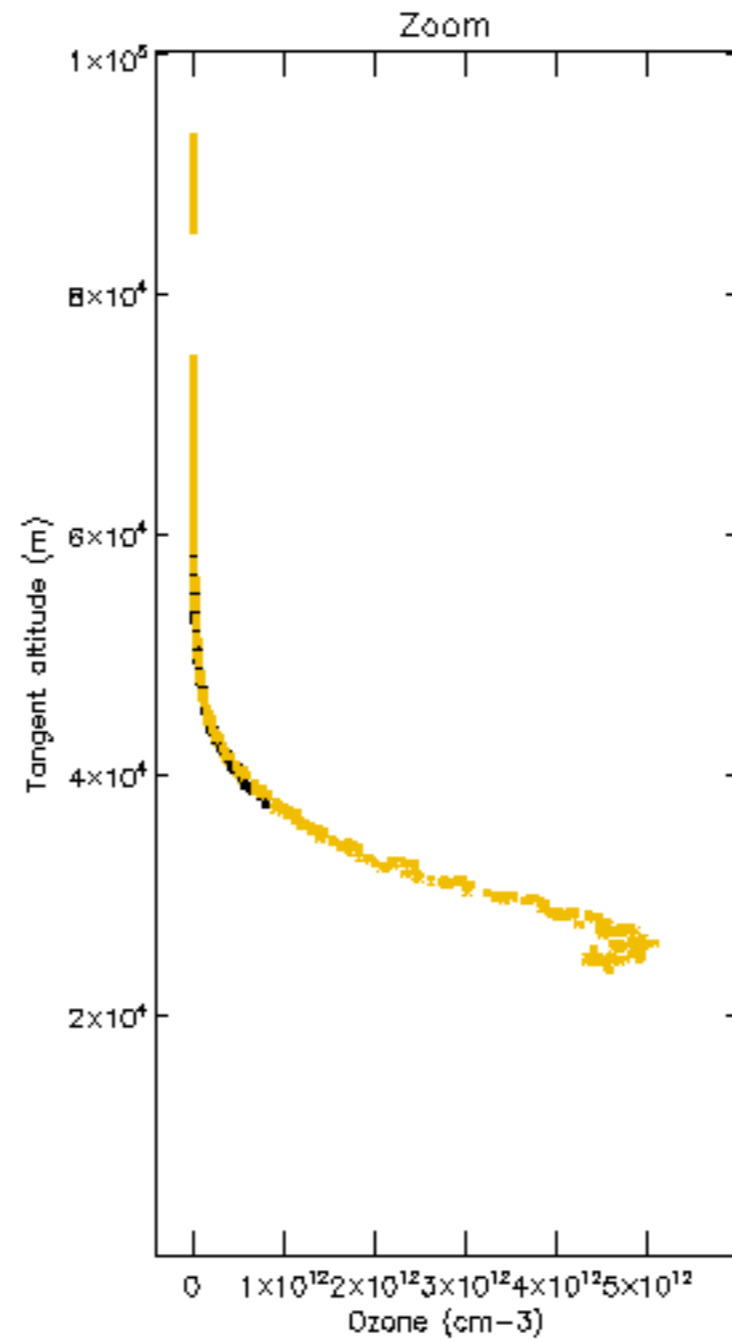
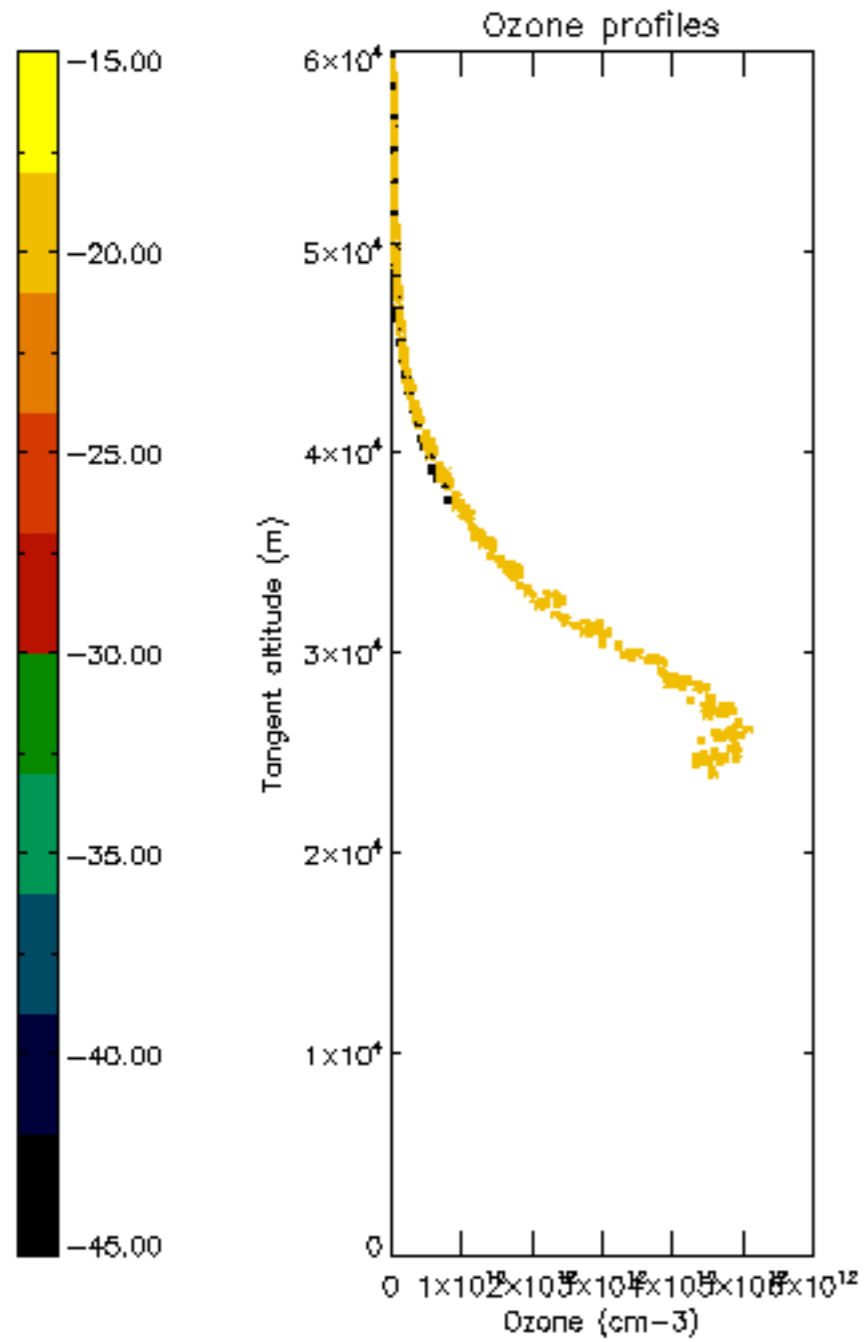
Percentage of saturation errors per profile

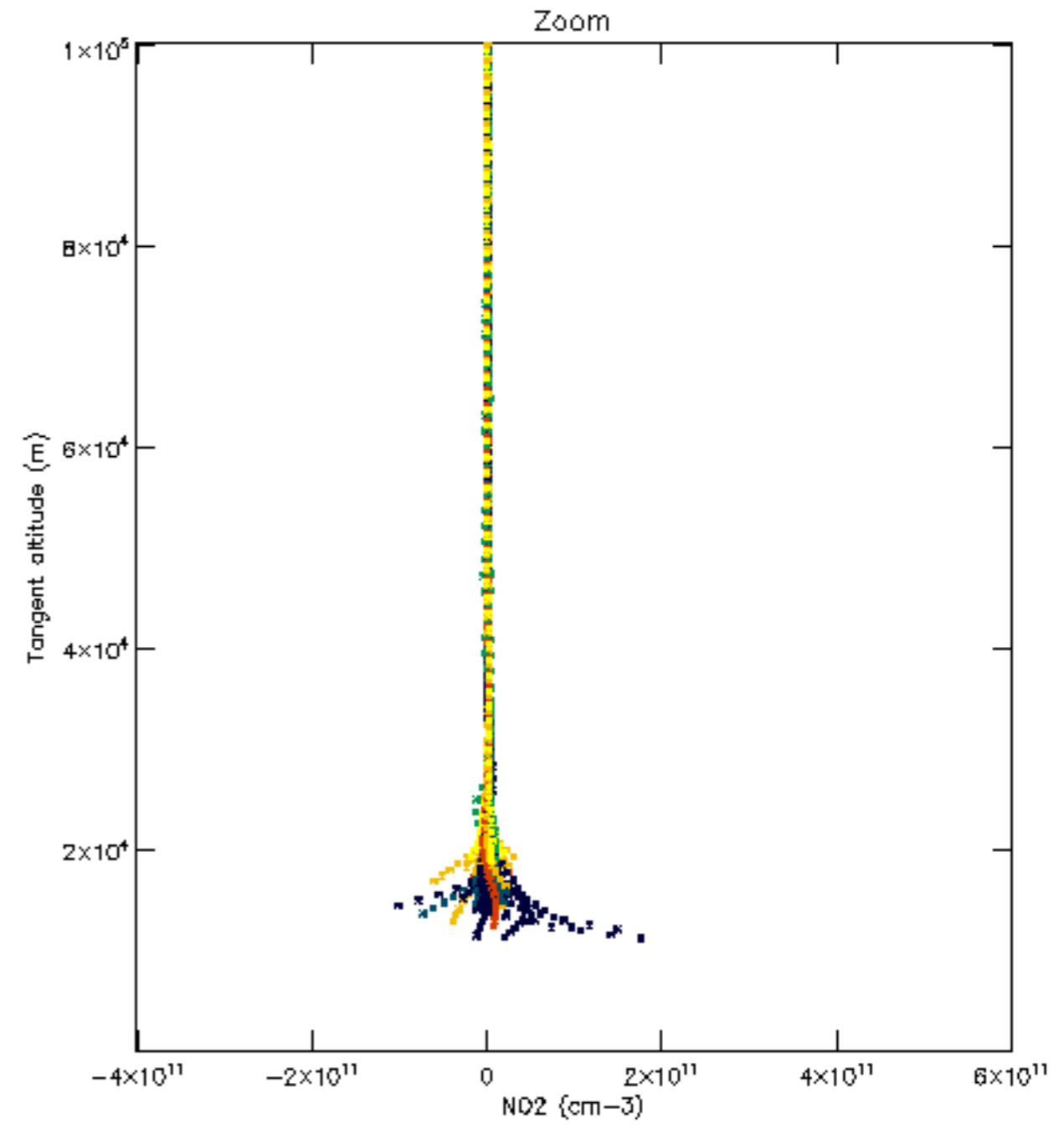
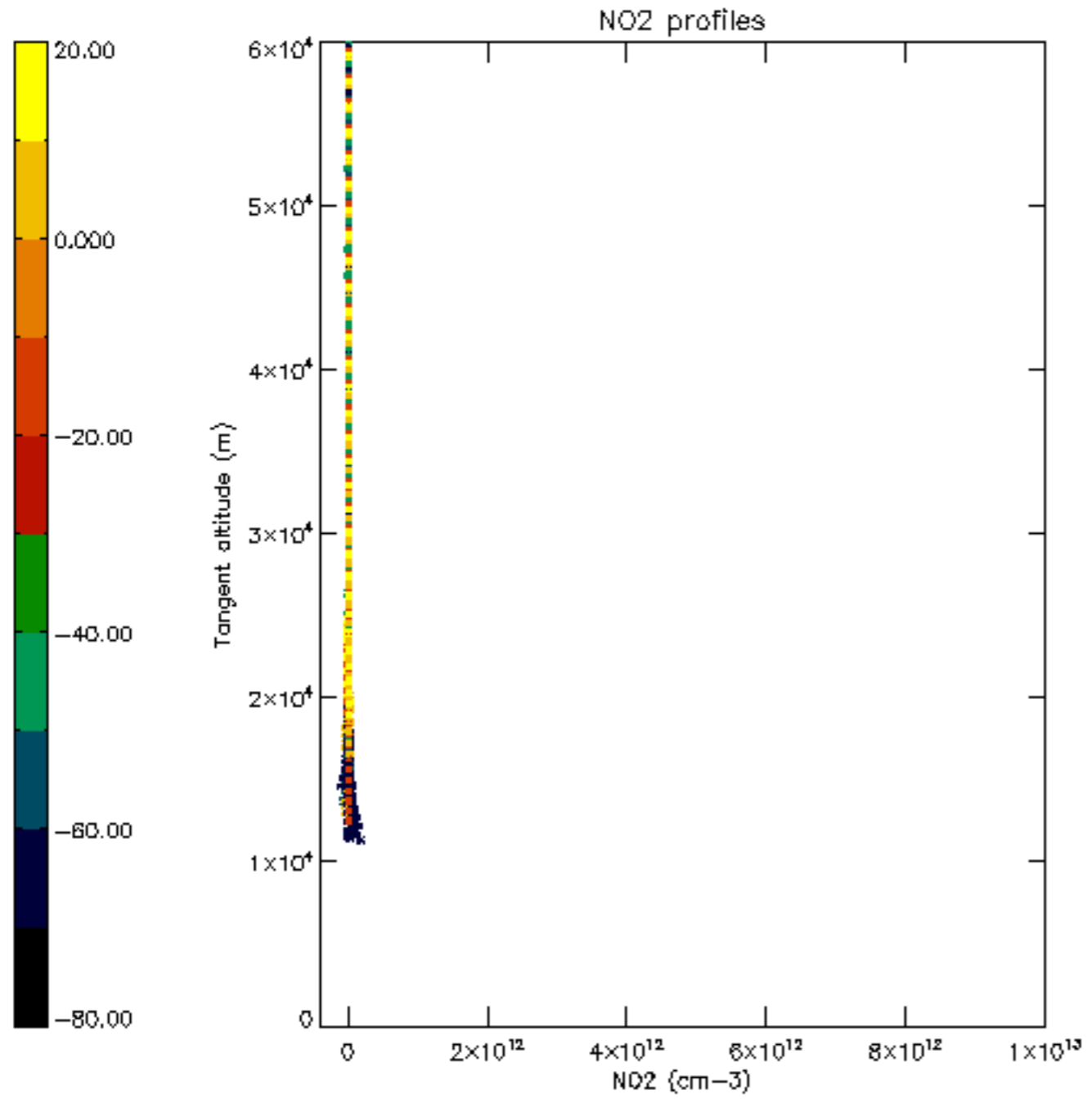


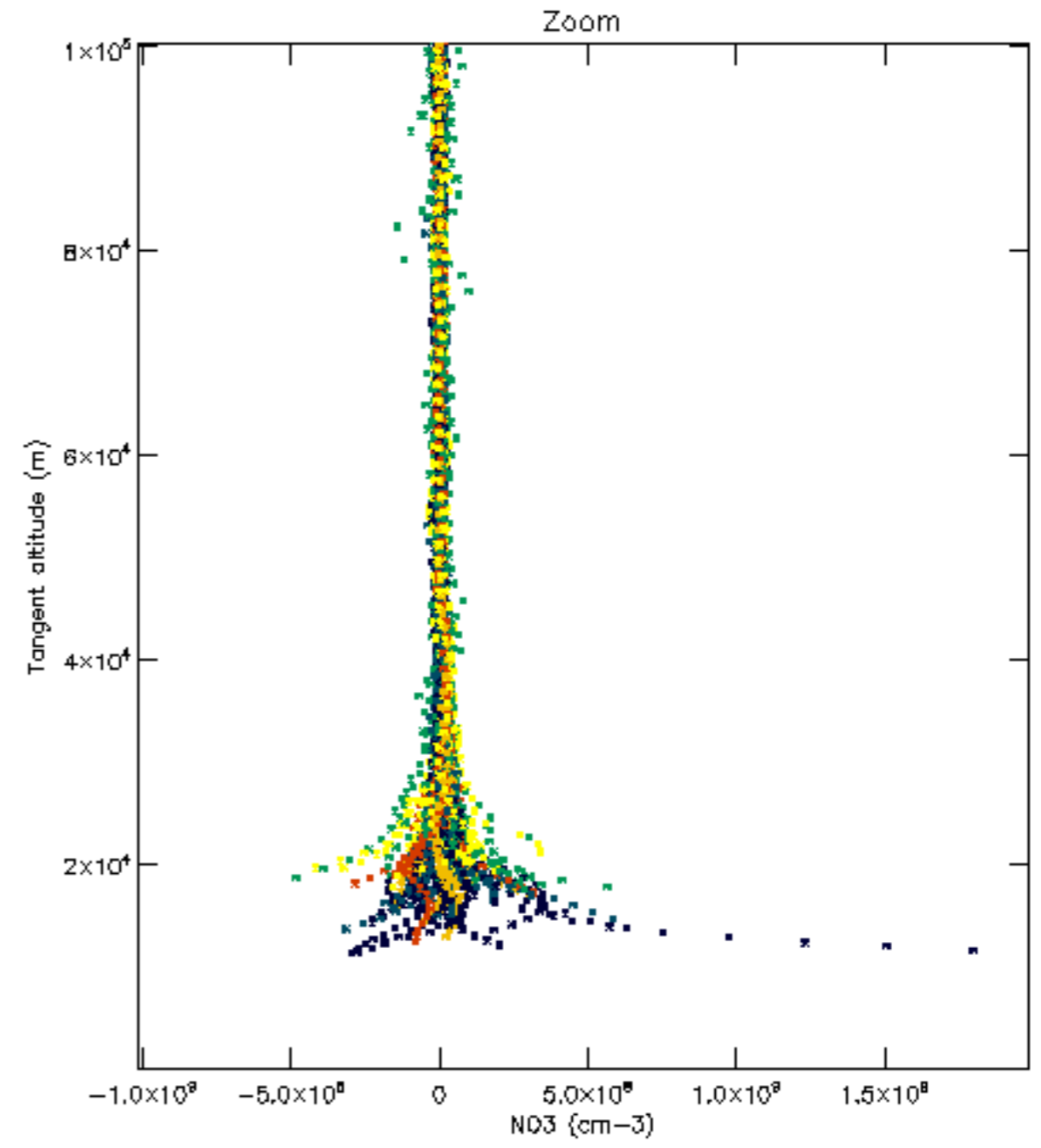
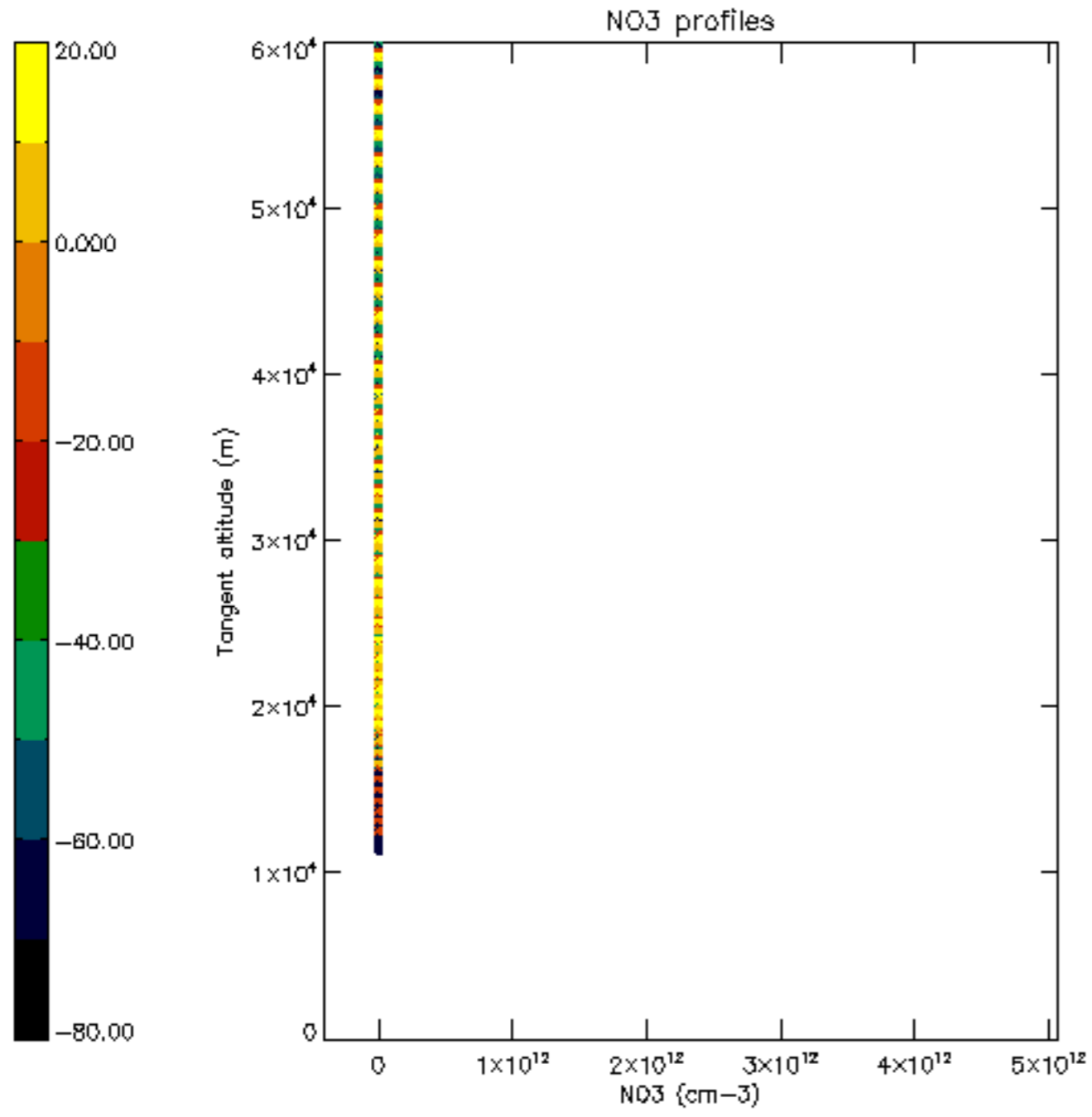


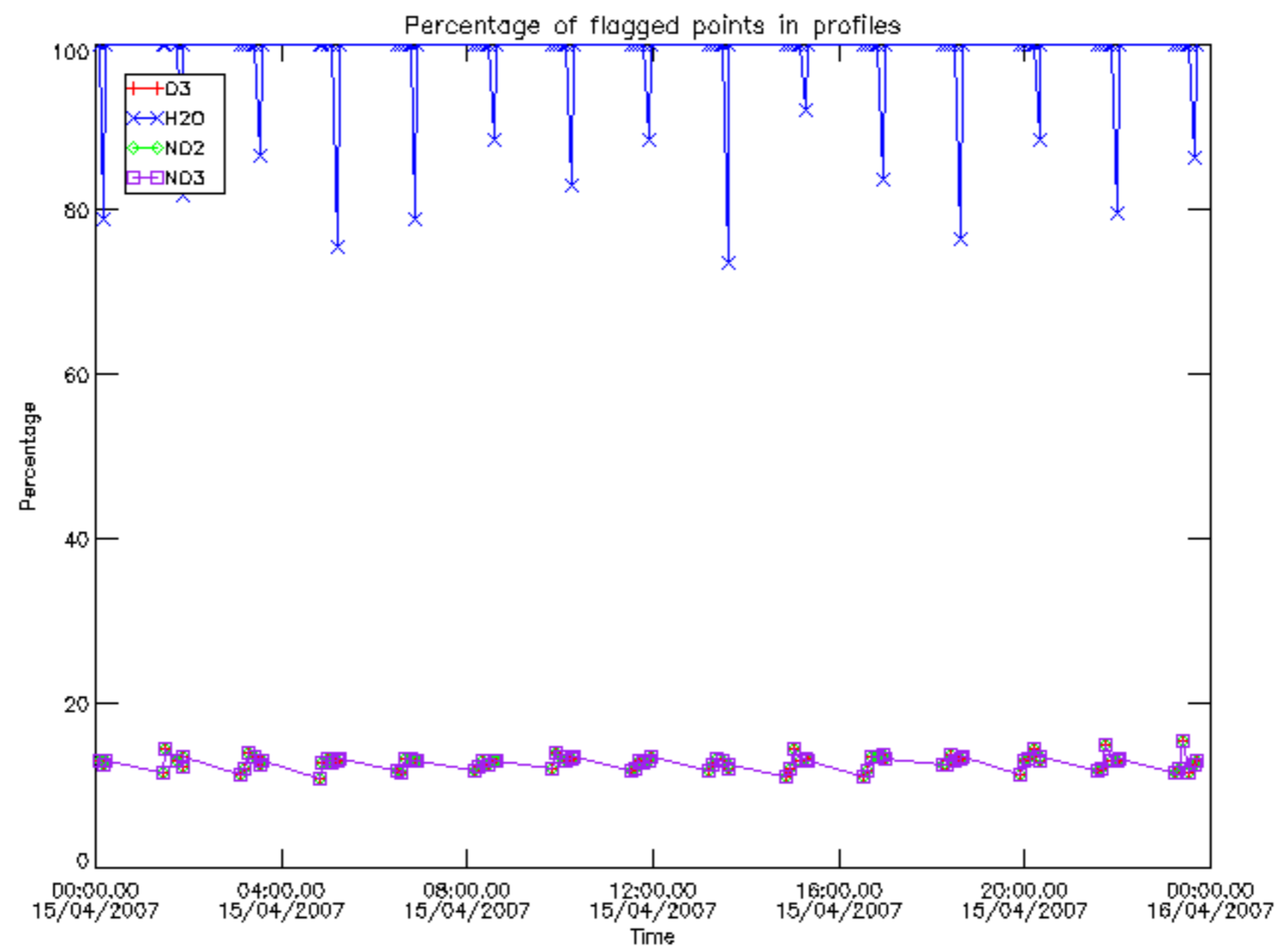




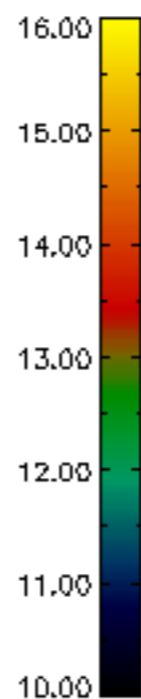
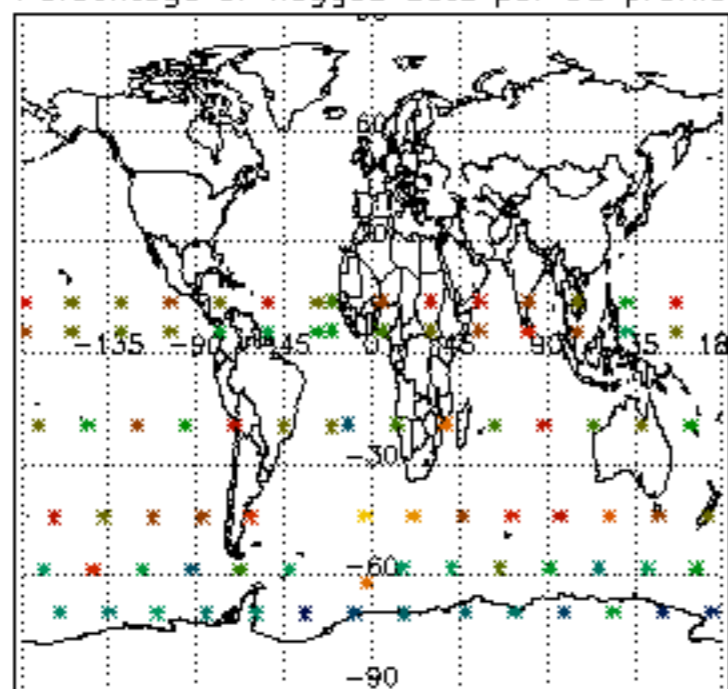




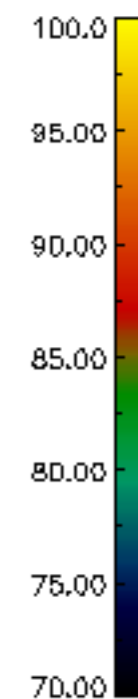
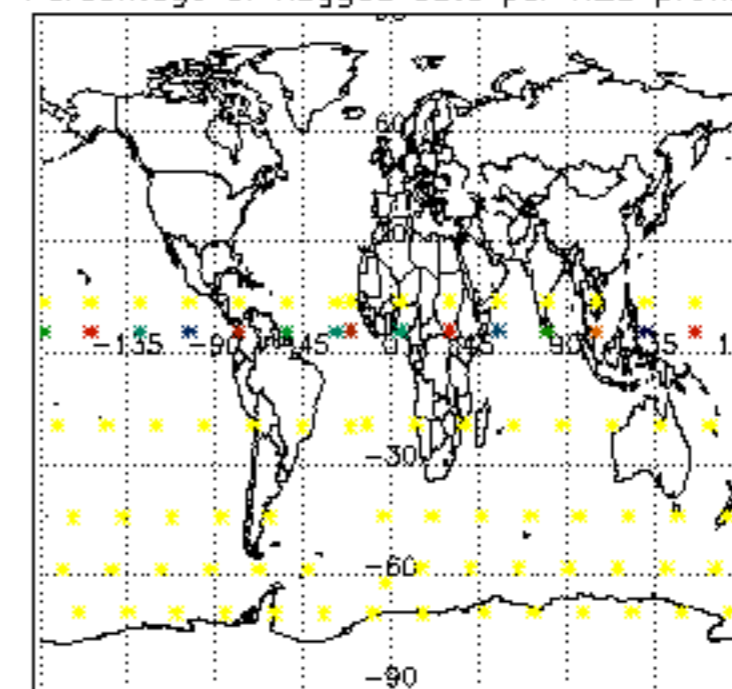




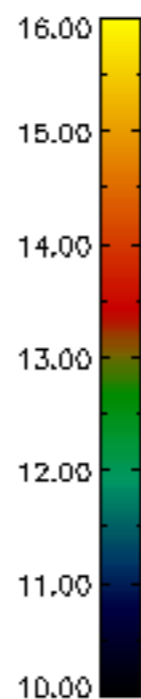
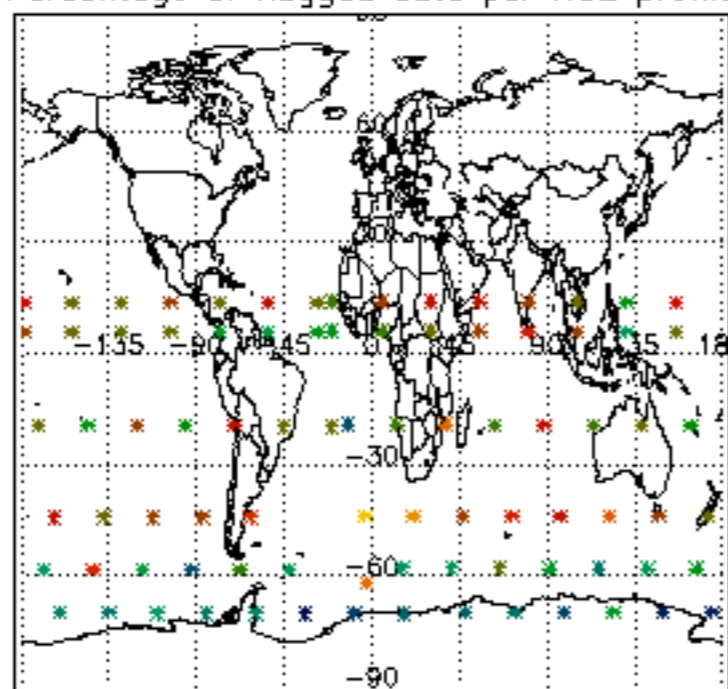
Percentage of flagged data per D3 profile



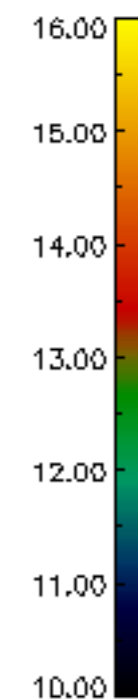
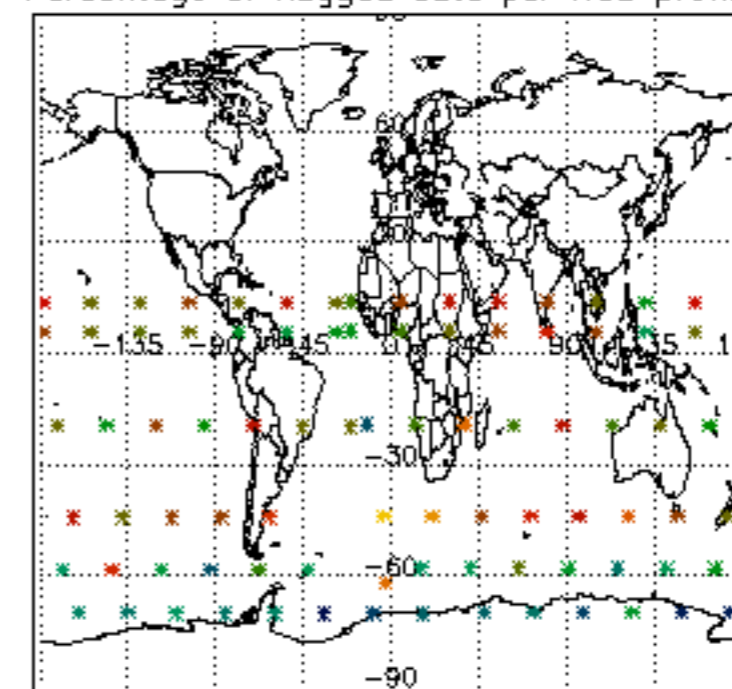
Percentage of flagged data per H2O profile

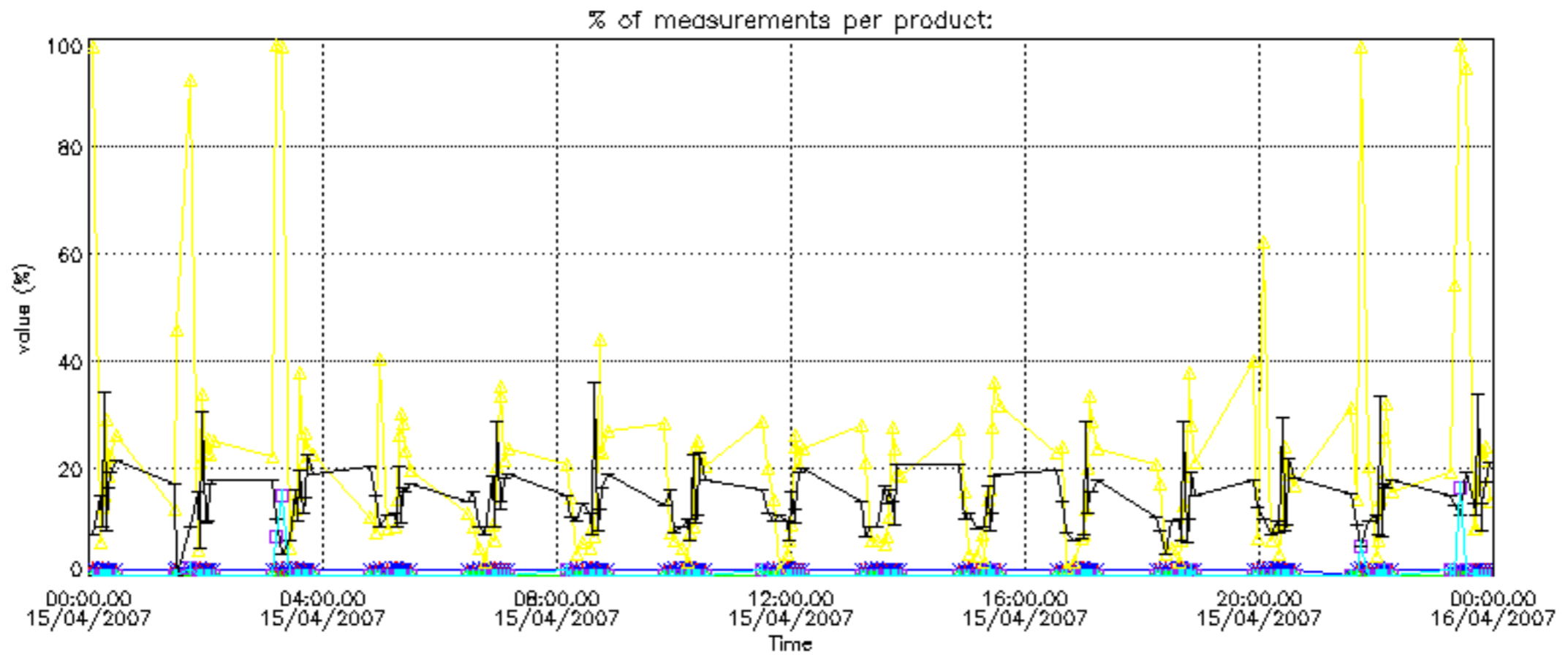


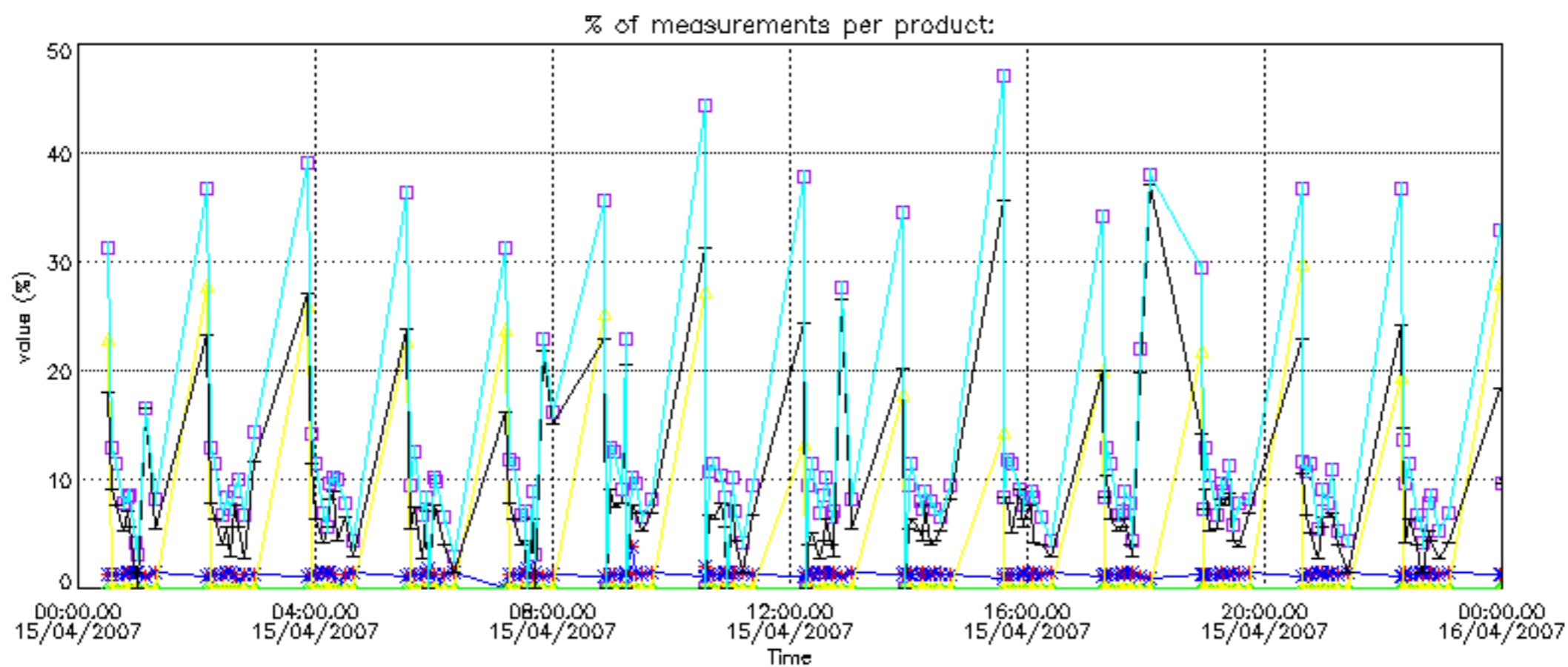
Percentage of flagged data per NO2 profile



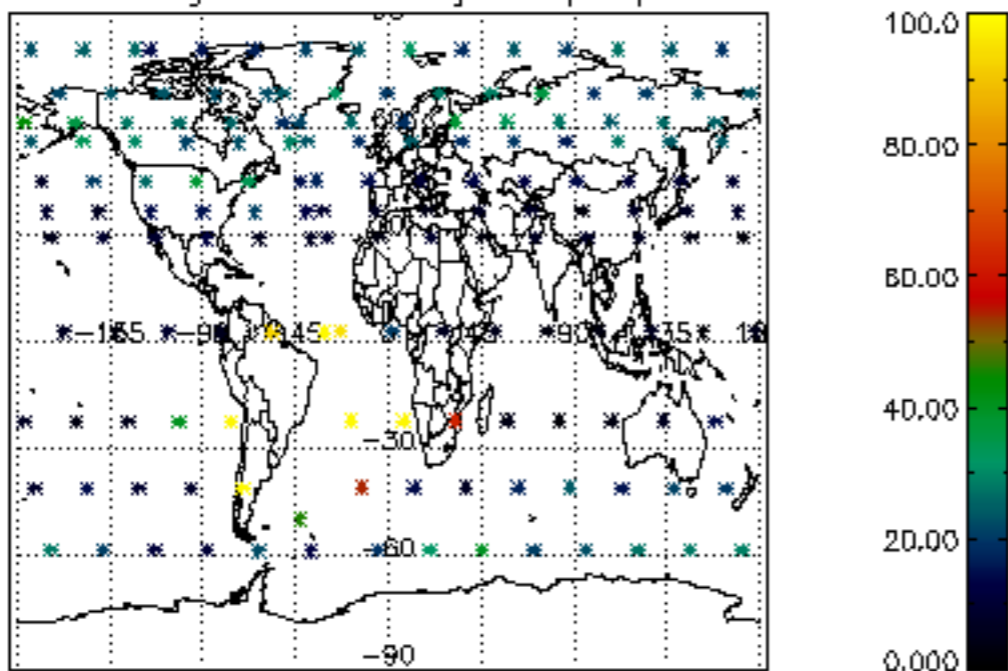
Percentage of flagged data per NO3 profile



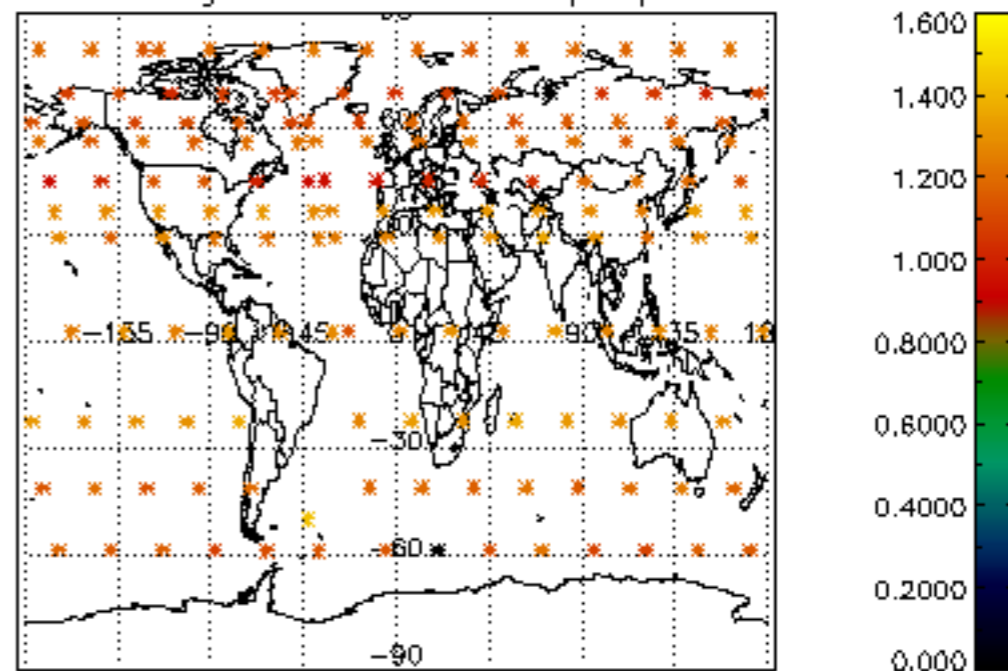




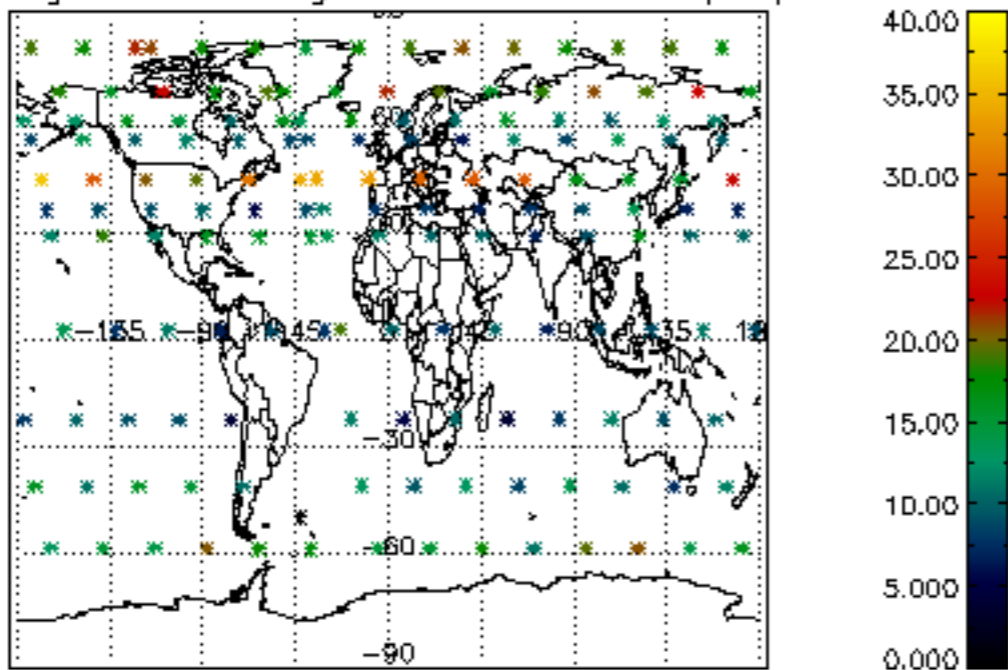
Percentage of cosmic ray hits per profile



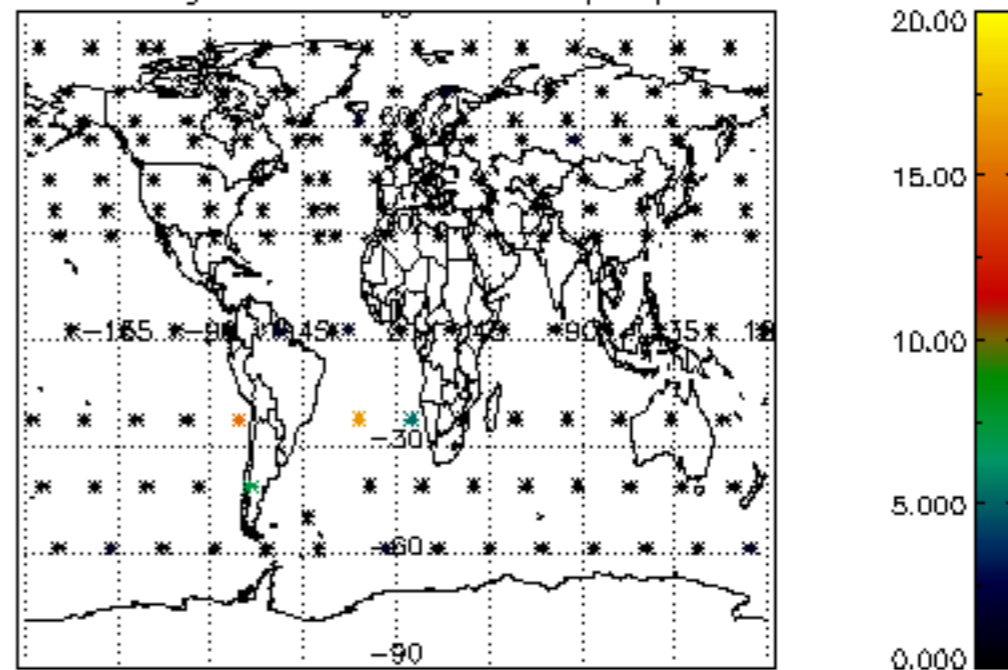
Percentage of datation errors per profile



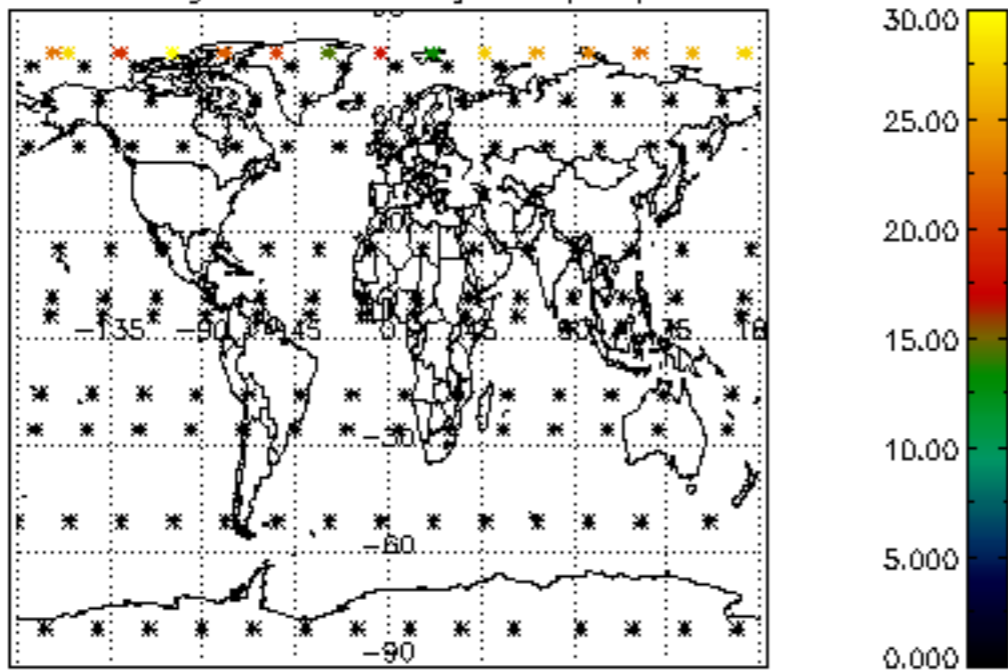
Percentage of star falling outside central band per profile



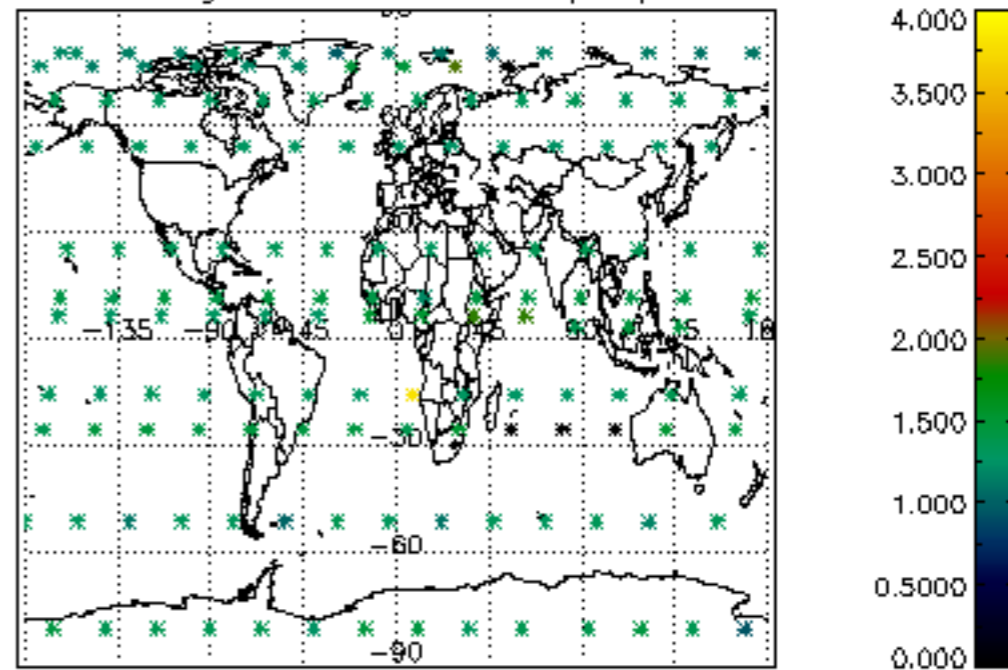
Percentage of saturation errors per profile



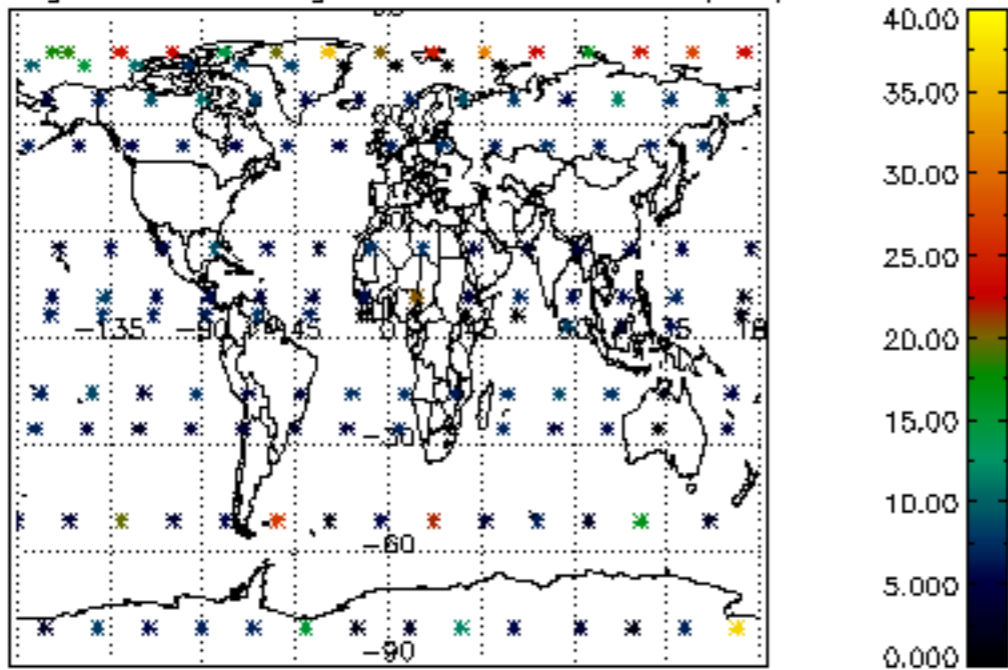
Percentage of cosmic ray hits per profile



Percentage of datation errors per profile



Percentage of star falling outside central band per profile



Percentage of saturation errors per profile

