

GOMOS Level 2 Daily Report

SUMMARY

[1. General Info](#)

[2. Summary of processed GOM_NL_2P products](#)

[3. Level 2 Quality information per product](#)

[3.1 Plot of level 2 quality information per product \(time dependant\)](#)

[3.2 Plot of level 2 quality information per product \(world map\)](#)

[4. Level 1 Quality information per product \(stored on level 2 products\)](#)

[4.1 Plot of level 1 quality information per product \(time dependant\)](#)

[4.1.1 Plot of level 1 quality information per product \(time dependant\): ASCENDING](#)

[4.1.2 Plot of level 1 quality information per product \(time dependant\): DESCENDING](#)

[4.2 Plot of level 1 quality information per product \(world map\)](#)

[4.2.1 Plot of level 1 quality information per product \(world map\): ASCENDING](#)

[4.2.2 Plot of level 1 quality information per product \(world map\): DESCENDING](#)

[5. Ozone profiles based on quality statistics and other trace gas profiles](#)

[5.1 Ozone statistics based on quality of products](#)

[5.2 Plot ozone profiles for all STD \(dark without errors\)](#)

[5.3 Plot ozone profiles where STD < 20% \(dark without errors\)](#)

[5.4. Plot ozone profiles where STD < 10% \(dark without errors\)](#)

[5.5. Plot ozone profiles where STD < 5% \(dark without errors\)](#)

[5.6 Plot NO2 profiles for all STD \(dark without errors\)](#)

[5.7 Plot NO3 profiles for all STD \(dark without errors\)](#)

[5.8 Plot H2O profiles \(only for occultations of stars 1,2,3,4,13,14,16,26,63 dark without errors\) for all STD](#)

[6. Auxiliary Data Files used for the production reported in section 2](#)

This report presents the daily analysis on parameters extracted from GOMOS level 2 data (GOM_NL__2P). It is intended to monitor some important parameters that will impact the quality of these products. A list of level 2 products (and content) that have arrived during the reporting day to the PCF is also given.

Item	Value
Time of report generation	22APR2013 18:23:35
Data source version	GOMOS/6.01
Start time of products	13-04-2007 (13APR2007 00:00:00)
Stop time of products	14-04-2007 (14APR2007 00:00:00)
Store outputs in DB	Yes
Nb of level 2 prods	320
Nb of prods with errors	0

2. Summary of processed GOM_NL__2P products.

Nr	Filename	UTC Start time	Limb	Duration	Star Id	Star Name	Star Mag	Star Temp	Nb Meas	Orbit	Prod. error
1	GOM_NL__2PRFIN20070413_000055_000000402057_00145_26752_9381.N1	13-APR-2007 00:00:55	Bright	39.500	138	47Eps Vir	2.8280	4700.0	79	26752	No
2	GOM_NL__2PRFIN20070413_000908_000000442057_00145_26752_9382.N1	13-APR-2007 00:09:08	Bright	43.500	152	12Alp2CVn	2.8900	11000.	87	26752	No
3	GOM_NL__2PRFIN20070413_001248_000000342057_00145_26752_9383.N1	13-APR-2007 00:12:48	Bright	34.000	87	64Gam UMa	2.4330	11000.	68	26752	No
4	GOM_NL__2PRFIN20070413_001405_000000372057_00145_26752_9384.N1	13-APR-2007 00:14:05	Bright	37.000	32	77Eps UMa	1.7630	11000.	74	26752	No
5	GOM_NL__2PRFIN20070413_002031_000000382057_00145_26752_9385.N1	13-APR-2007 00:20:31	Bright	38.000	60	7Bet UMi	2.0810	3950.0	76	26752	No
6	GOM_NL__2PRFIN20070413_002307_000000352057_00145_26752_9386.N1	13-APR-2007 00:23:07	Bright	35.000	49	1Alp UMi	1.9900	6300.0	70	26752	No
7	GOM_NL__2PRFIN20070413_003031_000000482057_00145_26752_9387.N1	13-APR-2007 00:30:31	Bright	47.500	89	5Alp Cep	2.4510	8000.0	95	26752	No
8	GOM_NL__2PRFIN20070413_004013_000000362057_00145_26752_9388.N1	13-APR-2007 00:40:13	Bright	35.500	164	44Eta Peg	2.9480	5400.0	71	26752	No
9	GOM_NL__2PRFIN20070413_004707_000000502057_00145_26752_9389.N1	13-APR-2007 00:47:07	Twilight	49.500	61	8Eps Peg	2.1000	3900.0	99	26752	No
10	GOM_NL__2PRFIN20070413_004935_000000432057_00145_26752_9390.N1	13-APR-2007 00:49:35	Dark	43.000	162	34Alp Aqr	2.9440	5350.0	86	26752	No
11	GOM_NL__2PRFIN20070413_005204_000000472057_00145_26752_9391.N1	13-APR-2007 00:52:04	Dark	47.000	154	22Bet Aqr	2.8990	5700.0	94	26752	No
12	GOM_NL__2PRFIN20070413_010650_000000392057_00146_26753_0122.N1	13-APR-2007 01:06:50	Dark	39.000	45	Alp Pav	1.9400	26000.	78	26753	No
13	GOM_NL__2PRFIN20070413_011358_000000422057_00146_26753_0123.N1	13-APR-2007 01:13:58	Dark	41.500	141	Bet Ara	2.8400	4600.0	83	26753	No
14	GOM_NL__2PRFIN20070413_011620_000000402057_00146_26753_0124.N1	13-APR-2007 01:16:20	Dark	40.000	134	Bet TrA	2.8100	6600.0	80	26753	No
15	GOM_NL__2PRFIN20070413_011847_000000542057_00146_26753_0125.N1	13-APR-2007 01:18:47	Straylight	53.500	4	Alp1Cen	-0.010000	5800.0	107	26753	No
16	GOM_NL__2PRFIN20070413_012154_000000422057_00146_26753_0126.N1	13-APR-2007 01:21:54	Straylight	42.000	78	Alp Lup	2.3040	28000.	84	26753	No
17	GOM_NL__2PRFIN20070413_012330_000000462057_00146_26753_0127.N1	13-APR-2007 01:23:30	Straylight	46.000	81	Eta Cen	2.3560	28000.	92	26753	No
18	GOM_NL__2PRFIN20070413_012556_000000482057_00146_26753_0128.N1	13-APR-2007 01:25:56	Straylight	47.500	54	5The Cen	2.0550	4500.0	95	26753	No
19	GOM_NL__2PRFIN20070413_013113_000000442057_00146_26753_0129.N1	13-APR-2007 01:31:13	Twilight	43.500	106	9Bet Crv	2.6480	5600.0	87	26753	No
20	GOM_NL__2PRFIN20070413_013303_000000372057_00146_26753_0130.N1	13-APR-2007 01:33:03	Bright	37.000	100	4Gam Crv	2.5800	13100.	74	26753	No
21	GOM_NL__2PRFIN20070413_013431_000000582057_00146_26753_0131.N1	13-APR-2007 01:34:31	Bright	58.000	15	67Alp Vir	0.97600	28000.	116	26753	No
22	GOM_NL__2PRFIN20070413_013736_000000392057_00146_26753_0132.N1	13-APR-2007 01:37:36	Bright	39.000	121	29Gam Vir	2.7400	7200.0	78	26753	No
23	GOM_NL__2PRFIN20070413_014131_000000402057_00146_26753_0133.N1	13-APR-2007 01:41:31	Bright	40.000	138	47Eps Vir	2.8280	4700.0	80	26753	No
24	GOM_NL__2PRFIN20070413_014944_000000392057_00146_26753_0134.N1	13-APR-2007 01:49:44	Bright	38.500	152	12Alp2CVn	2.8900	11000.	77	26753	No
25	GOM_NL__2PRFIN20070413_015324_000000362057_00146_26753_0135.N1	13-APR-2007 01:53:24	Bright	35.500	87	64Gam UMa	2.4330	11000.	71	26753	No
26	GOM_NL__2PRFIN20070413_015441_000000402057_00146_26753_0136.N1	13-APR-2007 01:54:41	Bright	39.500	32	77Eps UMa	1.7630	11000.	79	26753	No
27	GOM_NL__2PRFIN20070413_020107_000000402057_00146_26753_0137.N1	13-APR-2007 02:01:07	Bright	40.000	60	7Bet UMi	2.0810	3950.0	80	26753	No
28	GOM_NL__2PRFIN20070413_020343_000000342057_00146_26753_0138.N1	13-APR-2007 02:03:43	Bright	33.500	49	1Alp UMi	1.9900	6300.0	67	26753	No
29	GOM_NL__2PRFIN20070413_021107_000000372057_00146_26753_0139.N1	13-APR-2007 02:11:07	Bright	37.000	89	5Alp Cep	2.4510	8000.0	74	26753	No
30	GOM_NL__2PRFIN20070413_022049_000000532057_00146_26753_0140.N1	13-APR-2007 02:20:49	Bright	53.000	164	44Eta Peg	2.9480	5400.0	106	26753	No
31	GOM_NL__2PRFIN20070413_022743_000000492057_00146_26753_0141.N1	13-APR-2007 02:27:43	Twilight	49.000	61	8Eps Peg	2.1000	3900.0	98	26753	No
32	GOM_NL__2PRFIN20070413_023011_000000462057_00146_26753_0142.N1	13-APR-2007 02:30:11	Dark	45.500	162	34Alp Aqr	2.9440	5350.0	91	26753	No
33	GOM_NL__2PRFIN20070413_023241_000000482057_00146_26753_0143.N1	13-APR-2007 02:32:41	Dark	48.000	154	22Bet Aqr	2.8990	5700.0	96	26753	No
34	GOM_NL__2PRFIN20070413_024727_000000412057_00147_26754_0131.N1	13-APR-2007 02:47:27	Dark	40.500	45	Alp Pav	1.9400	26000.	81	26754	No
35	GOM_NL__2PRFIN20070413_025434_000000432057_00147_26754_0132.N1	13-APR-2007 02:54:34	Dark	42.500	141	Bet Ara	2.8400	4600.0	85	26754	No
36	GOM_NL__2PRFIN20070413_025656_000000402057_00147_26754_0133.N1	13-APR-2007 02:56:56	Dark	40.000	134	Bet TrA	2.8100	6600.0	80	26754	No
37	GOM_NL__2PRFIN20070413_025924_000000492057_00147_26754_0134.N1	13-APR-2007 02:59:24	Straylight	48.500	4	Alp1Cen	-0.010000	5800.0	97	26754	No
38	GOM_NL__2PRFIN20070413_030230_000000422057_00147_26754_0135.N1	13-APR-2007 03:02:30	Straylight	41.500	78	Alp Lup	2.3040	28000.	83	26754	No
39	GOM_NL__2PRFIN20070413_030406_000000452057_00147_26754_0136.N1	13-APR-2007 03:04:06	Straylight	44.500	81	Eta Cen	2.3560	28000.	89	26754	No
40	GOM_NL__2PRFIN20070413_030632_000000482057_00147_26754_0137.N1	13-APR-2007 03:06:32	Straylight	48.000	54	5The Cen	2.0550	4500.0	96	26754	No
41	GOM_NL__2PRFIN20070413_031149_000000412057_00147_26754_0138.N1	13-APR-2007 03:11:49	Twilight	41.000	106	9Bet Crv	2.6480	5600.0	82	26754	No
42	GOM_NL__2PRFIN20070413_031339_000000522057_00147_26754_0139.N1	13-APR-2007 03:13:39	Bright	52.000	100	4Gam Crv	2.5800	13100.	104	26754	No

43	GOM_NL__2PRFIN20070413_031507_000000482057_00147_26754_0140.N1	13-APR-2007 03:15:07	Bright	47.500	15	67Alp Vir	0.97600	28000.	95	26754	No
44	GOM_NL__2PRFIN20070413_031812_000000382057_00147_26754_0141.N1	13-APR-2007 03:18:12	Bright	38.000	121	29Gam Vir	2.7400	7200.0	76	26754	No
45	GOM_NL__2PRFIN20070413_032207_000000392057_00147_26754_0142.N1	13-APR-2007 03:22:07	Bright	38.500	138	47Eps Vir	2.8280	4700.0	77	26754	No
46	GOM_NL__2PRFIN20070413_033019_000000582057_00147_26754_0143.N1	13-APR-2007 03:30:19	Bright	58.000	152	12Alp2CVn	2.8900	11000.	116	26754	No
47	GOM_NL__2PRFIN20070413_033400_000000392057_00147_26754_0144.N1	13-APR-2007 03:34:00	Bright	39.000	87	64Gam UMa	2.4330	11000.	78	26754	No
48	GOM_NL__2PRFIN20070413_033517_000000392057_00147_26754_0145.N1	13-APR-2007 03:35:17	Bright	38.500	32	77Eps UMa	1.7630	11000.	77	26754	No
49	GOM_NL__2PRFIN20070413_034143_000000352057_00147_26754_0146.N1	13-APR-2007 03:41:43	Bright	35.000	60	7Bet UMi	2.0810	3950.0	70	26754	No
50	GOM_NL__2PRFIN20070413_034419_000000352057_00147_26754_0147.N1	13-APR-2007 03:44:19	Bright	35.000	49	1Alp UMi	1.9900	6300.0	70	26754	No
51	GOM_NL__2PRFIN20070413_035143_000000382057_00147_26754_0148.N1	13-APR-2007 03:51:43	Bright	37.500	89	5Alp Cep	2.4510	8000.0	75	26754	No
52	GOM_NL__2PRFIN20070413_040125_000000352057_00147_26754_0149.N1	13-APR-2007 04:01:25	Bright	35.000	164	44Eta Peg	2.9480	5400.0	70	26754	No
53	GOM_NL__2PRFIN20070413_040820_000000502057_00147_26754_0150.N1	13-APR-2007 04:08:20	Twilight	50.000	61	8Eps Peg	2.1000	3900.0	100	26754	No
54	GOM_NL__2PRFIN20070413_041048_000000472057_00147_26754_0151.N1	13-APR-2007 04:10:48	Dark	46.500	162	34Alp Aqr	2.9440	5350.0	93	26754	No
55	GOM_NL__2PRFIN20070413_041317_000000482057_00147_26754_0152.N1	13-APR-2007 04:13:17	Dark	47.500	154	22Bet Aqr	2.8990	5700.0	95	26754	No
56	GOM_NL__2PRFIN20070413_042803_000000392057_00148_26755_9521.N1	13-APR-2007 04:28:03	Dark	38.500	45	Alp Pav	1.9400	26000.	77	26755	No
57	GOM_NL__2PRFIN20070413_043511_000000462057_00148_26755_9522.N1	13-APR-2007 04:35:11	Dark	46.000	141	Bet Ara	2.8400	4600.0	92	26755	No
58	GOM_NL__2PRFIN20070413_043733_000000412057_00148_26755_9523.N1	13-APR-2007 04:37:33	Dark	40.500	134	Bet TrA	2.8100	6600.0	81	26755	No
59	GOM_NL__2PRFIN20070413_044000_000000452057_00148_26755_9524.N1	13-APR-2007 04:40:00	Straylight	44.500	4	Alp1Cen	-0.010000	5800.0	89	26755	No
60	GOM_NL__2PRFIN20070413_044306_000000412057_00148_26755_9525.N1	13-APR-2007 04:43:06	Straylight	41.000	78	Alp Lup	2.3040	28000.	82	26755	No
61	GOM_NL__2PRFIN20070413_044442_000000432057_00148_26755_9526.N1	13-APR-2007 04:44:42	Straylight	43.000	81	Eta Cen	2.3560	28000.	86	26755	No
62	GOM_NL__2PRFIN20070413_044709_000000492057_00148_26755_9527.N1	13-APR-2007 04:47:09	Straylight	49.000	54	5The Cen	2.0550	4500.0	98	26755	No
63	GOM_NL__2PRFIN20070413_045225_000000432057_00148_26755_9528.N1	13-APR-2007 04:52:25	Twi_and_stray	43.000	106	9Bet Crv	2.6480	5600.0	86	26755	No
64	GOM_NL__2PRFIN20070413_045415_000000382057_00148_26755_9529.N1	13-APR-2007 04:54:15	Bright	37.500	100	4Gam Crv	2.5800	13100.	75	26755	No
65	GOM_NL__2PRFIN20070413_045544_000000442057_00148_26755_9530.N1	13-APR-2007 04:55:44	Bright	43.500	15	67Alp Vir	0.97600	28000.	87	26755	No
66	GOM_NL__2PRFIN20070413_045848_000000382057_00148_26755_9531.N1	13-APR-2007 04:58:48	Bright	38.000	121	29Gam Vir	2.7400	7200.0	76	26755	No
67	GOM_NL__2PRFIN20070413_050243_000000412057_00148_26755_9532.N1	13-APR-2007 05:02:43	Bright	41.000	138	47Eps Vir	2.8280	4700.0	82	26755	No
68	GOM_NL__2PRFIN20070413_051055_000000382057_00148_26755_9533.N1	13-APR-2007 05:10:55	Bright	37.500	152	12Alp2CVn	2.8900	11000.	75	26755	No
69	GOM_NL__2PRFIN20070413_051436_000000372057_00148_26755_9534.N1	13-APR-2007 05:14:36	Bright	36.500	87	64Gam UMa	2.4330	11000.	73	26755	No
70	GOM_NL__2PRFIN20070413_051552_000000392057_00148_26755_9535.N1	13-APR-2007 05:15:52	Bright	39.000	32	77Eps UMa	1.7630	11000.	78	26755	No
71	GOM_NL__2PRFIN20070413_052218_000000382057_00148_26755_9536.N1	13-APR-2007 05:22:18	Bright	37.500	60	7Bet UMi	2.0810	3950.0	75	26755	No
72	GOM_NL__2PRFIN20070413_052455_000000362057_00148_26755_9537.N1	13-APR-2007 05:24:55	Bright	35.500	49	1Alp UMi	1.9900	6300.0	71	26755	No
73	GOM_NL__2PRFIN20070413_053219_000000382057_00148_26755_9538.N1	13-APR-2007 05:32:19	Bright	38.000	89	5Alp Cep	2.4510	8000.0	76	26755	No
74	GOM_NL__2PRFIN20070413_054202_000000372057_00148_26755_9539.N1	13-APR-2007 05:42:02	Bright	36.500	164	44Eta Peg	2.9480	5400.0	73	26755	No
75	GOM_NL__2PRFIN20070413_054856_000000502057_00148_26755_9540.N1	13-APR-2007 05:48:56	Twilight	50.000	61	8Eps Peg	2.1000	3900.0	100	26755	No
76	GOM_NL__2PRFIN20070413_055124_000000442057_00148_26755_9541.N1	13-APR-2007 05:51:24	Dark	44.000	162	34Alp Aqr	2.9440	5350.0	88	26755	No
77	GOM_NL__2PRFIN20070413_055354_000000482057_00148_26755_9542.N1	13-APR-2007 05:53:54	Dark	47.500	154	22Bet Aqr	2.8990	5700.0	95	26755	No
78	GOM_NL__2PRFIN20070413_060840_000000382057_00149_26756_9539.N1	13-APR-2007 06:08:40	Dark	38.000	45	Alp Pav	1.9400	26000.	76	26756	No
79	GOM_NL__2PRFIN20070413_061548_000000452057_00149_26756_9540.N1	13-APR-2007 06:15:48	Dark	44.500	141	Bet Ara	2.8400	4600.0	89	26756	No
80	GOM_NL__2PRFIN20070413_061809_000000372057_00149_26756_9541.N1	13-APR-2007 06:18:09	Dark	37.000	134	Bet TrA	2.8100	6600.0	74	26756	No
81	GOM_NL__2PRFIN20070413_062036_000000532057_00149_26756_9542.N1	13-APR-2007 06:20:36	Straylight	53.000	4	Alp1Cen	-0.010000	5800.0	106	26756	No
82	GOM_NL__2PRFIN20070413_062343_000000422057_00149_26756_9543.N1	13-APR-2007 06:23:43	Straylight	42.000	78	Alp Lup	2.3040	28000.	84	26756	No
83	GOM_NL__2PRFIN20070413_062519_000000452057_00149_26756_9544.N1	13-APR-2007 06:25:19	Straylight	45.000	81	Eta Cen	2.3560	28000.	90	26756	No
84	GOM_NL__2PRFIN20070413_062745_000000482057_00149_26756_9545.N1	13-APR-2007 06:27:45	Straylight	48.000	54	5The Cen	2.0550	4500.0	96	26756	No
85	GOM_NL__2PRFIN20070413_063301_000000402057_00149_26756_9546.N1	13-APR-2007 06:33:01	Twi_and_stray	40.000	106	9Bet Crv	2.6480	5600.0	80	26756	No
86	GOM_NL__2PRFIN20070413_063452_000000382057_00149_26756_9547.N1	13-APR-2007 06:34:52	Bright	38.000	100	4Gam Crv	2.5800	13100.	76	26756	No
87	GOM_NL__2PRFIN20070413_063620_000000462057_00149_26756_9548.N1	13-APR-2007 06:36:20	Bright	46.000	15	67Alp Vir	0.97600	28000.	92	26756	No
88	GOM_NL__2PRFIN20070413_063924_000000392057_00149_26756_9549.N1	13-APR-2007 06:39:24	Bright	39.000	121	29Gam Vir	2.7400	7200.0	78	26756	No
89	GOM_NL__2PRFIN20070413_064318_000000412057_00149_26756_9550.N1	13-APR-2007 06:43:18	Bright	40.500	138	47Eps Vir	2.8280	4700.0	81	26756	No
90	GOM_NL__2PRFIN20070413_065131_000000382057_00149_26756_9551.N1	13-APR-2007 06:51:31	Bright	37.500	152	12Alp2CVn	2.8900	11000.	75	26756	No
91	GOM_NL__2PRFIN20070413_065512_000000352057_00149_26756_9552.N1	13-APR-2007 06:55:12	Bright	35.000	87	64Gam UMa	2.4330	11000.	70	26756	No
92	GOM_NL__2PRFIN20070413_065628_000000382057_00149_26756_9553.N1	13-APR-2007 06:56:28	Bright	37.500	32	77Eps UMa	1.7630	11000.	75	26756	No
93	GOM_NL__2PRFIN20070413_070254_000000402057_00149_26756_9554.N1	13-APR-2007 07:02:54	Bright	39.500	60	7Bet UMi	2.0810	3950.0	79	26756	No
94	GOM_NL__2PRFIN20070413_070531_000000362057_00149_26756_9555.N1	13-APR-2007 07:05:31	Bright	35.500	49	1Alp UMi	1.9900	6300.0	71	26756	No
95	GOM_NL__2PRFIN20070413_071255_000000492057_00149_26756_9556.N1	13-APR-2007 07:12:55	Bright	49.000	89	5Alp Cep	2.4510	8000.0	98	26756	No
96	GOM_NL__2PRFIN20070413_072238_000000362057_00149_26756_9557.N1	13-APR-2007 07:22:38	Bright	36.000	164	44Eta Peg	2.9480	5400.0	72	26756	No
97	GOM_NL__2PRFIN20070413_072932_000000522057_00149_26756_9558.N1	13-APR-2007 07:29:32	Twilight	51.500	61	8Eps Peg	2.1000	3900.0	103	26756	No
98	GOM_NL__2PRFIN20070413_073201_000000442057_00149_26756_9559.N1	13-APR-2007 07:32:01	Dark	44.000	162	34Alp Aqr	2.9440	5350.0	88	26756	No
99	GOM_NL__2PRFIN20070413_073430_000000492057_00149_26756_9560.N1	13-APR-2007 07:34:30	Dark	49.000	154	22Bet Aqr	2.8990	5700.0	98	26756	No
100	GOM_NL__2PRFIN20070413_073656_000000422057_00149_26756_9561.N1	13-APR-2007 07:36:56	Dark	42.000	142	49Del Cap	2.8500	8900.0	84	26756	No
101	GOM_NL__2PRFIN20070413_074916_000000412057_00150_26757_9567.N1	13-APR-2007 07:49:16	Dark	40.500	45	Alp Pav	1.9400	26000.	81	26757	No

102	GOM_NL__2PRFIN20070413_075624_000000532057_00150_26757_9568.N1	13-APR-2007 07:56:24	Dark	52.500	141	Bet Ara	2.8400	4600.0	105	26757	No
103	GOM_NL__2PRFIN20070413_075846_000000392057_00150_26757_9569.N1	13-APR-2007 07:58:46	Dark	38.500	134	Bet TrA	2.8100	6600.0	77	26757	No
104	GOM_NL__2PRFIN20070413_080113_000000452057_00150_26757_9570.N1	13-APR-2007 08:01:13	Straylight	44.500	4	Alp1Cen	-0.010000	5800.0	89	26757	No
105	GOM_NL__2PRFIN20070413_080419_000000422057_00150_26757_9571.N1	13-APR-2007 08:04:19	Straylight	41.500	78	Alp Lup	2.3040	28000.	83	26757	No
106	GOM_NL__2PRFIN20070413_080555_000000442057_00150_26757_9572.N1	13-APR-2007 08:05:55	Straylight	44.000	81	Eta Cen	2.3560	28000.	88	26757	No
107	GOM_NL__2PRFIN20070413_080821_000000482057_00150_26757_9573.N1	13-APR-2007 08:08:21	Straylight	48.000	54	5The Cen	2.0550	4500.0	96	26757	No
108	GOM_NL__2PRFIN20070413_081337_000000452057_00150_26757_9574.N1	13-APR-2007 08:13:37	Twl_and_stray	44.500	106	9Bet Crv	2.6480	5600.0	89	26757	No
109	GOM_NL__2PRFIN20070413_081528_000000402057_00150_26757_9575.N1	13-APR-2007 08:15:28	Bright	39.500	100	4Gam Crv	2.5800	13100.	79	26757	No
110	GOM_NL__2PRFIN20070413_081656_000000452057_00150_26757_9576.N1	13-APR-2007 08:16:56	Bright	44.500	15	67Alp Vir	0.97600	28000.	89	26757	No
111	GOM_NL__2PRFIN20070413_082000_000000392057_00150_26757_9577.N1	13-APR-2007 08:20:00	Bright	38.500	121	29Gam Vir	2.7400	7200.0	77	26757	No
112	GOM_NL__2PRFIN20070413_082354_000000422057_00150_26757_9578.N1	13-APR-2007 08:23:54	Bright	41.500	138	47Eps Vir	2.8280	4700.0	83	26757	No
113	GOM_NL__2PRFIN20070413_083207_000000382057_00150_26757_9579.N1	13-APR-2007 08:32:07	Bright	38.000	152	12Alp2CVn	2.8900	11000.	76	26757	No
114	GOM_NL__2PRFIN20070413_083548_000000362057_00150_26757_9580.N1	13-APR-2007 08:35:48	Bright	36.000	87	64Gam UMa	2.4330	11000.	72	26757	No
115	GOM_NL__2PRFIN20070413_083704_000000372057_00150_26757_9581.N1	13-APR-2007 08:37:04	Bright	36.500	32	77Eps UMa	1.7630	11000.	73	26757	No
116	GOM_NL__2PRFIN20070413_084330_000000392057_00150_26757_9582.N1	13-APR-2007 08:43:30	Bright	39.000	60	7Bet UMi	2.0810	3950.0	78	26757	No
117	GOM_NL__2PRFIN20070413_084607_000000352057_00150_26757_9583.N1	13-APR-2007 08:46:07	Bright	34.500	49	1Alp UMi	1.9900	6300.0	69	26757	No
118	GOM_NL__2PRFIN20070413_085330_000000432057_00150_26757_9584.N1	13-APR-2007 08:53:30	Bright	42.500	89	5Alp Cep	2.4510	8000.0	85	26757	No
119	GOM_NL__2PRFIN20070413_090314_000000362057_00150_26757_9585.N1	13-APR-2007 09:03:14	Bright	35.500	164	44Eta Peg	2.9480	5400.0	71	26757	No
120	GOM_NL__2PRFIN20070413_091009_000000492057_00150_26757_9586.N1	13-APR-2007 09:10:09	Twilight	48.500	61	8Eps Peg	2.1000	3900.0	97	26757	No
121	GOM_NL__2PRFIN20070413_091237_000000442057_00150_26757_9587.N1	13-APR-2007 09:12:37	Dark	44.000	162	34Alp Aqr	2.9440	5350.0	88	26757	No
122	GOM_NL__2PRFIN20070413_091507_000000462057_00150_26757_9588.N1	13-APR-2007 09:15:07	Dark	46.000	154	22Bet Aqr	2.8990	5700.0	92	26757	No
123	GOM_NL__2PRFIN20070413_091732_000000412057_00150_26757_9589.N1	13-APR-2007 09:17:32	Dark	41.000	142	49Del Cap	2.8500	8900.0	82	26757	No
124	GOM_NL__2PRFIN20070413_092953_000000412057_00151_26758_9582.N1	13-APR-2007 09:29:53	Dark	40.500	45	Alp Pav	1.9400	26000.	81	26758	No
125	GOM_NL__2PRFIN20070413_093701_000000432057_00151_26758_9583.N1	13-APR-2007 09:37:01	Dark	43.000	141	Bet Ara	2.8400	4600.0	86	26758	No
126	GOM_NL__2PRFIN20070413_093922_000000392057_00151_26758_9584.N1	13-APR-2007 09:39:22	Dark	38.500	134	Bet TrA	2.8100	6600.0	77	26758	No
127	GOM_NL__2PRFIN20070413_094149_000000532057_00151_26758_9585.N1	13-APR-2007 09:41:49	Straylight	52.500	4	Alp1Cen	-0.010000	5800.0	105	26758	No
128	GOM_NL__2PRFIN20070413_094456_000000432057_00151_26758_9586.N1	13-APR-2007 09:44:56	Straylight	42.500	78	Alp Lup	2.3040	28000.	85	26758	No
129	GOM_NL__2PRFIN20070413_094632_000000432057_00151_26758_9587.N1	13-APR-2007 09:46:32	Straylight	43.000	81	Eta Cen	2.3560	28000.	86	26758	No
130	GOM_NL__2PRFIN20070413_094858_000000492057_00151_26758_9588.N1	13-APR-2007 09:48:58	Straylight	49.000	54	5The Cen	2.0550	4500.0	98	26758	No
131	GOM_NL__2PRFIN20070413_095413_000000422057_00151_26758_9589.N1	13-APR-2007 09:54:13	Twl_and_stray	41.500	106	9Bet Crv	2.6480	5600.0	83	26758	No
132	GOM_NL__2PRFIN20070413_095604_000000502057_00151_26758_9590.N1	13-APR-2007 09:56:04	Bright	50.000	100	4Gam Crv	2.5800	13100.	100	26758	No
133	GOM_NL__2PRFIN20070413_095731_000000452057_00151_26758_9591.N1	13-APR-2007 09:57:31	Bright	44.500	15	67Alp Vir	0.97600	28000.	89	26758	No
134	GOM_NL__2PRFIN20070413_100036_000000402057_00151_26758_9592.N1	13-APR-2007 10:00:36	Bright	39.500	121	29Gam Vir	2.7400	7200.0	79	26758	No
135	GOM_NL__2PRFIN20070413_100430_000000412057_00151_26758_9593.N1	13-APR-2007 10:04:30	Bright	41.000	138	47Eps Vir	2.8280	4700.0	82	26758	No
136	GOM_NL__2PRFIN20070413_101242_000000392057_00151_26758_9594.N1	13-APR-2007 10:12:42	Bright	38.500	152	12Alp2CVn	2.8900	11000.	77	26758	No
137	GOM_NL__2PRFIN20070413_101623_000000362057_00151_26758_9595.N1	13-APR-2007 10:16:23	Bright	36.000	87	64Gam UMa	2.4330	11000.	72	26758	No
138	GOM_NL__2PRFIN20070413_101739_000000402057_00151_26758_9596.N1	13-APR-2007 10:17:39	Bright	40.000	32	77Eps UMa	1.7630	11000.	80	26758	No
139	GOM_NL__2PRFIN20070413_102405_000000382057_00151_26758_9597.N1	13-APR-2007 10:24:05	Bright	38.000	60	7Bet UMi	2.0810	3950.0	76	26758	No
140	GOM_NL__2PRFIN20070413_102643_000000362057_00151_26758_9598.N1	13-APR-2007 10:26:43	Bright	36.000	49	1Alp UMi	1.9900	6300.0	72	26758	No
141	GOM_NL__2PRFIN20070413_103406_000000392057_00151_26758_9599.N1	13-APR-2007 10:34:06	Bright	38.500	89	5Alp Cep	2.4510	8000.0	77	26758	No
142	GOM_NL__2PRFIN20070413_104350_000000352057_00151_26758_9600.N1	13-APR-2007 10:43:50	Bright	35.000	164	44Eta Peg	2.9480	5400.0	70	26758	No
143	GOM_NL__2PRFIN20070413_105045_000000502057_00151_26758_9601.N1	13-APR-2007 10:50:45	Twilight	49.500	61	8Eps Peg	2.1000	3900.0	99	26758	No
144	GOM_NL__2PRFIN20070413_105313_000000452057_00151_26758_9602.N1	13-APR-2007 10:53:13	Dark	45.000	162	34Alp Aqr	2.9440	5350.0	90	26758	No
145	GOM_NL__2PRFIN20070413_105543_000000482057_00151_26758_9603.N1	13-APR-2007 10:55:43	Dark	47.500	154	22Bet Aqr	2.8990	5700.0	95	26758	No
146	GOM_NL__2PRFIN20070413_105809_000000422057_00151_26758_9604.N1	13-APR-2007 10:58:09	Dark	42.000	142	49Del Cap	2.8500	8900.0	84	26758	No
147	GOM_NL__2PRFIN20070413_111029_000000392057_00152_26759_9594.N1	13-APR-2007 11:10:29	Dark	38.500	45	Alp Pav	1.9400	26000.	77	26759	No
148	GOM_NL__2PRFIN20070413_111738_000000432057_00152_26759_9595.N1	13-APR-2007 11:17:38	Dark	43.000	141	Bet Ara	2.8400	4600.0	86	26759	No
149	GOM_NL__2PRFIN20070413_111958_000000402057_00152_26759_9596.N1	13-APR-2007 11:19:58	Dark	39.500	134	Bet TrA	2.8100	6600.0	79	26759	No
150	GOM_NL__2PRFIN20070413_112225_000000472057_00152_26759_9597.N1	13-APR-2007 11:22:25	Straylight	47.000	4	Alp1Cen	-0.010000	5800.0	94	26759	No
151	GOM_NL__2PRFIN20070413_112532_000000452057_00152_26759_9598.N1	13-APR-2007 11:25:32	Straylight	44.500	78	Alp Lup	2.3040	28000.	89	26759	No
152	GOM_NL__2PRFIN20070413_112708_000000442057_00152_26759_9599.N1	13-APR-2007 11:27:08	Straylight	44.000	81	Eta Cen	2.3560	28000.	88	26759	No
153	GOM_NL__2PRFIN20070413_112934_000000492057_00152_26759_9600.N1	13-APR-2007 11:29:34	Straylight	49.000	54	5The Cen	2.0550	4500.0	98	26759	No
154	GOM_NL__2PRFIN20070413_113449_000000432057_00152_26759_9601.N1	13-APR-2007 11:34:49	Twl_and_stray	42.500	106	9Bet Crv	2.6480	5600.0	85	26759	No
155	GOM_NL__2PRFIN20070413_113640_000000392057_00152_26759_9602.N1	13-APR-2007 11:36:40	Bright	39.000	100	4Gam Crv	2.5800	13100.	78	26759	No
156	GOM_NL__2PRFIN20070413_113807_000000442057_00152_26759_9603.N1	13-APR-2007 11:38:07	Bright	43.500	15	67Alp Vir	0.97600	28000.	87	26759	No
157	GOM_NL__2PRFIN20070413_114112_000000392057_00152_26759_9604.N1	13-APR-2007 11:41:12	Bright	38.500	121	29Gam Vir	2.7400	7200.0	77	26759	No
158	GOM_NL__2PRFIN20070413_114505_000000402057_00152_26759_9605.N1	13-APR-2007 11:45:05	Bright	40.000	138	47Eps Vir	2.8280	4700.0	80	26759	No
159	GOM_NL__2PRFIN20070413_115318_000000392057_00152_26759_9606.N1	13-APR-2007 11:53:18	Bright	38.500	152	12Alp2CVn	2.8900	11000.	77	26759	No
160	GOM_NL__2PRFIN20070413_115659_000000342057_00152_26759_9607.N1	13-APR-2007 11:56:59	Bright	34.000	87	64Gam UMa	2.4330	11000.	68	26759	No

161	GOM_NL__2PRFIN20070413_115815_000000372057_00152_26759_9608.N1	13-APR-2007 11:58:15	Bright	36.500	32	77Eps UMa	1.7630	11000.	73	26759	No
162	GOM_NL__2PRFIN20070413_120441_000000372057_00152_26759_9609.N1	13-APR-2007 12:04:41	Bright	37.000	60	7Bet UMi	2.0810	3950.0	74	26759	No
163	GOM_NL__2PRFIN20070413_120719_000000332057_00152_26759_9610.N1	13-APR-2007 12:07:19	Bright	33.000	49	1Alp UMi	1.9900	6300.0	66	26759	No
164	GOM_NL__2PRFIN20070413_121442_000000372057_00152_26759_9611.N1	13-APR-2007 12:14:42	Bright	36.500	89	5Alp Cep	2.4510	8000.0	73	26759	No
165	GOM_NL__2PRFIN20070413_122426_000000362057_00152_26759_9612.N1	13-APR-2007 12:24:26	Bright	36.000	164	44Eta Peg	2.9480	5400.0	72	26759	No
166	GOM_NL__2PRFIN20070413_123121_000000532057_00152_26759_9613.N1	13-APR-2007 12:31:21	Twilight	52.500	61	8Eps Peg	2.1000	3900.0	105	26759	No
167	GOM_NL__2PRFIN20070413_123350_000000452057_00152_26759_9614.N1	13-APR-2007 12:33:50	Dark	45.000	162	34Alp Aqr	2.9440	5350.0	90	26759	No
168	GOM_NL__2PRFIN20070413_123620_000000482057_00152_26759_9615.N1	13-APR-2007 12:36:20	Dark	48.000	154	22Bet Aqr	2.8990	5700.0	96	26759	No
169	GOM_NL__2PRFIN20070413_123845_000000432057_00152_26759_9616.N1	13-APR-2007 12:38:45	Dark	42.500	142	49Del Cap	2.8500	8900.0	85	26759	No
170	GOM_NL__2PRFIN20070413_125105_000000392057_00153_26760_9622.N1	13-APR-2007 12:51:05	Dark	38.500	45	Alp Pav	1.9400	26000.	77	26760	No
171	GOM_NL__2PRFIN20070413_125814_000000442057_00153_26760_9623.N1	13-APR-2007 12:58:14	Dark	44.000	141	Bet Ara	2.8400	4600.0	88	26760	No
172	GOM_NL__2PRFIN20070413_130035_000000402057_00153_26760_9624.N1	13-APR-2007 13:00:35	Dark	39.500	134	Bet TrA	2.8100	6600.0	79	26760	No
173	GOM_NL__2PRFIN20070413_130302_000000462057_00153_26760_9625.N1	13-APR-2007 13:03:02	Straylight	45.500	4	Alp1Cen	-0.010000	5800.0	91	26760	No
174	GOM_NL__2PRFIN20070413_130608_000000422057_00153_26760_9626.N1	13-APR-2007 13:06:08	Straylight	41.500	78	Alp Lup	2.3040	28000.	83	26760	No
175	GOM_NL__2PRFIN20070413_130744_000000452057_00153_26760_9627.N1	13-APR-2007 13:07:44	Straylight	45.000	81	Eta Cen	2.3560	28000.	90	26760	No
176	GOM_NL__2PRFIN20070413_131010_000000492057_00153_26760_9628.N1	13-APR-2007 13:10:10	Straylight	49.000	54	5The Cen	2.0550	4500.0	98	26760	No
177	GOM_NL__2PRFIN20070413_131525_000000432057_00153_26760_9629.N1	13-APR-2007 13:15:25	Twi_and_stray	43.000	106	9Bet Crv	2.6480	5600.0	86	26760	No
178	GOM_NL__2PRFIN20070413_131716_000000482057_00153_26760_9630.N1	13-APR-2007 13:17:16	Bright	48.000	100	4Gam Crv	2.5800	13100.	96	26760	No
179	GOM_NL__2PRFIN20070413_131843_000000422057_00153_26760_9631.N1	13-APR-2007 13:18:43	Bright	42.000	15	67Alp Vir	0.97600	28000.	84	26760	No
180	GOM_NL__2PRFIN20070413_132147_000000392057_00153_26760_9632.N1	13-APR-2007 13:21:47	Bright	38.500	121	29Gam Vir	2.7400	7200.0	77	26760	No
181	GOM_NL__2PRFIN20070413_132541_000000412057_00153_26760_9633.N1	13-APR-2007 13:25:41	Bright	41.000	138	47Eps Vir	2.8280	4700.0	82	26760	No
182	GOM_NL__2PRFIN20070413_133353_000000382057_00153_26760_9634.N1	13-APR-2007 13:33:53	Bright	37.500	152	12Alp2CVn	2.8900	11000.	75	26760	No
183	GOM_NL__2PRFIN20070413_133735_000000362057_00153_26760_9635.N1	13-APR-2007 13:37:35	Bright	36.000	87	64Gam UMa	2.4330	11000.	72	26760	No
184	GOM_NL__2PRFIN20070413_133851_000000382057_00153_26760_9636.N1	13-APR-2007 13:38:51	Bright	38.000	32	77Eps UMa	1.7630	11000.	76	26760	No
185	GOM_NL__2PRFIN20070413_134516_000000402057_00153_26760_9637.N1	13-APR-2007 13:45:16	Bright	39.500	60	7Bet UMi	2.0810	3950.0	79	26760	No
186	GOM_NL__2PRFIN20070413_134755_000000362057_00153_26760_9638.N1	13-APR-2007 13:47:55	Bright	36.000	49	1Alp UMi	1.9900	6300.0	72	26760	No
187	GOM_NL__2PRFIN20070413_135518_000000572057_00153_26760_9639.N1	13-APR-2007 13:55:18	Bright	57.000	89	5Alp Cep	2.4510	8000.0	114	26760	No
188	GOM_NL__2PRFIN20070413_140502_000000492057_00153_26760_9640.N1	13-APR-2007 14:05:02	Bright	48.500	164	44Eta Peg	2.9480	5400.0	97	26760	No
189	GOM_NL__2PRFIN20070413_141158_000000452057_00153_26760_9641.N1	13-APR-2007 14:11:58	Twilight	45.000	61	8Eps Peg	2.1000	3900.0	90	26760	No
190	GOM_NL__2PRFIN20070413_141426_000000432057_00153_26760_9642.N1	13-APR-2007 14:14:26	Dark	43.000	162	34Alp Aqr	2.9440	5350.0	86	26760	No
191	GOM_NL__2PRFIN20070413_141656_000000472057_00153_26760_9643.N1	13-APR-2007 14:16:56	Dark	47.000	154	22Bet Aqr	2.8990	5700.0	94	26760	No
192	GOM_NL__2PRFIN20070413_141922_000000432057_00153_26760_9644.N1	13-APR-2007 14:19:22	Dark	42.500	142	49Del Cap	2.8500	8900.0	85	26760	No
193	GOM_NL__2PRFIN20070413_143142_000000392057_00154_26761_9637.N1	13-APR-2007 14:31:42	Dark	38.500	45	Alp Pav	1.9400	26000.	77	26761	No
194	GOM_NL__2PRFIN20070413_143851_000000432057_00154_26761_9638.N1	13-APR-2007 14:38:51	Dark	42.500	141	Bet Ara	2.8400	4600.0	85	26761	No
195	GOM_NL__2PRFIN20070413_144111_000000382057_00154_26761_9639.N1	13-APR-2007 14:41:11	Dark	38.000	134	Bet TrA	2.8100	6600.0	76	26761	No
196	GOM_NL__2PRFIN20070413_144338_000000422057_00154_26761_9640.N1	13-APR-2007 14:43:38	Straylight	42.000	4	Alp1Cen	-0.010000	5800.0	84	26761	No
197	GOM_NL__2PRFIN20070413_144645_000000442057_00154_26761_9641.N1	13-APR-2007 14:46:45	Straylight	44.000	78	Alp Lup	2.3040	28000.	88	26761	No
198	GOM_NL__2PRFIN20070413_144821_000000432057_00154_26761_9642.N1	13-APR-2007 14:48:21	Straylight	42.500	81	Eta Cen	2.3560	28000.	85	26761	No
199	GOM_NL__2PRFIN20070413_145046_000000482057_00154_26761_9643.N1	13-APR-2007 14:50:46	Straylight	47.500	54	5The Cen	2.0550	4500.0	95	26761	No
200	GOM_NL__2PRFIN20070413_145601_000000432057_00154_26761_9644.N1	13-APR-2007 14:56:01	Twi_and_stray	42.500	106	9Bet Crv	2.6480	5600.0	85	26761	No
201	GOM_NL__2PRFIN20070413_145752_000000492057_00154_26761_9645.N1	13-APR-2007 14:57:52	Bright	48.500	100	4Gam Crv	2.5800	13100.	97	26761	No
202	GOM_NL__2PRFIN20070413_145919_000000472057_00154_26761_9646.N1	13-APR-2007 14:59:19	Bright	46.500	15	67Alp Vir	0.97600	28000.	93	26761	No
203	GOM_NL__2PRFIN20070413_150223_000000392057_00154_26761_9647.N1	13-APR-2007 15:02:23	Bright	38.500	121	29Gam Vir	2.7400	7200.0	77	26761	No
204	GOM_NL__2PRFIN20070413_150617_000000412057_00154_26761_9648.N1	13-APR-2007 15:06:17	Bright	40.500	138	47Eps Vir	2.8280	4700.0	81	26761	No
205	GOM_NL__2PRFIN20070413_151429_000000382057_00154_26761_9649.N1	13-APR-2007 15:14:29	Bright	38.000	152	12Alp2CVn	2.8900	11000.	76	26761	No
206	GOM_NL__2PRFIN20070413_151811_000000362057_00154_26761_9650.N1	13-APR-2007 15:18:11	Bright	36.000	87	64Gam UMa	2.4330	11000.	72	26761	No
207	GOM_NL__2PRFIN20070413_151926_000000402057_00154_26761_9651.N1	13-APR-2007 15:19:26	Bright	39.500	32	77Eps UMa	1.7630	11000.	79	26761	No
208	GOM_NL__2PRFIN20070413_152552_000000392057_00154_26761_9652.N1	13-APR-2007 15:25:52	Bright	39.000	60	7Bet UMi	2.0810	3950.0	78	26761	No
209	GOM_NL__2PRFIN20070413_152831_000000342057_00154_26761_9653.N1	13-APR-2007 15:28:31	Bright	34.000	49	1Alp UMi	1.9900	6300.0	68	26761	No
210	GOM_NL__2PRFIN20070413_153554_000000372057_00154_26761_9654.N1	13-APR-2007 15:35:54	Bright	37.000	89	5Alp Cep	2.4510	8000.0	74	26761	No
211	GOM_NL__2PRFIN20070413_154538_000000362057_00154_26761_9655.N1	13-APR-2007 15:45:38	Bright	35.500	164	44Eta Peg	2.9480	5400.0	71	26761	No
212	GOM_NL__2PRFIN20070413_155234_000000482057_00154_26761_9656.N1	13-APR-2007 15:52:34	Twilight	48.000	61	8Eps Peg	2.1000	3900.0	96	26761	No
213	GOM_NL__2PRFIN20070413_155502_000000452057_00154_26761_9657.N1	13-APR-2007 15:55:02	Dark	44.500	162	34Alp Aqr	2.9440	5350.0	89	26761	No
214	GOM_NL__2PRFIN20070413_155733_000000462057_00154_26761_9658.N1	13-APR-2007 15:57:33	Dark	46.000	154	22Bet Aqr	2.8990	5700.0	92	26761	No
215	GOM_NL__2PRFIN20070413_155958_000000412057_00154_26761_9659.N1	13-APR-2007 15:59:58	Dark	41.000	142	49Del Cap	2.8500	8900.0	82	26761	No
216	GOM_NL__2PRFIN20070413_161218_000000382057_00155_26762_9656.N1	13-APR-2007 16:12:18	Dark	38.000	45	Alp Pav	1.9400	26000.	76	26762	No
217	GOM_NL__2PRFIN20070413_161928_000000442057_00155_26762_9657.N1	13-APR-2007 16:19:28	Dark	43.500	141	Bet Ara	2.8400	4600.0	87	26762	No
218	GOM_NL__2PRFIN20070413_162148_000000382057_00155_26762_9658.N1	13-APR-2007 16:21:48	Dark	38.000	134	Bet TrA	2.8100	6600.0	76	26762	No
219	GOM_NL__2PRFIN20070413_162414_000000412057_00155_26762_9659.N1	13-APR-2007 16:24:14	Straylight	40.500	4	Alp1Cen	-0.010000	5800.0	81	26762	No

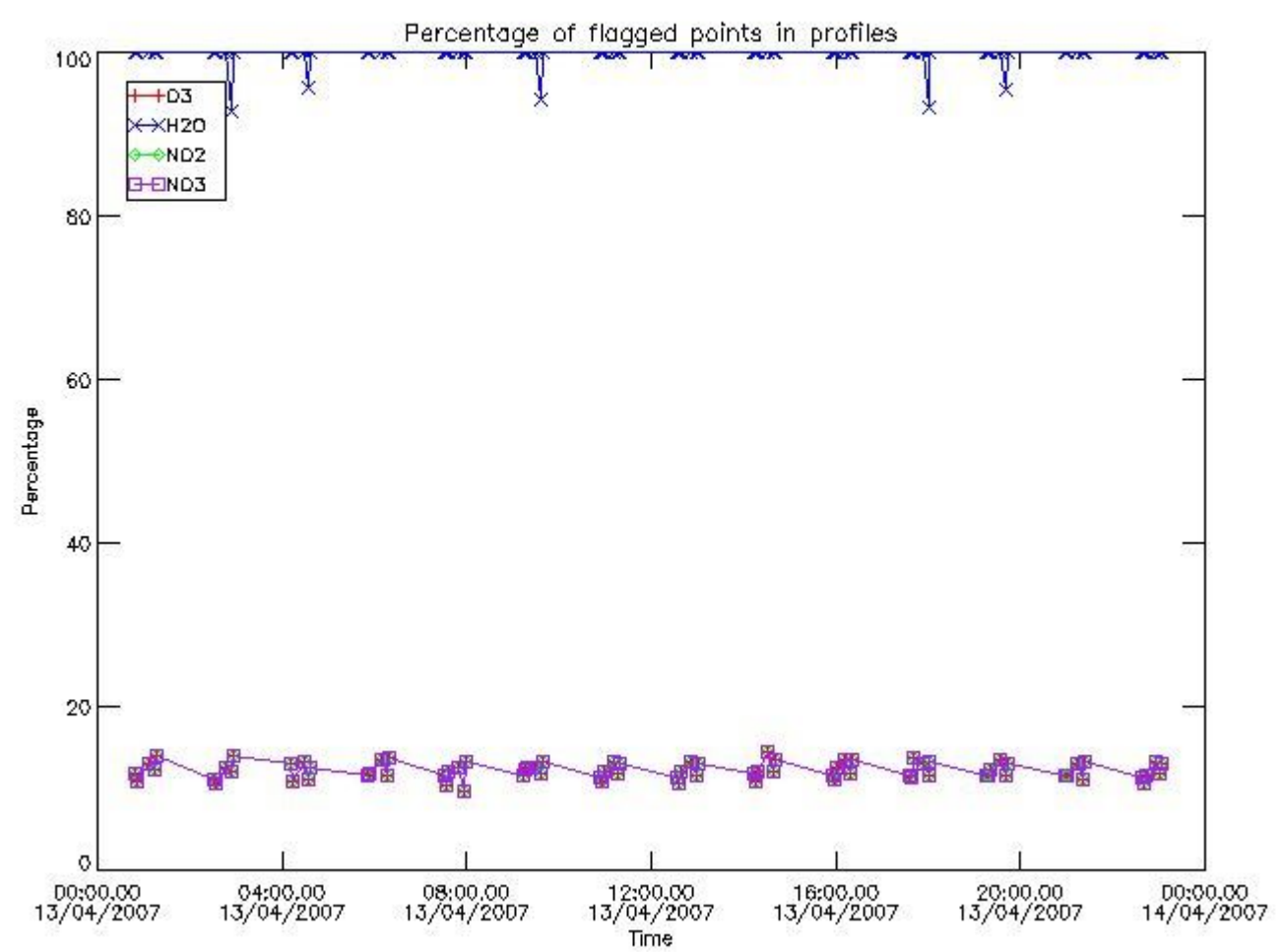
220	GOM_NL__2PRFIN20070413_162721_000000422057_00155_26762_9660.N1	13-APR-2007 16:27:21	Straylight	42.000	78	Alp Lup	2.3040	28000.	84	26762	No
221	GOM_NL__2PRFIN20070413_162857_000000452057_00155_26762_9661.N1	13-APR-2007 16:28:57	Straylight	45.000	81	Eta Cen	2.3560	28000.	90	26762	No
222	GOM_NL__2PRFIN20070413_163123_000000472057_00155_26762_9662.N1	13-APR-2007 16:31:23	Straylight	46.500	54	5The Cen	2.0550	4500.0	93	26762	No
223	GOM_NL__2PRFIN20070413_163638_000000442057_00155_26762_9663.N1	13-APR-2007 16:36:38	Twi_and_stray	44.000	106	9Bet Crv	2.6480	5600.0	88	26762	No
224	GOM_NL__2PRFIN20070413_163828_000000472057_00155_26762_9664.N1	13-APR-2007 16:38:28	Bright	47.000	100	4Gam Crv	2.5800	13100.	94	26762	No
225	GOM_NL__2PRFIN20070413_163955_000000482057_00155_26762_9665.N1	13-APR-2007 16:39:55	Bright	47.500	15	67Alp Vir	0.97600	28000.	95	26762	No
226	GOM_NL__2PRFIN20070413_164259_000000402057_00155_26762_9666.N1	13-APR-2007 16:42:59	Bright	39.500	121	29Gam Vir	2.7400	7200.0	79	26762	No
227	GOM_NL__2PRFIN20070413_164653_000000402057_00155_26762_9667.N1	13-APR-2007 16:46:53	Bright	40.000	138	47Eps Vir	2.8280	4700.0	80	26762	No
228	GOM_NL__2PRFIN20070413_165505_000000392057_00155_26762_9668.N1	13-APR-2007 16:55:05	Bright	39.000	152	12Alp2CVn	2.8900	11000.	78	26762	No
229	GOM_NL__2PRFIN20070413_165847_000000342057_00155_26762_9669.N1	13-APR-2007 16:58:47	Bright	34.000	87	64Gam UMa	2.4330	11000.	68	26762	No
230	GOM_NL__2PRFIN20070413_170002_000000382057_00155_26762_9670.N1	13-APR-2007 17:00:02	Bright	38.000	32	77Eps UMa	1.7630	11000.	76	26762	No
231	GOM_NL__2PRFIN20070413_170628_000000382057_00155_26762_9671.N1	13-APR-2007 17:06:28	Bright	37.500	60	7Bet UMi	2.0810	3950.0	75	26762	No
232	GOM_NL__2PRFIN20070413_170907_000000362057_00155_26762_9672.N1	13-APR-2007 17:09:07	Bright	36.000	49	1Alp UMi	1.9900	6300.0	72	26762	No
233	GOM_NL__2PRFIN20070413_171629_000000372057_00155_26762_9673.N1	13-APR-2007 17:16:29	Bright	37.000	89	5Alp Cep	2.4510	8000.0	74	26762	No
234	GOM_NL__2PRFIN20070413_172615_000000342057_00155_26762_9674.N1	13-APR-2007 17:26:15	Bright	34.000	164	44Eta Peg	2.9480	5400.0	68	26762	No
235	GOM_NL__2PRFIN20070413_173311_000000492057_00155_26762_9675.N1	13-APR-2007 17:33:11	Twilight	49.000	61	8Eps Peg	2.1000	3900.0	98	26762	No
236	GOM_NL__2PRFIN20070413_173539_000000442057_00155_26762_9676.N1	13-APR-2007 17:35:39	Dark	44.000	162	34Alp Aqr	2.9440	5350.0	88	26762	No
237	GOM_NL__2PRFIN20070413_173809_000000452057_00155_26762_9677.N1	13-APR-2007 17:38:09	Dark	45.000	154	22Bet Aqr	2.8990	5700.0	90	26762	No
238	GOM_NL__2PRFIN20070413_174035_000000412057_00155_26762_9678.N1	13-APR-2007 17:40:35	Dark	41.000	142	49Del Cap	2.8500	8900.0	82	26762	No
239	GOM_NL__2PRFIN20070413_175255_000000392057_00156_26763_9675.N1	13-APR-2007 17:52:55	Dark	39.000	45	Alp Pav	1.9400	26000.	78	26763	No
240	GOM_NL__2PRFIN20070413_180004_000000452057_00156_26763_9676.N1	13-APR-2007 18:00:04	Dark	44.500	141	Bet Ara	2.8400	4600.0	89	26763	No
241	GOM_NL__2PRFIN20070413_180224_000000392057_00156_26763_9677.N1	13-APR-2007 18:02:24	Dark	38.500	134	Bet TrA	2.8100	6600.0	77	26763	No
242	GOM_NL__2PRFIN20070413_180451_000000502057_00156_26763_9678.N1	13-APR-2007 18:04:51	Straylight	50.000	4	Alp1Cen	-0.010000	5800.0	100	26763	No
243	GOM_NL__2PRFIN20070413_180758_000000422057_00156_26763_9679.N1	13-APR-2007 18:07:58	Straylight	42.000	78	Alp Lup	2.3040	28000.	84	26763	No
244	GOM_NL__2PRFIN20070413_180934_000000432057_00156_26763_9680.N1	13-APR-2007 18:09:34	Straylight	42.500	81	Eta Cen	2.3560	28000.	85	26763	No
245	GOM_NL__2PRFIN20070413_181159_000000472057_00156_26763_9681.N1	13-APR-2007 18:11:59	Straylight	47.000	54	5The Cen	2.0550	4500.0	94	26763	No
246	GOM_NL__2PRFIN20070413_181714_000000442057_00156_26763_9682.N1	13-APR-2007 18:17:14	Twi_and_stray	43.500	106	9Bet Crv	2.6480	5600.0	87	26763	No
247	GOM_NL__2PRFIN20070413_181904_000000522057_00156_26763_9683.N1	13-APR-2007 18:19:04	Bright	52.000	100	4Gam Crv	2.5800	13100.	104	26763	No
248	GOM_NL__2PRFIN20070413_182031_000000462057_00156_26763_9684.N1	13-APR-2007 18:20:31	Bright	46.000	15	67Alp Vir	0.97600	28000.	92	26763	No
249	GOM_NL__2PRFIN20070413_182335_000000382057_00156_26763_9685.N1	13-APR-2007 18:23:35	Bright	38.000	121	29Gam Vir	2.7400	7200.0	76	26763	No
250	GOM_NL__2PRFIN20070413_182729_000000412057_00156_26763_9686.N1	13-APR-2007 18:27:29	Bright	40.500	138	47Eps Vir	2.8280	4700.0	81	26763	No
251	GOM_NL__2PRFIN20070413_183540_000000392057_00156_26763_9687.N1	13-APR-2007 18:35:40	Bright	38.500	152	12Alp2CVn	2.8900	11000.	77	26763	No
252	GOM_NL__2PRFIN20070413_183923_000000352057_00156_26763_9688.N1	13-APR-2007 18:39:23	Bright	35.000	87	64Gam UMa	2.4330	11000.	70	26763	No
253	GOM_NL__2PRFIN20070413_184038_000000382057_00156_26763_9689.N1	13-APR-2007 18:40:38	Bright	37.500	32	77Eps UMa	1.7630	11000.	75	26763	No
254	GOM_NL__2PRFIN20070413_184703_000000402057_00156_26763_9690.N1	13-APR-2007 18:47:03	Bright	39.500	60	7Bet UMi	2.0810	3950.0	79	26763	No
255	GOM_NL__2PRFIN20070413_184943_000000362057_00156_26763_9691.N1	13-APR-2007 18:49:43	Bright	36.000	49	1Alp UMi	1.9900	6300.0	72	26763	No
256	GOM_NL__2PRFIN20070413_185705_000000392057_00156_26763_9692.N1	13-APR-2007 18:57:05	Bright	39.000	89	5Alp Cep	2.4510	8000.0	78	26763	No
257	GOM_NL__2PRFIN20070413_190651_000000362057_00156_26763_9693.N1	13-APR-2007 19:06:51	Bright	35.500	164	44Eta Peg	2.9480	5400.0	71	26763	No
258	GOM_NL__2PRFIN20070413_191347_000000502057_00156_26763_9694.N1	13-APR-2007 19:13:47	Twilight	49.500	61	8Eps Peg	2.1000	3900.0	99	26763	No
259	GOM_NL__2PRFIN20070413_191615_000000452057_00156_26763_9695.N1	13-APR-2007 19:16:15	Dark	44.500	162	34Alp Aqr	2.9440	5350.0	89	26763	No
260	GOM_NL__2PRFIN20070413_191846_000000452057_00156_26763_9696.N1	13-APR-2007 19:18:46	Dark	44.500	154	22Bet Aqr	2.8990	5700.0	89	26763	No
261	GOM_NL__2PRFIN20070413_192111_000000422057_00156_26763_9697.N1	13-APR-2007 19:21:11	Dark	41.500	142	49Del Cap	2.8500	8900.0	83	26763	No
262	GOM_NL__2PRFIN20070413_193331_000000382057_00157_26764_9685.N1	13-APR-2007 19:33:31	Dark	37.500	45	Alp Pav	1.9400	26000.	75	26764	No
263	GOM_NL__2PRFIN20070413_194041_000000452057_00157_26764_9686.N1	13-APR-2007 19:40:41	Dark	44.500	141	Bet Ara	2.8400	4600.0	89	26764	No
264	GOM_NL__2PRFIN20070413_194300_000000402057_00157_26764_9687.N1	13-APR-2007 19:43:00	Dark	39.500	134	Bet TrA	2.8100	6600.0	79	26764	No
265	GOM_NL__2PRFIN20070413_194527_000000522057_00157_26764_9688.N1	13-APR-2007 19:45:27	Straylight	51.500	4	Alp1Cen	-0.010000	5800.0	103	26764	No
266	GOM_NL__2PRFIN20070413_194834_000000432057_00157_26764_9689.N1	13-APR-2007 19:48:34	Straylight	42.500	78	Alp Lup	2.3040	28000.	85	26764	No
267	GOM_NL__2PRFIN20070413_195010_000000452057_00157_26764_9690.N1	13-APR-2007 19:50:10	Straylight	45.000	81	Eta Cen	2.3560	28000.	90	26764	No
268	GOM_NL__2PRFIN20070413_195236_000000492057_00157_26764_9691.N1	13-APR-2007 19:52:36	Straylight	49.000	54	5The Cen	2.0550	4500.0	98	26764	No
269	GOM_NL__2PRFIN20070413_195750_000000422057_00157_26764_9692.N1	13-APR-2007 19:57:50	Twi_and_stray	41.500	106	9Bet Crv	2.6480	5600.0	83	26764	No
270	GOM_NL__2PRFIN20070413_195940_000000382057_00157_26764_9693.N1	13-APR-2007 19:59:40	Bright	37.500	100	4Gam Crv	2.5800	13100.	75	26764	No
271	GOM_NL__2PRFIN20070413_200107_000000452057_00157_26764_9694.N1	13-APR-2007 20:01:07	Bright	45.000	15	67Alp Vir	0.97600	28000.	90	26764	No
272	GOM_NL__2PRFIN20070413_200411_000000382057_00157_26764_9695.N1	13-APR-2007 20:04:11	Bright	37.500	121	29Gam Vir	2.7400	7200.0	75	26764	No
273	GOM_NL__2PRFIN20070413_200804_000000402057_00157_26764_9696.N1	13-APR-2007 20:08:04	Bright	40.000	138	47Eps Vir	2.8280	4700.0	80	26764	No
274	GOM_NL__2PRFIN20070413_201616_000000372057_00157_26764_9697.N1	13-APR-2007 20:16:16	Bright	37.000	152	12Alp2CVn	2.8900	11000.	74	26764	No
275	GOM_NL__2PRFIN20070413_202739_000000412057_00157_26764_9698.N1	13-APR-2007 20:27:39	Bright	40.500	60	7Bet UMi	2.0810	3950.0	81	26764	No
276	GOM_NL__2PRFIN20070413_203019_000000372057_00157_26764_9699.N1	13-APR-2007 20:30:19	Bright	37.000	49	1Alp UMi	1.9900	6300.0	74	26764	No
277	GOM_NL__2PRFIN20070413_203741_000000382057_00157_26764_9700.N1	13-APR-2007 20:37:41	Bright	38.000	89	5Alp Cep	2.4510	8000.0	76	26764	No
278	GOM_NL__2PRFIN20070413_204727_000000362057_00157_26764_9701.N1	13-APR-2007 20:47:27	Bright	35.500	164	44Eta Peg	2.9480	5400.0	71	26764	No

279	GOM_NL__2PRFIN20070413_205423_000000492057_00157_26764_9702.N1	13-APR-2007 20:54:23	Twilight	49.000	61	8Eps Peg	2.1000	3900.0	98	26764	No
280	GOM_NL__2PRFIN20070413_205651_000000452057_00157_26764_9703.N1	13-APR-2007 20:56:51	Dark	44.500	162	34Alp Aqr	2.9440	5350.0	89	26764	No
281	GOM_NL__2PRFIN20070413_205922_000000452057_00157_26764_9704.N1	13-APR-2007 20:59:22	Dark	44.500	154	22Bet Aqr	2.8990	5700.0	89	26764	No
282	GOM_NL__2PRFIN20070413_210148_000000452057_00157_26764_9705.N1	13-APR-2007 21:01:48	Dark	44.500	142	49Del Cap	2.8500	8900.0	89	26764	No
283	GOM_NL__2PRFIN20070413_211408_000000392057_00158_26765_9707.N1	13-APR-2007 21:14:08	Dark	39.000	45	Alp Pav	1.9400	26000.	78	26765	No
284	GOM_NL__2PRFIN20070413_212118_000000462057_00158_26765_9708.N1	13-APR-2007 21:21:18	Dark	45.500	141	Bet Ara	2.8400	4600.0	91	26765	No
285	GOM_NL__2PRFIN20070413_212337_000000392057_00158_26765_9709.N1	13-APR-2007 21:23:37	Dark	38.500	134	Bet TrA	2.8100	6600.0	77	26765	No
286	GOM_NL__2PRFIN20070413_212603_000000502057_00158_26765_9710.N1	13-APR-2007 21:26:03	Straylight	50.000	4	Alp1Cen	-0.010000	5800.0	100	26765	No
287	GOM_NL__2PRFIN20070413_212911_000000442057_00158_26765_9711.N1	13-APR-2007 21:29:11	Straylight	44.000	78	Alp Lup	2.3040	28000.	88	26765	No
288	GOM_NL__2PRFIN20070413_213047_000000452057_00158_26765_9712.N1	13-APR-2007 21:30:47	Straylight	44.500	81	Eta Cen	2.3560	28000.	89	26765	No
289	GOM_NL__2PRFIN20070413_213312_000000472057_00158_26765_9713.N1	13-APR-2007 21:33:12	Straylight	47.000	54	5The Cen	2.0550	4500.0	94	26765	No
290	GOM_NL__2PRFIN20070413_213826_000000412057_00158_26765_9714.N1	13-APR-2007 21:38:26	Twilight_and_stray	40.500	106	9Bet Crv	2.6480	5600.0	81	26765	No
291	GOM_NL__2PRFIN20070413_214022_000000382057_00158_26765_9715.N1	13-APR-2007 21:40:22	Bright	38.000	100	4Gam Crv	2.5800	13100.	76	26765	No
292	GOM_NL__2PRFIN20070413_214143_000000452057_00158_26765_9716.N1	13-APR-2007 21:41:43	Bright	45.000	15	67Alp Vir	0.97600	28000.	90	26765	No
293	GOM_NL__2PRFIN20070413_214447_000000392057_00158_26765_9717.N1	13-APR-2007 21:44:47	Bright	38.500	121	29Gam Vir	2.7400	7200.0	77	26765	No
294	GOM_NL__2PRFIN20070413_214840_000000402057_00158_26765_9718.N1	13-APR-2007 21:48:40	Bright	40.000	138	47Eps Vir	2.8280	4700.0	80	26765	No
295	GOM_NL__2PRFIN20070413_215651_000000392057_00158_26765_9719.N1	13-APR-2007 21:56:51	Bright	39.000	152	12Alp2CVn	2.8900	11000.	78	26765	No
296	GOM_NL__2PRFIN20070413_220815_000000382057_00158_26765_9720.N1	13-APR-2007 22:08:15	Bright	38.000	60	7Bet UMi	2.0810	3950.0	76	26765	No
297	GOM_NL__2PRFIN20070413_221055_000000332057_00158_26765_9721.N1	13-APR-2007 22:10:55	Bright	33.000	49	1Alp UMi	1.9900	6300.0	66	26765	No
298	GOM_NL__2PRFIN20070413_221817_000000382057_00158_26765_9722.N1	13-APR-2007 22:18:17	Bright	37.500	89	5Alp Cep	2.4510	8000.0	75	26765	No
299	GOM_NL__2PRFIN20070413_222803_000000352057_00158_26765_9723.N1	13-APR-2007 22:28:03	Bright	34.500	164	44Eta Peg	2.9480	5400.0	69	26765	No
300	GOM_NL__2PRFIN20070413_223459_000000502057_00158_26765_9724.N1	13-APR-2007 22:34:59	Twilight	49.500	61	8Eps Peg	2.1000	3900.0	99	26765	No
301	GOM_NL__2PRFIN20070413_223727_000000452057_00158_26765_9725.N1	13-APR-2007 22:37:27	Dark	45.000	162	34Alp Aqr	2.9440	5350.0	90	26765	No
302	GOM_NL__2PRFIN20070413_223959_000000482057_00158_26765_9726.N1	13-APR-2007 22:39:59	Dark	48.000	154	22Bet Aqr	2.8990	5700.0	96	26765	No
303	GOM_NL__2PRFIN20070413_224224_000000442057_00158_26765_9727.N1	13-APR-2007 22:42:24	Dark	44.000	142	49Del Cap	2.8500	8900.0	88	26765	No
304	GOM_NL__2PRFIN20070413_225444_000000392057_00159_26766_9721.N1	13-APR-2007 22:54:44	Dark	38.500	45	Alp Pav	1.9400	26000.	77	26766	No
305	GOM_NL__2PRFIN20070413_230154_000000442057_00159_26766_9722.N1	13-APR-2007 23:01:54	Dark	43.500	141	Bet Ara	2.8400	4600.0	87	26766	No
306	GOM_NL__2PRFIN20070413_230413_000000392057_00159_26766_9723.N1	13-APR-2007 23:04:13	Dark	39.000	134	Bet TrA	2.8100	6600.0	78	26766	No
307	GOM_NL__2PRFIN20070413_230639_000000542057_00159_26766_9724.N1	13-APR-2007 23:06:39	Straylight	54.000	4	Alp1Cen	-0.010000	5800.0	108	26766	No
308	GOM_NL__2PRFIN20070413_230947_000000432057_00159_26766_9725.N1	13-APR-2007 23:09:47	Straylight	42.500	78	Alp Lup	2.3040	28000.	85	26766	No
309	GOM_NL__2PRFIN20070413_231123_000000462057_00159_26766_9726.N1	13-APR-2007 23:11:23	Straylight	46.000	81	Eta Cen	2.3560	28000.	92	26766	No
310	GOM_NL__2PRFIN20070413_231348_000000482057_00159_26766_9727.N1	13-APR-2007 23:13:48	Straylight	48.000	54	5The Cen	2.0550	4500.0	96	26766	No
311	GOM_NL__2PRFIN20070413_231902_000000442057_00159_26766_9728.N1	13-APR-2007 23:19:02	Twilight_and_stray	43.500	106	9Bet Crv	2.6480	5600.0	87	26766	No
312	GOM_NL__2PRFIN20070413_232102_000000472057_00159_26766_9729.N1	13-APR-2007 23:21:02	Bright	47.000	163	7Del Crv	2.9450	11000.	94	26766	No
313	GOM_NL__2PRFIN20070413_232523_000000392057_00159_26766_9730.N1	13-APR-2007 23:25:23	Bright	39.000	121	29Gam Vir	2.7400	7200.0	78	26766	No
314	GOM_NL__2PRFIN20070413_232916_000000402057_00159_26766_9731.N1	13-APR-2007 23:29:16	Bright	39.500	138	47Eps Vir	2.8280	4700.0	79	26766	No
315	GOM_NL__2PRFIN20070413_233727_000000392057_00159_26766_9732.N1	13-APR-2007 23:37:27	Bright	38.500	152	12Alp2CVn	2.8900	11000.	77	26766	No
316	GOM_NL__2PRFIN20070413_234110_000000342057_00159_26766_9733.N1	13-APR-2007 23:41:10	Bright	34.000	87	64Gam UMa	2.4330	11000.	68	26766	No
317	GOM_NL__2PRFIN20070413_234243_000000382057_00159_26766_9734.N1	13-APR-2007 23:42:43	Bright	38.000	55	79Zet UMa	2.0600	10200.	76	26766	No
318	GOM_NL__2PRFIN20070413_234850_000000372057_00159_26766_9735.N1	13-APR-2007 23:48:50	Bright	36.500	60	7Bet UMi	2.0810	3950.0	73	26766	No
319	GOM_NL__2PRFIN20070413_235131_000000352057_00159_26766_9736.N1	13-APR-2007 23:51:31	Bright	35.000	49	1Alp UMi	1.9900	6300.0	70	26766	No
320	GOM_NL__2PRFIN20070413_235853_000000572057_00159_26766_9737.N1	13-APR-2007 23:58:53	Bright	57.000	89	5Alp Cep	2.4510	8000.0	114	26766	No

3. Quality information per product

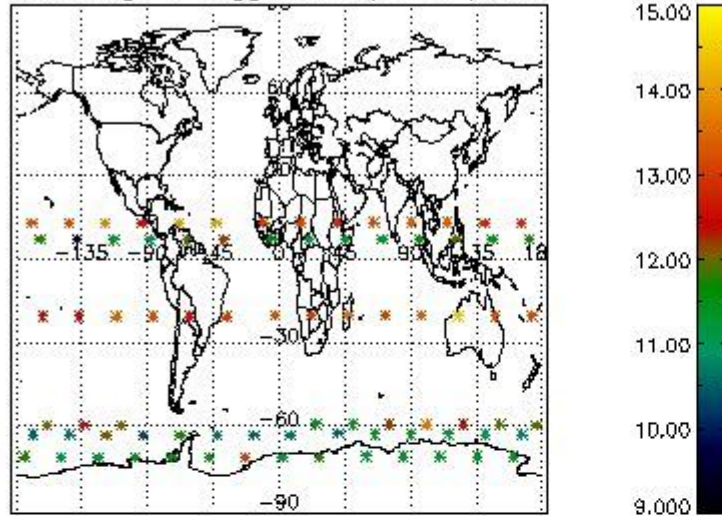
In this section it is plotted some information contained in the Quality Summary data set of the level 2 products. Only products in dark limb conditions and without errors (error flag in the MPH set to "0") are used.

3.1 Plot quality information per product (time dependant)

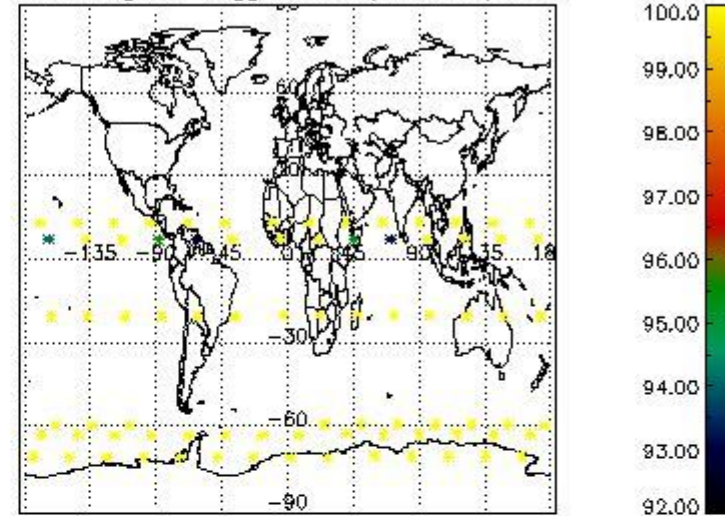


3.2 Plot quality information per product (world map)

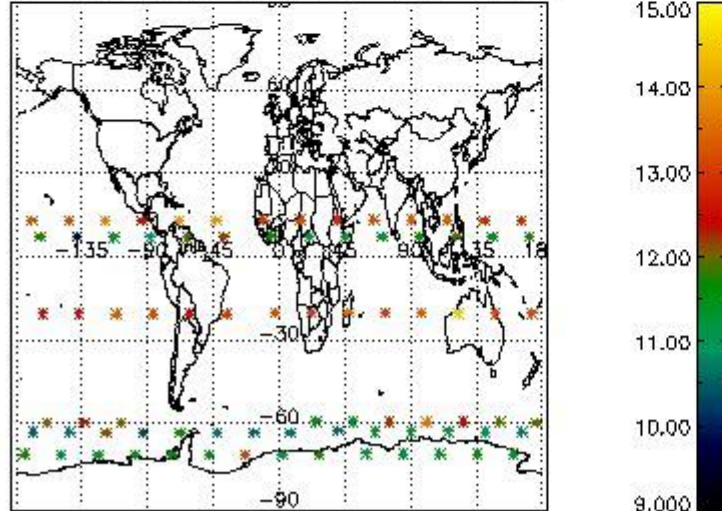
Percentage of flagged data per O3 profile



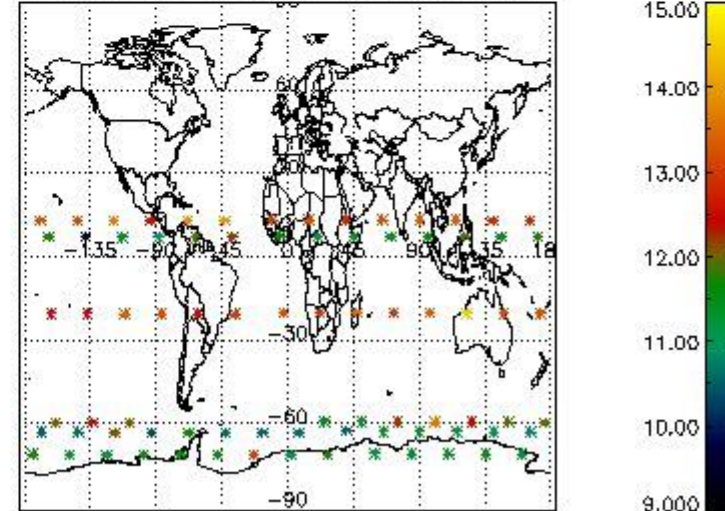
Percentage of flagged data per H2O profile



Percentage of flagged data per NO2 profile



Percentage of flagged data per NO3 profile

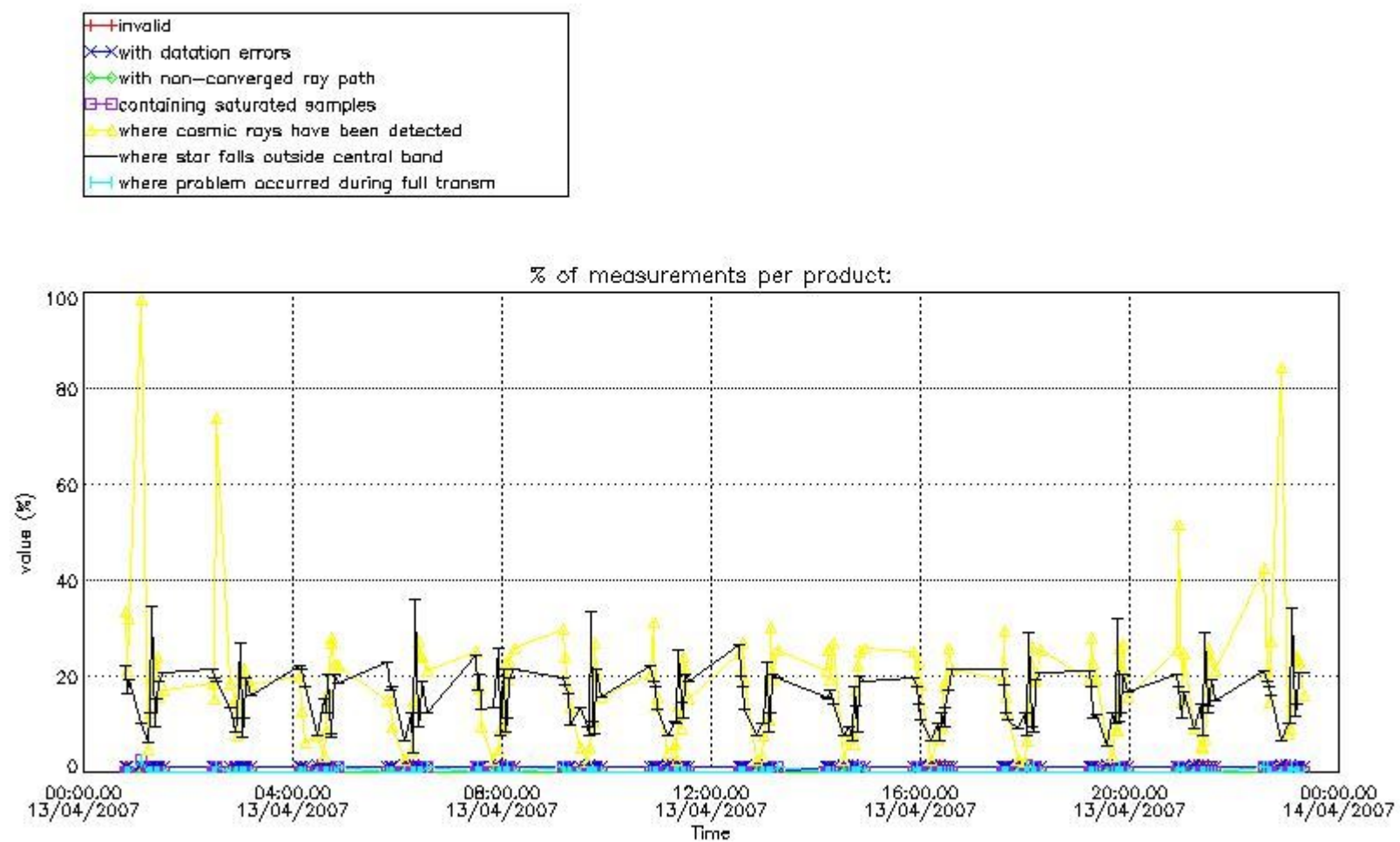


4. Level 1 quality information per product

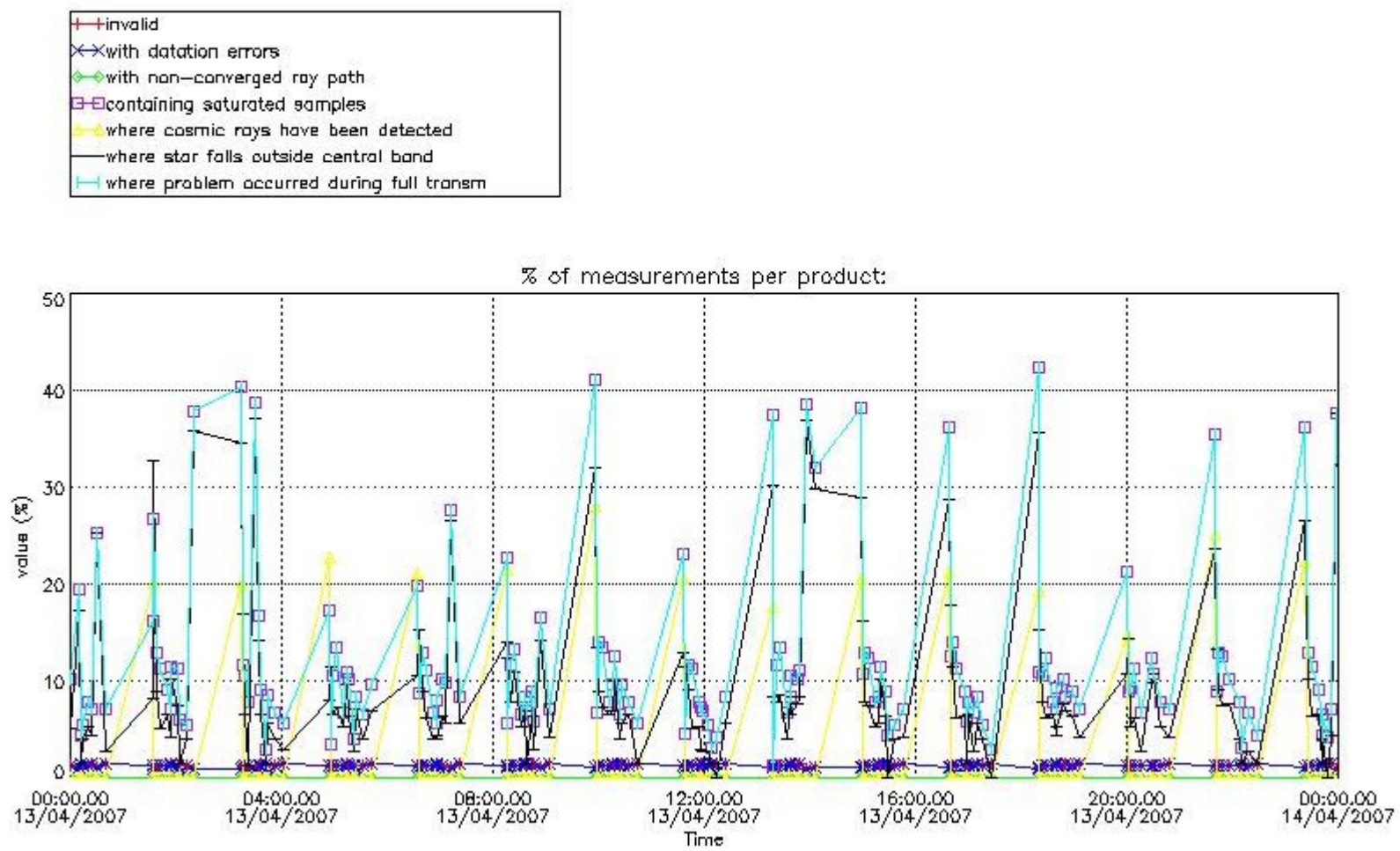
In this section it is plotted some information contained in the Quality Summary data set of the level 2 products that comes from the level 1b processing. Products without errors (error flag in the MPH set to "0") are used.

4.1 Plot quality information per product (time dependant) coming from level 1b processing

4.1.1 Plot level 1 quality information per product (time dependant): ENVISAT ASCENDING passes

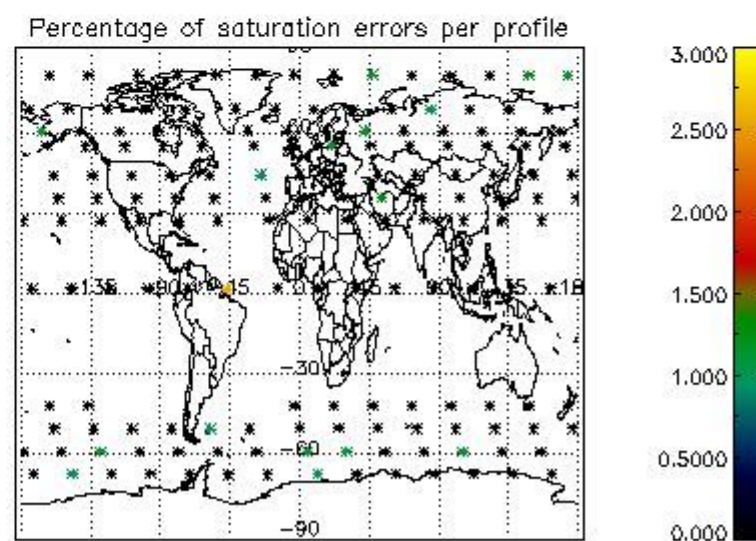
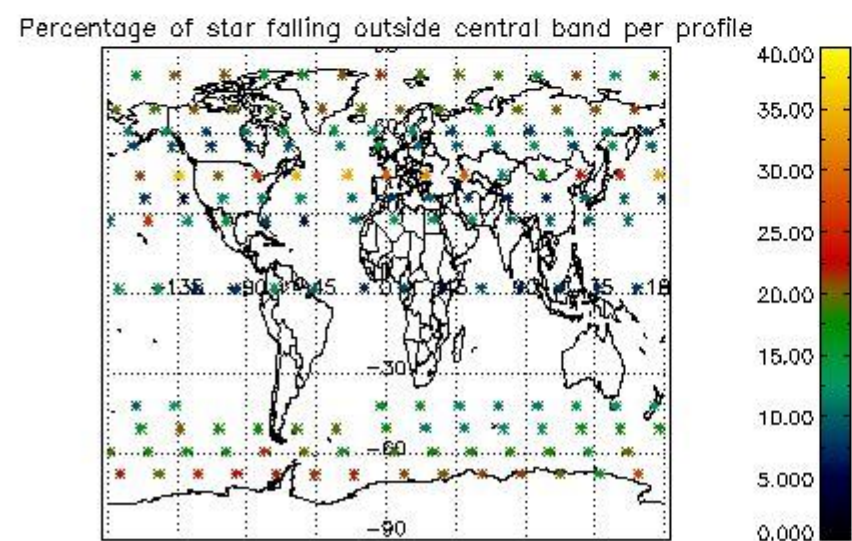
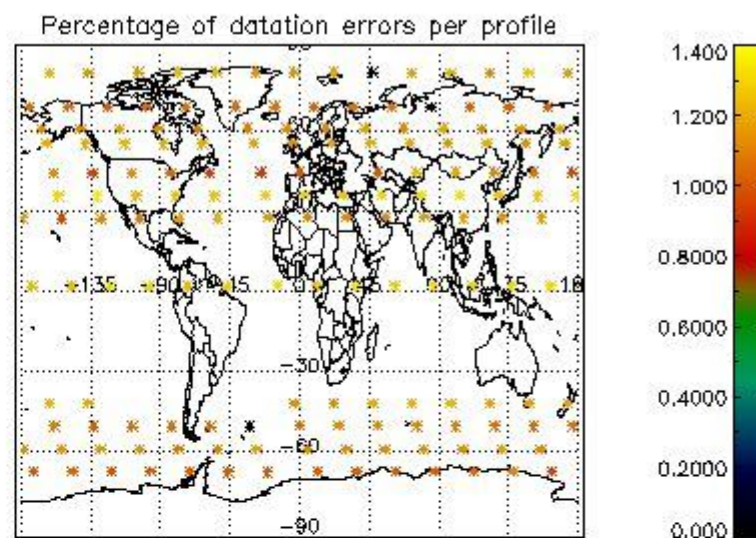
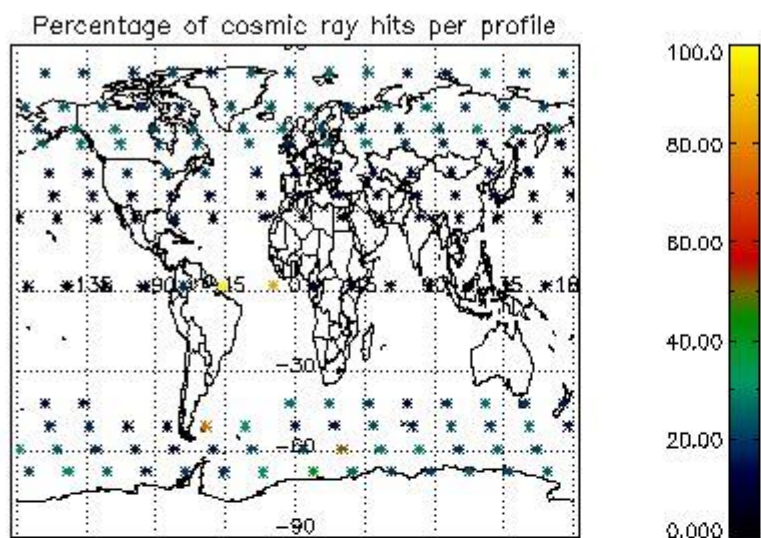


4.1.2 Plot level 1 quality information per product (time dependant): ENVI SAT DESCENDING passes

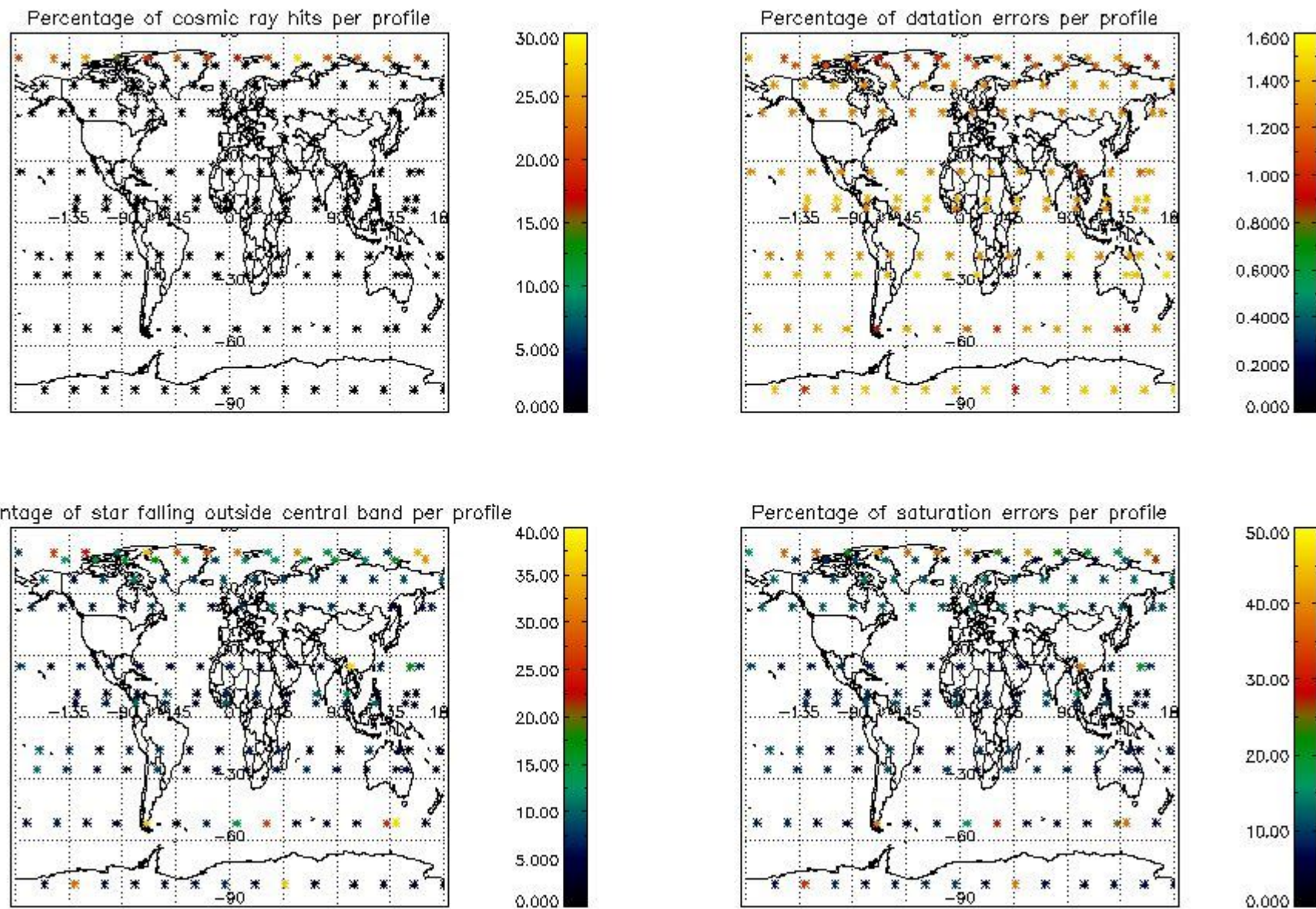


4.2 Plot quality information per product coming from level 1b processing (world map)

4.2.1 Plot level 1 quality information per product (world map): ENVISAT ASCENDING passes



4.2.2 Plot level 1 quality information per product (world map): ENVISAT DESCENDING passes



5. Trace gas profiles

5.1 Ozone statistics based on quality of products

The final quality of the products can be "measured" using the STD (Standard Deviation) attached to every point profile. This information is written to the parameter GOM_NL__2P/NL_LOCAL_SPECIES_DENSITY/o3_std of the level 2 products. The table below shows the statistics for given STD ranges.

The statistics are given with respect to the overall valid production:

- Products without fatal errors: GOM_NL__2P/MPH/PRODUCT_ERR=0
- Valid point profile: GOM_NL__2P/NL_LOCAL_SPECIES_DENSITY/pcd(0)=0

The 'Criteria' is applied to valid points of dark limb products:

- Products in dark limb illumination condition: GOM_NL__2P/NL_SUMMARY_QUALITY/obs_ill_cond=0
- Products without fatal errors: GOM_NL__2P/MPH/PRODUCT_ERR=0
- Valid point profile: GOM_NL__2P/NL_LOCAL_SPECIES_DENSITY/pcd(0)=0

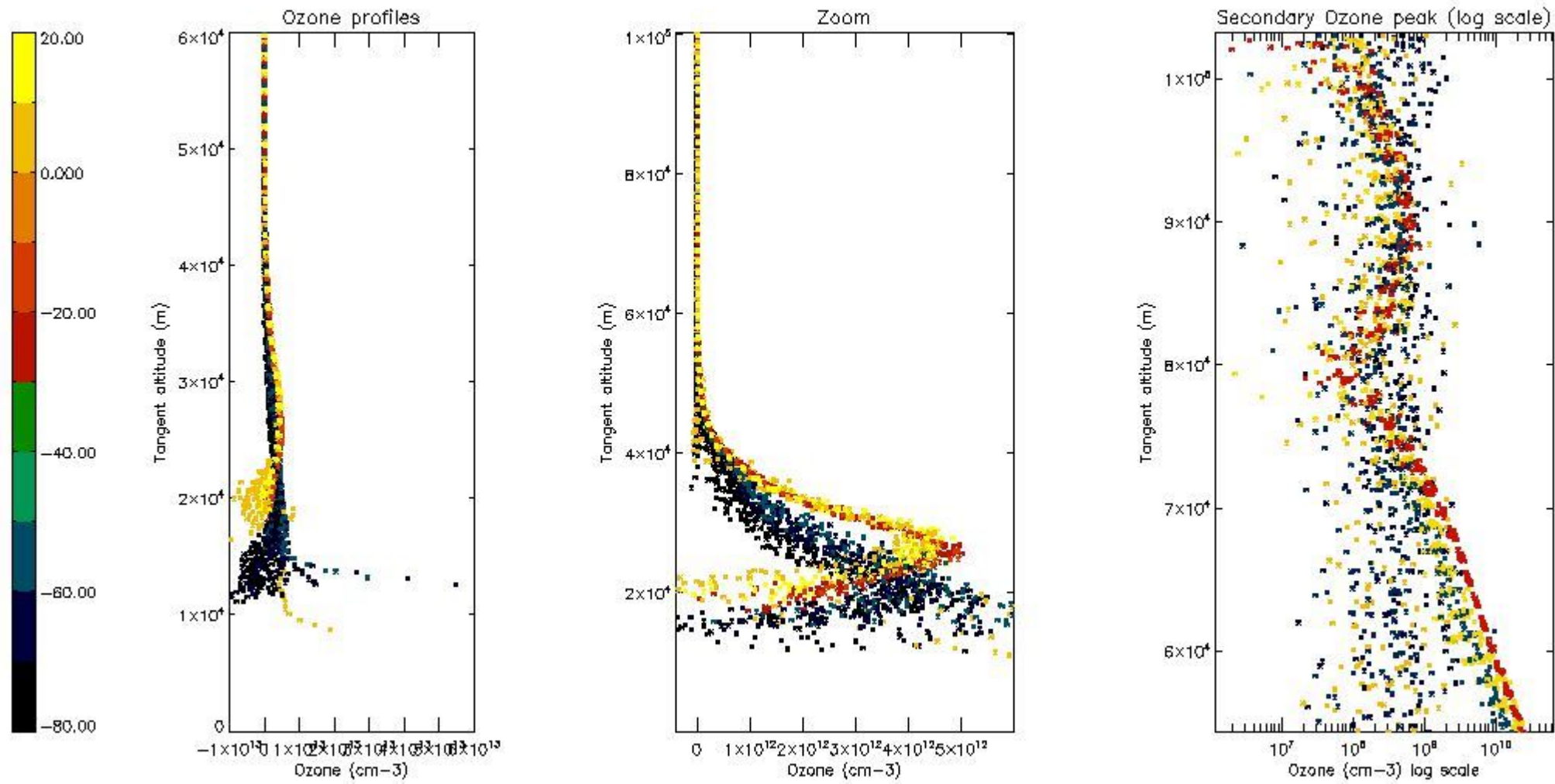
So, the table below shows the percentage of dark limb and valid observations for each criteria with respect to the overall valid daily observations.

Criteria	% of total production
All STD	26
STD < 20	10

STD < 10	6
STD < 5	2

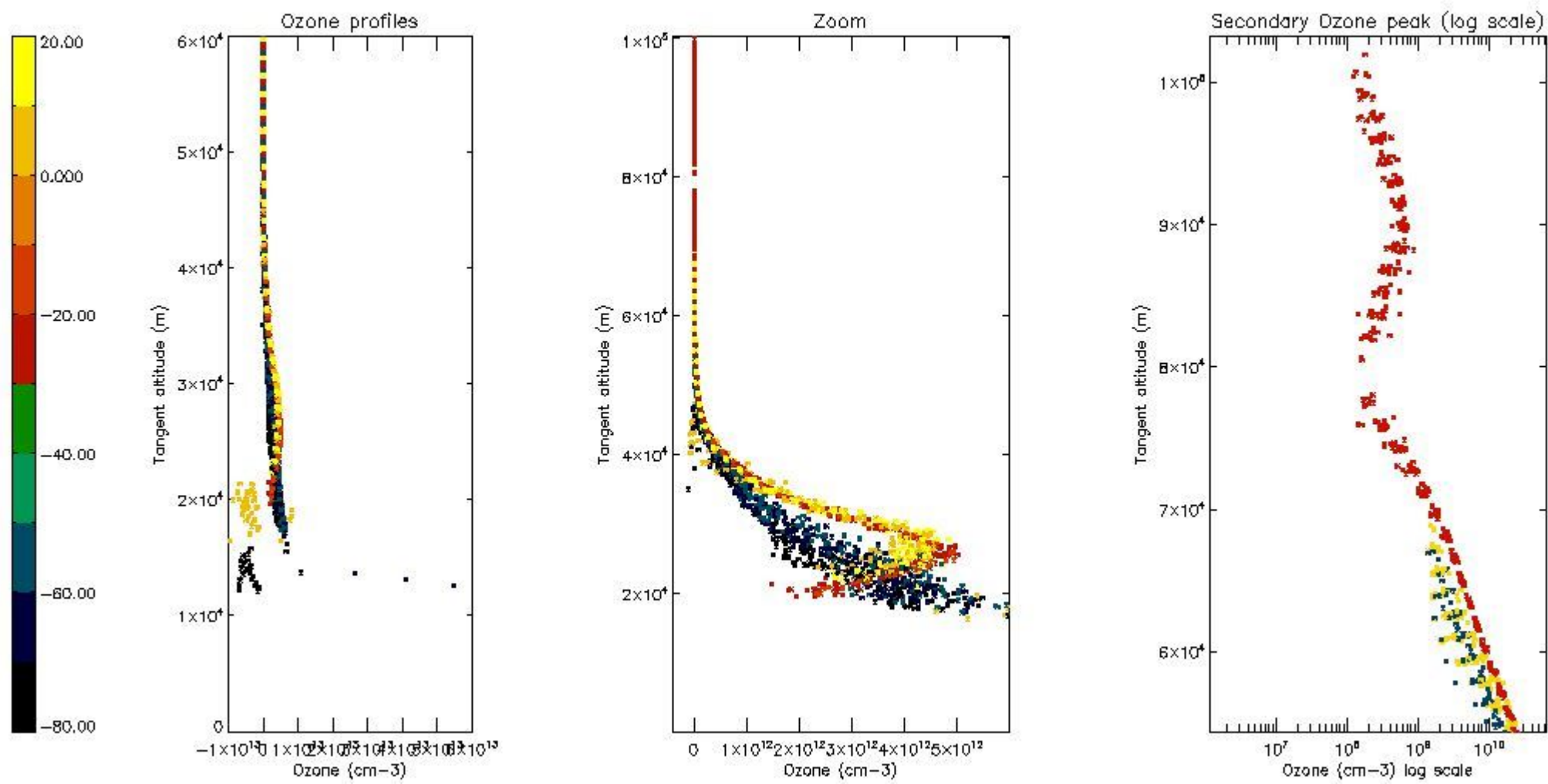
5.2 Plot ozone profiles for all STD (dark without errors)

The colorbar represents the latitude.



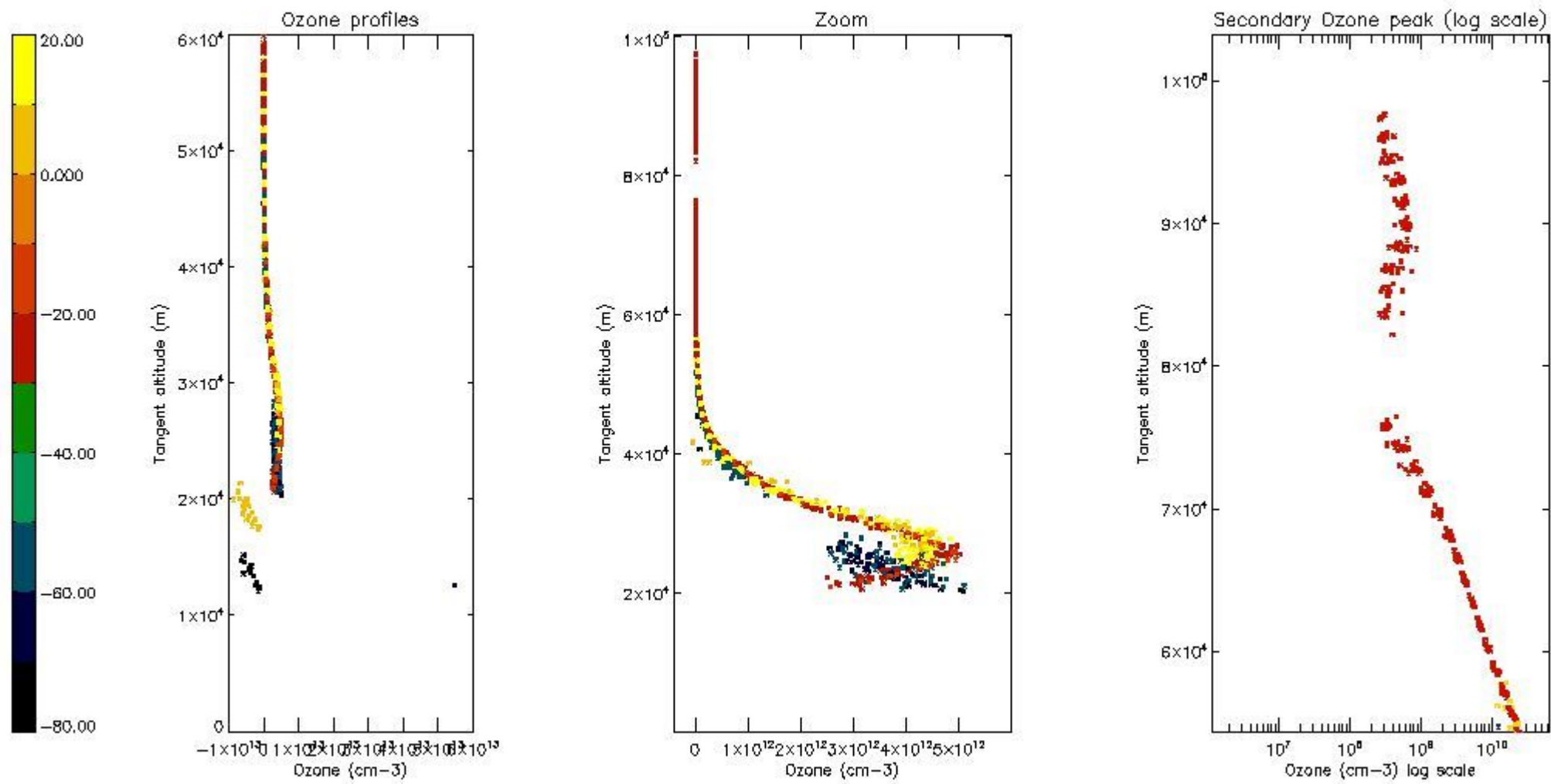
5.3 Plot ozone profiles where STD < 20% (dark without errors)

The colorbar represents the latitude.



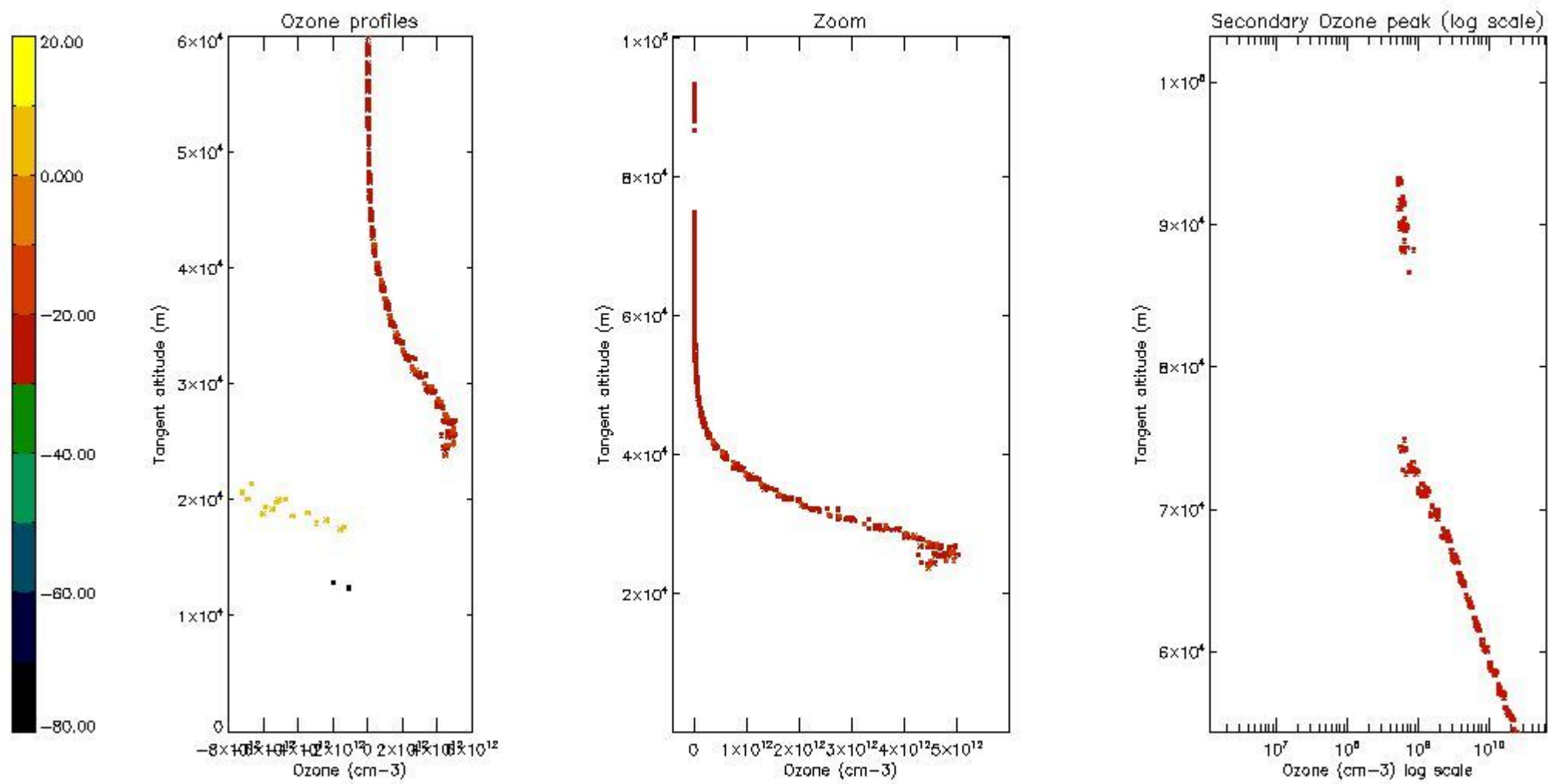
5.4 Plot ozone profiles where $STD < 10\%$ (dark without errors)

The colorbar represents the latitude.



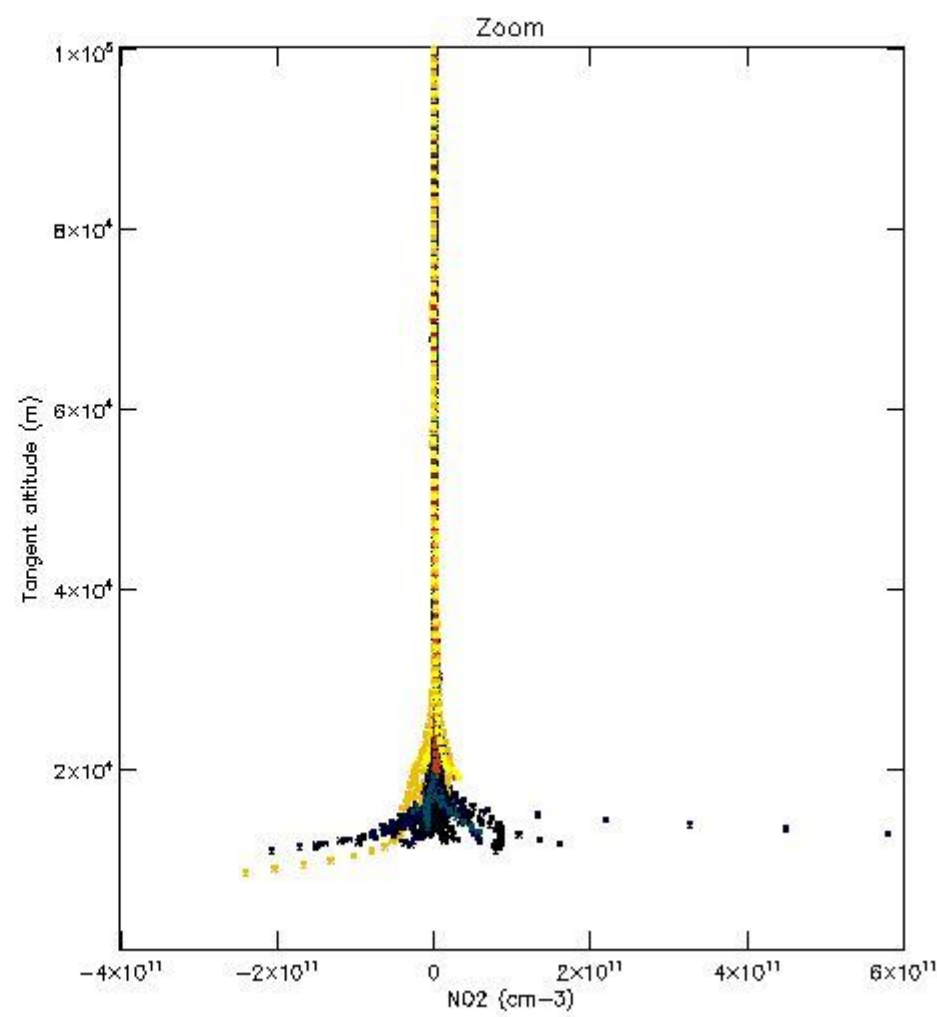
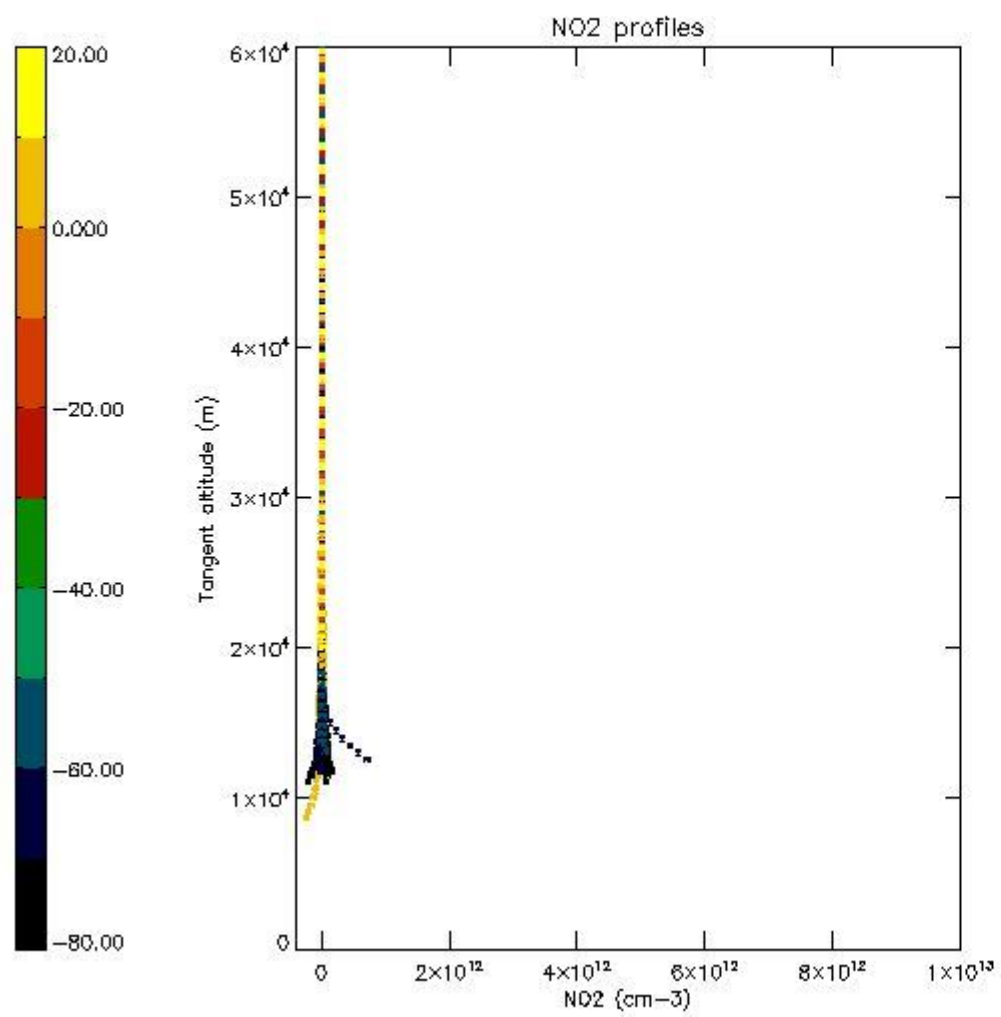
5.5 Plot ozone profiles where $STD < 5\%$ (dark without errors)

The colorbar represents the latitude.



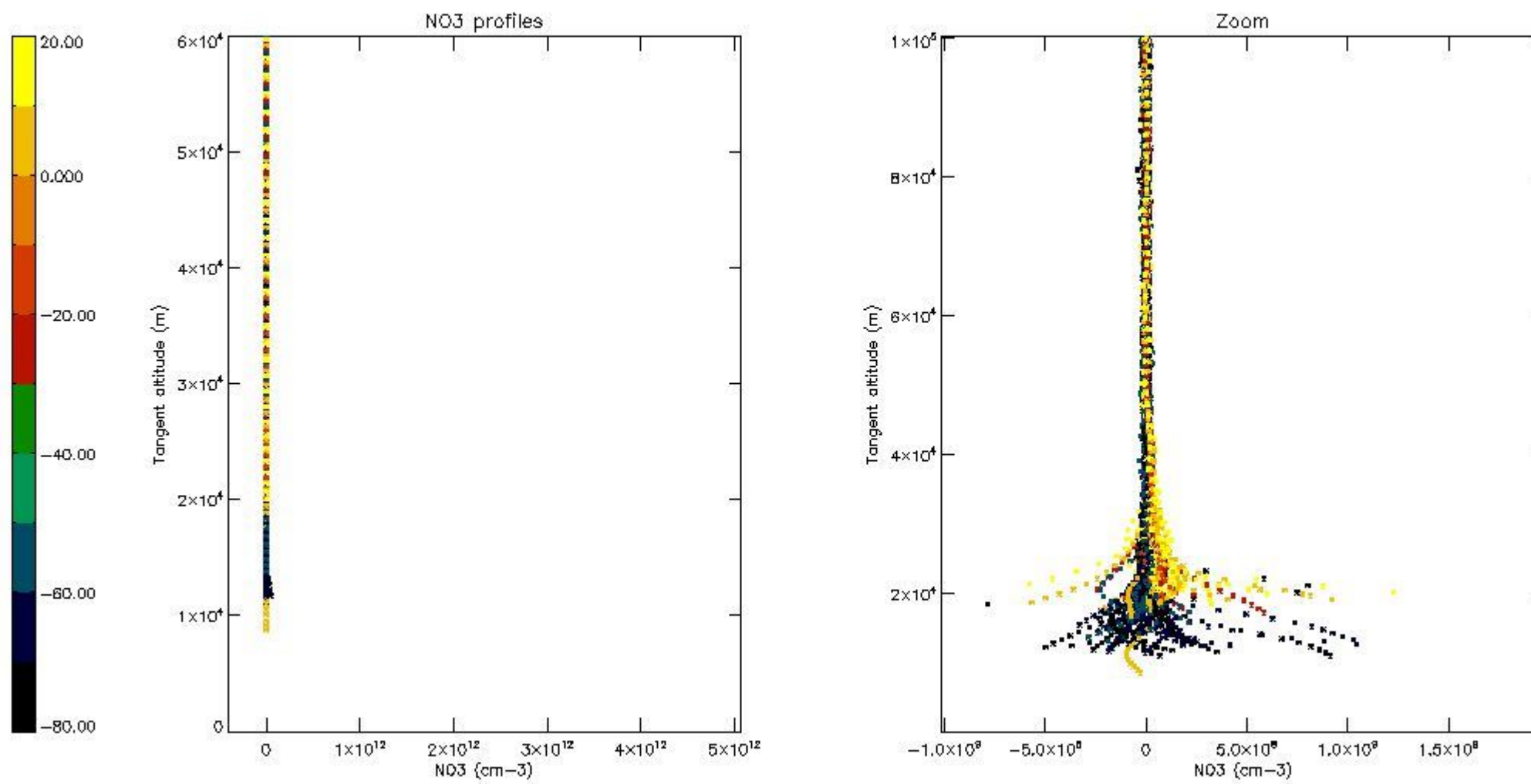
5.6 Plot NO₂ profiles for all STD (dark without errors)

The colorbar represents the latitude.



5.7 Plot NO3 profiles for all STD (dark without errors)

The colorbar represents the latitude.



6. Auxiliary Data Files used for the production reported in section 2

The number reported in the third column indicates since which file (see list in section 2) the corresponding auxiliary file has been used. The fourth column is the date of those product files.

Type	Auxiliary Filename	Used since product	Used since product date
INST_PHYS_CHARACTERISTICS	GOM_INS_AXVIEC20091111_143220_20030716_120000_20500101_000000	1	13-APR-2007 00:00:55
LEVEL-2_PROC_CONFIG	GOM_PR2_AXVIEC20091111_152718_20020301_000000_20500101_000000	1	13-APR-2007 00:00:55
CROSS_SECTIONS_FILE	GOM_CRS_AXVIEC20091111_154832_20020301_000000_20500101_000000	1	13-APR-2007 00:00:55

GOMOS Level 2 Daily Report

SUMMARY

[1. General Info](#)

[2. Summary of processed GOM_NL_2P products](#)

[3. Level 2 Quality information per product](#)

[3.1 Plot of level 2 quality information per product \(time dependant\)](#)

[3.2 Plot of level 2 quality information per product \(world map\)](#)

[4. Level 1 Quality information per product \(stored on level 2 products\)](#)

[4.1 Plot of level 1 quality information per product \(time dependant\)](#)

[4.1.1 Plot of level 1 quality information per product \(time dependant\): ASCENDING](#)

[4.1.2 Plot of level 1 quality information per product \(time dependant\): DESCENDING](#)

[4.2 Plot of level 1 quality information per product \(world map\)](#)

[4.2.1 Plot of level 1 quality information per product \(world map\): ASCENDING](#)

[4.2.2 Plot of level 1 quality information per product \(world map\): DESCENDING](#)

[5. Ozone profiles based on quality statistics and other trace gas profiles](#)

[5.1 Ozone statistics based on quality of products](#)

[5.2 Plot ozone profiles for all STD \(dark without errors\)](#)

[5.3 Plot ozone profiles where STD < 20% \(dark without errors\)](#)

[5.4. Plot ozone profiles where STD < 10% \(dark without errors\)](#)

[5.5. Plot ozone profiles where STD < 5% \(dark without errors\)](#)

[5.6 Plot NO2 profiles for all STD \(dark without errors\)](#)

[5.7 Plot NO3 profiles for all STD \(dark without errors\)](#)

[5.8 Plot H2O profiles \(only for occultations of stars 1,2,3,4,13,14,16,26,63 dark without errors\) for all STD](#)

[6. Auxiliary Data Files used for the production reported in section 2](#)

This report presents the daily analysis on parameters extracted from GOMOS level 2 data (GOM_NL__2P). It is intended to monitor some important parameters that will impact the quality of these products. A list of level 2 products (and content) that have arrived during the reporting day to the PCF is also given.

Item	Value
Time of report generation	22APR2013 18:23:35
Data source version	GOMOS/6.01
Start time of products	13-04-2007 (13APR2007 00:00:00)
Stop time of products	14-04-2007 (14APR2007 00:00:00)
Store outputs in DB	Yes
Nb of level 2 prods	320
Nb of prods with errors	0

2. Summary of processed GOM_NL__2P products.

Nr	Filename	UTC Start time	Limb	Duration	Star Id	Star Name	Star Mag	Star Temp	Nb Meas	Orbit	Prod. error
1	GOM_NL__2PRFIN20070413_000055_000000402057_00145_26752_9381.N1	13-APR-2007 00:00:55	Bright	39.500	138	47Eps Vir	2.8280	4700.0	79	26752	No
2	GOM_NL__2PRFIN20070413_000908_000000442057_00145_26752_9382.N1	13-APR-2007 00:09:08	Bright	43.500	152	12Alp2CVn	2.8900	11000.	87	26752	No
3	GOM_NL__2PRFIN20070413_001248_000000342057_00145_26752_9383.N1	13-APR-2007 00:12:48	Bright	34.000	87	64Gam UMa	2.4330	11000.	68	26752	No
4	GOM_NL__2PRFIN20070413_001405_000000372057_00145_26752_9384.N1	13-APR-2007 00:14:05	Bright	37.000	32	77Eps UMa	1.7630	11000.	74	26752	No
5	GOM_NL__2PRFIN20070413_002031_000000382057_00145_26752_9385.N1	13-APR-2007 00:20:31	Bright	38.000	60	7Bet UMi	2.0810	3950.0	76	26752	No
6	GOM_NL__2PRFIN20070413_002307_000000352057_00145_26752_9386.N1	13-APR-2007 00:23:07	Bright	35.000	49	1Alp UMi	1.9900	6300.0	70	26752	No
7	GOM_NL__2PRFIN20070413_003031_000000482057_00145_26752_9387.N1	13-APR-2007 00:30:31	Bright	47.500	89	5Alp Cep	2.4510	8000.0	95	26752	No
8	GOM_NL__2PRFIN20070413_004013_000000362057_00145_26752_9388.N1	13-APR-2007 00:40:13	Bright	35.500	164	44Eta Peg	2.9480	5400.0	71	26752	No
9	GOM_NL__2PRFIN20070413_004707_000000502057_00145_26752_9389.N1	13-APR-2007 00:47:07	Twilight	49.500	61	8Eps Peg	2.1000	3900.0	99	26752	No
10	GOM_NL__2PRFIN20070413_004935_000000432057_00145_26752_9390.N1	13-APR-2007 00:49:35	Dark	43.000	162	34Alp Aqr	2.9440	5350.0	86	26752	No
11	GOM_NL__2PRFIN20070413_005204_000000472057_00145_26752_9391.N1	13-APR-2007 00:52:04	Dark	47.000	154	22Bet Aqr	2.8990	5700.0	94	26752	No
12	GOM_NL__2PRFIN20070413_010650_000000392057_00146_26753_0122.N1	13-APR-2007 01:06:50	Dark	39.000	45	Alp Pav	1.9400	26000.	78	26753	No
13	GOM_NL__2PRFIN20070413_011358_000000422057_00146_26753_0123.N1	13-APR-2007 01:13:58	Dark	41.500	141	Bet Ara	2.8400	4600.0	83	26753	No
14	GOM_NL__2PRFIN20070413_011620_000000402057_00146_26753_0124.N1	13-APR-2007 01:16:20	Dark	40.000	134	Bet TrA	2.8100	6600.0	80	26753	No
15	GOM_NL__2PRFIN20070413_011847_000000542057_00146_26753_0125.N1	13-APR-2007 01:18:47	Straylight	53.500	4	Alp1Cen	-0.010000	5800.0	107	26753	No
16	GOM_NL__2PRFIN20070413_012154_000000422057_00146_26753_0126.N1	13-APR-2007 01:21:54	Straylight	42.000	78	Alp Lup	2.3040	28000.	84	26753	No
17	GOM_NL__2PRFIN20070413_012330_000000462057_00146_26753_0127.N1	13-APR-2007 01:23:30	Straylight	46.000	81	Eta Cen	2.3560	28000.	92	26753	No
18	GOM_NL__2PRFIN20070413_012556_000000482057_00146_26753_0128.N1	13-APR-2007 01:25:56	Straylight	47.500	54	5The Cen	2.0550	4500.0	95	26753	No
19	GOM_NL__2PRFIN20070413_013113_000000442057_00146_26753_0129.N1	13-APR-2007 01:31:13	Twilight	43.500	106	9Bet Crv	2.6480	5600.0	87	26753	No
20	GOM_NL__2PRFIN20070413_013303_000000372057_00146_26753_0130.N1	13-APR-2007 01:33:03	Bright	37.000	100	4Gam Crv	2.5800	13100.	74	26753	No
21	GOM_NL__2PRFIN20070413_013431_000000582057_00146_26753_0131.N1	13-APR-2007 01:34:31	Bright	58.000	15	67Alp Vir	0.97600	28000.	116	26753	No
22	GOM_NL__2PRFIN20070413_013736_000000392057_00146_26753_0132.N1	13-APR-2007 01:37:36	Bright	39.000	121	29Gam Vir	2.7400	7200.0	78	26753	No
23	GOM_NL__2PRFIN20070413_014131_000000402057_00146_26753_0133.N1	13-APR-2007 01:41:31	Bright	40.000	138	47Eps Vir	2.8280	4700.0	80	26753	No
24	GOM_NL__2PRFIN20070413_014944_000000392057_00146_26753_0134.N1	13-APR-2007 01:49:44	Bright	38.500	152	12Alp2CVn	2.8900	11000.	77	26753	No
25	GOM_NL__2PRFIN20070413_015324_000000362057_00146_26753_0135.N1	13-APR-2007 01:53:24	Bright	35.500	87	64Gam UMa	2.4330	11000.	71	26753	No
26	GOM_NL__2PRFIN20070413_015441_000000402057_00146_26753_0136.N1	13-APR-2007 01:54:41	Bright	39.500	32	77Eps UMa	1.7630	11000.	79	26753	No
27	GOM_NL__2PRFIN20070413_020107_000000402057_00146_26753_0137.N1	13-APR-2007 02:01:07	Bright	40.000	60	7Bet UMi	2.0810	3950.0	80	26753	No
28	GOM_NL__2PRFIN20070413_020343_000000342057_00146_26753_0138.N1	13-APR-2007 02:03:43	Bright	33.500	49	1Alp UMi	1.9900	6300.0	67	26753	No
29	GOM_NL__2PRFIN20070413_021107_000000372057_00146_26753_0139.N1	13-APR-2007 02:11:07	Bright	37.000	89	5Alp Cep	2.4510	8000.0	74	26753	No
30	GOM_NL__2PRFIN20070413_022049_000000532057_00146_26753_0140.N1	13-APR-2007 02:20:49	Bright	53.000	164	44Eta Peg	2.9480	5400.0	106	26753	No
31	GOM_NL__2PRFIN20070413_022743_000000492057_00146_26753_0141.N1	13-APR-2007 02:27:43	Twilight	49.000	61	8Eps Peg	2.1000	3900.0	98	26753	No
32	GOM_NL__2PRFIN20070413_023011_000000462057_00146_26753_0142.N1	13-APR-2007 02:30:11	Dark	45.500	162	34Alp Aqr	2.9440	5350.0	91	26753	No
33	GOM_NL__2PRFIN20070413_023241_000000482057_00146_26753_0143.N1	13-APR-2007 02:32:41	Dark	48.000	154	22Bet Aqr	2.8990	5700.0	96	26753	No
34	GOM_NL__2PRFIN20070413_024727_000000412057_00147_26754_0131.N1	13-APR-2007 02:47:27	Dark	40.500	45	Alp Pav	1.9400	26000.	81	26754	No
35	GOM_NL__2PRFIN20070413_025434_000000432057_00147_26754_0132.N1	13-APR-2007 02:54:34	Dark	42.500	141	Bet Ara	2.8400	4600.0	85	26754	No
36	GOM_NL__2PRFIN20070413_025656_000000402057_00147_26754_0133.N1	13-APR-2007 02:56:56	Dark	40.000	134	Bet TrA	2.8100	6600.0	80	26754	No
37	GOM_NL__2PRFIN20070413_025924_000000492057_00147_26754_0134.N1	13-APR-2007 02:59:24	Straylight	48.500	4	Alp1Cen	-0.010000	5800.0	97	26754	No
38	GOM_NL__2PRFIN20070413_030230_000000422057_00147_26754_0135.N1	13-APR-2007 03:02:30	Straylight	41.500	78	Alp Lup	2.3040	28000.	83	26754	No
39	GOM_NL__2PRFIN20070413_030406_000000452057_00147_26754_0136.N1	13-APR-2007 03:04:06	Straylight	44.500	81	Eta Cen	2.3560	28000.	89	26754	No
40	GOM_NL__2PRFIN20070413_030632_000000482057_00147_26754_0137.N1	13-APR-2007 03:06:32	Straylight	48.000	54	5The Cen	2.0550	4500.0	96	26754	No
41	GOM_NL__2PRFIN20070413_031149_000000412057_00147_26754_0138.N1	13-APR-2007 03:11:49	Twilight	41.000	106	9Bet Crv	2.6480	5600.0	82	26754	No
42	GOM_NL__2PRFIN20070413_031339_000000522057_00147_26754_0139.N1	13-APR-2007 03:13:39	Bright	52.000	100	4Gam Crv	2.5800	13100.	104	26754	No

43	GOM_NL__2PRFIN20070413_031507_000000482057_00147_26754_0140.N1	13-APR-2007 03:15:07	Bright	47.500	15	67Alp Vir	0.97600	28000.	95	26754	No
44	GOM_NL__2PRFIN20070413_031812_000000382057_00147_26754_0141.N1	13-APR-2007 03:18:12	Bright	38.000	121	29Gam Vir	2.7400	7200.0	76	26754	No
45	GOM_NL__2PRFIN20070413_032207_000000392057_00147_26754_0142.N1	13-APR-2007 03:22:07	Bright	38.500	138	47Eps Vir	2.8280	4700.0	77	26754	No
46	GOM_NL__2PRFIN20070413_033019_000000582057_00147_26754_0143.N1	13-APR-2007 03:30:19	Bright	58.000	152	12Alp2CVn	2.8900	11000.	116	26754	No
47	GOM_NL__2PRFIN20070413_033400_000000392057_00147_26754_0144.N1	13-APR-2007 03:34:00	Bright	39.000	87	64Gam UMa	2.4330	11000.	78	26754	No
48	GOM_NL__2PRFIN20070413_033517_000000392057_00147_26754_0145.N1	13-APR-2007 03:35:17	Bright	38.500	32	77Eps UMa	1.7630	11000.	77	26754	No
49	GOM_NL__2PRFIN20070413_034143_000000352057_00147_26754_0146.N1	13-APR-2007 03:41:43	Bright	35.000	60	7Bet UMi	2.0810	3950.0	70	26754	No
50	GOM_NL__2PRFIN20070413_034419_000000352057_00147_26754_0147.N1	13-APR-2007 03:44:19	Bright	35.000	49	1Alp UMi	1.9900	6300.0	70	26754	No
51	GOM_NL__2PRFIN20070413_035143_000000382057_00147_26754_0148.N1	13-APR-2007 03:51:43	Bright	37.500	89	5Alp Cep	2.4510	8000.0	75	26754	No
52	GOM_NL__2PRFIN20070413_040125_000000352057_00147_26754_0149.N1	13-APR-2007 04:01:25	Bright	35.000	164	44Eta Peg	2.9480	5400.0	70	26754	No
53	GOM_NL__2PRFIN20070413_040820_000000502057_00147_26754_0150.N1	13-APR-2007 04:08:20	Twilight	50.000	61	8Eps Peg	2.1000	3900.0	100	26754	No
54	GOM_NL__2PRFIN20070413_041048_000000472057_00147_26754_0151.N1	13-APR-2007 04:10:48	Dark	46.500	162	34Alp Aqr	2.9440	5350.0	93	26754	No
55	GOM_NL__2PRFIN20070413_041317_000000482057_00147_26754_0152.N1	13-APR-2007 04:13:17	Dark	47.500	154	22Bet Aqr	2.8990	5700.0	95	26754	No
56	GOM_NL__2PRFIN20070413_042803_000000392057_00148_26755_9521.N1	13-APR-2007 04:28:03	Dark	38.500	45	Alp Pav	1.9400	26000.	77	26755	No
57	GOM_NL__2PRFIN20070413_043511_000000462057_00148_26755_9522.N1	13-APR-2007 04:35:11	Dark	46.000	141	Bet Ara	2.8400	4600.0	92	26755	No
58	GOM_NL__2PRFIN20070413_043733_000000412057_00148_26755_9523.N1	13-APR-2007 04:37:33	Dark	40.500	134	Bet TrA	2.8100	6600.0	81	26755	No
59	GOM_NL__2PRFIN20070413_044000_000000452057_00148_26755_9524.N1	13-APR-2007 04:40:00	Straylight	44.500	4	Alp1Cen	-0.010000	5800.0	89	26755	No
60	GOM_NL__2PRFIN20070413_044306_000000412057_00148_26755_9525.N1	13-APR-2007 04:43:06	Straylight	41.000	78	Alp Lup	2.3040	28000.	82	26755	No
61	GOM_NL__2PRFIN20070413_044442_000000432057_00148_26755_9526.N1	13-APR-2007 04:44:42	Straylight	43.000	81	Eta Cen	2.3560	28000.	86	26755	No
62	GOM_NL__2PRFIN20070413_044709_000000492057_00148_26755_9527.N1	13-APR-2007 04:47:09	Straylight	49.000	54	5The Cen	2.0550	4500.0	98	26755	No
63	GOM_NL__2PRFIN20070413_045225_000000432057_00148_26755_9528.N1	13-APR-2007 04:52:25	Twilight	43.000	106	9Bet Crv	2.6480	5600.0	86	26755	No
64	GOM_NL__2PRFIN20070413_045415_000000382057_00148_26755_9529.N1	13-APR-2007 04:54:15	Bright	37.500	100	4Gam Crv	2.5800	13100.	75	26755	No
65	GOM_NL__2PRFIN20070413_045544_000000442057_00148_26755_9530.N1	13-APR-2007 04:55:44	Bright	43.500	15	67Alp Vir	0.97600	28000.	87	26755	No
66	GOM_NL__2PRFIN20070413_045848_000000382057_00148_26755_9531.N1	13-APR-2007 04:58:48	Bright	38.000	121	29Gam Vir	2.7400	7200.0	76	26755	No
67	GOM_NL__2PRFIN20070413_050243_000000412057_00148_26755_9532.N1	13-APR-2007 05:02:43	Bright	41.000	138	47Eps Vir	2.8280	4700.0	82	26755	No
68	GOM_NL__2PRFIN20070413_051055_000000382057_00148_26755_9533.N1	13-APR-2007 05:10:55	Bright	37.500	152	12Alp2CVn	2.8900	11000.	75	26755	No
69	GOM_NL__2PRFIN20070413_051436_000000372057_00148_26755_9534.N1	13-APR-2007 05:14:36	Bright	36.500	87	64Gam UMa	2.4330	11000.	73	26755	No
70	GOM_NL__2PRFIN20070413_051552_000000392057_00148_26755_9535.N1	13-APR-2007 05:15:52	Bright	39.000	32	77Eps UMa	1.7630	11000.	78	26755	No
71	GOM_NL__2PRFIN20070413_052218_000000382057_00148_26755_9536.N1	13-APR-2007 05:22:18	Bright	37.500	60	7Bet UMi	2.0810	3950.0	75	26755	No
72	GOM_NL__2PRFIN20070413_052455_000000362057_00148_26755_9537.N1	13-APR-2007 05:24:55	Bright	35.500	49	1Alp UMi	1.9900	6300.0	71	26755	No
73	GOM_NL__2PRFIN20070413_053219_000000382057_00148_26755_9538.N1	13-APR-2007 05:32:19	Bright	38.000	89	5Alp Cep	2.4510	8000.0	76	26755	No
74	GOM_NL__2PRFIN20070413_054202_000000372057_00148_26755_9539.N1	13-APR-2007 05:42:02	Bright	36.500	164	44Eta Peg	2.9480	5400.0	73	26755	No
75	GOM_NL__2PRFIN20070413_054856_000000502057_00148_26755_9540.N1	13-APR-2007 05:48:56	Twilight	50.000	61	8Eps Peg	2.1000	3900.0	100	26755	No
76	GOM_NL__2PRFIN20070413_055124_000000442057_00148_26755_9541.N1	13-APR-2007 05:51:24	Dark	44.000	162	34Alp Aqr	2.9440	5350.0	88	26755	No
77	GOM_NL__2PRFIN20070413_055354_000000482057_00148_26755_9542.N1	13-APR-2007 05:53:54	Dark	47.500	154	22Bet Aqr	2.8990	5700.0	95	26755	No
78	GOM_NL__2PRFIN20070413_060840_000000382057_00149_26756_9539.N1	13-APR-2007 06:08:40	Dark	38.000	45	Alp Pav	1.9400	26000.	76	26756	No
79	GOM_NL__2PRFIN20070413_061548_000000452057_00149_26756_9540.N1	13-APR-2007 06:15:48	Dark	44.500	141	Bet Ara	2.8400	4600.0	89	26756	No
80	GOM_NL__2PRFIN20070413_061809_000000372057_00149_26756_9541.N1	13-APR-2007 06:18:09	Dark	37.000	134	Bet TrA	2.8100	6600.0	74	26756	No
81	GOM_NL__2PRFIN20070413_062036_000000532057_00149_26756_9542.N1	13-APR-2007 06:20:36	Straylight	53.000	4	Alp1Cen	-0.010000	5800.0	106	26756	No
82	GOM_NL__2PRFIN20070413_062343_000000422057_00149_26756_9543.N1	13-APR-2007 06:23:43	Straylight	42.000	78	Alp Lup	2.3040	28000.	84	26756	No
83	GOM_NL__2PRFIN20070413_062519_000000452057_00149_26756_9544.N1	13-APR-2007 06:25:19	Straylight	45.000	81	Eta Cen	2.3560	28000.	90	26756	No
84	GOM_NL__2PRFIN20070413_062745_000000482057_00149_26756_9545.N1	13-APR-2007 06:27:45	Straylight	48.000	54	5The Cen	2.0550	4500.0	96	26756	No
85	GOM_NL__2PRFIN20070413_063301_000000402057_00149_26756_9546.N1	13-APR-2007 06:33:01	Twilight	40.000	106	9Bet Crv	2.6480	5600.0	80	26756	No
86	GOM_NL__2PRFIN20070413_063452_000000382057_00149_26756_9547.N1	13-APR-2007 06:34:52	Bright	38.000	100	4Gam Crv	2.5800	13100.	76	26756	No
87	GOM_NL__2PRFIN20070413_063620_000000462057_00149_26756_9548.N1	13-APR-2007 06:36:20	Bright	46.000	15	67Alp Vir	0.97600	28000.	92	26756	No
88	GOM_NL__2PRFIN20070413_063924_000000392057_00149_26756_9549.N1	13-APR-2007 06:39:24	Bright	39.000	121	29Gam Vir	2.7400	7200.0	78	26756	No
89	GOM_NL__2PRFIN20070413_064318_000000412057_00149_26756_9550.N1	13-APR-2007 06:43:18	Bright	40.500	138	47Eps Vir	2.8280	4700.0	81	26756	No
90	GOM_NL__2PRFIN20070413_065131_000000382057_00149_26756_9551.N1	13-APR-2007 06:51:31	Bright	37.500	152	12Alp2CVn	2.8900	11000.	75	26756	No
91	GOM_NL__2PRFIN20070413_065512_000000352057_00149_26756_9552.N1	13-APR-2007 06:55:12	Bright	35.000	87	64Gam UMa	2.4330	11000.	70	26756	No
92	GOM_NL__2PRFIN20070413_065628_000000382057_00149_26756_9553.N1	13-APR-2007 06:56:28	Bright	37.500	32	77Eps UMa	1.7630	11000.	75	26756	No
93	GOM_NL__2PRFIN20070413_070254_000000402057_00149_26756_9554.N1	13-APR-2007 07:02:54	Bright	39.500	60	7Bet UMi	2.0810	3950.0	79	26756	No
94	GOM_NL__2PRFIN20070413_070531_000000362057_00149_26756_9555.N1	13-APR-2007 07:05:31	Bright	35.500	49	1Alp UMi	1.9900	6300.0	71	26756	No
95	GOM_NL__2PRFIN20070413_071255_000000492057_00149_26756_9556.N1	13-APR-2007 07:12:55	Bright	49.000	89	5Alp Cep	2.4510	8000.0	98	26756	No
96	GOM_NL__2PRFIN20070413_072238_000000362057_00149_26756_9557.N1	13-APR-2007 07:22:38	Bright	36.000	164	44Eta Peg	2.9480	5400.0	72	26756	No
97	GOM_NL__2PRFIN20070413_072932_000000522057_00149_26756_9558.N1	13-APR-2007 07:29:32	Twilight	51.500	61	8Eps Peg	2.1000	3900.0	103	26756	No
98	GOM_NL__2PRFIN20070413_073201_000000442057_00149_26756_9559.N1	13-APR-2007 07:32:01	Dark	44.000	162	34Alp Aqr	2.9440	5350.0	88	26756	No
99	GOM_NL__2PRFIN20070413_073430_000000492057_00149_26756_9560.N1	13-APR-2007 07:34:30	Dark	49.000	154	22Bet Aqr	2.8990	5700.0	98	26756	No
100	GOM_NL__2PRFIN20070413_073656_000000422057_00149_26756_9561.N1	13-APR-2007 07:36:56	Dark	42.000	142	49Del Cap	2.8500	8900.0	84	26756	No
101	GOM_NL__2PRFIN20070413_074916_000000412057_00150_26757_9567.N1	13-APR-2007 07:49:16	Dark	40.500	45	Alp Pav	1.9400	26000.	81	26757	No

102	GOM_NL__2PRFIN20070413_075624_000000532057_00150_26757_9568.N1	13-APR-2007 07:56:24	Dark	52.500	141	Bet Ara	2.8400	4600.0	105	26757	No
103	GOM_NL__2PRFIN20070413_075846_000000392057_00150_26757_9569.N1	13-APR-2007 07:58:46	Dark	38.500	134	Bet TrA	2.8100	6600.0	77	26757	No
104	GOM_NL__2PRFIN20070413_080113_000000452057_00150_26757_9570.N1	13-APR-2007 08:01:13	Straylight	44.500	4	Alp1Cen	-0.010000	5800.0	89	26757	No
105	GOM_NL__2PRFIN20070413_080419_000000422057_00150_26757_9571.N1	13-APR-2007 08:04:19	Straylight	41.500	78	Alp Lup	2.3040	28000.	83	26757	No
106	GOM_NL__2PRFIN20070413_080555_000000442057_00150_26757_9572.N1	13-APR-2007 08:05:55	Straylight	44.000	81	Eta Cen	2.3560	28000.	88	26757	No
107	GOM_NL__2PRFIN20070413_080821_000000482057_00150_26757_9573.N1	13-APR-2007 08:08:21	Straylight	48.000	54	5The Cen	2.0550	4500.0	96	26757	No
108	GOM_NL__2PRFIN20070413_081337_000000452057_00150_26757_9574.N1	13-APR-2007 08:13:37	Tw_i_and_stray	44.500	106	9Bet Crv	2.6480	5600.0	89	26757	No
109	GOM_NL__2PRFIN20070413_081528_000000402057_00150_26757_9575.N1	13-APR-2007 08:15:28	Bright	39.500	100	4Gam Crv	2.5800	13100.	79	26757	No
110	GOM_NL__2PRFIN20070413_081656_000000452057_00150_26757_9576.N1	13-APR-2007 08:16:56	Bright	44.500	15	67Alp Vir	0.97600	28000.	89	26757	No
111	GOM_NL__2PRFIN20070413_082000_000000392057_00150_26757_9577.N1	13-APR-2007 08:20:00	Bright	38.500	121	29Gam Vir	2.7400	7200.0	77	26757	No
112	GOM_NL__2PRFIN20070413_082354_000000422057_00150_26757_9578.N1	13-APR-2007 08:23:54	Bright	41.500	138	47Eps Vir	2.8280	4700.0	83	26757	No
113	GOM_NL__2PRFIN20070413_083207_000000382057_00150_26757_9579.N1	13-APR-2007 08:32:07	Bright	38.000	152	12Alp2CVn	2.8900	11000.	76	26757	No
114	GOM_NL__2PRFIN20070413_083548_000000362057_00150_26757_9580.N1	13-APR-2007 08:35:48	Bright	36.000	87	64Gam UMa	2.4330	11000.	72	26757	No
115	GOM_NL__2PRFIN20070413_083704_000000372057_00150_26757_9581.N1	13-APR-2007 08:37:04	Bright	36.500	32	77Eps UMa	1.7630	11000.	73	26757	No
116	GOM_NL__2PRFIN20070413_084330_000000392057_00150_26757_9582.N1	13-APR-2007 08:43:30	Bright	39.000	60	7Bet UMi	2.0810	3950.0	78	26757	No
117	GOM_NL__2PRFIN20070413_084607_000000352057_00150_26757_9583.N1	13-APR-2007 08:46:07	Bright	34.500	49	1Alp UMi	1.9900	6300.0	69	26757	No
118	GOM_NL__2PRFIN20070413_085330_000000432057_00150_26757_9584.N1	13-APR-2007 08:53:30	Bright	42.500	89	5Alp Cep	2.4510	8000.0	85	26757	No
119	GOM_NL__2PRFIN20070413_090314_000000362057_00150_26757_9585.N1	13-APR-2007 09:03:14	Bright	35.500	164	44Eta Peg	2.9480	5400.0	71	26757	No
120	GOM_NL__2PRFIN20070413_091009_000000492057_00150_26757_9586.N1	13-APR-2007 09:10:09	Twilight	48.500	61	8Eps Peg	2.1000	3900.0	97	26757	No
121	GOM_NL__2PRFIN20070413_091237_000000442057_00150_26757_9587.N1	13-APR-2007 09:12:37	Dark	44.000	162	34Alp Aqr	2.9440	5350.0	88	26757	No
122	GOM_NL__2PRFIN20070413_091507_000000462057_00150_26757_9588.N1	13-APR-2007 09:15:07	Dark	46.000	154	22Bet Aqr	2.8990	5700.0	92	26757	No
123	GOM_NL__2PRFIN20070413_091732_000000412057_00150_26757_9589.N1	13-APR-2007 09:17:32	Dark	41.000	142	49Del Cap	2.8500	8900.0	82	26757	No
124	GOM_NL__2PRFIN20070413_092953_000000412057_00151_26758_9582.N1	13-APR-2007 09:29:53	Dark	40.500	45	Alp Pav	1.9400	26000.	81	26758	No
125	GOM_NL__2PRFIN20070413_093701_000000432057_00151_26758_9583.N1	13-APR-2007 09:37:01	Dark	43.000	141	Bet Ara	2.8400	4600.0	86	26758	No
126	GOM_NL__2PRFIN20070413_093922_000000392057_00151_26758_9584.N1	13-APR-2007 09:39:22	Dark	38.500	134	Bet TrA	2.8100	6600.0	77	26758	No
127	GOM_NL__2PRFIN20070413_094149_000000532057_00151_26758_9585.N1	13-APR-2007 09:41:49	Straylight	52.500	4	Alp1Cen	-0.010000	5800.0	105	26758	No
128	GOM_NL__2PRFIN20070413_094456_000000432057_00151_26758_9586.N1	13-APR-2007 09:44:56	Straylight	42.500	78	Alp Lup	2.3040	28000.	85	26758	No
129	GOM_NL__2PRFIN20070413_094632_000000432057_00151_26758_9587.N1	13-APR-2007 09:46:32	Straylight	43.000	81	Eta Cen	2.3560	28000.	86	26758	No
130	GOM_NL__2PRFIN20070413_094858_000000492057_00151_26758_9588.N1	13-APR-2007 09:48:58	Straylight	49.000	54	5The Cen	2.0550	4500.0	98	26758	No
131	GOM_NL__2PRFIN20070413_095413_000000422057_00151_26758_9589.N1	13-APR-2007 09:54:13	Tw_i_and_stray	41.500	106	9Bet Crv	2.6480	5600.0	83	26758	No
132	GOM_NL__2PRFIN20070413_095604_000000502057_00151_26758_9590.N1	13-APR-2007 09:56:04	Bright	50.000	100	4Gam Crv	2.5800	13100.	100	26758	No
133	GOM_NL__2PRFIN20070413_095731_000000452057_00151_26758_9591.N1	13-APR-2007 09:57:31	Bright	44.500	15	67Alp Vir	0.97600	28000.	89	26758	No
134	GOM_NL__2PRFIN20070413_100036_000000402057_00151_26758_9592.N1	13-APR-2007 10:00:36	Bright	39.500	121	29Gam Vir	2.7400	7200.0	79	26758	No
135	GOM_NL__2PRFIN20070413_100430_000000412057_00151_26758_9593.N1	13-APR-2007 10:04:30	Bright	41.000	138	47Eps Vir	2.8280	4700.0	82	26758	No
136	GOM_NL__2PRFIN20070413_101242_000000392057_00151_26758_9594.N1	13-APR-2007 10:12:42	Bright	38.500	152	12Alp2CVn	2.8900	11000.	77	26758	No
137	GOM_NL__2PRFIN20070413_101623_000000362057_00151_26758_9595.N1	13-APR-2007 10:16:23	Bright	36.000	87	64Gam UMa	2.4330	11000.	72	26758	No
138	GOM_NL__2PRFIN20070413_101739_000000402057_00151_26758_9596.N1	13-APR-2007 10:17:39	Bright	40.000	32	77Eps UMa	1.7630	11000.	80	26758	No
139	GOM_NL__2PRFIN20070413_102405_000000382057_00151_26758_9597.N1	13-APR-2007 10:24:05	Bright	38.000	60	7Bet UMi	2.0810	3950.0	76	26758	No
140	GOM_NL__2PRFIN20070413_102643_000000362057_00151_26758_9598.N1	13-APR-2007 10:26:43	Bright	36.000	49	1Alp UMi	1.9900	6300.0	72	26758	No
141	GOM_NL__2PRFIN20070413_103406_000000392057_00151_26758_9599.N1	13-APR-2007 10:34:06	Bright	38.500	89	5Alp Cep	2.4510	8000.0	77	26758	No
142	GOM_NL__2PRFIN20070413_104350_000000352057_00151_26758_9600.N1	13-APR-2007 10:43:50	Bright	35.000	164	44Eta Peg	2.9480	5400.0	70	26758	No
143	GOM_NL__2PRFIN20070413_105045_000000502057_00151_26758_9601.N1	13-APR-2007 10:50:45	Twilight	49.500	61	8Eps Peg	2.1000	3900.0	99	26758	No
144	GOM_NL__2PRFIN20070413_105313_000000452057_00151_26758_9602.N1	13-APR-2007 10:53:13	Dark	45.000	162	34Alp Aqr	2.9440	5350.0	90	26758	No
145	GOM_NL__2PRFIN20070413_105543_000000482057_00151_26758_9603.N1	13-APR-2007 10:55:43	Dark	47.500	154	22Bet Aqr	2.8990	5700.0	95	26758	No
146	GOM_NL__2PRFIN20070413_105809_000000422057_00151_26758_9604.N1	13-APR-2007 10:58:09	Dark	42.000	142	49Del Cap	2.8500	8900.0	84	26758	No
147	GOM_NL__2PRFIN20070413_111029_000000392057_00152_26759_9594.N1	13-APR-2007 11:10:29	Dark	38.500	45	Alp Pav	1.9400	26000.	77	26759	No
148	GOM_NL__2PRFIN20070413_111738_000000432057_00152_26759_9595.N1	13-APR-2007 11:17:38	Dark	43.000	141	Bet Ara	2.8400	4600.0	86	26759	No
149	GOM_NL__2PRFIN20070413_111958_000000402057_00152_26759_9596.N1	13-APR-2007 11:19:58	Dark	39.500	134	Bet TrA	2.8100	6600.0	79	26759	No
150	GOM_NL__2PRFIN20070413_112225_000000472057_00152_26759_9597.N1	13-APR-2007 11:22:25	Straylight	47.000	4	Alp1Cen	-0.010000	5800.0	94	26759	No
151	GOM_NL__2PRFIN20070413_112532_000000452057_00152_26759_9598.N1	13-APR-2007 11:25:32	Straylight	44.500	78	Alp Lup	2.3040	28000.	89	26759	No
152	GOM_NL__2PRFIN20070413_112708_000000442057_00152_26759_9599.N1	13-APR-2007 11:27:08	Straylight	44.000	81	Eta Cen	2.3560	28000.	88	26759	No
153	GOM_NL__2PRFIN20070413_112934_000000492057_00152_26759_9600.N1	13-APR-2007 11:29:34	Straylight	49.000	54	5The Cen	2.0550	4500.0	98	26759	No
154	GOM_NL__2PRFIN20070413_113449_000000432057_00152_26759_9601.N1	13-APR-2007 11:34:49	Tw_i_and_stray	42.500	106	9Bet Crv	2.6480	5600.0	85	26759	No
155	GOM_NL__2PRFIN20070413_113640_000000392057_00152_26759_9602.N1	13-APR-2007 11:36:40	Bright	39.000	100	4Gam Crv	2.5800	13100.	78	26759	No
156	GOM_NL__2PRFIN20070413_113807_000000442057_00152_26759_9603.N1	13-APR-2007 11:38:07	Bright	43.500	15	67Alp Vir	0.97600	28000.	87	26759	No
157	GOM_NL__2PRFIN20070413_114112_000000392057_00152_26759_9604.N1	13-APR-2007 11:41:12	Bright	38.500	121	29Gam Vir	2.7400	7200.0	77	26759	No
158	GOM_NL__2PRFIN20070413_114505_000000402057_00152_26759_9605.N1	13-APR-2007 11:45:05	Bright	40.000	138	47Eps Vir	2.8280	4700.0	80	26759	No
159	GOM_NL__2PRFIN20070413_115318_000000392057_00152_26759_9606.N1	13-APR-2007 11:53:18	Bright	38.500	152	12Alp2CVn	2.8900	11000.	77	26759	No
160	GOM_NL__2PRFIN20070413_115659_000000342057_00152_26759_9607.N1	13-APR-2007 11:56:59	Bright	34.000	87	64Gam UMa	2.4330	11000.	68	26759	No

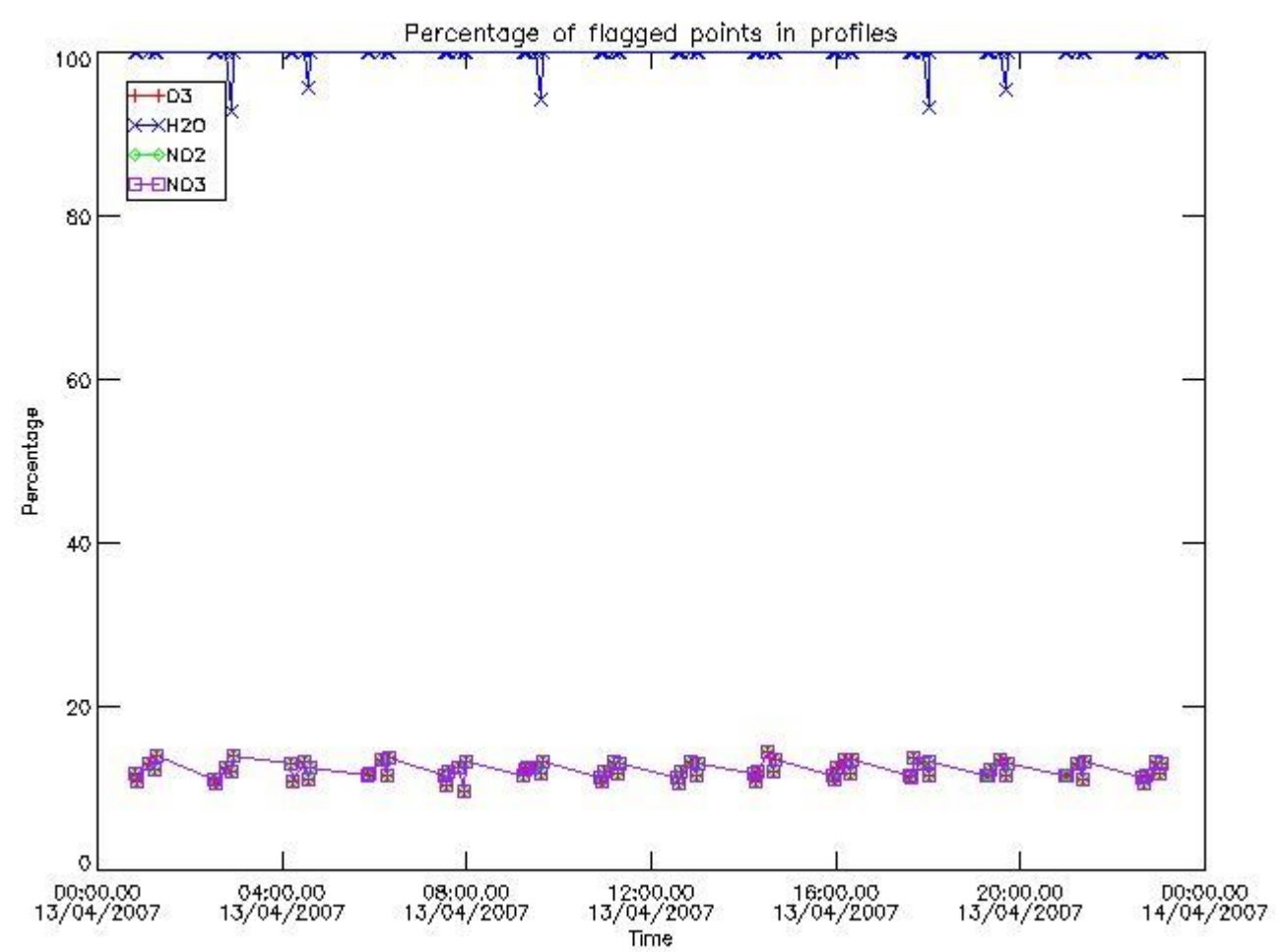
161	GOM_NL__2PRFIN20070413_115815_000000372057_00152_26759_9608.N1	13-APR-2007 11:58:15	Bright	36.500	32	77Eps UMa	1.7630	11000.	73	26759	No
162	GOM_NL__2PRFIN20070413_120441_000000372057_00152_26759_9609.N1	13-APR-2007 12:04:41	Bright	37.000	60	7Bet UMi	2.0810	3950.0	74	26759	No
163	GOM_NL__2PRFIN20070413_120719_000000332057_00152_26759_9610.N1	13-APR-2007 12:07:19	Bright	33.000	49	1Alp UMi	1.9900	6300.0	66	26759	No
164	GOM_NL__2PRFIN20070413_121442_000000372057_00152_26759_9611.N1	13-APR-2007 12:14:42	Bright	36.500	89	5Alp Cep	2.4510	8000.0	73	26759	No
165	GOM_NL__2PRFIN20070413_122426_000000362057_00152_26759_9612.N1	13-APR-2007 12:24:26	Bright	36.000	164	44Eta Peg	2.9480	5400.0	72	26759	No
166	GOM_NL__2PRFIN20070413_123121_000000532057_00152_26759_9613.N1	13-APR-2007 12:31:21	Twilight	52.500	61	8Eps Peg	2.1000	3900.0	105	26759	No
167	GOM_NL__2PRFIN20070413_123350_000000452057_00152_26759_9614.N1	13-APR-2007 12:33:50	Dark	45.000	162	34Alp Aqr	2.9440	5350.0	90	26759	No
168	GOM_NL__2PRFIN20070413_123620_000000482057_00152_26759_9615.N1	13-APR-2007 12:36:20	Dark	48.000	154	22Bet Aqr	2.8990	5700.0	96	26759	No
169	GOM_NL__2PRFIN20070413_123845_000000432057_00152_26759_9616.N1	13-APR-2007 12:38:45	Dark	42.500	142	49Del Cap	2.8500	8900.0	85	26759	No
170	GOM_NL__2PRFIN20070413_125105_000000392057_00153_26760_9622.N1	13-APR-2007 12:51:05	Dark	38.500	45	Alp Pav	1.9400	26000.	77	26760	No
171	GOM_NL__2PRFIN20070413_125814_000000442057_00153_26760_9623.N1	13-APR-2007 12:58:14	Dark	44.000	141	Bet Ara	2.8400	4600.0	88	26760	No
172	GOM_NL__2PRFIN20070413_130035_000000402057_00153_26760_9624.N1	13-APR-2007 13:00:35	Dark	39.500	134	Bet TrA	2.8100	6600.0	79	26760	No
173	GOM_NL__2PRFIN20070413_130302_000000462057_00153_26760_9625.N1	13-APR-2007 13:03:02	Straylight	45.500	4	Alp1Cen	-0.010000	5800.0	91	26760	No
174	GOM_NL__2PRFIN20070413_130608_000000422057_00153_26760_9626.N1	13-APR-2007 13:06:08	Straylight	41.500	78	Alp Lup	2.3040	28000.	83	26760	No
175	GOM_NL__2PRFIN20070413_130744_000000452057_00153_26760_9627.N1	13-APR-2007 13:07:44	Straylight	45.000	81	Eta Cen	2.3560	28000.	90	26760	No
176	GOM_NL__2PRFIN20070413_131010_000000492057_00153_26760_9628.N1	13-APR-2007 13:10:10	Straylight	49.000	54	5The Cen	2.0550	4500.0	98	26760	No
177	GOM_NL__2PRFIN20070413_131525_000000432057_00153_26760_9629.N1	13-APR-2007 13:15:25	Twi_and_stray	43.000	106	9Bet Crv	2.6480	5600.0	86	26760	No
178	GOM_NL__2PRFIN20070413_131716_000000482057_00153_26760_9630.N1	13-APR-2007 13:17:16	Bright	48.000	100	4Gam Crv	2.5800	13100.	96	26760	No
179	GOM_NL__2PRFIN20070413_131843_000000422057_00153_26760_9631.N1	13-APR-2007 13:18:43	Bright	42.000	15	67Alp Vir	0.97600	28000.	84	26760	No
180	GOM_NL__2PRFIN20070413_132147_000000392057_00153_26760_9632.N1	13-APR-2007 13:21:47	Bright	38.500	121	29Gam Vir	2.7400	7200.0	77	26760	No
181	GOM_NL__2PRFIN20070413_132541_000000412057_00153_26760_9633.N1	13-APR-2007 13:25:41	Bright	41.000	138	47Eps Vir	2.8280	4700.0	82	26760	No
182	GOM_NL__2PRFIN20070413_133353_000000382057_00153_26760_9634.N1	13-APR-2007 13:33:53	Bright	37.500	152	12Alp2CVn	2.8900	11000.	75	26760	No
183	GOM_NL__2PRFIN20070413_133735_000000362057_00153_26760_9635.N1	13-APR-2007 13:37:35	Bright	36.000	87	64Gam UMa	2.4330	11000.	72	26760	No
184	GOM_NL__2PRFIN20070413_133851_000000382057_00153_26760_9636.N1	13-APR-2007 13:38:51	Bright	38.000	32	77Eps UMa	1.7630	11000.	76	26760	No
185	GOM_NL__2PRFIN20070413_134516_000000402057_00153_26760_9637.N1	13-APR-2007 13:45:16	Bright	39.500	60	7Bet UMi	2.0810	3950.0	79	26760	No
186	GOM_NL__2PRFIN20070413_134755_000000362057_00153_26760_9638.N1	13-APR-2007 13:47:55	Bright	36.000	49	1Alp UMi	1.9900	6300.0	72	26760	No
187	GOM_NL__2PRFIN20070413_135518_000000572057_00153_26760_9639.N1	13-APR-2007 13:55:18	Bright	57.000	89	5Alp Cep	2.4510	8000.0	114	26760	No
188	GOM_NL__2PRFIN20070413_140502_000000492057_00153_26760_9640.N1	13-APR-2007 14:05:02	Bright	48.500	164	44Eta Peg	2.9480	5400.0	97	26760	No
189	GOM_NL__2PRFIN20070413_141158_000000452057_00153_26760_9641.N1	13-APR-2007 14:11:58	Twilight	45.000	61	8Eps Peg	2.1000	3900.0	90	26760	No
190	GOM_NL__2PRFIN20070413_141426_000000432057_00153_26760_9642.N1	13-APR-2007 14:14:26	Dark	43.000	162	34Alp Aqr	2.9440	5350.0	86	26760	No
191	GOM_NL__2PRFIN20070413_141656_000000472057_00153_26760_9643.N1	13-APR-2007 14:16:56	Dark	47.000	154	22Bet Aqr	2.8990	5700.0	94	26760	No
192	GOM_NL__2PRFIN20070413_141922_000000432057_00153_26760_9644.N1	13-APR-2007 14:19:22	Dark	42.500	142	49Del Cap	2.8500	8900.0	85	26760	No
193	GOM_NL__2PRFIN20070413_143142_000000392057_00154_26761_9637.N1	13-APR-2007 14:31:42	Dark	38.500	45	Alp Pav	1.9400	26000.	77	26761	No
194	GOM_NL__2PRFIN20070413_143851_000000432057_00154_26761_9638.N1	13-APR-2007 14:38:51	Dark	42.500	141	Bet Ara	2.8400	4600.0	85	26761	No
195	GOM_NL__2PRFIN20070413_144111_000000382057_00154_26761_9639.N1	13-APR-2007 14:41:11	Dark	38.000	134	Bet TrA	2.8100	6600.0	76	26761	No
196	GOM_NL__2PRFIN20070413_144338_000000422057_00154_26761_9640.N1	13-APR-2007 14:43:38	Straylight	42.000	4	Alp1Cen	-0.010000	5800.0	84	26761	No
197	GOM_NL__2PRFIN20070413_144645_000000442057_00154_26761_9641.N1	13-APR-2007 14:46:45	Straylight	44.000	78	Alp Lup	2.3040	28000.	88	26761	No
198	GOM_NL__2PRFIN20070413_144821_000000432057_00154_26761_9642.N1	13-APR-2007 14:48:21	Straylight	42.500	81	Eta Cen	2.3560	28000.	85	26761	No
199	GOM_NL__2PRFIN20070413_145046_000000482057_00154_26761_9643.N1	13-APR-2007 14:50:46	Straylight	47.500	54	5The Cen	2.0550	4500.0	95	26761	No
200	GOM_NL__2PRFIN20070413_145601_000000432057_00154_26761_9644.N1	13-APR-2007 14:56:01	Twi_and_stray	42.500	106	9Bet Crv	2.6480	5600.0	85	26761	No
201	GOM_NL__2PRFIN20070413_145752_000000492057_00154_26761_9645.N1	13-APR-2007 14:57:52	Bright	48.500	100	4Gam Crv	2.5800	13100.	97	26761	No
202	GOM_NL__2PRFIN20070413_145919_000000472057_00154_26761_9646.N1	13-APR-2007 14:59:19	Bright	46.500	15	67Alp Vir	0.97600	28000.	93	26761	No
203	GOM_NL__2PRFIN20070413_150223_000000392057_00154_26761_9647.N1	13-APR-2007 15:02:23	Bright	38.500	121	29Gam Vir	2.7400	7200.0	77	26761	No
204	GOM_NL__2PRFIN20070413_150617_000000412057_00154_26761_9648.N1	13-APR-2007 15:06:17	Bright	40.500	138	47Eps Vir	2.8280	4700.0	81	26761	No
205	GOM_NL__2PRFIN20070413_151429_000000382057_00154_26761_9649.N1	13-APR-2007 15:14:29	Bright	38.000	152	12Alp2CVn	2.8900	11000.	76	26761	No
206	GOM_NL__2PRFIN20070413_151811_000000362057_00154_26761_9650.N1	13-APR-2007 15:18:11	Bright	36.000	87	64Gam UMa	2.4330	11000.	72	26761	No
207	GOM_NL__2PRFIN20070413_151926_000000402057_00154_26761_9651.N1	13-APR-2007 15:19:26	Bright	39.500	32	77Eps UMa	1.7630	11000.	79	26761	No
208	GOM_NL__2PRFIN20070413_152552_000000392057_00154_26761_9652.N1	13-APR-2007 15:25:52	Bright	39.000	60	7Bet UMi	2.0810	3950.0	78	26761	No
209	GOM_NL__2PRFIN20070413_152831_000000342057_00154_26761_9653.N1	13-APR-2007 15:28:31	Bright	34.000	49	1Alp UMi	1.9900	6300.0	68	26761	No
210	GOM_NL__2PRFIN20070413_153554_000000372057_00154_26761_9654.N1	13-APR-2007 15:35:54	Bright	37.000	89	5Alp Cep	2.4510	8000.0	74	26761	No
211	GOM_NL__2PRFIN20070413_154538_000000362057_00154_26761_9655.N1	13-APR-2007 15:45:38	Bright	35.500	164	44Eta Peg	2.9480	5400.0	71	26761	No
212	GOM_NL__2PRFIN20070413_155234_000000482057_00154_26761_9656.N1	13-APR-2007 15:52:34	Twilight	48.000	61	8Eps Peg	2.1000	3900.0	96	26761	No
213	GOM_NL__2PRFIN20070413_155502_000000452057_00154_26761_9657.N1	13-APR-2007 15:55:02	Dark	44.500	162	34Alp Aqr	2.9440	5350.0	89	26761	No
214	GOM_NL__2PRFIN20070413_155733_000000462057_00154_26761_9658.N1	13-APR-2007 15:57:33	Dark	46.000	154	22Bet Aqr	2.8990	5700.0	92	26761	No
215	GOM_NL__2PRFIN20070413_155958_000000412057_00154_26761_9659.N1	13-APR-2007 15:59:58	Dark	41.000	142	49Del Cap	2.8500	8900.0	82	26761	No
216	GOM_NL__2PRFIN20070413_161218_000000382057_00155_26762_9656.N1	13-APR-2007 16:12:18	Dark	38.000	45	Alp Pav	1.9400	26000.	76	26762	No
217	GOM_NL__2PRFIN20070413_161928_000000442057_00155_26762_9657.N1	13-APR-2007 16:19:28	Dark	43.500	141	Bet Ara	2.8400	4600.0	87	26762	No
218	GOM_NL__2PRFIN20070413_162148_000000382057_00155_26762_9658.N1	13-APR-2007 16:21:48	Dark	38.000	134	Bet TrA	2.8100	6600.0	76	26762	No
219	GOM_NL__2PRFIN20070413_162414_000000412057_00155_26762_9659.N1	13-APR-2007 16:24:14	Straylight	40.500	4	Alp1Cen	-0.010000	5800.0	81	26762	No

279	GOM_NL__2PRFIN20070413_205423_000000492057_00157_26764_9702.N1	13-APR-2007 20:54:23	Twilight	49.000	61	8Eps Peg	2.1000	3900.0	98	26764	No
280	GOM_NL__2PRFIN20070413_205651_000000452057_00157_26764_9703.N1	13-APR-2007 20:56:51	Dark	44.500	162	34Alp Aqr	2.9440	5350.0	89	26764	No
281	GOM_NL__2PRFIN20070413_205922_000000452057_00157_26764_9704.N1	13-APR-2007 20:59:22	Dark	44.500	154	22Bet Aqr	2.8990	5700.0	89	26764	No
282	GOM_NL__2PRFIN20070413_210148_000000452057_00157_26764_9705.N1	13-APR-2007 21:01:48	Dark	44.500	142	49Del Cap	2.8500	8900.0	89	26764	No
283	GOM_NL__2PRFIN20070413_211408_000000392057_00158_26765_9707.N1	13-APR-2007 21:14:08	Dark	39.000	45	Alp Pav	1.9400	26000.	78	26765	No
284	GOM_NL__2PRFIN20070413_212118_000000462057_00158_26765_9708.N1	13-APR-2007 21:21:18	Dark	45.500	141	Bet Ara	2.8400	4600.0	91	26765	No
285	GOM_NL__2PRFIN20070413_212337_000000392057_00158_26765_9709.N1	13-APR-2007 21:23:37	Dark	38.500	134	Bet TrA	2.8100	6600.0	77	26765	No
286	GOM_NL__2PRFIN20070413_212603_000000502057_00158_26765_9710.N1	13-APR-2007 21:26:03	Straylight	50.000	4	Alp1Cen	-0.010000	5800.0	100	26765	No
287	GOM_NL__2PRFIN20070413_212911_000000442057_00158_26765_9711.N1	13-APR-2007 21:29:11	Straylight	44.000	78	Alp Lup	2.3040	28000.	88	26765	No
288	GOM_NL__2PRFIN20070413_213047_000000452057_00158_26765_9712.N1	13-APR-2007 21:30:47	Straylight	44.500	81	Eta Cen	2.3560	28000.	89	26765	No
289	GOM_NL__2PRFIN20070413_213312_000000472057_00158_26765_9713.N1	13-APR-2007 21:33:12	Straylight	47.000	54	5The Cen	2.0550	4500.0	94	26765	No
290	GOM_NL__2PRFIN20070413_213826_000000412057_00158_26765_9714.N1	13-APR-2007 21:38:26	Twilight_and_stray	40.500	106	9Bet Crv	2.6480	5600.0	81	26765	No
291	GOM_NL__2PRFIN20070413_214022_000000382057_00158_26765_9715.N1	13-APR-2007 21:40:22	Bright	38.000	100	4Gam Crv	2.5800	13100.	76	26765	No
292	GOM_NL__2PRFIN20070413_214143_000000452057_00158_26765_9716.N1	13-APR-2007 21:41:43	Bright	45.000	15	67Alp Vir	0.97600	28000.	90	26765	No
293	GOM_NL__2PRFIN20070413_214447_000000392057_00158_26765_9717.N1	13-APR-2007 21:44:47	Bright	38.500	121	29Gam Vir	2.7400	7200.0	77	26765	No
294	GOM_NL__2PRFIN20070413_214840_000000402057_00158_26765_9718.N1	13-APR-2007 21:48:40	Bright	40.000	138	47Eps Vir	2.8280	4700.0	80	26765	No
295	GOM_NL__2PRFIN20070413_215651_000000392057_00158_26765_9719.N1	13-APR-2007 21:56:51	Bright	39.000	152	12Alp2CVn	2.8900	11000.	78	26765	No
296	GOM_NL__2PRFIN20070413_220815_000000382057_00158_26765_9720.N1	13-APR-2007 22:08:15	Bright	38.000	60	7Bet UMi	2.0810	3950.0	76	26765	No
297	GOM_NL__2PRFIN20070413_221055_000000332057_00158_26765_9721.N1	13-APR-2007 22:10:55	Bright	33.000	49	1Alp UMi	1.9900	6300.0	66	26765	No
298	GOM_NL__2PRFIN20070413_221817_000000382057_00158_26765_9722.N1	13-APR-2007 22:18:17	Bright	37.500	89	5Alp Cep	2.4510	8000.0	75	26765	No
299	GOM_NL__2PRFIN20070413_222803_000000352057_00158_26765_9723.N1	13-APR-2007 22:28:03	Bright	34.500	164	44Eta Peg	2.9480	5400.0	69	26765	No
300	GOM_NL__2PRFIN20070413_223459_000000502057_00158_26765_9724.N1	13-APR-2007 22:34:59	Twilight	49.500	61	8Eps Peg	2.1000	3900.0	99	26765	No
301	GOM_NL__2PRFIN20070413_223727_000000452057_00158_26765_9725.N1	13-APR-2007 22:37:27	Dark	45.000	162	34Alp Aqr	2.9440	5350.0	90	26765	No
302	GOM_NL__2PRFIN20070413_223959_000000482057_00158_26765_9726.N1	13-APR-2007 22:39:59	Dark	48.000	154	22Bet Aqr	2.8990	5700.0	96	26765	No
303	GOM_NL__2PRFIN20070413_224224_000000442057_00158_26765_9727.N1	13-APR-2007 22:42:24	Dark	44.000	142	49Del Cap	2.8500	8900.0	88	26765	No
304	GOM_NL__2PRFIN20070413_225444_000000392057_00159_26766_9721.N1	13-APR-2007 22:54:44	Dark	38.500	45	Alp Pav	1.9400	26000.	77	26766	No
305	GOM_NL__2PRFIN20070413_230154_000000442057_00159_26766_9722.N1	13-APR-2007 23:01:54	Dark	43.500	141	Bet Ara	2.8400	4600.0	87	26766	No
306	GOM_NL__2PRFIN20070413_230413_000000392057_00159_26766_9723.N1	13-APR-2007 23:04:13	Dark	39.000	134	Bet TrA	2.8100	6600.0	78	26766	No
307	GOM_NL__2PRFIN20070413_230639_000000542057_00159_26766_9724.N1	13-APR-2007 23:06:39	Straylight	54.000	4	Alp1Cen	-0.010000	5800.0	108	26766	No
308	GOM_NL__2PRFIN20070413_230947_000000432057_00159_26766_9725.N1	13-APR-2007 23:09:47	Straylight	42.500	78	Alp Lup	2.3040	28000.	85	26766	No
309	GOM_NL__2PRFIN20070413_231123_000000462057_00159_26766_9726.N1	13-APR-2007 23:11:23	Straylight	46.000	81	Eta Cen	2.3560	28000.	92	26766	No
310	GOM_NL__2PRFIN20070413_231348_000000482057_00159_26766_9727.N1	13-APR-2007 23:13:48	Straylight	48.000	54	5The Cen	2.0550	4500.0	96	26766	No
311	GOM_NL__2PRFIN20070413_231902_000000442057_00159_26766_9728.N1	13-APR-2007 23:19:02	Twilight_and_stray	43.500	106	9Bet Crv	2.6480	5600.0	87	26766	No
312	GOM_NL__2PRFIN20070413_232102_000000472057_00159_26766_9729.N1	13-APR-2007 23:21:02	Bright	47.000	163	7Del Crv	2.9450	11000.	94	26766	No
313	GOM_NL__2PRFIN20070413_232523_000000392057_00159_26766_9730.N1	13-APR-2007 23:25:23	Bright	39.000	121	29Gam Vir	2.7400	7200.0	78	26766	No
314	GOM_NL__2PRFIN20070413_232916_000000402057_00159_26766_9731.N1	13-APR-2007 23:29:16	Bright	39.500	138	47Eps Vir	2.8280	4700.0	79	26766	No
315	GOM_NL__2PRFIN20070413_233727_000000392057_00159_26766_9732.N1	13-APR-2007 23:37:27	Bright	38.500	152	12Alp2CVn	2.8900	11000.	77	26766	No
316	GOM_NL__2PRFIN20070413_234110_000000342057_00159_26766_9733.N1	13-APR-2007 23:41:10	Bright	34.000	87	64Gam UMa	2.4330	11000.	68	26766	No
317	GOM_NL__2PRFIN20070413_234243_000000382057_00159_26766_9734.N1	13-APR-2007 23:42:43	Bright	38.000	55	79Zet UMa	2.0600	10200.	76	26766	No
318	GOM_NL__2PRFIN20070413_234850_000000372057_00159_26766_9735.N1	13-APR-2007 23:48:50	Bright	36.500	60	7Bet UMi	2.0810	3950.0	73	26766	No
319	GOM_NL__2PRFIN20070413_235131_000000352057_00159_26766_9736.N1	13-APR-2007 23:51:31	Bright	35.000	49	1Alp UMi	1.9900	6300.0	70	26766	No
320	GOM_NL__2PRFIN20070413_235853_000000572057_00159_26766_9737.N1	13-APR-2007 23:58:53	Bright	57.000	89	5Alp Cep	2.4510	8000.0	114	26766	No

3. Quality information per product

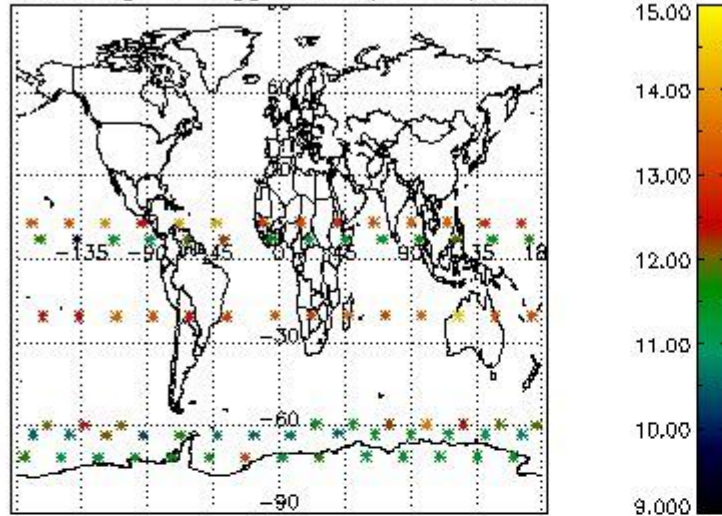
In this section it is plotted some information contained in the Quality Summary data set of the level 2 products. Only products in dark limb conditions and without errors (error flag in the MPH set to "0") are used.

3.1 Plot quality information per product (time dependant)

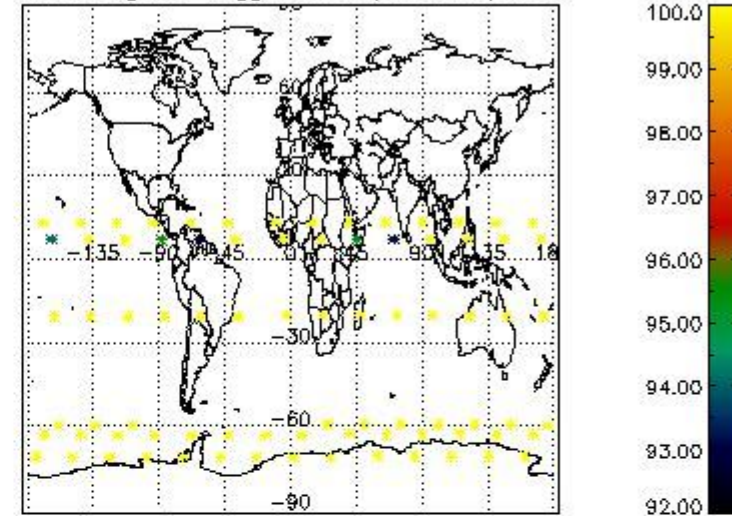


3.2 Plot quality information per product (world map)

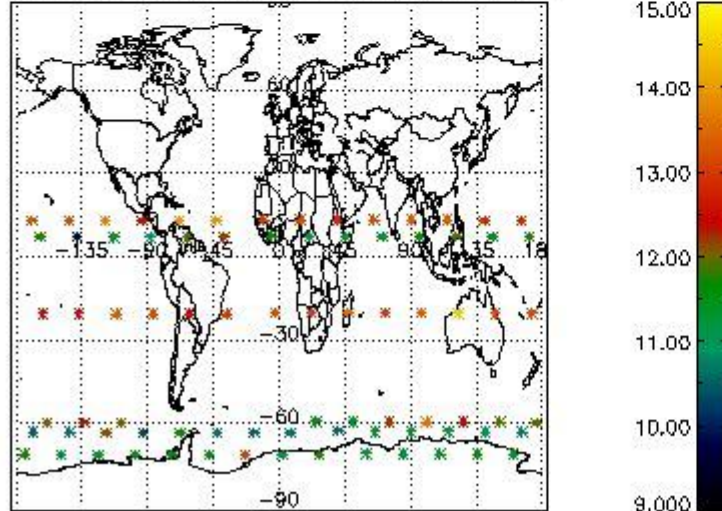
Percentage of flagged data per O3 profile



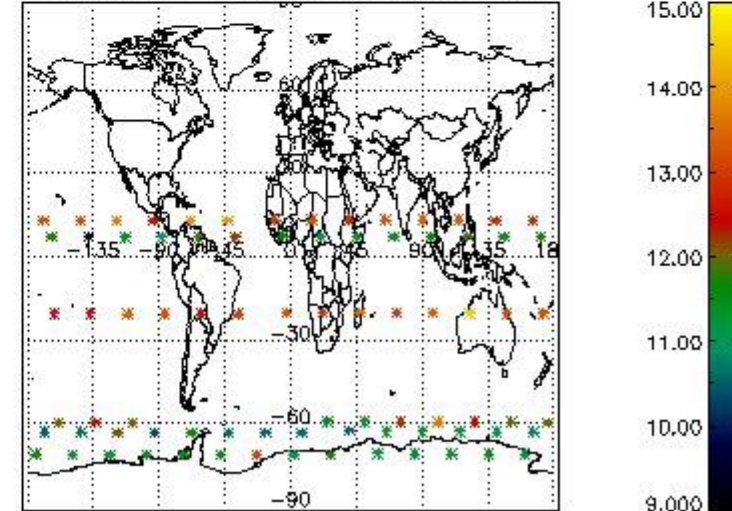
Percentage of flagged data per H2O profile



Percentage of flagged data per NO2 profile



Percentage of flagged data per NO3 profile

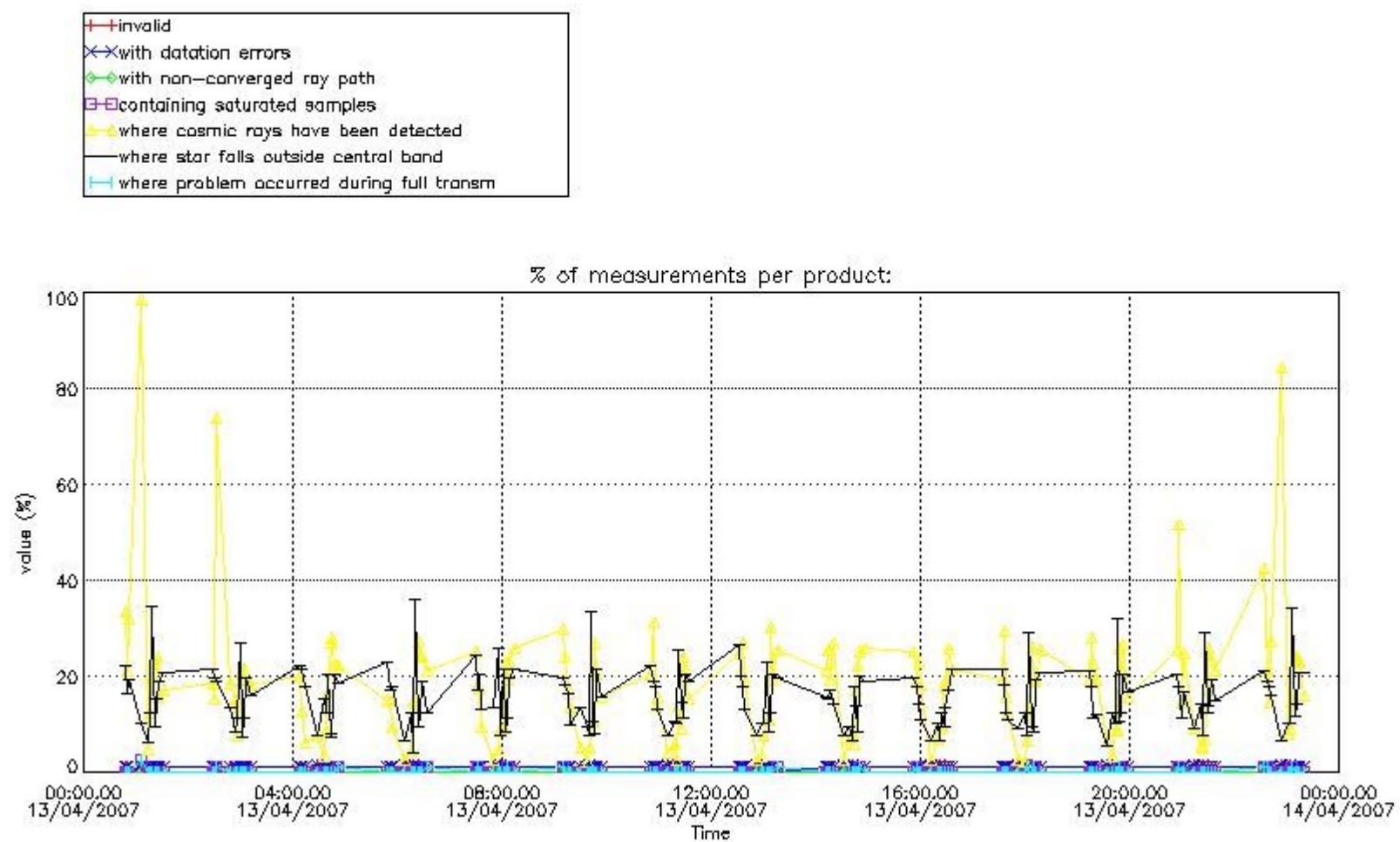


4. Level 1 quality information per product

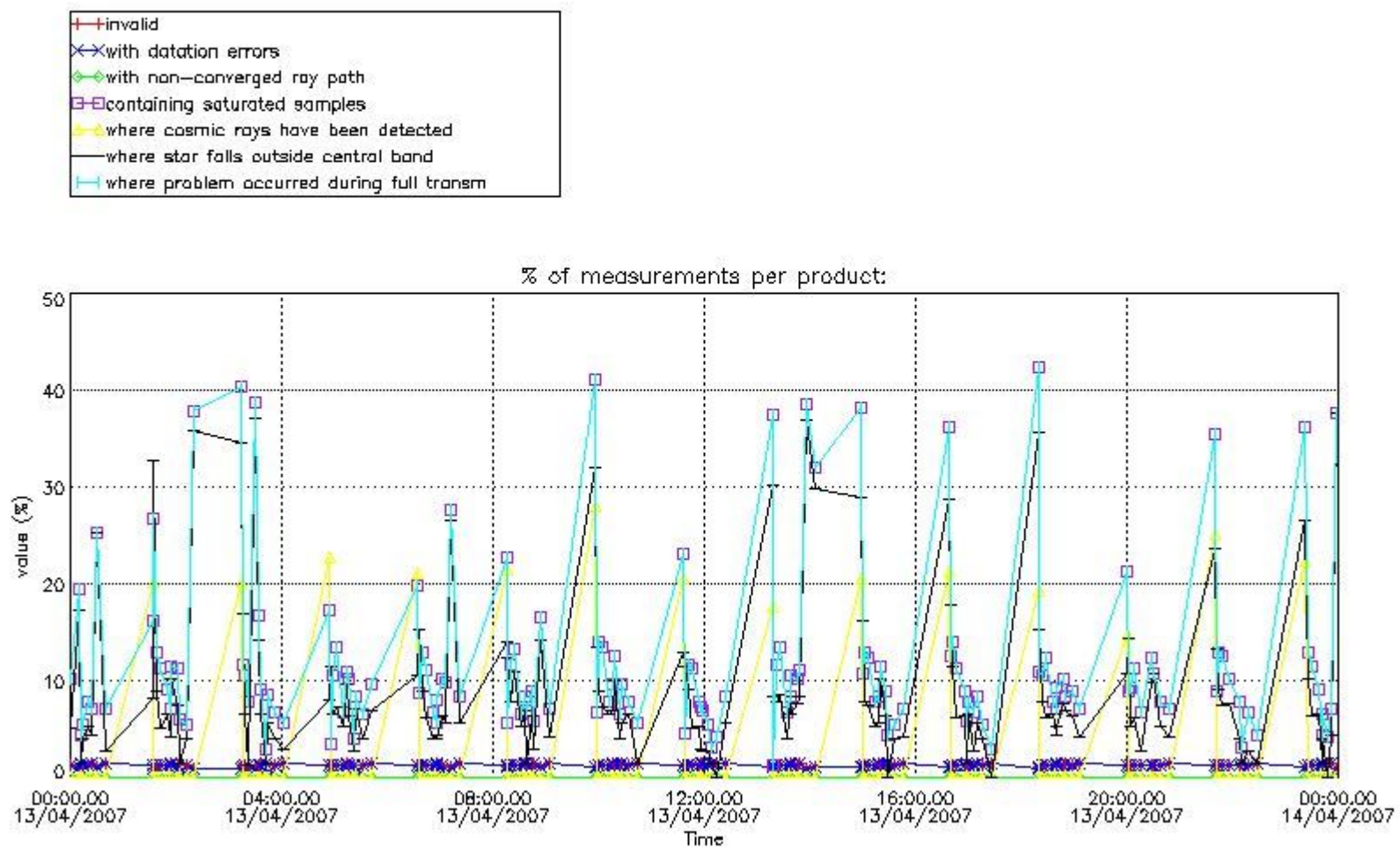
In this section it is plotted some information contained in the Quality Summary data set of the level 2 products that comes from the level 1b processing. Products without errors (error flag in the MPH set to "0") are used.

4.1 Plot quality information per product (time dependant) coming from level 1b processing

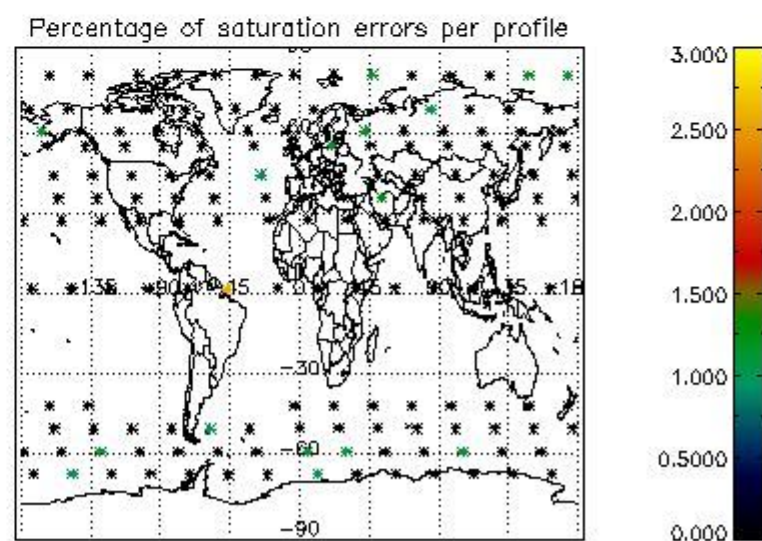
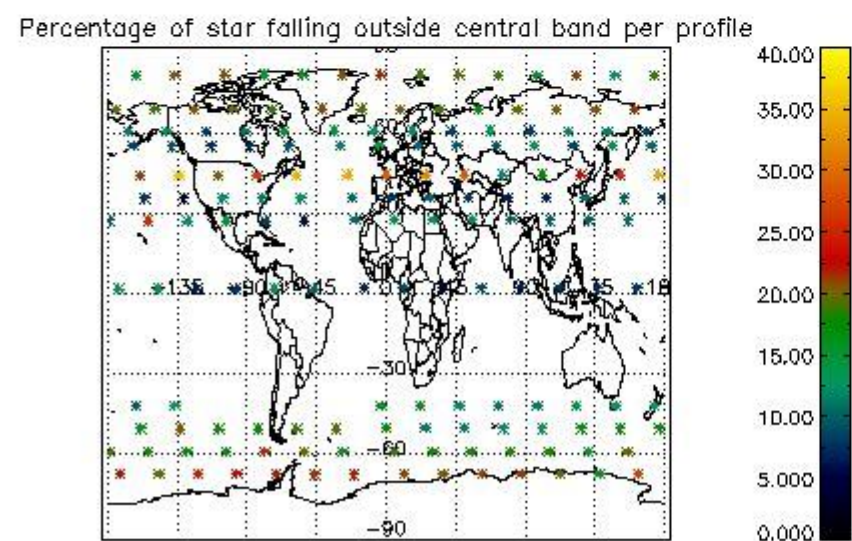
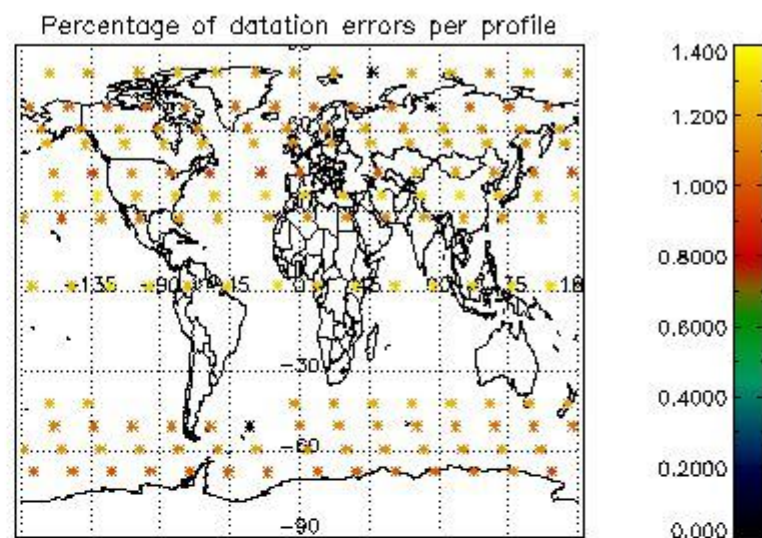
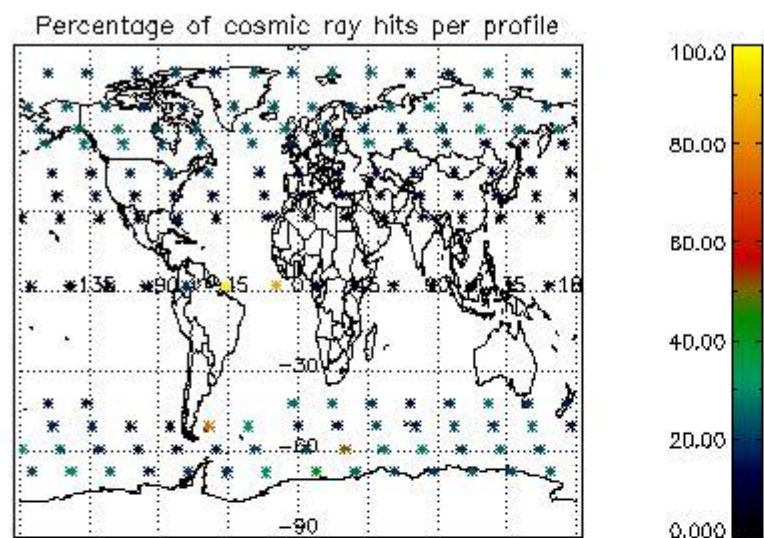
4.1.1 Plot level 1 quality information per product (time dependant): ENVISAT ASCENDING passes



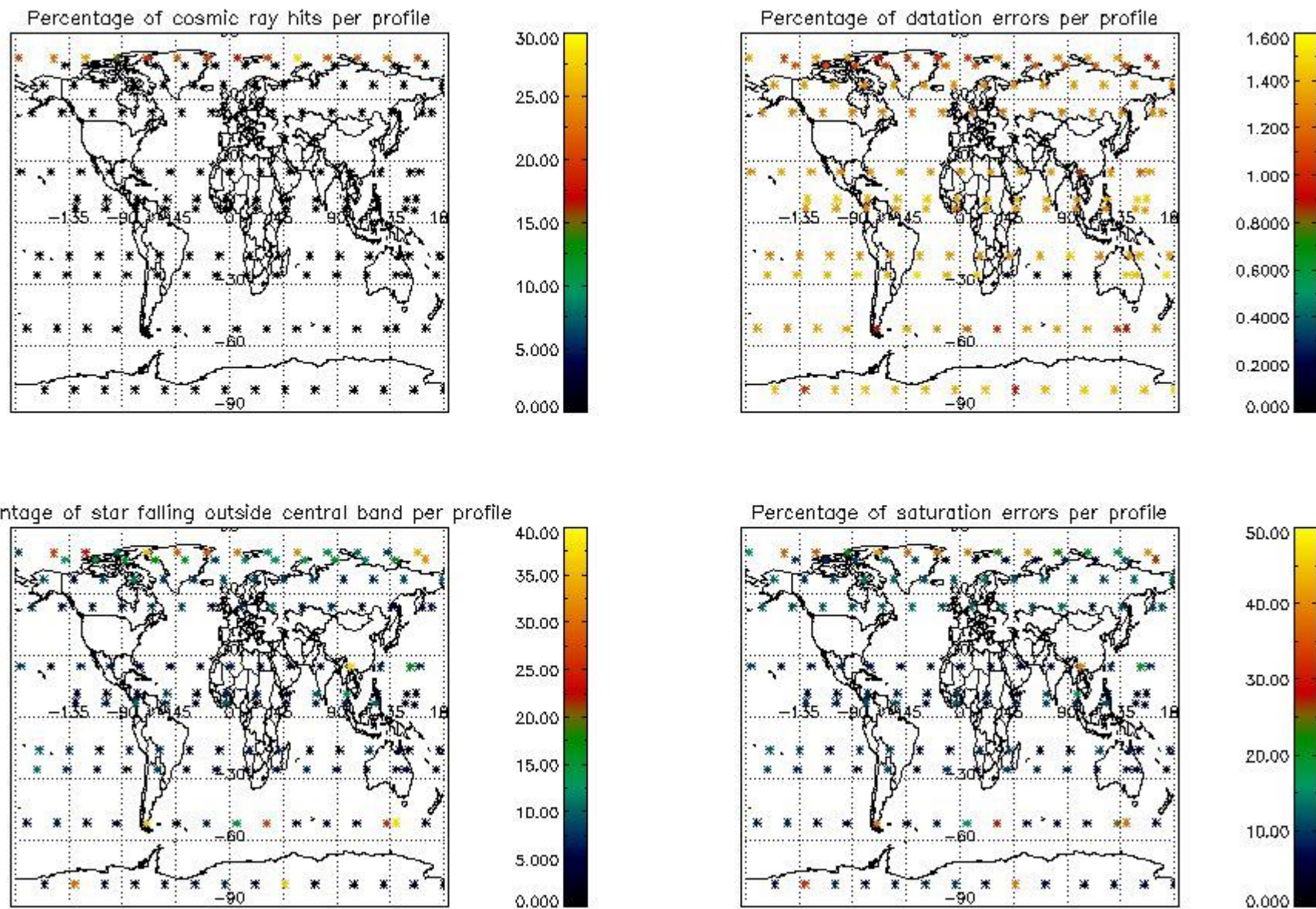
4.1.2 Plot level 1 quality information per product (time dependant): ENVI SAT DESCENDING passes



4.2 Plot quality information per product coming from level 1b processing (world map)
 4.2.1 Plot level 1 quality information per product (world map): ENVISAT ASCENDING passes



4.2.2 Plot level 1 quality information per product (world map): ENVISAT DESCENDING passes



5. Trace gas profiles

5.1 Ozone statistics based on quality of products

The final quality of the products can be "measured" using the STD (Standard Deviation) attached to every point profile. This information is written to the parameter GOM_NL__2P/NL_LOCAL_SPECIES_DENSITY/o3_std of the level 2 products. The table below shows the statistics for given STD ranges.

The statistics are given with respect to the overall valid production:

- Products without fatal errors: GOM_NL__2P/MPH/PRODUCT_ERR=0
- Valid point profile: GOM_NL__2P/NL_LOCAL_SPECIES_DENSITY/pcd(0)=0

The 'Criteria' is applied to valid points of dark limb products:

- Products in dark limb illumination condition: GOM_NL__2P/NL_SUMMARY_QUALITY/obs_ill_cond=0
- Products without fatal errors: GOM_NL__2P/MPH/PRODUCT_ERR=0
- Valid point profile: GOM_NL__2P/NL_LOCAL_SPECIES_DENSITY/pcd(0)=0

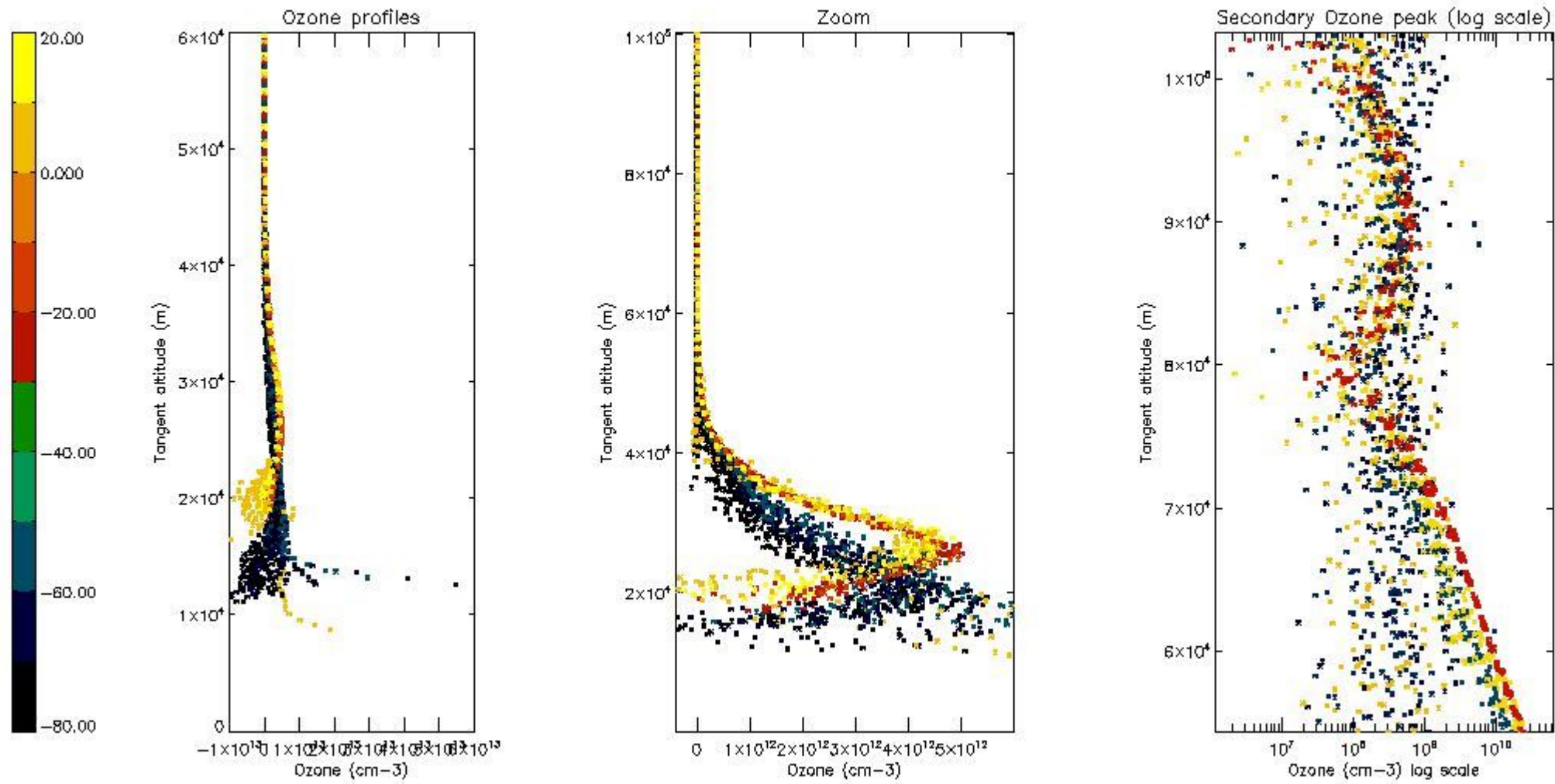
So, the table below shows the percentage of dark limb and valid observations for each criteria with respect to the overall valid daily observations.

Criteria	% of total production
All STD	26
STD < 20	10

STD < 10	6
STD < 5	2

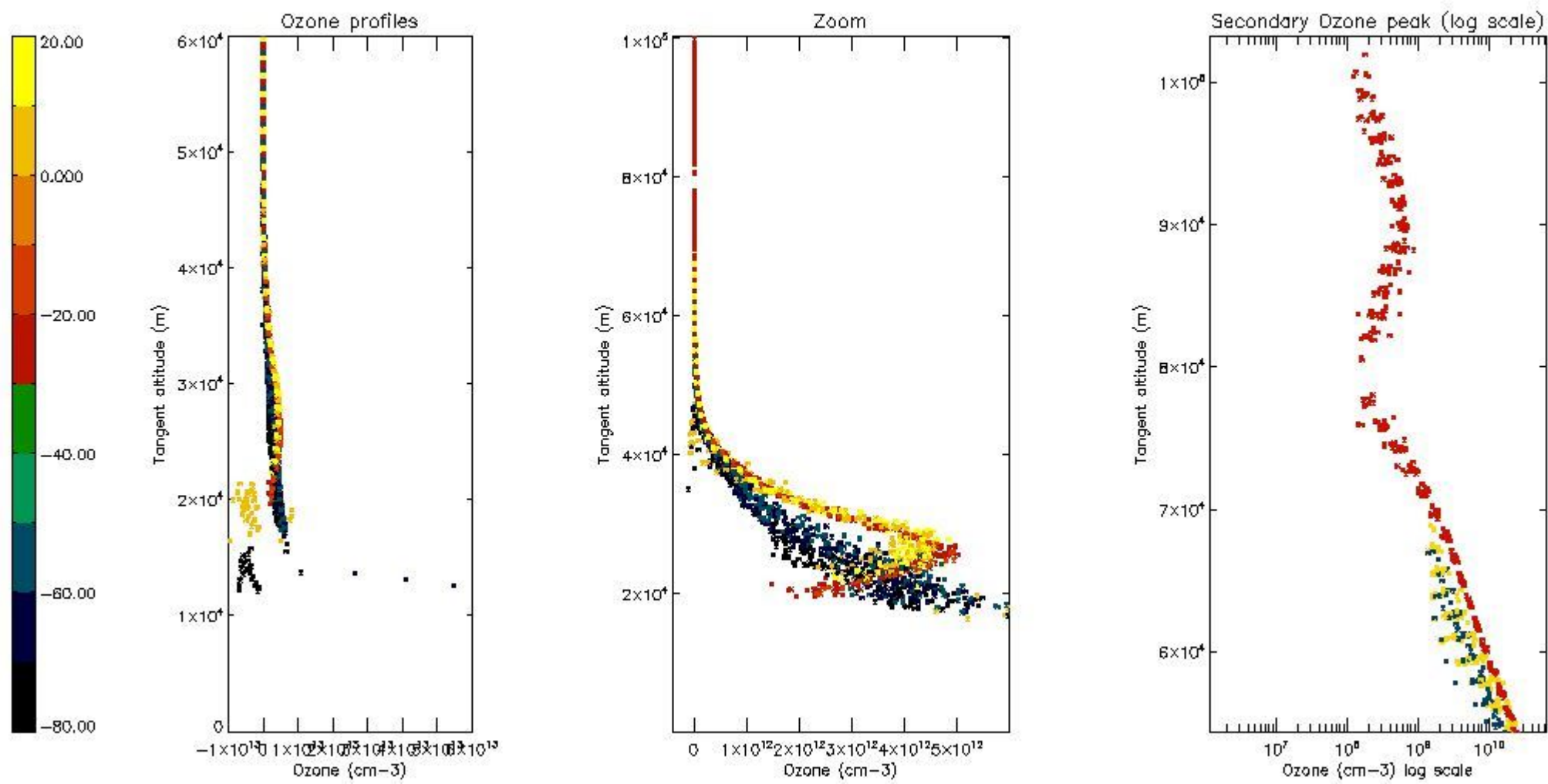
5.2 Plot ozone profiles for all STD (dark without errors)

The colorbar represents the latitude.



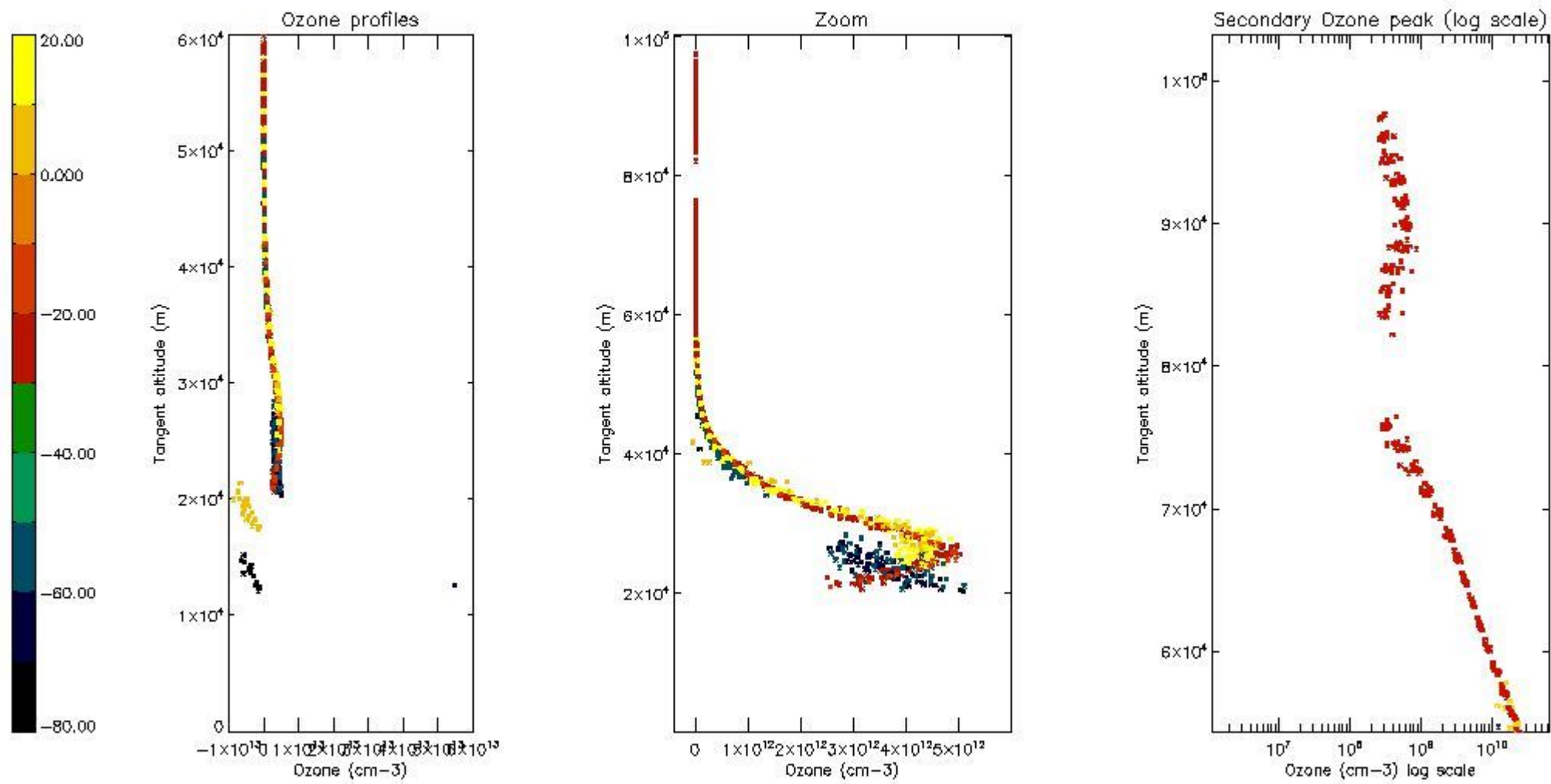
5.3 Plot ozone profiles where STD < 20% (dark without errors)

The colorbar represents the latitude.



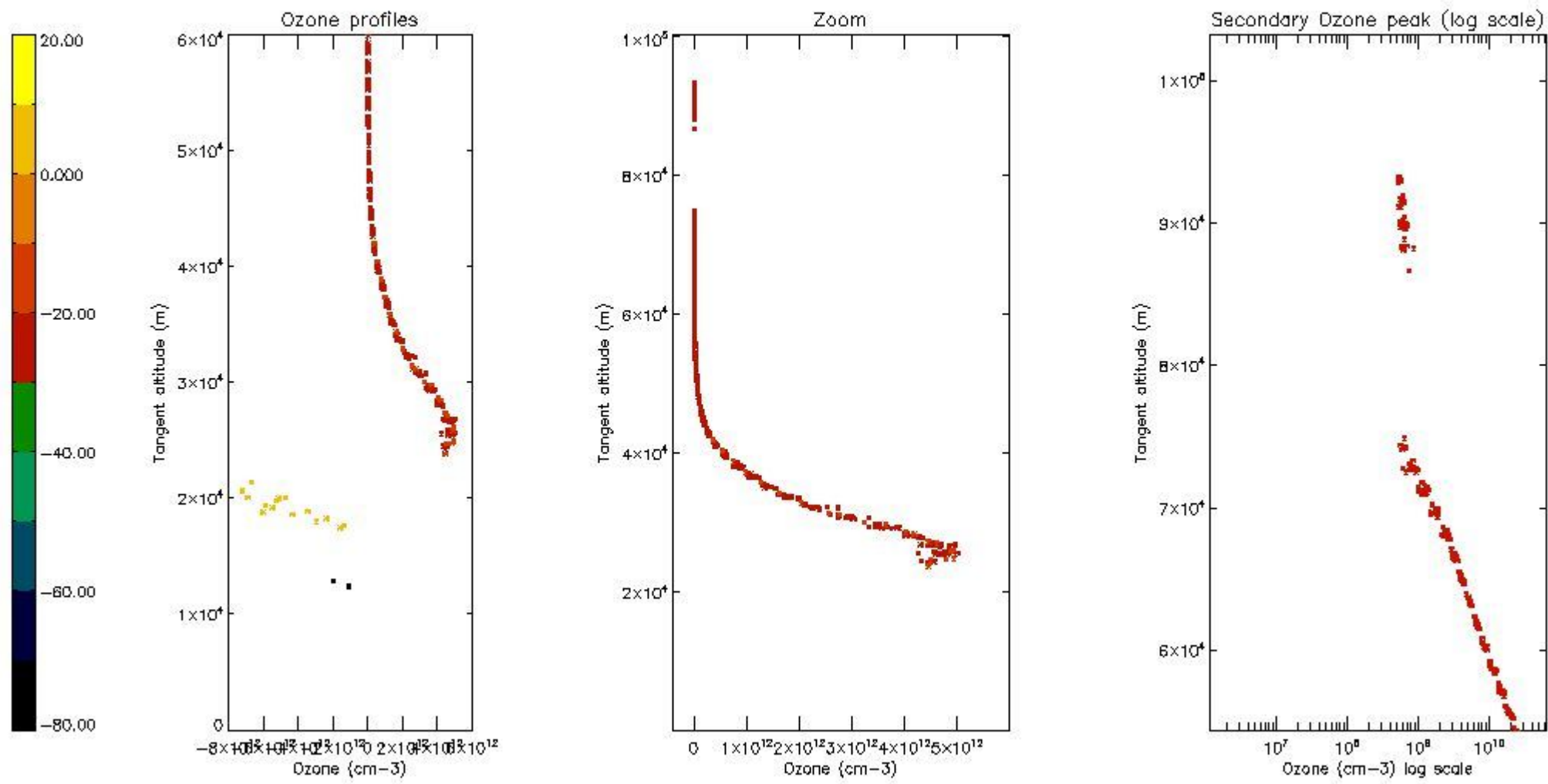
5.4 Plot ozone profiles where $STD < 10\%$ (dark without errors)

The colorbar represents the latitude.



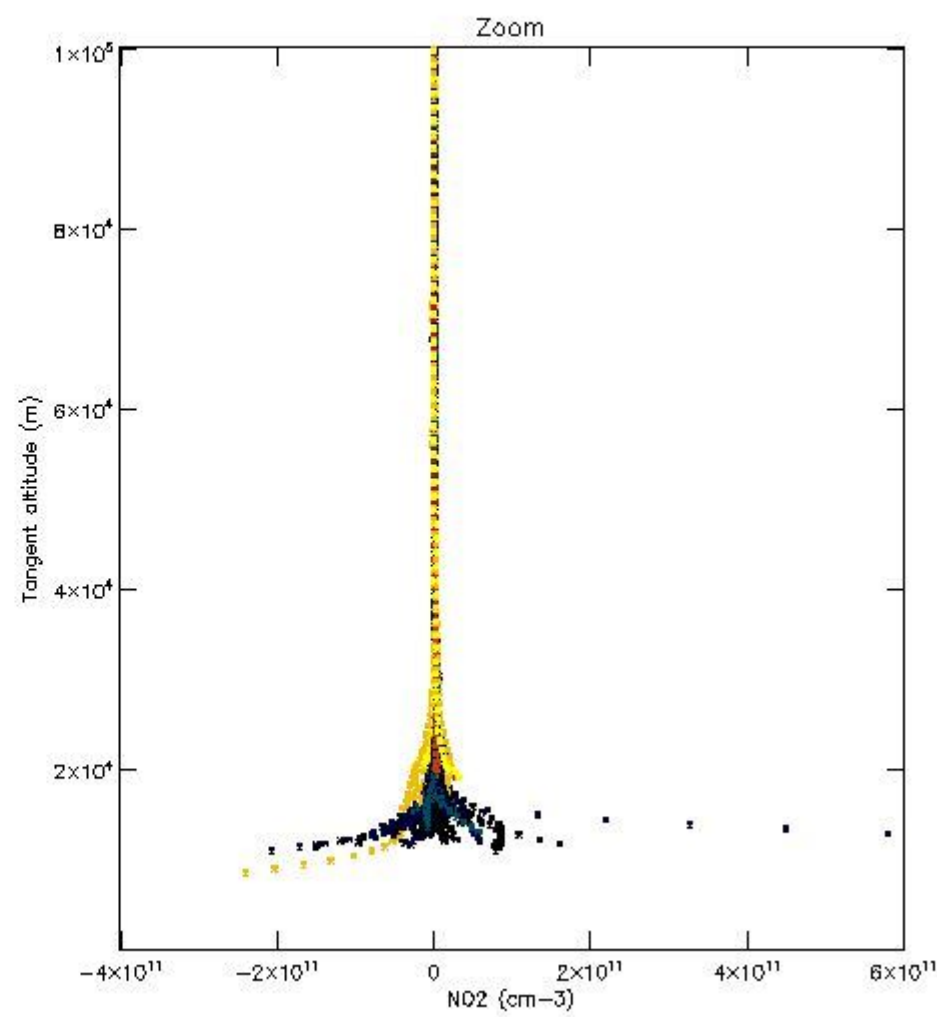
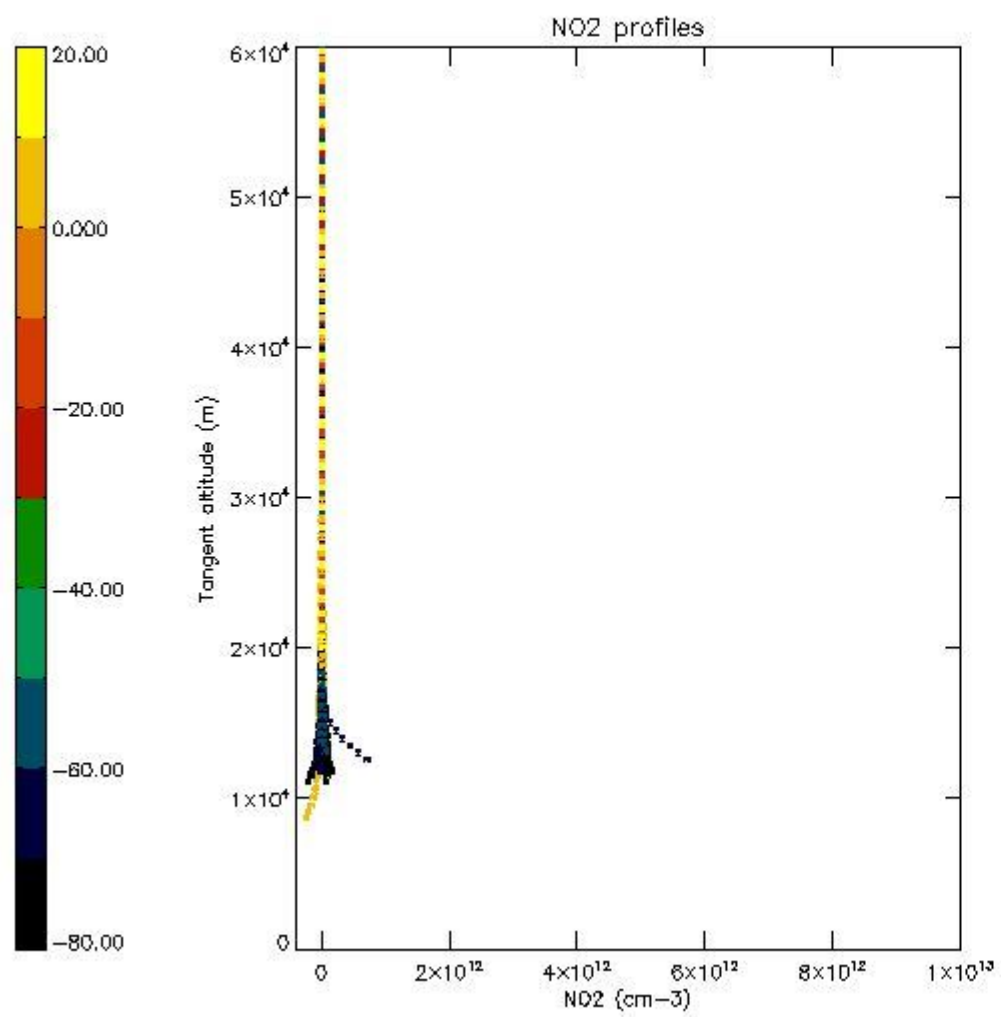
5.5 Plot ozone profiles where STD < 5% (dark without errors)

The colorbar represents the latitude.



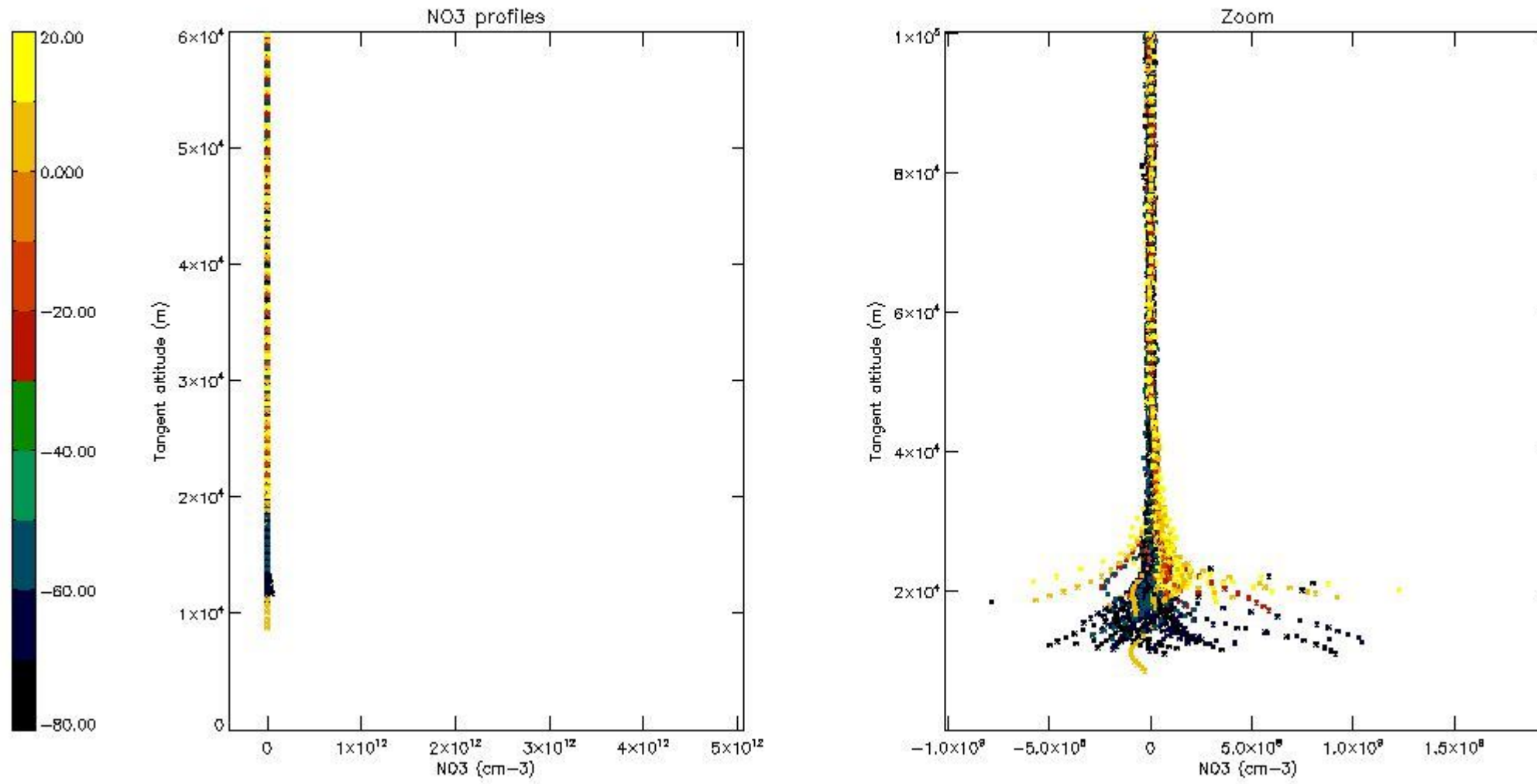
5.6 Plot NO₂ profiles for all STD (dark without errors)

The colorbar represents the latitude.



5.7 Plot NO3 profiles for all STD (dark without errors)

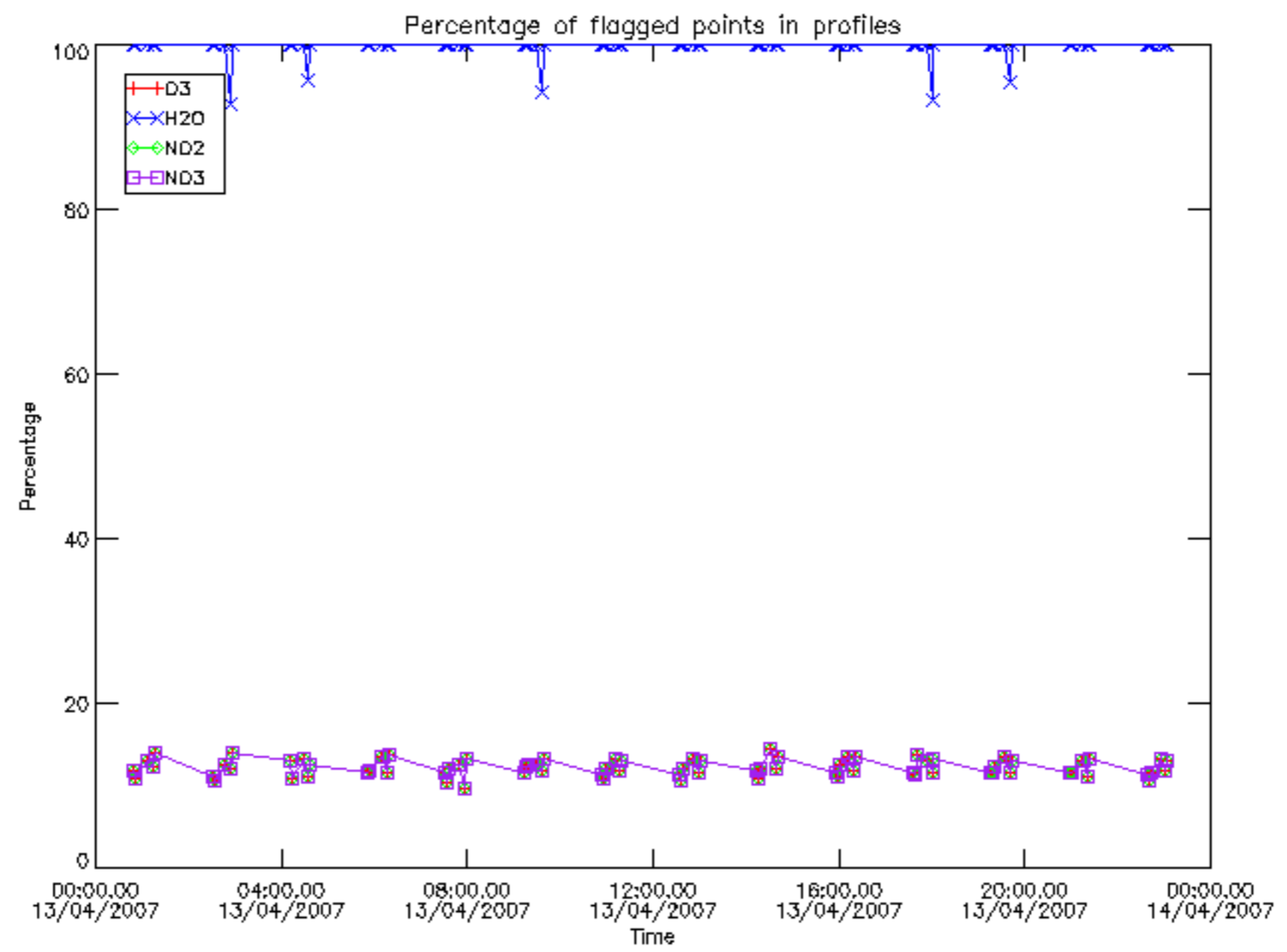
The colorbar represents the latitude.



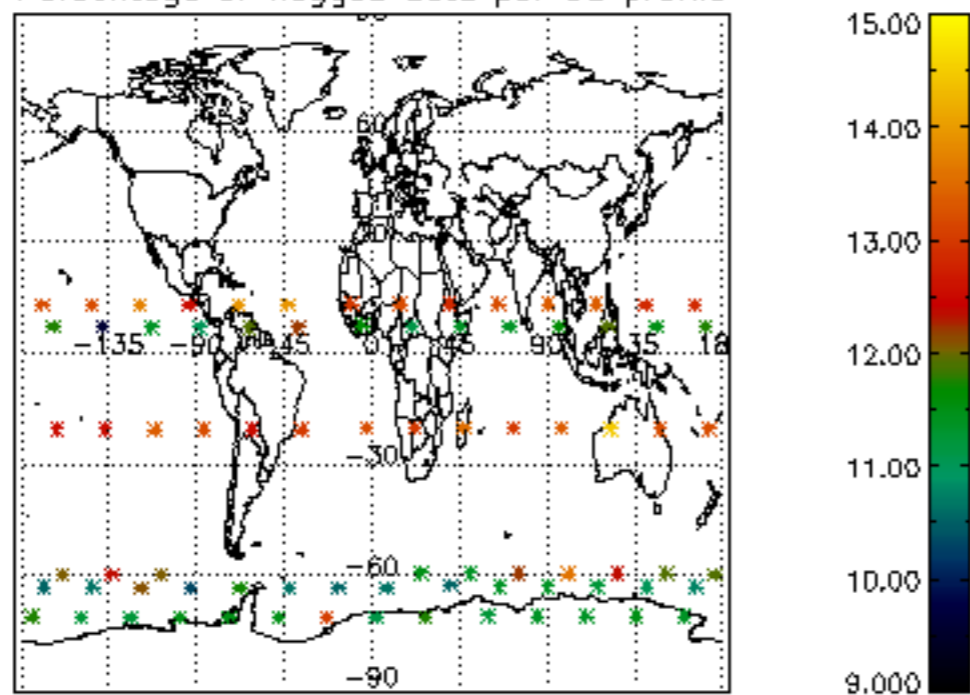
6. Auxiliary Data Files used for the production reported in section 2

The number reported in the third column indicates since which file (see list in section 2) the corresponding auxiliary file has been used. The fourth column is the date of those product files.

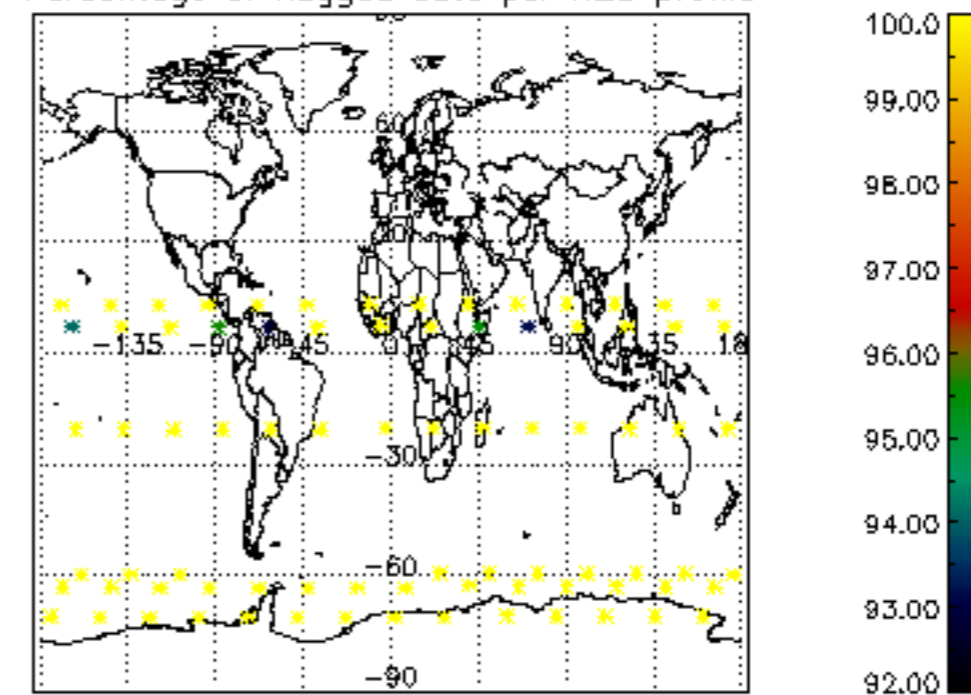
Type	Auxiliary Filename	Used since product	Used since product date
INST_PHYS_CHARACTERISTICS	GOM_INS_AXVIEC20091111_143220_20030716_120000_20500101_000000	1	13-APR-2007 00:00:55
LEVEL-2_PROC_CONFIG	GOM_PR2_AXVIEC20091111_152718_20020301_000000_20500101_000000	1	13-APR-2007 00:00:55
CROSS_SECTIONS_FILE	GOM_CRS_AXVIEC20091111_154832_20020301_000000_20500101_000000	1	13-APR-2007 00:00:55



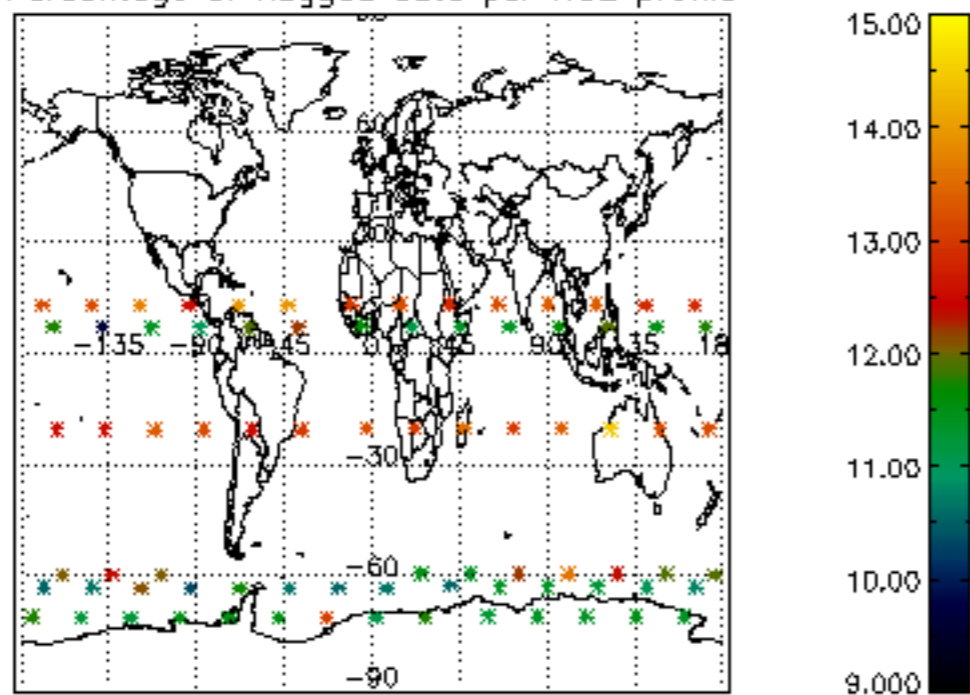
Percentage of flagged data per D3 profile



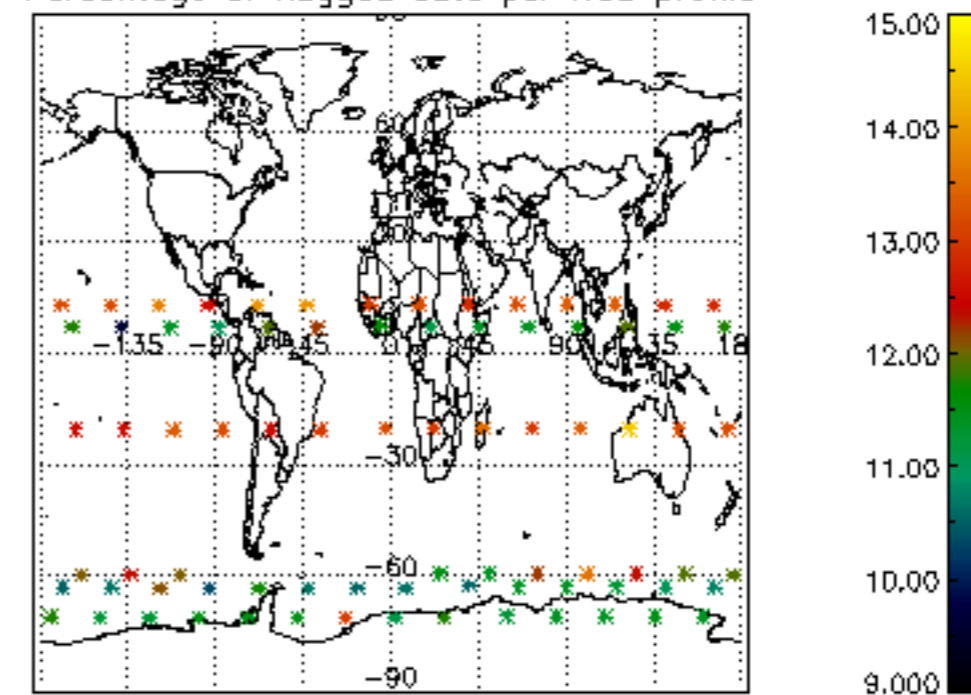
Percentage of flagged data per H2O profile

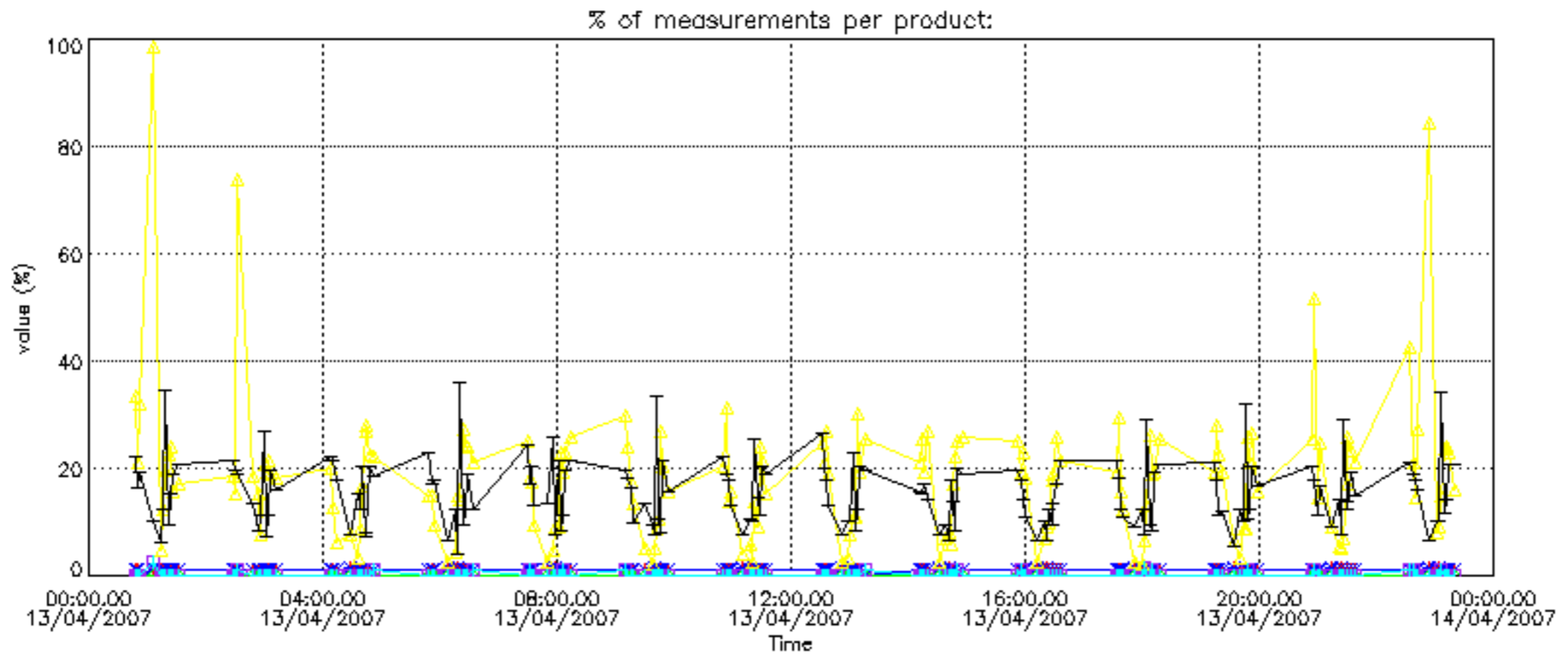


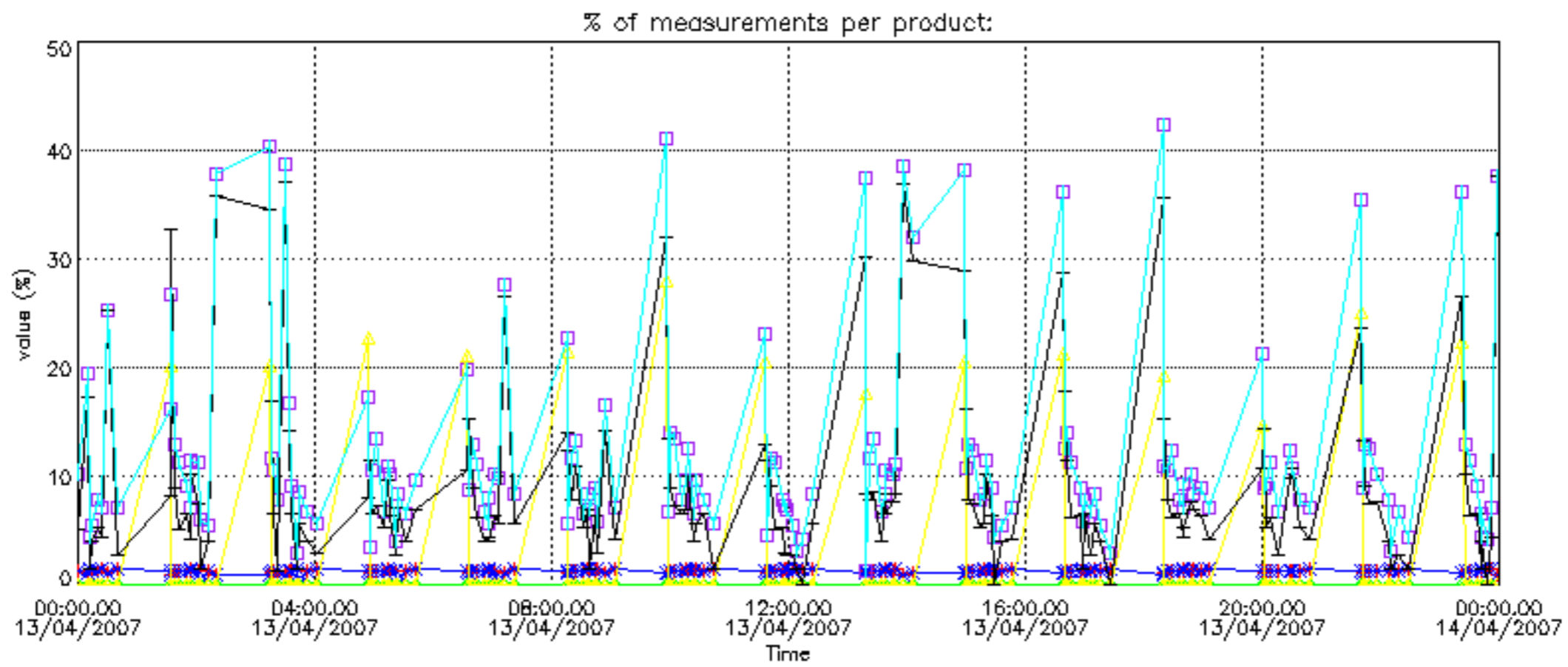
Percentage of flagged data per NO2 profile



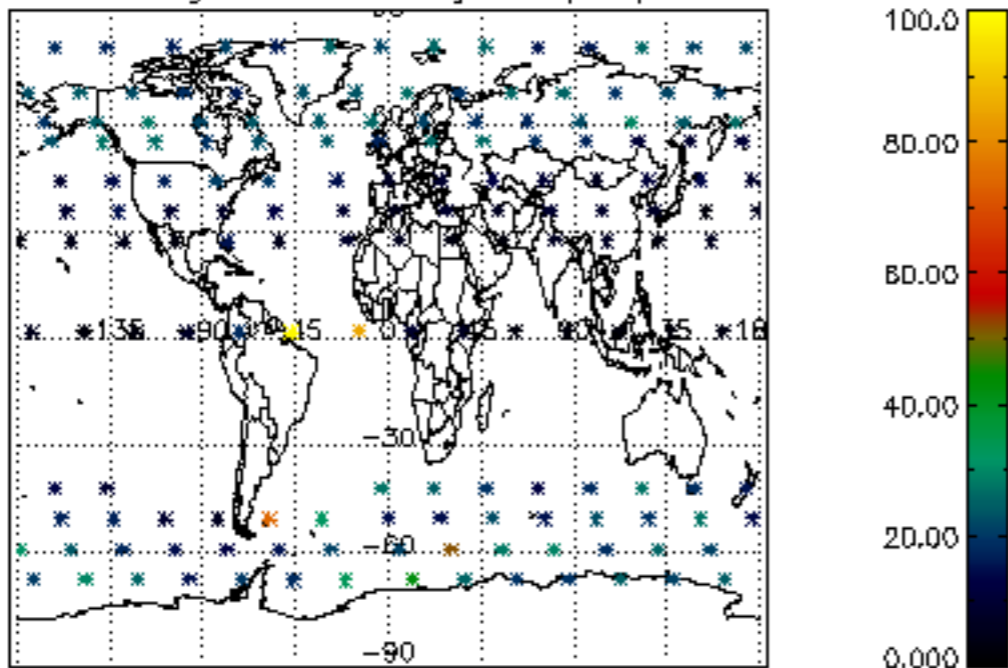
Percentage of flagged data per NO3 profile



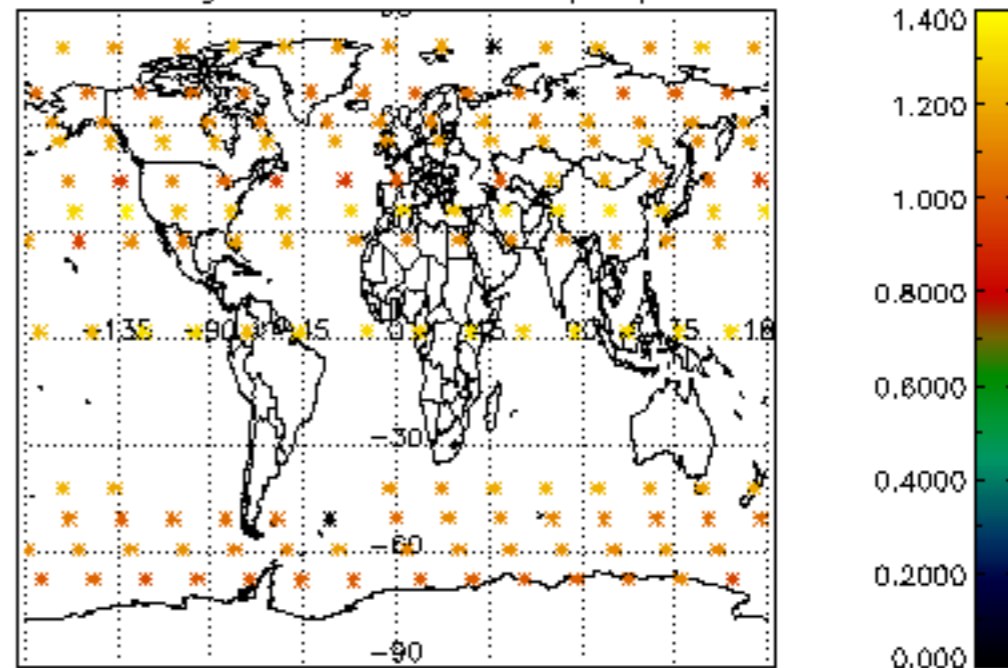




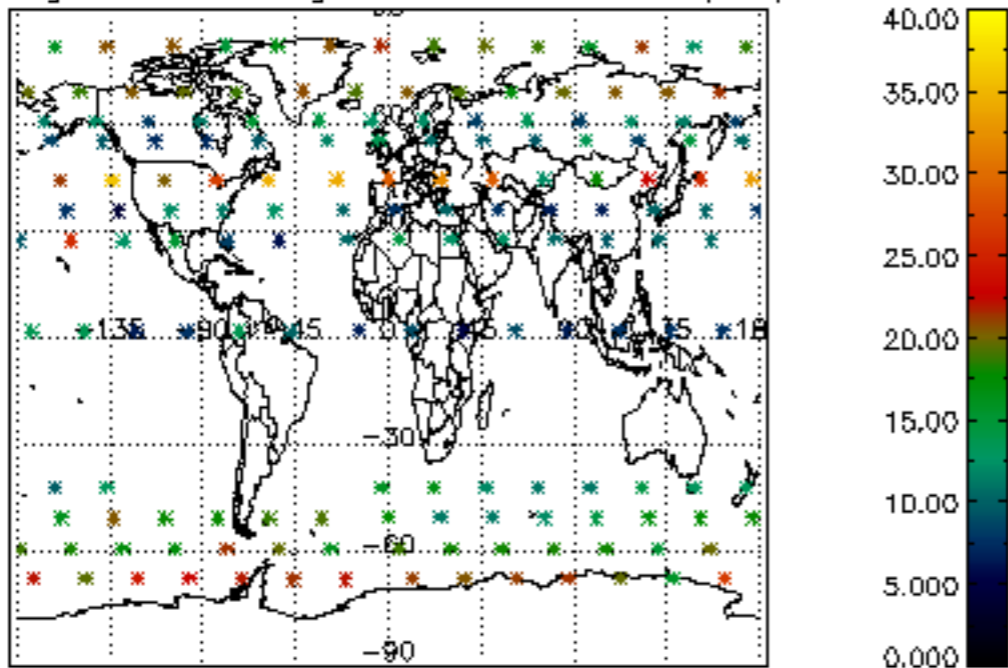
Percentage of cosmic ray hits per profile



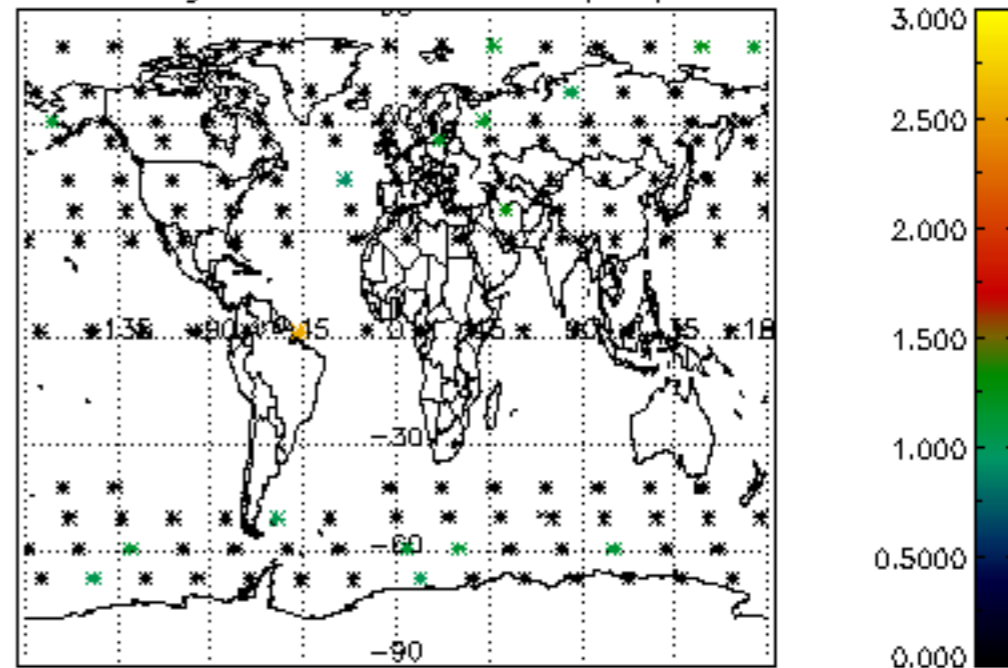
Percentage of datation errors per profile



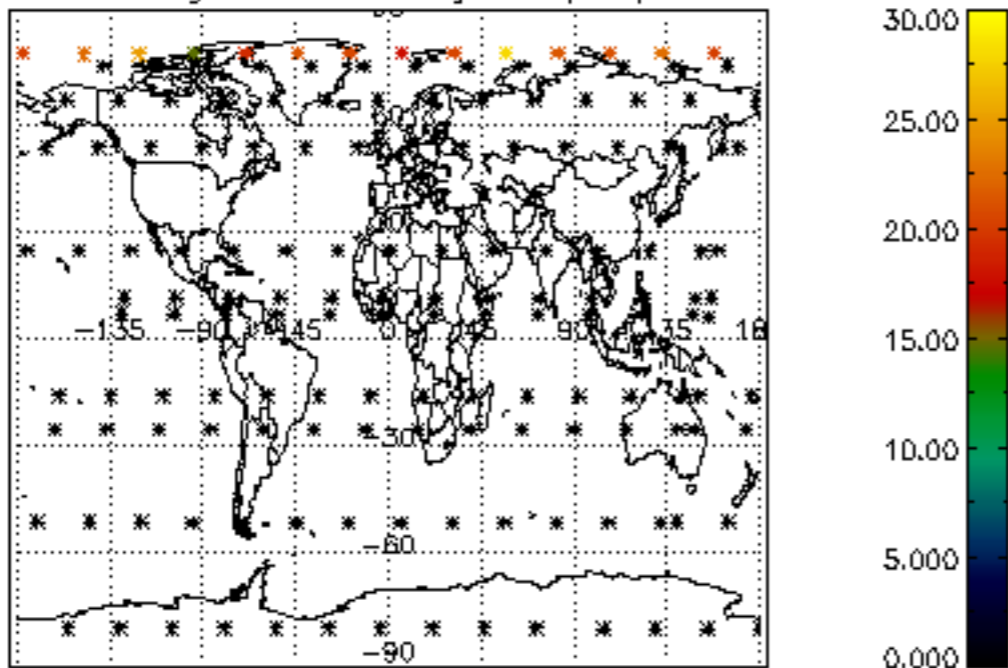
Percentage of star falling outside central band per profile



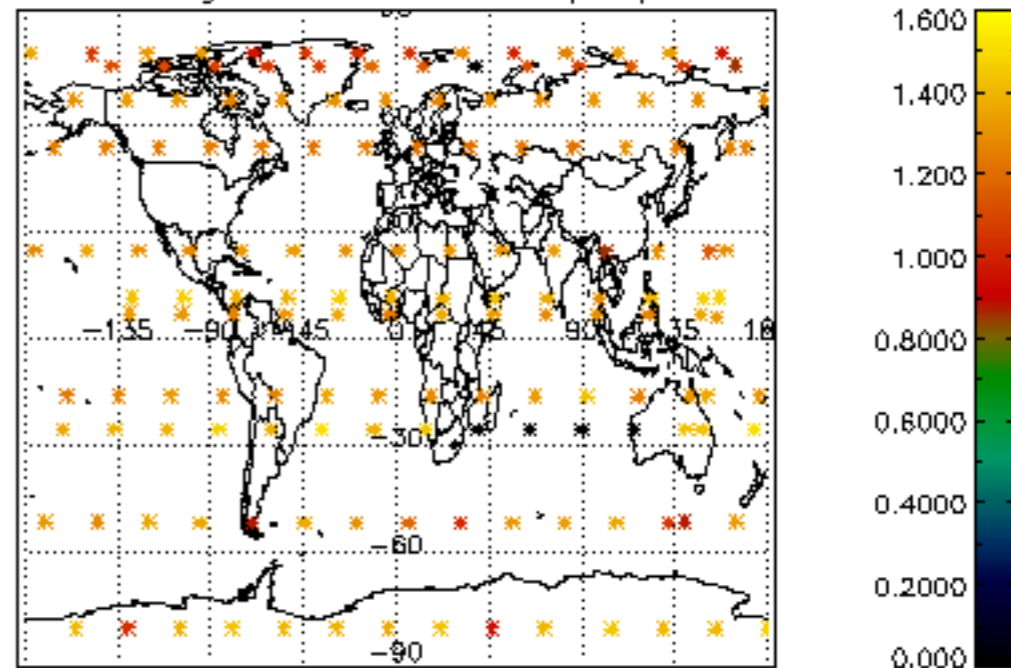
Percentage of saturation errors per profile



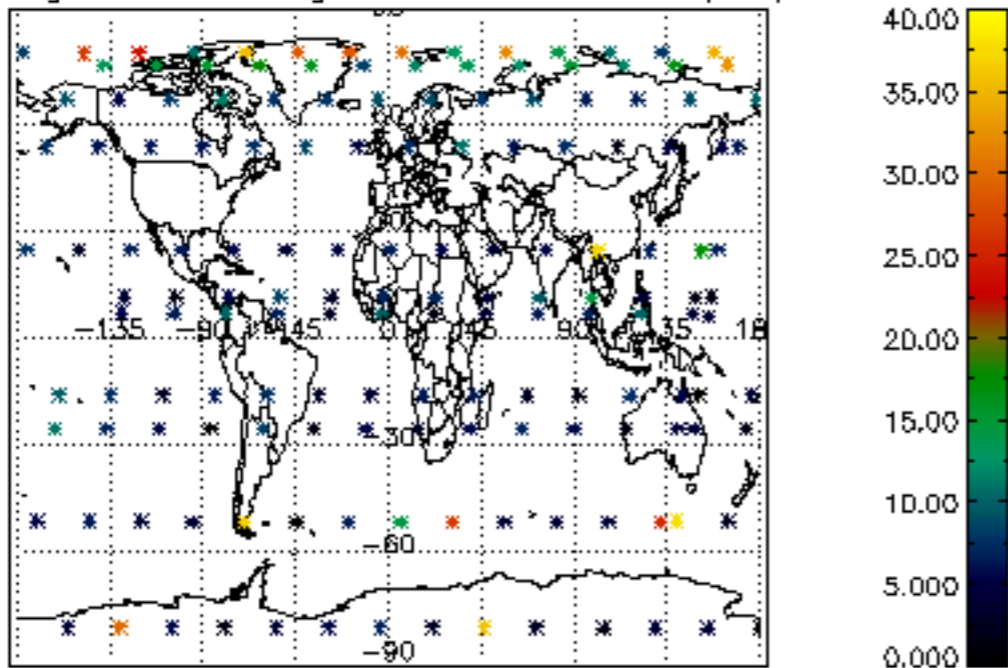
Percentage of cosmic ray hits per profile



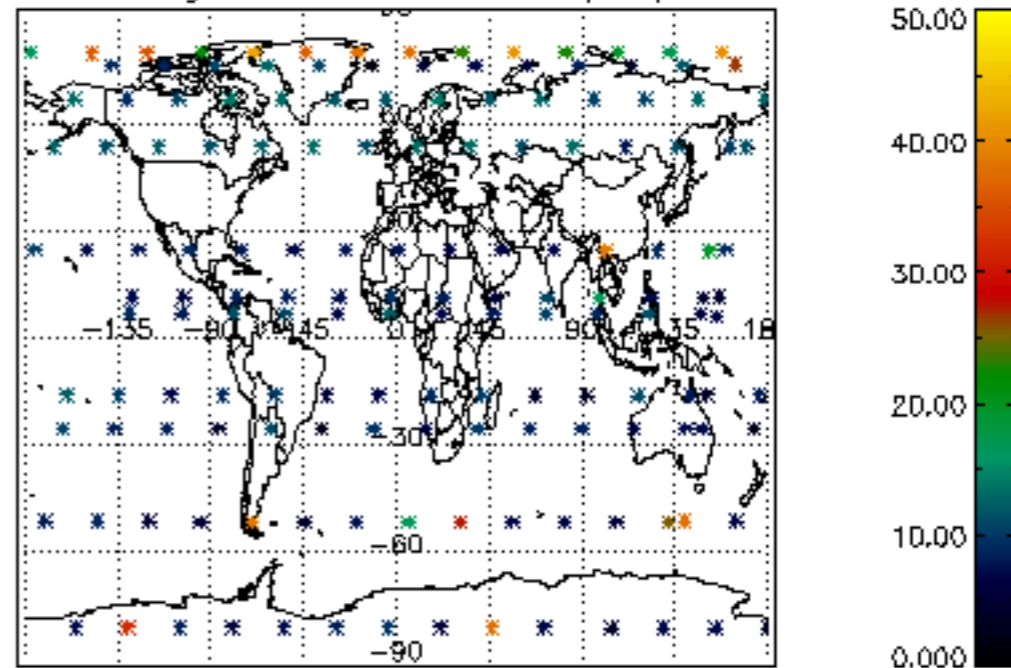
Percentage of datation errors per profile

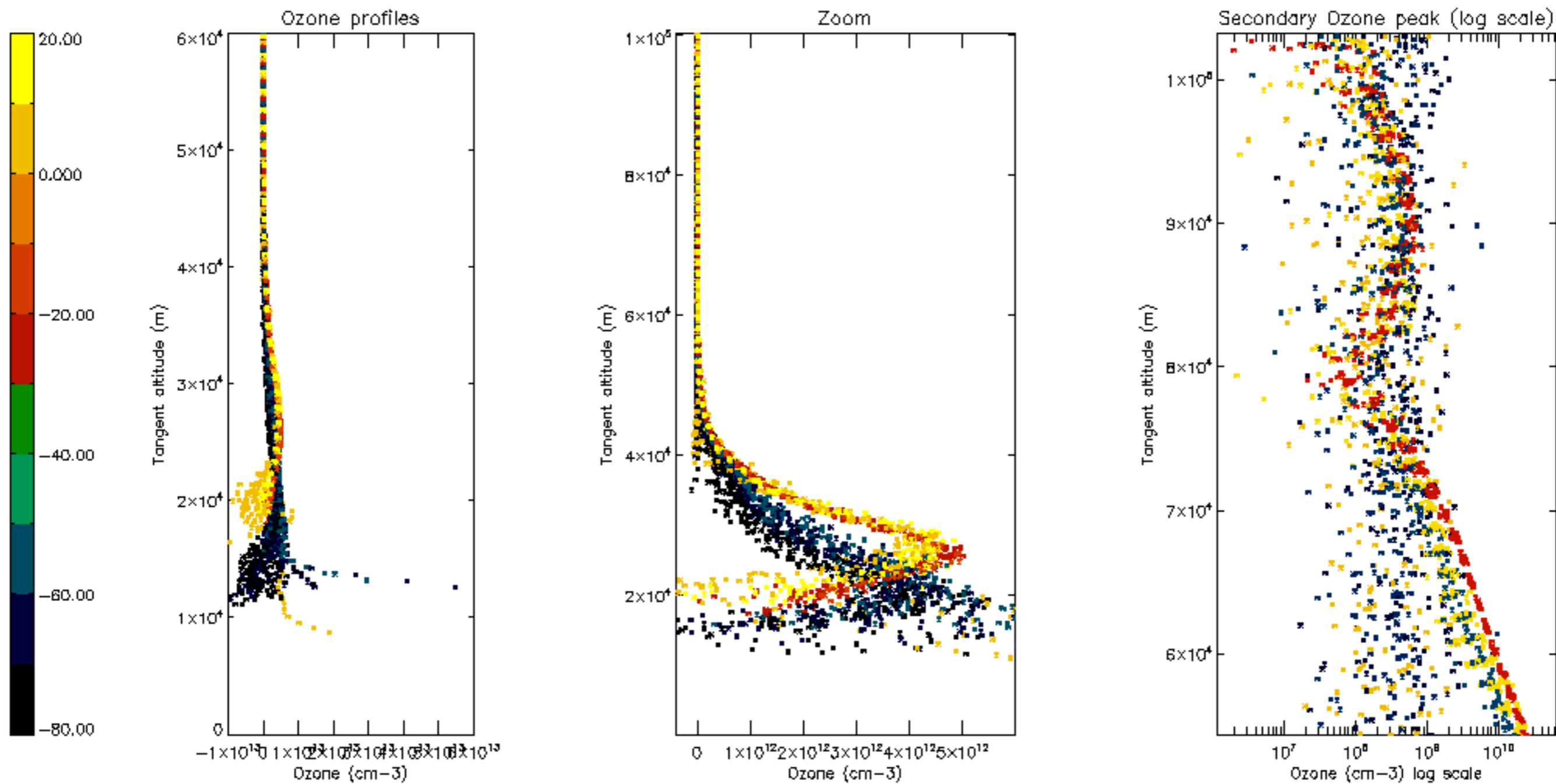


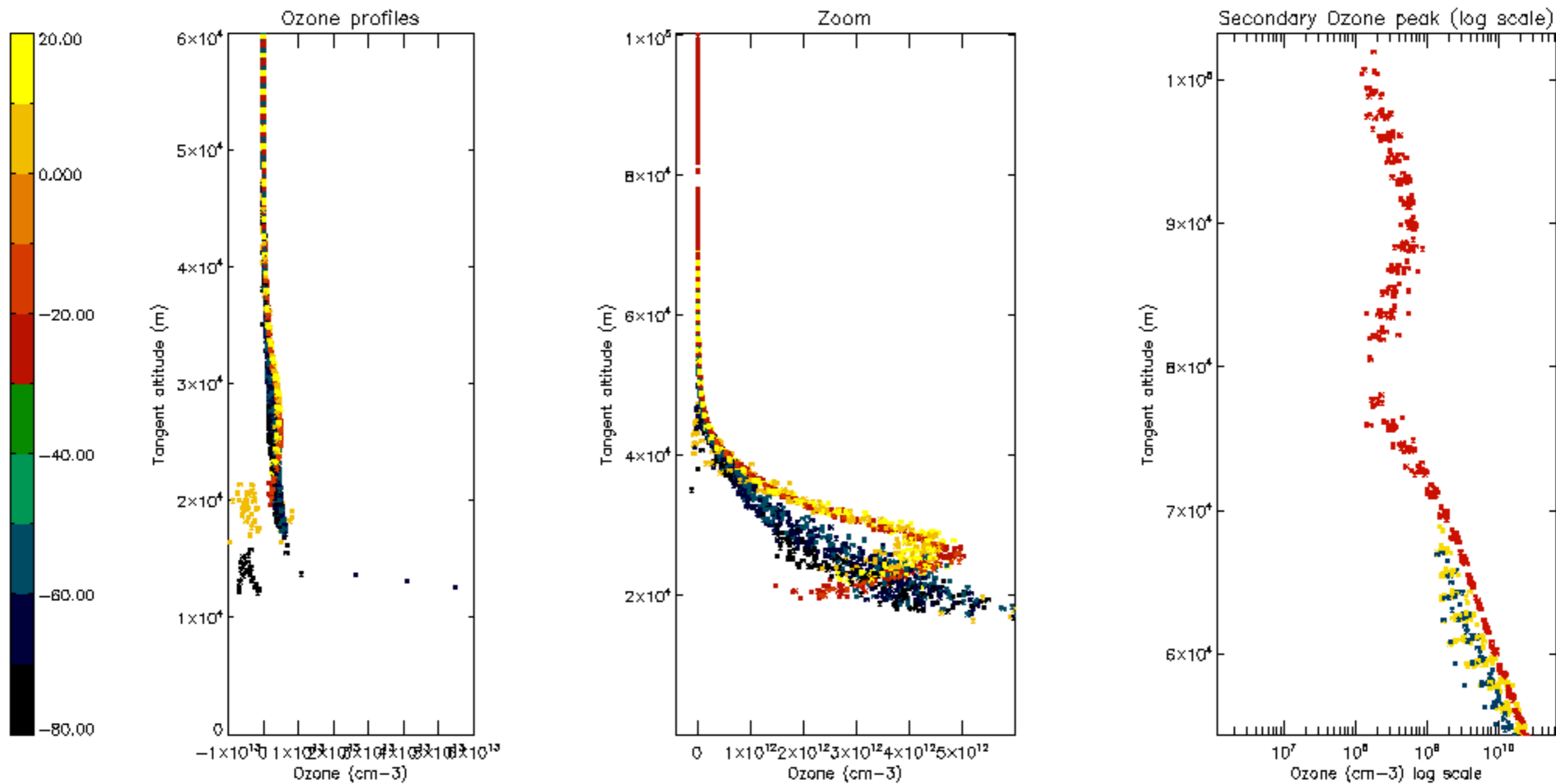
Percentage of star falling outside central band per profile

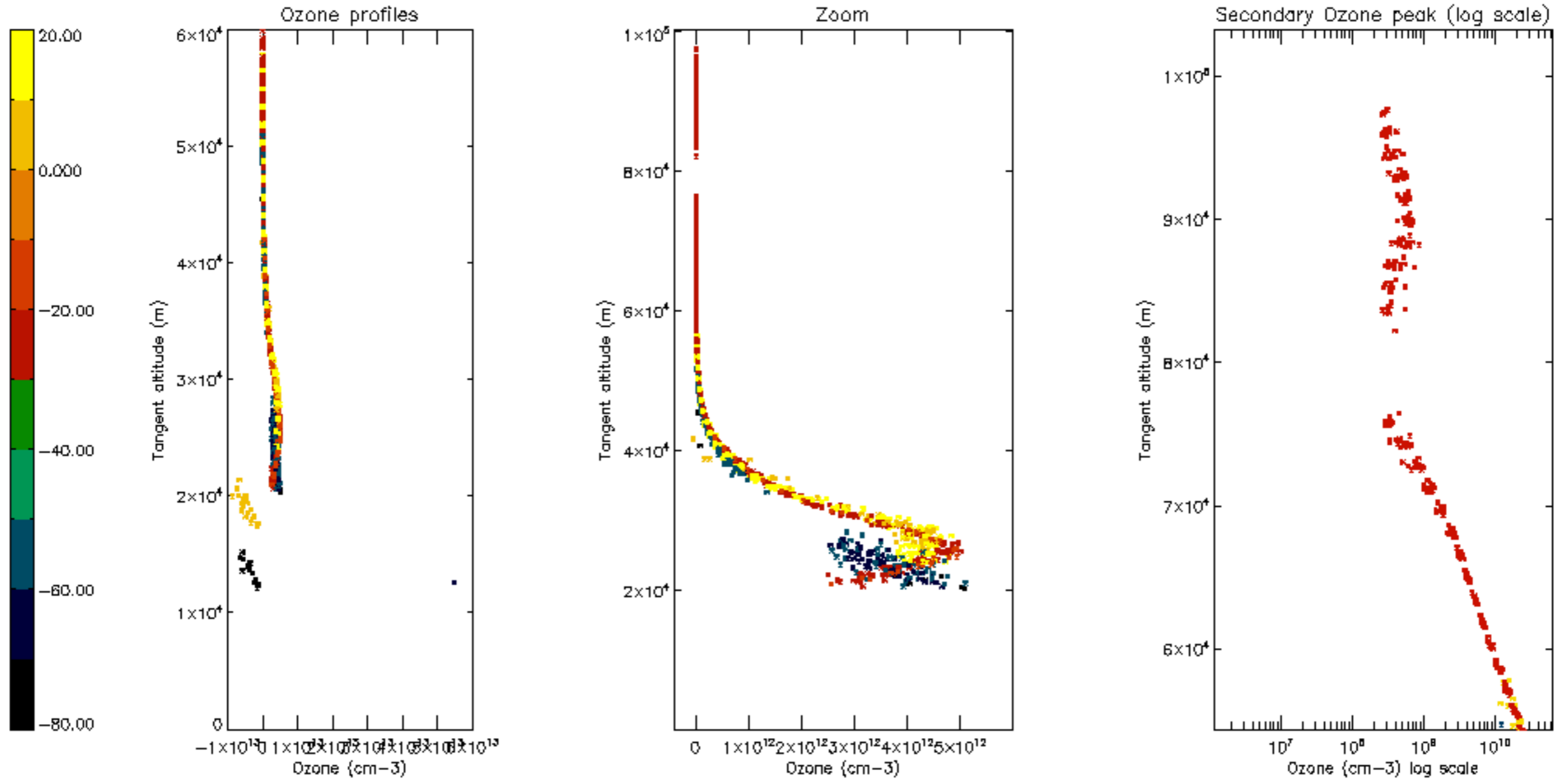


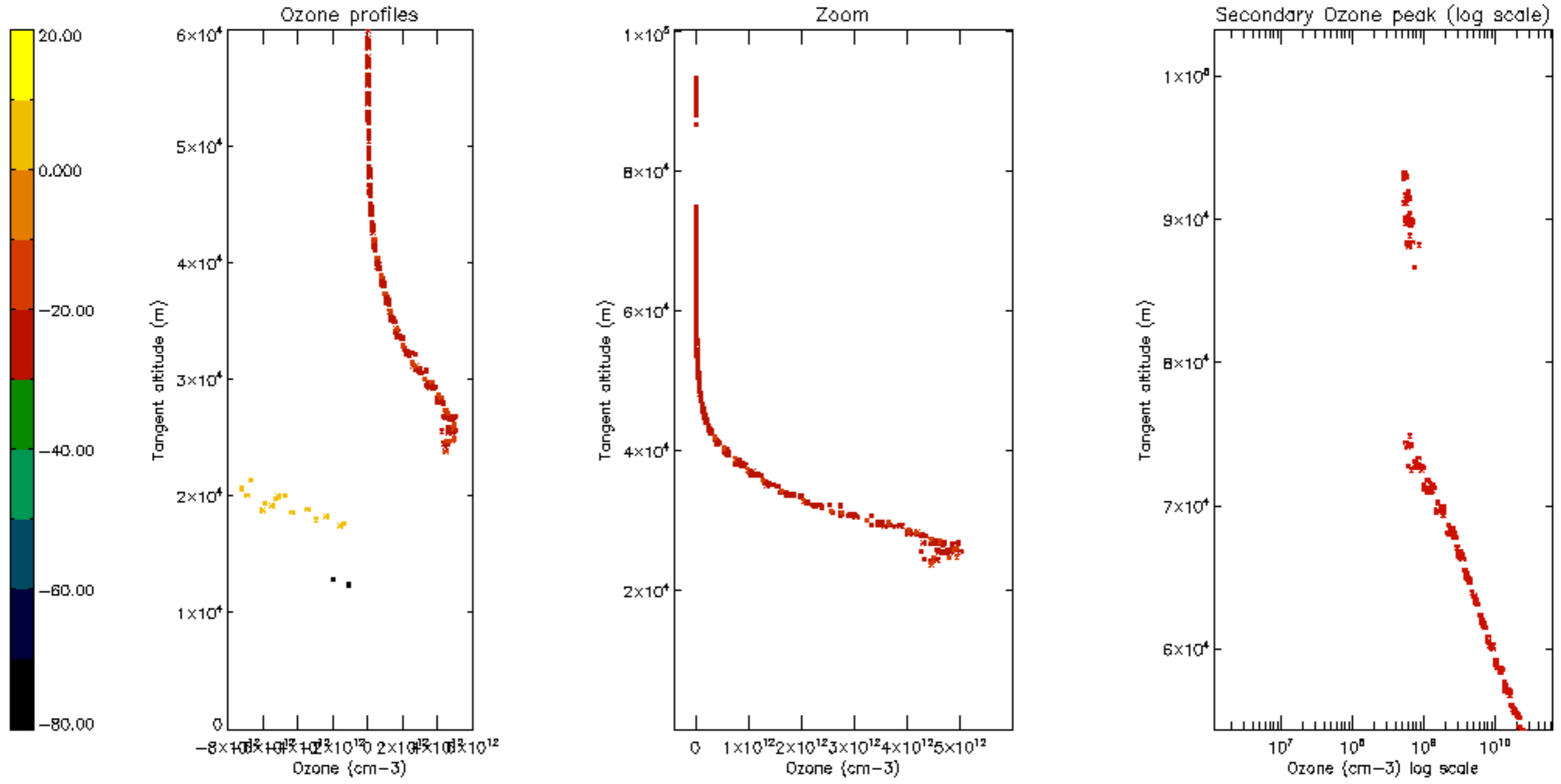
Percentage of saturation errors per profile

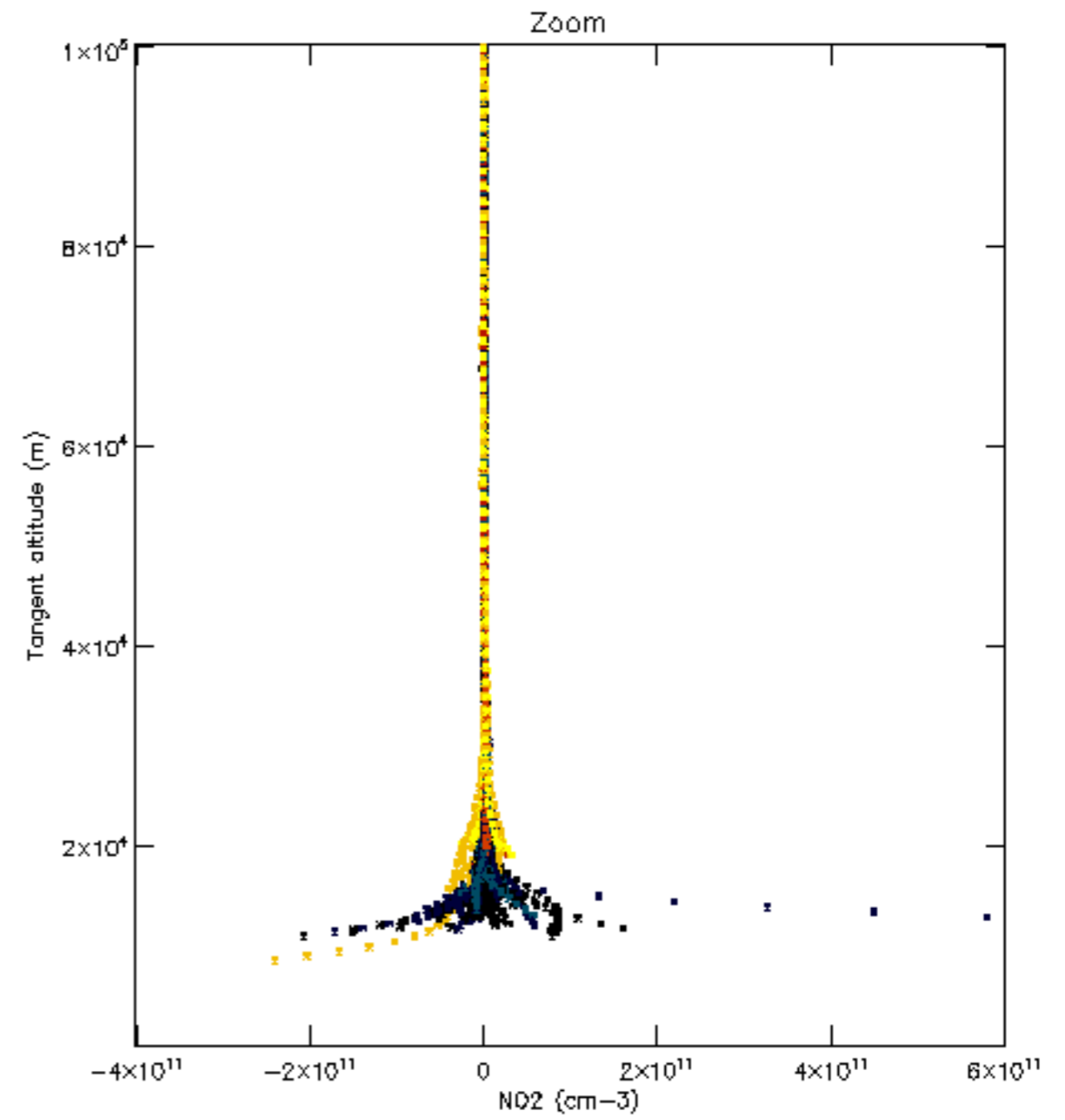
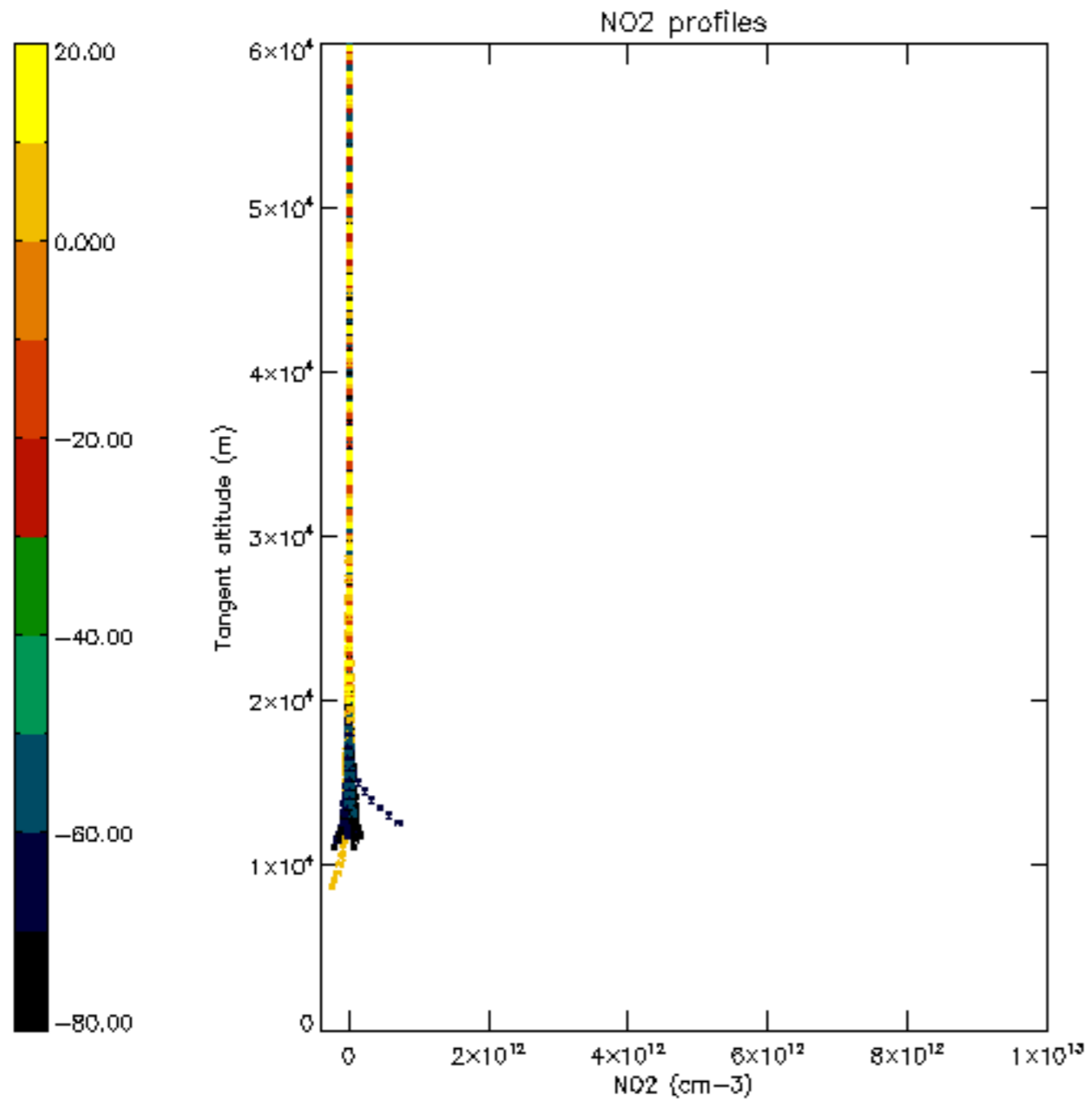


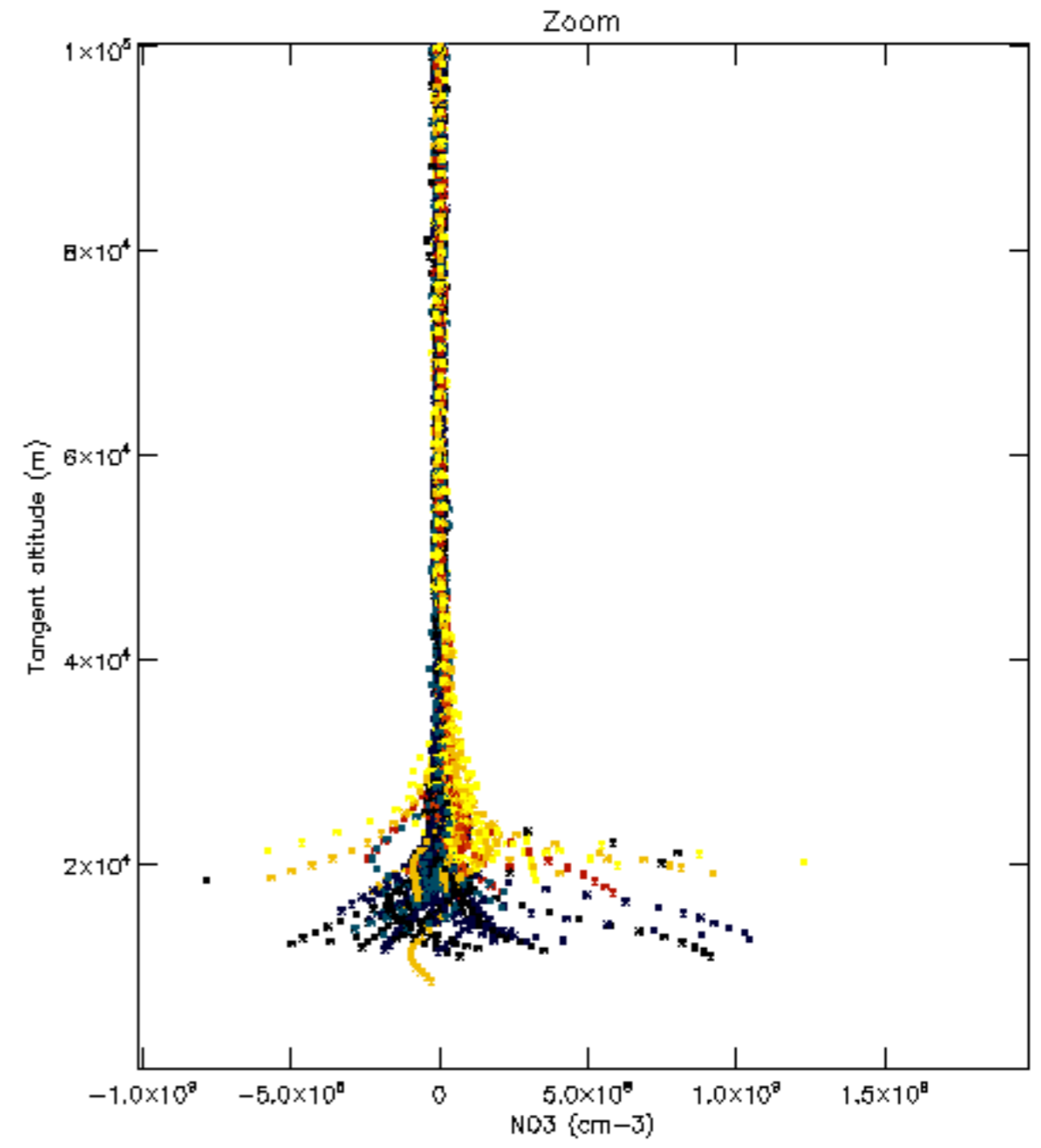
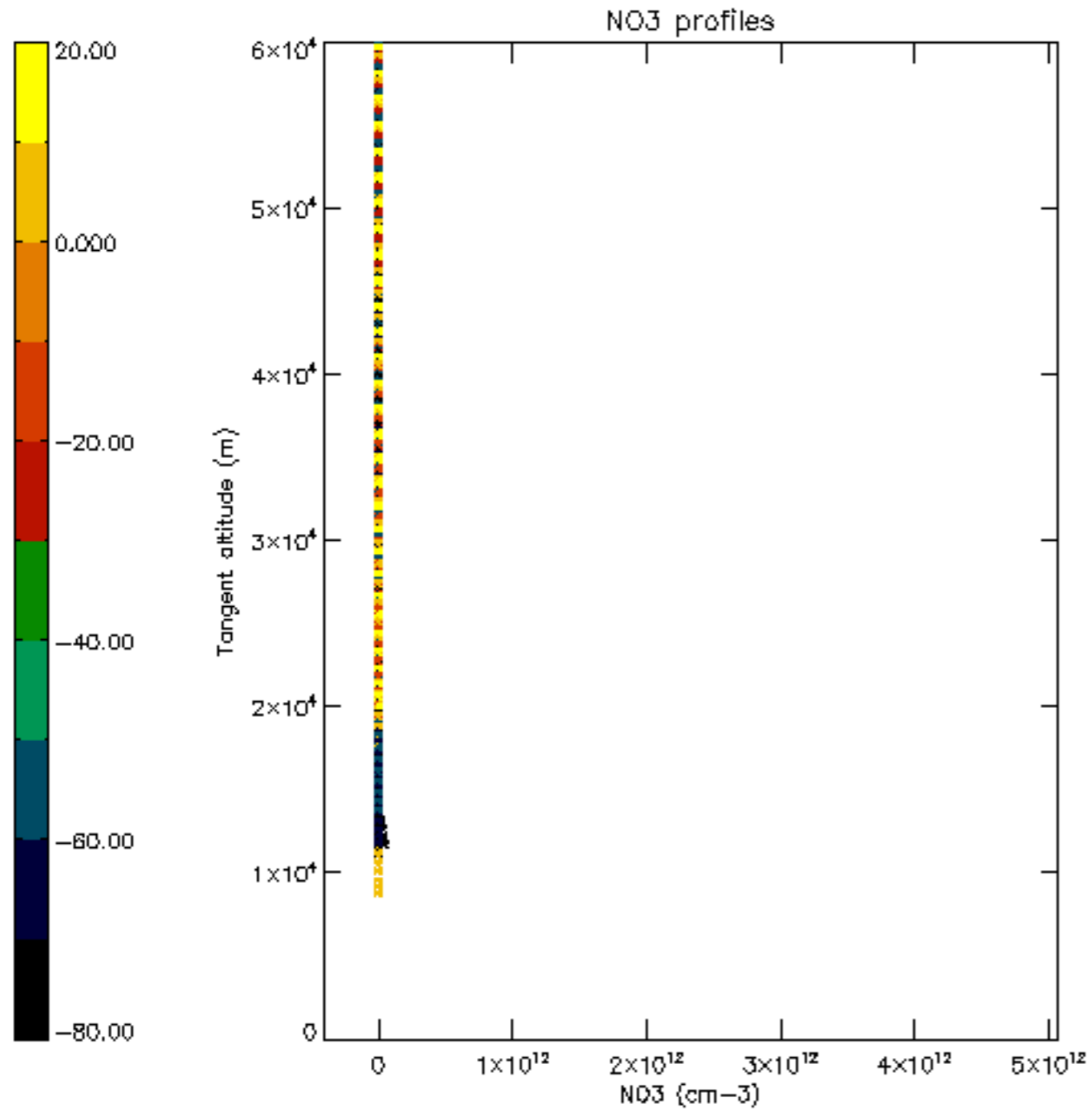


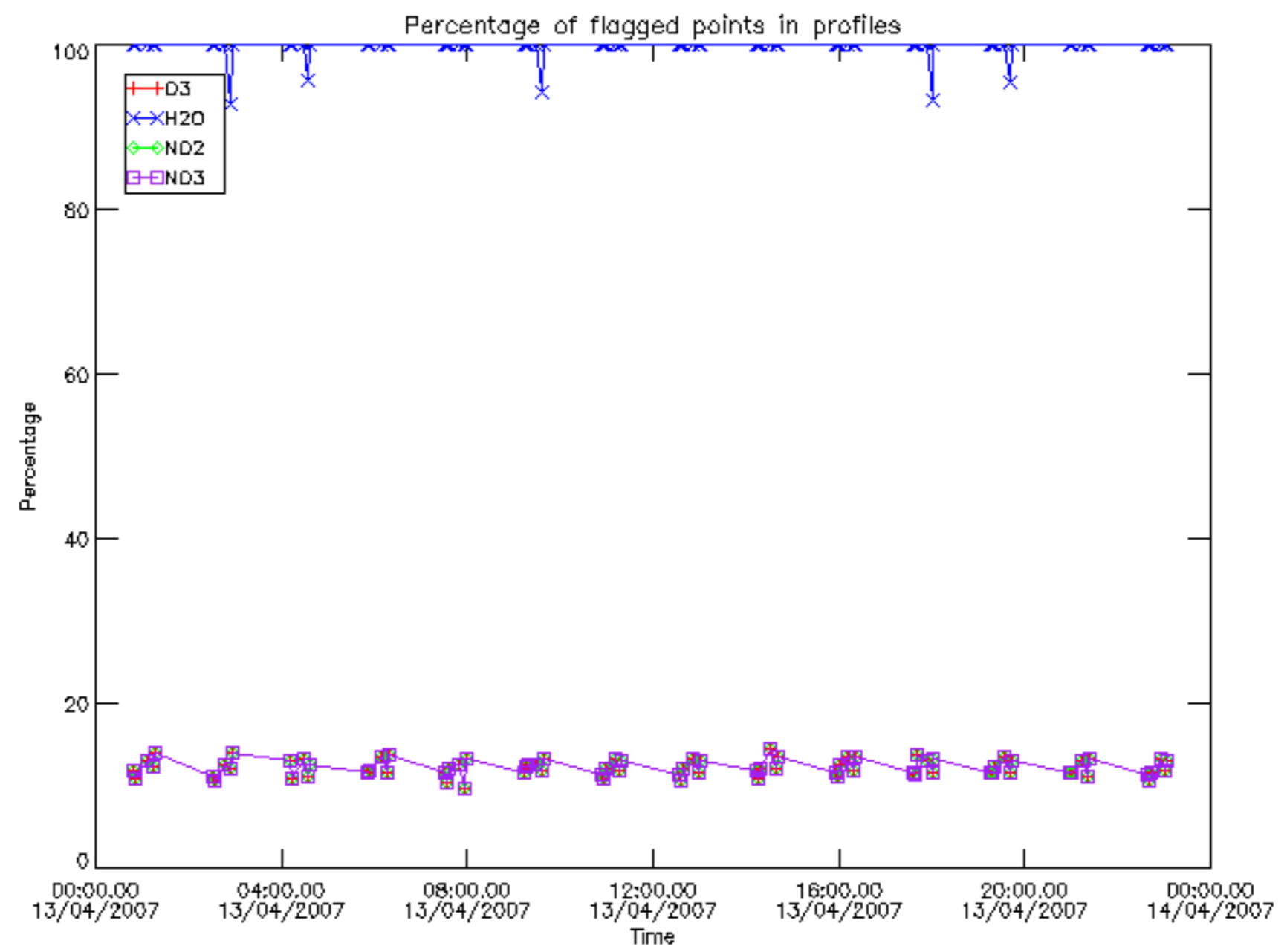




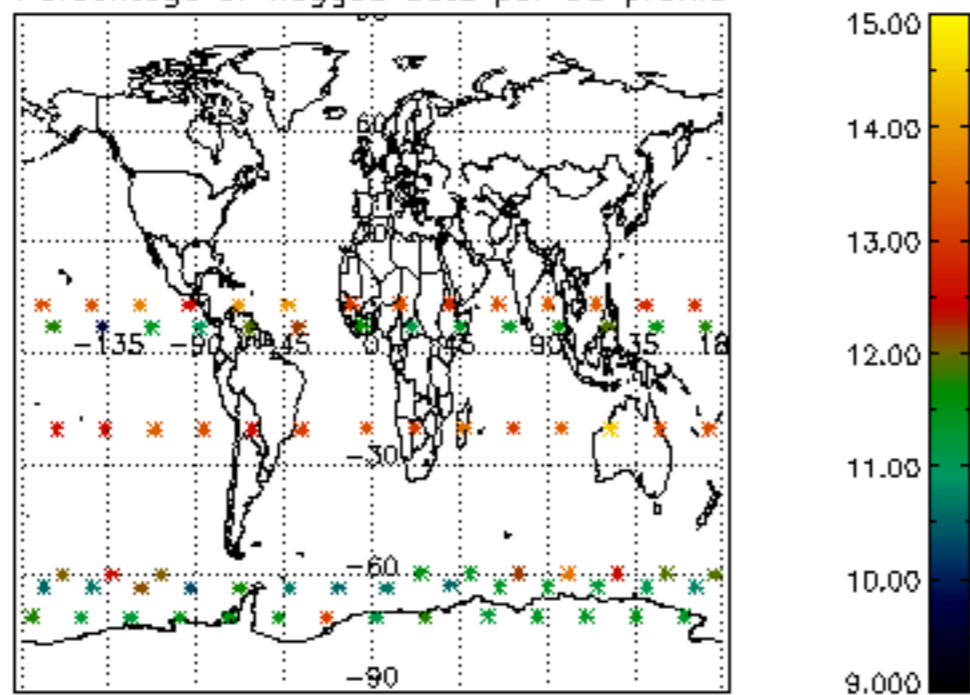




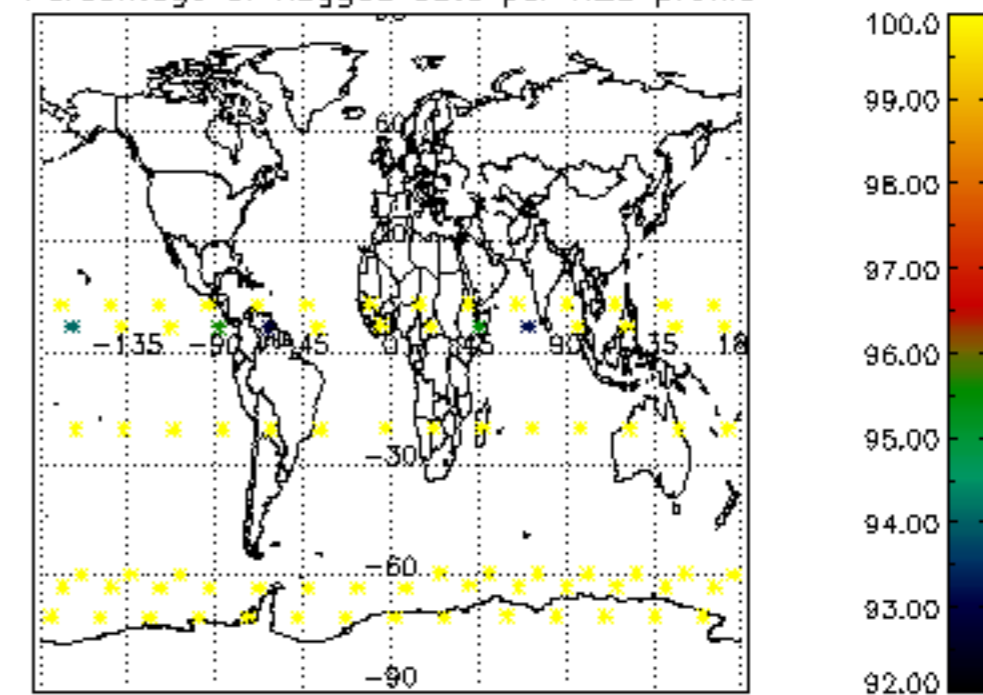




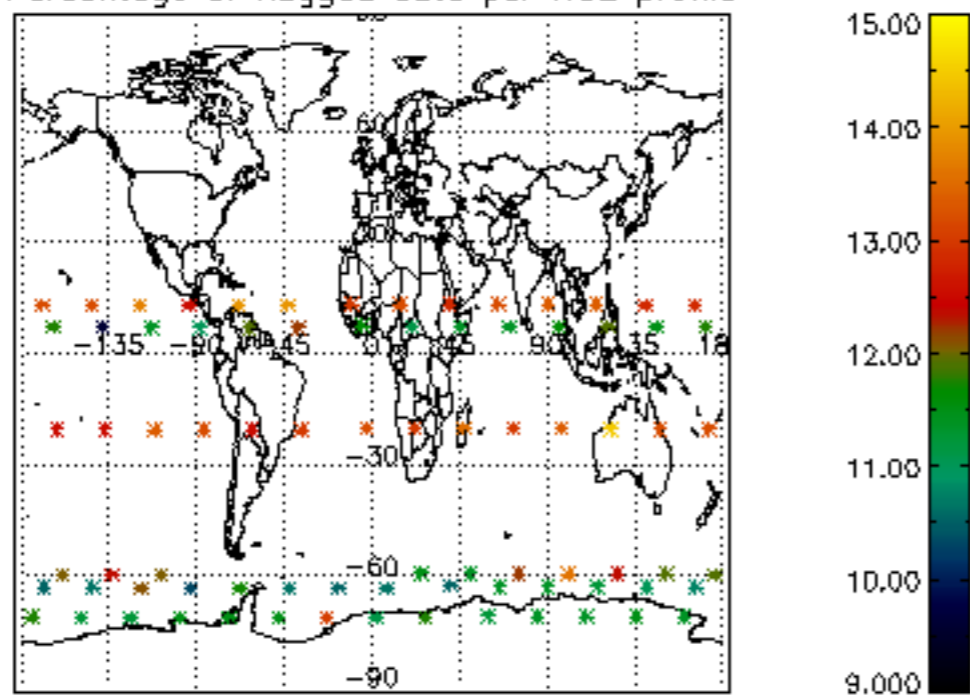
Percentage of flagged data per D3 profile



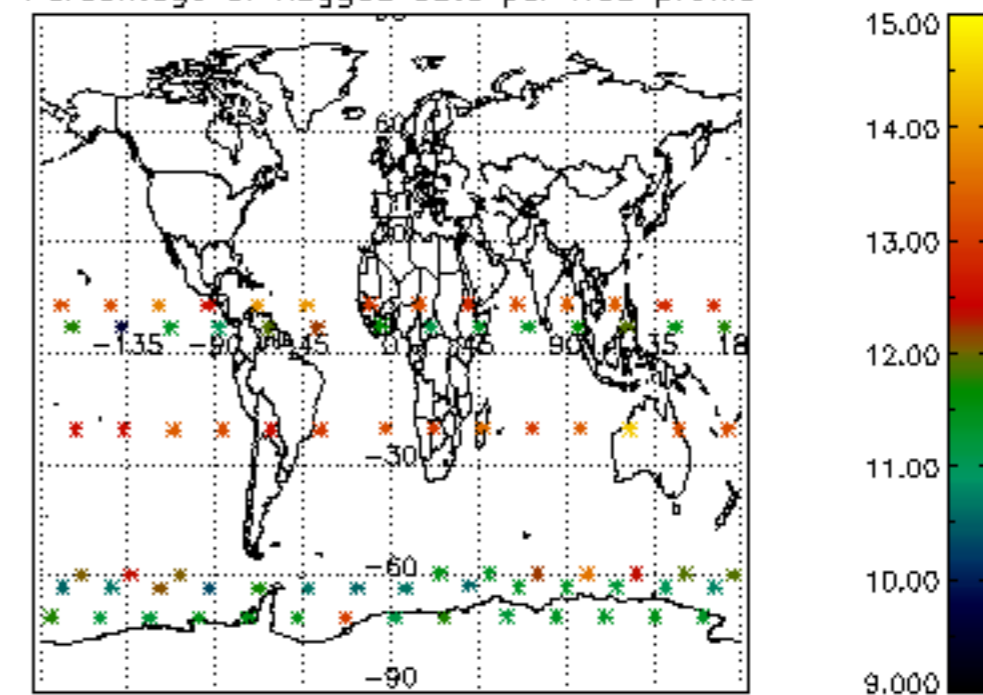
Percentage of flagged data per H2O profile

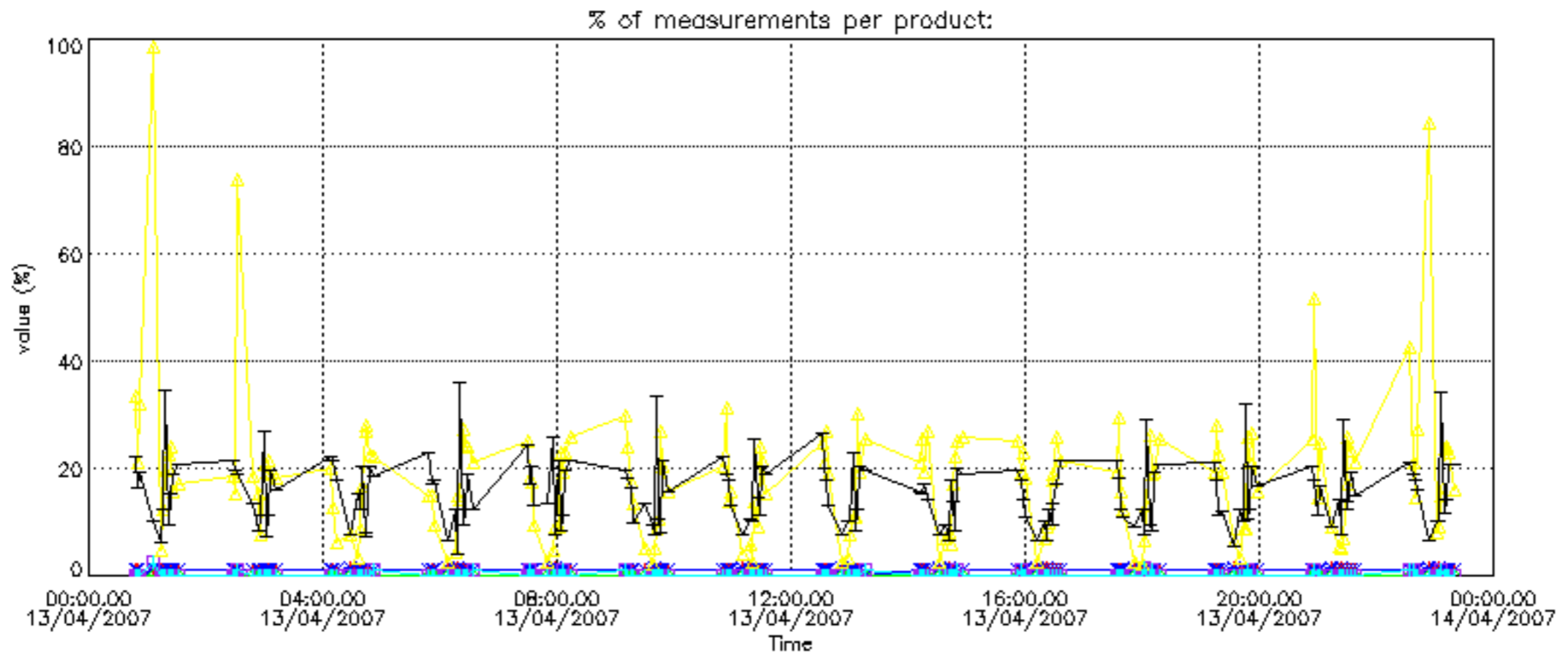


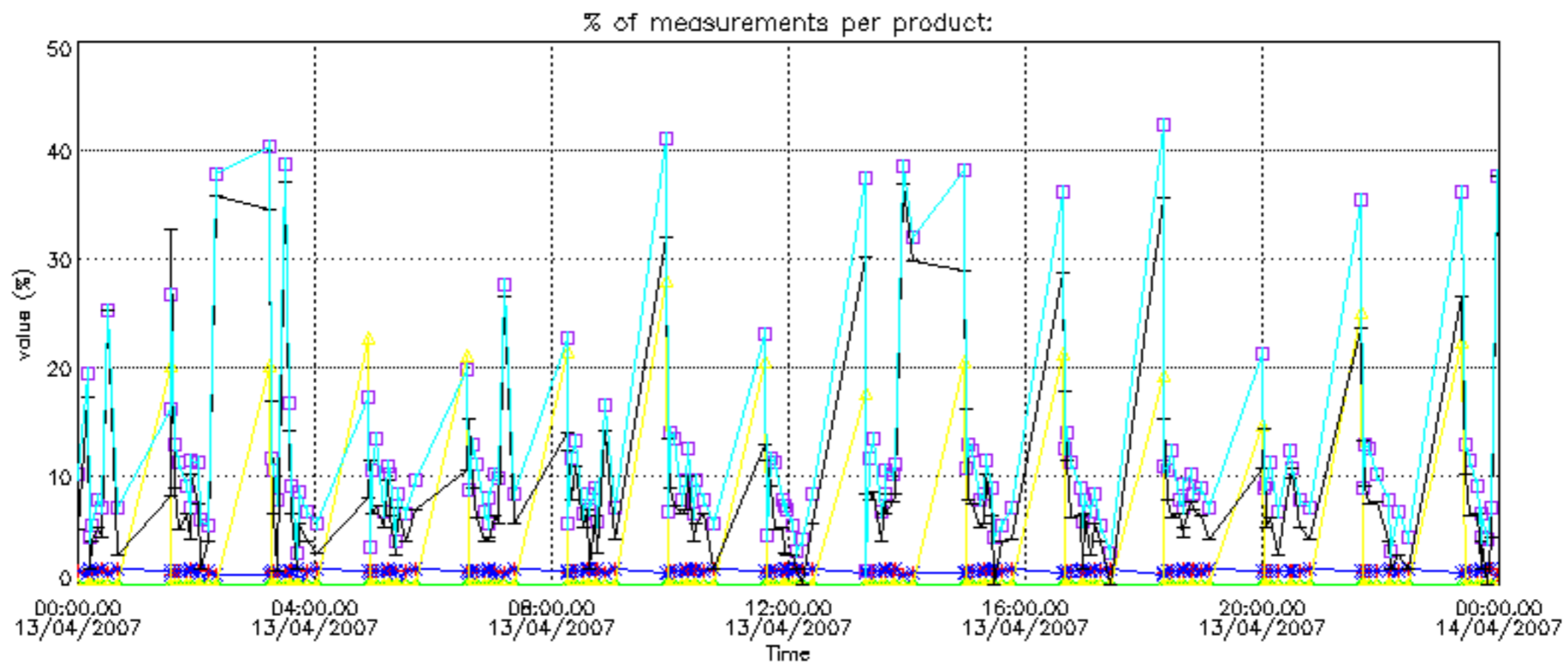
Percentage of flagged data per NO2 profile



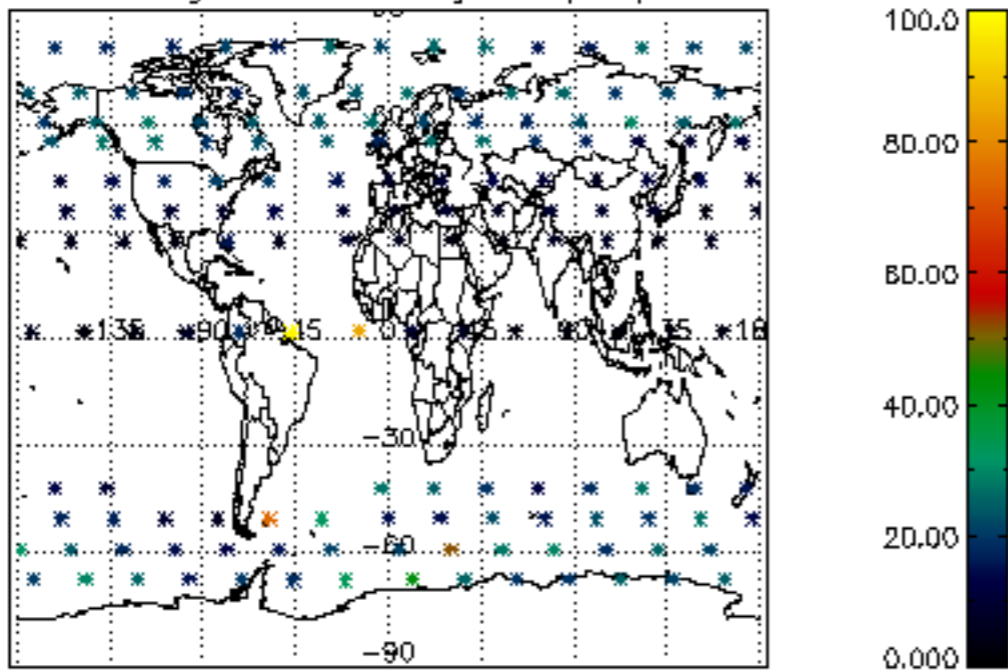
Percentage of flagged data per NO3 profile



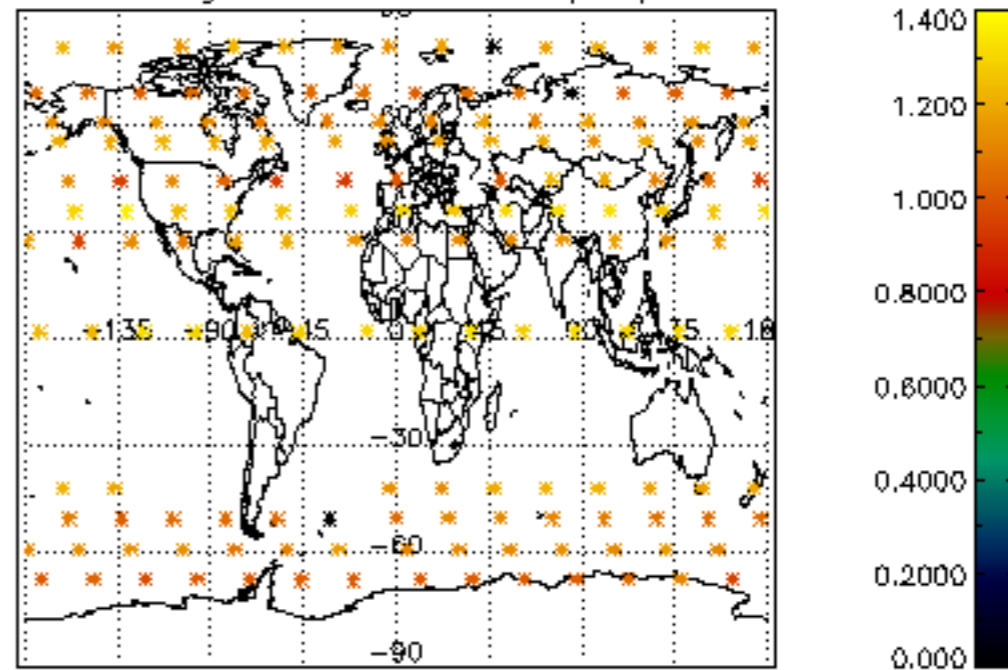




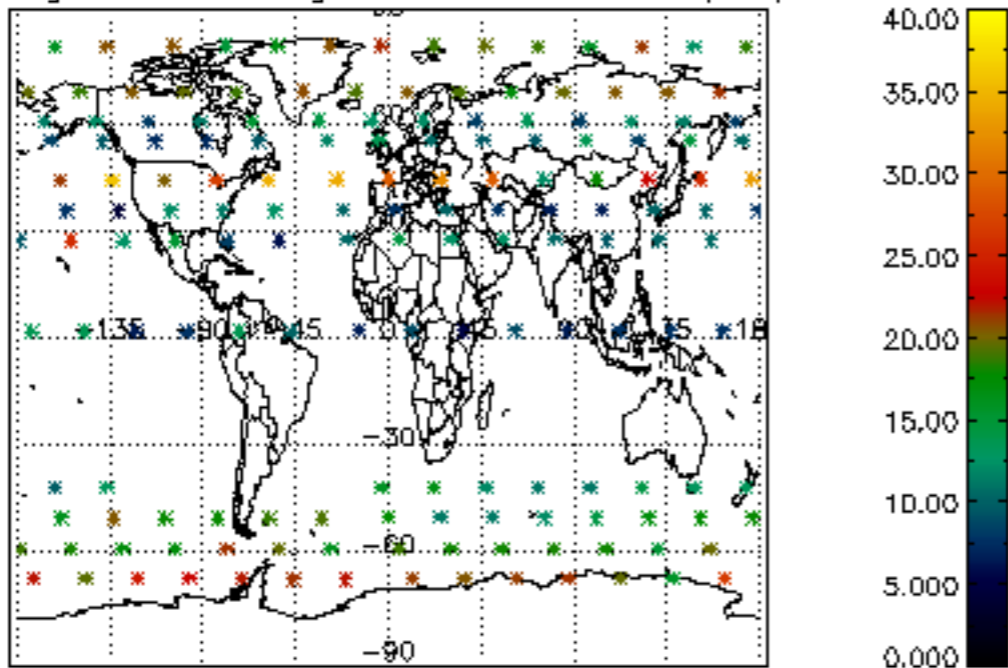
Percentage of cosmic ray hits per profile



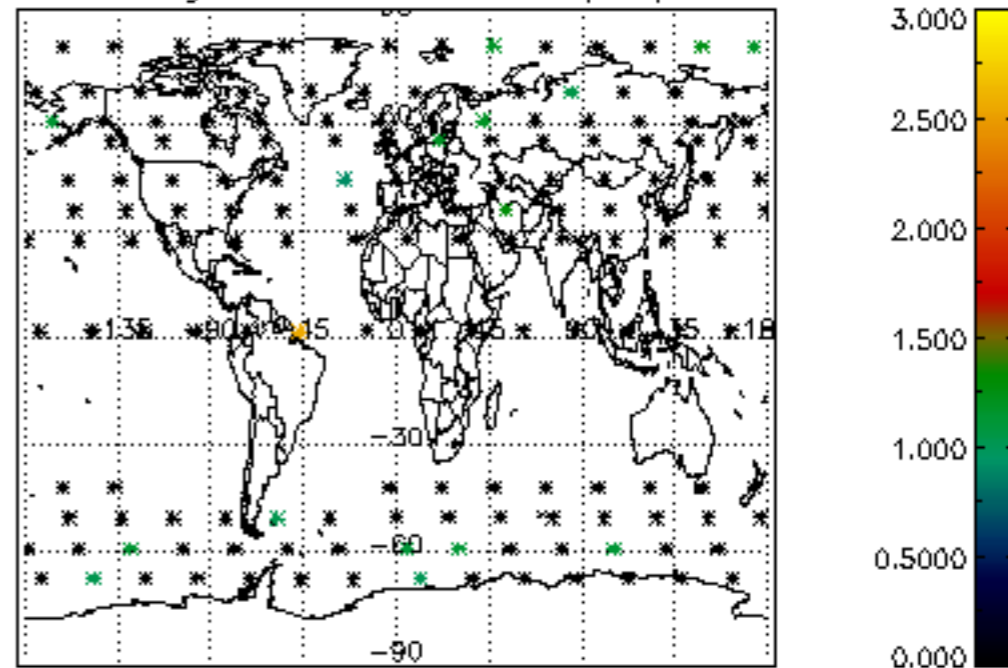
Percentage of datation errors per profile



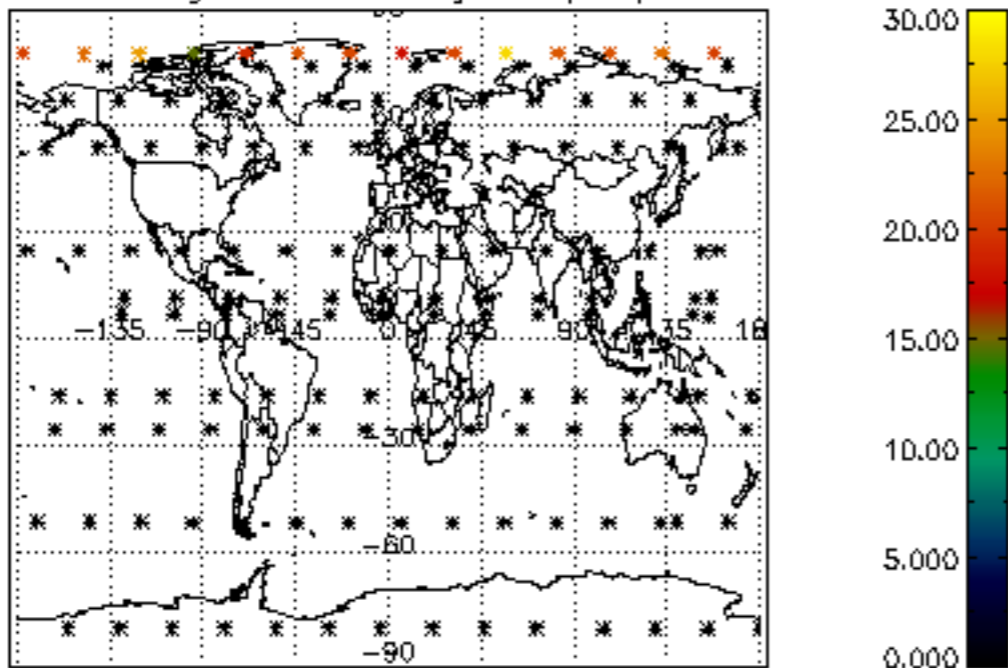
Percentage of star falling outside central band per profile



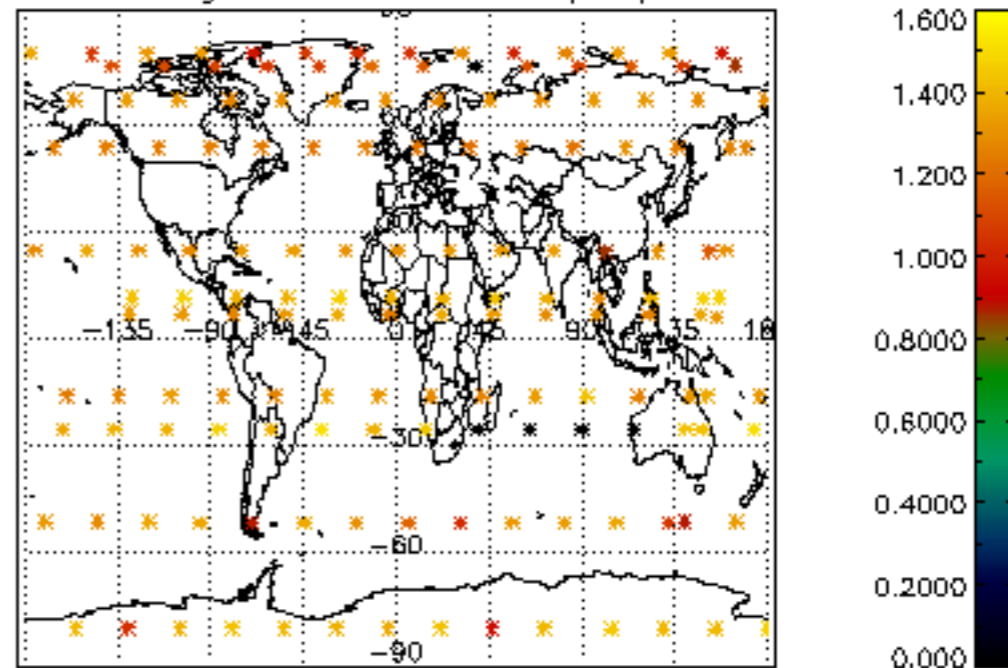
Percentage of saturation errors per profile



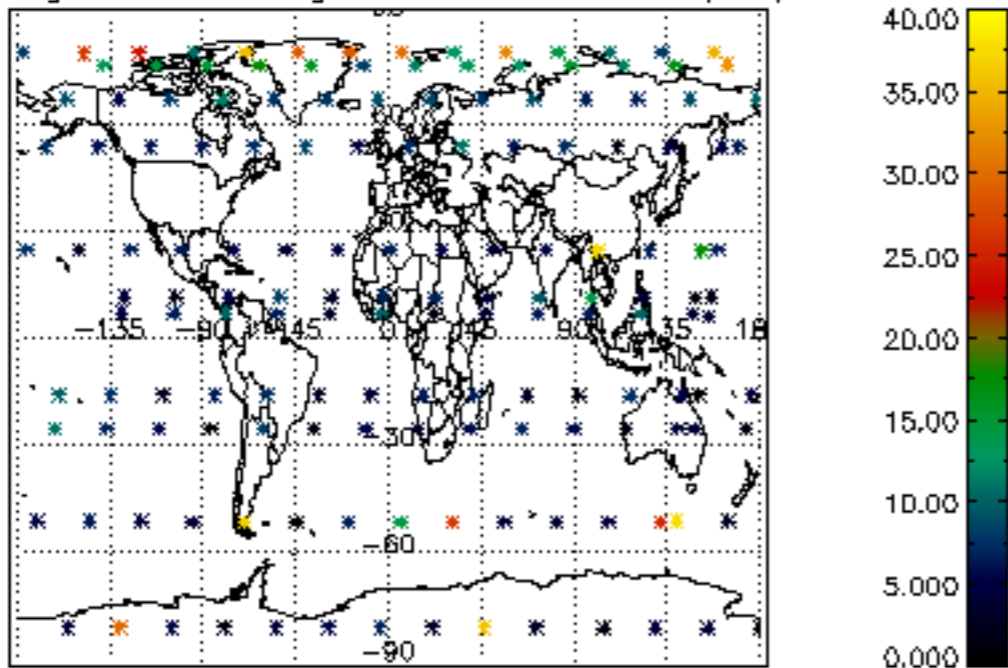
Percentage of cosmic ray hits per profile



Percentage of datation errors per profile



Percentage of star falling outside central band per profile



Percentage of saturation errors per profile

