

GOMOS Level 2 Daily Report

SUMMARY

[1. General Info](#)

[2. Summary of processed GOM_NL_2P products](#)

[3. Level 2 Quality information per product](#)

[3.1 Plot of level 2 quality information per product \(time dependant\)](#)

[3.2 Plot of level 2 quality information per product \(world map\)](#)

[4. Level 1 Quality information per product \(stored on level 2 products\)](#)

[4.1 Plot of level 1 quality information per product \(time dependant\)](#)

[4.1.1 Plot of level 1 quality information per product \(time dependant\): ASCENDING](#)

[4.1.2 Plot of level 1 quality information per product \(time dependant\): DESCENDING](#)

[4.2 Plot of level 1 quality information per product \(world map\)](#)

[4.2.1 Plot of level 1 quality information per product \(world map\): ASCENDING](#)

[4.2.2 Plot of level 1 quality information per product \(world map\): DESCENDING](#)

[5. Ozone profiles based on quality statistics and other trace gas profiles](#)

[5.1 Ozone statistics based on quality of products](#)

[5.2 Plot ozone profiles for all STD \(dark without errors\)](#)

[5.3 Plot ozone profiles where STD < 20% \(dark without errors\)](#)

[5.4. Plot ozone profiles where STD < 10% \(dark without errors\)](#)

[5.5. Plot ozone profiles where STD < 5% \(dark without errors\)](#)

[5.6 Plot NO2 profiles for all STD \(dark without errors\)](#)

[5.7 Plot NO3 profiles for all STD \(dark without errors\)](#)

[5.8 Plot H2O profiles \(only for occultations of stars 1,2,3,4,13,14,16,26,63 dark without errors\) for all STD](#)

[6. Auxiliary Data Files used for the production reported in section 2](#)

This report presents the daily analysis on parameters extracted from GOMOS level 2 data (GOM_NL__2P). It is intended to monitor some important parameters that will impact the quality of these products. A list of level 2 products (and content) that have arrived during the reporting day to the PCF is also given.

Item	Value
Time of report generation	22APR2013 18:21:07
Data source version	GOMOS/6.01
Start time of products	12-04-2007 (12APR2007 00:00:00)
Stop time of products	13-04-2007 (13APR2007 00:00:00)
Store outputs in DB	Yes
Nb of level 2 prods	329
Nb of prods with errors	0

2. Summary of processed GOM_NL__2P products.

Nr	Filename	UTC Start time	Limb	Duration	Star Id	Star Name	Star Mag	Star Temp	Nb Meas	Orbit	Prod. error
1	GOM_NL__2PRFIN20070412_000448_000000502057_00131_26738_9067.N1	12-APR-2007 00:04:48	Dark	50.000	141	Bet Ara	2.8400	4600.0	100	26738	No
2	GOM_NL__2PRFIN20070412_000713_000000382057_00131_26738_9068.N1	12-APR-2007 00:07:13	Dark	38.000	134	Bet TrA	2.8100	6600.0	76	26738	No
3	GOM_NL__2PRFIN20070412_000942_000000472057_00131_26738_9069.N1	12-APR-2007 00:09:42	Straylight	46.500	4	Alp1Cen	-0.010000	5800.0	93	26738	No
4	GOM_NL__2PRFIN20070412_001247_000000422057_00131_26738_9070.N1	12-APR-2007 00:12:47	Straylight	42.000	78	Alp Lup	2.3040	28000.	84	26738	No
5	GOM_NL__2PRFIN20070412_001423_000000442057_00131_26738_9071.N1	12-APR-2007 00:14:23	Straylight	44.000	81	Eta Cen	2.3560	28000.	88	26738	No
6	GOM_NL__2PRFIN20070412_001651_000000442057_00131_26738_9072.N1	12-APR-2007 00:16:51	Straylight	43.500	54	5The Cen	2.0550	4500.0	87	26738	No
7	GOM_NL__2PRFIN20070412_002211_000000442057_00131_26738_9073.N1	12-APR-2007 00:22:11	Twilight	44.000	106	9Bet Crv	2.6480	5600.0	88	26738	No
8	GOM_NL__2PRFIN20070412_002402_000000402057_00131_26738_9074.N1	12-APR-2007 00:24:02	Bright	40.000	100	4Gam Crv	2.5800	13100.	80	26738	No
9	GOM_NL__2PRFIN20070412_002532_000000472057_00131_26738_9075.N1	12-APR-2007 00:25:32	Bright	46.500	15	67Alp Vir	0.97600	28000.	93	26738	No
10	GOM_NL__2PRFIN20070412_002837_000000402057_00131_26738_9076.N1	12-APR-2007 00:28:37	Bright	39.500	121	29Gam Vir	2.7400	7200.0	79	26738	No
11	GOM_NL__2PRFIN20070412_003318_000000362057_00131_26738_9077.N1	12-APR-2007 00:33:18	Bright	35.500	62	94Bet Leo	2.1360	9700.0	71	26738	No
12	GOM_NL__2PRFIN20070412_004050_000000402057_00131_26738_9078.N1	12-APR-2007 00:40:50	Bright	40.000	152	12Alp2CVn	2.8900	11000.	80	26738	No
13	GOM_NL__2PRFIN20070412_004426_000000532057_00131_26738_9079.N1	12-APR-2007 00:44:26	Bright	53.000	87	64Gam UMa	2.4330	11000.	106	26738	No
14	GOM_NL__2PRFIN20070412_004546_000000382057_00131_26738_9080.N1	12-APR-2007 00:45:46	Bright	38.000	32	77Eps UMa	1.7630	11000.	76	26738	No
15	GOM_NL__2PRFIN20070412_005212_000000392057_00131_26738_9081.N1	12-APR-2007 00:52:12	Bright	39.000	60	7Bet UMi	2.0810	3950.0	78	26738	No
16	GOM_NL__2PRFIN20070412_005444_000000342057_00131_26738_9082.N1	12-APR-2007 00:54:44	Bright	33.500	49	1Alp UMi	1.9900	6300.0	67	26738	No
17	GOM_NL__2PRFIN20070412_010210_000000382057_00131_26738_9083.N1	12-APR-2007 01:02:10	Bright	38.000	89	5Alp Cep	2.4510	8000.0	76	26738	No
18	GOM_NL__2PRFIN20070412_011148_000000352057_00131_26738_9084.N1	12-APR-2007 01:11:48	Bright	34.500	164	44Eta Peg	2.9480	5400.0	69	26738	No
19	GOM_NL__2PRFIN20070412_011838_000000502057_00131_26738_9085.N1	12-APR-2007 01:18:38	Twilight	49.500	61	8Eps Peg	2.1000	3900.0	99	26738	No
20	GOM_NL__2PRFIN20070412_012107_000000442057_00131_26738_9086.N1	12-APR-2007 01:21:07	Dark	43.500	162	34Alp Aqr	2.9440	5350.0	87	26738	No
21	GOM_NL__2PRFIN20070412_012333_000000482057_00131_26738_9087.N1	12-APR-2007 01:23:33	Dark	47.500	154	22Bet Aqr	2.8990	5700.0	95	26738	No
22	GOM_NL__2PRFIN20070412_012600_000000432057_00131_26738_9088.N1	12-APR-2007 01:26:00	Dark	42.500	142	49Del Cap	2.8500	8900.0	85	26738	No
23	GOM_NL__2PRFIN20070412_013820_000000412057_00132_26739_9081.N1	12-APR-2007 01:38:20	Dark	40.500	45	Alp Pav	1.9400	26000.	81	26739	No
24	GOM_NL__2PRFIN20070412_014524_000000412057_00132_26739_9082.N1	12-APR-2007 01:45:24	Dark	41.000	141	Bet Ara	2.8400	4600.0	82	26739	No
25	GOM_NL__2PRFIN20070412_014750_000000402057_00132_26739_9083.N1	12-APR-2007 01:47:50	Dark	40.000	134	Bet TrA	2.8100	6600.0	80	26739	No
26	GOM_NL__2PRFIN20070412_015018_000000432057_00132_26739_9084.N1	12-APR-2007 01:50:18	Straylight	42.500	4	Alp1Cen	-0.010000	5800.0	85	26739	No
27	GOM_NL__2PRFIN20070412_015323_000000412057_00132_26739_9085.N1	12-APR-2007 01:53:23	Straylight	41.000	78	Alp Lup	2.3040	28000.	82	26739	No
28	GOM_NL__2PRFIN20070412_015500_000000452057_00132_26739_9086.N1	12-APR-2007 01:55:00	Straylight	45.000	81	Eta Cen	2.3560	28000.	90	26739	No
29	GOM_NL__2PRFIN20070412_015727_000000502057_00132_26739_9087.N1	12-APR-2007 01:57:27	Straylight	49.500	54	5The Cen	2.0550	4500.0	99	26739	No
30	GOM_NL__2PRFIN20070412_020247_000000442057_00132_26739_9088.N1	12-APR-2007 02:02:47	Twilight	44.000	106	9Bet Crv	2.6480	5600.0	88	26739	No
31	GOM_NL__2PRFIN20070412_020438_000000382057_00132_26739_9089.N1	12-APR-2007 02:04:38	Bright	38.000	100	4Gam Crv	2.5800	13100.	76	26739	No
32	GOM_NL__2PRFIN20070412_020608_000000472057_00132_26739_9090.N1	12-APR-2007 02:06:08	Bright	46.500	15	67Alp Vir	0.97600	28000.	93	26739	No
33	GOM_NL__2PRFIN20070412_020912_000000392057_00132_26739_9091.N1	12-APR-2007 02:09:12	Bright	38.500	121	29Gam Vir	2.7400	7200.0	77	26739	No
34	GOM_NL__2PRFIN20070412_021354_000000372057_00132_26739_9092.N1	12-APR-2007 02:13:54	Bright	36.500	62	94Bet Leo	2.1360	9700.0	73	26739	No
35	GOM_NL__2PRFIN20070412_022125_000000392057_00132_26739_9093.N1	12-APR-2007 02:21:25	Bright	39.000	152	12Alp2CVn	2.8900	11000.	78	26739	No
36	GOM_NL__2PRFIN20070412_022502_000000362057_00132_26739_9094.N1	12-APR-2007 02:25:02	Bright	36.000	87	64Gam UMa	2.4330	11000.	72	26739	No
37	GOM_NL__2PRFIN20070412_022622_000000362057_00132_26739_9095.N1	12-APR-2007 02:26:22	Bright	36.000	32	77Eps UMa	1.7630	11000.	72	26739	No
38	GOM_NL__2PRFIN20070412_023248_000000392057_00132_26739_9096.N1	12-APR-2007 02:32:48	Bright	38.500	60	7Bet UMi	2.0810	3950.0	77	26739	No
39	GOM_NL__2PRFIN20070412_023520_000000352057_00132_26739_9097.N1	12-APR-2007 02:35:20	Bright	35.000	49	1Alp UMi	1.9900	6300.0	70	26739	No
40	GOM_NL__2PRFIN20070412_024246_000000372057_00132_26739_9098.N1	12-APR-2007 02:42:46	Bright	36.500	89	5Alp Cep	2.4510	8000.0	73	26739	No
41	GOM_NL__2PRFIN20070412_025224_000000352057_00132_26739_9099.N1	12-APR-2007 02:52:24	Bright	35.000	164	44Eta Peg	2.9480	5400.0	70	26739	No
42	GOM_NL__2PRFIN20070412_025915_000000492057_00132_26739_9100.N1	12-APR-2007 02:59:15	Twilight	48.500	61	8Eps Peg	2.1000	3900.0	97	26739	No

43	GOM_NL__2PRFIN20070412_030143_000000442057_00132_26739_9101.N1	12-APR-2007 03:01:43	Dark	43.500	162	34Alp Aqr	2.9440	5350.0	87	26739	No
44	GOM_NL__2PRFIN20070412_030410_000000462057_00132_26739_9102.N1	12-APR-2007 03:04:10	Dark	45.500	154	22Bet Aqr	2.8990	5700.0	91	26739	No
45	GOM_NL__2PRFIN20070412_030636_000000442057_00132_26739_9103.N1	12-APR-2007 03:06:36	Dark	44.000	142	49Del Cap	2.8500	8900.0	88	26739	No
46	GOM_NL__2PRFIN20070412_031856_000000382057_00133_26740_9122.N1	12-APR-2007 03:18:56	Dark	38.000	45	Alp Pav	1.9400	26000.	76	26740	No
47	GOM_NL__2PRFIN20070412_032601_000000432057_00133_26740_9123.N1	12-APR-2007 03:26:01	Dark	43.000	141	Bet Ara	2.8400	4600.0	86	26740	No
48	GOM_NL__2PRFIN20070412_032826_000000402057_00133_26740_9124.N1	12-APR-2007 03:28:26	Dark	39.500	134	Bet TrA	2.8100	6600.0	79	26740	No
49	GOM_NL__2PRFIN20070412_033055_000000472057_00133_26740_9125.N1	12-APR-2007 03:30:55	Straylight	46.500	4	Alp1Cen	-0.010000	5800.0	93	26740	No
50	GOM_NL__2PRFIN20070412_033400_000000422057_00133_26740_9126.N1	12-APR-2007 03:34:00	Straylight	41.500	78	Alp Lup	2.3040	28000.	83	26740	No
51	GOM_NL__2PRFIN20070412_033536_000000472057_00133_26740_9127.N1	12-APR-2007 03:35:36	Straylight	47.000	81	Eta Cen	2.3560	28000.	94	26740	No
52	GOM_NL__2PRFIN20070412_033804_000000482057_00133_26740_9128.N1	12-APR-2007 03:38:04	Straylight	48.000	54	5The Cen	2.0550	4500.0	96	26740	No
53	GOM_NL__2PRFIN20070412_034323_000000422057_00133_26740_9129.N1	12-APR-2007 03:43:23	Twilight	42.000	106	9Bet Crv	2.6480	5600.0	84	26740	No
54	GOM_NL__2PRFIN20070412_034514_000000412057_00133_26740_9130.N1	12-APR-2007 03:45:14	Bright	41.000	100	4Gam Crv	2.5800	13100.	82	26740	No
55	GOM_NL__2PRFIN20070412_034644_000000452057_00133_26740_9131.N1	12-APR-2007 03:46:44	Bright	45.000	15	67Alp Vir	0.97600	28000.	90	26740	No
56	GOM_NL__2PRFIN20070412_034949_000000382057_00133_26740_9132.N1	12-APR-2007 03:49:49	Bright	38.000	121	29Gam Vir	2.7400	7200.0	76	26740	No
57	GOM_NL__2PRFIN20070412_035430_000000352057_00133_26740_9133.N1	12-APR-2007 03:54:30	Bright	35.000	62	94Bet Leo	2.1360	9700.0	70	26740	No
58	GOM_NL__2PRFIN20070412_040201_000000392057_00133_26740_9134.N1	12-APR-2007 04:02:01	Bright	39.000	152	12Alp2CVn	2.8900	11000.	78	26740	No
59	GOM_NL__2PRFIN20070412_040538_000000362057_00133_26740_9135.N1	12-APR-2007 04:05:38	Bright	36.000	87	64Gam UMa	2.4330	11000.	72	26740	No
60	GOM_NL__2PRFIN20070412_040657_000000392057_00133_26740_9136.N1	12-APR-2007 04:06:57	Bright	38.500	32	77Eps UMa	1.7630	11000.	77	26740	No
61	GOM_NL__2PRFIN20070412_041324_000000382057_00133_26740_9137.N1	12-APR-2007 04:13:24	Bright	38.000	60	7Bet UMi	2.0810	3950.0	76	26740	No
62	GOM_NL__2PRFIN20070412_041556_000000342057_00133_26740_9138.N1	12-APR-2007 04:15:56	Bright	34.000	49	1Alp UMi	1.9900	6300.0	68	26740	No
63	GOM_NL__2PRFIN20070412_042322_000000372057_00133_26740_9139.N1	12-APR-2007 04:23:22	Bright	37.000	89	5Alp Cep	2.4510	8000.0	74	26740	No
64	GOM_NL__2PRFIN20070412_043300_000000342057_00133_26740_9140.N1	12-APR-2007 04:33:00	Bright	34.000	164	44Eta Peg	2.9480	5400.0	68	26740	No
65	GOM_NL__2PRFIN20070412_043951_000000512057_00133_26740_9141.N1	12-APR-2007 04:39:51	Twilight	51.000	61	8Eps Peg	2.1000	3900.0	102	26740	No
66	GOM_NL__2PRFIN20070412_044219_000000452057_00133_26740_9142.N1	12-APR-2007 04:42:19	Dark	45.000	162	34Alp Aqr	2.9440	5350.0	90	26740	No
67	GOM_NL__2PRFIN20070412_044446_000000482057_00133_26740_9143.N1	12-APR-2007 04:44:46	Dark	48.000	154	22Bet Aqr	2.8990	5700.0	96	26740	No
68	GOM_NL__2PRFIN20070412_044713_000000452057_00133_26740_9144.N1	12-APR-2007 04:47:13	Dark	44.500	142	49Del Cap	2.8500	8900.0	89	26740	No
69	GOM_NL__2PRFIN20070412_045933_000000392057_00134_26741_9110.N1	12-APR-2007 04:59:33	Dark	39.000	45	Alp Pav	1.9400	26000.	78	26741	No
70	GOM_NL__2PRFIN20070412_050638_000000442057_00134_26741_9111.N1	12-APR-2007 05:06:38	Dark	43.500	141	Bet Ara	2.8400	4600.0	87	26741	No
71	GOM_NL__2PRFIN20070412_050903_000000392057_00134_26741_9112.N1	12-APR-2007 05:09:03	Dark	38.500	134	Bet TrA	2.8100	6600.0	77	26741	No
72	GOM_NL__2PRFIN20070412_051131_000000532057_00134_26741_9113.N1	12-APR-2007 05:11:31	Straylight	52.500	4	Alp1Cen	-0.010000	5800.0	105	26741	No
73	GOM_NL__2PRFIN20070412_051436_000000422057_00134_26741_9114.N1	12-APR-2007 05:14:36	Straylight	42.000	78	Alp Lup	2.3040	28000.	84	26741	No
74	GOM_NL__2PRFIN20070412_051613_000000452057_00134_26741_9115.N1	12-APR-2007 05:16:13	Straylight	44.500	81	Eta Cen	2.3560	28000.	89	26741	No
75	GOM_NL__2PRFIN20070412_051840_000000502057_00134_26741_9116.N1	12-APR-2007 05:18:40	Straylight	50.000	54	5The Cen	2.0550	4500.0	100	26741	No
76	GOM_NL__2PRFIN20070412_052359_000000442057_00134_26741_9117.N1	12-APR-2007 05:23:59	Twilight	43.500	106	9Bet Crv	2.6480	5600.0	87	26741	No
77	GOM_NL__2PRFIN20070412_052550_000000392057_00134_26741_9118.N1	12-APR-2007 05:25:50	Bright	39.000	100	4Gam Crv	2.5800	13100.	78	26741	No
78	GOM_NL__2PRFIN20070412_052720_000000442057_00134_26741_9119.N1	12-APR-2007 05:27:20	Bright	44.000	15	67Alp Vir	0.97600	28000.	88	26741	No
79	GOM_NL__2PRFIN20070412_053025_000000392057_00134_26741_9120.N1	12-APR-2007 05:30:25	Bright	38.500	121	29Gam Vir	2.7400	7200.0	77	26741	No
80	GOM_NL__2PRFIN20070412_053506_000000362057_00134_26741_9121.N1	12-APR-2007 05:35:06	Bright	35.500	62	94Bet Leo	2.1360	9700.0	71	26741	No
81	GOM_NL__2PRFIN20070412_054237_000000432057_00134_26741_9122.N1	12-APR-2007 05:42:37	Bright	42.500	152	12Alp2CVn	2.8900	11000.	85	26741	No
82	GOM_NL__2PRFIN20070412_054614_000000372057_00134_26741_9123.N1	12-APR-2007 05:46:14	Bright	36.500	87	64Gam UMa	2.4330	11000.	73	26741	No
83	GOM_NL__2PRFIN20070412_054733_000000392057_00134_26741_9124.N1	12-APR-2007 05:47:33	Bright	39.000	32	77Eps UMa	1.7630	11000.	78	26741	No
84	GOM_NL__2PRFIN20070412_055359_000000382057_00134_26741_9125.N1	12-APR-2007 05:53:59	Bright	38.000	60	7Bet UMi	2.0810	3950.0	76	26741	No
85	GOM_NL__2PRFIN20070412_055632_000000352057_00134_26741_9126.N1	12-APR-2007 05:56:32	Bright	35.000	49	1Alp UMi	1.9900	6300.0	70	26741	No
86	GOM_NL__2PRFIN20070412_060358_000000432057_00134_26741_9127.N1	12-APR-2007 06:03:58	Bright	43.000	89	5Alp Cep	2.4510	8000.0	86	26741	No
87	GOM_NL__2PRFIN20070412_061337_000000352057_00134_26741_9128.N1	12-APR-2007 06:13:37	Bright	35.000	164	44Eta Peg	2.9480	5400.0	70	26741	No
88	GOM_NL__2PRFIN20070412_062027_000000492057_00134_26741_9129.N1	12-APR-2007 06:20:27	Twilight	49.000	61	8Eps Peg	2.1000	3900.0	98	26741	No
89	GOM_NL__2PRFIN20070412_062256_000000432057_00134_26741_9130.N1	12-APR-2007 06:22:56	Dark	42.500	162	34Alp Aqr	2.9440	5350.0	85	26741	No
90	GOM_NL__2PRFIN20070412_062523_000000472057_00134_26741_9131.N1	12-APR-2007 06:25:23	Dark	47.000	154	22Bet Aqr	2.8990	5700.0	94	26741	No
91	GOM_NL__2PRFIN20070412_062749_000000422057_00134_26741_9132.N1	12-APR-2007 06:27:49	Dark	42.000	142	49Del Cap	2.8500	8900.0	84	26741	No
92	GOM_NL__2PRFIN20070412_064009_000000402057_00135_26742_9150.N1	12-APR-2007 06:40:09	Dark	40.000	45	Alp Pav	1.9400	26000.	80	26742	No
93	GOM_NL__2PRFIN20070412_064714_000000442057_00135_26742_9151.N1	12-APR-2007 06:47:14	Dark	43.500	141	Bet Ara	2.8400	4600.0	87	26742	No
94	GOM_NL__2PRFIN20070412_064939_000000392057_00135_26742_9152.N1	12-APR-2007 06:49:39	Dark	39.000	134	Bet TrA	2.8100	6600.0	78	26742	No
95	GOM_NL__2PRFIN20070412_065208_000000472057_00135_26742_9153.N1	12-APR-2007 06:52:08	Straylight	46.500	4	Alp1Cen	-0.010000	5800.0	93	26742	No
96	GOM_NL__2PRFIN20070412_065513_000000432057_00135_26742_9154.N1	12-APR-2007 06:55:13	Straylight	43.000	78	Alp Lup	2.3040	28000.	86	26742	No
97	GOM_NL__2PRFIN20070412_065649_000000442057_00135_26742_9155.N1	12-APR-2007 06:56:49	Straylight	43.500	81	Eta Cen	2.3560	28000.	87	26742	No
98	GOM_NL__2PRFIN20070412_065916_000000502057_00135_26742_9156.N1	12-APR-2007 06:59:16	Straylight	50.000	54	5The Cen	2.0550	4500.0	100	26742	No
99	GOM_NL__2PRFIN20070412_070435_000000432057_00135_26742_9157.N1	12-APR-2007 07:04:35	Twilight	42.500	106	9Bet Crv	2.6480	5600.0	85	26742	No
100	GOM_NL__2PRFIN20070412_070626_000000392057_00135_26742_9158.N1	12-APR-2007 07:06:26	Bright	38.500	100	4Gam Crv	2.5800	13100.	77	26742	No
101	GOM_NL__2PRFIN20070412_070756_000000452057_00135_26742_9159.N1	12-APR-2007 07:07:56	Bright	44.500	15	67Alp Vir	0.97600	28000.	89	26742	No

102	GOM_NL__2PRFIN20070412_071101_000000392057_00135_26742_9160.N1	12-APR-2007 07:11:01	Bright	38.500	121	29Gam Vir	2.7400	7200.0	77	26742	No
103	GOM_NL__2PRFIN20070412_071542_000000372057_00135_26742_9161.N1	12-APR-2007 07:15:42	Bright	36.500	62	94Bet Leo	2.1360	9700.0	73	26742	No
104	GOM_NL__2PRFIN20070412_072312_000000392057_00135_26742_9162.N1	12-APR-2007 07:23:12	Bright	39.000	152	12Alp2CVn	2.8900	11000.	78	26742	No
105	GOM_NL__2PRFIN20070412_072650_000000362057_00135_26742_9163.N1	12-APR-2007 07:26:50	Bright	35.500	87	64Gam UMa	2.4330	11000.	71	26742	No
106	GOM_NL__2PRFIN20070412_072809_000000372057_00135_26742_9164.N1	12-APR-2007 07:28:09	Bright	37.000	32	77Eps UMa	1.7630	11000.	74	26742	No
107	GOM_NL__2PRFIN20070412_073435_000000402057_00135_26742_9165.N1	12-APR-2007 07:34:35	Bright	39.500	60	7Bet UMi	2.0810	3950.0	79	26742	No
108	GOM_NL__2PRFIN20070412_073708_000000362057_00135_26742_9166.N1	12-APR-2007 07:37:08	Bright	35.500	49	1Alp UMi	1.9900	6300.0	71	26742	No
109	GOM_NL__2PRFIN20070412_074434_000000402057_00135_26742_9167.N1	12-APR-2007 07:44:34	Bright	39.500	89	5Alp Cep	2.4510	8000.0	79	26742	No
110	GOM_NL__2PRFIN20070412_075413_000000362057_00135_26742_9168.N1	12-APR-2007 07:54:13	Bright	36.000	164	44Eta Peg	2.9480	5400.0	72	26742	No
111	GOM_NL__2PRFIN20070412_080104_000000512057_00135_26742_9169.N1	12-APR-2007 08:01:04	Twilight	51.000	61	8Eps Peg	2.1000	3900.0	102	26742	No
112	GOM_NL__2PRFIN20070412_080332_000000442057_00135_26742_9170.N1	12-APR-2007 08:03:32	Dark	44.000	162	34Alp Aqr	2.9440	5350.0	88	26742	No
113	GOM_NL__2PRFIN20070412_080559_000000472057_00135_26742_9171.N1	12-APR-2007 08:05:59	Dark	46.500	154	22Bet Aqr	2.8990	5700.0	93	26742	No
114	GOM_NL__2PRFIN20070412_080826_000000442057_00135_26742_9172.N1	12-APR-2007 08:08:26	Dark	44.000	142	49Del Cap	2.8500	8900.0	88	26742	No
115	GOM_NL__2PRFIN20070412_082046_000000392057_00136_26743_9166.N1	12-APR-2007 08:20:46	Dark	38.500	45	Alp Pav	1.9400	26000.	77	26743	No
116	GOM_NL__2PRFIN20070412_082751_000000432057_00136_26743_9167.N1	12-APR-2007 08:27:51	Dark	43.000	141	Bet Ara	2.8400	4600.0	86	26743	No
117	GOM_NL__2PRFIN20070412_083016_000000392057_00136_26743_9168.N1	12-APR-2007 08:30:16	Dark	38.500	134	Bet TrA	2.8100	6600.0	77	26743	No
118	GOM_NL__2PRFIN20070412_083244_000000472057_00136_26743_9169.N1	12-APR-2007 08:32:44	Straylight	47.000	4	Alp1Cen	-0.010000	5800.0	94	26743	No
119	GOM_NL__2PRFIN20070412_083549_000000432057_00136_26743_9170.N1	12-APR-2007 08:35:49	Straylight	42.500	78	Alp Lup	2.3040	28000.	85	26743	No
120	GOM_NL__2PRFIN20070412_083725_000000442057_00136_26743_9171.N1	12-APR-2007 08:37:25	Straylight	44.000	81	Eta Cen	2.3560	28000.	88	26743	No
121	GOM_NL__2PRFIN20070412_083953_000000502057_00136_26743_9172.N1	12-APR-2007 08:39:53	Straylight	49.500	54	5The Cen	2.0550	4500.0	99	26743	No
122	GOM_NL__2PRFIN20070412_084512_000000422057_00136_26743_9173.N1	12-APR-2007 08:45:12	Tw_i_and_stray	42.000	106	9Bet Crv	2.6480	5600.0	84	26743	No
123	GOM_NL__2PRFIN20070412_084703_000000392057_00136_26743_9174.N1	12-APR-2007 08:47:03	Bright	38.500	100	4Gam Crv	2.5800	13100.	77	26743	No
124	GOM_NL__2PRFIN20070412_084832_000000452057_00136_26743_9175.N1	12-APR-2007 08:48:32	Bright	44.500	15	67Alp Vir	0.97600	28000.	89	26743	No
125	GOM_NL__2PRFIN20070412_085137_000000392057_00136_26743_9176.N1	12-APR-2007 08:51:37	Bright	38.500	121	29Gam Vir	2.7400	7200.0	77	26743	No
126	GOM_NL__2PRFIN20070412_085618_000000362057_00136_26743_9177.N1	12-APR-2007 08:56:18	Bright	36.000	62	94Bet Leo	2.1360	9700.0	72	26743	No
127	GOM_NL__2PRFIN20070412_090725_000000352057_00136_26743_9178.N1	12-APR-2007 09:07:25	Bright	35.000	87	64Gam UMa	2.4330	11000.	70	26743	No
128	GOM_NL__2PRFIN20070412_090844_000000372057_00136_26743_9179.N1	12-APR-2007 09:08:44	Bright	36.500	32	77Eps UMa	1.7630	11000.	73	26743	No
129	GOM_NL__2PRFIN20070412_091511_000000382057_00136_26743_9180.N1	12-APR-2007 09:15:11	Bright	37.500	60	7Bet UMi	2.0810	3950.0	75	26743	No
130	GOM_NL__2PRFIN20070412_091744_000000352057_00136_26743_9181.N1	12-APR-2007 09:17:44	Bright	35.000	49	1Alp UMi	1.9900	6300.0	70	26743	No
131	GOM_NL__2PRFIN20070412_092509_000000382057_00136_26743_9182.N1	12-APR-2007 09:25:09	Bright	37.500	89	5Alp Cep	2.4510	8000.0	75	26743	No
132	GOM_NL__2PRFIN20070412_093448_000000352057_00136_26743_9183.N1	12-APR-2007 09:34:48	Bright	35.000	164	44Eta Peg	2.9480	5400.0	70	26743	No
133	GOM_NL__2PRFIN20070412_094140_000000502057_00136_26743_9184.N1	12-APR-2007 09:41:40	Twilight	49.500	61	8Eps Peg	2.1000	3900.0	99	26743	No
134	GOM_NL__2PRFIN20070412_094408_000000432057_00136_26743_9185.N1	12-APR-2007 09:44:08	Dark	43.000	162	34Alp Aqr	2.9440	5350.0	86	26743	No
135	GOM_NL__2PRFIN20070412_094636_000000452057_00136_26743_9186.N1	12-APR-2007 09:46:36	Dark	44.500	154	22Bet Aqr	2.8990	5700.0	89	26743	No
136	GOM_NL__2PRFIN20070412_094902_000000422057_00136_26743_9187.N1	12-APR-2007 09:49:02	Dark	42.000	142	49Del Cap	2.8500	8900.0	84	26743	No
137	GOM_NL__2PRFIN20070412_100122_000000382057_00137_26744_9215.N1	12-APR-2007 10:01:22	Dark	38.000	45	Alp Pav	1.9400	26000.	76	26744	No
138	GOM_NL__2PRFIN20070412_100828_000000542057_00137_26744_9216.N1	12-APR-2007 10:08:28	Dark	54.000	141	Bet Ara	2.8400	4600.0	108	26744	No
139	GOM_NL__2PRFIN20070412_101052_000000392057_00137_26744_9217.N1	12-APR-2007 10:10:52	Dark	38.500	134	Bet TrA	2.8100	6600.0	77	26744	No
140	GOM_NL__2PRFIN20070412_101320_000000532057_00137_26744_9218.N1	12-APR-2007 10:13:20	Straylight	52.500	4	Alp1Cen	-0.010000	5800.0	105	26744	No
141	GOM_NL__2PRFIN20070412_101626_000000442057_00137_26744_9219.N1	12-APR-2007 10:16:26	Straylight	43.500	78	Alp Lup	2.3040	28000.	87	26744	No
142	GOM_NL__2PRFIN20070412_101802_000000452057_00137_26744_9220.N1	12-APR-2007 10:18:02	Straylight	44.500	81	Eta Cen	2.3560	28000.	89	26744	No
143	GOM_NL__2PRFIN20070412_102029_000000502057_00137_26744_9221.N1	12-APR-2007 10:20:29	Straylight	49.500	54	5The Cen	2.0550	4500.0	99	26744	No
144	GOM_NL__2PRFIN20070412_102548_000000432057_00137_26744_9222.N1	12-APR-2007 10:25:48	Tw_i_and_stray	43.000	106	9Bet Crv	2.6480	5600.0	86	26744	No
145	GOM_NL__2PRFIN20070412_102739_000000442057_00137_26744_9223.N1	12-APR-2007 10:27:39	Bright	44.000	100	4Gam Crv	2.5800	13100.	88	26744	No
146	GOM_NL__2PRFIN20070412_102908_000000472057_00137_26744_9224.N1	12-APR-2007 10:29:08	Bright	46.500	15	67Alp Vir	0.97600	28000.	93	26744	No
147	GOM_NL__2PRFIN20070412_103212_000000402057_00137_26744_9225.N1	12-APR-2007 10:32:12	Bright	40.000	121	29Gam Vir	2.7400	7200.0	80	26744	No
148	GOM_NL__2PRFIN20070412_103654_000000372057_00137_26744_9226.N1	12-APR-2007 10:36:54	Bright	36.500	62	94Bet Leo	2.1360	9700.0	73	26744	No
149	GOM_NL__2PRFIN20070412_104423_000000392057_00137_26744_9227.N1	12-APR-2007 10:44:23	Bright	38.500	152	12Alp2CVn	2.8900	11000.	77	26744	No
150	GOM_NL__2PRFIN20070412_104801_000000372057_00137_26744_9228.N1	12-APR-2007 10:48:01	Bright	37.000	87	64Gam UMa	2.4330	11000.	74	26744	No
151	GOM_NL__2PRFIN20070412_104920_000000382057_00137_26744_9229.N1	12-APR-2007 10:49:20	Bright	37.500	32	77Eps UMa	1.7630	11000.	75	26744	No
152	GOM_NL__2PRFIN20070412_105546_000000392057_00137_26744_9230.N1	12-APR-2007 10:55:46	Bright	38.500	60	7Bet UMi	2.0810	3950.0	77	26744	No
153	GOM_NL__2PRFIN20070412_105820_000000342057_00137_26744_9231.N1	12-APR-2007 10:58:20	Bright	34.000	49	1Alp UMi	1.9900	6300.0	68	26744	No
154	GOM_NL__2PRFIN20070412_110545_000000382057_00137_26744_9232.N1	12-APR-2007 11:05:45	Bright	37.500	89	5Alp Cep	2.4510	8000.0	75	26744	No
155	GOM_NL__2PRFIN20070412_111525_000000352057_00137_26744_9233.N1	12-APR-2007 11:15:25	Bright	34.500	164	44Eta Peg	2.9480	5400.0	69	26744	No
156	GOM_NL__2PRFIN20070412_112216_000000492057_00137_26744_9234.N1	12-APR-2007 11:22:16	Twilight	49.000	61	8Eps Peg	2.1000	3900.0	98	26744	No
157	GOM_NL__2PRFIN20070412_112445_000000432057_00137_26744_9235.N1	12-APR-2007 11:24:45	Dark	43.000	162	34Alp Aqr	2.9440	5350.0	86	26744	No
158	GOM_NL__2PRFIN20070412_112712_000000472057_00137_26744_9236.N1	12-APR-2007 11:27:12	Dark	46.500	154	22Bet Aqr	2.8990	5700.0	93	26744	No
159	GOM_NL__2PRFIN20070412_112939_000000422057_00137_26744_9237.N1	12-APR-2007 11:29:39	Dark	42.000	142	49Del Cap	2.8500	8900.0	84	26744	No
160	GOM_NL__2PRFIN20070412_114159_000000382057_00138_26745_9212.N1	12-APR-2007 11:41:59	Dark	38.000	45	Alp Pav	1.9400	26000.	76	26745	No

161	GOM_NL__2PRFIN20070412_114904_000000462057_00138_26745_9213.N1	12-APR-2007 11:49:04	Dark	45.500	141	Bet Ara	2.8400	4600.0	91	26745	No
162	GOM_NL__2PRFIN20070412_115129_000000382057_00138_26745_9214.N1	12-APR-2007 11:51:29	Dark	38.000	134	Bet TrA	2.8100	6600.0	76	26745	No
163	GOM_NL__2PRFIN20070412_115357_000000432057_00138_26745_9215.N1	12-APR-2007 11:53:57	Straylight	43.000	4	Alp1Cen	-0.010000	5800.0	86	26745	No
164	GOM_NL__2PRFIN20070412_115702_000000432057_00138_26745_9216.N1	12-APR-2007 11:57:02	Straylight	43.000	78	Alp Lup	2.3040	28000.	86	26745	No
165	GOM_NL__2PRFIN20070412_115838_000000432057_00138_26745_9217.N1	12-APR-2007 11:58:38	Straylight	42.500	81	Eta Cen	2.3560	28000.	85	26745	No
166	GOM_NL__2PRFIN20070412_120105_000000522057_00138_26745_9218.N1	12-APR-2007 12:01:05	Straylight	51.500	54	5The Cen	2.0550	4500.0	103	26745	No
167	GOM_NL__2PRFIN20070412_120624_000000412057_00138_26745_9219.N1	12-APR-2007 12:06:24	Tw_i_and_stray	41.000	106	9Bet Crv	2.6480	5600.0	82	26745	No
168	GOM_NL__2PRFIN20070412_120815_000000532057_00138_26745_9220.N1	12-APR-2007 12:08:15	Bright	53.000	100	4Gam Crv	2.5800	13100.	106	26745	No
169	GOM_NL__2PRFIN20070412_120944_000000452057_00138_26745_9221.N1	12-APR-2007 12:09:44	Bright	44.500	15	67Alp Vir	0.97600	28000.	89	26745	No
170	GOM_NL__2PRFIN20070412_121248_000000392057_00138_26745_9222.N1	12-APR-2007 12:12:48	Bright	38.500	121	29Gam Vir	2.7400	7200.0	77	26745	No
171	GOM_NL__2PRFIN20070412_121730_000000362057_00138_26745_9223.N1	12-APR-2007 12:17:30	Bright	35.500	62	94Bet Leo	2.1360	9700.0	71	26745	No
172	GOM_NL__2PRFIN20070412_122459_000000392057_00138_26745_9224.N1	12-APR-2007 12:24:59	Bright	38.500	152	12Alp2CVn	2.8900	11000.	77	26745	No
173	GOM_NL__2PRFIN20070412_122837_000000362057_00138_26745_9225.N1	12-APR-2007 12:28:37	Bright	36.000	87	64Gam UMa	2.4330	11000.	72	26745	No
174	GOM_NL__2PRFIN20070412_122955_000000402057_00138_26745_9226.N1	12-APR-2007 12:29:55	Bright	39.500	32	77Eps UMa	1.7630	11000.	79	26745	No
175	GOM_NL__2PRFIN20070412_123622_000000362057_00138_26745_9227.N1	12-APR-2007 12:36:22	Bright	36.000	60	7Bet UMi	2.0810	3950.0	72	26745	No
176	GOM_NL__2PRFIN20070412_123856_000000342057_00138_26745_9228.N1	12-APR-2007 12:38:56	Bright	33.500	49	1Alp UMi	1.9900	6300.0	67	26745	No
177	GOM_NL__2PRFIN20070412_124621_000000382057_00138_26745_9229.N1	12-APR-2007 12:46:21	Bright	37.500	89	5Alp Cep	2.4510	8000.0	75	26745	No
178	GOM_NL__2PRFIN20070412_125601_000000352057_00138_26745_9230.N1	12-APR-2007 12:56:01	Bright	35.000	164	44Eta Peg	2.9480	5400.0	70	26745	No
179	GOM_NL__2PRFIN20070412_130253_000000512057_00138_26745_9231.N1	12-APR-2007 13:02:53	Twilight	51.000	61	8Eps Peg	2.1000	3900.0	102	26745	No
180	GOM_NL__2PRFIN20070412_130521_000000422057_00138_26745_9232.N1	12-APR-2007 13:05:21	Dark	42.000	162	34Alp Aqr	2.9440	5350.0	84	26745	No
181	GOM_NL__2PRFIN20070412_130749_000000462057_00138_26745_9233.N1	12-APR-2007 13:07:49	Dark	46.000	154	22Bet Aqr	2.8990	5700.0	92	26745	No
182	GOM_NL__2PRFIN20070412_131015_000000452057_00138_26745_9234.N1	12-APR-2007 13:10:15	Dark	44.500	142	49Del Cap	2.8500	8900.0	89	26745	No
183	GOM_NL__2PRFIN20070412_132235_000000402057_00139_26746_9216.N1	12-APR-2007 13:22:35	Dark	39.500	45	Alp Pav	1.9400	26000.	79	26746	No
184	GOM_NL__2PRFIN20070412_132941_000000452057_00139_26746_9217.N1	12-APR-2007 13:29:41	Dark	44.500	141	Bet Ara	2.8400	4600.0	89	26746	No
185	GOM_NL__2PRFIN20070412_133205_000000382057_00139_26746_9218.N1	12-APR-2007 13:32:05	Dark	37.500	134	Bet TrA	2.8100	6600.0	75	26746	No
186	GOM_NL__2PRFIN20070412_133433_000000432057_00139_26746_9219.N1	12-APR-2007 13:34:33	Straylight	42.500	4	Alp1Cen	-0.010000	5800.0	85	26746	No
187	GOM_NL__2PRFIN20070412_133738_000000442057_00139_26746_9220.N1	12-APR-2007 13:37:38	Straylight	44.000	78	Alp Lup	2.3040	28000.	88	26746	No
188	GOM_NL__2PRFIN20070412_133914_000000442057_00139_26746_9221.N1	12-APR-2007 13:39:14	Straylight	44.000	81	Eta Cen	2.3560	28000.	88	26746	No
189	GOM_NL__2PRFIN20070412_134142_000000462057_00139_26746_9222.N1	12-APR-2007 13:41:42	Straylight	46.000	54	5The Cen	2.0550	4500.0	92	26746	No
190	GOM_NL__2PRFIN20070412_134700_000000432057_00139_26746_9223.N1	12-APR-2007 13:47:00	Tw_i_and_stray	42.500	106	9Bet Crv	2.6480	5600.0	85	26746	No
191	GOM_NL__2PRFIN20070412_134851_000000382057_00139_26746_9224.N1	12-APR-2007 13:48:51	Bright	37.500	100	4Gam Crv	2.5800	13100.	75	26746	No
192	GOM_NL__2PRFIN20070412_135020_000000462057_00139_26746_9225.N1	12-APR-2007 13:50:20	Bright	46.000	15	67Alp Vir	0.97600	28000.	92	26746	No
193	GOM_NL__2PRFIN20070412_135324_000000392057_00139_26746_9226.N1	12-APR-2007 13:53:24	Bright	38.500	121	29Gam Vir	2.7400	7200.0	77	26746	No
194	GOM_NL__2PRFIN20070412_135806_000000362057_00139_26746_9227.N1	12-APR-2007 13:58:06	Bright	35.500	62	94Bet Leo	2.1360	9700.0	71	26746	No
195	GOM_NL__2PRFIN20070412_140535_000000392057_00139_26746_9228.N1	12-APR-2007 14:05:35	Bright	38.500	152	12Alp2CVn	2.8900	11000.	77	26746	No
196	GOM_NL__2PRFIN20070412_140913_000000352057_00139_26746_9229.N1	12-APR-2007 14:09:13	Bright	35.000	87	64Gam UMa	2.4330	11000.	70	26746	No
197	GOM_NL__2PRFIN20070412_141031_000000392057_00139_26746_9230.N1	12-APR-2007 14:10:31	Bright	38.500	32	77Eps UMa	1.7630	11000.	77	26746	No
198	GOM_NL__2PRFIN20070412_141657_000000392057_00139_26746_9231.N1	12-APR-2007 14:16:57	Bright	39.000	60	7Bet UMi	2.0810	3950.0	78	26746	No
199	GOM_NL__2PRFIN20070412_141932_000000342057_00139_26746_9232.N1	12-APR-2007 14:19:32	Bright	33.500	49	1Alp UMi	1.9900	6300.0	67	26746	No
200	GOM_NL__2PRFIN20070412_142657_000000562057_00139_26746_9233.N1	12-APR-2007 14:26:57	Bright	56.000	89	5Alp Cep	2.4510	8000.0	112	26746	No
201	GOM_NL__2PRFIN20070412_143637_000000372057_00139_26746_9234.N1	12-APR-2007 14:36:37	Bright	36.500	164	44Eta Peg	2.9480	5400.0	73	26746	No
202	GOM_NL__2PRFIN20070412_144329_000000502057_00139_26746_9235.N1	12-APR-2007 14:43:29	Twilight	49.500	61	8Eps Peg	2.1000	3900.0	99	26746	No
203	GOM_NL__2PRFIN20070412_144557_000000462057_00139_26746_9236.N1	12-APR-2007 14:45:57	Dark	45.500	162	34Alp Aqr	2.9440	5350.0	91	26746	No
204	GOM_NL__2PRFIN20070412_144825_000000482057_00139_26746_9237.N1	12-APR-2007 14:48:25	Dark	47.500	154	22Bet Aqr	2.8990	5700.0	95	26746	No
205	GOM_NL__2PRFIN20070412_145051_000000422057_00139_26746_9238.N1	12-APR-2007 14:50:51	Dark	42.000	142	49Del Cap	2.8500	8900.0	84	26746	No
206	GOM_NL__2PRFIN20070412_150312_000000392057_00140_26747_9240.N1	12-APR-2007 15:03:12	Dark	38.500	45	Alp Pav	1.9400	26000.	77	26747	No
207	GOM_NL__2PRFIN20070412_151018_000000432057_00140_26747_9241.N1	12-APR-2007 15:10:18	Dark	43.000	141	Bet Ara	2.8400	4600.0	86	26747	No
208	GOM_NL__2PRFIN20070412_151241_000000392057_00140_26747_9242.N1	12-APR-2007 15:12:41	Dark	38.500	134	Bet TrA	2.8100	6600.0	77	26747	No
209	GOM_NL__2PRFIN20070412_151509_000000442057_00140_26747_9243.N1	12-APR-2007 15:15:09	Straylight	43.500	4	Alp1Cen	-0.010000	5800.0	87	26747	No
210	GOM_NL__2PRFIN20070412_151815_000000432057_00140_26747_9244.N1	12-APR-2007 15:18:15	Straylight	42.500	78	Alp Lup	2.3040	28000.	85	26747	No
211	GOM_NL__2PRFIN20070412_151951_000000462057_00140_26747_9245.N1	12-APR-2007 15:19:51	Straylight	45.500	81	Eta Cen	2.3560	28000.	91	26747	No
212	GOM_NL__2PRFIN20070412_152218_000000522057_00140_26747_9246.N1	12-APR-2007 15:22:18	Straylight	51.500	54	5The Cen	2.0550	4500.0	103	26747	No
213	GOM_NL__2PRFIN20070412_152736_000000402057_00140_26747_9247.N1	12-APR-2007 15:27:36	Tw_i_and_stray	40.000	106	9Bet Crv	2.6480	5600.0	80	26747	No
214	GOM_NL__2PRFIN20070412_152927_000000382057_00140_26747_9248.N1	12-APR-2007 15:29:27	Bright	38.000	100	4Gam Crv	2.5800	13100.	76	26747	No
215	GOM_NL__2PRFIN20070412_153055_000000452057_00140_26747_9249.N1	12-APR-2007 15:30:55	Bright	45.000	15	67Alp Vir	0.97600	28000.	90	26747	No
216	GOM_NL__2PRFIN20070412_153400_000000382057_00140_26747_9250.N1	12-APR-2007 15:34:00	Bright	38.000	121	29Gam Vir	2.7400	7200.0	76	26747	No
217	GOM_NL__2PRFIN20070412_153842_000000362057_00140_26747_9251.N1	12-APR-2007 15:38:42	Bright	36.000	62	94Bet Leo	2.1360	9700.0	72	26747	No
218	GOM_NL__2PRFIN20070412_154610_000000392057_00140_26747_9252.N1	12-APR-2007 15:46:10	Bright	38.500	152	12Alp2CVn	2.8900	11000.	77	26747	No
219	GOM_NL__2PRFIN20070412_154949_000000362057_00140_26747_9253.N1	12-APR-2007 15:49:49	Bright	35.500	87	64Gam UMa	2.4330	11000.	71	26747	No

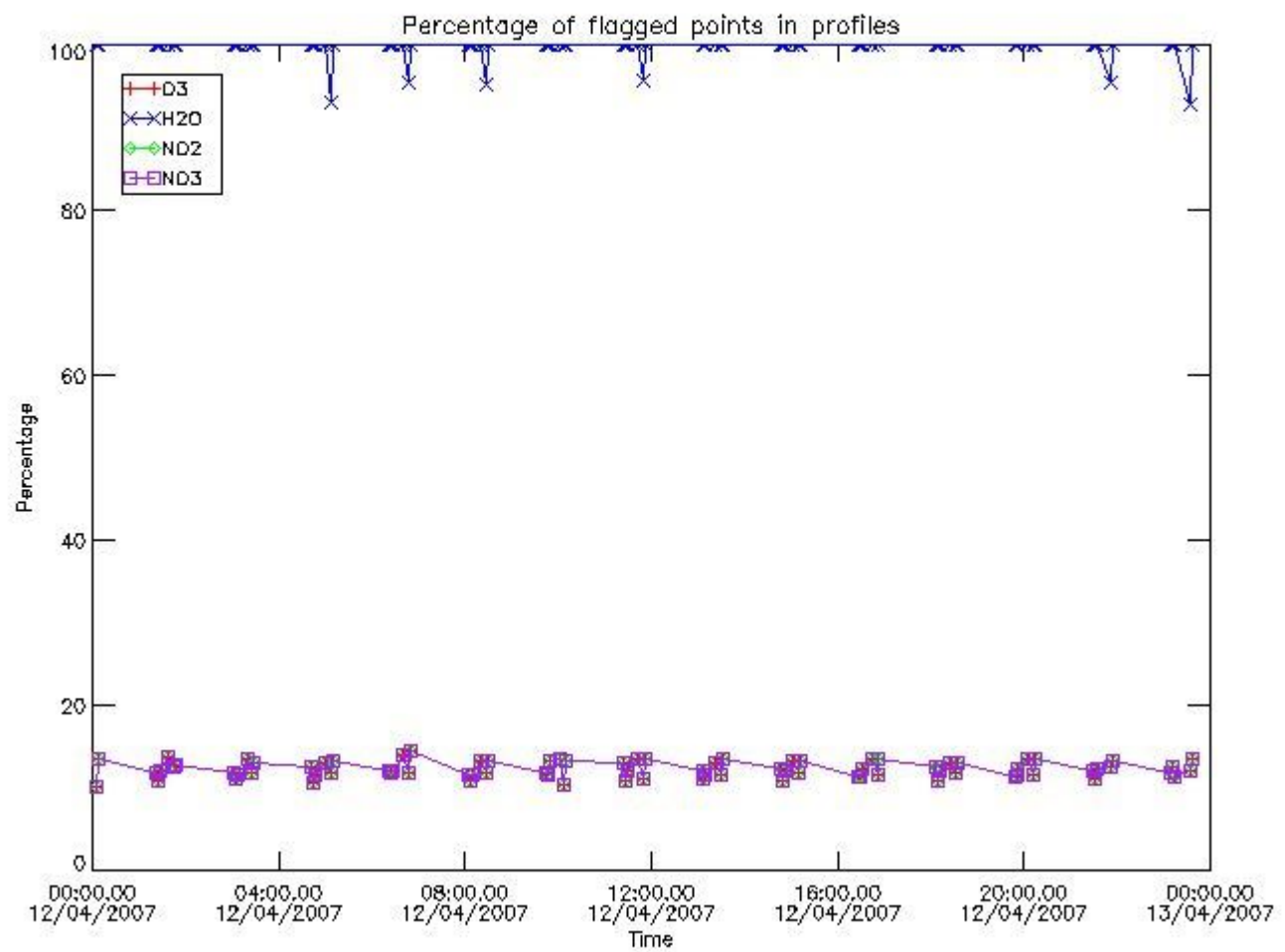
220	GOM_NL__2PRFIN20070412_155107_000000392057_00140_26747_9254.N1	12-APR-2007 15:51:07	Bright	39.000	32	77Eps UMa	1.7630	11000.	78	26747	No
221	GOM_NL__2PRFIN20070412_155733_000000382057_00140_26747_9255.N1	12-APR-2007 15:57:33	Bright	37.500	60	7Bet UMi	2.0810	3950.0	75	26747	No
222	GOM_NL__2PRFIN20070412_160008_000000362057_00140_26747_9256.N1	12-APR-2007 16:00:08	Bright	35.500	49	1Alp UMi	1.9900	6300.0	71	26747	No
223	GOM_NL__2PRFIN20070412_160732_000000382057_00140_26747_9257.N1	12-APR-2007 16:07:32	Bright	38.000	89	5Alp Cep	2.4510	8000.0	76	26747	No
224	GOM_NL__2PRFIN20070412_161713_000000352057_00140_26747_9258.N1	12-APR-2007 16:17:13	Bright	34.500	164	44Eta Peg	2.9480	5400.0	69	26747	No
225	GOM_NL__2PRFIN20070412_162405_000000502057_00140_26747_9259.N1	12-APR-2007 16:24:05	Twilight	49.500	61	8Eps Peg	2.1000	3900.0	99	26747	No
226	GOM_NL__2PRFIN20070412_162634_000000452057_00140_26747_9260.N1	12-APR-2007 16:26:34	Dark	45.000	162	34Alp Aqr	2.9440	5350.0	90	26747	No
227	GOM_NL__2PRFIN20070412_162902_000000452057_00140_26747_9261.N1	12-APR-2007 16:29:02	Dark	45.000	154	22Bet Aqr	2.8990	5700.0	90	26747	No
228	GOM_NL__2PRFIN20070412_163128_000000422057_00140_26747_9262.N1	12-APR-2007 16:31:28	Dark	41.500	142	49Del Cap	2.8500	8900.0	83	26747	No
229	GOM_NL__2PRFIN20070412_164348_000000382057_00141_26748_9256.N1	12-APR-2007 16:43:48	Dark	37.500	45	Alp Pav	1.9400	26000.	75	26748	No
230	GOM_NL__2PRFIN20070412_165054_000000452057_00141_26748_9257.N1	12-APR-2007 16:50:54	Dark	44.500	141	Bet Ara	2.8400	4600.0	89	26748	No
231	GOM_NL__2PRFIN20070412_165318_000000382057_00141_26748_9258.N1	12-APR-2007 16:53:18	Dark	38.000	134	Bet TrA	2.8100	6600.0	76	26748	No
232	GOM_NL__2PRFIN20070412_165546_000000492057_00141_26748_9259.N1	12-APR-2007 16:55:46	Straylight	49.000	4	Alp1Cen	-0.010000	5800.0	98	26748	No
233	GOM_NL__2PRFIN20070412_165851_000000432057_00141_26748_9260.N1	12-APR-2007 16:58:51	Straylight	42.500	78	Alp Lup	2.3040	28000.	85	26748	No
234	GOM_NL__2PRFIN20070412_170027_000000452057_00141_26748_9261.N1	12-APR-2007 17:00:27	Straylight	44.500	81	Eta Cen	2.3560	28000.	89	26748	No
235	GOM_NL__2PRFIN20070412_170254_000000502057_00141_26748_9262.N1	12-APR-2007 17:02:54	Straylight	50.000	54	5The Cen	2.0550	4500.0	100	26748	No
236	GOM_NL__2PRFIN20070412_170812_000000442057_00141_26748_9263.N1	12-APR-2007 17:08:12	Tw_and_stray	43.500	106	9Bet Crv	2.6480	5600.0	87	26748	No
237	GOM_NL__2PRFIN20070412_171003_000000412057_00141_26748_9264.N1	12-APR-2007 17:10:03	Bright	41.000	100	4Gam Crv	2.5800	13100.	82	26748	No
238	GOM_NL__2PRFIN20070412_171132_000000412057_00141_26748_9265.N1	12-APR-2007 17:11:32	Bright	41.000	15	67Alp Vir	0.97600	28000.	82	26748	No
239	GOM_NL__2PRFIN20070412_171436_000000382057_00141_26748_9266.N1	12-APR-2007 17:14:36	Bright	38.000	121	29Gam Vir	2.7400	7200.0	76	26748	No
240	GOM_NL__2PRFIN20070412_171832_000000412057_00141_26748_9267.N1	12-APR-2007 17:18:32	Bright	40.500	138	47Eps Vir	2.8280	4700.0	81	26748	No
241	GOM_NL__2PRFIN20070412_172646_000000392057_00141_26748_9268.N1	12-APR-2007 17:26:46	Bright	39.000	152	12Alp2CVn	2.8900	11000.	78	26748	No
242	GOM_NL__2PRFIN20070412_173025_000000352057_00141_26748_9269.N1	12-APR-2007 17:30:25	Bright	35.000	87	64Gam UMa	2.4330	11000.	70	26748	No
243	GOM_NL__2PRFIN20070412_173143_000000402057_00141_26748_9270.N1	12-APR-2007 17:31:43	Bright	40.000	32	77Eps UMa	1.7630	11000.	80	26748	No
244	GOM_NL__2PRFIN20070412_173809_000000372057_00141_26748_9271.N1	12-APR-2007 17:38:09	Bright	37.000	60	7Bet UMi	2.0810	3950.0	74	26748	No
245	GOM_NL__2PRFIN20070412_174044_000000362057_00141_26748_9272.N1	12-APR-2007 17:40:44	Bright	36.000	49	1Alp UMi	1.9900	6300.0	72	26748	No
246	GOM_NL__2PRFIN20070412_174808_000000382057_00141_26748_9273.N1	12-APR-2007 17:48:08	Bright	37.500	89	5Alp Cep	2.4510	8000.0	75	26748	No
247	GOM_NL__2PRFIN20070412_175749_000000362057_00141_26748_9274.N1	12-APR-2007 17:57:49	Bright	35.500	164	44Eta Peg	2.9480	5400.0	71	26748	No
248	GOM_NL__2PRFIN20070412_180442_000000512057_00141_26748_9275.N1	12-APR-2007 18:04:42	Twilight	50.500	61	8Eps Peg	2.1000	3900.0	101	26748	No
249	GOM_NL__2PRFIN20070412_180710_000000412057_00141_26748_9276.N1	12-APR-2007 18:07:10	Dark	41.000	162	34Alp Aqr	2.9440	5350.0	82	26748	No
250	GOM_NL__2PRFIN20070412_180938_000000472057_00141_26748_9277.N1	12-APR-2007 18:09:38	Dark	46.500	154	22Bet Aqr	2.8990	5700.0	93	26748	No
251	GOM_NL__2PRFIN20070412_181204_000000422057_00141_26748_9278.N1	12-APR-2007 18:12:04	Dark	42.000	142	49Del Cap	2.8500	8900.0	84	26748	No
252	GOM_NL__2PRFIN20070412_182425_000000392057_00142_26749_9305.N1	12-APR-2007 18:24:25	Dark	39.000	45	Alp Pav	1.9400	26000.	78	26749	No
253	GOM_NL__2PRFIN20070412_183131_000000432057_00142_26749_9306.N1	12-APR-2007 18:31:31	Dark	43.000	141	Bet Ara	2.8400	4600.0	86	26749	No
254	GOM_NL__2PRFIN20070412_183354_000000392057_00142_26749_9307.N1	12-APR-2007 18:33:54	Dark	39.000	134	Bet TrA	2.8100	6600.0	78	26749	No
255	GOM_NL__2PRFIN20070412_183622_000000512057_00142_26749_9308.N1	12-APR-2007 18:36:22	Straylight	51.000	4	Alp1Cen	-0.010000	5800.0	102	26749	No
256	GOM_NL__2PRFIN20070412_183928_000000422057_00142_26749_9309.N1	12-APR-2007 18:39:28	Straylight	41.500	78	Alp Lup	2.3040	28000.	83	26749	No
257	GOM_NL__2PRFIN20070412_184104_000000442057_00142_26749_9310.N1	12-APR-2007 18:41:04	Straylight	43.500	81	Eta Cen	2.3560	28000.	87	26749	No
258	GOM_NL__2PRFIN20070412_184331_000000482057_00142_26749_9311.N1	12-APR-2007 18:43:31	Straylight	48.000	54	5The Cen	2.0550	4500.0	96	26749	No
259	GOM_NL__2PRFIN20070412_184848_000000442057_00142_26749_9312.N1	12-APR-2007 18:48:48	Tw_and_stray	44.000	106	9Bet Crv	2.6480	5600.0	88	26749	No
260	GOM_NL__2PRFIN20070412_185039_000000392057_00142_26749_9313.N1	12-APR-2007 18:50:39	Bright	38.500	100	4Gam Crv	2.5800	13100.	77	26749	No
261	GOM_NL__2PRFIN20070412_185208_000000482057_00142_26749_9314.N1	12-APR-2007 18:52:08	Bright	47.500	15	67Alp Vir	0.97600	28000.	95	26749	No
262	GOM_NL__2PRFIN20070412_185512_000000392057_00142_26749_9315.N1	12-APR-2007 18:55:12	Bright	38.500	121	29Gam Vir	2.7400	7200.0	77	26749	No
263	GOM_NL__2PRFIN20070412_185908_000000412057_00142_26749_9316.N1	12-APR-2007 18:59:08	Bright	40.500	138	47Eps Vir	2.8280	4700.0	81	26749	No
264	GOM_NL__2PRFIN20070412_190722_000000392057_00142_26749_9317.N1	12-APR-2007 19:07:22	Bright	38.500	152	12Alp2CVn	2.8900	11000.	77	26749	No
265	GOM_NL__2PRFIN20070412_191101_000000362057_00142_26749_9318.N1	12-APR-2007 19:11:01	Bright	36.000	87	64Gam UMa	2.4330	11000.	72	26749	No
266	GOM_NL__2PRFIN20070412_191218_000000382057_00142_26749_9319.N1	12-APR-2007 19:12:18	Bright	38.000	32	77Eps UMa	1.7630	11000.	76	26749	No
267	GOM_NL__2PRFIN20070412_191845_000000392057_00142_26749_9320.N1	12-APR-2007 19:18:45	Bright	39.000	60	7Bet UMi	2.0810	3950.0	78	26749	No
268	GOM_NL__2PRFIN20070412_192120_000000362057_00142_26749_9321.N1	12-APR-2007 19:21:20	Bright	35.500	49	1Alp UMi	1.9900	6300.0	71	26749	No
269	GOM_NL__2PRFIN20070412_192844_000000372057_00142_26749_9322.N1	12-APR-2007 19:28:44	Bright	37.000	89	5Alp Cep	2.4510	8000.0	74	26749	No
270	GOM_NL__2PRFIN20070412_193825_000000342057_00142_26749_9323.N1	12-APR-2007 19:38:25	Bright	34.000	164	44Eta Peg	2.9480	5400.0	68	26749	No
271	GOM_NL__2PRFIN20070412_194518_000000512057_00142_26749_9324.N1	12-APR-2007 19:45:18	Twilight	50.500	61	8Eps Peg	2.1000	3900.0	101	26749	No
272	GOM_NL__2PRFIN20070412_194746_000000452057_00142_26749_9325.N1	12-APR-2007 19:47:46	Dark	45.000	162	34Alp Aqr	2.9440	5350.0	90	26749	No
273	GOM_NL__2PRFIN20070412_195015_000000482057_00142_26749_9326.N1	12-APR-2007 19:50:15	Dark	48.000	154	22Bet Aqr	2.8990	5700.0	96	26749	No
274	GOM_NL__2PRFIN20070412_195241_000000422057_00142_26749_9327.N1	12-APR-2007 19:52:41	Dark	41.500	142	49Del Cap	2.8500	8900.0	83	26749	No
275	GOM_NL__2PRFIN20070412_200501_000000382057_00143_26750_9342.N1	12-APR-2007 20:05:01	Dark	38.000	45	Alp Pav	1.9400	26000.	76	26750	No
276	GOM_NL__2PRFIN20070412_201208_000000442057_00143_26750_9343.N1	12-APR-2007 20:12:08	Dark	44.000	141	Bet Ara	2.8400	4600.0	88	26750	No
277	GOM_NL__2PRFIN20070412_201431_000000382057_00143_26750_9344.N1	12-APR-2007 20:14:31	Dark	38.000	134	Bet TrA	2.8100	6600.0	76	26750	No
278	GOM_NL__2PRFIN20070412_201658_000000522057_00143_26750_9345.N1	12-APR-2007 20:16:58	Straylight	51.500	4	Alp1Cen	-0.010000	5800.0	103	26750	No

279	GOM_NL__2PRFIN20070412_202004_000000432057_00143_26750_9346.N1	12-APR-2007 20:20:04	Straylight	42.500	78	Alp Lup	2.3040	28000.	85	26750	No
280	GOM_NL__2PRFIN20070412_202140_000000452057_00143_26750_9347.N1	12-APR-2007 20:21:40	Straylight	44.500	81	Eta Cen	2.3560	28000.	89	26750	No
281	GOM_NL__2PRFIN20070412_202407_000000492057_00143_26750_9348.N1	12-APR-2007 20:24:07	Straylight	48.500	54	5The Cen	2.0550	4500.0	97	26750	No
282	GOM_NL__2PRFIN20070412_202924_000000402057_00143_26750_9349.N1	12-APR-2007 20:29:24	Tw_i_and_stray	40.000	106	9Bet Crv	2.6480	5600.0	80	26750	No
283	GOM_NL__2PRFIN20070412_203115_000000402057_00143_26750_9350.N1	12-APR-2007 20:31:15	Bright	40.000	100	4Gam Crv	2.5800	13100.	80	26750	No
284	GOM_NL__2PRFIN20070412_203244_000000472057_00143_26750_9351.N1	12-APR-2007 20:32:44	Bright	46.500	15	67Alp Vir	0.97600	28000.	93	26750	No
285	GOM_NL__2PRFIN20070412_203548_000000372057_00143_26750_9352.N1	12-APR-2007 20:35:48	Bright	37.000	121	29Gam Vir	2.7400	7200.0	74	26750	No
286	GOM_NL__2PRFIN20070412_203944_000000412057_00143_26750_9353.N1	12-APR-2007 20:39:44	Bright	40.500	138	47Eps Vir	2.8280	4700.0	81	26750	No
287	GOM_NL__2PRFIN20070412_204757_000000402057_00143_26750_9354.N1	12-APR-2007 20:47:57	Bright	39.500	152	12Alp2CVn	2.8900	11000.	79	26750	No
288	GOM_NL__2PRFIN20070412_205136_000000372057_00143_26750_9355.N1	12-APR-2007 20:51:36	Bright	36.500	87	64Gam UMa	2.4330	11000.	73	26750	No
289	GOM_NL__2PRFIN20070412_205254_000000382057_00143_26750_9356.N1	12-APR-2007 20:52:54	Bright	38.000	32	77Eps UMa	1.7630	11000.	76	26750	No
290	GOM_NL__2PRFIN20070412_205920_000000382057_00143_26750_9357.N1	12-APR-2007 20:59:20	Bright	38.000	60	7Bet UMi	2.0810	3950.0	76	26750	No
291	GOM_NL__2PRFIN20070412_210156_000000352057_00143_26750_9358.N1	12-APR-2007 21:01:56	Bright	35.000	49	1Alp UMi	1.9900	6300.0	70	26750	No
292	GOM_NL__2PRFIN20070412_210920_000000382057_00143_26750_9359.N1	12-APR-2007 21:09:20	Bright	38.000	89	5Alp Cep	2.4510	8000.0	76	26750	No
293	GOM_NL__2PRFIN20070412_211901_000000362057_00143_26750_9360.N1	12-APR-2007 21:19:01	Bright	36.000	164	44Eta Peg	2.9480	5400.0	72	26750	No
294	GOM_NL__2PRFIN20070412_212555_000000562057_00143_26750_9361.N1	12-APR-2007 21:25:55	Twilight	55.500	61	8Eps Peg	2.1000	3900.0	111	26750	No
295	GOM_NL__2PRFIN20070412_212823_000000432057_00143_26750_9362.N1	12-APR-2007 21:28:23	Dark	42.500	162	34Alp Aqr	2.9440	5350.0	85	26750	No
296	GOM_NL__2PRFIN20070412_213051_000000452057_00143_26750_9363.N1	12-APR-2007 21:30:51	Dark	45.000	154	22Bet Aqr	2.8990	5700.0	90	26750	No
297	GOM_NL__2PRFIN20070412_213317_000000422057_00143_26750_9364.N1	12-APR-2007 21:33:17	Dark	41.500	142	49Del Cap	2.8500	8900.0	83	26750	No
298	GOM_NL__2PRFIN20070412_215244_000000452057_00144_26751_9353.N1	12-APR-2007 21:52:44	Dark	44.500	141	Bet Ara	2.8400	4600.0	89	26751	No
299	GOM_NL__2PRFIN20070412_215507_000000392057_00144_26751_9354.N1	12-APR-2007 21:55:07	Dark	38.500	134	Bet TrA	2.8100	6600.0	77	26751	No
300	GOM_NL__2PRFIN20070412_215735_000000462057_00144_26751_9355.N1	12-APR-2007 21:57:35	Straylight	45.500	4	Alp1Cen	-0.010000	5800.0	91	26751	No
301	GOM_NL__2PRFIN20070412_220041_000000432057_00144_26751_9356.N1	12-APR-2007 22:00:41	Straylight	43.000	78	Alp Lup	2.3040	28000.	86	26751	No
302	GOM_NL__2PRFIN20070412_220217_000000472057_00144_26751_9357.N1	12-APR-2007 22:02:17	Straylight	46.500	81	Eta Cen	2.3560	28000.	93	26751	No
303	GOM_NL__2PRFIN20070412_220443_000000482057_00144_26751_9358.N1	12-APR-2007 22:04:43	Straylight	47.500	54	5The Cen	2.0550	4500.0	95	26751	No
304	GOM_NL__2PRFIN20070412_221001_000000432057_00144_26751_9359.N1	12-APR-2007 22:10:01	Tw_i_and_stray	43.000	106	9Bet Crv	2.6480	5600.0	86	26751	No
305	GOM_NL__2PRFIN20070412_221151_000000532057_00144_26751_9360.N1	12-APR-2007 22:11:51	Bright	53.000	100	4Gam Crv	2.5800	13100.	106	26751	No
306	GOM_NL__2PRFIN20070412_221319_000000462057_00144_26751_9361.N1	12-APR-2007 22:13:19	Bright	46.000	15	67Alp Vir	0.97600	28000.	92	26751	No
307	GOM_NL__2PRFIN20070412_221624_000000382057_00144_26751_9362.N1	12-APR-2007 22:16:24	Bright	38.000	121	29Gam Vir	2.7400	7200.0	76	26751	No
308	GOM_NL__2PRFIN20070412_222020_000000412057_00144_26751_9363.N1	12-APR-2007 22:20:20	Bright	40.500	138	47Eps Vir	2.8280	4700.0	81	26751	No
309	GOM_NL__2PRFIN20070412_222833_000000392057_00144_26751_9364.N1	12-APR-2007 22:28:33	Bright	38.500	152	12Alp2CVn	2.8900	11000.	77	26751	No
310	GOM_NL__2PRFIN20070412_223212_000000342057_00144_26751_9365.N1	12-APR-2007 22:32:12	Bright	34.000	87	64Gam UMa	2.4330	11000.	68	26751	No
311	GOM_NL__2PRFIN20070412_223330_000000372057_00144_26751_9366.N1	12-APR-2007 22:33:30	Bright	36.500	32	77Eps UMa	1.7630	11000.	73	26751	No
312	GOM_NL__2PRFIN20070412_223956_000000372057_00144_26751_9367.N1	12-APR-2007 22:39:56	Bright	37.000	60	7Bet UMi	2.0810	3950.0	74	26751	No
313	GOM_NL__2PRFIN20070412_224232_000000332057_00144_26751_9368.N1	12-APR-2007 22:42:32	Bright	32.500	49	1Alp UMi	1.9900	6300.0	65	26751	No
314	GOM_NL__2PRFIN20070412_224955_000000382057_00144_26751_9369.N1	12-APR-2007 22:49:55	Bright	37.500	89	5Alp Cep	2.4510	8000.0	75	26751	No
315	GOM_NL__2PRFIN20070412_225937_000000352057_00144_26751_9370.N1	12-APR-2007 22:59:37	Bright	34.500	164	44Eta Peg	2.9480	5400.0	69	26751	No
316	GOM_NL__2PRFIN20070412_230631_000000462057_00144_26751_9371.N1	12-APR-2007 23:06:31	Twilight	46.000	61	8Eps Peg	2.1000	3900.0	92	26751	No
317	GOM_NL__2PRFIN20070412_230859_000000442057_00144_26751_9372.N1	12-APR-2007 23:08:59	Dark	43.500	162	34Alp Aqr	2.9440	5350.0	87	26751	No
318	GOM_NL__2PRFIN20070412_231128_000000452057_00144_26751_9373.N1	12-APR-2007 23:11:28	Dark	44.500	154	22Bet Aqr	2.8990	5700.0	89	26751	No
319	GOM_NL__2PRFIN20070412_231354_000000452057_00144_26751_9374.N1	12-APR-2007 23:13:54	Dark	45.000	142	49Del Cap	2.8500	8900.0	90	26751	No
320	GOM_NL__2PRFIN20070412_233321_000000432057_00145_26752_9371.N1	12-APR-2007 23:33:21	Dark	42.500	141	Bet Ara	2.8400	4600.0	85	26752	No
321	GOM_NL__2PRFIN20070412_233543_000000382057_00145_26752_9372.N1	12-APR-2007 23:35:43	Dark	38.000	134	Bet TrA	2.8100	6600.0	76	26752	No
322	GOM_NL__2PRFIN20070412_233811_000000542057_00145_26752_9373.N1	12-APR-2007 23:38:11	Straylight	54.000	4	Alp1Cen	-0.010000	5800.0	108	26752	No
323	GOM_NL__2PRFIN20070412_234117_000000442057_00145_26752_9374.N1	12-APR-2007 23:41:17	Straylight	43.500	78	Alp Lup	2.3040	28000.	87	26752	No
324	GOM_NL__2PRFIN20070412_234253_000000442057_00145_26752_9375.N1	12-APR-2007 23:42:53	Straylight	44.000	81	Eta Cen	2.3560	28000.	88	26752	No
325	GOM_NL__2PRFIN20070412_234520_000000472057_00145_26752_9376.N1	12-APR-2007 23:45:20	Straylight	47.000	54	5The Cen	2.0550	4500.0	94	26752	No
326	GOM_NL__2PRFIN20070412_235036_000000422057_00145_26752_9377.N1	12-APR-2007 23:50:36	Tw_i_and_stray	41.500	106	9Bet Crv	2.6480	5600.0	83	26752	No
327	GOM_NL__2PRFIN20070412_235227_000000402057_00145_26752_9378.N1	12-APR-2007 23:52:27	Bright	39.500	100	4Gam Crv	2.5800	13100.	79	26752	No
328	GOM_NL__2PRFIN20070412_235355_000000552057_00145_26752_9379.N1	12-APR-2007 23:53:55	Bright	55.000	15	67Alp Vir	0.97600	28000.	110	26752	No
329	GOM_NL__2PRFIN20070412_235700_000000382057_00145_26752_9380.N1	12-APR-2007 23:57:00	Bright	37.500	121	29Gam Vir	2.7400	7200.0	75	26752	No

3. Quality information per product

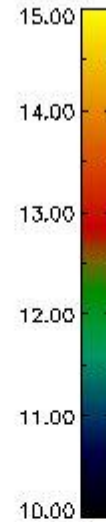
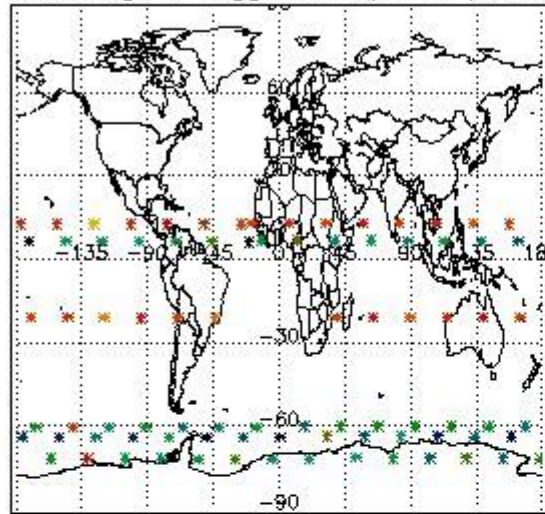
In this section it is plotted some information contained in the Quality Summary data set of the level 2 products. Only products in dark limb conditions and without errors (error flag in the MPH set to "0") are used.

3.1 Plot quality information per product (time dependant)

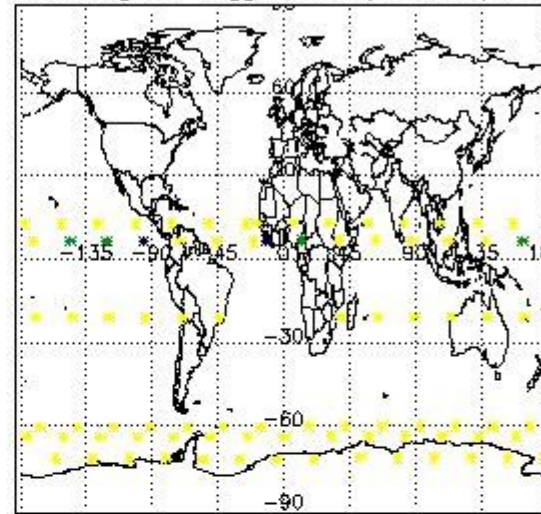


3.2 Plot quality information per product (world map)

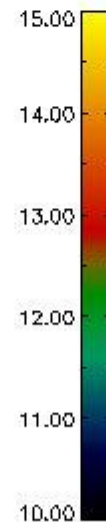
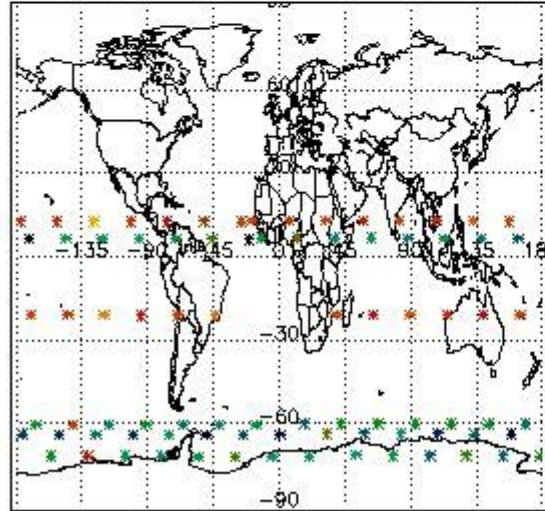
Percentage of flagged data per O3 profile



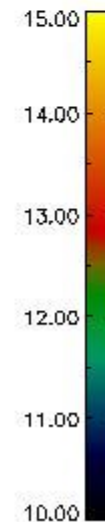
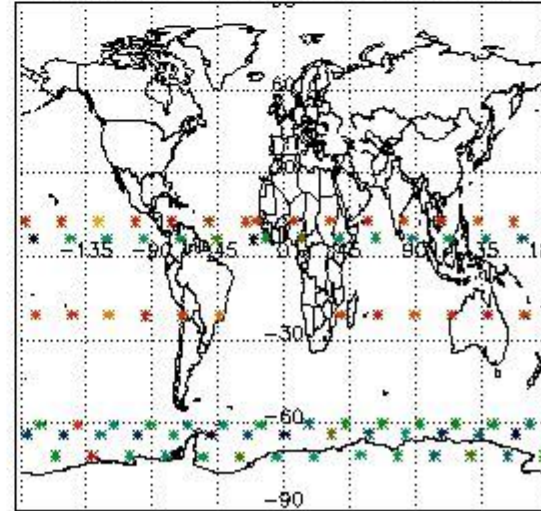
Percentage of flagged data per H2O profile



Percentage of flagged data per NO2 profile



Percentage of flagged data per NO3 profile

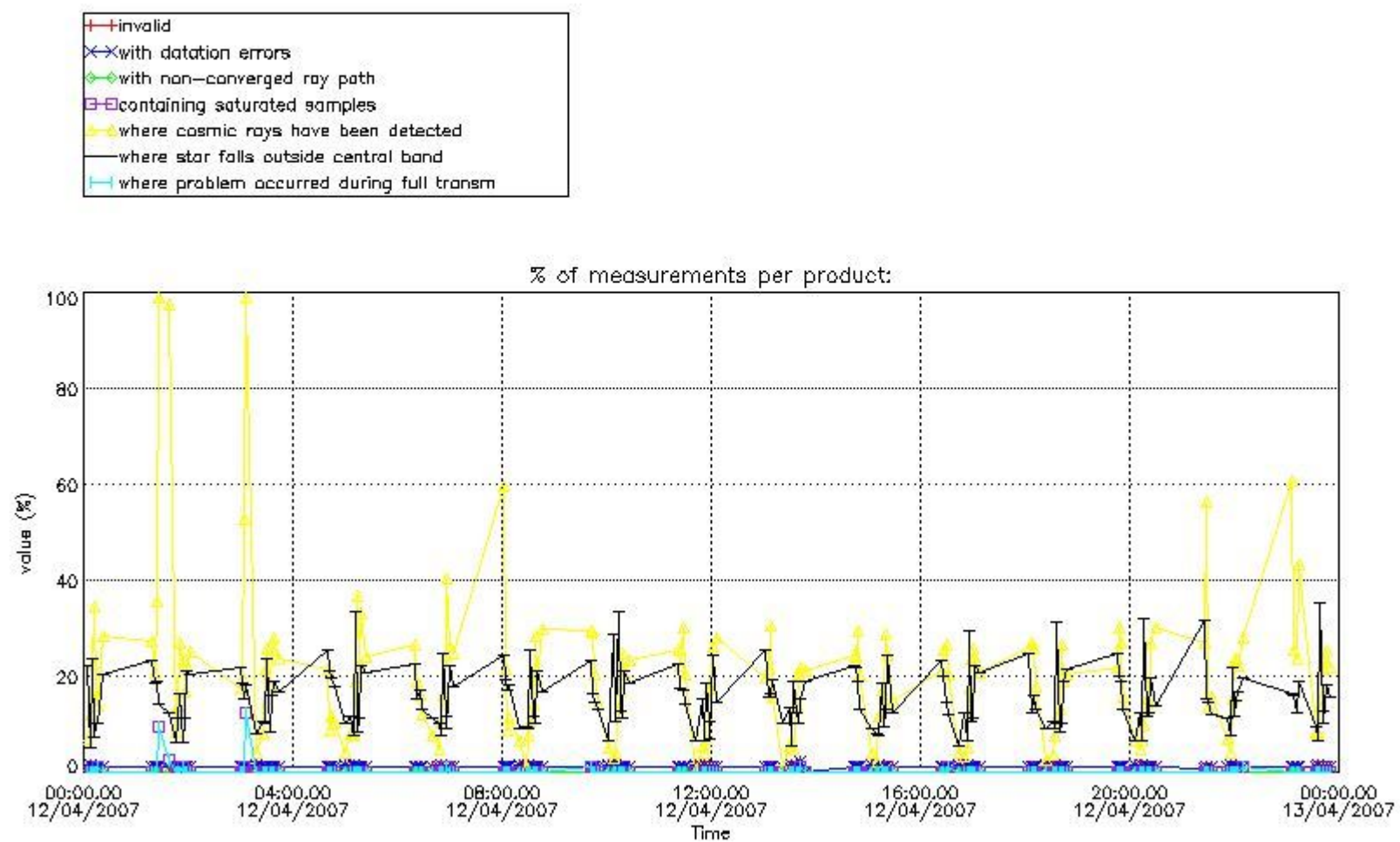


4. Level 1 quality information per product

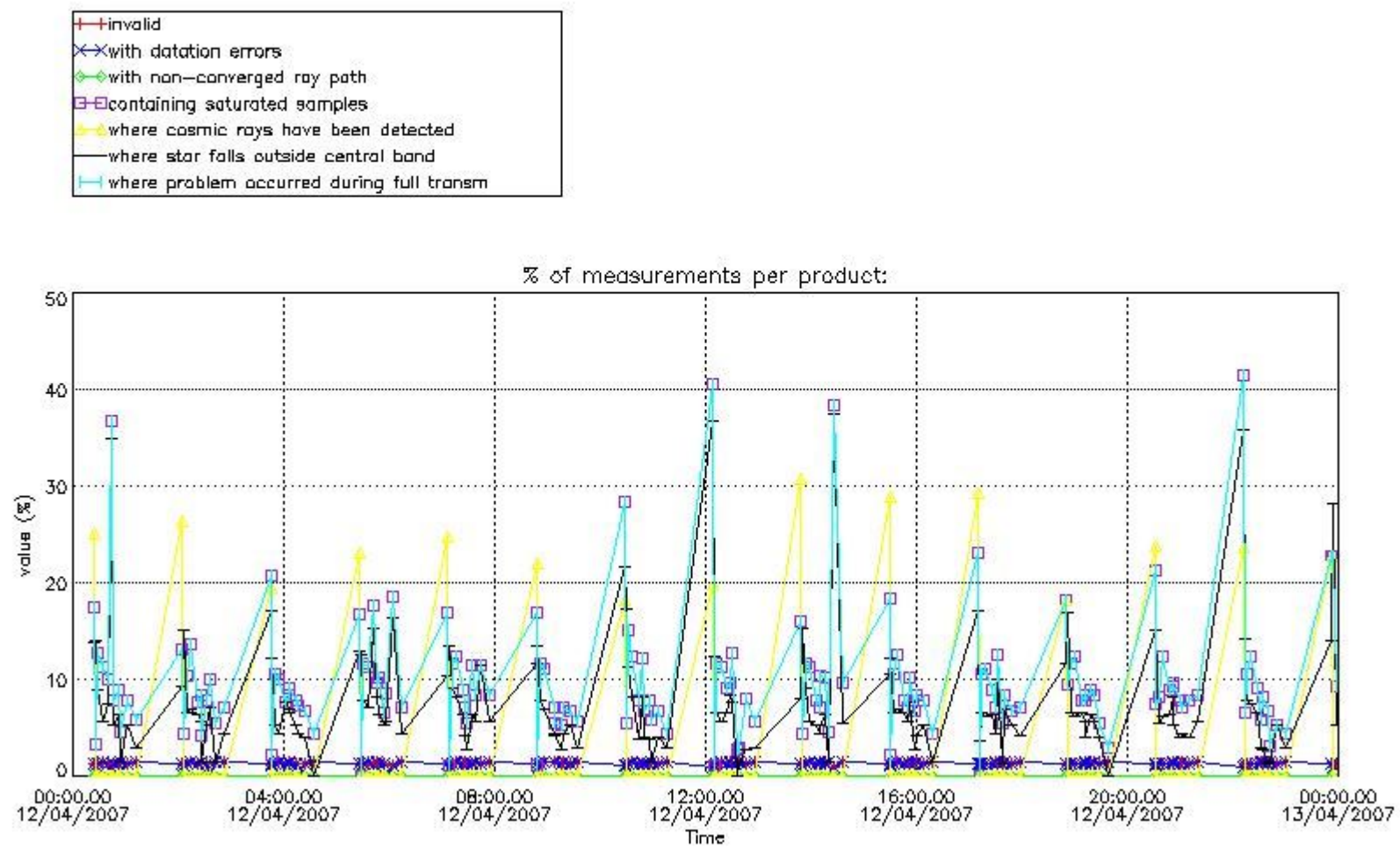
In this section it is plotted some information contained in the Quality Summary data set of the level 2 products that comes from the level 1b processing. Products without errors (error flag in the MPH set to "0") are used.

4.1 Plot quality information per product (time dependant) coming from level 1b processing

4.1.1 Plot level 1 quality information per product (time dependant): ENVISAT ASCENDING passes

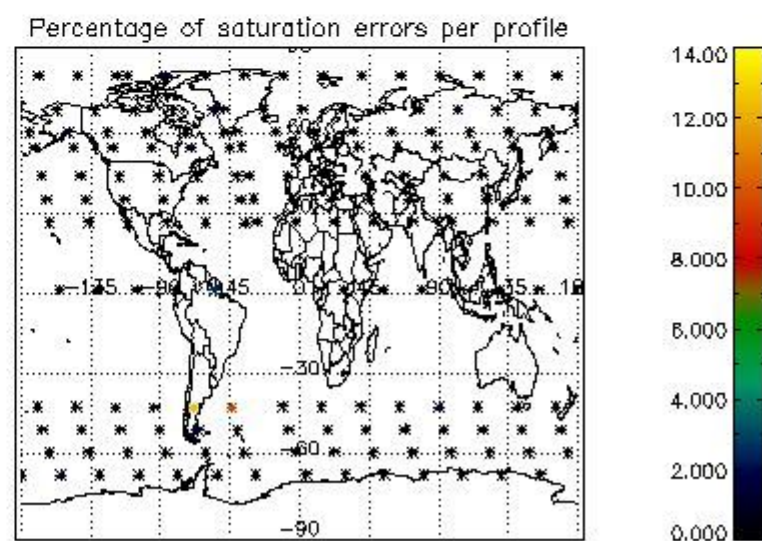
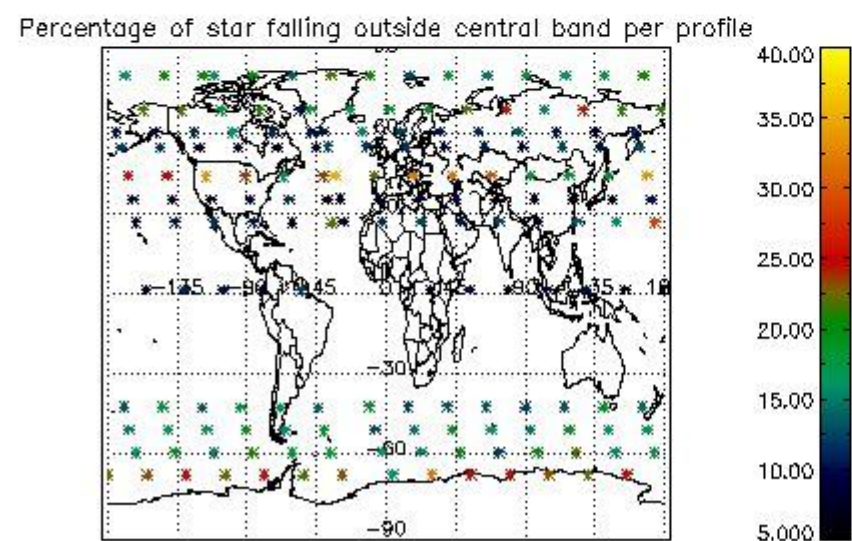
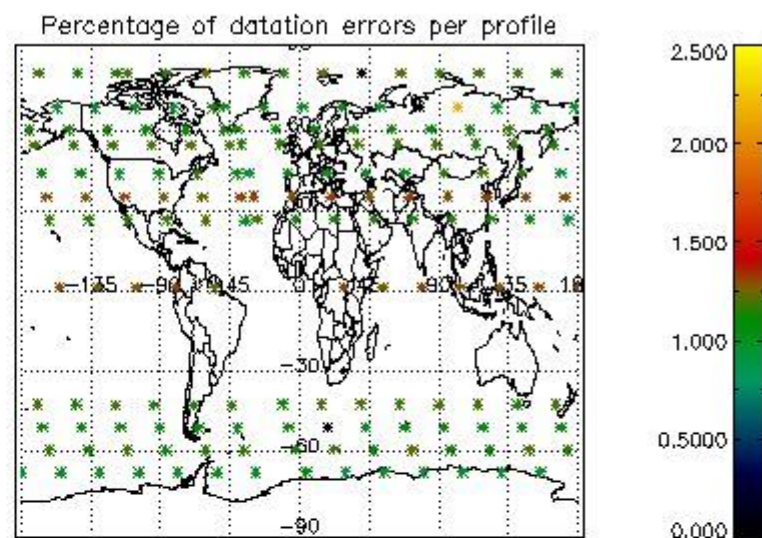
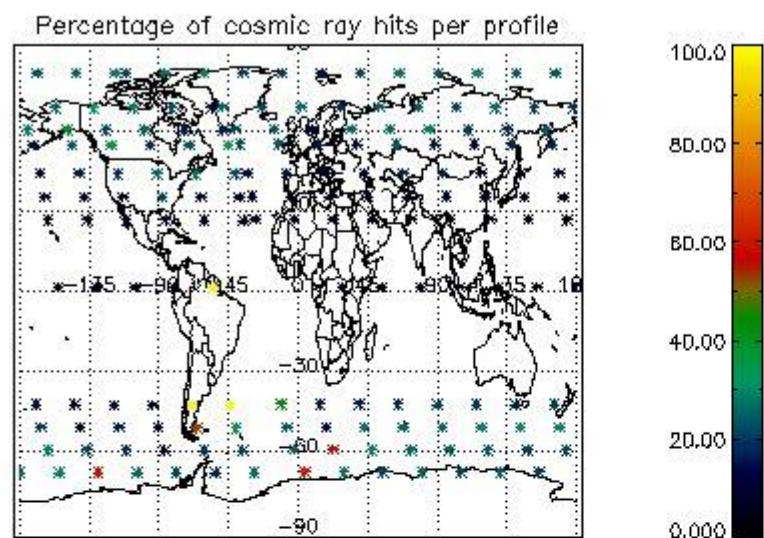


4.1.2 Plot level 1 quality information per product (time dependant): ENVI SAT DESCENDING passes

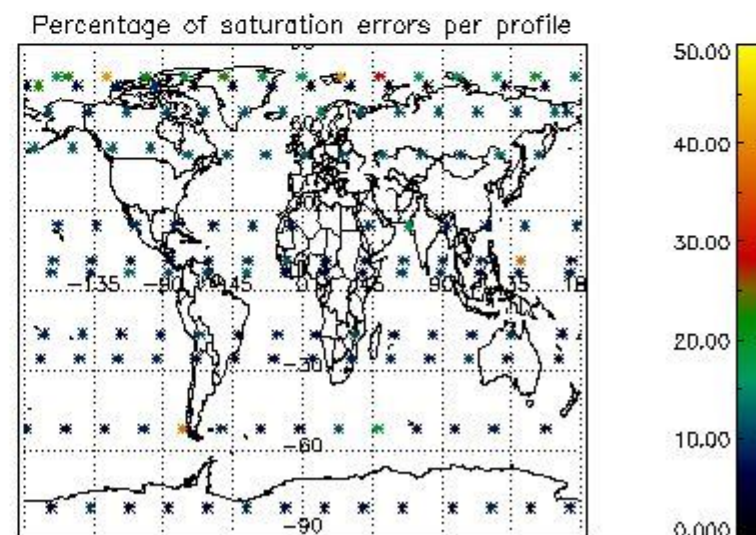
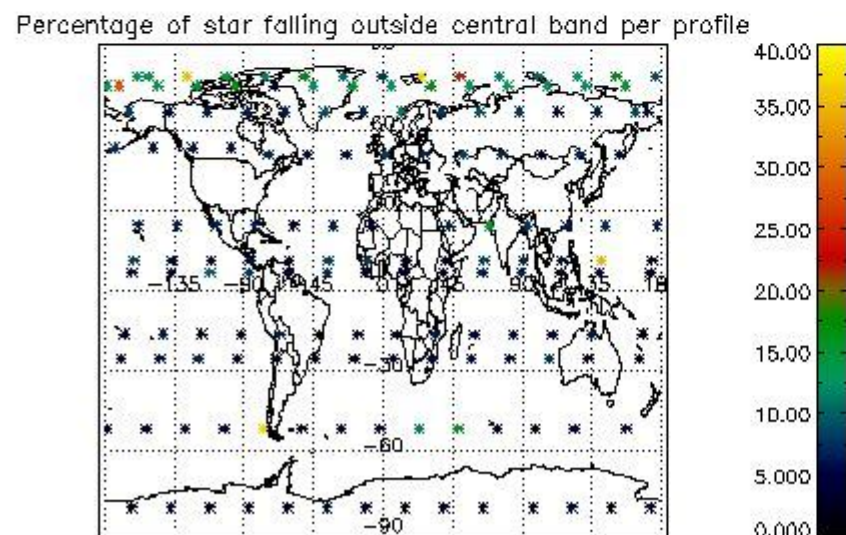
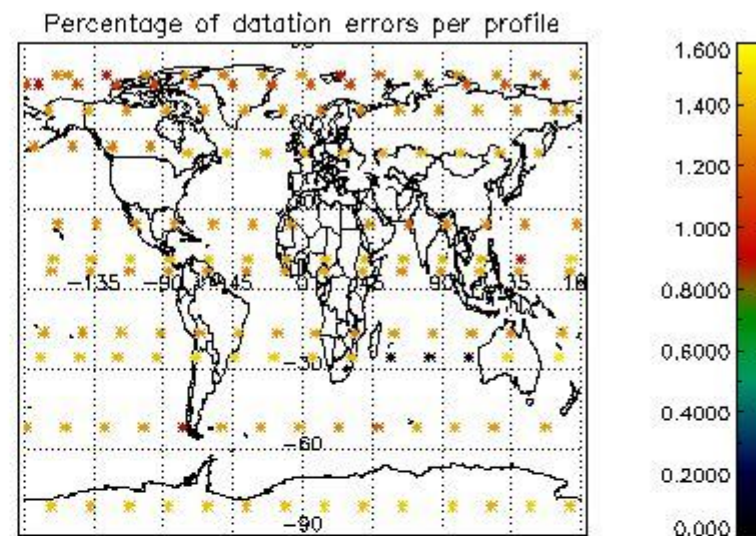
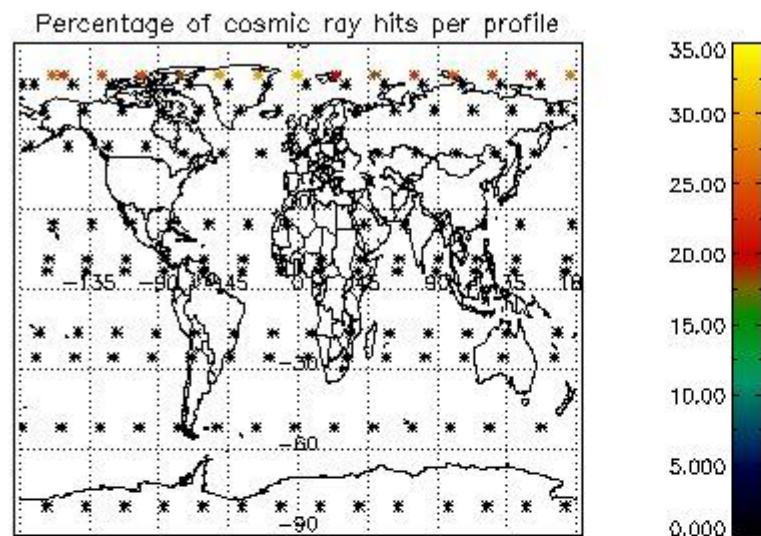


4.2 Plot quality information per product coming from level 1b processing (world map)

4.2.1 Plot level 1 quality information per product (world map): ENVISAT ASCENDING passes



4.2.2 Plot level 1 quality information per product (world map): ENVISAT DESCENDING passes



5. Trace gas profiles

5.1 Ozone statistics based on quality of products

The final quality of the products can be "measured" using the STD (Standard Deviation) attached to every point profile. This information is written to the parameter GOM_NL__2P/NL_LOCAL_SPECIES_DENSITY/o3_std of the level 2 products. The table below shows the statistics for given STD ranges.

The statistics are given with respect to the overall valid production:

- Products without fatal errors: GOM_NL__2P/MPH/PRODUCT_ERR=0
- Valid point profile: GOM_NL__2P/NL_LOCAL_SPECIES_DENSITY/pcd(0)=0

The 'Criteria' is applied to valid points of dark limb products:

- Products in dark limb illumination condition: GOM_NL__2P/NL_SUMMARY_QUALITY/obs_ill_cond=0
- Products without fatal errors: GOM_NL__2P/MPH/PRODUCT_ERR=0
- Valid point profile: GOM_NL__2P/NL_LOCAL_SPECIES_DENSITY/pcd(0)=0

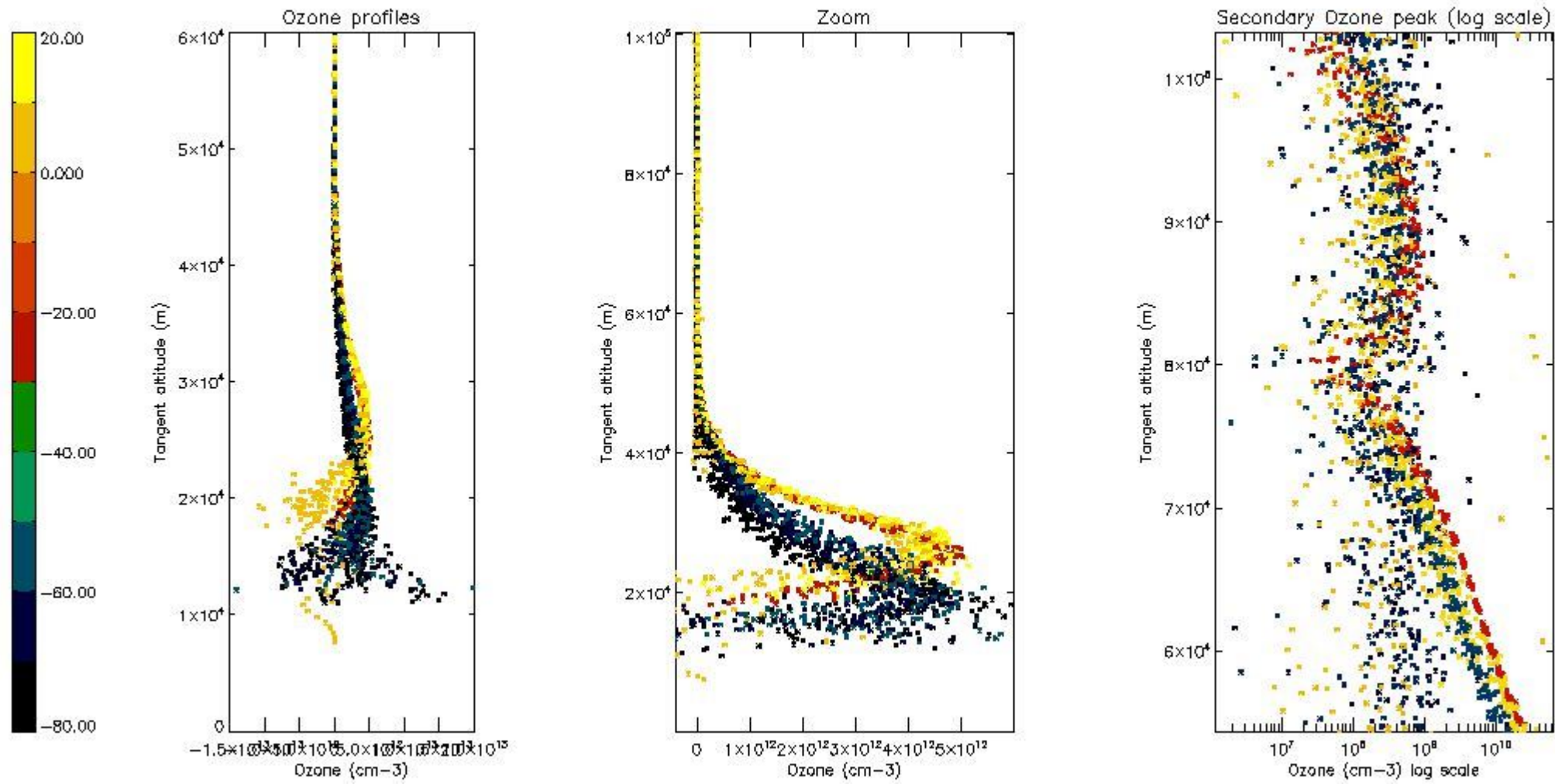
So, the table below shows the percentage of dark limb and valid observations for each criteria with respect to the overall valid daily observations.

Criteria	% of total production
All STD	27
STD < 20	10

STD < 10	5
STD < 5	2

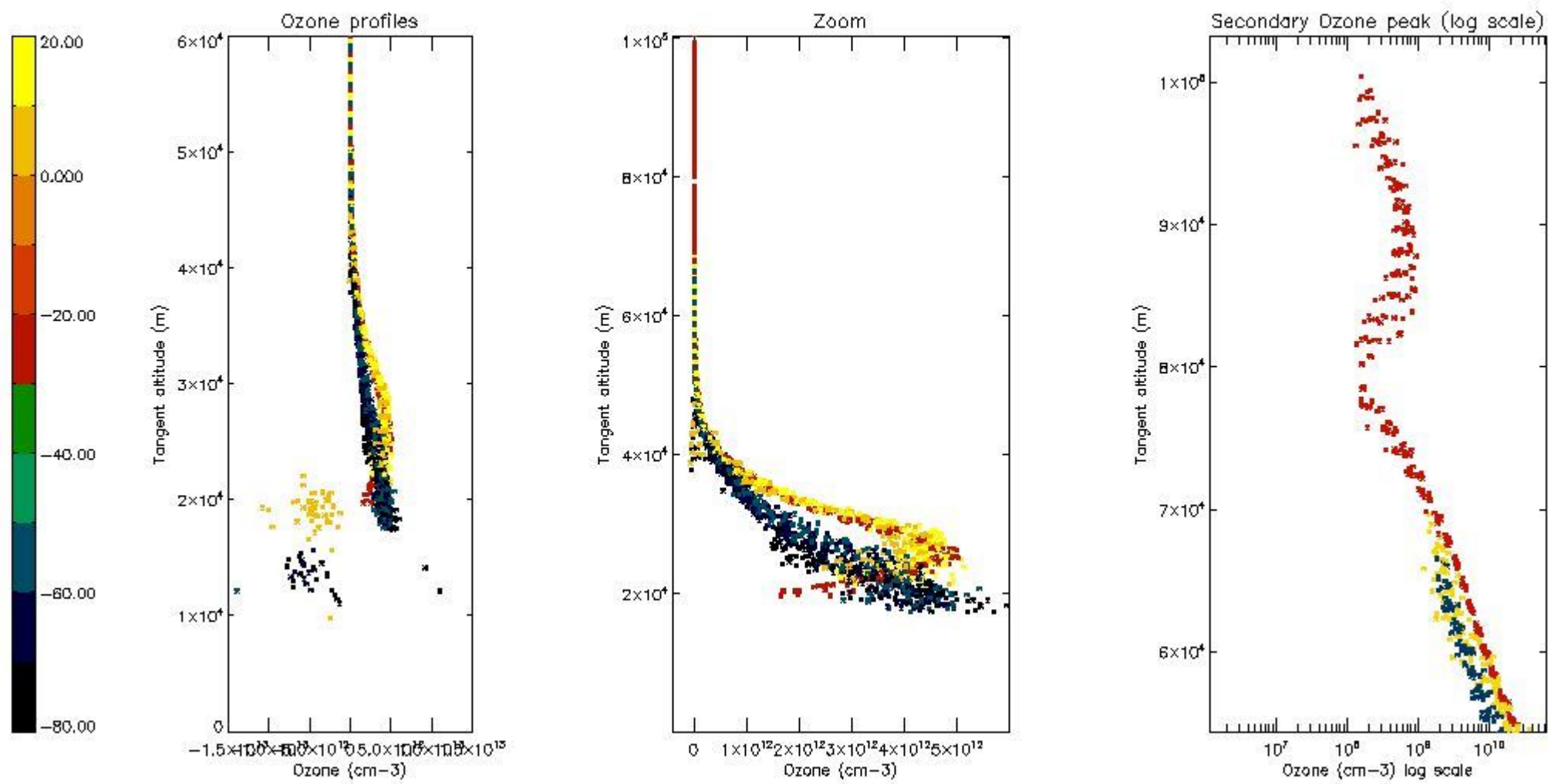
5.2 Plot ozone profiles for all STD (dark without errors)

The colorbar represents the latitude.



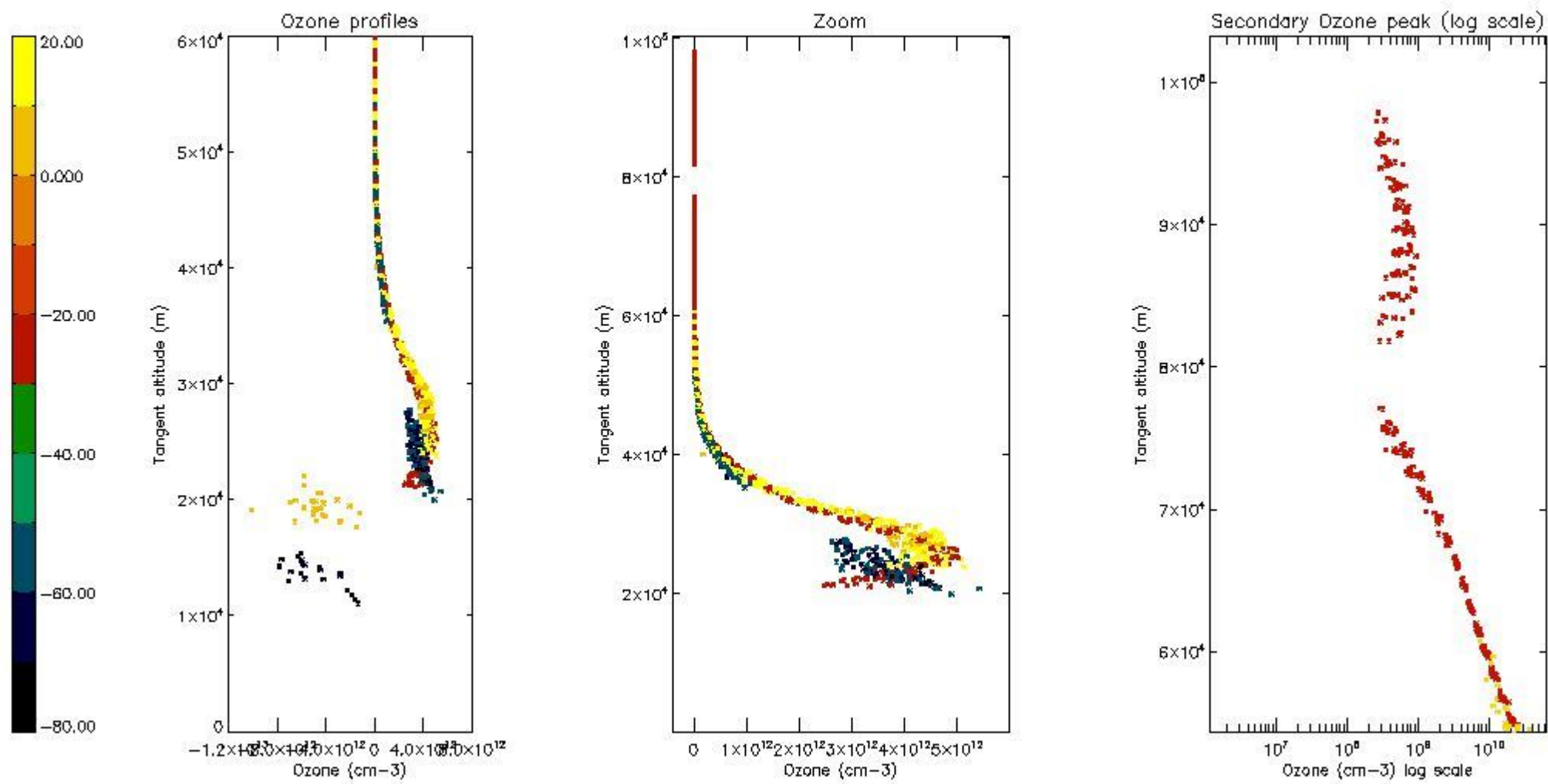
5.3 Plot ozone profiles where STD < 20% (dark without errors)

The colorbar represents the latitude.



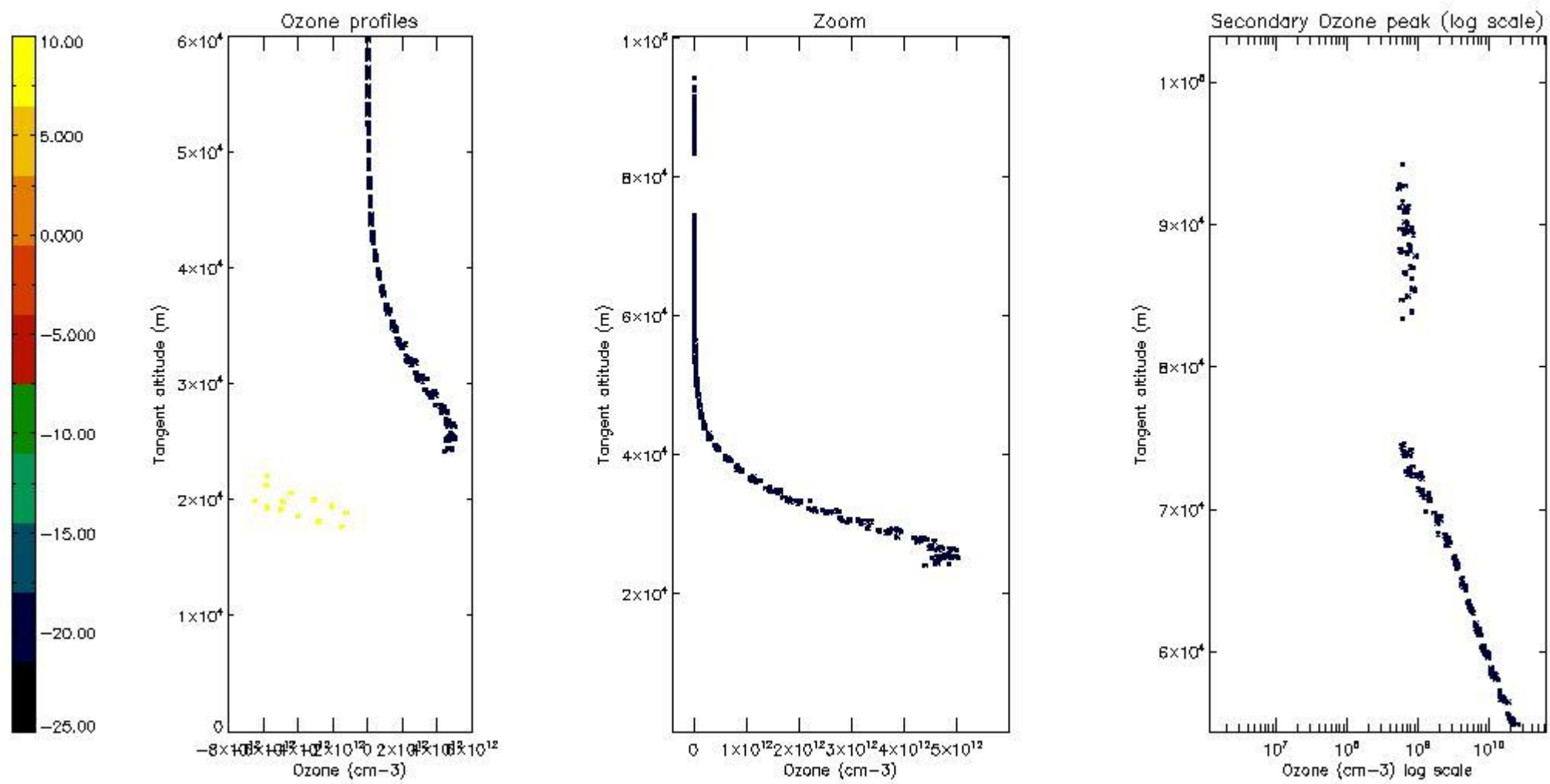
5.4 Plot ozone profiles where STD < 10% (dark without errors)

The colorbar represents the latitude.



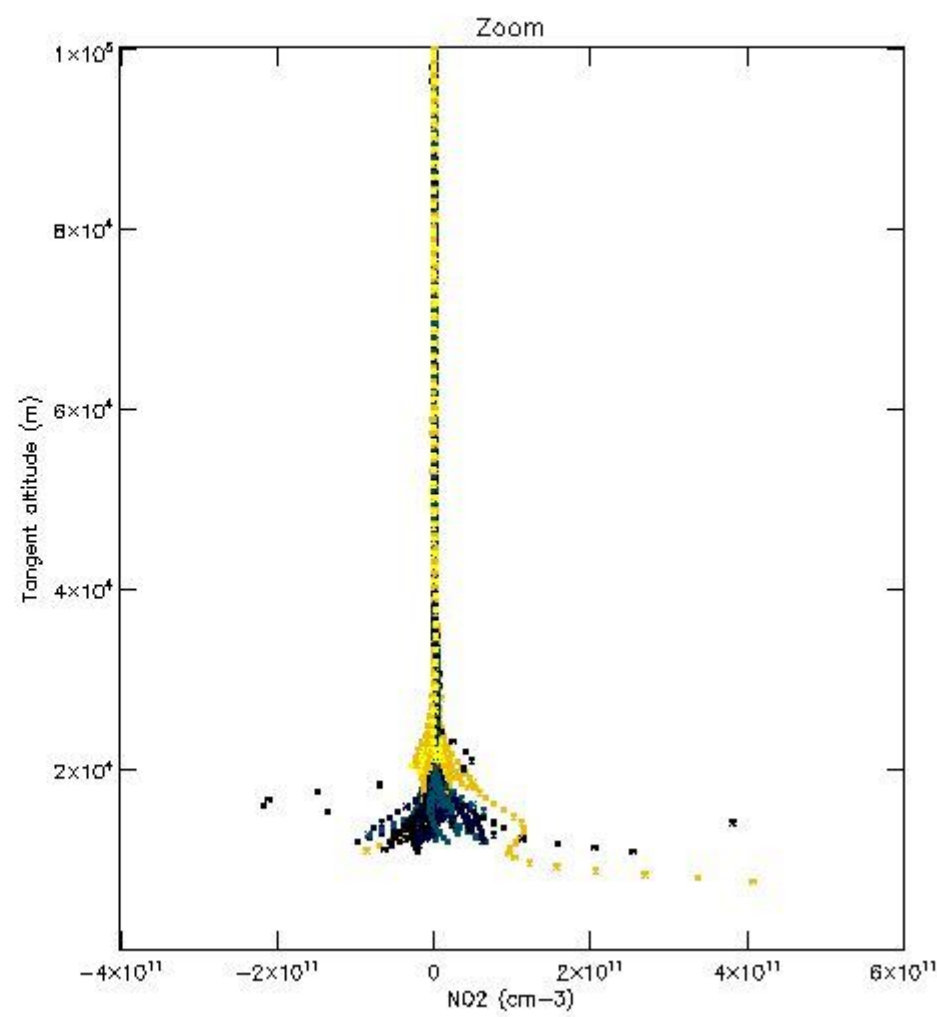
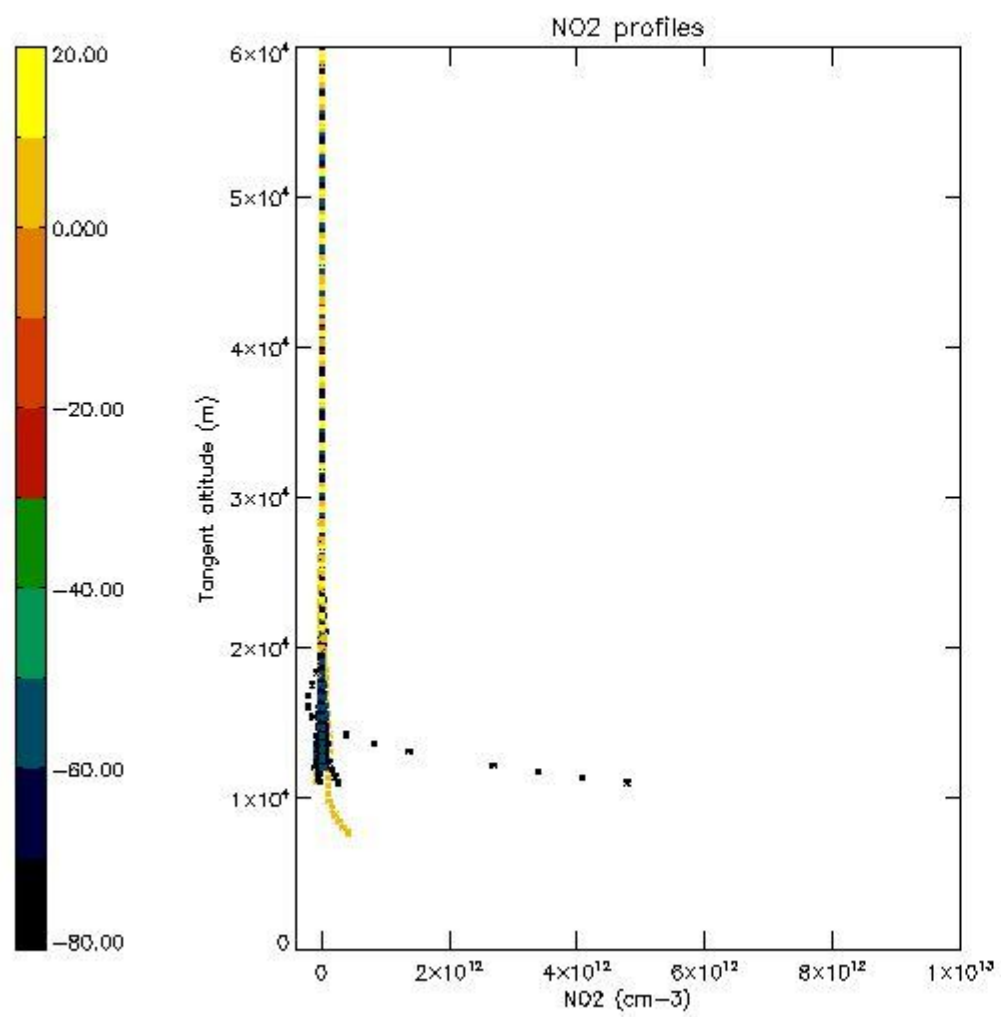
5.5 Plot ozone profiles where STD < 5% (dark without errors)

The colorbar represents the latitude.



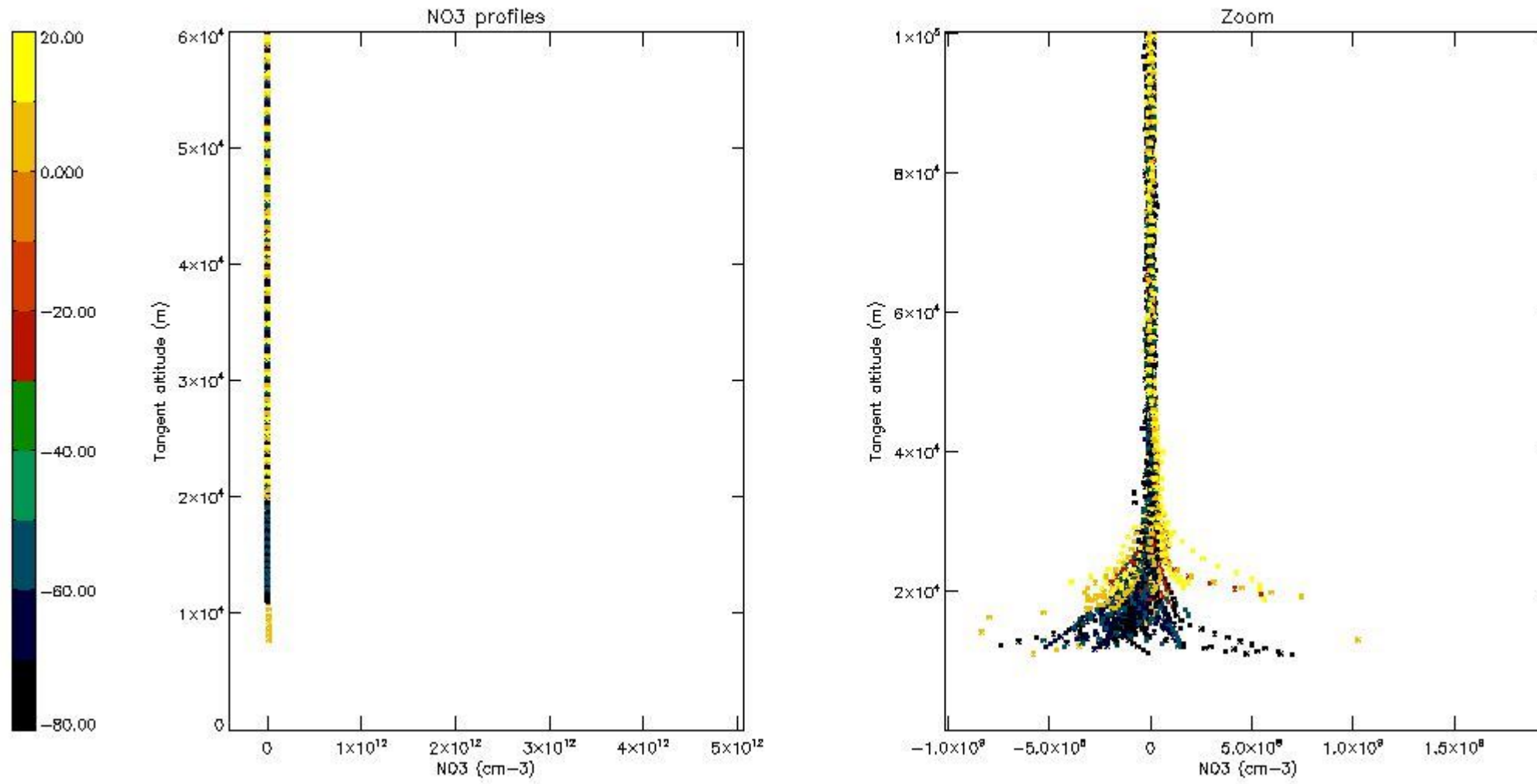
5.6 Plot NO₂ profiles for all STD (dark without errors)

The colorbar represents the latitude.



5.7 Plot NO3 profiles for all STD (dark without errors)

The colorbar represents the latitude.



6. Auxiliary Data Files used for the production reported in section 2

The number reported in the third column indicates since which file (see list in section 2) the corresponding auxiliary file has been used. The fourth column is the date of those product files.

Type	Auxiliary Filename	Used since product	Used since product date
INST_PHYS_CHARACTERISTICS	GOM_INS_AXVIEC20091111_143220_20030716_120000_20500101_000000	1	12-APR-2007 00:04:48
LEVEL-2_PROC_CONFIG	GOM_PR2_AXVIEC20091111_152718_20020301_000000_20500101_000000	1	12-APR-2007 00:04:48
CROSS_SECTIONS_FILE	GOM_CRS_AXVIEC20091111_154832_20020301_000000_20500101_000000	1	12-APR-2007 00:04:48

GOMOS Level 2 Daily Report

SUMMARY

[1. General Info](#)

[2. Summary of processed GOM_NL_2P products](#)

[3. Level 2 Quality information per product](#)

[3.1 Plot of level 2 quality information per product \(time dependant\)](#)

[3.2 Plot of level 2 quality information per product \(world map\)](#)

[4. Level 1 Quality information per product \(stored on level 2 products\)](#)

[4.1 Plot of level 1 quality information per product \(time dependant\)](#)

[4.1.1 Plot of level 1 quality information per product \(time dependant\): ASCENDING](#)

[4.1.2 Plot of level 1 quality information per product \(time dependant\): DESCENDING](#)

[4.2 Plot of level 1 quality information per product \(world map\)](#)

[4.2.1 Plot of level 1 quality information per product \(world map\): ASCENDING](#)

[4.2.2 Plot of level 1 quality information per product \(world map\): DESCENDING](#)

[5. Ozone profiles based on quality statistics and other trace gas profiles](#)

[5.1 Ozone statistics based on quality of products](#)

[5.2 Plot ozone profiles for all STD \(dark without errors\)](#)

[5.3 Plot ozone profiles where STD < 20% \(dark without errors\)](#)

[5.4. Plot ozone profiles where STD < 10% \(dark without errors\)](#)

[5.5. Plot ozone profiles where STD < 5% \(dark without errors\)](#)

[5.6 Plot NO2 profiles for all STD \(dark without errors\)](#)

[5.7 Plot NO3 profiles for all STD \(dark without errors\)](#)

[5.8 Plot H2O profiles \(only for occultations of stars 1,2,3,4,13,14,16,26,63 dark without errors\) for all STD](#)

[6. Auxiliary Data Files used for the production reported in section 2](#)

This report presents the daily analysis on parameters extracted from GOMOS level 2 data (GOM_NL__2P). It is intended to monitor some important parameters that will impact the quality of these products. A list of level 2 products (and content) that have arrived during the reporting day to the PCF is also given.

Item	Value
Time of report generation	22APR2013 18:21:07
Data source version	GOMOS/6.01
Start time of products	12-04-2007 (12APR2007 00:00:00)
Stop time of products	13-04-2007 (13APR2007 00:00:00)
Store outputs in DB	Yes
Nb of level 2 prods	329
Nb of prods with errors	0

2. Summary of processed GOM_NL__2P products.

Nr	Filename	UTC Start time	Limb	Duration	Star Id	Star Name	Star Mag	Star Temp	Nb Meas	Orbit	Prod. error
1	GOM_NL__2PRFIN20070412_000448_000000502057_00131_26738_9067.N1	12-APR-2007 00:04:48	Dark	50.000	141	Bet Ara	2.8400	4600.0	100	26738	No
2	GOM_NL__2PRFIN20070412_000713_000000382057_00131_26738_9068.N1	12-APR-2007 00:07:13	Dark	38.000	134	Bet TrA	2.8100	6600.0	76	26738	No
3	GOM_NL__2PRFIN20070412_000942_000000472057_00131_26738_9069.N1	12-APR-2007 00:09:42	Straylight	46.500	4	Alp1Cen	-0.010000	5800.0	93	26738	No
4	GOM_NL__2PRFIN20070412_001247_000000422057_00131_26738_9070.N1	12-APR-2007 00:12:47	Straylight	42.000	78	Alp Lup	2.3040	28000.	84	26738	No
5	GOM_NL__2PRFIN20070412_001423_000000442057_00131_26738_9071.N1	12-APR-2007 00:14:23	Straylight	44.000	81	Eta Cen	2.3560	28000.	88	26738	No
6	GOM_NL__2PRFIN20070412_001651_000000442057_00131_26738_9072.N1	12-APR-2007 00:16:51	Straylight	43.500	54	5The Cen	2.0550	4500.0	87	26738	No
7	GOM_NL__2PRFIN20070412_002211_000000442057_00131_26738_9073.N1	12-APR-2007 00:22:11	Twilight	44.000	106	9Bet Crv	2.6480	5600.0	88	26738	No
8	GOM_NL__2PRFIN20070412_002402_000000402057_00131_26738_9074.N1	12-APR-2007 00:24:02	Bright	40.000	100	4Gam Crv	2.5800	13100.	80	26738	No
9	GOM_NL__2PRFIN20070412_002532_000000472057_00131_26738_9075.N1	12-APR-2007 00:25:32	Bright	46.500	15	67Alp Vir	0.97600	28000.	93	26738	No
10	GOM_NL__2PRFIN20070412_002837_000000402057_00131_26738_9076.N1	12-APR-2007 00:28:37	Bright	39.500	121	29Gam Vir	2.7400	7200.0	79	26738	No
11	GOM_NL__2PRFIN20070412_003318_000000362057_00131_26738_9077.N1	12-APR-2007 00:33:18	Bright	35.500	62	94Bet Leo	2.1360	9700.0	71	26738	No
12	GOM_NL__2PRFIN20070412_004050_000000402057_00131_26738_9078.N1	12-APR-2007 00:40:50	Bright	40.000	152	12Alp2CVn	2.8900	11000.	80	26738	No
13	GOM_NL__2PRFIN20070412_004426_000000532057_00131_26738_9079.N1	12-APR-2007 00:44:26	Bright	53.000	87	64Gam UMa	2.4330	11000.	106	26738	No
14	GOM_NL__2PRFIN20070412_004546_000000382057_00131_26738_9080.N1	12-APR-2007 00:45:46	Bright	38.000	32	77Eps UMa	1.7630	11000.	76	26738	No
15	GOM_NL__2PRFIN20070412_005212_000000392057_00131_26738_9081.N1	12-APR-2007 00:52:12	Bright	39.000	60	7Bet UMi	2.0810	3950.0	78	26738	No
16	GOM_NL__2PRFIN20070412_005444_000000342057_00131_26738_9082.N1	12-APR-2007 00:54:44	Bright	33.500	49	1Alp UMi	1.9900	6300.0	67	26738	No
17	GOM_NL__2PRFIN20070412_010210_000000382057_00131_26738_9083.N1	12-APR-2007 01:02:10	Bright	38.000	89	5Alp Cep	2.4510	8000.0	76	26738	No
18	GOM_NL__2PRFIN20070412_011148_000000352057_00131_26738_9084.N1	12-APR-2007 01:11:48	Bright	34.500	164	44Eta Peg	2.9480	5400.0	69	26738	No
19	GOM_NL__2PRFIN20070412_011838_000000502057_00131_26738_9085.N1	12-APR-2007 01:18:38	Twilight	49.500	61	8Eps Peg	2.1000	3900.0	99	26738	No
20	GOM_NL__2PRFIN20070412_012107_000000442057_00131_26738_9086.N1	12-APR-2007 01:21:07	Dark	43.500	162	34Alp Aqr	2.9440	5350.0	87	26738	No
21	GOM_NL__2PRFIN20070412_012333_000000482057_00131_26738_9087.N1	12-APR-2007 01:23:33	Dark	47.500	154	22Bet Aqr	2.8990	5700.0	95	26738	No
22	GOM_NL__2PRFIN20070412_012600_000000432057_00131_26738_9088.N1	12-APR-2007 01:26:00	Dark	42.500	142	49Del Cap	2.8500	8900.0	85	26738	No
23	GOM_NL__2PRFIN20070412_013820_000000412057_00132_26739_9081.N1	12-APR-2007 01:38:20	Dark	40.500	45	Alp Pav	1.9400	26000.	81	26739	No
24	GOM_NL__2PRFIN20070412_014524_000000412057_00132_26739_9082.N1	12-APR-2007 01:45:24	Dark	41.000	141	Bet Ara	2.8400	4600.0	82	26739	No
25	GOM_NL__2PRFIN20070412_014750_000000402057_00132_26739_9083.N1	12-APR-2007 01:47:50	Dark	40.000	134	Bet TrA	2.8100	6600.0	80	26739	No
26	GOM_NL__2PRFIN20070412_015018_000000432057_00132_26739_9084.N1	12-APR-2007 01:50:18	Straylight	42.500	4	Alp1Cen	-0.010000	5800.0	85	26739	No
27	GOM_NL__2PRFIN20070412_015323_000000412057_00132_26739_9085.N1	12-APR-2007 01:53:23	Straylight	41.000	78	Alp Lup	2.3040	28000.	82	26739	No
28	GOM_NL__2PRFIN20070412_015500_000000452057_00132_26739_9086.N1	12-APR-2007 01:55:00	Straylight	45.000	81	Eta Cen	2.3560	28000.	90	26739	No
29	GOM_NL__2PRFIN20070412_015727_000000502057_00132_26739_9087.N1	12-APR-2007 01:57:27	Straylight	49.500	54	5The Cen	2.0550	4500.0	99	26739	No
30	GOM_NL__2PRFIN20070412_020247_000000442057_00132_26739_9088.N1	12-APR-2007 02:02:47	Twilight	44.000	106	9Bet Crv	2.6480	5600.0	88	26739	No
31	GOM_NL__2PRFIN20070412_020438_000000382057_00132_26739_9089.N1	12-APR-2007 02:04:38	Bright	38.000	100	4Gam Crv	2.5800	13100.	76	26739	No
32	GOM_NL__2PRFIN20070412_020608_000000472057_00132_26739_9090.N1	12-APR-2007 02:06:08	Bright	46.500	15	67Alp Vir	0.97600	28000.	93	26739	No
33	GOM_NL__2PRFIN20070412_020912_000000392057_00132_26739_9091.N1	12-APR-2007 02:09:12	Bright	38.500	121	29Gam Vir	2.7400	7200.0	77	26739	No
34	GOM_NL__2PRFIN20070412_021354_000000372057_00132_26739_9092.N1	12-APR-2007 02:13:54	Bright	36.500	62	94Bet Leo	2.1360	9700.0	73	26739	No
35	GOM_NL__2PRFIN20070412_022125_000000392057_00132_26739_9093.N1	12-APR-2007 02:21:25	Bright	39.000	152	12Alp2CVn	2.8900	11000.	78	26739	No
36	GOM_NL__2PRFIN20070412_022502_000000362057_00132_26739_9094.N1	12-APR-2007 02:25:02	Bright	36.000	87	64Gam UMa	2.4330	11000.	72	26739	No
37	GOM_NL__2PRFIN20070412_022622_000000362057_00132_26739_9095.N1	12-APR-2007 02:26:22	Bright	36.000	32	77Eps UMa	1.7630	11000.	72	26739	No
38	GOM_NL__2PRFIN20070412_023248_000000392057_00132_26739_9096.N1	12-APR-2007 02:32:48	Bright	38.500	60	7Bet UMi	2.0810	3950.0	77	26739	No
39	GOM_NL__2PRFIN20070412_023520_000000352057_00132_26739_9097.N1	12-APR-2007 02:35:20	Bright	35.000	49	1Alp UMi	1.9900	6300.0	70	26739	No
40	GOM_NL__2PRFIN20070412_024246_000000372057_00132_26739_9098.N1	12-APR-2007 02:42:46	Bright	36.500	89	5Alp Cep	2.4510	8000.0	73	26739	No
41	GOM_NL__2PRFIN20070412_025224_000000352057_00132_26739_9099.N1	12-APR-2007 02:52:24	Bright	35.000	164	44Eta Peg	2.9480	5400.0	70	26739	No
42	GOM_NL__2PRFIN20070412_025915_000000492057_00132_26739_9100.N1	12-APR-2007 02:59:15	Twilight	48.500	61	8Eps Peg	2.1000	3900.0	97	26739	No

43	GOM_NL__2PRFIN20070412_030143_000000442057_00132_26739_9101.N1	12-APR-2007 03:01:43	Dark	43.500	162	34Alp Aqr	2.9440	5350.0	87	26739	No
44	GOM_NL__2PRFIN20070412_030410_000000462057_00132_26739_9102.N1	12-APR-2007 03:04:10	Dark	45.500	154	22Bet Aqr	2.8990	5700.0	91	26739	No
45	GOM_NL__2PRFIN20070412_030636_000000442057_00132_26739_9103.N1	12-APR-2007 03:06:36	Dark	44.000	142	49Del Cap	2.8500	8900.0	88	26739	No
46	GOM_NL__2PRFIN20070412_031856_000000382057_00133_26740_9122.N1	12-APR-2007 03:18:56	Dark	38.000	45	Alp Pav	1.9400	26000.	76	26740	No
47	GOM_NL__2PRFIN20070412_032601_000000432057_00133_26740_9123.N1	12-APR-2007 03:26:01	Dark	43.000	141	Bet Ara	2.8400	4600.0	86	26740	No
48	GOM_NL__2PRFIN20070412_032826_000000402057_00133_26740_9124.N1	12-APR-2007 03:28:26	Dark	39.500	134	Bet TrA	2.8100	6600.0	79	26740	No
49	GOM_NL__2PRFIN20070412_033055_000000472057_00133_26740_9125.N1	12-APR-2007 03:30:55	Straylight	46.500	4	Alp1Cen	-0.010000	5800.0	93	26740	No
50	GOM_NL__2PRFIN20070412_033400_000000422057_00133_26740_9126.N1	12-APR-2007 03:34:00	Straylight	41.500	78	Alp Lup	2.3040	28000.	83	26740	No
51	GOM_NL__2PRFIN20070412_033536_000000472057_00133_26740_9127.N1	12-APR-2007 03:35:36	Straylight	47.000	81	Eta Cen	2.3560	28000.	94	26740	No
52	GOM_NL__2PRFIN20070412_033804_000000482057_00133_26740_9128.N1	12-APR-2007 03:38:04	Straylight	48.000	54	5The Cen	2.0550	4500.0	96	26740	No
53	GOM_NL__2PRFIN20070412_034323_000000422057_00133_26740_9129.N1	12-APR-2007 03:43:23	Twilight	42.000	106	9Bet Crv	2.6480	5600.0	84	26740	No
54	GOM_NL__2PRFIN20070412_034514_000000412057_00133_26740_9130.N1	12-APR-2007 03:45:14	Bright	41.000	100	4Gam Crv	2.5800	13100.	82	26740	No
55	GOM_NL__2PRFIN20070412_034644_000000452057_00133_26740_9131.N1	12-APR-2007 03:46:44	Bright	45.000	15	67Alp Vir	0.97600	28000.	90	26740	No
56	GOM_NL__2PRFIN20070412_034949_000000382057_00133_26740_9132.N1	12-APR-2007 03:49:49	Bright	38.000	121	29Gam Vir	2.7400	7200.0	76	26740	No
57	GOM_NL__2PRFIN20070412_035430_000000352057_00133_26740_9133.N1	12-APR-2007 03:54:30	Bright	35.000	62	94Bet Leo	2.1360	9700.0	70	26740	No
58	GOM_NL__2PRFIN20070412_040201_000000392057_00133_26740_9134.N1	12-APR-2007 04:02:01	Bright	39.000	152	12Alp2CVn	2.8900	11000.	78	26740	No
59	GOM_NL__2PRFIN20070412_040538_000000362057_00133_26740_9135.N1	12-APR-2007 04:05:38	Bright	36.000	87	64Gam UMa	2.4330	11000.	72	26740	No
60	GOM_NL__2PRFIN20070412_040657_000000392057_00133_26740_9136.N1	12-APR-2007 04:06:57	Bright	38.500	32	77Eps UMa	1.7630	11000.	77	26740	No
61	GOM_NL__2PRFIN20070412_041324_000000382057_00133_26740_9137.N1	12-APR-2007 04:13:24	Bright	38.000	60	7Bet UMi	2.0810	3950.0	76	26740	No
62	GOM_NL__2PRFIN20070412_041556_000000342057_00133_26740_9138.N1	12-APR-2007 04:15:56	Bright	34.000	49	1Alp UMi	1.9900	6300.0	68	26740	No
63	GOM_NL__2PRFIN20070412_042322_000000372057_00133_26740_9139.N1	12-APR-2007 04:23:22	Bright	37.000	89	5Alp Cep	2.4510	8000.0	74	26740	No
64	GOM_NL__2PRFIN20070412_043300_000000342057_00133_26740_9140.N1	12-APR-2007 04:33:00	Bright	34.000	164	44Eta Peg	2.9480	5400.0	68	26740	No
65	GOM_NL__2PRFIN20070412_043951_000000512057_00133_26740_9141.N1	12-APR-2007 04:39:51	Twilight	51.000	61	8Eps Peg	2.1000	3900.0	102	26740	No
66	GOM_NL__2PRFIN20070412_044219_000000452057_00133_26740_9142.N1	12-APR-2007 04:42:19	Dark	45.000	162	34Alp Aqr	2.9440	5350.0	90	26740	No
67	GOM_NL__2PRFIN20070412_044446_000000482057_00133_26740_9143.N1	12-APR-2007 04:44:46	Dark	48.000	154	22Bet Aqr	2.8990	5700.0	96	26740	No
68	GOM_NL__2PRFIN20070412_044713_000000452057_00133_26740_9144.N1	12-APR-2007 04:47:13	Dark	44.500	142	49Del Cap	2.8500	8900.0	89	26740	No
69	GOM_NL__2PRFIN20070412_045933_000000392057_00134_26741_9110.N1	12-APR-2007 04:59:33	Dark	39.000	45	Alp Pav	1.9400	26000.	78	26741	No
70	GOM_NL__2PRFIN20070412_050638_000000442057_00134_26741_9111.N1	12-APR-2007 05:06:38	Dark	43.500	141	Bet Ara	2.8400	4600.0	87	26741	No
71	GOM_NL__2PRFIN20070412_050903_000000392057_00134_26741_9112.N1	12-APR-2007 05:09:03	Dark	38.500	134	Bet TrA	2.8100	6600.0	77	26741	No
72	GOM_NL__2PRFIN20070412_051131_000000532057_00134_26741_9113.N1	12-APR-2007 05:11:31	Straylight	52.500	4	Alp1Cen	-0.010000	5800.0	105	26741	No
73	GOM_NL__2PRFIN20070412_051436_000000422057_00134_26741_9114.N1	12-APR-2007 05:14:36	Straylight	42.000	78	Alp Lup	2.3040	28000.	84	26741	No
74	GOM_NL__2PRFIN20070412_051613_000000452057_00134_26741_9115.N1	12-APR-2007 05:16:13	Straylight	44.500	81	Eta Cen	2.3560	28000.	89	26741	No
75	GOM_NL__2PRFIN20070412_051840_000000502057_00134_26741_9116.N1	12-APR-2007 05:18:40	Straylight	50.000	54	5The Cen	2.0550	4500.0	100	26741	No
76	GOM_NL__2PRFIN20070412_052359_000000442057_00134_26741_9117.N1	12-APR-2007 05:23:59	Twilight	43.500	106	9Bet Crv	2.6480	5600.0	87	26741	No
77	GOM_NL__2PRFIN20070412_052550_000000392057_00134_26741_9118.N1	12-APR-2007 05:25:50	Bright	39.000	100	4Gam Crv	2.5800	13100.	78	26741	No
78	GOM_NL__2PRFIN20070412_052720_000000442057_00134_26741_9119.N1	12-APR-2007 05:27:20	Bright	44.000	15	67Alp Vir	0.97600	28000.	88	26741	No
79	GOM_NL__2PRFIN20070412_053025_000000392057_00134_26741_9120.N1	12-APR-2007 05:30:25	Bright	38.500	121	29Gam Vir	2.7400	7200.0	77	26741	No
80	GOM_NL__2PRFIN20070412_053506_000000362057_00134_26741_9121.N1	12-APR-2007 05:35:06	Bright	35.500	62	94Bet Leo	2.1360	9700.0	71	26741	No
81	GOM_NL__2PRFIN20070412_054237_000000432057_00134_26741_9122.N1	12-APR-2007 05:42:37	Bright	42.500	152	12Alp2CVn	2.8900	11000.	85	26741	No
82	GOM_NL__2PRFIN20070412_054614_000000372057_00134_26741_9123.N1	12-APR-2007 05:46:14	Bright	36.500	87	64Gam UMa	2.4330	11000.	73	26741	No
83	GOM_NL__2PRFIN20070412_054733_000000392057_00134_26741_9124.N1	12-APR-2007 05:47:33	Bright	39.000	32	77Eps UMa	1.7630	11000.	78	26741	No
84	GOM_NL__2PRFIN20070412_055359_000000382057_00134_26741_9125.N1	12-APR-2007 05:53:59	Bright	38.000	60	7Bet UMi	2.0810	3950.0	76	26741	No
85	GOM_NL__2PRFIN20070412_055632_000000352057_00134_26741_9126.N1	12-APR-2007 05:56:32	Bright	35.000	49	1Alp UMi	1.9900	6300.0	70	26741	No
86	GOM_NL__2PRFIN20070412_060358_000000432057_00134_26741_9127.N1	12-APR-2007 06:03:58	Bright	43.000	89	5Alp Cep	2.4510	8000.0	86	26741	No
87	GOM_NL__2PRFIN20070412_061337_000000352057_00134_26741_9128.N1	12-APR-2007 06:13:37	Bright	35.000	164	44Eta Peg	2.9480	5400.0	70	26741	No
88	GOM_NL__2PRFIN20070412_062027_000000492057_00134_26741_9129.N1	12-APR-2007 06:20:27	Twilight	49.000	61	8Eps Peg	2.1000	3900.0	98	26741	No
89	GOM_NL__2PRFIN20070412_062256_000000432057_00134_26741_9130.N1	12-APR-2007 06:22:56	Dark	42.500	162	34Alp Aqr	2.9440	5350.0	85	26741	No
90	GOM_NL__2PRFIN20070412_062523_000000472057_00134_26741_9131.N1	12-APR-2007 06:25:23	Dark	47.000	154	22Bet Aqr	2.8990	5700.0	94	26741	No
91	GOM_NL__2PRFIN20070412_062749_000000422057_00134_26741_9132.N1	12-APR-2007 06:27:49	Dark	42.000	142	49Del Cap	2.8500	8900.0	84	26741	No
92	GOM_NL__2PRFIN20070412_064009_000000402057_00135_26742_9150.N1	12-APR-2007 06:40:09	Dark	40.000	45	Alp Pav	1.9400	26000.	80	26742	No
93	GOM_NL__2PRFIN20070412_064714_000000442057_00135_26742_9151.N1	12-APR-2007 06:47:14	Dark	43.500	141	Bet Ara	2.8400	4600.0	87	26742	No
94	GOM_NL__2PRFIN20070412_064939_000000392057_00135_26742_9152.N1	12-APR-2007 06:49:39	Dark	39.000	134	Bet TrA	2.8100	6600.0	78	26742	No
95	GOM_NL__2PRFIN20070412_065208_000000472057_00135_26742_9153.N1	12-APR-2007 06:52:08	Straylight	46.500	4	Alp1Cen	-0.010000	5800.0	93	26742	No
96	GOM_NL__2PRFIN20070412_065513_000000432057_00135_26742_9154.N1	12-APR-2007 06:55:13	Straylight	43.000	78	Alp Lup	2.3040	28000.	86	26742	No
97	GOM_NL__2PRFIN20070412_065649_000000442057_00135_26742_9155.N1	12-APR-2007 06:56:49	Straylight	43.500	81	Eta Cen	2.3560	28000.	87	26742	No
98	GOM_NL__2PRFIN20070412_065916_000000502057_00135_26742_9156.N1	12-APR-2007 06:59:16	Straylight	50.000	54	5The Cen	2.0550	4500.0	100	26742	No
99	GOM_NL__2PRFIN20070412_070435_000000432057_00135_26742_9157.N1	12-APR-2007 07:04:35	Twilight	42.500	106	9Bet Crv	2.6480	5600.0	85	26742	No
100	GOM_NL__2PRFIN20070412_070626_000000392057_00135_26742_9158.N1	12-APR-2007 07:06:26	Bright	38.500	100	4Gam Crv	2.5800	13100.	77	26742	No
101	GOM_NL__2PRFIN20070412_070756_000000452057_00135_26742_9159.N1	12-APR-2007 07:07:56	Bright	44.500	15	67Alp Vir	0.97600	28000.	89	26742	No

102	GOM_NL__2PRFIN20070412_071101_000000392057_00135_26742_9160.N1	12-APR-2007 07:11:01	Bright	38.500	121	29Gam Vir	2.7400	7200.0	77	26742	No
103	GOM_NL__2PRFIN20070412_071542_000000372057_00135_26742_9161.N1	12-APR-2007 07:15:42	Bright	36.500	62	94Bet Leo	2.1360	9700.0	73	26742	No
104	GOM_NL__2PRFIN20070412_072312_000000392057_00135_26742_9162.N1	12-APR-2007 07:23:12	Bright	39.000	152	12Alp2CVn	2.8900	11000.	78	26742	No
105	GOM_NL__2PRFIN20070412_072650_000000362057_00135_26742_9163.N1	12-APR-2007 07:26:50	Bright	35.500	87	64Gam UMa	2.4330	11000.	71	26742	No
106	GOM_NL__2PRFIN20070412_072809_000000372057_00135_26742_9164.N1	12-APR-2007 07:28:09	Bright	37.000	32	77Eps UMa	1.7630	11000.	74	26742	No
107	GOM_NL__2PRFIN20070412_073435_000000402057_00135_26742_9165.N1	12-APR-2007 07:34:35	Bright	39.500	60	7Bet UMi	2.0810	3950.0	79	26742	No
108	GOM_NL__2PRFIN20070412_073708_000000362057_00135_26742_9166.N1	12-APR-2007 07:37:08	Bright	35.500	49	1Alp UMi	1.9900	6300.0	71	26742	No
109	GOM_NL__2PRFIN20070412_074434_000000402057_00135_26742_9167.N1	12-APR-2007 07:44:34	Bright	39.500	89	5Alp Cep	2.4510	8000.0	79	26742	No
110	GOM_NL__2PRFIN20070412_075413_000000362057_00135_26742_9168.N1	12-APR-2007 07:54:13	Bright	36.000	164	44Eta Peg	2.9480	5400.0	72	26742	No
111	GOM_NL__2PRFIN20070412_080104_000000512057_00135_26742_9169.N1	12-APR-2007 08:01:04	Twilight	51.000	61	8Eps Peg	2.1000	3900.0	102	26742	No
112	GOM_NL__2PRFIN20070412_080332_000000442057_00135_26742_9170.N1	12-APR-2007 08:03:32	Dark	44.000	162	34Alp Aqr	2.9440	5350.0	88	26742	No
113	GOM_NL__2PRFIN20070412_080559_000000472057_00135_26742_9171.N1	12-APR-2007 08:05:59	Dark	46.500	154	22Bet Aqr	2.8990	5700.0	93	26742	No
114	GOM_NL__2PRFIN20070412_080826_000000442057_00135_26742_9172.N1	12-APR-2007 08:08:26	Dark	44.000	142	49Del Cap	2.8500	8900.0	88	26742	No
115	GOM_NL__2PRFIN20070412_082046_000000392057_00136_26743_9166.N1	12-APR-2007 08:20:46	Dark	38.500	45	Alp Pav	1.9400	26000.	77	26743	No
116	GOM_NL__2PRFIN20070412_082751_000000432057_00136_26743_9167.N1	12-APR-2007 08:27:51	Dark	43.000	141	Bet Ara	2.8400	4600.0	86	26743	No
117	GOM_NL__2PRFIN20070412_083016_000000392057_00136_26743_9168.N1	12-APR-2007 08:30:16	Dark	38.500	134	Bet TrA	2.8100	6600.0	77	26743	No
118	GOM_NL__2PRFIN20070412_083244_000000472057_00136_26743_9169.N1	12-APR-2007 08:32:44	Straylight	47.000	4	Alp1Cen	-0.010000	5800.0	94	26743	No
119	GOM_NL__2PRFIN20070412_083549_000000432057_00136_26743_9170.N1	12-APR-2007 08:35:49	Straylight	42.500	78	Alp Lup	2.3040	28000.	85	26743	No
120	GOM_NL__2PRFIN20070412_083725_000000442057_00136_26743_9171.N1	12-APR-2007 08:37:25	Straylight	44.000	81	Eta Cen	2.3560	28000.	88	26743	No
121	GOM_NL__2PRFIN20070412_083953_000000502057_00136_26743_9172.N1	12-APR-2007 08:39:53	Straylight	49.500	54	5The Cen	2.0550	4500.0	99	26743	No
122	GOM_NL__2PRFIN20070412_084512_000000422057_00136_26743_9173.N1	12-APR-2007 08:45:12	Tw_i_and_stray	42.000	106	9Bet Crv	2.6480	5600.0	84	26743	No
123	GOM_NL__2PRFIN20070412_084703_000000392057_00136_26743_9174.N1	12-APR-2007 08:47:03	Bright	38.500	100	4Gam Crv	2.5800	13100.	77	26743	No
124	GOM_NL__2PRFIN20070412_084832_000000452057_00136_26743_9175.N1	12-APR-2007 08:48:32	Bright	44.500	15	67Alp Vir	0.97600	28000.	89	26743	No
125	GOM_NL__2PRFIN20070412_085137_000000392057_00136_26743_9176.N1	12-APR-2007 08:51:37	Bright	38.500	121	29Gam Vir	2.7400	7200.0	77	26743	No
126	GOM_NL__2PRFIN20070412_085618_000000362057_00136_26743_9177.N1	12-APR-2007 08:56:18	Bright	36.000	62	94Bet Leo	2.1360	9700.0	72	26743	No
127	GOM_NL__2PRFIN20070412_090725_000000352057_00136_26743_9178.N1	12-APR-2007 09:07:25	Bright	35.000	87	64Gam UMa	2.4330	11000.	70	26743	No
128	GOM_NL__2PRFIN20070412_090844_000000372057_00136_26743_9179.N1	12-APR-2007 09:08:44	Bright	36.500	32	77Eps UMa	1.7630	11000.	73	26743	No
129	GOM_NL__2PRFIN20070412_091511_000000382057_00136_26743_9180.N1	12-APR-2007 09:15:11	Bright	37.500	60	7Bet UMi	2.0810	3950.0	75	26743	No
130	GOM_NL__2PRFIN20070412_091744_000000352057_00136_26743_9181.N1	12-APR-2007 09:17:44	Bright	35.000	49	1Alp UMi	1.9900	6300.0	70	26743	No
131	GOM_NL__2PRFIN20070412_092509_000000382057_00136_26743_9182.N1	12-APR-2007 09:25:09	Bright	37.500	89	5Alp Cep	2.4510	8000.0	75	26743	No
132	GOM_NL__2PRFIN20070412_093448_000000352057_00136_26743_9183.N1	12-APR-2007 09:34:48	Bright	35.000	164	44Eta Peg	2.9480	5400.0	70	26743	No
133	GOM_NL__2PRFIN20070412_094140_000000502057_00136_26743_9184.N1	12-APR-2007 09:41:40	Twilight	49.500	61	8Eps Peg	2.1000	3900.0	99	26743	No
134	GOM_NL__2PRFIN20070412_094408_000000432057_00136_26743_9185.N1	12-APR-2007 09:44:08	Dark	43.000	162	34Alp Aqr	2.9440	5350.0	86	26743	No
135	GOM_NL__2PRFIN20070412_094636_000000452057_00136_26743_9186.N1	12-APR-2007 09:46:36	Dark	44.500	154	22Bet Aqr	2.8990	5700.0	89	26743	No
136	GOM_NL__2PRFIN20070412_094902_000000422057_00136_26743_9187.N1	12-APR-2007 09:49:02	Dark	42.000	142	49Del Cap	2.8500	8900.0	84	26743	No
137	GOM_NL__2PRFIN20070412_100122_000000382057_00137_26744_9215.N1	12-APR-2007 10:01:22	Dark	38.000	45	Alp Pav	1.9400	26000.	76	26744	No
138	GOM_NL__2PRFIN20070412_100828_000000542057_00137_26744_9216.N1	12-APR-2007 10:08:28	Dark	54.000	141	Bet Ara	2.8400	4600.0	108	26744	No
139	GOM_NL__2PRFIN20070412_101052_000000392057_00137_26744_9217.N1	12-APR-2007 10:10:52	Dark	38.500	134	Bet TrA	2.8100	6600.0	77	26744	No
140	GOM_NL__2PRFIN20070412_101320_000000532057_00137_26744_9218.N1	12-APR-2007 10:13:20	Straylight	52.500	4	Alp1Cen	-0.010000	5800.0	105	26744	No
141	GOM_NL__2PRFIN20070412_101626_000000442057_00137_26744_9219.N1	12-APR-2007 10:16:26	Straylight	43.500	78	Alp Lup	2.3040	28000.	87	26744	No
142	GOM_NL__2PRFIN20070412_101802_000000452057_00137_26744_9220.N1	12-APR-2007 10:18:02	Straylight	44.500	81	Eta Cen	2.3560	28000.	89	26744	No
143	GOM_NL__2PRFIN20070412_102029_000000502057_00137_26744_9221.N1	12-APR-2007 10:20:29	Straylight	49.500	54	5The Cen	2.0550	4500.0	99	26744	No
144	GOM_NL__2PRFIN20070412_102548_000000432057_00137_26744_9222.N1	12-APR-2007 10:25:48	Tw_i_and_stray	43.000	106	9Bet Crv	2.6480	5600.0	86	26744	No
145	GOM_NL__2PRFIN20070412_102739_000000442057_00137_26744_9223.N1	12-APR-2007 10:27:39	Bright	44.000	100	4Gam Crv	2.5800	13100.	88	26744	No
146	GOM_NL__2PRFIN20070412_102908_000000472057_00137_26744_9224.N1	12-APR-2007 10:29:08	Bright	46.500	15	67Alp Vir	0.97600	28000.	93	26744	No
147	GOM_NL__2PRFIN20070412_103212_000000402057_00137_26744_9225.N1	12-APR-2007 10:32:12	Bright	40.000	121	29Gam Vir	2.7400	7200.0	80	26744	No
148	GOM_NL__2PRFIN20070412_103654_000000372057_00137_26744_9226.N1	12-APR-2007 10:36:54	Bright	36.500	62	94Bet Leo	2.1360	9700.0	73	26744	No
149	GOM_NL__2PRFIN20070412_104423_000000392057_00137_26744_9227.N1	12-APR-2007 10:44:23	Bright	38.500	152	12Alp2CVn	2.8900	11000.	77	26744	No
150	GOM_NL__2PRFIN20070412_104801_000000372057_00137_26744_9228.N1	12-APR-2007 10:48:01	Bright	37.000	87	64Gam UMa	2.4330	11000.	74	26744	No
151	GOM_NL__2PRFIN20070412_104920_000000382057_00137_26744_9229.N1	12-APR-2007 10:49:20	Bright	37.500	32	77Eps UMa	1.7630	11000.	75	26744	No
152	GOM_NL__2PRFIN20070412_105546_000000392057_00137_26744_9230.N1	12-APR-2007 10:55:46	Bright	38.500	60	7Bet UMi	2.0810	3950.0	77	26744	No
153	GOM_NL__2PRFIN20070412_105820_000000342057_00137_26744_9231.N1	12-APR-2007 10:58:20	Bright	34.000	49	1Alp UMi	1.9900	6300.0	68	26744	No
154	GOM_NL__2PRFIN20070412_110545_000000382057_00137_26744_9232.N1	12-APR-2007 11:05:45	Bright	37.500	89	5Alp Cep	2.4510	8000.0	75	26744	No
155	GOM_NL__2PRFIN20070412_111525_000000352057_00137_26744_9233.N1	12-APR-2007 11:15:25	Bright	34.500	164	44Eta Peg	2.9480	5400.0	69	26744	No
156	GOM_NL__2PRFIN20070412_112216_000000492057_00137_26744_9234.N1	12-APR-2007 11:22:16	Twilight	49.000	61	8Eps Peg	2.1000	3900.0	98	26744	No
157	GOM_NL__2PRFIN20070412_112445_000000432057_00137_26744_9235.N1	12-APR-2007 11:24:45	Dark	43.000	162	34Alp Aqr	2.9440	5350.0	86	26744	No
158	GOM_NL__2PRFIN20070412_112712_000000472057_00137_26744_9236.N1	12-APR-2007 11:27:12	Dark	46.500	154	22Bet Aqr	2.8990	5700.0	93	26744	No
159	GOM_NL__2PRFIN20070412_112939_000000422057_00137_26744_9237.N1	12-APR-2007 11:29:39	Dark	42.000	142	49Del Cap	2.8500	8900.0	84	26744	No
160	GOM_NL__2PRFIN20070412_114159_000000382057_00138_26745_9212.N1	12-APR-2007 11:41:59	Dark	38.000	45	Alp Pav	1.9400	26000.	76	26745	No

161	GOM_NL__2PRFIN20070412_114904_000000462057_00138_26745_9213.N1	12-APR-2007 11:49:04	Dark	45.500	141	Bet Ara	2.8400	4600.0	91	26745	No
162	GOM_NL__2PRFIN20070412_115129_000000382057_00138_26745_9214.N1	12-APR-2007 11:51:29	Dark	38.000	134	Bet TrA	2.8100	6600.0	76	26745	No
163	GOM_NL__2PRFIN20070412_115357_000000432057_00138_26745_9215.N1	12-APR-2007 11:53:57	Straylight	43.000	4	Alp1Cen	-0.010000	5800.0	86	26745	No
164	GOM_NL__2PRFIN20070412_115702_000000432057_00138_26745_9216.N1	12-APR-2007 11:57:02	Straylight	43.000	78	Alp Lup	2.3040	28000.	86	26745	No
165	GOM_NL__2PRFIN20070412_115838_000000432057_00138_26745_9217.N1	12-APR-2007 11:58:38	Straylight	42.500	81	Eta Cen	2.3560	28000.	85	26745	No
166	GOM_NL__2PRFIN20070412_120105_000000522057_00138_26745_9218.N1	12-APR-2007 12:01:05	Straylight	51.500	54	5The Cen	2.0550	4500.0	103	26745	No
167	GOM_NL__2PRFIN20070412_120624_000000412057_00138_26745_9219.N1	12-APR-2007 12:06:24	Tw_i_and_stray	41.000	106	9Bet Crv	2.6480	5600.0	82	26745	No
168	GOM_NL__2PRFIN20070412_120815_000000532057_00138_26745_9220.N1	12-APR-2007 12:08:15	Bright	53.000	100	4Gam Crv	2.5800	13100.	106	26745	No
169	GOM_NL__2PRFIN20070412_120944_000000452057_00138_26745_9221.N1	12-APR-2007 12:09:44	Bright	44.500	15	67Alp Vir	0.97600	28000.	89	26745	No
170	GOM_NL__2PRFIN20070412_121248_000000392057_00138_26745_9222.N1	12-APR-2007 12:12:48	Bright	38.500	121	29Gam Vir	2.7400	7200.0	77	26745	No
171	GOM_NL__2PRFIN20070412_121730_000000362057_00138_26745_9223.N1	12-APR-2007 12:17:30	Bright	35.500	62	94Bet Leo	2.1360	9700.0	71	26745	No
172	GOM_NL__2PRFIN20070412_122459_000000392057_00138_26745_9224.N1	12-APR-2007 12:24:59	Bright	38.500	152	12Alp2CVn	2.8900	11000.	77	26745	No
173	GOM_NL__2PRFIN20070412_122837_000000362057_00138_26745_9225.N1	12-APR-2007 12:28:37	Bright	36.000	87	64Gam UMa	2.4330	11000.	72	26745	No
174	GOM_NL__2PRFIN20070412_122955_000000402057_00138_26745_9226.N1	12-APR-2007 12:29:55	Bright	39.500	32	77Eps UMa	1.7630	11000.	79	26745	No
175	GOM_NL__2PRFIN20070412_123622_000000362057_00138_26745_9227.N1	12-APR-2007 12:36:22	Bright	36.000	60	7Bet UMi	2.0810	3950.0	72	26745	No
176	GOM_NL__2PRFIN20070412_123856_000000342057_00138_26745_9228.N1	12-APR-2007 12:38:56	Bright	33.500	49	1Alp UMi	1.9900	6300.0	67	26745	No
177	GOM_NL__2PRFIN20070412_124621_000000382057_00138_26745_9229.N1	12-APR-2007 12:46:21	Bright	37.500	89	5Alp Cep	2.4510	8000.0	75	26745	No
178	GOM_NL__2PRFIN20070412_125601_000000352057_00138_26745_9230.N1	12-APR-2007 12:56:01	Bright	35.000	164	44Eta Peg	2.9480	5400.0	70	26745	No
179	GOM_NL__2PRFIN20070412_130253_000000512057_00138_26745_9231.N1	12-APR-2007 13:02:53	Twilight	51.000	61	8Eps Peg	2.1000	3900.0	102	26745	No
180	GOM_NL__2PRFIN20070412_130521_000000422057_00138_26745_9232.N1	12-APR-2007 13:05:21	Dark	42.000	162	34Alp Aqr	2.9440	5350.0	84	26745	No
181	GOM_NL__2PRFIN20070412_130749_000000462057_00138_26745_9233.N1	12-APR-2007 13:07:49	Dark	46.000	154	22Bet Aqr	2.8990	5700.0	92	26745	No
182	GOM_NL__2PRFIN20070412_131015_000000452057_00138_26745_9234.N1	12-APR-2007 13:10:15	Dark	44.500	142	49Del Cap	2.8500	8900.0	89	26745	No
183	GOM_NL__2PRFIN20070412_132235_000000402057_00139_26746_9216.N1	12-APR-2007 13:22:35	Dark	39.500	45	Alp Pav	1.9400	26000.	79	26746	No
184	GOM_NL__2PRFIN20070412_132941_000000452057_00139_26746_9217.N1	12-APR-2007 13:29:41	Dark	44.500	141	Bet Ara	2.8400	4600.0	89	26746	No
185	GOM_NL__2PRFIN20070412_133205_000000382057_00139_26746_9218.N1	12-APR-2007 13:32:05	Dark	37.500	134	Bet TrA	2.8100	6600.0	75	26746	No
186	GOM_NL__2PRFIN20070412_133433_000000432057_00139_26746_9219.N1	12-APR-2007 13:34:33	Straylight	42.500	4	Alp1Cen	-0.010000	5800.0	85	26746	No
187	GOM_NL__2PRFIN20070412_133738_000000442057_00139_26746_9220.N1	12-APR-2007 13:37:38	Straylight	44.000	78	Alp Lup	2.3040	28000.	88	26746	No
188	GOM_NL__2PRFIN20070412_133914_000000442057_00139_26746_9221.N1	12-APR-2007 13:39:14	Straylight	44.000	81	Eta Cen	2.3560	28000.	88	26746	No
189	GOM_NL__2PRFIN20070412_134142_000000462057_00139_26746_9222.N1	12-APR-2007 13:41:42	Straylight	46.000	54	5The Cen	2.0550	4500.0	92	26746	No
190	GOM_NL__2PRFIN20070412_134700_000000432057_00139_26746_9223.N1	12-APR-2007 13:47:00	Tw_i_and_stray	42.500	106	9Bet Crv	2.6480	5600.0	85	26746	No
191	GOM_NL__2PRFIN20070412_134851_000000382057_00139_26746_9224.N1	12-APR-2007 13:48:51	Bright	37.500	100	4Gam Crv	2.5800	13100.	75	26746	No
192	GOM_NL__2PRFIN20070412_135020_000000462057_00139_26746_9225.N1	12-APR-2007 13:50:20	Bright	46.000	15	67Alp Vir	0.97600	28000.	92	26746	No
193	GOM_NL__2PRFIN20070412_135324_000000392057_00139_26746_9226.N1	12-APR-2007 13:53:24	Bright	38.500	121	29Gam Vir	2.7400	7200.0	77	26746	No
194	GOM_NL__2PRFIN20070412_135806_000000362057_00139_26746_9227.N1	12-APR-2007 13:58:06	Bright	35.500	62	94Bet Leo	2.1360	9700.0	71	26746	No
195	GOM_NL__2PRFIN20070412_140535_000000392057_00139_26746_9228.N1	12-APR-2007 14:05:35	Bright	38.500	152	12Alp2CVn	2.8900	11000.	77	26746	No
196	GOM_NL__2PRFIN20070412_140913_000000352057_00139_26746_9229.N1	12-APR-2007 14:09:13	Bright	35.000	87	64Gam UMa	2.4330	11000.	70	26746	No
197	GOM_NL__2PRFIN20070412_141031_000000392057_00139_26746_9230.N1	12-APR-2007 14:10:31	Bright	38.500	32	77Eps UMa	1.7630	11000.	77	26746	No
198	GOM_NL__2PRFIN20070412_141657_000000392057_00139_26746_9231.N1	12-APR-2007 14:16:57	Bright	39.000	60	7Bet UMi	2.0810	3950.0	78	26746	No
199	GOM_NL__2PRFIN20070412_141932_000000342057_00139_26746_9232.N1	12-APR-2007 14:19:32	Bright	33.500	49	1Alp UMi	1.9900	6300.0	67	26746	No
200	GOM_NL__2PRFIN20070412_142657_000000562057_00139_26746_9233.N1	12-APR-2007 14:26:57	Bright	56.000	89	5Alp Cep	2.4510	8000.0	112	26746	No
201	GOM_NL__2PRFIN20070412_143637_000000372057_00139_26746_9234.N1	12-APR-2007 14:36:37	Bright	36.500	164	44Eta Peg	2.9480	5400.0	73	26746	No
202	GOM_NL__2PRFIN20070412_144329_000000502057_00139_26746_9235.N1	12-APR-2007 14:43:29	Twilight	49.500	61	8Eps Peg	2.1000	3900.0	99	26746	No
203	GOM_NL__2PRFIN20070412_144557_000000462057_00139_26746_9236.N1	12-APR-2007 14:45:57	Dark	45.500	162	34Alp Aqr	2.9440	5350.0	91	26746	No
204	GOM_NL__2PRFIN20070412_144825_000000482057_00139_26746_9237.N1	12-APR-2007 14:48:25	Dark	47.500	154	22Bet Aqr	2.8990	5700.0	95	26746	No
205	GOM_NL__2PRFIN20070412_145051_000000422057_00139_26746_9238.N1	12-APR-2007 14:50:51	Dark	42.000	142	49Del Cap	2.8500	8900.0	84	26746	No
206	GOM_NL__2PRFIN20070412_150312_000000392057_00140_26747_9240.N1	12-APR-2007 15:03:12	Dark	38.500	45	Alp Pav	1.9400	26000.	77	26747	No
207	GOM_NL__2PRFIN20070412_151018_000000432057_00140_26747_9241.N1	12-APR-2007 15:10:18	Dark	43.000	141	Bet Ara	2.8400	4600.0	86	26747	No
208	GOM_NL__2PRFIN20070412_151241_000000392057_00140_26747_9242.N1	12-APR-2007 15:12:41	Dark	38.500	134	Bet TrA	2.8100	6600.0	77	26747	No
209	GOM_NL__2PRFIN20070412_151509_000000442057_00140_26747_9243.N1	12-APR-2007 15:15:09	Straylight	43.500	4	Alp1Cen	-0.010000	5800.0	87	26747	No
210	GOM_NL__2PRFIN20070412_151815_000000432057_00140_26747_9244.N1	12-APR-2007 15:18:15	Straylight	42.500	78	Alp Lup	2.3040	28000.	85	26747	No
211	GOM_NL__2PRFIN20070412_151951_000000462057_00140_26747_9245.N1	12-APR-2007 15:19:51	Straylight	45.500	81	Eta Cen	2.3560	28000.	91	26747	No
212	GOM_NL__2PRFIN20070412_152218_000000522057_00140_26747_9246.N1	12-APR-2007 15:22:18	Straylight	51.500	54	5The Cen	2.0550	4500.0	103	26747	No
213	GOM_NL__2PRFIN20070412_152736_000000402057_00140_26747_9247.N1	12-APR-2007 15:27:36	Tw_i_and_stray	40.000	106	9Bet Crv	2.6480	5600.0	80	26747	No
214	GOM_NL__2PRFIN20070412_152927_000000382057_00140_26747_9248.N1	12-APR-2007 15:29:27	Bright	38.000	100	4Gam Crv	2.5800	13100.	76	26747	No
215	GOM_NL__2PRFIN20070412_153055_000000452057_00140_26747_9249.N1	12-APR-2007 15:30:55	Bright	45.000	15	67Alp Vir	0.97600	28000.	90	26747	No
216	GOM_NL__2PRFIN20070412_153400_000000382057_00140_26747_9250.N1	12-APR-2007 15:34:00	Bright	38.000	121	29Gam Vir	2.7400	7200.0	76	26747	No
217	GOM_NL__2PRFIN20070412_153842_000000362057_00140_26747_9251.N1	12-APR-2007 15:38:42	Bright	36.000	62	94Bet Leo	2.1360	9700.0	72	26747	No
218	GOM_NL__2PRFIN20070412_154610_000000392057_00140_26747_9252.N1	12-APR-2007 15:46:10	Bright	38.500	152	12Alp2CVn	2.8900	11000.	77	26747	No
219	GOM_NL__2PRFIN20070412_154949_000000362057_00140_26747_9253.N1	12-APR-2007 15:49:49	Bright	35.500	87	64Gam UMa	2.4330	11000.	71	26747	No

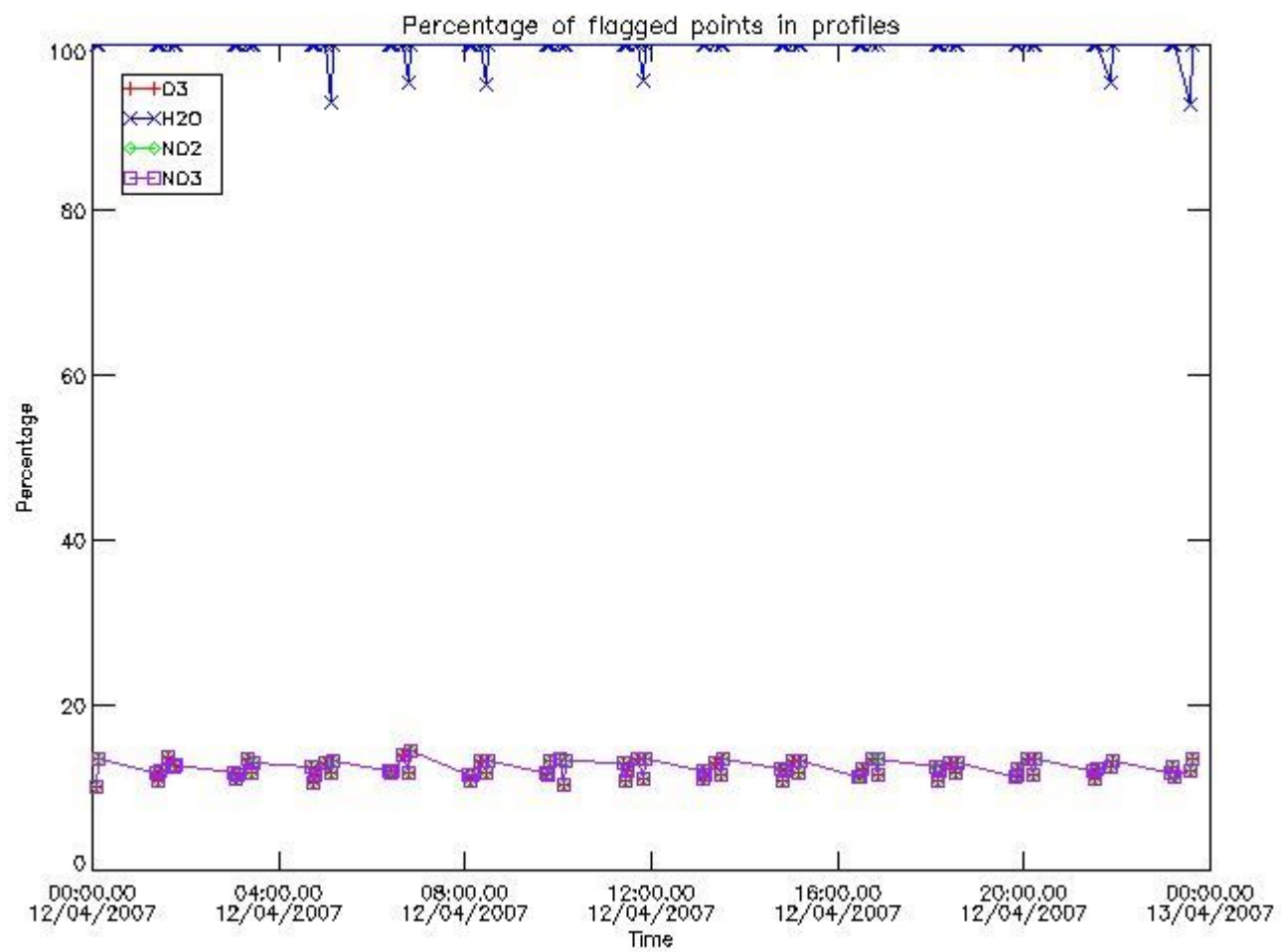
220	GOM_NL__2PRFIN20070412_155107_000000392057_00140_26747_9254.N1	12-APR-2007 15:51:07	Bright	39.000	32	77Eps UMa	1.7630	11000.	78	26747	No
221	GOM_NL__2PRFIN20070412_155733_000000382057_00140_26747_9255.N1	12-APR-2007 15:57:33	Bright	37.500	60	7Bet UMi	2.0810	3950.0	75	26747	No
222	GOM_NL__2PRFIN20070412_160008_000000362057_00140_26747_9256.N1	12-APR-2007 16:00:08	Bright	35.500	49	1Alp UMi	1.9900	6300.0	71	26747	No
223	GOM_NL__2PRFIN20070412_160732_000000382057_00140_26747_9257.N1	12-APR-2007 16:07:32	Bright	38.000	89	5Alp Cep	2.4510	8000.0	76	26747	No
224	GOM_NL__2PRFIN20070412_161713_000000352057_00140_26747_9258.N1	12-APR-2007 16:17:13	Bright	34.500	164	44Eta Peg	2.9480	5400.0	69	26747	No
225	GOM_NL__2PRFIN20070412_162405_000000502057_00140_26747_9259.N1	12-APR-2007 16:24:05	Twilight	49.500	61	8Eps Peg	2.1000	3900.0	99	26747	No
226	GOM_NL__2PRFIN20070412_162634_000000452057_00140_26747_9260.N1	12-APR-2007 16:26:34	Dark	45.000	162	34Alp Aqr	2.9440	5350.0	90	26747	No
227	GOM_NL__2PRFIN20070412_162902_000000452057_00140_26747_9261.N1	12-APR-2007 16:29:02	Dark	45.000	154	22Bet Aqr	2.8990	5700.0	90	26747	No
228	GOM_NL__2PRFIN20070412_163128_000000422057_00140_26747_9262.N1	12-APR-2007 16:31:28	Dark	41.500	142	49Del Cap	2.8500	8900.0	83	26747	No
229	GOM_NL__2PRFIN20070412_164348_000000382057_00141_26748_9256.N1	12-APR-2007 16:43:48	Dark	37.500	45	Alp Pav	1.9400	26000.	75	26748	No
230	GOM_NL__2PRFIN20070412_165054_000000452057_00141_26748_9257.N1	12-APR-2007 16:50:54	Dark	44.500	141	Bet Ara	2.8400	4600.0	89	26748	No
231	GOM_NL__2PRFIN20070412_165318_000000382057_00141_26748_9258.N1	12-APR-2007 16:53:18	Dark	38.000	134	Bet TrA	2.8100	6600.0	76	26748	No
232	GOM_NL__2PRFIN20070412_165546_000000492057_00141_26748_9259.N1	12-APR-2007 16:55:46	Straylight	49.000	4	Alp1Cen	-0.010000	5800.0	98	26748	No
233	GOM_NL__2PRFIN20070412_165851_000000432057_00141_26748_9260.N1	12-APR-2007 16:58:51	Straylight	42.500	78	Alp Lup	2.3040	28000.	85	26748	No
234	GOM_NL__2PRFIN20070412_170027_000000452057_00141_26748_9261.N1	12-APR-2007 17:00:27	Straylight	44.500	81	Eta Cen	2.3560	28000.	89	26748	No
235	GOM_NL__2PRFIN20070412_170254_000000502057_00141_26748_9262.N1	12-APR-2007 17:02:54	Straylight	50.000	54	5The Cen	2.0550	4500.0	100	26748	No
236	GOM_NL__2PRFIN20070412_170812_000000442057_00141_26748_9263.N1	12-APR-2007 17:08:12	Twi_and_stray	43.500	106	9Bet Crv	2.6480	5600.0	87	26748	No
237	GOM_NL__2PRFIN20070412_171003_000000412057_00141_26748_9264.N1	12-APR-2007 17:10:03	Bright	41.000	100	4Gam Crv	2.5800	13100.	82	26748	No
238	GOM_NL__2PRFIN20070412_171132_000000412057_00141_26748_9265.N1	12-APR-2007 17:11:32	Bright	41.000	15	67Alp Vir	0.97600	28000.	82	26748	No
239	GOM_NL__2PRFIN20070412_171436_000000382057_00141_26748_9266.N1	12-APR-2007 17:14:36	Bright	38.000	121	29Gam Vir	2.7400	7200.0	76	26748	No
240	GOM_NL__2PRFIN20070412_171832_000000412057_00141_26748_9267.N1	12-APR-2007 17:18:32	Bright	40.500	138	47Eps Vir	2.8280	4700.0	81	26748	No
241	GOM_NL__2PRFIN20070412_172646_000000392057_00141_26748_9268.N1	12-APR-2007 17:26:46	Bright	39.000	152	12Alp2CVn	2.8900	11000.	78	26748	No
242	GOM_NL__2PRFIN20070412_173025_000000352057_00141_26748_9269.N1	12-APR-2007 17:30:25	Bright	35.000	87	64Gam UMa	2.4330	11000.	70	26748	No
243	GOM_NL__2PRFIN20070412_173143_000000402057_00141_26748_9270.N1	12-APR-2007 17:31:43	Bright	40.000	32	77Eps UMa	1.7630	11000.	80	26748	No
244	GOM_NL__2PRFIN20070412_173809_000000372057_00141_26748_9271.N1	12-APR-2007 17:38:09	Bright	37.000	60	7Bet UMi	2.0810	3950.0	74	26748	No
245	GOM_NL__2PRFIN20070412_174044_000000362057_00141_26748_9272.N1	12-APR-2007 17:40:44	Bright	36.000	49	1Alp UMi	1.9900	6300.0	72	26748	No
246	GOM_NL__2PRFIN20070412_174808_000000382057_00141_26748_9273.N1	12-APR-2007 17:48:08	Bright	37.500	89	5Alp Cep	2.4510	8000.0	75	26748	No
247	GOM_NL__2PRFIN20070412_175749_000000362057_00141_26748_9274.N1	12-APR-2007 17:57:49	Bright	35.500	164	44Eta Peg	2.9480	5400.0	71	26748	No
248	GOM_NL__2PRFIN20070412_180442_000000512057_00141_26748_9275.N1	12-APR-2007 18:04:42	Twilight	50.500	61	8Eps Peg	2.1000	3900.0	101	26748	No
249	GOM_NL__2PRFIN20070412_180710_000000412057_00141_26748_9276.N1	12-APR-2007 18:07:10	Dark	41.000	162	34Alp Aqr	2.9440	5350.0	82	26748	No
250	GOM_NL__2PRFIN20070412_180938_000000472057_00141_26748_9277.N1	12-APR-2007 18:09:38	Dark	46.500	154	22Bet Aqr	2.8990	5700.0	93	26748	No
251	GOM_NL__2PRFIN20070412_181204_000000422057_00141_26748_9278.N1	12-APR-2007 18:12:04	Dark	42.000	142	49Del Cap	2.8500	8900.0	84	26748	No
252	GOM_NL__2PRFIN20070412_182425_000000392057_00142_26749_9305.N1	12-APR-2007 18:24:25	Dark	39.000	45	Alp Pav	1.9400	26000.	78	26749	No
253	GOM_NL__2PRFIN20070412_183131_000000432057_00142_26749_9306.N1	12-APR-2007 18:31:31	Dark	43.000	141	Bet Ara	2.8400	4600.0	86	26749	No
254	GOM_NL__2PRFIN20070412_183354_000000392057_00142_26749_9307.N1	12-APR-2007 18:33:54	Dark	39.000	134	Bet TrA	2.8100	6600.0	78	26749	No
255	GOM_NL__2PRFIN20070412_183622_000000512057_00142_26749_9308.N1	12-APR-2007 18:36:22	Straylight	51.000	4	Alp1Cen	-0.010000	5800.0	102	26749	No
256	GOM_NL__2PRFIN20070412_183928_000000422057_00142_26749_9309.N1	12-APR-2007 18:39:28	Straylight	41.500	78	Alp Lup	2.3040	28000.	83	26749	No
257	GOM_NL__2PRFIN20070412_184104_000000442057_00142_26749_9310.N1	12-APR-2007 18:41:04	Straylight	43.500	81	Eta Cen	2.3560	28000.	87	26749	No
258	GOM_NL__2PRFIN20070412_184331_000000482057_00142_26749_9311.N1	12-APR-2007 18:43:31	Straylight	48.000	54	5The Cen	2.0550	4500.0	96	26749	No
259	GOM_NL__2PRFIN20070412_184848_000000442057_00142_26749_9312.N1	12-APR-2007 18:48:48	Twi_and_stray	44.000	106	9Bet Crv	2.6480	5600.0	88	26749	No
260	GOM_NL__2PRFIN20070412_185039_000000392057_00142_26749_9313.N1	12-APR-2007 18:50:39	Bright	38.500	100	4Gam Crv	2.5800	13100.	77	26749	No
261	GOM_NL__2PRFIN20070412_185208_000000482057_00142_26749_9314.N1	12-APR-2007 18:52:08	Bright	47.500	15	67Alp Vir	0.97600	28000.	95	26749	No
262	GOM_NL__2PRFIN20070412_185512_000000392057_00142_26749_9315.N1	12-APR-2007 18:55:12	Bright	38.500	121	29Gam Vir	2.7400	7200.0	77	26749	No
263	GOM_NL__2PRFIN20070412_185908_000000412057_00142_26749_9316.N1	12-APR-2007 18:59:08	Bright	40.500	138	47Eps Vir	2.8280	4700.0	81	26749	No
264	GOM_NL__2PRFIN20070412_190722_000000392057_00142_26749_9317.N1	12-APR-2007 19:07:22	Bright	38.500	152	12Alp2CVn	2.8900	11000.	77	26749	No
265	GOM_NL__2PRFIN20070412_191101_000000362057_00142_26749_9318.N1	12-APR-2007 19:11:01	Bright	36.000	87	64Gam UMa	2.4330	11000.	72	26749	No
266	GOM_NL__2PRFIN20070412_191218_000000382057_00142_26749_9319.N1	12-APR-2007 19:12:18	Bright	38.000	32	77Eps UMa	1.7630	11000.	76	26749	No
267	GOM_NL__2PRFIN20070412_191845_000000392057_00142_26749_9320.N1	12-APR-2007 19:18:45	Bright	39.000	60	7Bet UMi	2.0810	3950.0	78	26749	No
268	GOM_NL__2PRFIN20070412_192120_000000362057_00142_26749_9321.N1	12-APR-2007 19:21:20	Bright	35.500	49	1Alp UMi	1.9900	6300.0	71	26749	No
269	GOM_NL__2PRFIN20070412_192844_000000372057_00142_26749_9322.N1	12-APR-2007 19:28:44	Bright	37.000	89	5Alp Cep	2.4510	8000.0	74	26749	No
270	GOM_NL__2PRFIN20070412_193825_000000342057_00142_26749_9323.N1	12-APR-2007 19:38:25	Bright	34.000	164	44Eta Peg	2.9480	5400.0	68	26749	No
271	GOM_NL__2PRFIN20070412_194518_000000512057_00142_26749_9324.N1	12-APR-2007 19:45:18	Twilight	50.500	61	8Eps Peg	2.1000	3900.0	101	26749	No
272	GOM_NL__2PRFIN20070412_194746_000000452057_00142_26749_9325.N1	12-APR-2007 19:47:46	Dark	45.000	162	34Alp Aqr	2.9440	5350.0	90	26749	No
273	GOM_NL__2PRFIN20070412_195015_000000482057_00142_26749_9326.N1	12-APR-2007 19:50:15	Dark	48.000	154	22Bet Aqr	2.8990	5700.0	96	26749	No
274	GOM_NL__2PRFIN20070412_195241_000000422057_00142_26749_9327.N1	12-APR-2007 19:52:41	Dark	41.500	142	49Del Cap	2.8500	8900.0	83	26749	No
275	GOM_NL__2PRFIN20070412_200501_000000382057_00143_26750_9342.N1	12-APR-2007 20:05:01	Dark	38.000	45	Alp Pav	1.9400	26000.	76	26750	No
276	GOM_NL__2PRFIN20070412_201208_000000442057_00143_26750_9343.N1	12-APR-2007 20:12:08	Dark	44.000	141	Bet Ara	2.8400	4600.0	88	26750	No
277	GOM_NL__2PRFIN20070412_201431_000000382057_00143_26750_9344.N1	12-APR-2007 20:14:31	Dark	38.000	134	Bet TrA	2.8100	6600.0	76	26750	No
278	GOM_NL__2PRFIN20070412_201658_000000522057_00143_26750_9345.N1	12-APR-2007 20:16:58	Straylight	51.500	4	Alp1Cen	-0.010000	5800.0	103	26750	No

279	GOM_NL__2PRFIN20070412_202004_000000432057_00143_26750_9346.N1	12-APR-2007 20:20:04	Straylight	42.500	78	Alp Lup	2.3040	28000.	85	26750	No
280	GOM_NL__2PRFIN20070412_202140_000000452057_00143_26750_9347.N1	12-APR-2007 20:21:40	Straylight	44.500	81	Eta Cen	2.3560	28000.	89	26750	No
281	GOM_NL__2PRFIN20070412_202407_000000492057_00143_26750_9348.N1	12-APR-2007 20:24:07	Straylight	48.500	54	5The Cen	2.0550	4500.0	97	26750	No
282	GOM_NL__2PRFIN20070412_202924_000000402057_00143_26750_9349.N1	12-APR-2007 20:29:24	Tw_i_and_stray	40.000	106	9Bet Crv	2.6480	5600.0	80	26750	No
283	GOM_NL__2PRFIN20070412_203115_000000402057_00143_26750_9350.N1	12-APR-2007 20:31:15	Bright	40.000	100	4Gam Crv	2.5800	13100.	80	26750	No
284	GOM_NL__2PRFIN20070412_203244_000000472057_00143_26750_9351.N1	12-APR-2007 20:32:44	Bright	46.500	15	67Alp Vir	0.97600	28000.	93	26750	No
285	GOM_NL__2PRFIN20070412_203548_000000372057_00143_26750_9352.N1	12-APR-2007 20:35:48	Bright	37.000	121	29Gam Vir	2.7400	7200.0	74	26750	No
286	GOM_NL__2PRFIN20070412_203944_000000412057_00143_26750_9353.N1	12-APR-2007 20:39:44	Bright	40.500	138	47Eps Vir	2.8280	4700.0	81	26750	No
287	GOM_NL__2PRFIN20070412_204757_000000402057_00143_26750_9354.N1	12-APR-2007 20:47:57	Bright	39.500	152	12Alp2CVn	2.8900	11000.	79	26750	No
288	GOM_NL__2PRFIN20070412_205136_000000372057_00143_26750_9355.N1	12-APR-2007 20:51:36	Bright	36.500	87	64Gam UMa	2.4330	11000.	73	26750	No
289	GOM_NL__2PRFIN20070412_205254_000000382057_00143_26750_9356.N1	12-APR-2007 20:52:54	Bright	38.000	32	77Eps UMa	1.7630	11000.	76	26750	No
290	GOM_NL__2PRFIN20070412_205920_000000382057_00143_26750_9357.N1	12-APR-2007 20:59:20	Bright	38.000	60	7Bet UMi	2.0810	3950.0	76	26750	No
291	GOM_NL__2PRFIN20070412_210156_000000352057_00143_26750_9358.N1	12-APR-2007 21:01:56	Bright	35.000	49	1Alp UMi	1.9900	6300.0	70	26750	No
292	GOM_NL__2PRFIN20070412_210920_000000382057_00143_26750_9359.N1	12-APR-2007 21:09:20	Bright	38.000	89	5Alp Cep	2.4510	8000.0	76	26750	No
293	GOM_NL__2PRFIN20070412_211901_000000362057_00143_26750_9360.N1	12-APR-2007 21:19:01	Bright	36.000	164	44Eta Peg	2.9480	5400.0	72	26750	No
294	GOM_NL__2PRFIN20070412_212555_000000562057_00143_26750_9361.N1	12-APR-2007 21:25:55	Twilight	55.500	61	8Eps Peg	2.1000	3900.0	111	26750	No
295	GOM_NL__2PRFIN20070412_212823_000000432057_00143_26750_9362.N1	12-APR-2007 21:28:23	Dark	42.500	162	34Alp Aqr	2.9440	5350.0	85	26750	No
296	GOM_NL__2PRFIN20070412_213051_000000452057_00143_26750_9363.N1	12-APR-2007 21:30:51	Dark	45.000	154	22Bet Aqr	2.8990	5700.0	90	26750	No
297	GOM_NL__2PRFIN20070412_213317_000000422057_00143_26750_9364.N1	12-APR-2007 21:33:17	Dark	41.500	142	49Del Cap	2.8500	8900.0	83	26750	No
298	GOM_NL__2PRFIN20070412_215244_000000452057_00144_26751_9353.N1	12-APR-2007 21:52:44	Dark	44.500	141	Bet Ara	2.8400	4600.0	89	26751	No
299	GOM_NL__2PRFIN20070412_215507_000000392057_00144_26751_9354.N1	12-APR-2007 21:55:07	Dark	38.500	134	Bet TrA	2.8100	6600.0	77	26751	No
300	GOM_NL__2PRFIN20070412_215735_000000462057_00144_26751_9355.N1	12-APR-2007 21:57:35	Straylight	45.500	4	Alp1Cen	-0.010000	5800.0	91	26751	No
301	GOM_NL__2PRFIN20070412_220041_000000432057_00144_26751_9356.N1	12-APR-2007 22:00:41	Straylight	43.000	78	Alp Lup	2.3040	28000.	86	26751	No
302	GOM_NL__2PRFIN20070412_220217_000000472057_00144_26751_9357.N1	12-APR-2007 22:02:17	Straylight	46.500	81	Eta Cen	2.3560	28000.	93	26751	No
303	GOM_NL__2PRFIN20070412_220443_000000482057_00144_26751_9358.N1	12-APR-2007 22:04:43	Straylight	47.500	54	5The Cen	2.0550	4500.0	95	26751	No
304	GOM_NL__2PRFIN20070412_221001_000000432057_00144_26751_9359.N1	12-APR-2007 22:10:01	Tw_i_and_stray	43.000	106	9Bet Crv	2.6480	5600.0	86	26751	No
305	GOM_NL__2PRFIN20070412_221151_000000532057_00144_26751_9360.N1	12-APR-2007 22:11:51	Bright	53.000	100	4Gam Crv	2.5800	13100.	106	26751	No
306	GOM_NL__2PRFIN20070412_221319_000000462057_00144_26751_9361.N1	12-APR-2007 22:13:19	Bright	46.000	15	67Alp Vir	0.97600	28000.	92	26751	No
307	GOM_NL__2PRFIN20070412_221624_000000382057_00144_26751_9362.N1	12-APR-2007 22:16:24	Bright	38.000	121	29Gam Vir	2.7400	7200.0	76	26751	No
308	GOM_NL__2PRFIN20070412_222020_000000412057_00144_26751_9363.N1	12-APR-2007 22:20:20	Bright	40.500	138	47Eps Vir	2.8280	4700.0	81	26751	No
309	GOM_NL__2PRFIN20070412_222833_000000392057_00144_26751_9364.N1	12-APR-2007 22:28:33	Bright	38.500	152	12Alp2CVn	2.8900	11000.	77	26751	No
310	GOM_NL__2PRFIN20070412_223212_000000342057_00144_26751_9365.N1	12-APR-2007 22:32:12	Bright	34.000	87	64Gam UMa	2.4330	11000.	68	26751	No
311	GOM_NL__2PRFIN20070412_223330_000000372057_00144_26751_9366.N1	12-APR-2007 22:33:30	Bright	36.500	32	77Eps UMa	1.7630	11000.	73	26751	No
312	GOM_NL__2PRFIN20070412_223956_000000372057_00144_26751_9367.N1	12-APR-2007 22:39:56	Bright	37.000	60	7Bet UMi	2.0810	3950.0	74	26751	No
313	GOM_NL__2PRFIN20070412_224232_000000332057_00144_26751_9368.N1	12-APR-2007 22:42:32	Bright	32.500	49	1Alp UMi	1.9900	6300.0	65	26751	No
314	GOM_NL__2PRFIN20070412_224955_000000382057_00144_26751_9369.N1	12-APR-2007 22:49:55	Bright	37.500	89	5Alp Cep	2.4510	8000.0	75	26751	No
315	GOM_NL__2PRFIN20070412_225937_000000352057_00144_26751_9370.N1	12-APR-2007 22:59:37	Bright	34.500	164	44Eta Peg	2.9480	5400.0	69	26751	No
316	GOM_NL__2PRFIN20070412_230631_000000462057_00144_26751_9371.N1	12-APR-2007 23:06:31	Twilight	46.000	61	8Eps Peg	2.1000	3900.0	92	26751	No
317	GOM_NL__2PRFIN20070412_230859_000000442057_00144_26751_9372.N1	12-APR-2007 23:08:59	Dark	43.500	162	34Alp Aqr	2.9440	5350.0	87	26751	No
318	GOM_NL__2PRFIN20070412_231128_000000452057_00144_26751_9373.N1	12-APR-2007 23:11:28	Dark	44.500	154	22Bet Aqr	2.8990	5700.0	89	26751	No
319	GOM_NL__2PRFIN20070412_231354_000000452057_00144_26751_9374.N1	12-APR-2007 23:13:54	Dark	45.000	142	49Del Cap	2.8500	8900.0	90	26751	No
320	GOM_NL__2PRFIN20070412_233321_000000432057_00145_26752_9371.N1	12-APR-2007 23:33:21	Dark	42.500	141	Bet Ara	2.8400	4600.0	85	26752	No
321	GOM_NL__2PRFIN20070412_233543_000000382057_00145_26752_9372.N1	12-APR-2007 23:35:43	Dark	38.000	134	Bet TrA	2.8100	6600.0	76	26752	No
322	GOM_NL__2PRFIN20070412_233811_000000542057_00145_26752_9373.N1	12-APR-2007 23:38:11	Straylight	54.000	4	Alp1Cen	-0.010000	5800.0	108	26752	No
323	GOM_NL__2PRFIN20070412_234117_000000442057_00145_26752_9374.N1	12-APR-2007 23:41:17	Straylight	43.500	78	Alp Lup	2.3040	28000.	87	26752	No
324	GOM_NL__2PRFIN20070412_234253_000000442057_00145_26752_9375.N1	12-APR-2007 23:42:53	Straylight	44.000	81	Eta Cen	2.3560	28000.	88	26752	No
325	GOM_NL__2PRFIN20070412_234520_000000472057_00145_26752_9376.N1	12-APR-2007 23:45:20	Straylight	47.000	54	5The Cen	2.0550	4500.0	94	26752	No
326	GOM_NL__2PRFIN20070412_235036_000000422057_00145_26752_9377.N1	12-APR-2007 23:50:36	Tw_i_and_stray	41.500	106	9Bet Crv	2.6480	5600.0	83	26752	No
327	GOM_NL__2PRFIN20070412_235227_000000402057_00145_26752_9378.N1	12-APR-2007 23:52:27	Bright	39.500	100	4Gam Crv	2.5800	13100.	79	26752	No
328	GOM_NL__2PRFIN20070412_235355_000000552057_00145_26752_9379.N1	12-APR-2007 23:53:55	Bright	55.000	15	67Alp Vir	0.97600	28000.	110	26752	No
329	GOM_NL__2PRFIN20070412_235700_000000382057_00145_26752_9380.N1	12-APR-2007 23:57:00	Bright	37.500	121	29Gam Vir	2.7400	7200.0	75	26752	No

3. Quality information per product

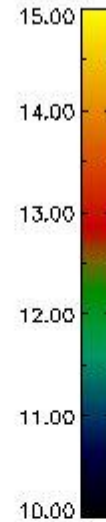
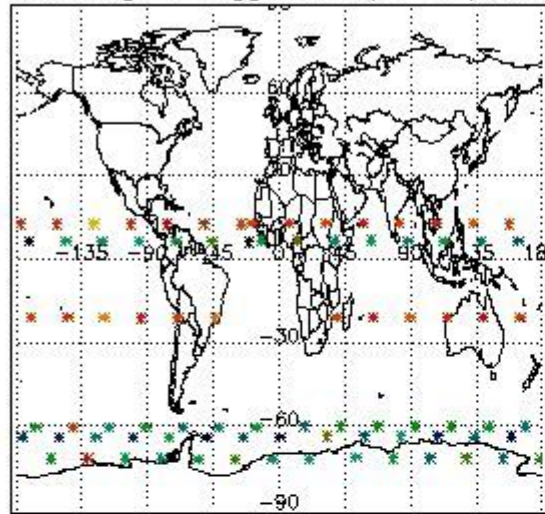
In this section it is plotted some information contained in the Quality Summary data set of the level 2 products. Only products in dark limb conditions and without errors (error flag in the MPH set to "0") are used.

3.1 Plot quality information per product (time dependant)

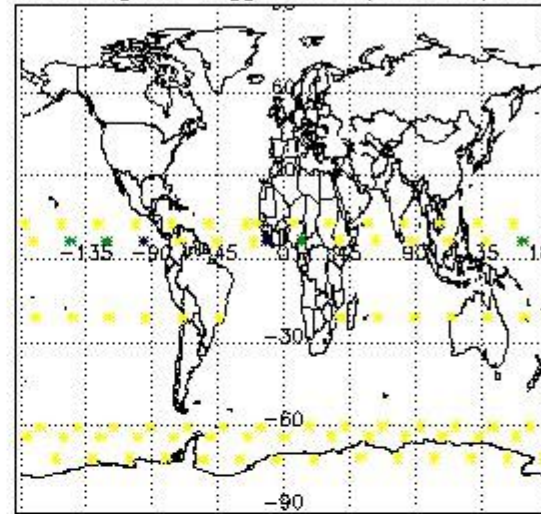


3.2 Plot quality information per product (world map)

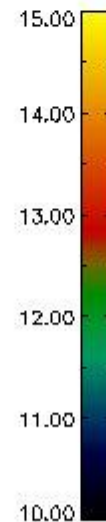
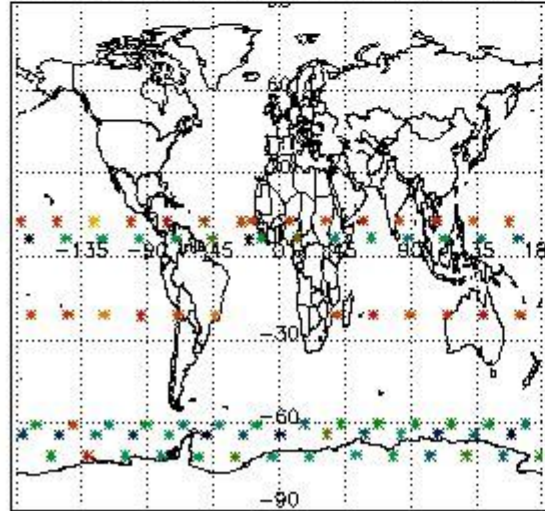
Percentage of flagged data per O3 profile



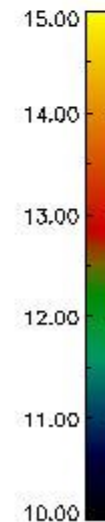
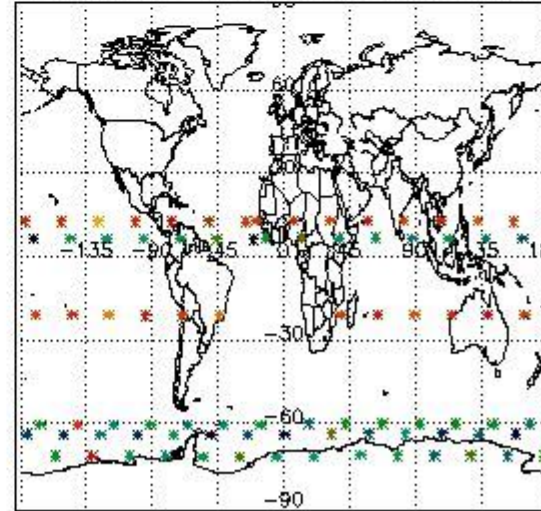
Percentage of flagged data per H2O profile



Percentage of flagged data per NO2 profile



Percentage of flagged data per NO3 profile

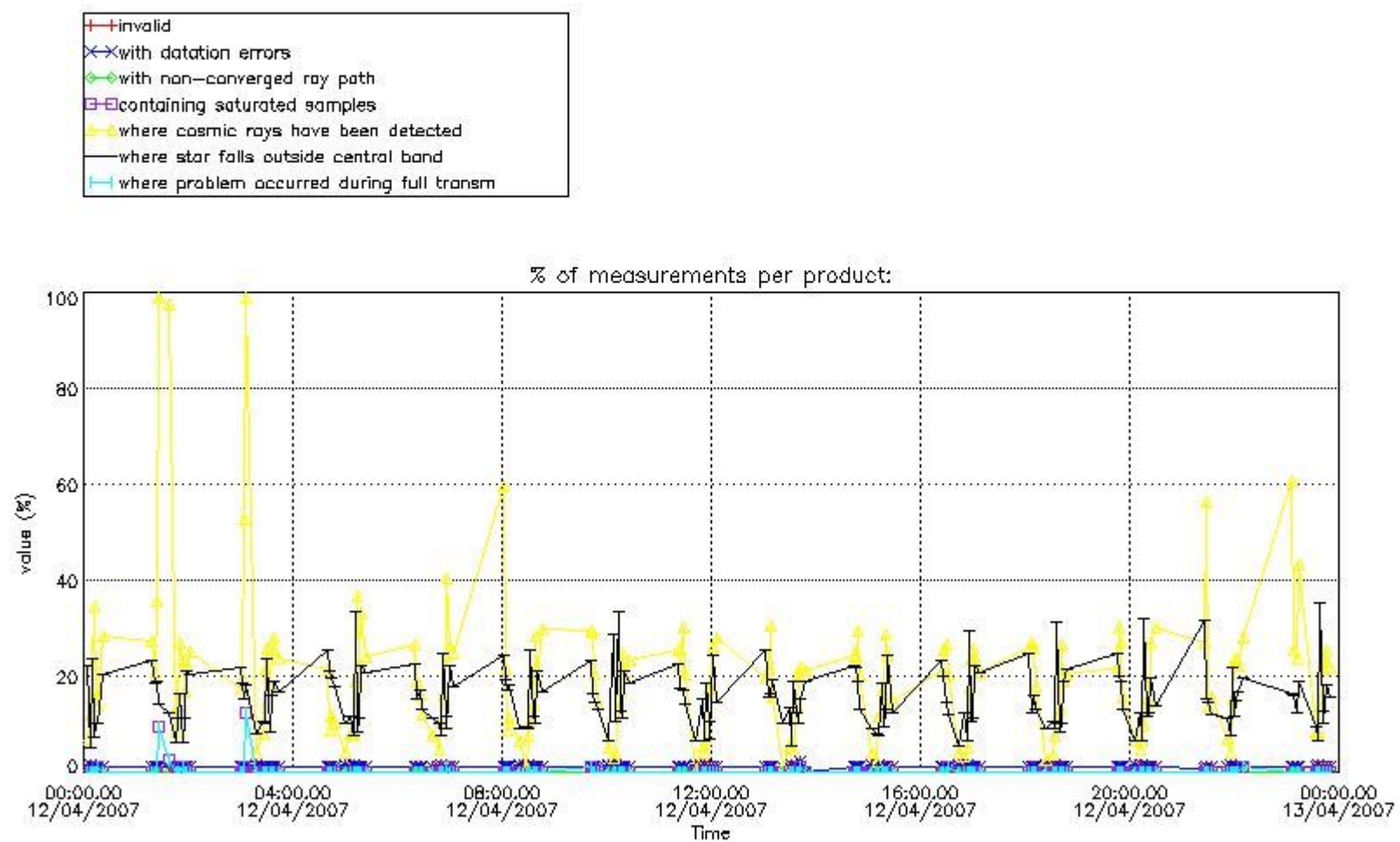


4. Level 1 quality information per product

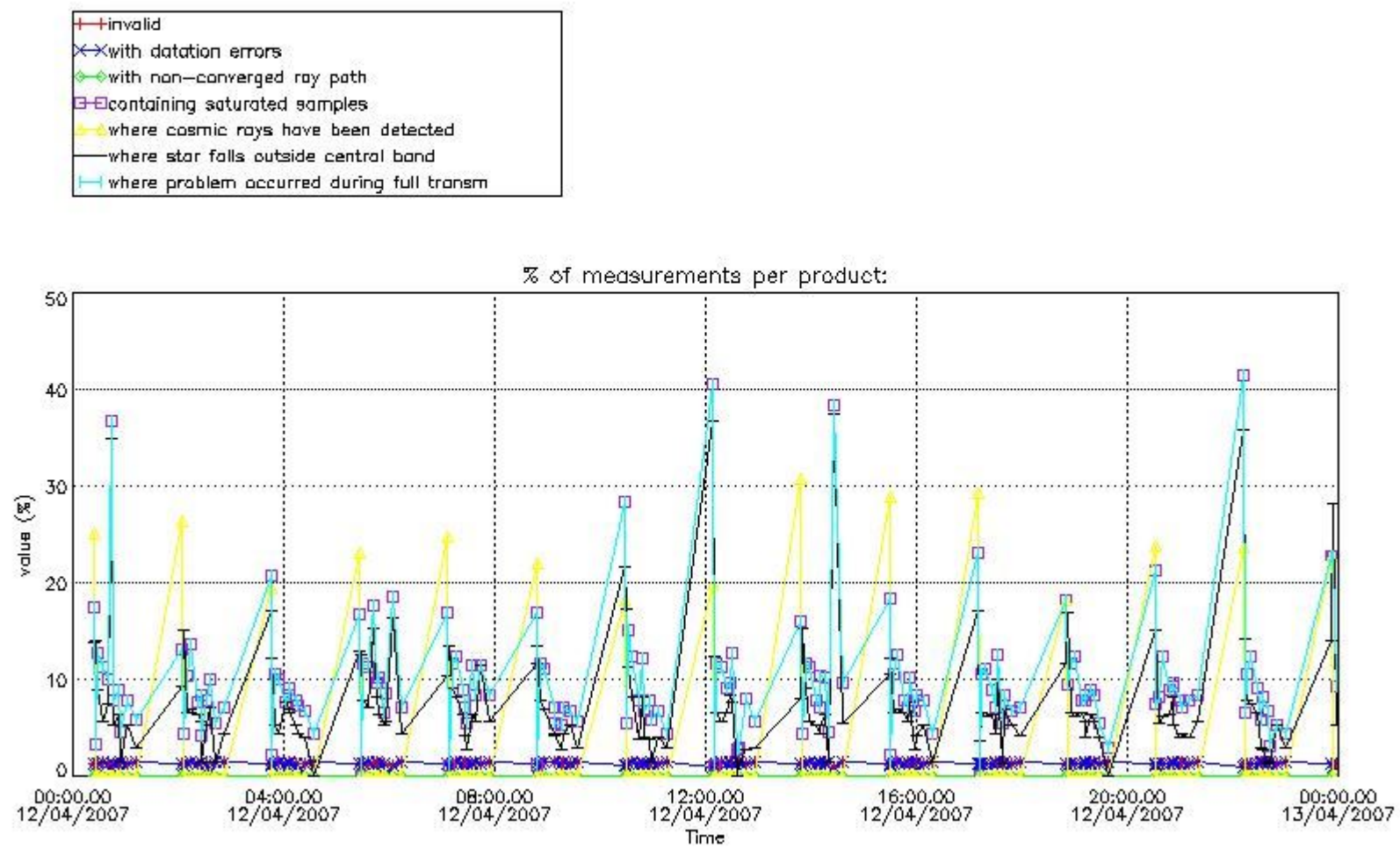
In this section it is plotted some information contained in the Quality Summary data set of the level 2 products that comes from the level 1b processing. Products without errors (error flag in the MPH set to "0") are used.

4.1 Plot quality information per product (time dependant) coming from level 1b processing

4.1.1 Plot level 1 quality information per product (time dependant): ENVISAT ASCENDING passes

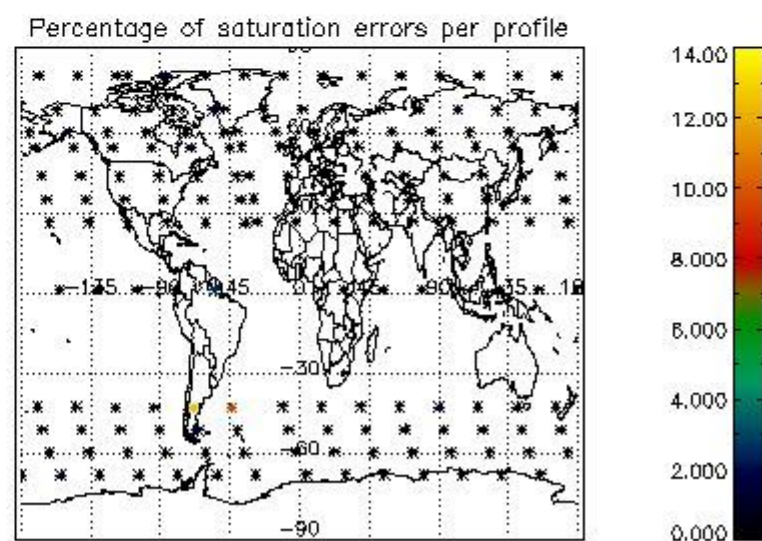
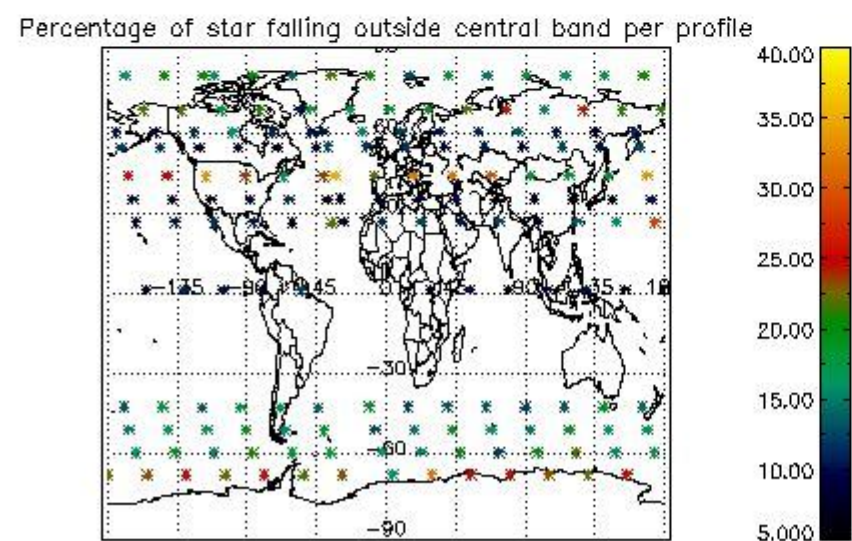
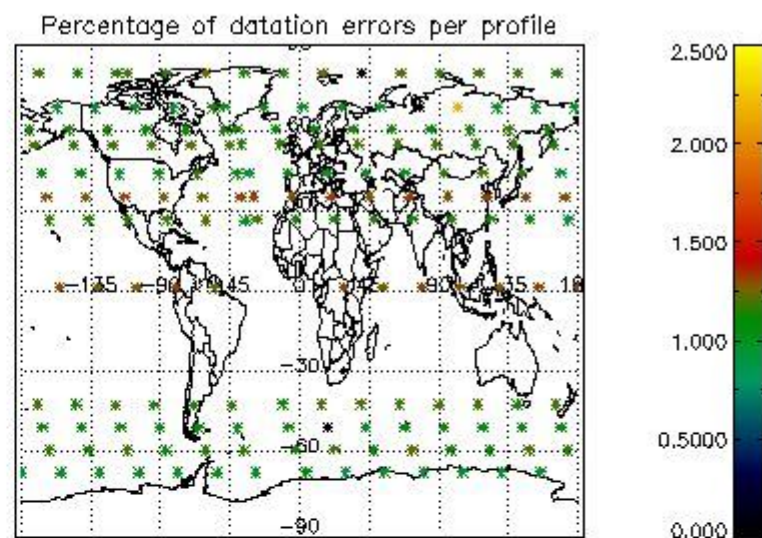
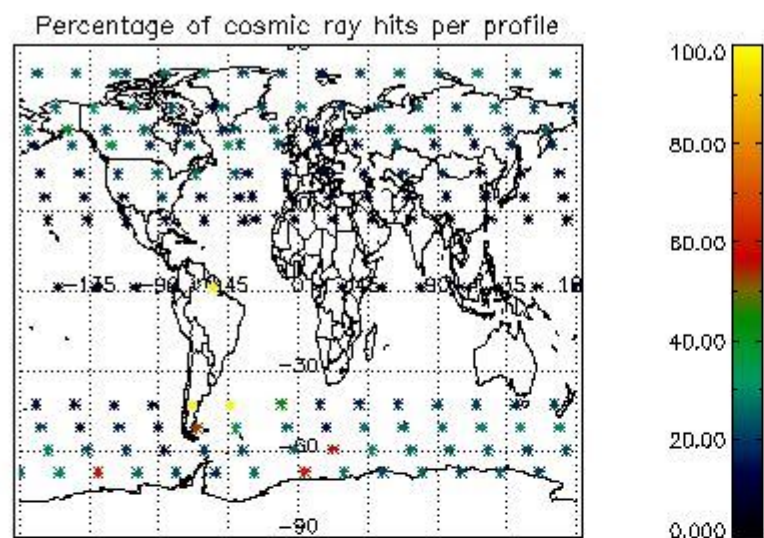


4.1.2 Plot level 1 quality information per product (time dependant): ENVI SAT DESCENDING passes

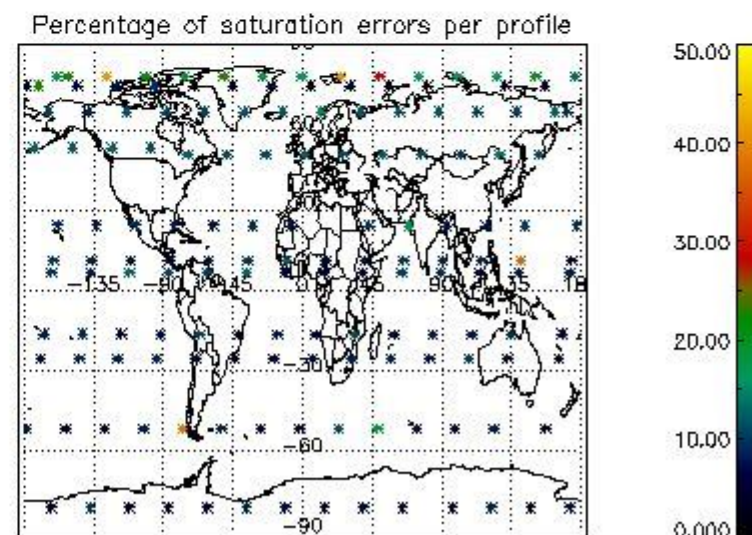
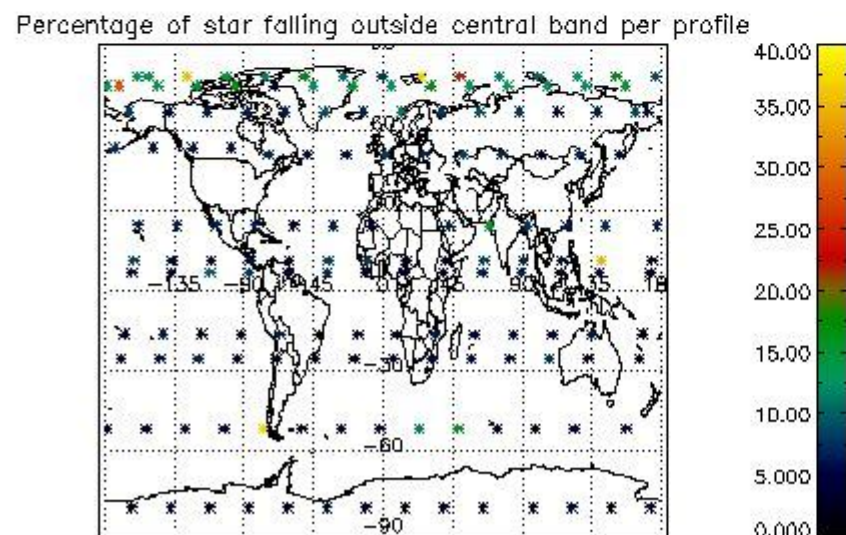
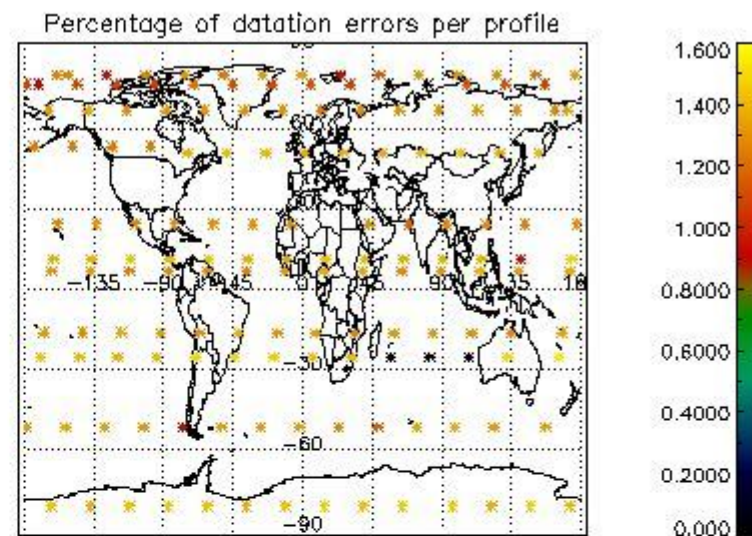
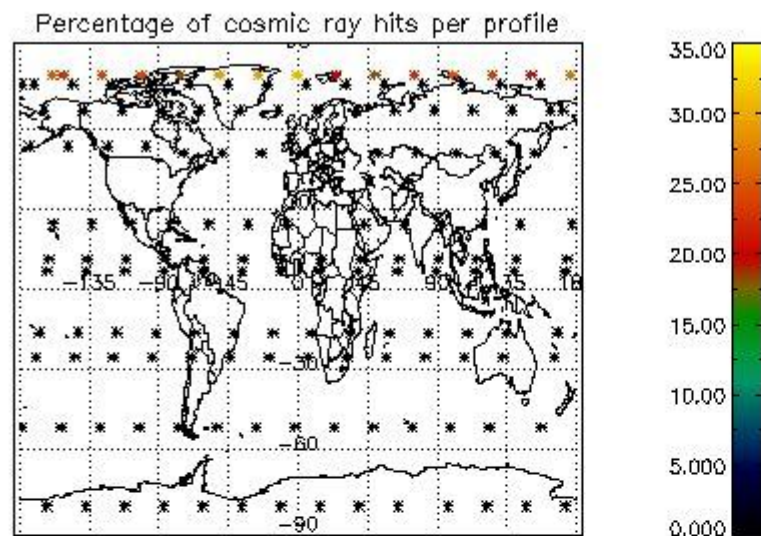


4.2 Plot quality information per product coming from level 1b processing (world map)

4.2.1 Plot level 1 quality information per product (world map): ENVISAT ASCENDING passes



4.2.2 Plot level 1 quality information per product (world map): ENVISAT DESCENDING passes



5. Trace gas profiles

5.1 Ozone statistics based on quality of products

The final quality of the products can be "measured" using the STD (Standard Deviation) attached to every point profile. This information is written to the parameter GOM_NL__2P/NL_LOCAL_SPECIES_DENSITY/o3_std of the level 2 products. The table below shows the statistics for given STD ranges.

The statistics are given with respect to the overall valid production:

- Products without fatal errors: GOM_NL__2P/MPH/PRODUCT_ERR=0
- Valid point profile: GOM_NL__2P/NL_LOCAL_SPECIES_DENSITY/pcd(0)=0

The 'Criteria' is applied to valid points of dark limb products:

- Products in dark limb illumination condition: GOM_NL__2P/NL_SUMMARY_QUALITY/obs_ill_cond=0
- Products without fatal errors: GOM_NL__2P/MPH/PRODUCT_ERR=0
- Valid point profile: GOM_NL__2P/NL_LOCAL_SPECIES_DENSITY/pcd(0)=0

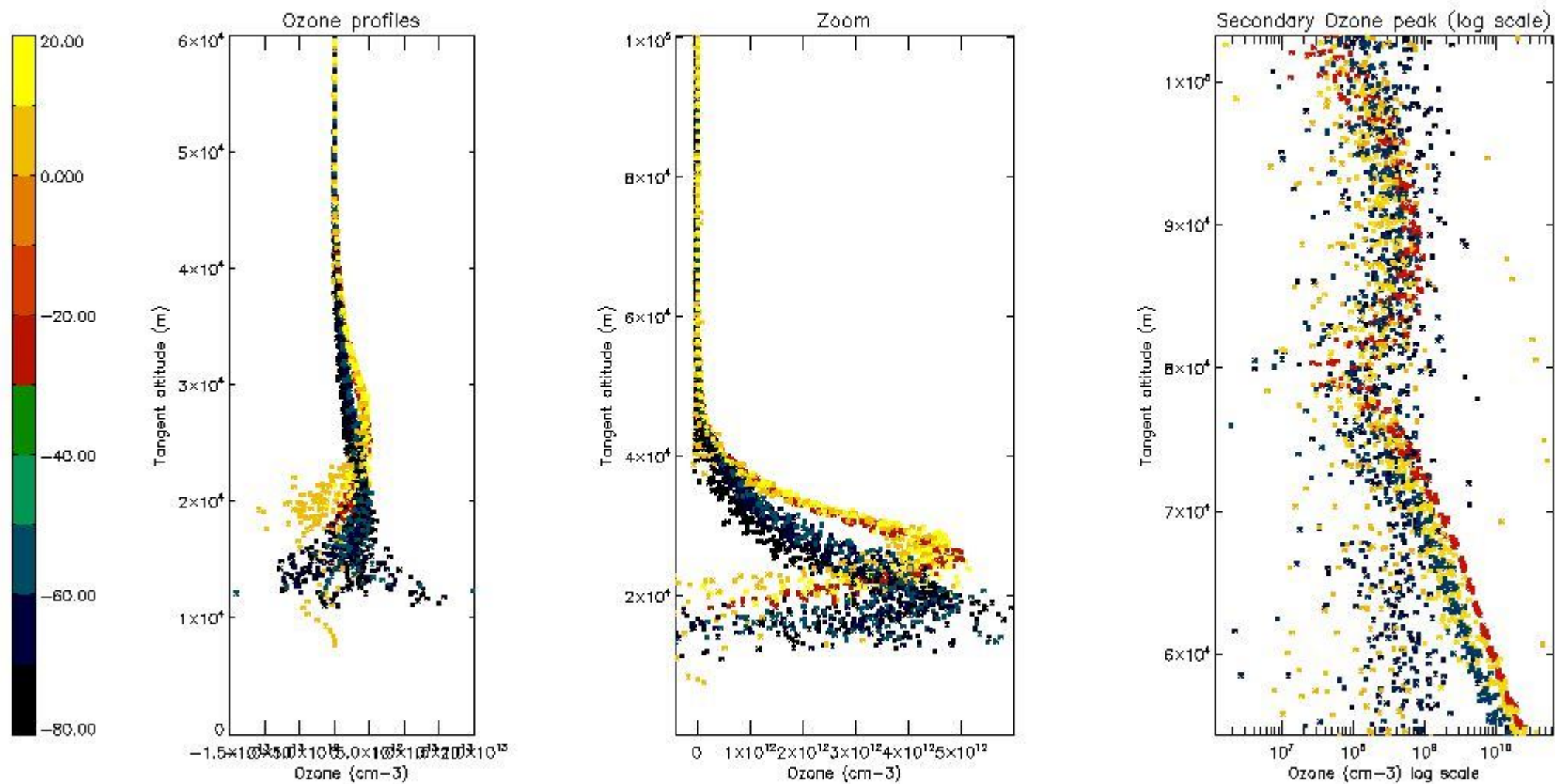
So, the table below shows the percentage of dark limb and valid observations for each criteria with respect to the overall valid daily observations.

Criteria	% of total production
All STD	27
STD < 20	10

STD < 10	5
STD < 5	2

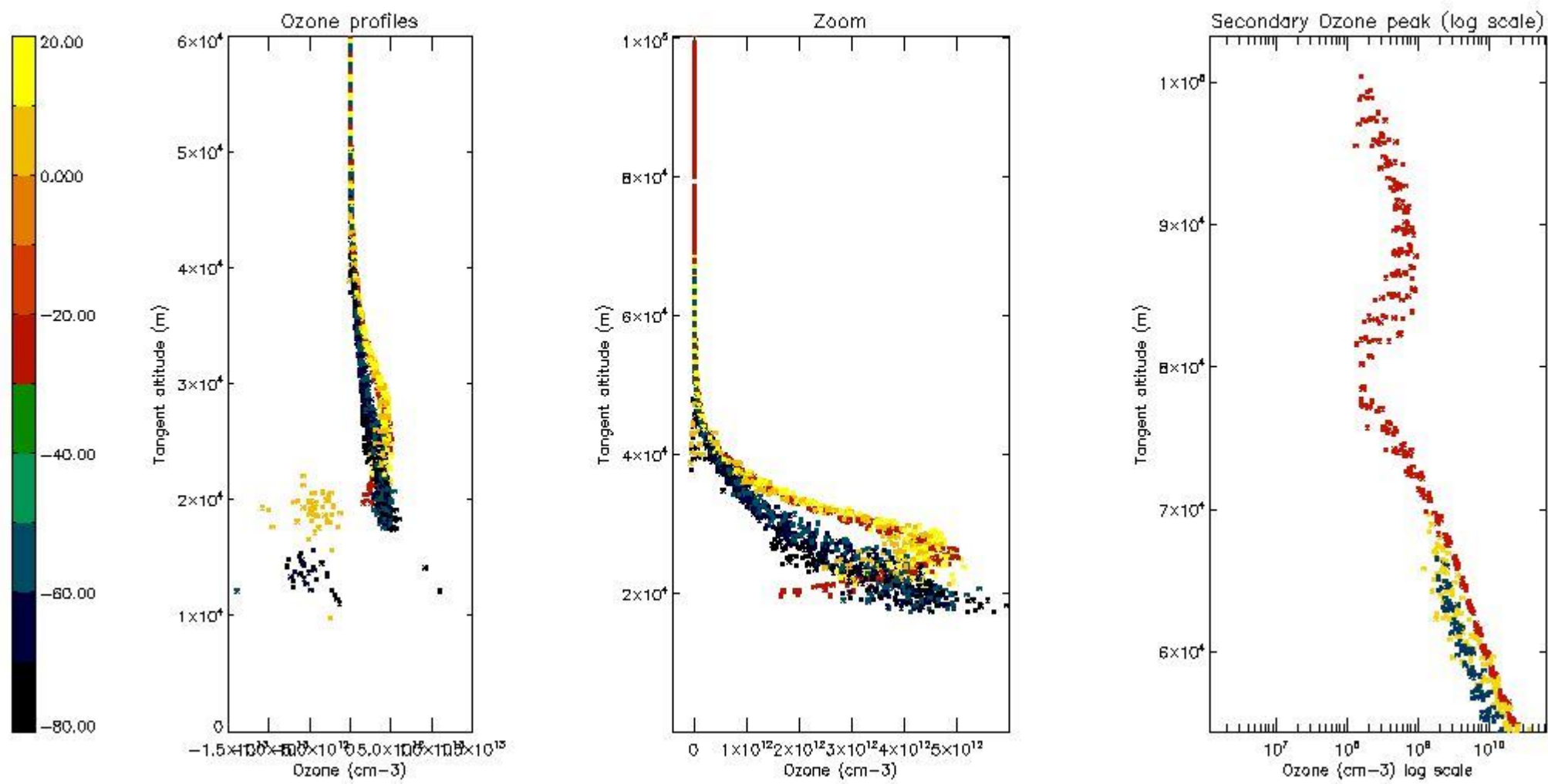
5.2 Plot ozone profiles for all STD (dark without errors)

The colorbar represents the latitude.



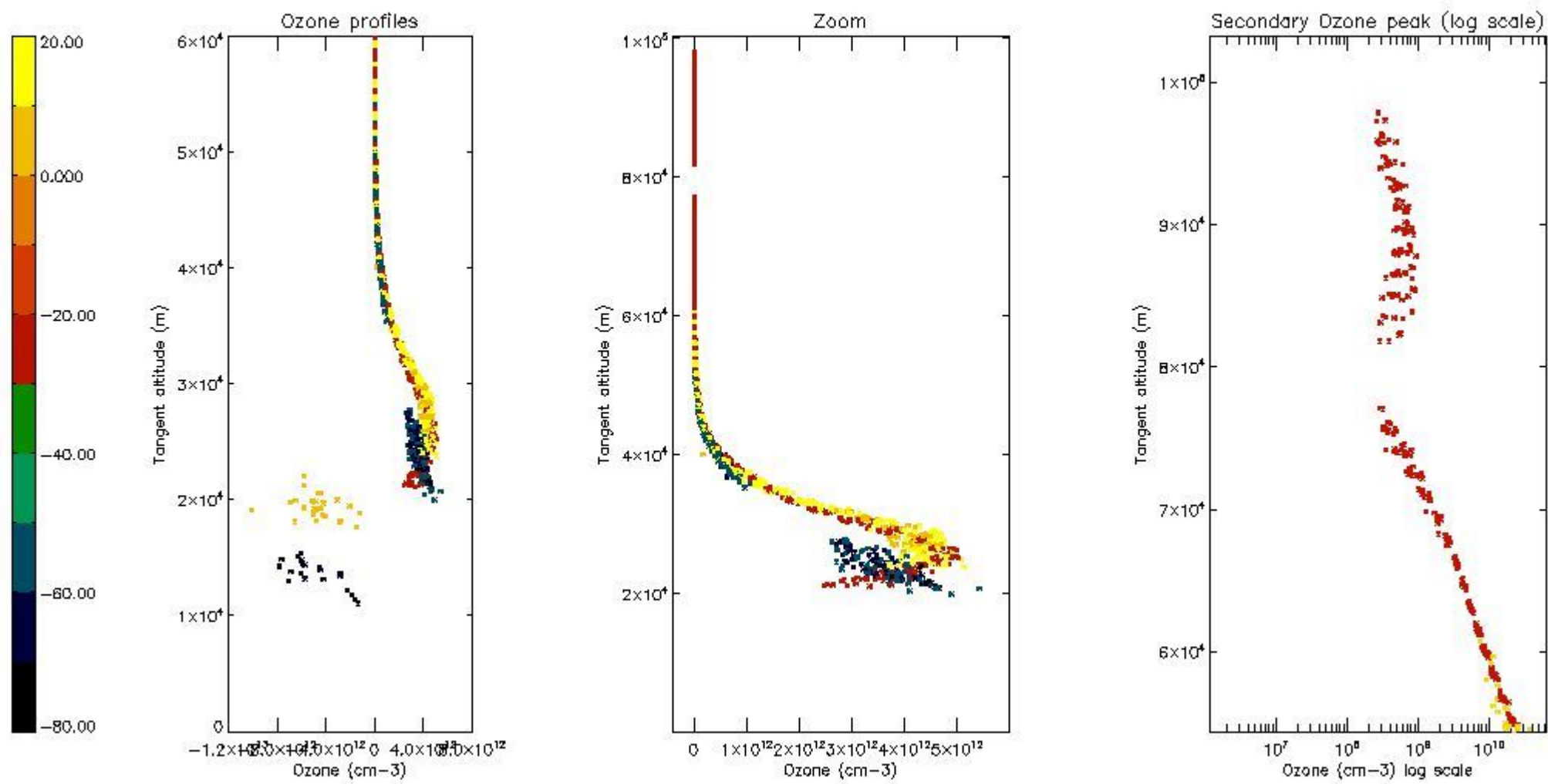
5.3 Plot ozone profiles where STD < 20% (dark without errors)

The colorbar represents the latitude.



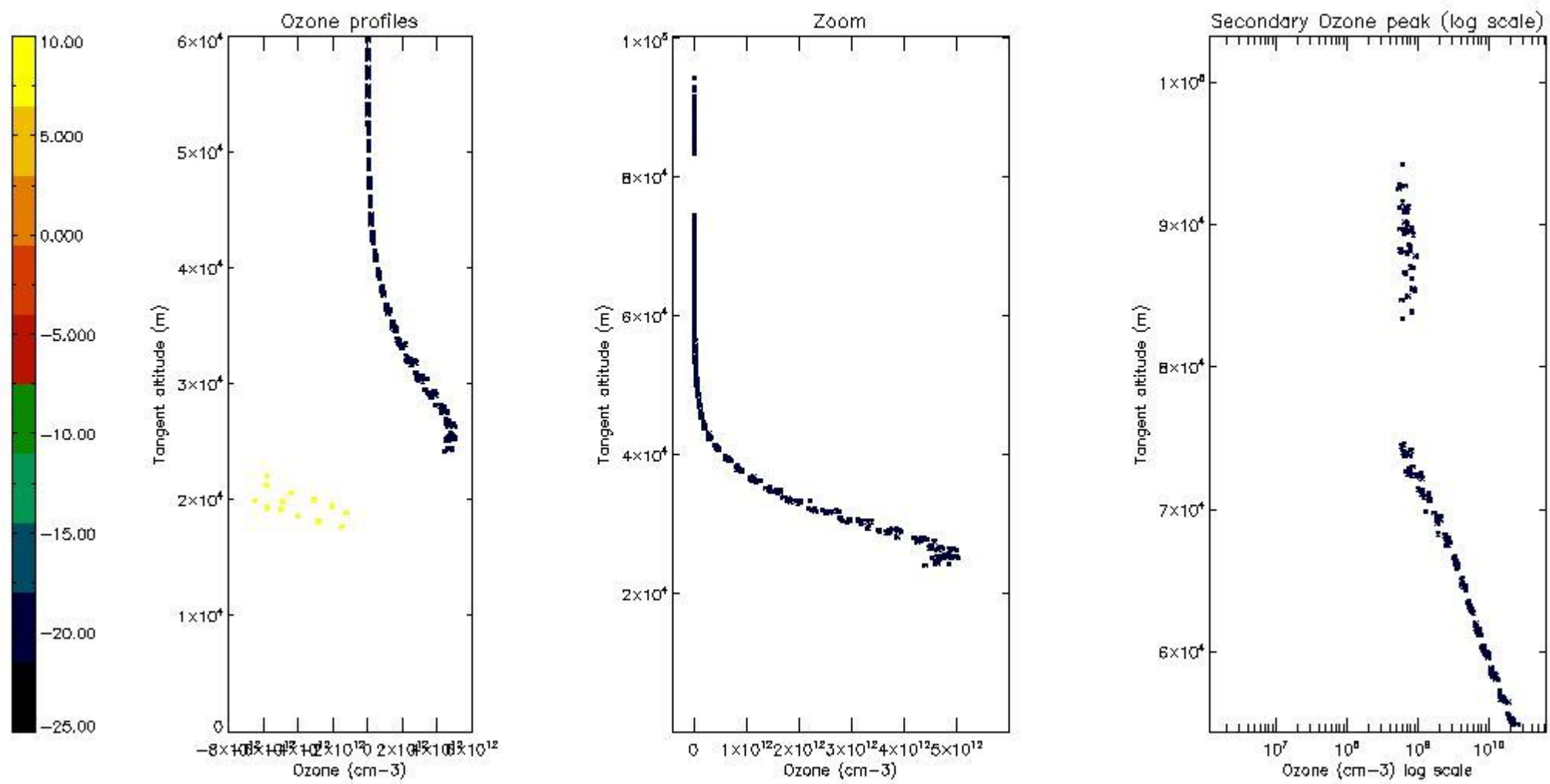
5.4 Plot ozone profiles where STD < 10% (dark without errors)

The colorbar represents the latitude.



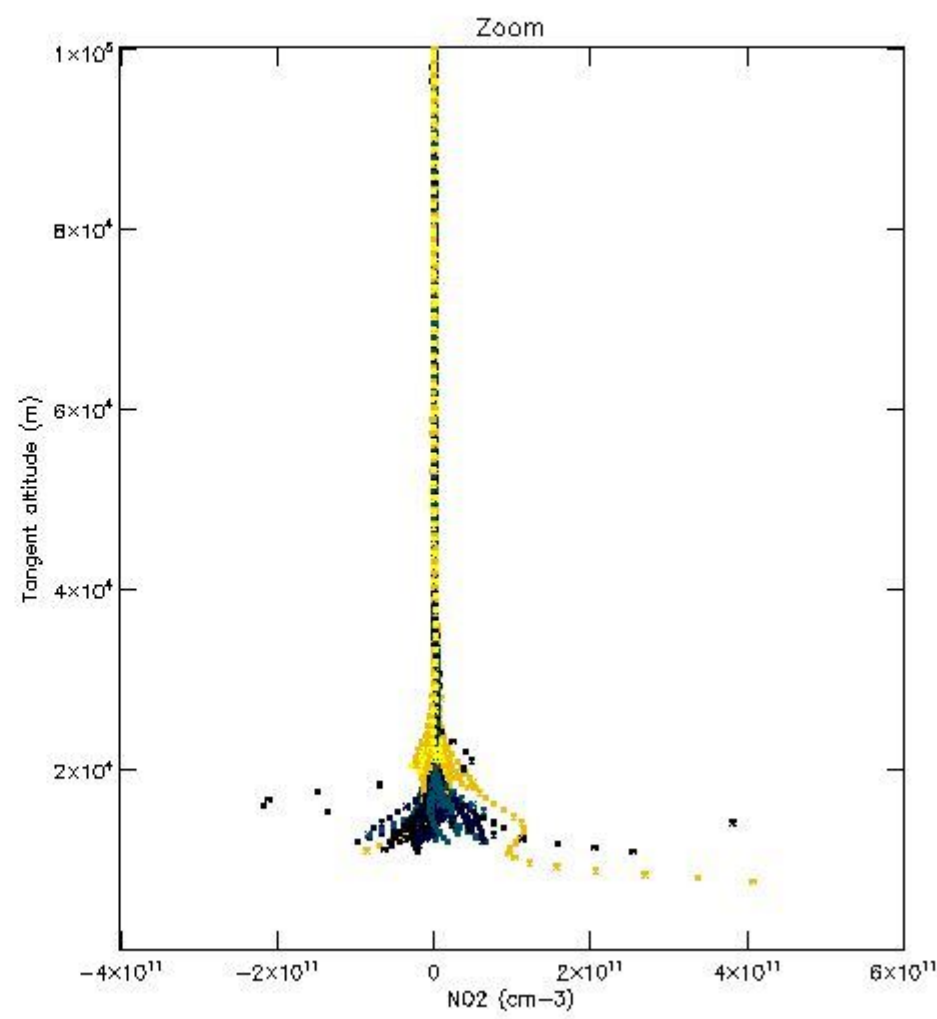
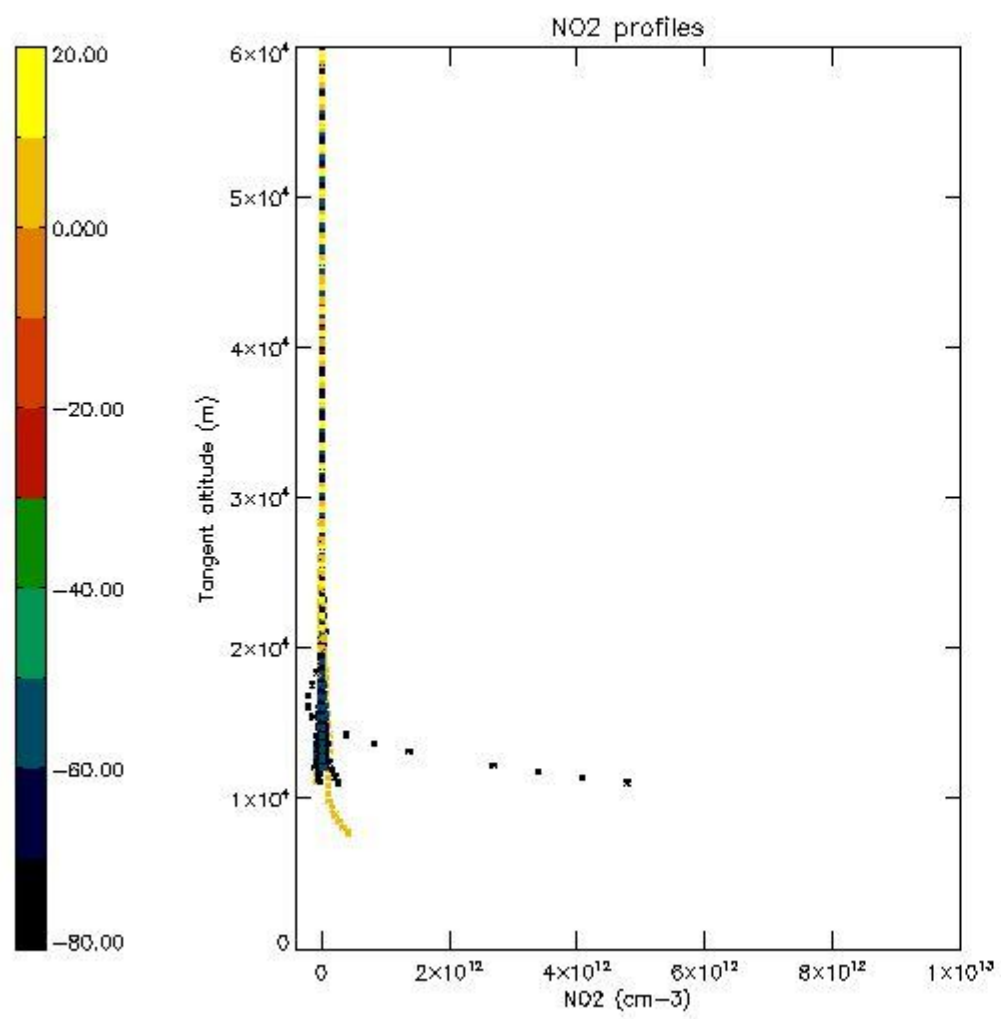
5.5 Plot ozone profiles where STD < 5% (dark without errors)

The colorbar represents the latitude.



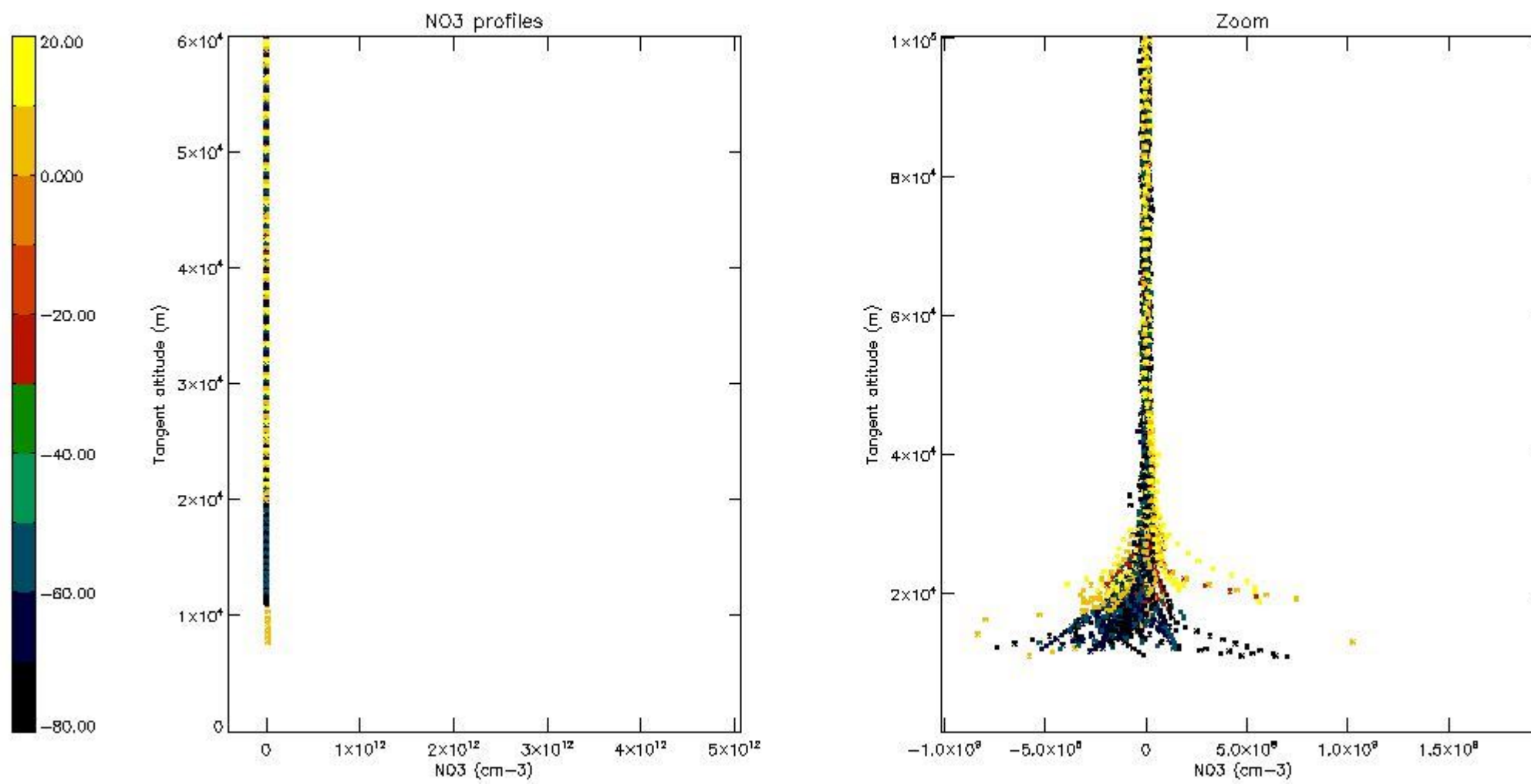
5.6 Plot NO₂ profiles for all STD (dark without errors)

The colorbar represents the latitude.



5.7 Plot NO3 profiles for all STD (dark without errors)

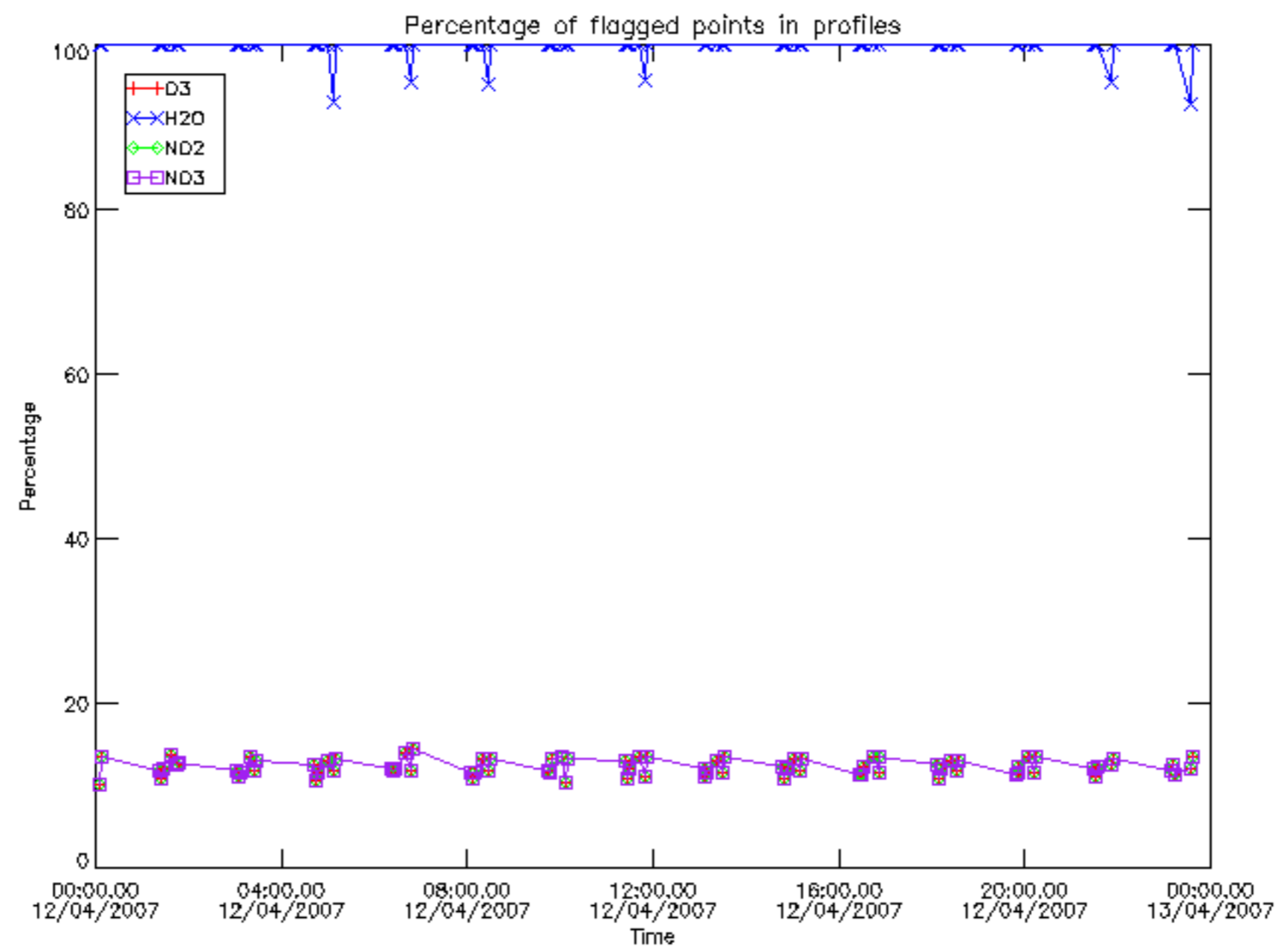
The colorbar represents the latitude.



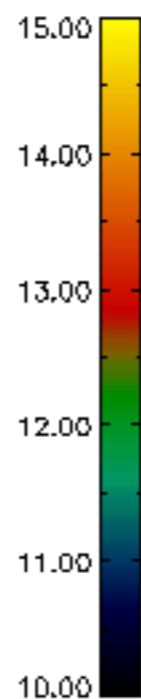
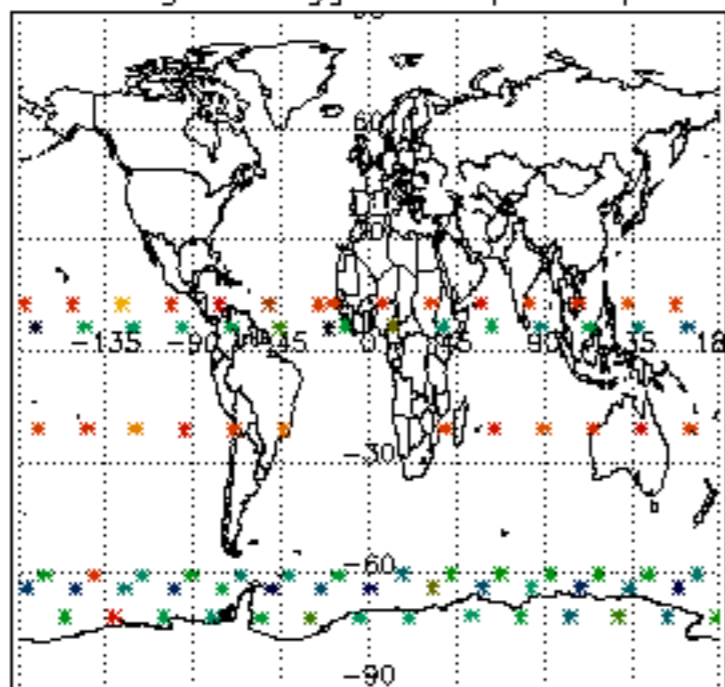
6. Auxiliary Data Files used for the production reported in section 2

The number reported in the third column indicates since which file (see list in section 2) the corresponding auxiliary file has been used. The fourth column is the date of those product files.

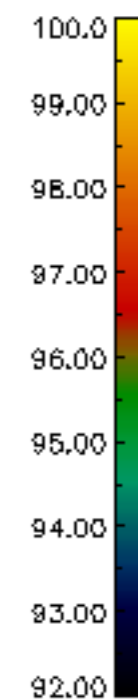
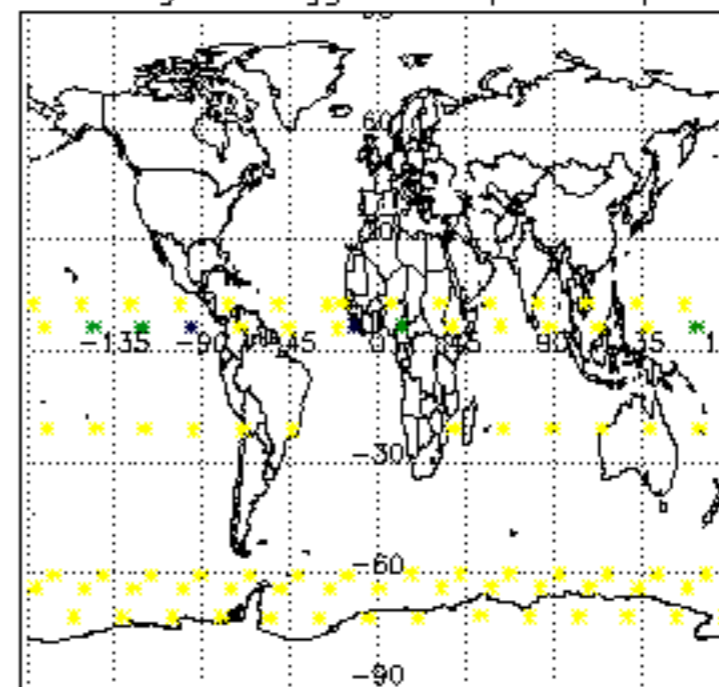
Type	Auxiliary Filename	Used since product	Used since product date
INST_PHYS_CHARACTERISTICS	GOM_INS_AXVIEC20091111_143220_20030716_120000_20500101_000000	1	12-APR-2007 00:04:48
LEVEL-2_PROC_CONFIG	GOM_PR2_AXVIEC20091111_152718_20020301_000000_20500101_000000	1	12-APR-2007 00:04:48
CROSS_SECTIONS_FILE	GOM_CRS_AXVIEC20091111_154832_20020301_000000_20500101_000000	1	12-APR-2007 00:04:48



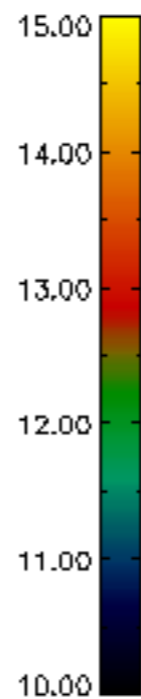
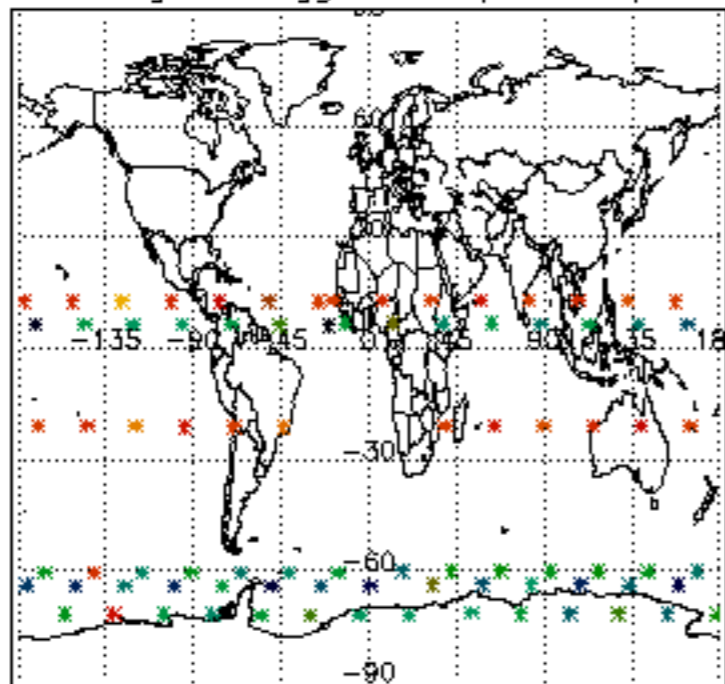
Percentage of flagged data per D3 profile



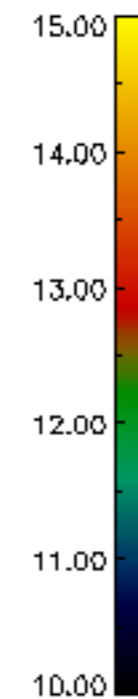
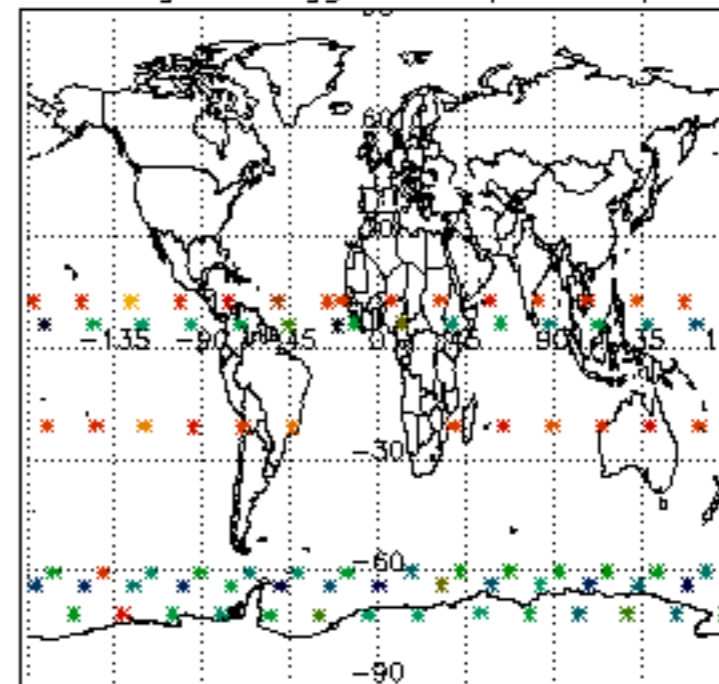
Percentage of flagged data per H2O profile

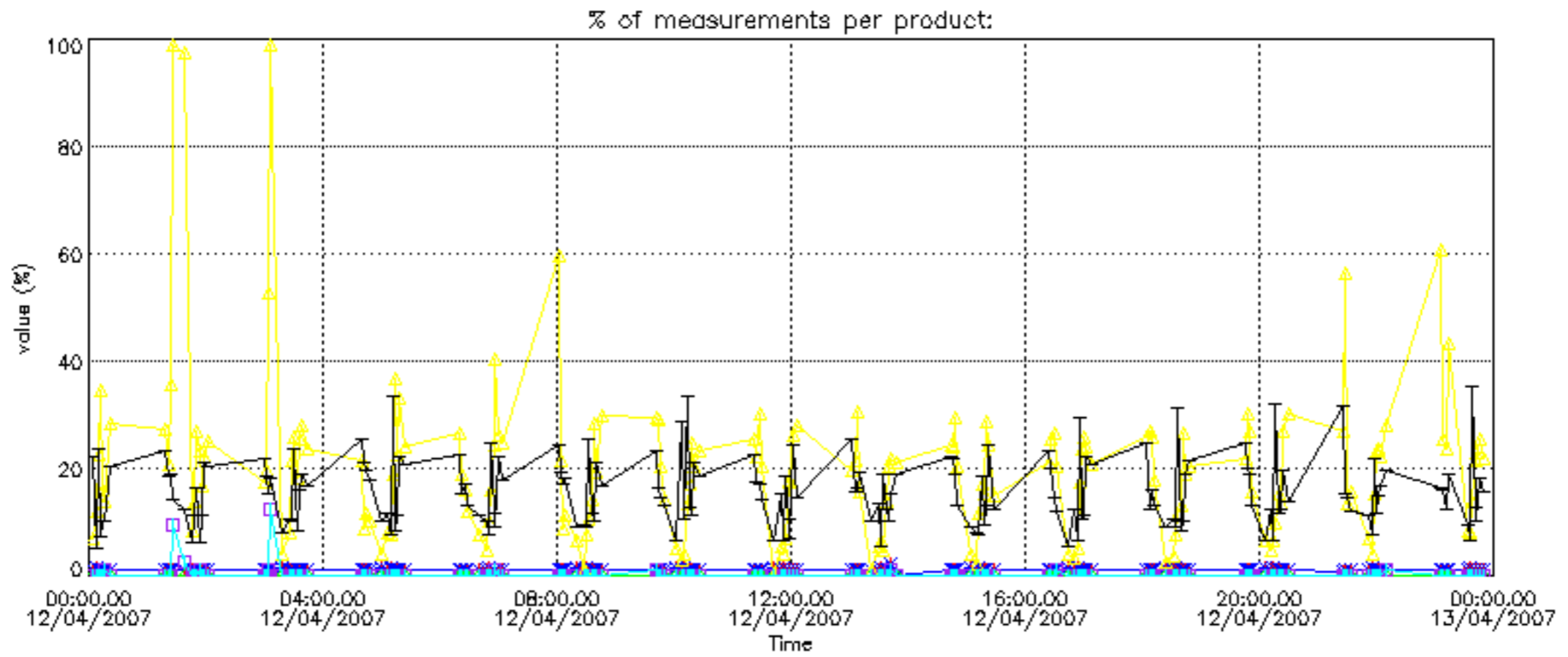
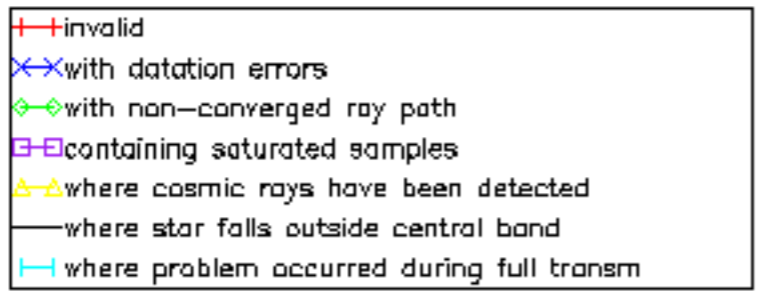


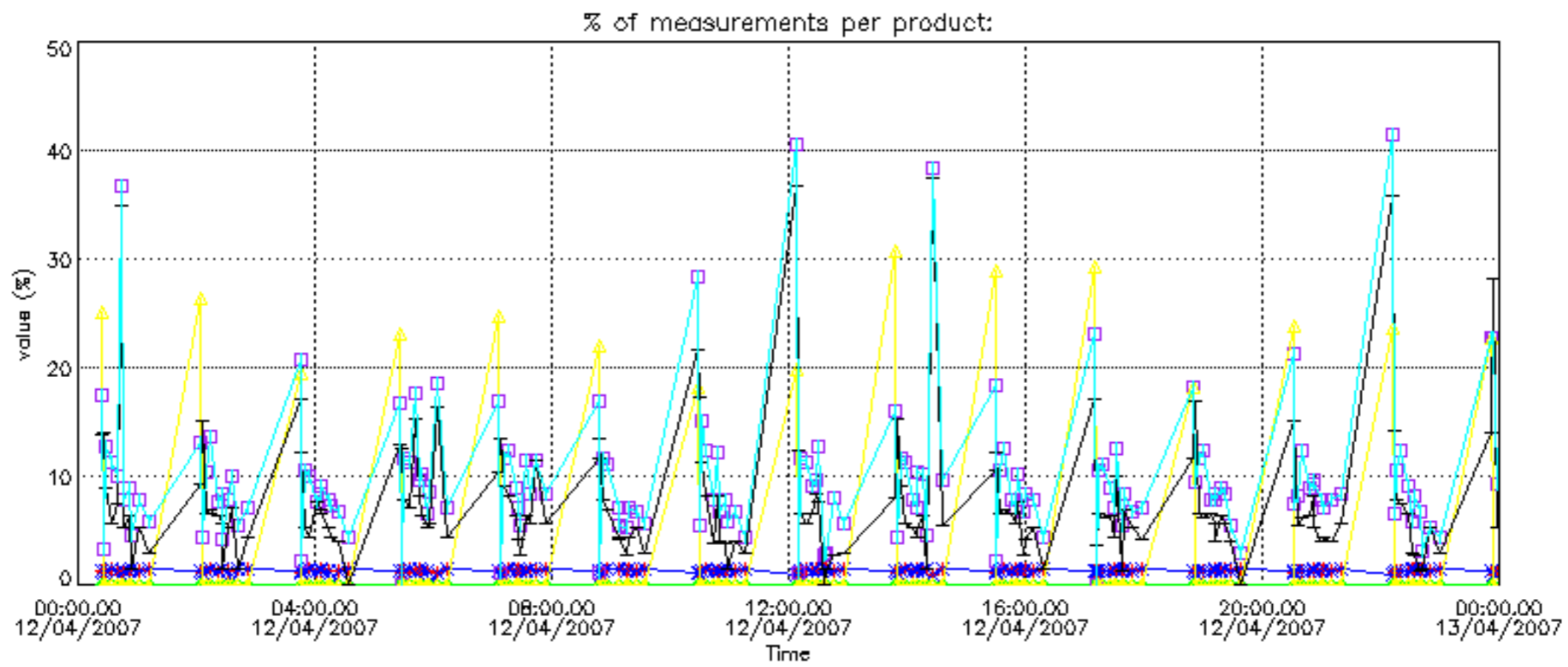
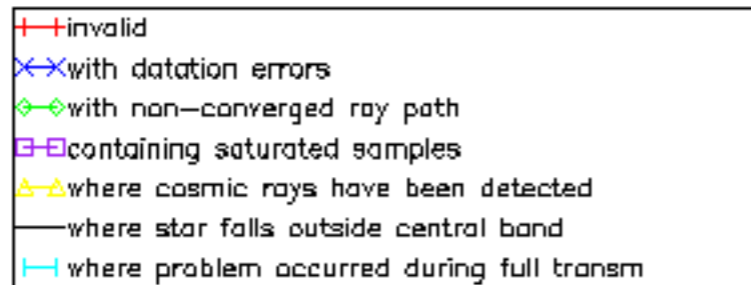
Percentage of flagged data per NO2 profile



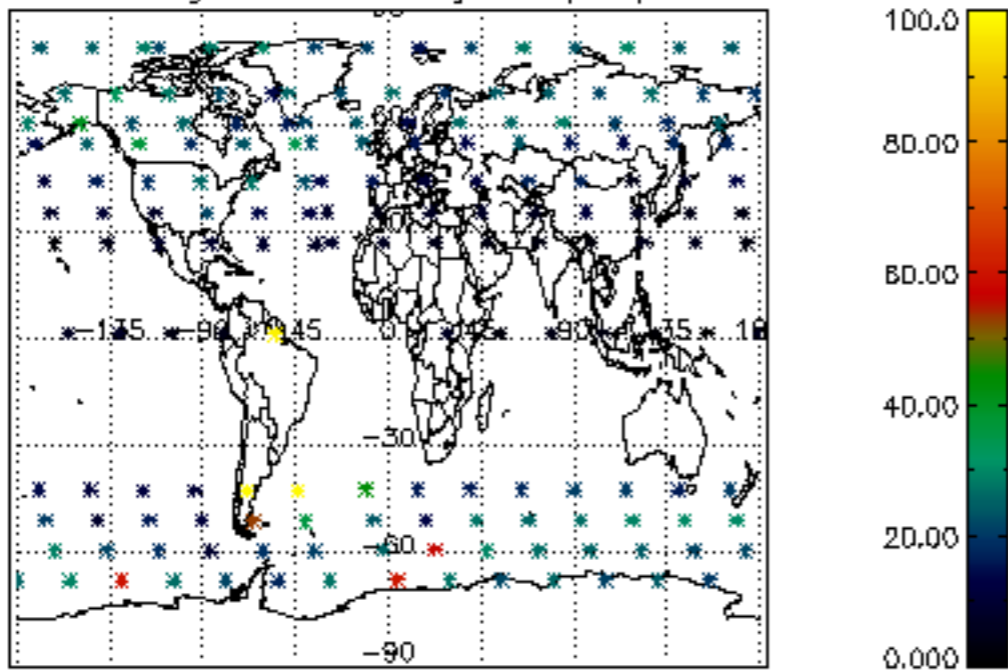
Percentage of flagged data per NO3 profile



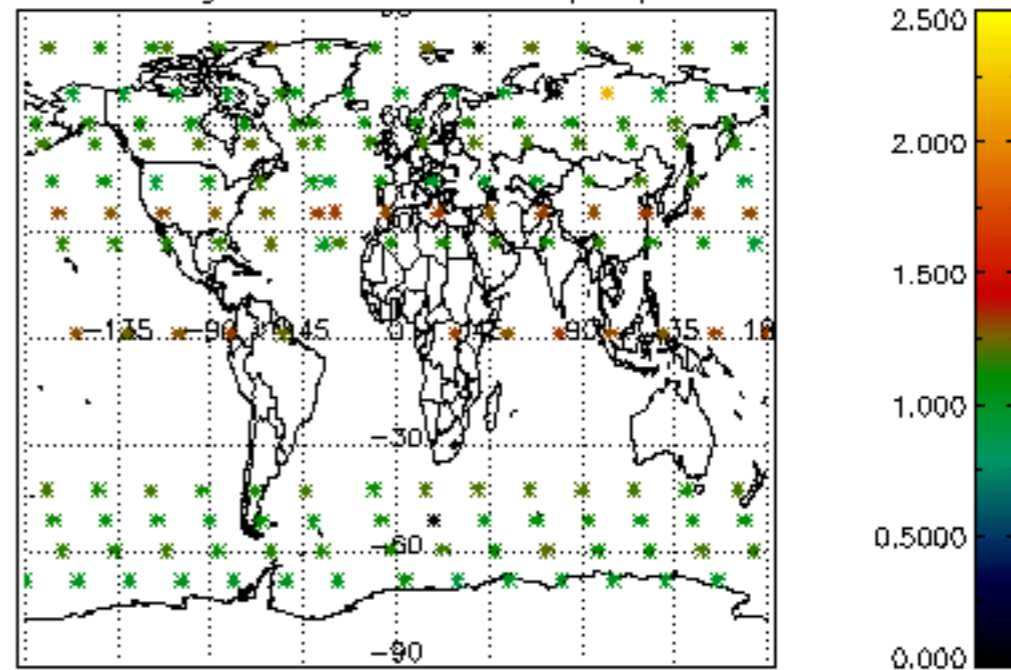




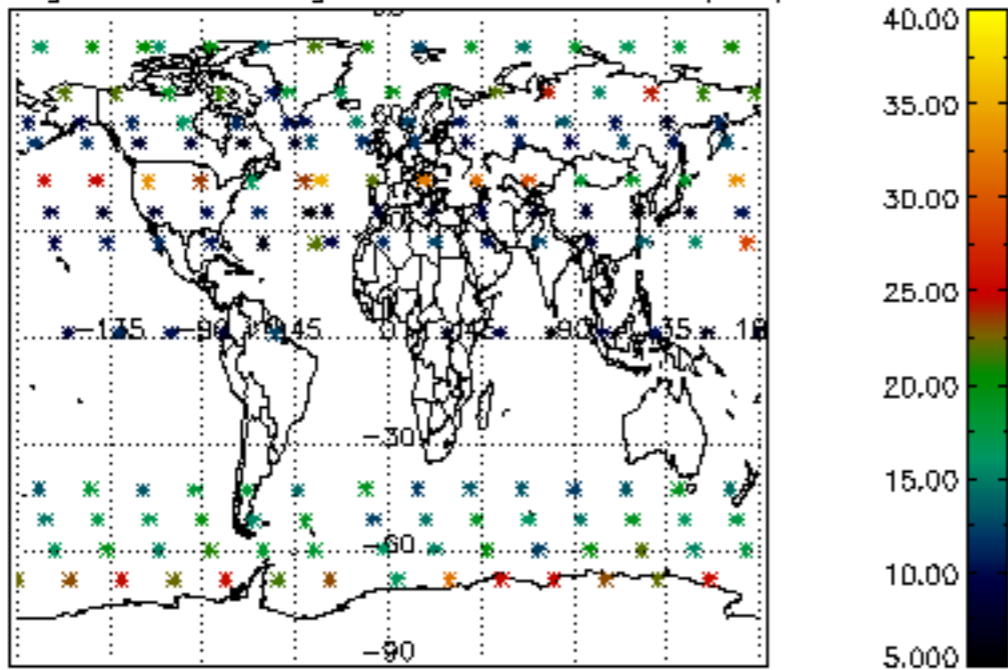
Percentage of cosmic ray hits per profile



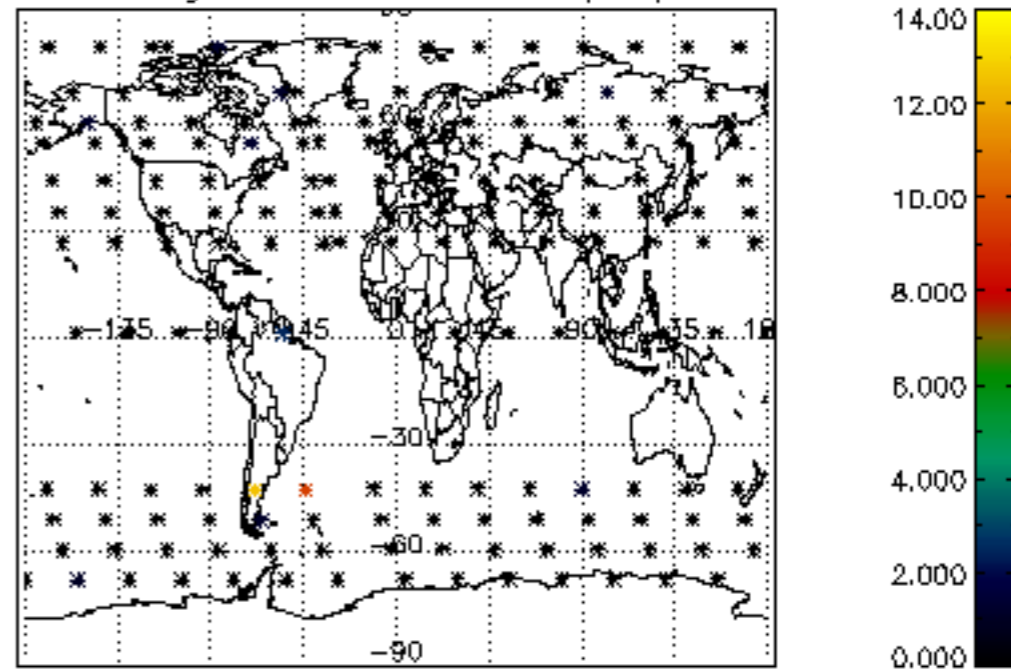
Percentage of datation errors per profile



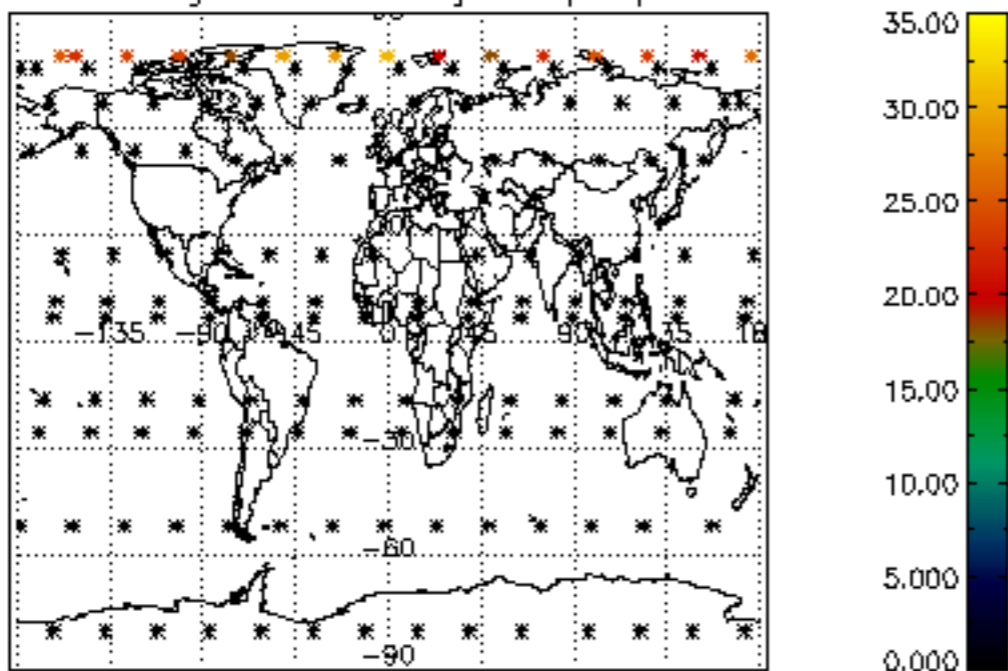
Percentage of star falling outside central band per profile



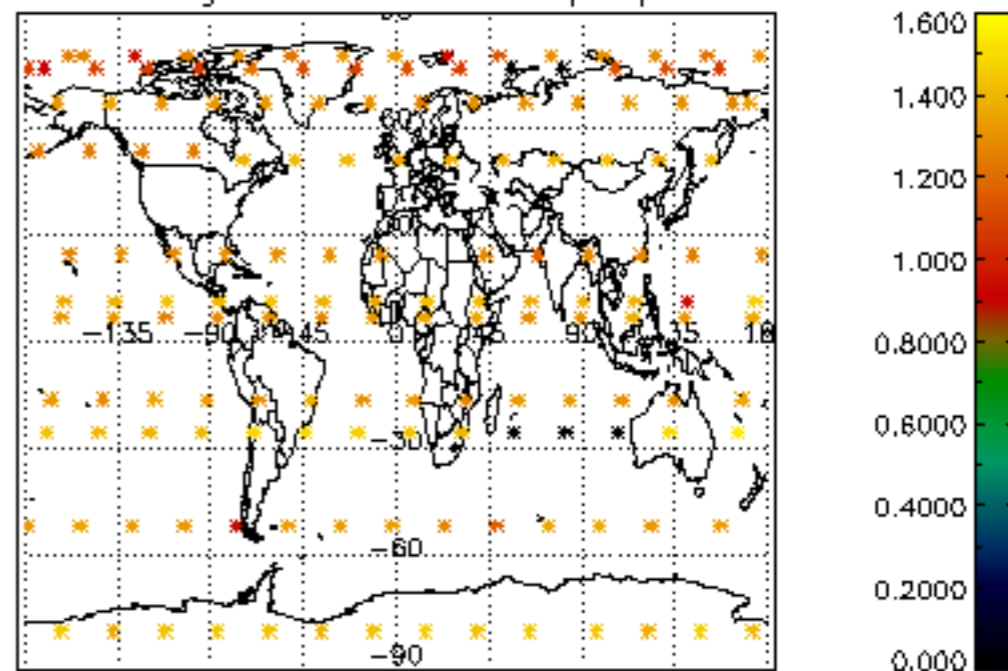
Percentage of saturation errors per profile



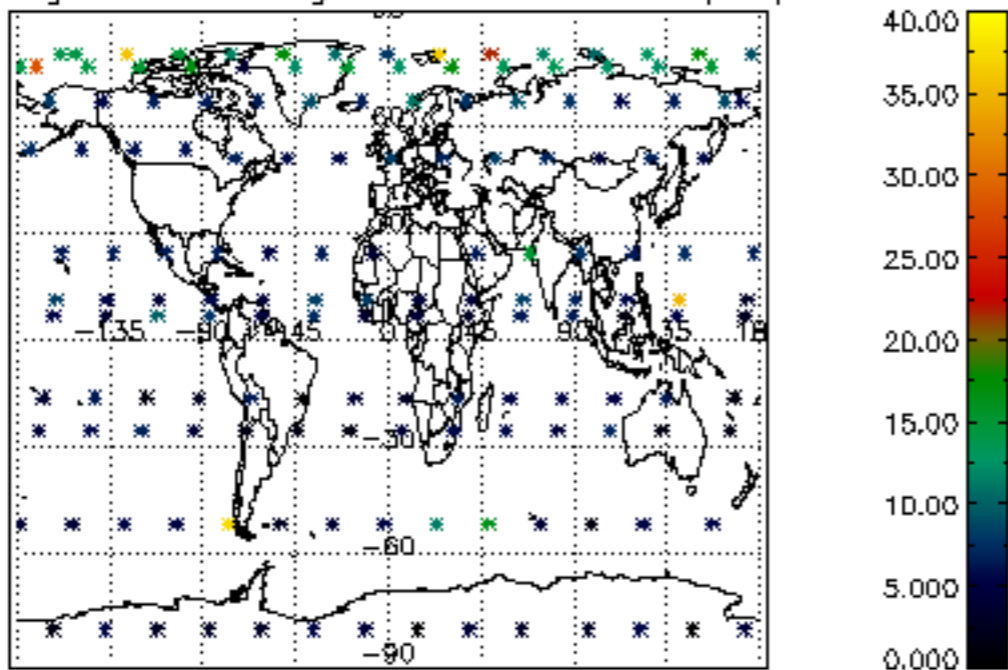
Percentage of cosmic ray hits per profile



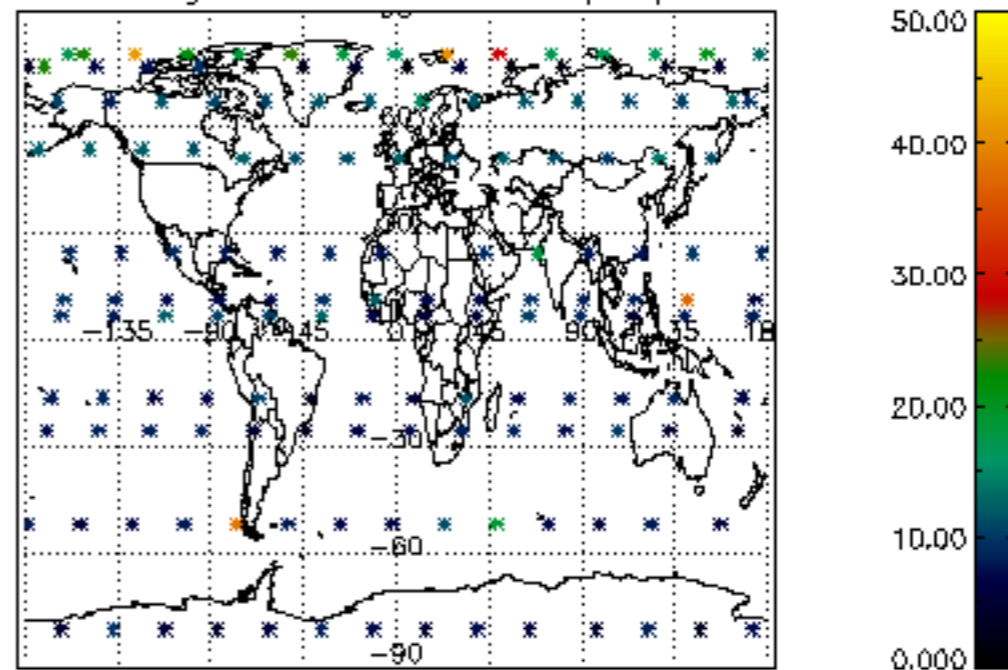
Percentage of datation errors per profile

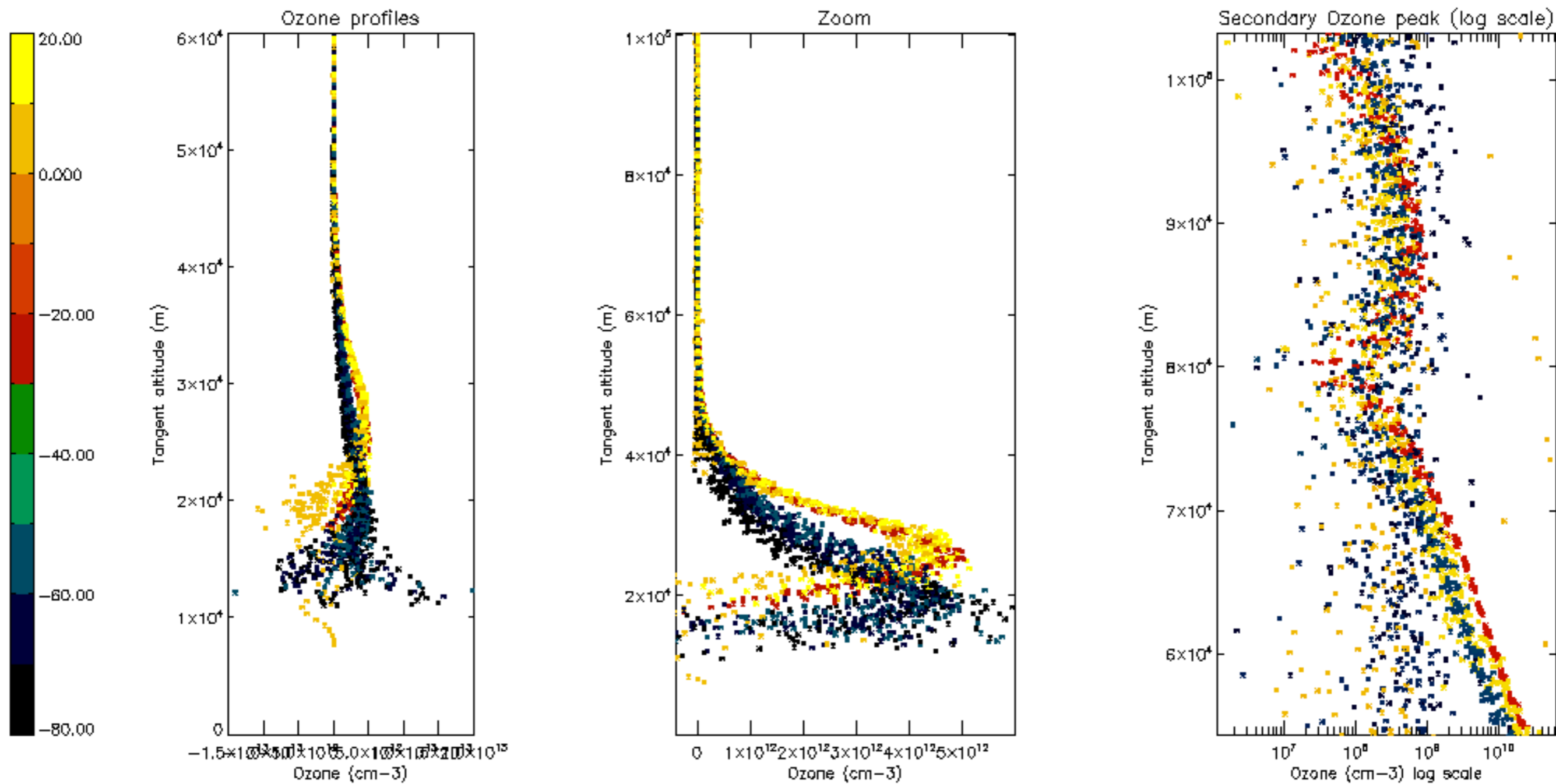


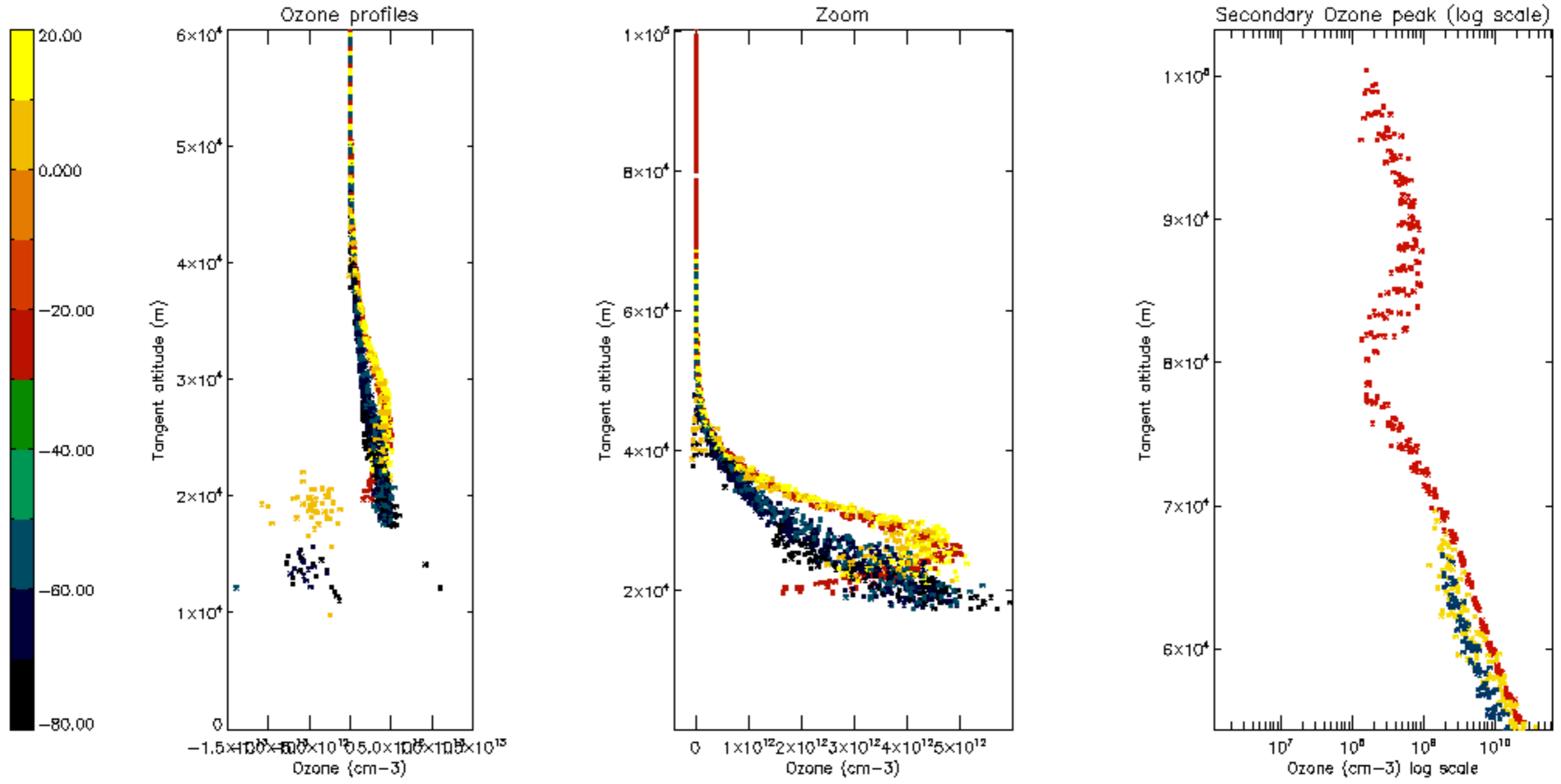
Percentage of star falling outside central band per profile

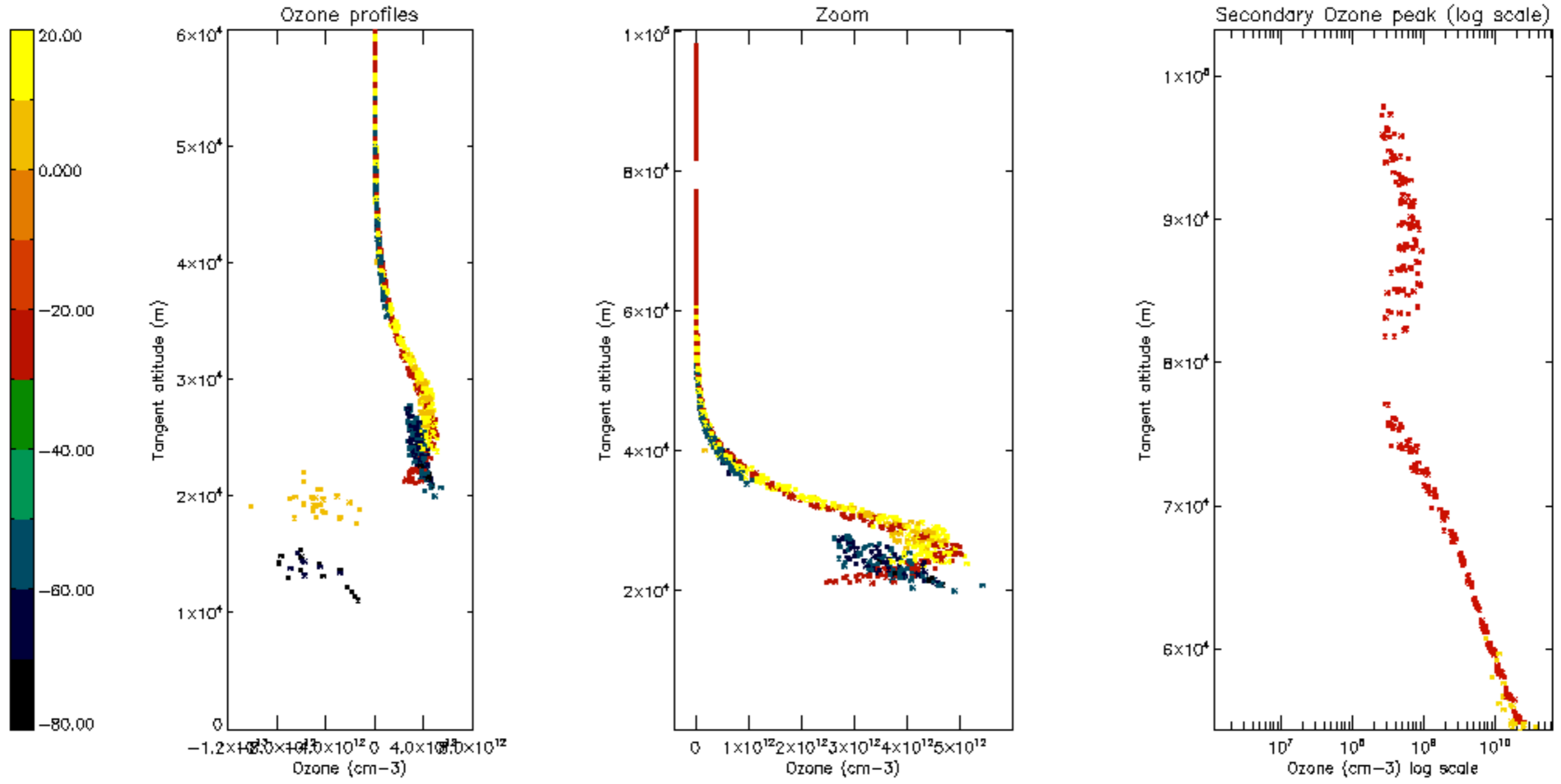


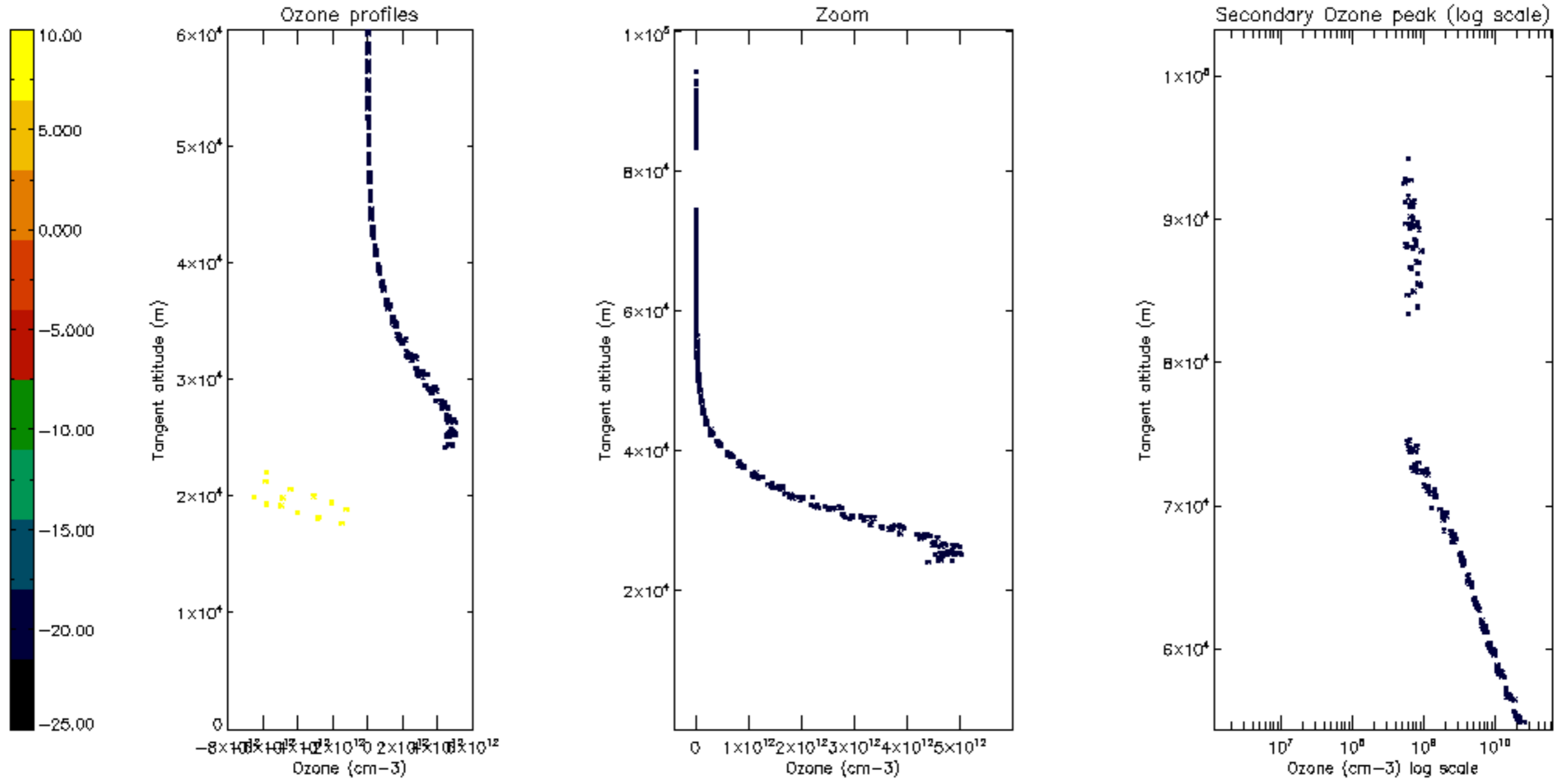
Percentage of saturation errors per profile

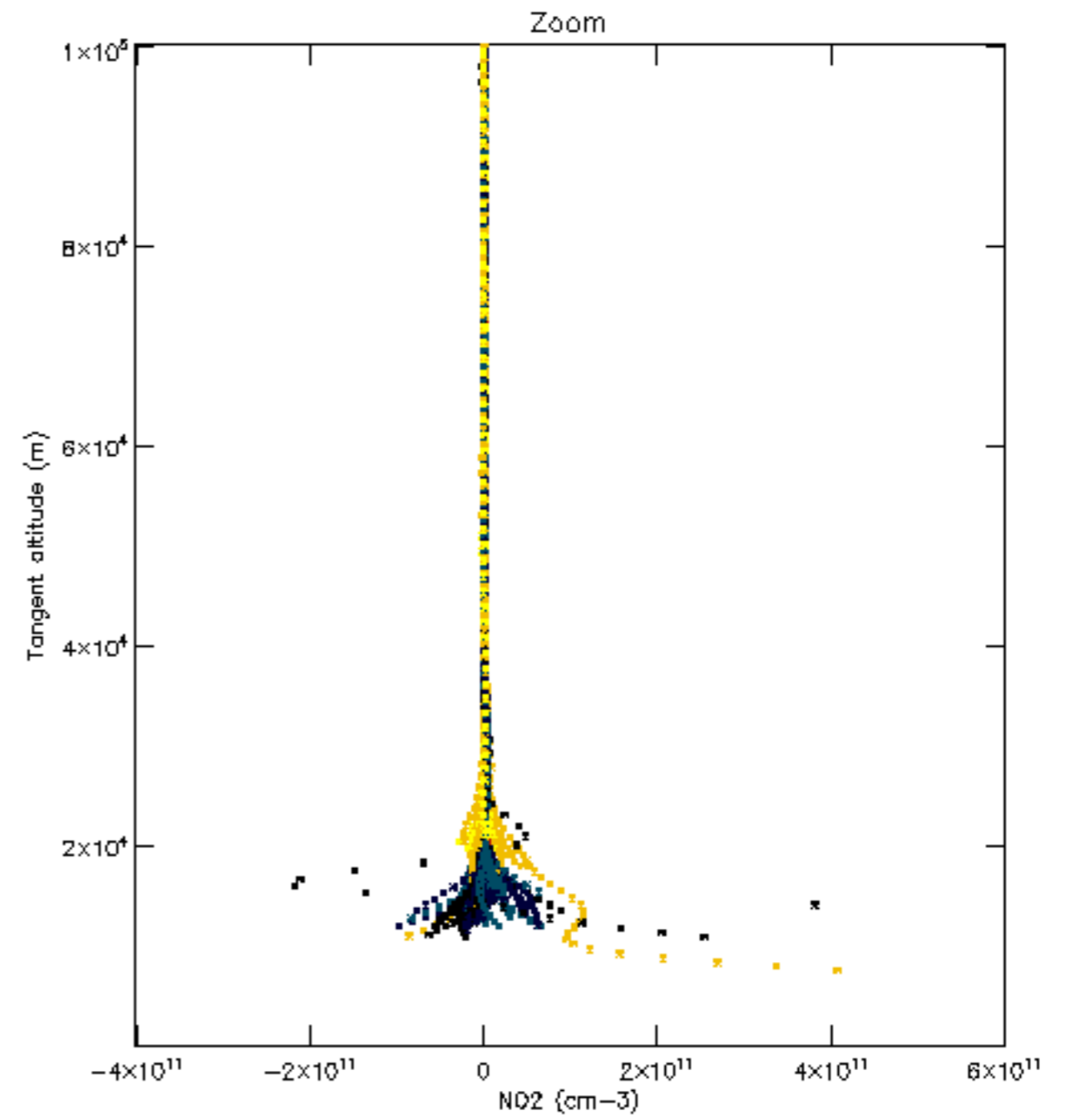
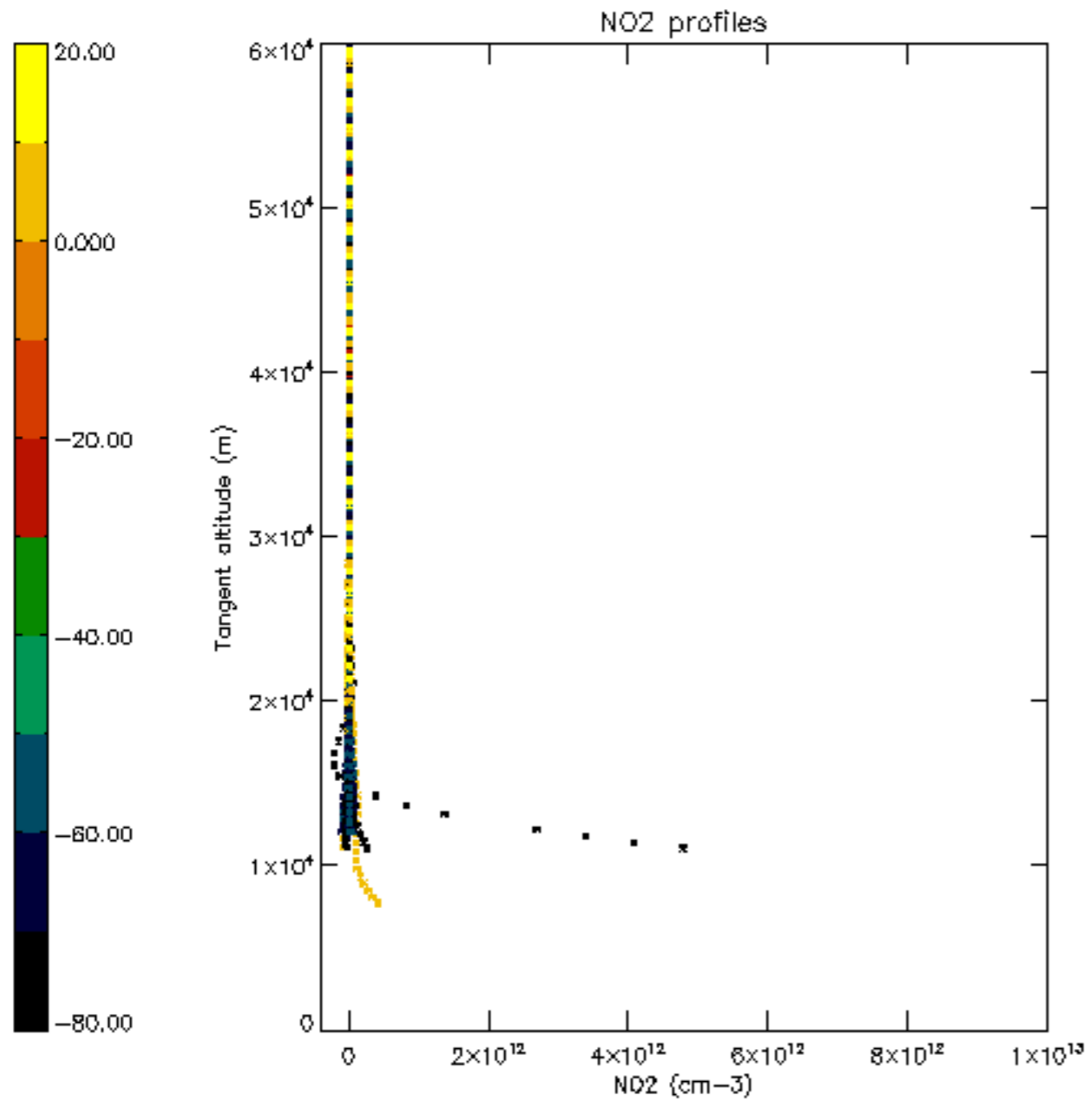


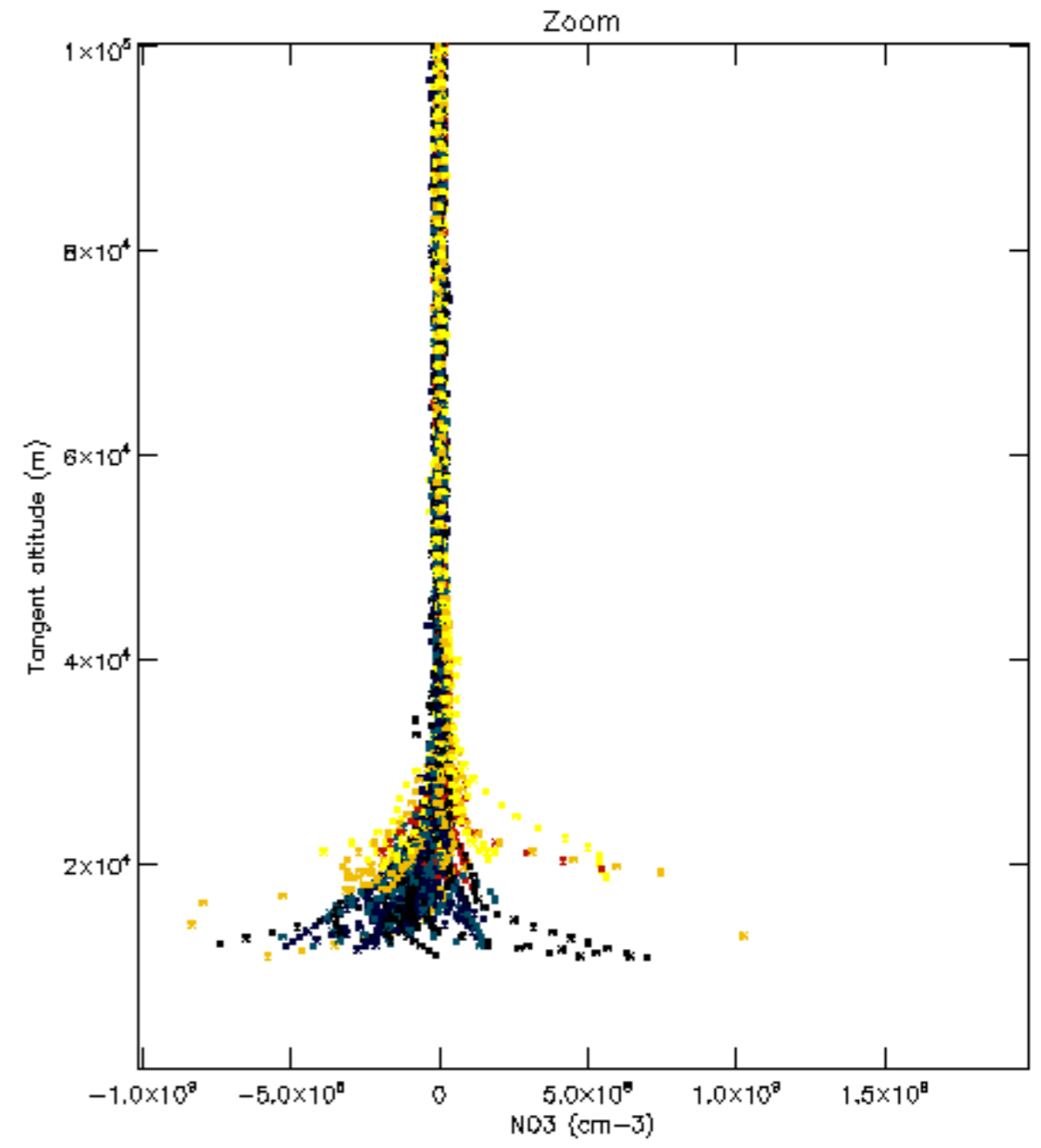
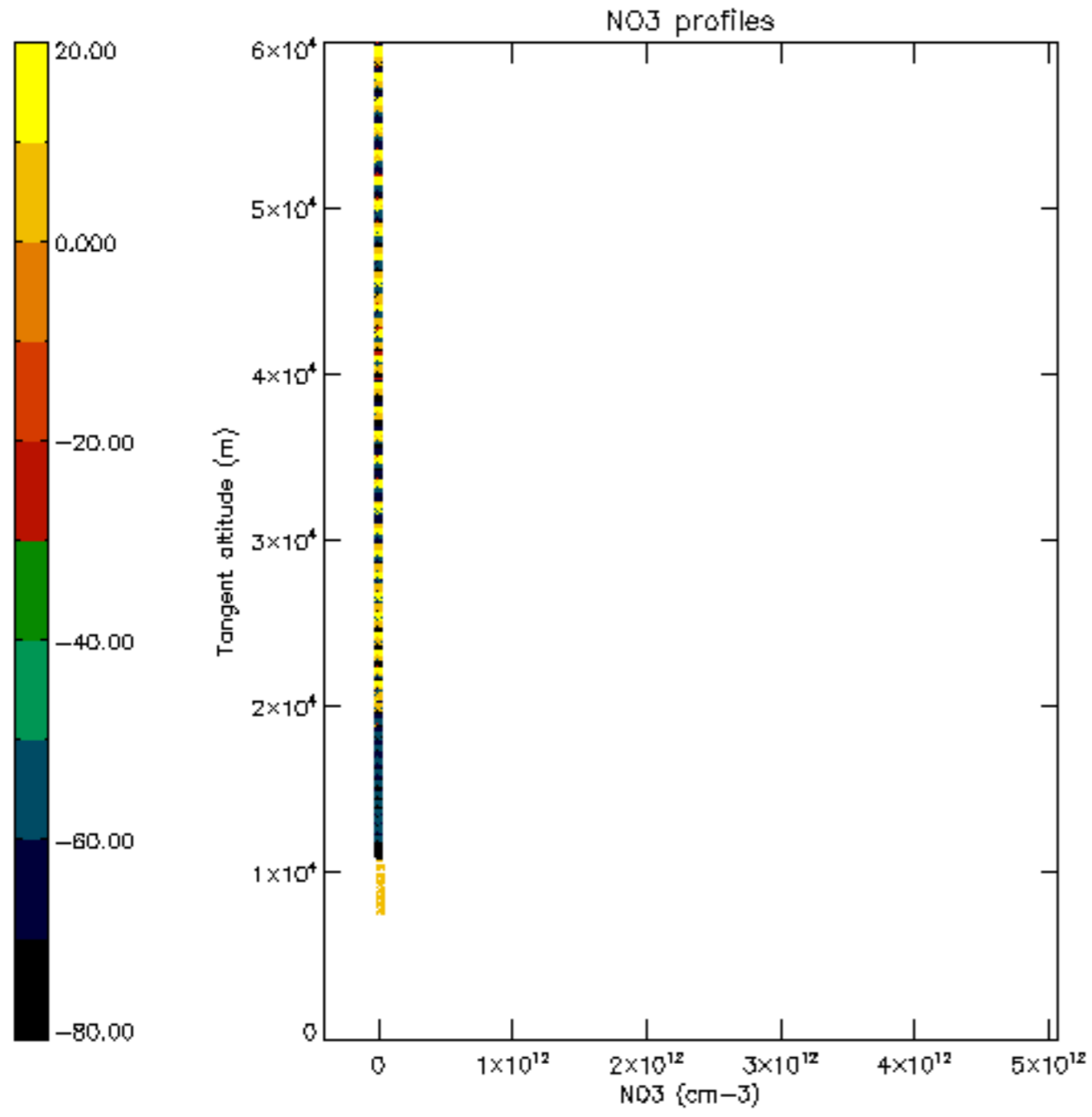


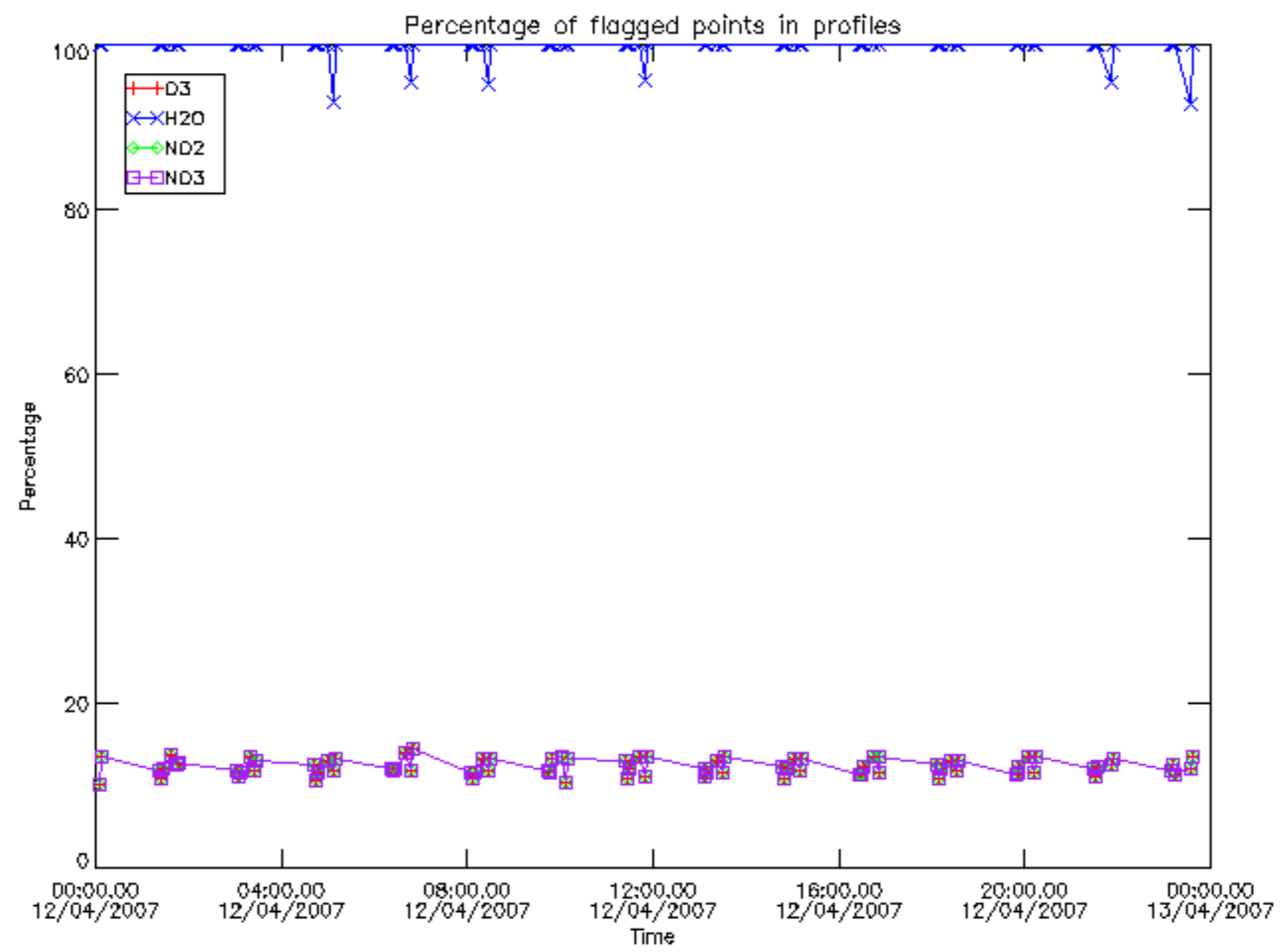




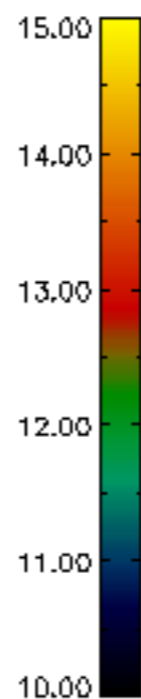
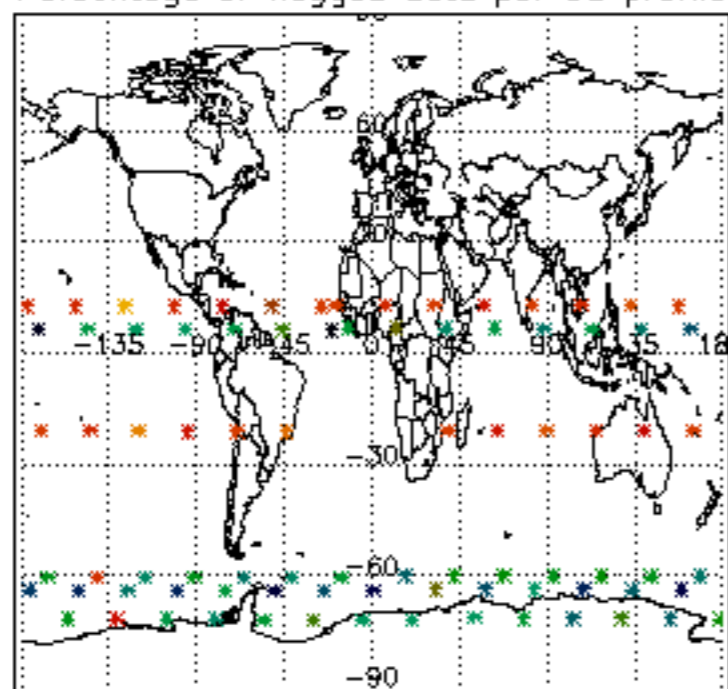




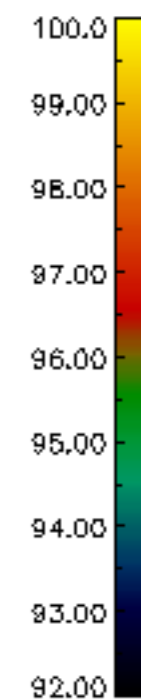
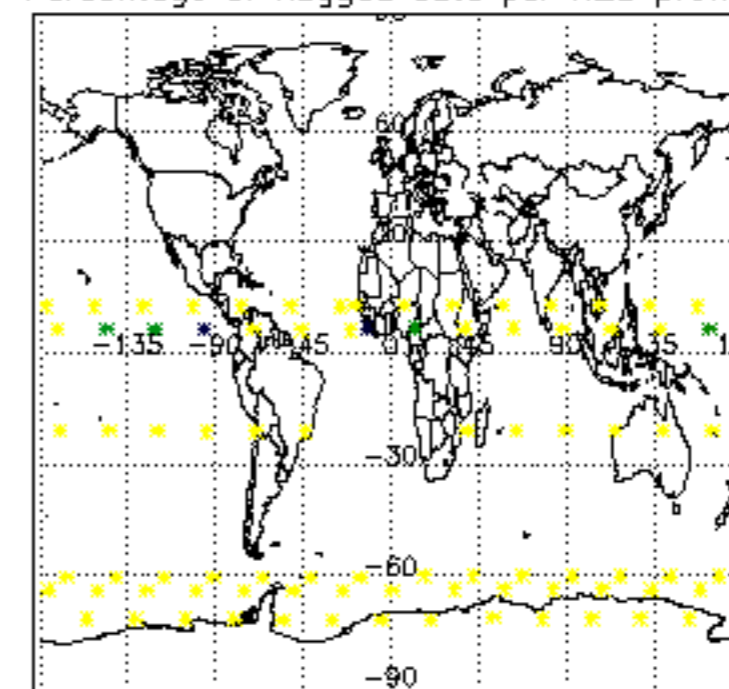




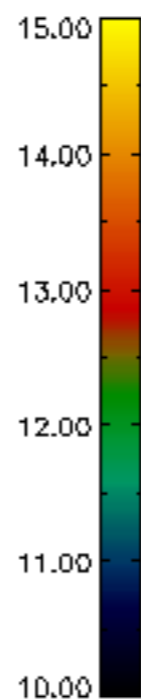
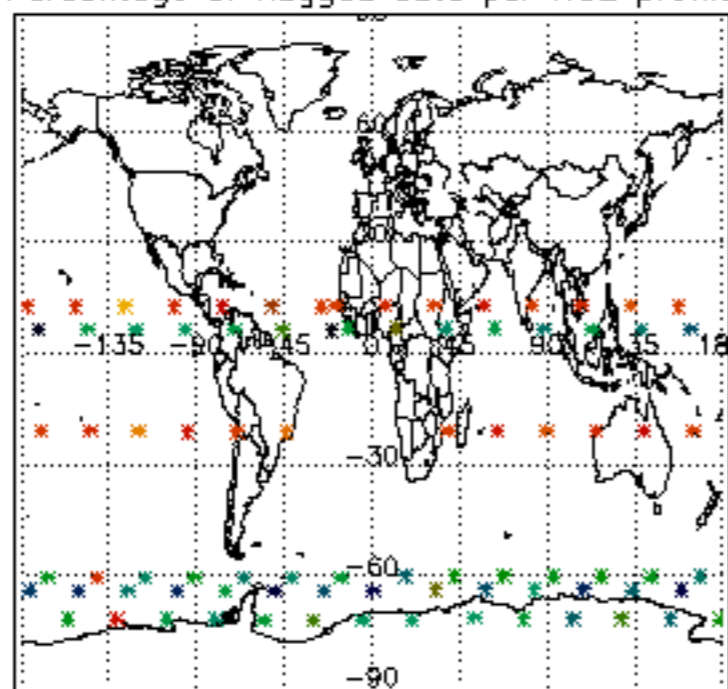
Percentage of flagged data per D3 profile



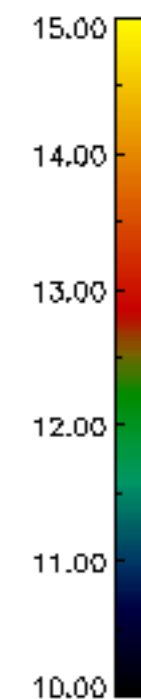
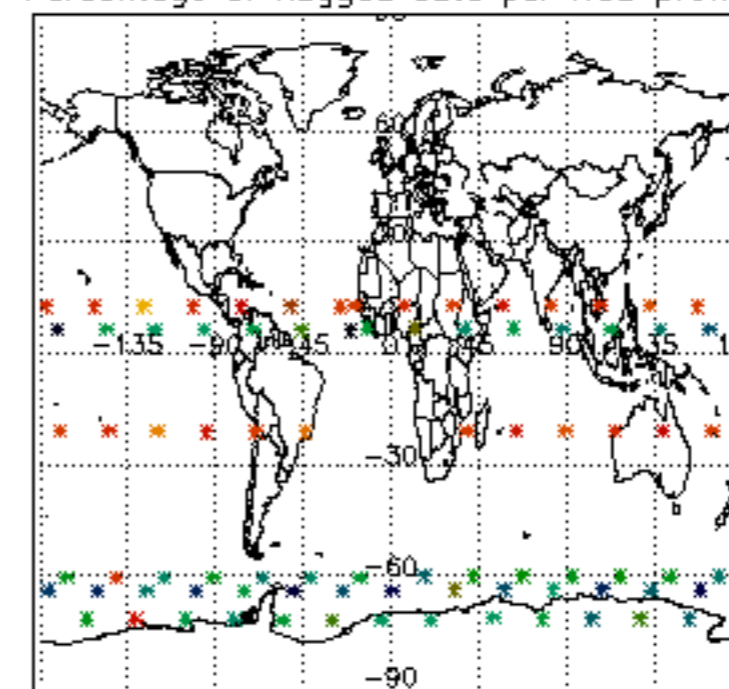
Percentage of flagged data per H2O profile

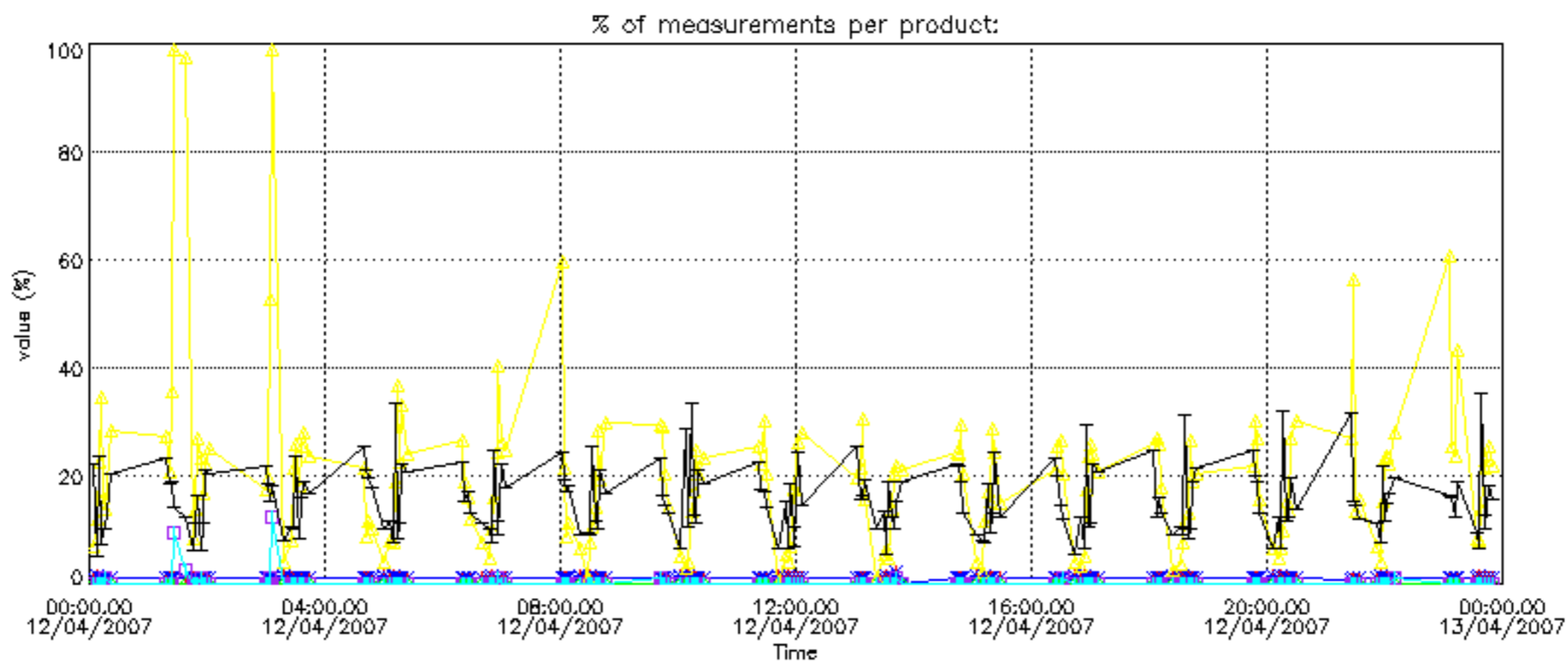
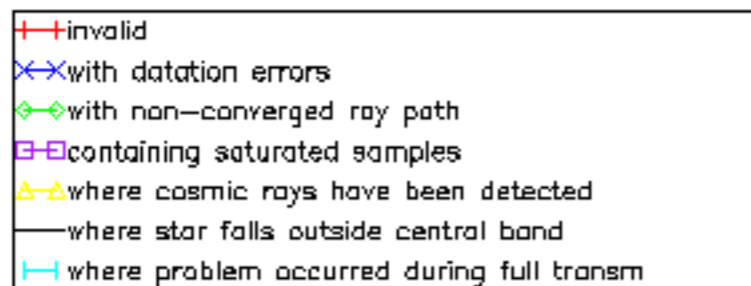


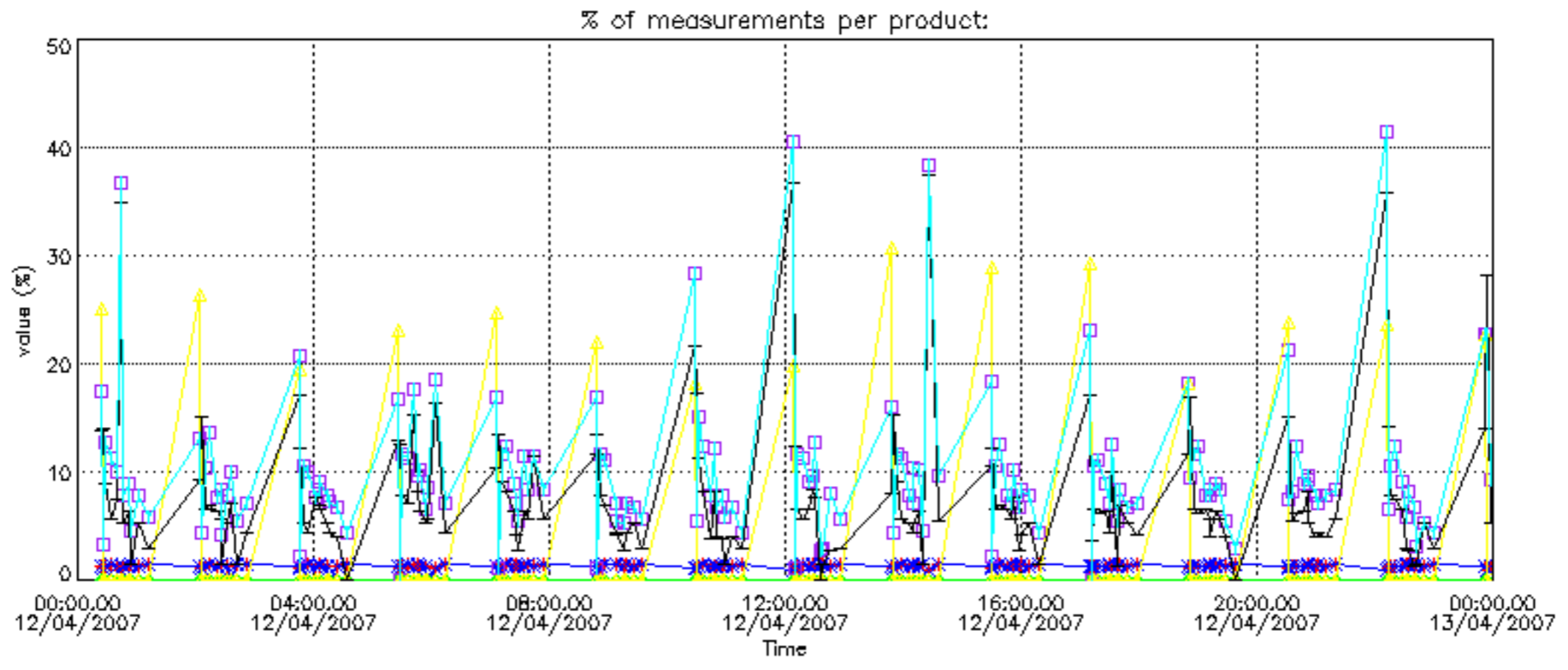
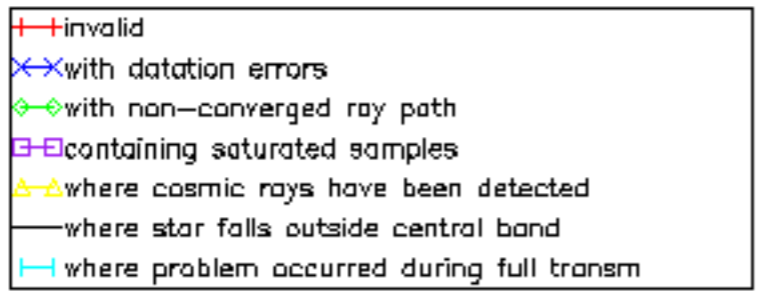
Percentage of flagged data per NO2 profile



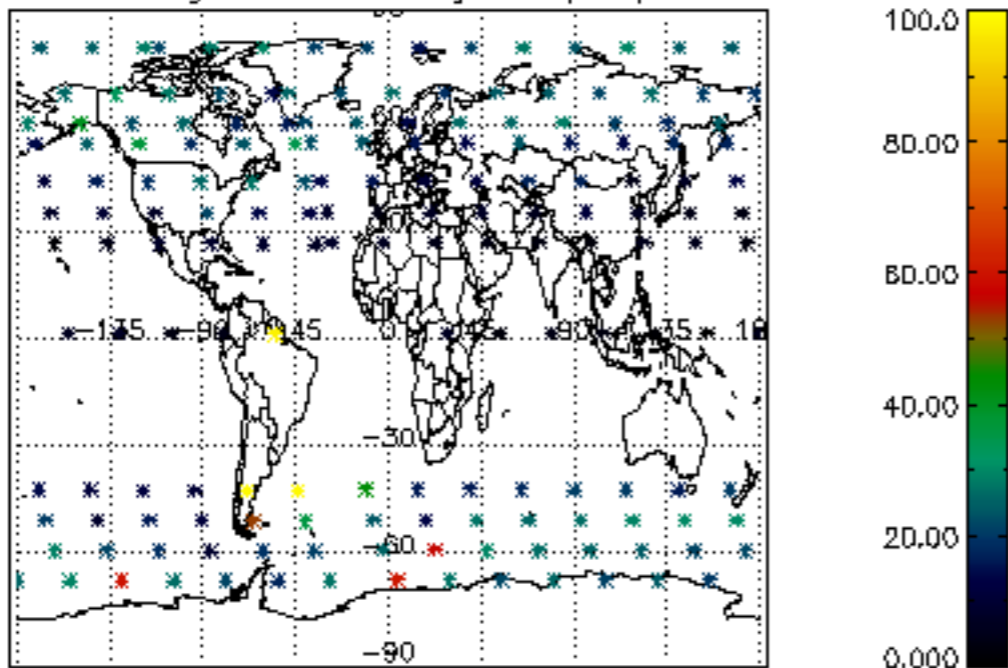
Percentage of flagged data per NO3 profile



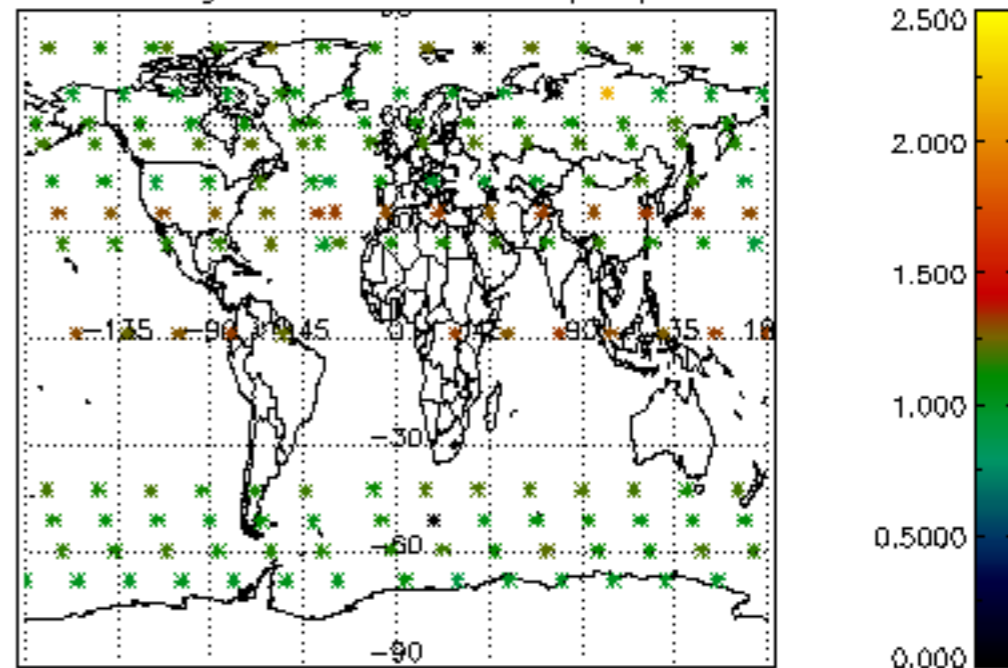




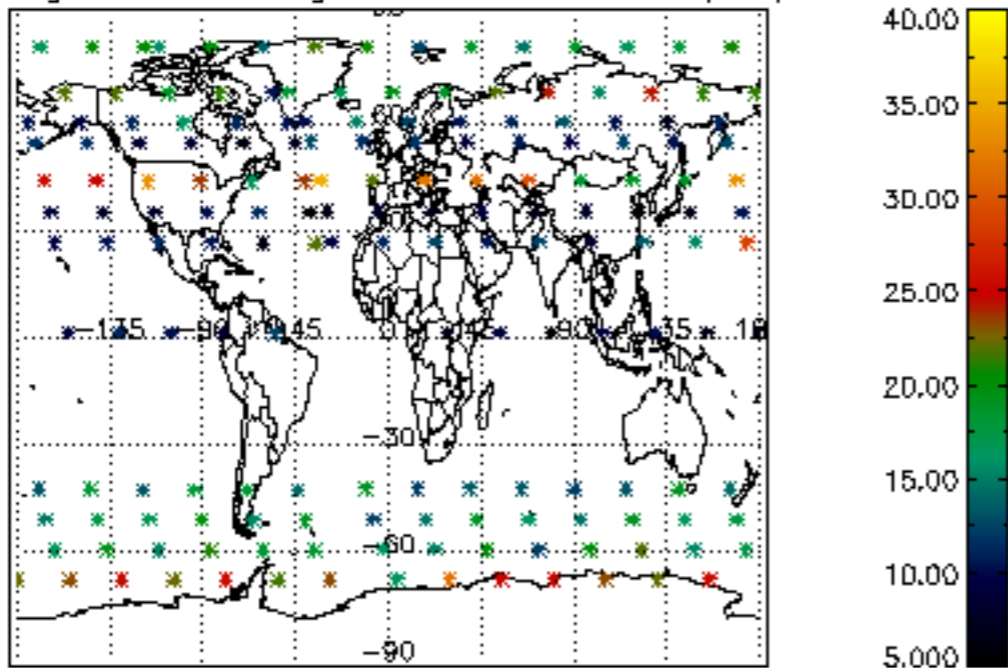
Percentage of cosmic ray hits per profile



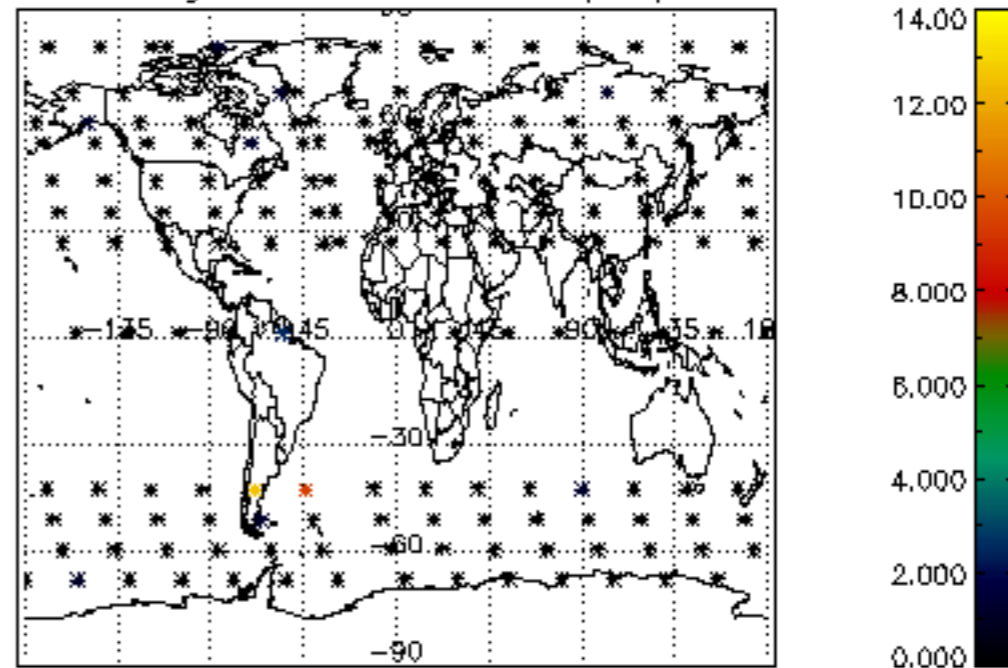
Percentage of datation errors per profile



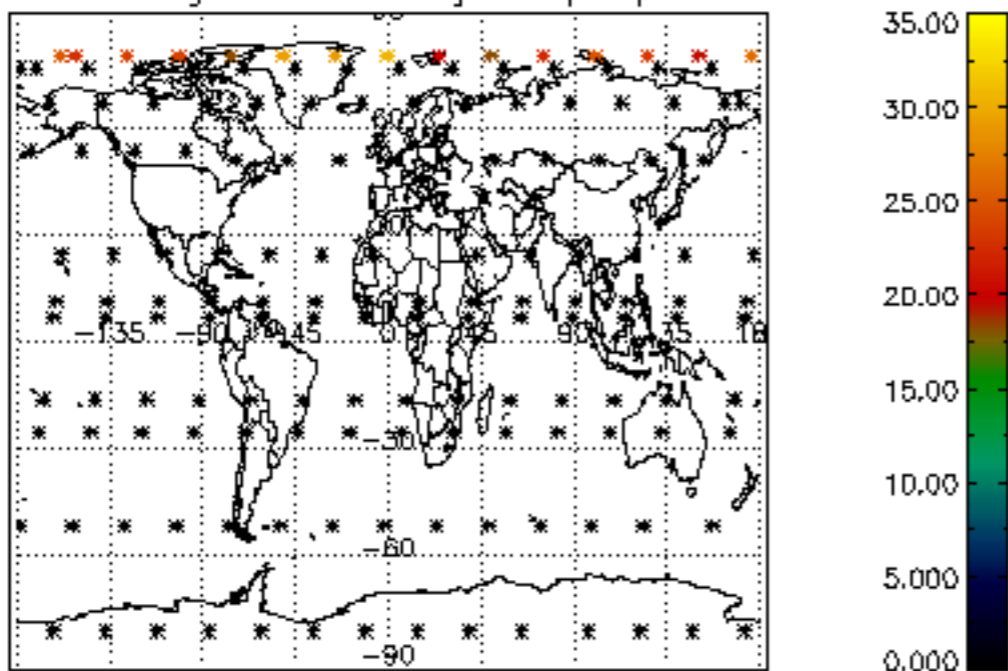
Percentage of star falling outside central band per profile



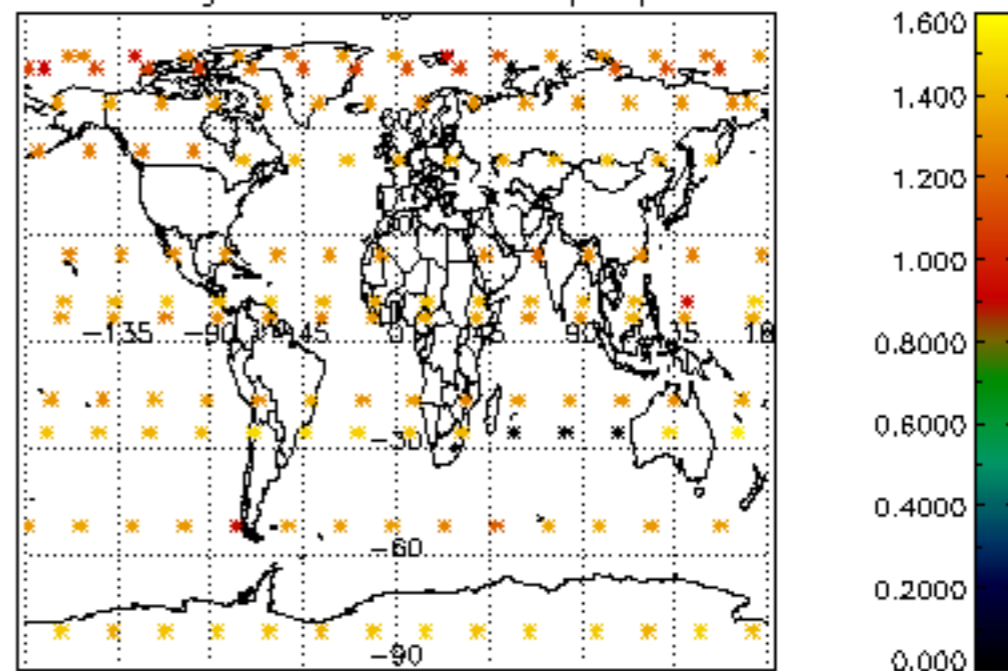
Percentage of saturation errors per profile



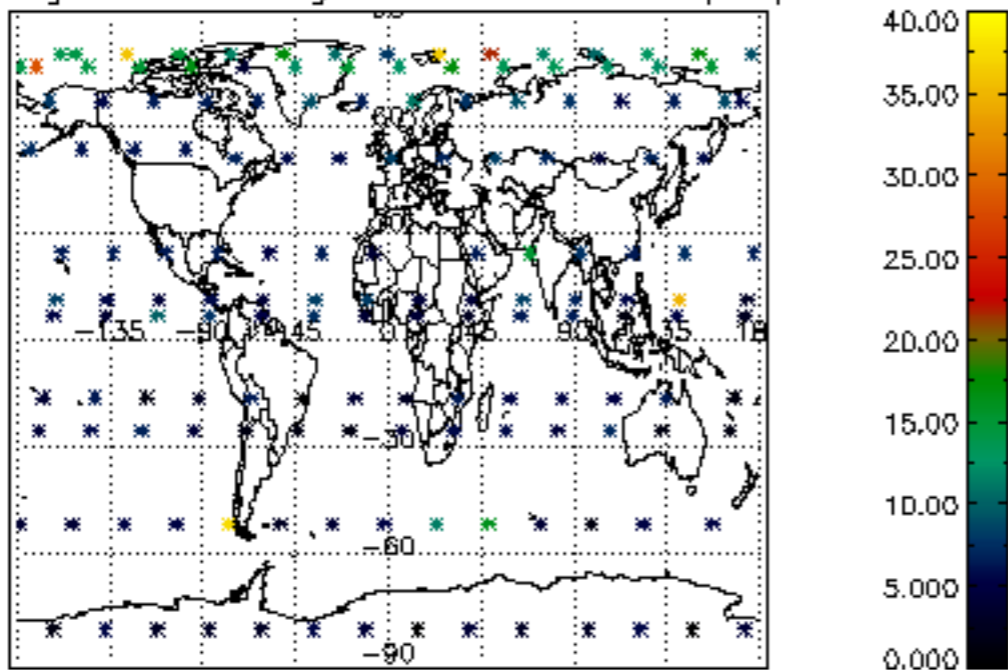
Percentage of cosmic ray hits per profile



Percentage of datation errors per profile



Percentage of star falling outside central band per profile



Percentage of saturation errors per profile

