

GOMOS Level 2 Daily Report

SUMMARY

[1. General Info](#)

[2. Summary of processed GOM_NL_2P products](#)

[3. Level 2 Quality information per product](#)

[3.1 Plot of level 2 quality information per product \(time dependant\)](#)

[3.2 Plot of level 2 quality information per product \(world map\)](#)

[4. Level 1 Quality information per product \(stored on level 2 products\)](#)

[4.1 Plot of level 1 quality information per product \(time dependant\)](#)

[4.1.1 Plot of level 1 quality information per product \(time dependant\): ASCENDING](#)

[4.1.2 Plot of level 1 quality information per product \(time dependant\): DESCENDING](#)

[4.2 Plot of level 1 quality information per product \(world map\)](#)

[4.2.1 Plot of level 1 quality information per product \(world map\): ASCENDING](#)

[4.2.2 Plot of level 1 quality information per product \(world map\): DESCENDING](#)

[5. Ozone profiles based on quality statistics and other trace gas profiles](#)

[5.1 Ozone statistics based on quality of products](#)

[5.2 Plot ozone profiles for all STD \(dark without errors\)](#)

[5.3 Plot ozone profiles where STD < 20% \(dark without errors\)](#)

[5.4. Plot ozone profiles where STD < 10% \(dark without errors\)](#)

[5.5. Plot ozone profiles where STD < 5% \(dark without errors\)](#)

[5.6 Plot NO2 profiles for all STD \(dark without errors\)](#)

[5.7 Plot NO3 profiles for all STD \(dark without errors\)](#)

[5.8 Plot H2O profiles \(only for occultations of stars 1,2,3,4,13,14,16,26,63 dark without errors\) for all STD](#)

[6. Auxiliary Data Files used for the production reported in section 2](#)

This report presents the daily analysis on parameters extracted from GOMOS level 2 data (GOM_NL__2P). It is intended to monitor some important parameters that will impact the quality of these products. A list of level 2 products (and content) that have arrived during the reporting day to the PCF is also given.

Item	Value
Time of report generation	22APR2013 18:13:57
Data source version	GOMOS/6.01
Start time of products	09-04-2007 (09APR2007 00:00:00)
Stop time of products	10-04-2007 (10APR2007 00:00:00)
Store outputs in DB	Yes
Nb of level 2 prods	314
Nb of prods with errors	0

2. Summary of processed GOM_NL__2P products.

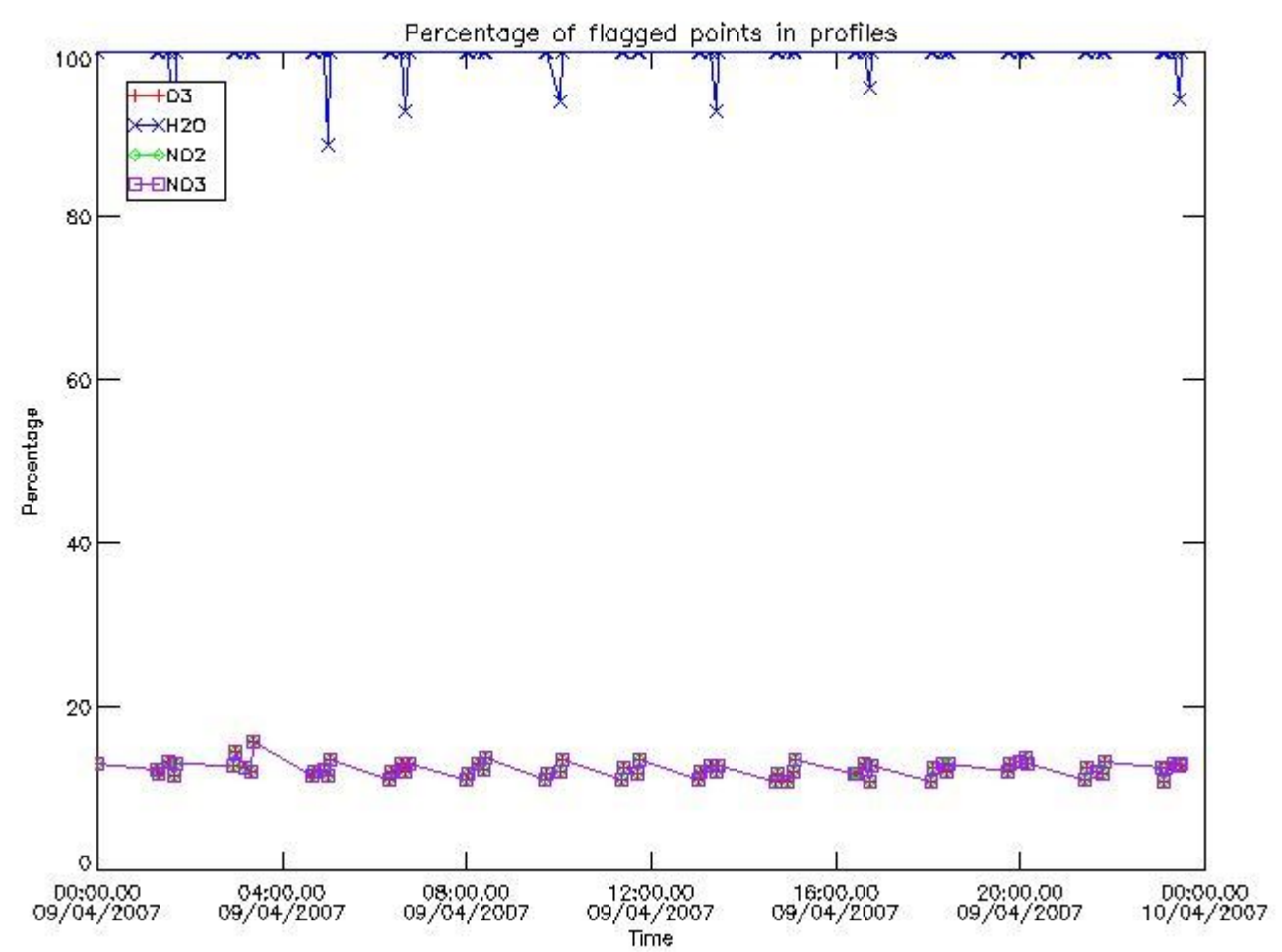
Nr	Filename	UTC Start time	Limb	Duration	Star Id	Star Name	Star Mag	Star Temp	Nb Meas	Orbit	Prod. error
1	GOM_NL__2PRFIN20070409_000107_000000392057_00088_26695_7945.N1	09-APR-2007 00:01:07	Dark	39.000	134	Bet TrA	2.8100	6600.0	78	26695	No
2	GOM_NL__2PRFIN20070409_000339_000000552057_00088_26695_7946.N1	09-APR-2007 00:03:39	Straylight	54.500	4	Alp1Cen	-0.010000	5800.0	109	26695	No
3	GOM_NL__2PRFIN20070409_000639_000000452057_00088_26695_7947.N1	09-APR-2007 00:06:39	Straylight	45.000	78	Alp Lup	2.3040	28000.	90	26695	No
4	GOM_NL__2PRFIN20070409_000816_000000452057_00088_26695_7948.N1	09-APR-2007 00:08:16	Straylight	44.500	81	Eta Cen	2.3560	28000.	89	26695	No
5	GOM_NL__2PRFIN20070409_001048_000000492057_00088_26695_7949.N1	09-APR-2007 00:10:48	Straylight	49.000	54	5The Cen	2.0550	4500.0	98	26695	No
6	GOM_NL__2PRFIN20070409_001618_000000402057_00088_26695_7950.N1	09-APR-2007 00:16:18	Twilight	40.000	106	9Bet Crv	2.6480	5600.0	80	26695	No
7	GOM_NL__2PRFIN20070409_001810_000000412057_00088_26695_7951.N1	09-APR-2007 00:18:10	Twilight	40.500	100	4Gam Crv	2.5800	13100.	81	26695	No
8	GOM_NL__2PRFIN20070409_002252_000000412057_00088_26695_7952.N1	09-APR-2007 00:22:52	Bright	40.500	121	29Gam Vir	2.7400	7200.0	81	26695	No
9	GOM_NL__2PRFIN20070409_002732_000000362057_00088_26695_7953.N1	09-APR-2007 00:27:32	Bright	36.000	62	94Bet Leo	2.1360	9700.0	72	26695	No
10	GOM_NL__2PRFIN20070409_003601_000000362057_00088_26695_7954.N1	09-APR-2007 00:36:01	Bright	35.500	174	52Psi UMa	3.0040	4400.0	71	26695	No
11	GOM_NL__2PRFIN20070409_003845_000000372057_00088_26695_7955.N1	09-APR-2007 00:38:45	Bright	36.500	87	64Gam UMa	2.4330	11000.	73	26695	No
12	GOM_NL__2PRFIN20070409_004014_000000392057_00088_26695_7956.N1	09-APR-2007 00:40:14	Bright	39.000	32	77Eps UMa	1.7630	11000.	78	26695	No
13	GOM_NL__2PRFIN20070409_004640_000000392057_00088_26695_7957.N1	09-APR-2007 00:46:40	Bright	39.000	60	7Bet UMi	2.0810	3950.0	78	26695	No
14	GOM_NL__2PRFIN20070409_004858_000000362057_00088_26695_7958.N1	09-APR-2007 00:48:58	Bright	35.500	49	1Alp UMi	1.9900	6300.0	71	26695	No
15	GOM_NL__2PRFIN20070409_005630_000000372057_00088_26695_7959.N1	09-APR-2007 00:56:30	Bright	36.500	89	5Alp Cep	2.4510	8000.0	73	26695	No
16	GOM_NL__2PRFIN20070409_010556_000000492057_00088_26695_7960.N1	09-APR-2007 01:05:56	Bright	48.500	164	44Eta Peg	2.9480	5400.0	97	26695	No
17	GOM_NL__2PRFIN20070409_011237_000000512057_00088_26695_7961.N1	09-APR-2007 01:12:37	Twilight	51.000	61	8Eps Peg	2.1000	3900.0	102	26695	No
18	GOM_NL__2PRFIN20070409_011506_000000432057_00088_26695_7962.N1	09-APR-2007 01:15:06	Twilight	42.500	162	34Alp Aqr	2.9440	5350.0	85	26695	No
19	GOM_NL__2PRFIN20070409_011725_000000422057_00088_26695_7963.N1	09-APR-2007 01:17:25	Dark	41.500	154	22Bet Aqr	2.8990	5700.0	83	26695	No
20	GOM_NL__2PRFIN20070409_011954_000000432057_00088_26695_7964.N1	09-APR-2007 01:19:54	Dark	43.000	142	49Del Cap	2.8500	8900.0	86	26695	No
21	GOM_NL__2PRFIN20070409_013214_000000392057_00089_26696_8141.N1	09-APR-2007 01:32:14	Dark	38.500	45	Alp Pav	1.9400	26000.	77	26696	No
22	GOM_NL__2PRFIN20070409_013907_000000442057_00089_26696_8142.N1	09-APR-2007 01:39:07	Dark	44.000	141	Bet Ara	2.8400	4600.0	88	26696	No
23	GOM_NL__2PRFIN20070409_014144_000000392057_00089_26696_8143.N1	09-APR-2007 01:41:44	Dark	39.000	134	Bet TrA	2.8100	6600.0	78	26696	No
24	GOM_NL__2PRFIN20070409_014416_000000472057_00089_26696_8144.N1	09-APR-2007 01:44:16	Straylight	47.000	4	Alp1Cen	-0.010000	5800.0	94	26696	No
25	GOM_NL__2PRFIN20070409_014716_000000442057_00089_26696_8145.N1	09-APR-2007 01:47:16	Straylight	43.500	78	Alp Lup	2.3040	28000.	87	26696	No
26	GOM_NL__2PRFIN20070409_014852_000000452057_00089_26696_8146.N1	09-APR-2007 01:48:52	Straylight	44.500	81	Eta Cen	2.3560	28000.	89	26696	No
27	GOM_NL__2PRFIN20070409_015124_000000472057_00089_26696_8147.N1	09-APR-2007 01:51:24	Straylight	47.000	54	5The Cen	2.0550	4500.0	94	26696	No
28	GOM_NL__2PRFIN20070409_015654_000000412057_00089_26696_8148.N1	09-APR-2007 01:56:54	Twilight	41.000	106	9Bet Crv	2.6480	5600.0	82	26696	No
29	GOM_NL__2PRFIN20070409_015846_000000402057_00089_26696_8149.N1	09-APR-2007 01:58:46	Twilight	40.000	100	4Gam Crv	2.5800	13100.	80	26696	No
30	GOM_NL__2PRFIN20070409_020328_000000392057_00089_26696_8150.N1	09-APR-2007 02:03:28	Bright	39.000	121	29Gam Vir	2.7400	7200.0	78	26696	No
31	GOM_NL__2PRFIN20070409_020808_000000372057_00089_26696_8151.N1	09-APR-2007 02:08:08	Bright	37.000	62	94Bet Leo	2.1360	9700.0	74	26696	No
32	GOM_NL__2PRFIN20070409_021556_000000392057_00089_26696_8152.N1	09-APR-2007 02:15:56	Bright	38.500	152	12Alp2CVn	2.8900	11000.	77	26696	No
33	GOM_NL__2PRFIN20070409_021921_000000362057_00089_26696_8153.N1	09-APR-2007 02:19:21	Bright	35.500	87	64Gam UMa	2.4330	11000.	71	26696	No
34	GOM_NL__2PRFIN20070409_022050_000000372057_00089_26696_8154.N1	09-APR-2007 02:20:50	Bright	36.500	32	77Eps UMa	1.7630	11000.	73	26696	No
35	GOM_NL__2PRFIN20070409_022716_000000402057_00089_26696_8155.N1	09-APR-2007 02:27:16	Bright	40.000	60	7Bet UMi	2.0810	3950.0	80	26696	No
36	GOM_NL__2PRFIN20070409_022934_000000352057_00089_26696_8156.N1	09-APR-2007 02:29:34	Bright	34.500	49	1Alp UMi	1.9900	6300.0	69	26696	No
37	GOM_NL__2PRFIN20070409_023706_000000362057_00089_26696_8157.N1	09-APR-2007 02:37:06	Bright	36.000	89	5Alp Cep	2.4510	8000.0	72	26696	No
38	GOM_NL__2PRFIN20070409_024632_000000342057_00089_26696_8158.N1	09-APR-2007 02:46:32	Bright	34.000	164	44Eta Peg	2.9480	5400.0	68	26696	No
39	GOM_NL__2PRFIN20070409_025314_000000462057_00089_26696_8159.N1	09-APR-2007 02:53:14	Twilight	45.500	61	8Eps Peg	2.1000	3900.0	91	26696	No
40	GOM_NL__2PRFIN20070409_025542_000000422057_00089_26696_8160.N1	09-APR-2007 02:55:42	Twilight	42.000	162	34Alp Aqr	2.9440	5350.0	84	26696	No
41	GOM_NL__2PRFIN20070409_025802_000000442057_00089_26696_8161.N1	09-APR-2007 02:58:02	Dark	44.000	154	22Bet Aqr	2.8990	5700.0	88	26696	No
42	GOM_NL__2PRFIN20070409_030031_000000422057_00089_26696_8162.N1	09-APR-2007 03:00:31	Dark	42.000	142	49Del Cap	2.8500	8900.0	84	26696	No

279	GOM_NL__2PRFIN20070409_212222_000000452057_00100_26707_8432.N1	09-APR-2007 21:22:22	Twilight	45.000	162	34Alp Aqr	2.9440	5350.0	90	26707	No
280	GOM_NL__2PRFIN20070409_212443_000000452057_00100_26707_8433.N1	09-APR-2007 21:24:43	Dark	45.000	154	22Bet Aqr	2.8990	5700.0	90	26707	No
281	GOM_NL__2PRFIN20070409_212711_000000412057_00100_26707_8434.N1	09-APR-2007 21:27:11	Dark	40.500	142	49Del Cap	2.8500	8900.0	81	26707	No
282	GOM_NL__2PRFIN20070409_213931_000000422057_00101_26708_8428.N1	09-APR-2007 21:39:31	Dark	42.000	45	Alp Pav	1.9400	26000.	84	26708	No
283	GOM_NL__2PRFIN20070409_214628_000000442057_00101_26708_8429.N1	09-APR-2007 21:46:28	Dark	43.500	141	Bet Ara	2.8400	4600.0	87	26708	No
284	GOM_NL__2PRFIN20070409_214901_000000392057_00101_26708_8430.N1	09-APR-2007 21:49:01	Dark	38.500	134	Bet TrA	2.8100	6600.0	77	26708	No
285	GOM_NL__2PRFIN20070409_215132_000000462057_00101_26708_8431.N1	09-APR-2007 21:51:32	Straylight	45.500	4	Alp1Cen	-0.010000	5800.0	91	26708	No
286	GOM_NL__2PRFIN20070409_215433_000000422057_00101_26708_8432.N1	09-APR-2007 21:54:33	Straylight	42.000	78	Alp Lup	2.3040	28000.	84	26708	No
287	GOM_NL__2PRFIN20070409_215610_000000472057_00101_26708_8433.N1	09-APR-2007 21:56:10	Straylight	46.500	81	Eta Cen	2.3560	28000.	93	26708	No
288	GOM_NL__2PRFIN20070409_215841_000000492057_00101_26708_8434.N1	09-APR-2007 21:58:41	Straylight	49.000	54	5The Cen	2.0550	4500.0	98	26708	No
289	GOM_NL__2PRFIN20070409_220407_000000432057_00101_26708_8435.N1	09-APR-2007 22:04:07	Tw_i_and_stray	43.000	106	9Bet Crv	2.6480	5600.0	86	26708	No
290	GOM_NL__2PRFIN20070409_220600_000000412057_00101_26708_8436.N1	09-APR-2007 22:06:00	Tw_i_and_stray	41.000	100	4Gam Crv	2.5800	13100.	82	26708	No
291	GOM_NL__2PRFIN20070409_221039_000000402057_00101_26708_8437.N1	09-APR-2007 22:10:39	Bright	39.500	121	29Gam Vir	2.7400	7200.0	79	26708	No
292	GOM_NL__2PRFIN20070409_221519_000000372057_00101_26708_8438.N1	09-APR-2007 22:15:19	Bright	36.500	62	94Bet Leo	2.1360	9700.0	73	26708	No
293	GOM_NL__2PRFIN20070409_222303_000000402057_00101_26708_8439.N1	09-APR-2007 22:23:03	Bright	40.000	152	12Alp2CVn	2.8900	11000.	80	26708	No
294	GOM_NL__2PRFIN20070409_222631_000000342057_00101_26708_8440.N1	09-APR-2007 22:26:31	Bright	34.000	87	64Gam UMa	2.4330	11000.	68	26708	No
295	GOM_NL__2PRFIN20070409_222757_000000382057_00101_26708_8441.N1	09-APR-2007 22:27:57	Bright	38.000	32	77Eps UMa	1.7630	11000.	76	26708	No
296	GOM_NL__2PRFIN20070409_223423_000000392057_00101_26708_8442.N1	09-APR-2007 22:34:23	Bright	39.000	60	7Bet UMi	2.0810	3950.0	78	26708	No
297	GOM_NL__2PRFIN20070409_223646_000000342057_00101_26708_8443.N1	09-APR-2007 22:36:46	Bright	34.000	49	1Alp UMi	1.9900	6300.0	68	26708	No
298	GOM_NL__2PRFIN20070409_224416_000000372057_00101_26708_8444.N1	09-APR-2007 22:44:16	Bright	37.000	89	5Alp Cep	2.4510	8000.0	74	26708	No
299	GOM_NL__2PRFIN20070409_225345_000000342057_00101_26708_8445.N1	09-APR-2007 22:53:45	Bright	34.000	164	44Eta Peg	2.9480	5400.0	68	26708	No
300	GOM_NL__2PRFIN20070409_230029_000000482057_00101_26708_8446.N1	09-APR-2007 23:00:29	Tw_i_and_stray	47.500	61	8Eps Peg	2.1000	3900.0	95	26708	No
301	GOM_NL__2PRFIN20070409_230258_000000412057_00101_26708_8447.N1	09-APR-2007 23:02:58	Dark	41.000	162	34Alp Aqr	2.9440	5350.0	82	26708	No
302	GOM_NL__2PRFIN20070409_230519_000000472057_00101_26708_8448.N1	09-APR-2007 23:05:19	Dark	46.500	154	22Bet Aqr	2.8990	5700.0	93	26708	No
303	GOM_NL__2PRFIN20070409_230748_000000412057_00101_26708_8449.N1	09-APR-2007 23:07:48	Dark	41.000	142	49Del Cap	2.8500	8900.0	82	26708	No
304	GOM_NL__2PRFIN20070409_232007_000000402057_00102_26709_8444.N1	09-APR-2007 23:20:07	Dark	39.500	45	Alp Pav	1.9400	26000.	79	26709	No
305	GOM_NL__2PRFIN20070409_232704_000000442057_00102_26709_8445.N1	09-APR-2007 23:27:04	Dark	44.000	141	Bet Ara	2.8400	4600.0	88	26709	No
306	GOM_NL__2PRFIN20070409_232938_000000392057_00102_26709_8446.N1	09-APR-2007 23:29:38	Dark	39.000	134	Bet TrA	2.8100	6600.0	78	26709	No
307	GOM_NL__2PRFIN20070409_233208_000000462057_00102_26709_8447.N1	09-APR-2007 23:32:08	Straylight	46.000	4	Alp1Cen	-0.010000	5800.0	92	26709	No
308	GOM_NL__2PRFIN20070409_233510_000000422057_00102_26709_8448.N1	09-APR-2007 23:35:10	Straylight	42.000	78	Alp Lup	2.3040	28000.	84	26709	No
309	GOM_NL__2PRFIN20070409_233646_000000472057_00102_26709_8449.N1	09-APR-2007 23:36:46	Straylight	46.500	81	Eta Cen	2.3560	28000.	93	26709	No
310	GOM_NL__2PRFIN20070409_233917_000000482057_00102_26709_8450.N1	09-APR-2007 23:39:17	Straylight	47.500	54	5The Cen	2.0550	4500.0	95	26709	No
311	GOM_NL__2PRFIN20070409_234443_000000402057_00102_26709_8451.N1	09-APR-2007 23:44:43	Tw_i_and_stray	40.000	106	9Bet Crv	2.6480	5600.0	80	26709	No
312	GOM_NL__2PRFIN20070409_234636_000000402057_00102_26709_8452.N1	09-APR-2007 23:46:36	Tw_i_and_stray	40.000	100	4Gam Crv	2.5800	13100.	80	26709	No
313	GOM_NL__2PRFIN20070409_235115_000000402057_00102_26709_8453.N1	09-APR-2007 23:51:15	Bright	40.000	121	29Gam Vir	2.7400	7200.0	80	26709	No
314	GOM_NL__2PRFIN20070409_235555_000000372057_00102_26709_8454.N1	09-APR-2007 23:55:55	Bright	36.500	62	94Bet Leo	2.1360	9700.0	73	26709	No

3. Quality information per product

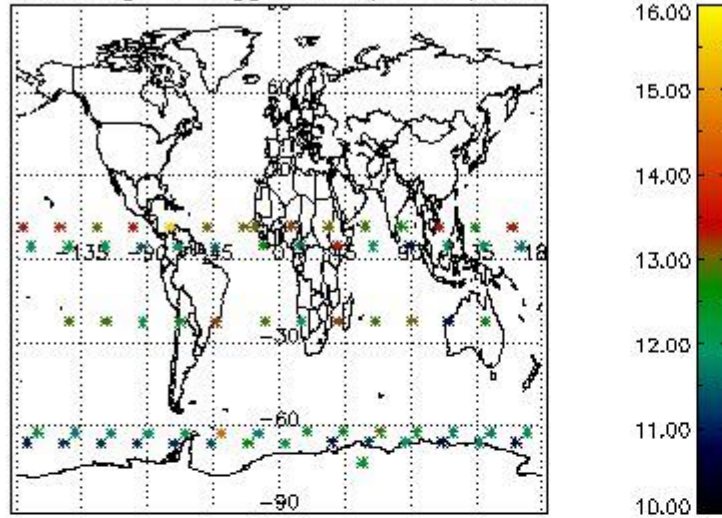
In this section it is plotted some information contained in the Quality Summary data set of the level 2 products. Only products in dark limb conditions and without errors (error flag in the MPH set to "0") are used.

3.1 Plot quality information per product (time dependant)

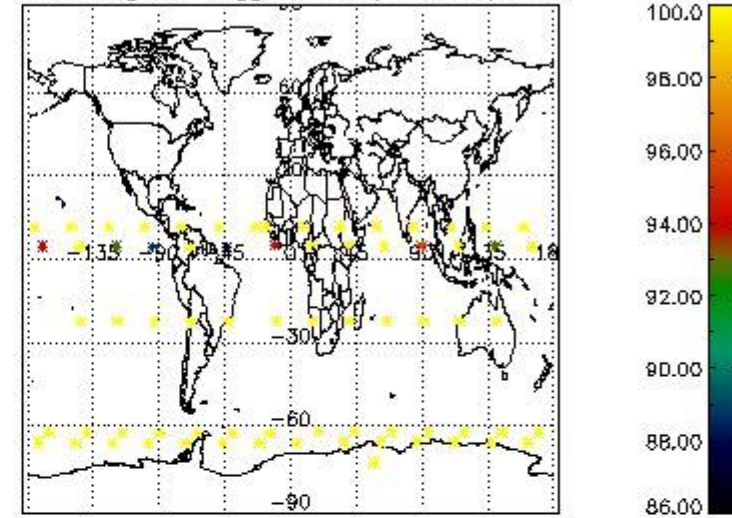


3.2 Plot quality information per product (world map)

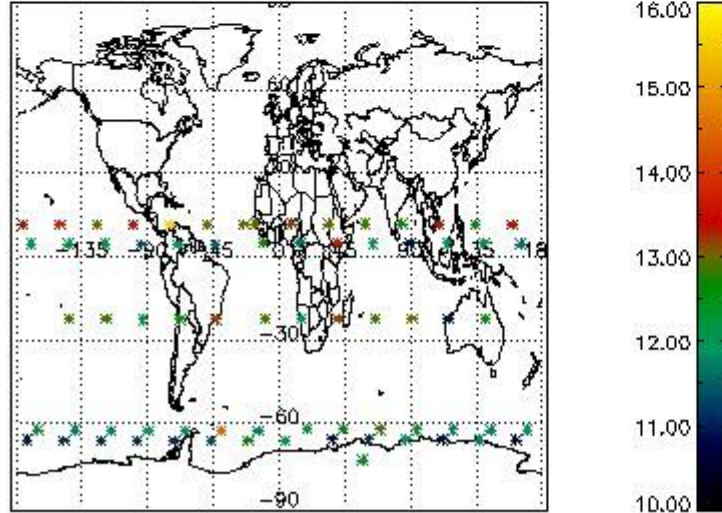
Percentage of flagged data per O3 profile



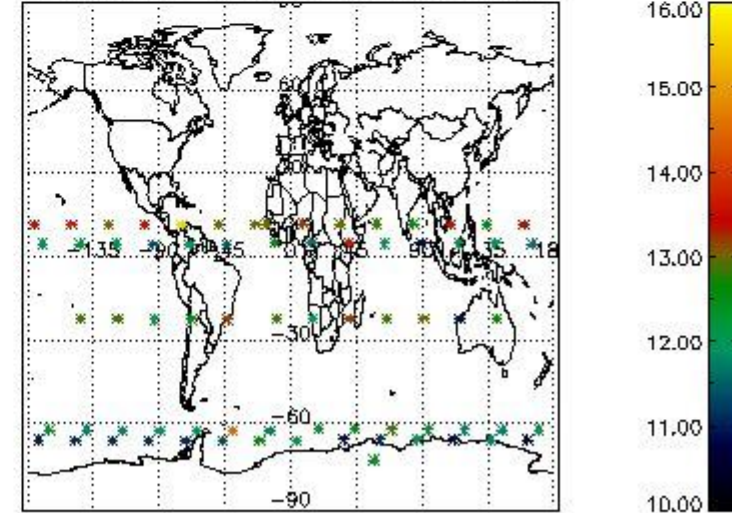
Percentage of flagged data per H2O profile



Percentage of flagged data per NO2 profile



Percentage of flagged data per NO3 profile

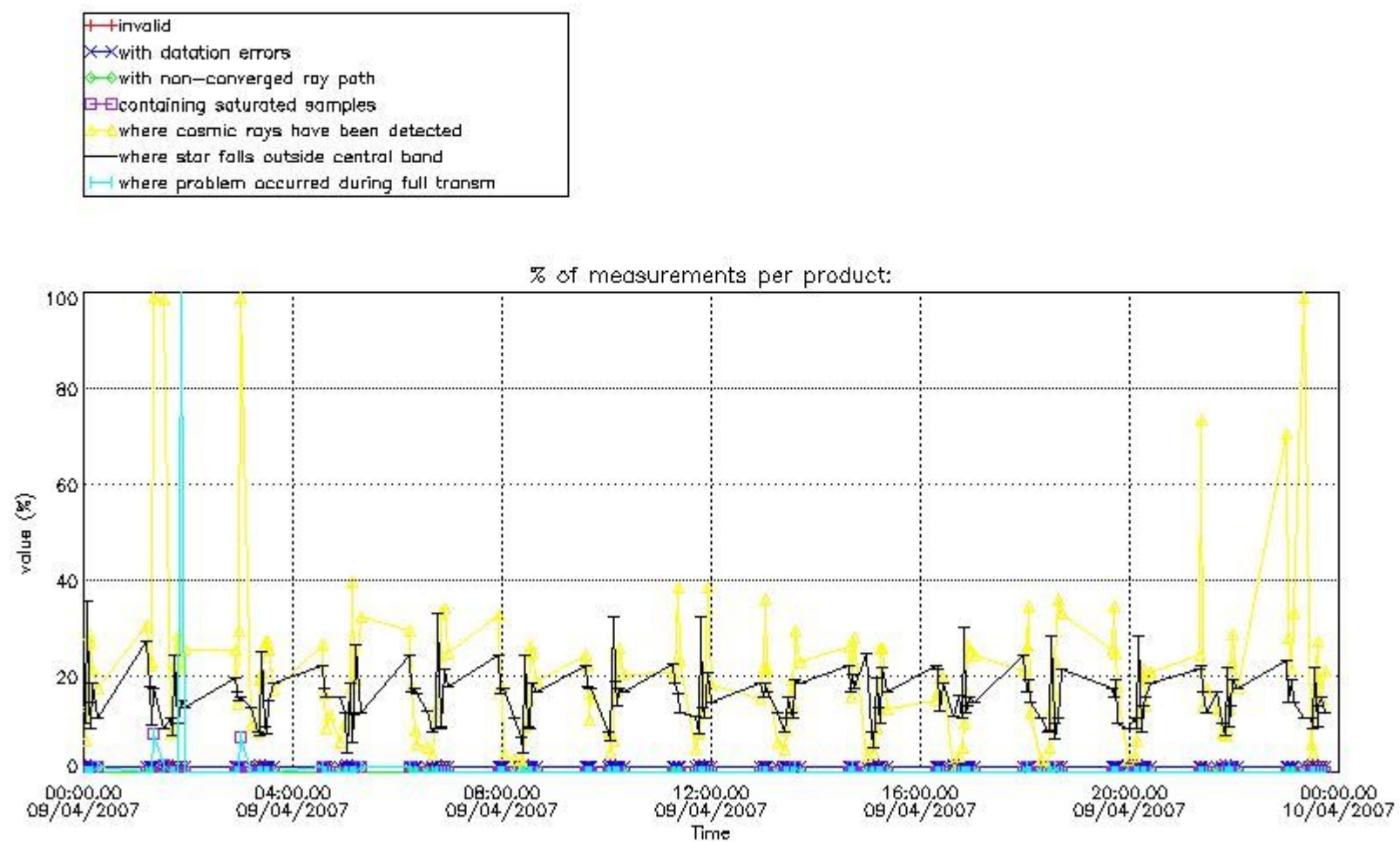


4. Level 1 quality information per product

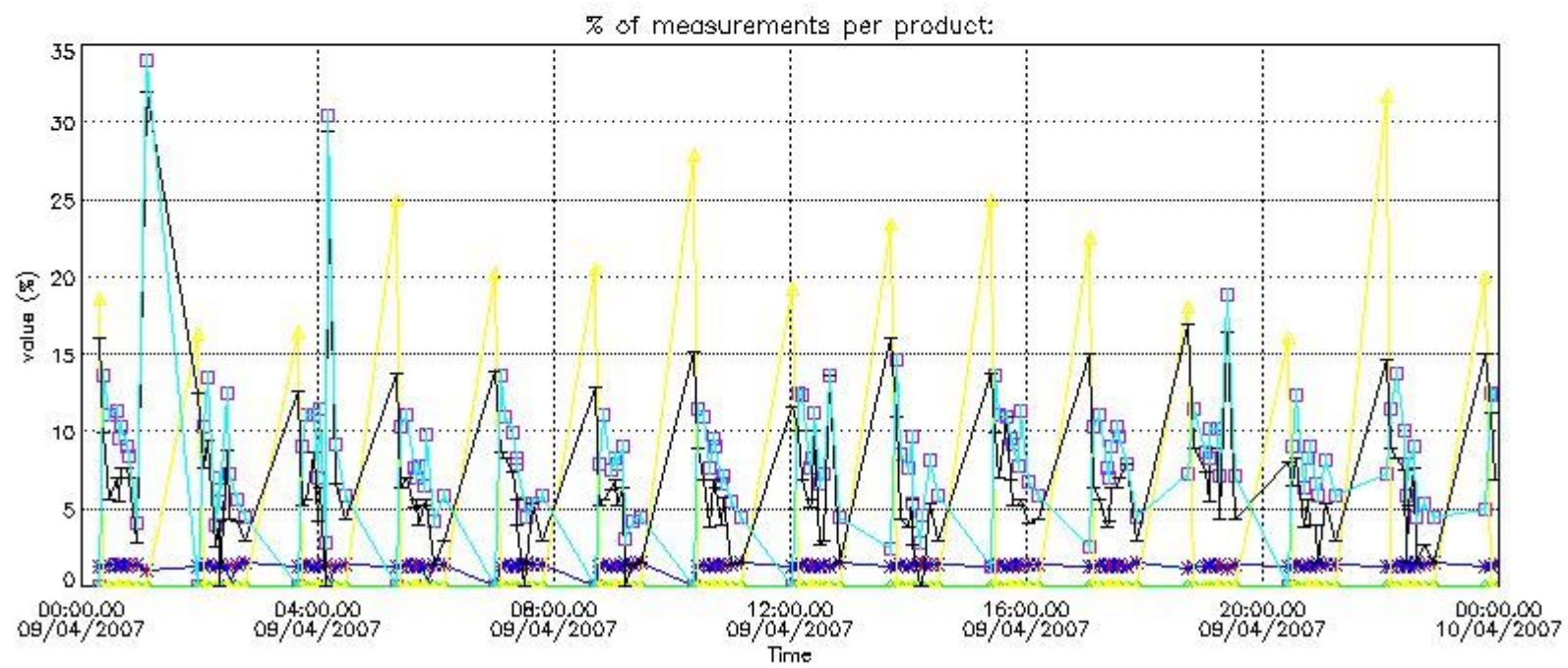
In this section it is plotted some information contained in the Quality Summary data set of the level 2 products that comes from the level 1b processing. Products without errors (error flag in the MPH set to "0") are used.

4.1 Plot quality information per product (time dependant) coming from level 1b processing

4.1.1 Plot level 1 quality information per product (time dependant): ENVISAT ASCENDING passes

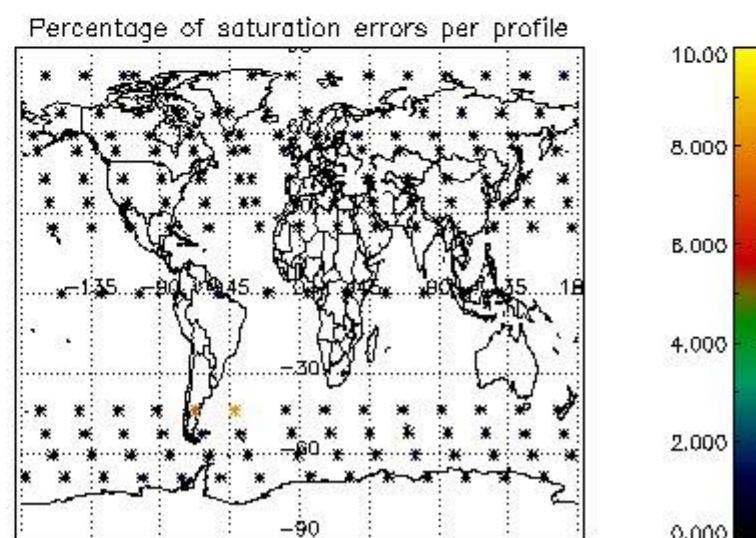
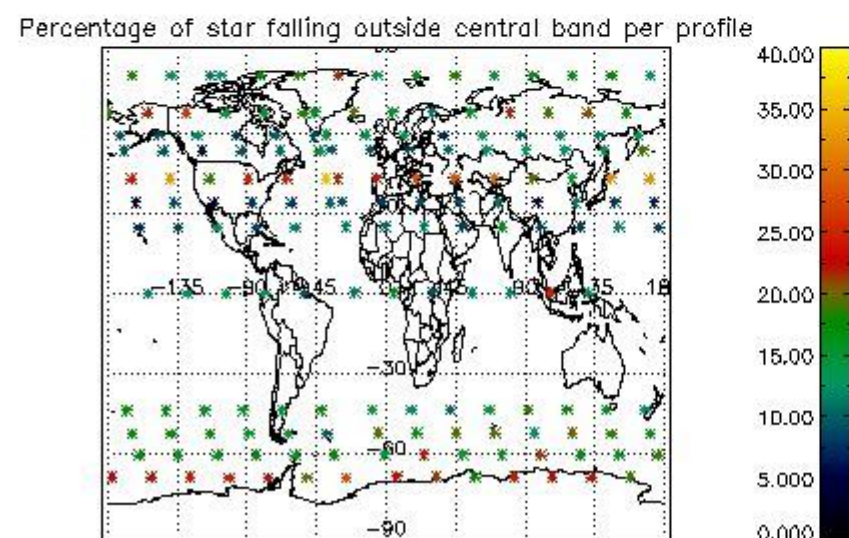
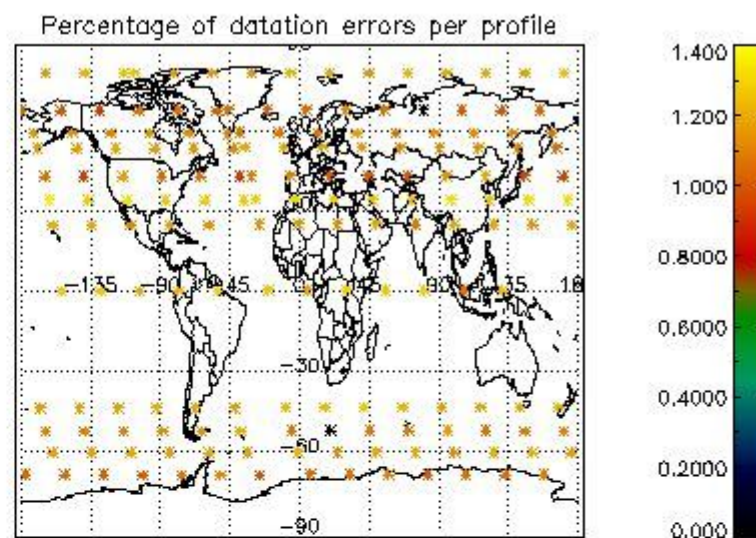
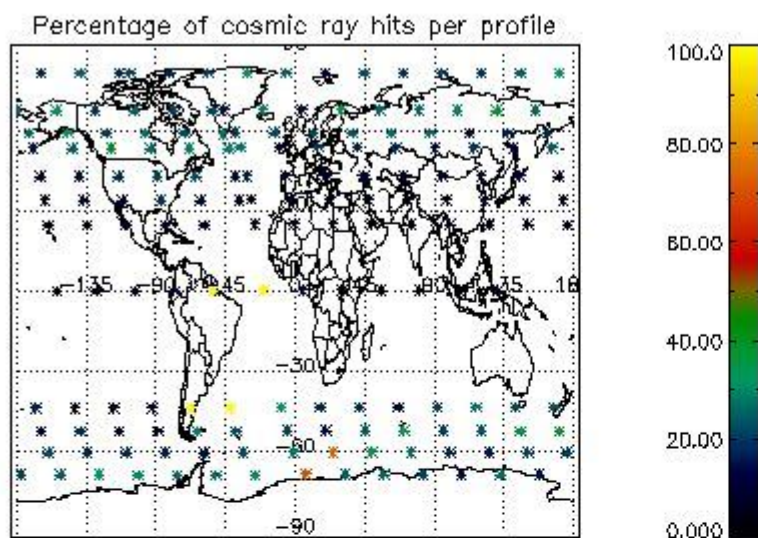


4.1.2 Plot level 1 quality information per product (time dependant): ENVISAT DESCENDING passes

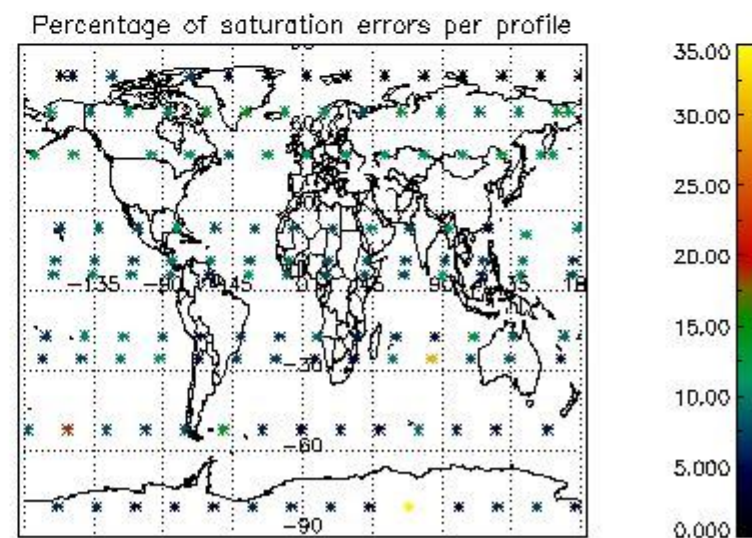
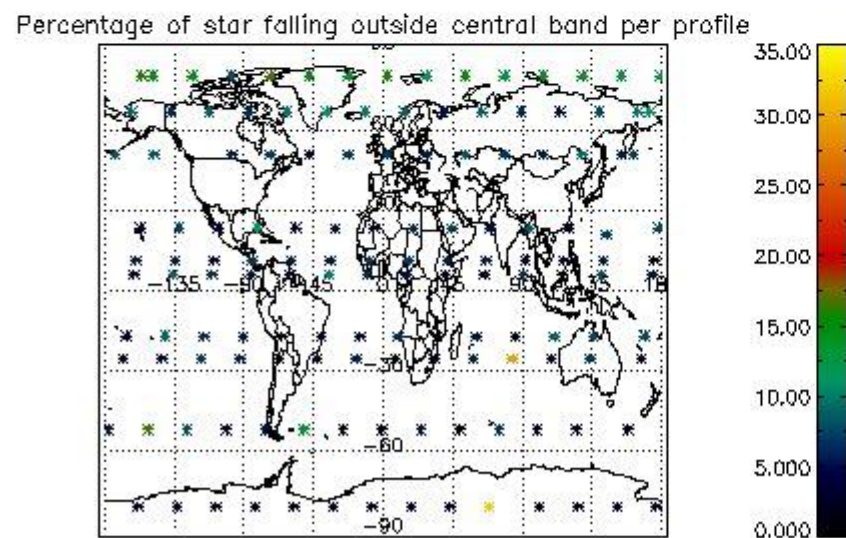
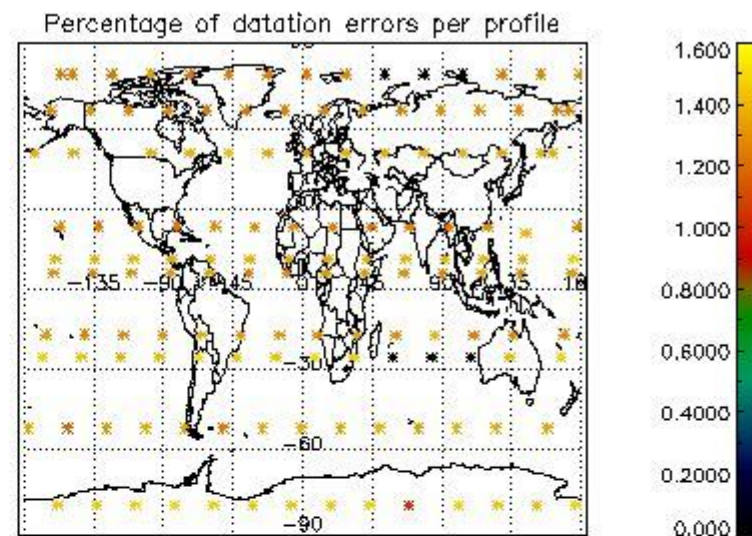
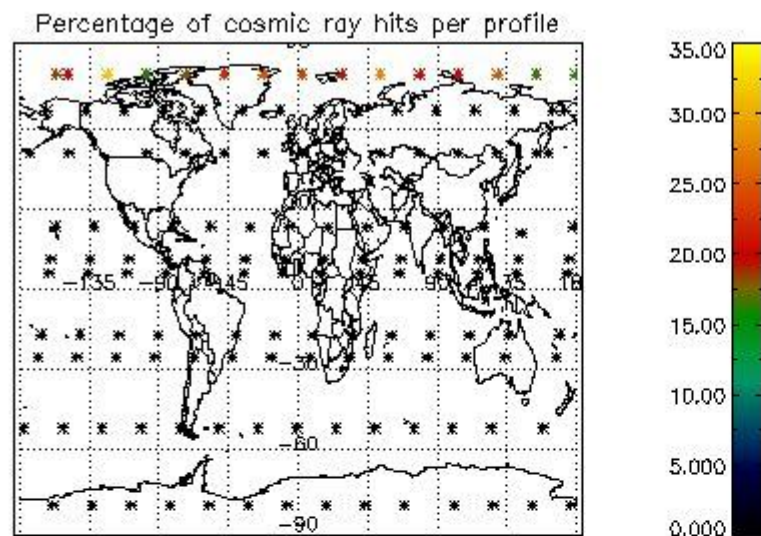


4.2 Plot quality information per product coming from level 1b processing (world map)

4.2.1 Plot level 1 quality information per product (world map): ENVISAT ASCENDING passes



4.2.2 Plot level 1 quality information per product (world map): ENVISAT DESCENDING passes



5. Trace gas profiles

5.1 Ozone statistics based on quality of products

The final quality of the products can be "measured" using the STD (Standard Deviation) attached to every point profile. This information is written to the parameter GOM_NL__2P/NL_LOCAL_SPECIES_DENSITY/o3_std of the level 2 products. The table below shows the statistics for given STD ranges.

The statistics are given with respect to the overall valid production:

- Products without fatal errors: GOM_NL__2P/MPH/PRODUCT_ERR=0
- Valid point profile: GOM_NL__2P/NL_LOCAL_SPECIES_DENSITY/pcd(0)=0

The 'Criteria' is applied to valid points of dark limb products:

- Products in dark limb illumination condition: GOM_NL__2P/NL_SUMMARY_QUALITY/obs_ill_cond=0
- Products without fatal errors: GOM_NL__2P/MPH/PRODUCT_ERR=0
- Valid point profile: GOM_NL__2P/NL_LOCAL_SPECIES_DENSITY/pcd(0)=0

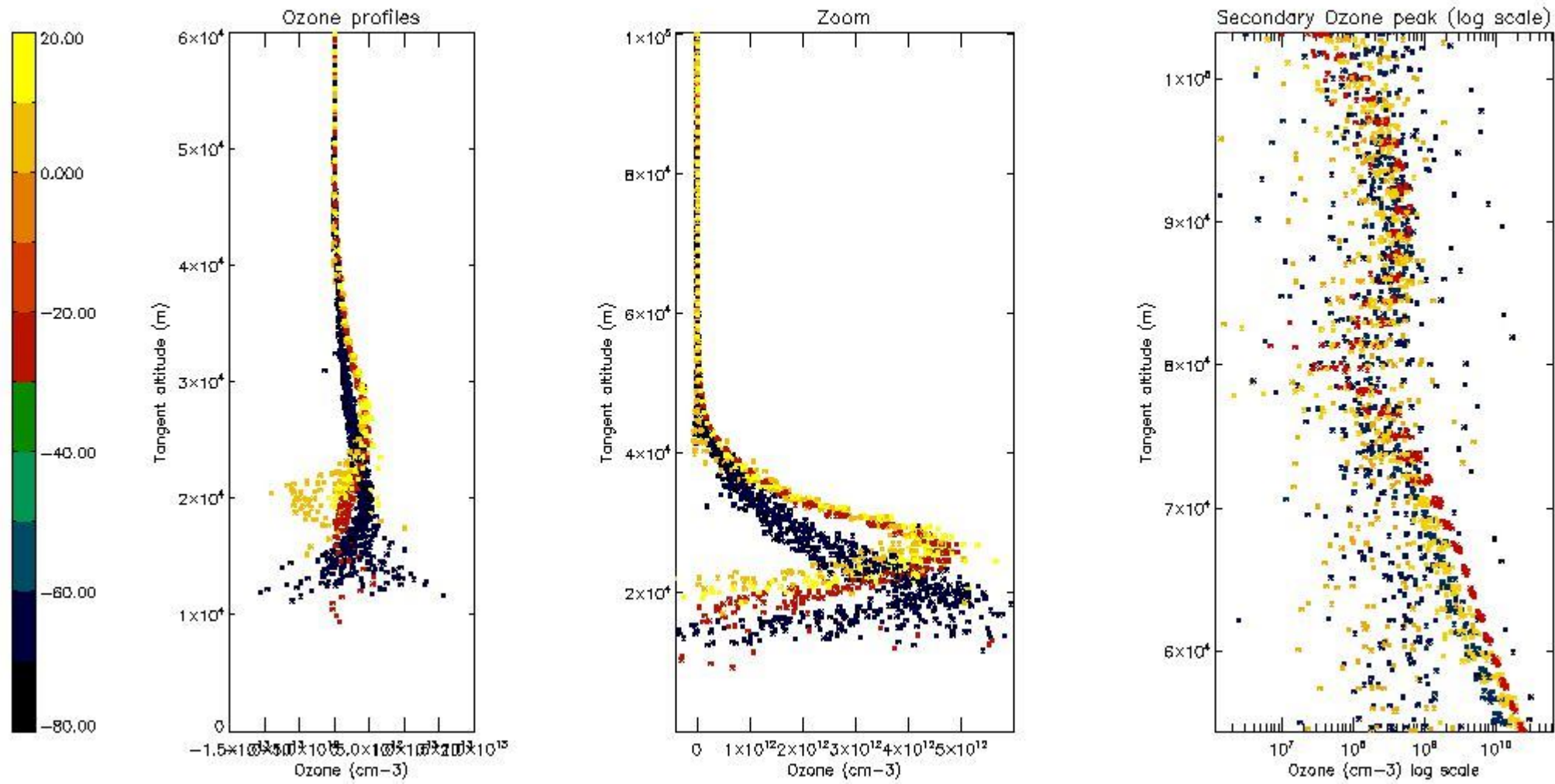
So, the table below shows the percentage of dark limb and valid observations for each criteria with respect to the overall valid daily observations.

Criteria	% of total production
All STD	23
STD < 20	9

STD < 10	5
STD < 5	2

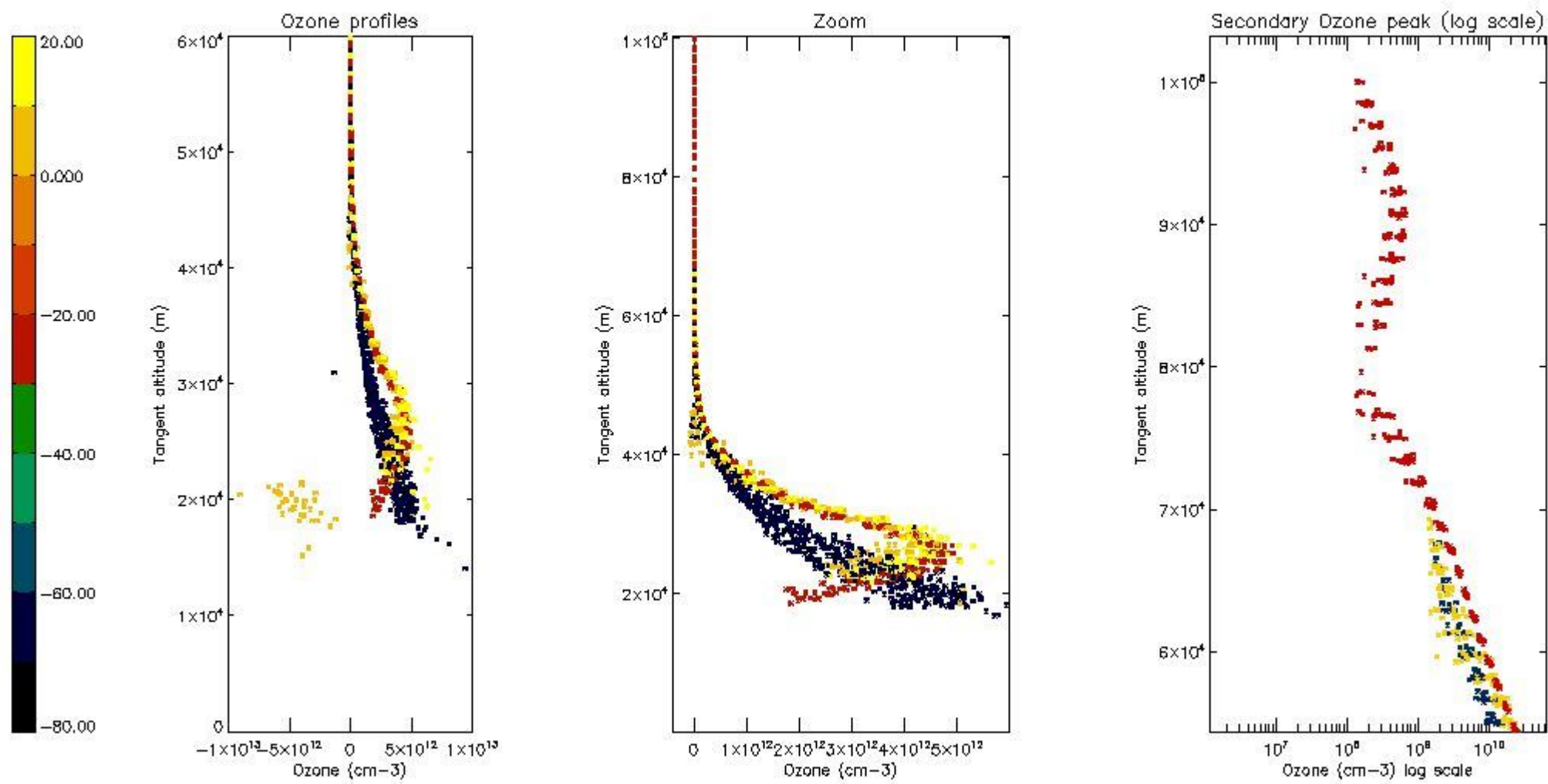
5.2 Plot ozone profiles for all STD (dark without errors)

The colorbar represents the latitude.



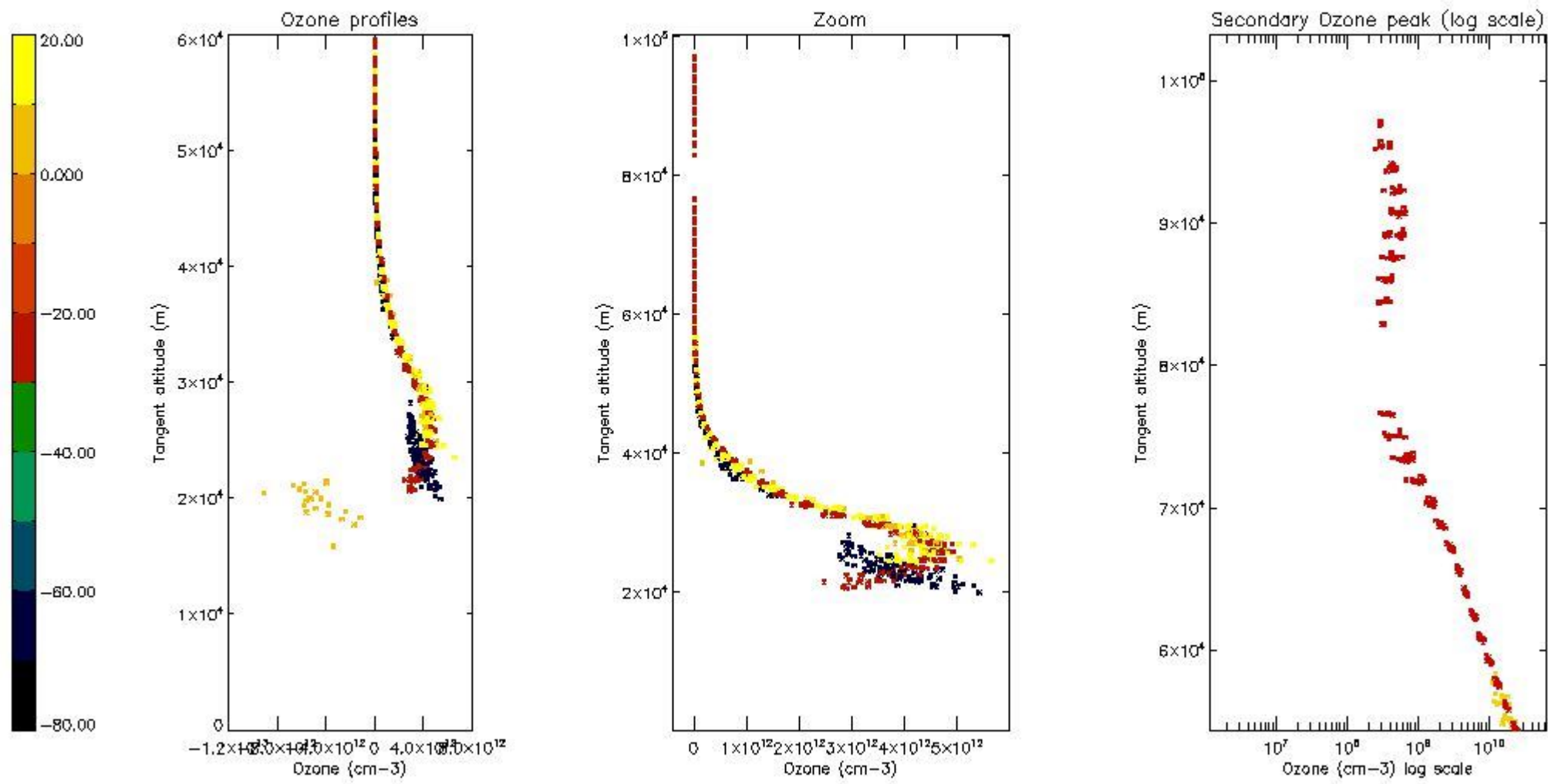
5.3 Plot ozone profiles where STD < 20% (dark without errors)

The colorbar represents the latitude.



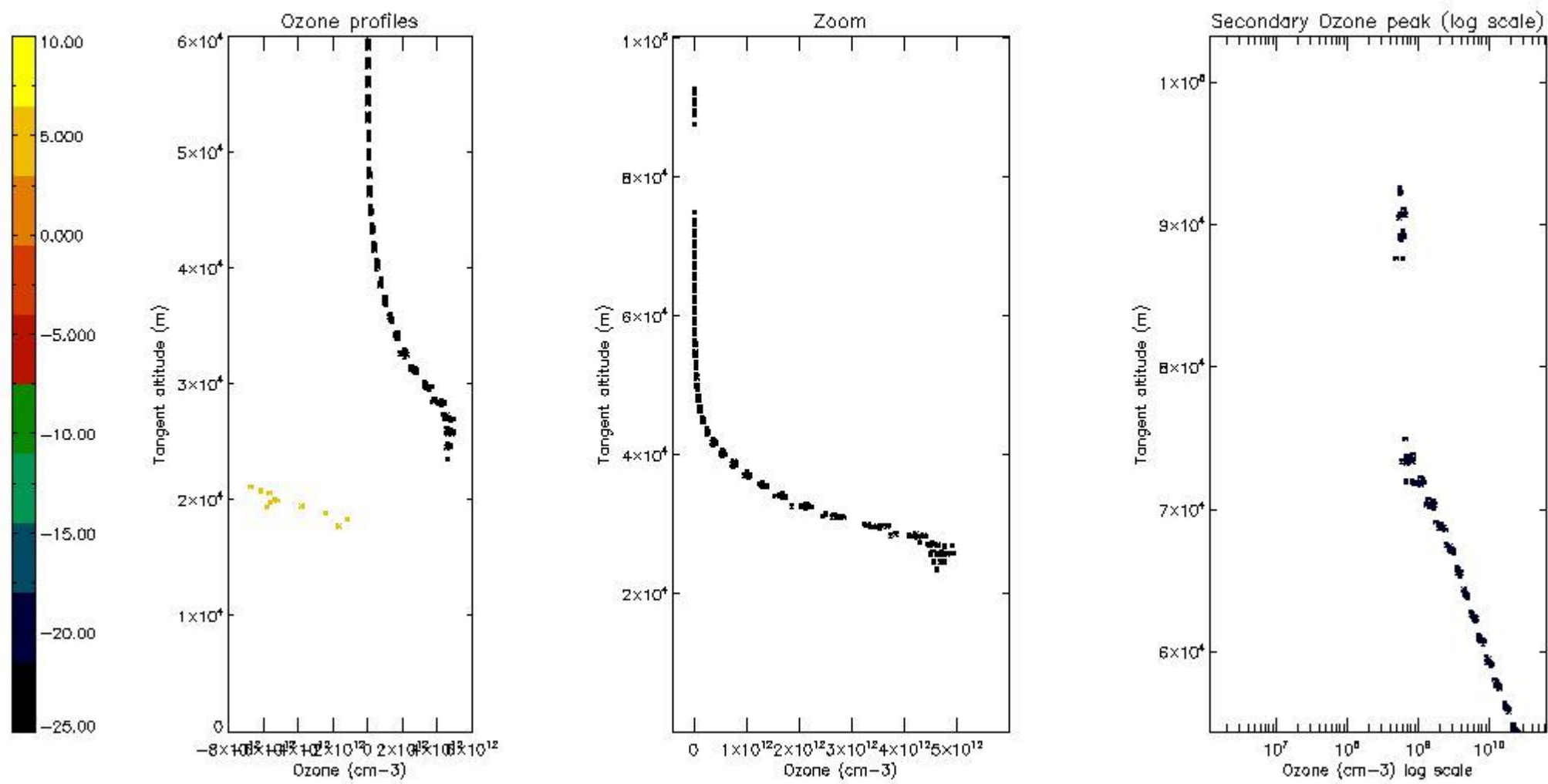
5.4 Plot ozone profiles where STD < 10% (dark without errors)

The colorbar represents the latitude.



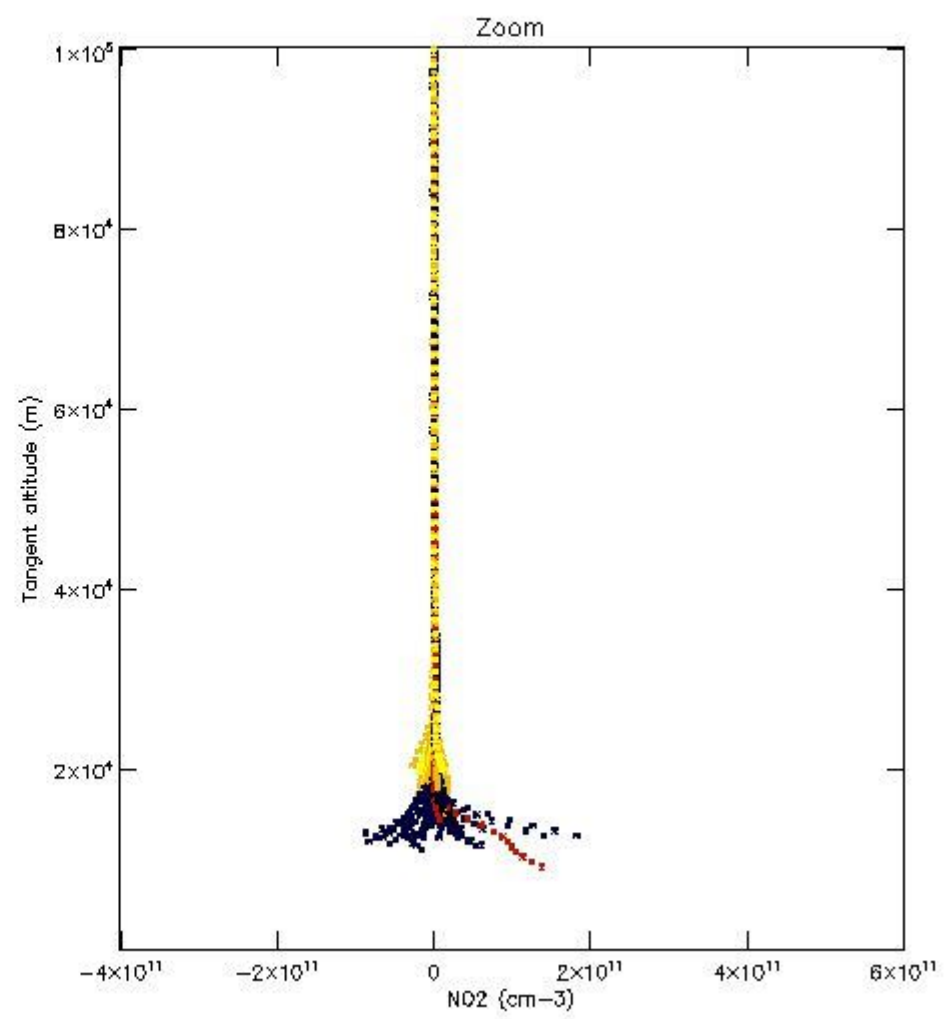
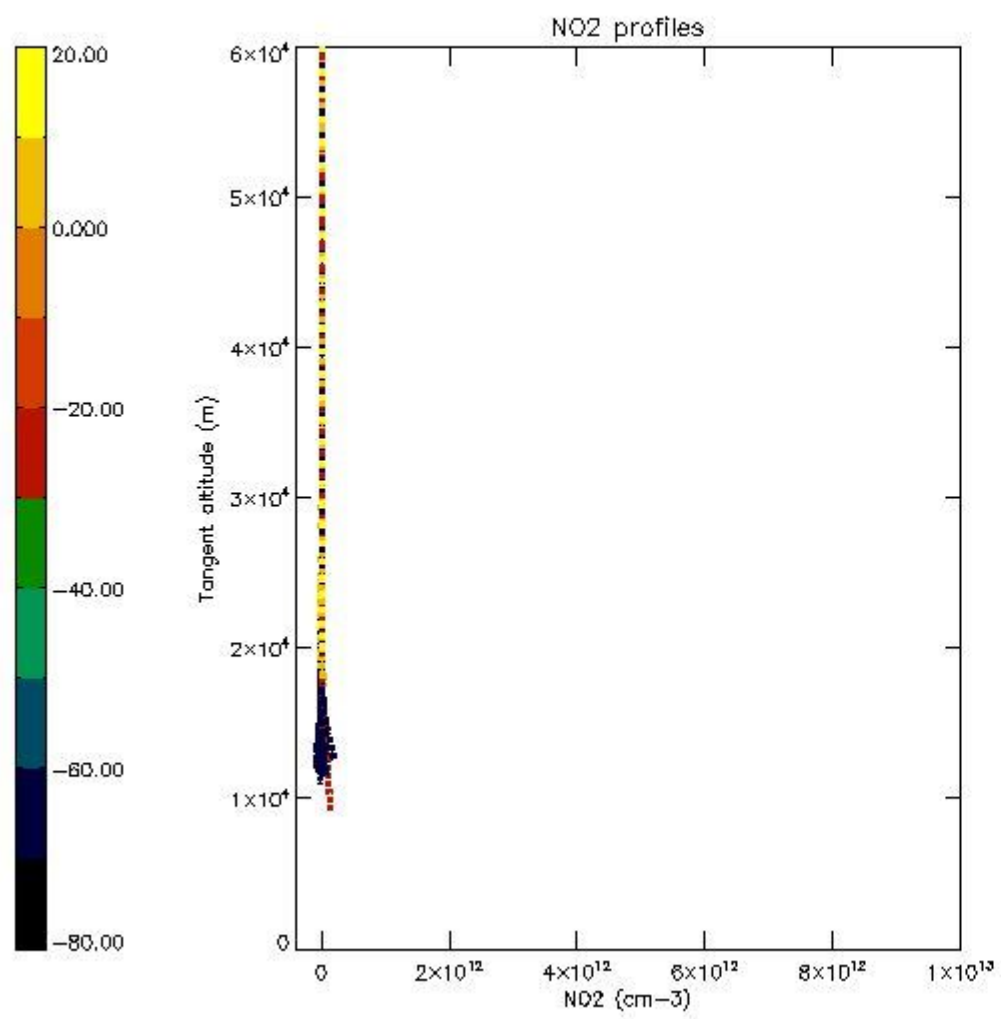
5.5 Plot ozone profiles where STD < 5% (dark without errors)

The colorbar represents the latitude.



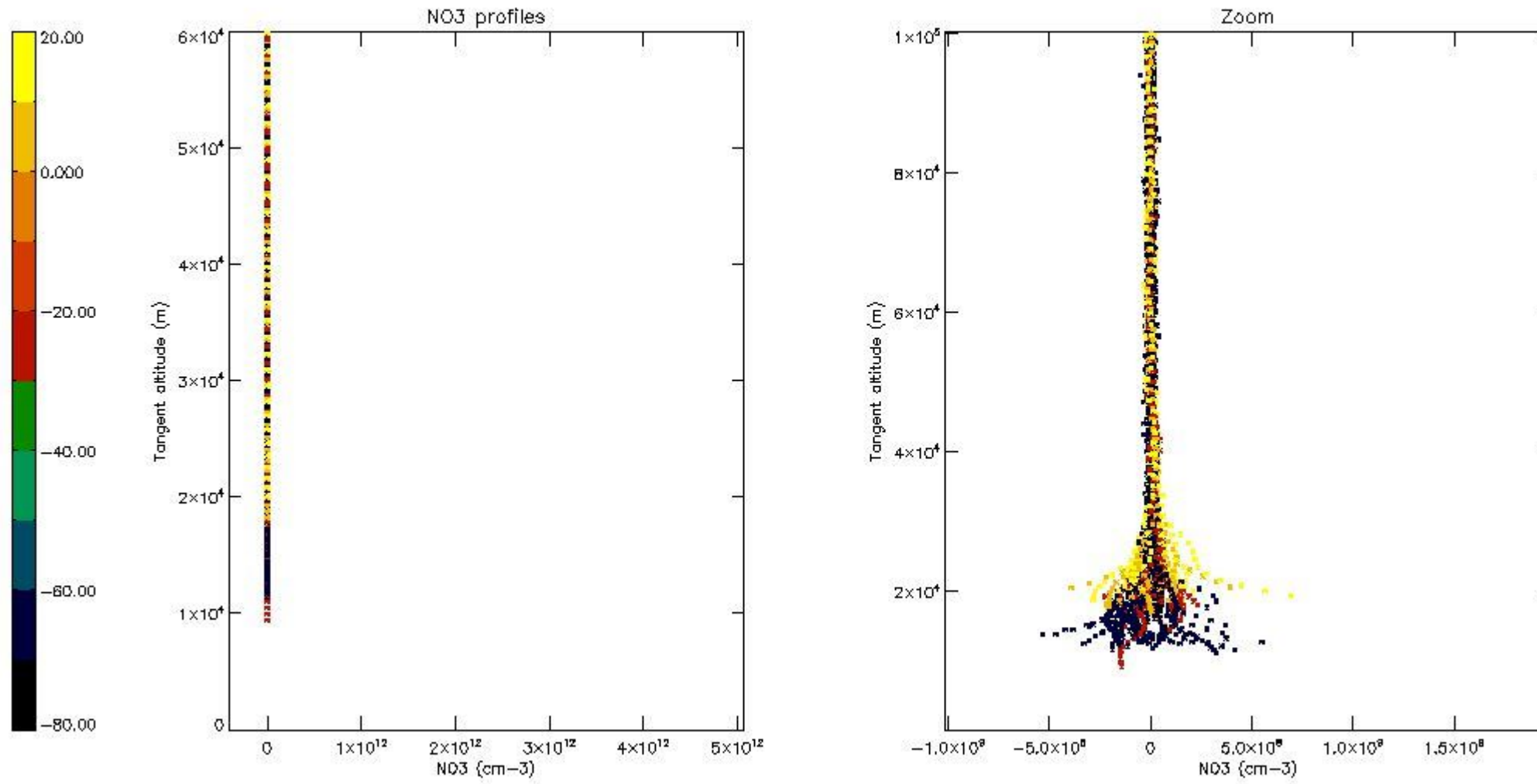
5.6 Plot NO₂ profiles for all STD (dark without errors)

The colorbar represents the latitude.



5.7 Plot NO3 profiles for all STD (dark without errors)

The colorbar represents the latitude.



6. Auxiliary Data Files used for the production reported in section 2

The number reported in the third column indicates since which file (see list in section 2) the corresponding auxiliary file has been used. The fourth column is the date of those product files.

Type	Auxiliary Filename	Used since product	Used since product date
INST_PHYS_CHARACTERISTICS	GOM_INS_AXVIEC20091111_143220_20030716_120000_20500101_000000	1	09-APR-2007 00:01:07
LEVEL-2_PROC_CONFIG	GOM_PR2_AXVIEC20091111_152718_20020301_000000_20500101_000000	1	09-APR-2007 00:01:07
CROSS_SECTIONS_FILE	GOM_CRS_AXVIEC20091111_154832_20020301_000000_20500101_000000	1	09-APR-2007 00:01:07

GOMOS Level 2 Daily Report

SUMMARY

[1. General Info](#)

[2. Summary of processed GOM_NL_2P products](#)

[3. Level 2 Quality information per product](#)

[3.1 Plot of level 2 quality information per product \(time dependant\)](#)

[3.2 Plot of level 2 quality information per product \(world map\)](#)

[4. Level 1 Quality information per product \(stored on level 2 products\)](#)

[4.1 Plot of level 1 quality information per product \(time dependant\)](#)

[4.1.1 Plot of level 1 quality information per product \(time dependant\): ASCENDING](#)

[4.1.2 Plot of level 1 quality information per product \(time dependant\): DESCENDING](#)

[4.2 Plot of level 1 quality information per product \(world map\)](#)

[4.2.1 Plot of level 1 quality information per product \(world map\): ASCENDING](#)

[4.2.2 Plot of level 1 quality information per product \(world map\): DESCENDING](#)

[5. Ozone profiles based on quality statistics and other trace gas profiles](#)

[5.1 Ozone statistics based on quality of products](#)

[5.2 Plot ozone profiles for all STD \(dark without errors\)](#)

[5.3 Plot ozone profiles where STD < 20% \(dark without errors\)](#)

[5.4. Plot ozone profiles where STD < 10% \(dark without errors\)](#)

[5.5. Plot ozone profiles where STD < 5% \(dark without errors\)](#)

[5.6 Plot NO2 profiles for all STD \(dark without errors\)](#)

[5.7 Plot NO3 profiles for all STD \(dark without errors\)](#)

[5.8 Plot H2O profiles \(only for occultations of stars 1,2,3,4,13,14,16,26,63 dark without errors\) for all STD](#)

[6. Auxiliary Data Files used for the production reported in section 2](#)

This report presents the daily analysis on parameters extracted from GOMOS level 2 data (GOM_NL__2P). It is intended to monitor some important parameters that will impact the quality of these products. A list of level 2 products (and content) that have arrived during the reporting day to the PCF is also given.

Item	Value
Time of report generation	22APR2013 18:13:57
Data source version	GOMOS/6.01
Start time of products	09-04-2007 (09APR2007 00:00:00)
Stop time of products	10-04-2007 (10APR2007 00:00:00)
Store outputs in DB	Yes
Nb of level 2 prods	314
Nb of prods with errors	0

2. Summary of processed GOM_NL__2P products.

Nr	Filename	UTC Start time	Limb	Duration	Star Id	Star Name	Star Mag	Star Temp	Nb Meas	Orbit	Prod. error
1	GOM_NL__2PRFIN20070409_000107_000000392057_00088_26695_7945.N1	09-APR-2007 00:01:07	Dark	39.000	134	Bet TrA	2.8100	6600.0	78	26695	No
2	GOM_NL__2PRFIN20070409_000339_000000552057_00088_26695_7946.N1	09-APR-2007 00:03:39	Straylight	54.500	4	Alp1Cen	-0.010000	5800.0	109	26695	No
3	GOM_NL__2PRFIN20070409_000639_000000452057_00088_26695_7947.N1	09-APR-2007 00:06:39	Straylight	45.000	78	Alp Lup	2.3040	28000.	90	26695	No
4	GOM_NL__2PRFIN20070409_000816_000000452057_00088_26695_7948.N1	09-APR-2007 00:08:16	Straylight	44.500	81	Eta Cen	2.3560	28000.	89	26695	No
5	GOM_NL__2PRFIN20070409_001048_000000492057_00088_26695_7949.N1	09-APR-2007 00:10:48	Straylight	49.000	54	5The Cen	2.0550	4500.0	98	26695	No
6	GOM_NL__2PRFIN20070409_001618_000000402057_00088_26695_7950.N1	09-APR-2007 00:16:18	Twilight	40.000	106	9Bet Crv	2.6480	5600.0	80	26695	No
7	GOM_NL__2PRFIN20070409_001810_000000412057_00088_26695_7951.N1	09-APR-2007 00:18:10	Twilight	40.500	100	4Gam Crv	2.5800	13100.	81	26695	No
8	GOM_NL__2PRFIN20070409_002252_000000412057_00088_26695_7952.N1	09-APR-2007 00:22:52	Bright	40.500	121	29Gam Vir	2.7400	7200.0	81	26695	No
9	GOM_NL__2PRFIN20070409_002732_000000362057_00088_26695_7953.N1	09-APR-2007 00:27:32	Bright	36.000	62	94Bet Leo	2.1360	9700.0	72	26695	No
10	GOM_NL__2PRFIN20070409_003601_000000362057_00088_26695_7954.N1	09-APR-2007 00:36:01	Bright	35.500	174	52Psi UMa	3.0040	4400.0	71	26695	No
11	GOM_NL__2PRFIN20070409_003845_000000372057_00088_26695_7955.N1	09-APR-2007 00:38:45	Bright	36.500	87	64Gam UMa	2.4330	11000.	73	26695	No
12	GOM_NL__2PRFIN20070409_004014_000000392057_00088_26695_7956.N1	09-APR-2007 00:40:14	Bright	39.000	32	77Eps UMa	1.7630	11000.	78	26695	No
13	GOM_NL__2PRFIN20070409_004640_000000392057_00088_26695_7957.N1	09-APR-2007 00:46:40	Bright	39.000	60	7Bet UMi	2.0810	3950.0	78	26695	No
14	GOM_NL__2PRFIN20070409_004858_000000362057_00088_26695_7958.N1	09-APR-2007 00:48:58	Bright	35.500	49	1Alp UMi	1.9900	6300.0	71	26695	No
15	GOM_NL__2PRFIN20070409_005630_000000372057_00088_26695_7959.N1	09-APR-2007 00:56:30	Bright	36.500	89	5Alp Cep	2.4510	8000.0	73	26695	No
16	GOM_NL__2PRFIN20070409_010556_000000492057_00088_26695_7960.N1	09-APR-2007 01:05:56	Bright	48.500	164	44Eta Peg	2.9480	5400.0	97	26695	No
17	GOM_NL__2PRFIN20070409_011237_000000512057_00088_26695_7961.N1	09-APR-2007 01:12:37	Twilight	51.000	61	8Eps Peg	2.1000	3900.0	102	26695	No
18	GOM_NL__2PRFIN20070409_011506_000000432057_00088_26695_7962.N1	09-APR-2007 01:15:06	Twilight	42.500	162	34Alp Aqr	2.9440	5350.0	85	26695	No
19	GOM_NL__2PRFIN20070409_011725_000000422057_00088_26695_7963.N1	09-APR-2007 01:17:25	Dark	41.500	154	22Bet Aqr	2.8990	5700.0	83	26695	No
20	GOM_NL__2PRFIN20070409_011954_000000432057_00088_26695_7964.N1	09-APR-2007 01:19:54	Dark	43.000	142	49Del Cap	2.8500	8900.0	86	26695	No
21	GOM_NL__2PRFIN20070409_013214_000000392057_00089_26696_8141.N1	09-APR-2007 01:32:14	Dark	38.500	45	Alp Pav	1.9400	26000.	77	26696	No
22	GOM_NL__2PRFIN20070409_013907_000000442057_00089_26696_8142.N1	09-APR-2007 01:39:07	Dark	44.000	141	Bet Ara	2.8400	4600.0	88	26696	No
23	GOM_NL__2PRFIN20070409_014144_000000392057_00089_26696_8143.N1	09-APR-2007 01:41:44	Dark	39.000	134	Bet TrA	2.8100	6600.0	78	26696	No
24	GOM_NL__2PRFIN20070409_014416_000000472057_00089_26696_8144.N1	09-APR-2007 01:44:16	Straylight	47.000	4	Alp1Cen	-0.010000	5800.0	94	26696	No
25	GOM_NL__2PRFIN20070409_014716_000000442057_00089_26696_8145.N1	09-APR-2007 01:47:16	Straylight	43.500	78	Alp Lup	2.3040	28000.	87	26696	No
26	GOM_NL__2PRFIN20070409_014852_000000452057_00089_26696_8146.N1	09-APR-2007 01:48:52	Straylight	44.500	81	Eta Cen	2.3560	28000.	89	26696	No
27	GOM_NL__2PRFIN20070409_015124_000000472057_00089_26696_8147.N1	09-APR-2007 01:51:24	Straylight	47.000	54	5The Cen	2.0550	4500.0	94	26696	No
28	GOM_NL__2PRFIN20070409_015654_000000412057_00089_26696_8148.N1	09-APR-2007 01:56:54	Twilight	41.000	106	9Bet Crv	2.6480	5600.0	82	26696	No
29	GOM_NL__2PRFIN20070409_015846_000000402057_00089_26696_8149.N1	09-APR-2007 01:58:46	Twilight	40.000	100	4Gam Crv	2.5800	13100.	80	26696	No
30	GOM_NL__2PRFIN20070409_020328_000000392057_00089_26696_8150.N1	09-APR-2007 02:03:28	Bright	39.000	121	29Gam Vir	2.7400	7200.0	78	26696	No
31	GOM_NL__2PRFIN20070409_020808_000000372057_00089_26696_8151.N1	09-APR-2007 02:08:08	Bright	37.000	62	94Bet Leo	2.1360	9700.0	74	26696	No
32	GOM_NL__2PRFIN20070409_021556_000000392057_00089_26696_8152.N1	09-APR-2007 02:15:56	Bright	38.500	152	12Alp2CVn	2.8900	11000.	77	26696	No
33	GOM_NL__2PRFIN20070409_021921_000000362057_00089_26696_8153.N1	09-APR-2007 02:19:21	Bright	35.500	87	64Gam UMa	2.4330	11000.	71	26696	No
34	GOM_NL__2PRFIN20070409_022050_000000372057_00089_26696_8154.N1	09-APR-2007 02:20:50	Bright	36.500	32	77Eps UMa	1.7630	11000.	73	26696	No
35	GOM_NL__2PRFIN20070409_022716_000000402057_00089_26696_8155.N1	09-APR-2007 02:27:16	Bright	40.000	60	7Bet UMi	2.0810	3950.0	80	26696	No
36	GOM_NL__2PRFIN20070409_022934_000000352057_00089_26696_8156.N1	09-APR-2007 02:29:34	Bright	34.500	49	1Alp UMi	1.9900	6300.0	69	26696	No
37	GOM_NL__2PRFIN20070409_023706_000000362057_00089_26696_8157.N1	09-APR-2007 02:37:06	Bright	36.000	89	5Alp Cep	2.4510	8000.0	72	26696	No
38	GOM_NL__2PRFIN20070409_024632_000000342057_00089_26696_8158.N1	09-APR-2007 02:46:32	Bright	34.000	164	44Eta Peg	2.9480	5400.0	68	26696	No
39	GOM_NL__2PRFIN20070409_025314_000000462057_00089_26696_8159.N1	09-APR-2007 02:53:14	Twilight	45.500	61	8Eps Peg	2.1000	3900.0	91	26696	No
40	GOM_NL__2PRFIN20070409_025542_000000422057_00089_26696_8160.N1	09-APR-2007 02:55:42	Twilight	42.000	162	34Alp Aqr	2.9440	5350.0	84	26696	No
41	GOM_NL__2PRFIN20070409_025802_000000442057_00089_26696_8161.N1	09-APR-2007 02:58:02	Dark	44.000	154	22Bet Aqr	2.8990	5700.0	88	26696	No
42	GOM_NL__2PRFIN20070409_030031_000000422057_00089_26696_8162.N1	09-APR-2007 03:00:31	Dark	42.000	142	49Del Cap	2.8500	8900.0	84	26696	No

43	GOM_NL__2PRFIN20070409_031251_000000412057_00090_26697_8166.N1	09-APR-2007 03:12:51	Dark	40.500	45	Alp Pav	1.9400	26000.	81	26697	No
44	GOM_NL__2PRFIN20070409_031944_000000432057_00090_26697_8167.N1	09-APR-2007 03:19:44	Dark	42.500	141	Bet Ara	2.8400	4600.0	85	26697	No
45	GOM_NL__2PRFIN20070409_032220_000000392057_00090_26697_8168.N1	09-APR-2007 03:22:20	Dark	39.000	134	Bet TrA	2.8100	6600.0	78	26697	No
46	GOM_NL__2PRFIN20070409_032452_000000482057_00090_26697_8169.N1	09-APR-2007 03:24:52	Straylight	48.000	4	Alp1Cen	-0.010000	5800.0	96	26697	No
47	GOM_NL__2PRFIN20070409_032752_000000432057_00090_26697_8170.N1	09-APR-2007 03:27:52	Straylight	43.000	78	Alp Lup	2.3040	28000.	86	26697	No
48	GOM_NL__2PRFIN20070409_032929_000000442057_00090_26697_8171.N1	09-APR-2007 03:29:29	Straylight	44.000	81	Eta Cen	2.3560	28000.	88	26697	No
49	GOM_NL__2PRFIN20070409_033201_000000472057_00090_26697_8172.N1	09-APR-2007 03:32:01	Straylight	47.000	54	5The Cen	2.0550	4500.0	94	26697	No
50	GOM_NL__2PRFIN20070409_033730_000000442057_00090_26697_8173.N1	09-APR-2007 03:37:30	Twi_and_stray	43.500	106	9Bet Crv	2.6480	5600.0	87	26697	No
51	GOM_NL__2PRFIN20070409_033922_000000402057_00090_26697_8174.N1	09-APR-2007 03:39:22	Twi_and_stray	39.500	100	4Gam Crv	2.5800	13100.	79	26697	No
52	GOM_NL__2PRFIN20070409_034404_000000392057_00090_26697_8175.N1	09-APR-2007 03:44:04	Bright	38.500	121	29Gam Vir	2.7400	7200.0	77	26697	No
53	GOM_NL__2PRFIN20070409_034844_000000362057_00090_26697_8176.N1	09-APR-2007 03:48:44	Bright	36.000	62	94Bet Leo	2.1360	9700.0	72	26697	No
54	GOM_NL__2PRFIN20070409_035632_000000412057_00090_26697_8177.N1	09-APR-2007 03:56:32	Bright	40.500	152	12Alp2CVn	2.8900	11000.	81	26697	No
55	GOM_NL__2PRFIN20070409_035957_000000362057_00090_26697_8178.N1	09-APR-2007 03:59:57	Bright	35.500	87	64Gam UMa	2.4330	11000.	71	26697	No
56	GOM_NL__2PRFIN20070409_040125_000000402057_00090_26697_8179.N1	09-APR-2007 04:01:25	Bright	39.500	32	77Eps UMa	1.7630	11000.	79	26697	No
57	GOM_NL__2PRFIN20070409_040751_000000362057_00090_26697_8180.N1	09-APR-2007 04:07:51	Bright	35.500	60	7Bet UMi	2.0810	3950.0	71	26697	No
58	GOM_NL__2PRFIN20070409_041010_000000462057_00090_26697_8181.N1	09-APR-2007 04:10:10	Bright	46.000	49	1Alp UMi	1.9900	6300.0	92	26697	No
59	GOM_NL__2PRFIN20070409_041742_000000382057_00090_26697_8182.N1	09-APR-2007 04:17:42	Bright	38.000	89	5Alp Cep	2.4510	8000.0	76	26697	No
60	GOM_NL__2PRFIN20070409_042708_000000352057_00090_26697_8183.N1	09-APR-2007 04:27:08	Bright	34.500	164	44Eta Peg	2.9480	5400.0	69	26697	No
61	GOM_NL__2PRFIN20070409_043350_000000472057_00090_26697_8184.N1	09-APR-2007 04:33:50	Twi_and_stray	47.000	61	8Eps Peg	2.1000	3900.0	94	26697	No
62	GOM_NL__2PRFIN20070409_043619_000000432057_00090_26697_8185.N1	09-APR-2007 04:36:19	Twilight	43.000	162	34Alp Aqr	2.9440	5350.0	86	26697	No
63	GOM_NL__2PRFIN20070409_043838_000000452057_00090_26697_8186.N1	09-APR-2007 04:38:38	Dark	44.500	154	22Bet Aqr	2.8990	5700.0	89	26697	No
64	GOM_NL__2PRFIN20070409_044107_000000422057_00090_26697_8187.N1	09-APR-2007 04:41:07	Dark	42.000	142	49Del Cap	2.8500	8900.0	84	26697	No
65	GOM_NL__2PRFIN20070409_045327_000000422057_00091_26698_8177.N1	09-APR-2007 04:53:27	Dark	41.500	45	Alp Pav	1.9400	26000.	83	26698	No
66	GOM_NL__2PRFIN20070409_050021_000000452057_00091_26698_8178.N1	09-APR-2007 05:00:21	Dark	44.500	141	Bet Ara	2.8400	4600.0	89	26698	No
67	GOM_NL__2PRFIN20070409_050257_000000382057_00091_26698_8179.N1	09-APR-2007 05:02:57	Dark	37.500	134	Bet TrA	2.8100	6600.0	75	26698	No
68	GOM_NL__2PRFIN20070409_050528_000000432057_00091_26698_8180.N1	09-APR-2007 05:05:28	Straylight	43.000	4	Alp1Cen	-0.010000	5800.0	86	26698	No
69	GOM_NL__2PRFIN20070409_050829_000000422057_00091_26698_8181.N1	09-APR-2007 05:08:29	Straylight	41.500	78	Alp Lup	2.3040	28000.	83	26698	No
70	GOM_NL__2PRFIN20070409_051005_000000462057_00091_26698_8182.N1	09-APR-2007 05:10:05	Straylight	45.500	81	Eta Cen	2.3560	28000.	91	26698	No
71	GOM_NL__2PRFIN20070409_051237_000000552057_00091_26698_8183.N1	09-APR-2007 05:12:37	Straylight	54.500	54	5The Cen	2.0550	4500.0	109	26698	No
72	GOM_NL__2PRFIN20070409_051806_000000402057_00091_26698_8184.N1	09-APR-2007 05:18:06	Twi_and_stray	40.000	106	9Bet Crv	2.6480	5600.0	80	26698	No
73	GOM_NL__2PRFIN20070409_051959_000000402057_00091_26698_8185.N1	09-APR-2007 05:19:59	Twi_and_stray	40.000	100	4Gam Crv	2.5800	13100.	80	26698	No
74	GOM_NL__2PRFIN20070409_052440_000000392057_00091_26698_8186.N1	09-APR-2007 05:24:40	Bright	39.000	121	29Gam Vir	2.7400	7200.0	78	26698	No
75	GOM_NL__2PRFIN20070409_052920_000000362057_00091_26698_8187.N1	09-APR-2007 05:29:20	Bright	36.000	62	94Bet Leo	2.1360	9700.0	72	26698	No
76	GOM_NL__2PRFIN20070409_053708_000000402057_00091_26698_8188.N1	09-APR-2007 05:37:08	Bright	39.500	152	12Alp2CVn	2.8900	11000.	79	26698	No
77	GOM_NL__2PRFIN20070409_054033_000000362057_00091_26698_8189.N1	09-APR-2007 05:40:33	Bright	36.000	87	64Gam UMa	2.4330	11000.	72	26698	No
78	GOM_NL__2PRFIN20070409_054201_000000392057_00091_26698_8190.N1	09-APR-2007 05:42:01	Bright	38.500	32	77Eps UMa	1.7630	11000.	77	26698	No
79	GOM_NL__2PRFIN20070409_054827_000000392057_00091_26698_8191.N1	09-APR-2007 05:48:27	Bright	38.500	60	7Bet UMi	2.0810	3950.0	77	26698	No
80	GOM_NL__2PRFIN20070409_055046_000000362057_00091_26698_8192.N1	09-APR-2007 05:50:46	Bright	35.500	49	1Alp UMi	1.9900	6300.0	71	26698	No
81	GOM_NL__2PRFIN20070409_055818_000000362057_00091_26698_8193.N1	09-APR-2007 05:58:18	Bright	35.500	89	5Alp Cep	2.4510	8000.0	71	26698	No
82	GOM_NL__2PRFIN20070409_060744_000000352057_00091_26698_8194.N1	09-APR-2007 06:07:44	Bright	34.500	164	44Eta Peg	2.9480	5400.0	69	26698	No
83	GOM_NL__2PRFIN20070409_061426_000000492057_00091_26698_8195.N1	09-APR-2007 06:14:26	Twi_and_stray	49.000	61	8Eps Peg	2.1000	3900.0	98	26698	No
84	GOM_NL__2PRFIN20070409_061655_000000422057_00091_26698_8196.N1	09-APR-2007 06:16:55	Twilight	42.000	162	34Alp Aqr	2.9440	5350.0	84	26698	No
85	GOM_NL__2PRFIN20070409_061915_000000462057_00091_26698_8197.N1	09-APR-2007 06:19:15	Dark	45.500	154	22Bet Aqr	2.8990	5700.0	91	26698	No
86	GOM_NL__2PRFIN20070409_062144_000000432057_00091_26698_8198.N1	09-APR-2007 06:21:44	Dark	42.500	142	49Del Cap	2.8500	8900.0	85	26698	No
87	GOM_NL__2PRFIN20070409_063403_000000402057_00092_26699_8192.N1	09-APR-2007 06:34:03	Dark	39.500	45	Alp Pav	1.9400	26000.	79	26699	No
88	GOM_NL__2PRFIN20070409_064057_000000422057_00092_26699_8193.N1	09-APR-2007 06:40:57	Dark	42.000	141	Bet Ara	2.8400	4600.0	84	26699	No
89	GOM_NL__2PRFIN20070409_064333_000000392057_00092_26699_8194.N1	09-APR-2007 06:43:33	Dark	39.000	134	Bet TrA	2.8100	6600.0	78	26699	No
90	GOM_NL__2PRFIN20070409_064605_000000532057_00092_26699_8195.N1	09-APR-2007 06:46:05	Straylight	53.000	4	Alp1Cen	-0.010000	5800.0	106	26699	No
91	GOM_NL__2PRFIN20070409_064905_000000432057_00092_26699_8196.N1	09-APR-2007 06:49:05	Straylight	43.000	78	Alp Lup	2.3040	28000.	86	26699	No
92	GOM_NL__2PRFIN20070409_065042_000000442057_00092_26699_8197.N1	09-APR-2007 06:50:42	Straylight	44.000	81	Eta Cen	2.3560	28000.	88	26699	No
93	GOM_NL__2PRFIN20070409_065313_000000512057_00092_26699_8198.N1	09-APR-2007 06:53:13	Straylight	51.000	54	5The Cen	2.0550	4500.0	102	26699	No
94	GOM_NL__2PRFIN20070409_065842_000000432057_00092_26699_8199.N1	09-APR-2007 06:58:42	Twi_and_stray	42.500	106	9Bet Crv	2.6480	5600.0	85	26699	No
95	GOM_NL__2PRFIN20070409_070035_000000402057_00092_26699_8200.N1	09-APR-2007 07:00:35	Twi_and_stray	39.500	100	4Gam Crv	2.5800	13100.	79	26699	No
96	GOM_NL__2PRFIN20070409_070516_000000412057_00092_26699_8201.N1	09-APR-2007 07:05:16	Bright	40.500	121	29Gam Vir	2.7400	7200.0	81	26699	No
97	GOM_NL__2PRFIN20070409_070956_000000372057_00092_26699_8202.N1	09-APR-2007 07:09:56	Bright	36.500	62	94Bet Leo	2.1360	9700.0	73	26699	No
98	GOM_NL__2PRFIN20070409_071743_000000412057_00092_26699_8203.N1	09-APR-2007 07:17:43	Bright	40.500	152	12Alp2CVn	2.8900	11000.	81	26699	No
99	GOM_NL__2PRFIN20070409_072109_000000362057_00092_26699_8204.N1	09-APR-2007 07:21:09	Bright	36.000	87	64Gam UMa	2.4330	11000.	72	26699	No
100	GOM_NL__2PRFIN20070409_072237_000000382057_00092_26699_8205.N1	09-APR-2007 07:22:37	Bright	38.000	32	77Eps UMa	1.7630	11000.	76	26699	No
101	GOM_NL__2PRFIN20070409_072903_000000372057_00092_26699_8206.N1	09-APR-2007 07:29:03	Bright	37.000	60	7Bet UMi	2.0810	3950.0	74	26699	No

102	GOM_NL__2PRFIN20070409_073122_000000342057_00092_26699_8207.N1	09-APR-2007 07:31:22	Bright	34.000	49	1Alp UMi	1.9900	6300.0	68	26699	No
103	GOM_NL__2PRFIN20070409_073853_000000372057_00092_26699_8208.N1	09-APR-2007 07:38:53	Bright	37.000	89	5Alp Cep	2.4510	8000.0	74	26699	No
104	GOM_NL__2PRFIN20070409_074820_000000352057_00092_26699_8209.N1	09-APR-2007 07:48:20	Bright	34.500	164	44Eta Peg	2.9480	5400.0	69	26699	No
105	GOM_NL__2PRFIN20070409_075503_000000492057_00092_26699_8210.N1	09-APR-2007 07:55:03	Twi_and_stray	49.000	61	8Eps Peg	2.1000	3900.0	98	26699	No
106	GOM_NL__2PRFIN20070409_075731_000000432057_00092_26699_8211.N1	09-APR-2007 07:57:31	Twilight	42.500	162	34Alp Aqr	2.9440	5350.0	85	26699	No
107	GOM_NL__2PRFIN20070409_075951_000000462057_00092_26699_8212.N1	09-APR-2007 07:59:51	Dark	45.500	154	22Bet Aqr	2.8990	5700.0	91	26699	No
108	GOM_NL__2PRFIN20070409_080220_000000432057_00092_26699_8213.N1	09-APR-2007 08:02:20	Dark	43.000	142	49Del Cap	2.8500	8900.0	86	26699	No
109	GOM_NL__2PRFIN20070409_081440_000000402057_00093_26700_8225.N1	09-APR-2007 08:14:40	Dark	39.500	45	Alp Pav	1.9400	26000.	79	26700	No
110	GOM_NL__2PRFIN20070409_082134_000000422057_00093_26700_8226.N1	09-APR-2007 08:21:34	Dark	41.500	141	Bet Ara	2.8400	4600.0	83	26700	No
111	GOM_NL__2PRFIN20070409_082410_000000372057_00093_26700_8227.N1	09-APR-2007 08:24:10	Dark	37.000	134	Bet TrA	2.8100	6600.0	74	26700	No
112	GOM_NL__2PRFIN20070409_082641_000000472057_00093_26700_8228.N1	09-APR-2007 08:26:41	Straylight	47.000	4	Alp1Cen	-0.010000	5800.0	94	26700	No
113	GOM_NL__2PRFIN20070409_082942_000000432057_00093_26700_8229.N1	09-APR-2007 08:29:42	Straylight	42.500	78	Alp Lup	2.3040	28000.	85	26700	No
114	GOM_NL__2PRFIN20070409_083118_000000442057_00093_26700_8230.N1	09-APR-2007 08:31:18	Straylight	44.000	81	Eta Cen	2.3560	28000.	88	26700	No
115	GOM_NL__2PRFIN20070409_083350_000000492057_00093_26700_8231.N1	09-APR-2007 08:33:50	Straylight	48.500	54	5The Cen	2.0550	4500.0	97	26700	No
116	GOM_NL__2PRFIN20070409_083918_000000422057_00093_26700_8232.N1	09-APR-2007 08:39:18	Twi_and_stray	42.000	106	9Bet Crv	2.6480	5600.0	84	26700	No
117	GOM_NL__2PRFIN20070409_084111_000000392057_00093_26700_8233.N1	09-APR-2007 08:41:11	Twi_and_stray	39.000	100	4Gam Crv	2.5800	13100.	78	26700	No
118	GOM_NL__2PRFIN20070409_084552_000000382057_00093_26700_8234.N1	09-APR-2007 08:45:52	Bright	38.000	121	29Gam Vir	2.7400	7200.0	76	26700	No
119	GOM_NL__2PRFIN20070409_085032_000000362057_00093_26700_8235.N1	09-APR-2007 08:50:32	Bright	36.000	62	94Bet Leo	2.1360	9700.0	72	26700	No
120	GOM_NL__2PRFIN20070409_085819_000000402057_00093_26700_8236.N1	09-APR-2007 08:58:19	Bright	40.000	152	12Alp2CVn	2.8900	11000.	80	26700	No
121	GOM_NL__2PRFIN20070409_090144_000000372057_00093_26700_8237.N1	09-APR-2007 09:01:44	Bright	36.500	87	64Gam UMa	2.4330	11000.	73	26700	No
122	GOM_NL__2PRFIN20070409_090312_000000382057_00093_26700_8238.N1	09-APR-2007 09:03:12	Bright	38.000	32	77Eps UMa	1.7630	11000.	76	26700	No
123	GOM_NL__2PRFIN20070409_090938_000000392057_00093_26700_8239.N1	09-APR-2007 09:09:38	Bright	39.000	60	7Bet UMi	2.0810	3950.0	78	26700	No
124	GOM_NL__2PRFIN20070409_091158_000000332057_00093_26700_8240.N1	09-APR-2007 09:11:58	Bright	33.000	49	1Alp UMi	1.9900	6300.0	66	26700	No
125	GOM_NL__2PRFIN20070409_091929_000000362057_00093_26700_8241.N1	09-APR-2007 09:19:29	Bright	36.000	89	5Alp Cep	2.4510	8000.0	72	26700	No
126	GOM_NL__2PRFIN20070409_092856_000000342057_00093_26700_8242.N1	09-APR-2007 09:28:56	Bright	34.000	164	44Eta Peg	2.9480	5400.0	68	26700	No
127	GOM_NL__2PRFIN20070409_093539_000000482057_00093_26700_8243.N1	09-APR-2007 09:35:39	Twi_and_stray	47.500	61	8Eps Peg	2.1000	3900.0	95	26700	No
128	GOM_NL__2PRFIN20070409_093807_000000432057_00093_26700_8244.N1	09-APR-2007 09:38:07	Twilight	42.500	162	34Alp Aqr	2.9440	5350.0	85	26700	No
129	GOM_NL__2PRFIN20070409_094028_000000462057_00093_26700_8245.N1	09-APR-2007 09:40:28	Dark	45.500	154	22Bet Aqr	2.8990	5700.0	91	26700	No
130	GOM_NL__2PRFIN20070409_094257_000000432057_00093_26700_8246.N1	09-APR-2007 09:42:57	Dark	43.000	142	49Del Cap	2.8500	8900.0	86	26700	No
131	GOM_NL__2PRFIN20070409_100211_000000422057_00094_26701_8250.N1	09-APR-2007 10:02:11	Dark	42.000	141	Bet Ara	2.8400	4600.0	84	26701	No
132	GOM_NL__2PRFIN20070409_100446_000000382057_00094_26701_8251.N1	09-APR-2007 10:04:46	Dark	38.000	134	Bet TrA	2.8100	6600.0	76	26701	No
133	GOM_NL__2PRFIN20070409_100718_000000532057_00094_26701_8252.N1	09-APR-2007 10:07:18	Straylight	52.500	4	Alp1Cen	-0.010000	5800.0	105	26701	No
134	GOM_NL__2PRFIN20070409_101018_000000482057_00094_26701_8253.N1	09-APR-2007 10:10:18	Straylight	47.500	78	Alp Lup	2.3040	28000.	95	26701	No
135	GOM_NL__2PRFIN20070409_101155_000000472057_00094_26701_8254.N1	09-APR-2007 10:11:55	Straylight	47.000	81	Eta Cen	2.3560	28000.	94	26701	No
136	GOM_NL__2PRFIN20070409_101426_000000492057_00094_26701_8255.N1	09-APR-2007 10:14:26	Straylight	48.500	54	5The Cen	2.0550	4500.0	97	26701	No
137	GOM_NL__2PRFIN20070409_101955_000000422057_00094_26701_8256.N1	09-APR-2007 10:19:55	Twi_and_stray	42.000	106	9Bet Crv	2.6480	5600.0	84	26701	No
138	GOM_NL__2PRFIN20070409_102147_000000402057_00094_26701_8257.N1	09-APR-2007 10:21:47	Twi_and_stray	39.500	100	4Gam Crv	2.5800	13100.	79	26701	No
139	GOM_NL__2PRFIN20070409_102628_000000402057_00094_26701_8258.N1	09-APR-2007 10:26:28	Bright	39.500	121	29Gam Vir	2.7400	7200.0	79	26701	No
140	GOM_NL__2PRFIN20070409_103108_000000372057_00094_26701_8259.N1	09-APR-2007 10:31:08	Bright	36.500	62	94Bet Leo	2.1360	9700.0	73	26701	No
141	GOM_NL__2PRFIN20070409_103854_000000392057_00094_26701_8260.N1	09-APR-2007 10:38:54	Bright	39.000	152	12Alp2CVn	2.8900	11000.	78	26701	No
142	GOM_NL__2PRFIN20070409_104220_000000372057_00094_26701_8261.N1	09-APR-2007 10:42:20	Bright	36.500	87	64Gam UMa	2.4330	11000.	73	26701	No
143	GOM_NL__2PRFIN20070409_104348_000000392057_00094_26701_8262.N1	09-APR-2007 10:43:48	Bright	39.000	32	77Eps UMa	1.7630	11000.	78	26701	No
144	GOM_NL__2PRFIN20070409_105014_000000382057_00094_26701_8263.N1	09-APR-2007 10:50:14	Bright	38.000	60	7Bet UMi	2.0810	3950.0	76	26701	No
145	GOM_NL__2PRFIN20070409_105234_000000352057_00094_26701_8264.N1	09-APR-2007 10:52:34	Bright	35.000	49	1Alp UMi	1.9900	6300.0	70	26701	No
146	GOM_NL__2PRFIN20070409_110005_000000372057_00094_26701_8265.N1	09-APR-2007 11:00:05	Bright	36.500	89	5Alp Cep	2.4510	8000.0	73	26701	No
147	GOM_NL__2PRFIN20070409_110933_000000342057_00094_26701_8266.N1	09-APR-2007 11:09:33	Bright	33.500	164	44Eta Peg	2.9480	5400.0	67	26701	No
148	GOM_NL__2PRFIN20070409_111615_000000492057_00094_26701_8267.N1	09-APR-2007 11:16:15	Twi_and_stray	48.500	61	8Eps Peg	2.1000	3900.0	97	26701	No
149	GOM_NL__2PRFIN20070409_111844_000000432057_00094_26701_8268.N1	09-APR-2007 11:18:44	Twilight	43.000	162	34Alp Aqr	2.9440	5350.0	86	26701	No
150	GOM_NL__2PRFIN20070409_112104_000000462057_00094_26701_8269.N1	09-APR-2007 11:21:04	Dark	45.500	154	22Bet Aqr	2.8990	5700.0	91	26701	No
151	GOM_NL__2PRFIN20070409_112333_000000412057_00094_26701_8270.N1	09-APR-2007 11:23:33	Dark	41.000	142	49Del Cap	2.8500	8900.0	82	26701	No
152	GOM_NL__2PRFIN20070409_114247_000000442057_00095_26702_8325.N1	09-APR-2007 11:42:47	Dark	43.500	141	Bet Ara	2.8400	4600.0	87	26702	No
153	GOM_NL__2PRFIN20070409_114523_000000382057_00095_26702_8326.N1	09-APR-2007 11:45:23	Dark	38.000	134	Bet TrA	2.8100	6600.0	76	26702	No
154	GOM_NL__2PRFIN20070409_114754_000000532057_00095_26702_8327.N1	09-APR-2007 11:47:54	Straylight	52.500	4	Alp1Cen	-0.010000	5800.0	105	26702	No
155	GOM_NL__2PRFIN20070409_115055_000000452057_00095_26702_8328.N1	09-APR-2007 11:50:55	Straylight	45.000	78	Alp Lup	2.3040	28000.	90	26702	No
156	GOM_NL__2PRFIN20070409_115231_000000452057_00095_26702_8329.N1	09-APR-2007 11:52:31	Straylight	45.000	81	Eta Cen	2.3560	28000.	90	26702	No
157	GOM_NL__2PRFIN20070409_115502_000000512057_00095_26702_8330.N1	09-APR-2007 11:55:02	Straylight	50.500	54	5The Cen	2.0550	4500.0	101	26702	No
158	GOM_NL__2PRFIN20070409_120030_000000412057_00095_26702_8331.N1	09-APR-2007 12:00:30	Twi_and_stray	41.000	106	9Bet Crv	2.6480	5600.0	82	26702	No
159	GOM_NL__2PRFIN20070409_120223_000000392057_00095_26702_8332.N1	09-APR-2007 12:02:23	Twi_and_stray	39.000	100	4Gam Crv	2.5800	13100.	78	26702	No
160	GOM_NL__2PRFIN20070409_120703_000000402057_00095_26702_8333.N1	09-APR-2007 12:07:03	Bright	40.000	121	29Gam Vir	2.7400	7200.0	80	26702	No

161	GOM_NL__2PRFIN20070409_121144_000000372057_00095_26702_8334.N1	09-APR-2007 12:11:44	Bright	36.500	62	94Bet Leo	2.1360	9700.0	73	26702	No
162	GOM_NL__2PRFIN20070409_121930_000000392057_00095_26702_8335.N1	09-APR-2007 12:19:30	Bright	39.000	152	12Alp2CVn	2.8900	11000.	78	26702	No
163	GOM_NL__2PRFIN20070409_122256_000000362057_00095_26702_8336.N1	09-APR-2007 12:22:56	Bright	36.000	87	64Gam UMa	2.4330	11000.	72	26702	No
164	GOM_NL__2PRFIN20070409_122423_000000402057_00095_26702_8337.N1	09-APR-2007 12:24:23	Bright	40.000	32	77Eps UMa	1.7630	11000.	80	26702	No
165	GOM_NL__2PRFIN20070409_123049_000000382057_00095_26702_8338.N1	09-APR-2007 12:30:49	Bright	38.000	60	7Bet UMi	2.0810	3950.0	76	26702	No
166	GOM_NL__2PRFIN20070409_123310_000000352057_00095_26702_8339.N1	09-APR-2007 12:33:10	Bright	34.500	49	1Alp UMi	1.9900	6300.0	69	26702	No
167	GOM_NL__2PRFIN20070409_124040_000000412057_00095_26702_8340.N1	09-APR-2007 12:40:40	Bright	40.500	89	5Alp Cep	2.4510	8000.0	81	26702	No
168	GOM_NL__2PRFIN20070409_125009_000000342057_00095_26702_8341.N1	09-APR-2007 12:50:09	Bright	34.000	164	44Eta Peg	2.9480	5400.0	68	26702	No
169	GOM_NL__2PRFIN20070409_125651_000000462057_00095_26702_8342.N1	09-APR-2007 12:56:51	Twi_and_stray	46.000	61	8Eps Peg	2.1000	3900.0	92	26702	No
170	GOM_NL__2PRFIN20070409_125920_000000422057_00095_26702_8343.N1	09-APR-2007 12:59:20	Twilight	41.500	162	34Alp Aqr	2.9440	5350.0	83	26702	No
171	GOM_NL__2PRFIN20070409_130140_000000462057_00095_26702_8344.N1	09-APR-2007 13:01:40	Dark	46.000	154	22Bet Aqr	2.8990	5700.0	92	26702	No
172	GOM_NL__2PRFIN20070409_130409_000000422057_00095_26702_8345.N1	09-APR-2007 13:04:09	Dark	42.000	142	49Del Cap	2.8500	8900.0	84	26702	No
173	GOM_NL__2PRFIN20070409_131629_000000402057_00096_26703_8335.N1	09-APR-2007 13:16:29	Dark	40.000	45	Alp Pav	1.9400	26000.	80	26703	No
174	GOM_NL__2PRFIN20070409_132324_000000422057_00096_26703_8336.N1	09-APR-2007 13:23:24	Dark	42.000	141	Bet Ara	2.8400	4600.0	84	26703	No
175	GOM_NL__2PRFIN20070409_132559_000000402057_00096_26703_8337.N1	09-APR-2007 13:25:59	Dark	40.000	134	Bet TrA	2.8100	6600.0	80	26703	No
176	GOM_NL__2PRFIN20070409_132830_000000422057_00096_26703_8338.N1	09-APR-2007 13:28:30	Straylight	42.000	4	Alp1Cen	-0.010000	5800.0	84	26703	No
177	GOM_NL__2PRFIN20070409_133131_000000442057_00096_26703_8339.N1	09-APR-2007 13:31:31	Straylight	44.000	78	Alp Lup	2.3040	28000.	88	26703	No
178	GOM_NL__2PRFIN20070409_133307_000000452057_00096_26703_8340.N1	09-APR-2007 13:33:07	Straylight	44.500	81	Eta Cen	2.3560	28000.	89	26703	No
179	GOM_NL__2PRFIN20070409_133539_000000502057_00096_26703_8341.N1	09-APR-2007 13:35:39	Straylight	49.500	54	5The Cen	2.0550	4500.0	99	26703	No
180	GOM_NL__2PRFIN20070409_134107_000000442057_00096_26703_8342.N1	09-APR-2007 13:41:07	Twi_and_stray	43.500	106	9Bet Crv	2.6480	5600.0	87	26703	No
181	GOM_NL__2PRFIN20070409_134259_000000412057_00096_26703_8343.N1	09-APR-2007 13:42:59	Twi_and_stray	40.500	100	4Gam Crv	2.5800	13100.	81	26703	No
182	GOM_NL__2PRFIN20070409_134739_000000412057_00096_26703_8344.N1	09-APR-2007 13:47:39	Bright	41.000	121	29Gam Vir	2.7400	7200.0	82	26703	No
183	GOM_NL__2PRFIN20070409_135220_000000352057_00096_26703_8345.N1	09-APR-2007 13:52:20	Bright	35.000	62	94Bet Leo	2.1360	9700.0	70	26703	No
184	GOM_NL__2PRFIN20070409_140005_000000392057_00096_26703_8346.N1	09-APR-2007 14:00:05	Bright	39.000	152	12Alp2CVn	2.8900	11000.	78	26703	No
185	GOM_NL__2PRFIN20070409_140332_000000362057_00096_26703_8347.N1	09-APR-2007 14:03:32	Bright	36.000	87	64Gam UMa	2.4330	11000.	72	26703	No
186	GOM_NL__2PRFIN20070409_140459_000000372057_00096_26703_8348.N1	09-APR-2007 14:04:59	Bright	37.000	32	77Eps UMa	1.7630	11000.	74	26703	No
187	GOM_NL__2PRFIN20070409_141125_000000362057_00096_26703_8349.N1	09-APR-2007 14:11:25	Bright	36.000	60	7Bet UMi	2.0810	3950.0	72	26703	No
188	GOM_NL__2PRFIN20070409_141346_000000332057_00096_26703_8350.N1	09-APR-2007 14:13:46	Bright	33.000	49	1Alp UMi	1.9900	6300.0	66	26703	No
189	GOM_NL__2PRFIN20070409_142117_000000372057_00096_26703_8351.N1	09-APR-2007 14:21:17	Bright	37.000	89	5Alp Cep	2.4510	8000.0	74	26703	No
190	GOM_NL__2PRFIN20070409_143045_000000352057_00096_26703_8352.N1	09-APR-2007 14:30:45	Bright	34.500	164	44Eta Peg	2.9480	5400.0	69	26703	No
191	GOM_NL__2PRFIN20070409_143728_000000482057_00096_26703_8353.N1	09-APR-2007 14:37:28	Twi_and_stray	47.500	61	8Eps Peg	2.1000	3900.0	95	26703	No
192	GOM_NL__2PRFIN20070409_143956_000000422057_00096_26703_8354.N1	09-APR-2007 14:39:56	Twilight	41.500	162	34Alp Aqr	2.9440	5350.0	83	26703	No
193	GOM_NL__2PRFIN20070409_144217_000000472057_00096_26703_8355.N1	09-APR-2007 14:42:17	Dark	47.000	154	22Bet Aqr	2.8990	5700.0	94	26703	No
194	GOM_NL__2PRFIN20070409_144446_000000432057_00096_26703_8356.N1	09-APR-2007 14:44:46	Dark	43.000	142	49Del Cap	2.8500	8900.0	86	26703	No
195	GOM_NL__2PRFIN20070409_145705_000000472057_00097_26704_8355.N1	09-APR-2007 14:57:05	Dark	46.500	45	Alp Pav	1.9400	26000.	93	26704	No
196	GOM_NL__2PRFIN20070409_150401_000000422057_00097_26704_8356.N1	09-APR-2007 15:04:01	Dark	42.000	141	Bet Ara	2.8400	4600.0	84	26704	No
197	GOM_NL__2PRFIN20070409_150635_000000382057_00097_26704_8357.N1	09-APR-2007 15:06:35	Dark	38.000	134	Bet TrA	2.8100	6600.0	76	26704	No
198	GOM_NL__2PRFIN20070409_150906_000000442057_00097_26704_8358.N1	09-APR-2007 15:09:06	Straylight	43.500	4	Alp1Cen	-0.010000	5800.0	87	26704	No
199	GOM_NL__2PRFIN20070409_151207_000000452057_00097_26704_8359.N1	09-APR-2007 15:12:07	Straylight	44.500	78	Alp Lup	2.3040	28000.	89	26704	No
200	GOM_NL__2PRFIN20070409_151344_000000452057_00097_26704_8360.N1	09-APR-2007 15:13:44	Straylight	44.500	81	Eta Cen	2.3560	28000.	89	26704	No
201	GOM_NL__2PRFIN20070409_151615_000000512057_00097_26704_8361.N1	09-APR-2007 15:16:15	Straylight	50.500	54	5The Cen	2.0550	4500.0	101	26704	No
202	GOM_NL__2PRFIN20070409_152143_000000422057_00097_26704_8362.N1	09-APR-2007 15:21:43	Twi_and_stray	42.000	106	9Bet Crv	2.6480	5600.0	84	26704	No
203	GOM_NL__2PRFIN20070409_152335_000000402057_00097_26704_8363.N1	09-APR-2007 15:23:35	Twi_and_stray	40.000	100	4Gam Crv	2.5800	13100.	80	26704	No
204	GOM_NL__2PRFIN20070409_152815_000000412057_00097_26704_8364.N1	09-APR-2007 15:28:15	Bright	40.500	121	29Gam Vir	2.7400	7200.0	81	26704	No
205	GOM_NL__2PRFIN20070409_153256_000000362057_00097_26704_8365.N1	09-APR-2007 15:32:56	Bright	36.000	62	94Bet Leo	2.1360	9700.0	72	26704	No
206	GOM_NL__2PRFIN20070409_154041_000000412057_00097_26704_8366.N1	09-APR-2007 15:40:41	Bright	41.000	152	12Alp2CVn	2.8900	11000.	82	26704	No
207	GOM_NL__2PRFIN20070409_154408_000000372057_00097_26704_8367.N1	09-APR-2007 15:44:08	Bright	36.500	87	64Gam UMa	2.4330	11000.	73	26704	No
208	GOM_NL__2PRFIN20070409_154535_000000382057_00097_26704_8368.N1	09-APR-2007 15:45:35	Bright	38.000	32	77Eps UMa	1.7630	11000.	76	26704	No
209	GOM_NL__2PRFIN20070409_155201_000000392057_00097_26704_8369.N1	09-APR-2007 15:52:01	Bright	38.500	60	7Bet UMi	2.0810	3950.0	77	26704	No
210	GOM_NL__2PRFIN20070409_155422_000000362057_00097_26704_8370.N1	09-APR-2007 15:54:22	Bright	35.500	49	1Alp UMi	1.9900	6300.0	71	26704	No
211	GOM_NL__2PRFIN20070409_160152_000000372057_00097_26704_8371.N1	09-APR-2007 16:01:52	Bright	37.000	89	5Alp Cep	2.4510	8000.0	74	26704	No
212	GOM_NL__2PRFIN20070409_161121_000000352057_00097_26704_8372.N1	09-APR-2007 16:11:21	Bright	34.500	164	44Eta Peg	2.9480	5400.0	69	26704	No
213	GOM_NL__2PRFIN20070409_161804_000000482057_00097_26704_8373.N1	09-APR-2007 16:18:04	Twi_and_stray	47.500	61	8Eps Peg	2.1000	3900.0	95	26704	No
214	GOM_NL__2PRFIN20070409_162032_000000452057_00097_26704_8374.N1	09-APR-2007 16:20:32	Twilight	44.500	162	34Alp Aqr	2.9440	5350.0	89	26704	No
215	GOM_NL__2PRFIN20070409_162253_000000432057_00097_26704_8375.N1	09-APR-2007 16:22:53	Dark	43.000	154	22Bet Aqr	2.8990	5700.0	86	26704	No
216	GOM_NL__2PRFIN20070409_162522_000000432057_00097_26704_8376.N1	09-APR-2007 16:25:22	Dark	43.000	142	49Del Cap	2.8500	8900.0	86	26704	No
217	GOM_NL__2PRFIN20070409_163742_000000392057_00098_26705_8379.N1	09-APR-2007 16:37:42	Dark	39.000	45	Alp Pav	1.9400	26000.	78	26705	No
218	GOM_NL__2PRFIN20070409_164437_000000472057_00098_26705_8380.N1	09-APR-2007 16:44:37	Dark	46.500	141	Bet Ara	2.8400	4600.0	93	26705	No
219	GOM_NL__2PRFIN20070409_164712_000000402057_00098_26705_8381.N1	09-APR-2007 16:47:12	Dark	40.000	134	Bet TrA	2.8100	6600.0	80	26705	No

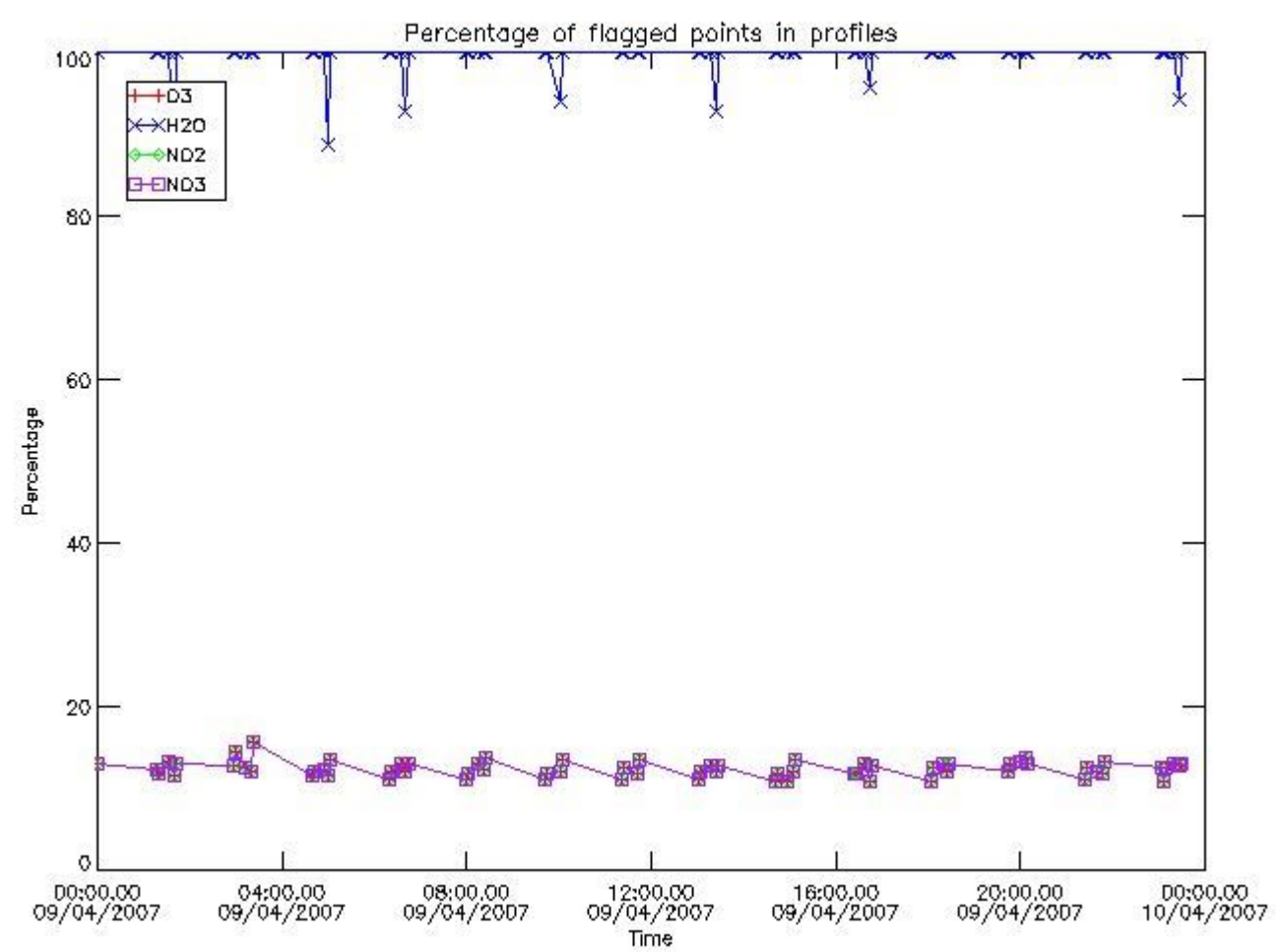
220	GOM_NL__2PRFIN20070409_164943_000000502057_00098_26705_8382.N1	09-APR-2007 16:49:43	Straylight	50.000	4	Alp1Cen	-0.010000	5800.0	100	26705	No
221	GOM_NL__2PRFIN20070409_165244_000000452057_00098_26705_8383.N1	09-APR-2007 16:52:44	Straylight	44.500	78	Alp Lup	2.3040	28000.	89	26705	No
222	GOM_NL__2PRFIN20070409_165420_000000472057_00098_26705_8384.N1	09-APR-2007 16:54:20	Straylight	47.000	81	Eta Cen	2.3560	28000.	94	26705	No
223	GOM_NL__2PRFIN20070409_165652_000000482057_00098_26705_8385.N1	09-APR-2007 16:56:52	Straylight	47.500	54	5The Cen	2.0550	4500.0	95	26705	No
224	GOM_NL__2PRFIN20070409_170219_000000412057_00098_26705_8386.N1	09-APR-2007 17:02:19	Twi_and_stray	41.000	106	9Bet Crv	2.6480	5600.0	82	26705	No
225	GOM_NL__2PRFIN20070409_170411_000000402057_00098_26705_8387.N1	09-APR-2007 17:04:11	Twi_and_stray	40.000	100	4Gam Crv	2.5800	13100.	80	26705	No
226	GOM_NL__2PRFIN20070409_170851_000000392057_00098_26705_8388.N1	09-APR-2007 17:08:51	Bright	39.000	121	29Gam Vir	2.7400	7200.0	78	26705	No
227	GOM_NL__2PRFIN20070409_171332_000000362057_00098_26705_8389.N1	09-APR-2007 17:13:32	Bright	36.000	62	94Bet Leo	2.1360	9700.0	72	26705	No
228	GOM_NL__2PRFIN20070409_172117_000000392057_00098_26705_8390.N1	09-APR-2007 17:21:17	Bright	39.000	152	12Alp2CVn	2.8900	11000.	78	26705	No
229	GOM_NL__2PRFIN20070409_172444_000000362057_00098_26705_8391.N1	09-APR-2007 17:24:44	Bright	36.000	87	64Gam UMa	2.4330	11000.	72	26705	No
230	GOM_NL__2PRFIN20070409_172610_000000392057_00098_26705_8392.N1	09-APR-2007 17:26:10	Bright	39.000	32	77Eps UMa	1.7630	11000.	78	26705	No
231	GOM_NL__2PRFIN20070409_173236_000000392057_00098_26705_8393.N1	09-APR-2007 17:32:36	Bright	39.000	60	7Bet UMi	2.0810	3950.0	78	26705	No
232	GOM_NL__2PRFIN20070409_173458_000000362057_00098_26705_8394.N1	09-APR-2007 17:34:58	Bright	36.000	49	1Alp UMi	1.9900	6300.0	72	26705	No
233	GOM_NL__2PRFIN20070409_174228_000000382057_00098_26705_8395.N1	09-APR-2007 17:42:28	Bright	38.000	89	5Alp Cep	2.4510	8000.0	76	26705	No
234	GOM_NL__2PRFIN20070409_175157_000000342057_00098_26705_8396.N1	09-APR-2007 17:51:57	Bright	34.000	164	44Eta Peg	2.9480	5400.0	68	26705	No
235	GOM_NL__2PRFIN20070409_175840_000000502057_00098_26705_8397.N1	09-APR-2007 17:58:40	Twi_and_stray	49.500	61	8Eps Peg	2.1000	3900.0	99	26705	No
236	GOM_NL__2PRFIN20070409_180109_000000422057_00098_26705_8398.N1	09-APR-2007 18:01:09	Twilight	42.000	162	34Alp Aqr	2.9440	5350.0	84	26705	No
237	GOM_NL__2PRFIN20070409_180330_000000472057_00098_26705_8399.N1	09-APR-2007 18:03:30	Dark	46.500	154	22Bet Aqr	2.8990	5700.0	93	26705	No
238	GOM_NL__2PRFIN20070409_180558_000000412057_00098_26705_8400.N1	09-APR-2007 18:05:58	Dark	41.000	142	49Del Cap	2.8500	8900.0	82	26705	No
239	GOM_NL__2PRFIN20070409_181818_000000402057_00099_26706_8391.N1	09-APR-2007 18:18:18	Dark	39.500	45	Alp Pav	1.9400	26000.	79	26706	No
240	GOM_NL__2PRFIN20070409_182514_000000422057_00099_26706_8392.N1	09-APR-2007 18:25:14	Dark	42.000	141	Bet Ara	2.8400	4600.0	84	26706	No
241	GOM_NL__2PRFIN20070409_182748_000000402057_00099_26706_8393.N1	09-APR-2007 18:27:48	Dark	39.500	134	Bet TrA	2.8100	6600.0	79	26706	No
242	GOM_NL__2PRFIN20070409_183019_000000502057_00099_26706_8394.N1	09-APR-2007 18:30:19	Straylight	49.500	4	Alp1Cen	-0.010000	5800.0	99	26706	No
243	GOM_NL__2PRFIN20070409_183321_000000442057_00099_26706_8395.N1	09-APR-2007 18:33:21	Straylight	43.500	78	Alp Lup	2.3040	28000.	87	26706	No
244	GOM_NL__2PRFIN20070409_183457_000000432057_00099_26706_8396.N1	09-APR-2007 18:34:57	Straylight	43.000	81	Eta Cen	2.3560	28000.	86	26706	No
245	GOM_NL__2PRFIN20070409_183728_000000452057_00099_26706_8397.N1	09-APR-2007 18:37:28	Straylight	44.500	54	5The Cen	2.0550	4500.0	89	26706	No
246	GOM_NL__2PRFIN20070409_184255_000000442057_00099_26706_8398.N1	09-APR-2007 18:42:55	Twi_and_stray	44.000	106	9Bet Crv	2.6480	5600.0	88	26706	No
247	GOM_NL__2PRFIN20070409_184447_000000422057_00099_26706_8399.N1	09-APR-2007 18:44:47	Twi_and_stray	41.500	100	4Gam Crv	2.5800	13100.	83	26706	No
248	GOM_NL__2PRFIN20070409_184927_000000402057_00099_26706_8400.N1	09-APR-2007 18:49:27	Bright	39.500	121	29Gam Vir	2.7400	7200.0	79	26706	No
249	GOM_NL__2PRFIN20070409_190152_000000412057_00099_26706_8401.N1	09-APR-2007 19:01:52	Bright	40.500	152	12Alp2CVn	2.8900	11000.	81	26706	No
250	GOM_NL__2PRFIN20070409_190519_000000372057_00099_26706_8402.N1	09-APR-2007 19:05:19	Bright	36.500	87	64Gam UMa	2.4330	11000.	73	26706	No
251	GOM_NL__2PRFIN20070409_190646_000000402057_00099_26706_8403.N1	09-APR-2007 19:06:46	Bright	39.500	32	77Eps UMa	1.7630	11000.	79	26706	No
252	GOM_NL__2PRFIN20070409_191312_000000402057_00099_26706_8404.N1	09-APR-2007 19:13:12	Bright	39.500	60	7Bet UMi	2.0810	3950.0	79	26706	No
253	GOM_NL__2PRFIN20070409_191534_000000352057_00099_26706_8405.N1	09-APR-2007 19:15:34	Bright	35.000	49	1Alp UMi	1.9900	6300.0	70	26706	No
254	GOM_NL__2PRFIN20070409_192304_000000432057_00099_26706_8406.N1	09-APR-2007 19:23:04	Bright	42.500	89	5Alp Cep	2.4510	8000.0	85	26706	No
255	GOM_NL__2PRFIN20070409_193233_000000352057_00099_26706_8407.N1	09-APR-2007 19:32:33	Bright	35.000	164	44Eta Peg	2.9480	5400.0	70	26706	No
256	GOM_NL__2PRFIN20070409_193917_000000462057_00099_26706_8408.N1	09-APR-2007 19:39:17	Twi_and_stray	45.500	61	8Eps Peg	2.1000	3900.0	91	26706	No
257	GOM_NL__2PRFIN20070409_194145_000000422057_00099_26706_8409.N1	09-APR-2007 19:41:45	Twilight	42.000	162	34Alp Aqr	2.9440	5350.0	84	26706	No
258	GOM_NL__2PRFIN20070409_194407_000000472057_00099_26706_8410.N1	09-APR-2007 19:44:07	Dark	46.500	154	22Bet Aqr	2.8990	5700.0	93	26706	No
259	GOM_NL__2PRFIN20070409_194635_000000402057_00099_26706_8411.N1	09-APR-2007 19:46:35	Dark	39.500	142	49Del Cap	2.8500	8900.0	79	26706	No
260	GOM_NL__2PRFIN20070409_195855_000000392057_00100_26707_8413.N1	09-APR-2007 19:58:55	Dark	38.500	45	Alp Pav	1.9400	26000.	77	26707	No
261	GOM_NL__2PRFIN20070409_200551_000000452057_00100_26707_8414.N1	09-APR-2007 20:05:51	Dark	44.500	141	Bet Ara	2.8400	4600.0	89	26707	No
262	GOM_NL__2PRFIN20070409_200825_000000392057_00100_26707_8415.N1	09-APR-2007 20:08:25	Dark	39.000	134	Bet TrA	2.8100	6600.0	78	26707	No
263	GOM_NL__2PRFIN20070409_201056_000000502057_00100_26707_8416.N1	09-APR-2007 20:10:56	Straylight	49.500	4	Alp1Cen	-0.010000	5800.0	99	26707	No
264	GOM_NL__2PRFIN20070409_201357_000000432057_00100_26707_8417.N1	09-APR-2007 20:13:57	Straylight	42.500	78	Alp Lup	2.3040	28000.	85	26707	No
265	GOM_NL__2PRFIN20070409_201533_000000472057_00100_26707_8418.N1	09-APR-2007 20:15:33	Straylight	46.500	81	Eta Cen	2.3560	28000.	93	26707	No
266	GOM_NL__2PRFIN20070409_201804_000000482057_00100_26707_8419.N1	09-APR-2007 20:18:04	Straylight	47.500	54	5The Cen	2.0550	4500.0	95	26707	No
267	GOM_NL__2PRFIN20070409_202331_000000442057_00100_26707_8420.N1	09-APR-2007 20:23:31	Twi_and_stray	43.500	106	9Bet Crv	2.6480	5600.0	87	26707	No
268	GOM_NL__2PRFIN20070409_202523_000000382057_00100_26707_8421.N1	09-APR-2007 20:25:23	Twi_and_stray	37.500	100	4Gam Crv	2.5800	13100.	75	26707	No
269	GOM_NL__2PRFIN20070409_203003_000000392057_00100_26707_8422.N1	09-APR-2007 20:30:03	Bright	38.500	121	29Gam Vir	2.7400	7200.0	77	26707	No
270	GOM_NL__2PRFIN20070409_203443_000000372057_00100_26707_8423.N1	09-APR-2007 20:34:43	Bright	36.500	62	94Bet Leo	2.1360	9700.0	73	26707	No
271	GOM_NL__2PRFIN20070409_204227_000000392057_00100_26707_8424.N1	09-APR-2007 20:42:27	Bright	39.000	152	12Alp2CVn	2.8900	11000.	78	26707	No
272	GOM_NL__2PRFIN20070409_204555_000000362057_00100_26707_8425.N1	09-APR-2007 20:45:55	Bright	36.000	87	64Gam UMa	2.4330	11000.	72	26707	No
273	GOM_NL__2PRFIN20070409_204722_000000392057_00100_26707_8426.N1	09-APR-2007 20:47:22	Bright	38.500	32	77Eps UMa	1.7630	11000.	77	26707	No
274	GOM_NL__2PRFIN20070409_205348_000000382057_00100_26707_8427.N1	09-APR-2007 20:53:48	Bright	38.000	60	7Bet UMi	2.0810	3950.0	76	26707	No
275	GOM_NL__2PRFIN20070409_205610_000000342057_00100_26707_8428.N1	09-APR-2007 20:56:10	Bright	34.000	49	1Alp UMi	1.9900	6300.0	68	26707	No
276	GOM_NL__2PRFIN20070409_210340_000000372057_00100_26707_8429.N1	09-APR-2007 21:03:40	Bright	37.000	89	5Alp Cep	2.4510	8000.0	74	26707	No
277	GOM_NL__2PRFIN20070409_211309_000000352057_00100_26707_8430.N1	09-APR-2007 21:13:09	Bright	34.500	164	44Eta Peg	2.9480	5400.0	69	26707	No
278	GOM_NL__2PRFIN20070409_211953_000000472057_00100_26707_8431.N1	09-APR-2007 21:19:53	Twi_and_stray	47.000	61	8Eps Peg	2.1000	3900.0	94	26707	No

279	GOM_NL__2PRFIN20070409_212222_000000452057_00100_26707_8432.N1	09-APR-2007 21:22:22	Twilight	45.000	162	34Alp Aqr	2.9440	5350.0	90	26707	No
280	GOM_NL__2PRFIN20070409_212443_000000452057_00100_26707_8433.N1	09-APR-2007 21:24:43	Dark	45.000	154	22Bet Aqr	2.8990	5700.0	90	26707	No
281	GOM_NL__2PRFIN20070409_212711_000000412057_00100_26707_8434.N1	09-APR-2007 21:27:11	Dark	40.500	142	49Del Cap	2.8500	8900.0	81	26707	No
282	GOM_NL__2PRFIN20070409_213931_000000422057_00101_26708_8428.N1	09-APR-2007 21:39:31	Dark	42.000	45	Alp Pav	1.9400	26000.	84	26708	No
283	GOM_NL__2PRFIN20070409_214628_000000442057_00101_26708_8429.N1	09-APR-2007 21:46:28	Dark	43.500	141	Bet Ara	2.8400	4600.0	87	26708	No
284	GOM_NL__2PRFIN20070409_214901_000000392057_00101_26708_8430.N1	09-APR-2007 21:49:01	Dark	38.500	134	Bet TrA	2.8100	6600.0	77	26708	No
285	GOM_NL__2PRFIN20070409_215132_000000462057_00101_26708_8431.N1	09-APR-2007 21:51:32	Straylight	45.500	4	Alp1Cen	-0.010000	5800.0	91	26708	No
286	GOM_NL__2PRFIN20070409_215433_000000422057_00101_26708_8432.N1	09-APR-2007 21:54:33	Straylight	42.000	78	Alp Lup	2.3040	28000.	84	26708	No
287	GOM_NL__2PRFIN20070409_215610_000000472057_00101_26708_8433.N1	09-APR-2007 21:56:10	Straylight	46.500	81	Eta Cen	2.3560	28000.	93	26708	No
288	GOM_NL__2PRFIN20070409_215841_000000492057_00101_26708_8434.N1	09-APR-2007 21:58:41	Straylight	49.000	54	5The Cen	2.0550	4500.0	98	26708	No
289	GOM_NL__2PRFIN20070409_220407_000000432057_00101_26708_8435.N1	09-APR-2007 22:04:07	Tw_i_and_stray	43.000	106	9Bet Crv	2.6480	5600.0	86	26708	No
290	GOM_NL__2PRFIN20070409_220600_000000412057_00101_26708_8436.N1	09-APR-2007 22:06:00	Tw_i_and_stray	41.000	100	4Gam Crv	2.5800	13100.	82	26708	No
291	GOM_NL__2PRFIN20070409_221039_000000402057_00101_26708_8437.N1	09-APR-2007 22:10:39	Bright	39.500	121	29Gam Vir	2.7400	7200.0	79	26708	No
292	GOM_NL__2PRFIN20070409_221519_000000372057_00101_26708_8438.N1	09-APR-2007 22:15:19	Bright	36.500	62	94Bet Leo	2.1360	9700.0	73	26708	No
293	GOM_NL__2PRFIN20070409_222303_000000402057_00101_26708_8439.N1	09-APR-2007 22:23:03	Bright	40.000	152	12Alp2CVn	2.8900	11000.	80	26708	No
294	GOM_NL__2PRFIN20070409_222631_000000342057_00101_26708_8440.N1	09-APR-2007 22:26:31	Bright	34.000	87	64Gam UMa	2.4330	11000.	68	26708	No
295	GOM_NL__2PRFIN20070409_222757_000000382057_00101_26708_8441.N1	09-APR-2007 22:27:57	Bright	38.000	32	77Eps UMa	1.7630	11000.	76	26708	No
296	GOM_NL__2PRFIN20070409_223423_000000392057_00101_26708_8442.N1	09-APR-2007 22:34:23	Bright	39.000	60	7Bet UMi	2.0810	3950.0	78	26708	No
297	GOM_NL__2PRFIN20070409_223646_000000342057_00101_26708_8443.N1	09-APR-2007 22:36:46	Bright	34.000	49	1Alp UMi	1.9900	6300.0	68	26708	No
298	GOM_NL__2PRFIN20070409_224416_000000372057_00101_26708_8444.N1	09-APR-2007 22:44:16	Bright	37.000	89	5Alp Cep	2.4510	8000.0	74	26708	No
299	GOM_NL__2PRFIN20070409_225345_000000342057_00101_26708_8445.N1	09-APR-2007 22:53:45	Bright	34.000	164	44Eta Peg	2.9480	5400.0	68	26708	No
300	GOM_NL__2PRFIN20070409_230029_000000482057_00101_26708_8446.N1	09-APR-2007 23:00:29	Tw_i_and_stray	47.500	61	8Eps Peg	2.1000	3900.0	95	26708	No
301	GOM_NL__2PRFIN20070409_230258_000000412057_00101_26708_8447.N1	09-APR-2007 23:02:58	Dark	41.000	162	34Alp Aqr	2.9440	5350.0	82	26708	No
302	GOM_NL__2PRFIN20070409_230519_000000472057_00101_26708_8448.N1	09-APR-2007 23:05:19	Dark	46.500	154	22Bet Aqr	2.8990	5700.0	93	26708	No
303	GOM_NL__2PRFIN20070409_230748_000000412057_00101_26708_8449.N1	09-APR-2007 23:07:48	Dark	41.000	142	49Del Cap	2.8500	8900.0	82	26708	No
304	GOM_NL__2PRFIN20070409_232007_000000402057_00102_26709_8444.N1	09-APR-2007 23:20:07	Dark	39.500	45	Alp Pav	1.9400	26000.	79	26709	No
305	GOM_NL__2PRFIN20070409_232704_000000442057_00102_26709_8445.N1	09-APR-2007 23:27:04	Dark	44.000	141	Bet Ara	2.8400	4600.0	88	26709	No
306	GOM_NL__2PRFIN20070409_232938_000000392057_00102_26709_8446.N1	09-APR-2007 23:29:38	Dark	39.000	134	Bet TrA	2.8100	6600.0	78	26709	No
307	GOM_NL__2PRFIN20070409_233208_000000462057_00102_26709_8447.N1	09-APR-2007 23:32:08	Straylight	46.000	4	Alp1Cen	-0.010000	5800.0	92	26709	No
308	GOM_NL__2PRFIN20070409_233510_000000422057_00102_26709_8448.N1	09-APR-2007 23:35:10	Straylight	42.000	78	Alp Lup	2.3040	28000.	84	26709	No
309	GOM_NL__2PRFIN20070409_233646_000000472057_00102_26709_8449.N1	09-APR-2007 23:36:46	Straylight	46.500	81	Eta Cen	2.3560	28000.	93	26709	No
310	GOM_NL__2PRFIN20070409_233917_000000482057_00102_26709_8450.N1	09-APR-2007 23:39:17	Straylight	47.500	54	5The Cen	2.0550	4500.0	95	26709	No
311	GOM_NL__2PRFIN20070409_234443_000000402057_00102_26709_8451.N1	09-APR-2007 23:44:43	Tw_i_and_stray	40.000	106	9Bet Crv	2.6480	5600.0	80	26709	No
312	GOM_NL__2PRFIN20070409_234636_000000402057_00102_26709_8452.N1	09-APR-2007 23:46:36	Tw_i_and_stray	40.000	100	4Gam Crv	2.5800	13100.	80	26709	No
313	GOM_NL__2PRFIN20070409_235115_000000402057_00102_26709_8453.N1	09-APR-2007 23:51:15	Bright	40.000	121	29Gam Vir	2.7400	7200.0	80	26709	No
314	GOM_NL__2PRFIN20070409_235555_000000372057_00102_26709_8454.N1	09-APR-2007 23:55:55	Bright	36.500	62	94Bet Leo	2.1360	9700.0	73	26709	No

3. Quality information per product

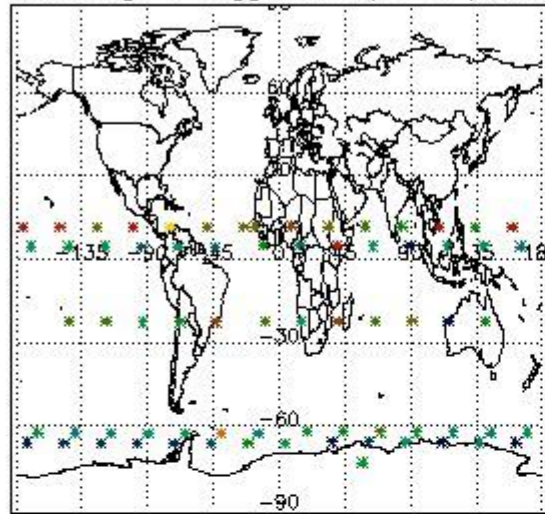
In this section it is plotted some information contained in the Quality Summary data set of the level 2 products. Only products in dark limb conditions and without errors (error flag in the MPH set to "0") are used.

3.1 Plot quality information per product (time dependant)

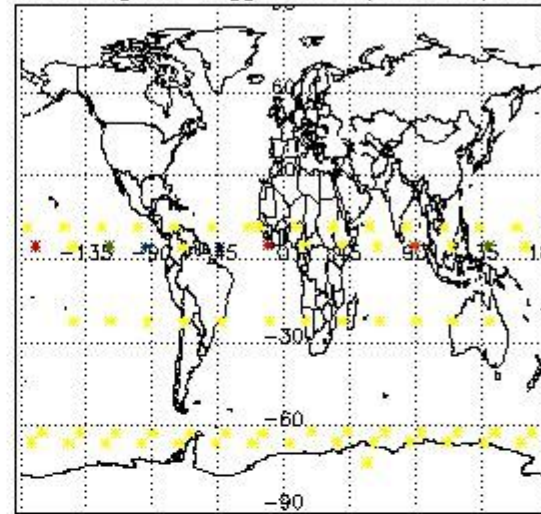


3.2 Plot quality information per product (world map)

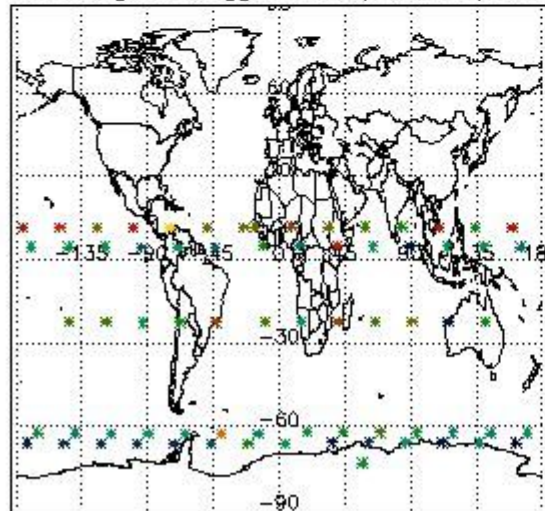
Percentage of flagged data per O3 profile



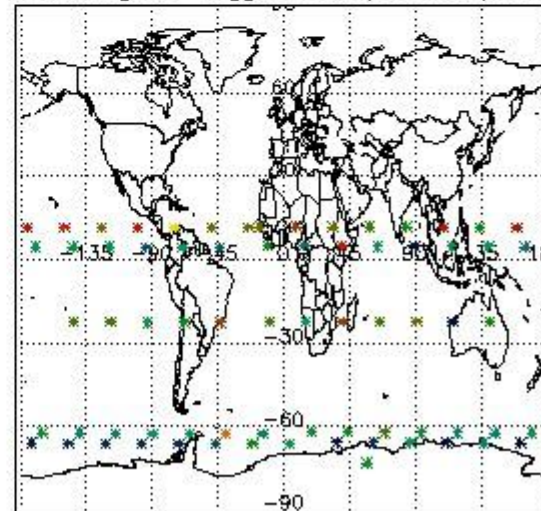
Percentage of flagged data per H2O profile



Percentage of flagged data per NO2 profile



Percentage of flagged data per NO3 profile

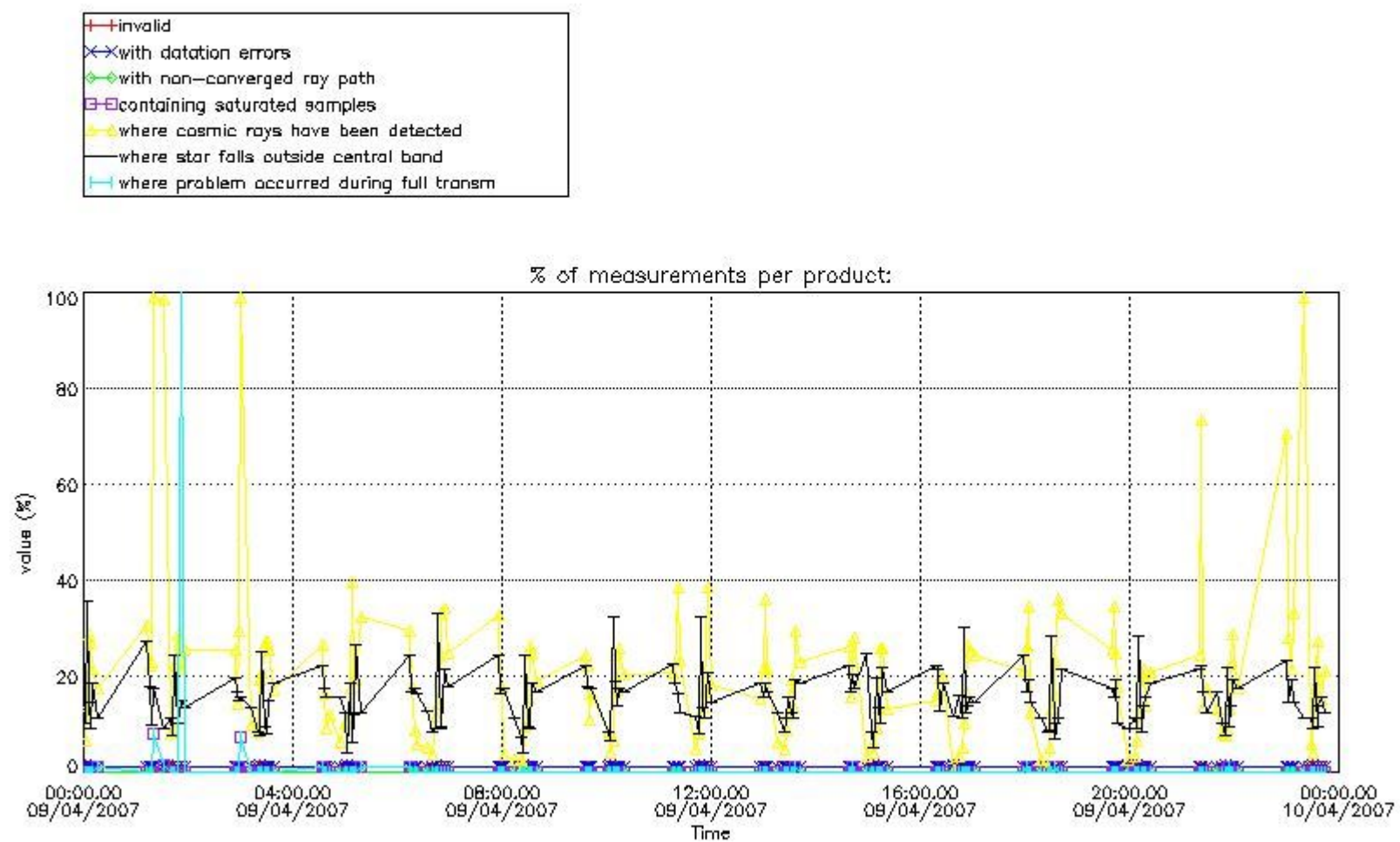


4. Level 1 quality information per product

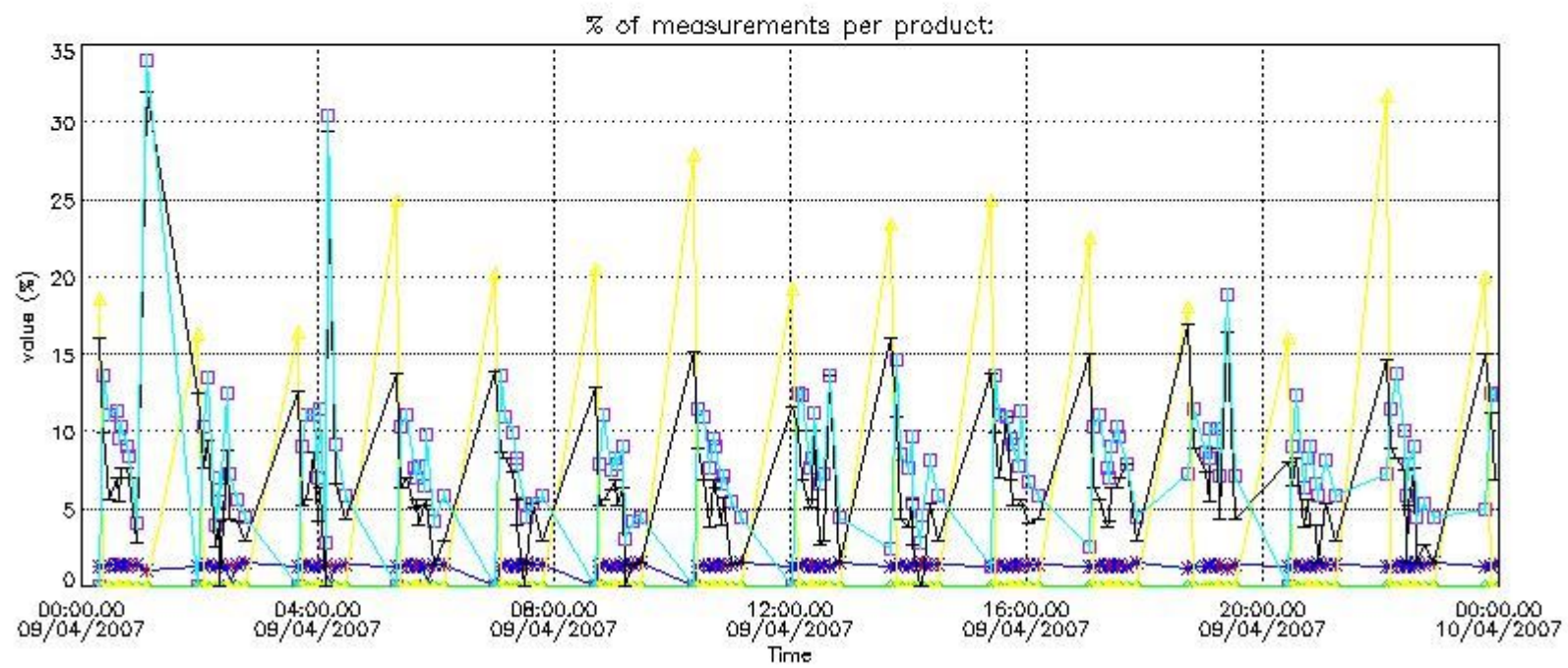
In this section it is plotted some information contained in the Quality Summary data set of the level 2 products that comes from the level 1b processing. Products without errors (error flag in the MPH set to "0") are used.

4.1 Plot quality information per product (time dependant) coming from level 1b processing

4.1.1 Plot level 1 quality information per product (time dependant): ENVISAT ASCENDING passes

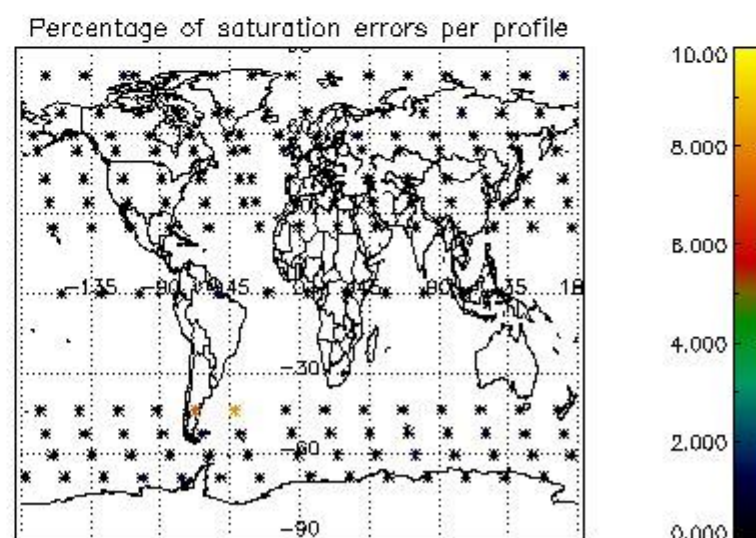
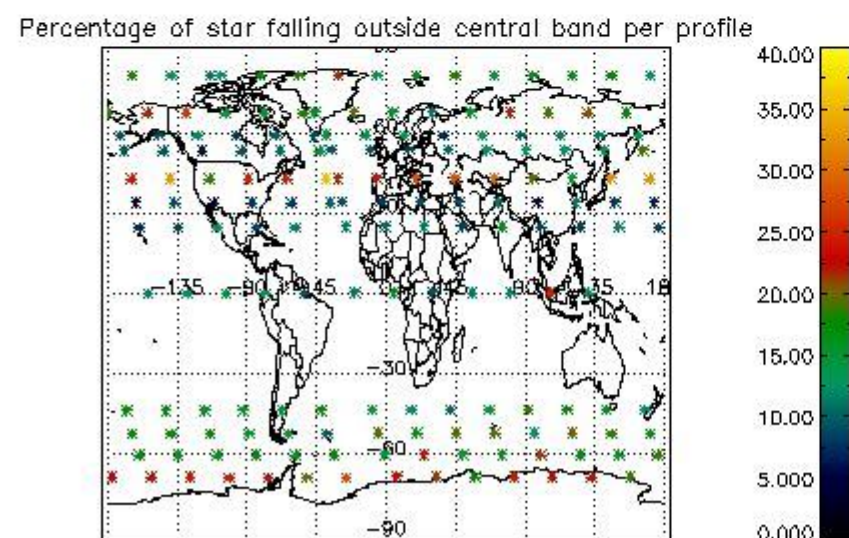
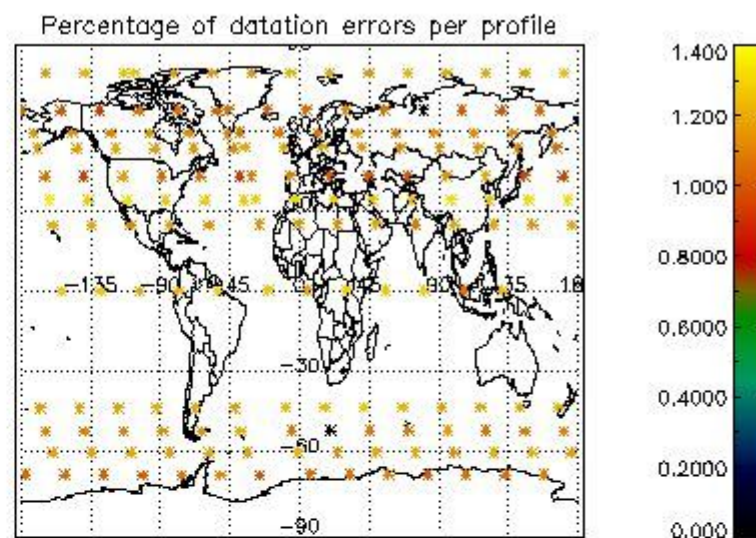
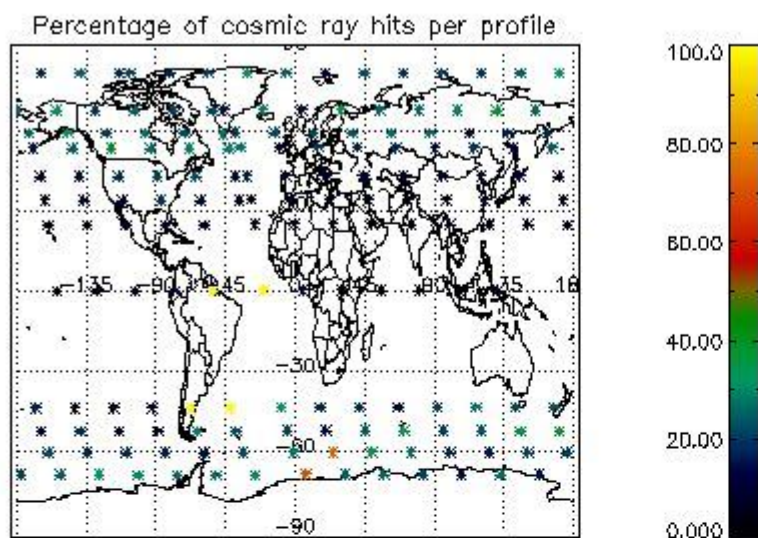


4.1.2 Plot level 1 quality information per product (time dependant): ENVI SAT DESCENDING passes

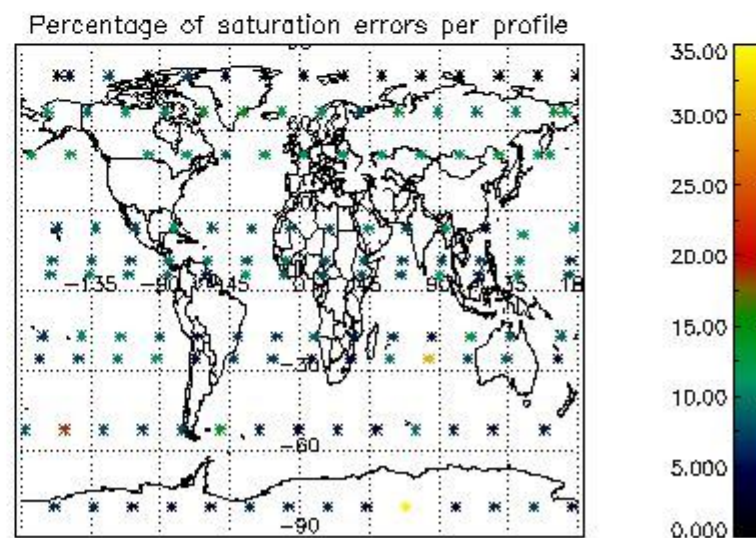
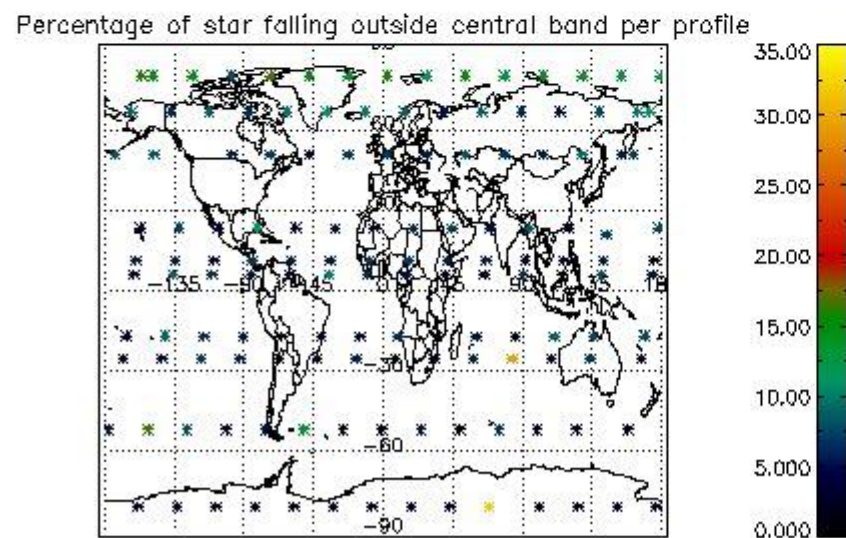
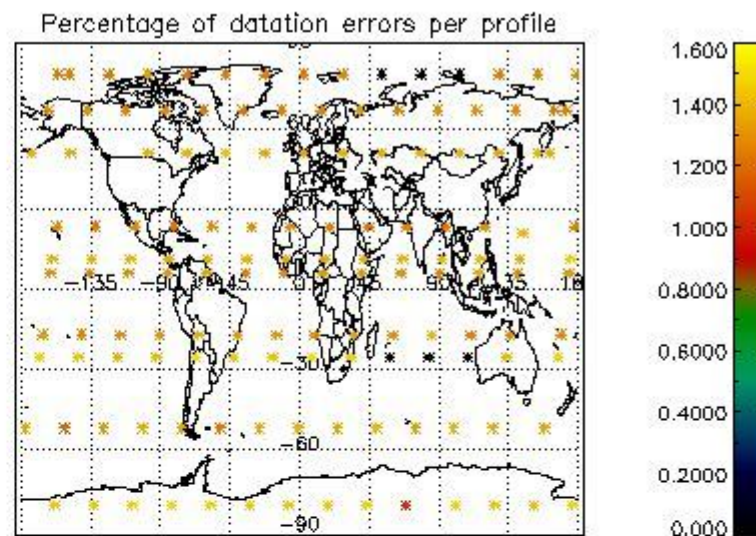
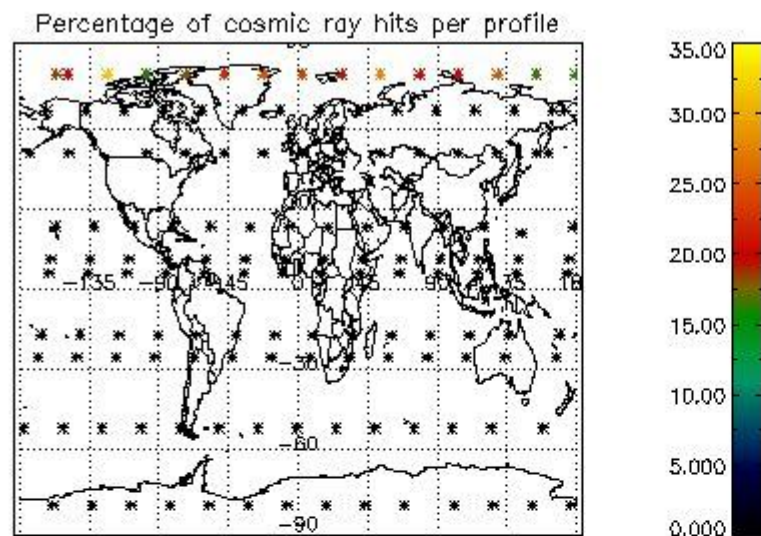


4.2 Plot quality information per product coming from level 1b processing (world map)

4.2.1 Plot level 1 quality information per product (world map): ENVISAT ASCENDING passes



4.2.2 Plot level 1 quality information per product (world map): ENVISAT DESCENDING passes



5. Trace gas profiles

5.1 Ozone statistics based on quality of products

The final quality of the products can be "measured" using the STD (Standard Deviation) attached to every point profile. This information is written to the parameter GOM_NL__2P/NL_LOCAL_SPECIES_DENSITY/o3_std of the level 2 products. The table below shows the statistics for given STD ranges.

The statistics are given with respect to the overall valid production:

- Products without fatal errors: GOM_NL__2P/MPH/PRODUCT_ERR=0
- Valid point profile: GOM_NL__2P/NL_LOCAL_SPECIES_DENSITY/pcd(0)=0

The 'Criteria' is applied to valid points of dark limb products:

- Products in dark limb illumination condition: GOM_NL__2P/NL_SUMMARY_QUALITY/obs_ill_cond=0
- Products without fatal errors: GOM_NL__2P/MPH/PRODUCT_ERR=0
- Valid point profile: GOM_NL__2P/NL_LOCAL_SPECIES_DENSITY/pcd(0)=0

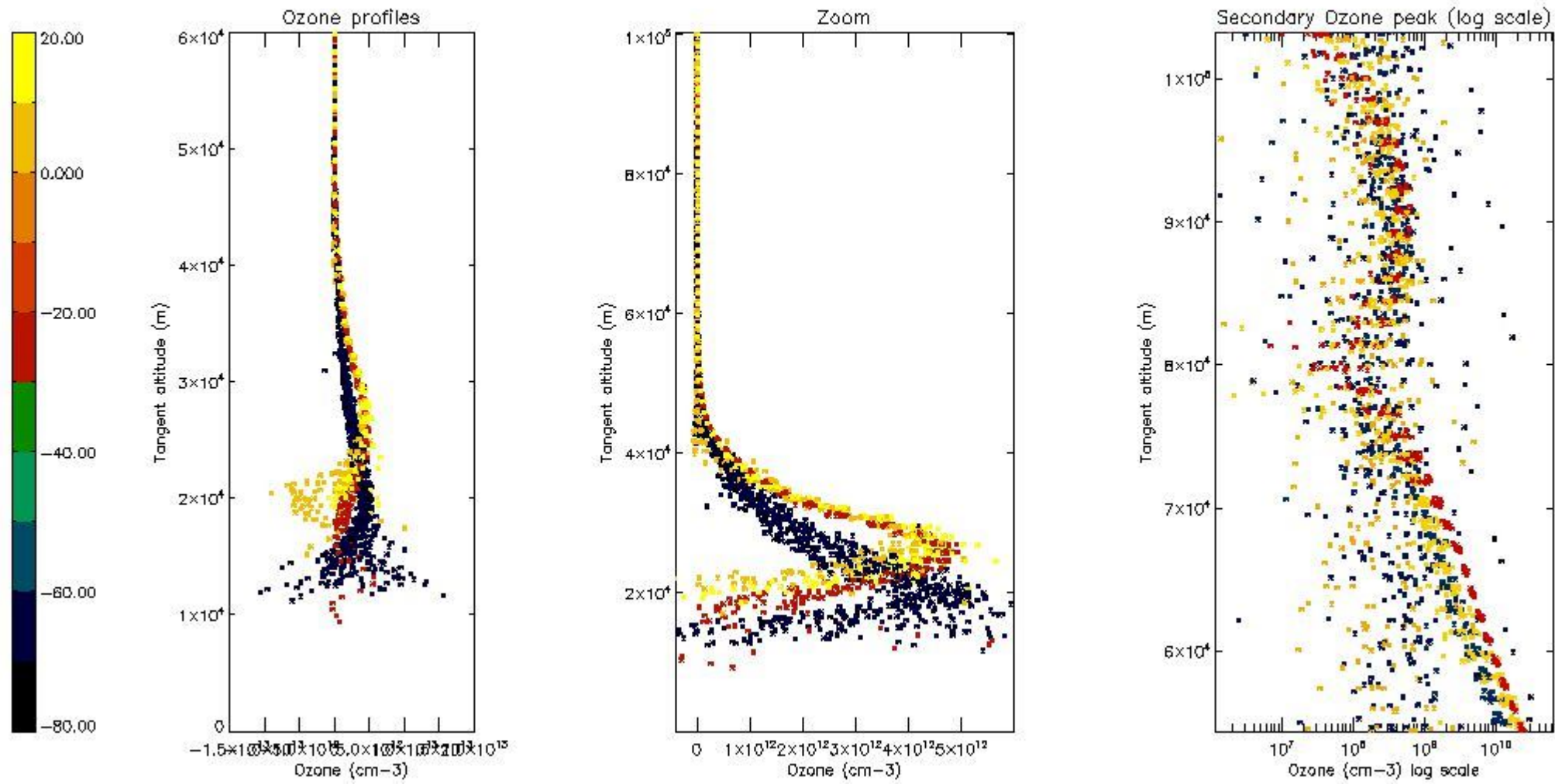
So, the table below shows the percentage of dark limb and valid observations for each criteria with respect to the overall valid daily observations.

Criteria	% of total production
All STD	23
STD < 20	9

STD < 10	5
STD < 5	2

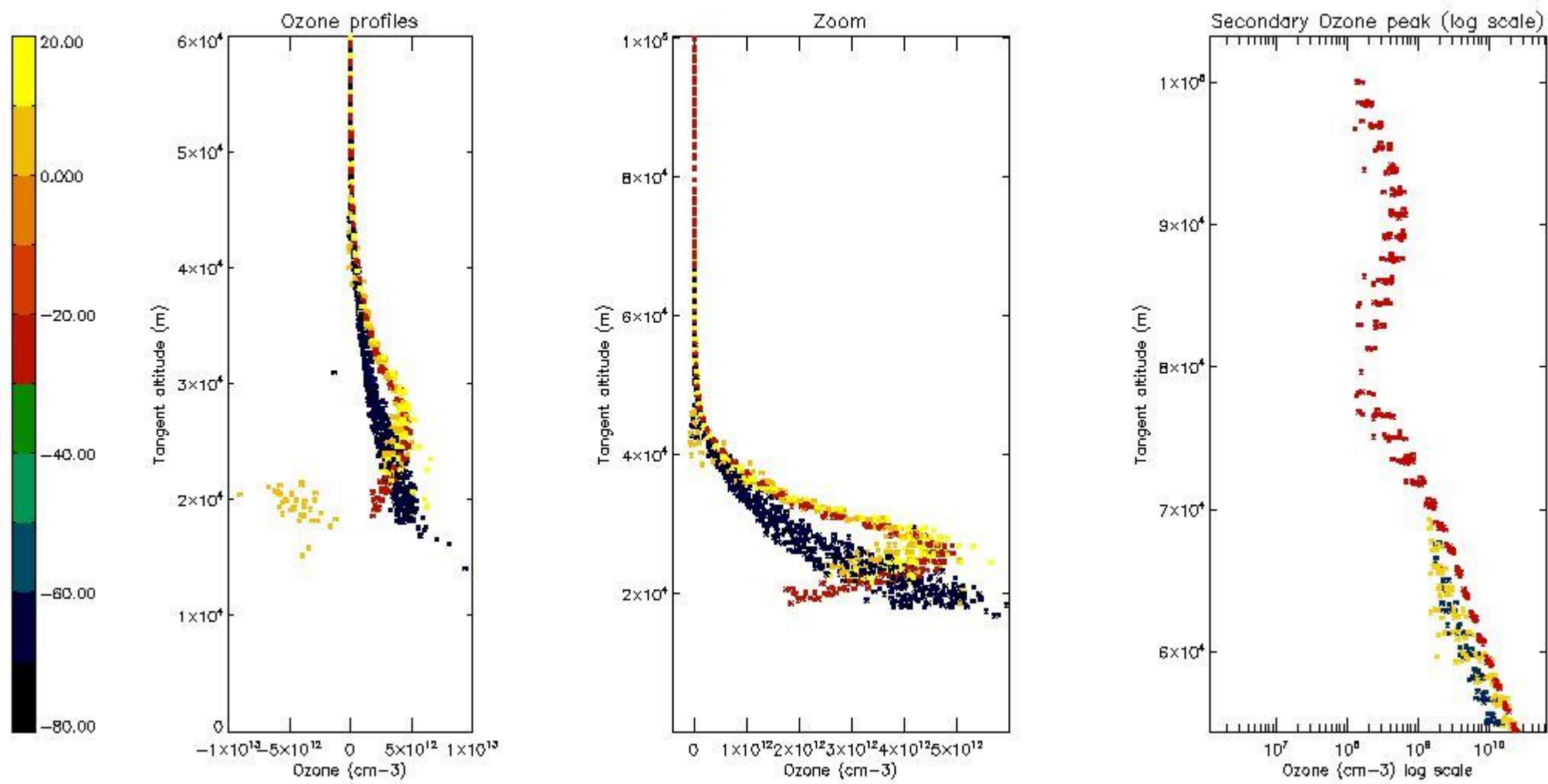
5.2 Plot ozone profiles for all STD (dark without errors)

The colorbar represents the latitude.



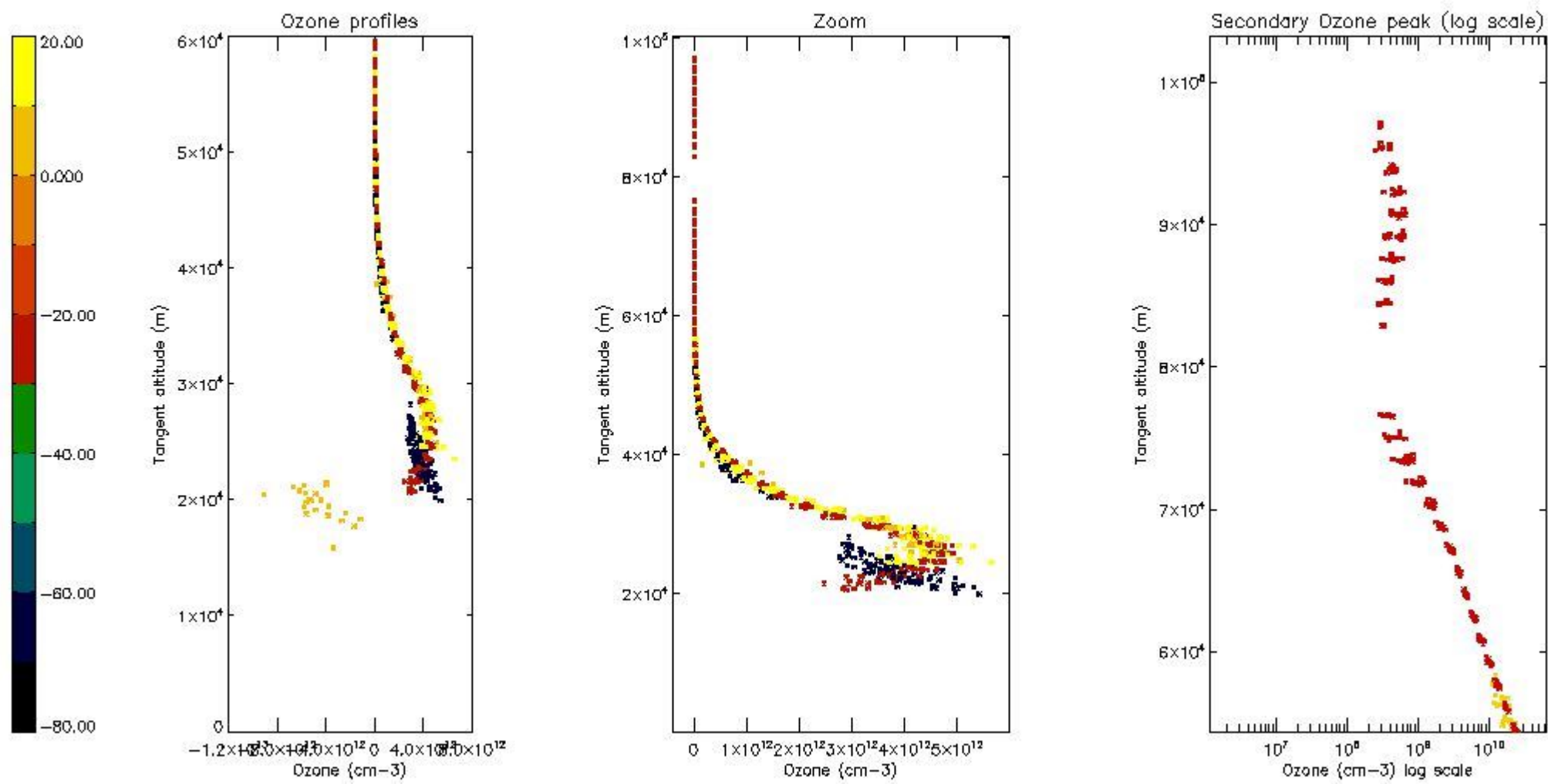
5.3 Plot ozone profiles where STD < 20% (dark without errors)

The colorbar represents the latitude.



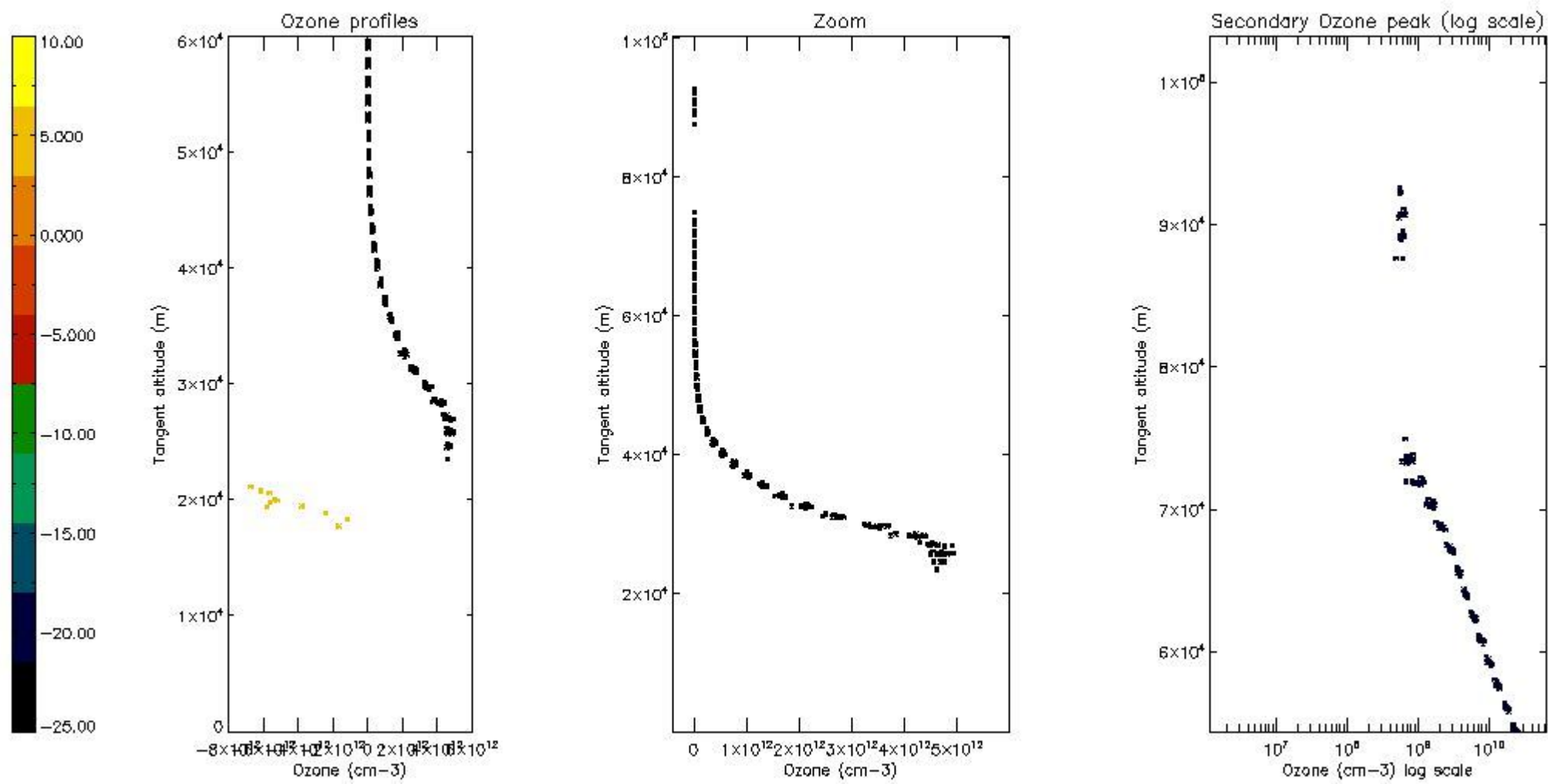
5.4 Plot ozone profiles where STD < 10% (dark without errors)

The colorbar represents the latitude.



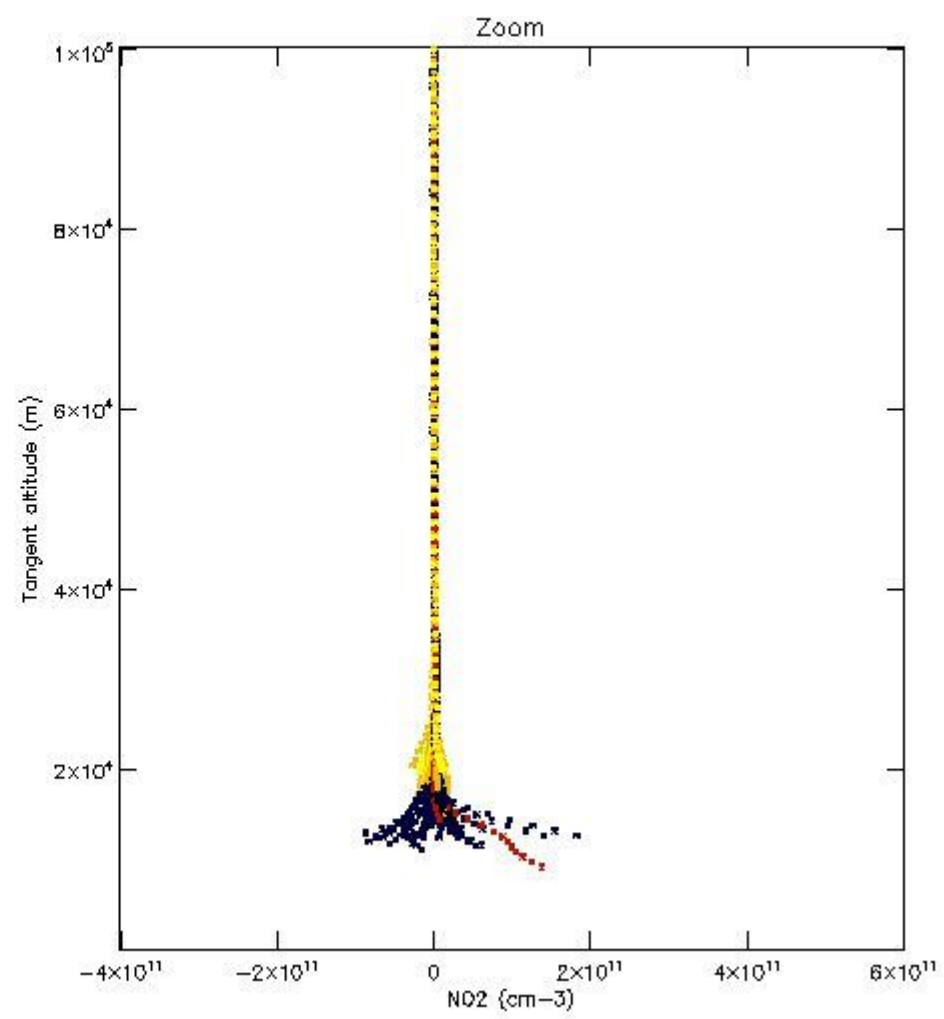
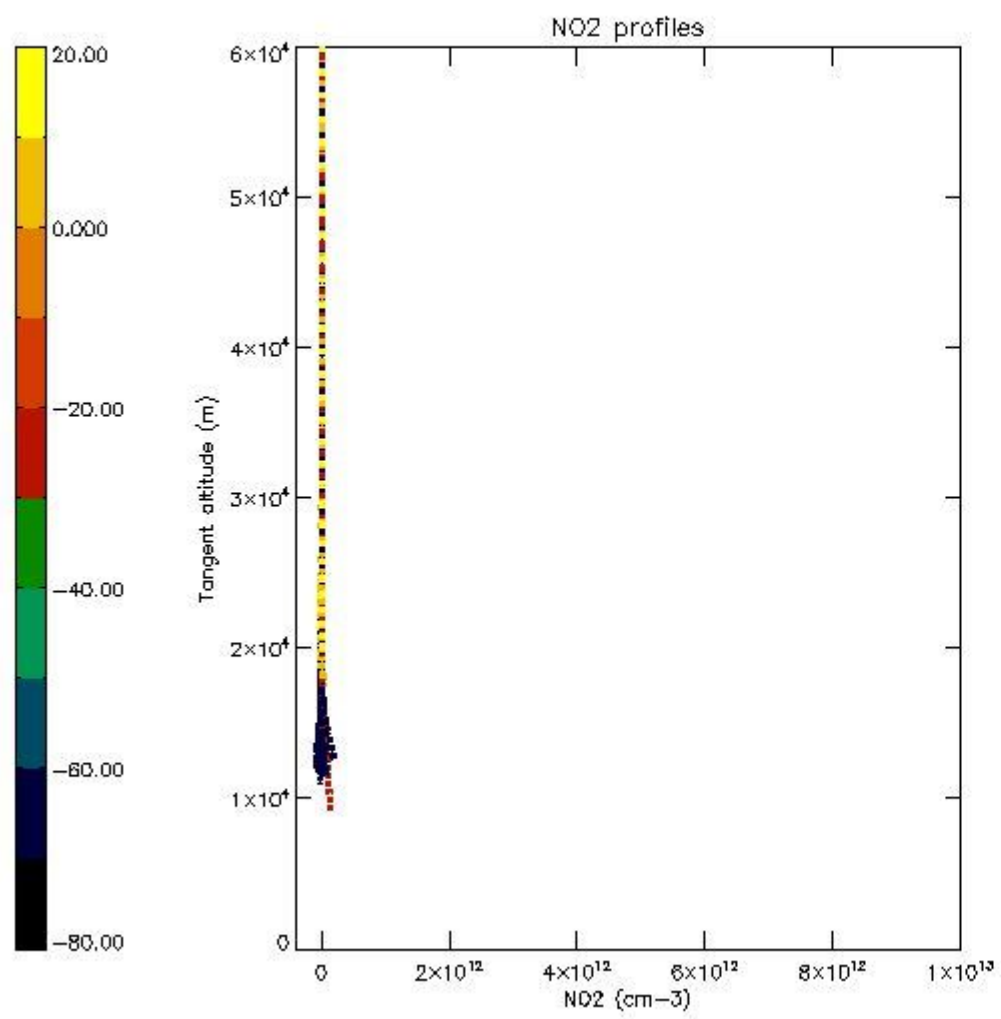
5.5 Plot ozone profiles where STD < 5% (dark without errors)

The colorbar represents the latitude.



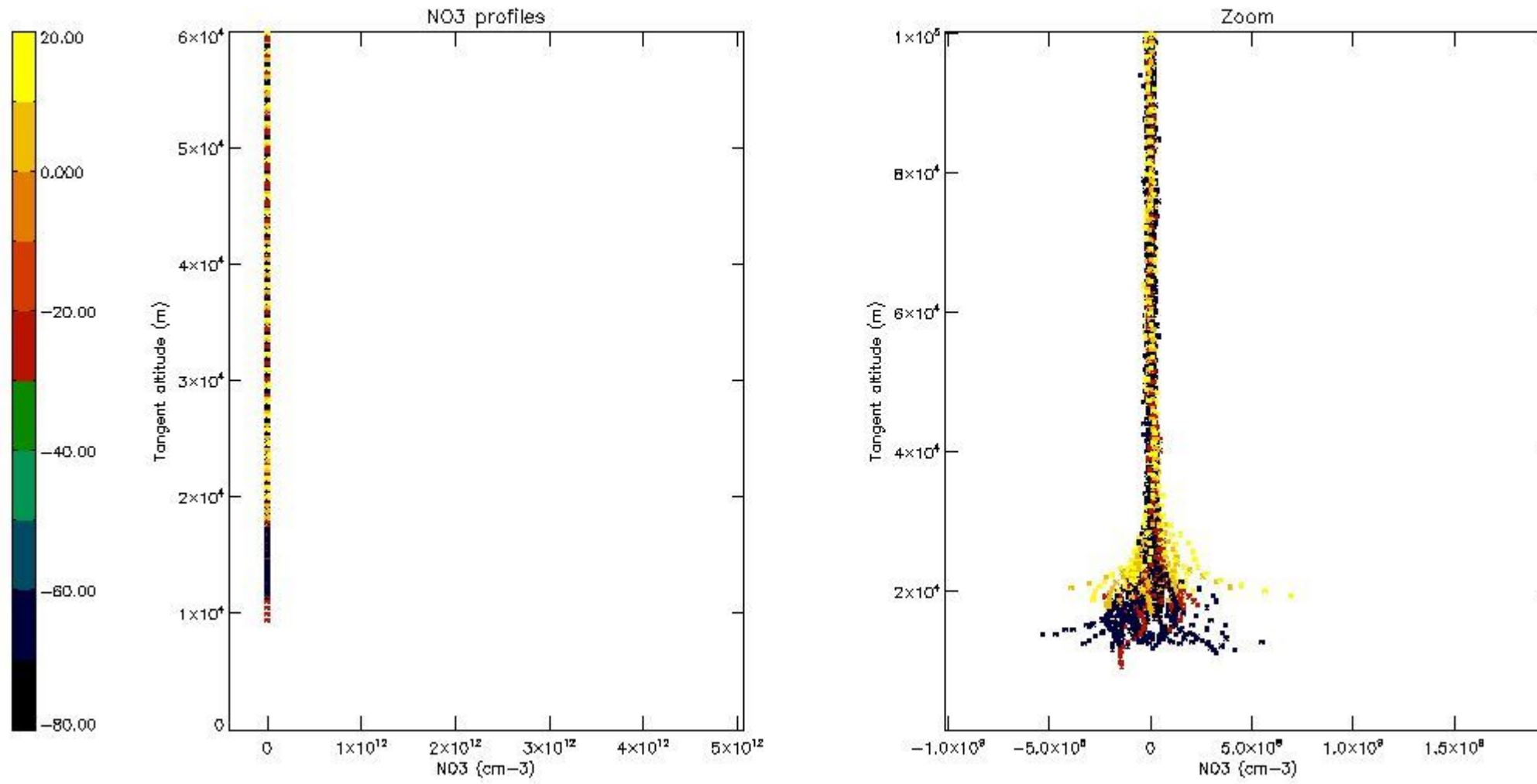
5.6 Plot NO₂ profiles for all STD (dark without errors)

The colorbar represents the latitude.



5.7 Plot NO3 profiles for all STD (dark without errors)

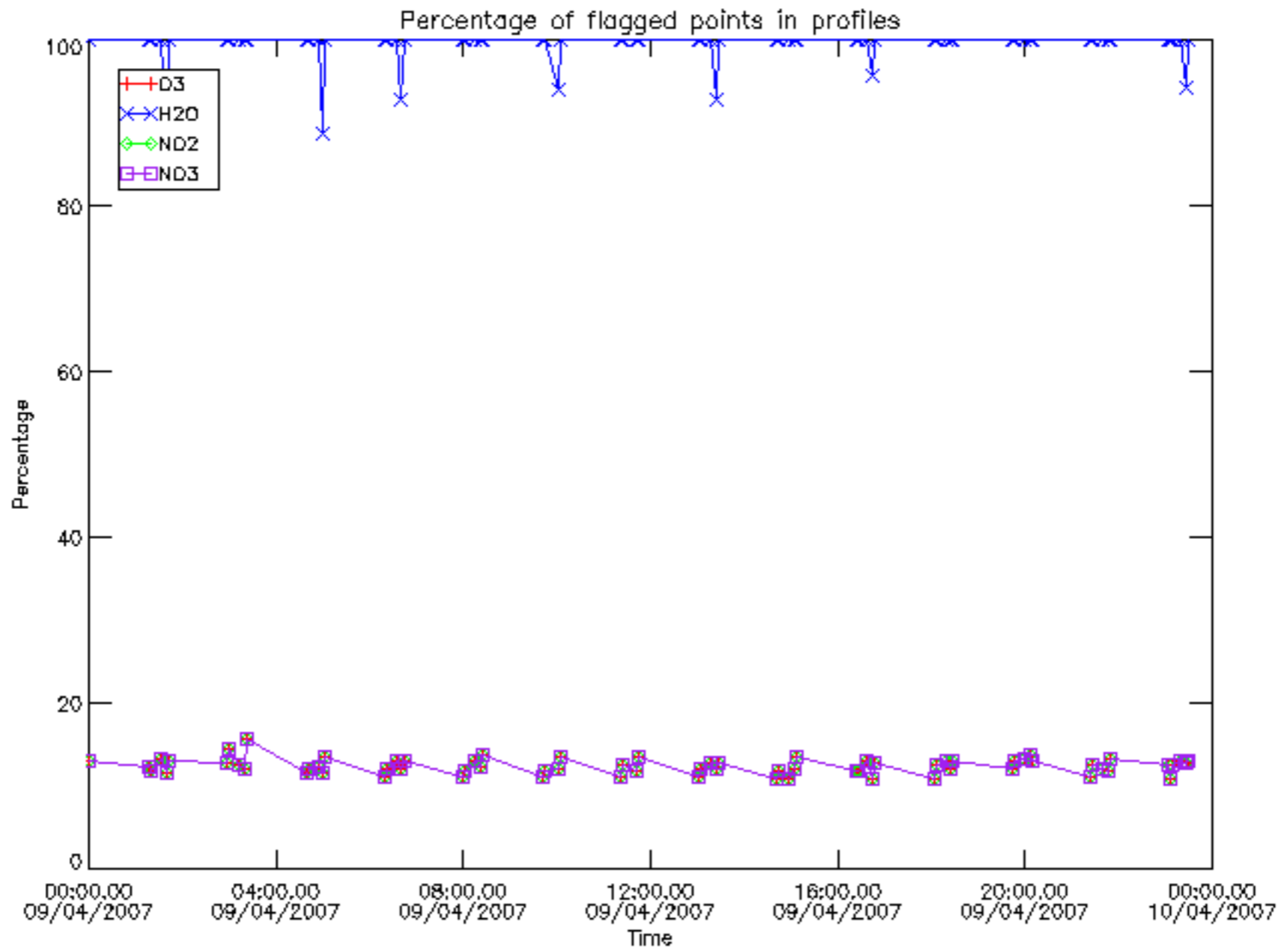
The colorbar represents the latitude.



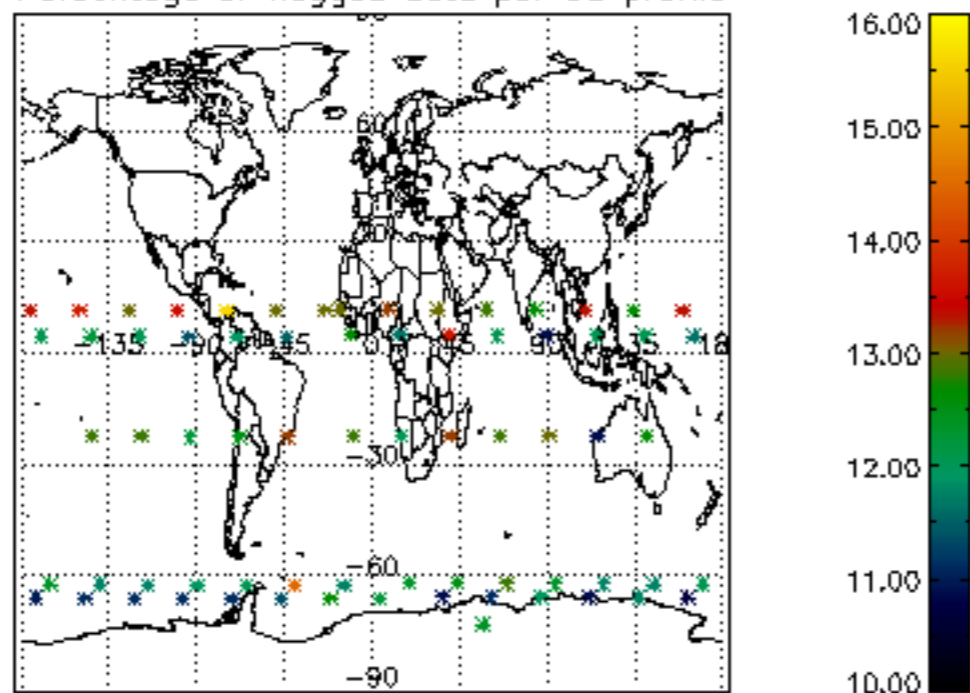
6. Auxiliary Data Files used for the production reported in section 2

The number reported in the third column indicates since which file (see list in section 2) the corresponding auxiliary file has been used. The fourth column is the date of those product files.

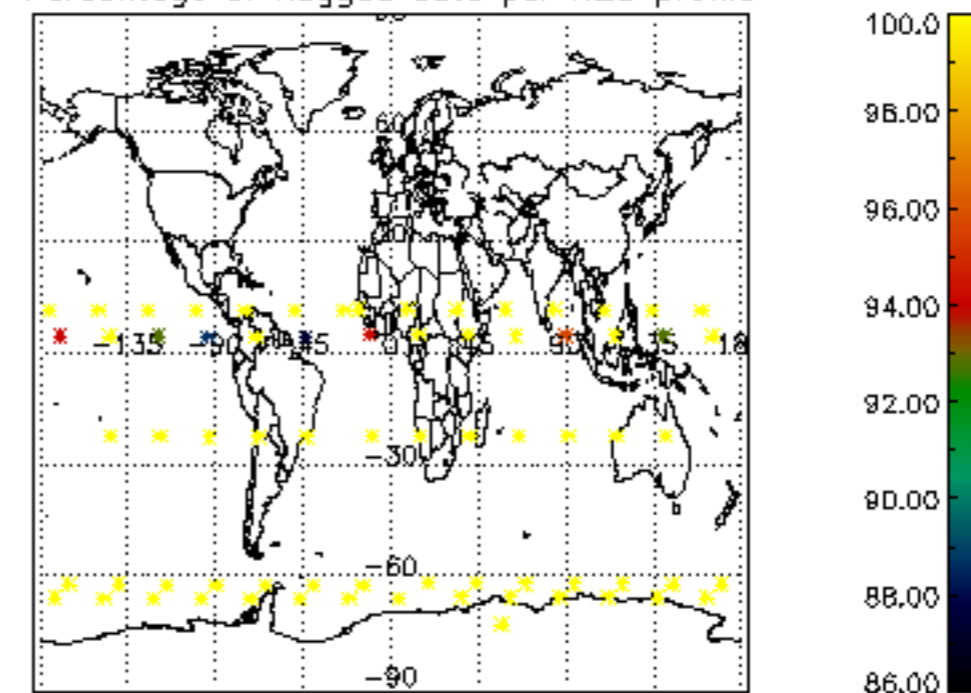
Type	Auxiliary Filename	Used since product	Used since product date
INST_PHYS_CHARACTERISTICS	GOM_INS_AXVIEC20091111_143220_20030716_120000_20500101_000000	1	09-APR-2007 00:01:07
LEVEL-2_PROC_CONFIG	GOM_PR2_AXVIEC20091111_152718_20020301_000000_20500101_000000	1	09-APR-2007 00:01:07
CROSS_SECTIONS_FILE	GOM_CRS_AXVIEC20091111_154832_20020301_000000_20500101_000000	1	09-APR-2007 00:01:07



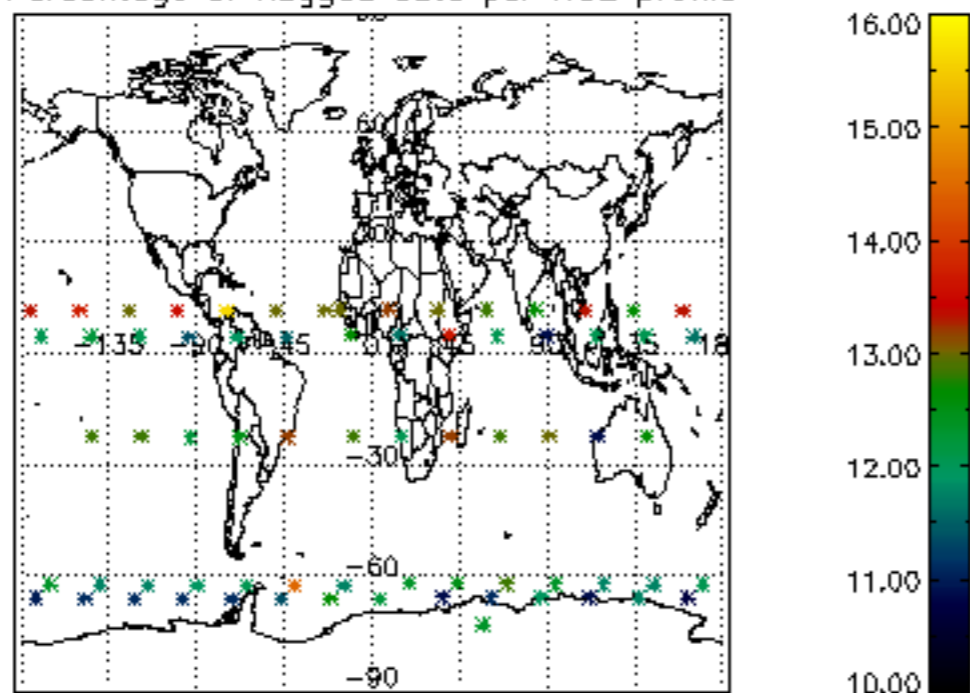
Percentage of flagged data per D3 profile



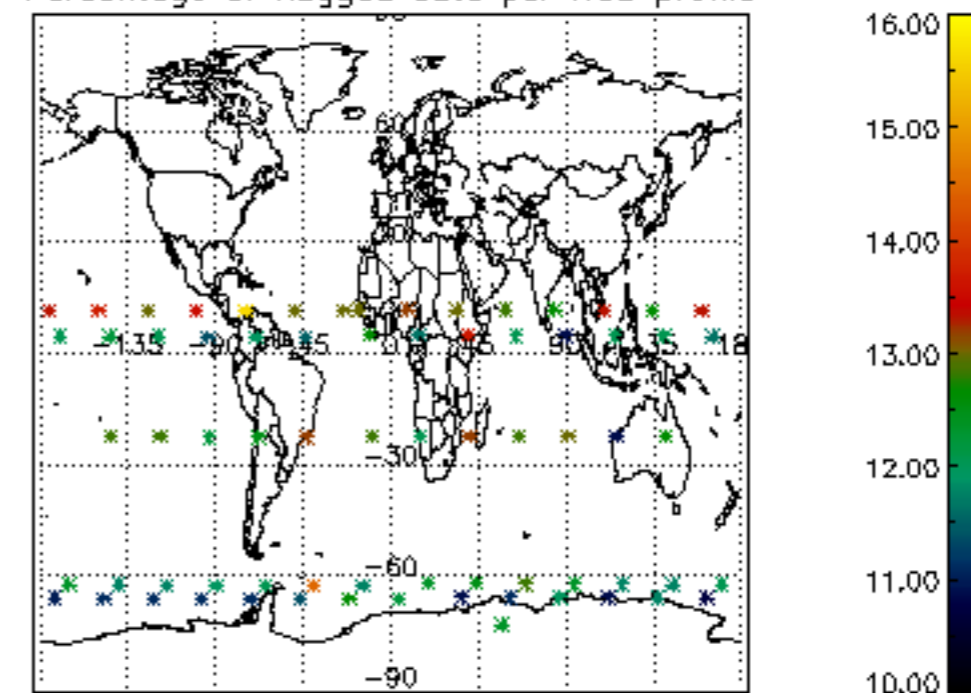
Percentage of flagged data per H2O profile

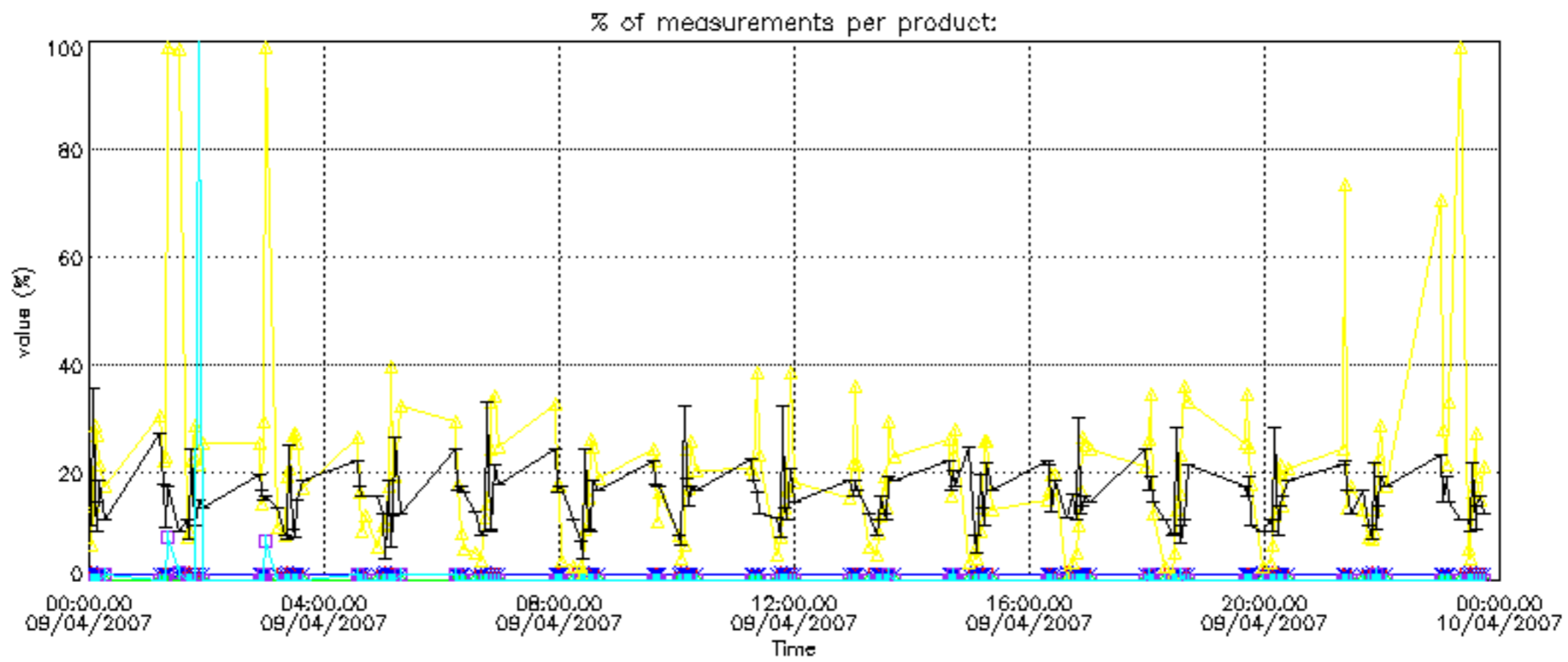


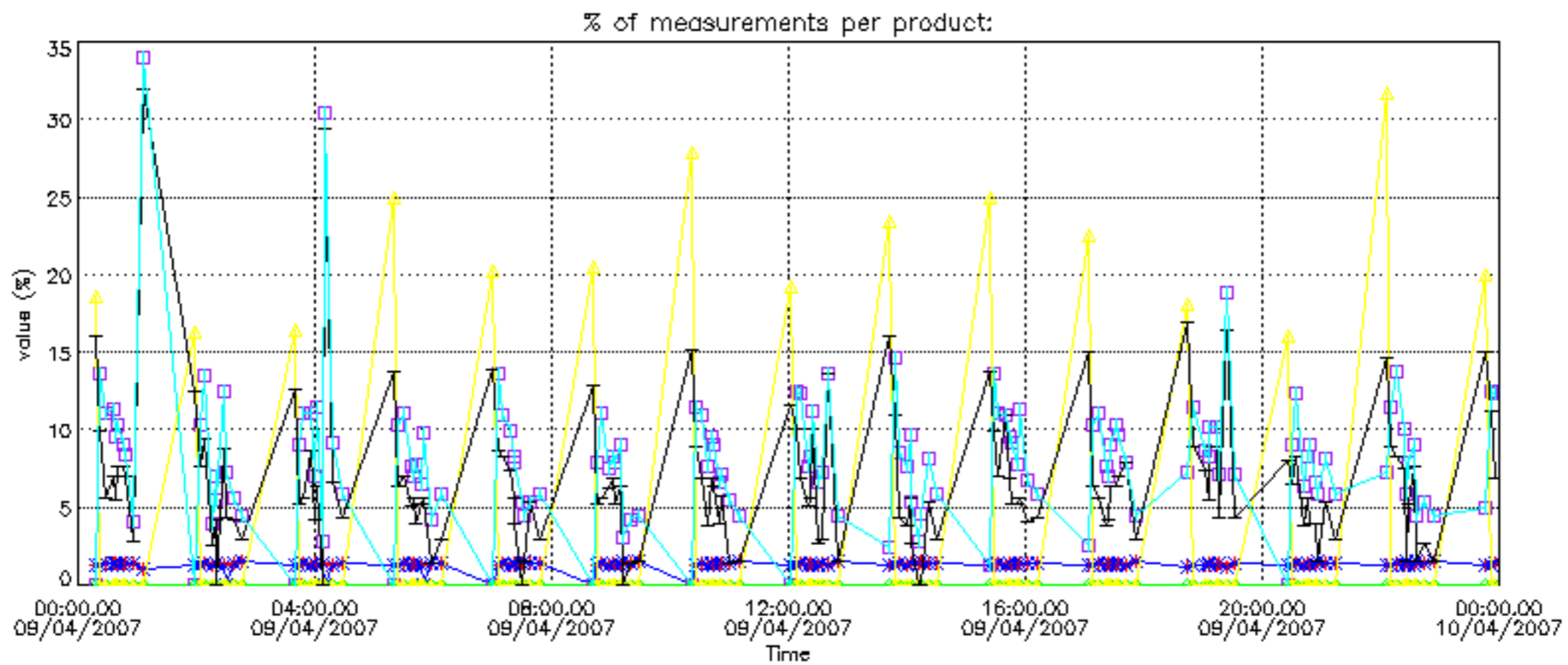
Percentage of flagged data per NO2 profile



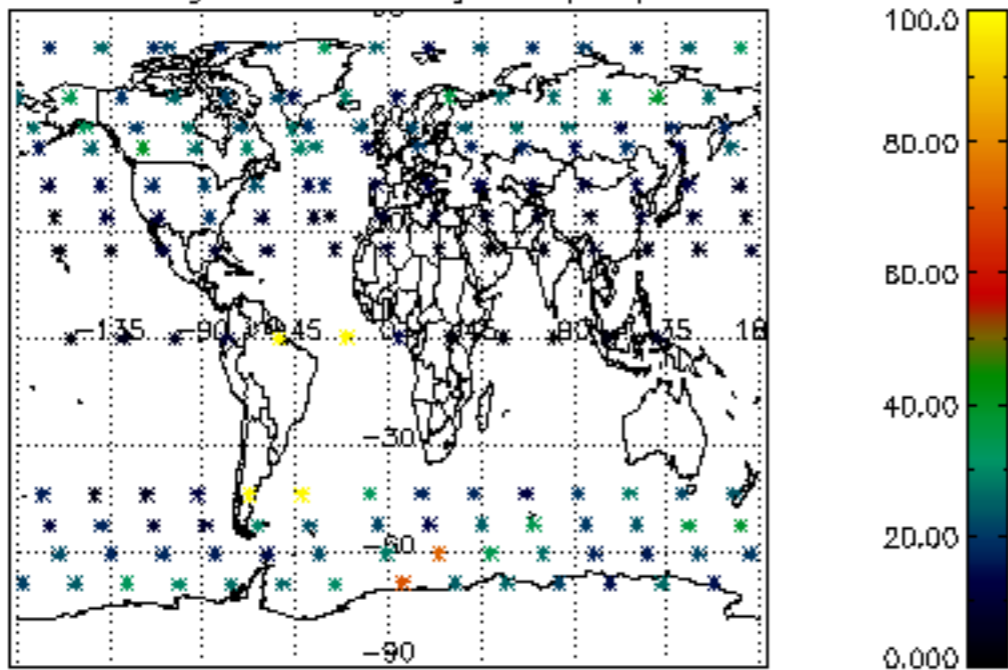
Percentage of flagged data per NO3 profile



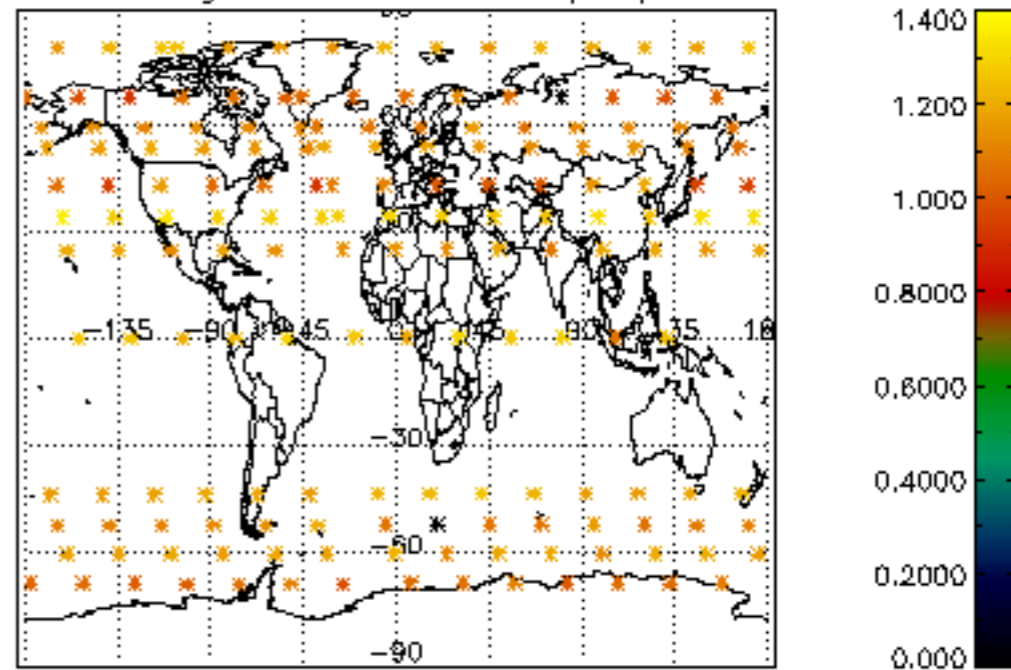




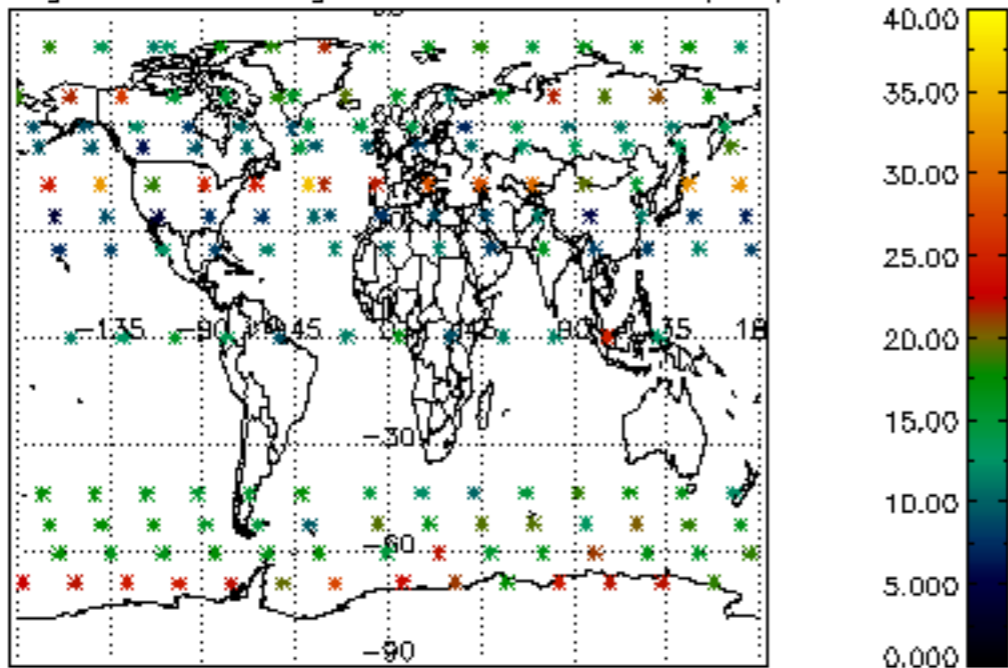
Percentage of cosmic ray hits per profile



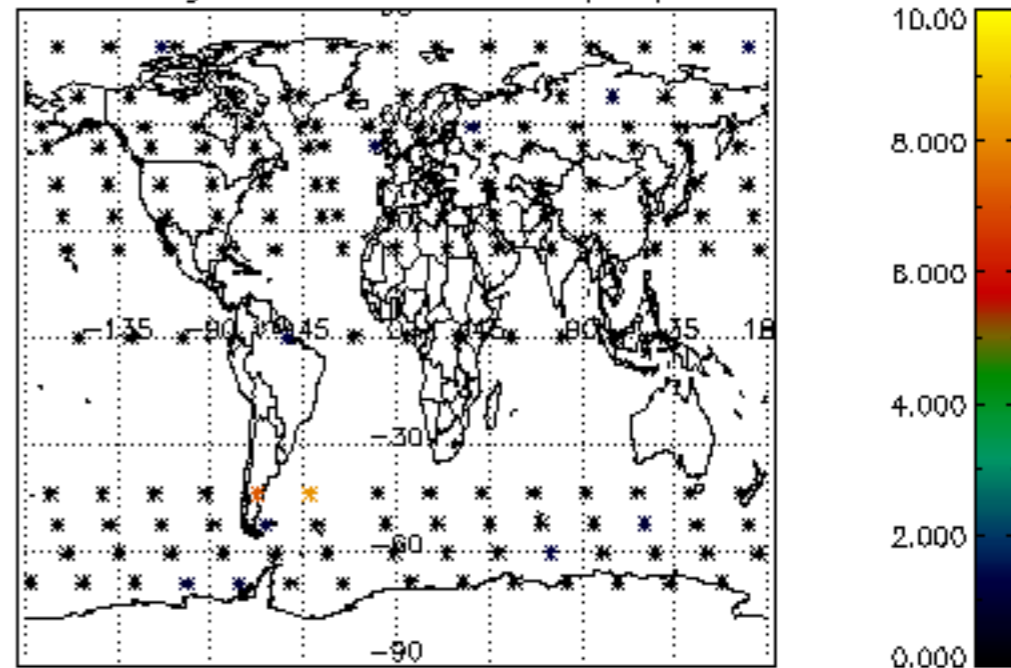
Percentage of datation errors per profile



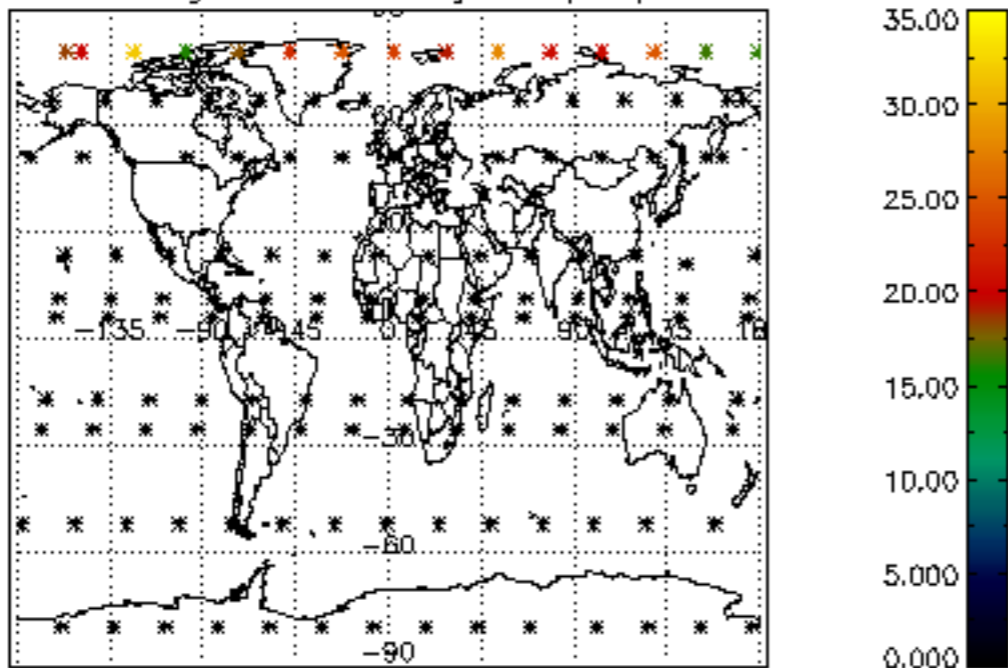
Percentage of star falling outside central band per profile



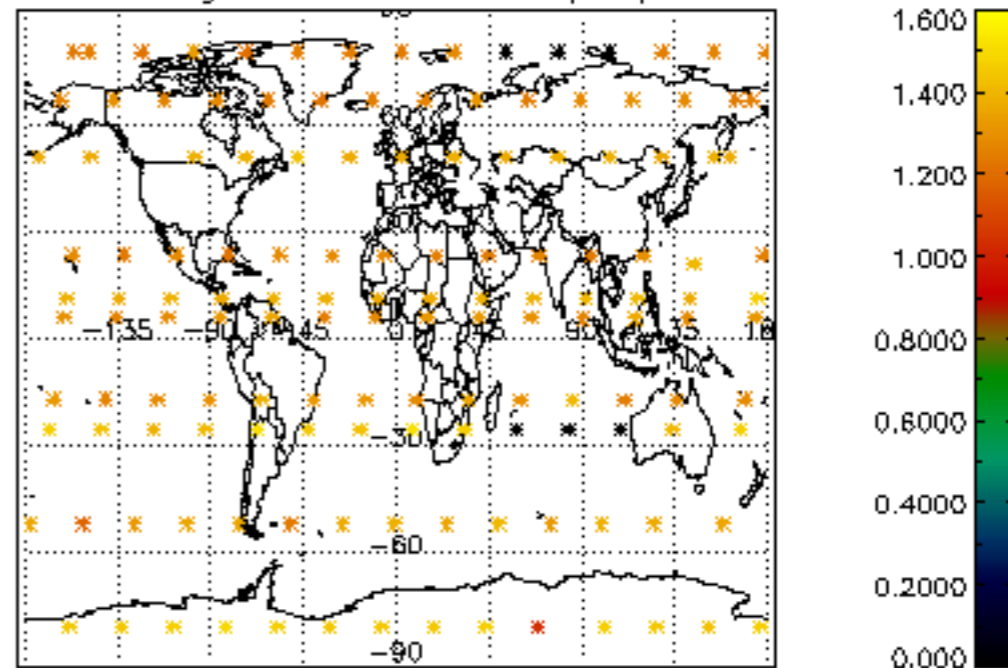
Percentage of saturation errors per profile



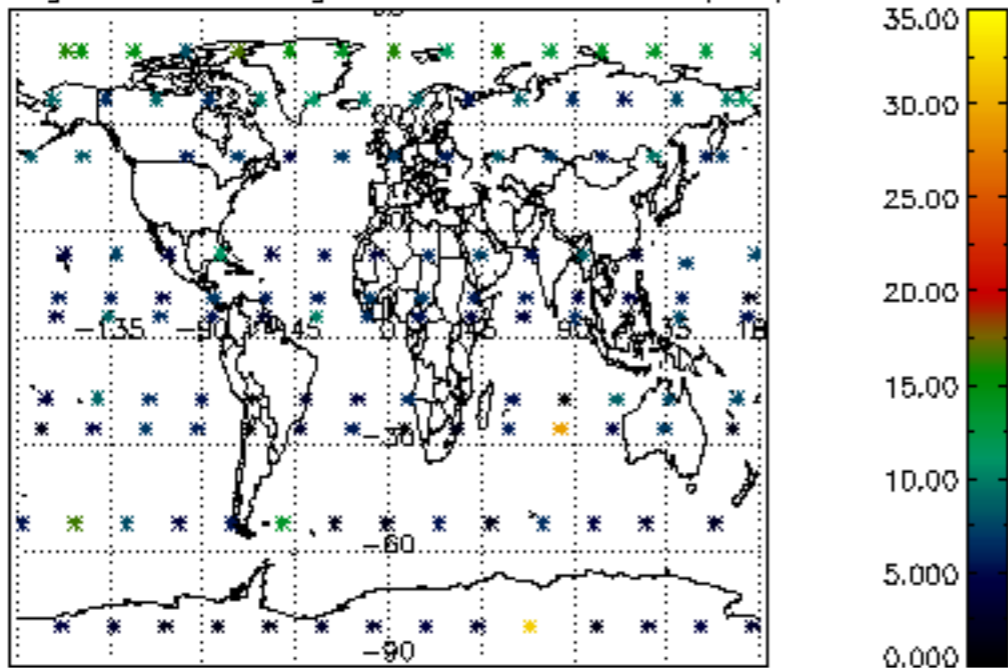
Percentage of cosmic ray hits per profile



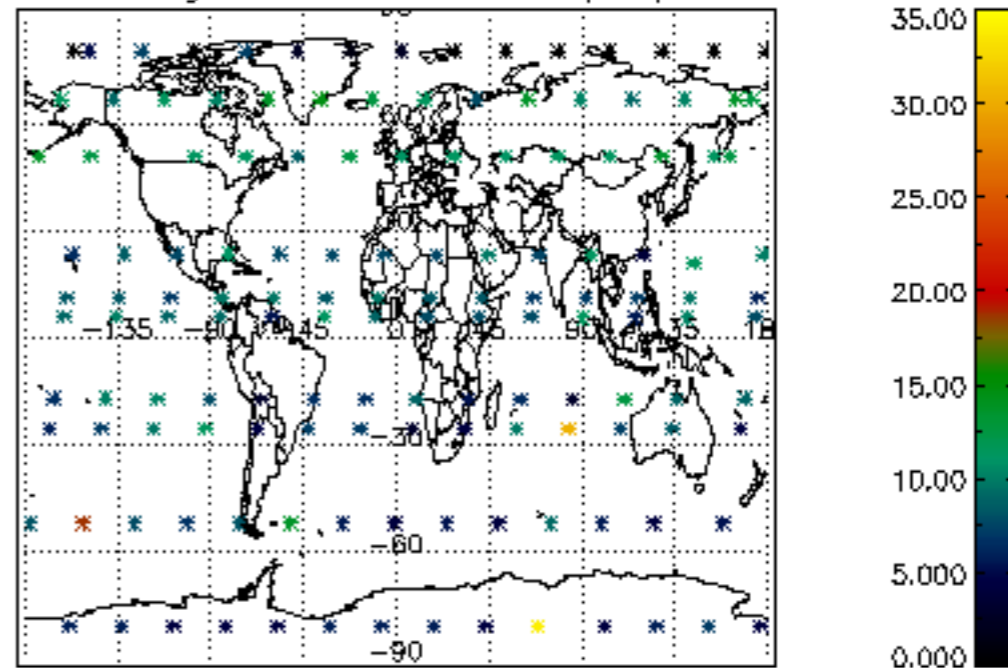
Percentage of datation errors per profile

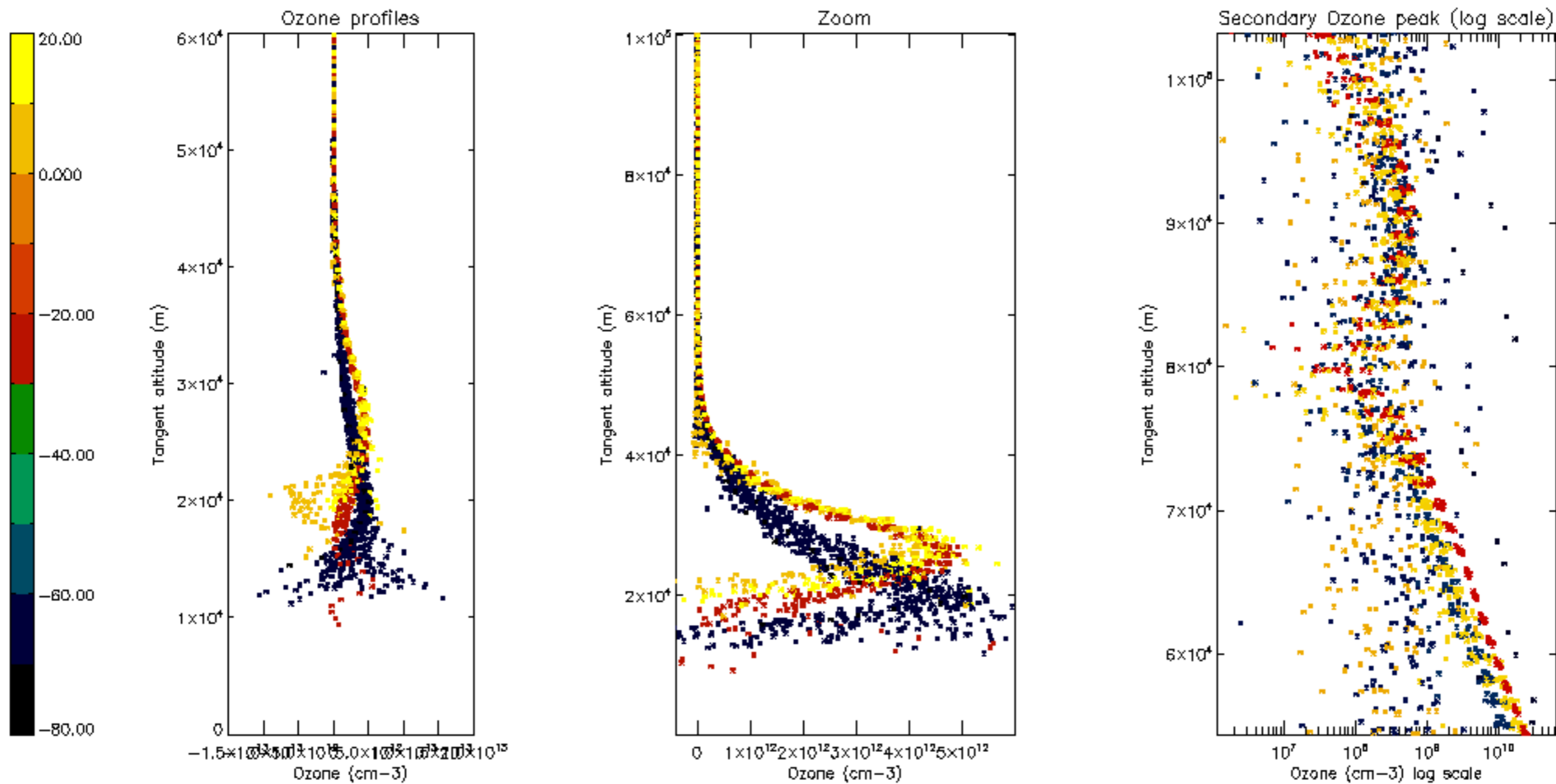


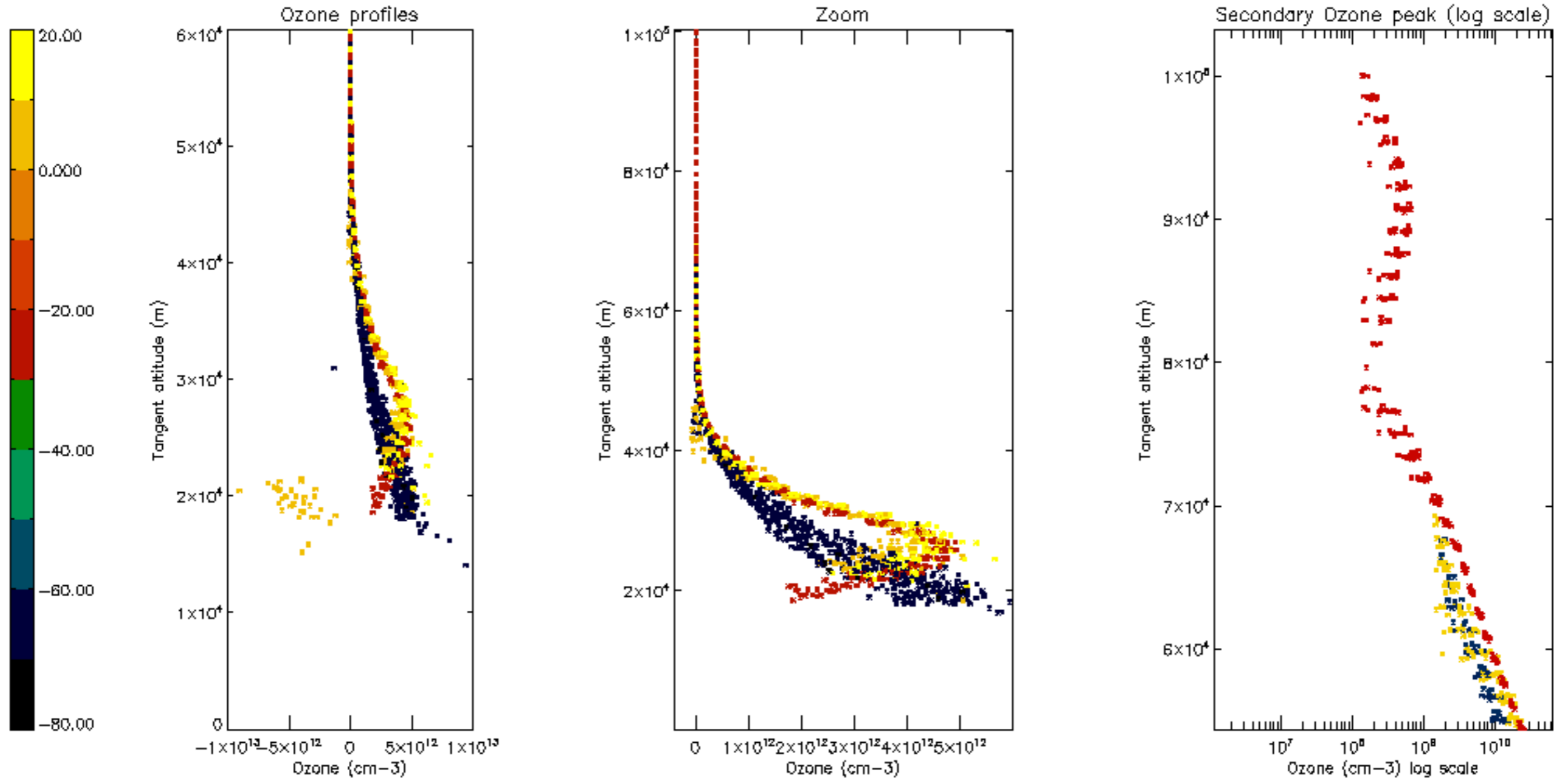
Percentage of star falling outside central band per profile

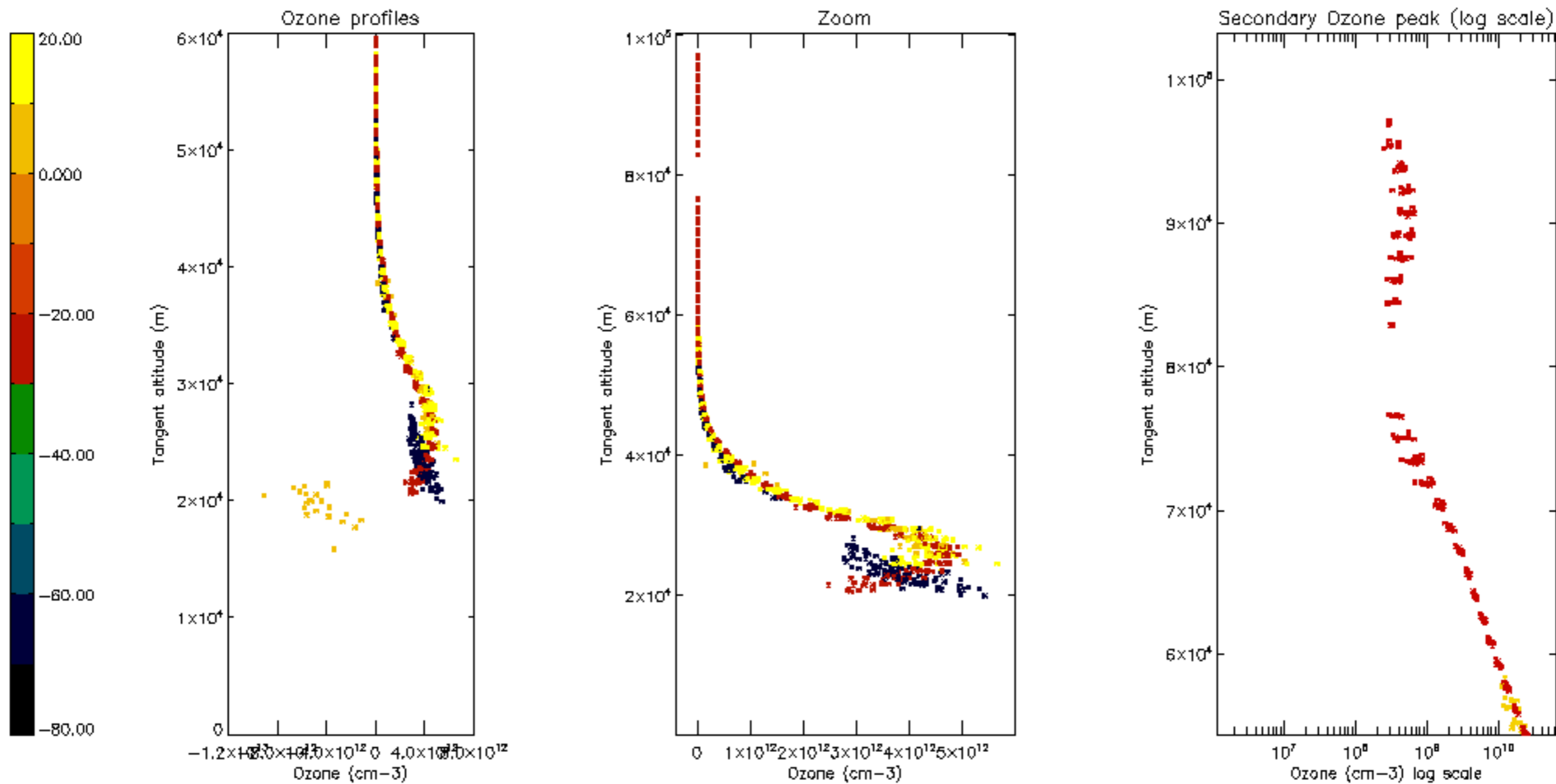


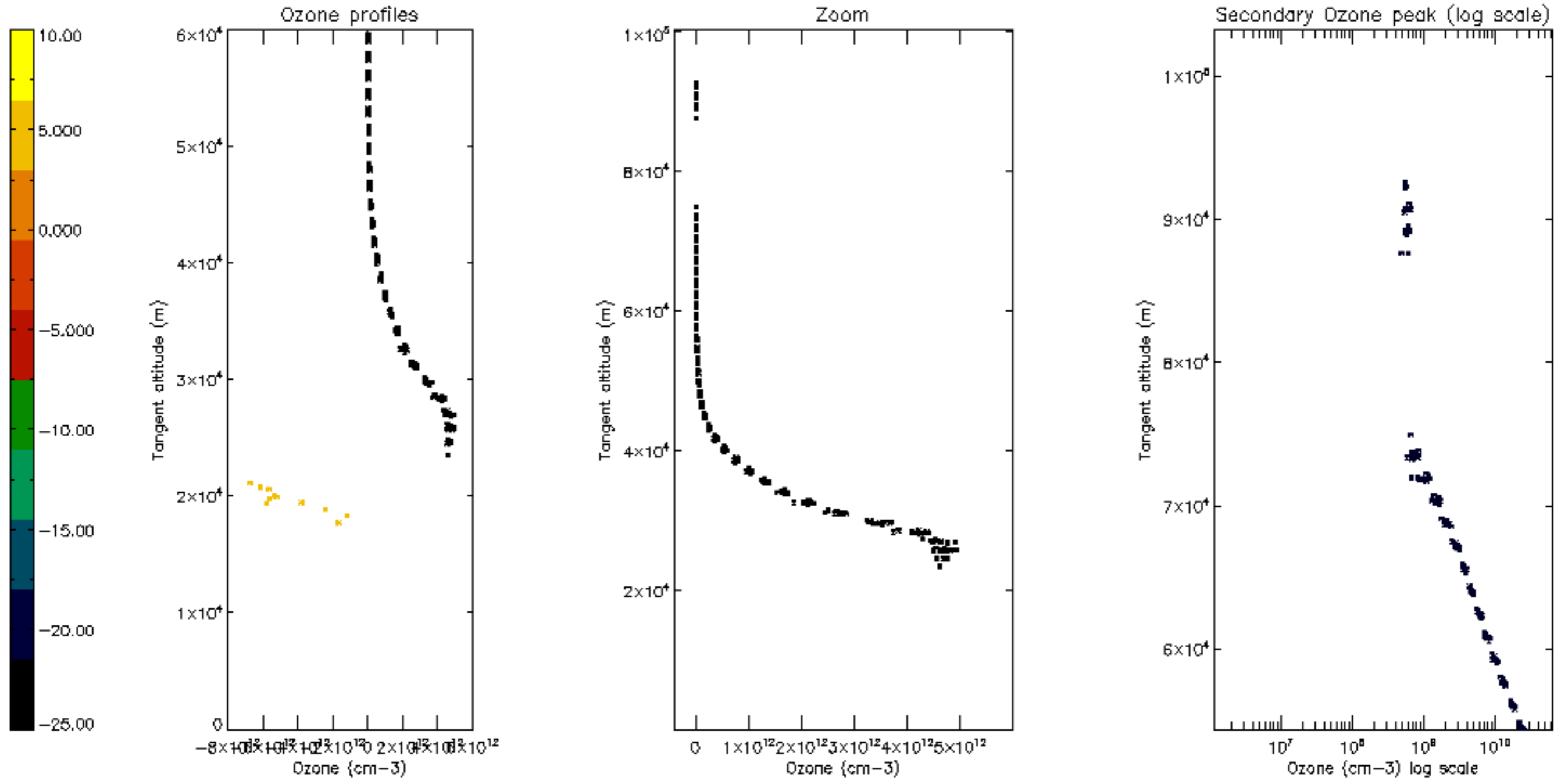
Percentage of saturation errors per profile

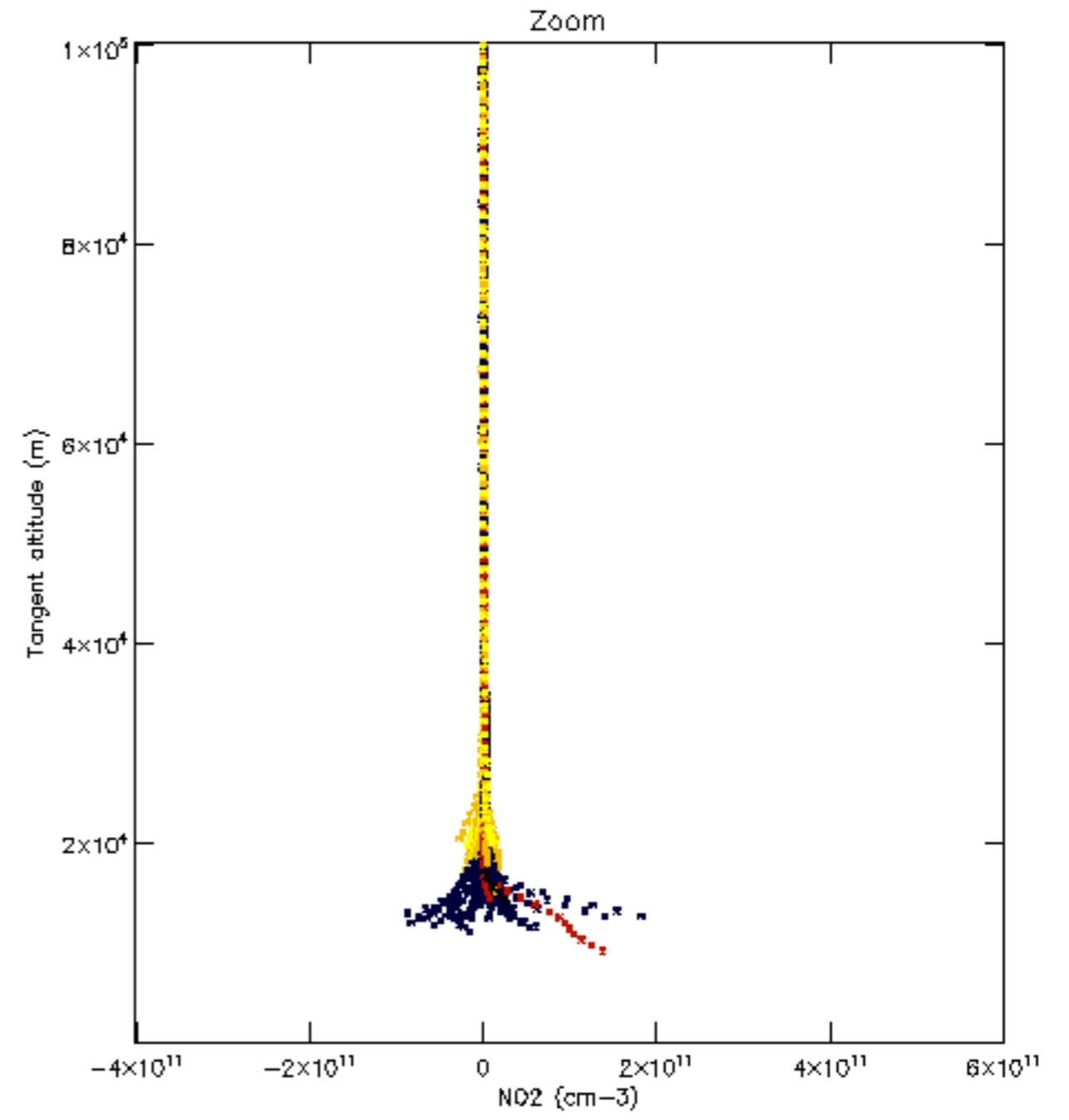
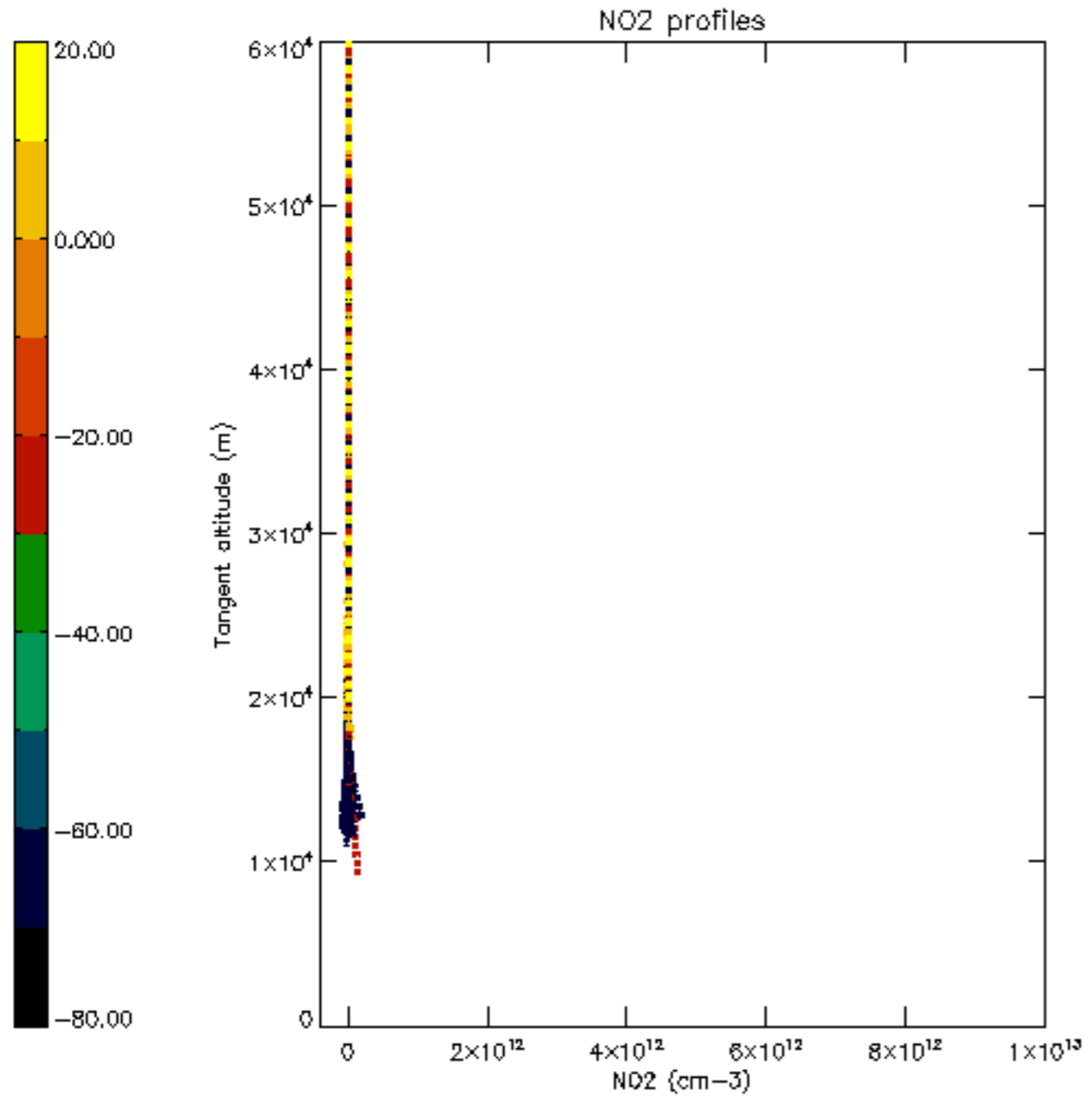


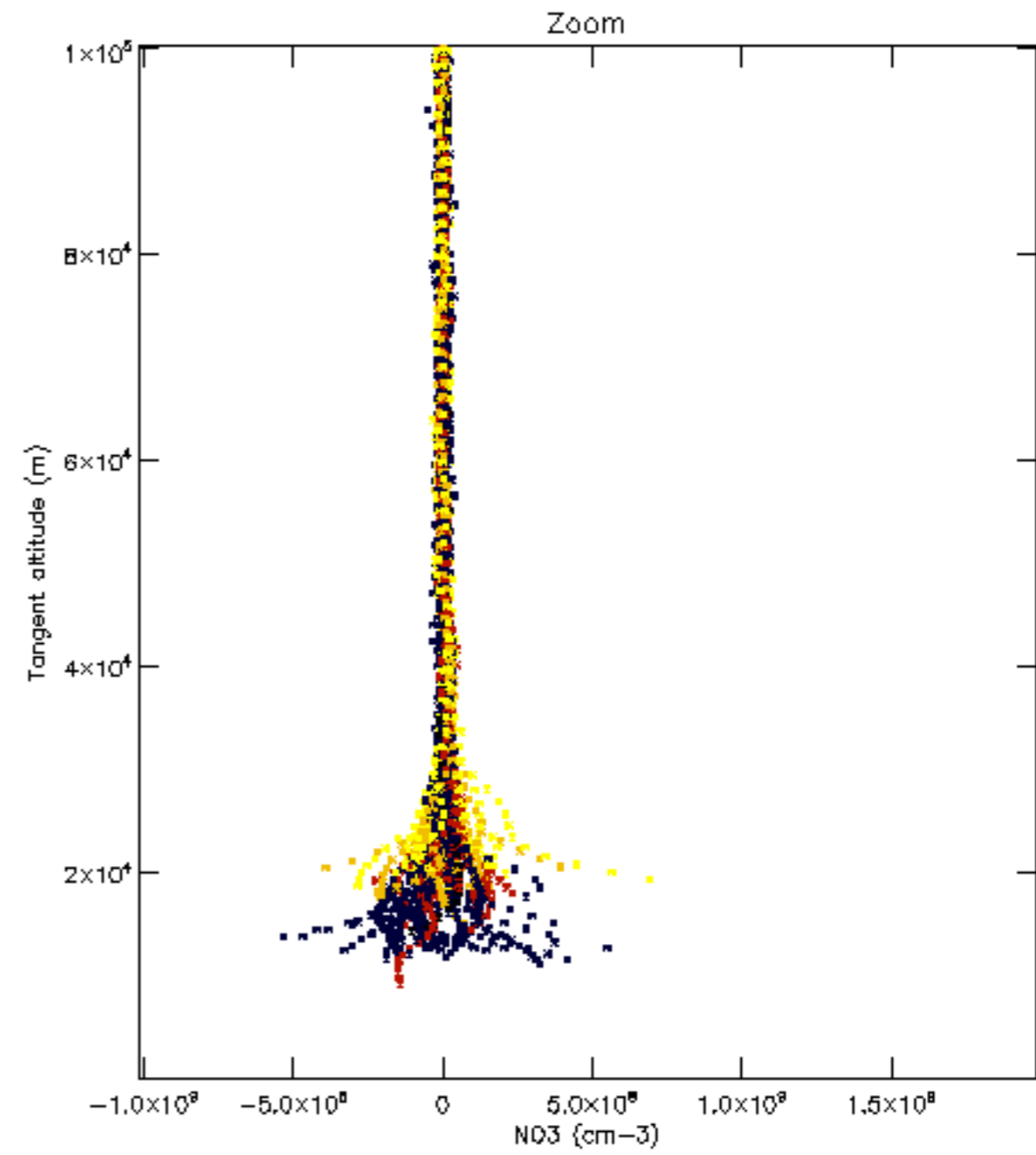
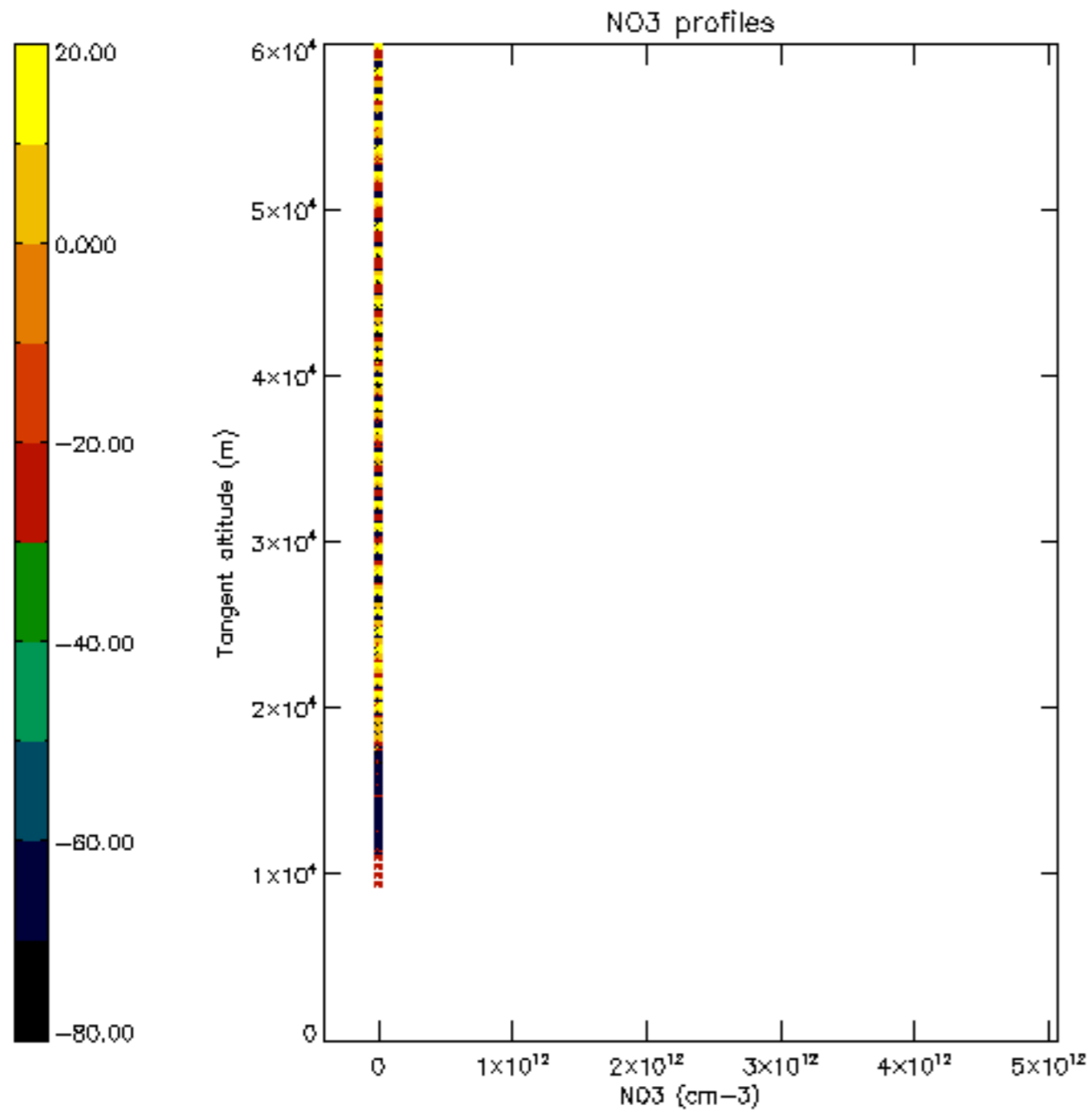


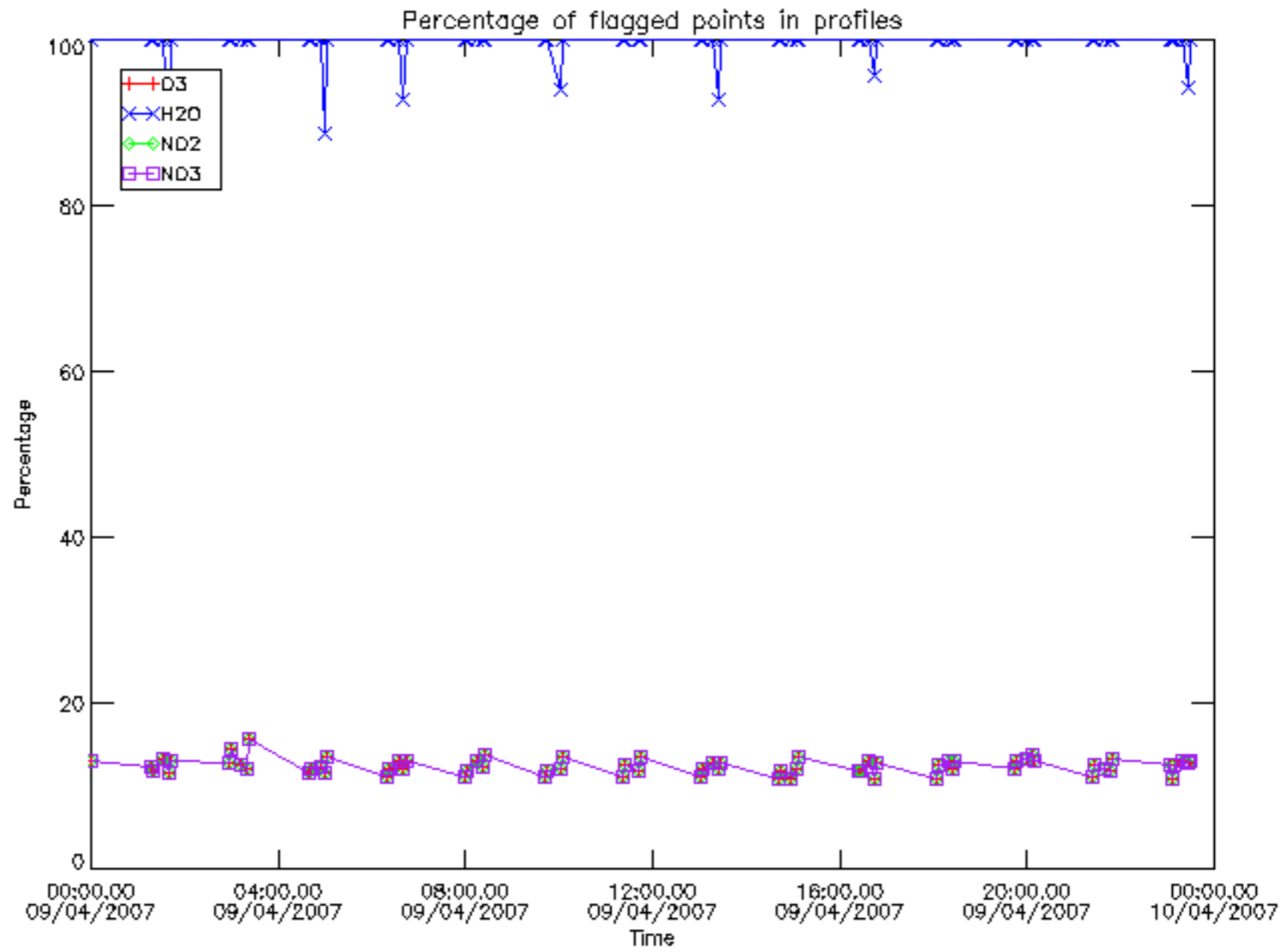




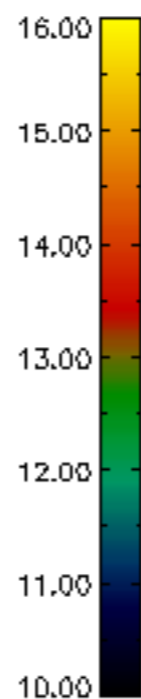
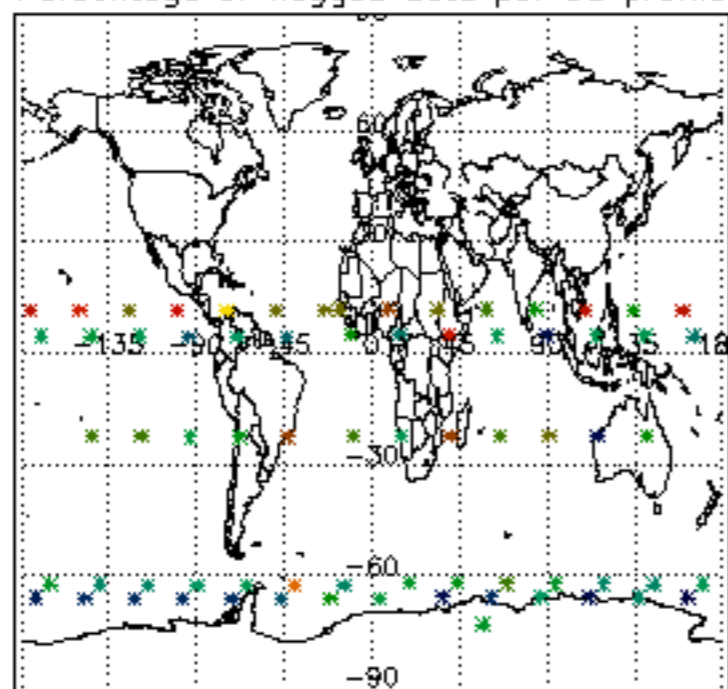




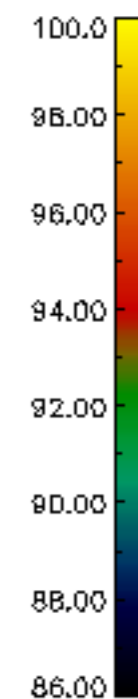
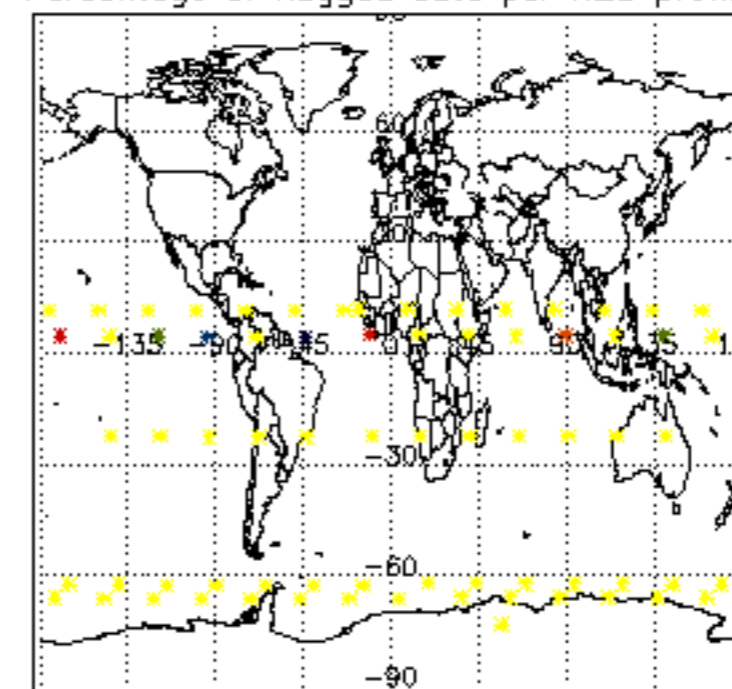




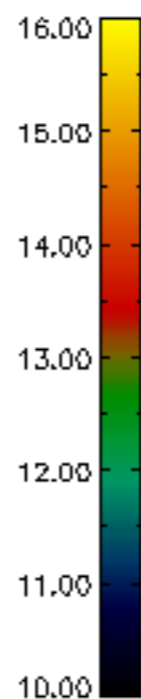
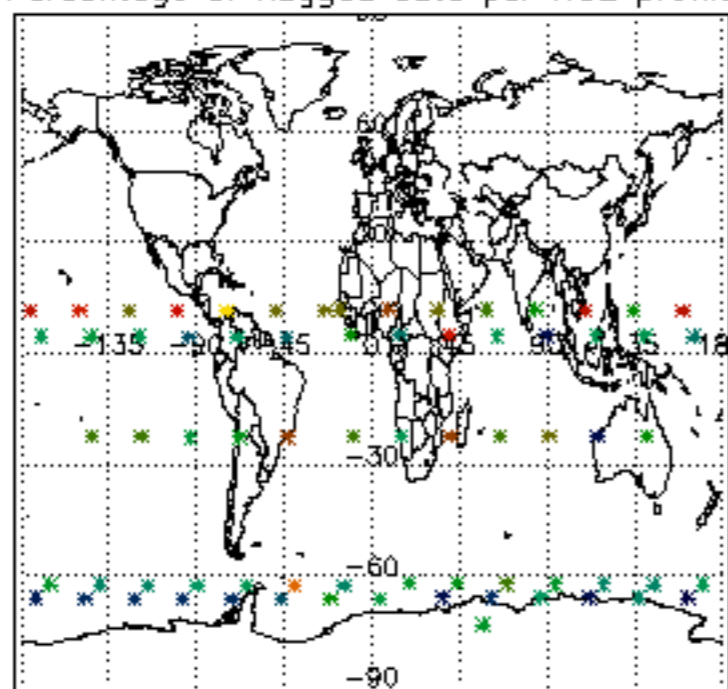
Percentage of flagged data per D3 profile



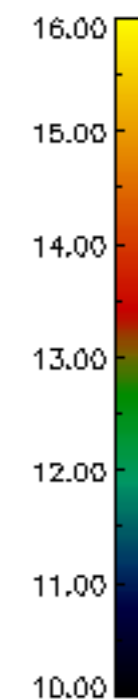
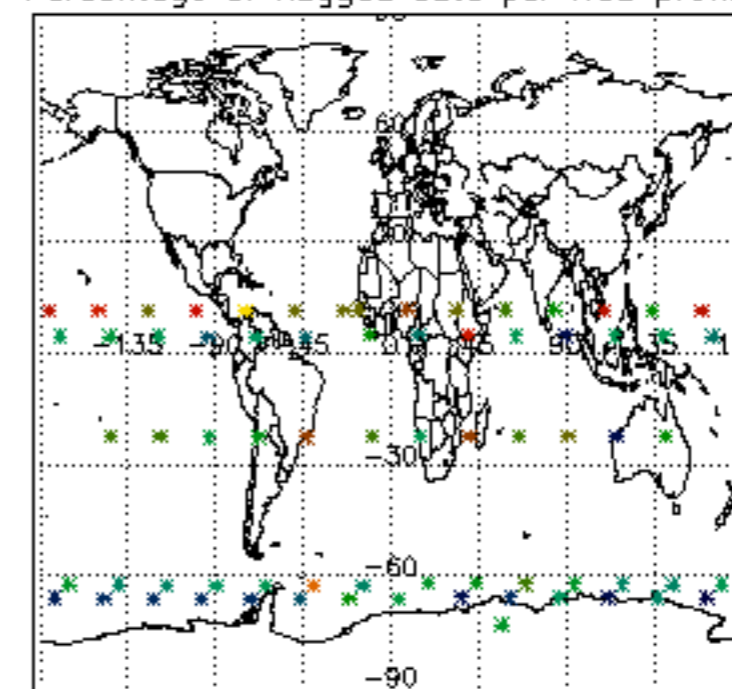
Percentage of flagged data per H2O profile

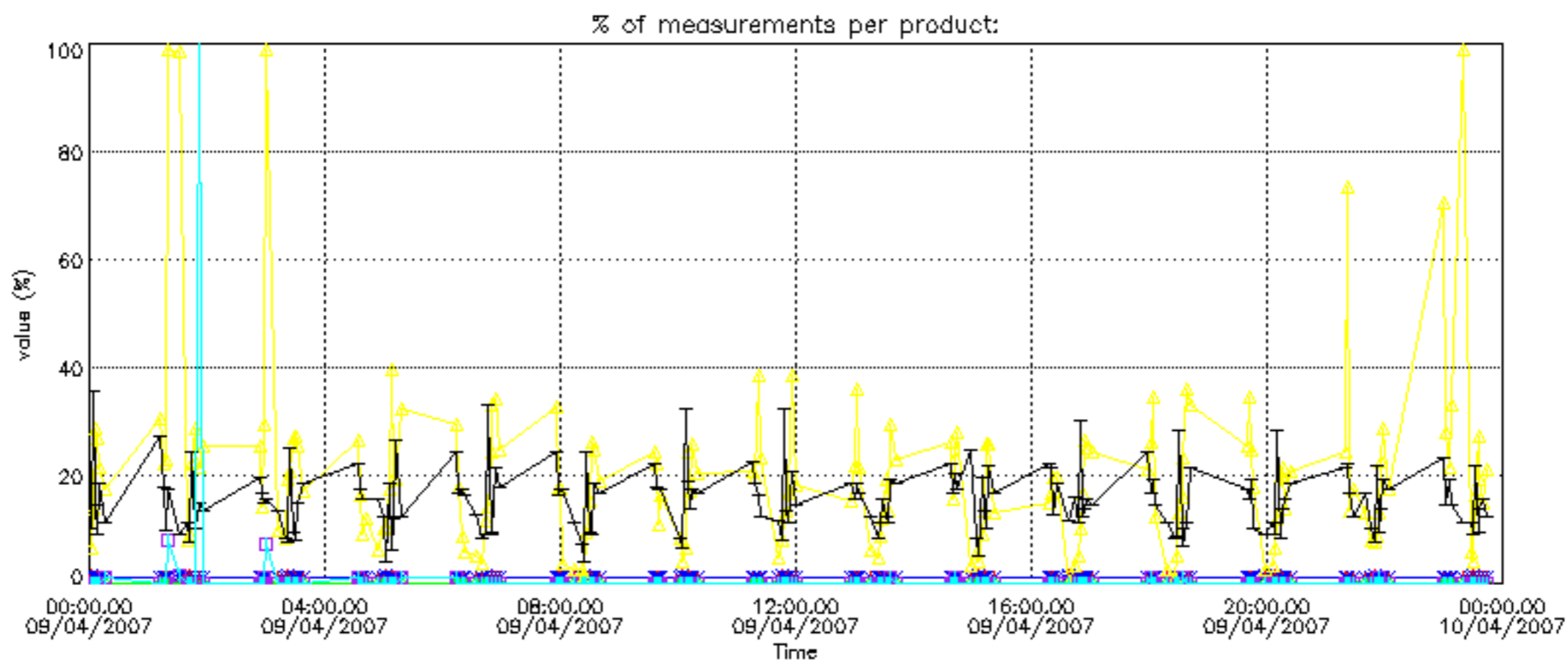


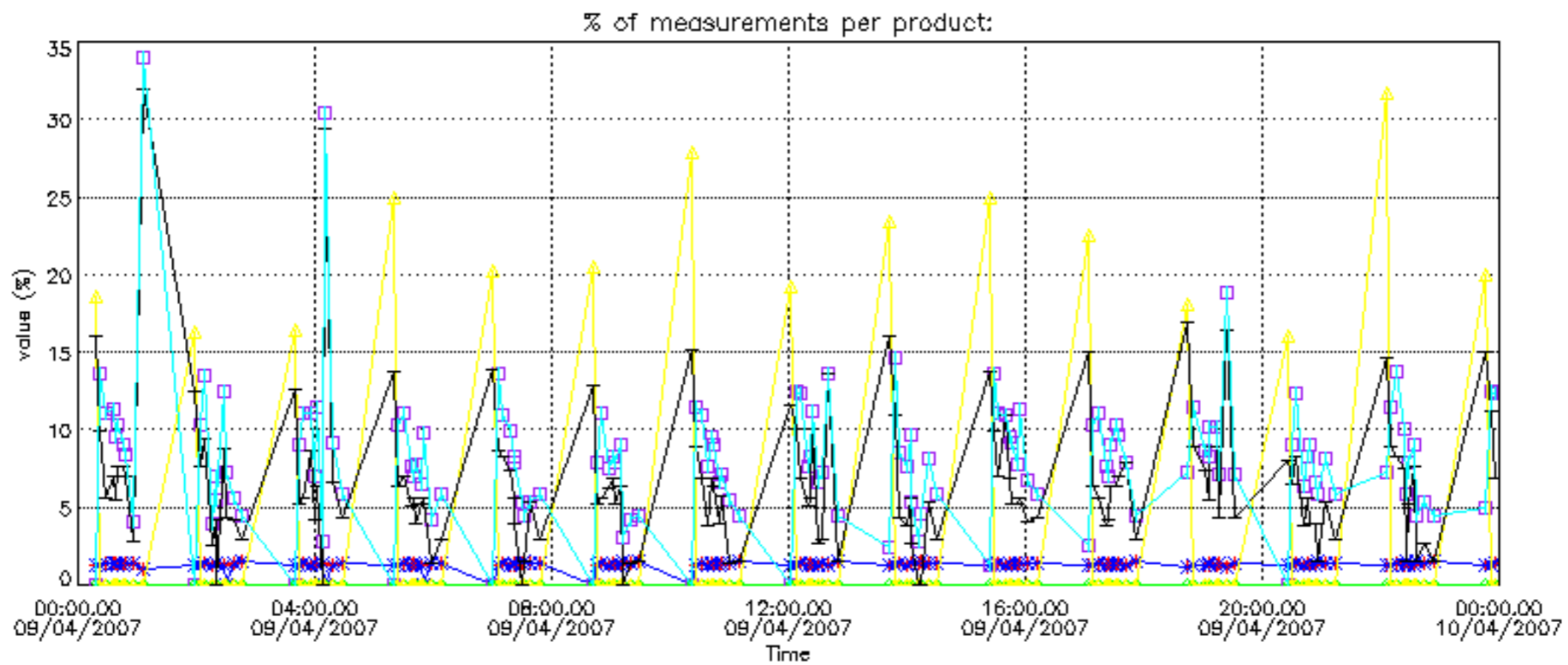
Percentage of flagged data per NO2 profile



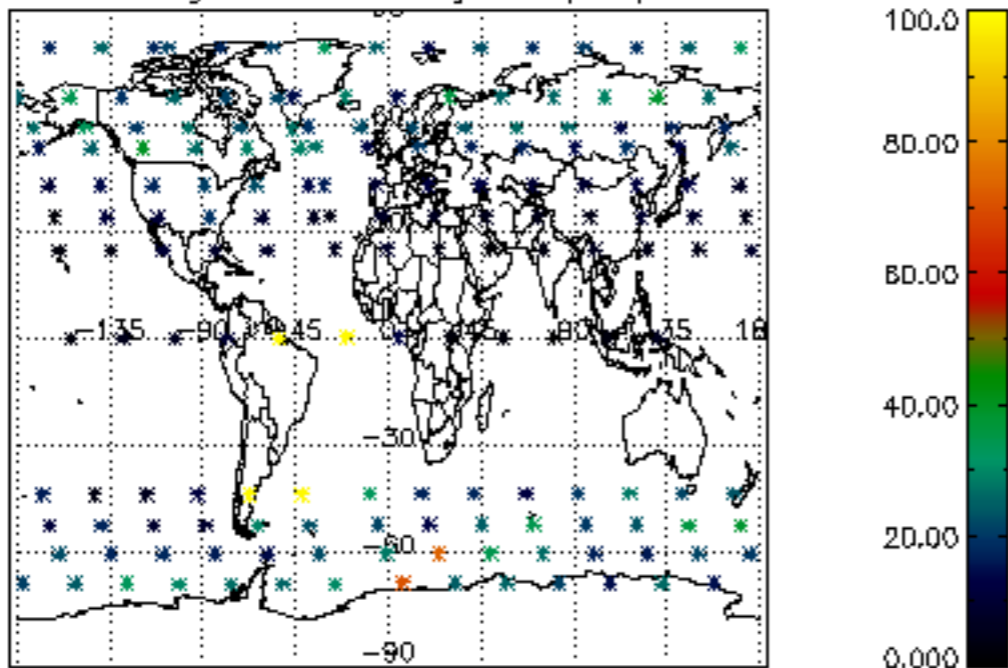
Percentage of flagged data per NO3 profile



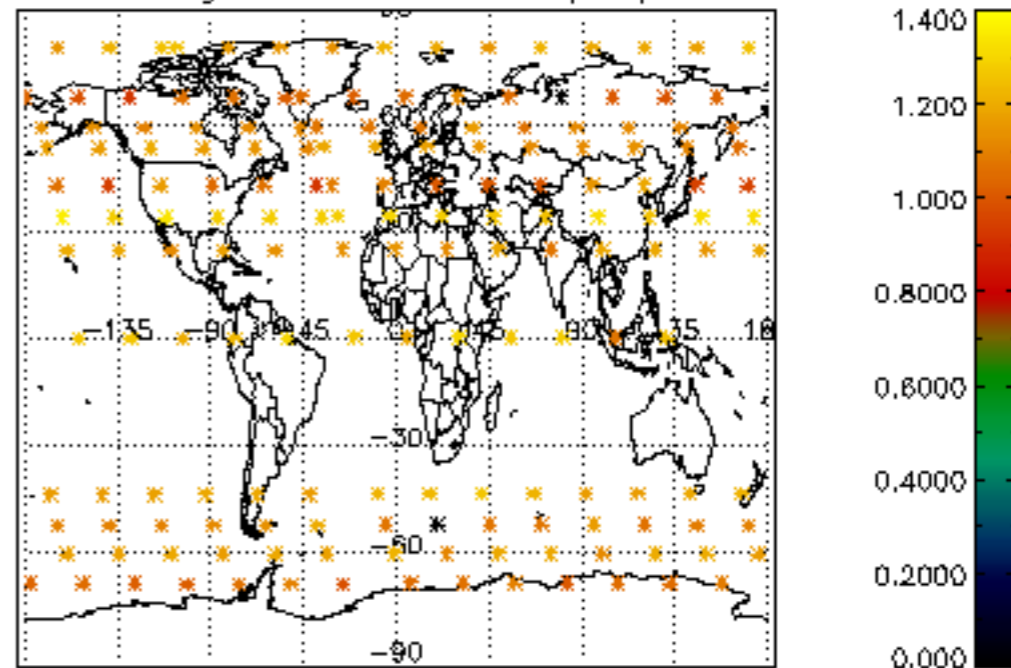




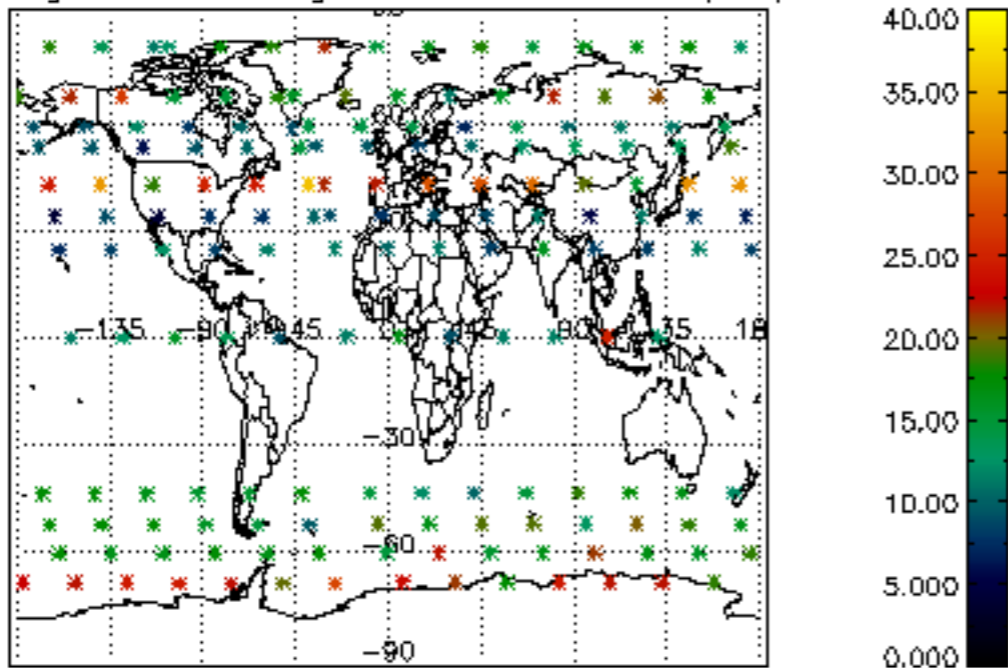
Percentage of cosmic ray hits per profile



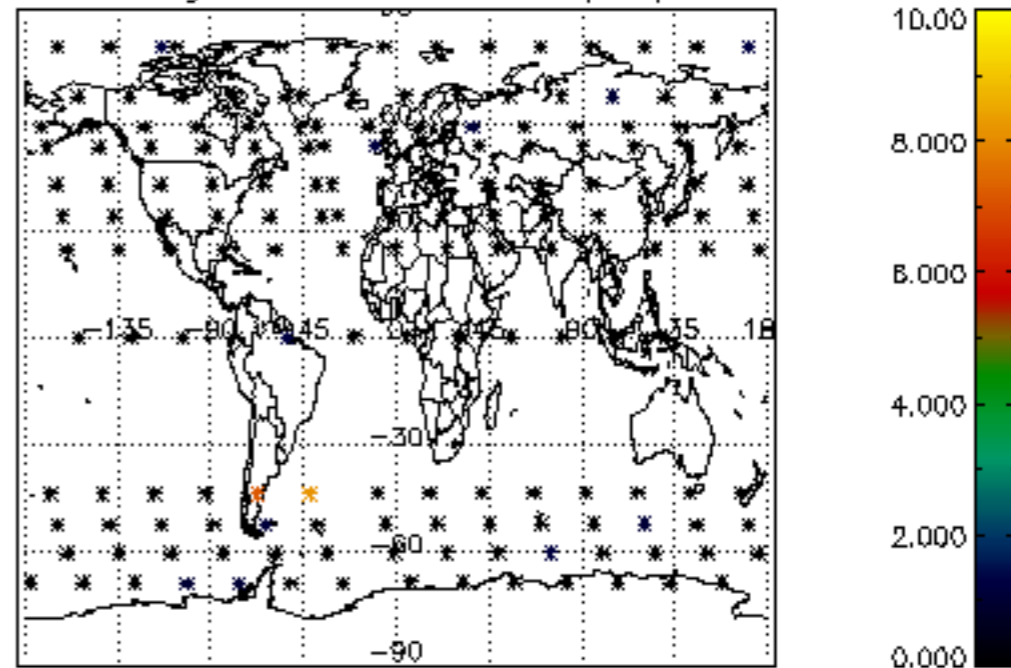
Percentage of datation errors per profile



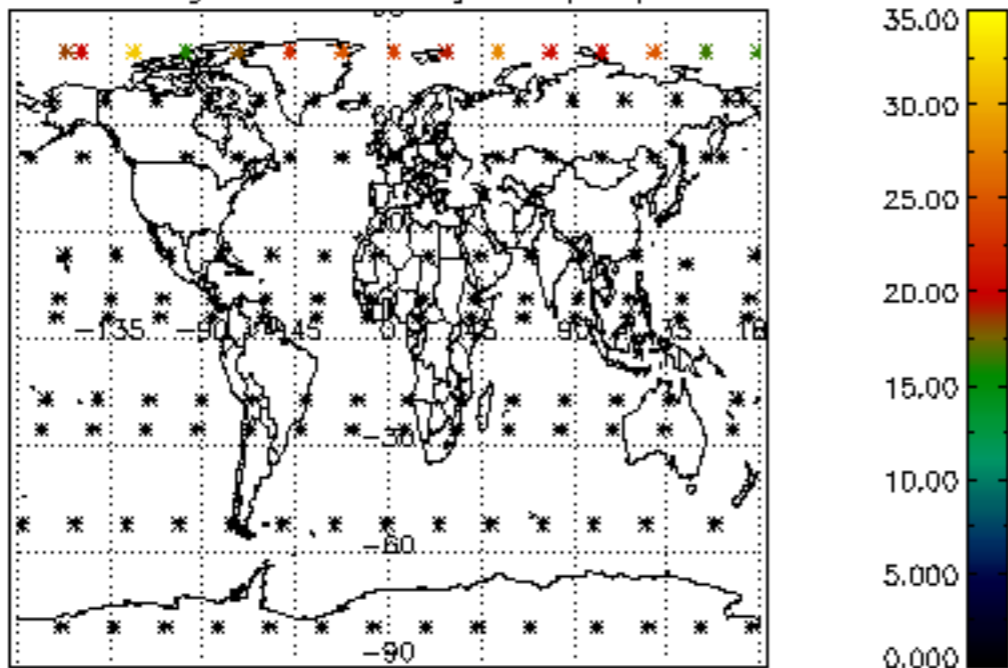
Percentage of star falling outside central band per profile



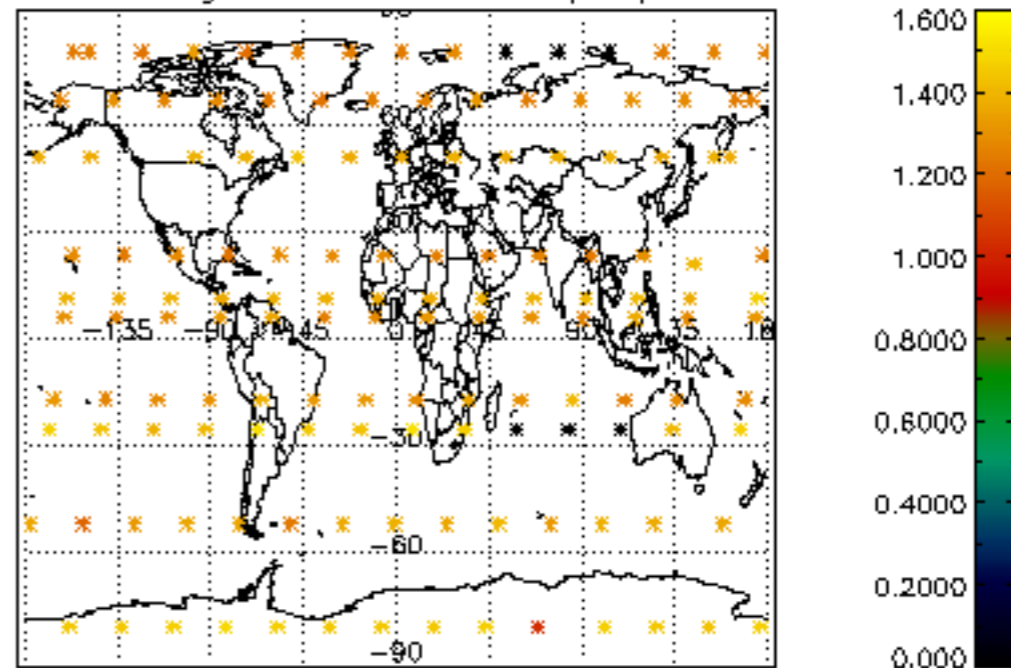
Percentage of saturation errors per profile



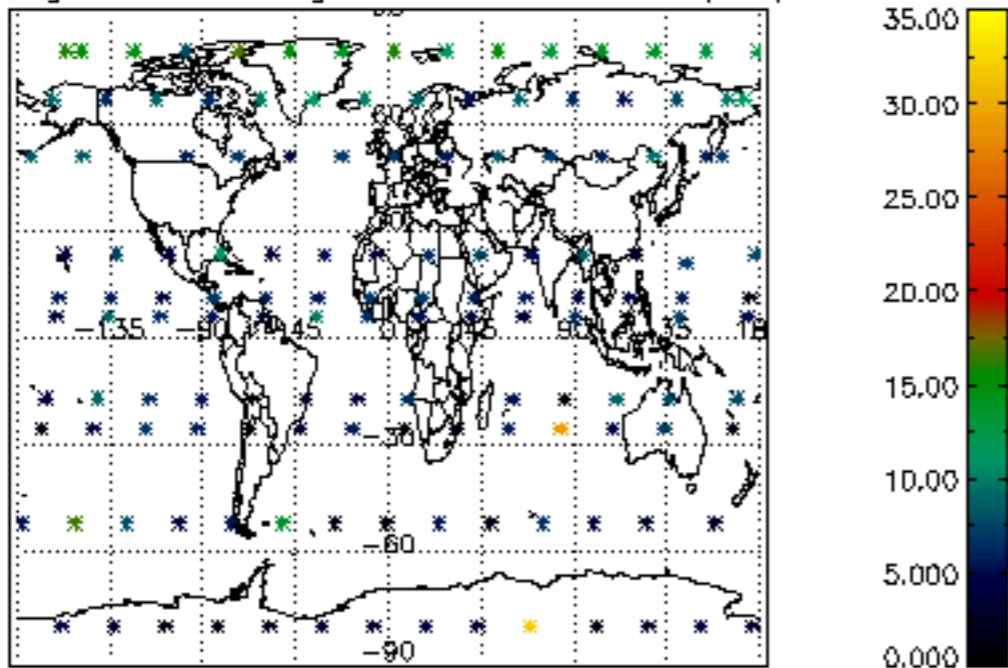
Percentage of cosmic ray hits per profile



Percentage of datation errors per profile



Percentage of star falling outside central band per profile



Percentage of saturation errors per profile

