

# GOMOS Level 2 Daily Report

## SUMMARY

### [1. General Info](#)

### [2. Summary of processed GOM\\_NL\\_2P products](#)

### [3. Level 2 Quality information per product](#)

#### [3.1 Plot of level 2 quality information per product \(time dependant\)](#)

#### [3.2 Plot of level 2 quality information per product \(world map\)](#)

### [4. Level 1 Quality information per product \(stored on level 2 products\)](#)

#### [4.1 Plot of level 1 quality information per product \(time dependant\)](#)

##### [4.1.1 Plot of level 1 quality information per product \(time dependant\): ASCENDING](#)

##### [4.1.2 Plot of level 1 quality information per product \(time dependant\): DESCENDING](#)

#### [4.2 Plot of level 1 quality information per product \(world map\)](#)

##### [4.2.1 Plot of level 1 quality information per product \(world map\): ASCENDING](#)

##### [4.2.2 Plot of level 1 quality information per product \(world map\): DESCENDING](#)

### [5. Ozone profiles based on quality statistics and other trace gas profiles](#)

#### [5.1 Ozone statistics based on quality of products](#)

#### [5.2 Plot ozone profiles for all STD \(dark without errors\)](#)

#### [5.3 Plot ozone profiles where STD < 20% \(dark without errors\)](#)

#### [5.4. Plot ozone profiles where STD < 10% \(dark without errors\)](#)

#### [5.5. Plot ozone profiles where STD < 5% \(dark without errors\)](#)

#### [5.6 Plot NO2 profiles for all STD \(dark without errors\)](#)

#### [5.7 Plot NO3 profiles for all STD \(dark without errors\)](#)

#### [5.8 Plot H2O profiles \(only for occultations of stars 1,2,3,4,13,14,16,26,63 dark without errors\) for all STD](#)

### [6. Auxiliary Data Files used for the production reported in section 2](#)

This report presents the daily analysis on parameters extracted from GOMOS level 2 data (GOM\_NL\_\_2P). It is intended to monitor some important parameters that will impact the quality of these products. A list of level 2 products (and content) that have arrived during the reporting day to the PCF is also given.

Item	Value
Time of report generation	22APR2013 18:11:33
Data source version	GOMOS/6.01
Start time of products	08-04-2007 (08APR2007 00:00:00)
Stop time of products	09-04-2007 (09APR2007 00:00:00)
Store outputs in DB	Yes
Nb of level 2 prods	295
Nb of prods with errors	0

## 2. Summary of processed GOM\_NL\_\_2P products.

Nr	Filename	UTC Start time	Limb	Duration	Star Id	Star Name	Star Mag	Star Temp	Nb Meas	Orbit	Prod. error
1	GOM_NL__2PRFIN20070408_000333_000000472057_00073_26680_7719.N1	08-APR-2007 00:03:33	Twilight	47.000	61	8Eps Peg	2.1000	3900.0	94	26680	No
2	GOM_NL__2PRFIN20070408_000602_000000432057_00073_26680_7720.N1	08-APR-2007 00:06:02	Twilight	43.000	162	34Alp Aqr	2.9440	5350.0	86	26680	No
3	GOM_NL__2PRFIN20070408_000819_000000462057_00073_26680_7721.N1	08-APR-2007 00:08:19	Dark	46.000	154	22Bet Aqr	2.8990	5700.0	92	26680	No
4	GOM_NL__2PRFIN20070408_001049_000000412057_00073_26680_7722.N1	08-APR-2007 00:10:49	Dark	40.500	142	49Del Cap	2.8500	8900.0	81	26680	No
5	GOM_NL__2PRFIN20070408_002957_000000442057_00074_26681_7718.N1	08-APR-2007 00:29:57	Dark	44.000	141	Bet Ara	2.8400	4600.0	88	26681	No
6	GOM_NL__2PRFIN20070408_003237_000000402057_00074_26681_7719.N1	08-APR-2007 00:32:37	Dark	39.500	134	Bet TrA	2.8100	6600.0	79	26681	No
7	GOM_NL__2PRFIN20070408_003510_000000542057_00074_26681_7720.N1	08-APR-2007 00:35:10	Straylight	54.000	4	Alp1Cen	-0.010000	5800.0	108	26681	No
8	GOM_NL__2PRFIN20070408_003808_000000442057_00074_26681_7721.N1	08-APR-2007 00:38:08	Straylight	44.000	78	Alp Lup	2.3040	28000.	88	26681	No
9	GOM_NL__2PRFIN20070408_003945_000000462057_00074_26681_7722.N1	08-APR-2007 00:39:45	Straylight	45.500	81	Eta Cen	2.3560	28000.	91	26681	No
10	GOM_NL__2PRFIN20070408_004219_000000482057_00074_26681_7723.N1	08-APR-2007 00:42:19	Straylight	48.000	54	5The Cen	2.0550	4500.0	96	26681	No
11	GOM_NL__2PRFIN20070408_004752_000000452057_00074_26681_7724.N1	08-APR-2007 00:47:52	Twilight	45.000	106	9Bet Crv	2.6480	5600.0	90	26681	No
12	GOM_NL__2PRFIN20070408_004945_000000402057_00074_26681_7725.N1	08-APR-2007 00:49:45	Twilight	40.000	100	4Gam Crv	2.5800	13100.	80	26681	No
13	GOM_NL__2PRFIN20070408_005429_000000392057_00074_26681_7726.N1	08-APR-2007 00:54:29	Bright	38.500	121	29Gam Vir	2.7400	7200.0	77	26681	No
14	GOM_NL__2PRFIN20070408_005909_000000372057_00074_26681_7727.N1	08-APR-2007 00:59:09	Bright	36.500	62	94Bet Leo	2.1360	9700.0	73	26681	No
15	GOM_NL__2PRFIN20070408_010738_000000372057_00074_26681_7728.N1	08-APR-2007 01:07:38	Bright	37.000	174	52Psi UMa	3.0040	4400.0	74	26681	No
16	GOM_NL__2PRFIN20070408_011024_000000542057_00074_26681_7729.N1	08-APR-2007 01:10:24	Bright	54.000	87	64Gam UMa	2.4330	11000.	108	26681	No
17	GOM_NL__2PRFIN20070408_011156_000000382057_00074_26681_7730.N1	08-APR-2007 01:11:56	Bright	38.000	32	77Eps UMa	1.7630	11000.	76	26681	No
18	GOM_NL__2PRFIN20070408_011821_000000392057_00074_26681_7731.N1	08-APR-2007 01:18:21	Bright	39.000	60	7Bet UMi	2.0810	3950.0	78	26681	No
19	GOM_NL__2PRFIN20070408_012035_000000342057_00074_26681_7732.N1	08-APR-2007 01:20:35	Bright	33.500	49	1Alp UMi	1.9900	6300.0	67	26681	No
20	GOM_NL__2PRFIN20070408_012808_000000382057_00074_26681_7733.N1	08-APR-2007 01:28:08	Bright	37.500	89	5Alp Cep	2.4510	8000.0	75	26681	No
21	GOM_NL__2PRFIN20070408_014409_000000462057_00074_26681_7734.N1	08-APR-2007 01:44:09	Twilight	45.500	61	8Eps Peg	2.1000	3900.0	91	26681	No
22	GOM_NL__2PRFIN20070408_014638_000000402057_00074_26681_7735.N1	08-APR-2007 01:46:38	Twilight	40.000	162	34Alp Aqr	2.9440	5350.0	80	26681	No
23	GOM_NL__2PRFIN20070408_014856_000000432057_00074_26681_7736.N1	08-APR-2007 01:48:56	Dark	42.500	154	22Bet Aqr	2.8990	5700.0	85	26681	No
24	GOM_NL__2PRFIN20070408_021034_000000442057_00075_26682_7729.N1	08-APR-2007 02:10:34	Dark	44.000	141	Bet Ara	2.8400	4600.0	88	26682	No
25	GOM_NL__2PRFIN20070408_021314_000000392057_00075_26682_7730.N1	08-APR-2007 02:13:14	Dark	39.000	134	Bet TrA	2.8100	6600.0	78	26682	No
26	GOM_NL__2PRFIN20070408_021547_000000482057_00075_26682_7731.N1	08-APR-2007 02:15:47	Straylight	47.500	4	Alp1Cen	-0.010000	5800.0	95	26682	No
27	GOM_NL__2PRFIN20070408_021845_000000432057_00075_26682_7732.N1	08-APR-2007 02:18:45	Straylight	42.500	78	Alp Lup	2.3040	28000.	85	26682	No
28	GOM_NL__2PRFIN20070408_022021_000000452057_00075_26682_7733.N1	08-APR-2007 02:20:21	Straylight	45.000	81	Eta Cen	2.3560	28000.	90	26682	No
29	GOM_NL__2PRFIN20070408_022255_000000492057_00075_26682_7734.N1	08-APR-2007 02:22:55	Straylight	48.500	54	5The Cen	2.0550	4500.0	97	26682	No
30	GOM_NL__2PRFIN20070408_022828_000000432057_00075_26682_7735.N1	08-APR-2007 02:28:28	Twilight	42.500	106	9Bet Crv	2.6480	5600.0	85	26682	No
31	GOM_NL__2PRFIN20070408_023021_000000422057_00075_26682_7736.N1	08-APR-2007 02:30:21	Twilight	41.500	100	4Gam Crv	2.5800	13100.	83	26682	No
32	GOM_NL__2PRFIN20070408_023505_000000412057_00075_26682_7737.N1	08-APR-2007 02:35:05	Bright	41.000	121	29Gam Vir	2.7400	7200.0	82	26682	No
33	GOM_NL__2PRFIN20070408_023945_000000372057_00075_26682_7738.N1	08-APR-2007 02:39:45	Bright	37.000	62	94Bet Leo	2.1360	9700.0	74	26682	No
34	GOM_NL__2PRFIN20070408_024814_000000362057_00075_26682_7739.N1	08-APR-2007 02:48:14	Bright	36.000	174	52Psi UMa	3.0040	4400.0	72	26682	No
35	GOM_NL__2PRFIN20070408_025100_000000352057_00075_26682_7740.N1	08-APR-2007 02:51:00	Bright	35.000	87	64Gam UMa	2.4330	11000.	70	26682	No
36	GOM_NL__2PRFIN20070408_025231_000000372057_00075_26682_7741.N1	08-APR-2007 02:52:31	Bright	36.500	32	77Eps UMa	1.7630	11000.	73	26682	No
37	GOM_NL__2PRFIN20070408_025857_000000412057_00075_26682_7742.N1	08-APR-2007 02:58:57	Bright	40.500	60	7Bet UMi	2.0810	3950.0	81	26682	No
38	GOM_NL__2PRFIN20070408_030111_000000342057_00075_26682_7743.N1	08-APR-2007 03:01:11	Bright	34.000	49	1Alp UMi	1.9900	6300.0	68	26682	No
39	GOM_NL__2PRFIN20070408_030844_000000372057_00075_26682_7744.N1	08-APR-2007 03:08:44	Bright	36.500	89	5Alp Cep	2.4510	8000.0	73	26682	No
40	GOM_NL__2PRFIN20070408_032446_000000482057_00075_26682_7745.N1	08-APR-2007 03:24:46	Twilight	47.500	61	8Eps Peg	2.1000	3900.0	95	26682	No
41	GOM_NL__2PRFIN20070408_032714_000000442057_00075_26682_7746.N1	08-APR-2007 03:27:14	Twilight	43.500	162	34Alp Aqr	2.9440	5350.0	87	26682	No
42	GOM_NL__2PRFIN20070408_032932_000000452057_00075_26682_7747.N1	08-APR-2007 03:29:32	Dark	45.000	154	22Bet Aqr	2.8990	5700.0	90	26682	No

43	GOM_NL__2PRFIN20070408_033202_000000432057_00075_26682_7748.N1	08-APR-2007 03:32:02	Dark	43.000	142	49Del Cap	2.8500	8900.0	86	26682	No
44	GOM_NL__2PRFIN20070408_035110_000000452057_00076_26683_7751.N1	08-APR-2007 03:51:10	Dark	45.000	141	Bet Ara	2.8400	4600.0	90	26683	No
45	GOM_NL__2PRFIN20070408_035350_000000402057_00076_26683_7752.N1	08-APR-2007 03:53:50	Dark	40.000	134	Bet TrA	2.8100	6600.0	80	26683	No
46	GOM_NL__2PRFIN20070408_035623_000000512057_00076_26683_7753.N1	08-APR-2007 03:56:23	Straylight	50.500	4	Alp1Cen	-0.010000	5800.0	101	26683	No
47	GOM_NL__2PRFIN20070408_035921_000000422057_00076_26683_7754.N1	08-APR-2007 03:59:21	Straylight	42.000	78	Alp Lup	2.3040	28000.	84	26683	No
48	GOM_NL__2PRFIN20070408_040058_000000472057_00076_26683_7755.N1	08-APR-2007 04:00:58	Straylight	47.000	81	Eta Cen	2.3560	28000.	94	26683	No
49	GOM_NL__2PRFIN20070408_040332_000000522057_00076_26683_7756.N1	08-APR-2007 04:03:32	Straylight	51.500	54	5The Cen	2.0550	4500.0	103	26683	No
50	GOM_NL__2PRFIN20070408_040904_000000442057_00076_26683_7757.N1	08-APR-2007 04:09:04	Twi_and_stray	43.500	106	9Bet Crv	2.6480	5600.0	87	26683	No
51	GOM_NL__2PRFIN20070408_041057_000000402057_00076_26683_7758.N1	08-APR-2007 04:10:57	Twi_and_stray	39.500	100	4Gam Crv	2.5800	13100.	79	26683	No
52	GOM_NL__2PRFIN20070408_041541_000000402057_00076_26683_7759.N1	08-APR-2007 04:15:41	Bright	40.000	121	29Gam Vir	2.7400	7200.0	80	26683	No
53	GOM_NL__2PRFIN20070408_042021_000000362057_00076_26683_7760.N1	08-APR-2007 04:20:21	Bright	35.500	62	94Bet Leo	2.1360	9700.0	71	26683	No
54	GOM_NL__2PRFIN20070408_042850_000000372057_00076_26683_7761.N1	08-APR-2007 04:28:50	Bright	36.500	174	52Psi UMa	3.0040	4400.0	73	26683	No
55	GOM_NL__2PRFIN20070408_043136_000000372057_00076_26683_7762.N1	08-APR-2007 04:31:36	Bright	37.000	87	64Gam UMa	2.4330	11000.	74	26683	No
56	GOM_NL__2PRFIN20070408_043307_000000392057_00076_26683_7763.N1	08-APR-2007 04:33:07	Bright	39.000	32	77Eps UMa	1.7630	11000.	78	26683	No
57	GOM_NL__2PRFIN20070408_043932_000000382057_00076_26683_7764.N1	08-APR-2007 04:39:32	Bright	38.000	60	7Bet UMi	2.0810	3950.0	76	26683	No
58	GOM_NL__2PRFIN20070408_044147_000000352057_00076_26683_7765.N1	08-APR-2007 04:41:47	Bright	34.500	49	1Alp UMi	1.9900	6300.0	69	26683	No
59	GOM_NL__2PRFIN20070408_044920_000000382057_00076_26683_7766.N1	08-APR-2007 04:49:20	Bright	37.500	89	5Alp Cep	2.4510	8000.0	75	26683	No
60	GOM_NL__2PRFIN20070408_050522_000000462057_00076_26683_7767.N1	08-APR-2007 05:05:22	Twi_and_stray	46.000	61	8Eps Peg	2.1000	3900.0	92	26683	No
61	GOM_NL__2PRFIN20070408_050751_000000442057_00076_26683_7768.N1	08-APR-2007 05:07:51	Twilight	43.500	162	34Alp Aqr	2.9440	5350.0	87	26683	No
62	GOM_NL__2PRFIN20070408_051008_000000452057_00076_26683_7769.N1	08-APR-2007 05:10:08	Dark	45.000	154	22Bet Aqr	2.8990	5700.0	90	26683	No
63	GOM_NL__2PRFIN20070408_051238_000000422057_00076_26683_7770.N1	08-APR-2007 05:12:38	Dark	42.000	142	49Del Cap	2.8500	8900.0	84	26683	No
64	GOM_NL__2PRFIN20070408_053147_000000432057_00077_26684_7767.N1	08-APR-2007 05:31:47	Dark	43.000	141	Bet Ara	2.8400	4600.0	86	26684	No
65	GOM_NL__2PRFIN20070408_053427_000000382057_00077_26684_7768.N1	08-APR-2007 05:34:27	Dark	37.500	134	Bet TrA	2.8100	6600.0	75	26684	No
66	GOM_NL__2PRFIN20070408_053659_000000492057_00077_26684_7769.N1	08-APR-2007 05:36:59	Straylight	49.000	4	Alp1Cen	-0.010000	5800.0	98	26684	No
67	GOM_NL__2PRFIN20070408_053958_000000422057_00077_26684_7770.N1	08-APR-2007 05:39:58	Straylight	41.500	78	Alp Lup	2.3040	28000.	83	26684	No
68	GOM_NL__2PRFIN20070408_054134_000000472057_00077_26684_7771.N1	08-APR-2007 05:41:34	Straylight	47.000	81	Eta Cen	2.3560	28000.	94	26684	No
69	GOM_NL__2PRFIN20070408_054408_000000522057_00077_26684_7772.N1	08-APR-2007 05:44:08	Straylight	52.000	54	5The Cen	2.0550	4500.0	104	26684	No
70	GOM_NL__2PRFIN20070408_054940_000000412057_00077_26684_7773.N1	08-APR-2007 05:49:40	Twi_and_stray	41.000	106	9Bet Crv	2.6480	5600.0	82	26684	No
71	GOM_NL__2PRFIN20070408_055133_000000402057_00077_26684_7774.N1	08-APR-2007 05:51:33	Twi_and_stray	39.500	100	4Gam Crv	2.5800	13100.	79	26684	No
72	GOM_NL__2PRFIN20070408_055617_000000382057_00077_26684_7775.N1	08-APR-2007 05:56:17	Bright	37.500	121	29Gam Vir	2.7400	7200.0	75	26684	No
73	GOM_NL__2PRFIN20070408_060057_000000362057_00077_26684_7776.N1	08-APR-2007 06:00:57	Bright	36.000	62	94Bet Leo	2.1360	9700.0	72	26684	No
74	GOM_NL__2PRFIN20070408_060926_000000362057_00077_26684_7777.N1	08-APR-2007 06:09:26	Bright	36.000	174	52Psi UMa	3.0040	4400.0	72	26684	No
75	GOM_NL__2PRFIN20070408_061212_000000362057_00077_26684_7778.N1	08-APR-2007 06:12:12	Bright	36.000	87	64Gam UMa	2.4330	11000.	72	26684	No
76	GOM_NL__2PRFIN20070408_061343_000000382057_00077_26684_7779.N1	08-APR-2007 06:13:43	Bright	38.000	32	77Eps UMa	1.7630	11000.	76	26684	No
77	GOM_NL__2PRFIN20070408_062008_000000382057_00077_26684_7780.N1	08-APR-2007 06:20:08	Bright	38.000	60	7Bet UMi	2.0810	3950.0	76	26684	No
78	GOM_NL__2PRFIN20070408_062223_000000362057_00077_26684_7781.N1	08-APR-2007 06:22:23	Bright	35.500	49	1Alp UMi	1.9900	6300.0	71	26684	No
79	GOM_NL__2PRFIN20070408_062956_000000392057_00077_26684_7782.N1	08-APR-2007 06:29:56	Bright	39.000	89	5Alp Cep	2.4510	8000.0	78	26684	No
80	GOM_NL__2PRFIN20070408_064558_000000462057_00077_26684_7783.N1	08-APR-2007 06:45:58	Twi_and_stray	46.000	61	8Eps Peg	2.1000	3900.0	92	26684	No
81	GOM_NL__2PRFIN20070408_064827_000000422057_00077_26684_7784.N1	08-APR-2007 06:48:27	Twilight	41.500	162	34Alp Aqr	2.9440	5350.0	83	26684	No
82	GOM_NL__2PRFIN20070408_065045_000000472057_00077_26684_7785.N1	08-APR-2007 06:50:45	Dark	47.000	154	22Bet Aqr	2.8990	5700.0	94	26684	No
83	GOM_NL__2PRFIN20070408_065314_000000432057_00077_26684_7786.N1	08-APR-2007 06:53:14	Dark	43.000	142	49Del Cap	2.8500	8900.0	86	26684	No
84	GOM_NL__2PRFIN20070408_071224_000000412057_00078_26685_7783.N1	08-APR-2007 07:12:24	Dark	41.000	141	Bet Ara	2.8400	4600.0	82	26685	No
85	GOM_NL__2PRFIN20070408_071503_000000412057_00078_26685_7784.N1	08-APR-2007 07:15:03	Dark	40.500	134	Bet TrA	2.8100	6600.0	81	26685	No
86	GOM_NL__2PRFIN20070408_071736_000000532057_00078_26685_7785.N1	08-APR-2007 07:17:36	Straylight	52.500	4	Alp1Cen	-0.010000	5800.0	105	26685	No
87	GOM_NL__2PRFIN20070408_072035_000000442057_00078_26685_7786.N1	08-APR-2007 07:20:35	Straylight	43.500	78	Alp Lup	2.3040	28000.	87	26685	No
88	GOM_NL__2PRFIN20070408_072211_000000442057_00078_26685_7787.N1	08-APR-2007 07:22:11	Straylight	44.000	81	Eta Cen	2.3560	28000.	88	26685	No
89	GOM_NL__2PRFIN20070408_072444_000000452057_00078_26685_7788.N1	08-APR-2007 07:24:44	Straylight	44.500	54	5The Cen	2.0550	4500.0	89	26685	No
90	GOM_NL__2PRFIN20070408_073017_000000422057_00078_26685_7789.N1	08-APR-2007 07:30:17	Twi_and_stray	41.500	106	9Bet Crv	2.6480	5600.0	83	26685	No
91	GOM_NL__2PRFIN20070408_073210_000000382057_00078_26685_7790.N1	08-APR-2007 07:32:10	Twi_and_stray	37.500	100	4Gam Crv	2.5800	13100.	75	26685	No
92	GOM_NL__2PRFIN20070408_073653_000000402057_00078_26685_7791.N1	08-APR-2007 07:36:53	Bright	40.000	121	29Gam Vir	2.7400	7200.0	80	26685	No
93	GOM_NL__2PRFIN20070408_074133_000000362057_00078_26685_7792.N1	08-APR-2007 07:41:33	Bright	36.000	62	94Bet Leo	2.1360	9700.0	72	26685	No
94	GOM_NL__2PRFIN20070408_075002_000000382057_00078_26685_7793.N1	08-APR-2007 07:50:02	Bright	37.500	174	52Psi UMa	3.0040	4400.0	75	26685	No
95	GOM_NL__2PRFIN20070408_075247_000000372057_00078_26685_7794.N1	08-APR-2007 07:52:47	Bright	36.500	87	64Gam UMa	2.4330	11000.	73	26685	No
96	GOM_NL__2PRFIN20070408_075418_000000382057_00078_26685_7795.N1	08-APR-2007 07:54:18	Bright	37.500	32	77Eps UMa	1.7630	11000.	75	26685	No
97	GOM_NL__2PRFIN20070408_080044_000000362057_00078_26685_7796.N1	08-APR-2007 08:00:44	Bright	35.500	60	7Bet UMi	2.0810	3950.0	71	26685	No
98	GOM_NL__2PRFIN20070408_080259_000000332057_00078_26685_7797.N1	08-APR-2007 08:02:59	Bright	32.500	49	1Alp UMi	1.9900	6300.0	65	26685	No
99	GOM_NL__2PRFIN20070408_081032_000000432057_00078_26685_7798.N1	08-APR-2007 08:10:32	Bright	42.500	89	5Alp Cep	2.4510	8000.0	85	26685	No
100	GOM_NL__2PRFIN20070408_082635_000000482057_00078_26685_7799.N1	08-APR-2007 08:26:35	Twi_and_stray	48.000	61	8Eps Peg	2.1000	3900.0	96	26685	No
101	GOM_NL__2PRFIN20070408_082903_000000422057_00078_26685_7800.N1	08-APR-2007 08:29:03	Twilight	42.000	162	34Alp Aqr	2.9440	5350.0	84	26685	No

102	GOM_NL__2PRFIN20070408_083121_000000432057_00078_26685_7801.N1	08-APR-2007 08:31:21	Dark	43.000	154	22Bet Aqr	2.8990	5700.0	86	26685	No
103	GOM_NL__2PRFIN20070408_083351_000000422057_00078_26685_7802.N1	08-APR-2007 08:33:51	Dark	42.000	142	49Del Cap	2.8500	8900.0	84	26685	No
104	GOM_NL__2PRFIN20070408_085301_000000432057_00079_26686_7797.N1	08-APR-2007 08:53:01	Dark	42.500	141	Bet Ara	2.8400	4600.0	85	26686	No
105	GOM_NL__2PRFIN20070408_085540_000000372057_00079_26686_7798.N1	08-APR-2007 08:55:40	Dark	37.000	134	Bet TrA	2.8100	6600.0	74	26686	No
106	GOM_NL__2PRFIN20070408_085812_000000482057_00079_26686_7799.N1	08-APR-2007 08:58:12	Straylight	48.000	4	Alp1Cen	-0.010000	5800.0	96	26686	No
107	GOM_NL__2PRFIN20070408_090111_000000432057_00079_26686_7800.N1	08-APR-2007 09:01:11	Straylight	43.000	78	Alp Lup	2.3040	28000.	86	26686	No
108	GOM_NL__2PRFIN20070408_090247_000000452057_00079_26686_7801.N1	08-APR-2007 09:02:47	Straylight	44.500	81	Eta Cen	2.3560	28000.	89	26686	No
109	GOM_NL__2PRFIN20070408_090521_000000492057_00079_26686_7802.N1	08-APR-2007 09:05:21	Straylight	48.500	54	5The Cen	2.0550	4500.0	97	26686	No
110	GOM_NL__2PRFIN20070408_091053_000000442057_00079_26686_7803.N1	08-APR-2007 09:10:53	Twi_and_stray	43.500	106	9Bet Crv	2.6480	5600.0	87	26686	No
111	GOM_NL__2PRFIN20070408_091246_000000392057_00079_26686_7804.N1	08-APR-2007 09:12:46	Twi_and_stray	38.500	100	4Gam Crv	2.5800	13100.	77	26686	No
112	GOM_NL__2PRFIN20070408_091729_000000412057_00079_26686_7805.N1	08-APR-2007 09:17:29	Bright	40.500	121	29Gam Vir	2.7400	7200.0	81	26686	No
113	GOM_NL__2PRFIN20070408_092209_000000372057_00079_26686_7806.N1	08-APR-2007 09:22:09	Bright	36.500	62	94Bet Leo	2.1360	9700.0	73	26686	No
114	GOM_NL__2PRFIN20070408_093038_000000372057_00079_26686_7807.N1	08-APR-2007 09:30:38	Bright	37.000	174	52Psi UMa	3.0040	4400.0	74	26686	No
115	GOM_NL__2PRFIN20070408_093323_000000372057_00079_26686_7808.N1	08-APR-2007 09:33:23	Bright	36.500	87	64Gam UMa	2.4330	11000.	73	26686	No
116	GOM_NL__2PRFIN20070408_093454_000000552057_00079_26686_7809.N1	08-APR-2007 09:34:54	Bright	54.500	32	77Eps UMa	1.7630	11000.	109	26686	No
117	GOM_NL__2PRFIN20070408_094119_000000372057_00079_26686_7810.N1	08-APR-2007 09:41:19	Bright	36.500	60	7Bet UMi	2.0810	3950.0	73	26686	No
118	GOM_NL__2PRFIN20070408_094335_000000322057_00079_26686_7811.N1	08-APR-2007 09:43:35	Bright	32.000	49	1Alp UMi	1.9900	6300.0	64	26686	No
119	GOM_NL__2PRFIN20070408_095108_000000372057_00079_26686_7812.N1	08-APR-2007 09:51:08	Bright	36.500	89	5Alp Cep	2.4510	8000.0	73	26686	No
120	GOM_NL__2PRFIN20070408_100711_000000482057_00079_26686_7813.N1	08-APR-2007 10:07:11	Twi_and_stray	47.500	61	8Eps Peg	2.1000	3900.0	95	26686	No
121	GOM_NL__2PRFIN20070408_100940_000000432057_00079_26686_7814.N1	08-APR-2007 10:09:40	Twilight	42.500	162	34Alp Aqr	2.9440	5350.0	85	26686	No
122	GOM_NL__2PRFIN20070408_101158_000000442057_00079_26686_7815.N1	08-APR-2007 10:11:58	Dark	43.500	154	22Bet Aqr	2.8990	5700.0	87	26686	No
123	GOM_NL__2PRFIN20070408_101427_000000432057_00079_26686_7816.N1	08-APR-2007 10:14:27	Dark	43.000	142	49Del Cap	2.8500	8900.0	86	26686	No
124	GOM_NL__2PRFIN20070408_103337_000000442057_00080_26687_7801.N1	08-APR-2007 10:33:37	Dark	44.000	141	Bet Ara	2.8400	4600.0	88	26687	No
125	GOM_NL__2PRFIN20070408_103616_000000422057_00080_26687_7802.N1	08-APR-2007 10:36:16	Dark	42.000	134	Bet TrA	2.8100	6600.0	84	26687	No
126	GOM_NL__2PRFIN20070408_103849_000000532057_00080_26687_7803.N1	08-APR-2007 10:38:49	Straylight	53.000	4	Alp1Cen	-0.010000	5800.0	106	26687	No
127	GOM_NL__2PRFIN20070408_104147_000000422057_00080_26687_7804.N1	08-APR-2007 10:41:47	Straylight	42.000	78	Alp Lup	2.3040	28000.	84	26687	No
128	GOM_NL__2PRFIN20070408_104324_000000452057_00080_26687_7805.N1	08-APR-2007 10:43:24	Straylight	44.500	81	Eta Cen	2.3560	28000.	89	26687	No
129	GOM_NL__2PRFIN20070408_104557_000000492057_00080_26687_7806.N1	08-APR-2007 10:45:57	Straylight	49.000	54	5The Cen	2.0550	4500.0	98	26687	No
130	GOM_NL__2PRFIN20070408_105129_000000432057_00080_26687_7807.N1	08-APR-2007 10:51:29	Twi_and_stray	43.000	106	9Bet Crv	2.6480	5600.0	86	26687	No
131	GOM_NL__2PRFIN20070408_105322_000000382057_00080_26687_7808.N1	08-APR-2007 10:53:22	Twi_and_stray	38.000	100	4Gam Crv	2.5800	13100.	76	26687	No
132	GOM_NL__2PRFIN20070408_105805_000000412057_00080_26687_7809.N1	08-APR-2007 10:58:05	Bright	40.500	121	29Gam Vir	2.7400	7200.0	81	26687	No
133	GOM_NL__2PRFIN20070408_110244_000000372057_00080_26687_7810.N1	08-APR-2007 11:02:44	Bright	36.500	62	94Bet Leo	2.1360	9700.0	73	26687	No
134	GOM_NL__2PRFIN20070408_111114_000000362057_00080_26687_7811.N1	08-APR-2007 11:11:14	Bright	36.000	174	52Psi UMa	3.0040	4400.0	72	26687	No
135	GOM_NL__2PRFIN20070408_111359_000000372057_00080_26687_7812.N1	08-APR-2007 11:13:59	Bright	37.000	87	64Gam UMa	2.4330	11000.	74	26687	No
136	GOM_NL__2PRFIN20070408_111529_000000392057_00080_26687_7813.N1	08-APR-2007 11:15:29	Bright	39.000	32	77Eps UMa	1.7630	11000.	78	26687	No
137	GOM_NL__2PRFIN20070408_112155_000000392057_00080_26687_7814.N1	08-APR-2007 11:21:55	Bright	39.000	60	7Bet UMi	2.0810	3950.0	78	26687	No
138	GOM_NL__2PRFIN20070408_112411_000000362057_00080_26687_7815.N1	08-APR-2007 11:24:11	Bright	35.500	49	1Alp UMi	1.9900	6300.0	71	26687	No
139	GOM_NL__2PRFIN20070408_113143_000000562057_00080_26687_7816.N1	08-APR-2007 11:31:43	Bright	56.000	89	5Alp Cep	2.4510	8000.0	112	26687	No
140	GOM_NL__2PRFIN20070408_114747_000000472057_00080_26687_7817.N1	08-APR-2007 11:47:47	Twi_and_stray	46.500	61	8Eps Peg	2.1000	3900.0	93	26687	No
141	GOM_NL__2PRFIN20070408_115016_000000442057_00080_26687_7818.N1	08-APR-2007 11:50:16	Twilight	43.500	162	34Alp Aqr	2.9440	5350.0	87	26687	No
142	GOM_NL__2PRFIN20070408_115234_000000442057_00080_26687_7819.N1	08-APR-2007 11:52:34	Dark	44.000	154	22Bet Aqr	2.8990	5700.0	88	26687	No
143	GOM_NL__2PRFIN20070408_115503_000000422057_00080_26687_7820.N1	08-APR-2007 11:55:03	Dark	41.500	142	49Del Cap	2.8500	8900.0	83	26687	No
144	GOM_NL__2PRFIN20070408_121414_000000472057_00081_26688_7831.N1	08-APR-2007 12:14:14	Dark	47.000	141	Bet Ara	2.8400	4600.0	94	26688	No
145	GOM_NL__2PRFIN20070408_121652_000000382057_00081_26688_7832.N1	08-APR-2007 12:16:52	Dark	37.500	134	Bet TrA	2.8100	6600.0	75	26688	No
146	GOM_NL__2PRFIN20070408_121925_000000492057_00081_26688_7833.N1	08-APR-2007 12:19:25	Straylight	49.000	4	Alp1Cen	-0.010000	5800.0	98	26688	No
147	GOM_NL__2PRFIN20070408_122224_000000422057_00081_26688_7834.N1	08-APR-2007 12:22:24	Straylight	42.000	78	Alp Lup	2.3040	28000.	84	26688	No
148	GOM_NL__2PRFIN20070408_122400_000000442057_00081_26688_7835.N1	08-APR-2007 12:24:00	Straylight	44.000	81	Eta Cen	2.3560	28000.	88	26688	No
149	GOM_NL__2PRFIN20070408_122633_000000512057_00081_26688_7836.N1	08-APR-2007 12:26:33	Straylight	50.500	54	5The Cen	2.0550	4500.0	101	26688	No
150	GOM_NL__2PRFIN20070408_123205_000000442057_00081_26688_7837.N1	08-APR-2007 12:32:05	Twi_and_stray	43.500	106	9Bet Crv	2.6480	5600.0	87	26688	No
151	GOM_NL__2PRFIN20070408_123358_000000402057_00081_26688_7838.N1	08-APR-2007 12:33:58	Twi_and_stray	40.000	100	4Gam Crv	2.5800	13100.	80	26688	No
152	GOM_NL__2PRFIN20070408_123841_000000412057_00081_26688_7839.N1	08-APR-2007 12:38:41	Bright	41.000	121	29Gam Vir	2.7400	7200.0	82	26688	No
153	GOM_NL__2PRFIN20070408_124320_000000362057_00081_26688_7840.N1	08-APR-2007 12:43:20	Bright	36.000	62	94Bet Leo	2.1360	9700.0	72	26688	No
154	GOM_NL__2PRFIN20070408_125150_000000362057_00081_26688_7841.N1	08-APR-2007 12:51:50	Bright	36.000	174	52Psi UMa	3.0040	4400.0	72	26688	No
155	GOM_NL__2PRFIN20070408_125435_000000362057_00081_26688_7842.N1	08-APR-2007 12:54:35	Bright	36.000	87	64Gam UMa	2.4330	11000.	72	26688	No
156	GOM_NL__2PRFIN20070408_125605_000000412057_00081_26688_7843.N1	08-APR-2007 12:56:05	Bright	40.500	32	77Eps UMa	1.7630	11000.	81	26688	No
157	GOM_NL__2PRFIN20070408_130231_000000382057_00081_26688_7844.N1	08-APR-2007 13:02:31	Bright	38.000	60	7Bet UMi	2.0810	3950.0	76	26688	No
158	GOM_NL__2PRFIN20070408_130447_000000342057_00081_26688_7845.N1	08-APR-2007 13:04:47	Bright	33.500	49	1Alp UMi	1.9900	6300.0	67	26688	No
159	GOM_NL__2PRFIN20070408_131219_000000392057_00081_26688_7846.N1	08-APR-2007 13:12:19	Bright	38.500	89	5Alp Cep	2.4510	8000.0	77	26688	No
160	GOM_NL__2PRFIN20070408_132823_000000492057_00081_26688_7847.N1	08-APR-2007 13:28:23	Twi_and_stray	49.000	61	8Eps Peg	2.1000	3900.0	98	26688	No



161	GOM_NL__2PRFIN20070408_133052_000000432057_00081_26688_7848.N1	08-APR-2007 13:30:52	Twilight	42.500	162	34Alp Aqr	2.9440	5350.0	85	26688	No
162	GOM_NL__2PRFIN20070408_133310_000000462057_00081_26688_7849.N1	08-APR-2007 13:33:10	Dark	45.500	154	22Bet Aqr	2.8990	5700.0	91	26688	No
163	GOM_NL__2PRFIN20070408_133540_000000412057_00081_26688_7850.N1	08-APR-2007 13:35:40	Dark	41.000	142	49Del Cap	2.8500	8900.0	82	26688	No
164	GOM_NL__2PRFIN20070408_134759_000000392057_00082_26689_7851.N1	08-APR-2007 13:47:59	Dark	39.000	45	Alp Pav	1.9400	26000.	78	26689	No
165	GOM_NL__2PRFIN20070408_135451_000000432057_00082_26689_7847.N1	08-APR-2007 13:54:51	Dark	42.500	141	Bet Ara	2.8400	4600.0	85	26689	No
166	GOM_NL__2PRFIN20070408_135729_000000392057_00082_26689_7848.N1	08-APR-2007 13:57:29	Dark	39.000	134	Bet TrA	2.8100	6600.0	78	26689	No
167	GOM_NL__2PRFIN20070408_140001_000000452057_00082_26689_7849.N1	08-APR-2007 14:00:01	Straylight	45.000	4	Alp1Cen	-0.010000	5800.0	90	26689	No
168	GOM_NL__2PRFIN20070408_140300_000000432057_00082_26689_7850.N1	08-APR-2007 14:03:00	Straylight	43.000	78	Alp Lup	2.3040	28000.	86	26689	No
169	GOM_NL__2PRFIN20070408_140437_000000482057_00082_26689_7851.N1	08-APR-2007 14:04:37	Straylight	47.500	81	Eta Cen	2.3560	28000.	95	26689	No
170	GOM_NL__2PRFIN20070408_140710_000000492057_00082_26689_7852.N1	08-APR-2007 14:07:10	Straylight	49.000	54	5The Cen	2.0550	4500.0	98	26689	No
171	GOM_NL__2PRFIN20070408_141241_000000412057_00082_26689_7853.N1	08-APR-2007 14:12:41	Twi_and_stray	40.500	106	9Bet Crv	2.6480	5600.0	81	26689	No
172	GOM_NL__2PRFIN20070408_141434_000000402057_00082_26689_7854.N1	08-APR-2007 14:14:34	Twi_and_stray	39.500	100	4Gam Crv	2.5800	13100.	79	26689	No
173	GOM_NL__2PRFIN20070408_141917_000000412057_00082_26689_7855.N1	08-APR-2007 14:19:17	Bright	40.500	121	29Gam Vir	2.7400	7200.0	81	26689	No
174	GOM_NL__2PRFIN20070408_142356_000000362057_00082_26689_7856.N1	08-APR-2007 14:23:56	Bright	36.000	62	94Bet Leo	2.1360	9700.0	72	26689	No
175	GOM_NL__2PRFIN20070408_143225_000000362057_00082_26689_7857.N1	08-APR-2007 14:32:25	Bright	35.500	174	52Psi UMa	3.0040	4400.0	71	26689	No
176	GOM_NL__2PRFIN20070408_143511_000000362057_00082_26689_7858.N1	08-APR-2007 14:35:11	Bright	36.000	87	64Gam UMa	2.4330	11000.	72	26689	No
177	GOM_NL__2PRFIN20070408_143641_000000402057_00082_26689_7859.N1	08-APR-2007 14:36:41	Bright	40.000	32	77Eps UMa	1.7630	11000.	80	26689	No
178	GOM_NL__2PRFIN20070408_144306_000000362057_00082_26689_7860.N1	08-APR-2007 14:43:06	Bright	35.500	60	7Bet UMi	2.0810	3950.0	71	26689	No
179	GOM_NL__2PRFIN20070408_144523_000000352057_00082_26689_7861.N1	08-APR-2007 14:45:23	Bright	34.500	49	1Alp UMi	1.9900	6300.0	69	26689	No
180	GOM_NL__2PRFIN20070408_145255_000000372057_00082_26689_7862.N1	08-APR-2007 14:52:55	Bright	36.500	89	5Alp Cep	2.4510	8000.0	73	26689	No
181	GOM_NL__2PRFIN20070408_150900_000000482057_00082_26689_7863.N1	08-APR-2007 15:09:00	Twi_and_stray	47.500	61	8Eps Peg	2.1000	3900.0	95	26689	No
182	GOM_NL__2PRFIN20070408_151128_000000442057_00082_26689_7864.N1	08-APR-2007 15:11:28	Twilight	44.000	162	34Alp Aqr	2.9440	5350.0	88	26689	No
183	GOM_NL__2PRFIN20070408_151347_000000452057_00082_26689_7865.N1	08-APR-2007 15:13:47	Dark	45.000	154	22Bet Aqr	2.8990	5700.0	90	26689	No
184	GOM_NL__2PRFIN20070408_151616_000000412057_00082_26689_7866.N1	08-APR-2007 15:16:16	Dark	40.500	142	49Del Cap	2.8500	8900.0	81	26689	No
185	GOM_NL__2PRFIN20070408_152836_000000392057_00083_26690_7867.N1	08-APR-2007 15:28:36	Dark	39.000	45	Alp Pav	1.9400	26000.	78	26690	No
186	GOM_NL__2PRFIN20070408_153527_000000422057_00083_26690_7862.N1	08-APR-2007 15:35:27	Dark	42.000	141	Bet Ara	2.8400	4600.0	84	26690	No
187	GOM_NL__2PRFIN20070408_153805_000000392057_00083_26690_7863.N1	08-APR-2007 15:38:05	Dark	39.000	134	Bet TrA	2.8100	6600.0	78	26690	No
188	GOM_NL__2PRFIN20070408_154038_000000502057_00083_26690_7864.N1	08-APR-2007 15:40:38	Straylight	50.000	4	Alp1Cen	-0.010000	5800.0	100	26690	No
189	GOM_NL__2PRFIN20070408_154337_000000452057_00083_26690_7865.N1	08-APR-2007 15:43:37	Straylight	45.000	78	Alp Lup	2.3040	28000.	90	26690	No
190	GOM_NL__2PRFIN20070408_154513_000000452057_00083_26690_7866.N1	08-APR-2007 15:45:13	Straylight	45.000	81	Eta Cen	2.3560	28000.	90	26690	No
191	GOM_NL__2PRFIN20070408_154746_000000482057_00083_26690_7867.N1	08-APR-2007 15:47:46	Straylight	48.000	54	5The Cen	2.0550	4500.0	96	26690	No
192	GOM_NL__2PRFIN20070408_155317_000000452057_00083_26690_7868.N1	08-APR-2007 15:53:17	Twi_and_stray	45.000	106	9Bet Crv	2.6480	5600.0	90	26690	No
193	GOM_NL__2PRFIN20070408_155510_000000392057_00083_26690_7869.N1	08-APR-2007 15:55:10	Twi_and_stray	38.500	100	4Gam Crv	2.5800	13100.	77	26690	No
194	GOM_NL__2PRFIN20070408_155953_000000412057_00083_26690_7870.N1	08-APR-2007 15:59:53	Bright	41.000	121	29Gam Vir	2.7400	7200.0	82	26690	No
195	GOM_NL__2PRFIN20070408_160432_000000362057_00083_26690_7871.N1	08-APR-2007 16:04:32	Bright	35.500	62	94Bet Leo	2.1360	9700.0	71	26690	No
196	GOM_NL__2PRFIN20070408_161302_000000372057_00083_26690_7872.N1	08-APR-2007 16:13:02	Bright	37.000	174	52Psi UMa	3.0040	4400.0	74	26690	No
197	GOM_NL__2PRFIN20070408_161546_000000372057_00083_26690_7873.N1	08-APR-2007 16:15:46	Bright	36.500	87	64Gam UMa	2.4330	11000.	73	26690	No
198	GOM_NL__2PRFIN20070408_161716_000000382057_00083_26690_7874.N1	08-APR-2007 16:17:16	Bright	37.500	32	77Eps UMa	1.7630	11000.	75	26690	No
199	GOM_NL__2PRFIN20070408_162342_000000392057_00083_26690_7875.N1	08-APR-2007 16:23:42	Bright	39.000	60	7Bet UMi	2.0810	3950.0	78	26690	No
200	GOM_NL__2PRFIN20070408_162559_000000342057_00083_26690_7876.N1	08-APR-2007 16:25:59	Bright	34.000	49	1Alp UMi	1.9900	6300.0	68	26690	No
201	GOM_NL__2PRFIN20070408_163331_000000352057_00083_26690_7877.N1	08-APR-2007 16:33:31	Bright	35.000	89	5Alp Cep	2.4510	8000.0	70	26690	No
202	GOM_NL__2PRFIN20070408_164255_000000352057_00083_26690_7878.N1	08-APR-2007 16:42:55	Bright	34.500	164	44Eta Peg	2.9480	5400.0	69	26690	No
203	GOM_NL__2PRFIN20070408_164936_000000492057_00083_26690_7879.N1	08-APR-2007 16:49:36	Twi_and_stray	48.500	61	8Eps Peg	2.1000	3900.0	97	26690	No
204	GOM_NL__2PRFIN20070408_165205_000000432057_00083_26690_7880.N1	08-APR-2007 16:52:05	Twilight	42.500	162	34Alp Aqr	2.9440	5350.0	85	26690	No
205	GOM_NL__2PRFIN20070408_165424_000000472057_00083_26690_7881.N1	08-APR-2007 16:54:24	Dark	46.500	154	22Bet Aqr	2.8990	5700.0	93	26690	No
206	GOM_NL__2PRFIN20070408_165653_000000402057_00083_26690_7882.N1	08-APR-2007 16:56:53	Dark	39.500	142	49Del Cap	2.8500	8900.0	79	26690	No
207	GOM_NL__2PRFIN20070408_170912_000000402057_00084_26691_7883.N1	08-APR-2007 17:09:12	Dark	39.500	45	Alp Pav	1.9400	26000.	79	26691	No
208	GOM_NL__2PRFIN20070408_171604_000000432057_00084_26691_7875.N1	08-APR-2007 17:16:04	Dark	43.000	141	Bet Ara	2.8400	4600.0	86	26691	No
209	GOM_NL__2PRFIN20070408_171842_000000392057_00084_26691_7876.N1	08-APR-2007 17:18:42	Dark	39.000	134	Bet TrA	2.8100	6600.0	78	26691	No
210	GOM_NL__2PRFIN20070408_172114_000000522057_00084_26691_7877.N1	08-APR-2007 17:21:14	Straylight	52.000	4	Alp1Cen	-0.010000	5800.0	104	26691	No
211	GOM_NL__2PRFIN20070408_172413_000000452057_00084_26691_7878.N1	08-APR-2007 17:24:13	Straylight	44.500	78	Alp Lup	2.3040	28000.	89	26691	No
212	GOM_NL__2PRFIN20070408_172550_000000452057_00084_26691_7879.N1	08-APR-2007 17:25:50	Straylight	45.000	81	Eta Cen	2.3560	28000.	90	26691	No
213	GOM_NL__2PRFIN20070408_172823_000000542057_00084_26691_7880.N1	08-APR-2007 17:28:23	Straylight	53.500	54	5The Cen	2.0550	4500.0	107	26691	No
214	GOM_NL__2PRFIN20070408_173353_000000442057_00084_26691_7881.N1	08-APR-2007 17:33:53	Twi_and_stray	44.000	106	9Bet Crv	2.6480	5600.0	88	26691	No
215	GOM_NL__2PRFIN20070408_173546_000000392057_00084_26691_7882.N1	08-APR-2007 17:35:46	Twi_and_stray	39.000	100	4Gam Crv	2.5800	13100.	78	26691	No
216	GOM_NL__2PRFIN20070408_174029_000000392057_00084_26691_7883.N1	08-APR-2007 17:40:29	Bright	39.000	121	29Gam Vir	2.7400	7200.0	78	26691	No
217	GOM_NL__2PRFIN20070408_174508_000000362057_00084_26691_7884.N1	08-APR-2007 17:45:08	Bright	36.000	62	94Bet Leo	2.1360	9700.0	72	26691	No
218	GOM_NL__2PRFIN20070408_175338_000000352057_00084_26691_7885.N1	08-APR-2007 17:53:38	Bright	35.000	174	52Psi UMa	3.0040	4400.0	70	26691	No
219	GOM_NL__2PRFIN20070408_175622_000000362057_00084_26691_7886.N1	08-APR-2007 17:56:22	Bright	36.000	87	64Gam UMa	2.4330	11000.	72	26691	No

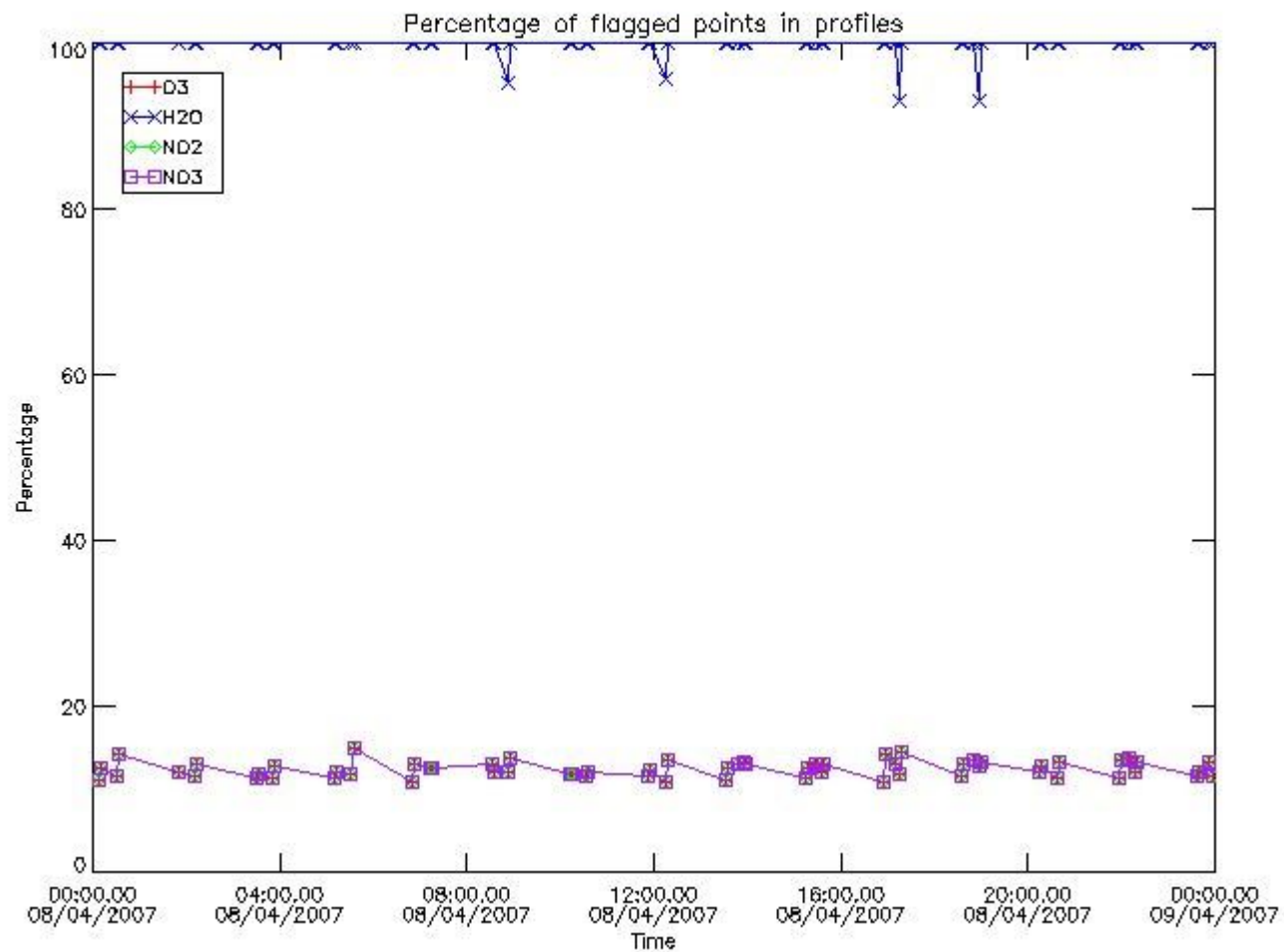
220	GOM_NL__2PRFIN20070408_175752_000000392057_00084_26691_7887.N1	08-APR-2007 17:57:52	Bright	38.500	32	77Eps UMa	1.7630	11000.	77	26691	No
221	GOM_NL__2PRFIN20070408_180418_000000402057_00084_26691_7888.N1	08-APR-2007 18:04:18	Bright	39.500	60	7Bet UMi	2.0810	3950.0	79	26691	No
222	GOM_NL__2PRFIN20070408_180634_000000372057_00084_26691_7889.N1	08-APR-2007 18:06:34	Bright	36.500	49	1Alp UMi	1.9900	6300.0	73	26691	No
223	GOM_NL__2PRFIN20070408_181407_000000372057_00084_26691_7890.N1	08-APR-2007 18:14:07	Bright	37.000	89	5Alp Cep	2.4510	8000.0	74	26691	No
224	GOM_NL__2PRFIN20070408_182332_000000342057_00084_26691_7891.N1	08-APR-2007 18:23:32	Bright	33.500	164	44Eta Peg	2.9480	5400.0	67	26691	No
225	GOM_NL__2PRFIN20070408_183012_000000512057_00084_26691_7892.N1	08-APR-2007 18:30:12	Twi_and_stray	50.500	61	8Eps Peg	2.1000	3900.0	101	26691	No
226	GOM_NL__2PRFIN20070408_183241_000000442057_00084_26691_7893.N1	08-APR-2007 18:32:41	Twilight	43.500	162	34Alp Aqr	2.9440	5350.0	87	26691	No
227	GOM_NL__2PRFIN20070408_183500_000000452057_00084_26691_7894.N1	08-APR-2007 18:35:00	Dark	44.500	154	22Bet Aqr	2.8990	5700.0	89	26691	No
228	GOM_NL__2PRFIN20070408_183729_000000402057_00084_26691_7895.N1	08-APR-2007 18:37:29	Dark	39.500	142	49Del Cap	2.8500	8900.0	79	26691	No
229	GOM_NL__2PRFIN20070408_184949_000000382057_00085_26692_7896.N1	08-APR-2007 18:49:49	Dark	37.500	45	Alp Pav	1.9400	26000.	75	26692	No
230	GOM_NL__2PRFIN20070408_185641_000000442057_00085_26692_7899.N1	08-APR-2007 18:56:41	Dark	44.000	141	Bet Ara	2.8400	4600.0	88	26692	No
231	GOM_NL__2PRFIN20070408_185918_000000392057_00085_26692_7900.N1	08-APR-2007 18:59:18	Dark	38.500	134	Bet TrA	2.8100	6600.0	77	26692	No
232	GOM_NL__2PRFIN20070408_190151_000000492057_00085_26692_7901.N1	08-APR-2007 19:01:51	Straylight	48.500	4	Alp1Cen	-0.010000	5800.0	97	26692	No
233	GOM_NL__2PRFIN20070408_190450_000000432057_00085_26692_7902.N1	08-APR-2007 19:04:50	Straylight	43.000	78	Alp Lup	2.3040	28000.	86	26692	No
234	GOM_NL__2PRFIN20070408_190626_000000472057_00085_26692_7903.N1	08-APR-2007 19:06:26	Straylight	46.500	81	Eta Cen	2.3560	28000.	93	26692	No
235	GOM_NL__2PRFIN20070408_190859_000000482057_00085_26692_7904.N1	08-APR-2007 19:08:59	Straylight	48.000	54	5The Cen	2.0550	4500.0	96	26692	No
236	GOM_NL__2PRFIN20070408_191429_000000412057_00085_26692_7905.N1	08-APR-2007 19:14:29	Twi_and_stray	40.500	106	9Bet Crv	2.6480	5600.0	81	26692	No
237	GOM_NL__2PRFIN20070408_191622_000000422057_00085_26692_7906.N1	08-APR-2007 19:16:22	Twi_and_stray	41.500	100	4Gam Crv	2.5800	13100.	83	26692	No
238	GOM_NL__2PRFIN20070408_192104_000000412057_00085_26692_7907.N1	08-APR-2007 19:21:04	Bright	40.500	121	29Gam Vir	2.7400	7200.0	81	26692	No
239	GOM_NL__2PRFIN20070408_192544_000000362057_00085_26692_7908.N1	08-APR-2007 19:25:44	Bright	35.500	62	94Bet Leo	2.1360	9700.0	71	26692	No
240	GOM_NL__2PRFIN20070408_193414_000000382057_00085_26692_7909.N1	08-APR-2007 19:34:14	Bright	37.500	174	52Psi UMa	3.0040	4400.0	75	26692	No
241	GOM_NL__2PRFIN20070408_193658_000000362057_00085_26692_7910.N1	08-APR-2007 19:36:58	Bright	36.000	87	64Gam UMa	2.4330	11000.	72	26692	No
242	GOM_NL__2PRFIN20070408_193827_000000392057_00085_26692_7911.N1	08-APR-2007 19:38:27	Bright	38.500	32	77Eps UMa	1.7630	11000.	77	26692	No
243	GOM_NL__2PRFIN20070408_194453_000000372057_00085_26692_7912.N1	08-APR-2007 19:44:53	Bright	37.000	60	7Bet UMi	2.0810	3950.0	74	26692	No
244	GOM_NL__2PRFIN20070408_194711_000000372057_00085_26692_7913.N1	08-APR-2007 19:47:11	Bright	36.500	49	1Alp UMi	1.9900	6300.0	73	26692	No
245	GOM_NL__2PRFIN20070408_195443_000000412057_00085_26692_7914.N1	08-APR-2007 19:54:43	Bright	40.500	89	5Alp Cep	2.4510	8000.0	81	26692	No
246	GOM_NL__2PRFIN20070408_200407_000000352057_00085_26692_7915.N1	08-APR-2007 20:04:07	Bright	34.500	164	44Eta Peg	2.9480	5400.0	69	26692	No
247	GOM_NL__2PRFIN20070408_201049_000000482057_00085_26692_7916.N1	08-APR-2007 20:10:49	Twi_and_stray	48.000	61	8Eps Peg	2.1000	3900.0	96	26692	No
248	GOM_NL__2PRFIN20070408_201317_000000412057_00085_26692_7917.N1	08-APR-2007 20:13:17	Twilight	41.000	162	34Alp Aqr	2.9440	5350.0	82	26692	No
249	GOM_NL__2PRFIN20070408_201536_000000432057_00085_26692_7918.N1	08-APR-2007 20:15:36	Dark	42.500	154	22Bet Aqr	2.8990	5700.0	85	26692	No
250	GOM_NL__2PRFIN20070408_201805_000000402057_00085_26692_7919.N1	08-APR-2007 20:18:05	Dark	40.000	142	49Del Cap	2.8500	8900.0	80	26692	No
251	GOM_NL__2PRFIN20070408_203717_000000452057_00086_26693_7910.N1	08-APR-2007 20:37:17	Dark	45.000	141	Bet Ara	2.8400	4600.0	90	26693	No
252	GOM_NL__2PRFIN20070408_203955_000000392057_00086_26693_7911.N1	08-APR-2007 20:39:55	Dark	38.500	134	Bet TrA	2.8100	6600.0	77	26693	No
253	GOM_NL__2PRFIN20070408_204227_000000502057_00086_26693_7912.N1	08-APR-2007 20:42:27	Straylight	50.000	4	Alp1Cen	-0.010000	5800.0	100	26693	No
254	GOM_NL__2PRFIN20070408_204526_000000442057_00086_26693_7913.N1	08-APR-2007 20:45:26	Straylight	43.500	78	Alp Lup	2.3040	28000.	87	26693	No
255	GOM_NL__2PRFIN20070408_204703_000000472057_00086_26693_7914.N1	08-APR-2007 20:47:03	Straylight	47.000	81	Eta Cen	2.3560	28000.	94	26693	No
256	GOM_NL__2PRFIN20070408_204935_000000522057_00086_26693_7915.N1	08-APR-2007 20:49:35	Straylight	51.500	54	5The Cen	2.0550	4500.0	103	26693	No
257	GOM_NL__2PRFIN20070408_205506_000000442057_00086_26693_7916.N1	08-APR-2007 20:55:06	Twi_and_stray	43.500	106	9Bet Crv	2.6480	5600.0	87	26693	No
258	GOM_NL__2PRFIN20070408_205658_000000392057_00086_26693_7917.N1	08-APR-2007 20:56:58	Twi_and_stray	39.000	100	4Gam Crv	2.5800	13100.	78	26693	No
259	GOM_NL__2PRFIN20070408_210140_000000402057_00086_26693_7918.N1	08-APR-2007 21:01:40	Bright	39.500	121	29Gam Vir	2.7400	7200.0	79	26693	No
260	GOM_NL__2PRFIN20070408_210620_000000372057_00086_26693_7919.N1	08-APR-2007 21:06:20	Bright	36.500	62	94Bet Leo	2.1360	9700.0	73	26693	No
261	GOM_NL__2PRFIN20070408_211450_000000362057_00086_26693_7920.N1	08-APR-2007 21:14:50	Bright	36.000	174	52Psi UMa	3.0040	4400.0	72	26693	No
262	GOM_NL__2PRFIN20070408_211734_000000362057_00086_26693_7921.N1	08-APR-2007 21:17:34	Bright	36.000	87	64Gam UMa	2.4330	11000.	72	26693	No
263	GOM_NL__2PRFIN20070408_211903_000000402057_00086_26693_7922.N1	08-APR-2007 21:19:03	Bright	39.500	32	77Eps UMa	1.7630	11000.	79	26693	No
264	GOM_NL__2PRFIN20070408_212529_000000392057_00086_26693_7923.N1	08-APR-2007 21:25:29	Bright	38.500	60	7Bet UMi	2.0810	3950.0	77	26693	No
265	GOM_NL__2PRFIN20070408_212746_000000352057_00086_26693_7924.N1	08-APR-2007 21:27:46	Bright	35.000	49	1Alp UMi	1.9900	6300.0	70	26693	No
266	GOM_NL__2PRFIN20070408_213518_000000372057_00086_26693_7925.N1	08-APR-2007 21:35:18	Bright	37.000	89	5Alp Cep	2.4510	8000.0	74	26693	No
267	GOM_NL__2PRFIN20070408_214444_000000342057_00086_26693_7926.N1	08-APR-2007 21:44:44	Bright	33.500	164	44Eta Peg	2.9480	5400.0	67	26693	No
268	GOM_NL__2PRFIN20070408_215125_000000492057_00086_26693_7927.N1	08-APR-2007 21:51:25	Twi_and_stray	48.500	61	8Eps Peg	2.1000	3900.0	97	26693	No
269	GOM_NL__2PRFIN20070408_215353_000000422057_00086_26693_7928.N1	08-APR-2007 21:53:53	Twilight	41.500	162	34Alp Aqr	2.9440	5350.0	83	26693	No
270	GOM_NL__2PRFIN20070408_215613_000000452057_00086_26693_7929.N1	08-APR-2007 21:56:13	Dark	45.000	154	22Bet Aqr	2.8990	5700.0	90	26693	No
271	GOM_NL__2PRFIN20070408_215842_000000422057_00086_26693_7930.N1	08-APR-2007 21:58:42	Dark	41.500	142	49Del Cap	2.8500	8900.0	83	26693	No
272	GOM_NL__2PRFIN20070408_221101_000000372057_00087_26694_7927.N1	08-APR-2007 22:11:01	Dark	37.000	45	Alp Pav	1.9400	26000.	74	26694	No
273	GOM_NL__2PRFIN20070408_221754_000000422057_00087_26694_7928.N1	08-APR-2007 22:17:54	Dark	42.000	141	Bet Ara	2.8400	4600.0	84	26694	No
274	GOM_NL__2PRFIN20070408_222031_000000392057_00087_26694_7929.N1	08-APR-2007 22:20:31	Dark	38.500	134	Bet TrA	2.8100	6600.0	77	26694	No
275	GOM_NL__2PRFIN20070408_222303_000000442057_00087_26694_7930.N1	08-APR-2007 22:23:03	Straylight	43.500	4	Alp1Cen	-0.010000	5800.0	87	26694	No
276	GOM_NL__2PRFIN20070408_222603_000000422057_00087_26694_7931.N1	08-APR-2007 22:26:03	Straylight	42.000	78	Alp Lup	2.3040	28000.	84	26694	No
277	GOM_NL__2PRFIN20070408_222739_000000462057_00087_26694_7932.N1	08-APR-2007 22:27:39	Straylight	46.000	81	Eta Cen	2.3560	28000.	92	26694	No
278	GOM_NL__2PRFIN20070408_223012_000000482057_00087_26694_7933.N1	08-APR-2007 22:30:12	Straylight	47.500	54	5The Cen	2.0550	4500.0	95	26694	No

279	GOM_NL__2PRFIN20070408_223542_000000412057_00087_26694_7934.N1	08-APR-2007 22:35:42	Twilight	40.500	106	9Bet Crv	2.6480	5600.0	81	26694	No
280	GOM_NL__2PRFIN20070408_223734_000000422057_00087_26694_7935.N1	08-APR-2007 22:37:34	Twilight	42.000	100	4Gam Crv	2.5800	13100.	84	26694	No
281	GOM_NL__2PRFIN20070408_224216_000000392057_00087_26694_7936.N1	08-APR-2007 22:42:16	Bright	39.000	121	29Gam Vir	2.7400	7200.0	78	26694	No
282	GOM_NL__2PRFIN20070408_224656_000000362057_00087_26694_7937.N1	08-APR-2007 22:46:56	Bright	35.500	62	94Bet Leo	2.1360	9700.0	71	26694	No
283	GOM_NL__2PRFIN20070408_225525_000000362057_00087_26694_7938.N1	08-APR-2007 22:55:25	Bright	36.000	174	52Psi UMa	3.0040	4400.0	72	26694	No
284	GOM_NL__2PRFIN20070408_225810_000000362057_00087_26694_7939.N1	08-APR-2007 22:58:10	Bright	35.500	87	64Gam UMa	2.4330	11000.	71	26694	No
285	GOM_NL__2PRFIN20070408_225939_000000402057_00087_26694_7940.N1	08-APR-2007 22:59:39	Bright	39.500	32	77Eps UMa	1.7630	11000.	79	26694	No
286	GOM_NL__2PRFIN20070408_230604_000000362057_00087_26694_7941.N1	08-APR-2007 23:06:04	Bright	36.000	60	7Bet UMi	2.0810	3950.0	72	26694	No
287	GOM_NL__2PRFIN20070408_230822_000000342057_00087_26694_7942.N1	08-APR-2007 23:08:22	Bright	34.000	49	1Alp UMi	1.9900	6300.0	68	26694	No
288	GOM_NL__2PRFIN20070408_231554_000000502057_00087_26694_7943.N1	08-APR-2007 23:15:54	Bright	50.000	89	5Alp Cep	2.4510	8000.0	100	26694	No
289	GOM_NL__2PRFIN20070408_232520_000000352057_00087_26694_7944.N1	08-APR-2007 23:25:20	Bright	34.500	164	44Eta Peg	2.9480	5400.0	69	26694	No
290	GOM_NL__2PRFIN20070408_233201_000000472057_00087_26694_7945.N1	08-APR-2007 23:32:01	Twilight	46.500	61	8Eps Peg	2.1000	3900.0	93	26694	No
291	GOM_NL__2PRFIN20070408_233430_000000432057_00087_26694_7946.N1	08-APR-2007 23:34:30	Twilight	43.000	162	34Alp Aqr	2.9440	5350.0	86	26694	No
292	GOM_NL__2PRFIN20070408_233649_000000452057_00087_26694_7947.N1	08-APR-2007 23:36:49	Dark	44.500	154	22Bet Aqr	2.8990	5700.0	89	26694	No
293	GOM_NL__2PRFIN20070408_233918_000000422057_00087_26694_7948.N1	08-APR-2007 23:39:18	Dark	42.000	142	49Del Cap	2.8500	8900.0	84	26694	No
294	GOM_NL__2PRFIN20070408_235138_000000392057_00088_26695_7943.N1	08-APR-2007 23:51:38	Dark	38.500	45	Alp Pav	1.9400	26000.	77	26695	No
295	GOM_NL__2PRFIN20070408_235831_000000442057_00088_26695_7944.N1	08-APR-2007 23:58:31	Dark	44.000	141	Bet Ara	2.8400	4600.0	88	26695	No

### 3. Quality information per product

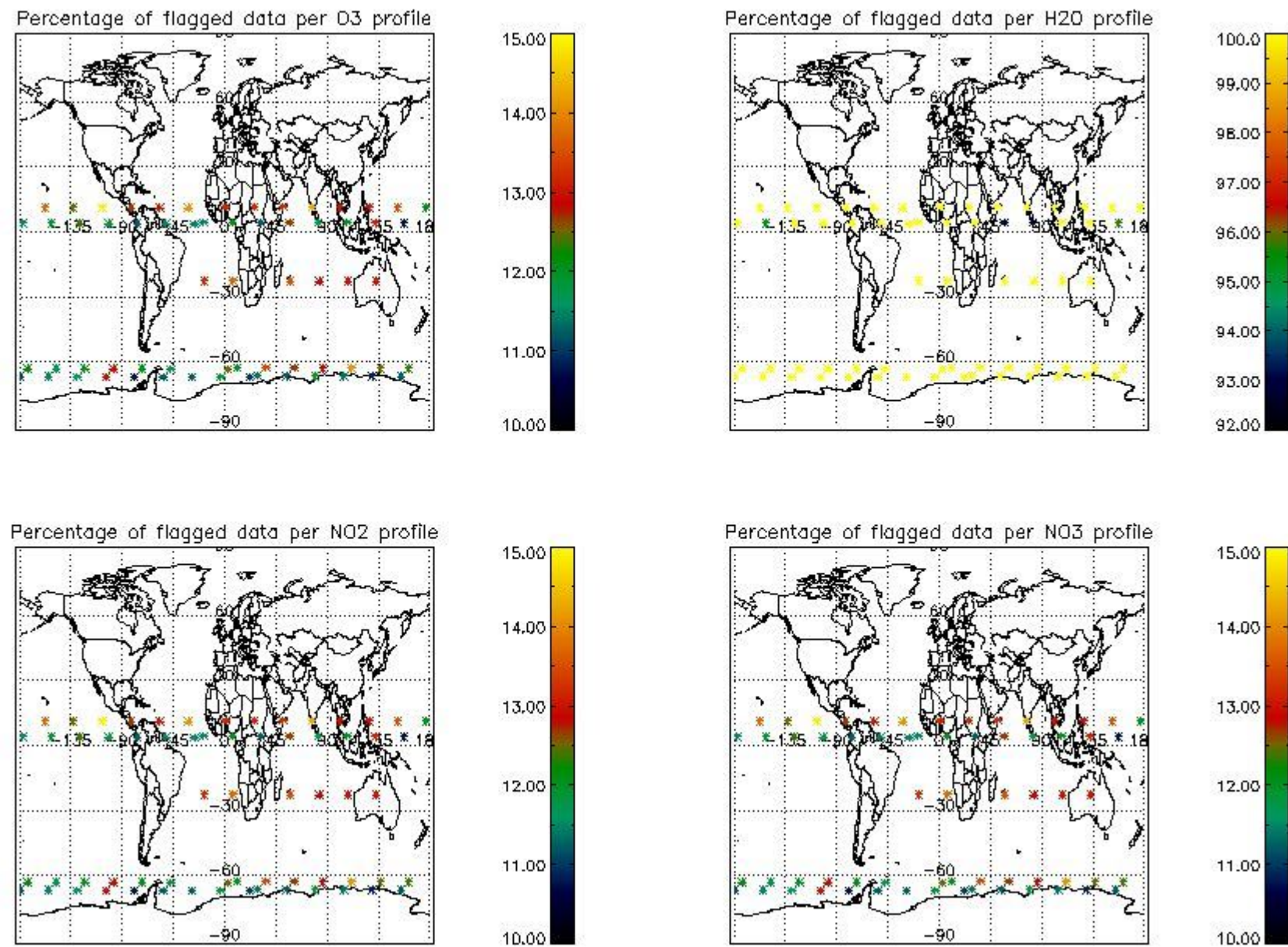
In this section it is plotted some information contained in the Quality Summary data set of the level 2 products. Only products in dark limb conditions and without errors (error flag in the MPH set to "0") are used.

#### 3.1 Plot quality information per product (time dependant)





### 3.2 Plot quality information per product (world map)



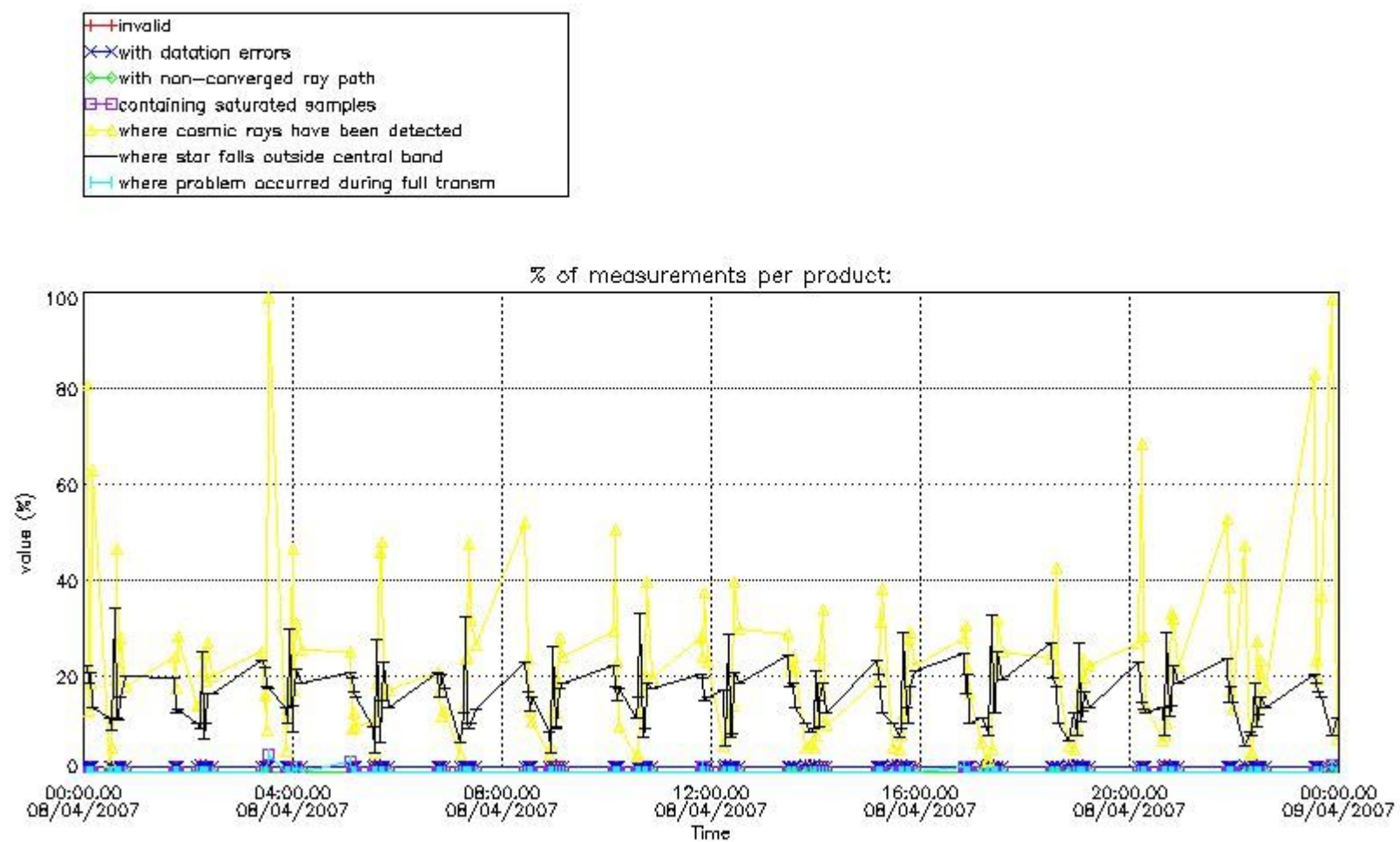
### 4. Level 1 quality information per product

In this section it is plotted some information contained in the Quality Summary data set of the level 2 products that comes from the level 1b processing. Products without errors (error flag in the MPH set to "0") are used.

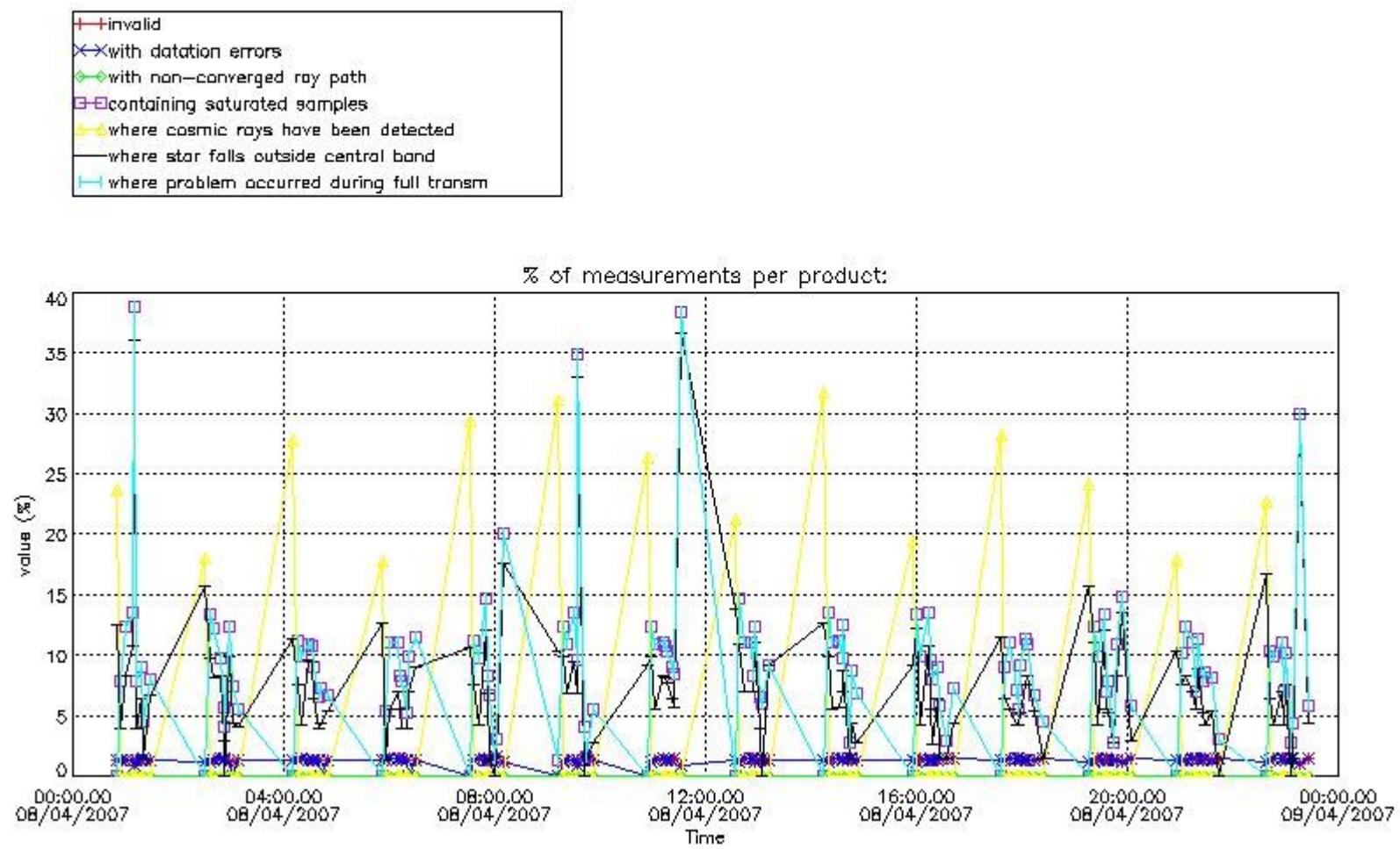
#### 4.1 Plot quality information per product (time dependant) coming from level 1b processing

##### 4.1.1 Plot level 1 quality information per product (time dependant): ENVISAT ASCENDING passes





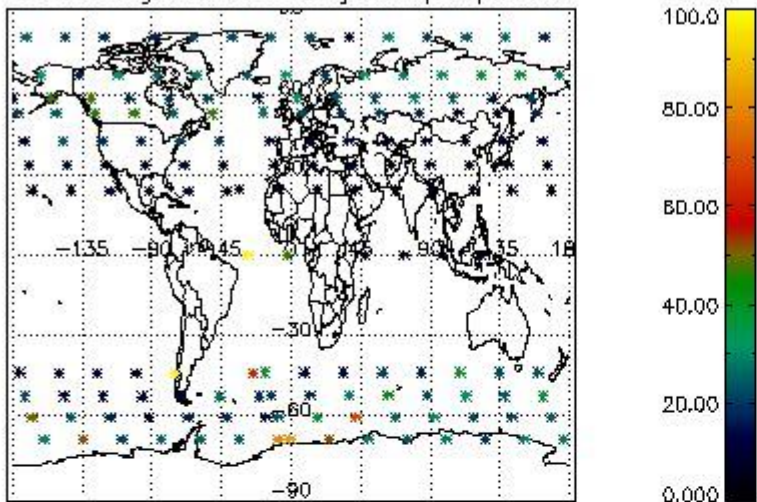
4.1.2 Plot level 1 quality information per product (time dependant): ENVI SAT DESCENDING passes



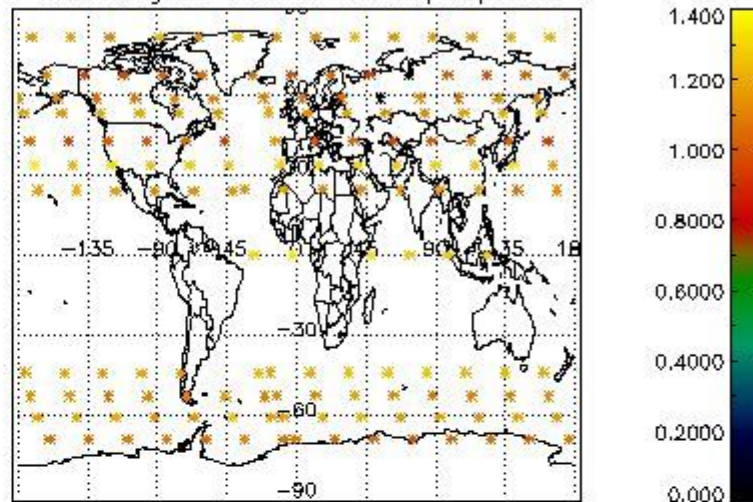
*4.2 Plot quality information per product coming from level 1b processing (world map)*

*4.2.1 Plot level 1 quality information per product (world map): ENVISAT ASCENDING passes*

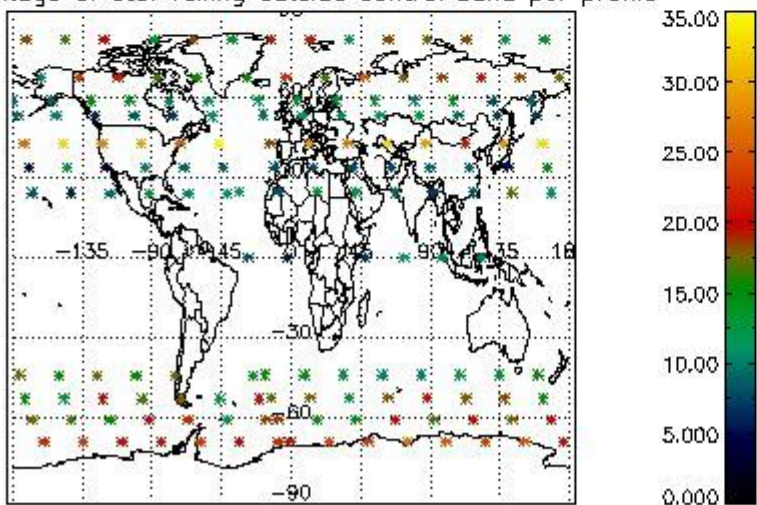
Percentage of cosmic ray hits per profile



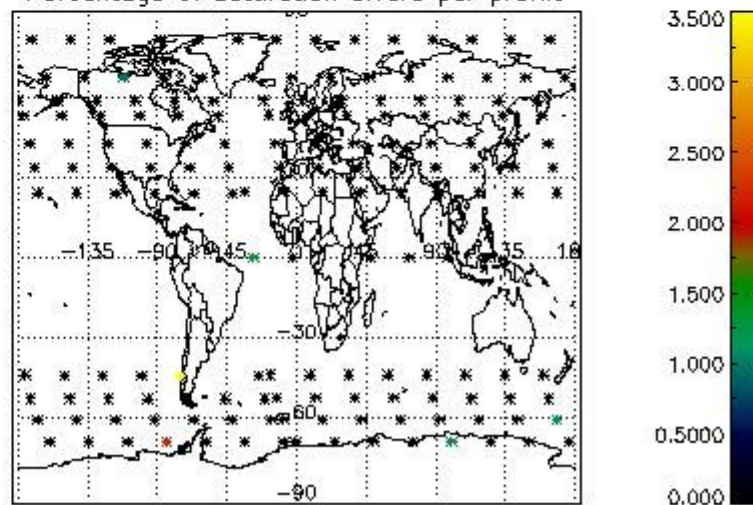
Percentage of datation errors per profile



Percentage of star falling outside central band per profile

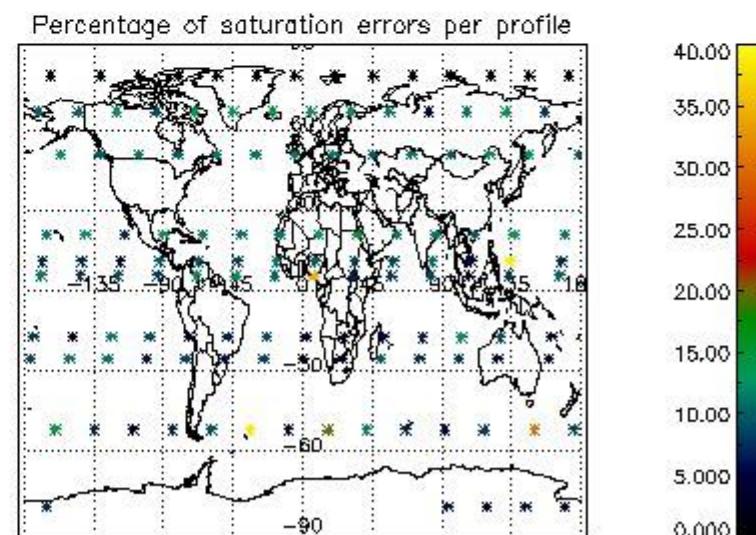
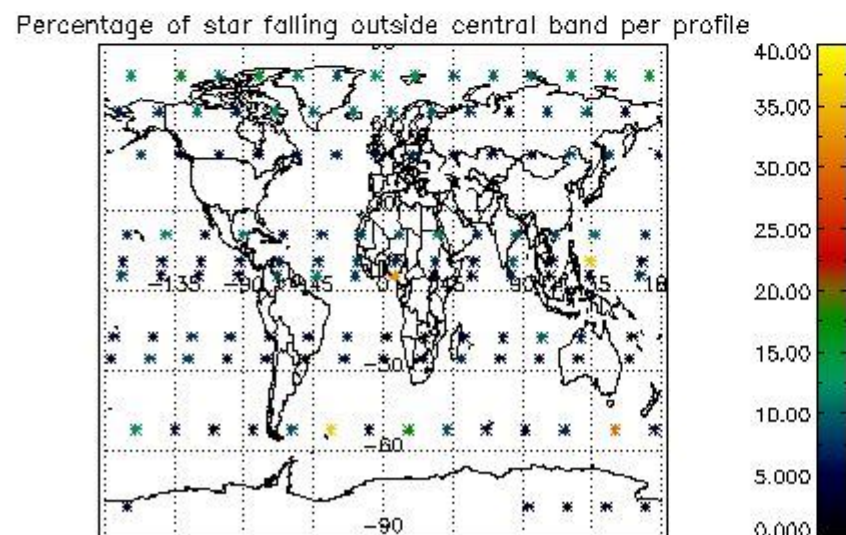
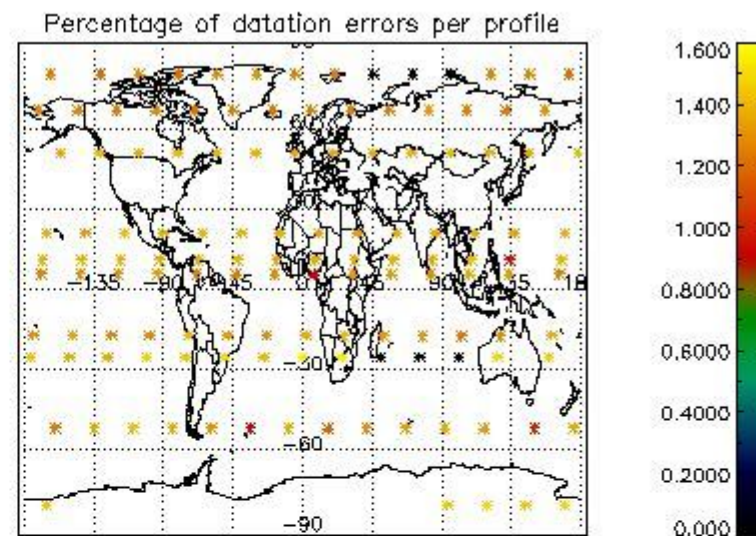
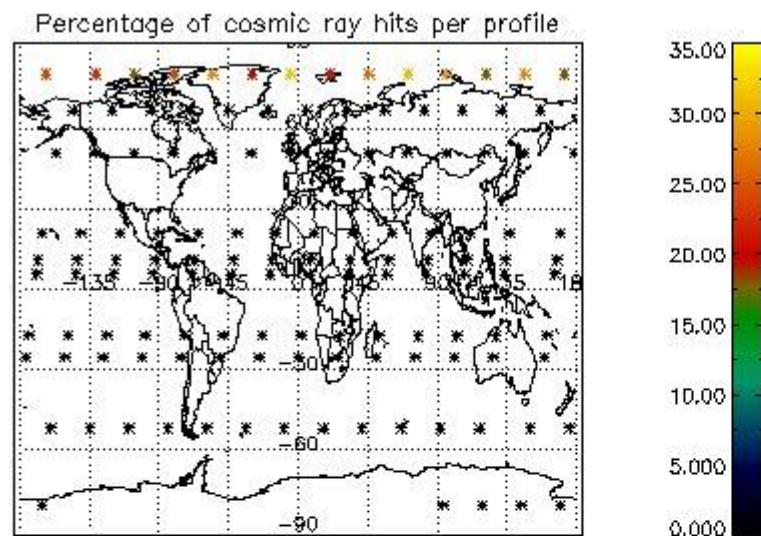


Percentage of saturation errors per profile



4.2.2 Plot level 1 quality information per product (world map): ENVISAT DESCENDING passes





## 5. Trace gas profiles

### 5.1 Ozone statistics based on quality of products

The final quality of the products can be "measured" using the STD (Standard Deviation) attached to every point profile. This information is written to the parameter GOM\_NL\_\_2P/NL\_LOCAL\_SPECIES\_DENSITY/o3\_std of the level 2 products. The table below shows the statistics for given STD ranges.

The statistics are given with respect to the overall valid production:

- Products without fatal errors: GOM\_NL\_\_2P/MPH/PRODUCT\_ERR=0
- Valid point profile: GOM\_NL\_\_2P/NL\_LOCAL\_SPECIES\_DENSITY/pcd(0)=0

The 'Criteria' is applied to valid points of dark limb products:

- Products in dark limb illumination condition: GOM\_NL\_\_2P/NL\_SUMMARY\_QUALITY/obs\_ill\_cond=0
- Products without fatal errors: GOM\_NL\_\_2P/MPH/PRODUCT\_ERR=0
- Valid point profile: GOM\_NL\_\_2P/NL\_LOCAL\_SPECIES\_DENSITY/pcd(0)=0

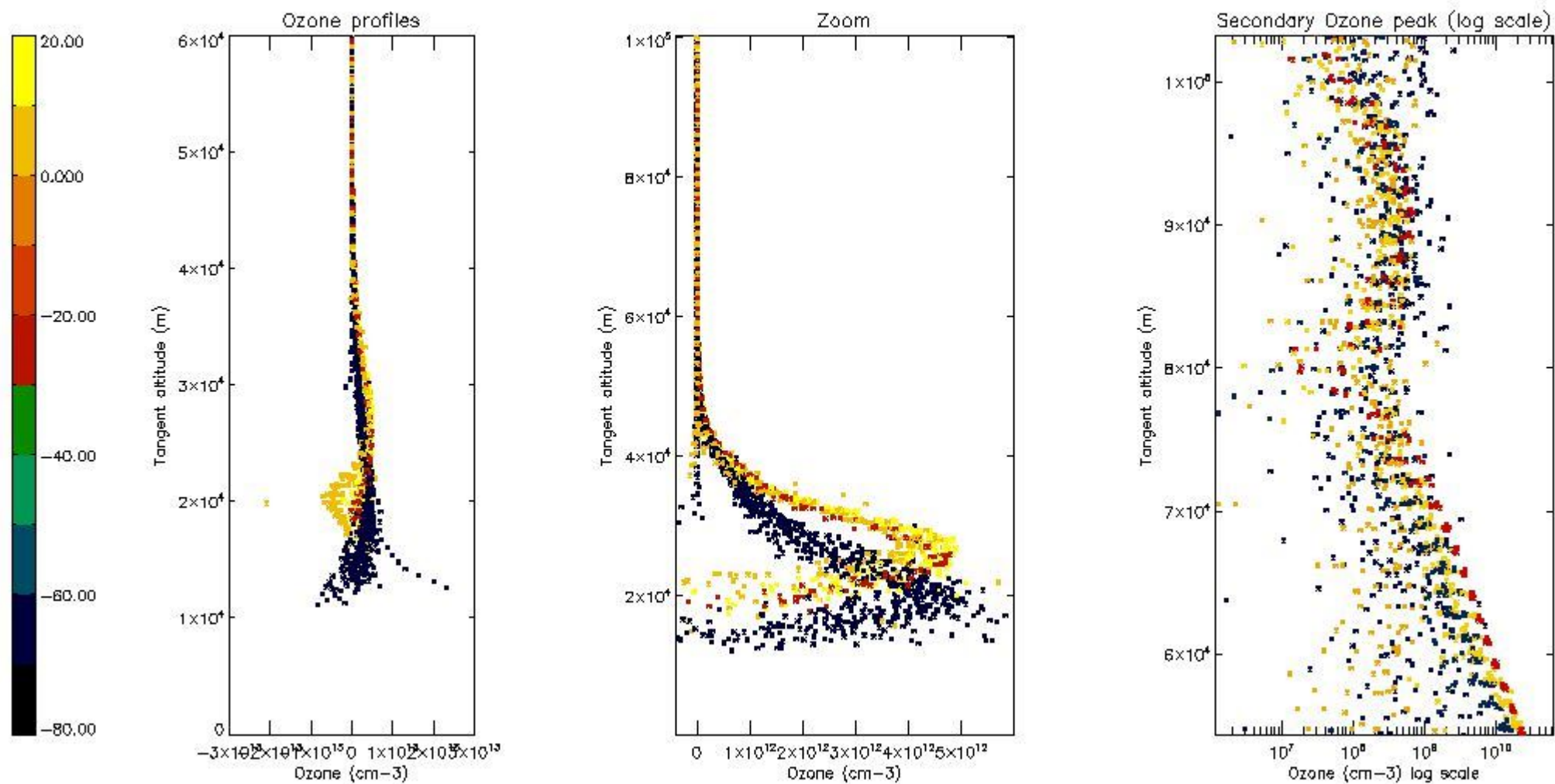
So, the table below shows the percentage of dark limb and valid observations for each criteria with respect to the overall valid daily observations.

Criteria	% of total production
All STD	22
STD < 20	8

STD < 10	4
STD < 5	1

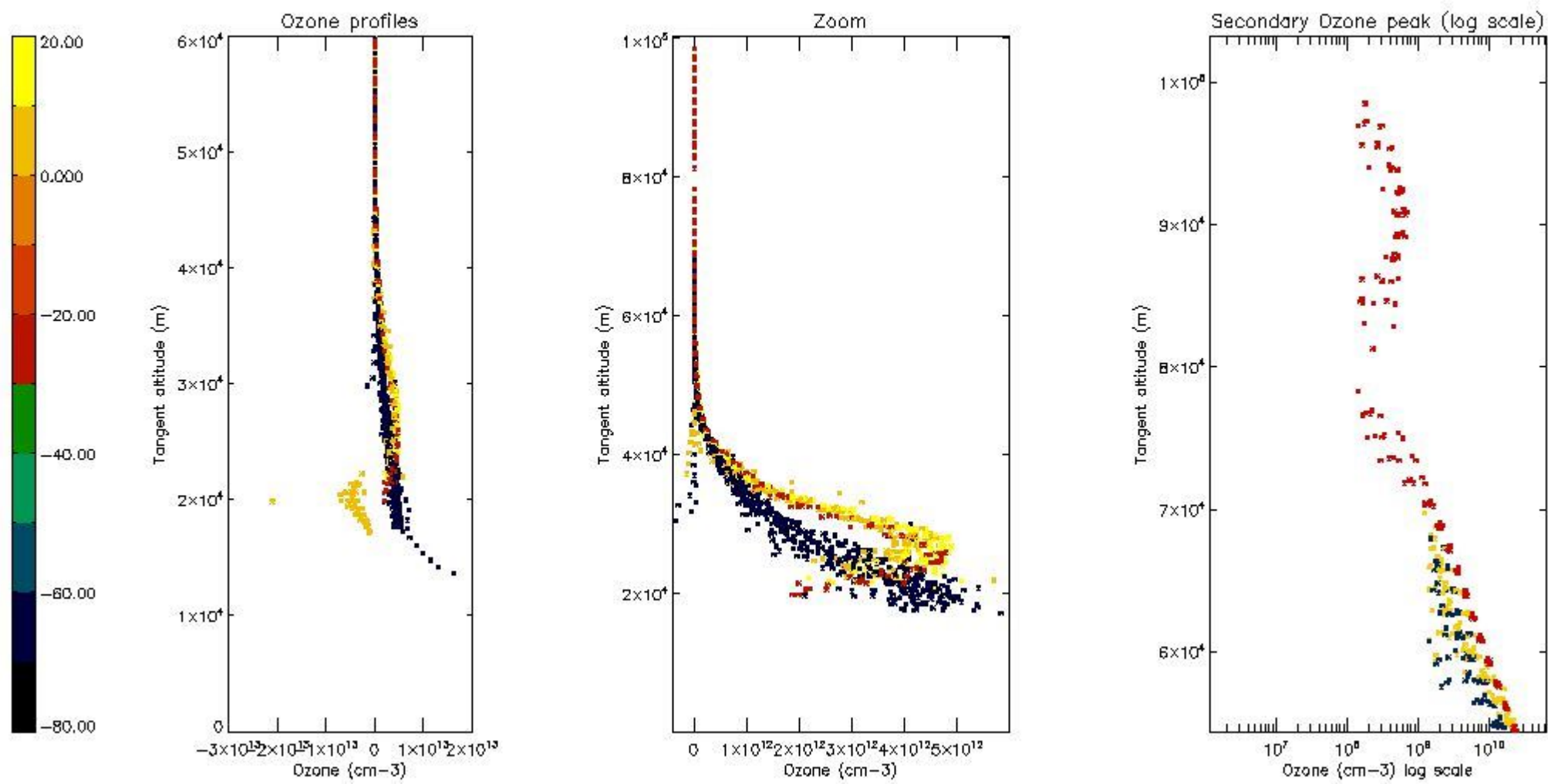
5.2 Plot ozone profiles for all STD (dark without errors)

The colorbar represents the latitude.



5.3 Plot ozone profiles where STD < 20% (dark without errors)

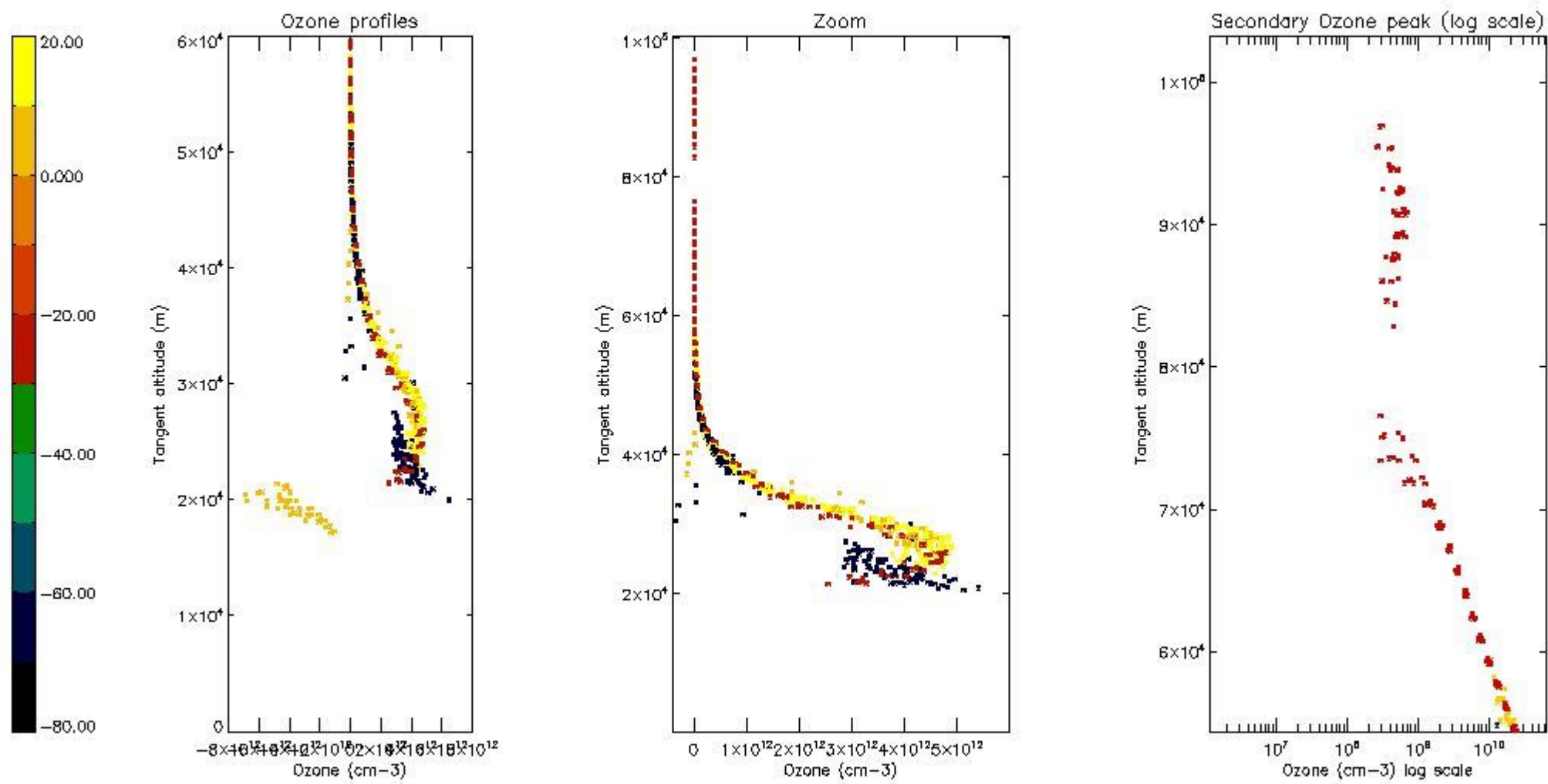
The colorbar represents the latitude.



*5.4 Plot ozone profiles where STD < 10% (dark without errors)*

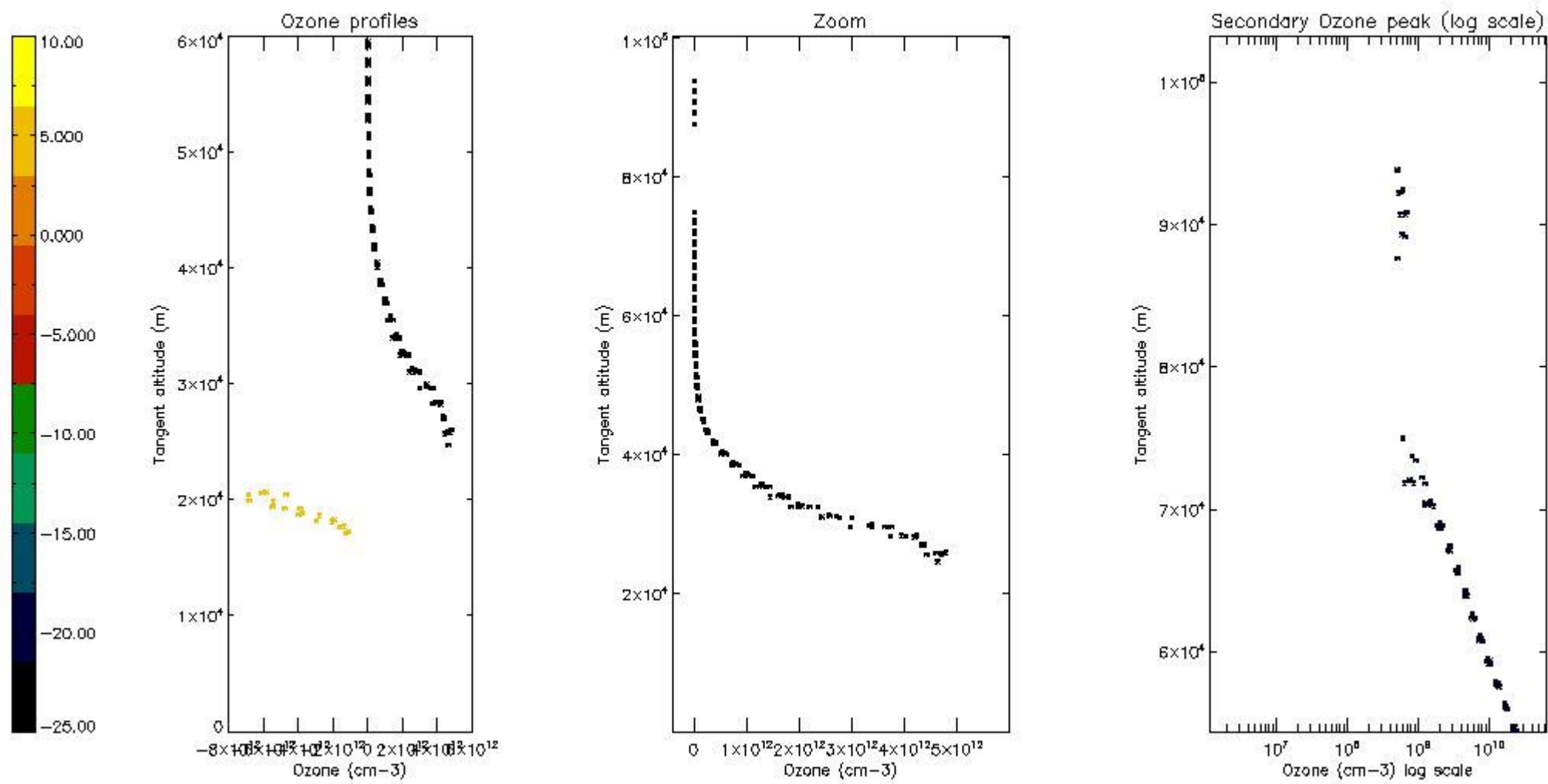
The colorbar represents the latitude.





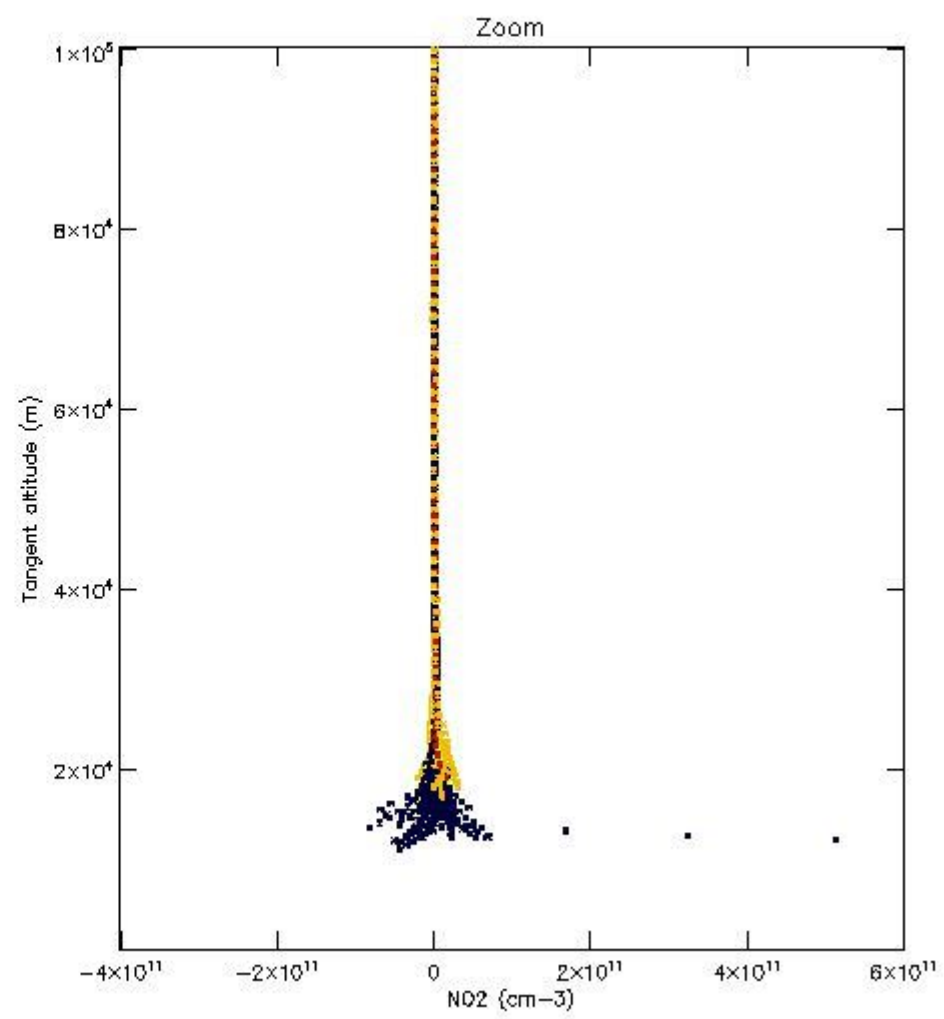
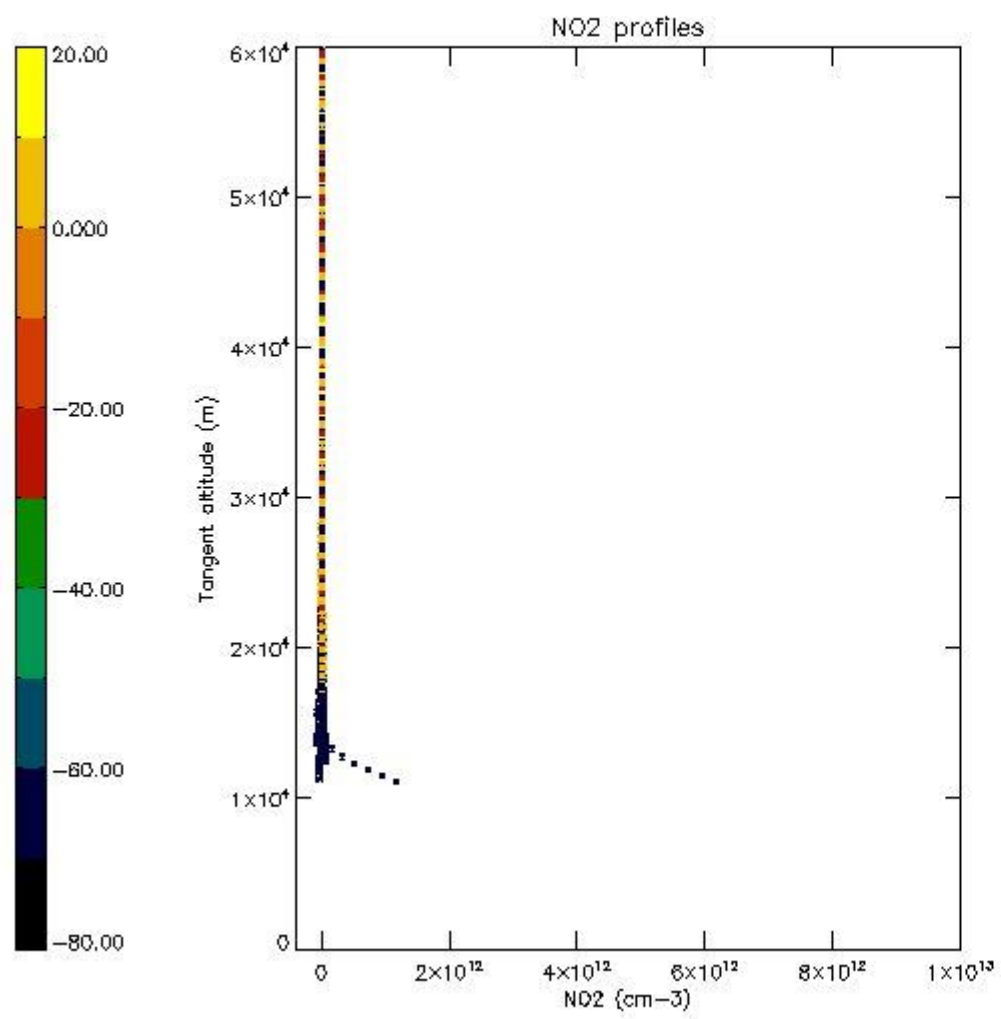
*5.5 Plot ozone profiles where STD < 5% (dark without errors)*

The colorbar represents the latitude.



*5.6 Plot NO<sub>2</sub> profiles for all STD (dark without errors)*

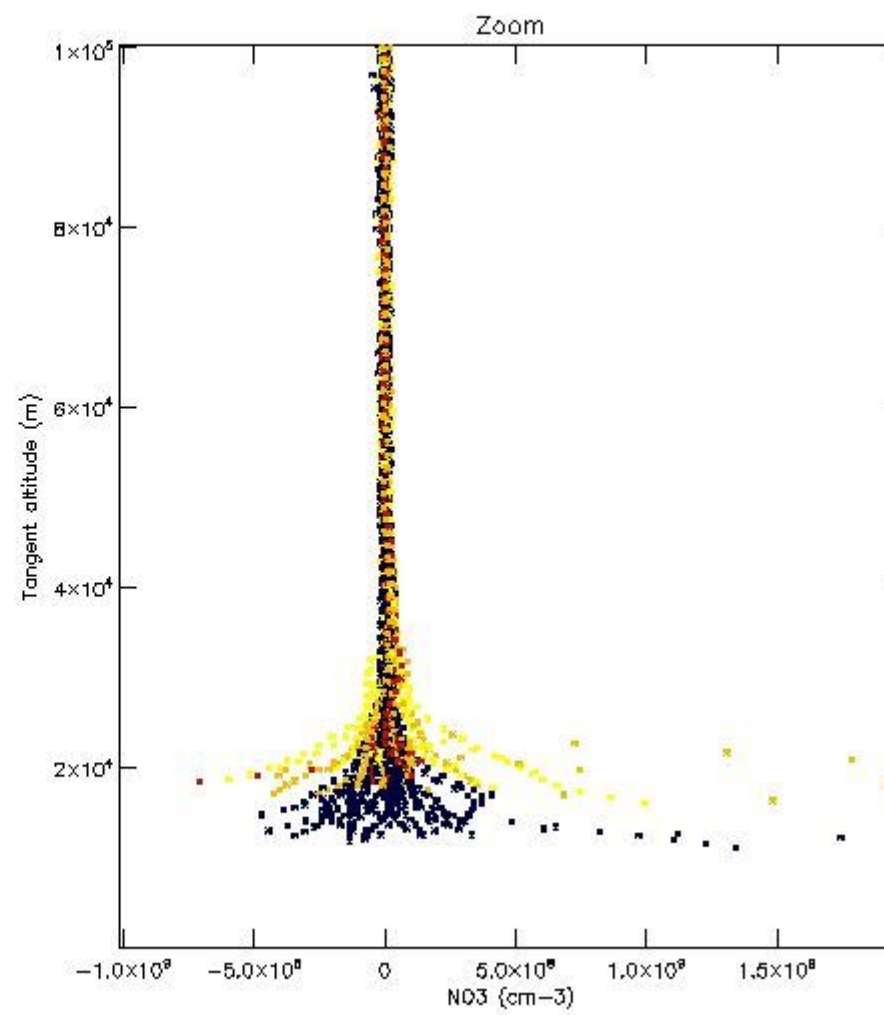
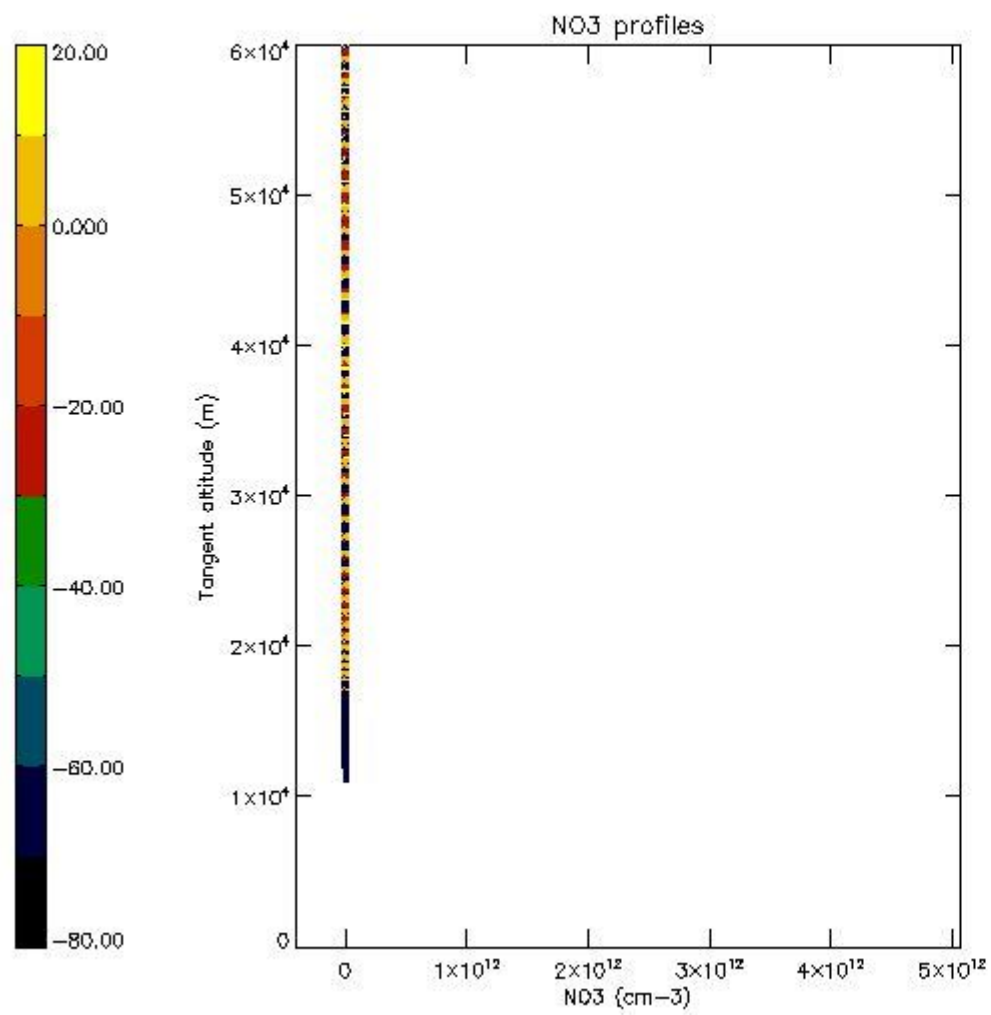
The colorbar represents the latitude.



*5.7 Plot NO3 profiles for all STD (dark without errors)*

The colorbar represents the latitude.





## 6. Auxiliary Data Files used for the production reported in section 2

The number reported in the third column indicates since which file (see list in section 2) the corresponding auxiliary file has been used. The fourth column is the date of those product files.

Type	Auxiliary Filename	Used since product	Used since product date
INST_PHYS_CHARACTERISTICS	GOM_INS_AXVIEC20091111_143220_20030716_120000_20500101_000000	1	08-APR-2007 00:03:33
LEVEL-2_PROC_CONFIG	GOM_PR2_AXVIEC20091111_152718_20020301_000000_20500101_000000	1	08-APR-2007 00:03:33
CROSS_SECTIONS_FILE	GOM_CRS_AXVIEC20091111_154832_20020301_000000_20500101_000000	1	08-APR-2007 00:03:33

# GOMOS Level 2 Daily Report

## SUMMARY

### [1. General Info](#)

### [2. Summary of processed GOM\\_NL\\_2P products](#)

### [3. Level 2 Quality information per product](#)

#### [3.1 Plot of level 2 quality information per product \(time dependant\)](#)

#### [3.2 Plot of level 2 quality information per product \(world map\)](#)

### [4. Level 1 Quality information per product \(stored on level 2 products\)](#)

#### [4.1 Plot of level 1 quality information per product \(time dependant\)](#)

##### [4.1.1 Plot of level 1 quality information per product \(time dependant\): ASCENDING](#)

##### [4.1.2 Plot of level 1 quality information per product \(time dependant\): DESCENDING](#)

#### [4.2 Plot of level 1 quality information per product \(world map\)](#)

##### [4.2.1 Plot of level 1 quality information per product \(world map\): ASCENDING](#)

##### [4.2.2 Plot of level 1 quality information per product \(world map\): DESCENDING](#)

### [5. Ozone profiles based on quality statistics and other trace gas profiles](#)

#### [5.1 Ozone statistics based on quality of products](#)

#### [5.2 Plot ozone profiles for all STD \(dark without errors\)](#)

#### [5.3 Plot ozone profiles where STD < 20% \(dark without errors\)](#)

#### [5.4. Plot ozone profiles where STD < 10% \(dark without errors\)](#)

#### [5.5. Plot ozone profiles where STD < 5% \(dark without errors\)](#)

#### [5.6 Plot NO2 profiles for all STD \(dark without errors\)](#)

#### [5.7 Plot NO3 profiles for all STD \(dark without errors\)](#)

#### [5.8 Plot H2O profiles \(only for occultations of stars 1,2,3,4,13,14,16,26,63 dark without errors\) for all STD](#)

### [6. Auxiliary Data Files used for the production reported in section 2](#)

This report presents the daily analysis on parameters extracted from GOMOS level 2 data (GOM\_NL\_\_2P). It is intended to monitor some important parameters that will impact the quality of these products. A list of level 2 products (and content) that have arrived during the reporting day to the PCF is also given.

Item	Value
Time of report generation	22APR2013 18:11:33
Data source version	GOMOS/6.01
Start time of products	08-04-2007 (08APR2007 00:00:00)
Stop time of products	09-04-2007 (09APR2007 00:00:00)
Store outputs in DB	Yes
Nb of level 2 prods	295
Nb of prods with errors	0

## 2. Summary of processed GOM\_NL\_\_2P products.

Nr	Filename	UTC Start time	Limb	Duration	Star Id	Star Name	Star Mag	Star Temp	Nb Meas	Orbit	Prod. error
1	GOM_NL__2PRFIN20070408_000333_000000472057_00073_26680_7719.N1	08-APR-2007 00:03:33	Twilight	47.000	61	8Eps Peg	2.1000	3900.0	94	26680	No
2	GOM_NL__2PRFIN20070408_000602_000000432057_00073_26680_7720.N1	08-APR-2007 00:06:02	Twilight	43.000	162	34Alp Aqr	2.9440	5350.0	86	26680	No
3	GOM_NL__2PRFIN20070408_000819_000000462057_00073_26680_7721.N1	08-APR-2007 00:08:19	Dark	46.000	154	22Bet Aqr	2.8990	5700.0	92	26680	No
4	GOM_NL__2PRFIN20070408_001049_000000412057_00073_26680_7722.N1	08-APR-2007 00:10:49	Dark	40.500	142	49Del Cap	2.8500	8900.0	81	26680	No
5	GOM_NL__2PRFIN20070408_002957_000000442057_00074_26681_7718.N1	08-APR-2007 00:29:57	Dark	44.000	141	Bet Ara	2.8400	4600.0	88	26681	No
6	GOM_NL__2PRFIN20070408_003237_000000402057_00074_26681_7719.N1	08-APR-2007 00:32:37	Dark	39.500	134	Bet TrA	2.8100	6600.0	79	26681	No
7	GOM_NL__2PRFIN20070408_003510_000000542057_00074_26681_7720.N1	08-APR-2007 00:35:10	Straylight	54.000	4	Alp1Cen	-0.010000	5800.0	108	26681	No
8	GOM_NL__2PRFIN20070408_003808_000000442057_00074_26681_7721.N1	08-APR-2007 00:38:08	Straylight	44.000	78	Alp Lup	2.3040	28000.	88	26681	No
9	GOM_NL__2PRFIN20070408_003945_000000462057_00074_26681_7722.N1	08-APR-2007 00:39:45	Straylight	45.500	81	Eta Cen	2.3560	28000.	91	26681	No
10	GOM_NL__2PRFIN20070408_004219_000000482057_00074_26681_7723.N1	08-APR-2007 00:42:19	Straylight	48.000	54	5The Cen	2.0550	4500.0	96	26681	No
11	GOM_NL__2PRFIN20070408_004752_000000452057_00074_26681_7724.N1	08-APR-2007 00:47:52	Twilight	45.000	106	9Bet Crv	2.6480	5600.0	90	26681	No
12	GOM_NL__2PRFIN20070408_004945_000000402057_00074_26681_7725.N1	08-APR-2007 00:49:45	Twilight	40.000	100	4Gam Crv	2.5800	13100.	80	26681	No
13	GOM_NL__2PRFIN20070408_005429_000000392057_00074_26681_7726.N1	08-APR-2007 00:54:29	Bright	38.500	121	29Gam Vir	2.7400	7200.0	77	26681	No
14	GOM_NL__2PRFIN20070408_005909_000000372057_00074_26681_7727.N1	08-APR-2007 00:59:09	Bright	36.500	62	94Bet Leo	2.1360	9700.0	73	26681	No
15	GOM_NL__2PRFIN20070408_010738_000000372057_00074_26681_7728.N1	08-APR-2007 01:07:38	Bright	37.000	174	52Psi UMa	3.0040	4400.0	74	26681	No
16	GOM_NL__2PRFIN20070408_011024_000000542057_00074_26681_7729.N1	08-APR-2007 01:10:24	Bright	54.000	87	64Gam UMa	2.4330	11000.	108	26681	No
17	GOM_NL__2PRFIN20070408_011156_000000382057_00074_26681_7730.N1	08-APR-2007 01:11:56	Bright	38.000	32	77Eps UMa	1.7630	11000.	76	26681	No
18	GOM_NL__2PRFIN20070408_011821_000000392057_00074_26681_7731.N1	08-APR-2007 01:18:21	Bright	39.000	60	7Bet UMi	2.0810	3950.0	78	26681	No
19	GOM_NL__2PRFIN20070408_012035_000000342057_00074_26681_7732.N1	08-APR-2007 01:20:35	Bright	33.500	49	1Alp UMi	1.9900	6300.0	67	26681	No
20	GOM_NL__2PRFIN20070408_012808_000000382057_00074_26681_7733.N1	08-APR-2007 01:28:08	Bright	37.500	89	5Alp Cep	2.4510	8000.0	75	26681	No
21	GOM_NL__2PRFIN20070408_014409_000000462057_00074_26681_7734.N1	08-APR-2007 01:44:09	Twilight	45.500	61	8Eps Peg	2.1000	3900.0	91	26681	No
22	GOM_NL__2PRFIN20070408_014638_000000402057_00074_26681_7735.N1	08-APR-2007 01:46:38	Twilight	40.000	162	34Alp Aqr	2.9440	5350.0	80	26681	No
23	GOM_NL__2PRFIN20070408_014856_000000432057_00074_26681_7736.N1	08-APR-2007 01:48:56	Dark	42.500	154	22Bet Aqr	2.8990	5700.0	85	26681	No
24	GOM_NL__2PRFIN20070408_021034_000000442057_00075_26682_7729.N1	08-APR-2007 02:10:34	Dark	44.000	141	Bet Ara	2.8400	4600.0	88	26682	No
25	GOM_NL__2PRFIN20070408_021314_000000392057_00075_26682_7730.N1	08-APR-2007 02:13:14	Dark	39.000	134	Bet TrA	2.8100	6600.0	78	26682	No
26	GOM_NL__2PRFIN20070408_021547_000000482057_00075_26682_7731.N1	08-APR-2007 02:15:47	Straylight	47.500	4	Alp1Cen	-0.010000	5800.0	95	26682	No
27	GOM_NL__2PRFIN20070408_021845_000000432057_00075_26682_7732.N1	08-APR-2007 02:18:45	Straylight	42.500	78	Alp Lup	2.3040	28000.	85	26682	No
28	GOM_NL__2PRFIN20070408_022021_000000452057_00075_26682_7733.N1	08-APR-2007 02:20:21	Straylight	45.000	81	Eta Cen	2.3560	28000.	90	26682	No
29	GOM_NL__2PRFIN20070408_022255_000000492057_00075_26682_7734.N1	08-APR-2007 02:22:55	Straylight	48.500	54	5The Cen	2.0550	4500.0	97	26682	No
30	GOM_NL__2PRFIN20070408_022828_000000432057_00075_26682_7735.N1	08-APR-2007 02:28:28	Twilight	42.500	106	9Bet Crv	2.6480	5600.0	85	26682	No
31	GOM_NL__2PRFIN20070408_023021_000000422057_00075_26682_7736.N1	08-APR-2007 02:30:21	Twilight	41.500	100	4Gam Crv	2.5800	13100.	83	26682	No
32	GOM_NL__2PRFIN20070408_023505_000000412057_00075_26682_7737.N1	08-APR-2007 02:35:05	Bright	41.000	121	29Gam Vir	2.7400	7200.0	82	26682	No
33	GOM_NL__2PRFIN20070408_023945_000000372057_00075_26682_7738.N1	08-APR-2007 02:39:45	Bright	37.000	62	94Bet Leo	2.1360	9700.0	74	26682	No
34	GOM_NL__2PRFIN20070408_024814_000000362057_00075_26682_7739.N1	08-APR-2007 02:48:14	Bright	36.000	174	52Psi UMa	3.0040	4400.0	72	26682	No
35	GOM_NL__2PRFIN20070408_025100_000000352057_00075_26682_7740.N1	08-APR-2007 02:51:00	Bright	35.000	87	64Gam UMa	2.4330	11000.	70	26682	No
36	GOM_NL__2PRFIN20070408_025231_000000372057_00075_26682_7741.N1	08-APR-2007 02:52:31	Bright	36.500	32	77Eps UMa	1.7630	11000.	73	26682	No
37	GOM_NL__2PRFIN20070408_025857_000000412057_00075_26682_7742.N1	08-APR-2007 02:58:57	Bright	40.500	60	7Bet UMi	2.0810	3950.0	81	26682	No
38	GOM_NL__2PRFIN20070408_030111_000000342057_00075_26682_7743.N1	08-APR-2007 03:01:11	Bright	34.000	49	1Alp UMi	1.9900	6300.0	68	26682	No
39	GOM_NL__2PRFIN20070408_030844_000000372057_00075_26682_7744.N1	08-APR-2007 03:08:44	Bright	36.500	89	5Alp Cep	2.4510	8000.0	73	26682	No
40	GOM_NL__2PRFIN20070408_032446_000000482057_00075_26682_7745.N1	08-APR-2007 03:24:46	Twilight	47.500	61	8Eps Peg	2.1000	3900.0	95	26682	No
41	GOM_NL__2PRFIN20070408_032714_000000442057_00075_26682_7746.N1	08-APR-2007 03:27:14	Twilight	43.500	162	34Alp Aqr	2.9440	5350.0	87	26682	No
42	GOM_NL__2PRFIN20070408_032932_000000452057_00075_26682_7747.N1	08-APR-2007 03:29:32	Dark	45.000	154	22Bet Aqr	2.8990	5700.0	90	26682	No



43	GOM_NL__2PRFIN20070408_033202_000000432057_00075_26682_7748.N1	08-APR-2007 03:32:02	Dark	43.000	142	49Del Cap	2.8500	8900.0	86	26682	No
44	GOM_NL__2PRFIN20070408_035110_000000452057_00076_26683_7751.N1	08-APR-2007 03:51:10	Dark	45.000	141	Bet Ara	2.8400	4600.0	90	26683	No
45	GOM_NL__2PRFIN20070408_035350_000000402057_00076_26683_7752.N1	08-APR-2007 03:53:50	Dark	40.000	134	Bet TrA	2.8100	6600.0	80	26683	No
46	GOM_NL__2PRFIN20070408_035623_000000512057_00076_26683_7753.N1	08-APR-2007 03:56:23	Straylight	50.500	4	Alp1Cen	-0.010000	5800.0	101	26683	No
47	GOM_NL__2PRFIN20070408_035921_000000422057_00076_26683_7754.N1	08-APR-2007 03:59:21	Straylight	42.000	78	Alp Lup	2.3040	28000.	84	26683	No
48	GOM_NL__2PRFIN20070408_040058_000000472057_00076_26683_7755.N1	08-APR-2007 04:00:58	Straylight	47.000	81	Eta Cen	2.3560	28000.	94	26683	No
49	GOM_NL__2PRFIN20070408_040332_000000522057_00076_26683_7756.N1	08-APR-2007 04:03:32	Straylight	51.500	54	5The Cen	2.0550	4500.0	103	26683	No
50	GOM_NL__2PRFIN20070408_040904_000000442057_00076_26683_7757.N1	08-APR-2007 04:09:04	Twi_and_stray	43.500	106	9Bet Crv	2.6480	5600.0	87	26683	No
51	GOM_NL__2PRFIN20070408_041057_000000402057_00076_26683_7758.N1	08-APR-2007 04:10:57	Twi_and_stray	39.500	100	4Gam Crv	2.5800	13100.	79	26683	No
52	GOM_NL__2PRFIN20070408_041541_000000402057_00076_26683_7759.N1	08-APR-2007 04:15:41	Bright	40.000	121	29Gam Vir	2.7400	7200.0	80	26683	No
53	GOM_NL__2PRFIN20070408_042021_000000362057_00076_26683_7760.N1	08-APR-2007 04:20:21	Bright	35.500	62	94Bet Leo	2.1360	9700.0	71	26683	No
54	GOM_NL__2PRFIN20070408_042850_000000372057_00076_26683_7761.N1	08-APR-2007 04:28:50	Bright	36.500	174	52Psi UMa	3.0040	4400.0	73	26683	No
55	GOM_NL__2PRFIN20070408_043136_000000372057_00076_26683_7762.N1	08-APR-2007 04:31:36	Bright	37.000	87	64Gam UMa	2.4330	11000.	74	26683	No
56	GOM_NL__2PRFIN20070408_043307_000000392057_00076_26683_7763.N1	08-APR-2007 04:33:07	Bright	39.000	32	77Eps UMa	1.7630	11000.	78	26683	No
57	GOM_NL__2PRFIN20070408_043932_000000382057_00076_26683_7764.N1	08-APR-2007 04:39:32	Bright	38.000	60	7Bet UMi	2.0810	3950.0	76	26683	No
58	GOM_NL__2PRFIN20070408_044147_000000352057_00076_26683_7765.N1	08-APR-2007 04:41:47	Bright	34.500	49	1Alp UMi	1.9900	6300.0	69	26683	No
59	GOM_NL__2PRFIN20070408_044920_000000382057_00076_26683_7766.N1	08-APR-2007 04:49:20	Bright	37.500	89	5Alp Cep	2.4510	8000.0	75	26683	No
60	GOM_NL__2PRFIN20070408_050522_000000462057_00076_26683_7767.N1	08-APR-2007 05:05:22	Twi_and_stray	46.000	61	8Eps Peg	2.1000	3900.0	92	26683	No
61	GOM_NL__2PRFIN20070408_050751_000000442057_00076_26683_7768.N1	08-APR-2007 05:07:51	Twilight	43.500	162	34Alp Aqr	2.9440	5350.0	87	26683	No
62	GOM_NL__2PRFIN20070408_051008_000000452057_00076_26683_7769.N1	08-APR-2007 05:10:08	Dark	45.000	154	22Bet Aqr	2.8990	5700.0	90	26683	No
63	GOM_NL__2PRFIN20070408_051238_000000422057_00076_26683_7770.N1	08-APR-2007 05:12:38	Dark	42.000	142	49Del Cap	2.8500	8900.0	84	26683	No
64	GOM_NL__2PRFIN20070408_053147_000000432057_00077_26684_7767.N1	08-APR-2007 05:31:47	Dark	43.000	141	Bet Ara	2.8400	4600.0	86	26684	No
65	GOM_NL__2PRFIN20070408_053427_000000382057_00077_26684_7768.N1	08-APR-2007 05:34:27	Dark	37.500	134	Bet TrA	2.8100	6600.0	75	26684	No
66	GOM_NL__2PRFIN20070408_053659_000000492057_00077_26684_7769.N1	08-APR-2007 05:36:59	Straylight	49.000	4	Alp1Cen	-0.010000	5800.0	98	26684	No
67	GOM_NL__2PRFIN20070408_053958_000000422057_00077_26684_7770.N1	08-APR-2007 05:39:58	Straylight	41.500	78	Alp Lup	2.3040	28000.	83	26684	No
68	GOM_NL__2PRFIN20070408_054134_000000472057_00077_26684_7771.N1	08-APR-2007 05:41:34	Straylight	47.000	81	Eta Cen	2.3560	28000.	94	26684	No
69	GOM_NL__2PRFIN20070408_054408_000000522057_00077_26684_7772.N1	08-APR-2007 05:44:08	Straylight	52.000	54	5The Cen	2.0550	4500.0	104	26684	No
70	GOM_NL__2PRFIN20070408_054940_000000412057_00077_26684_7773.N1	08-APR-2007 05:49:40	Twi_and_stray	41.000	106	9Bet Crv	2.6480	5600.0	82	26684	No
71	GOM_NL__2PRFIN20070408_055133_000000402057_00077_26684_7774.N1	08-APR-2007 05:51:33	Twi_and_stray	39.500	100	4Gam Crv	2.5800	13100.	79	26684	No
72	GOM_NL__2PRFIN20070408_055617_000000382057_00077_26684_7775.N1	08-APR-2007 05:56:17	Bright	37.500	121	29Gam Vir	2.7400	7200.0	75	26684	No
73	GOM_NL__2PRFIN20070408_060057_000000362057_00077_26684_7776.N1	08-APR-2007 06:00:57	Bright	36.000	62	94Bet Leo	2.1360	9700.0	72	26684	No
74	GOM_NL__2PRFIN20070408_060926_000000362057_00077_26684_7777.N1	08-APR-2007 06:09:26	Bright	36.000	174	52Psi UMa	3.0040	4400.0	72	26684	No
75	GOM_NL__2PRFIN20070408_061212_000000362057_00077_26684_7778.N1	08-APR-2007 06:12:12	Bright	36.000	87	64Gam UMa	2.4330	11000.	72	26684	No
76	GOM_NL__2PRFIN20070408_061343_000000382057_00077_26684_7779.N1	08-APR-2007 06:13:43	Bright	38.000	32	77Eps UMa	1.7630	11000.	76	26684	No
77	GOM_NL__2PRFIN20070408_062008_000000382057_00077_26684_7780.N1	08-APR-2007 06:20:08	Bright	38.000	60	7Bet UMi	2.0810	3950.0	76	26684	No
78	GOM_NL__2PRFIN20070408_062223_000000362057_00077_26684_7781.N1	08-APR-2007 06:22:23	Bright	35.500	49	1Alp UMi	1.9900	6300.0	71	26684	No
79	GOM_NL__2PRFIN20070408_062956_000000392057_00077_26684_7782.N1	08-APR-2007 06:29:56	Bright	39.000	89	5Alp Cep	2.4510	8000.0	78	26684	No
80	GOM_NL__2PRFIN20070408_064558_000000462057_00077_26684_7783.N1	08-APR-2007 06:45:58	Twi_and_stray	46.000	61	8Eps Peg	2.1000	3900.0	92	26684	No
81	GOM_NL__2PRFIN20070408_064827_000000422057_00077_26684_7784.N1	08-APR-2007 06:48:27	Twilight	41.500	162	34Alp Aqr	2.9440	5350.0	83	26684	No
82	GOM_NL__2PRFIN20070408_065045_000000472057_00077_26684_7785.N1	08-APR-2007 06:50:45	Dark	47.000	154	22Bet Aqr	2.8990	5700.0	94	26684	No
83	GOM_NL__2PRFIN20070408_065314_000000432057_00077_26684_7786.N1	08-APR-2007 06:53:14	Dark	43.000	142	49Del Cap	2.8500	8900.0	86	26684	No
84	GOM_NL__2PRFIN20070408_071224_000000412057_00078_26685_7783.N1	08-APR-2007 07:12:24	Dark	41.000	141	Bet Ara	2.8400	4600.0	82	26685	No
85	GOM_NL__2PRFIN20070408_071503_000000412057_00078_26685_7784.N1	08-APR-2007 07:15:03	Dark	40.500	134	Bet TrA	2.8100	6600.0	81	26685	No
86	GOM_NL__2PRFIN20070408_071736_000000532057_00078_26685_7785.N1	08-APR-2007 07:17:36	Straylight	52.500	4	Alp1Cen	-0.010000	5800.0	105	26685	No
87	GOM_NL__2PRFIN20070408_072035_000000442057_00078_26685_7786.N1	08-APR-2007 07:20:35	Straylight	43.500	78	Alp Lup	2.3040	28000.	87	26685	No
88	GOM_NL__2PRFIN20070408_072211_000000442057_00078_26685_7787.N1	08-APR-2007 07:22:11	Straylight	44.000	81	Eta Cen	2.3560	28000.	88	26685	No
89	GOM_NL__2PRFIN20070408_072444_000000452057_00078_26685_7788.N1	08-APR-2007 07:24:44	Straylight	44.500	54	5The Cen	2.0550	4500.0	89	26685	No
90	GOM_NL__2PRFIN20070408_073017_000000422057_00078_26685_7789.N1	08-APR-2007 07:30:17	Twi_and_stray	41.500	106	9Bet Crv	2.6480	5600.0	83	26685	No
91	GOM_NL__2PRFIN20070408_073210_000000382057_00078_26685_7790.N1	08-APR-2007 07:32:10	Twi_and_stray	37.500	100	4Gam Crv	2.5800	13100.	75	26685	No
92	GOM_NL__2PRFIN20070408_073653_000000402057_00078_26685_7791.N1	08-APR-2007 07:36:53	Bright	40.000	121	29Gam Vir	2.7400	7200.0	80	26685	No
93	GOM_NL__2PRFIN20070408_074133_000000362057_00078_26685_7792.N1	08-APR-2007 07:41:33	Bright	36.000	62	94Bet Leo	2.1360	9700.0	72	26685	No
94	GOM_NL__2PRFIN20070408_075002_000000382057_00078_26685_7793.N1	08-APR-2007 07:50:02	Bright	37.500	174	52Psi UMa	3.0040	4400.0	75	26685	No
95	GOM_NL__2PRFIN20070408_075247_000000372057_00078_26685_7794.N1	08-APR-2007 07:52:47	Bright	36.500	87	64Gam UMa	2.4330	11000.	73	26685	No
96	GOM_NL__2PRFIN20070408_075418_000000382057_00078_26685_7795.N1	08-APR-2007 07:54:18	Bright	37.500	32	77Eps UMa	1.7630	11000.	75	26685	No
97	GOM_NL__2PRFIN20070408_080044_000000362057_00078_26685_7796.N1	08-APR-2007 08:00:44	Bright	35.500	60	7Bet UMi	2.0810	3950.0	71	26685	No
98	GOM_NL__2PRFIN20070408_080259_000000332057_00078_26685_7797.N1	08-APR-2007 08:02:59	Bright	32.500	49	1Alp UMi	1.9900	6300.0	65	26685	No
99	GOM_NL__2PRFIN20070408_081032_000000432057_00078_26685_7798.N1	08-APR-2007 08:10:32	Bright	42.500	89	5Alp Cep	2.4510	8000.0	85	26685	No
100	GOM_NL__2PRFIN20070408_082635_000000482057_00078_26685_7799.N1	08-APR-2007 08:26:35	Twi_and_stray	48.000	61	8Eps Peg	2.1000	3900.0	96	26685	No
101	GOM_NL__2PRFIN20070408_082903_000000422057_00078_26685_7800.N1	08-APR-2007 08:29:03	Twilight	42.000	162	34Alp Aqr	2.9440	5350.0	84	26685	No

102	GOM_NL__2PRFIN20070408_083121_000000432057_00078_26685_7801.N1	08-APR-2007 08:31:21	Dark	43.000	154	22Bet Aqr	2.8990	5700.0	86	26685	No
103	GOM_NL__2PRFIN20070408_083351_000000422057_00078_26685_7802.N1	08-APR-2007 08:33:51	Dark	42.000	142	49Del Cap	2.8500	8900.0	84	26685	No
104	GOM_NL__2PRFIN20070408_085301_000000432057_00079_26686_7797.N1	08-APR-2007 08:53:01	Dark	42.500	141	Bet Ara	2.8400	4600.0	85	26686	No
105	GOM_NL__2PRFIN20070408_085540_000000372057_00079_26686_7798.N1	08-APR-2007 08:55:40	Dark	37.000	134	Bet TrA	2.8100	6600.0	74	26686	No
106	GOM_NL__2PRFIN20070408_085812_000000482057_00079_26686_7799.N1	08-APR-2007 08:58:12	Straylight	48.000	4	Alp1Cen	-0.010000	5800.0	96	26686	No
107	GOM_NL__2PRFIN20070408_090111_000000432057_00079_26686_7800.N1	08-APR-2007 09:01:11	Straylight	43.000	78	Alp Lup	2.3040	28000.	86	26686	No
108	GOM_NL__2PRFIN20070408_090247_000000452057_00079_26686_7801.N1	08-APR-2007 09:02:47	Straylight	44.500	81	Eta Cen	2.3560	28000.	89	26686	No
109	GOM_NL__2PRFIN20070408_090521_000000492057_00079_26686_7802.N1	08-APR-2007 09:05:21	Straylight	48.500	54	5The Cen	2.0550	4500.0	97	26686	No
110	GOM_NL__2PRFIN20070408_091053_000000442057_00079_26686_7803.N1	08-APR-2007 09:10:53	Twi_and_stray	43.500	106	9Bet Crv	2.6480	5600.0	87	26686	No
111	GOM_NL__2PRFIN20070408_091246_000000392057_00079_26686_7804.N1	08-APR-2007 09:12:46	Twi_and_stray	38.500	100	4Gam Crv	2.5800	13100.	77	26686	No
112	GOM_NL__2PRFIN20070408_091729_000000412057_00079_26686_7805.N1	08-APR-2007 09:17:29	Bright	40.500	121	29Gam Vir	2.7400	7200.0	81	26686	No
113	GOM_NL__2PRFIN20070408_092209_000000372057_00079_26686_7806.N1	08-APR-2007 09:22:09	Bright	36.500	62	94Bet Leo	2.1360	9700.0	73	26686	No
114	GOM_NL__2PRFIN20070408_093038_000000372057_00079_26686_7807.N1	08-APR-2007 09:30:38	Bright	37.000	174	52Psi UMa	3.0040	4400.0	74	26686	No
115	GOM_NL__2PRFIN20070408_093323_000000372057_00079_26686_7808.N1	08-APR-2007 09:33:23	Bright	36.500	87	64Gam UMa	2.4330	11000.	73	26686	No
116	GOM_NL__2PRFIN20070408_093454_000000552057_00079_26686_7809.N1	08-APR-2007 09:34:54	Bright	54.500	32	77Eps UMa	1.7630	11000.	109	26686	No
117	GOM_NL__2PRFIN20070408_094119_000000372057_00079_26686_7810.N1	08-APR-2007 09:41:19	Bright	36.500	60	7Bet UMi	2.0810	3950.0	73	26686	No
118	GOM_NL__2PRFIN20070408_094335_000000322057_00079_26686_7811.N1	08-APR-2007 09:43:35	Bright	32.000	49	1Alp UMi	1.9900	6300.0	64	26686	No
119	GOM_NL__2PRFIN20070408_095108_000000372057_00079_26686_7812.N1	08-APR-2007 09:51:08	Bright	36.500	89	5Alp Cep	2.4510	8000.0	73	26686	No
120	GOM_NL__2PRFIN20070408_100711_000000482057_00079_26686_7813.N1	08-APR-2007 10:07:11	Twi_and_stray	47.500	61	8Eps Peg	2.1000	3900.0	95	26686	No
121	GOM_NL__2PRFIN20070408_100940_000000432057_00079_26686_7814.N1	08-APR-2007 10:09:40	Twilight	42.500	162	34Alp Aqr	2.9440	5350.0	85	26686	No
122	GOM_NL__2PRFIN20070408_101158_000000442057_00079_26686_7815.N1	08-APR-2007 10:11:58	Dark	43.500	154	22Bet Aqr	2.8990	5700.0	87	26686	No
123	GOM_NL__2PRFIN20070408_101427_000000432057_00079_26686_7816.N1	08-APR-2007 10:14:27	Dark	43.000	142	49Del Cap	2.8500	8900.0	86	26686	No
124	GOM_NL__2PRFIN20070408_103337_000000442057_00080_26687_7801.N1	08-APR-2007 10:33:37	Dark	44.000	141	Bet Ara	2.8400	4600.0	88	26687	No
125	GOM_NL__2PRFIN20070408_103616_000000422057_00080_26687_7802.N1	08-APR-2007 10:36:16	Dark	42.000	134	Bet TrA	2.8100	6600.0	84	26687	No
126	GOM_NL__2PRFIN20070408_103849_000000532057_00080_26687_7803.N1	08-APR-2007 10:38:49	Straylight	53.000	4	Alp1Cen	-0.010000	5800.0	106	26687	No
127	GOM_NL__2PRFIN20070408_104147_000000422057_00080_26687_7804.N1	08-APR-2007 10:41:47	Straylight	42.000	78	Alp Lup	2.3040	28000.	84	26687	No
128	GOM_NL__2PRFIN20070408_104324_000000452057_00080_26687_7805.N1	08-APR-2007 10:43:24	Straylight	44.500	81	Eta Cen	2.3560	28000.	89	26687	No
129	GOM_NL__2PRFIN20070408_104557_000000492057_00080_26687_7806.N1	08-APR-2007 10:45:57	Straylight	49.000	54	5The Cen	2.0550	4500.0	98	26687	No
130	GOM_NL__2PRFIN20070408_105129_000000432057_00080_26687_7807.N1	08-APR-2007 10:51:29	Twi_and_stray	43.000	106	9Bet Crv	2.6480	5600.0	86	26687	No
131	GOM_NL__2PRFIN20070408_105322_000000382057_00080_26687_7808.N1	08-APR-2007 10:53:22	Twi_and_stray	38.000	100	4Gam Crv	2.5800	13100.	76	26687	No
132	GOM_NL__2PRFIN20070408_105805_000000412057_00080_26687_7809.N1	08-APR-2007 10:58:05	Bright	40.500	121	29Gam Vir	2.7400	7200.0	81	26687	No
133	GOM_NL__2PRFIN20070408_110244_000000372057_00080_26687_7810.N1	08-APR-2007 11:02:44	Bright	36.500	62	94Bet Leo	2.1360	9700.0	73	26687	No
134	GOM_NL__2PRFIN20070408_111114_000000362057_00080_26687_7811.N1	08-APR-2007 11:11:14	Bright	36.000	174	52Psi UMa	3.0040	4400.0	72	26687	No
135	GOM_NL__2PRFIN20070408_111359_000000372057_00080_26687_7812.N1	08-APR-2007 11:13:59	Bright	37.000	87	64Gam UMa	2.4330	11000.	74	26687	No
136	GOM_NL__2PRFIN20070408_111529_000000392057_00080_26687_7813.N1	08-APR-2007 11:15:29	Bright	39.000	32	77Eps UMa	1.7630	11000.	78	26687	No
137	GOM_NL__2PRFIN20070408_112155_000000392057_00080_26687_7814.N1	08-APR-2007 11:21:55	Bright	39.000	60	7Bet UMi	2.0810	3950.0	78	26687	No
138	GOM_NL__2PRFIN20070408_112411_000000362057_00080_26687_7815.N1	08-APR-2007 11:24:11	Bright	35.500	49	1Alp UMi	1.9900	6300.0	71	26687	No
139	GOM_NL__2PRFIN20070408_113143_000000562057_00080_26687_7816.N1	08-APR-2007 11:31:43	Bright	56.000	89	5Alp Cep	2.4510	8000.0	112	26687	No
140	GOM_NL__2PRFIN20070408_114747_000000472057_00080_26687_7817.N1	08-APR-2007 11:47:47	Twi_and_stray	46.500	61	8Eps Peg	2.1000	3900.0	93	26687	No
141	GOM_NL__2PRFIN20070408_115016_000000442057_00080_26687_7818.N1	08-APR-2007 11:50:16	Twilight	43.500	162	34Alp Aqr	2.9440	5350.0	87	26687	No
142	GOM_NL__2PRFIN20070408_115234_000000442057_00080_26687_7819.N1	08-APR-2007 11:52:34	Dark	44.000	154	22Bet Aqr	2.8990	5700.0	88	26687	No
143	GOM_NL__2PRFIN20070408_115503_000000422057_00080_26687_7820.N1	08-APR-2007 11:55:03	Dark	41.500	142	49Del Cap	2.8500	8900.0	83	26687	No
144	GOM_NL__2PRFIN20070408_121414_000000472057_00081_26688_7831.N1	08-APR-2007 12:14:14	Dark	47.000	141	Bet Ara	2.8400	4600.0	94	26688	No
145	GOM_NL__2PRFIN20070408_121652_000000382057_00081_26688_7832.N1	08-APR-2007 12:16:52	Dark	37.500	134	Bet TrA	2.8100	6600.0	75	26688	No
146	GOM_NL__2PRFIN20070408_121925_000000492057_00081_26688_7833.N1	08-APR-2007 12:19:25	Straylight	49.000	4	Alp1Cen	-0.010000	5800.0	98	26688	No
147	GOM_NL__2PRFIN20070408_122224_000000422057_00081_26688_7834.N1	08-APR-2007 12:22:24	Straylight	42.000	78	Alp Lup	2.3040	28000.	84	26688	No
148	GOM_NL__2PRFIN20070408_122400_000000442057_00081_26688_7835.N1	08-APR-2007 12:24:00	Straylight	44.000	81	Eta Cen	2.3560	28000.	88	26688	No
149	GOM_NL__2PRFIN20070408_122633_000000512057_00081_26688_7836.N1	08-APR-2007 12:26:33	Straylight	50.500	54	5The Cen	2.0550	4500.0	101	26688	No
150	GOM_NL__2PRFIN20070408_123205_000000442057_00081_26688_7837.N1	08-APR-2007 12:32:05	Twi_and_stray	43.500	106	9Bet Crv	2.6480	5600.0	87	26688	No
151	GOM_NL__2PRFIN20070408_123358_000000402057_00081_26688_7838.N1	08-APR-2007 12:33:58	Twi_and_stray	40.000	100	4Gam Crv	2.5800	13100.	80	26688	No
152	GOM_NL__2PRFIN20070408_123841_000000412057_00081_26688_7839.N1	08-APR-2007 12:38:41	Bright	41.000	121	29Gam Vir	2.7400	7200.0	82	26688	No
153	GOM_NL__2PRFIN20070408_124320_000000362057_00081_26688_7840.N1	08-APR-2007 12:43:20	Bright	36.000	62	94Bet Leo	2.1360	9700.0	72	26688	No
154	GOM_NL__2PRFIN20070408_125150_000000362057_00081_26688_7841.N1	08-APR-2007 12:51:50	Bright	36.000	174	52Psi UMa	3.0040	4400.0	72	26688	No
155	GOM_NL__2PRFIN20070408_125435_000000362057_00081_26688_7842.N1	08-APR-2007 12:54:35	Bright	36.000	87	64Gam UMa	2.4330	11000.	72	26688	No
156	GOM_NL__2PRFIN20070408_125605_000000412057_00081_26688_7843.N1	08-APR-2007 12:56:05	Bright	40.500	32	77Eps UMa	1.7630	11000.	81	26688	No
157	GOM_NL__2PRFIN20070408_130231_000000382057_00081_26688_7844.N1	08-APR-2007 13:02:31	Bright	38.000	60	7Bet UMi	2.0810	3950.0	76	26688	No
158	GOM_NL__2PRFIN20070408_130447_000000342057_00081_26688_7845.N1	08-APR-2007 13:04:47	Bright	33.500	49	1Alp UMi	1.9900	6300.0	67	26688	No
159	GOM_NL__2PRFIN20070408_131219_000000392057_00081_26688_7846.N1	08-APR-2007 13:12:19	Bright	38.500	89	5Alp Cep	2.4510	8000.0	77	26688	No
160	GOM_NL__2PRFIN20070408_132823_000000492057_00081_26688_7847.N1	08-APR-2007 13:28:23	Twi_and_stray	49.000	61	8Eps Peg	2.1000	3900.0	98	26688	No

161	GOM_NL__2PRFIN20070408_133052_000000432057_00081_26688_7848.N1	08-APR-2007 13:30:52	Twilight	42.500	162	34Alp Aqr	2.9440	5350.0	85	26688	No
162	GOM_NL__2PRFIN20070408_133310_000000462057_00081_26688_7849.N1	08-APR-2007 13:33:10	Dark	45.500	154	22Bet Aqr	2.8990	5700.0	91	26688	No
163	GOM_NL__2PRFIN20070408_133540_000000412057_00081_26688_7850.N1	08-APR-2007 13:35:40	Dark	41.000	142	49Del Cap	2.8500	8900.0	82	26688	No
164	GOM_NL__2PRFIN20070408_134759_000000392057_00082_26689_7851.N1	08-APR-2007 13:47:59	Dark	39.000	45	Alp Pav	1.9400	26000.	78	26689	No
165	GOM_NL__2PRFIN20070408_135451_000000432057_00082_26689_7847.N1	08-APR-2007 13:54:51	Dark	42.500	141	Bet Ara	2.8400	4600.0	85	26689	No
166	GOM_NL__2PRFIN20070408_135729_000000392057_00082_26689_7848.N1	08-APR-2007 13:57:29	Dark	39.000	134	Bet TrA	2.8100	6600.0	78	26689	No
167	GOM_NL__2PRFIN20070408_140001_000000452057_00082_26689_7849.N1	08-APR-2007 14:00:01	Straylight	45.000	4	Alp1Cen	-0.010000	5800.0	90	26689	No
168	GOM_NL__2PRFIN20070408_140300_000000432057_00082_26689_7850.N1	08-APR-2007 14:03:00	Straylight	43.000	78	Alp Lup	2.3040	28000.	86	26689	No
169	GOM_NL__2PRFIN20070408_140437_000000482057_00082_26689_7851.N1	08-APR-2007 14:04:37	Straylight	47.500	81	Eta Cen	2.3560	28000.	95	26689	No
170	GOM_NL__2PRFIN20070408_140710_000000492057_00082_26689_7852.N1	08-APR-2007 14:07:10	Straylight	49.000	54	5The Cen	2.0550	4500.0	98	26689	No
171	GOM_NL__2PRFIN20070408_141241_000000412057_00082_26689_7853.N1	08-APR-2007 14:12:41	Twi_and_stray	40.500	106	9Bet Crv	2.6480	5600.0	81	26689	No
172	GOM_NL__2PRFIN20070408_141434_000000402057_00082_26689_7854.N1	08-APR-2007 14:14:34	Twi_and_stray	39.500	100	4Gam Crv	2.5800	13100.	79	26689	No
173	GOM_NL__2PRFIN20070408_141917_000000412057_00082_26689_7855.N1	08-APR-2007 14:19:17	Bright	40.500	121	29Gam Vir	2.7400	7200.0	81	26689	No
174	GOM_NL__2PRFIN20070408_142356_000000362057_00082_26689_7856.N1	08-APR-2007 14:23:56	Bright	36.000	62	94Bet Leo	2.1360	9700.0	72	26689	No
175	GOM_NL__2PRFIN20070408_143225_000000362057_00082_26689_7857.N1	08-APR-2007 14:32:25	Bright	35.500	174	52Psi UMa	3.0040	4400.0	71	26689	No
176	GOM_NL__2PRFIN20070408_143511_000000362057_00082_26689_7858.N1	08-APR-2007 14:35:11	Bright	36.000	87	64Gam UMa	2.4330	11000.	72	26689	No
177	GOM_NL__2PRFIN20070408_143641_000000402057_00082_26689_7859.N1	08-APR-2007 14:36:41	Bright	40.000	32	77Eps UMa	1.7630	11000.	80	26689	No
178	GOM_NL__2PRFIN20070408_144306_000000362057_00082_26689_7860.N1	08-APR-2007 14:43:06	Bright	35.500	60	7Bet UMi	2.0810	3950.0	71	26689	No
179	GOM_NL__2PRFIN20070408_144523_000000352057_00082_26689_7861.N1	08-APR-2007 14:45:23	Bright	34.500	49	1Alp UMi	1.9900	6300.0	69	26689	No
180	GOM_NL__2PRFIN20070408_145255_000000372057_00082_26689_7862.N1	08-APR-2007 14:52:55	Bright	36.500	89	5Alp Cep	2.4510	8000.0	73	26689	No
181	GOM_NL__2PRFIN20070408_150900_000000482057_00082_26689_7863.N1	08-APR-2007 15:09:00	Twi_and_stray	47.500	61	8Eps Peg	2.1000	3900.0	95	26689	No
182	GOM_NL__2PRFIN20070408_151128_000000442057_00082_26689_7864.N1	08-APR-2007 15:11:28	Twilight	44.000	162	34Alp Aqr	2.9440	5350.0	88	26689	No
183	GOM_NL__2PRFIN20070408_151347_000000452057_00082_26689_7865.N1	08-APR-2007 15:13:47	Dark	45.000	154	22Bet Aqr	2.8990	5700.0	90	26689	No
184	GOM_NL__2PRFIN20070408_151616_000000412057_00082_26689_7866.N1	08-APR-2007 15:16:16	Dark	40.500	142	49Del Cap	2.8500	8900.0	81	26689	No
185	GOM_NL__2PRFIN20070408_152836_000000392057_00083_26690_7867.N1	08-APR-2007 15:28:36	Dark	39.000	45	Alp Pav	1.9400	26000.	78	26690	No
186	GOM_NL__2PRFIN20070408_153527_000000422057_00083_26690_7862.N1	08-APR-2007 15:35:27	Dark	42.000	141	Bet Ara	2.8400	4600.0	84	26690	No
187	GOM_NL__2PRFIN20070408_153805_000000392057_00083_26690_7863.N1	08-APR-2007 15:38:05	Dark	39.000	134	Bet TrA	2.8100	6600.0	78	26690	No
188	GOM_NL__2PRFIN20070408_154038_000000502057_00083_26690_7864.N1	08-APR-2007 15:40:38	Straylight	50.000	4	Alp1Cen	-0.010000	5800.0	100	26690	No
189	GOM_NL__2PRFIN20070408_154337_000000452057_00083_26690_7865.N1	08-APR-2007 15:43:37	Straylight	45.000	78	Alp Lup	2.3040	28000.	90	26690	No
190	GOM_NL__2PRFIN20070408_154513_000000452057_00083_26690_7866.N1	08-APR-2007 15:45:13	Straylight	45.000	81	Eta Cen	2.3560	28000.	90	26690	No
191	GOM_NL__2PRFIN20070408_154746_000000482057_00083_26690_7867.N1	08-APR-2007 15:47:46	Straylight	48.000	54	5The Cen	2.0550	4500.0	96	26690	No
192	GOM_NL__2PRFIN20070408_155317_000000452057_00083_26690_7868.N1	08-APR-2007 15:53:17	Twi_and_stray	45.000	106	9Bet Crv	2.6480	5600.0	90	26690	No
193	GOM_NL__2PRFIN20070408_155510_000000392057_00083_26690_7869.N1	08-APR-2007 15:55:10	Twi_and_stray	38.500	100	4Gam Crv	2.5800	13100.	77	26690	No
194	GOM_NL__2PRFIN20070408_155953_000000412057_00083_26690_7870.N1	08-APR-2007 15:59:53	Bright	41.000	121	29Gam Vir	2.7400	7200.0	82	26690	No
195	GOM_NL__2PRFIN20070408_160432_000000362057_00083_26690_7871.N1	08-APR-2007 16:04:32	Bright	35.500	62	94Bet Leo	2.1360	9700.0	71	26690	No
196	GOM_NL__2PRFIN20070408_161302_000000372057_00083_26690_7872.N1	08-APR-2007 16:13:02	Bright	37.000	174	52Psi UMa	3.0040	4400.0	74	26690	No
197	GOM_NL__2PRFIN20070408_161546_000000372057_00083_26690_7873.N1	08-APR-2007 16:15:46	Bright	36.500	87	64Gam UMa	2.4330	11000.	73	26690	No
198	GOM_NL__2PRFIN20070408_161716_000000382057_00083_26690_7874.N1	08-APR-2007 16:17:16	Bright	37.500	32	77Eps UMa	1.7630	11000.	75	26690	No
199	GOM_NL__2PRFIN20070408_162342_000000392057_00083_26690_7875.N1	08-APR-2007 16:23:42	Bright	39.000	60	7Bet UMi	2.0810	3950.0	78	26690	No
200	GOM_NL__2PRFIN20070408_162559_000000342057_00083_26690_7876.N1	08-APR-2007 16:25:59	Bright	34.000	49	1Alp UMi	1.9900	6300.0	68	26690	No
201	GOM_NL__2PRFIN20070408_163331_000000352057_00083_26690_7877.N1	08-APR-2007 16:33:31	Bright	35.000	89	5Alp Cep	2.4510	8000.0	70	26690	No
202	GOM_NL__2PRFIN20070408_164255_000000352057_00083_26690_7878.N1	08-APR-2007 16:42:55	Bright	34.500	164	44Eta Peg	2.9480	5400.0	69	26690	No
203	GOM_NL__2PRFIN20070408_164936_000000492057_00083_26690_7879.N1	08-APR-2007 16:49:36	Twi_and_stray	48.500	61	8Eps Peg	2.1000	3900.0	97	26690	No
204	GOM_NL__2PRFIN20070408_165205_000000432057_00083_26690_7880.N1	08-APR-2007 16:52:05	Twilight	42.500	162	34Alp Aqr	2.9440	5350.0	85	26690	No
205	GOM_NL__2PRFIN20070408_165424_000000472057_00083_26690_7881.N1	08-APR-2007 16:54:24	Dark	46.500	154	22Bet Aqr	2.8990	5700.0	93	26690	No
206	GOM_NL__2PRFIN20070408_165653_000000402057_00083_26690_7882.N1	08-APR-2007 16:56:53	Dark	39.500	142	49Del Cap	2.8500	8900.0	79	26690	No
207	GOM_NL__2PRFIN20070408_170912_000000402057_00084_26691_7883.N1	08-APR-2007 17:09:12	Dark	39.500	45	Alp Pav	1.9400	26000.	79	26691	No
208	GOM_NL__2PRFIN20070408_171604_000000432057_00084_26691_7875.N1	08-APR-2007 17:16:04	Dark	43.000	141	Bet Ara	2.8400	4600.0	86	26691	No
209	GOM_NL__2PRFIN20070408_171842_000000392057_00084_26691_7876.N1	08-APR-2007 17:18:42	Dark	39.000	134	Bet TrA	2.8100	6600.0	78	26691	No
210	GOM_NL__2PRFIN20070408_172114_000000522057_00084_26691_7877.N1	08-APR-2007 17:21:14	Straylight	52.000	4	Alp1Cen	-0.010000	5800.0	104	26691	No
211	GOM_NL__2PRFIN20070408_172413_000000452057_00084_26691_7878.N1	08-APR-2007 17:24:13	Straylight	44.500	78	Alp Lup	2.3040	28000.	89	26691	No
212	GOM_NL__2PRFIN20070408_172550_000000452057_00084_26691_7879.N1	08-APR-2007 17:25:50	Straylight	45.000	81	Eta Cen	2.3560	28000.	90	26691	No
213	GOM_NL__2PRFIN20070408_172823_000000542057_00084_26691_7880.N1	08-APR-2007 17:28:23	Straylight	53.500	54	5The Cen	2.0550	4500.0	107	26691	No
214	GOM_NL__2PRFIN20070408_173353_000000442057_00084_26691_7881.N1	08-APR-2007 17:33:53	Twi_and_stray	44.000	106	9Bet Crv	2.6480	5600.0	88	26691	No
215	GOM_NL__2PRFIN20070408_173546_000000392057_00084_26691_7882.N1	08-APR-2007 17:35:46	Twi_and_stray	39.000	100	4Gam Crv	2.5800	13100.	78	26691	No
216	GOM_NL__2PRFIN20070408_174029_000000392057_00084_26691_7883.N1	08-APR-2007 17:40:29	Bright	39.000	121	29Gam Vir	2.7400	7200.0	78	26691	No
217	GOM_NL__2PRFIN20070408_174508_000000362057_00084_26691_7884.N1	08-APR-2007 17:45:08	Bright	36.000	62	94Bet Leo	2.1360	9700.0	72	26691	No
218	GOM_NL__2PRFIN20070408_175338_000000352057_00084_26691_7885.N1	08-APR-2007 17:53:38	Bright	35.000	174	52Psi UMa	3.0040	4400.0	70	26691	No
219	GOM_NL__2PRFIN20070408_175622_000000362057_00084_26691_7886.N1	08-APR-2007 17:56:22	Bright	36.000	87	64Gam UMa	2.4330	11000.	72	26691	No



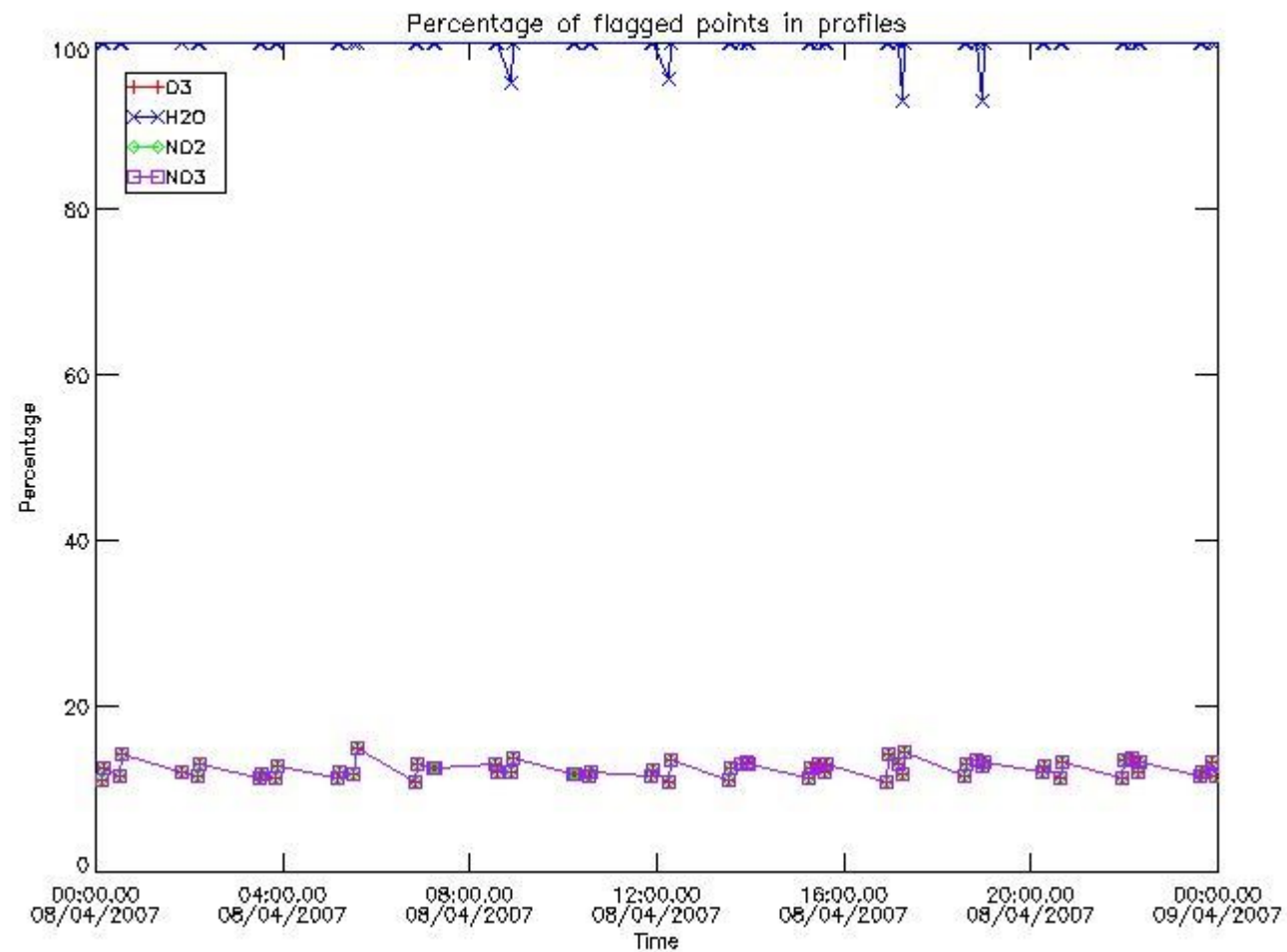
220	GOM_NL__2PRFIN20070408_175752_000000392057_00084_26691_7887.N1	08-APR-2007 17:57:52	Bright	38.500	32	77Eps UMa	1.7630	11000.	77	26691	No
221	GOM_NL__2PRFIN20070408_180418_000000402057_00084_26691_7888.N1	08-APR-2007 18:04:18	Bright	39.500	60	7Bet UMi	2.0810	3950.0	79	26691	No
222	GOM_NL__2PRFIN20070408_180634_000000372057_00084_26691_7889.N1	08-APR-2007 18:06:34	Bright	36.500	49	1Alp UMi	1.9900	6300.0	73	26691	No
223	GOM_NL__2PRFIN20070408_181407_000000372057_00084_26691_7890.N1	08-APR-2007 18:14:07	Bright	37.000	89	5Alp Cep	2.4510	8000.0	74	26691	No
224	GOM_NL__2PRFIN20070408_182332_000000342057_00084_26691_7891.N1	08-APR-2007 18:23:32	Bright	33.500	164	44Eta Peg	2.9480	5400.0	67	26691	No
225	GOM_NL__2PRFIN20070408_183012_000000512057_00084_26691_7892.N1	08-APR-2007 18:30:12	Twi_and_stray	50.500	61	8Eps Peg	2.1000	3900.0	101	26691	No
226	GOM_NL__2PRFIN20070408_183241_000000442057_00084_26691_7893.N1	08-APR-2007 18:32:41	Twilight	43.500	162	34Alp Aqr	2.9440	5350.0	87	26691	No
227	GOM_NL__2PRFIN20070408_183500_000000452057_00084_26691_7894.N1	08-APR-2007 18:35:00	Dark	44.500	154	22Bet Aqr	2.8990	5700.0	89	26691	No
228	GOM_NL__2PRFIN20070408_183729_000000402057_00084_26691_7895.N1	08-APR-2007 18:37:29	Dark	39.500	142	49Del Cap	2.8500	8900.0	79	26691	No
229	GOM_NL__2PRFIN20070408_184949_000000382057_00085_26692_7896.N1	08-APR-2007 18:49:49	Dark	37.500	45	Alp Pav	1.9400	26000.	75	26692	No
230	GOM_NL__2PRFIN20070408_185641_000000442057_00085_26692_7899.N1	08-APR-2007 18:56:41	Dark	44.000	141	Bet Ara	2.8400	4600.0	88	26692	No
231	GOM_NL__2PRFIN20070408_185918_000000392057_00085_26692_7900.N1	08-APR-2007 18:59:18	Dark	38.500	134	Bet TrA	2.8100	6600.0	77	26692	No
232	GOM_NL__2PRFIN20070408_190151_000000492057_00085_26692_7901.N1	08-APR-2007 19:01:51	Straylight	48.500	4	Alp1Cen	-0.010000	5800.0	97	26692	No
233	GOM_NL__2PRFIN20070408_190450_000000432057_00085_26692_7902.N1	08-APR-2007 19:04:50	Straylight	43.000	78	Alp Lup	2.3040	28000.	86	26692	No
234	GOM_NL__2PRFIN20070408_190626_000000472057_00085_26692_7903.N1	08-APR-2007 19:06:26	Straylight	46.500	81	Eta Cen	2.3560	28000.	93	26692	No
235	GOM_NL__2PRFIN20070408_190859_000000482057_00085_26692_7904.N1	08-APR-2007 19:08:59	Straylight	48.000	54	5The Cen	2.0550	4500.0	96	26692	No
236	GOM_NL__2PRFIN20070408_191429_000000412057_00085_26692_7905.N1	08-APR-2007 19:14:29	Twi_and_stray	40.500	106	9Bet Crv	2.6480	5600.0	81	26692	No
237	GOM_NL__2PRFIN20070408_191622_000000422057_00085_26692_7906.N1	08-APR-2007 19:16:22	Twi_and_stray	41.500	100	4Gam Crv	2.5800	13100.	83	26692	No
238	GOM_NL__2PRFIN20070408_192104_000000412057_00085_26692_7907.N1	08-APR-2007 19:21:04	Bright	40.500	121	29Gam Vir	2.7400	7200.0	81	26692	No
239	GOM_NL__2PRFIN20070408_192544_000000362057_00085_26692_7908.N1	08-APR-2007 19:25:44	Bright	35.500	62	94Bet Leo	2.1360	9700.0	71	26692	No
240	GOM_NL__2PRFIN20070408_193414_000000382057_00085_26692_7909.N1	08-APR-2007 19:34:14	Bright	37.500	174	52Psi UMa	3.0040	4400.0	75	26692	No
241	GOM_NL__2PRFIN20070408_193658_000000362057_00085_26692_7910.N1	08-APR-2007 19:36:58	Bright	36.000	87	64Gam UMa	2.4330	11000.	72	26692	No
242	GOM_NL__2PRFIN20070408_193827_000000392057_00085_26692_7911.N1	08-APR-2007 19:38:27	Bright	38.500	32	77Eps UMa	1.7630	11000.	77	26692	No
243	GOM_NL__2PRFIN20070408_194453_000000372057_00085_26692_7912.N1	08-APR-2007 19:44:53	Bright	37.000	60	7Bet UMi	2.0810	3950.0	74	26692	No
244	GOM_NL__2PRFIN20070408_194711_000000372057_00085_26692_7913.N1	08-APR-2007 19:47:11	Bright	36.500	49	1Alp UMi	1.9900	6300.0	73	26692	No
245	GOM_NL__2PRFIN20070408_195443_000000412057_00085_26692_7914.N1	08-APR-2007 19:54:43	Bright	40.500	89	5Alp Cep	2.4510	8000.0	81	26692	No
246	GOM_NL__2PRFIN20070408_200407_000000352057_00085_26692_7915.N1	08-APR-2007 20:04:07	Bright	34.500	164	44Eta Peg	2.9480	5400.0	69	26692	No
247	GOM_NL__2PRFIN20070408_201049_000000482057_00085_26692_7916.N1	08-APR-2007 20:10:49	Twi_and_stray	48.000	61	8Eps Peg	2.1000	3900.0	96	26692	No
248	GOM_NL__2PRFIN20070408_201317_000000412057_00085_26692_7917.N1	08-APR-2007 20:13:17	Twilight	41.000	162	34Alp Aqr	2.9440	5350.0	82	26692	No
249	GOM_NL__2PRFIN20070408_201536_000000432057_00085_26692_7918.N1	08-APR-2007 20:15:36	Dark	42.500	154	22Bet Aqr	2.8990	5700.0	85	26692	No
250	GOM_NL__2PRFIN20070408_201805_000000402057_00085_26692_7919.N1	08-APR-2007 20:18:05	Dark	40.000	142	49Del Cap	2.8500	8900.0	80	26692	No
251	GOM_NL__2PRFIN20070408_203717_000000452057_00086_26693_7910.N1	08-APR-2007 20:37:17	Dark	45.000	141	Bet Ara	2.8400	4600.0	90	26693	No
252	GOM_NL__2PRFIN20070408_203955_000000392057_00086_26693_7911.N1	08-APR-2007 20:39:55	Dark	38.500	134	Bet TrA	2.8100	6600.0	77	26693	No
253	GOM_NL__2PRFIN20070408_204227_000000502057_00086_26693_7912.N1	08-APR-2007 20:42:27	Straylight	50.000	4	Alp1Cen	-0.010000	5800.0	100	26693	No
254	GOM_NL__2PRFIN20070408_204526_000000442057_00086_26693_7913.N1	08-APR-2007 20:45:26	Straylight	43.500	78	Alp Lup	2.3040	28000.	87	26693	No
255	GOM_NL__2PRFIN20070408_204703_000000472057_00086_26693_7914.N1	08-APR-2007 20:47:03	Straylight	47.000	81	Eta Cen	2.3560	28000.	94	26693	No
256	GOM_NL__2PRFIN20070408_204935_000000522057_00086_26693_7915.N1	08-APR-2007 20:49:35	Straylight	51.500	54	5The Cen	2.0550	4500.0	103	26693	No
257	GOM_NL__2PRFIN20070408_205506_000000442057_00086_26693_7916.N1	08-APR-2007 20:55:06	Twi_and_stray	43.500	106	9Bet Crv	2.6480	5600.0	87	26693	No
258	GOM_NL__2PRFIN20070408_205658_000000392057_00086_26693_7917.N1	08-APR-2007 20:56:58	Twi_and_stray	39.000	100	4Gam Crv	2.5800	13100.	78	26693	No
259	GOM_NL__2PRFIN20070408_210140_000000402057_00086_26693_7918.N1	08-APR-2007 21:01:40	Bright	39.500	121	29Gam Vir	2.7400	7200.0	79	26693	No
260	GOM_NL__2PRFIN20070408_210620_000000372057_00086_26693_7919.N1	08-APR-2007 21:06:20	Bright	36.500	62	94Bet Leo	2.1360	9700.0	73	26693	No
261	GOM_NL__2PRFIN20070408_211450_000000362057_00086_26693_7920.N1	08-APR-2007 21:14:50	Bright	36.000	174	52Psi UMa	3.0040	4400.0	72	26693	No
262	GOM_NL__2PRFIN20070408_211734_000000362057_00086_26693_7921.N1	08-APR-2007 21:17:34	Bright	36.000	87	64Gam UMa	2.4330	11000.	72	26693	No
263	GOM_NL__2PRFIN20070408_211903_000000402057_00086_26693_7922.N1	08-APR-2007 21:19:03	Bright	39.500	32	77Eps UMa	1.7630	11000.	79	26693	No
264	GOM_NL__2PRFIN20070408_212529_000000392057_00086_26693_7923.N1	08-APR-2007 21:25:29	Bright	38.500	60	7Bet UMi	2.0810	3950.0	77	26693	No
265	GOM_NL__2PRFIN20070408_212746_000000352057_00086_26693_7924.N1	08-APR-2007 21:27:46	Bright	35.000	49	1Alp UMi	1.9900	6300.0	70	26693	No
266	GOM_NL__2PRFIN20070408_213518_000000372057_00086_26693_7925.N1	08-APR-2007 21:35:18	Bright	37.000	89	5Alp Cep	2.4510	8000.0	74	26693	No
267	GOM_NL__2PRFIN20070408_214444_000000342057_00086_26693_7926.N1	08-APR-2007 21:44:44	Bright	33.500	164	44Eta Peg	2.9480	5400.0	67	26693	No
268	GOM_NL__2PRFIN20070408_215125_000000492057_00086_26693_7927.N1	08-APR-2007 21:51:25	Twi_and_stray	48.500	61	8Eps Peg	2.1000	3900.0	97	26693	No
269	GOM_NL__2PRFIN20070408_215353_000000422057_00086_26693_7928.N1	08-APR-2007 21:53:53	Twilight	41.500	162	34Alp Aqr	2.9440	5350.0	83	26693	No
270	GOM_NL__2PRFIN20070408_215613_000000452057_00086_26693_7929.N1	08-APR-2007 21:56:13	Dark	45.000	154	22Bet Aqr	2.8990	5700.0	90	26693	No
271	GOM_NL__2PRFIN20070408_215842_000000422057_00086_26693_7930.N1	08-APR-2007 21:58:42	Dark	41.500	142	49Del Cap	2.8500	8900.0	83	26693	No
272	GOM_NL__2PRFIN20070408_221101_000000372057_00087_26694_7927.N1	08-APR-2007 22:11:01	Dark	37.000	45	Alp Pav	1.9400	26000.	74	26694	No
273	GOM_NL__2PRFIN20070408_221754_000000422057_00087_26694_7928.N1	08-APR-2007 22:17:54	Dark	42.000	141	Bet Ara	2.8400	4600.0	84	26694	No
274	GOM_NL__2PRFIN20070408_222031_000000392057_00087_26694_7929.N1	08-APR-2007 22:20:31	Dark	38.500	134	Bet TrA	2.8100	6600.0	77	26694	No
275	GOM_NL__2PRFIN20070408_222303_000000442057_00087_26694_7930.N1	08-APR-2007 22:23:03	Straylight	43.500	4	Alp1Cen	-0.010000	5800.0	87	26694	No
276	GOM_NL__2PRFIN20070408_222603_000000422057_00087_26694_7931.N1	08-APR-2007 22:26:03	Straylight	42.000	78	Alp Lup	2.3040	28000.	84	26694	No
277	GOM_NL__2PRFIN20070408_222739_000000462057_00087_26694_7932.N1	08-APR-2007 22:27:39	Straylight	46.000	81	Eta Cen	2.3560	28000.	92	26694	No
278	GOM_NL__2PRFIN20070408_223012_000000482057_00087_26694_7933.N1	08-APR-2007 22:30:12	Straylight	47.500	54	5The Cen	2.0550	4500.0	95	26694	No

279	GOM_NL__2PRFIN20070408_223542_000000412057_00087_26694_7934.N1	08-APR-2007 22:35:42	Twilight	40.500	106	9Bet Crv	2.6480	5600.0	81	26694	No
280	GOM_NL__2PRFIN20070408_223734_000000422057_00087_26694_7935.N1	08-APR-2007 22:37:34	Twilight	42.000	100	4Gam Crv	2.5800	13100.	84	26694	No
281	GOM_NL__2PRFIN20070408_224216_000000392057_00087_26694_7936.N1	08-APR-2007 22:42:16	Bright	39.000	121	29Gam Vir	2.7400	7200.0	78	26694	No
282	GOM_NL__2PRFIN20070408_224656_000000362057_00087_26694_7937.N1	08-APR-2007 22:46:56	Bright	35.500	62	94Bet Leo	2.1360	9700.0	71	26694	No
283	GOM_NL__2PRFIN20070408_225525_000000362057_00087_26694_7938.N1	08-APR-2007 22:55:25	Bright	36.000	174	52Psi UMa	3.0040	4400.0	72	26694	No
284	GOM_NL__2PRFIN20070408_225810_000000362057_00087_26694_7939.N1	08-APR-2007 22:58:10	Bright	35.500	87	64Gam UMa	2.4330	11000.	71	26694	No
285	GOM_NL__2PRFIN20070408_225939_000000402057_00087_26694_7940.N1	08-APR-2007 22:59:39	Bright	39.500	32	77Eps UMa	1.7630	11000.	79	26694	No
286	GOM_NL__2PRFIN20070408_230604_000000362057_00087_26694_7941.N1	08-APR-2007 23:06:04	Bright	36.000	60	7Bet UMi	2.0810	3950.0	72	26694	No
287	GOM_NL__2PRFIN20070408_230822_000000342057_00087_26694_7942.N1	08-APR-2007 23:08:22	Bright	34.000	49	1Alp UMi	1.9900	6300.0	68	26694	No
288	GOM_NL__2PRFIN20070408_231554_000000502057_00087_26694_7943.N1	08-APR-2007 23:15:54	Bright	50.000	89	5Alp Cep	2.4510	8000.0	100	26694	No
289	GOM_NL__2PRFIN20070408_232520_000000352057_00087_26694_7944.N1	08-APR-2007 23:25:20	Bright	34.500	164	44Eta Peg	2.9480	5400.0	69	26694	No
290	GOM_NL__2PRFIN20070408_233201_000000472057_00087_26694_7945.N1	08-APR-2007 23:32:01	Twilight	46.500	61	8Eps Peg	2.1000	3900.0	93	26694	No
291	GOM_NL__2PRFIN20070408_233430_000000432057_00087_26694_7946.N1	08-APR-2007 23:34:30	Twilight	43.000	162	34Alp Aqr	2.9440	5350.0	86	26694	No
292	GOM_NL__2PRFIN20070408_233649_000000452057_00087_26694_7947.N1	08-APR-2007 23:36:49	Dark	44.500	154	22Bet Aqr	2.8990	5700.0	89	26694	No
293	GOM_NL__2PRFIN20070408_233918_000000422057_00087_26694_7948.N1	08-APR-2007 23:39:18	Dark	42.000	142	49Del Cap	2.8500	8900.0	84	26694	No
294	GOM_NL__2PRFIN20070408_235138_000000392057_00088_26695_7943.N1	08-APR-2007 23:51:38	Dark	38.500	45	Alp Pav	1.9400	26000.	77	26695	No
295	GOM_NL__2PRFIN20070408_235831_000000442057_00088_26695_7944.N1	08-APR-2007 23:58:31	Dark	44.000	141	Bet Ara	2.8400	4600.0	88	26695	No

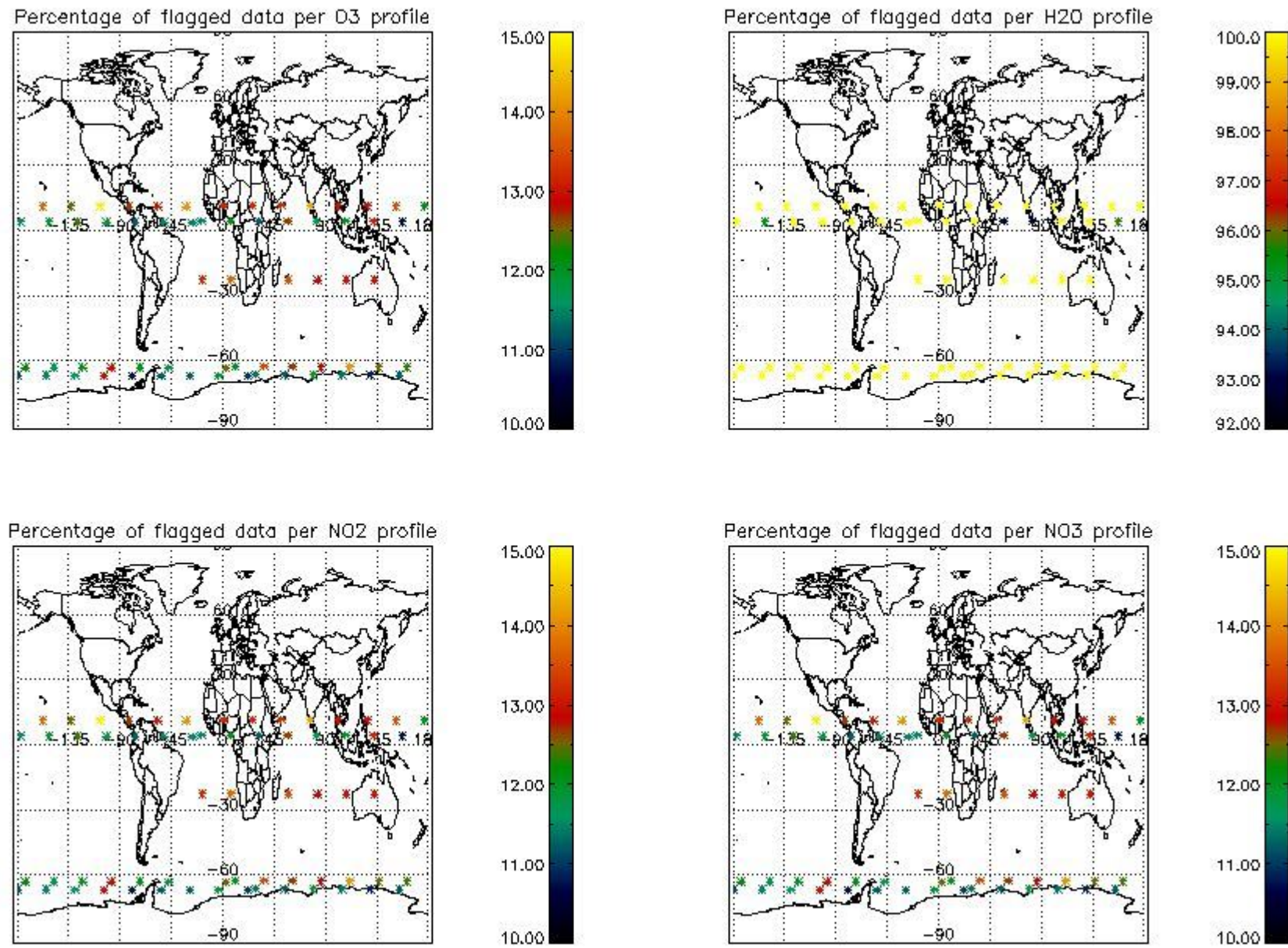
### 3. Quality information per product

In this section it is plotted some information contained in the Quality Summary data set of the level 2 products. Only products in dark limb conditions and without errors (error flag in the MPH set to "0") are used.

#### 3.1 Plot quality information per product (time dependant)



### 3.2 Plot quality information per product (world map)



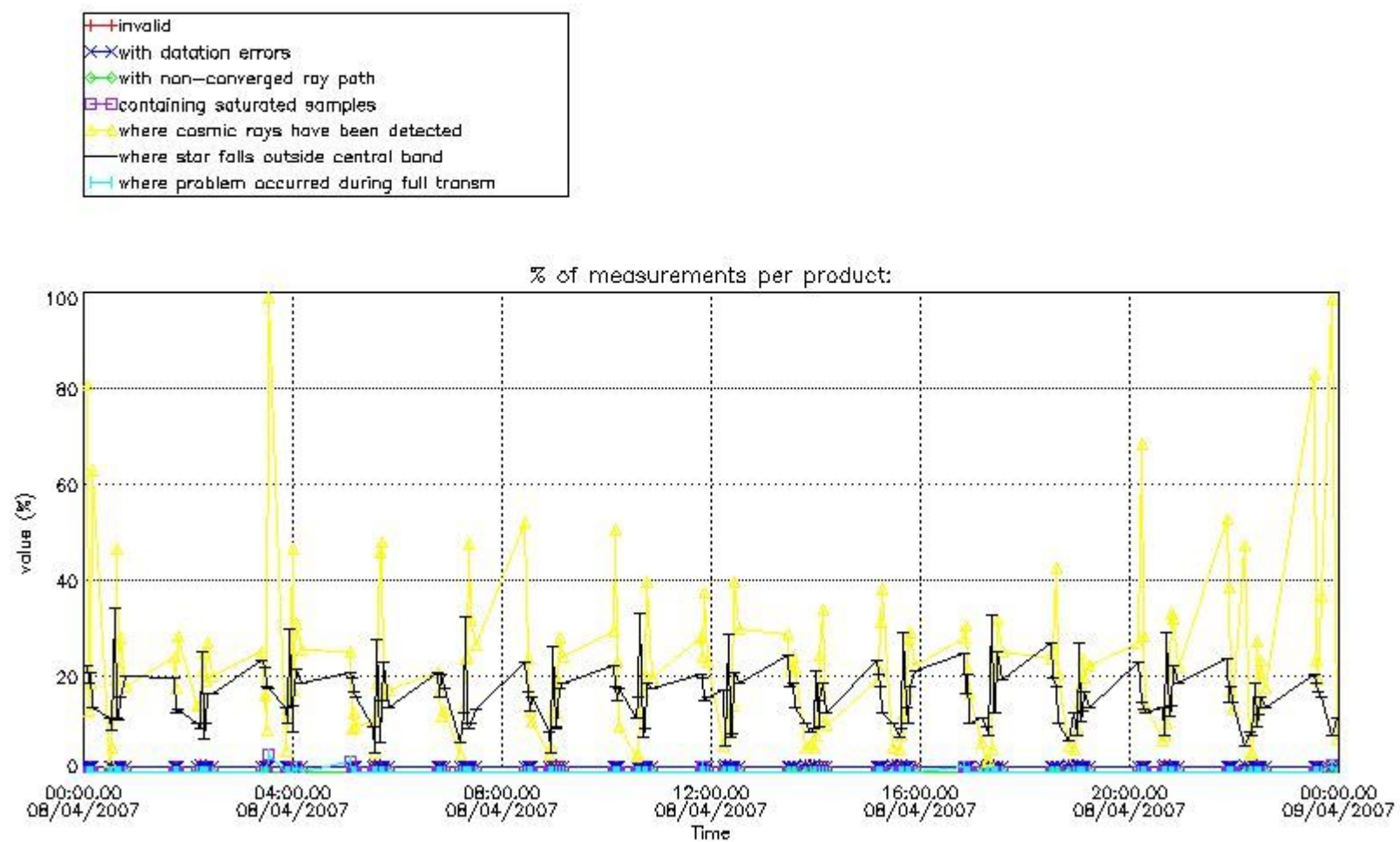
### 4. Level 1 quality information per product

In this section it is plotted some information contained in the Quality Summary data set of the level 2 products that comes from the level 1b processing. Products without errors (error flag in the MPH set to "0") are used.

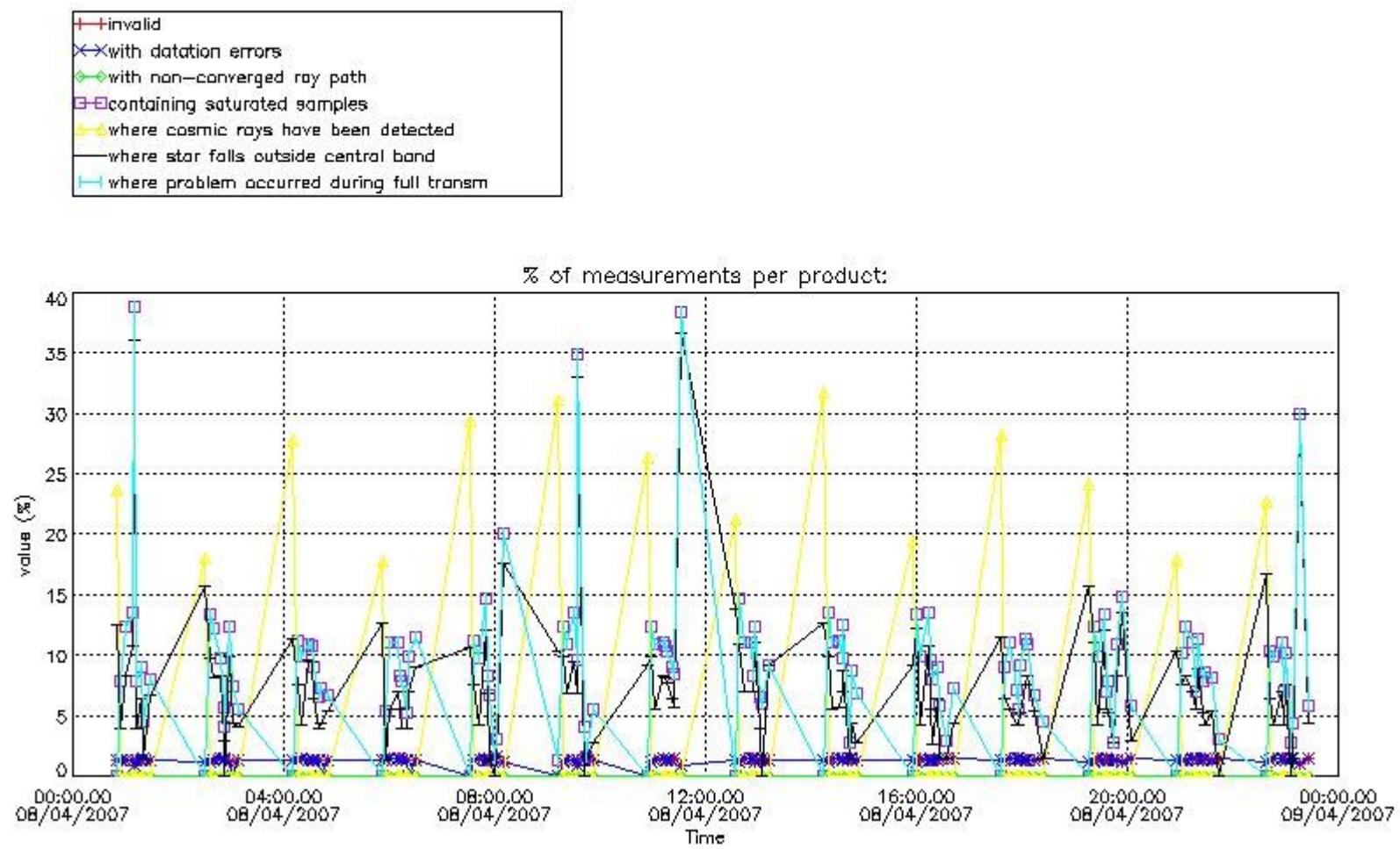
#### 4.1 Plot quality information per product (time dependant) coming from level 1b processing

##### 4.1.1 Plot level 1 quality information per product (time dependant): ENVISAT ASCENDING passes



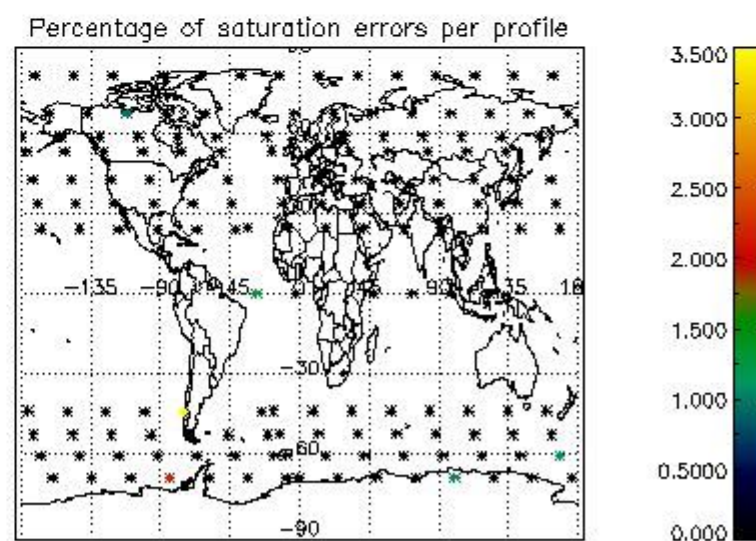
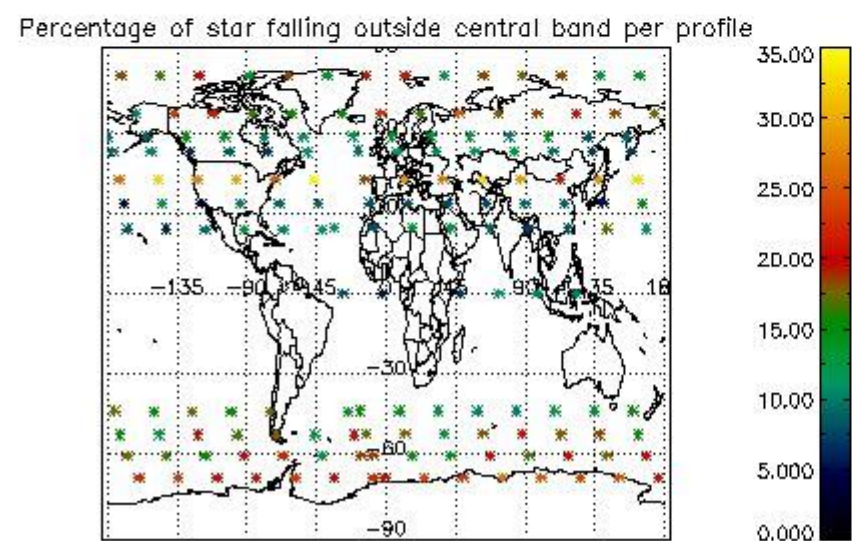
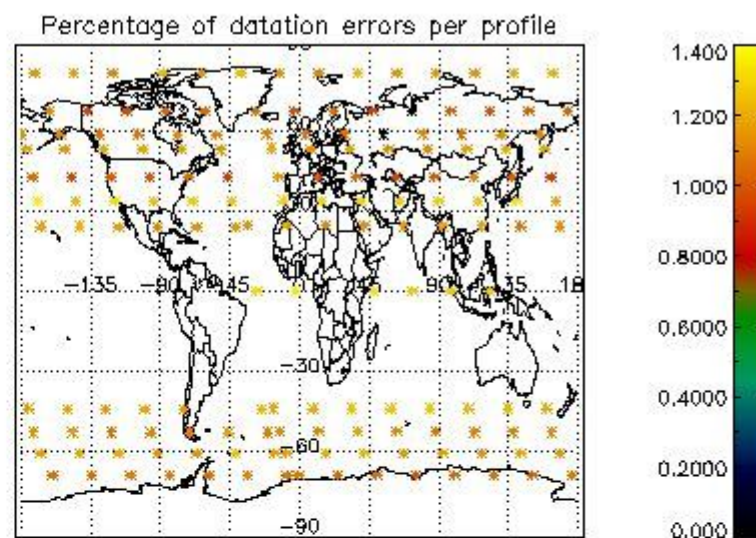
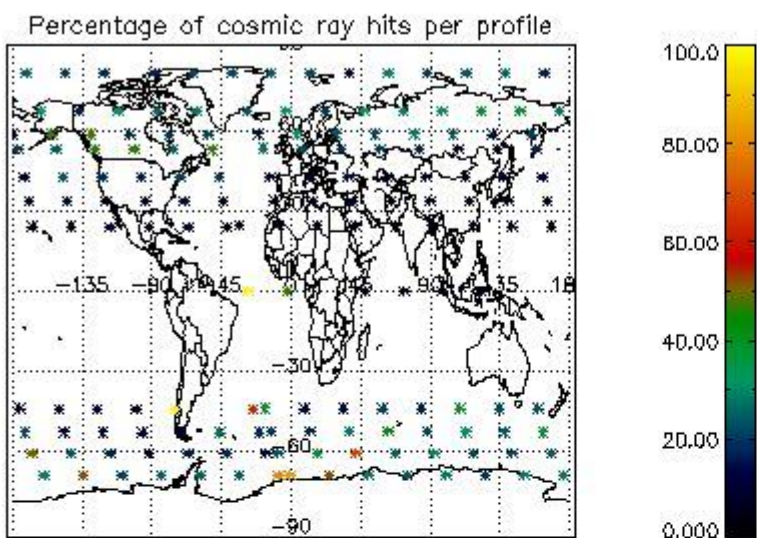


4.1.2 Plot level 1 quality information per product (time dependant): ENVI SAT DESCENDING passes



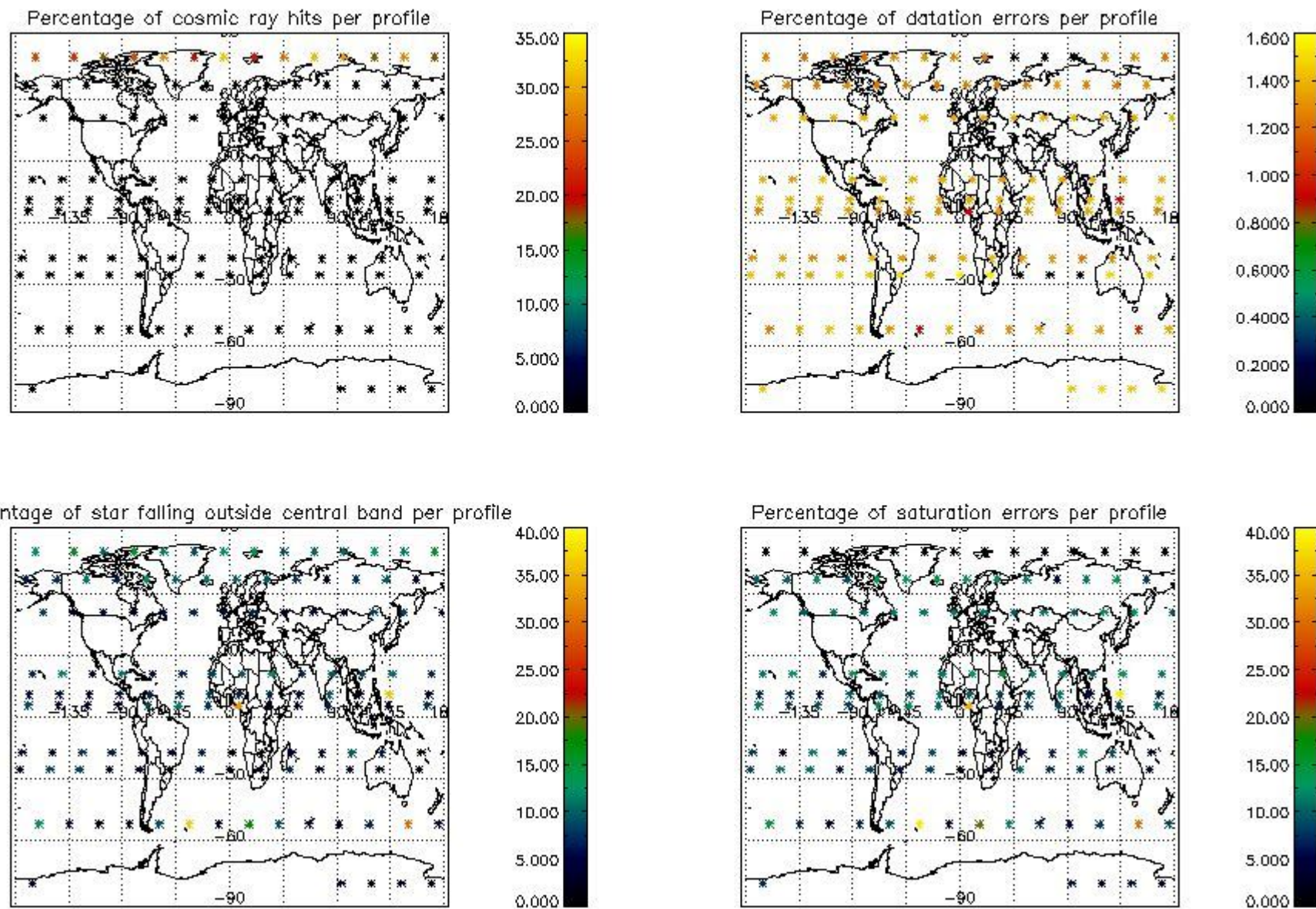
*4.2 Plot quality information per product coming from level 1b processing (world map)*

*4.2.1 Plot level 1 quality information per product (world map): ENVISAT ASCENDING passes*



4.2.2 Plot level 1 quality information per product (world map): ENVISAT DESCENDING passes





## 5. Trace gas profiles

### 5.1 Ozone statistics based on quality of products

The final quality of the products can be "measured" using the STD (Standard Deviation) attached to every point profile. This information is written to the parameter GOM\_NL\_\_2P/NL\_LOCAL\_SPECIES\_DENSITY/o3\_std of the level 2 products. The table below shows the statistics for given STD ranges.

The statistics are given with respect to the overall valid production:

- Products without fatal errors: GOM\_NL\_\_2P/MPH/PRODUCT\_ERR=0
- Valid point profile: GOM\_NL\_\_2P/NL\_LOCAL\_SPECIES\_DENSITY/pcd(0)=0

The 'Criteria' is applied to valid points of dark limb products:

- Products in dark limb illumination condition: GOM\_NL\_\_2P/NL\_SUMMARY\_QUALITY/obs\_ill\_cond=0
- Products without fatal errors: GOM\_NL\_\_2P/MPH/PRODUCT\_ERR=0
- Valid point profile: GOM\_NL\_\_2P/NL\_LOCAL\_SPECIES\_DENSITY/pcd(0)=0

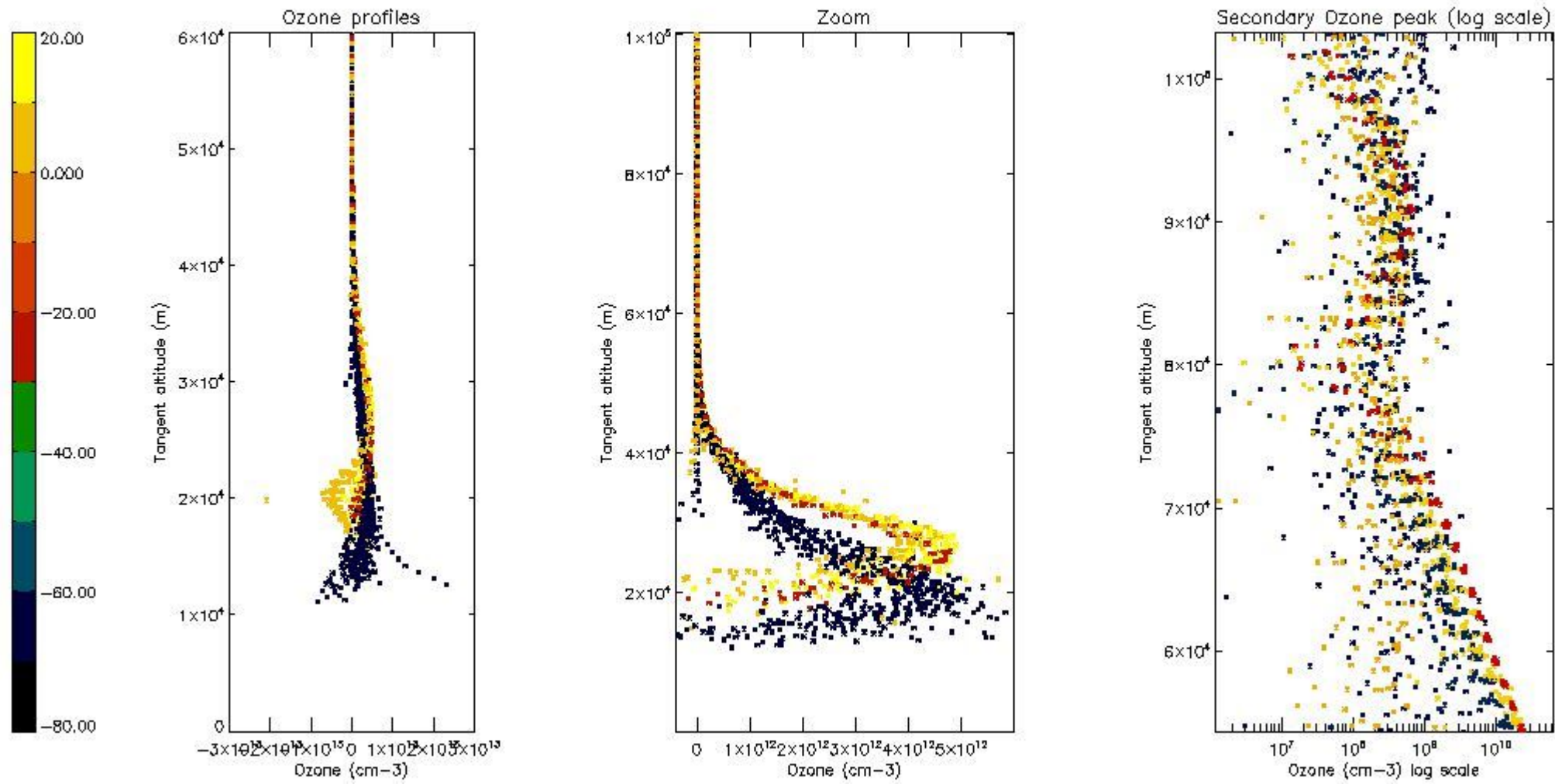
So, the table below shows the percentage of dark limb and valid observations for each criteria with respect to the overall valid daily observations.

Criteria	% of total production
All STD	22
STD < 20	8

STD < 10	4
STD < 5	1

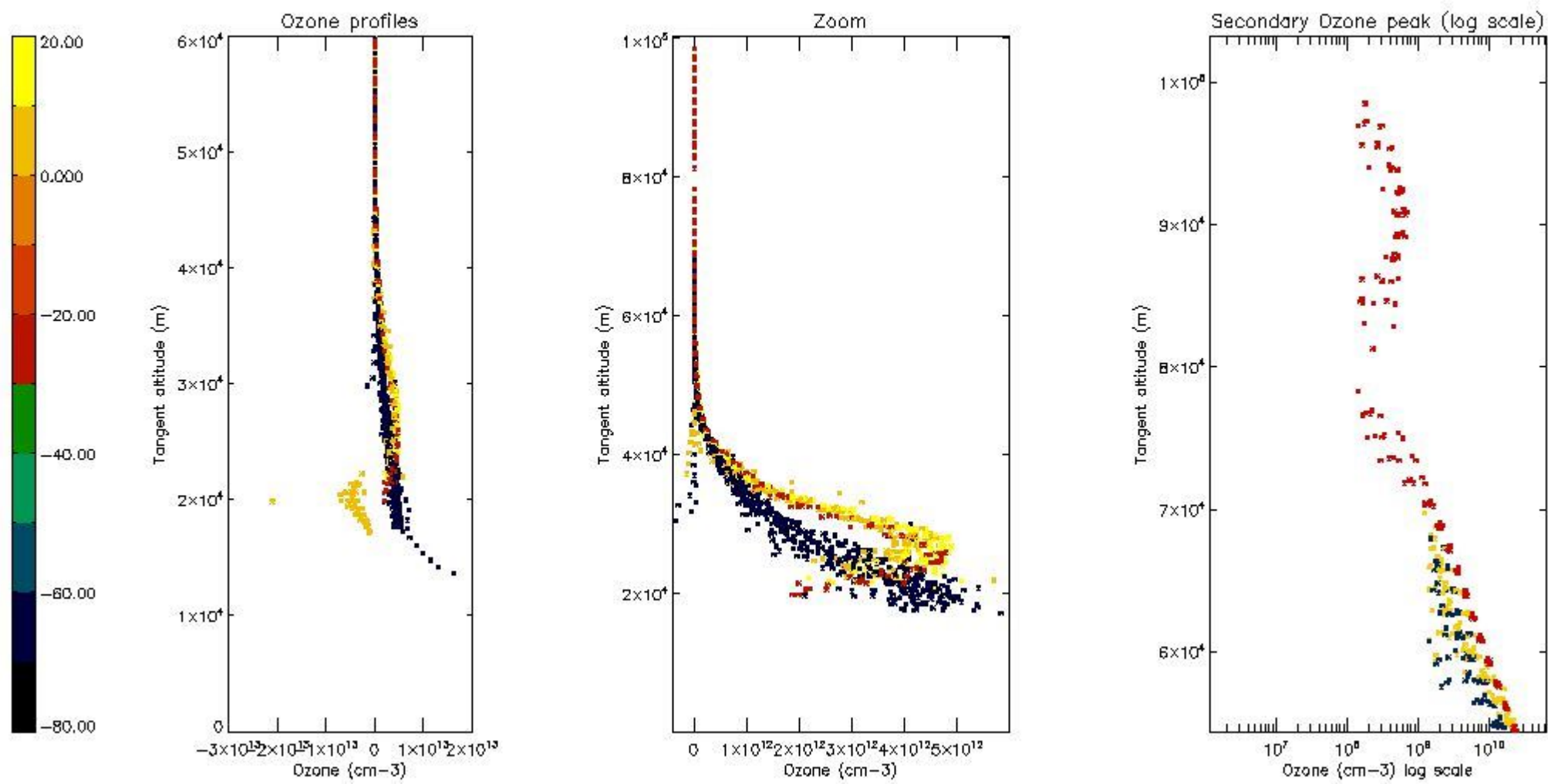
5.2 Plot ozone profiles for all STD (dark without errors)

The colorbar represents the latitude.



5.3 Plot ozone profiles where STD < 20% (dark without errors)

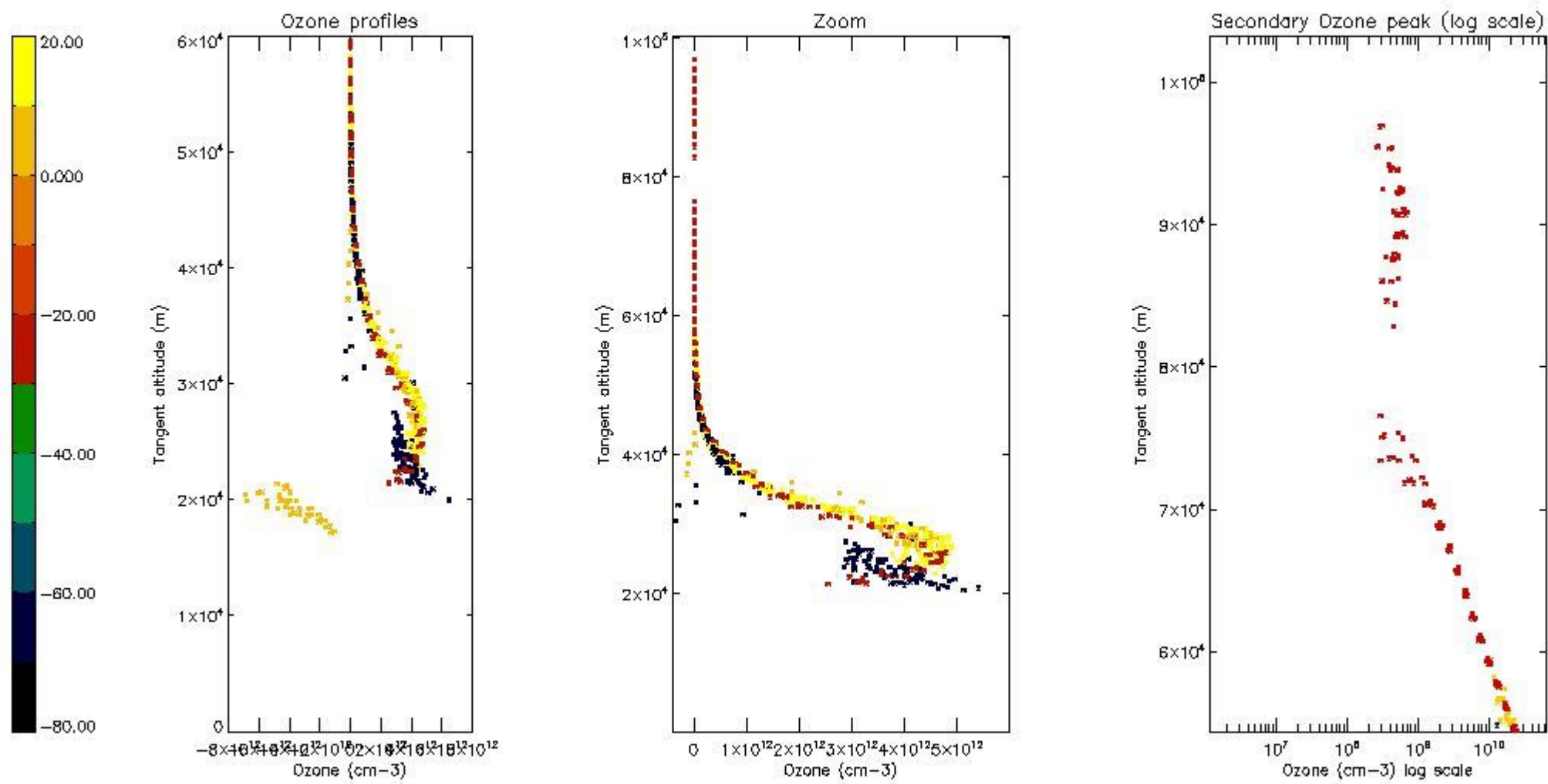
The colorbar represents the latitude.



*5.4 Plot ozone profiles where STD < 10% (dark without errors)*

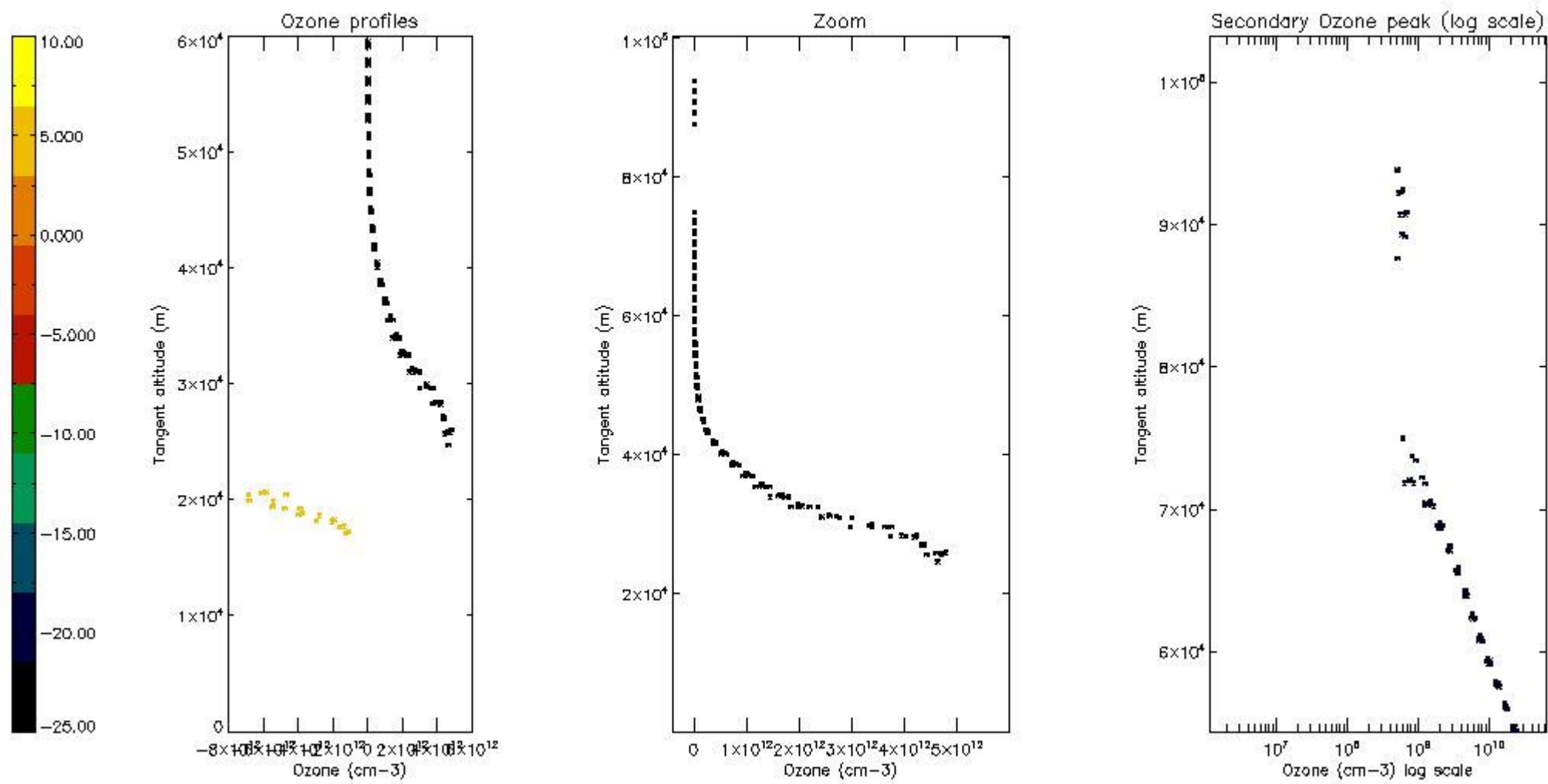
The colorbar represents the latitude.





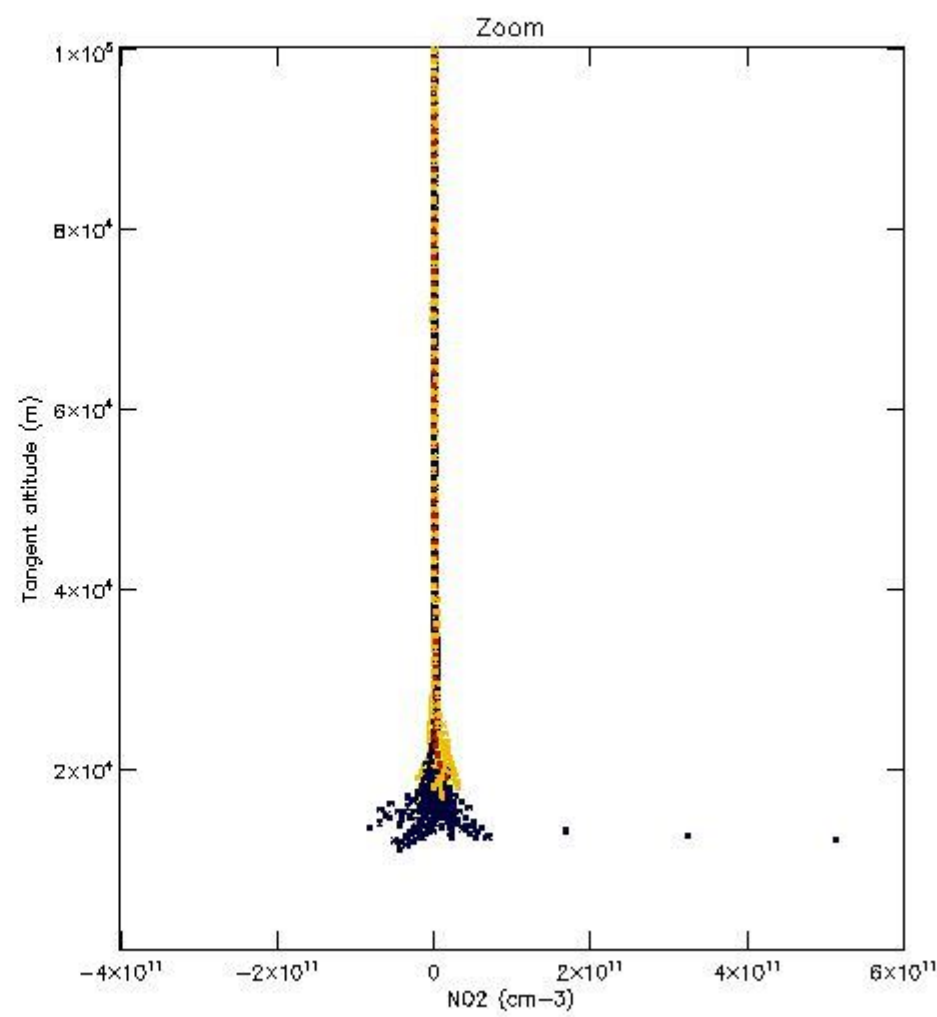
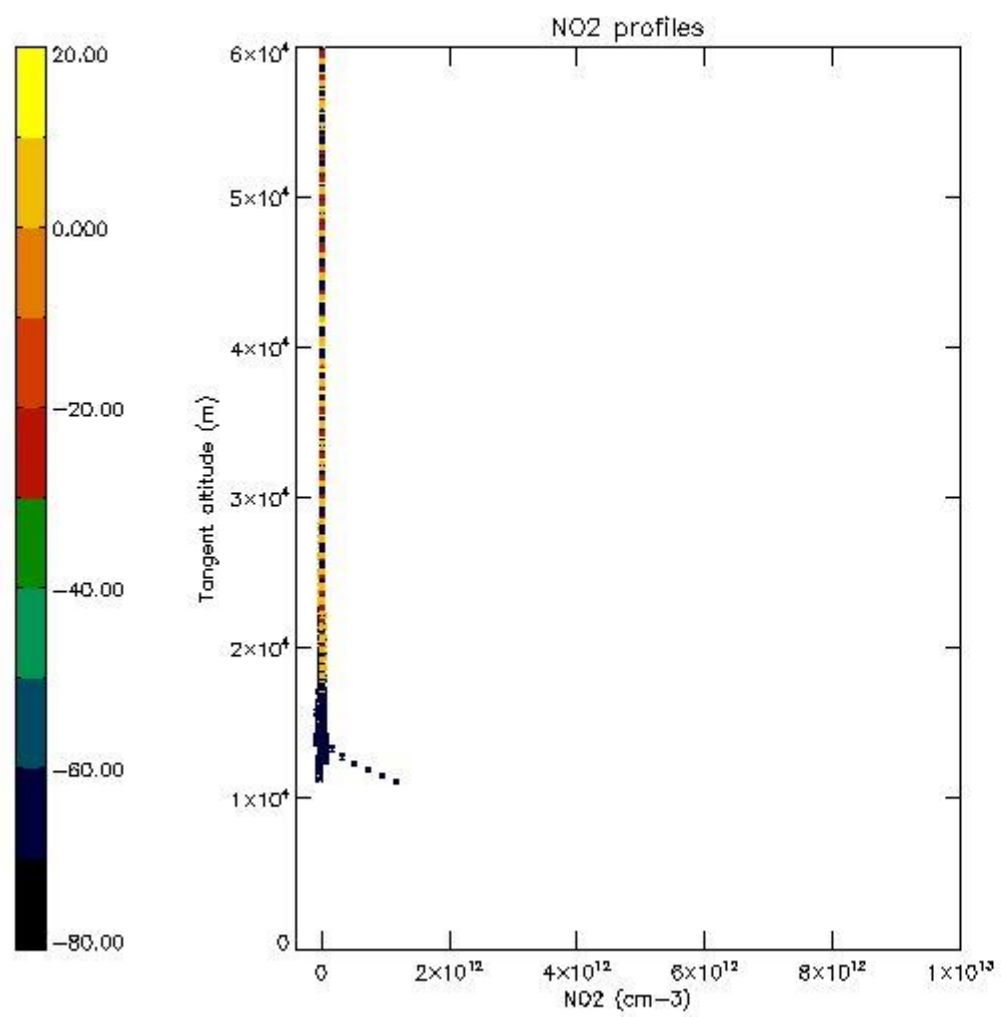
*5.5 Plot ozone profiles where STD < 5% (dark without errors)*

The colorbar represents the latitude.



*5.6 Plot NO<sub>2</sub> profiles for all STD (dark without errors)*

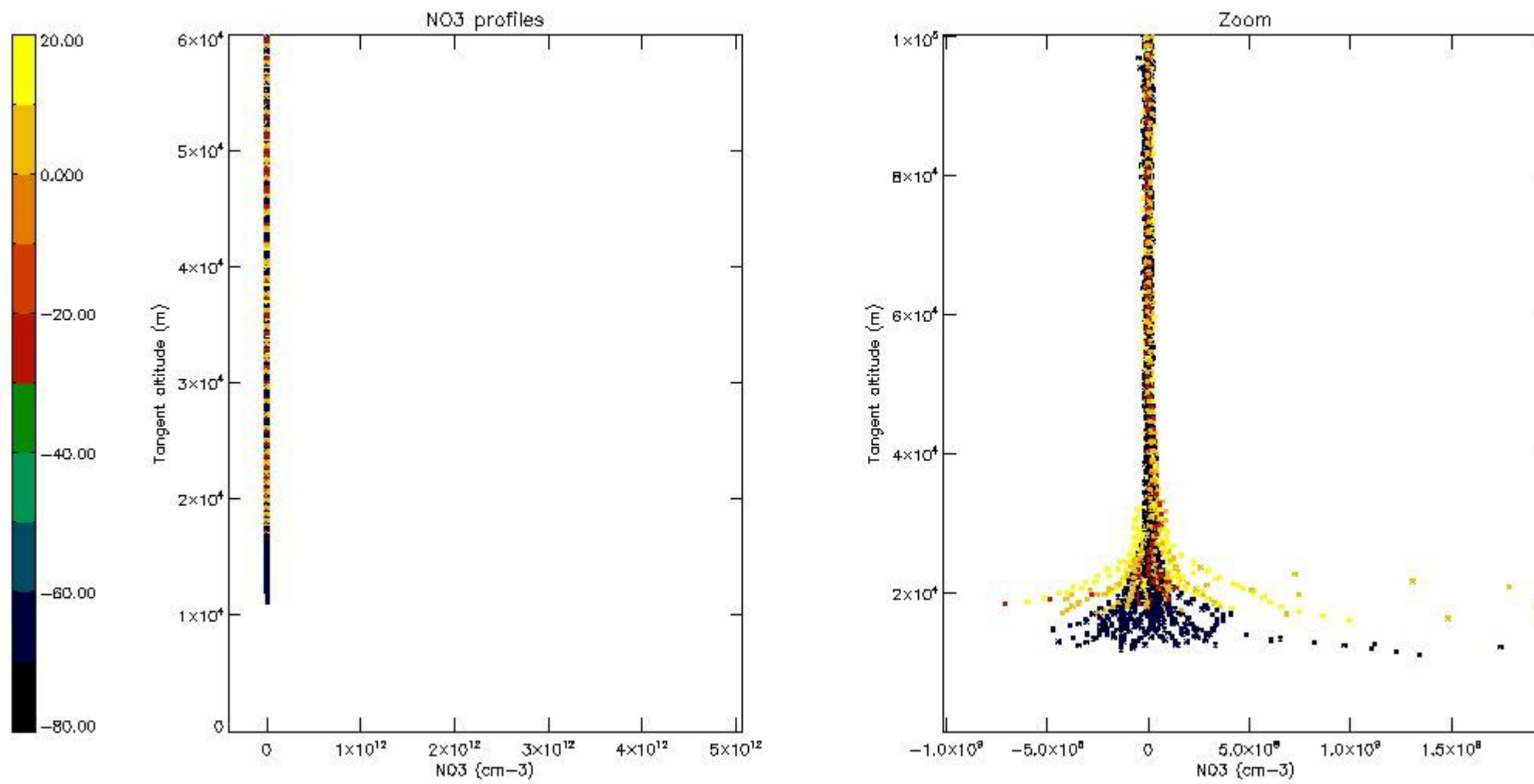
The colorbar represents the latitude.



*5.7 Plot NO3 profiles for all STD (dark without errors)*

The colorbar represents the latitude.

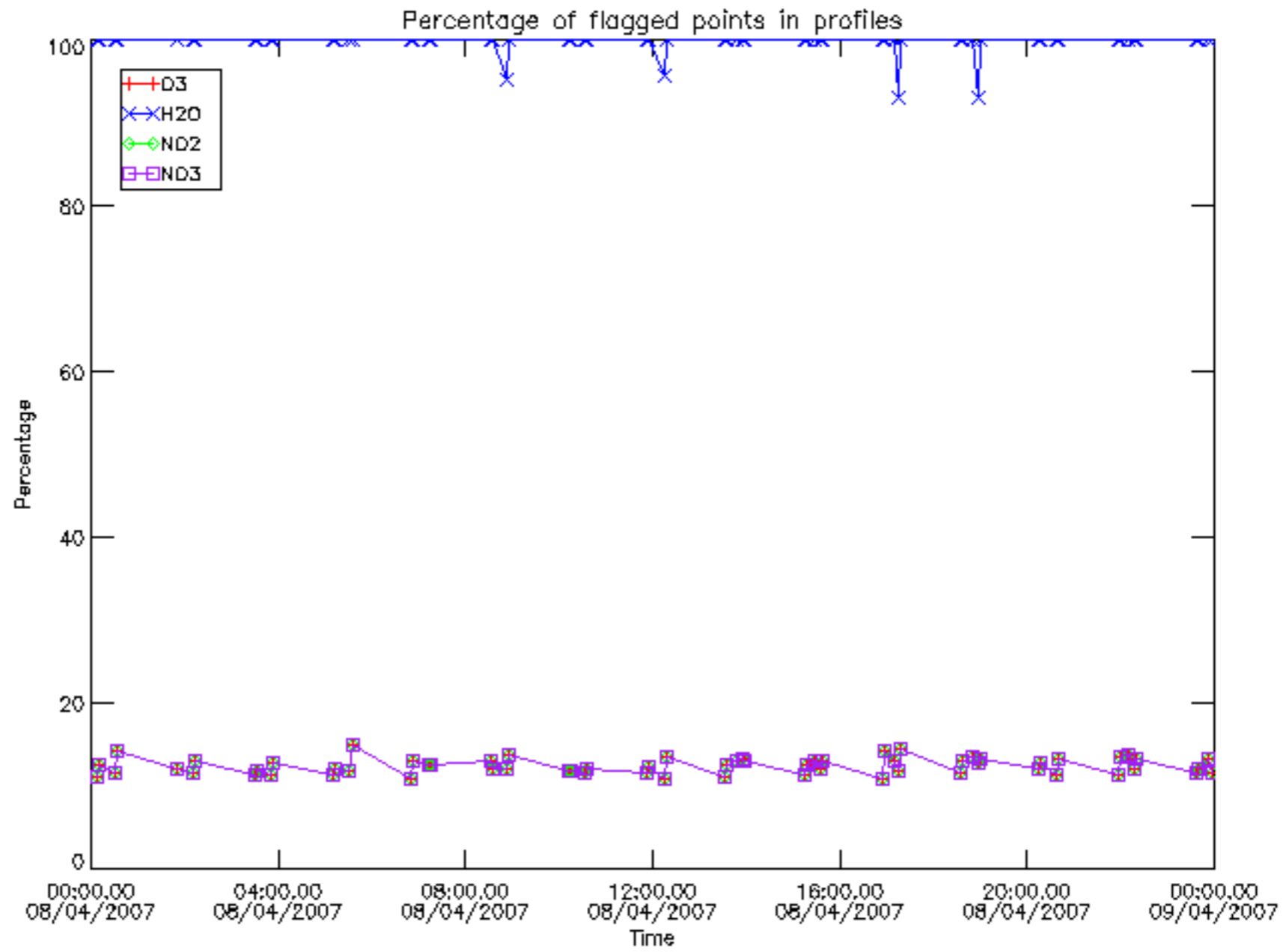




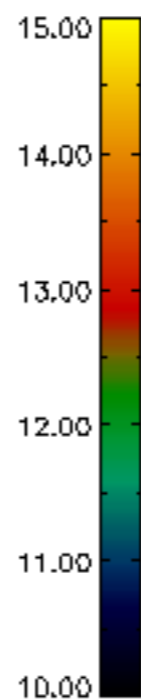
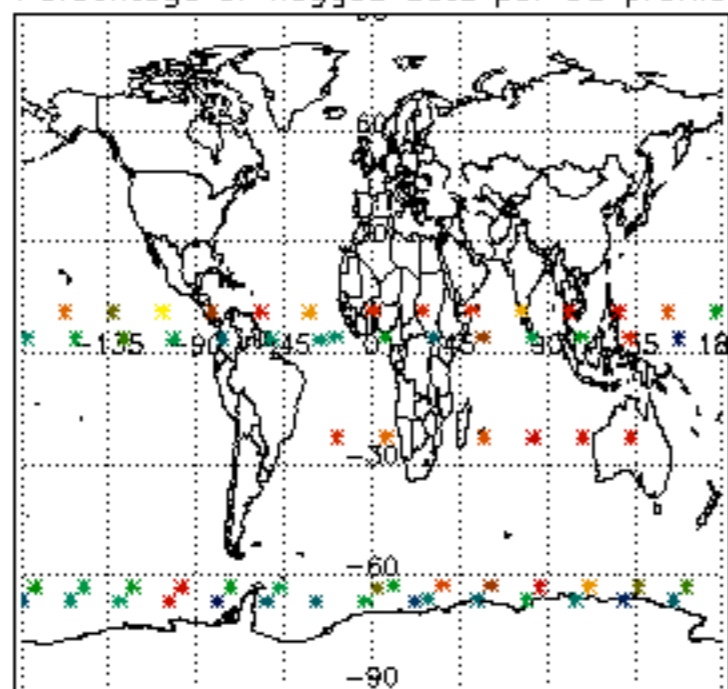
## 6. Auxiliary Data Files used for the production reported in section 2

The number reported in the third column indicates since which file (see list in section 2) the corresponding auxiliary file has been used. The fourth column is the date of those product files.

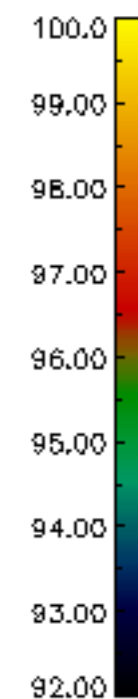
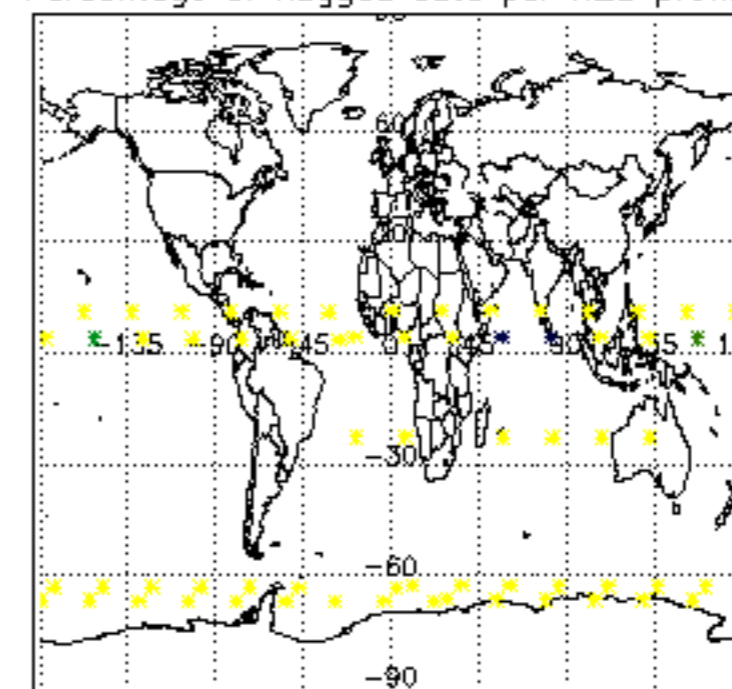
Type	Auxiliary Filename	Used since product	Used since product date
INST_PHYS_CHARACTERISTICS	GOM_INS_AXVIEC20091111_143220_20030716_120000_20500101_000000	1	08-APR-2007 00:03:33
LEVEL-2_PROC_CONFIG	GOM_PR2_AXVIEC20091111_152718_20020301_000000_20500101_000000	1	08-APR-2007 00:03:33
CROSS_SECTIONS_FILE	GOM_CRS_AXVIEC20091111_154832_20020301_000000_20500101_000000	1	08-APR-2007 00:03:33



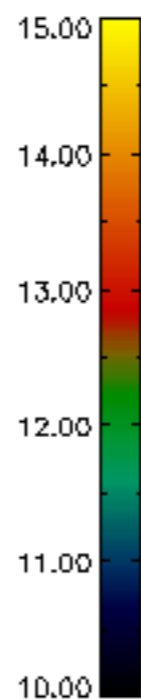
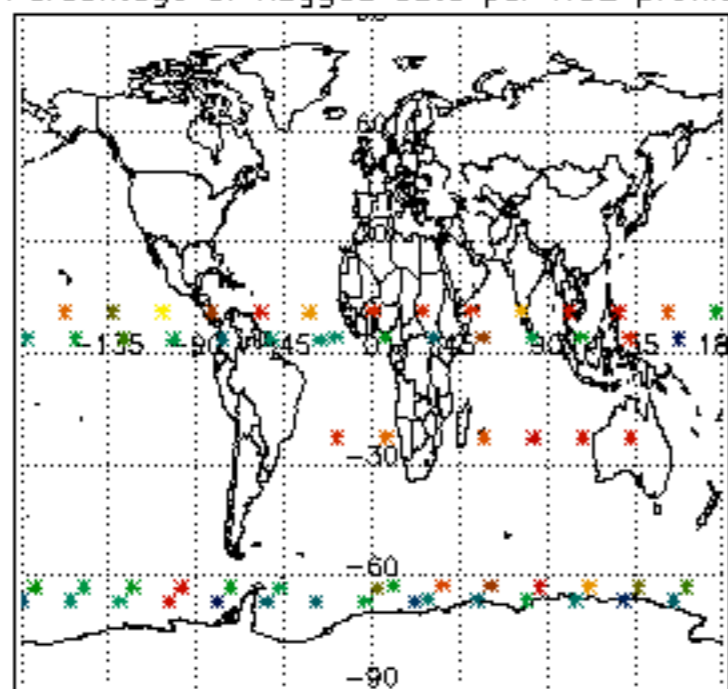
Percentage of flagged data per D3 profile



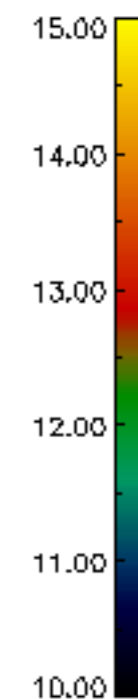
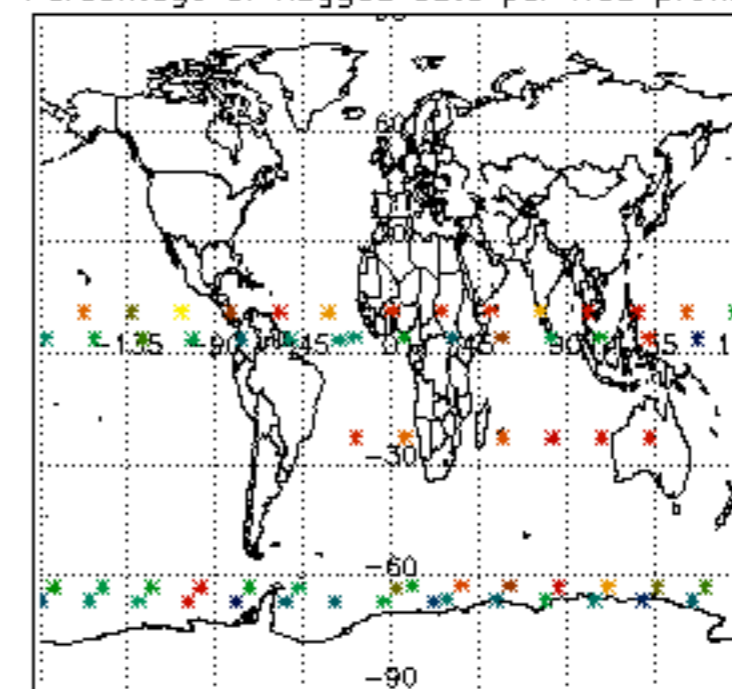
Percentage of flagged data per H2O profile



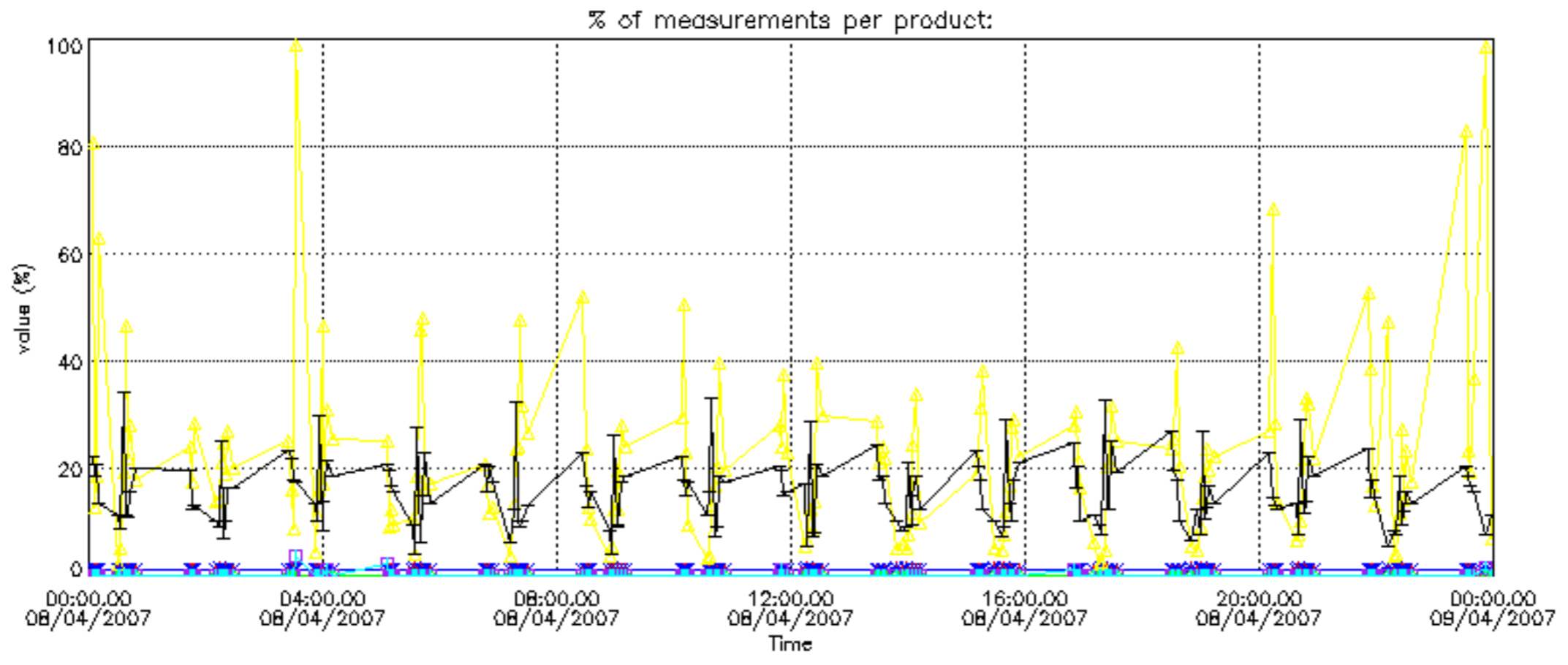
Percentage of flagged data per NO2 profile

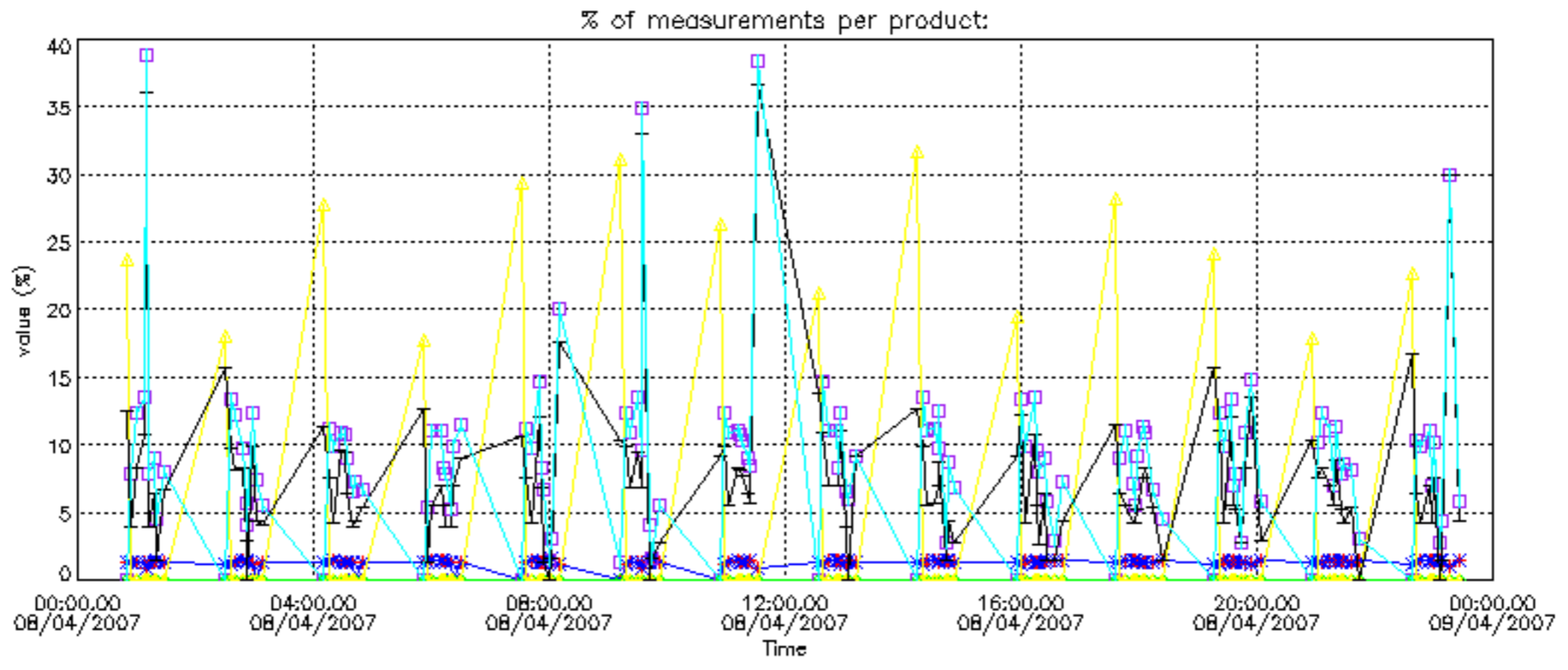


Percentage of flagged data per NO3 profile

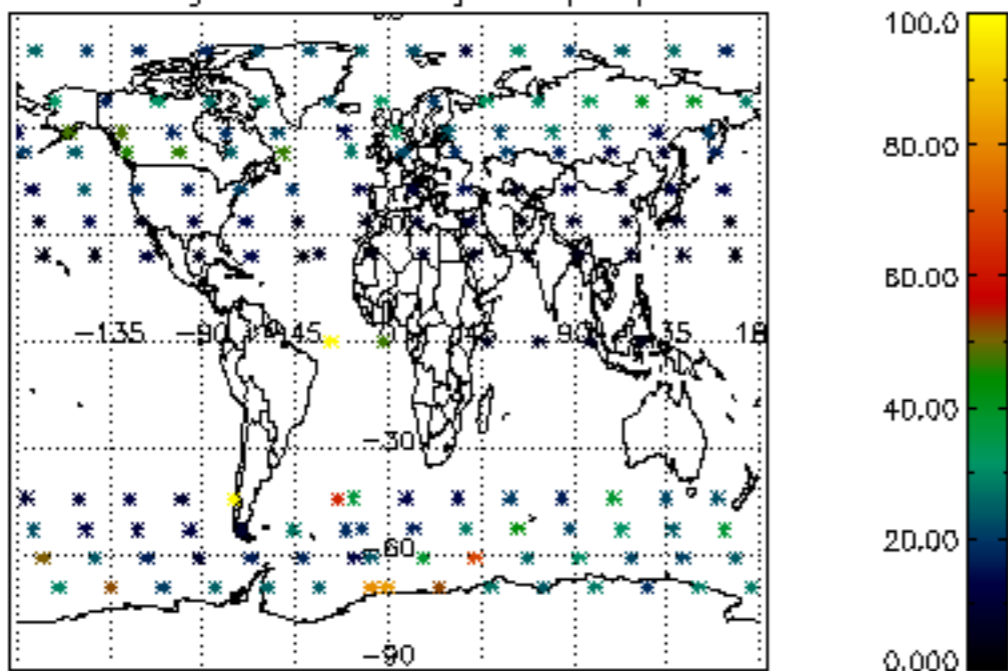




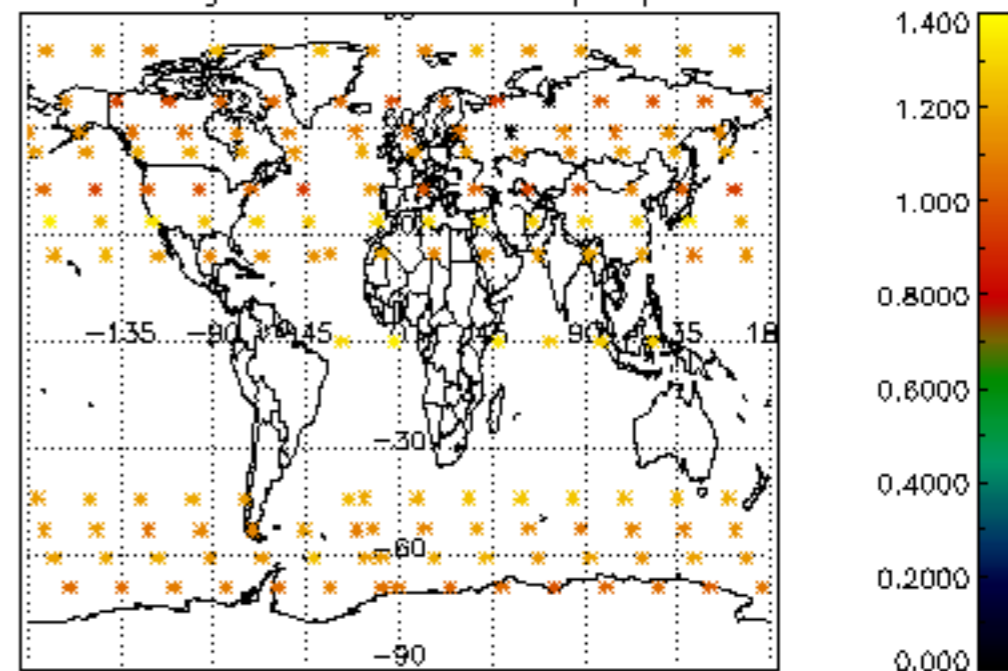




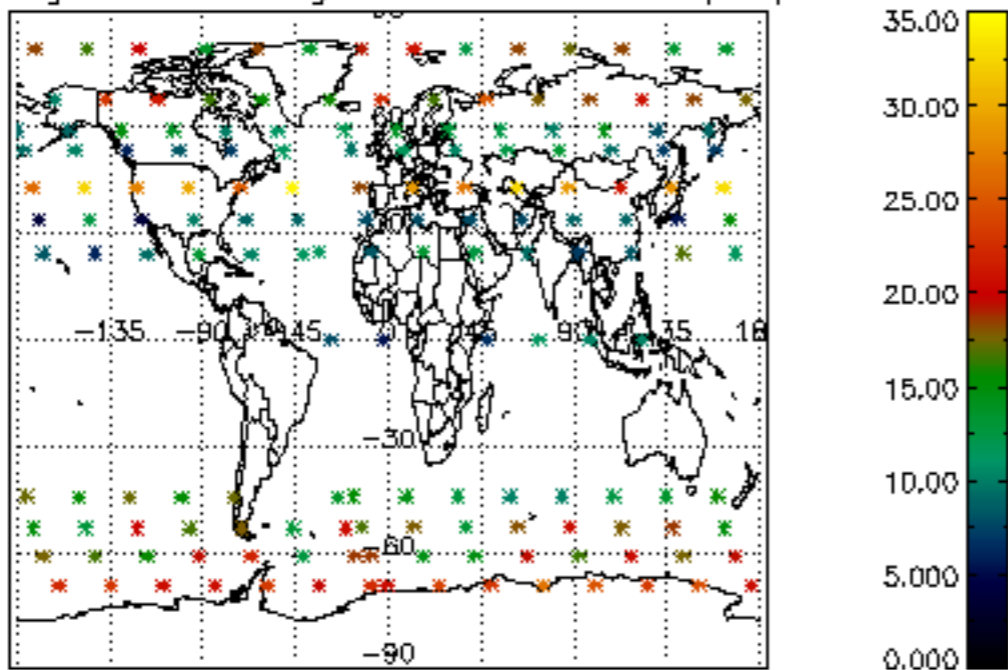
Percentage of cosmic ray hits per profile



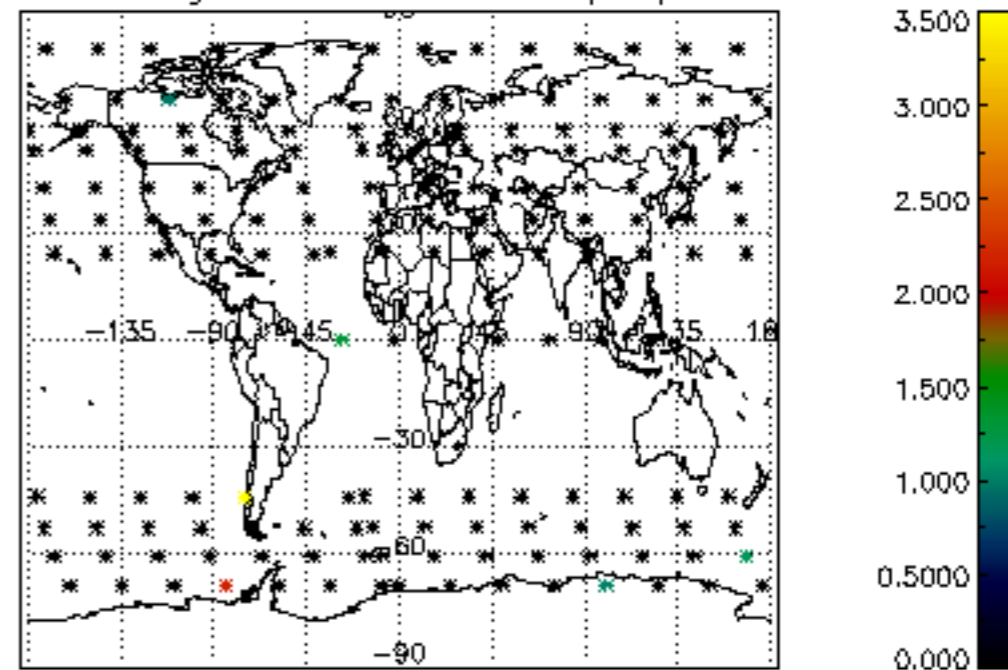
Percentage of datation errors per profile



Percentage of star falling outside central band per profile

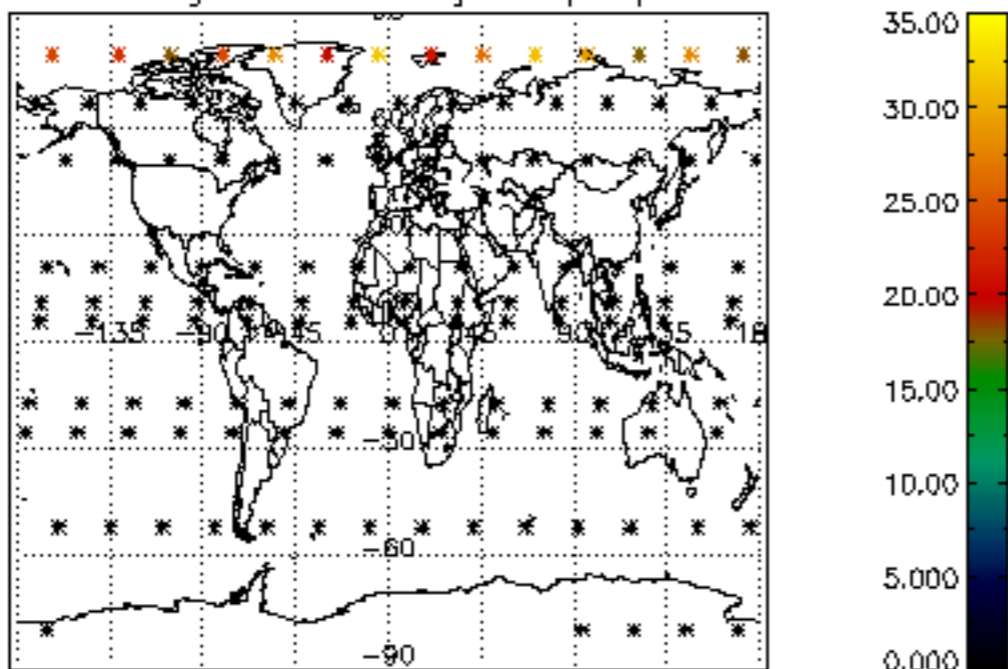


Percentage of saturation errors per profile

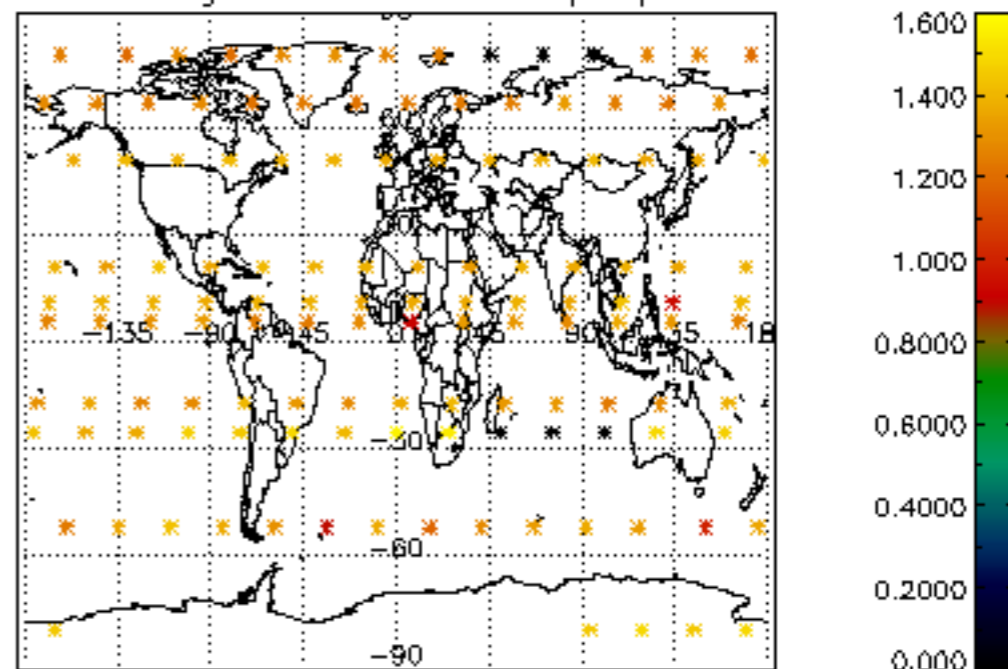




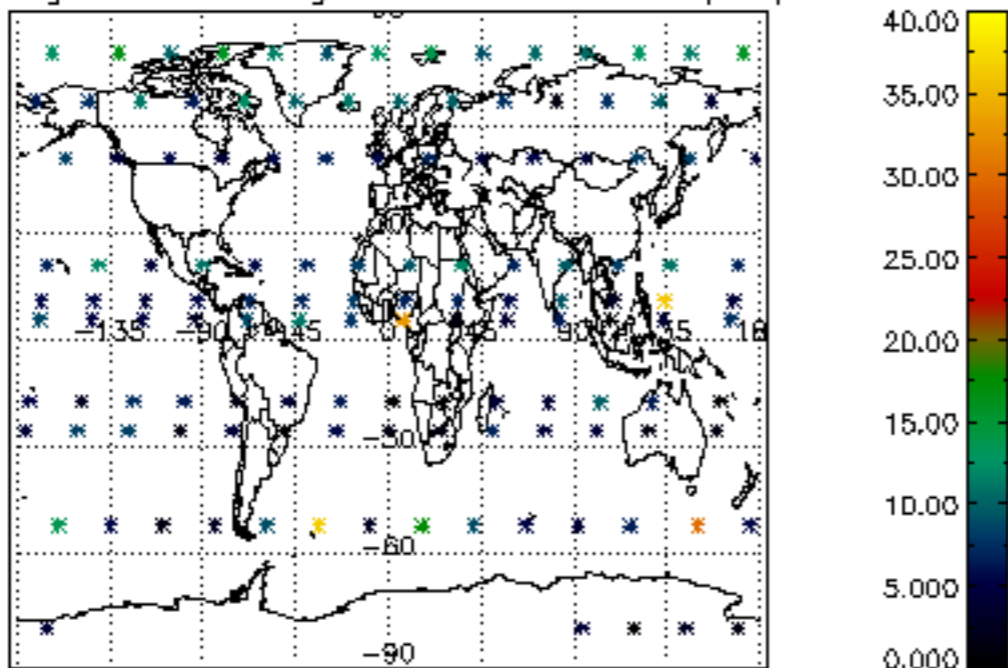
Percentage of cosmic ray hits per profile



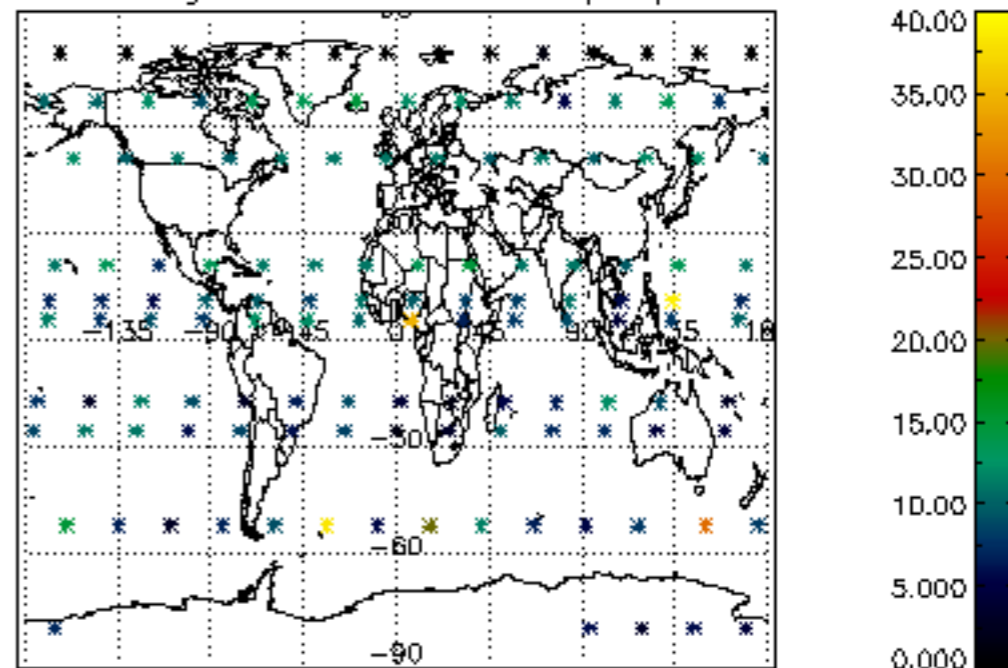
Percentage of datation errors per profile

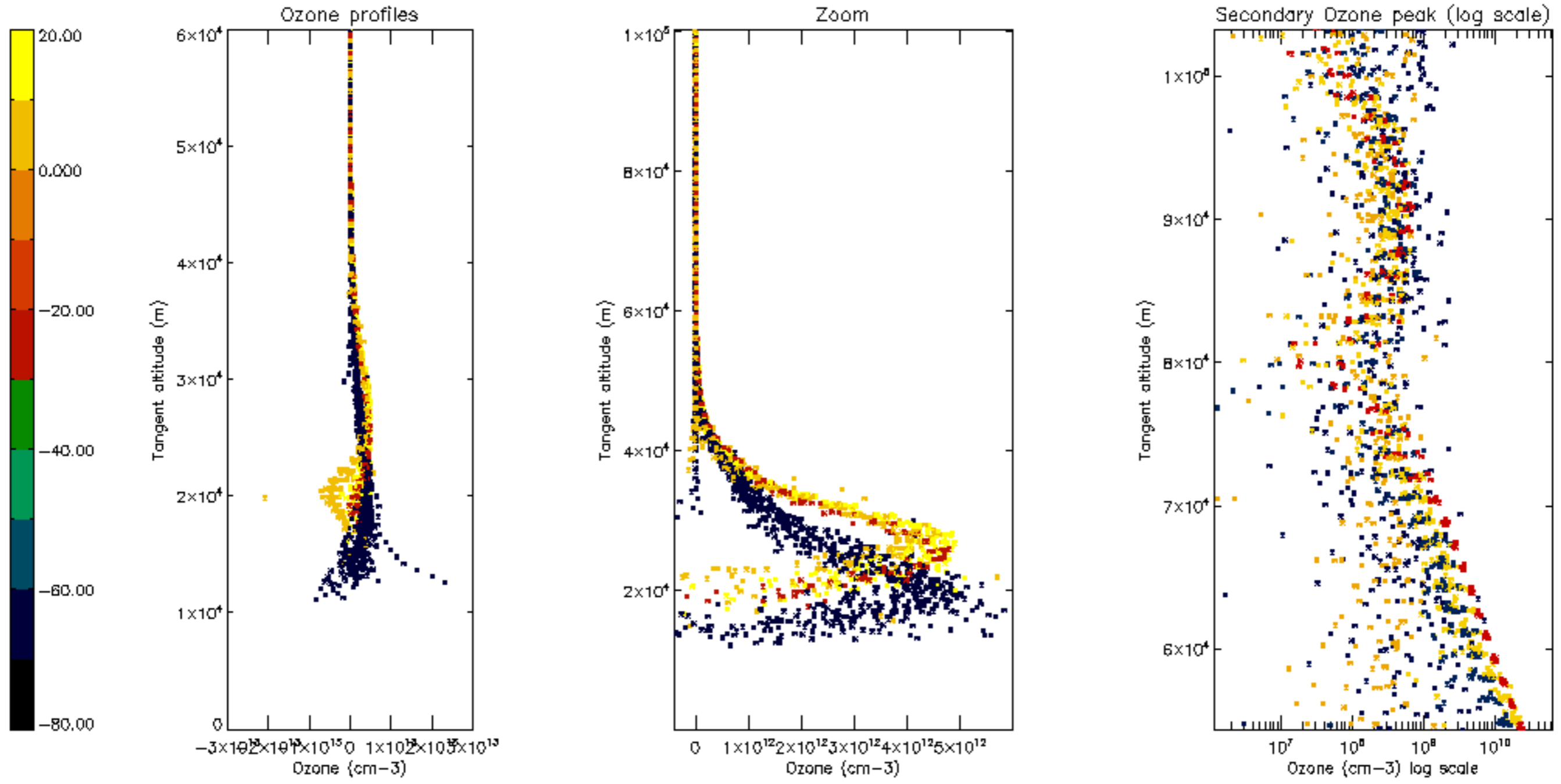


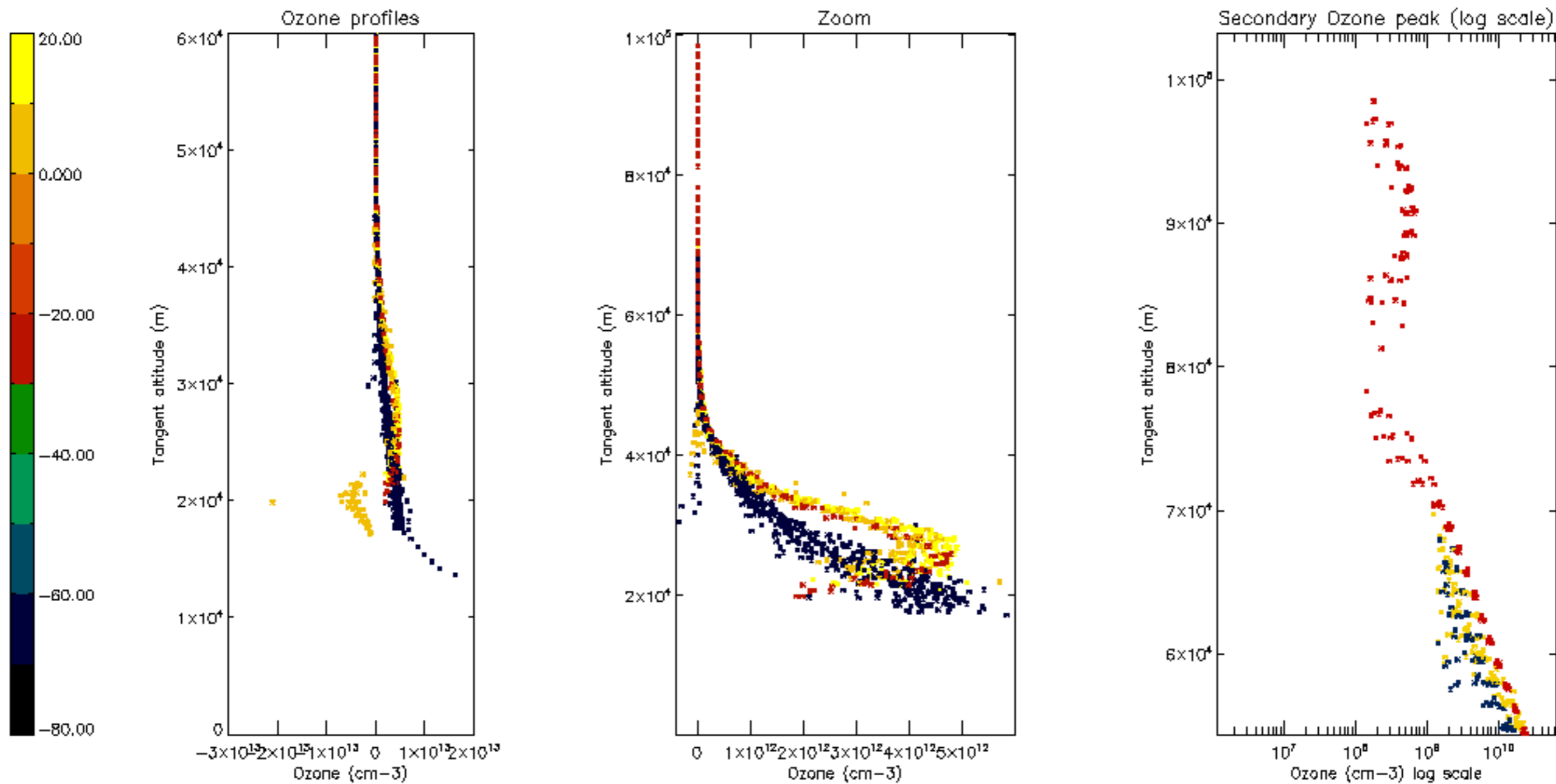
Percentage of star falling outside central band per profile

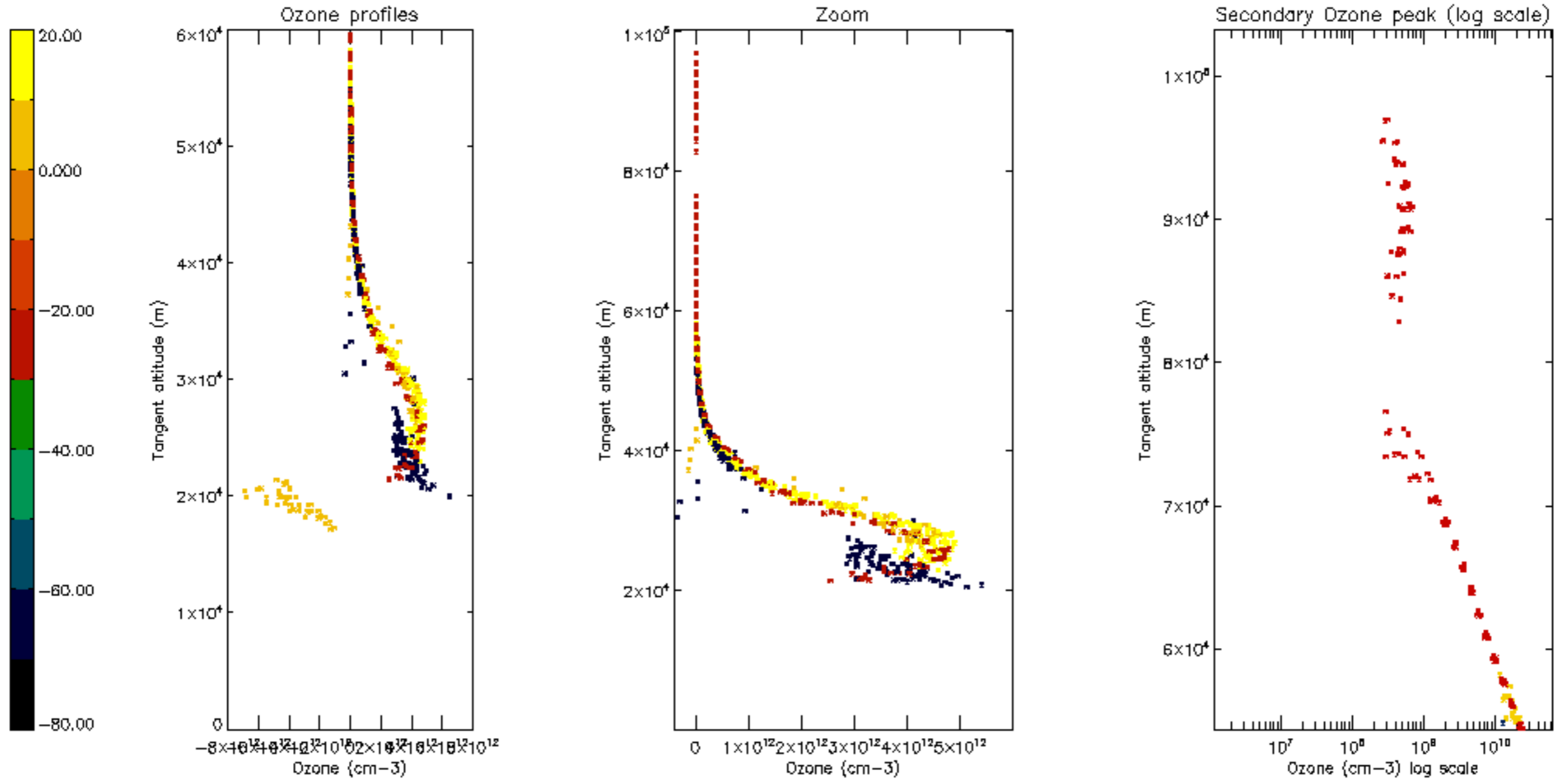


Percentage of saturation errors per profile

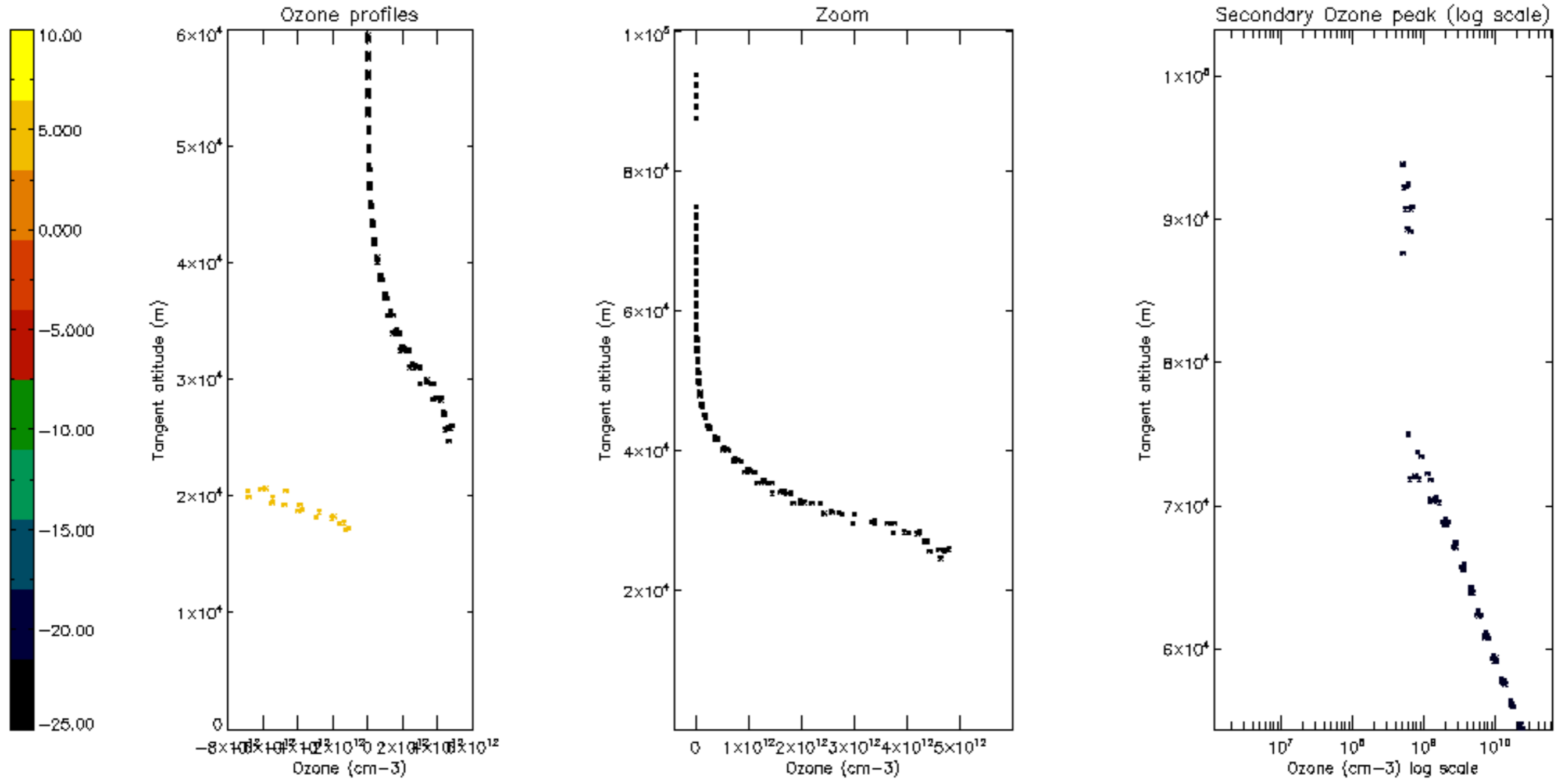


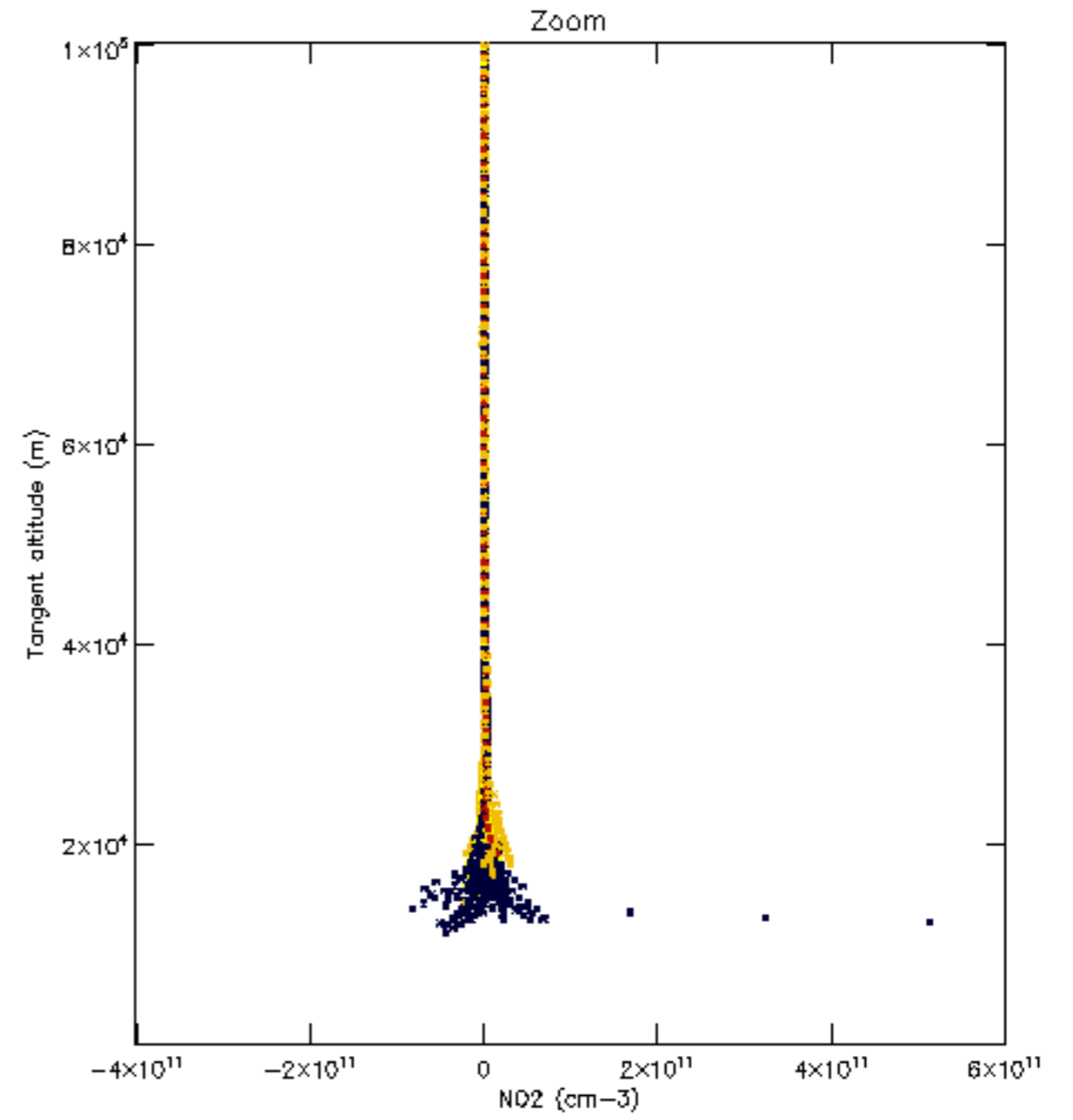
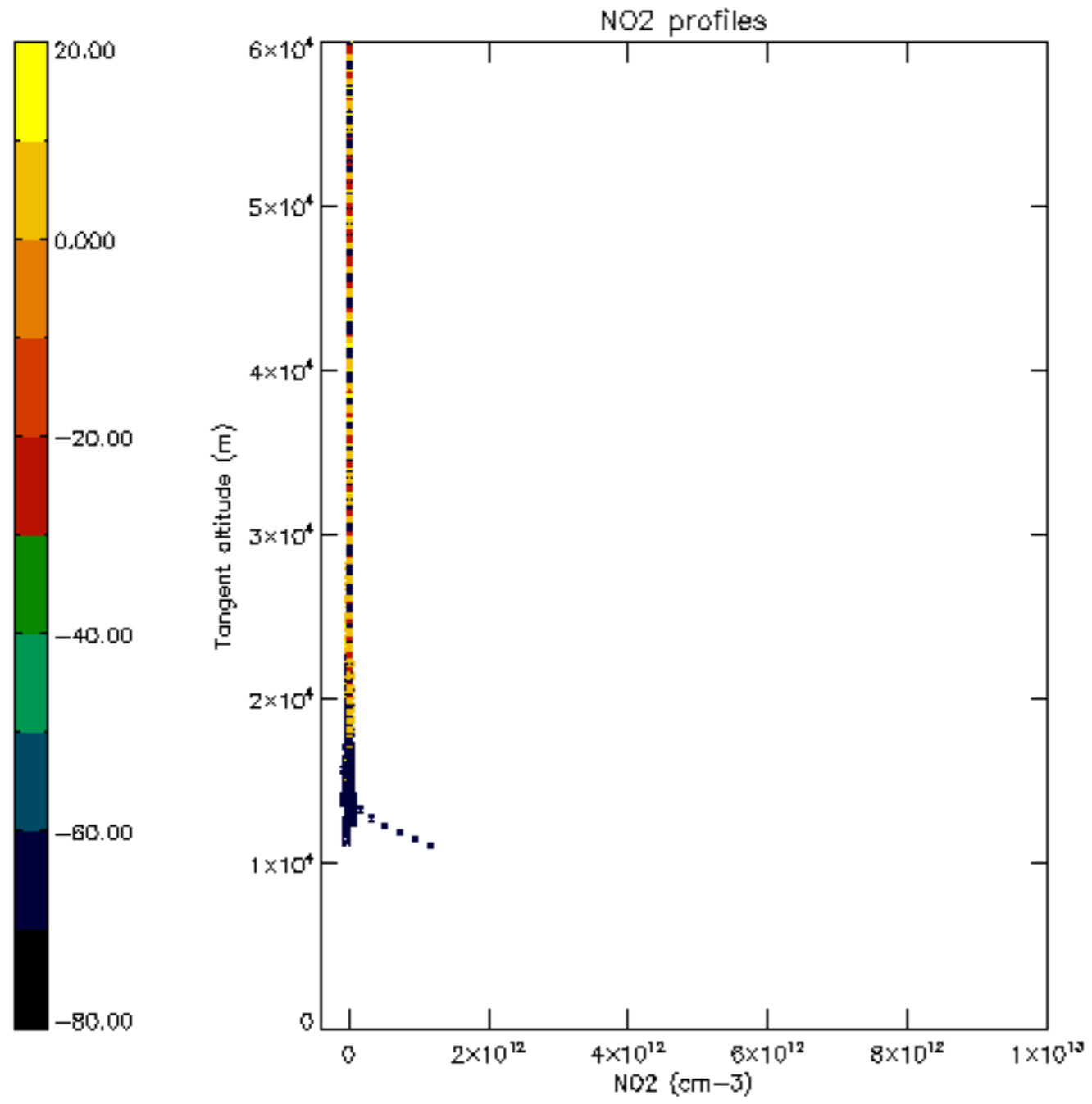


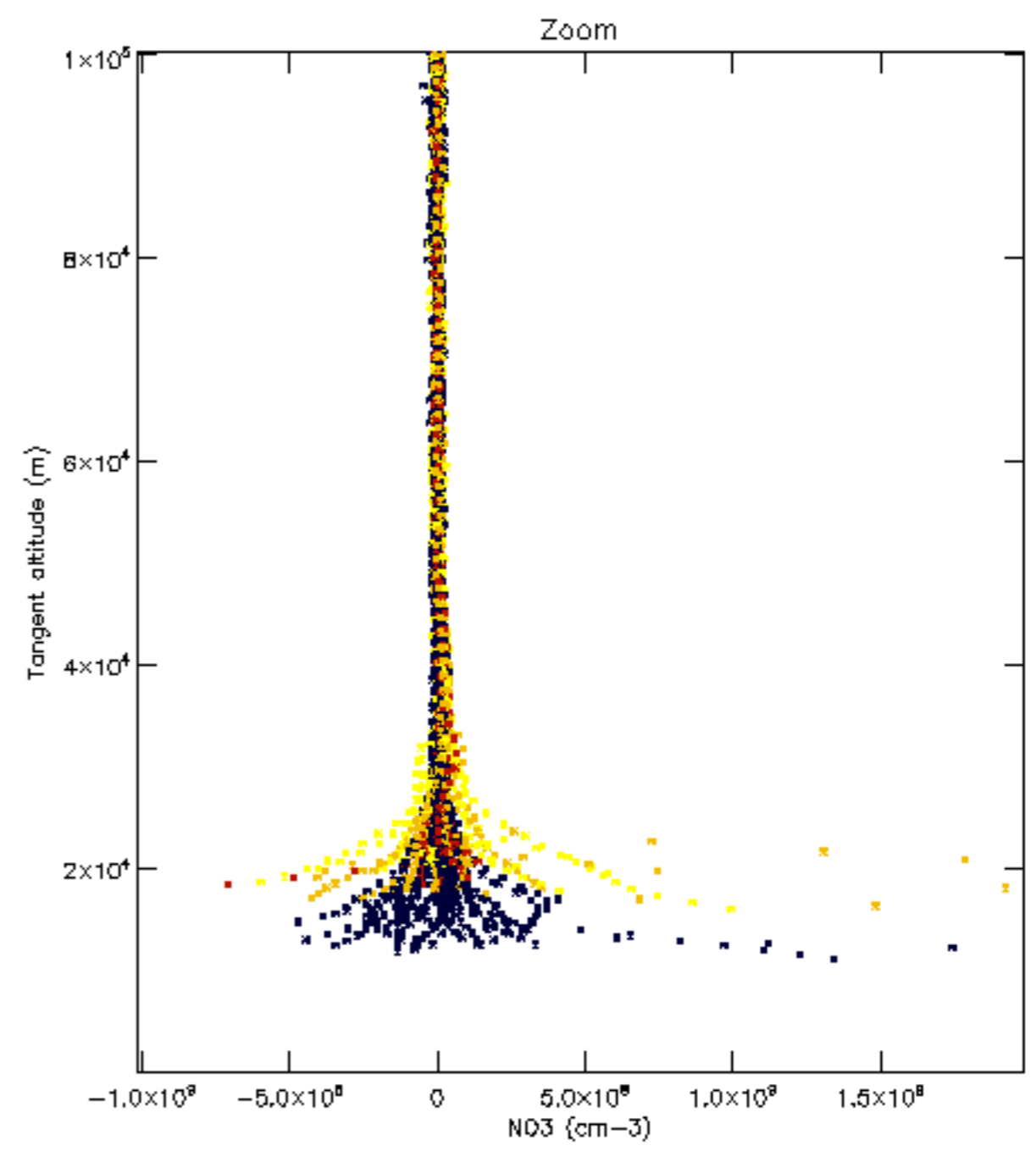
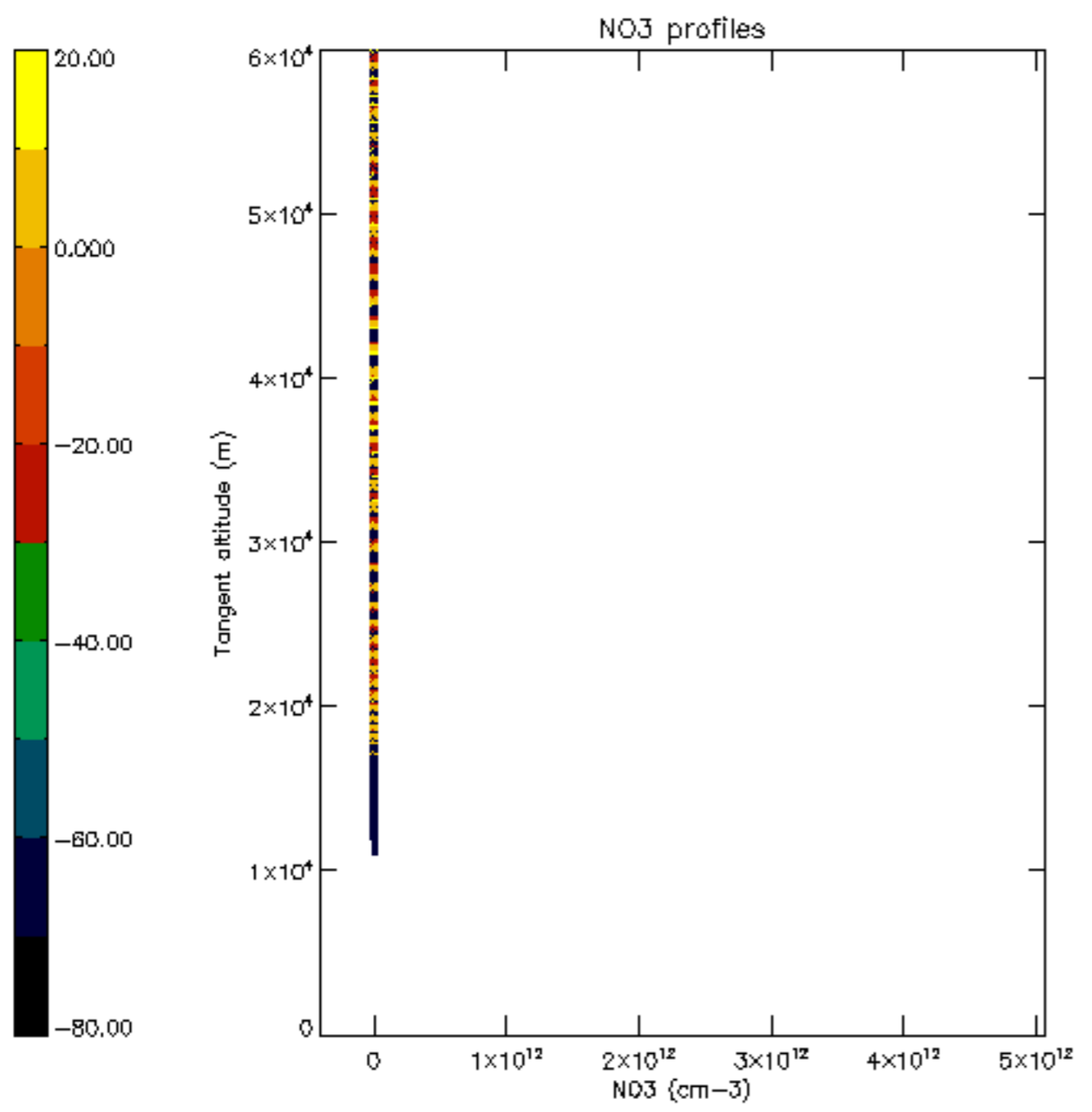


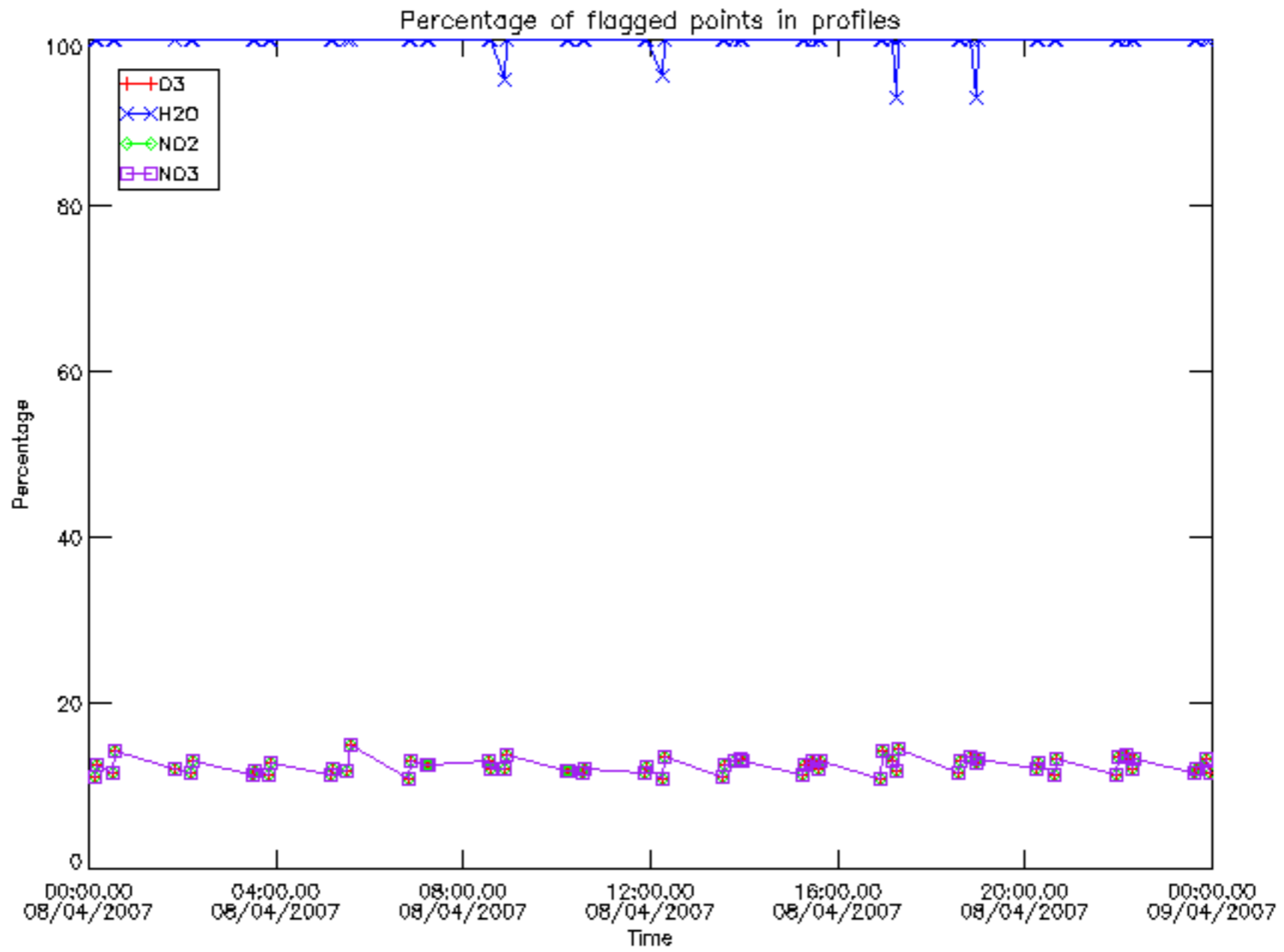






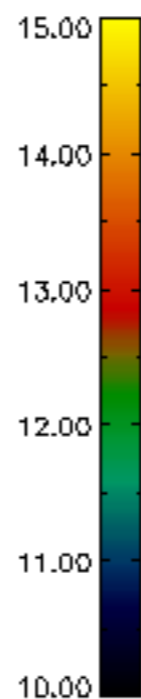
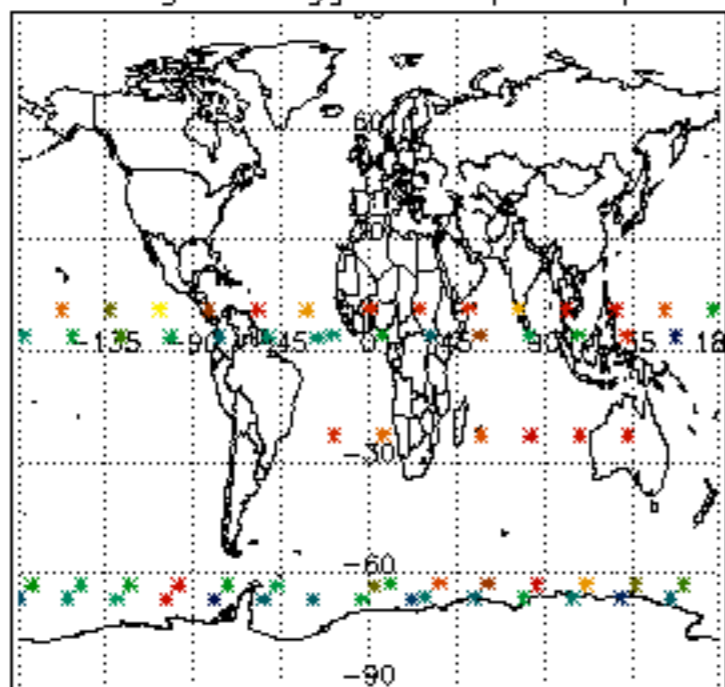




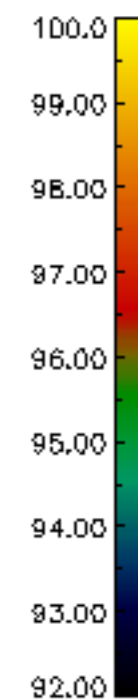
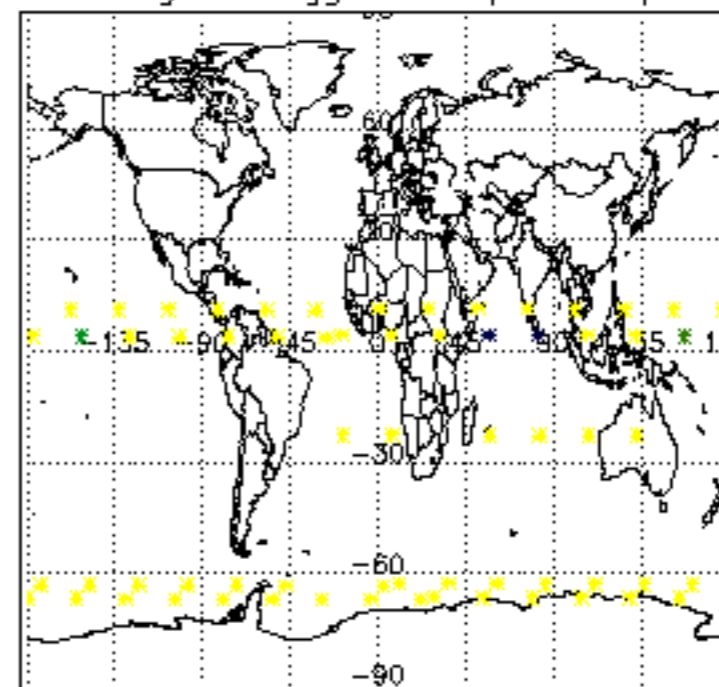




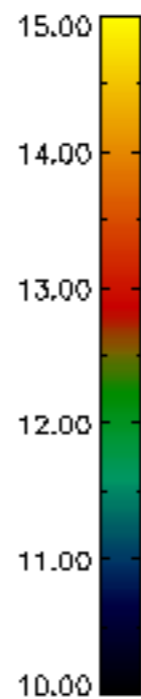
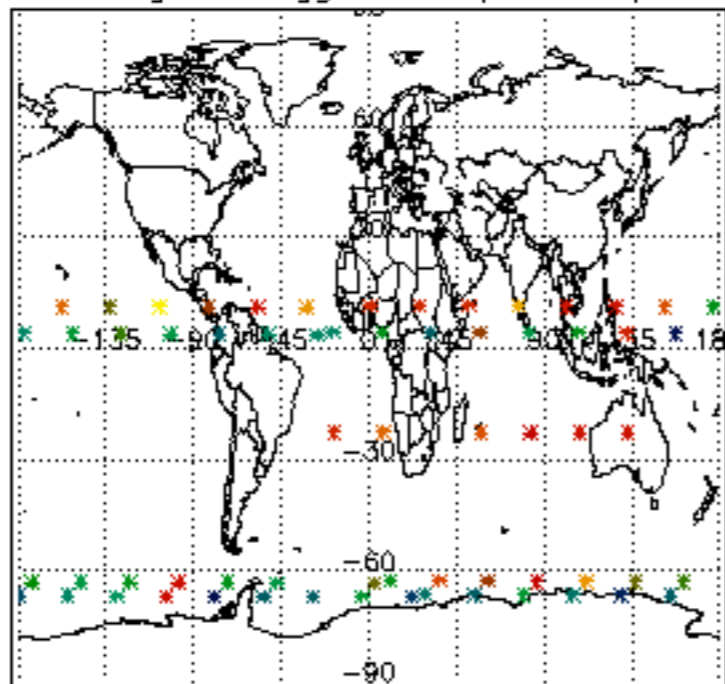
Percentage of flagged data per D3 profile



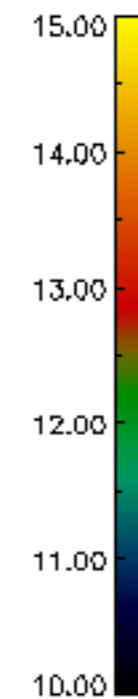
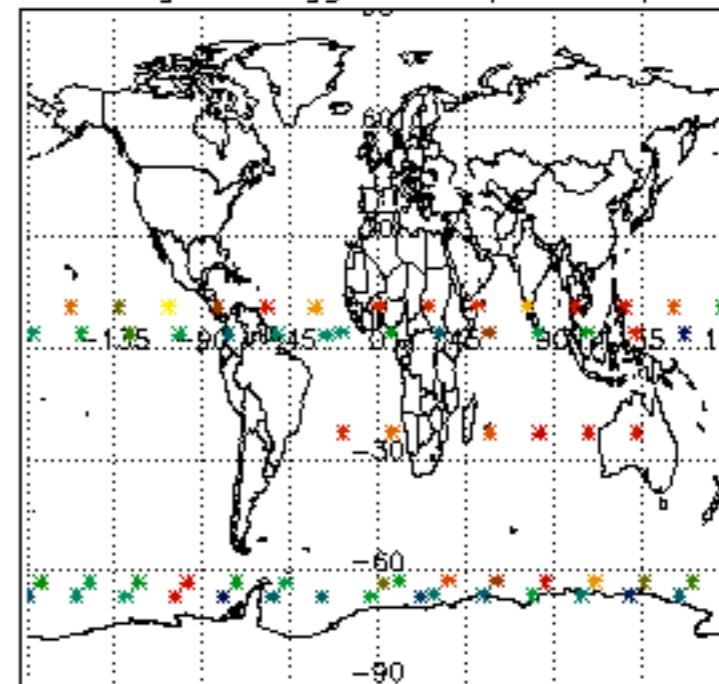
Percentage of flagged data per H2O profile

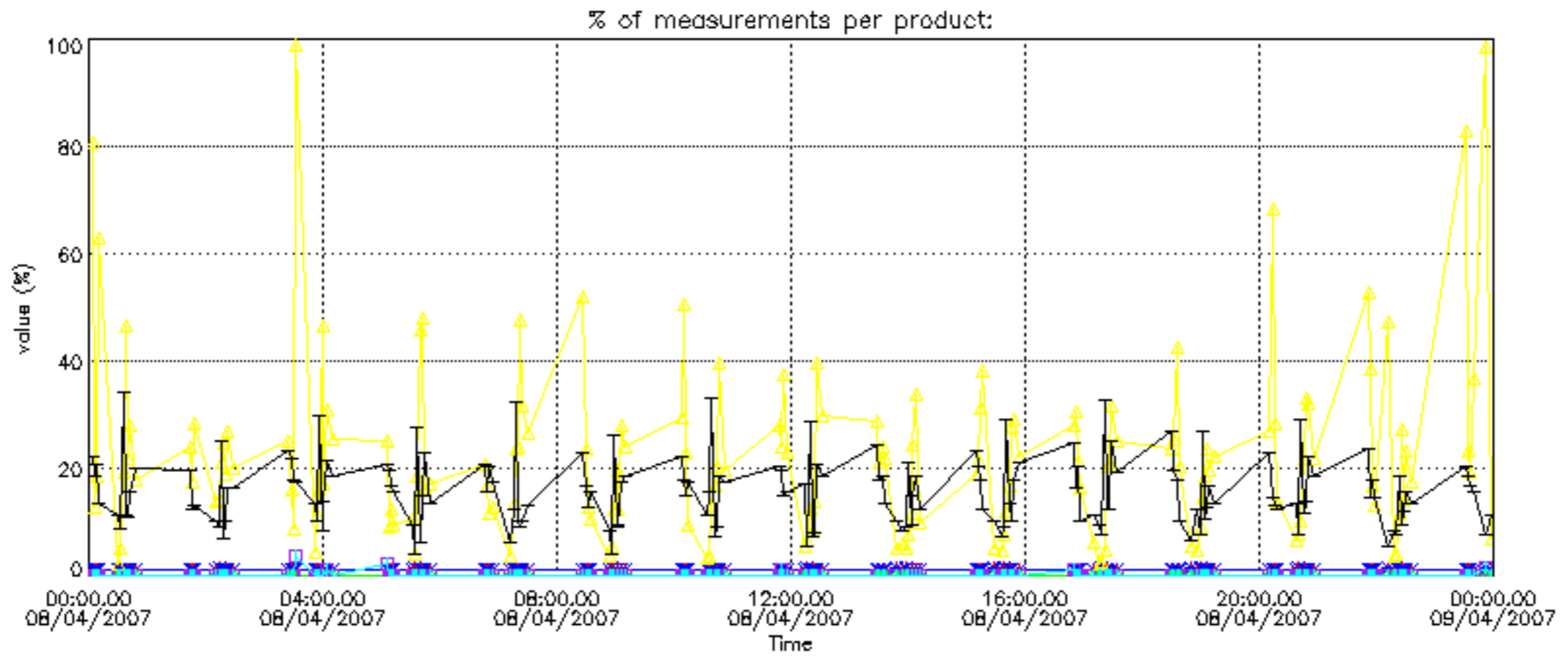


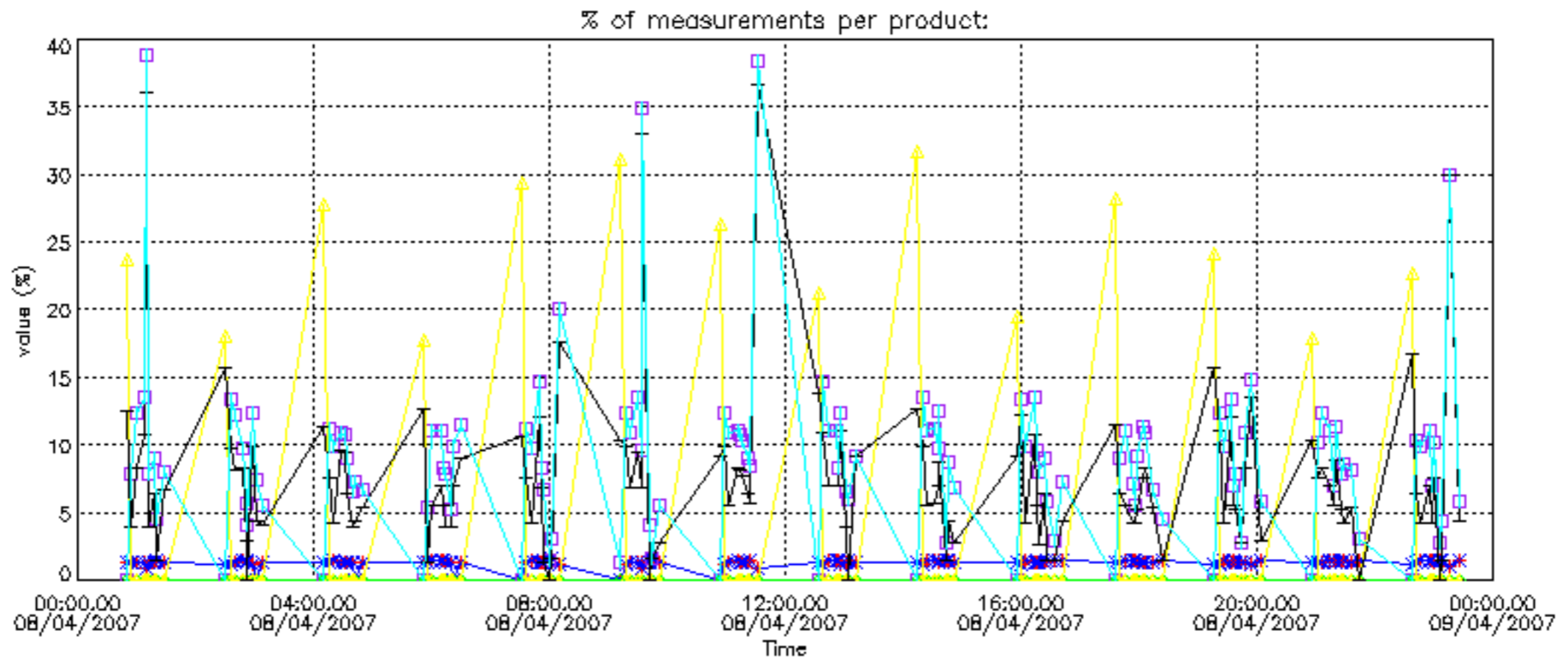
Percentage of flagged data per NO2 profile



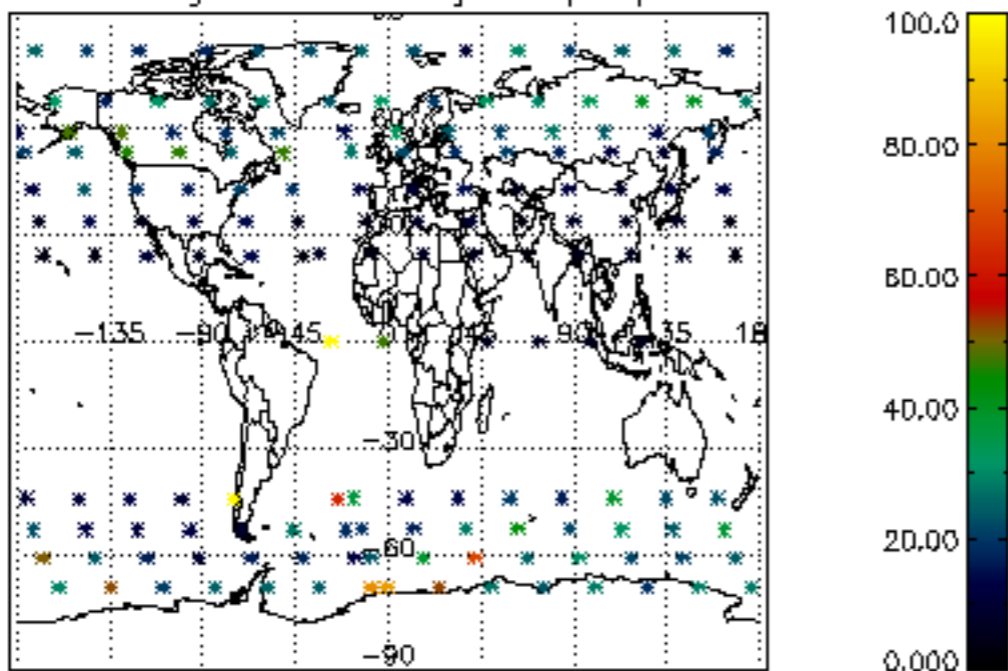
Percentage of flagged data per NO3 profile



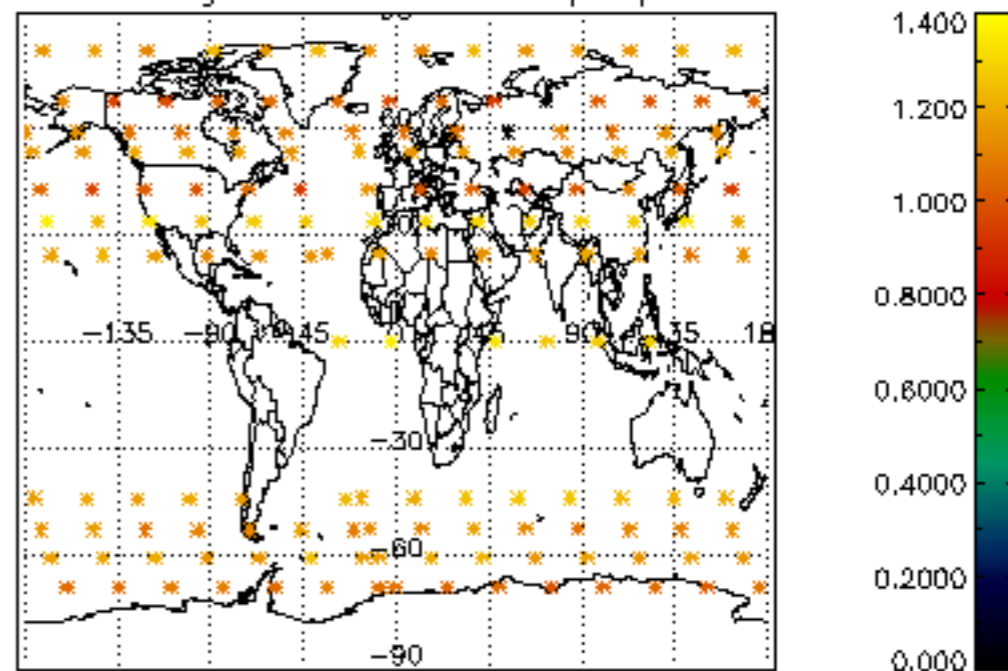




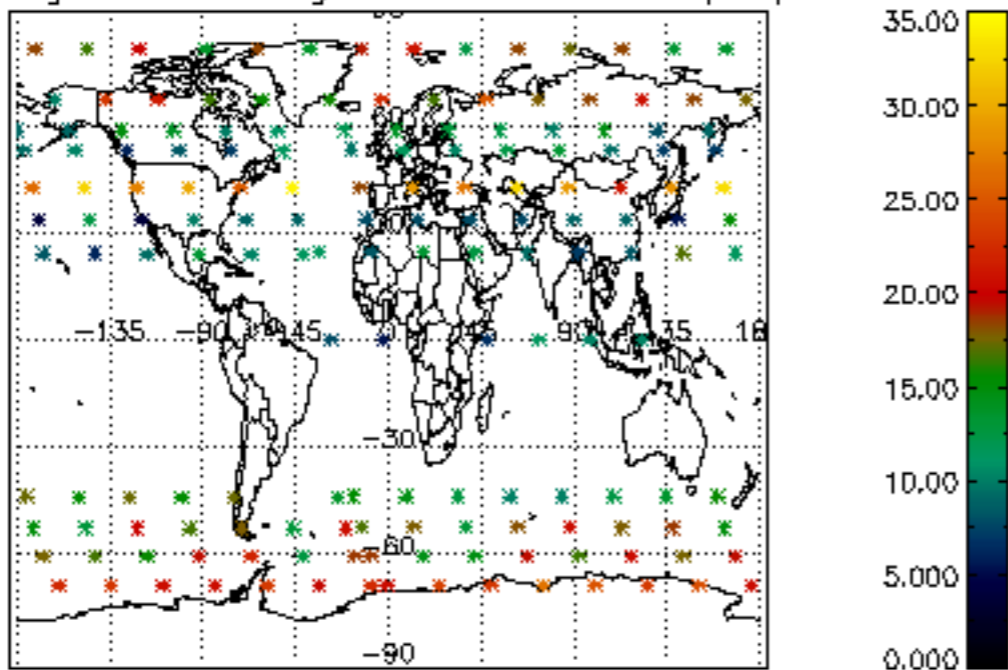
Percentage of cosmic ray hits per profile



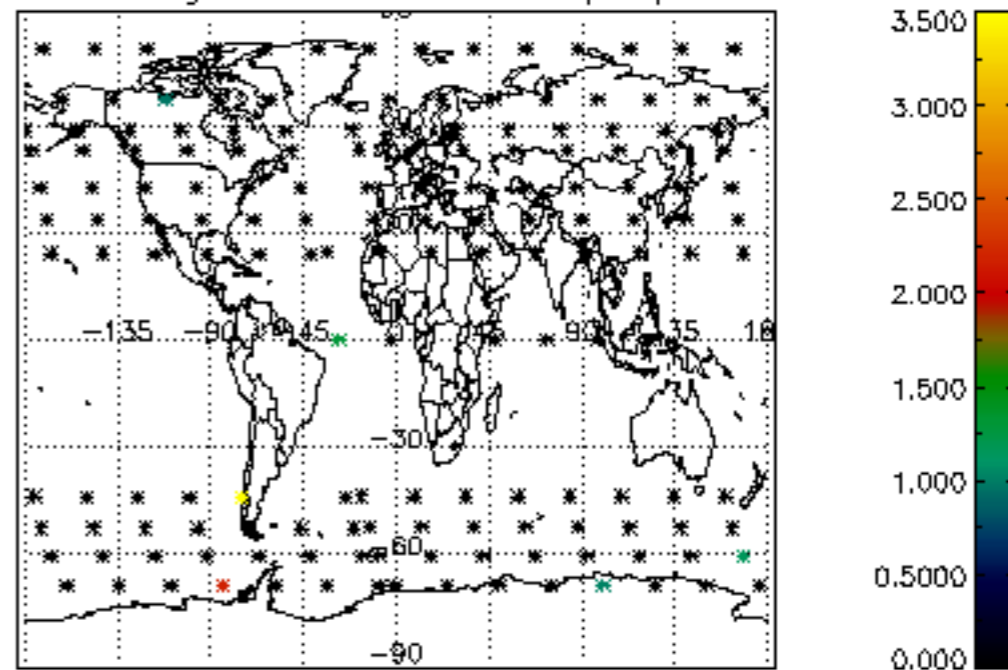
Percentage of datation errors per profile



Percentage of star falling outside central band per profile

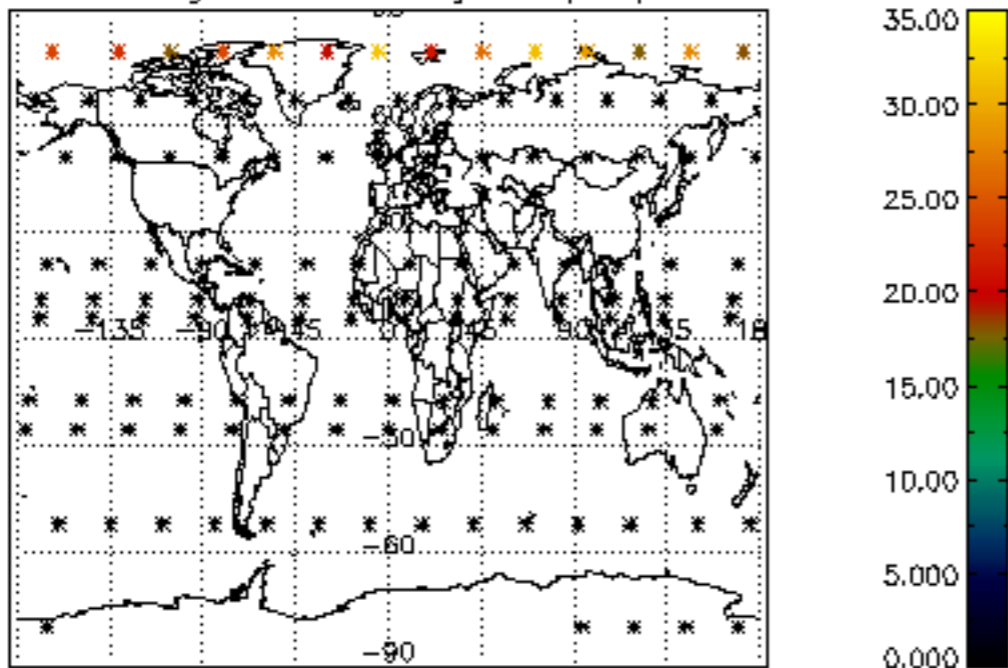


Percentage of saturation errors per profile

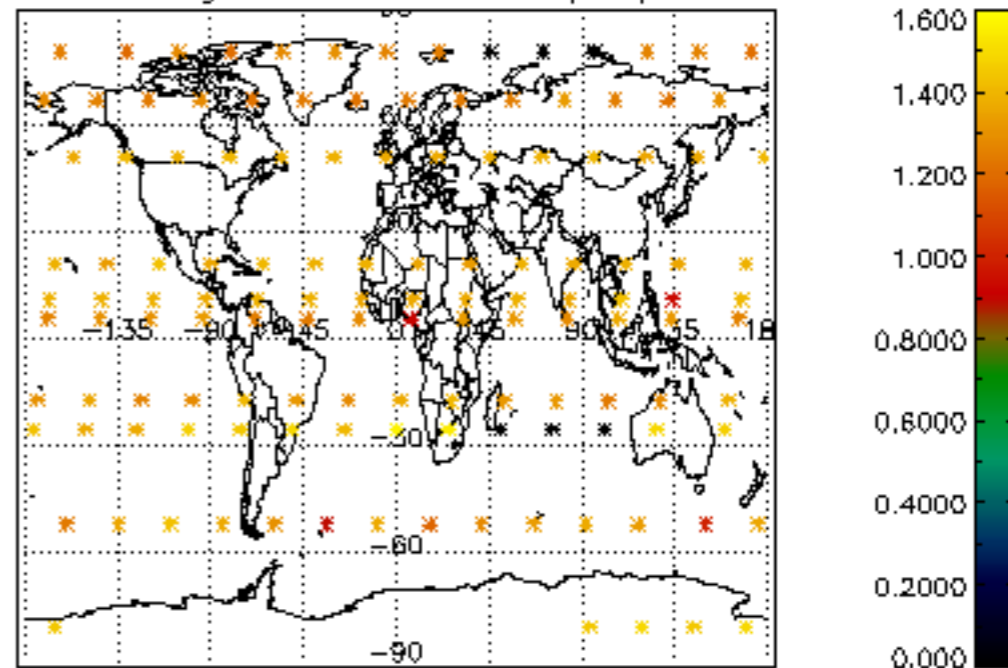




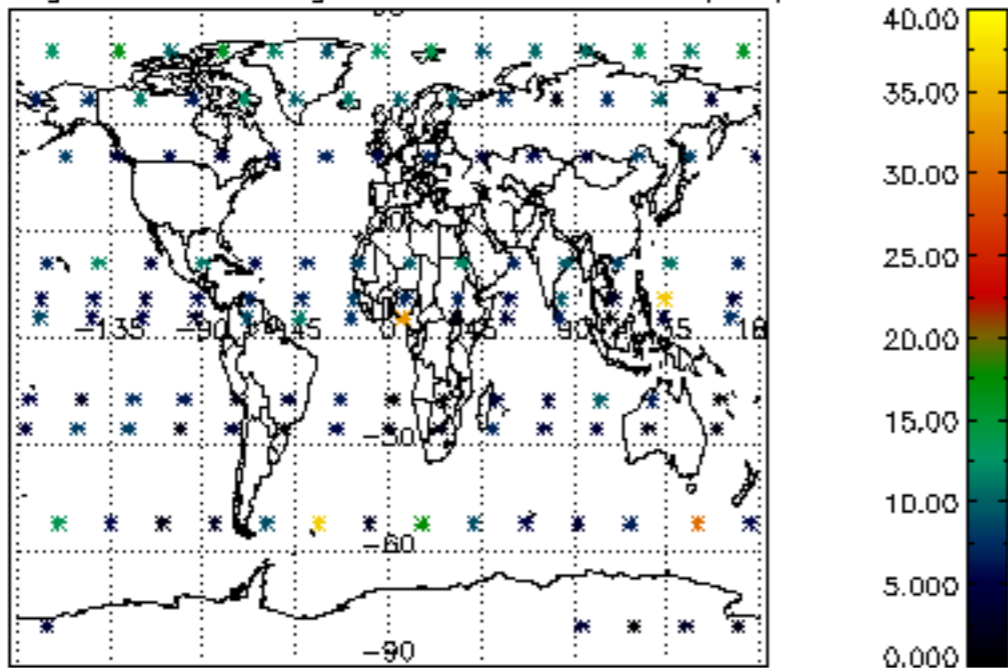
Percentage of cosmic ray hits per profile



Percentage of datation errors per profile



Percentage of star falling outside central band per profile



Percentage of saturation errors per profile

