

# GOMOS Level 2 Daily Report

## SUMMARY

### [1. General Info](#)

### [2. Summary of processed GOM\\_NL\\_2P products](#)

### [3. Level 2 Quality information per product](#)

#### [3.1 Plot of level 2 quality information per product \(time dependant\)](#)

#### [3.2 Plot of level 2 quality information per product \(world map\)](#)

### [4. Level 1 Quality information per product \(stored on level 2 products\)](#)

#### [4.1 Plot of level 1 quality information per product \(time dependant\)](#)

##### [4.1.1 Plot of level 1 quality information per product \(time dependant\): ASCENDING](#)

##### [4.1.2 Plot of level 1 quality information per product \(time dependant\): DESCENDING](#)

#### [4.2 Plot of level 1 quality information per product \(world map\)](#)

##### [4.2.1 Plot of level 1 quality information per product \(world map\): ASCENDING](#)

##### [4.2.2 Plot of level 1 quality information per product \(world map\): DESCENDING](#)

### [5. Ozone profiles based on quality statistics and other trace gas profiles](#)

#### [5.1 Ozone statistics based on quality of products](#)

#### [5.2 Plot ozone profiles for all STD \(dark without errors\)](#)

#### [5.3 Plot ozone profiles where STD < 20% \(dark without errors\)](#)

#### [5.4. Plot ozone profiles where STD < 10% \(dark without errors\)](#)

#### [5.5. Plot ozone profiles where STD < 5% \(dark without errors\)](#)

#### [5.6 Plot NO2 profiles for all STD \(dark without errors\)](#)

#### [5.7 Plot NO3 profiles for all STD \(dark without errors\)](#)

#### [5.8 Plot H2O profiles \(only for occultations of stars 1,2,3,4,13,14,16,26,63 dark without errors\) for all STD](#)

### [6. Auxiliary Data Files used for the production reported in section 2](#)

This report presents the daily analysis on parameters extracted from GOMOS level 2 data (GOM\_NL\_\_2P).  
 It is intended to monitor some important parameters that will impact the quality of these products.  
 A list of level 2 products (and content) that have arrived during the reporting day to the PCF is also given.

Item	Value
Time of report generation	22APR2013 18:07:08
Data source version	GOMOS/6.01
Start time of products	06-04-2007 (06APR2007 00:00:00)
Stop time of products	07-04-2007 (07APR2007 00:00:00)
Store outputs in DB	Yes
Nb of level 2 prods	302
Nb of prods with errors	0

## 2. Summary of processed GOM\_NL\_\_2P products.

Nr	Filename	UTC Start time	Limb	Duration	Star Id	Star Name	Star Mag	Star Temp	Nb Meas	Orbit	Prod. error
1	GOM_NL__2PRFIN20070406_000030_000000432057_00045_26652_7144.N1	06-APR-2007 00:00:30	Straylight	43.000	78	Alp Lup	2.3040	28000.	86	26652	No
2	GOM_NL__2PRFIN20070406_000306_000000402057_00045_26652_7145.N1	06-APR-2007 00:03:06	Straylight	39.500	64	Gam Cen	2.2000	10600.	79	26652	No
3	GOM_NL__2PRFIN20070406_000544_000000432057_00045_26652_7146.N1	06-APR-2007 00:05:44	Straylight	42.500	123	lot Cen	2.7500	10200.	85	26652	No
4	GOM_NL__2PRFIN20070406_001024_000000442057_00045_26652_7147.N1	06-APR-2007 00:10:24	Twilight	44.000	106	9Bet Crv	2.6480	5600.0	88	26652	No
5	GOM_NL__2PRFIN20070406_001219_000000422057_00045_26652_7148.N1	06-APR-2007 00:12:19	Twilight	41.500	100	4Gam Crv	2.5800	13100.	83	26652	No
6	GOM_NL__2PRFIN20070406_002147_000000372057_00045_26652_7149.N1	06-APR-2007 00:21:47	Bright	37.000	62	94Bet Leo	2.1360	9700.0	74	26652	No
7	GOM_NL__2PRFIN20070406_002330_000000362057_00045_26652_7150.N1	06-APR-2007 00:23:30	Bright	35.500	96	68Del Leo	2.5600	9300.0	71	26652	No
8	GOM_NL__2PRFIN20070406_003015_000000362057_00045_26652_7151.N1	06-APR-2007 00:30:15	Bright	35.500	174	52Psi UMa	3.0040	4400.0	71	26652	No
9	GOM_NL__2PRFIN20070406_003306_000000362057_00045_26652_7152.N1	06-APR-2007 00:33:06	Bright	36.000	87	64Gam UMa	2.4330	11000.	72	26652	No
10	GOM_NL__2PRFIN20070406_003507_000000372057_00045_26652_7153.N1	06-APR-2007 00:35:07	Bright	36.500	36	50Alp UMa	1.8000	6300.0	73	26652	No
11	GOM_NL__2PRFIN20070406_004108_000000422057_00045_26652_7154.N1	06-APR-2007 00:41:08	Bright	41.500	60	7Bet UMi	2.0810	3950.0	83	26652	No
12	GOM_NL__2PRFIN20070406_004312_000000322057_00045_26652_7155.N1	06-APR-2007 00:43:12	Bright	32.000	49	1Alp UMi	1.9900	6300.0	64	26652	No
13	GOM_NL__2PRFIN20070406_005049_000000362057_00045_26652_7156.N1	06-APR-2007 00:50:49	Bright	36.000	89	5Alp Cep	2.4510	8000.0	72	26652	No
14	GOM_NL__2PRFIN20070406_010638_000000482057_00045_26652_7157.N1	06-APR-2007 01:06:38	Twilight	47.500	61	8Eps Peg	2.1000	3900.0	95	26652	No
15	GOM_NL__2PRFIN20070406_010907_000000412057_00045_26652_7158.N1	06-APR-2007 01:09:07	Twilight	41.000	162	34Alp Aqr	2.9440	5350.0	82	26652	No
16	GOM_NL__2PRFIN20070406_011120_000000422057_00045_26652_7159.N1	06-APR-2007 01:11:20	Dark	42.000	154	22Bet Aqr	2.8990	5700.0	84	26652	No
17	GOM_NL__2PRFIN20070406_011351_000000402057_00045_26652_7160.N1	06-APR-2007 01:13:51	Dark	39.500	142	49Del Cap	2.8500	8900.0	79	26652	No
18	GOM_NL__2PRFIN20070406_012609_000000392057_00045_26652_7161.N1	06-APR-2007 01:26:09	Dark	38.500	45	Alp Pav	1.9400	26000.	77	26652	No
19	GOM_NL__2PRFIN20070406_013341_000000422057_00046_26653_7144.N1	06-APR-2007 01:33:41	Dark	41.500	43	Alp TrA	1.9100	4250.0	83	26653	No
20	GOM_NL__2PRFIN20070406_013537_000000402057_00046_26653_7145.N1	06-APR-2007 01:35:37	Dark	39.500	134	Bet TrA	2.8100	6600.0	79	26653	No
21	GOM_NL__2PRFIN20070406_013812_000000542057_00046_26653_7146.N1	06-APR-2007 01:38:12	Straylight	53.500	4	Alp1Cen	-0.010000	5800.0	107	26653	No
22	GOM_NL__2PRFIN20070406_014106_000000452057_00046_26653_7147.N1	06-APR-2007 01:41:06	Straylight	44.500	78	Alp Lup	2.3040	28000.	89	26653	No
23	GOM_NL__2PRFIN20070406_014342_000000402057_00046_26653_7148.N1	06-APR-2007 01:43:42	Straylight	40.000	64	Gam Cen	2.2000	10600.	80	26653	No
24	GOM_NL__2PRFIN20070406_014620_000000442057_00046_26653_7149.N1	06-APR-2007 01:46:20	Straylight	43.500	123	lot Cen	2.7500	10200.	87	26653	No
25	GOM_NL__2PRFIN20070406_015100_000000442057_00046_26653_7150.N1	06-APR-2007 01:51:00	Twilight	44.000	106	9Bet Crv	2.6480	5600.0	88	26653	No
26	GOM_NL__2PRFIN20070406_015255_000000412057_00046_26653_7151.N1	06-APR-2007 01:52:55	Twilight	41.000	100	4Gam Crv	2.5800	13100.	82	26653	No
27	GOM_NL__2PRFIN20070406_020223_000000382057_00046_26653_7152.N1	06-APR-2007 02:02:23	Bright	37.500	62	94Bet Leo	2.1360	9700.0	75	26653	No
28	GOM_NL__2PRFIN20070406_020406_000000352057_00046_26653_7153.N1	06-APR-2007 02:04:06	Bright	35.000	96	68Del Leo	2.5600	9300.0	70	26653	No
29	GOM_NL__2PRFIN20070406_021051_000000352057_00046_26653_7154.N1	06-APR-2007 02:10:51	Bright	34.500	174	52Psi UMa	3.0040	4400.0	69	26653	No
30	GOM_NL__2PRFIN20070406_021342_000000362057_00046_26653_7155.N1	06-APR-2007 02:13:42	Bright	35.500	87	64Gam UMa	2.4330	11000.	71	26653	No
31	GOM_NL__2PRFIN20070406_021543_000000352057_00046_26653_7156.N1	06-APR-2007 02:15:43	Bright	35.000	36	50Alp UMa	1.8000	6300.0	70	26653	No
32	GOM_NL__2PRFIN20070406_022144_000000402057_00046_26653_7157.N1	06-APR-2007 02:21:44	Bright	39.500	60	7Bet UMi	2.0810	3950.0	79	26653	No
33	GOM_NL__2PRFIN20070406_022348_000000342057_00046_26653_7158.N1	06-APR-2007 02:23:48	Bright	33.500	49	1Alp UMi	1.9900	6300.0	67	26653	No
34	GOM_NL__2PRFIN20070406_023124_000000382057_00046_26653_7159.N1	06-APR-2007 02:31:24	Bright	37.500	89	5Alp Cep	2.4510	8000.0	75	26653	No
35	GOM_NL__2PRFIN20070406_024714_000000462057_00046_26653_7160.N1	06-APR-2007 02:47:14	Twilight	45.500	61	8Eps Peg	2.1000	3900.0	91	26653	No
36	GOM_NL__2PRFIN20070406_024943_000000412057_00046_26653_7161.N1	06-APR-2007 02:49:43	Twilight	41.000	162	34Alp Aqr	2.9440	5350.0	82	26653	No
37	GOM_NL__2PRFIN20070406_025157_000000452057_00046_26653_7162.N1	06-APR-2007 02:51:57	Dark	45.000	154	22Bet Aqr	2.8990	5700.0	90	26653	No
38	GOM_NL__2PRFIN20070406_025427_000000392057_00046_26653_7163.N1	06-APR-2007 02:54:27	Dark	38.500	142	49Del Cap	2.8500	8900.0	77	26653	No
39	GOM_NL__2PRFIN20070406_030646_000000382057_00046_26653_7164.N1	06-APR-2007 03:06:46	Dark	37.500	45	Alp Pav	1.9400	26000.	75	26653	No
40	GOM_NL__2PRFIN20070406_031417_000000412057_00047_26654_7157.N1	06-APR-2007 03:14:17	Dark	40.500	43	Alp TrA	1.9100	4250.0	81	26654	No
41	GOM_NL__2PRFIN20070406_031614_000000382057_00047_26654_7158.N1	06-APR-2007 03:16:14	Dark	38.000	134	Bet TrA	2.8100	6600.0	76	26654	No
42	GOM_NL__2PRFIN20070406_031848_000000452057_00047_26654_7159.N1	06-APR-2007 03:18:48	Straylight	44.500	4	Alp1Cen	-0.010000	5800.0	89	26654	No

43	GOM_NL__2PRFIN20070406_032143_000000472057_00047_26654_7160.N1	06-APR-2007 03:21:43	Straylight	47.000	78	Alp Lup	2.3040	28000.	94	26654	No
44	GOM_NL__2PRFIN20070406_032418_000000422057_00047_26654_7161.N1	06-APR-2007 03:24:18	Straylight	41.500	64	Gam Cen	2.2000	10600.	83	26654	No
45	GOM_NL__2PRFIN20070406_032657_000000422057_00047_26654_7162.N1	06-APR-2007 03:26:57	Straylight	42.000	123	lot Cen	2.7500	10200.	84	26654	No
46	GOM_NL__2PRFIN20070406_033137_000000432057_00047_26654_7163.N1	06-APR-2007 03:31:37	Tw_i_and_stray	43.000	106	9Bet Crv	2.6480	5600.0	86	26654	No
47	GOM_NL__2PRFIN20070406_033331_000000432057_00047_26654_7164.N1	06-APR-2007 03:33:31	Tw_i_and_stray	42.500	100	4Gam Crv	2.5800	13100.	85	26654	No
48	GOM_NL__2PRFIN20070406_034259_000000372057_00047_26654_7165.N1	06-APR-2007 03:42:59	Bright	36.500	62	94Bet Leo	2.1360	9700.0	73	26654	No
49	GOM_NL__2PRFIN20070406_034442_000000362057_00047_26654_7166.N1	06-APR-2007 03:44:42	Bright	35.500	96	68Del Leo	2.5600	9300.0	71	26654	No
50	GOM_NL__2PRFIN20070406_035127_000000352057_00047_26654_7167.N1	06-APR-2007 03:51:27	Bright	35.000	174	52Psi UMa	3.0040	4400.0	70	26654	No
51	GOM_NL__2PRFIN20070406_035418_000000372057_00047_26654_7168.N1	06-APR-2007 03:54:18	Bright	37.000	87	64Gam UMa	2.4330	11000.	74	26654	No
52	GOM_NL__2PRFIN20070406_035619_000000342057_00047_26654_7169.N1	06-APR-2007 03:56:19	Bright	33.500	36	50Alp UMa	1.8000	6300.0	67	26654	No
53	GOM_NL__2PRFIN20070406_040219_000000362057_00047_26654_7170.N1	06-APR-2007 04:02:19	Bright	35.500	60	7Bet UMi	2.0810	3950.0	71	26654	No
54	GOM_NL__2PRFIN20070406_040424_000000342057_00047_26654_7171.N1	06-APR-2007 04:04:24	Bright	34.000	49	1Alp UMi	1.9900	6300.0	68	26654	No
55	GOM_NL__2PRFIN20070406_041200_000000382057_00047_26654_7172.N1	06-APR-2007 04:12:00	Bright	38.000	89	5Alp Cep	2.4510	8000.0	76	26654	No
56	GOM_NL__2PRFIN20070406_042750_000000502057_00047_26654_7173.N1	06-APR-2007 04:27:50	Tw_i_and_stray	49.500	61	8Eps Peg	2.1000	3900.0	99	26654	No
57	GOM_NL__2PRFIN20070406_043019_000000432057_00047_26654_7174.N1	06-APR-2007 04:30:19	Twilight	42.500	162	34Alp Aqr	2.9440	5350.0	85	26654	No
58	GOM_NL__2PRFIN20070406_043233_000000432057_00047_26654_7175.N1	06-APR-2007 04:32:33	Dark	42.500	154	22Bet Aqr	2.8990	5700.0	85	26654	No
59	GOM_NL__2PRFIN20070406_043504_000000392057_00047_26654_7176.N1	06-APR-2007 04:35:04	Dark	39.000	142	49Del Cap	2.8500	8900.0	78	26654	No
60	GOM_NL__2PRFIN20070406_044722_000000382057_00047_26654_7177.N1	06-APR-2007 04:47:22	Dark	38.000	45	Alp Pav	1.9400	26000.	76	26654	No
61	GOM_NL__2PRFIN20070406_045454_000000402057_00048_26655_7165.N1	06-APR-2007 04:54:54	Dark	39.500	43	Alp TrA	1.9100	4250.0	79	26655	No
62	GOM_NL__2PRFIN20070406_045650_000000402057_00048_26655_7166.N1	06-APR-2007 04:56:50	Dark	40.000	134	Bet TrA	2.8100	6600.0	80	26655	No
63	GOM_NL__2PRFIN20070406_045925_000000522057_00048_26655_7167.N1	06-APR-2007 04:59:25	Straylight	52.000	4	Alp1Cen	-0.010000	5800.0	104	26655	No
64	GOM_NL__2PRFIN20070406_050220_000000452057_00048_26655_7168.N1	06-APR-2007 05:02:20	Straylight	44.500	78	Alp Lup	2.3040	28000.	89	26655	No
65	GOM_NL__2PRFIN20070406_050454_000000412057_00048_26655_7169.N1	06-APR-2007 05:04:54	Straylight	40.500	64	Gam Cen	2.2000	10600.	81	26655	No
66	GOM_NL__2PRFIN20070406_050733_000000442057_00048_26655_7170.N1	06-APR-2007 05:07:33	Straylight	43.500	123	lot Cen	2.7500	10200.	87	26655	No
67	GOM_NL__2PRFIN20070406_051213_000000432057_00048_26655_7171.N1	06-APR-2007 05:12:13	Tw_i_and_stray	43.000	106	9Bet Crv	2.6480	5600.0	86	26655	No
68	GOM_NL__2PRFIN20070406_051407_000000412057_00048_26655_7172.N1	06-APR-2007 05:14:07	Tw_i_and_stray	40.500	100	4Gam Crv	2.5800	13100.	81	26655	No
69	GOM_NL__2PRFIN20070406_052335_000000372057_00048_26655_7173.N1	06-APR-2007 05:23:35	Bright	36.500	62	94Bet Leo	2.1360	9700.0	73	26655	No
70	GOM_NL__2PRFIN20070406_052518_000000352057_00048_26655_7174.N1	06-APR-2007 05:25:18	Bright	35.000	96	68Del Leo	2.5600	9300.0	70	26655	No
71	GOM_NL__2PRFIN20070406_053203_000000352057_00048_26655_7175.N1	06-APR-2007 05:32:03	Bright	35.000	174	52Psi UMa	3.0040	4400.0	70	26655	No
72	GOM_NL__2PRFIN20070406_053454_000000362057_00048_26655_7176.N1	06-APR-2007 05:34:54	Bright	35.500	87	64Gam UMa	2.4330	11000.	71	26655	No
73	GOM_NL__2PRFIN20070406_053655_000000362057_00048_26655_7177.N1	06-APR-2007 05:36:55	Bright	36.000	36	50Alp UMa	1.8000	6300.0	72	26655	No
74	GOM_NL__2PRFIN20070406_054255_000000392057_00048_26655_7178.N1	06-APR-2007 05:42:55	Bright	38.500	60	7Bet UMi	2.0810	3950.0	77	26655	No
75	GOM_NL__2PRFIN20070406_054500_000000362057_00048_26655_7179.N1	06-APR-2007 05:45:00	Bright	35.500	49	1Alp UMi	1.9900	6300.0	71	26655	No
76	GOM_NL__2PRFIN20070406_055236_000000372057_00048_26655_7180.N1	06-APR-2007 05:52:36	Bright	37.000	89	5Alp Cep	2.4510	8000.0	74	26655	No
77	GOM_NL__2PRFIN20070406_060827_000000472057_00048_26655_7181.N1	06-APR-2007 06:08:27	Tw_i_and_stray	46.500	61	8Eps Peg	2.1000	3900.0	93	26655	No
78	GOM_NL__2PRFIN20070406_061056_000000402057_00048_26655_7182.N1	06-APR-2007 06:10:56	Twilight	39.500	162	34Alp Aqr	2.9440	5350.0	79	26655	No
79	GOM_NL__2PRFIN20070406_061309_000000462057_00048_26655_7183.N1	06-APR-2007 06:13:09	Dark	45.500	154	22Bet Aqr	2.8990	5700.0	91	26655	No
80	GOM_NL__2PRFIN20070406_061540_000000432057_00048_26655_7184.N1	06-APR-2007 06:15:40	Dark	42.500	142	49Del Cap	2.8500	8900.0	85	26655	No
81	GOM_NL__2PRFIN20070406_062759_000000402057_00048_26655_7185.N1	06-APR-2007 06:27:59	Dark	39.500	45	Alp Pav	1.9400	26000.	79	26655	No
82	GOM_NL__2PRFIN20070406_063530_000000402057_00049_26656_7206.N1	06-APR-2007 06:35:30	Dark	40.000	43	Alp TrA	1.9100	4250.0	80	26656	No
83	GOM_NL__2PRFIN20070406_063727_000000402057_00049_26656_7207.N1	06-APR-2007 06:37:27	Dark	39.500	134	Bet TrA	2.8100	6600.0	79	26656	No
84	GOM_NL__2PRFIN20070406_064001_000000442057_00049_26656_7208.N1	06-APR-2007 06:40:01	Straylight	44.000	4	Alp1Cen	-0.010000	5800.0	88	26656	No
85	GOM_NL__2PRFIN20070406_064256_000000422057_00049_26656_7209.N1	06-APR-2007 06:42:56	Straylight	41.500	78	Alp Lup	2.3040	28000.	83	26656	No
86	GOM_NL__2PRFIN20070406_064531_000000392057_00049_26656_7210.N1	06-APR-2007 06:45:31	Straylight	38.500	64	Gam Cen	2.2000	10600.	77	26656	No
87	GOM_NL__2PRFIN20070406_064809_000000412057_00049_26656_7211.N1	06-APR-2007 06:48:09	Straylight	40.500	123	lot Cen	2.7500	10200.	81	26656	No
88	GOM_NL__2PRFIN20070406_065249_000000432057_00049_26656_7212.N1	06-APR-2007 06:52:49	Tw_i_and_stray	43.000	106	9Bet Crv	2.6480	5600.0	86	26656	No
89	GOM_NL__2PRFIN20070406_065443_000000382057_00049_26656_7213.N1	06-APR-2007 06:54:43	Tw_i_and_stray	38.000	100	4Gam Crv	2.5800	13100.	76	26656	No
90	GOM_NL__2PRFIN20070406_070411_000000372057_00049_26656_7214.N1	06-APR-2007 07:04:11	Bright	37.000	62	94Bet Leo	2.1360	9700.0	74	26656	No
91	GOM_NL__2PRFIN20070406_070554_000000352057_00049_26656_7215.N1	06-APR-2007 07:05:54	Bright	35.000	96	68Del Leo	2.5600	9300.0	70	26656	No
92	GOM_NL__2PRFIN20070406_071239_000000352057_00049_26656_7216.N1	06-APR-2007 07:12:39	Bright	35.000	174	52Psi UMa	3.0040	4400.0	70	26656	No
93	GOM_NL__2PRFIN20070406_071530_000000362057_00049_26656_7217.N1	06-APR-2007 07:15:30	Bright	36.000	87	64Gam UMa	2.4330	11000.	72	26656	No
94	GOM_NL__2PRFIN20070406_071731_000000362057_00049_26656_7218.N1	06-APR-2007 07:17:31	Bright	36.000	36	50Alp UMa	1.8000	6300.0	72	26656	No
95	GOM_NL__2PRFIN20070406_072331_000000402057_00049_26656_7219.N1	06-APR-2007 07:23:31	Bright	39.500	60	7Bet UMi	2.0810	3950.0	79	26656	No
96	GOM_NL__2PRFIN20070406_072536_000000362057_00049_26656_7220.N1	06-APR-2007 07:25:36	Bright	35.500	49	1Alp UMi	1.9900	6300.0	71	26656	No
97	GOM_NL__2PRFIN20070406_073312_000000362057_00049_26656_7221.N1	06-APR-2007 07:33:12	Bright	36.000	89	5Alp Cep	2.4510	8000.0	72	26656	No
98	GOM_NL__2PRFIN20070406_074903_000000482057_00049_26656_7222.N1	06-APR-2007 07:49:03	Tw_i_and_stray	48.000	61	8Eps Peg	2.1000	3900.0	96	26656	No
99	GOM_NL__2PRFIN20070406_075132_000000402057_00049_26656_7223.N1	06-APR-2007 07:51:32	Twilight	40.000	162	34Alp Aqr	2.9440	5350.0	80	26656	No
100	GOM_NL__2PRFIN20070406_075346_000000422057_00049_26656_7224.N1	06-APR-2007 07:53:46	Dark	42.000	154	22Bet Aqr	2.8990	5700.0	84	26656	No
101	GOM_NL__2PRFIN20070406_075617_000000422057_00049_26656_7225.N1	06-APR-2007 07:56:17	Dark	41.500	142	49Del Cap	2.8500	8900.0	83	26656	No

102	GOM_NL__2PRFIN20070406_080835_000000412057_00049_26656_7226.N1	06-APR-2007 08:08:35	Dark	41.000	45	Alp Pav	1.9400	26000.	82	26656	No
103	GOM_NL__2PRFIN20070406_081606_000000392057_00050_26657_7226.N1	06-APR-2007 08:16:06	Dark	39.000	43	Alp TrA	1.9100	4250.0	78	26657	No
104	GOM_NL__2PRFIN20070406_081803_000000382057_00050_26657_7227.N1	06-APR-2007 08:18:03	Dark	38.000	134	Bet TrA	2.8100	6600.0	76	26657	No
105	GOM_NL__2PRFIN20070406_082038_000000462057_00050_26657_7228.N1	06-APR-2007 08:20:38	Straylight	45.500	4	Alp1Cen	-0.010000	5800.0	91	26657	No
106	GOM_NL__2PRFIN20070406_082333_000000442057_00050_26657_7229.N1	06-APR-2007 08:23:33	Straylight	43.500	78	Alp Lup	2.3040	28000.	87	26657	No
107	GOM_NL__2PRFIN20070406_082607_000000392057_00050_26657_7230.N1	06-APR-2007 08:26:07	Straylight	39.000	64	Gam Cen	2.2000	10600.	78	26657	No
108	GOM_NL__2PRFIN20070406_082845_000000422057_00050_26657_7231.N1	06-APR-2007 08:28:45	Straylight	41.500	123	lot Cen	2.7500	10200.	83	26657	No
109	GOM_NL__2PRFIN20070406_083325_000000442057_00050_26657_7232.N1	06-APR-2007 08:33:25	Twi_and_stray	43.500	106	9Bet Crv	2.6480	5600.0	87	26657	No
110	GOM_NL__2PRFIN20070406_083519_000000392057_00050_26657_7233.N1	06-APR-2007 08:35:19	Twi_and_stray	39.000	100	4Gam Crv	2.5800	13100.	78	26657	No
111	GOM_NL__2PRFIN20070406_084447_000000382057_00050_26657_7234.N1	06-APR-2007 08:44:47	Bright	37.500	62	94Bet Leo	2.1360	9700.0	75	26657	No
112	GOM_NL__2PRFIN20070406_084630_000000362057_00050_26657_7235.N1	06-APR-2007 08:46:30	Bright	35.500	96	68Del Leo	2.5600	9300.0	71	26657	No
113	GOM_NL__2PRFIN20070406_085315_000000362057_00050_26657_7236.N1	06-APR-2007 08:53:15	Bright	36.000	174	52Psi UMa	3.0040	4400.0	72	26657	No
114	GOM_NL__2PRFIN20070406_085605_000000392057_00050_26657_7237.N1	06-APR-2007 08:56:05	Bright	38.500	87	64Gam UMa	2.4330	11000.	77	26657	No
115	GOM_NL__2PRFIN20070406_085807_000000362057_00050_26657_7238.N1	06-APR-2007 08:58:07	Bright	35.500	36	50Alp UMa	1.8000	6300.0	71	26657	No
116	GOM_NL__2PRFIN20070406_090406_000000392057_00050_26657_7239.N1	06-APR-2007 09:04:06	Bright	38.500	60	7Bet UMi	2.0810	3950.0	77	26657	No
117	GOM_NL__2PRFIN20070406_090612_000000362057_00050_26657_7240.N1	06-APR-2007 09:06:12	Bright	36.000	49	1Alp UMi	1.9900	6300.0	72	26657	No
118	GOM_NL__2PRFIN20070406_091348_000000532057_00050_26657_7241.N1	06-APR-2007 09:13:48	Bright	52.500	89	5Alp Cep	2.4510	8000.0	105	26657	No
119	GOM_NL__2PRFIN20070406_092939_000000462057_00050_26657_7242.N1	06-APR-2007 09:29:39	Twi_and_stray	45.500	61	8Eps Peg	2.1000	3900.0	91	26657	No
120	GOM_NL__2PRFIN20070406_093208_000000412057_00050_26657_7243.N1	06-APR-2007 09:32:08	Twilight	41.000	162	34Alp Aqr	2.9440	5350.0	82	26657	No
121	GOM_NL__2PRFIN20070406_093422_000000442057_00050_26657_7244.N1	06-APR-2007 09:34:22	Dark	44.000	154	22Bet Aqr	2.8990	5700.0	88	26657	No
122	GOM_NL__2PRFIN20070406_093653_000000422057_00050_26657_7245.N1	06-APR-2007 09:36:53	Dark	42.000	142	49Del Cap	2.8500	8900.0	84	26657	No
123	GOM_NL__2PRFIN20070406_094911_000000382057_00050_26657_7246.N1	06-APR-2007 09:49:11	Dark	38.000	45	Alp Pav	1.9400	26000.	76	26657	No
124	GOM_NL__2PRFIN20070406_095643_000000412057_00051_26658_7245.N1	06-APR-2007 09:56:43	Dark	40.500	43	Alp TrA	1.9100	4250.0	81	26658	No
125	GOM_NL__2PRFIN20070406_095840_000000392057_00051_26658_7246.N1	06-APR-2007 09:58:40	Dark	39.000	134	Bet TrA	2.8100	6600.0	78	26658	No
126	GOM_NL__2PRFIN20070406_100114_000000542057_00051_26658_7247.N1	06-APR-2007 10:01:14	Straylight	54.000	4	Alp1Cen	-0.010000	5800.0	108	26658	No
127	GOM_NL__2PRFIN20070406_100409_000000422057_00051_26658_7248.N1	06-APR-2007 10:04:09	Straylight	42.000	78	Alp Lup	2.3040	28000.	84	26658	No
128	GOM_NL__2PRFIN20070406_100643_000000392057_00051_26658_7249.N1	06-APR-2007 10:06:43	Straylight	39.000	64	Gam Cen	2.2000	10600.	78	26658	No
129	GOM_NL__2PRFIN20070406_100922_000000422057_00051_26658_7250.N1	06-APR-2007 10:09:22	Straylight	42.000	123	lot Cen	2.7500	10200.	84	26658	No
130	GOM_NL__2PRFIN20070406_101401_000000412057_00051_26658_7251.N1	06-APR-2007 10:14:01	Twi_and_stray	40.500	106	9Bet Crv	2.6480	5600.0	81	26658	No
131	GOM_NL__2PRFIN20070406_101555_000000402057_00051_26658_7252.N1	06-APR-2007 10:15:55	Twi_and_stray	39.500	100	4Gam Crv	2.5800	13100.	79	26658	No
132	GOM_NL__2PRFIN20070406_102523_000000382057_00051_26658_7253.N1	06-APR-2007 10:25:23	Bright	38.000	62	94Bet Leo	2.1360	9700.0	76	26658	No
133	GOM_NL__2PRFIN20070406_102706_000000372057_00051_26658_7254.N1	06-APR-2007 10:27:06	Bright	36.500	96	68Del Leo	2.5600	9300.0	73	26658	No
134	GOM_NL__2PRFIN20070406_103351_000000382057_00051_26658_7255.N1	06-APR-2007 10:33:51	Bright	37.500	174	52Psi UMa	3.0040	4400.0	75	26658	No
135	GOM_NL__2PRFIN20070406_103641_000000372057_00051_26658_7256.N1	06-APR-2007 10:36:41	Bright	36.500	87	64Gam UMa	2.4330	11000.	73	26658	No
136	GOM_NL__2PRFIN20070406_103842_000000382057_00051_26658_7257.N1	06-APR-2007 10:38:42	Bright	37.500	36	50Alp UMa	1.8000	6300.0	75	26658	No
137	GOM_NL__2PRFIN20070406_104442_000000402057_00051_26658_7258.N1	06-APR-2007 10:44:42	Bright	40.000	60	7Bet UMi	2.0810	3950.0	80	26658	No
138	GOM_NL__2PRFIN20070406_104648_000000352057_00051_26658_7259.N1	06-APR-2007 10:46:48	Bright	34.500	49	1Alp UMi	1.9900	6300.0	69	26658	No
139	GOM_NL__2PRFIN20070406_105424_000000382057_00051_26658_7260.N1	06-APR-2007 10:54:24	Bright	37.500	89	5Alp Cep	2.4510	8000.0	75	26658	No
140	GOM_NL__2PRFIN20070406_111015_000000462057_00051_26658_7261.N1	06-APR-2007 11:10:15	Twi_and_stray	45.500	61	8Eps Peg	2.1000	3900.0	91	26658	No
141	GOM_NL__2PRFIN20070406_111244_000000412057_00051_26658_7262.N1	06-APR-2007 11:12:44	Twilight	41.000	162	34Alp Aqr	2.9440	5350.0	82	26658	No
142	GOM_NL__2PRFIN20070406_111458_000000452057_00051_26658_7263.N1	06-APR-2007 11:14:58	Dark	44.500	154	22Bet Aqr	2.8990	5700.0	89	26658	No
143	GOM_NL__2PRFIN20070406_111729_000000432057_00051_26658_7264.N1	06-APR-2007 11:17:29	Dark	42.500	142	49Del Cap	2.8500	8900.0	85	26658	No
144	GOM_NL__2PRFIN20070406_112948_000000392057_00051_26658_7265.N1	06-APR-2007 11:29:48	Dark	39.000	45	Alp Pav	1.9400	26000.	78	26658	No
145	GOM_NL__2PRFIN20070406_113719_000000382057_00052_26659_7266.N1	06-APR-2007 11:37:19	Dark	37.500	43	Alp TrA	1.9100	4250.0	75	26659	No
146	GOM_NL__2PRFIN20070406_113916_000000382057_00052_26659_7267.N1	06-APR-2007 11:39:16	Dark	38.000	134	Bet TrA	2.8100	6600.0	76	26659	No
147	GOM_NL__2PRFIN20070406_114150_000000442057_00052_26659_7268.N1	06-APR-2007 11:41:50	Straylight	44.000	4	Alp1Cen	-0.010000	5800.0	88	26659	No
148	GOM_NL__2PRFIN20070406_114446_000000432057_00052_26659_7269.N1	06-APR-2007 11:44:46	Straylight	43.000	78	Alp Lup	2.3040	28000.	86	26659	No
149	GOM_NL__2PRFIN20070406_114719_000000382057_00052_26659_7270.N1	06-APR-2007 11:47:19	Straylight	38.000	64	Gam Cen	2.2000	10600.	76	26659	No
150	GOM_NL__2PRFIN20070406_114958_000000432057_00052_26659_7271.N1	06-APR-2007 11:49:58	Straylight	43.000	123	lot Cen	2.7500	10200.	86	26659	No
151	GOM_NL__2PRFIN20070406_115437_000000432057_00052_26659_7272.N1	06-APR-2007 11:54:37	Twi_and_stray	42.500	106	9Bet Crv	2.6480	5600.0	85	26659	No
152	GOM_NL__2PRFIN20070406_115631_000000412057_00052_26659_7273.N1	06-APR-2007 11:56:31	Twi_and_stray	40.500	100	4Gam Crv	2.5800	13100.	81	26659	No
153	GOM_NL__2PRFIN20070406_120559_000000372057_00052_26659_7274.N1	06-APR-2007 12:05:59	Bright	36.500	62	94Bet Leo	2.1360	9700.0	73	26659	No
154	GOM_NL__2PRFIN20070406_120742_000000362057_00052_26659_7275.N1	06-APR-2007 12:07:42	Bright	36.000	96	68Del Leo	2.5600	9300.0	72	26659	No
155	GOM_NL__2PRFIN20070406_121427_000000342057_00052_26659_7276.N1	06-APR-2007 12:14:27	Bright	34.000	174	52Psi UMa	3.0040	4400.0	68	26659	No
156	GOM_NL__2PRFIN20070406_121717_000000372057_00052_26659_7277.N1	06-APR-2007 12:17:17	Bright	37.000	87	64Gam UMa	2.4330	11000.	74	26659	No
157	GOM_NL__2PRFIN20070406_121918_000000372057_00052_26659_7278.N1	06-APR-2007 12:19:18	Bright	37.000	36	50Alp UMa	1.8000	6300.0	74	26659	No
158	GOM_NL__2PRFIN20070406_122517_000000402057_00052_26659_7279.N1	06-APR-2007 12:25:17	Bright	39.500	60	7Bet UMi	2.0810	3950.0	79	26659	No
159	GOM_NL__2PRFIN20070406_122724_000000362057_00052_26659_7280.N1	06-APR-2007 12:27:24	Bright	36.000	49	1Alp UMi	1.9900	6300.0	72	26659	No
160	GOM_NL__2PRFIN20070406_123500_000000362057_00052_26659_7281.N1	06-APR-2007 12:35:00	Bright	35.500	89	5Alp Cep	2.4510	8000.0	71	26659	No

161	GOM_NL__2PRFIN20070406_125051_000000452057_00052_26659_7282.N1	06-APR-2007 12:50:51	Twilight	45.000	61	8Eps Peg	2.1000	3900.0	90	26659	No
162	GOM_NL__2PRFIN20070406_125320_000000432057_00052_26659_7283.N1	06-APR-2007 12:53:20	Twilight	42.500	162	34Alp Aqr	2.9440	5350.0	85	26659	No
163	GOM_NL__2PRFIN20070406_125535_000000452057_00052_26659_7284.N1	06-APR-2007 12:55:35	Dark	45.000	154	22Bet Aqr	2.8990	5700.0	90	26659	No
164	GOM_NL__2PRFIN20070406_125805_000000412057_00052_26659_7285.N1	06-APR-2007 12:58:05	Dark	41.000	142	49Del Cap	2.8500	8900.0	82	26659	No
165	GOM_NL__2PRFIN20070406_131024_000000382057_00052_26659_7286.N1	06-APR-2007 13:10:24	Dark	37.500	45	Alp Pav	1.9400	26000.	75	26659	No
166	GOM_NL__2PRFIN20070406_131755_000000432057_00053_26660_7299.N1	06-APR-2007 13:17:55	Dark	43.000	43	Alp TrA	1.9100	4250.0	86	26660	No
167	GOM_NL__2PRFIN20070406_131952_000000382057_00053_26660_7300.N1	06-APR-2007 13:19:52	Dark	38.000	134	Bet TrA	2.8100	6600.0	76	26660	No
168	GOM_NL__2PRFIN20070406_132227_000000532057_00053_26660_7301.N1	06-APR-2007 13:22:27	Straylight	52.500	4	Alp1Cen	-0.010000	5800.0	105	26660	No
169	GOM_NL__2PRFIN20070406_132522_000000432057_00053_26660_7302.N1	06-APR-2007 13:25:22	Straylight	42.500	78	Alp Lup	2.3040	28000.	85	26660	No
170	GOM_NL__2PRFIN20070406_132755_000000432057_00053_26660_7303.N1	06-APR-2007 13:27:55	Straylight	42.500	64	Gam Cen	2.2000	10600.	85	26660	No
171	GOM_NL__2PRFIN20070406_133034_000000432057_00053_26660_7304.N1	06-APR-2007 13:30:34	Straylight	43.000	123	lot Cen	2.7500	10200.	86	26660	No
172	GOM_NL__2PRFIN20070406_133513_000000422057_00053_26660_7305.N1	06-APR-2007 13:35:13	Twilight	42.000	106	9Bet Crv	2.6480	5600.0	84	26660	No
173	GOM_NL__2PRFIN20070406_133707_000000412057_00053_26660_7306.N1	06-APR-2007 13:37:07	Twilight	40.500	100	4Gam Crv	2.5800	13100.	81	26660	No
174	GOM_NL__2PRFIN20070406_134635_000000372057_00053_26660_7307.N1	06-APR-2007 13:46:35	Bright	36.500	62	94Bet Leo	2.1360	9700.0	73	26660	No
175	GOM_NL__2PRFIN20070406_134818_000000352057_00053_26660_7308.N1	06-APR-2007 13:48:18	Bright	35.000	96	68Del Leo	2.5600	9300.0	70	26660	No
176	GOM_NL__2PRFIN20070406_135503_000000342057_00053_26660_7309.N1	06-APR-2007 13:55:03	Bright	34.000	174	52Psi UMa	3.0040	4400.0	68	26660	No
177	GOM_NL__2PRFIN20070406_135753_000000352057_00053_26660_7310.N1	06-APR-2007 13:57:53	Bright	34.500	87	64Gam UMa	2.4330	11000.	69	26660	No
178	GOM_NL__2PRFIN20070406_135954_000000362057_00053_26660_7311.N1	06-APR-2007 13:59:54	Bright	35.500	36	50Alp UMa	1.8000	6300.0	71	26660	No
179	GOM_NL__2PRFIN20070406_140553_000000392057_00053_26660_7312.N1	06-APR-2007 14:05:53	Bright	39.000	60	7Bet UMi	2.0810	3950.0	78	26660	No
180	GOM_NL__2PRFIN20070406_140800_000000352057_00053_26660_7313.N1	06-APR-2007 14:08:00	Bright	35.000	49	1Alp UMi	1.9900	6300.0	70	26660	No
181	GOM_NL__2PRFIN20070406_141535_000000392057_00053_26660_7314.N1	06-APR-2007 14:15:35	Bright	39.000	89	5Alp Cep	2.4510	8000.0	78	26660	No
182	GOM_NL__2PRFIN20070406_143128_000000462057_00053_26660_7315.N1	06-APR-2007 14:31:28	Twilight	45.500	61	8Eps Peg	2.1000	3900.0	91	26660	No
183	GOM_NL__2PRFIN20070406_143357_000000402057_00053_26660_7316.N1	06-APR-2007 14:33:57	Twilight	40.000	162	34Alp Aqr	2.9440	5350.0	80	26660	No
184	GOM_NL__2PRFIN20070406_143611_000000442057_00053_26660_7317.N1	06-APR-2007 14:36:11	Dark	44.000	154	22Bet Aqr	2.8990	5700.0	88	26660	No
185	GOM_NL__2PRFIN20070406_143842_000000422057_00053_26660_7318.N1	06-APR-2007 14:38:42	Dark	42.000	142	49Del Cap	2.8500	8900.0	84	26660	No
186	GOM_NL__2PRFIN20070406_145100_000000392057_00053_26660_7319.N1	06-APR-2007 14:51:00	Dark	39.000	45	Alp Pav	1.9400	26000.	78	26660	No
187	GOM_NL__2PRFIN20070406_145832_000000422057_00054_26661_7359.N1	06-APR-2007 14:58:32	Dark	41.500	43	Alp TrA	1.9100	4250.0	83	26661	No
188	GOM_NL__2PRFIN20070406_150029_000000392057_00054_26661_7360.N1	06-APR-2007 15:00:29	Dark	39.000	134	Bet TrA	2.8100	6600.0	78	26661	No
189	GOM_NL__2PRFIN20070406_150303_000000432057_00054_26661_7361.N1	06-APR-2007 15:03:03	Straylight	43.000	4	Alp1Cen	-0.010000	5800.0	86	26661	No
190	GOM_NL__2PRFIN20070406_150558_000000452057_00054_26661_7362.N1	06-APR-2007 15:05:58	Straylight	44.500	78	Alp Lup	2.3040	28000.	89	26661	No
191	GOM_NL__2PRFIN20070406_150831_000000402057_00054_26661_7363.N1	06-APR-2007 15:08:31	Straylight	40.000	64	Gam Cen	2.2000	10600.	80	26661	No
192	GOM_NL__2PRFIN20070406_151111_000000422057_00054_26661_7364.N1	06-APR-2007 15:11:11	Straylight	41.500	123	lot Cen	2.7500	10200.	83	26661	No
193	GOM_NL__2PRFIN20070406_151549_000000432057_00054_26661_7365.N1	06-APR-2007 15:15:49	Twilight	43.000	106	9Bet Crv	2.6480	5600.0	86	26661	No
194	GOM_NL__2PRFIN20070406_151743_000000382057_00054_26661_7366.N1	06-APR-2007 15:17:43	Twilight	38.000	100	4Gam Crv	2.5800	13100.	76	26661	No
195	GOM_NL__2PRFIN20070406_152711_000000372057_00054_26661_7367.N1	06-APR-2007 15:27:11	Bright	37.000	62	94Bet Leo	2.1360	9700.0	74	26661	No
196	GOM_NL__2PRFIN20070406_152854_000000362057_00054_26661_7368.N1	06-APR-2007 15:28:54	Bright	35.500	96	68Del Leo	2.5600	9300.0	71	26661	No
197	GOM_NL__2PRFIN20070406_153539_000000362057_00054_26661_7369.N1	06-APR-2007 15:35:39	Bright	35.500	174	52Psi UMa	3.0040	4400.0	71	26661	No
198	GOM_NL__2PRFIN20070406_153828_000000382057_00054_26661_7370.N1	06-APR-2007 15:38:28	Bright	37.500	87	64Gam UMa	2.4330	11000.	75	26661	No
199	GOM_NL__2PRFIN20070406_154030_000000362057_00054_26661_7371.N1	06-APR-2007 15:40:30	Bright	36.000	36	50Alp UMa	1.8000	6300.0	72	26661	No
200	GOM_NL__2PRFIN20070406_154628_000000402057_00054_26661_7372.N1	06-APR-2007 15:46:28	Bright	40.000	60	7Bet UMi	2.0810	3950.0	80	26661	No
201	GOM_NL__2PRFIN20070406_154836_000000352057_00054_26661_7373.N1	06-APR-2007 15:48:36	Bright	35.000	49	1Alp UMi	1.9900	6300.0	70	26661	No
202	GOM_NL__2PRFIN20070406_155611_000000372057_00054_26661_7374.N1	06-APR-2007 15:56:11	Bright	36.500	89	5Alp Cep	2.4510	8000.0	73	26661	No
203	GOM_NL__2PRFIN20070406_161204_000000472057_00054_26661_7375.N1	06-APR-2007 16:12:04	Twilight	47.000	61	8Eps Peg	2.1000	3900.0	94	26661	No
204	GOM_NL__2PRFIN20070406_161433_000000432057_00054_26661_7376.N1	06-APR-2007 16:14:33	Twilight	42.500	162	34Alp Aqr	2.9440	5350.0	85	26661	No
205	GOM_NL__2PRFIN20070406_161648_000000472057_00054_26661_7377.N1	06-APR-2007 16:16:48	Dark	46.500	154	22Bet Aqr	2.8990	5700.0	93	26661	No
206	GOM_NL__2PRFIN20070406_161918_000000412057_00054_26661_7378.N1	06-APR-2007 16:19:18	Dark	40.500	142	49Del Cap	2.8500	8900.0	81	26661	No
207	GOM_NL__2PRFIN20070406_163137_000000382057_00054_26661_7379.N1	06-APR-2007 16:31:37	Dark	37.500	45	Alp Pav	1.9400	26000.	75	26661	No
208	GOM_NL__2PRFIN20070406_163908_000000422057_00055_26662_7376.N1	06-APR-2007 16:39:08	Dark	42.000	43	Alp TrA	1.9100	4250.0	84	26662	No
209	GOM_NL__2PRFIN20070406_164105_000000402057_00055_26662_7377.N1	06-APR-2007 16:41:05	Dark	39.500	134	Bet TrA	2.8100	6600.0	79	26662	No
210	GOM_NL__2PRFIN20070406_164339_000000442057_00055_26662_7378.N1	06-APR-2007 16:43:39	Straylight	44.000	4	Alp1Cen	-0.010000	5800.0	88	26662	No
211	GOM_NL__2PRFIN20070406_164635_000000452057_00055_26662_7379.N1	06-APR-2007 16:46:35	Straylight	44.500	78	Alp Lup	2.3040	28000.	89	26662	No
212	GOM_NL__2PRFIN20070406_164908_000000382057_00055_26662_7380.N1	06-APR-2007 16:49:08	Straylight	38.000	64	Gam Cen	2.2000	10600.	76	26662	No
213	GOM_NL__2PRFIN20070406_165147_000000432057_00055_26662_7381.N1	06-APR-2007 16:51:47	Straylight	42.500	123	lot Cen	2.7500	10200.	85	26662	No
214	GOM_NL__2PRFIN20070406_165626_000000422057_00055_26662_7382.N1	06-APR-2007 16:56:26	Twilight	42.000	106	9Bet Crv	2.6480	5600.0	84	26662	No
215	GOM_NL__2PRFIN20070406_165820_000000402057_00055_26662_7383.N1	06-APR-2007 16:58:20	Twilight	39.500	100	4Gam Crv	2.5800	13100.	79	26662	No
216	GOM_NL__2PRFIN20070406_170746_000000372057_00055_26662_7384.N1	06-APR-2007 17:07:46	Bright	37.000	62	94Bet Leo	2.1360	9700.0	74	26662	No
217	GOM_NL__2PRFIN20070406_170930_000000362057_00055_26662_7385.N1	06-APR-2007 17:09:30	Bright	35.500	96	68Del Leo	2.5600	9300.0	71	26662	No
218	GOM_NL__2PRFIN20070406_171615_000000352057_00055_26662_7386.N1	06-APR-2007 17:16:15	Bright	35.000	174	52Psi UMa	3.0040	4400.0	70	26662	No
219	GOM_NL__2PRFIN20070406_171904_000000362057_00055_26662_7387.N1	06-APR-2007 17:19:04	Bright	36.000	87	64Gam UMa	2.4330	11000.	72	26662	No

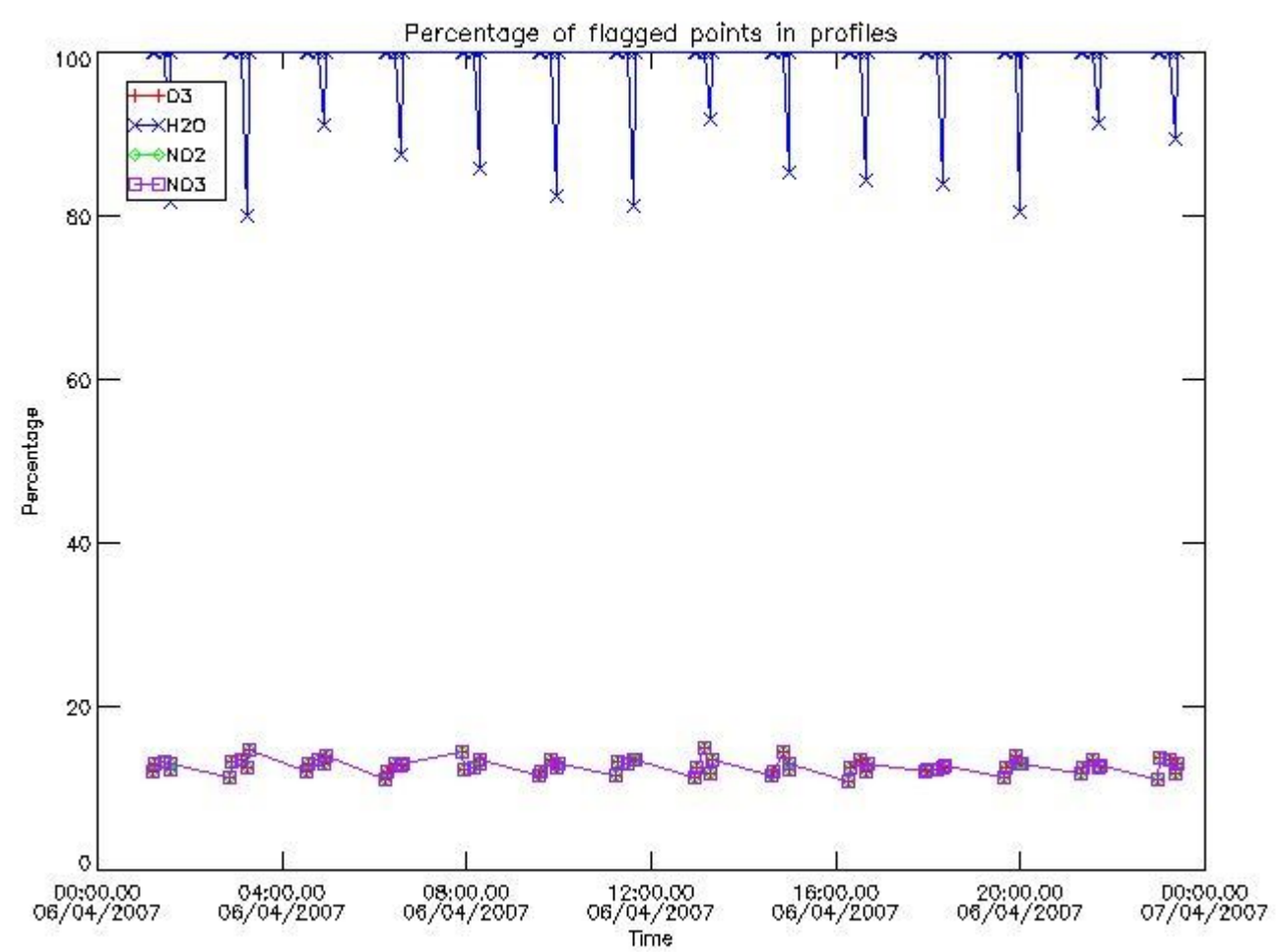
220	GOM_NL__2PRFIN20070406_172106_000000352057_00055_26662_7388.N1	06-APR-2007 17:21:06	Bright	34.500	36	50Alp UMa	1.8000	6300.0	69	26662	No
221	GOM_NL__2PRFIN20070406_172704_000000392057_00055_26662_7389.N1	06-APR-2007 17:27:04	Bright	38.500	60	7Bet UMi	2.0810	3950.0	77	26662	No
222	GOM_NL__2PRFIN20070406_172912_000000362057_00055_26662_7390.N1	06-APR-2007 17:29:12	Bright	35.500	49	1Alp UMi	1.9900	6300.0	71	26662	No
223	GOM_NL__2PRFIN20070406_173647_000000362057_00055_26662_7391.N1	06-APR-2007 17:36:47	Bright	36.000	89	5Alp Cep	2.4510	8000.0	72	26662	No
224	GOM_NL__2PRFIN20070406_175240_000000472057_00055_26662_7392.N1	06-APR-2007 17:52:40	Twi_and_stray	47.000	61	8Eps Peg	2.1000	3900.0	94	26662	No
225	GOM_NL__2PRFIN20070406_175509_000000432057_00055_26662_7393.N1	06-APR-2007 17:55:09	Twilight	43.000	162	34Alp Aqr	2.9440	5350.0	86	26662	No
226	GOM_NL__2PRFIN20070406_175724_000000432057_00055_26662_7394.N1	06-APR-2007 17:57:24	Dark	42.500	154	22Bet Aqr	2.8990	5700.0	85	26662	No
227	GOM_NL__2PRFIN20070406_175955_000000422057_00055_26662_7395.N1	06-APR-2007 17:59:55	Dark	41.500	142	49Del Cap	2.8500	8900.0	83	26662	No
228	GOM_NL__2PRFIN20070406_181213_000000422057_00055_26662_7396.N1	06-APR-2007 18:12:13	Dark	41.500	45	Alp Pav	1.9400	26000.	83	26662	No
229	GOM_NL__2PRFIN20070406_181945_000000412057_00056_26663_7401.N1	06-APR-2007 18:19:45	Dark	41.000	43	Alp TrA	1.9100	4250.0	82	26663	No
230	GOM_NL__2PRFIN20070406_182142_000000402057_00056_26663_7402.N1	06-APR-2007 18:21:42	Dark	40.000	134	Bet TrA	2.8100	6600.0	80	26663	No
231	GOM_NL__2PRFIN20070406_182416_000000532057_00056_26663_7403.N1	06-APR-2007 18:24:16	Straylight	53.000	4	Alp1Cen	-0.010000	5800.0	106	26663	No
232	GOM_NL__2PRFIN20070406_182712_000000432057_00056_26663_7404.N1	06-APR-2007 18:27:12	Straylight	42.500	78	Alp Lup	2.3040	28000.	85	26663	No
233	GOM_NL__2PRFIN20070406_182944_000000412057_00056_26663_7405.N1	06-APR-2007 18:29:44	Straylight	40.500	64	Gam Cen	2.2000	10600.	81	26663	No
234	GOM_NL__2PRFIN20070406_183223_000000422057_00056_26663_7406.N1	06-APR-2007 18:32:23	Straylight	41.500	123	lot Cen	2.7500	10200.	83	26663	No
235	GOM_NL__2PRFIN20070406_183702_000000442057_00056_26663_7407.N1	06-APR-2007 18:37:02	Twi_and_stray	44.000	106	9Bet Crv	2.6480	5600.0	88	26663	No
236	GOM_NL__2PRFIN20070406_183856_000000412057_00056_26663_7408.N1	06-APR-2007 18:38:56	Twi_and_stray	41.000	100	4Gam Crv	2.5800	13100.	82	26663	No
237	GOM_NL__2PRFIN20070406_184823_000000362057_00056_26663_7409.N1	06-APR-2007 18:48:23	Bright	35.500	62	94Bet Leo	2.1360	9700.0	71	26663	No
238	GOM_NL__2PRFIN20070406_185006_000000352057_00056_26663_7410.N1	06-APR-2007 18:50:06	Bright	35.000	96	68Del Leo	2.5600	9300.0	70	26663	No
239	GOM_NL__2PRFIN20070406_185651_000000342057_00056_26663_7411.N1	06-APR-2007 18:56:51	Bright	33.500	174	52Psi UMa	3.0040	4400.0	67	26663	No
240	GOM_NL__2PRFIN20070406_185940_000000352057_00056_26663_7412.N1	06-APR-2007 18:59:40	Bright	35.000	87	64Gam UMa	2.4330	11000.	70	26663	No
241	GOM_NL__2PRFIN20070406_190142_000000352057_00056_26663_7413.N1	06-APR-2007 19:01:42	Bright	35.000	36	50Alp UMa	1.8000	6300.0	70	26663	No
242	GOM_NL__2PRFIN20070406_190740_000000402057_00056_26663_7414.N1	06-APR-2007 19:07:40	Bright	39.500	60	7Bet UMi	2.0810	3950.0	79	26663	No
243	GOM_NL__2PRFIN20070406_190948_000000352057_00056_26663_7415.N1	06-APR-2007 19:09:48	Bright	35.000	49	1Alp UMi	1.9900	6300.0	70	26663	No
244	GOM_NL__2PRFIN20070406_191723_000000372057_00056_26663_7416.N1	06-APR-2007 19:17:23	Bright	37.000	89	5Alp Cep	2.4510	8000.0	74	26663	No
245	GOM_NL__2PRFIN20070406_193317_000000492057_00056_26663_7417.N1	06-APR-2007 19:33:17	Twi_and_stray	49.000	61	8Eps Peg	2.1000	3900.0	98	26663	No
246	GOM_NL__2PRFIN20070406_193546_000000422057_00056_26663_7418.N1	06-APR-2007 19:35:46	Twilight	42.000	162	34Alp Aqr	2.9440	5350.0	84	26663	No
247	GOM_NL__2PRFIN20070406_193800_000000452057_00056_26663_7419.N1	06-APR-2007 19:38:00	Dark	45.000	154	22Bet Aqr	2.8990	5700.0	90	26663	No
248	GOM_NL__2PRFIN20070406_194031_000000412057_00056_26663_7420.N1	06-APR-2007 19:40:31	Dark	40.500	142	49Del Cap	2.8500	8900.0	81	26663	No
249	GOM_NL__2PRFIN20070406_195250_000000372057_00056_26663_7421.N1	06-APR-2007 19:52:50	Dark	36.500	45	Alp Pav	1.9400	26000.	73	26663	No
250	GOM_NL__2PRFIN20070406_200021_000000392057_00057_26664_7412.N1	06-APR-2007 20:00:21	Dark	39.000	43	Alp TrA	1.9100	4250.0	78	26664	No
251	GOM_NL__2PRFIN20070406_200218_000000402057_00057_26664_7413.N1	06-APR-2007 20:02:18	Dark	39.500	134	Bet TrA	2.8100	6600.0	79	26664	No
252	GOM_NL__2PRFIN20070406_200452_000000452057_00057_26664_7414.N1	06-APR-2007 20:04:52	Straylight	45.000	4	Alp1Cen	-0.010000	5800.0	90	26664	No
253	GOM_NL__2PRFIN20070406_200748_000000422057_00057_26664_7415.N1	06-APR-2007 20:07:48	Straylight	41.500	78	Alp Lup	2.3040	28000.	83	26664	No
254	GOM_NL__2PRFIN20070406_201020_000000402057_00057_26664_7416.N1	06-APR-2007 20:10:20	Straylight	39.500	64	Gam Cen	2.2000	10600.	79	26664	No
255	GOM_NL__2PRFIN20070406_201259_000000422057_00057_26664_7417.N1	06-APR-2007 20:12:59	Straylight	41.500	123	lot Cen	2.7500	10200.	83	26664	No
256	GOM_NL__2PRFIN20070406_201738_000000422057_00057_26664_7418.N1	06-APR-2007 20:17:38	Twi_and_stray	41.500	106	9Bet Crv	2.6480	5600.0	83	26664	No
257	GOM_NL__2PRFIN20070406_201932_000000402057_00057_26664_7419.N1	06-APR-2007 20:19:32	Twi_and_stray	40.000	100	4Gam Crv	2.5800	13100.	80	26664	No
258	GOM_NL__2PRFIN20070406_202858_000000372057_00057_26664_7420.N1	06-APR-2007 20:28:58	Bright	37.000	62	94Bet Leo	2.1360	9700.0	74	26664	No
259	GOM_NL__2PRFIN20070406_203042_000000352057_00057_26664_7421.N1	06-APR-2007 20:30:42	Bright	35.000	96	68Del Leo	2.5600	9300.0	70	26664	No
260	GOM_NL__2PRFIN20070406_203727_000000352057_00057_26664_7422.N1	06-APR-2007 20:37:27	Bright	35.000	174	52Psi UMa	3.0040	4400.0	70	26664	No
261	GOM_NL__2PRFIN20070406_204016_000000372057_00057_26664_7423.N1	06-APR-2007 20:40:16	Bright	36.500	87	64Gam UMa	2.4330	11000.	73	26664	No
262	GOM_NL__2PRFIN20070406_204218_000000382057_00057_26664_7424.N1	06-APR-2007 20:42:18	Bright	37.500	36	50Alp UMa	1.8000	6300.0	75	26664	No
263	GOM_NL__2PRFIN20070406_204815_000000402057_00057_26664_7425.N1	06-APR-2007 20:48:15	Bright	40.000	60	7Bet UMi	2.0810	3950.0	80	26664	No
264	GOM_NL__2PRFIN20070406_205024_000000362057_00057_26664_7426.N1	06-APR-2007 20:50:24	Bright	35.500	49	1Alp UMi	1.9900	6300.0	71	26664	No
265	GOM_NL__2PRFIN20070406_205759_000000382057_00057_26664_7427.N1	06-APR-2007 20:57:59	Bright	38.000	89	5Alp Cep	2.4510	8000.0	76	26664	No
266	GOM_NL__2PRFIN20070406_211353_000000452057_00057_26664_7428.N1	06-APR-2007 21:13:53	Twi_and_stray	45.000	61	8Eps Peg	2.1000	3900.0	90	26664	No
267	GOM_NL__2PRFIN20070406_211622_000000442057_00057_26664_7429.N1	06-APR-2007 21:16:22	Twilight	43.500	162	34Alp Aqr	2.9440	5350.0	87	26664	No
268	GOM_NL__2PRFIN20070406_211837_000000442057_00057_26664_7430.N1	06-APR-2007 21:18:37	Dark	43.500	154	22Bet Aqr	2.8990	5700.0	87	26664	No
269	GOM_NL__2PRFIN20070406_212107_000000412057_00057_26664_7431.N1	06-APR-2007 21:21:07	Dark	40.500	142	49Del Cap	2.8500	8900.0	81	26664	No
270	GOM_NL__2PRFIN20070406_213326_000000382057_00057_26664_7432.N1	06-APR-2007 21:33:26	Dark	37.500	45	Alp Pav	1.9400	26000.	75	26664	No
271	GOM_NL__2PRFIN20070406_214057_000000412057_00058_26665_7430.N1	06-APR-2007 21:40:57	Dark	40.500	43	Alp TrA	1.9100	4250.0	81	26665	No
272	GOM_NL__2PRFIN20070406_214255_000000402057_00058_26665_7431.N1	06-APR-2007 21:42:55	Dark	40.000	134	Bet TrA	2.8100	6600.0	80	26665	No
273	GOM_NL__2PRFIN20070406_214529_000000412057_00058_26665_7432.N1	06-APR-2007 21:45:29	Straylight	40.500	4	Alp1Cen	-0.010000	5800.0	81	26665	No
274	GOM_NL__2PRFIN20070406_214825_000000422057_00058_26665_7433.N1	06-APR-2007 21:48:25	Straylight	41.500	78	Alp Lup	2.3040	28000.	83	26665	No
275	GOM_NL__2PRFIN20070406_215056_000000382057_00058_26665_7434.N1	06-APR-2007 21:50:56	Straylight	38.000	64	Gam Cen	2.2000	10600.	76	26665	No
276	GOM_NL__2PRFIN20070406_215336_000000422057_00058_26665_7435.N1	06-APR-2007 21:53:36	Straylight	42.000	123	lot Cen	2.7500	10200.	84	26665	No
277	GOM_NL__2PRFIN20070406_215814_000000452057_00058_26665_7436.N1	06-APR-2007 21:58:14	Twi_and_stray	44.500	106	9Bet Crv	2.6480	5600.0	89	26665	No
278	GOM_NL__2PRFIN20070406_220008_000000382057_00058_26665_7437.N1	06-APR-2007 22:00:08	Twi_and_stray	37.500	100	4Gam Crv	2.5800	13100.	75	26665	No

279	GOM_NL__2PRFIN20070406_220934_000000372057_00058_26665_7438.N1	06-APR-2007 22:09:34	Bright	36.500	62	94Bet Leo	2.1360	9700.0	73	26665	No
280	GOM_NL__2PRFIN20070406_221118_000000352057_00058_26665_7439.N1	06-APR-2007 22:11:18	Bright	35.000	96	68Del Leo	2.5600	9300.0	70	26665	No
281	GOM_NL__2PRFIN20070406_221803_000000372057_00058_26665_7440.N1	06-APR-2007 22:18:03	Bright	37.000	174	52Psi UMa	3.0040	4400.0	74	26665	No
282	GOM_NL__2PRFIN20070406_222052_000000362057_00058_26665_7441.N1	06-APR-2007 22:20:52	Bright	36.000	87	64Gam UMa	2.4330	11000.	72	26665	No
283	GOM_NL__2PRFIN20070406_222254_000000372057_00058_26665_7442.N1	06-APR-2007 22:22:54	Bright	36.500	36	50Alp UMa	1.8000	6300.0	73	26665	No
284	GOM_NL__2PRFIN20070406_222851_000000352057_00058_26665_7443.N1	06-APR-2007 22:28:51	Bright	35.000	60	7Bet UMi	2.0810	3950.0	70	26665	No
285	GOM_NL__2PRFIN20070406_223100_000000352057_00058_26665_7444.N1	06-APR-2007 22:31:00	Bright	34.500	49	1Alp UMi	1.9900	6300.0	69	26665	No
286	GOM_NL__2PRFIN20070406_223835_000000372057_00058_26665_7445.N1	06-APR-2007 22:38:35	Bright	37.000	89	5Alp Cep	2.4510	8000.0	74	26665	No
287	GOM_NL__2PRFIN20070406_225429_000000472057_00058_26665_7446.N1	06-APR-2007 22:54:29	Twilight	46.500	61	8Eps Peg	2.1000	3900.0	93	26665	No
288	GOM_NL__2PRFIN20070406_225658_000000442057_00058_26665_7447.N1	06-APR-2007 22:56:58	Twilight	44.000	162	34Alp Aqr	2.9440	5350.0	88	26665	No
289	GOM_NL__2PRFIN20070406_225913_000000452057_00058_26665_7448.N1	06-APR-2007 22:59:13	Dark	45.000	154	22Bet Aqr	2.8990	5700.0	90	26665	No
290	GOM_NL__2PRFIN20070406_230144_000000412057_00058_26665_7449.N1	06-APR-2007 23:01:44	Dark	40.500	142	49Del Cap	2.8500	8900.0	81	26665	No
291	GOM_NL__2PRFIN20070406_231402_000000422057_00058_26665_7450.N1	06-APR-2007 23:14:02	Dark	41.500	45	Alp Pav	1.9400	26000.	83	26665	No
292	GOM_NL__2PRFIN20070406_232134_000000432057_00059_26666_7448.N1	06-APR-2007 23:21:34	Dark	43.000	43	Alp TrA	1.9100	4250.0	86	26666	No
293	GOM_NL__2PRFIN20070406_232331_000000392057_00059_26666_7449.N1	06-APR-2007 23:23:31	Dark	39.000	134	Bet TrA	2.8100	6600.0	78	26666	No
294	GOM_NL__2PRFIN20070406_232605_000000452057_00059_26666_7450.N1	06-APR-2007 23:26:05	Straylight	44.500	4	Alp1Cen	-0.010000	5800.0	89	26666	No
295	GOM_NL__2PRFIN20070406_232901_000000452057_00059_26666_7451.N1	06-APR-2007 23:29:01	Straylight	45.000	78	Alp Lup	2.3040	28000.	90	26666	No
296	GOM_NL__2PRFIN20070406_233133_000000412057_00059_26666_7452.N1	06-APR-2007 23:31:33	Straylight	40.500	64	Gam Cen	2.2000	10600.	81	26666	No
297	GOM_NL__2PRFIN20070406_233412_000000422057_00059_26666_7453.N1	06-APR-2007 23:34:12	Straylight	42.000	123	lot Cen	2.7500	10200.	84	26666	No
298	GOM_NL__2PRFIN20070406_233850_000000422057_00059_26666_7454.N1	06-APR-2007 23:38:50	Twilight	41.500	106	9Bet Crv	2.6480	5600.0	83	26666	No
299	GOM_NL__2PRFIN20070406_234044_000000412057_00059_26666_7455.N1	06-APR-2007 23:40:44	Twilight	41.000	100	4Gam Crv	2.5800	13100.	82	26666	No
300	GOM_NL__2PRFIN20070406_235010_000000362057_00059_26666_7456.N1	06-APR-2007 23:50:10	Bright	36.000	62	94Bet Leo	2.1360	9700.0	72	26666	No
301	GOM_NL__2PRFIN20070406_235154_000000362057_00059_26666_7457.N1	06-APR-2007 23:51:54	Bright	35.500	96	68Del Leo	2.5600	9300.0	71	26666	No
302	GOM_NL__2PRFIN20070406_235838_000000362057_00059_26666_7458.N1	06-APR-2007 23:58:38	Bright	35.500	174	52Psi UMa	3.0040	4400.0	71	26666	No

### 3. Quality information per product

In this section it is plotted some information contained in the Quality Summary data set of the level 2 products. Only products in dark limb conditions and without errors (error flag in the MPH set to "0") are used.

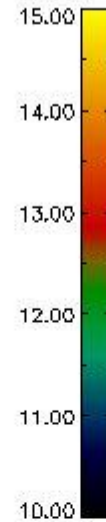
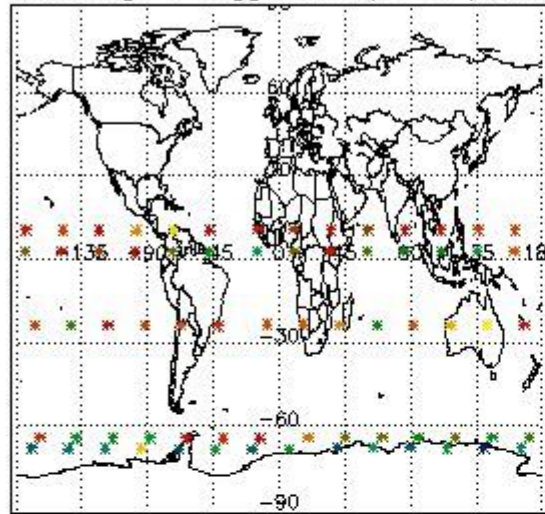
#### 3.1 Plot quality information per product (time dependant)



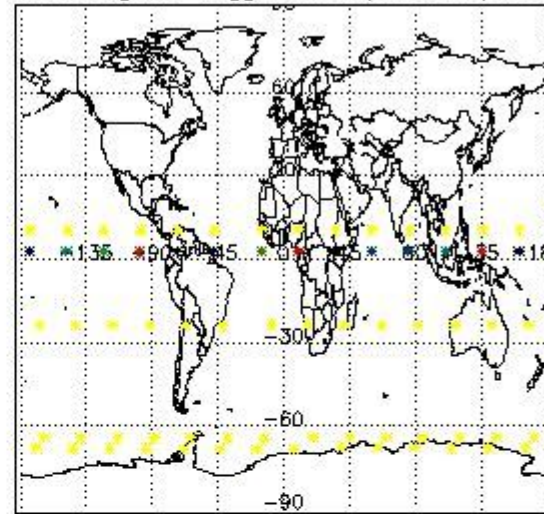
3.2 Plot quality information per product (world map)



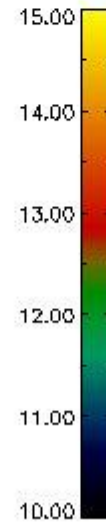
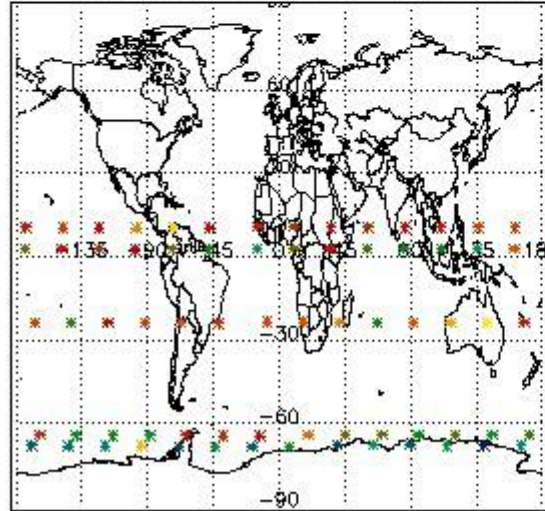
Percentage of flagged data per O3 profile



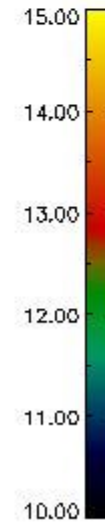
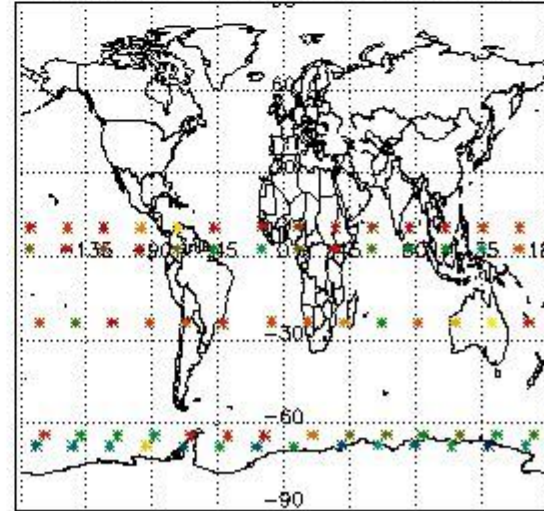
Percentage of flagged data per H2O profile



Percentage of flagged data per NO2 profile



Percentage of flagged data per NO3 profile

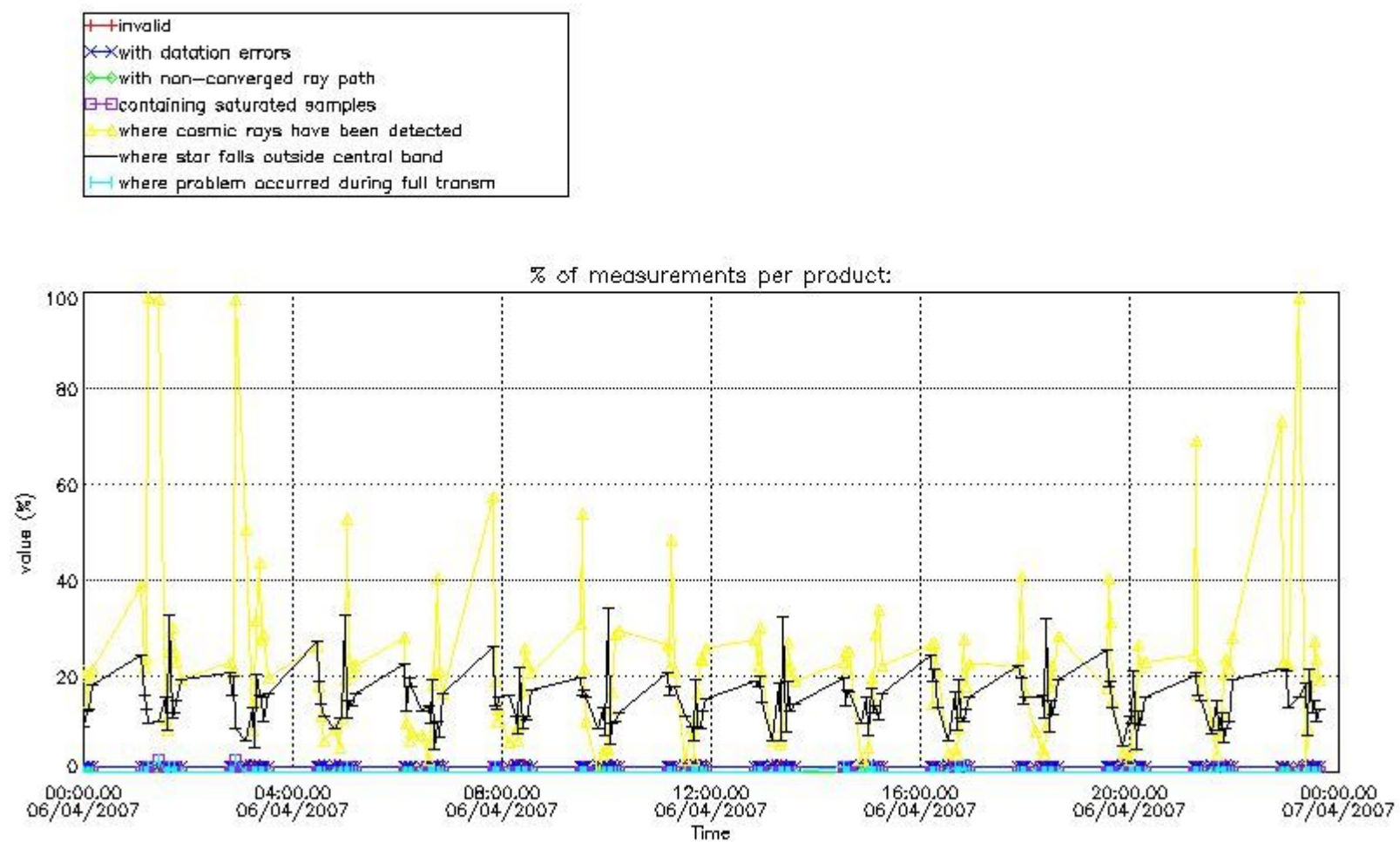


#### 4. Level 1 quality information per product

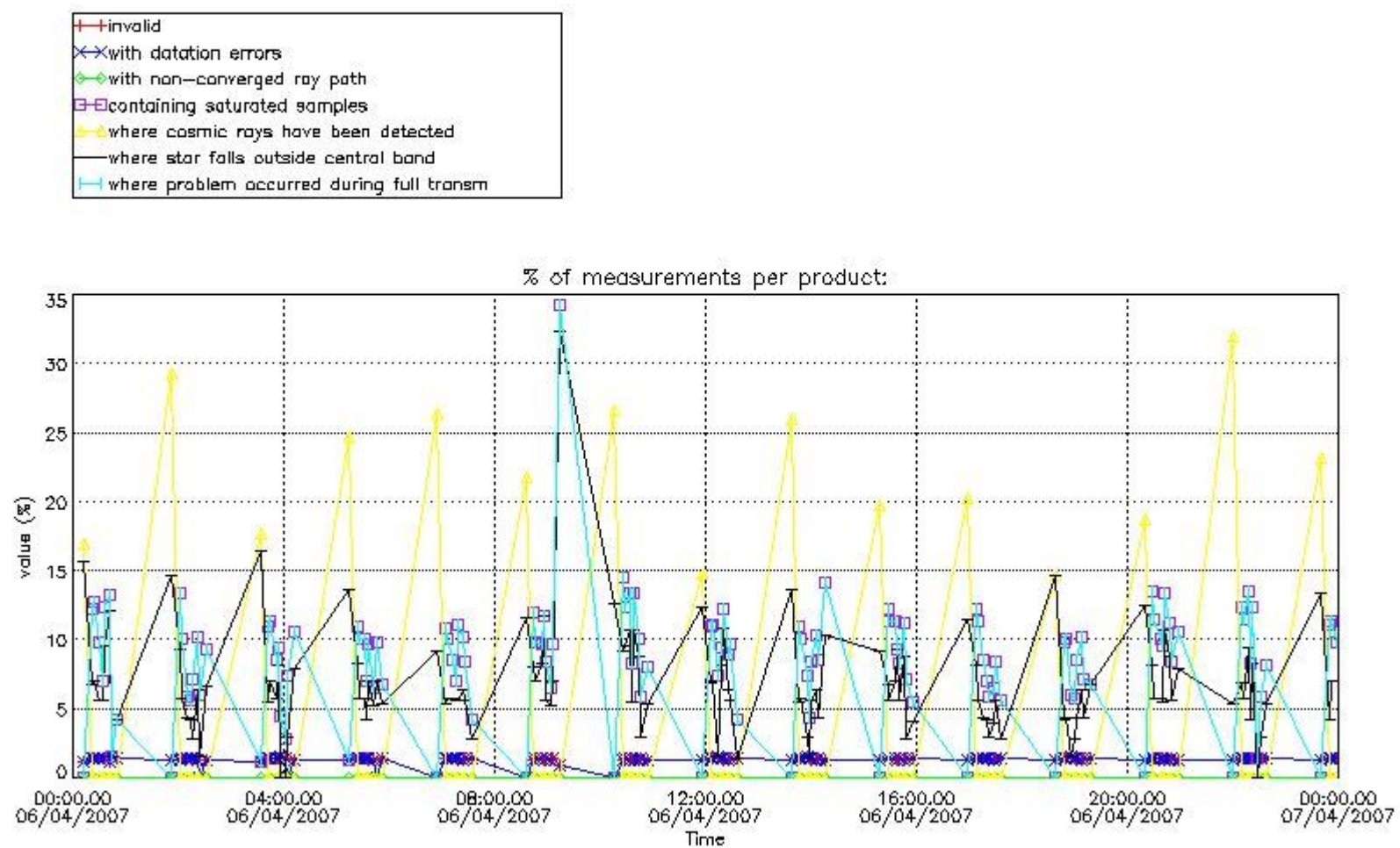
In this section it is plotted some information contained in the Quality Summary data set of the level 2 products that comes from the level 1b processing. Products without errors (error flag in the MPH set to "0") are used.

##### 4.1 Plot quality information per product (time dependant) coming from level 1b processing

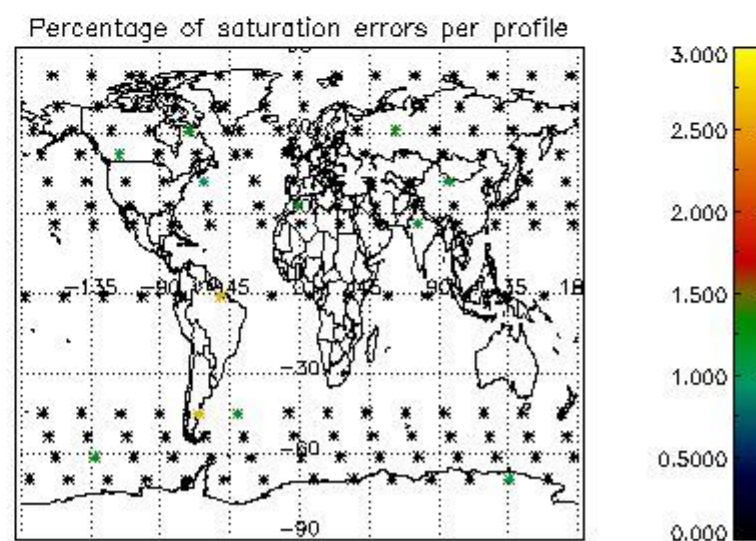
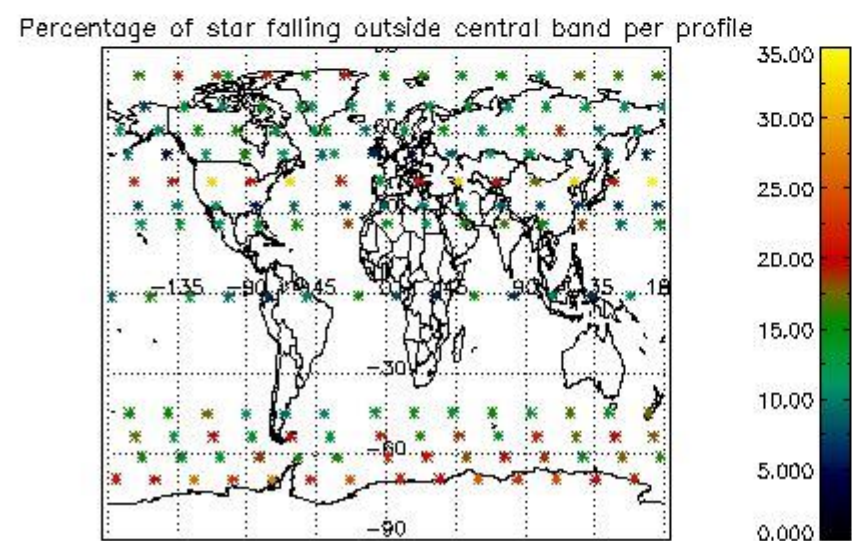
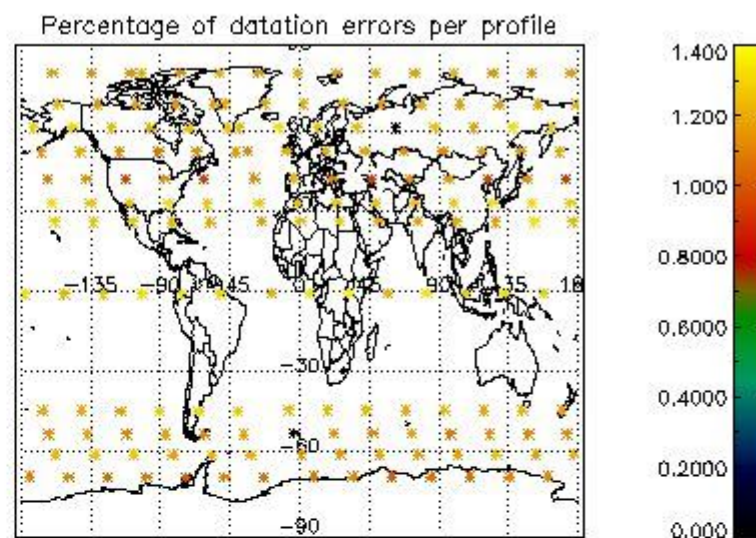
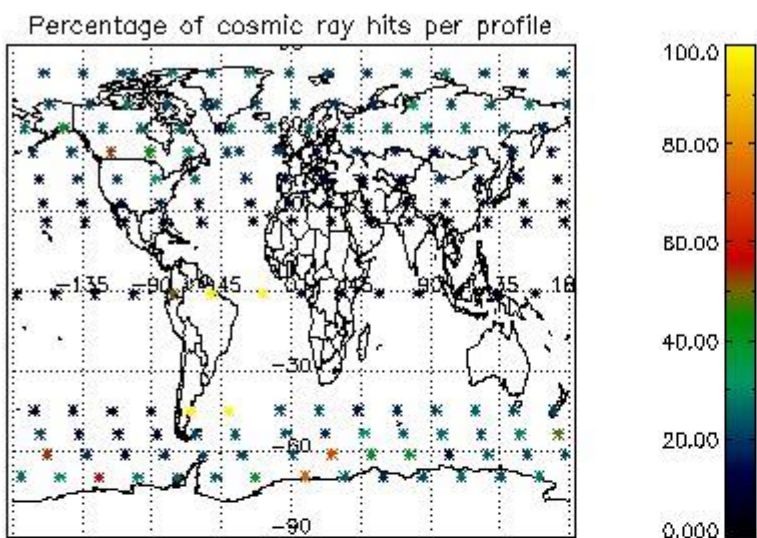
###### 4.1.1 Plot level 1 quality information per product (time dependant): ENVISAT ASCENDING passes



4.1.2 Plot level 1 quality information per product (time dependant): ENVI SAT DESCENDING passes

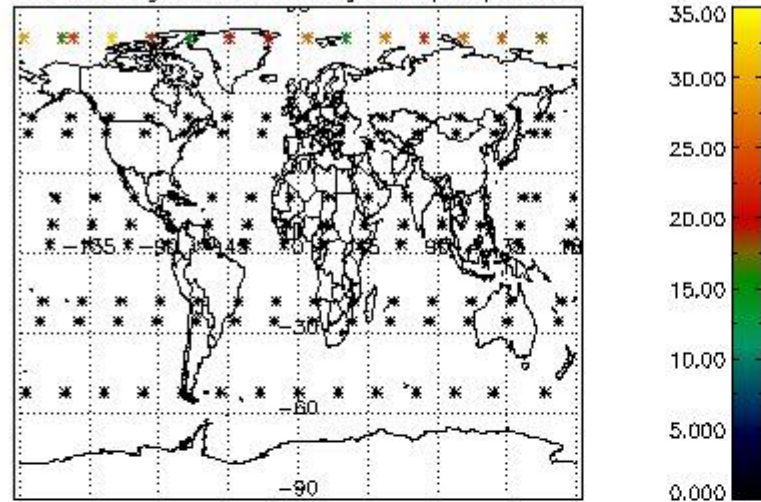


4.2 Plot quality information per product coming from level 1b processing (world map)  
 4.2.1 Plot level 1 quality information per product (world map): ENVISAT ASCENDING passes

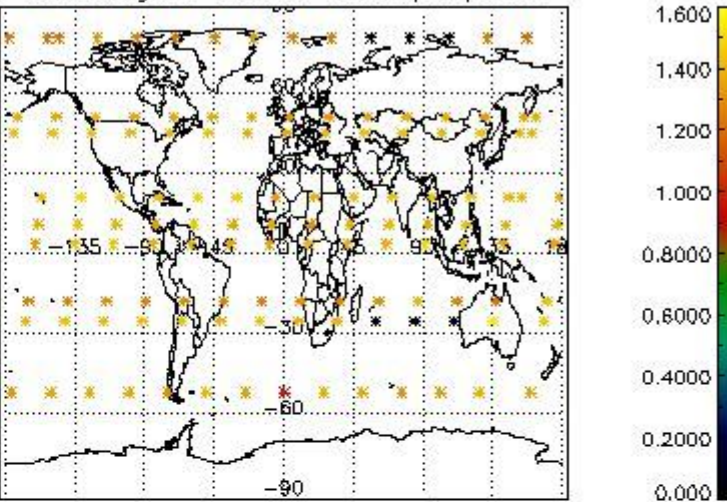


4.2.2 Plot level 1 quality information per product (world map): ENVISAT DESCENDING passes

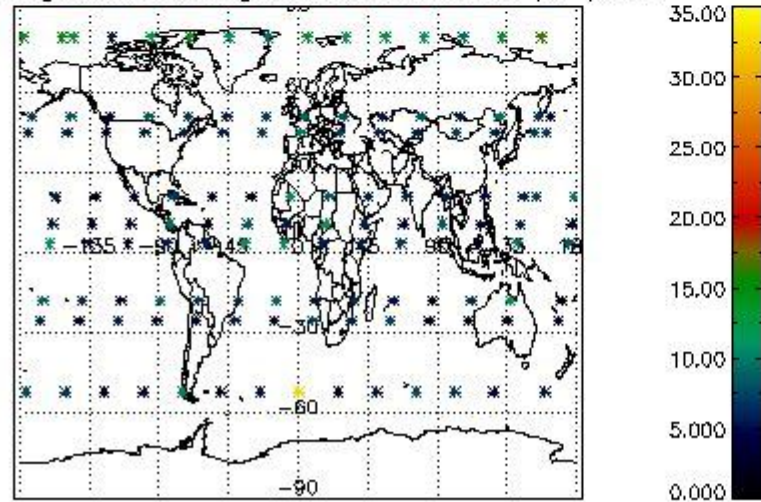
Percentage of cosmic ray hits per profile



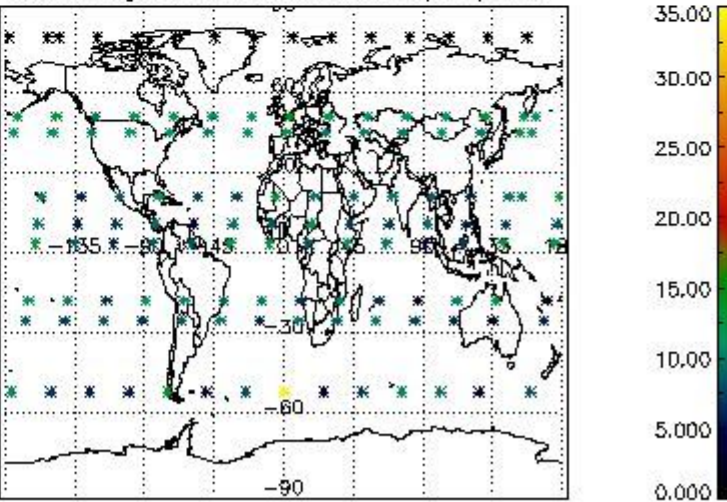
Percentage of datation errors per profile



Percentage of star falling outside central band per profile



Percentage of saturation errors per profile



## 5. Trace gas profiles

### 5.1 Ozone statistics based on quality of products

The final quality of the products can be "measured" using the STD (Standard Deviation) attached to every point profile. This information is written to the parameter GOM\_NL\_\_2P/NL\_LOCAL\_SPECIES\_DENSITY/o3\_std of the level 2 products. The table below shows the statistics for given STD ranges.

The statistics are given with respect to the overall valid production:

- Products without fatal errors: GOM\_NL\_\_2P/MPH/PRODUCT\_ERR=0
- Valid point profile: GOM\_NL\_\_2P/NL\_LOCAL\_SPECIES\_DENSITY/pcd(0)=0

The 'Criteria' is applied to valid points of dark limb products:

- Products in dark limb illumination condition: GOM\_NL\_\_2P/NL\_SUMMARY\_QUALITY/obs\_ill\_cond=0
- Products without fatal errors: GOM\_NL\_\_2P/MPH/PRODUCT\_ERR=0
- Valid point profile: GOM\_NL\_\_2P/NL\_LOCAL\_SPECIES\_DENSITY/pcd(0)=0

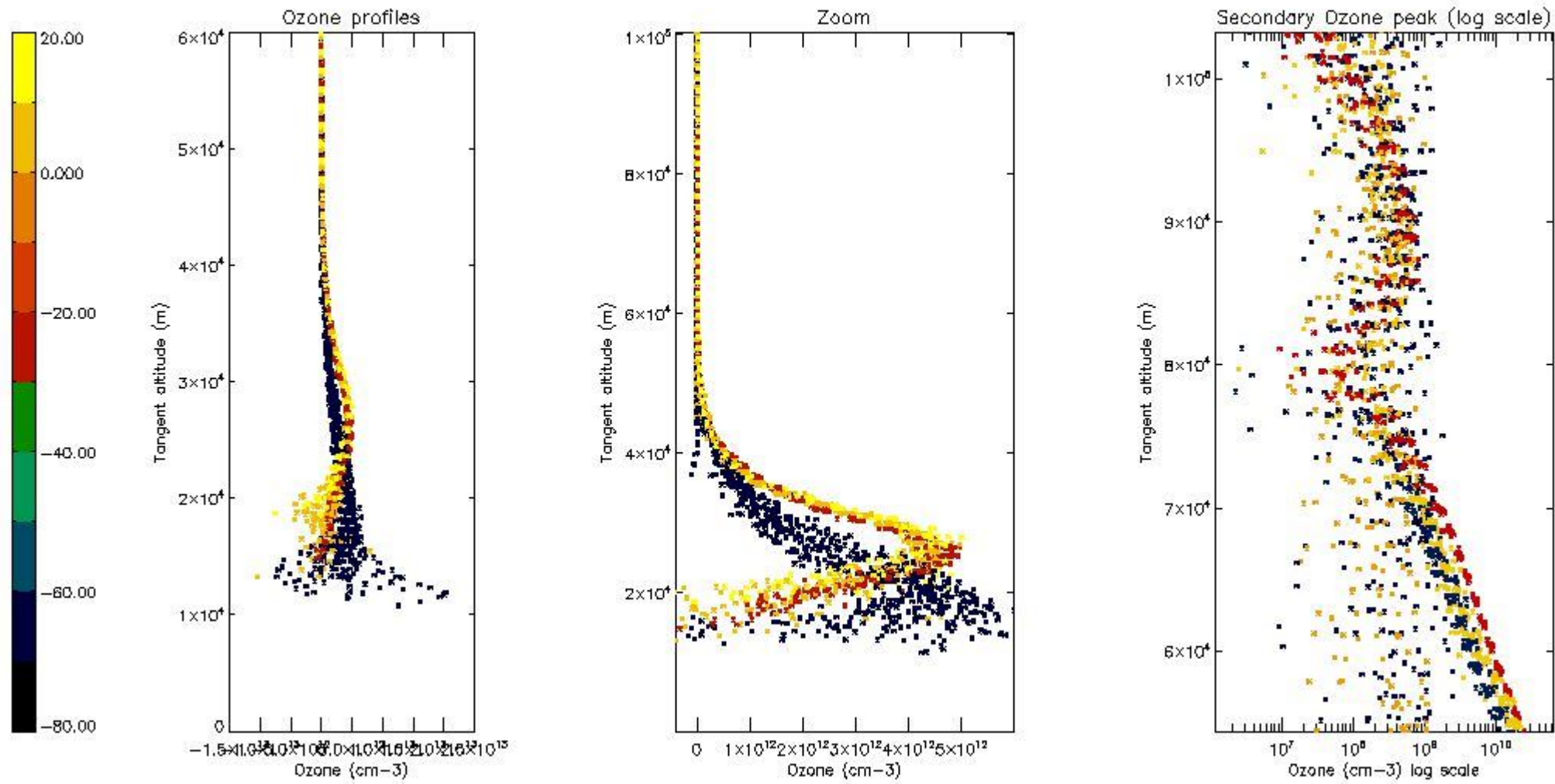
So, the table below shows the percentage of dark limb and valid observations for each criteria with respect to the overall valid daily observations.

Criteria	% of total production
All STD	24
STD < 20	10

STD < 10	6
STD < 5	2

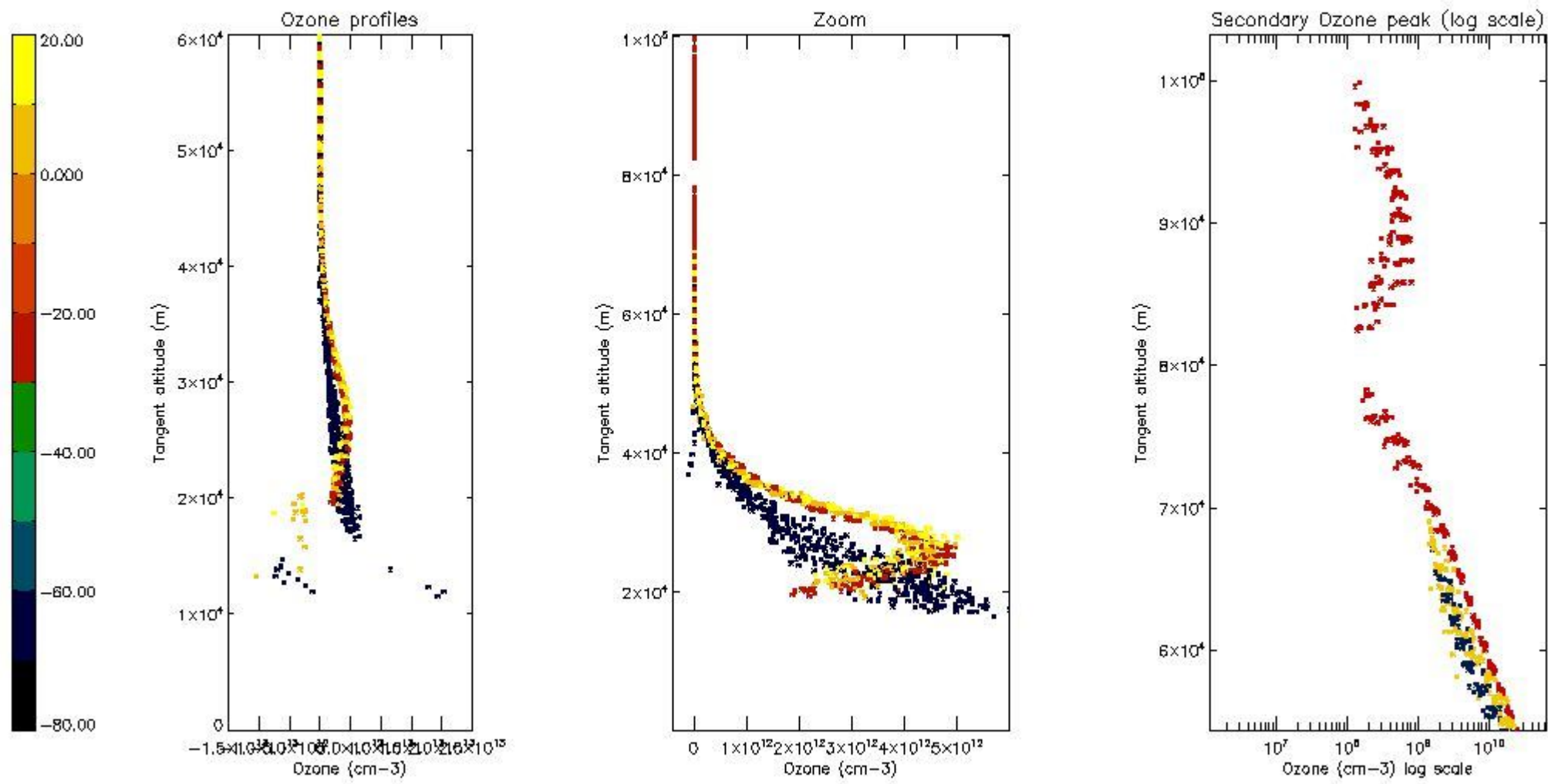
5.2 Plot ozone profiles for all STD (dark without errors)

The colorbar represents the latitude.



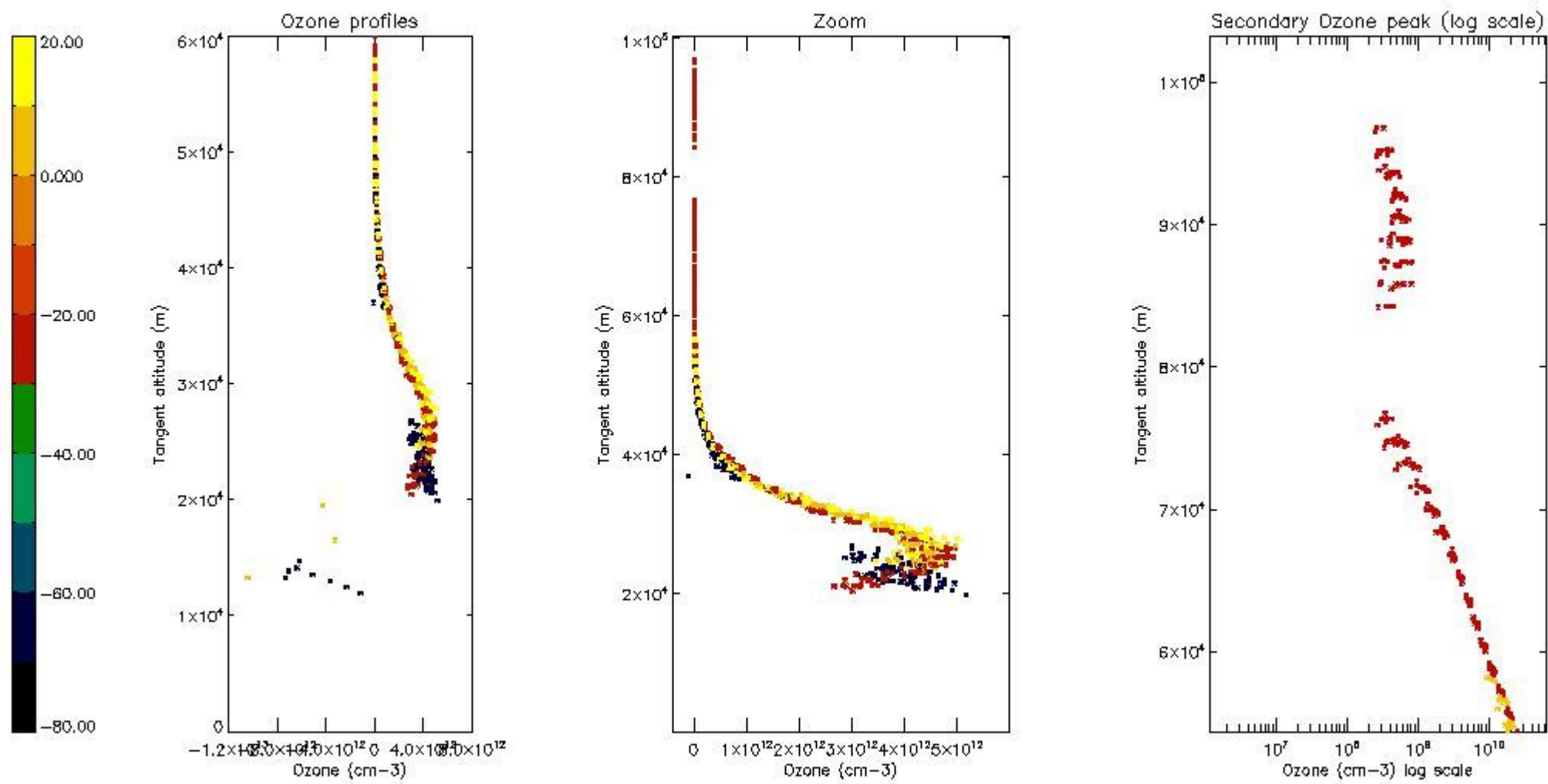
5.3 Plot ozone profiles where STD < 20% (dark without errors)

The colorbar represents the latitude.



*5.4 Plot ozone profiles where STD < 10% (dark without errors)*

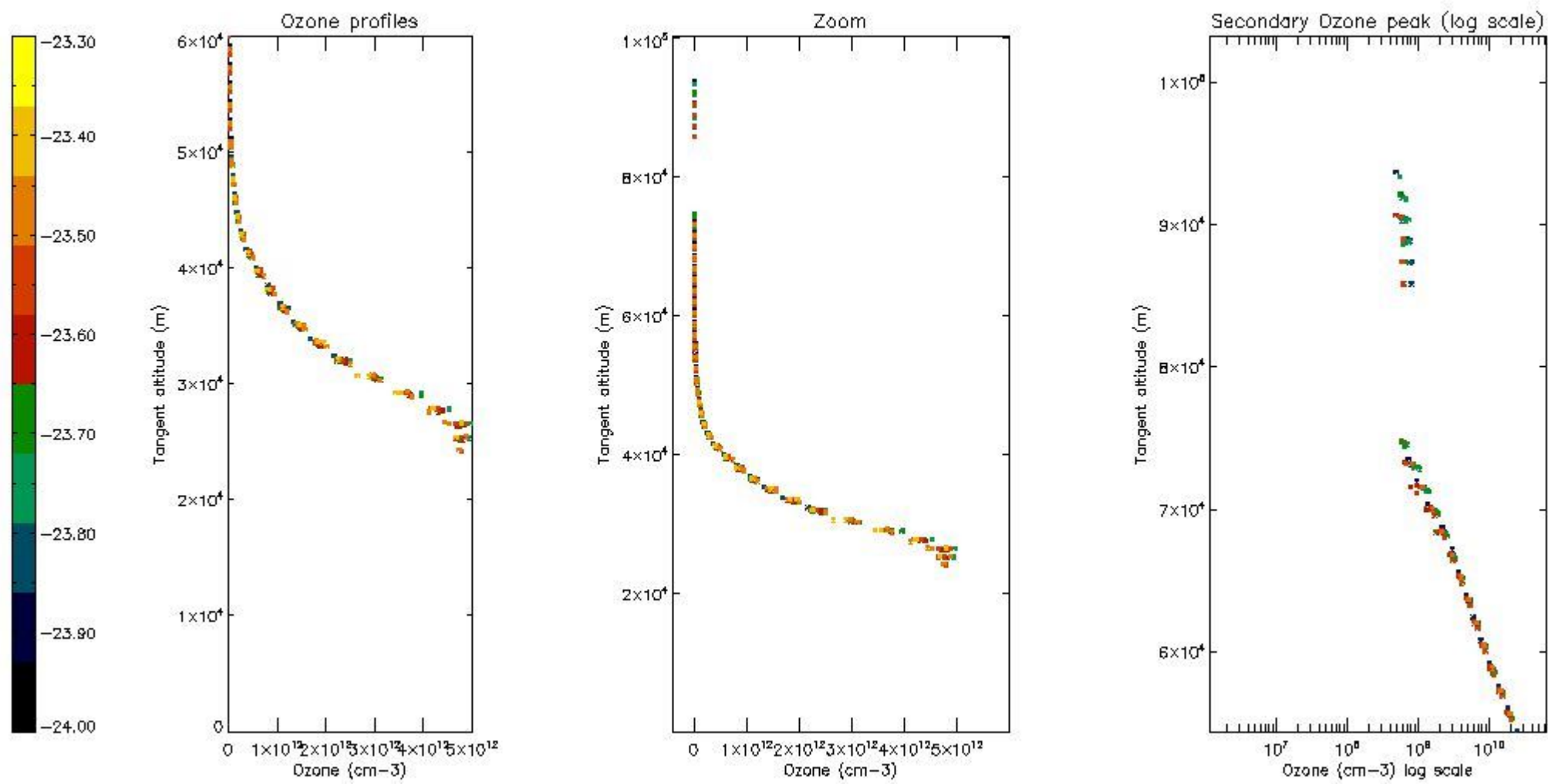
The colorbar represents the latitude.



*5.5 Plot ozone profiles where STD < 5% (dark without errors)*

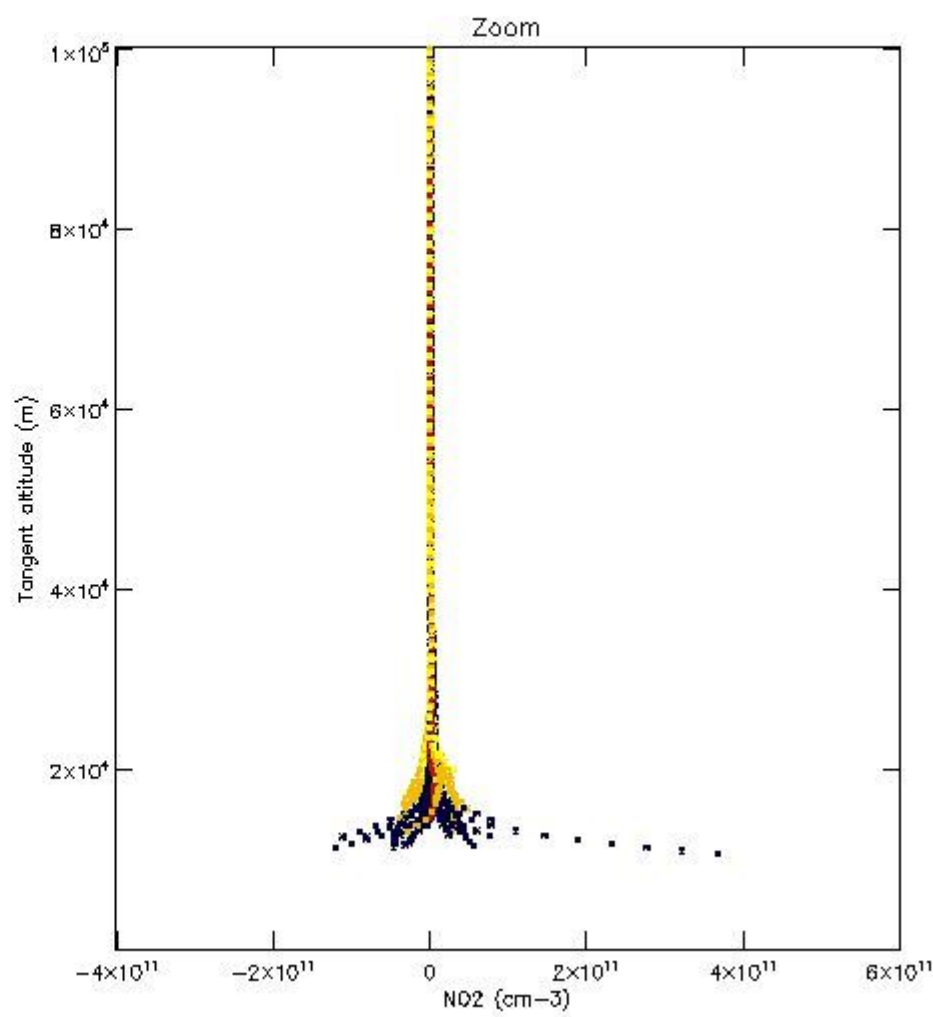
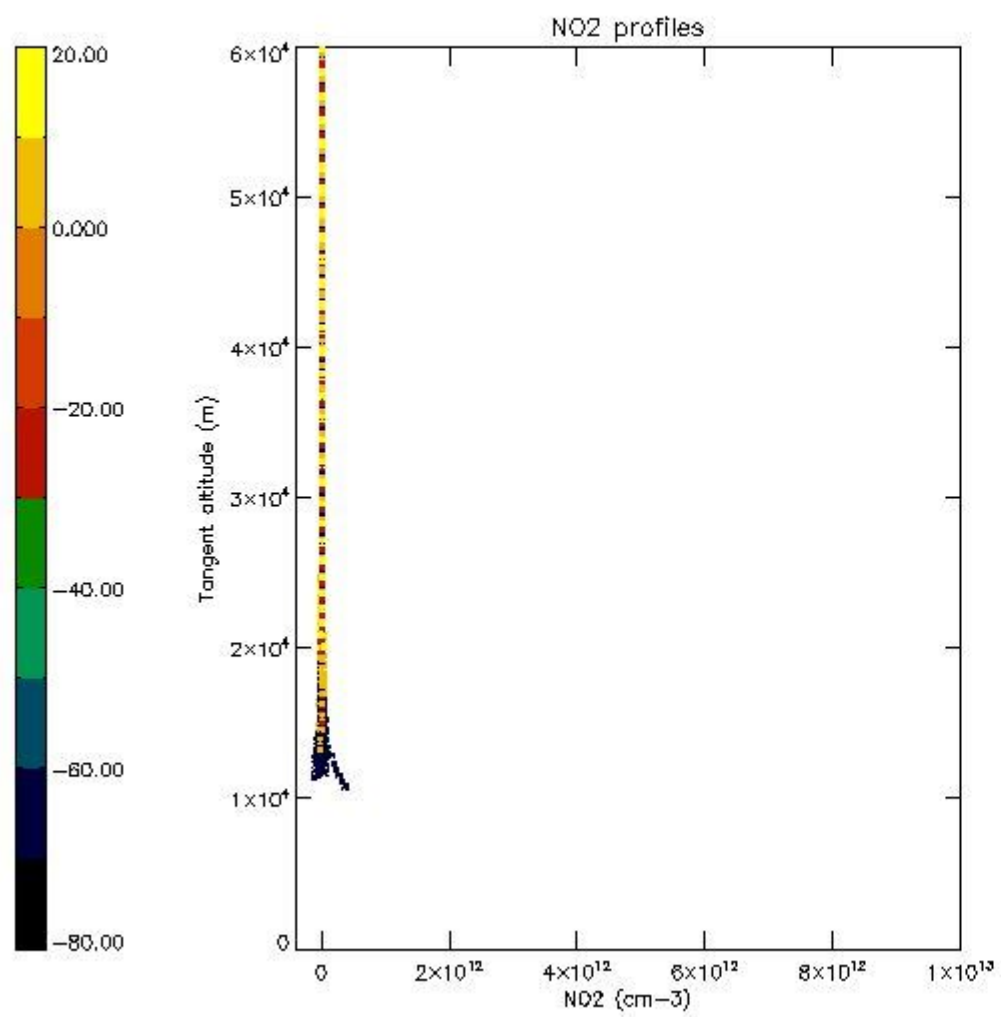
The colorbar represents the latitude.





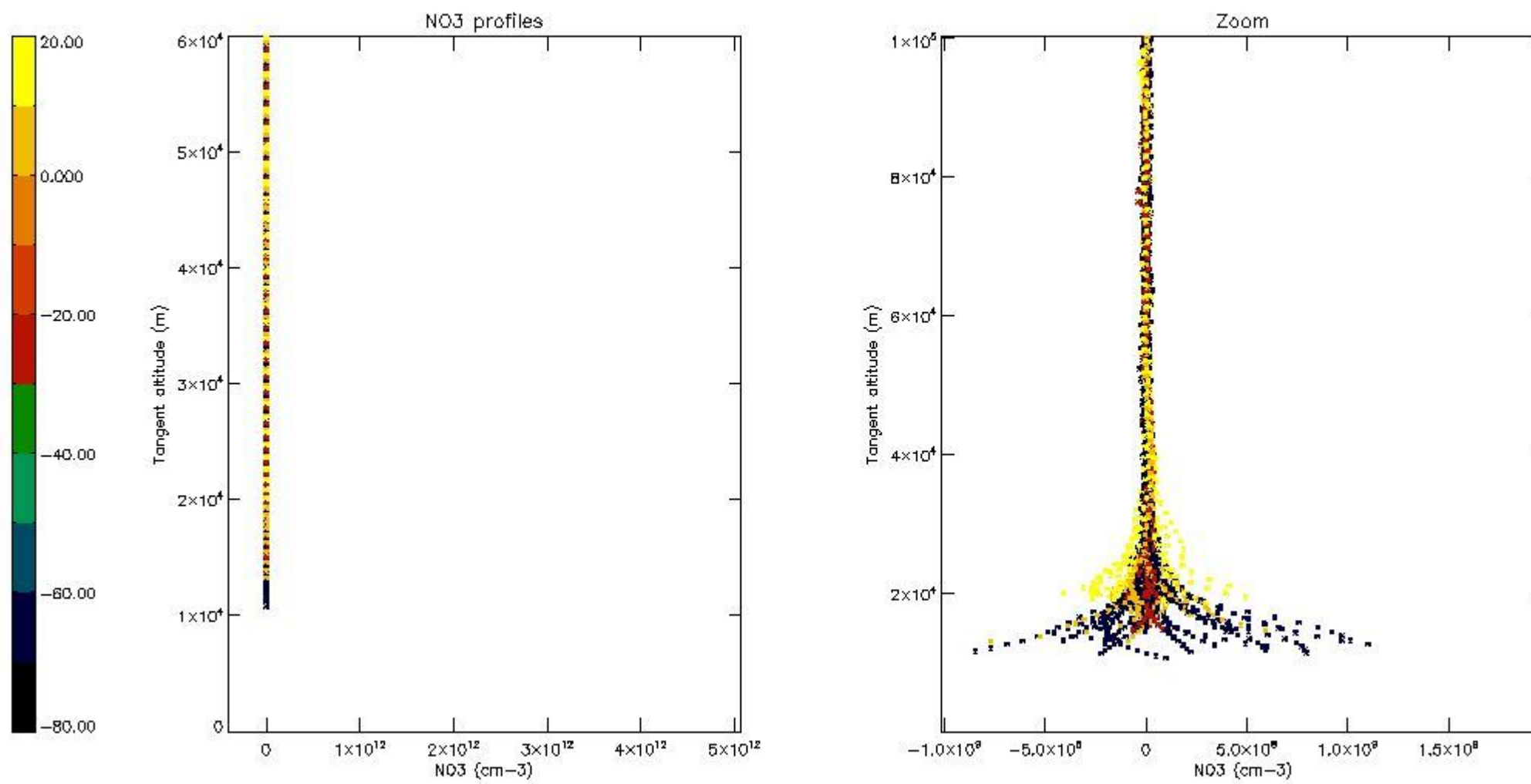
*5.6 Plot NO<sub>2</sub> profiles for all STD (dark without errors)*

The colorbar represents the latitude.



*5.7 Plot NO3 profiles for all STD (dark without errors)*

The colorbar represents the latitude.



## 6. Auxiliary Data Files used for the production reported in section 2

The number reported in the third column indicates since which file (see list in section 2) the corresponding auxiliary file has been used. The fourth column is the date of those product files.

Type	Auxiliary Filename	Used since product	Used since product date
INST_PHYS_CHARACTERISTICS	GOM_INS_AXVIEC20091111_143220_20030716_120000_20500101_000000	1	06-APR-2007 00:00:30
LEVEL-2_PROC_CONFIG	GOM_PR2_AXVIEC20091111_152718_20020301_000000_20500101_000000	1	06-APR-2007 00:00:30
CROSS_SECTIONS_FILE	GOM_CRS_AXVIEC20091111_154832_20020301_000000_20500101_000000	1	06-APR-2007 00:00:30

# GOMOS Level 2 Daily Report

## SUMMARY

### [1. General Info](#)

### [2. Summary of processed GOM\\_NL\\_2P products](#)

### [3. Level 2 Quality information per product](#)

#### [3.1 Plot of level 2 quality information per product \(time dependant\)](#)

#### [3.2 Plot of level 2 quality information per product \(world map\)](#)

### [4. Level 1 Quality information per product \(stored on level 2 products\)](#)

#### [4.1 Plot of level 1 quality information per product \(time dependant\)](#)

##### [4.1.1 Plot of level 1 quality information per product \(time dependant\): ASCENDING](#)

##### [4.1.2 Plot of level 1 quality information per product \(time dependant\): DESCENDING](#)

#### [4.2 Plot of level 1 quality information per product \(world map\)](#)

##### [4.2.1 Plot of level 1 quality information per product \(world map\): ASCENDING](#)

##### [4.2.2 Plot of level 1 quality information per product \(world map\): DESCENDING](#)

### [5. Ozone profiles based on quality statistics and other trace gas profiles](#)

#### [5.1 Ozone statistics based on quality of products](#)

#### [5.2 Plot ozone profiles for all STD \(dark without errors\)](#)

#### [5.3 Plot ozone profiles where STD < 20% \(dark without errors\)](#)

#### [5.4. Plot ozone profiles where STD < 10% \(dark without errors\)](#)

#### [5.5. Plot ozone profiles where STD < 5% \(dark without errors\)](#)

#### [5.6 Plot NO2 profiles for all STD \(dark without errors\)](#)

#### [5.7 Plot NO3 profiles for all STD \(dark without errors\)](#)

#### [5.8 Plot H2O profiles \(only for occultations of stars 1,2,3,4,13,14,16,26,63 dark without errors\) for all STD](#)

### [6. Auxiliary Data Files used for the production reported in section 2](#)

This report presents the daily analysis on parameters extracted from GOMOS level 2 data (GOM\_NL\_\_2P).  
 It is intended to monitor some important parameters that will impact the quality of these products.  
 A list of level 2 products (and content) that have arrived during the reporting day to the PCF is also given.

Item	Value
Time of report generation	22APR2013 18:07:08
Data source version	GOMOS/6.01
Start time of products	06-04-2007 (06APR2007 00:00:00)
Stop time of products	07-04-2007 (07APR2007 00:00:00)
Store outputs in DB	Yes
Nb of level 2 prods	302
Nb of prods with errors	0

## 2. Summary of processed GOM\_NL\_\_2P products.

Nr	Filename	UTC Start time	Limb	Duration	Star Id	Star Name	Star Mag	Star Temp	Nb Meas	Orbit	Prod. error
1	GOM_NL__2PRFIN20070406_000030_000000432057_00045_26652_7144.N1	06-APR-2007 00:00:30	Straylight	43.000	78	Alp Lup	2.3040	28000.	86	26652	No
2	GOM_NL__2PRFIN20070406_000306_000000402057_00045_26652_7145.N1	06-APR-2007 00:03:06	Straylight	39.500	64	Gam Cen	2.2000	10600.	79	26652	No
3	GOM_NL__2PRFIN20070406_000544_000000432057_00045_26652_7146.N1	06-APR-2007 00:05:44	Straylight	42.500	123	lot Cen	2.7500	10200.	85	26652	No
4	GOM_NL__2PRFIN20070406_001024_000000442057_00045_26652_7147.N1	06-APR-2007 00:10:24	Twilight	44.000	106	9Bet Crv	2.6480	5600.0	88	26652	No
5	GOM_NL__2PRFIN20070406_001219_000000422057_00045_26652_7148.N1	06-APR-2007 00:12:19	Twilight	41.500	100	4Gam Crv	2.5800	13100.	83	26652	No
6	GOM_NL__2PRFIN20070406_002147_000000372057_00045_26652_7149.N1	06-APR-2007 00:21:47	Bright	37.000	62	94Bet Leo	2.1360	9700.0	74	26652	No
7	GOM_NL__2PRFIN20070406_002330_000000362057_00045_26652_7150.N1	06-APR-2007 00:23:30	Bright	35.500	96	68Del Leo	2.5600	9300.0	71	26652	No
8	GOM_NL__2PRFIN20070406_003015_000000362057_00045_26652_7151.N1	06-APR-2007 00:30:15	Bright	35.500	174	52Psi UMa	3.0040	4400.0	71	26652	No
9	GOM_NL__2PRFIN20070406_003306_000000362057_00045_26652_7152.N1	06-APR-2007 00:33:06	Bright	36.000	87	64Gam UMa	2.4330	11000.	72	26652	No
10	GOM_NL__2PRFIN20070406_003507_000000372057_00045_26652_7153.N1	06-APR-2007 00:35:07	Bright	36.500	36	50Alp UMa	1.8000	6300.0	73	26652	No
11	GOM_NL__2PRFIN20070406_004108_000000422057_00045_26652_7154.N1	06-APR-2007 00:41:08	Bright	41.500	60	7Bet UMi	2.0810	3950.0	83	26652	No
12	GOM_NL__2PRFIN20070406_004312_000000322057_00045_26652_7155.N1	06-APR-2007 00:43:12	Bright	32.000	49	1Alp UMi	1.9900	6300.0	64	26652	No
13	GOM_NL__2PRFIN20070406_005049_000000362057_00045_26652_7156.N1	06-APR-2007 00:50:49	Bright	36.000	89	5Alp Cep	2.4510	8000.0	72	26652	No
14	GOM_NL__2PRFIN20070406_010638_000000482057_00045_26652_7157.N1	06-APR-2007 01:06:38	Twilight	47.500	61	8Eps Peg	2.1000	3900.0	95	26652	No
15	GOM_NL__2PRFIN20070406_010907_000000412057_00045_26652_7158.N1	06-APR-2007 01:09:07	Twilight	41.000	162	34Alp Aqr	2.9440	5350.0	82	26652	No
16	GOM_NL__2PRFIN20070406_011120_000000422057_00045_26652_7159.N1	06-APR-2007 01:11:20	Dark	42.000	154	22Bet Aqr	2.8990	5700.0	84	26652	No
17	GOM_NL__2PRFIN20070406_011351_000000402057_00045_26652_7160.N1	06-APR-2007 01:13:51	Dark	39.500	142	49Del Cap	2.8500	8900.0	79	26652	No
18	GOM_NL__2PRFIN20070406_012609_000000392057_00045_26652_7161.N1	06-APR-2007 01:26:09	Dark	38.500	45	Alp Pav	1.9400	26000.	77	26652	No
19	GOM_NL__2PRFIN20070406_013341_000000422057_00046_26653_7144.N1	06-APR-2007 01:33:41	Dark	41.500	43	Alp TrA	1.9100	4250.0	83	26653	No
20	GOM_NL__2PRFIN20070406_013537_000000402057_00046_26653_7145.N1	06-APR-2007 01:35:37	Dark	39.500	134	Bet TrA	2.8100	6600.0	79	26653	No
21	GOM_NL__2PRFIN20070406_013812_000000542057_00046_26653_7146.N1	06-APR-2007 01:38:12	Straylight	53.500	4	Alp1Cen	-0.010000	5800.0	107	26653	No
22	GOM_NL__2PRFIN20070406_014106_000000452057_00046_26653_7147.N1	06-APR-2007 01:41:06	Straylight	44.500	78	Alp Lup	2.3040	28000.	89	26653	No
23	GOM_NL__2PRFIN20070406_014342_000000402057_00046_26653_7148.N1	06-APR-2007 01:43:42	Straylight	40.000	64	Gam Cen	2.2000	10600.	80	26653	No
24	GOM_NL__2PRFIN20070406_014620_000000442057_00046_26653_7149.N1	06-APR-2007 01:46:20	Straylight	43.500	123	lot Cen	2.7500	10200.	87	26653	No
25	GOM_NL__2PRFIN20070406_015100_000000442057_00046_26653_7150.N1	06-APR-2007 01:51:00	Twilight	44.000	106	9Bet Crv	2.6480	5600.0	88	26653	No
26	GOM_NL__2PRFIN20070406_015255_000000412057_00046_26653_7151.N1	06-APR-2007 01:52:55	Twilight	41.000	100	4Gam Crv	2.5800	13100.	82	26653	No
27	GOM_NL__2PRFIN20070406_020223_000000382057_00046_26653_7152.N1	06-APR-2007 02:02:23	Bright	37.500	62	94Bet Leo	2.1360	9700.0	75	26653	No
28	GOM_NL__2PRFIN20070406_020406_000000352057_00046_26653_7153.N1	06-APR-2007 02:04:06	Bright	35.000	96	68Del Leo	2.5600	9300.0	70	26653	No
29	GOM_NL__2PRFIN20070406_021051_000000352057_00046_26653_7154.N1	06-APR-2007 02:10:51	Bright	34.500	174	52Psi UMa	3.0040	4400.0	69	26653	No
30	GOM_NL__2PRFIN20070406_021342_000000362057_00046_26653_7155.N1	06-APR-2007 02:13:42	Bright	35.500	87	64Gam UMa	2.4330	11000.	71	26653	No
31	GOM_NL__2PRFIN20070406_021543_000000352057_00046_26653_7156.N1	06-APR-2007 02:15:43	Bright	35.000	36	50Alp UMa	1.8000	6300.0	70	26653	No
32	GOM_NL__2PRFIN20070406_022144_000000402057_00046_26653_7157.N1	06-APR-2007 02:21:44	Bright	39.500	60	7Bet UMi	2.0810	3950.0	79	26653	No
33	GOM_NL__2PRFIN20070406_022348_000000342057_00046_26653_7158.N1	06-APR-2007 02:23:48	Bright	33.500	49	1Alp UMi	1.9900	6300.0	67	26653	No
34	GOM_NL__2PRFIN20070406_023124_000000382057_00046_26653_7159.N1	06-APR-2007 02:31:24	Bright	37.500	89	5Alp Cep	2.4510	8000.0	75	26653	No
35	GOM_NL__2PRFIN20070406_024714_000000462057_00046_26653_7160.N1	06-APR-2007 02:47:14	Twilight	45.500	61	8Eps Peg	2.1000	3900.0	91	26653	No
36	GOM_NL__2PRFIN20070406_024943_000000412057_00046_26653_7161.N1	06-APR-2007 02:49:43	Twilight	41.000	162	34Alp Aqr	2.9440	5350.0	82	26653	No
37	GOM_NL__2PRFIN20070406_025157_000000452057_00046_26653_7162.N1	06-APR-2007 02:51:57	Dark	45.000	154	22Bet Aqr	2.8990	5700.0	90	26653	No
38	GOM_NL__2PRFIN20070406_025427_000000392057_00046_26653_7163.N1	06-APR-2007 02:54:27	Dark	38.500	142	49Del Cap	2.8500	8900.0	77	26653	No
39	GOM_NL__2PRFIN20070406_030646_000000382057_00046_26653_7164.N1	06-APR-2007 03:06:46	Dark	37.500	45	Alp Pav	1.9400	26000.	75	26653	No
40	GOM_NL__2PRFIN20070406_031417_000000412057_00047_26654_7157.N1	06-APR-2007 03:14:17	Dark	40.500	43	Alp TrA	1.9100	4250.0	81	26654	No
41	GOM_NL__2PRFIN20070406_031614_000000382057_00047_26654_7158.N1	06-APR-2007 03:16:14	Dark	38.000	134	Bet TrA	2.8100	6600.0	76	26654	No
42	GOM_NL__2PRFIN20070406_031848_000000452057_00047_26654_7159.N1	06-APR-2007 03:18:48	Straylight	44.500	4	Alp1Cen	-0.010000	5800.0	89	26654	No

43	GOM_NL__2PRFIN20070406_032143_000000472057_00047_26654_7160.N1	06-APR-2007 03:21:43	Straylight	47.000	78	Alp Lup	2.3040	28000.	94	26654	No
44	GOM_NL__2PRFIN20070406_032418_000000422057_00047_26654_7161.N1	06-APR-2007 03:24:18	Straylight	41.500	64	Gam Cen	2.2000	10600.	83	26654	No
45	GOM_NL__2PRFIN20070406_032657_000000422057_00047_26654_7162.N1	06-APR-2007 03:26:57	Straylight	42.000	123	lot Cen	2.7500	10200.	84	26654	No
46	GOM_NL__2PRFIN20070406_033137_000000432057_00047_26654_7163.N1	06-APR-2007 03:31:37	Tw_i_and_stray	43.000	106	9Bet Crv	2.6480	5600.0	86	26654	No
47	GOM_NL__2PRFIN20070406_033331_000000432057_00047_26654_7164.N1	06-APR-2007 03:33:31	Tw_i_and_stray	42.500	100	4Gam Crv	2.5800	13100.	85	26654	No
48	GOM_NL__2PRFIN20070406_034259_000000372057_00047_26654_7165.N1	06-APR-2007 03:42:59	Bright	36.500	62	94Bet Leo	2.1360	9700.0	73	26654	No
49	GOM_NL__2PRFIN20070406_034442_000000362057_00047_26654_7166.N1	06-APR-2007 03:44:42	Bright	35.500	96	68Del Leo	2.5600	9300.0	71	26654	No
50	GOM_NL__2PRFIN20070406_035127_000000352057_00047_26654_7167.N1	06-APR-2007 03:51:27	Bright	35.000	174	52Psi UMa	3.0040	4400.0	70	26654	No
51	GOM_NL__2PRFIN20070406_035418_000000372057_00047_26654_7168.N1	06-APR-2007 03:54:18	Bright	37.000	87	64Gam UMa	2.4330	11000.	74	26654	No
52	GOM_NL__2PRFIN20070406_035619_000000342057_00047_26654_7169.N1	06-APR-2007 03:56:19	Bright	33.500	36	50Alp UMa	1.8000	6300.0	67	26654	No
53	GOM_NL__2PRFIN20070406_040219_000000362057_00047_26654_7170.N1	06-APR-2007 04:02:19	Bright	35.500	60	7Bet UMi	2.0810	3950.0	71	26654	No
54	GOM_NL__2PRFIN20070406_040424_000000342057_00047_26654_7171.N1	06-APR-2007 04:04:24	Bright	34.000	49	1Alp UMi	1.9900	6300.0	68	26654	No
55	GOM_NL__2PRFIN20070406_041200_000000382057_00047_26654_7172.N1	06-APR-2007 04:12:00	Bright	38.000	89	5Alp Cep	2.4510	8000.0	76	26654	No
56	GOM_NL__2PRFIN20070406_042750_000000502057_00047_26654_7173.N1	06-APR-2007 04:27:50	Tw_i_and_stray	49.500	61	8Eps Peg	2.1000	3900.0	99	26654	No
57	GOM_NL__2PRFIN20070406_043019_000000432057_00047_26654_7174.N1	06-APR-2007 04:30:19	Twilight	42.500	162	34Alp Aqr	2.9440	5350.0	85	26654	No
58	GOM_NL__2PRFIN20070406_043233_000000432057_00047_26654_7175.N1	06-APR-2007 04:32:33	Dark	42.500	154	22Bet Aqr	2.8990	5700.0	85	26654	No
59	GOM_NL__2PRFIN20070406_043504_000000392057_00047_26654_7176.N1	06-APR-2007 04:35:04	Dark	39.000	142	49Del Cap	2.8500	8900.0	78	26654	No
60	GOM_NL__2PRFIN20070406_044722_000000382057_00047_26654_7177.N1	06-APR-2007 04:47:22	Dark	38.000	45	Alp Pav	1.9400	26000.	76	26654	No
61	GOM_NL__2PRFIN20070406_045454_000000402057_00048_26655_7165.N1	06-APR-2007 04:54:54	Dark	39.500	43	Alp TrA	1.9100	4250.0	79	26655	No
62	GOM_NL__2PRFIN20070406_045650_000000402057_00048_26655_7166.N1	06-APR-2007 04:56:50	Dark	40.000	134	Bet TrA	2.8100	6600.0	80	26655	No
63	GOM_NL__2PRFIN20070406_045925_000000522057_00048_26655_7167.N1	06-APR-2007 04:59:25	Straylight	52.000	4	Alp1Cen	-0.010000	5800.0	104	26655	No
64	GOM_NL__2PRFIN20070406_050220_000000452057_00048_26655_7168.N1	06-APR-2007 05:02:20	Straylight	44.500	78	Alp Lup	2.3040	28000.	89	26655	No
65	GOM_NL__2PRFIN20070406_050454_000000412057_00048_26655_7169.N1	06-APR-2007 05:04:54	Straylight	40.500	64	Gam Cen	2.2000	10600.	81	26655	No
66	GOM_NL__2PRFIN20070406_050733_000000442057_00048_26655_7170.N1	06-APR-2007 05:07:33	Straylight	43.500	123	lot Cen	2.7500	10200.	87	26655	No
67	GOM_NL__2PRFIN20070406_051213_000000432057_00048_26655_7171.N1	06-APR-2007 05:12:13	Tw_i_and_stray	43.000	106	9Bet Crv	2.6480	5600.0	86	26655	No
68	GOM_NL__2PRFIN20070406_051407_000000412057_00048_26655_7172.N1	06-APR-2007 05:14:07	Tw_i_and_stray	40.500	100	4Gam Crv	2.5800	13100.	81	26655	No
69	GOM_NL__2PRFIN20070406_052335_000000372057_00048_26655_7173.N1	06-APR-2007 05:23:35	Bright	36.500	62	94Bet Leo	2.1360	9700.0	73	26655	No
70	GOM_NL__2PRFIN20070406_052518_000000352057_00048_26655_7174.N1	06-APR-2007 05:25:18	Bright	35.000	96	68Del Leo	2.5600	9300.0	70	26655	No
71	GOM_NL__2PRFIN20070406_053203_000000352057_00048_26655_7175.N1	06-APR-2007 05:32:03	Bright	35.000	174	52Psi UMa	3.0040	4400.0	70	26655	No
72	GOM_NL__2PRFIN20070406_053454_000000362057_00048_26655_7176.N1	06-APR-2007 05:34:54	Bright	35.500	87	64Gam UMa	2.4330	11000.	71	26655	No
73	GOM_NL__2PRFIN20070406_053655_000000362057_00048_26655_7177.N1	06-APR-2007 05:36:55	Bright	36.000	36	50Alp UMa	1.8000	6300.0	72	26655	No
74	GOM_NL__2PRFIN20070406_054255_000000392057_00048_26655_7178.N1	06-APR-2007 05:42:55	Bright	38.500	60	7Bet UMi	2.0810	3950.0	77	26655	No
75	GOM_NL__2PRFIN20070406_054500_000000362057_00048_26655_7179.N1	06-APR-2007 05:45:00	Bright	35.500	49	1Alp UMi	1.9900	6300.0	71	26655	No
76	GOM_NL__2PRFIN20070406_055236_000000372057_00048_26655_7180.N1	06-APR-2007 05:52:36	Bright	37.000	89	5Alp Cep	2.4510	8000.0	74	26655	No
77	GOM_NL__2PRFIN20070406_060827_000000472057_00048_26655_7181.N1	06-APR-2007 06:08:27	Tw_i_and_stray	46.500	61	8Eps Peg	2.1000	3900.0	93	26655	No
78	GOM_NL__2PRFIN20070406_061056_000000402057_00048_26655_7182.N1	06-APR-2007 06:10:56	Twilight	39.500	162	34Alp Aqr	2.9440	5350.0	79	26655	No
79	GOM_NL__2PRFIN20070406_061309_000000462057_00048_26655_7183.N1	06-APR-2007 06:13:09	Dark	45.500	154	22Bet Aqr	2.8990	5700.0	91	26655	No
80	GOM_NL__2PRFIN20070406_061540_000000432057_00048_26655_7184.N1	06-APR-2007 06:15:40	Dark	42.500	142	49Del Cap	2.8500	8900.0	85	26655	No
81	GOM_NL__2PRFIN20070406_062759_000000402057_00048_26655_7185.N1	06-APR-2007 06:27:59	Dark	39.500	45	Alp Pav	1.9400	26000.	79	26655	No
82	GOM_NL__2PRFIN20070406_063530_000000402057_00049_26656_7206.N1	06-APR-2007 06:35:30	Dark	40.000	43	Alp TrA	1.9100	4250.0	80	26656	No
83	GOM_NL__2PRFIN20070406_063727_000000402057_00049_26656_7207.N1	06-APR-2007 06:37:27	Dark	39.500	134	Bet TrA	2.8100	6600.0	79	26656	No
84	GOM_NL__2PRFIN20070406_064001_000000442057_00049_26656_7208.N1	06-APR-2007 06:40:01	Straylight	44.000	4	Alp1Cen	-0.010000	5800.0	88	26656	No
85	GOM_NL__2PRFIN20070406_064256_000000422057_00049_26656_7209.N1	06-APR-2007 06:42:56	Straylight	41.500	78	Alp Lup	2.3040	28000.	83	26656	No
86	GOM_NL__2PRFIN20070406_064531_000000392057_00049_26656_7210.N1	06-APR-2007 06:45:31	Straylight	38.500	64	Gam Cen	2.2000	10600.	77	26656	No
87	GOM_NL__2PRFIN20070406_064809_000000412057_00049_26656_7211.N1	06-APR-2007 06:48:09	Straylight	40.500	123	lot Cen	2.7500	10200.	81	26656	No
88	GOM_NL__2PRFIN20070406_065249_000000432057_00049_26656_7212.N1	06-APR-2007 06:52:49	Tw_i_and_stray	43.000	106	9Bet Crv	2.6480	5600.0	86	26656	No
89	GOM_NL__2PRFIN20070406_065443_000000382057_00049_26656_7213.N1	06-APR-2007 06:54:43	Tw_i_and_stray	38.000	100	4Gam Crv	2.5800	13100.	76	26656	No
90	GOM_NL__2PRFIN20070406_070411_000000372057_00049_26656_7214.N1	06-APR-2007 07:04:11	Bright	37.000	62	94Bet Leo	2.1360	9700.0	74	26656	No
91	GOM_NL__2PRFIN20070406_070554_000000352057_00049_26656_7215.N1	06-APR-2007 07:05:54	Bright	35.000	96	68Del Leo	2.5600	9300.0	70	26656	No
92	GOM_NL__2PRFIN20070406_071239_000000352057_00049_26656_7216.N1	06-APR-2007 07:12:39	Bright	35.000	174	52Psi UMa	3.0040	4400.0	70	26656	No
93	GOM_NL__2PRFIN20070406_071530_000000362057_00049_26656_7217.N1	06-APR-2007 07:15:30	Bright	36.000	87	64Gam UMa	2.4330	11000.	72	26656	No
94	GOM_NL__2PRFIN20070406_071731_000000362057_00049_26656_7218.N1	06-APR-2007 07:17:31	Bright	36.000	36	50Alp UMa	1.8000	6300.0	72	26656	No
95	GOM_NL__2PRFIN20070406_072331_000000402057_00049_26656_7219.N1	06-APR-2007 07:23:31	Bright	39.500	60	7Bet UMi	2.0810	3950.0	79	26656	No
96	GOM_NL__2PRFIN20070406_072536_000000362057_00049_26656_7220.N1	06-APR-2007 07:25:36	Bright	35.500	49	1Alp UMi	1.9900	6300.0	71	26656	No
97	GOM_NL__2PRFIN20070406_073312_000000362057_00049_26656_7221.N1	06-APR-2007 07:33:12	Bright	36.000	89	5Alp Cep	2.4510	8000.0	72	26656	No
98	GOM_NL__2PRFIN20070406_074903_000000482057_00049_26656_7222.N1	06-APR-2007 07:49:03	Tw_i_and_stray	48.000	61	8Eps Peg	2.1000	3900.0	96	26656	No
99	GOM_NL__2PRFIN20070406_075132_000000402057_00049_26656_7223.N1	06-APR-2007 07:51:32	Twilight	40.000	162	34Alp Aqr	2.9440	5350.0	80	26656	No
100	GOM_NL__2PRFIN20070406_075346_000000422057_00049_26656_7224.N1	06-APR-2007 07:53:46	Dark	42.000	154	22Bet Aqr	2.8990	5700.0	84	26656	No
101	GOM_NL__2PRFIN20070406_075617_000000422057_00049_26656_7225.N1	06-APR-2007 07:56:17	Dark	41.500	142	49Del Cap	2.8500	8900.0	83	26656	No

102	GOM_NL__2PRFIN20070406_080835_000000412057_00049_26656_7226.N1	06-APR-2007 08:08:35	Dark	41.000	45	Alp Pav	1.9400	26000.	82	26656	No
103	GOM_NL__2PRFIN20070406_081606_000000392057_00050_26657_7226.N1	06-APR-2007 08:16:06	Dark	39.000	43	Alp TrA	1.9100	4250.0	78	26657	No
104	GOM_NL__2PRFIN20070406_081803_000000382057_00050_26657_7227.N1	06-APR-2007 08:18:03	Dark	38.000	134	Bet TrA	2.8100	6600.0	76	26657	No
105	GOM_NL__2PRFIN20070406_082038_000000462057_00050_26657_7228.N1	06-APR-2007 08:20:38	Straylight	45.500	4	Alp1Cen	-0.010000	5800.0	91	26657	No
106	GOM_NL__2PRFIN20070406_082333_000000442057_00050_26657_7229.N1	06-APR-2007 08:23:33	Straylight	43.500	78	Alp Lup	2.3040	28000.	87	26657	No
107	GOM_NL__2PRFIN20070406_082607_000000392057_00050_26657_7230.N1	06-APR-2007 08:26:07	Straylight	39.000	64	Gam Cen	2.2000	10600.	78	26657	No
108	GOM_NL__2PRFIN20070406_082845_000000422057_00050_26657_7231.N1	06-APR-2007 08:28:45	Straylight	41.500	123	lot Cen	2.7500	10200.	83	26657	No
109	GOM_NL__2PRFIN20070406_083325_000000442057_00050_26657_7232.N1	06-APR-2007 08:33:25	Tw_i_and_stray	43.500	106	9Bet Crv	2.6480	5600.0	87	26657	No
110	GOM_NL__2PRFIN20070406_083519_000000392057_00050_26657_7233.N1	06-APR-2007 08:35:19	Tw_i_and_stray	39.000	100	4Gam Crv	2.5800	13100.	78	26657	No
111	GOM_NL__2PRFIN20070406_084447_000000382057_00050_26657_7234.N1	06-APR-2007 08:44:47	Bright	37.500	62	94Bet Leo	2.1360	9700.0	75	26657	No
112	GOM_NL__2PRFIN20070406_084630_000000362057_00050_26657_7235.N1	06-APR-2007 08:46:30	Bright	35.500	96	68Del Leo	2.5600	9300.0	71	26657	No
113	GOM_NL__2PRFIN20070406_085315_000000362057_00050_26657_7236.N1	06-APR-2007 08:53:15	Bright	36.000	174	52Psi UMa	3.0040	4400.0	72	26657	No
114	GOM_NL__2PRFIN20070406_085605_000000392057_00050_26657_7237.N1	06-APR-2007 08:56:05	Bright	38.500	87	64Gam UMa	2.4330	11000.	77	26657	No
115	GOM_NL__2PRFIN20070406_085807_000000362057_00050_26657_7238.N1	06-APR-2007 08:58:07	Bright	35.500	36	50Alp UMa	1.8000	6300.0	71	26657	No
116	GOM_NL__2PRFIN20070406_090406_000000392057_00050_26657_7239.N1	06-APR-2007 09:04:06	Bright	38.500	60	7Bet UMi	2.0810	3950.0	77	26657	No
117	GOM_NL__2PRFIN20070406_090612_000000362057_00050_26657_7240.N1	06-APR-2007 09:06:12	Bright	36.000	49	1Alp UMi	1.9900	6300.0	72	26657	No
118	GOM_NL__2PRFIN20070406_091348_000000532057_00050_26657_7241.N1	06-APR-2007 09:13:48	Bright	52.500	89	5Alp Cep	2.4510	8000.0	105	26657	No
119	GOM_NL__2PRFIN20070406_092939_000000462057_00050_26657_7242.N1	06-APR-2007 09:29:39	Tw_i_and_stray	45.500	61	8Eps Peg	2.1000	3900.0	91	26657	No
120	GOM_NL__2PRFIN20070406_093208_000000412057_00050_26657_7243.N1	06-APR-2007 09:32:08	Twilight	41.000	162	34Alp Aqr	2.9440	5350.0	82	26657	No
121	GOM_NL__2PRFIN20070406_093422_000000442057_00050_26657_7244.N1	06-APR-2007 09:34:22	Dark	44.000	154	22Bet Aqr	2.8990	5700.0	88	26657	No
122	GOM_NL__2PRFIN20070406_093653_000000422057_00050_26657_7245.N1	06-APR-2007 09:36:53	Dark	42.000	142	49Del Cap	2.8500	8900.0	84	26657	No
123	GOM_NL__2PRFIN20070406_094911_000000382057_00050_26657_7246.N1	06-APR-2007 09:49:11	Dark	38.000	45	Alp Pav	1.9400	26000.	76	26657	No
124	GOM_NL__2PRFIN20070406_095643_000000412057_00051_26658_7245.N1	06-APR-2007 09:56:43	Dark	40.500	43	Alp TrA	1.9100	4250.0	81	26658	No
125	GOM_NL__2PRFIN20070406_095840_000000392057_00051_26658_7246.N1	06-APR-2007 09:58:40	Dark	39.000	134	Bet TrA	2.8100	6600.0	78	26658	No
126	GOM_NL__2PRFIN20070406_100114_000000542057_00051_26658_7247.N1	06-APR-2007 10:01:14	Straylight	54.000	4	Alp1Cen	-0.010000	5800.0	108	26658	No
127	GOM_NL__2PRFIN20070406_100409_000000422057_00051_26658_7248.N1	06-APR-2007 10:04:09	Straylight	42.000	78	Alp Lup	2.3040	28000.	84	26658	No
128	GOM_NL__2PRFIN20070406_100643_000000392057_00051_26658_7249.N1	06-APR-2007 10:06:43	Straylight	39.000	64	Gam Cen	2.2000	10600.	78	26658	No
129	GOM_NL__2PRFIN20070406_100922_000000422057_00051_26658_7250.N1	06-APR-2007 10:09:22	Straylight	42.000	123	lot Cen	2.7500	10200.	84	26658	No
130	GOM_NL__2PRFIN20070406_101401_000000412057_00051_26658_7251.N1	06-APR-2007 10:14:01	Tw_i_and_stray	40.500	106	9Bet Crv	2.6480	5600.0	81	26658	No
131	GOM_NL__2PRFIN20070406_101555_000000402057_00051_26658_7252.N1	06-APR-2007 10:15:55	Tw_i_and_stray	39.500	100	4Gam Crv	2.5800	13100.	79	26658	No
132	GOM_NL__2PRFIN20070406_102523_000000382057_00051_26658_7253.N1	06-APR-2007 10:25:23	Bright	38.000	62	94Bet Leo	2.1360	9700.0	76	26658	No
133	GOM_NL__2PRFIN20070406_102706_000000372057_00051_26658_7254.N1	06-APR-2007 10:27:06	Bright	36.500	96	68Del Leo	2.5600	9300.0	73	26658	No
134	GOM_NL__2PRFIN20070406_103351_000000382057_00051_26658_7255.N1	06-APR-2007 10:33:51	Bright	37.500	174	52Psi UMa	3.0040	4400.0	75	26658	No
135	GOM_NL__2PRFIN20070406_103641_000000372057_00051_26658_7256.N1	06-APR-2007 10:36:41	Bright	36.500	87	64Gam UMa	2.4330	11000.	73	26658	No
136	GOM_NL__2PRFIN20070406_103842_000000382057_00051_26658_7257.N1	06-APR-2007 10:38:42	Bright	37.500	36	50Alp UMa	1.8000	6300.0	75	26658	No
137	GOM_NL__2PRFIN20070406_104442_000000402057_00051_26658_7258.N1	06-APR-2007 10:44:42	Bright	40.000	60	7Bet UMi	2.0810	3950.0	80	26658	No
138	GOM_NL__2PRFIN20070406_104648_000000352057_00051_26658_7259.N1	06-APR-2007 10:46:48	Bright	34.500	49	1Alp UMi	1.9900	6300.0	69	26658	No
139	GOM_NL__2PRFIN20070406_105424_000000382057_00051_26658_7260.N1	06-APR-2007 10:54:24	Bright	37.500	89	5Alp Cep	2.4510	8000.0	75	26658	No
140	GOM_NL__2PRFIN20070406_111015_000000462057_00051_26658_7261.N1	06-APR-2007 11:10:15	Tw_i_and_stray	45.500	61	8Eps Peg	2.1000	3900.0	91	26658	No
141	GOM_NL__2PRFIN20070406_111244_000000412057_00051_26658_7262.N1	06-APR-2007 11:12:44	Twilight	41.000	162	34Alp Aqr	2.9440	5350.0	82	26658	No
142	GOM_NL__2PRFIN20070406_111458_000000452057_00051_26658_7263.N1	06-APR-2007 11:14:58	Dark	44.500	154	22Bet Aqr	2.8990	5700.0	89	26658	No
143	GOM_NL__2PRFIN20070406_111729_000000432057_00051_26658_7264.N1	06-APR-2007 11:17:29	Dark	42.500	142	49Del Cap	2.8500	8900.0	85	26658	No
144	GOM_NL__2PRFIN20070406_112948_000000392057_00051_26658_7265.N1	06-APR-2007 11:29:48	Dark	39.000	45	Alp Pav	1.9400	26000.	78	26658	No
145	GOM_NL__2PRFIN20070406_113719_000000382057_00052_26659_7266.N1	06-APR-2007 11:37:19	Dark	37.500	43	Alp TrA	1.9100	4250.0	75	26659	No
146	GOM_NL__2PRFIN20070406_113916_000000382057_00052_26659_7267.N1	06-APR-2007 11:39:16	Dark	38.000	134	Bet TrA	2.8100	6600.0	76	26659	No
147	GOM_NL__2PRFIN20070406_114150_000000442057_00052_26659_7268.N1	06-APR-2007 11:41:50	Straylight	44.000	4	Alp1Cen	-0.010000	5800.0	88	26659	No
148	GOM_NL__2PRFIN20070406_114446_000000432057_00052_26659_7269.N1	06-APR-2007 11:44:46	Straylight	43.000	78	Alp Lup	2.3040	28000.	86	26659	No
149	GOM_NL__2PRFIN20070406_114719_000000382057_00052_26659_7270.N1	06-APR-2007 11:47:19	Straylight	38.000	64	Gam Cen	2.2000	10600.	76	26659	No
150	GOM_NL__2PRFIN20070406_114958_000000432057_00052_26659_7271.N1	06-APR-2007 11:49:58	Straylight	43.000	123	lot Cen	2.7500	10200.	86	26659	No
151	GOM_NL__2PRFIN20070406_115437_000000432057_00052_26659_7272.N1	06-APR-2007 11:54:37	Tw_i_and_stray	42.500	106	9Bet Crv	2.6480	5600.0	85	26659	No
152	GOM_NL__2PRFIN20070406_115631_000000412057_00052_26659_7273.N1	06-APR-2007 11:56:31	Tw_i_and_stray	40.500	100	4Gam Crv	2.5800	13100.	81	26659	No
153	GOM_NL__2PRFIN20070406_120559_000000372057_00052_26659_7274.N1	06-APR-2007 12:05:59	Bright	36.500	62	94Bet Leo	2.1360	9700.0	73	26659	No
154	GOM_NL__2PRFIN20070406_120742_000000362057_00052_26659_7275.N1	06-APR-2007 12:07:42	Bright	36.000	96	68Del Leo	2.5600	9300.0	72	26659	No
155	GOM_NL__2PRFIN20070406_121427_000000342057_00052_26659_7276.N1	06-APR-2007 12:14:27	Bright	34.000	174	52Psi UMa	3.0040	4400.0	68	26659	No
156	GOM_NL__2PRFIN20070406_121717_000000372057_00052_26659_7277.N1	06-APR-2007 12:17:17	Bright	37.000	87	64Gam UMa	2.4330	11000.	74	26659	No
157	GOM_NL__2PRFIN20070406_121918_000000372057_00052_26659_7278.N1	06-APR-2007 12:19:18	Bright	37.000	36	50Alp UMa	1.8000	6300.0	74	26659	No
158	GOM_NL__2PRFIN20070406_122517_000000402057_00052_26659_7279.N1	06-APR-2007 12:25:17	Bright	39.500	60	7Bet UMi	2.0810	3950.0	79	26659	No
159	GOM_NL__2PRFIN20070406_122724_000000362057_00052_26659_7280.N1	06-APR-2007 12:27:24	Bright	36.000	49	1Alp UMi	1.9900	6300.0	72	26659	No
160	GOM_NL__2PRFIN20070406_123500_000000362057_00052_26659_7281.N1	06-APR-2007 12:35:00	Bright	35.500	89	5Alp Cep	2.4510	8000.0	71	26659	No

161	GOM_NL__2PRFIN20070406_125051_000000452057_00052_26659_7282.N1	06-APR-2007 12:50:51	Twilight	45.000	61	8Eps Peg	2.1000	3900.0	90	26659	No
162	GOM_NL__2PRFIN20070406_125320_000000432057_00052_26659_7283.N1	06-APR-2007 12:53:20	Twilight	42.500	162	34Alp Aqr	2.9440	5350.0	85	26659	No
163	GOM_NL__2PRFIN20070406_125535_000000452057_00052_26659_7284.N1	06-APR-2007 12:55:35	Dark	45.000	154	22Bet Aqr	2.8990	5700.0	90	26659	No
164	GOM_NL__2PRFIN20070406_125805_000000412057_00052_26659_7285.N1	06-APR-2007 12:58:05	Dark	41.000	142	49Del Cap	2.8500	8900.0	82	26659	No
165	GOM_NL__2PRFIN20070406_131024_000000382057_00052_26659_7286.N1	06-APR-2007 13:10:24	Dark	37.500	45	Alp Pav	1.9400	26000.	75	26659	No
166	GOM_NL__2PRFIN20070406_131755_000000432057_00053_26660_7299.N1	06-APR-2007 13:17:55	Dark	43.000	43	Alp TrA	1.9100	4250.0	86	26660	No
167	GOM_NL__2PRFIN20070406_131952_000000382057_00053_26660_7300.N1	06-APR-2007 13:19:52	Dark	38.000	134	Bet TrA	2.8100	6600.0	76	26660	No
168	GOM_NL__2PRFIN20070406_132227_000000532057_00053_26660_7301.N1	06-APR-2007 13:22:27	Straylight	52.500	4	Alp1Cen	-0.010000	5800.0	105	26660	No
169	GOM_NL__2PRFIN20070406_132522_000000432057_00053_26660_7302.N1	06-APR-2007 13:25:22	Straylight	42.500	78	Alp Lup	2.3040	28000.	85	26660	No
170	GOM_NL__2PRFIN20070406_132755_000000432057_00053_26660_7303.N1	06-APR-2007 13:27:55	Straylight	42.500	64	Gam Cen	2.2000	10600.	85	26660	No
171	GOM_NL__2PRFIN20070406_133034_000000432057_00053_26660_7304.N1	06-APR-2007 13:30:34	Straylight	43.000	123	lot Cen	2.7500	10200.	86	26660	No
172	GOM_NL__2PRFIN20070406_133513_000000422057_00053_26660_7305.N1	06-APR-2007 13:35:13	Twilight	42.000	106	9Bet Crv	2.6480	5600.0	84	26660	No
173	GOM_NL__2PRFIN20070406_133707_000000412057_00053_26660_7306.N1	06-APR-2007 13:37:07	Twilight	40.500	100	4Gam Crv	2.5800	13100.	81	26660	No
174	GOM_NL__2PRFIN20070406_134635_000000372057_00053_26660_7307.N1	06-APR-2007 13:46:35	Bright	36.500	62	94Bet Leo	2.1360	9700.0	73	26660	No
175	GOM_NL__2PRFIN20070406_134818_000000352057_00053_26660_7308.N1	06-APR-2007 13:48:18	Bright	35.000	96	68Del Leo	2.5600	9300.0	70	26660	No
176	GOM_NL__2PRFIN20070406_135503_000000342057_00053_26660_7309.N1	06-APR-2007 13:55:03	Bright	34.000	174	52Psi UMa	3.0040	4400.0	68	26660	No
177	GOM_NL__2PRFIN20070406_135753_000000352057_00053_26660_7310.N1	06-APR-2007 13:57:53	Bright	34.500	87	64Gam UMa	2.4330	11000.	69	26660	No
178	GOM_NL__2PRFIN20070406_135954_000000362057_00053_26660_7311.N1	06-APR-2007 13:59:54	Bright	35.500	36	50Alp UMa	1.8000	6300.0	71	26660	No
179	GOM_NL__2PRFIN20070406_140553_000000392057_00053_26660_7312.N1	06-APR-2007 14:05:53	Bright	39.000	60	7Bet UMi	2.0810	3950.0	78	26660	No
180	GOM_NL__2PRFIN20070406_140800_000000352057_00053_26660_7313.N1	06-APR-2007 14:08:00	Bright	35.000	49	1Alp UMi	1.9900	6300.0	70	26660	No
181	GOM_NL__2PRFIN20070406_141535_000000392057_00053_26660_7314.N1	06-APR-2007 14:15:35	Bright	39.000	89	5Alp Cep	2.4510	8000.0	78	26660	No
182	GOM_NL__2PRFIN20070406_143128_000000462057_00053_26660_7315.N1	06-APR-2007 14:31:28	Twilight	45.500	61	8Eps Peg	2.1000	3900.0	91	26660	No
183	GOM_NL__2PRFIN20070406_143357_000000402057_00053_26660_7316.N1	06-APR-2007 14:33:57	Twilight	40.000	162	34Alp Aqr	2.9440	5350.0	80	26660	No
184	GOM_NL__2PRFIN20070406_143611_000000442057_00053_26660_7317.N1	06-APR-2007 14:36:11	Dark	44.000	154	22Bet Aqr	2.8990	5700.0	88	26660	No
185	GOM_NL__2PRFIN20070406_143842_000000422057_00053_26660_7318.N1	06-APR-2007 14:38:42	Dark	42.000	142	49Del Cap	2.8500	8900.0	84	26660	No
186	GOM_NL__2PRFIN20070406_145100_000000392057_00053_26660_7319.N1	06-APR-2007 14:51:00	Dark	39.000	45	Alp Pav	1.9400	26000.	78	26660	No
187	GOM_NL__2PRFIN20070406_145832_000000422057_00054_26661_7359.N1	06-APR-2007 14:58:32	Dark	41.500	43	Alp TrA	1.9100	4250.0	83	26661	No
188	GOM_NL__2PRFIN20070406_150029_000000392057_00054_26661_7360.N1	06-APR-2007 15:00:29	Dark	39.000	134	Bet TrA	2.8100	6600.0	78	26661	No
189	GOM_NL__2PRFIN20070406_150303_000000432057_00054_26661_7361.N1	06-APR-2007 15:03:03	Straylight	43.000	4	Alp1Cen	-0.010000	5800.0	86	26661	No
190	GOM_NL__2PRFIN20070406_150558_000000452057_00054_26661_7362.N1	06-APR-2007 15:05:58	Straylight	44.500	78	Alp Lup	2.3040	28000.	89	26661	No
191	GOM_NL__2PRFIN20070406_150831_000000402057_00054_26661_7363.N1	06-APR-2007 15:08:31	Straylight	40.000	64	Gam Cen	2.2000	10600.	80	26661	No
192	GOM_NL__2PRFIN20070406_151111_000000422057_00054_26661_7364.N1	06-APR-2007 15:11:11	Straylight	41.500	123	lot Cen	2.7500	10200.	83	26661	No
193	GOM_NL__2PRFIN20070406_151549_000000432057_00054_26661_7365.N1	06-APR-2007 15:15:49	Twilight	43.000	106	9Bet Crv	2.6480	5600.0	86	26661	No
194	GOM_NL__2PRFIN20070406_151743_000000382057_00054_26661_7366.N1	06-APR-2007 15:17:43	Twilight	38.000	100	4Gam Crv	2.5800	13100.	76	26661	No
195	GOM_NL__2PRFIN20070406_152711_000000372057_00054_26661_7367.N1	06-APR-2007 15:27:11	Bright	37.000	62	94Bet Leo	2.1360	9700.0	74	26661	No
196	GOM_NL__2PRFIN20070406_152854_000000362057_00054_26661_7368.N1	06-APR-2007 15:28:54	Bright	35.500	96	68Del Leo	2.5600	9300.0	71	26661	No
197	GOM_NL__2PRFIN20070406_153539_000000362057_00054_26661_7369.N1	06-APR-2007 15:35:39	Bright	35.500	174	52Psi UMa	3.0040	4400.0	71	26661	No
198	GOM_NL__2PRFIN20070406_153828_000000382057_00054_26661_7370.N1	06-APR-2007 15:38:28	Bright	37.500	87	64Gam UMa	2.4330	11000.	75	26661	No
199	GOM_NL__2PRFIN20070406_154030_000000362057_00054_26661_7371.N1	06-APR-2007 15:40:30	Bright	36.000	36	50Alp UMa	1.8000	6300.0	72	26661	No
200	GOM_NL__2PRFIN20070406_154628_000000402057_00054_26661_7372.N1	06-APR-2007 15:46:28	Bright	40.000	60	7Bet UMi	2.0810	3950.0	80	26661	No
201	GOM_NL__2PRFIN20070406_154836_000000352057_00054_26661_7373.N1	06-APR-2007 15:48:36	Bright	35.000	49	1Alp UMi	1.9900	6300.0	70	26661	No
202	GOM_NL__2PRFIN20070406_155611_000000372057_00054_26661_7374.N1	06-APR-2007 15:56:11	Bright	36.500	89	5Alp Cep	2.4510	8000.0	73	26661	No
203	GOM_NL__2PRFIN20070406_161204_000000472057_00054_26661_7375.N1	06-APR-2007 16:12:04	Twilight	47.000	61	8Eps Peg	2.1000	3900.0	94	26661	No
204	GOM_NL__2PRFIN20070406_161433_000000432057_00054_26661_7376.N1	06-APR-2007 16:14:33	Twilight	42.500	162	34Alp Aqr	2.9440	5350.0	85	26661	No
205	GOM_NL__2PRFIN20070406_161648_000000472057_00054_26661_7377.N1	06-APR-2007 16:16:48	Dark	46.500	154	22Bet Aqr	2.8990	5700.0	93	26661	No
206	GOM_NL__2PRFIN20070406_161918_000000412057_00054_26661_7378.N1	06-APR-2007 16:19:18	Dark	40.500	142	49Del Cap	2.8500	8900.0	81	26661	No
207	GOM_NL__2PRFIN20070406_163137_000000382057_00054_26661_7379.N1	06-APR-2007 16:31:37	Dark	37.500	45	Alp Pav	1.9400	26000.	75	26661	No
208	GOM_NL__2PRFIN20070406_163908_000000422057_00055_26662_7376.N1	06-APR-2007 16:39:08	Dark	42.000	43	Alp TrA	1.9100	4250.0	84	26662	No
209	GOM_NL__2PRFIN20070406_164105_000000402057_00055_26662_7377.N1	06-APR-2007 16:41:05	Dark	39.500	134	Bet TrA	2.8100	6600.0	79	26662	No
210	GOM_NL__2PRFIN20070406_164339_000000442057_00055_26662_7378.N1	06-APR-2007 16:43:39	Straylight	44.000	4	Alp1Cen	-0.010000	5800.0	88	26662	No
211	GOM_NL__2PRFIN20070406_164635_000000452057_00055_26662_7379.N1	06-APR-2007 16:46:35	Straylight	44.500	78	Alp Lup	2.3040	28000.	89	26662	No
212	GOM_NL__2PRFIN20070406_164908_000000382057_00055_26662_7380.N1	06-APR-2007 16:49:08	Straylight	38.000	64	Gam Cen	2.2000	10600.	76	26662	No
213	GOM_NL__2PRFIN20070406_165147_000000432057_00055_26662_7381.N1	06-APR-2007 16:51:47	Straylight	42.500	123	lot Cen	2.7500	10200.	85	26662	No
214	GOM_NL__2PRFIN20070406_165626_000000422057_00055_26662_7382.N1	06-APR-2007 16:56:26	Twilight	42.000	106	9Bet Crv	2.6480	5600.0	84	26662	No
215	GOM_NL__2PRFIN20070406_165820_000000402057_00055_26662_7383.N1	06-APR-2007 16:58:20	Twilight	39.500	100	4Gam Crv	2.5800	13100.	79	26662	No
216	GOM_NL__2PRFIN20070406_170746_000000372057_00055_26662_7384.N1	06-APR-2007 17:07:46	Bright	37.000	62	94Bet Leo	2.1360	9700.0	74	26662	No
217	GOM_NL__2PRFIN20070406_170930_000000362057_00055_26662_7385.N1	06-APR-2007 17:09:30	Bright	35.500	96	68Del Leo	2.5600	9300.0	71	26662	No
218	GOM_NL__2PRFIN20070406_171615_000000352057_00055_26662_7386.N1	06-APR-2007 17:16:15	Bright	35.000	174	52Psi UMa	3.0040	4400.0	70	26662	No
219	GOM_NL__2PRFIN20070406_171904_000000362057_00055_26662_7387.N1	06-APR-2007 17:19:04	Bright	36.000	87	64Gam UMa	2.4330	11000.	72	26662	No



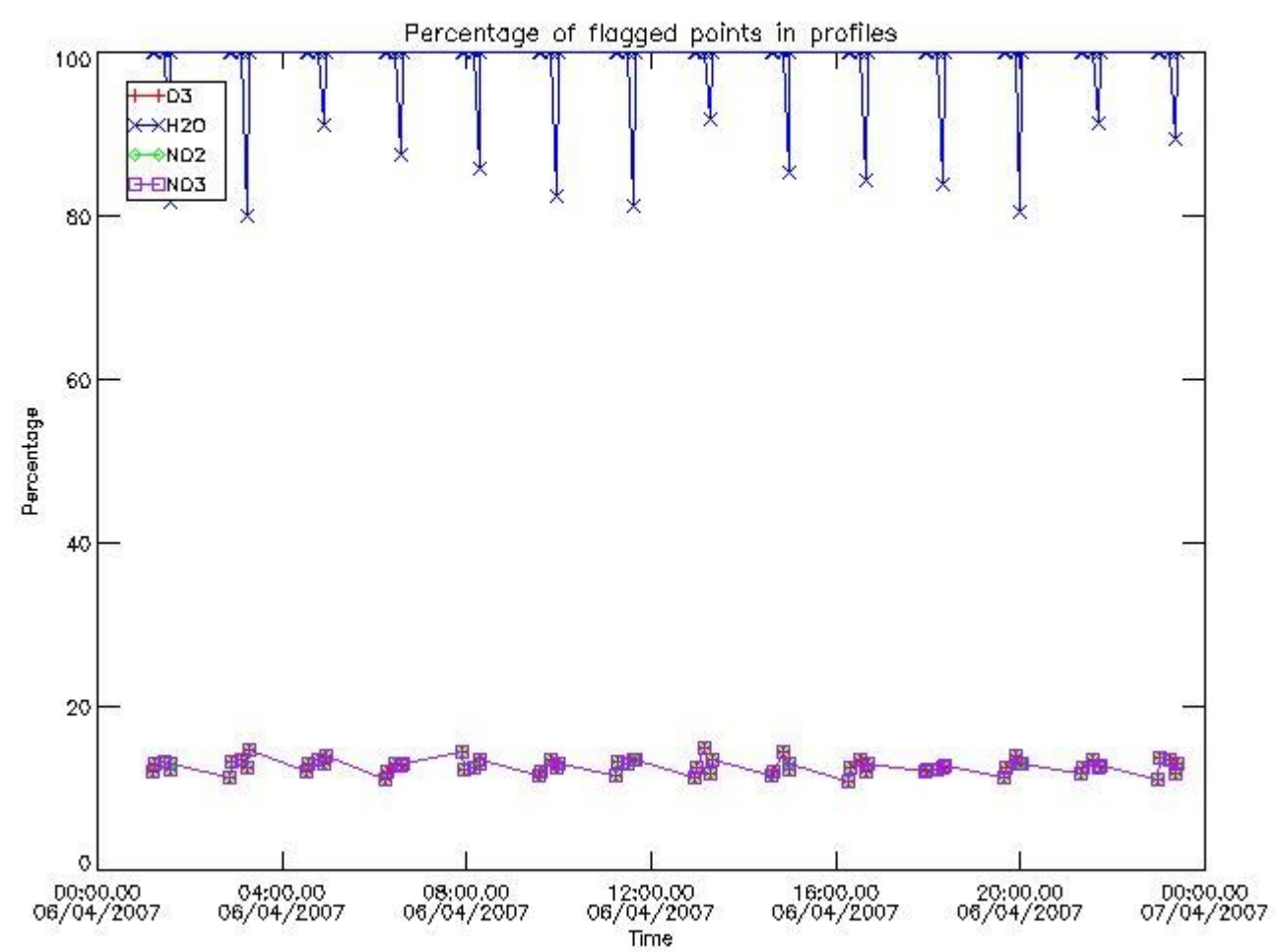


279	GOM_NL__2PRFIN20070406_220934_000000372057_00058_26665_7438.N1	06-APR-2007 22:09:34	Bright	36.500	62	94Bet Leo	2.1360	9700.0	73	26665	No
280	GOM_NL__2PRFIN20070406_221118_000000352057_00058_26665_7439.N1	06-APR-2007 22:11:18	Bright	35.000	96	68Del Leo	2.5600	9300.0	70	26665	No
281	GOM_NL__2PRFIN20070406_221803_000000372057_00058_26665_7440.N1	06-APR-2007 22:18:03	Bright	37.000	174	52Psi UMa	3.0040	4400.0	74	26665	No
282	GOM_NL__2PRFIN20070406_222052_000000362057_00058_26665_7441.N1	06-APR-2007 22:20:52	Bright	36.000	87	64Gam UMa	2.4330	11000.	72	26665	No
283	GOM_NL__2PRFIN20070406_222254_000000372057_00058_26665_7442.N1	06-APR-2007 22:22:54	Bright	36.500	36	50Alp UMa	1.8000	6300.0	73	26665	No
284	GOM_NL__2PRFIN20070406_222851_000000352057_00058_26665_7443.N1	06-APR-2007 22:28:51	Bright	35.000	60	7Bet UMi	2.0810	3950.0	70	26665	No
285	GOM_NL__2PRFIN20070406_223100_000000352057_00058_26665_7444.N1	06-APR-2007 22:31:00	Bright	34.500	49	1Alp UMi	1.9900	6300.0	69	26665	No
286	GOM_NL__2PRFIN20070406_223835_000000372057_00058_26665_7445.N1	06-APR-2007 22:38:35	Bright	37.000	89	5Alp Cep	2.4510	8000.0	74	26665	No
287	GOM_NL__2PRFIN20070406_225429_000000472057_00058_26665_7446.N1	06-APR-2007 22:54:29	Twilight	46.500	61	8Eps Peg	2.1000	3900.0	93	26665	No
288	GOM_NL__2PRFIN20070406_225658_000000442057_00058_26665_7447.N1	06-APR-2007 22:56:58	Twilight	44.000	162	34Alp Aqr	2.9440	5350.0	88	26665	No
289	GOM_NL__2PRFIN20070406_225913_000000452057_00058_26665_7448.N1	06-APR-2007 22:59:13	Dark	45.000	154	22Bet Aqr	2.8990	5700.0	90	26665	No
290	GOM_NL__2PRFIN20070406_230144_000000412057_00058_26665_7449.N1	06-APR-2007 23:01:44	Dark	40.500	142	49Del Cap	2.8500	8900.0	81	26665	No
291	GOM_NL__2PRFIN20070406_231402_000000422057_00058_26665_7450.N1	06-APR-2007 23:14:02	Dark	41.500	45	Alp Pav	1.9400	26000.	83	26665	No
292	GOM_NL__2PRFIN20070406_232134_000000432057_00059_26666_7448.N1	06-APR-2007 23:21:34	Dark	43.000	43	Alp TrA	1.9100	4250.0	86	26666	No
293	GOM_NL__2PRFIN20070406_232331_000000392057_00059_26666_7449.N1	06-APR-2007 23:23:31	Dark	39.000	134	Bet TrA	2.8100	6600.0	78	26666	No
294	GOM_NL__2PRFIN20070406_232605_000000452057_00059_26666_7450.N1	06-APR-2007 23:26:05	Straylight	44.500	4	Alp1Cen	-0.010000	5800.0	89	26666	No
295	GOM_NL__2PRFIN20070406_232901_000000452057_00059_26666_7451.N1	06-APR-2007 23:29:01	Straylight	45.000	78	Alp Lup	2.3040	28000.	90	26666	No
296	GOM_NL__2PRFIN20070406_233133_000000412057_00059_26666_7452.N1	06-APR-2007 23:31:33	Straylight	40.500	64	Gam Cen	2.2000	10600.	81	26666	No
297	GOM_NL__2PRFIN20070406_233412_000000422057_00059_26666_7453.N1	06-APR-2007 23:34:12	Straylight	42.000	123	lot Cen	2.7500	10200.	84	26666	No
298	GOM_NL__2PRFIN20070406_233850_000000422057_00059_26666_7454.N1	06-APR-2007 23:38:50	Twilight	41.500	106	9Bet Crv	2.6480	5600.0	83	26666	No
299	GOM_NL__2PRFIN20070406_234044_000000412057_00059_26666_7455.N1	06-APR-2007 23:40:44	Twilight	41.000	100	4Gam Crv	2.5800	13100.	82	26666	No
300	GOM_NL__2PRFIN20070406_235010_000000362057_00059_26666_7456.N1	06-APR-2007 23:50:10	Bright	36.000	62	94Bet Leo	2.1360	9700.0	72	26666	No
301	GOM_NL__2PRFIN20070406_235154_000000362057_00059_26666_7457.N1	06-APR-2007 23:51:54	Bright	35.500	96	68Del Leo	2.5600	9300.0	71	26666	No
302	GOM_NL__2PRFIN20070406_235838_000000362057_00059_26666_7458.N1	06-APR-2007 23:58:38	Bright	35.500	174	52Psi UMa	3.0040	4400.0	71	26666	No

### 3. Quality information per product

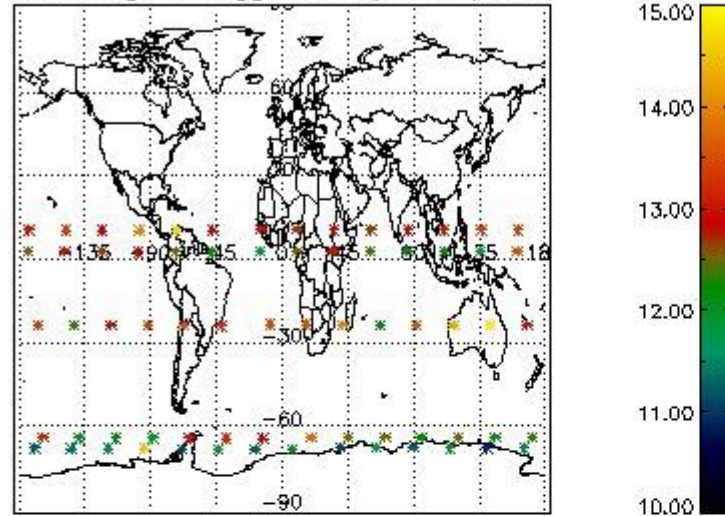
In this section it is plotted some information contained in the Quality Summary data set of the level 2 products. Only products in dark limb conditions and without errors (error flag in the MPH set to "0") are used.

#### 3.1 Plot quality information per product (time dependant)

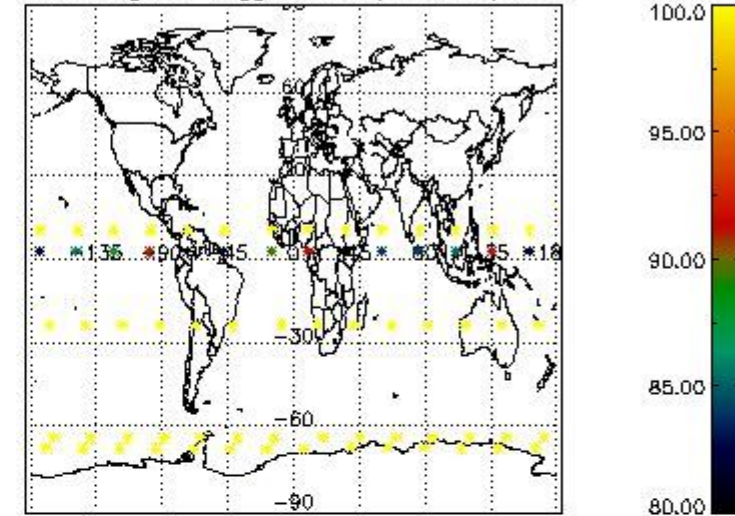


*3.2 Plot quality information per product (world map)*

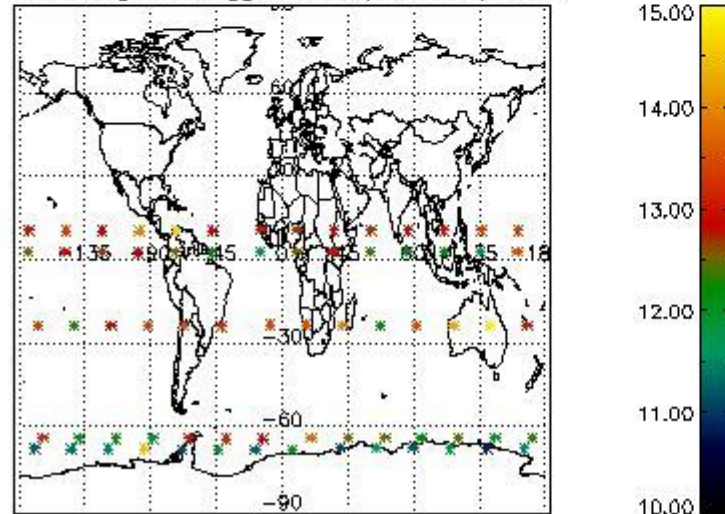
Percentage of flagged data per O3 profile



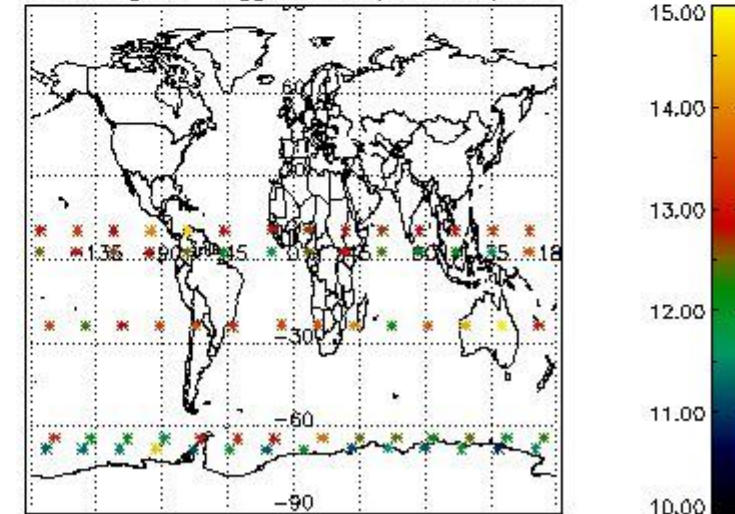
Percentage of flagged data per H2O profile



Percentage of flagged data per NO2 profile



Percentage of flagged data per NO3 profile

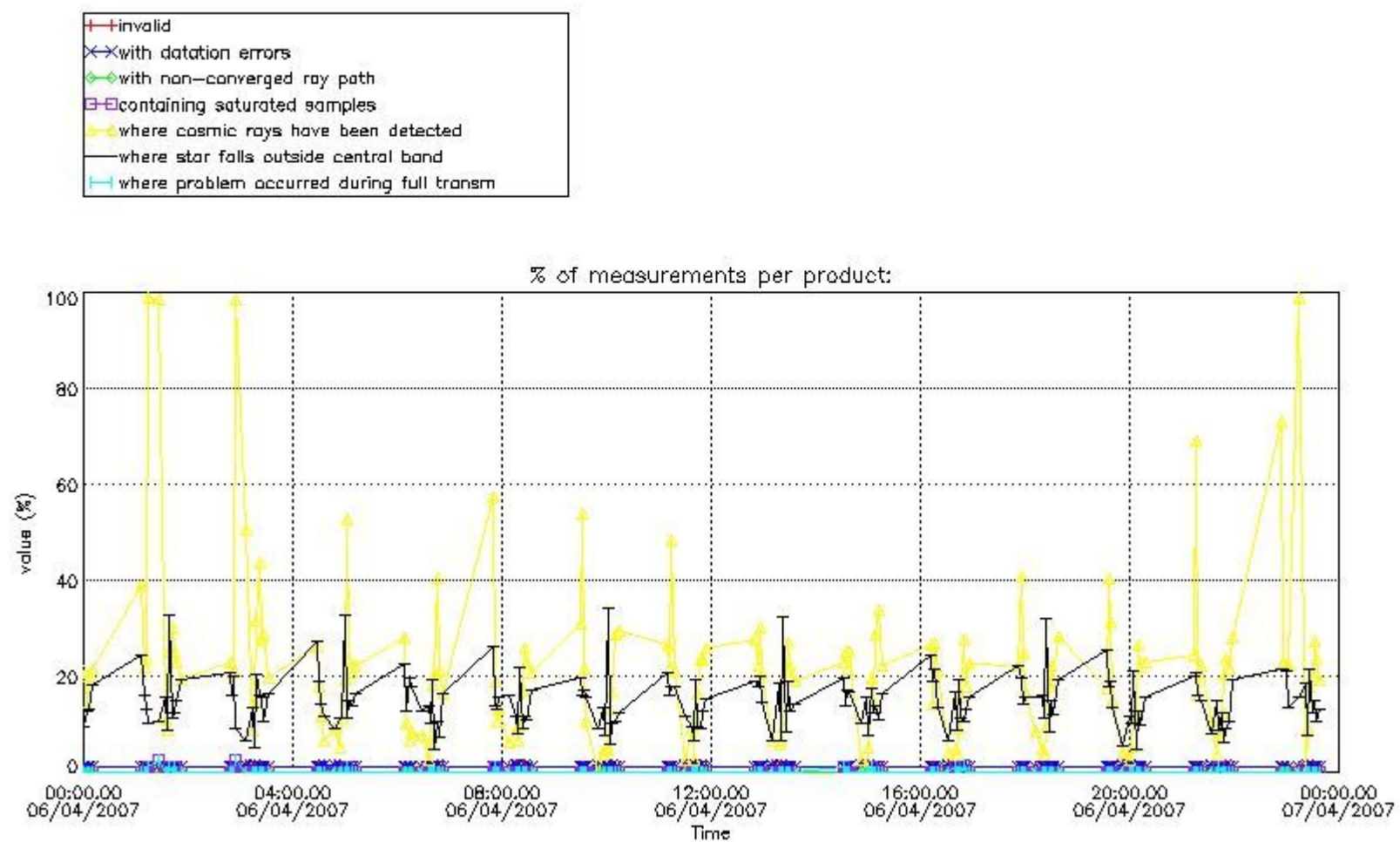


#### 4. Level 1 quality information per product

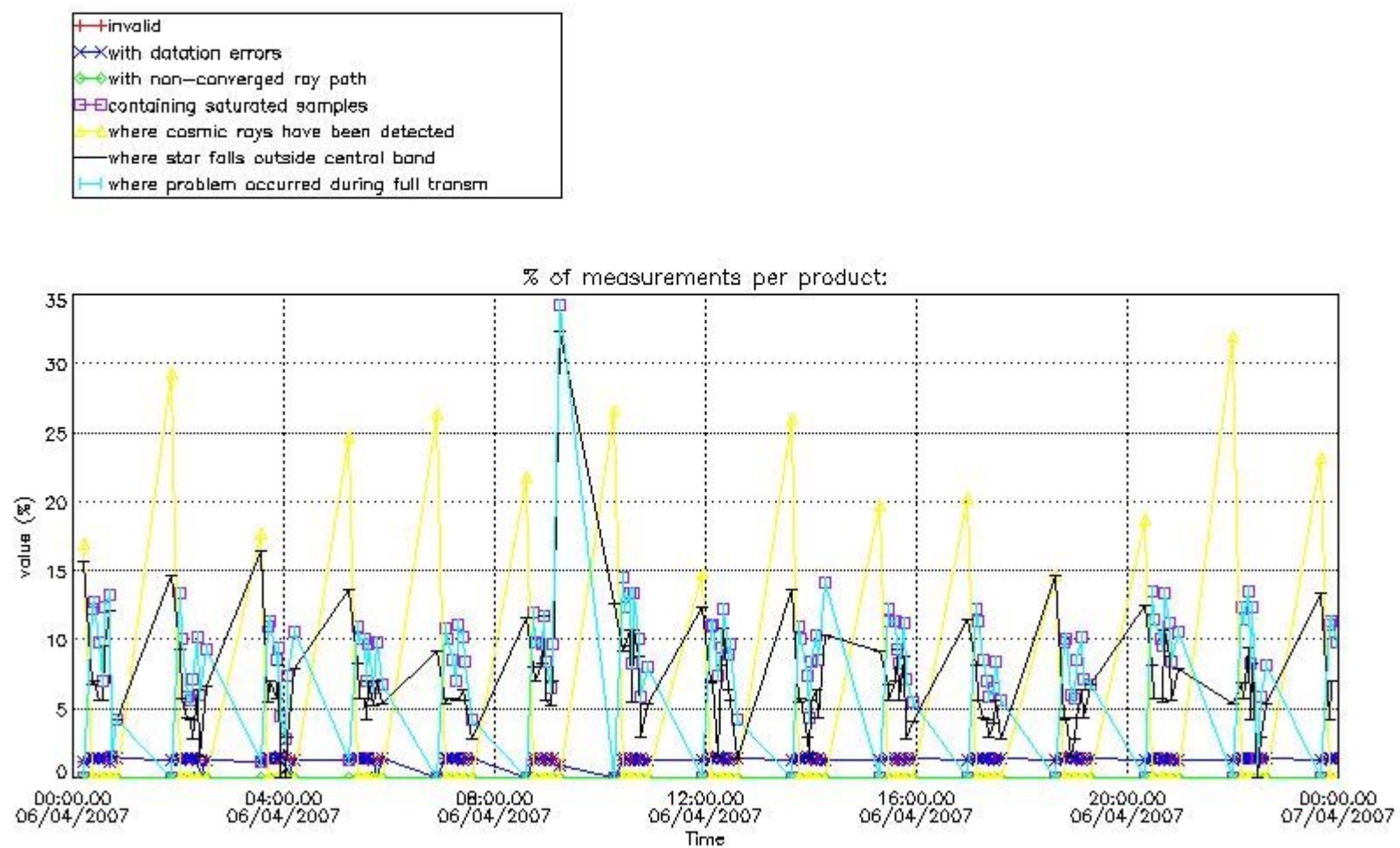
In this section it is plotted some information contained in the Quality Summary data set of the level 2 products that comes from the level 1b processing. Products without errors (error flag in the MPH set to "0") are used.

##### 4.1 Plot quality information per product (time dependant) coming from level 1b processing

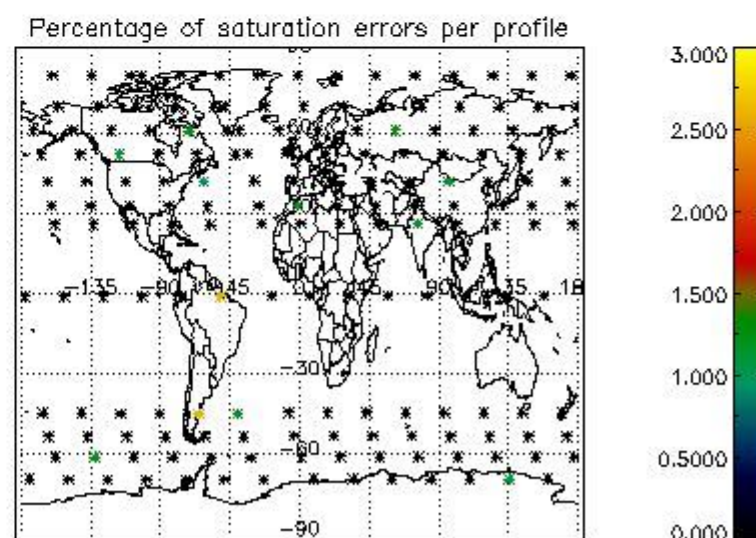
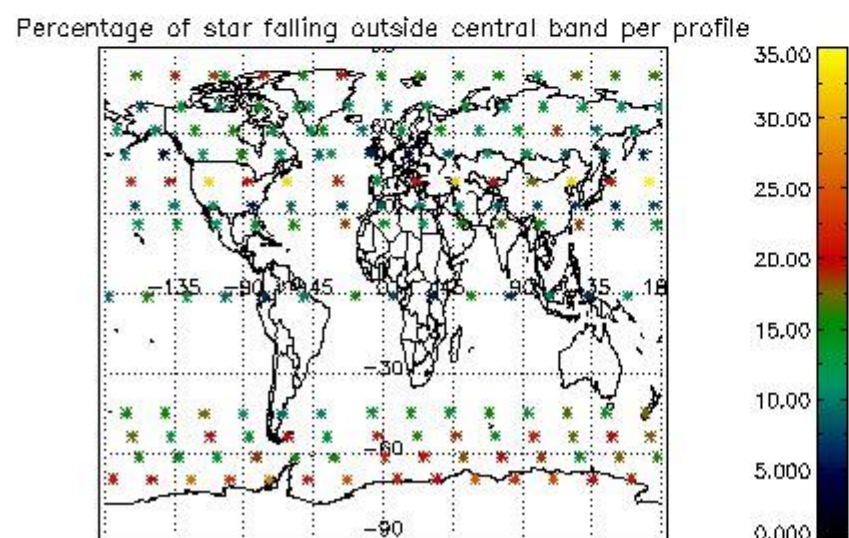
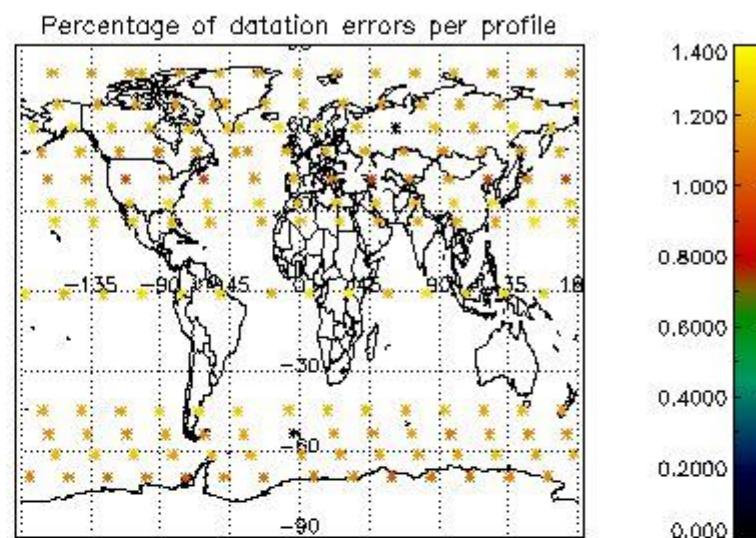
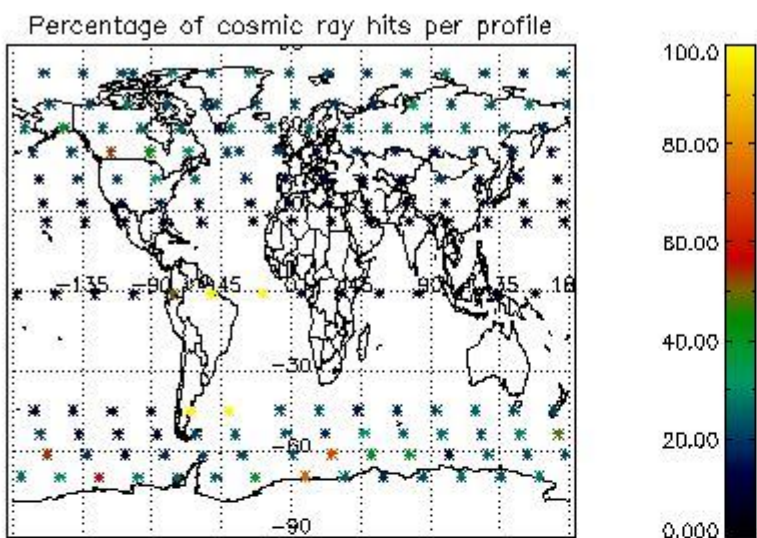
###### 4.1.1 Plot level 1 quality information per product (time dependant): ENVISAT ASCENDING passes



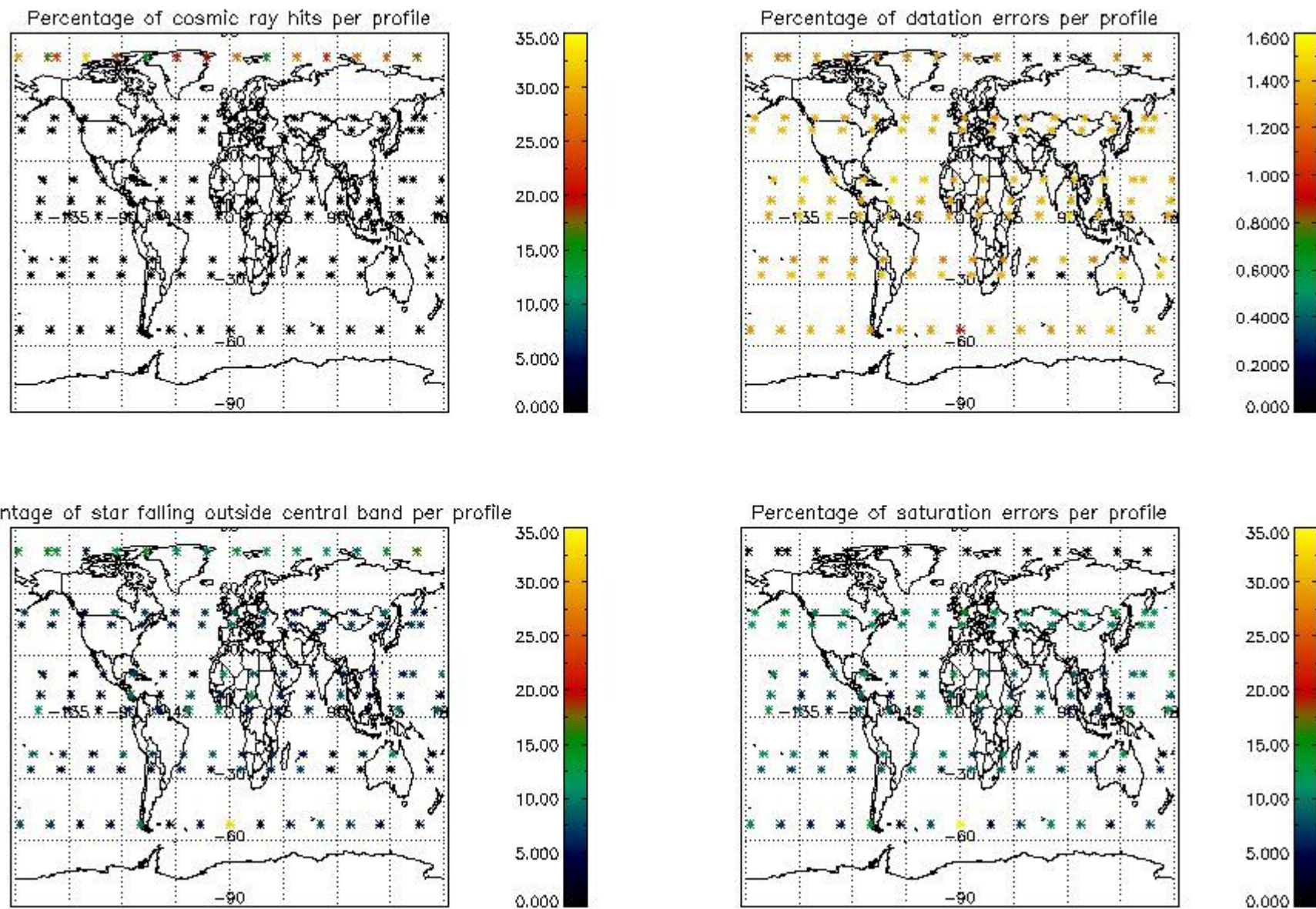
4.1.2 Plot level 1 quality information per product (time dependant): ENVI SAT DESCENDING passes



4.2 Plot quality information per product coming from level 1b processing (world map)  
 4.2.1 Plot level 1 quality information per product (world map): ENVISAT ASCENDING passes



4.2.2 Plot level 1 quality information per product (world map): ENVISAT DESCENDING passes



## 5. Trace gas profiles

### 5.1 Ozone statistics based on quality of products

The final quality of the products can be "measured" using the STD (Standard Deviation) attached to every point profile. This information is written to the parameter GOM\_NL\_\_2P/NL\_LOCAL\_SPECIES\_DENSITY/o3\_std of the level 2 products. The table below shows the statistics for given STD ranges.

The statistics are given with respect to the overall valid production:

- Products without fatal errors: GOM\_NL\_\_2P/MPH/PRODUCT\_ERR=0
- Valid point profile: GOM\_NL\_\_2P/NL\_LOCAL\_SPECIES\_DENSITY/pcd(0)=0

The 'Criteria' is applied to valid points of dark limb products:

- Products in dark limb illumination condition: GOM\_NL\_\_2P/NL\_SUMMARY\_QUALITY/obs\_ill\_cond=0
- Products without fatal errors: GOM\_NL\_\_2P/MPH/PRODUCT\_ERR=0
- Valid point profile: GOM\_NL\_\_2P/NL\_LOCAL\_SPECIES\_DENSITY/pcd(0)=0

So, the table below shows the percentage of dark limb and valid observations for each criteria with respect to the overall valid daily observations.

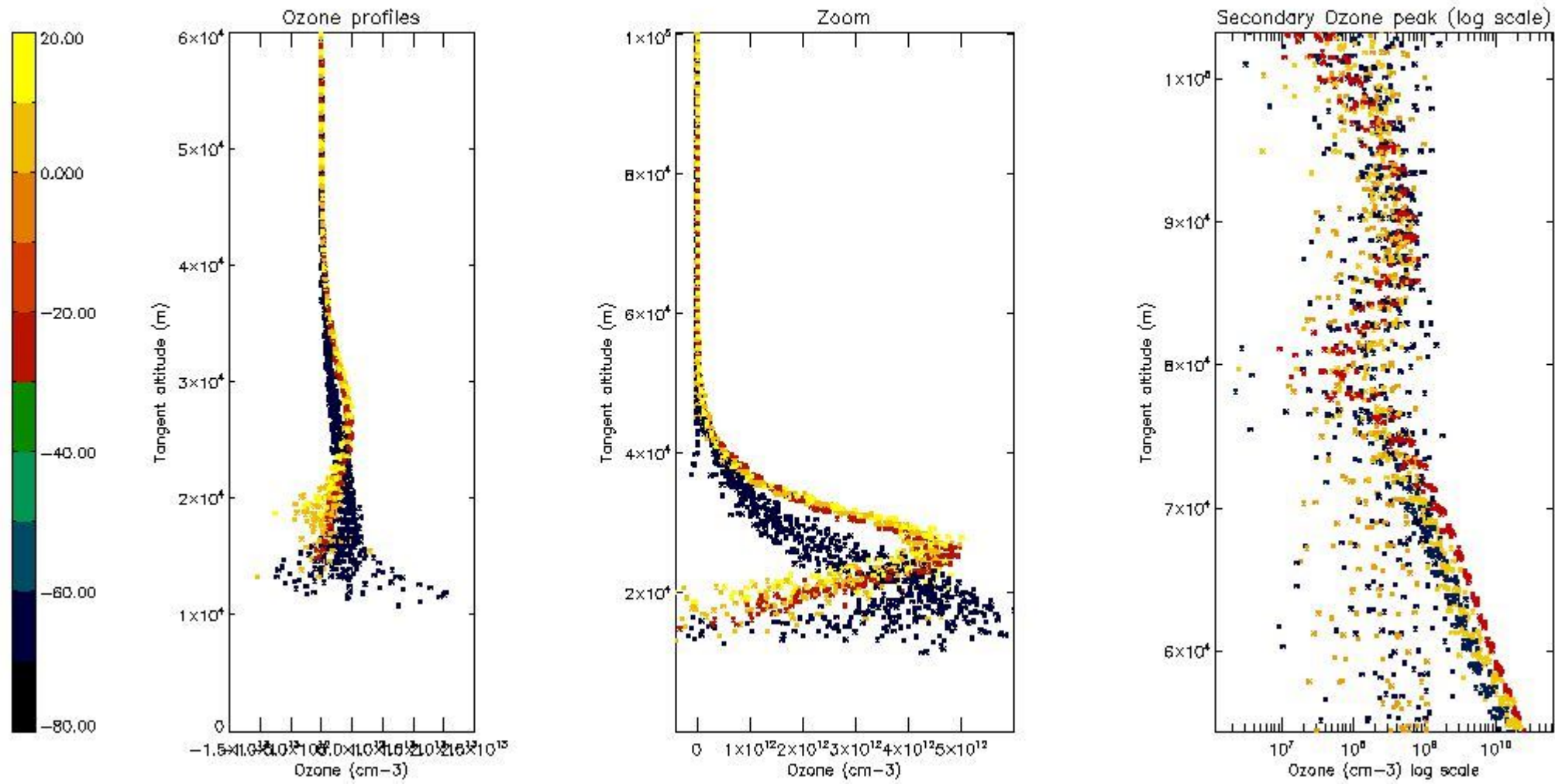
Criteria	% of total production
All STD	24
STD < 20	10



STD < 10	6
STD < 5	2

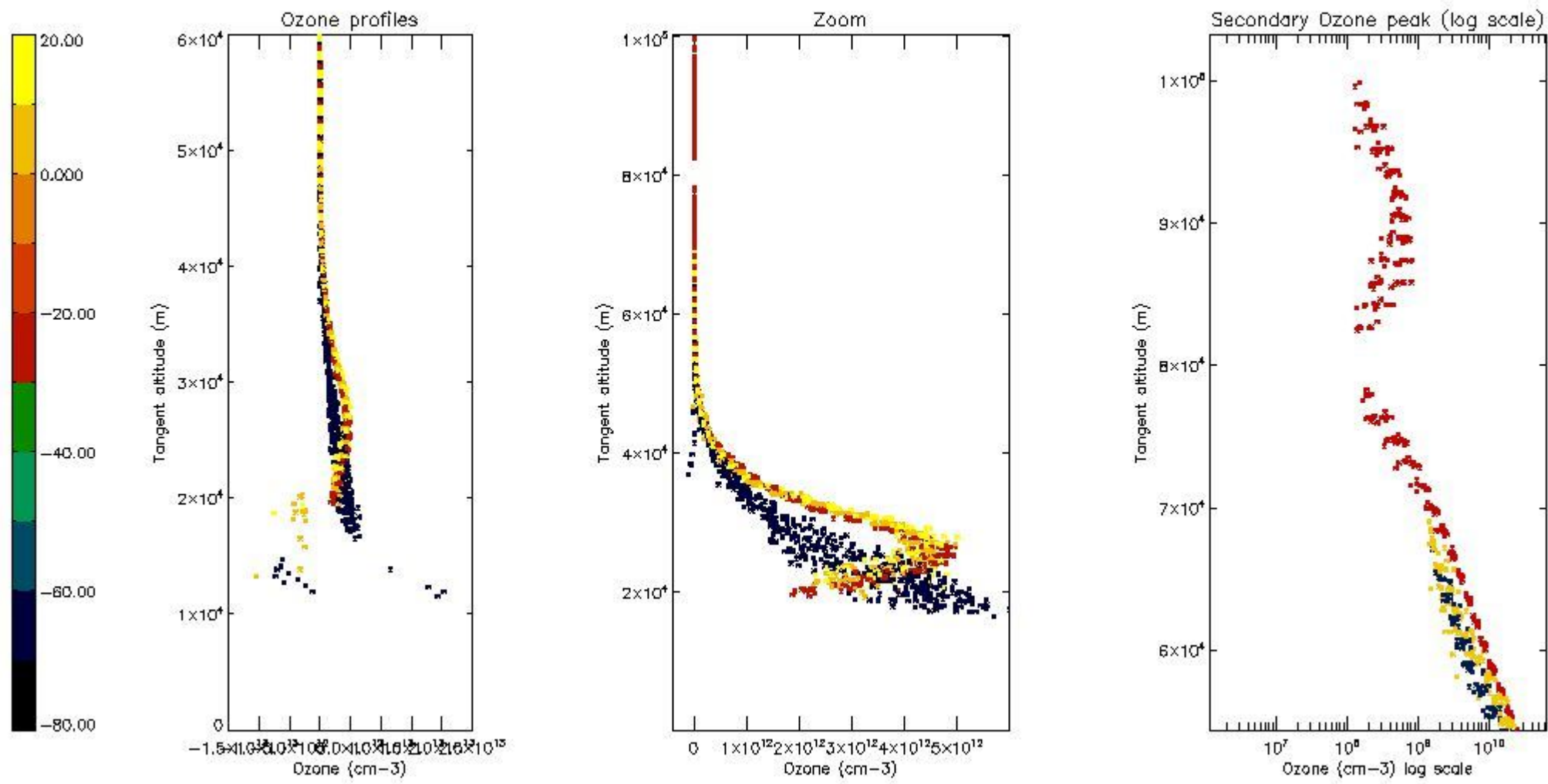
5.2 Plot ozone profiles for all STD (dark without errors)

The colorbar represents the latitude.



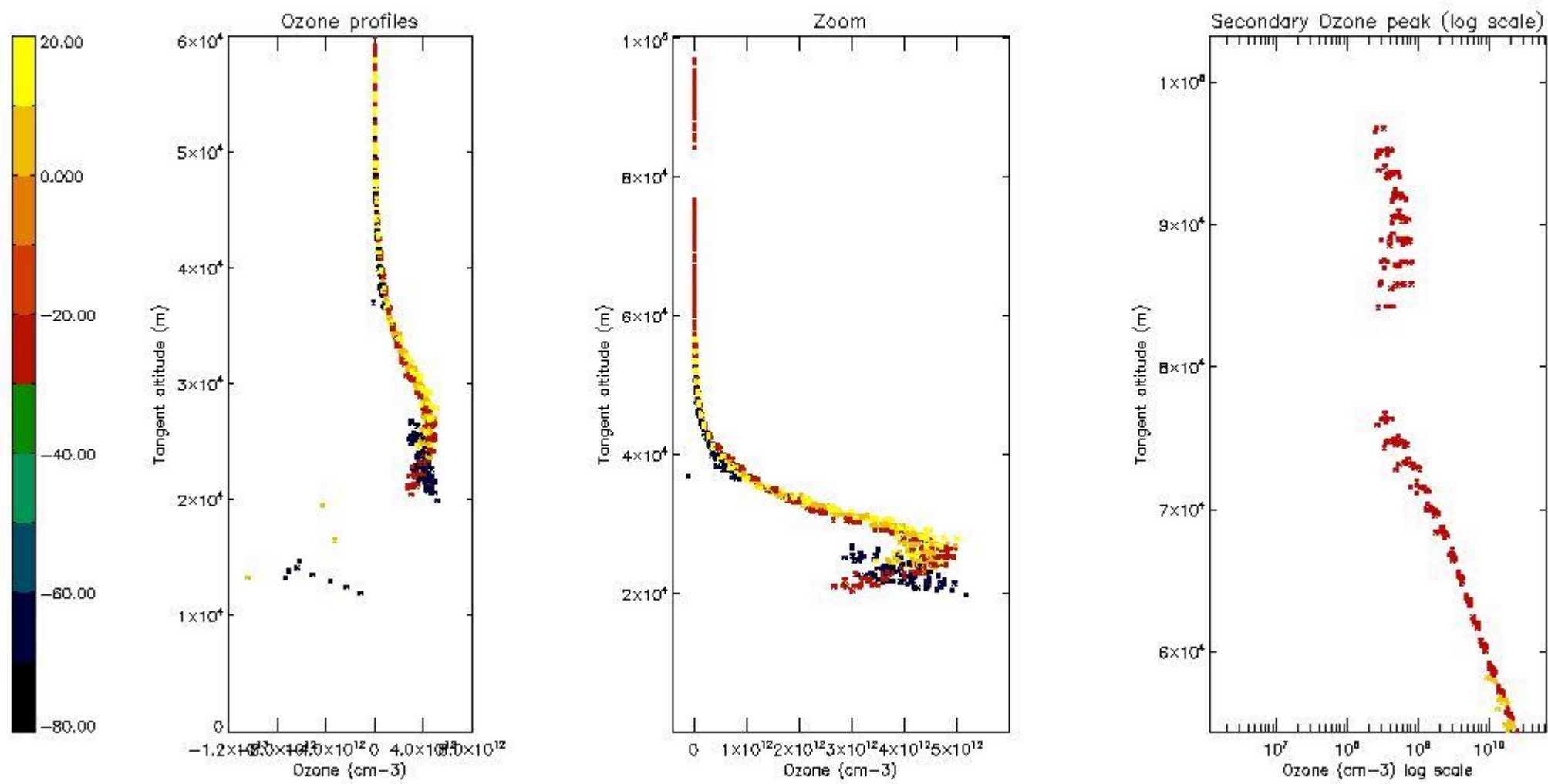
5.3 Plot ozone profiles where STD < 20% (dark without errors)

The colorbar represents the latitude.



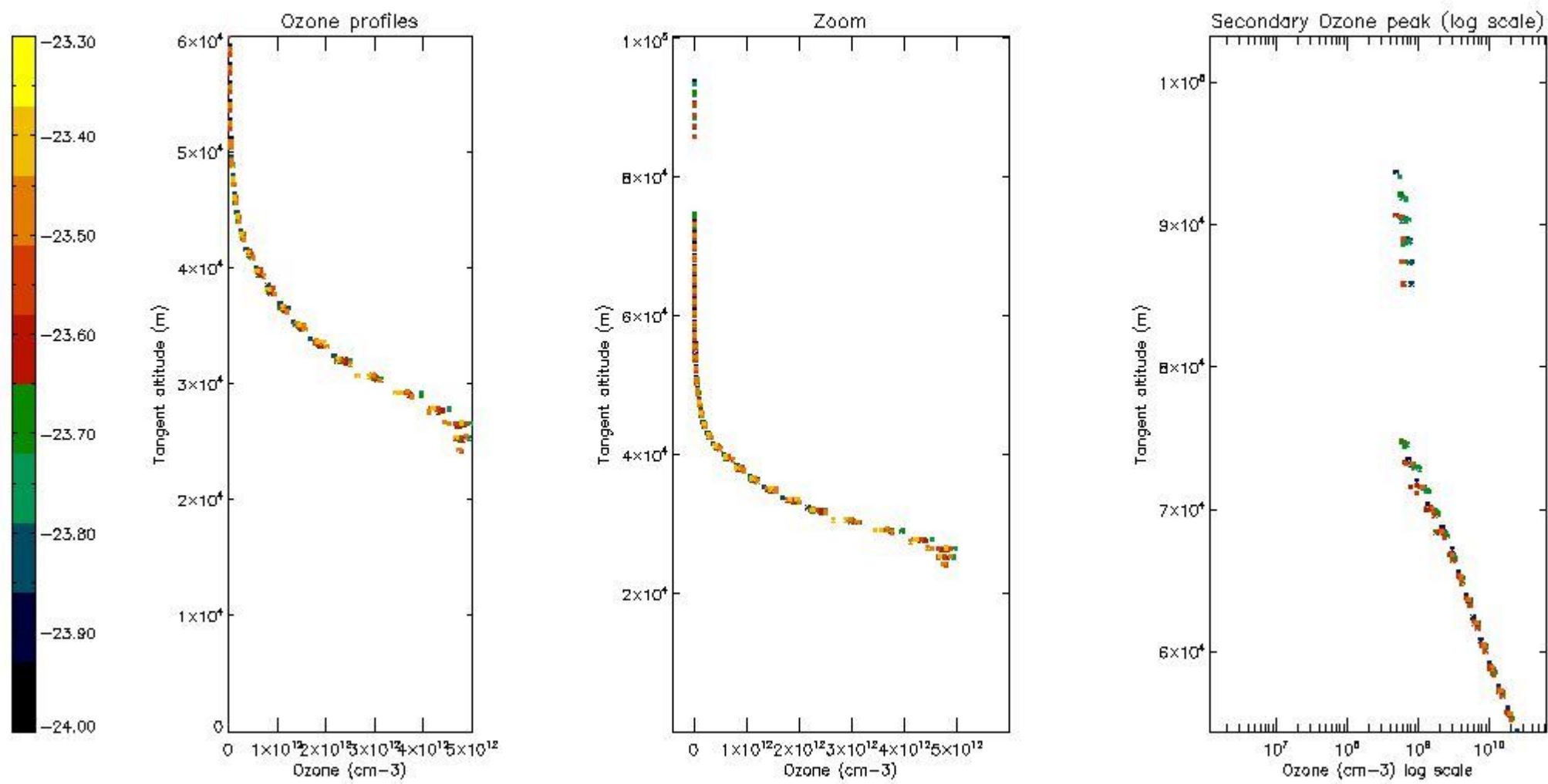
*5.4 Plot ozone profiles where STD < 10% (dark without errors)*

The colorbar represents the latitude.



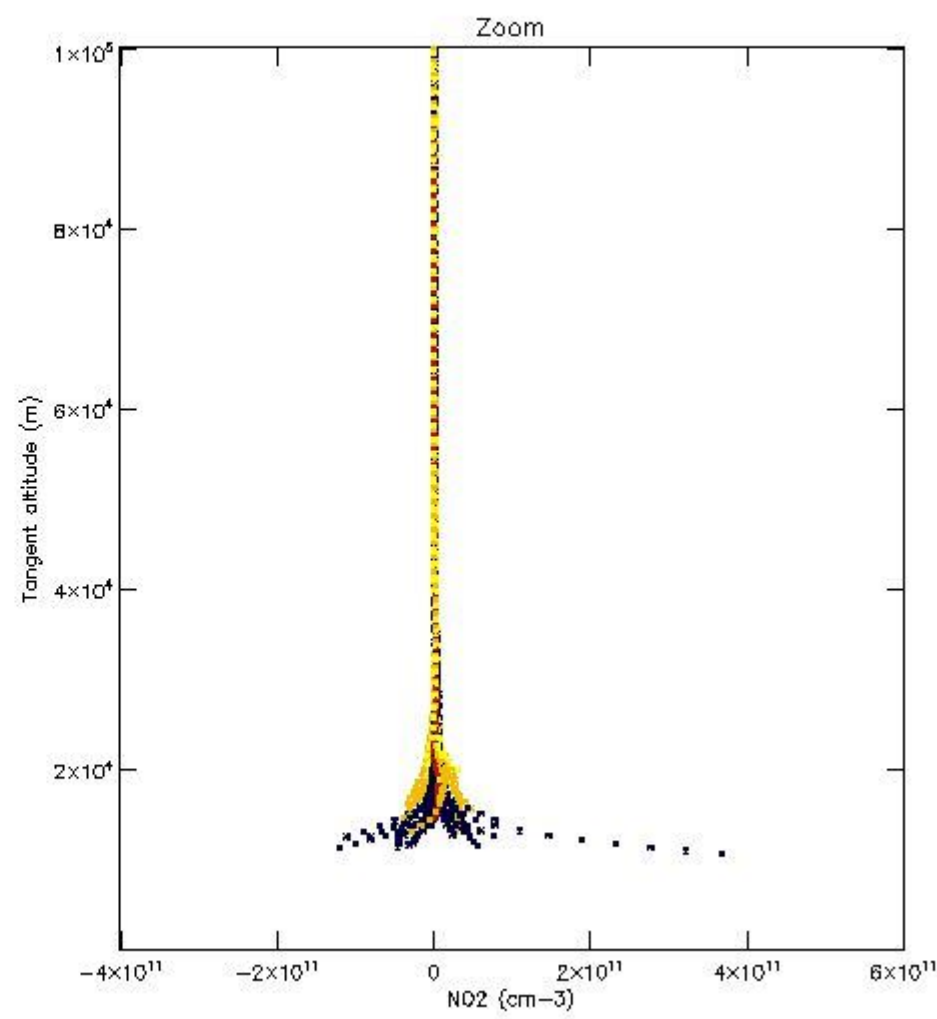
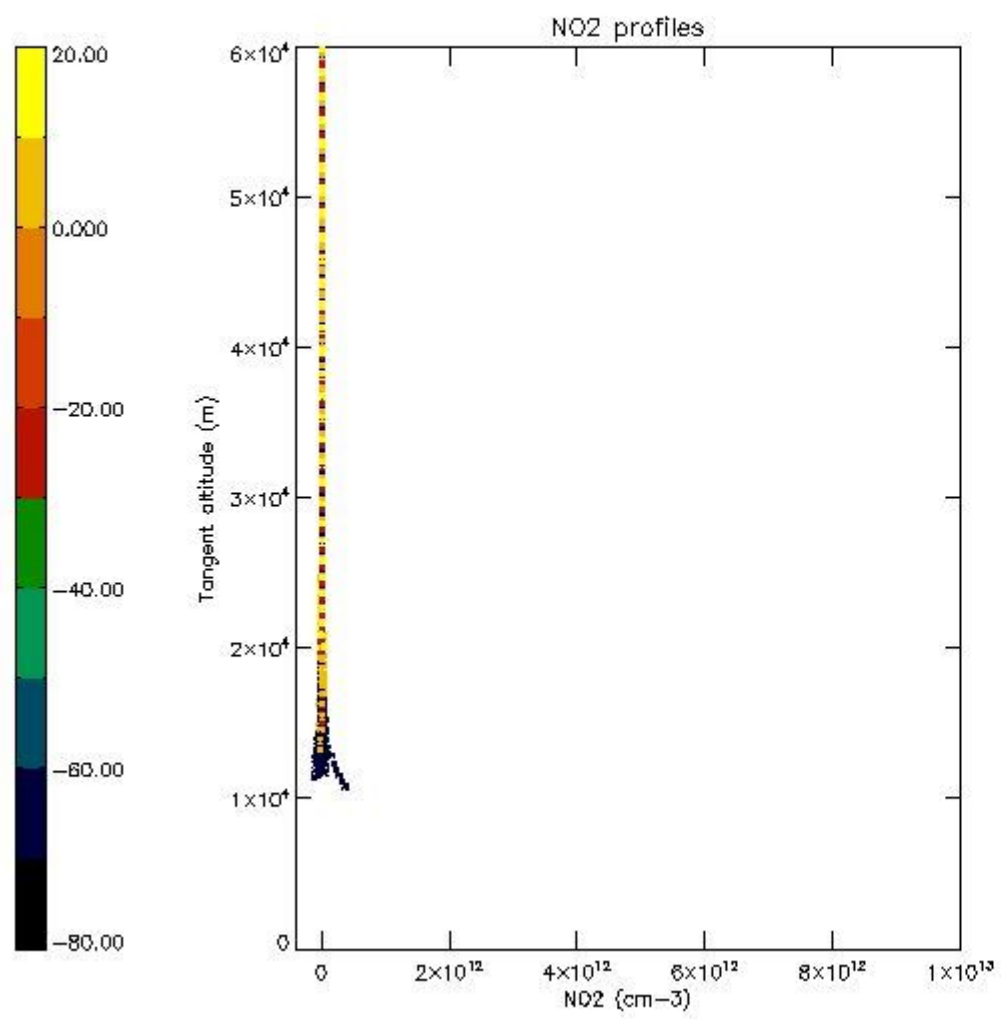
*5.5 Plot ozone profiles where STD < 5% (dark without errors)*

The colorbar represents the latitude.



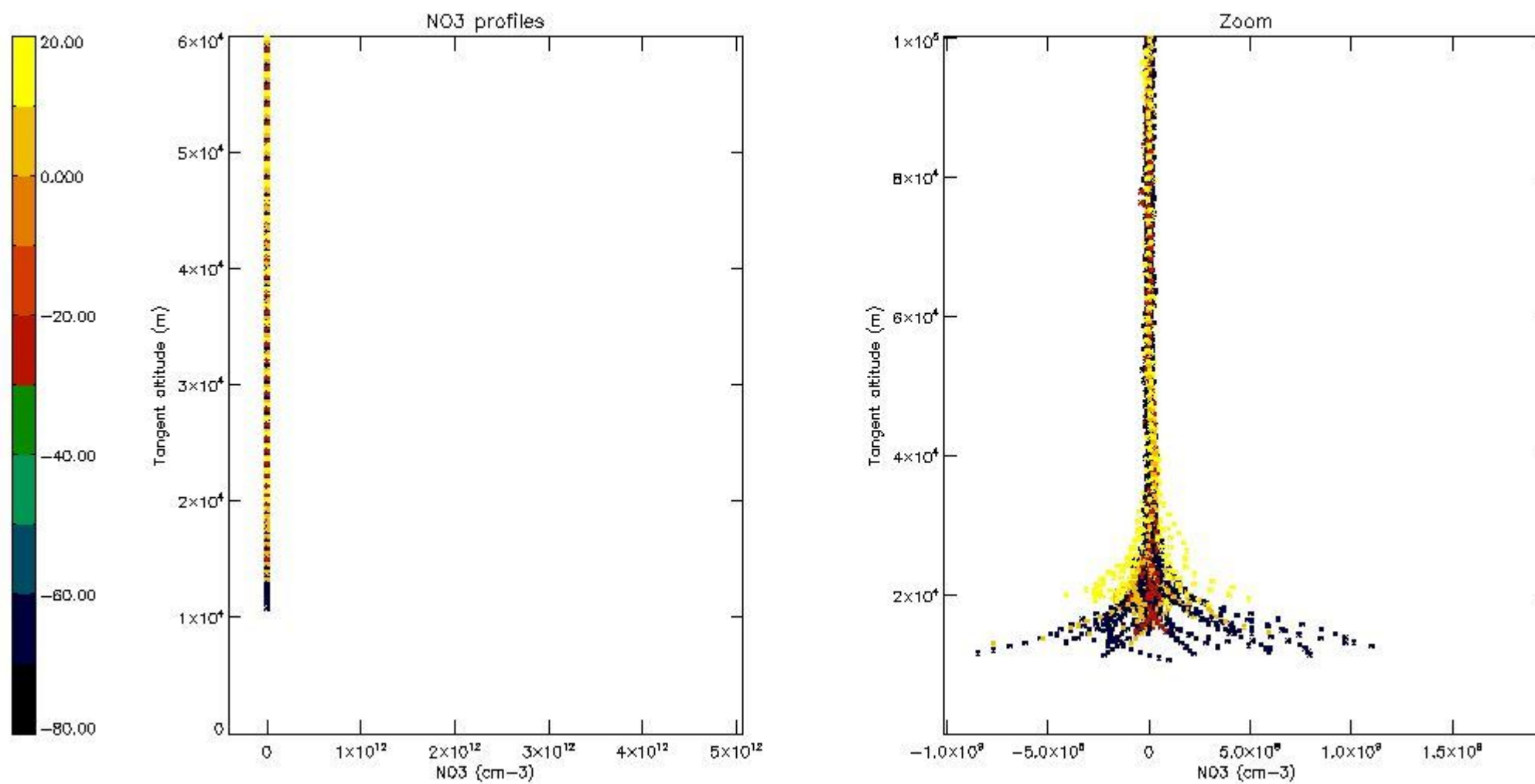
*5.6 Plot NO<sub>2</sub> profiles for all STD (dark without errors)*

The colorbar represents the latitude.



*5.7 Plot NO3 profiles for all STD (dark without errors)*

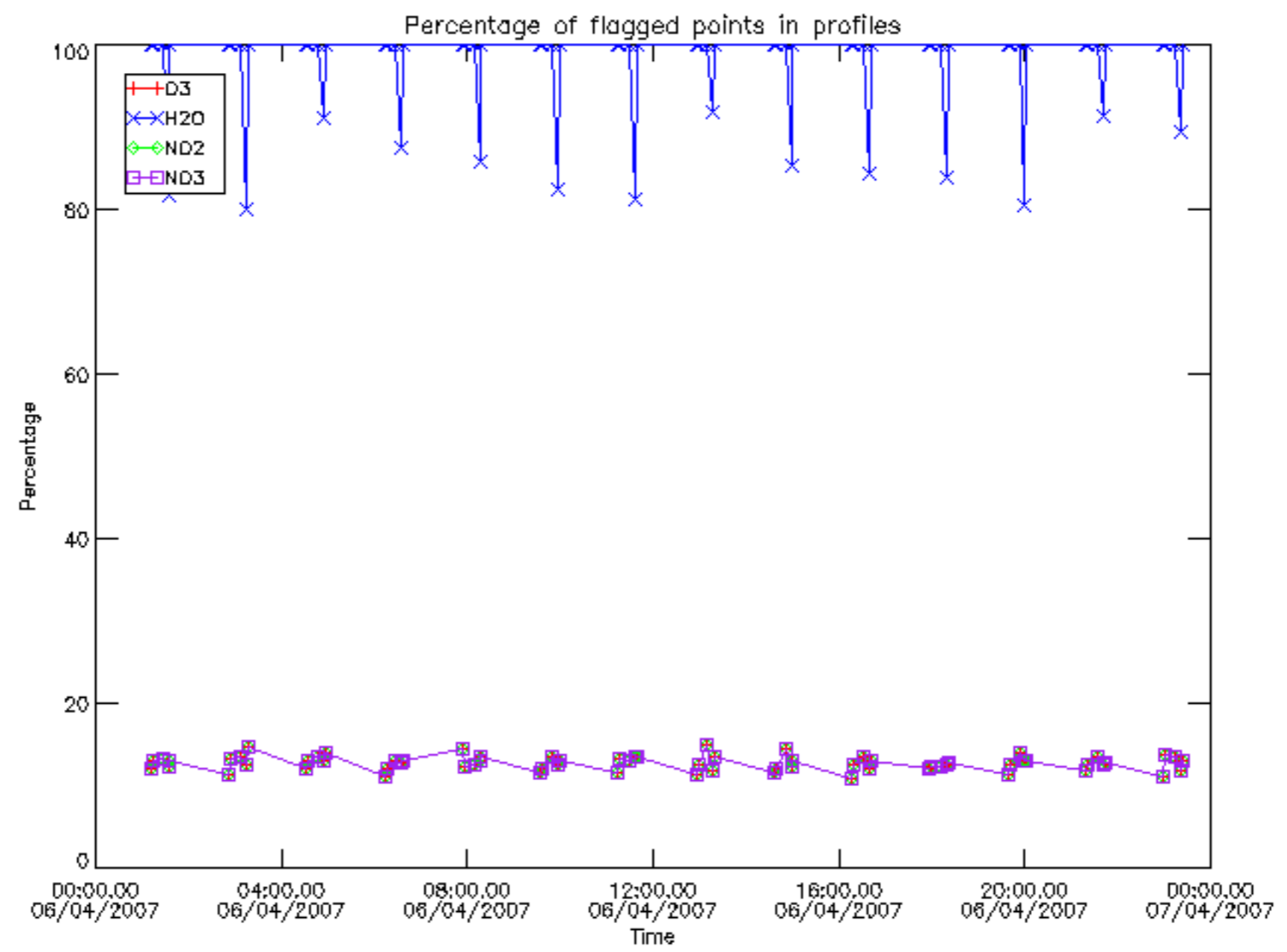
The colorbar represents the latitude.



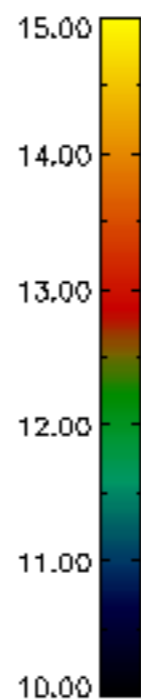
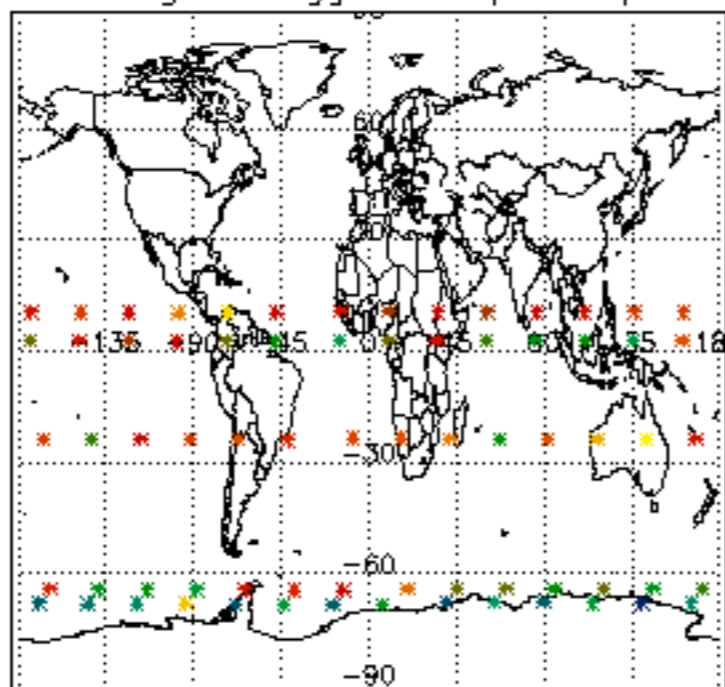
## 6. Auxiliary Data Files used for the production reported in section 2

The number reported in the third column indicates since which file (see list in section 2) the corresponding auxiliary file has been used. The fourth column is the date of those product files.

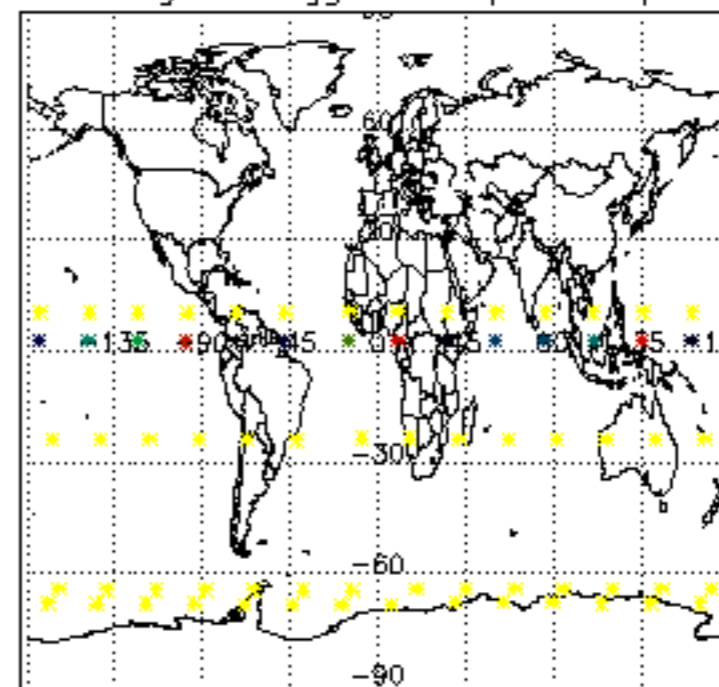
Type	Auxiliary Filename	Used since product	Used since product date
INST_PHYS_CHARACTERISTICS	GOM_INS_AXVIEC20091111_143220_20030716_120000_20500101_000000	1	06-APR-2007 00:00:30
LEVEL-2_PROC_CONFIG	GOM_PR2_AXVIEC20091111_152718_20020301_000000_20500101_000000	1	06-APR-2007 00:00:30
CROSS_SECTIONS_FILE	GOM_CRS_AXVIEC20091111_154832_20020301_000000_20500101_000000	1	06-APR-2007 00:00:30



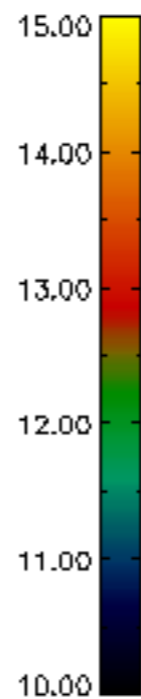
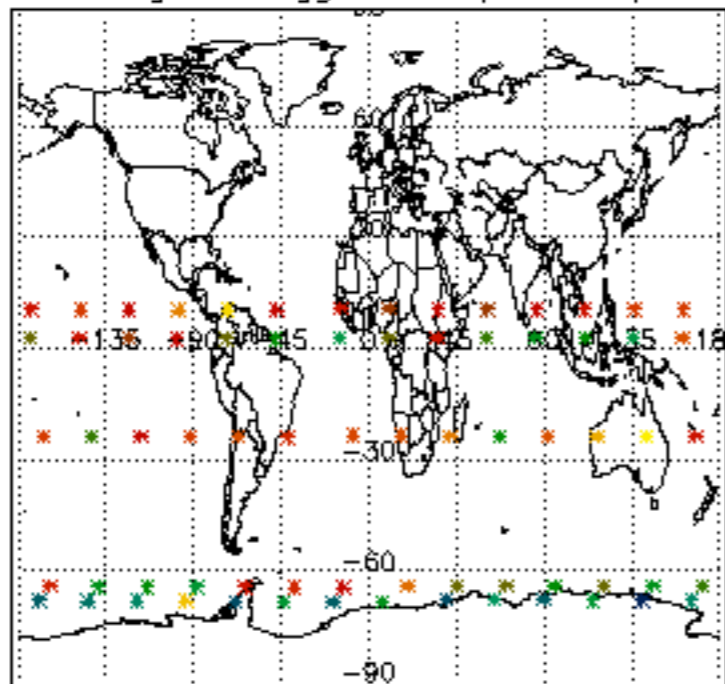
Percentage of flagged data per D3 profile



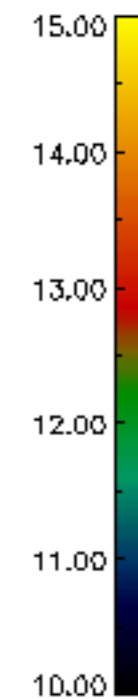
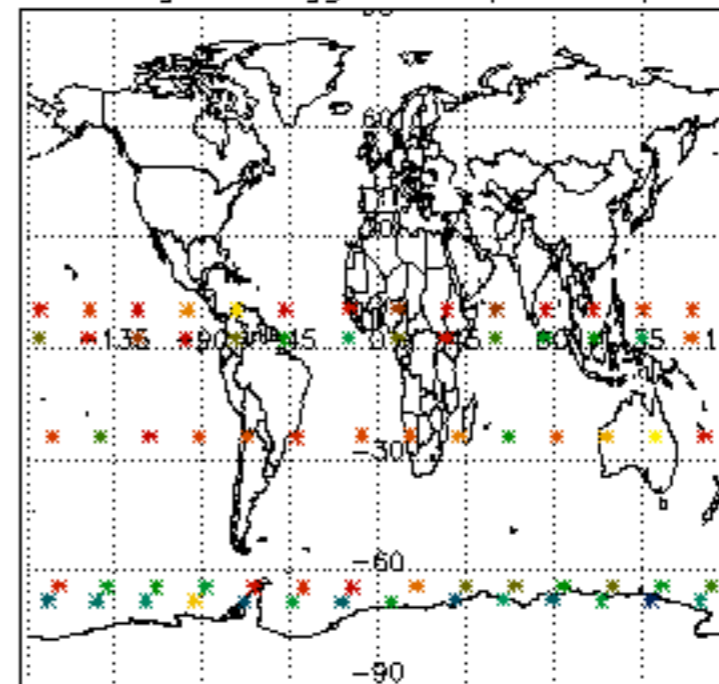
Percentage of flagged data per H2O profile



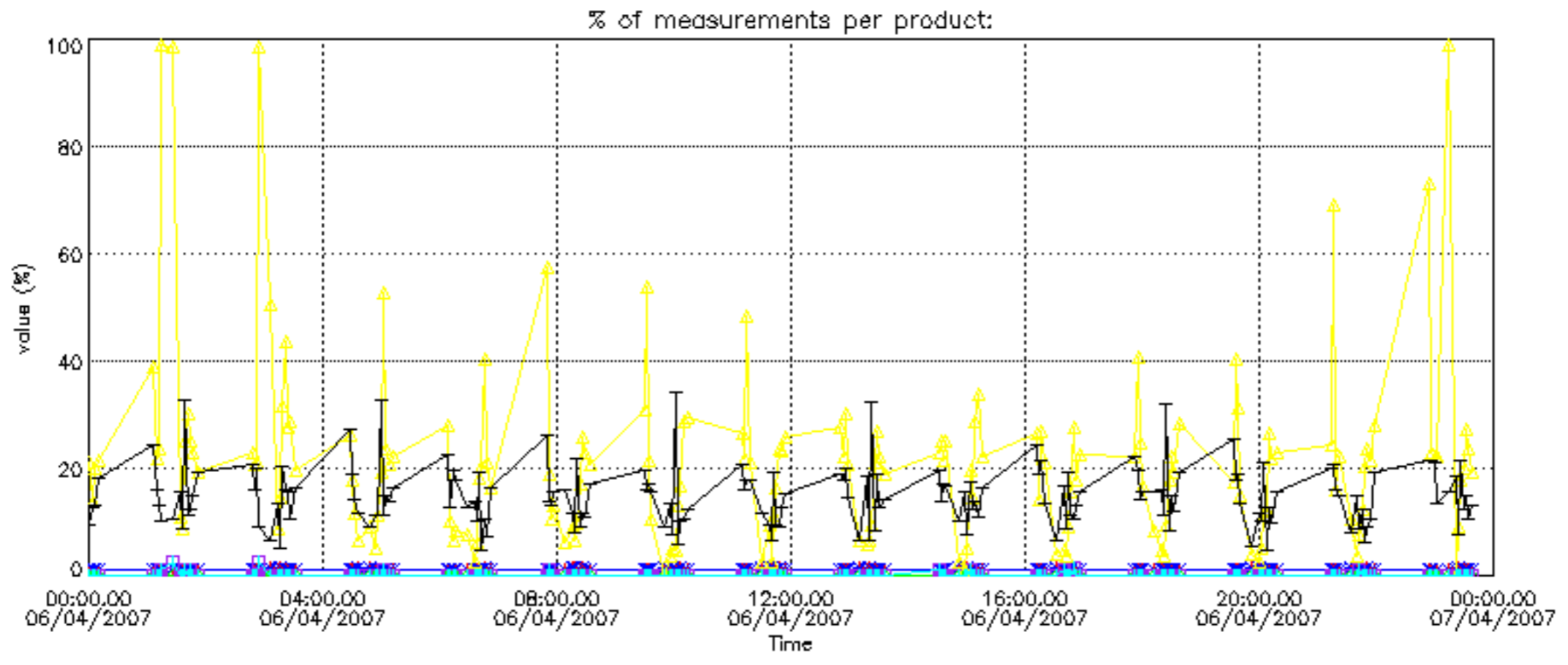
Percentage of flagged data per NO2 profile

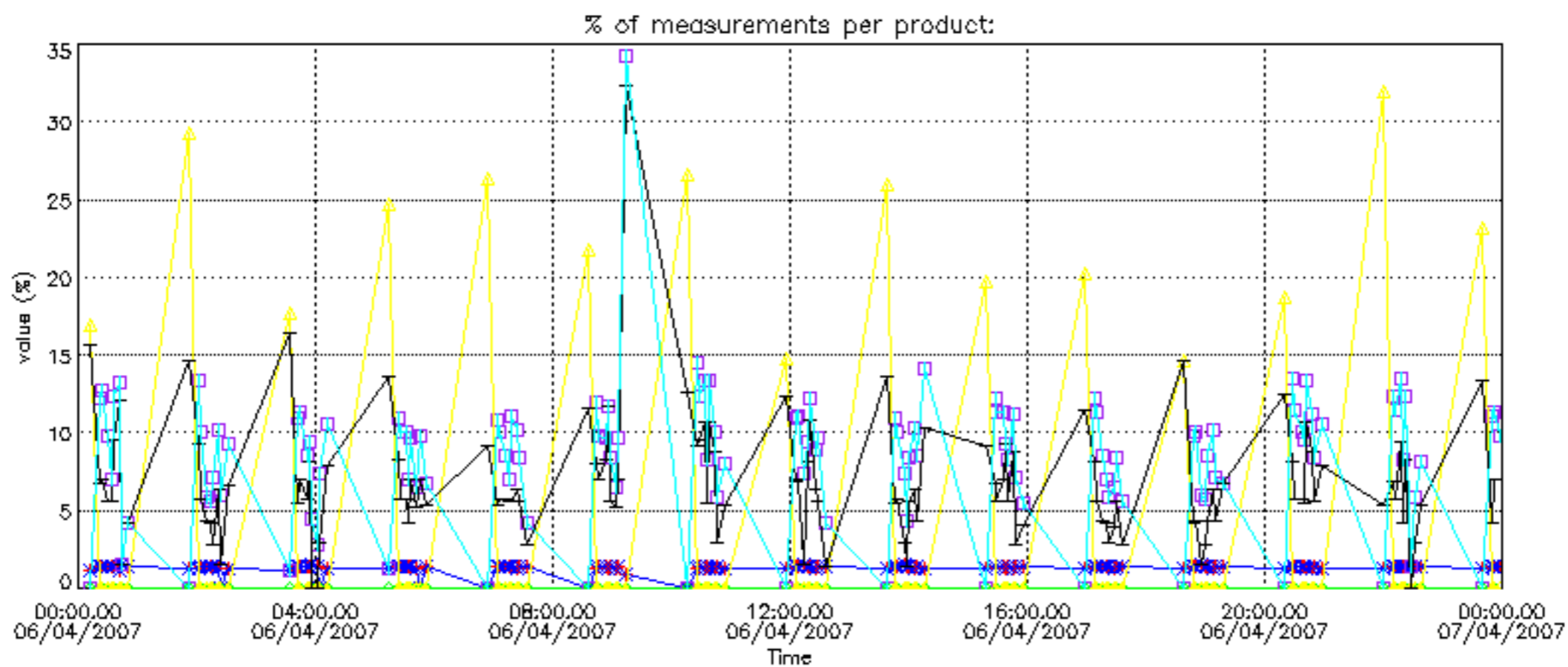
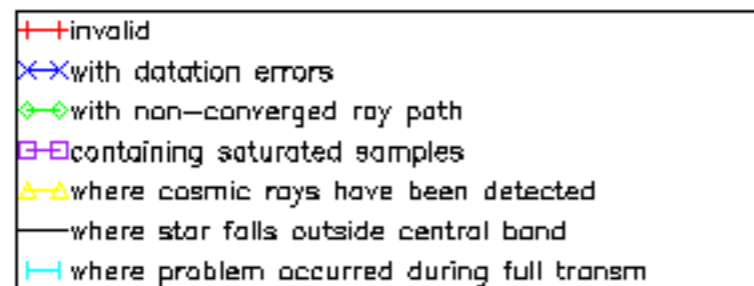


Percentage of flagged data per NO3 profile

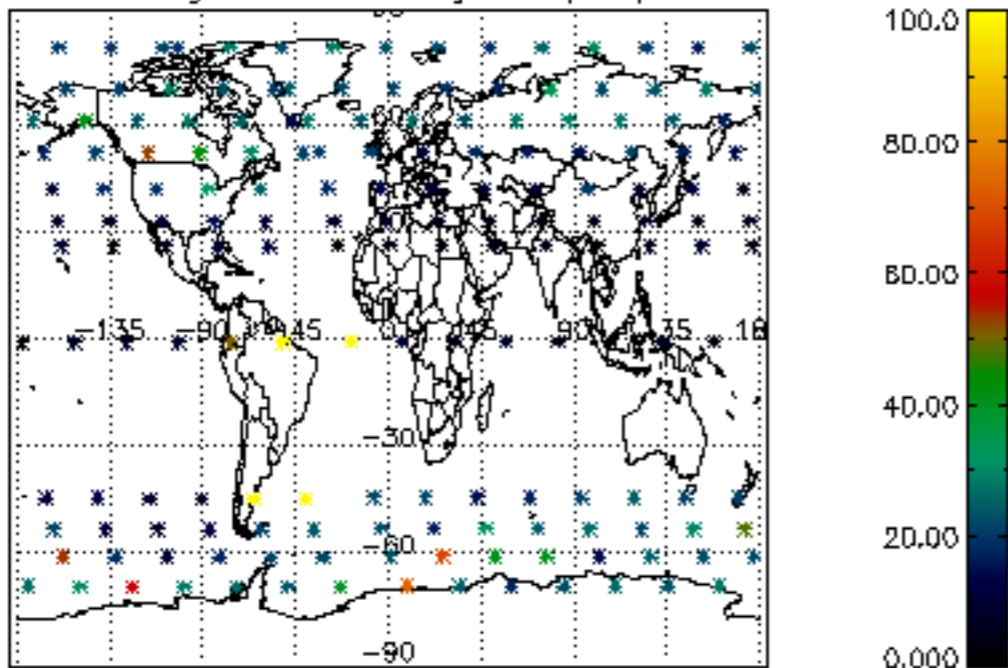




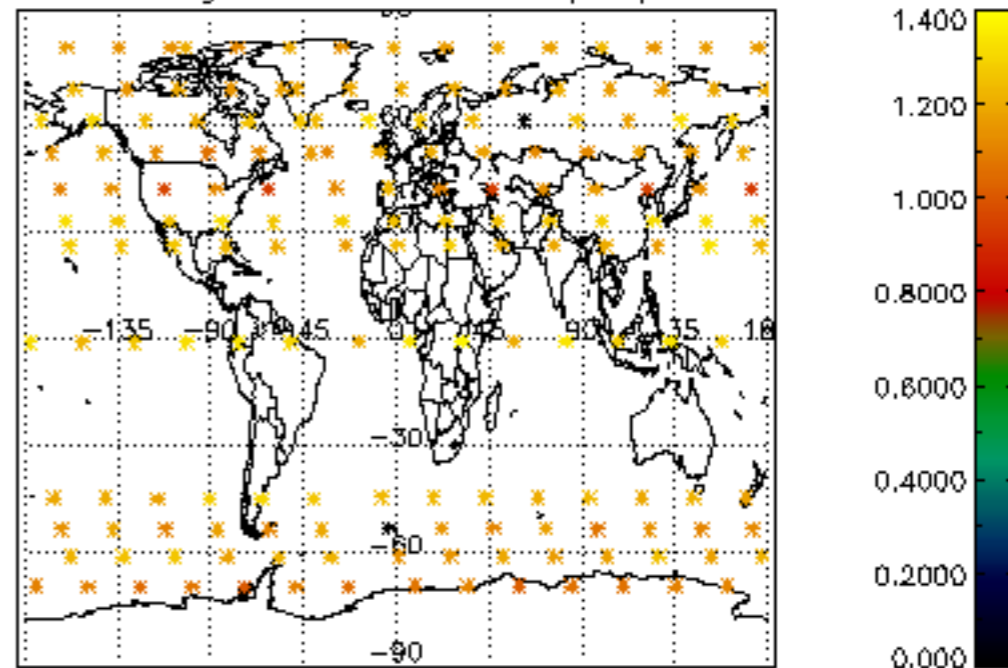




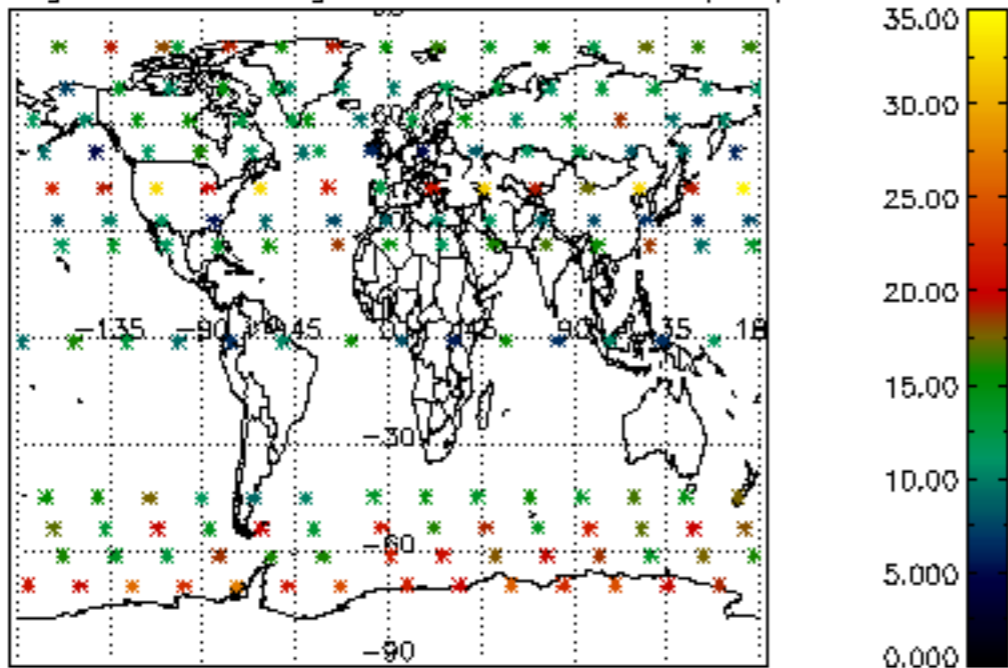
Percentage of cosmic ray hits per profile



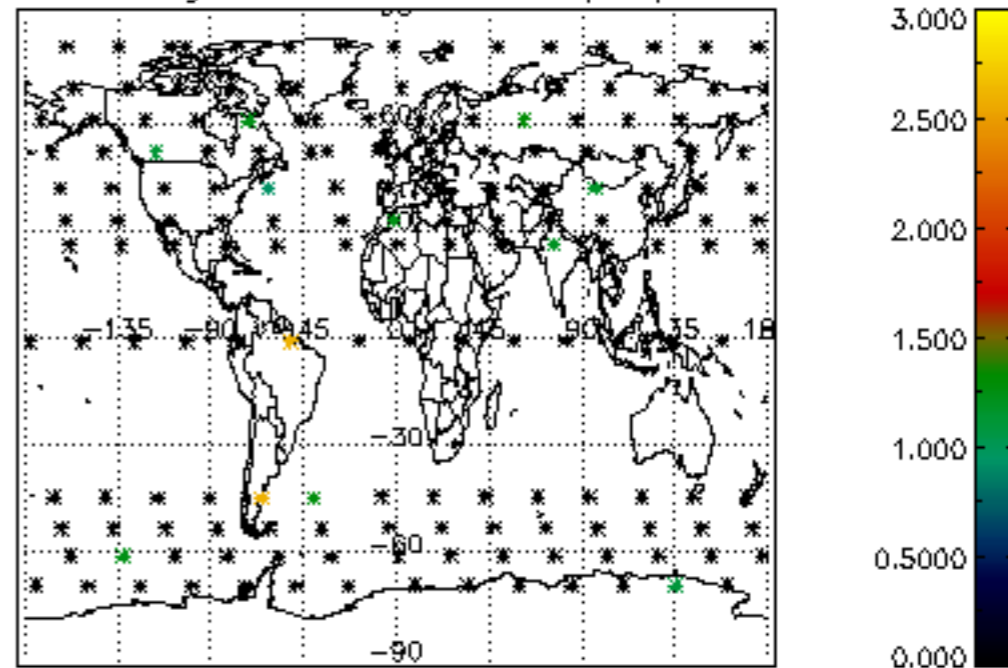
Percentage of datation errors per profile



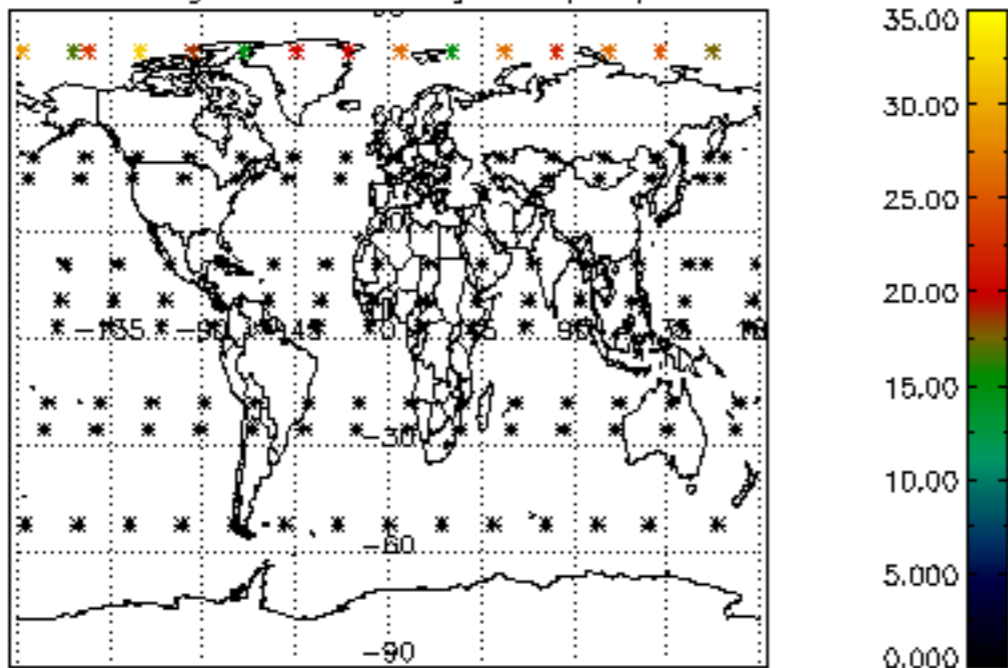
Percentage of star falling outside central band per profile



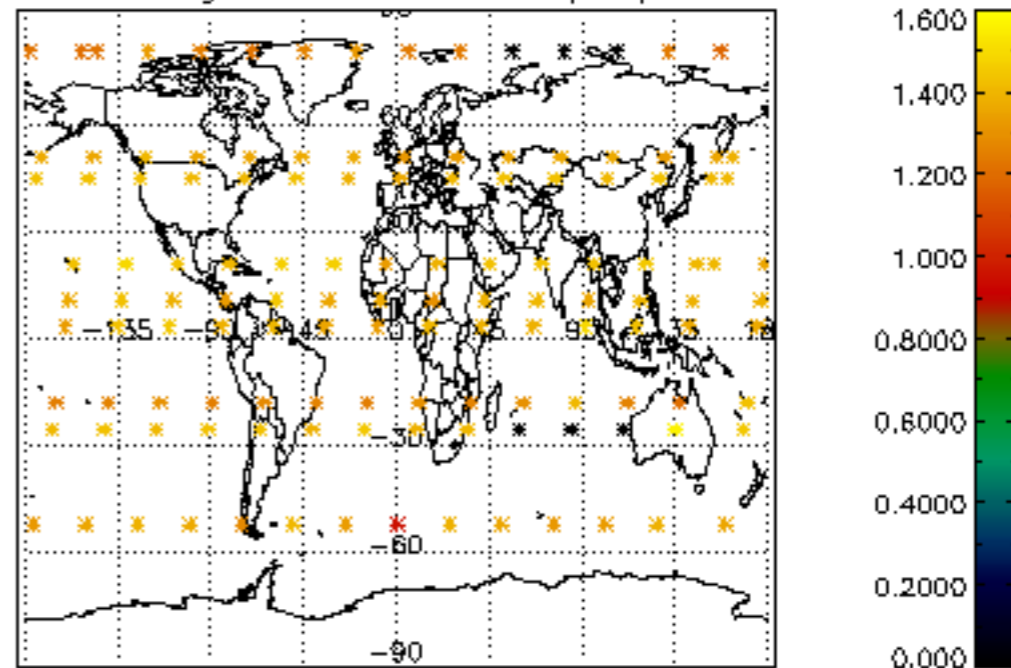
Percentage of saturation errors per profile



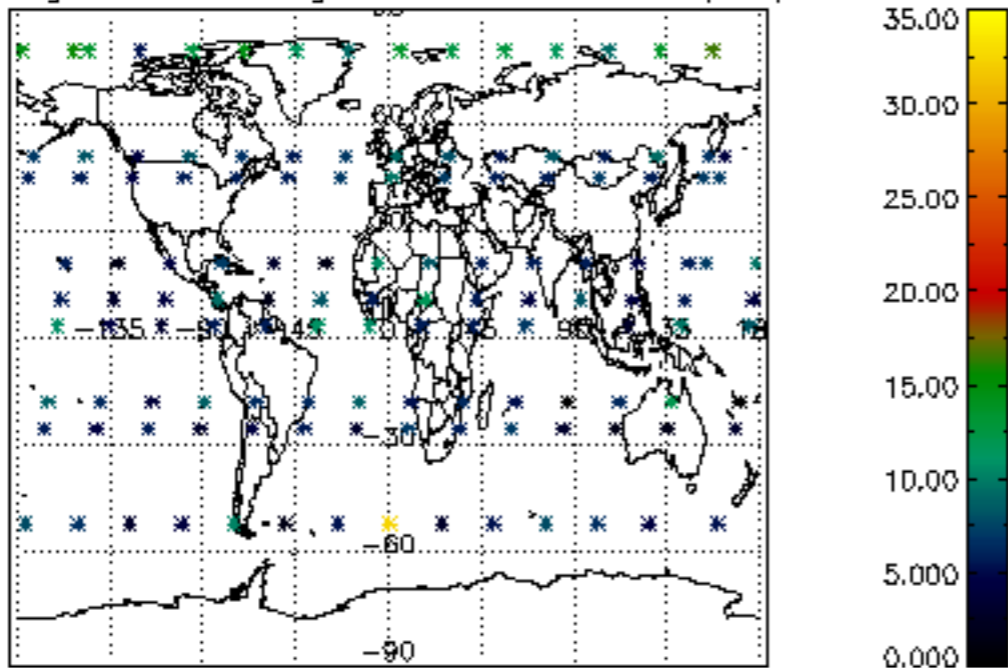
Percentage of cosmic ray hits per profile



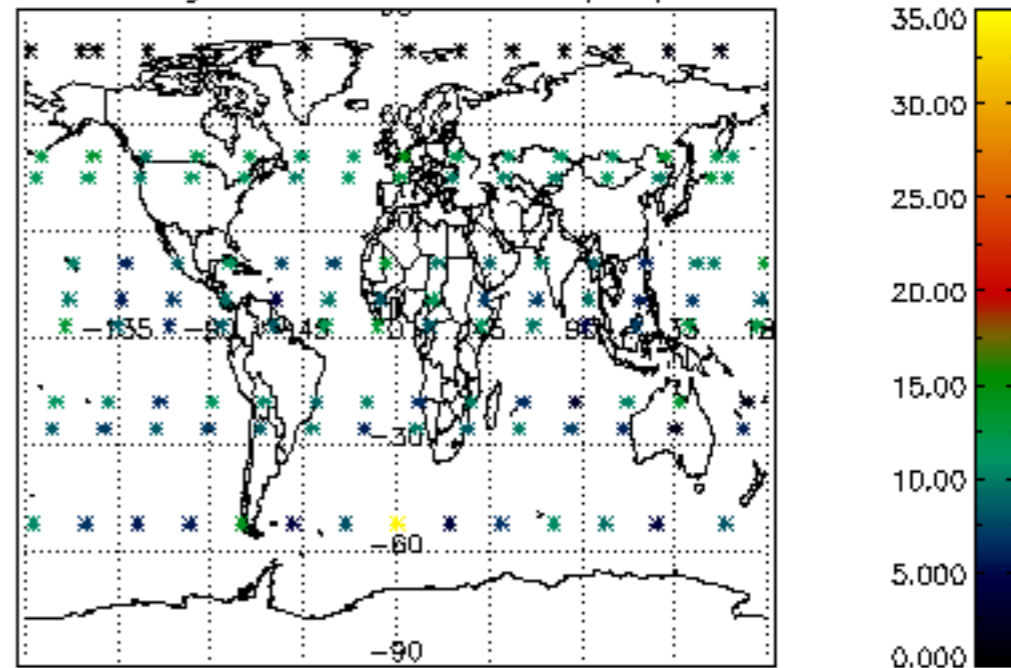
Percentage of datation errors per profile

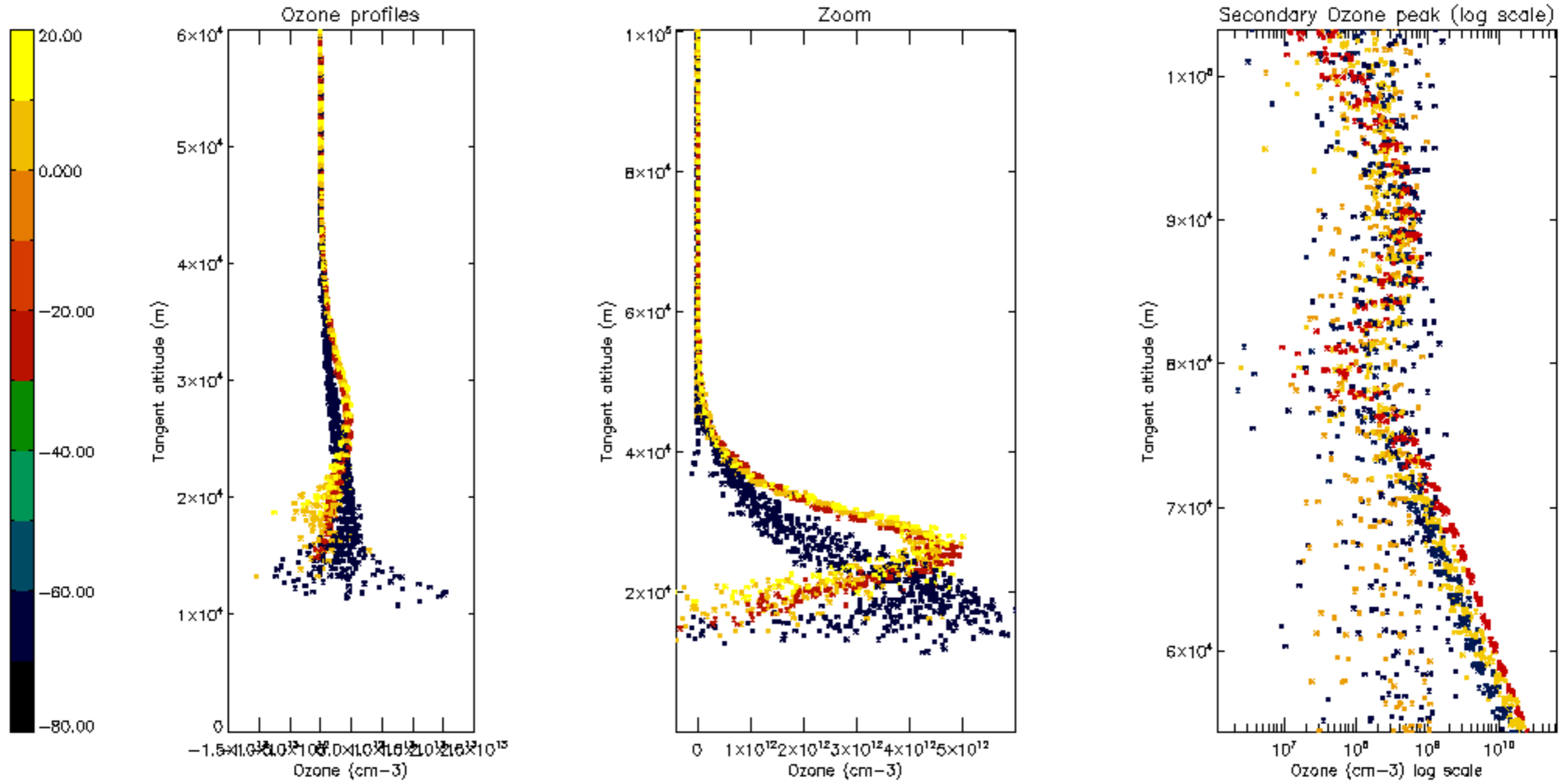


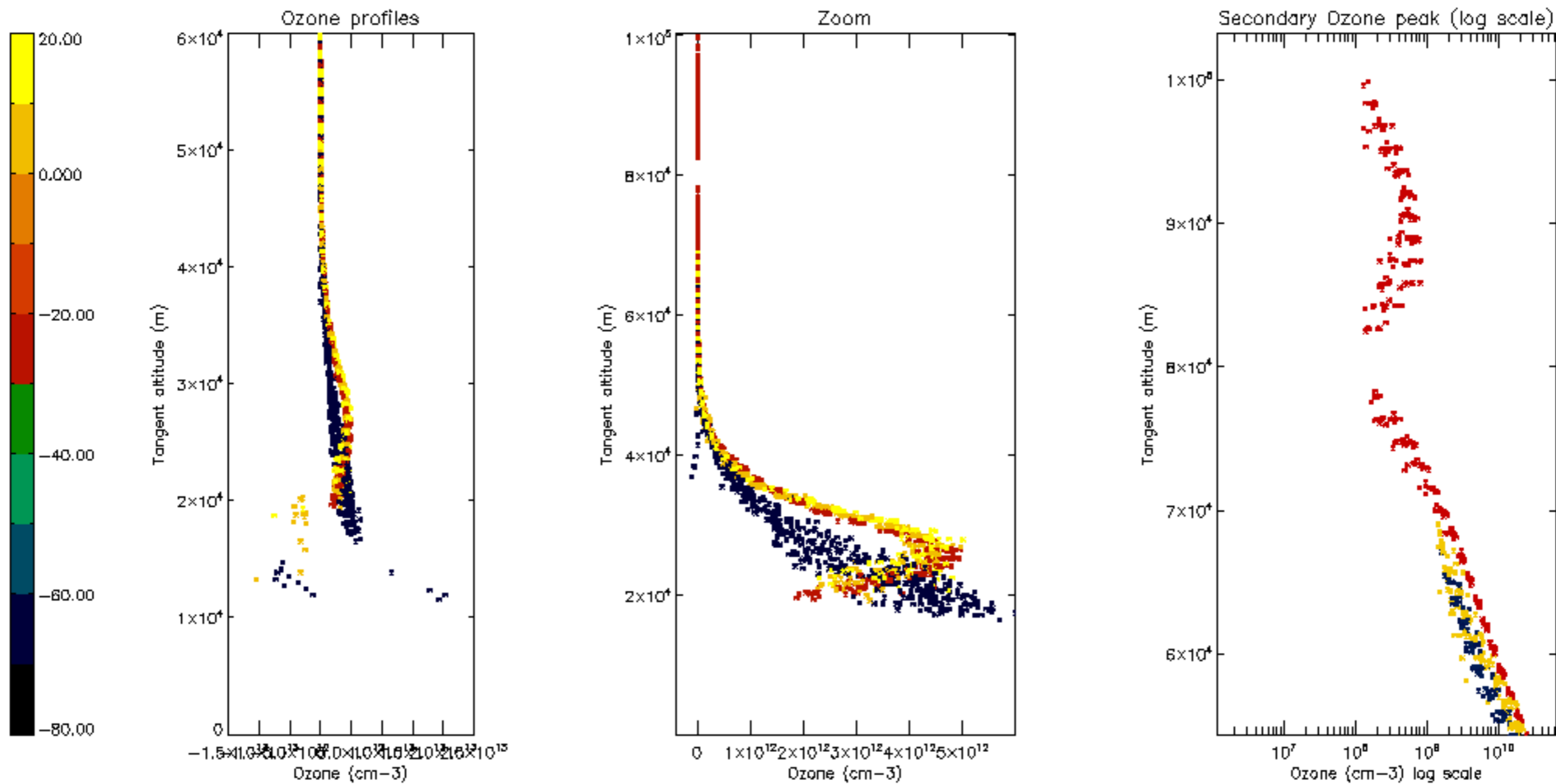
Percentage of star falling outside central band per profile

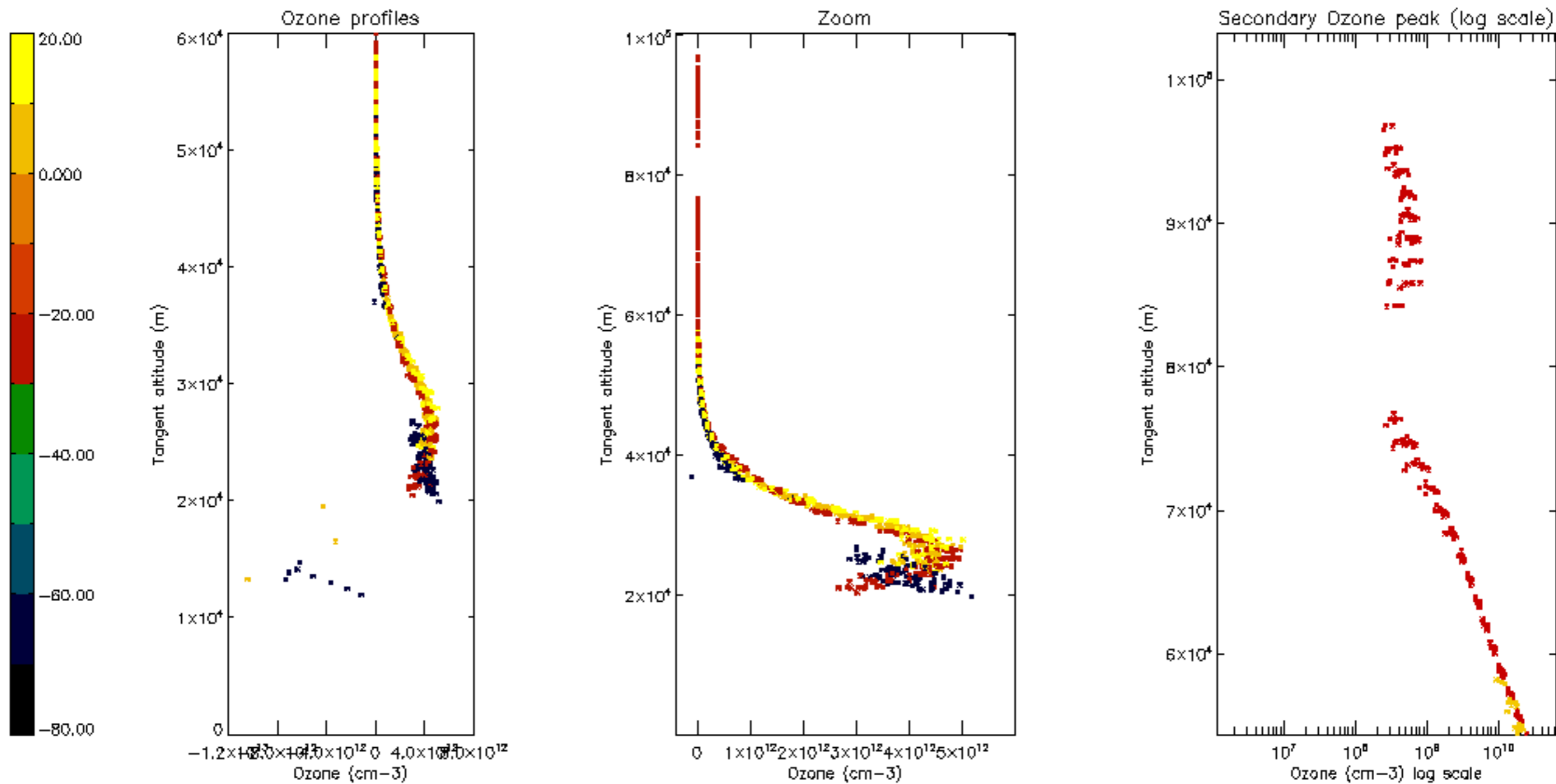


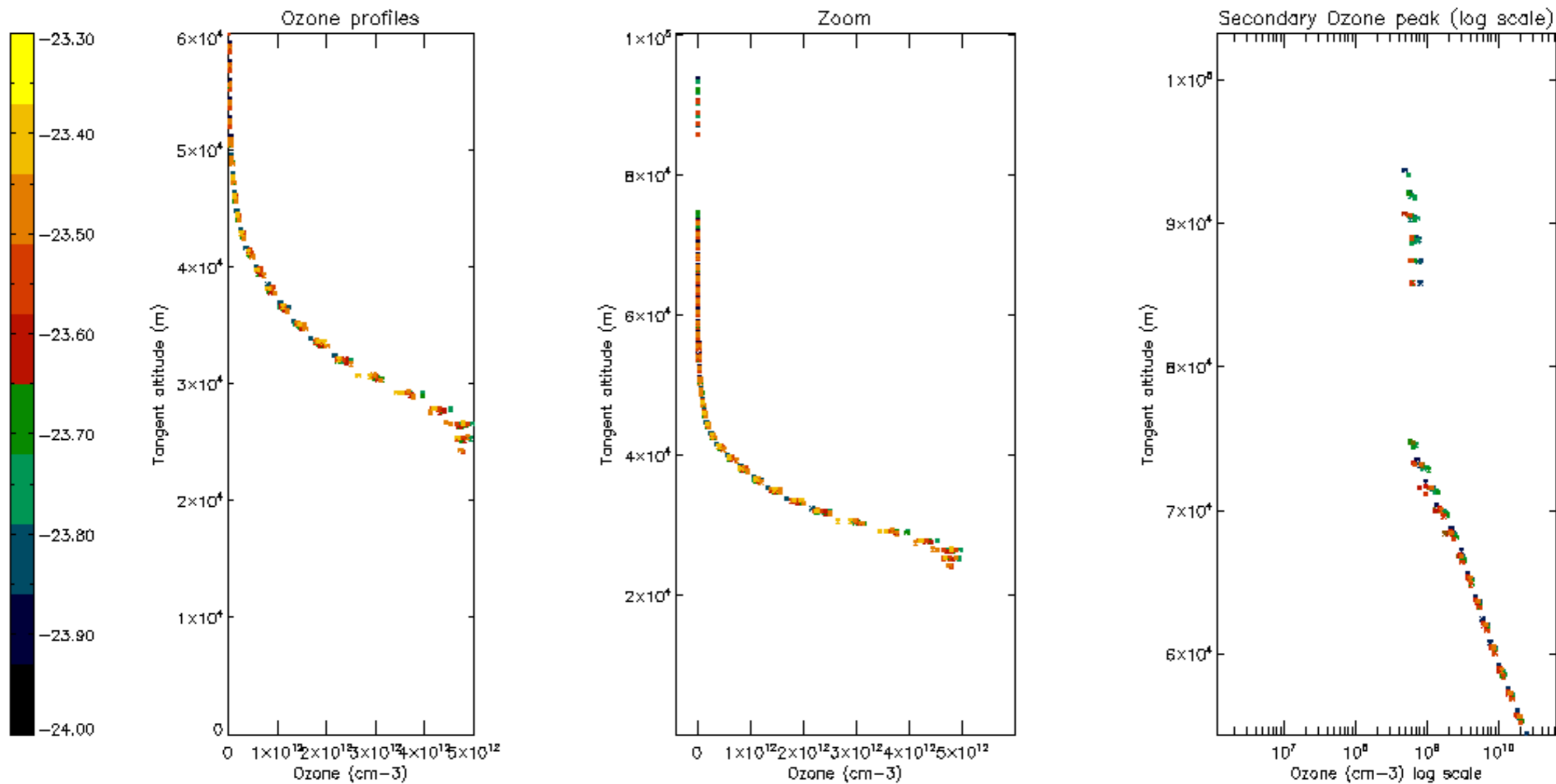
Percentage of saturation errors per profile



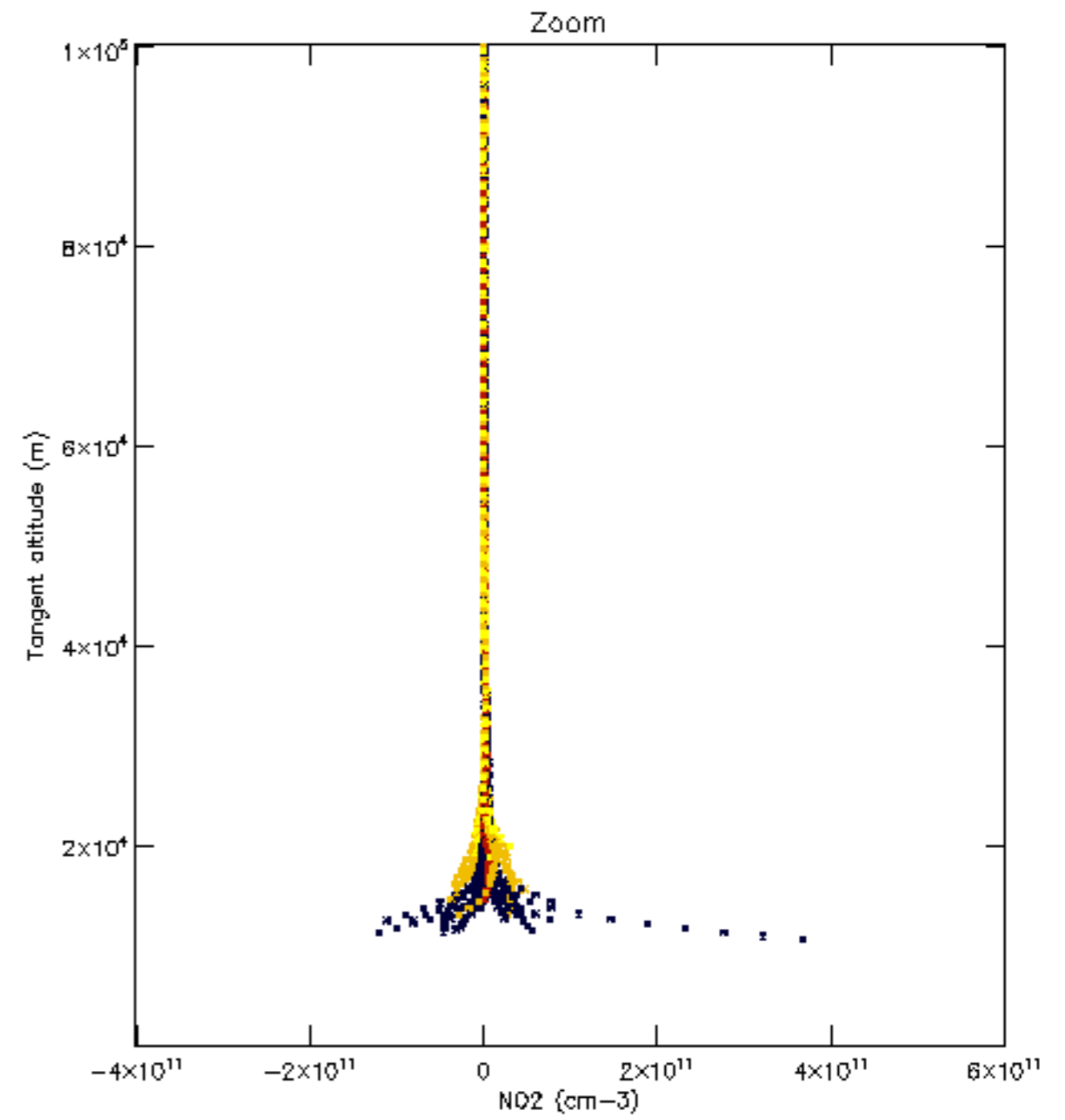
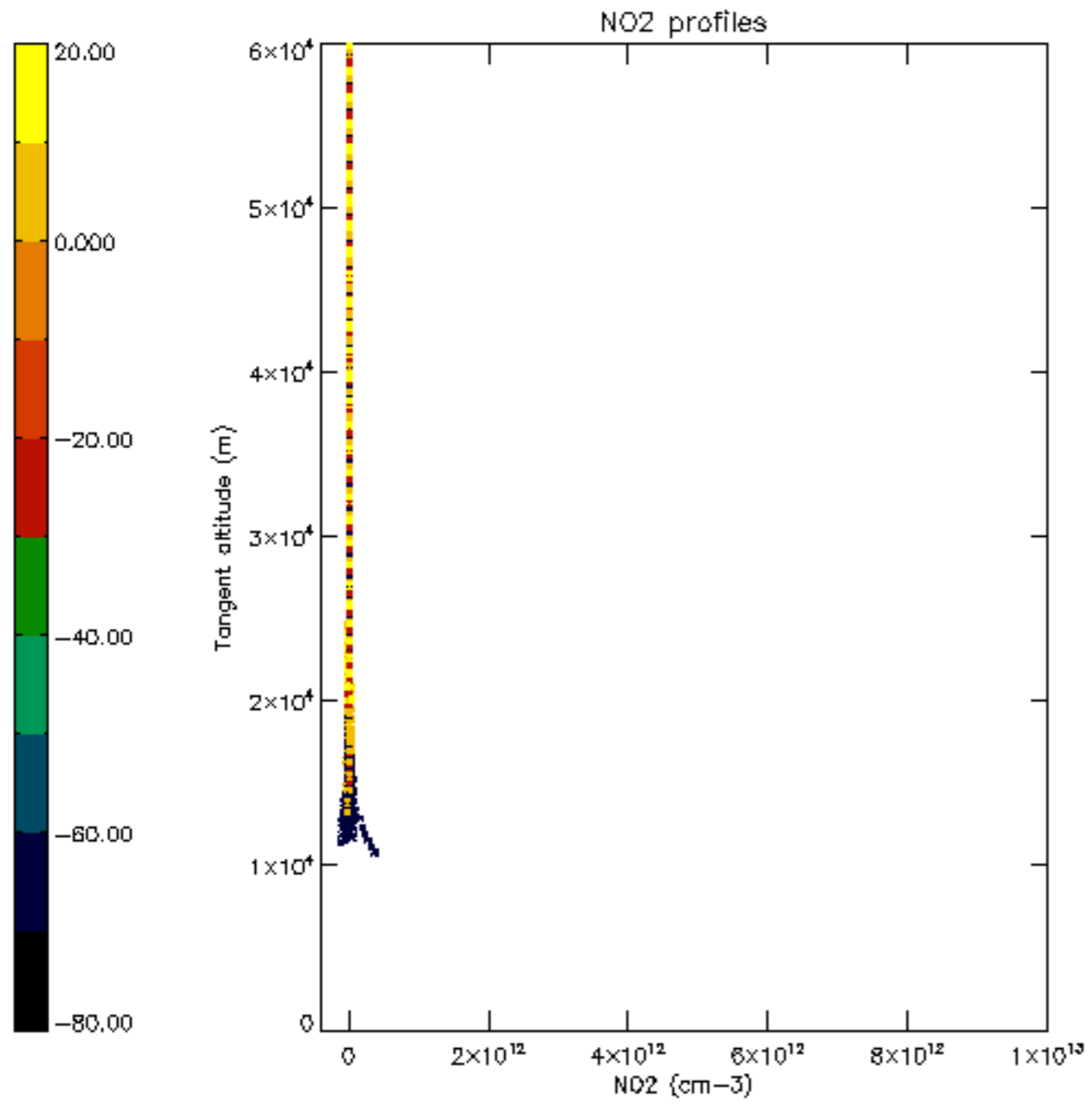


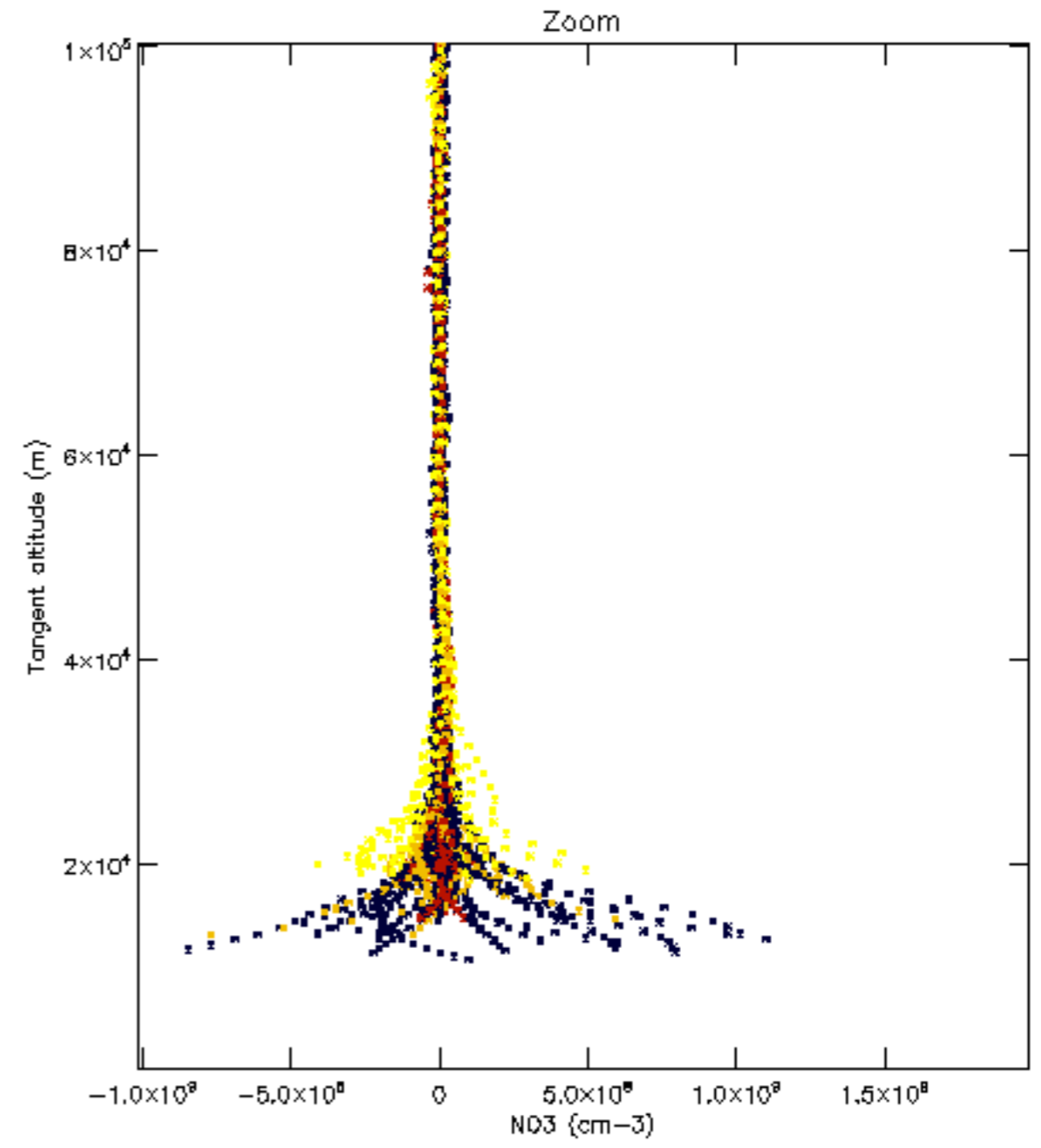
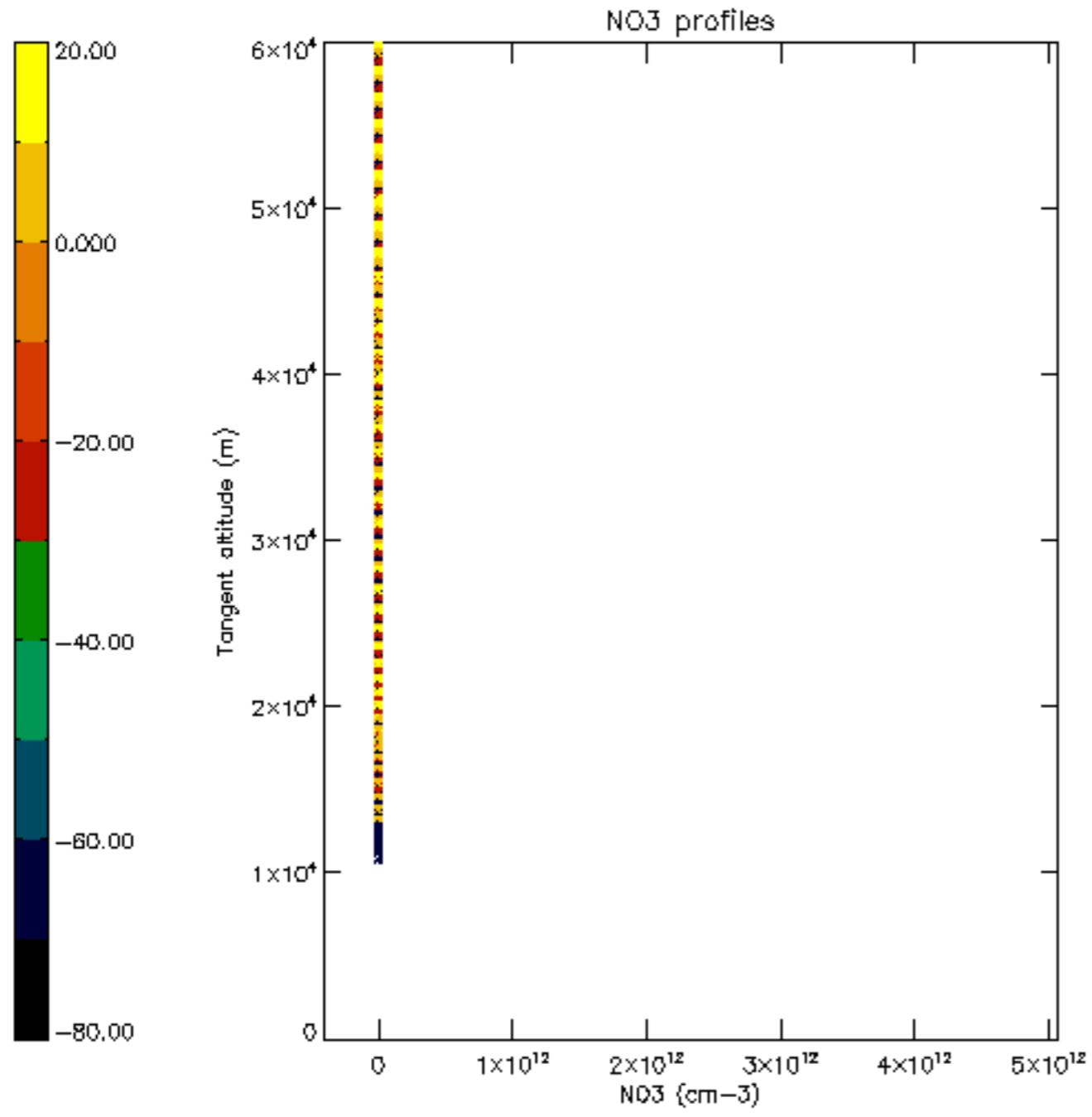


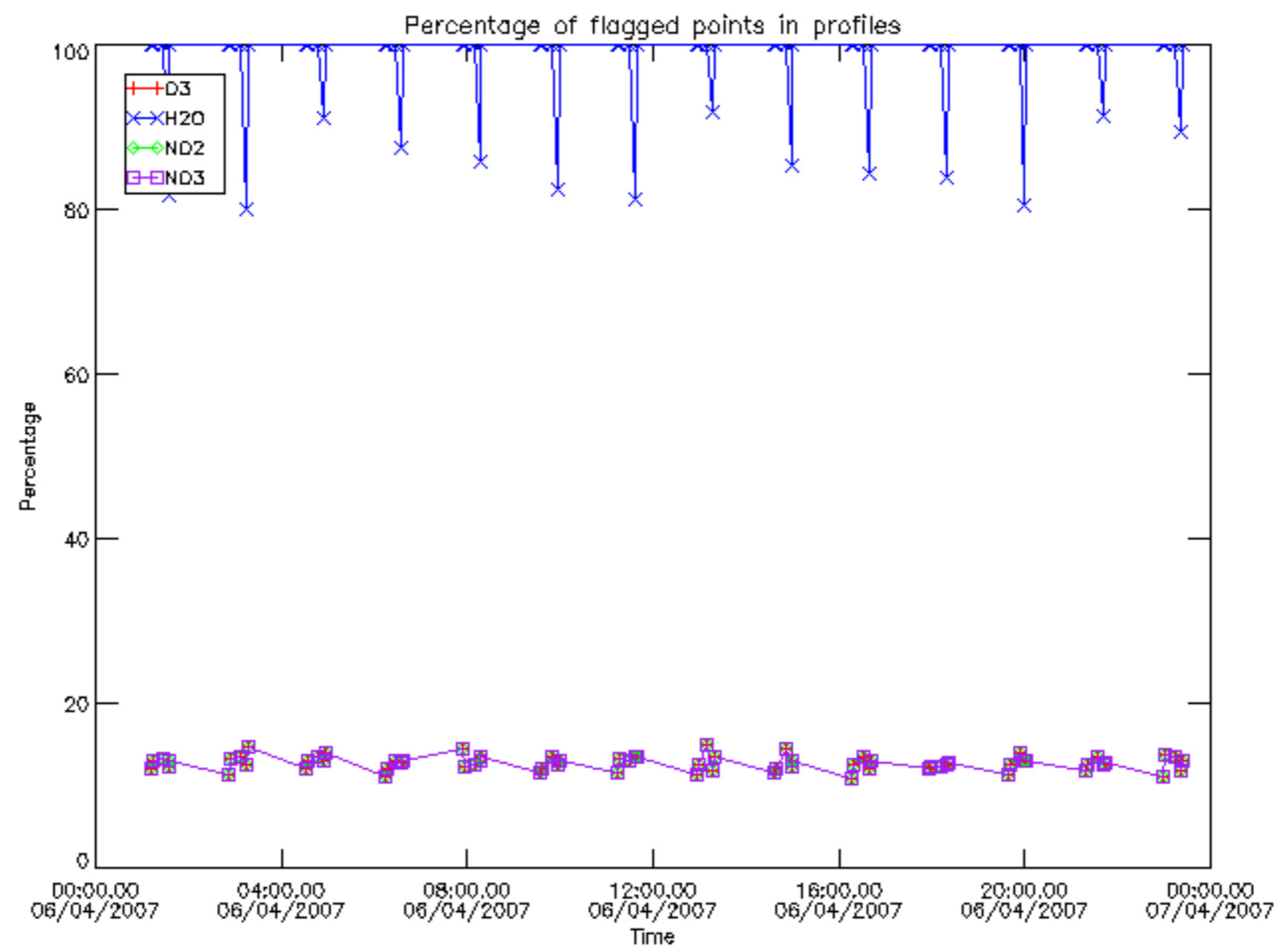




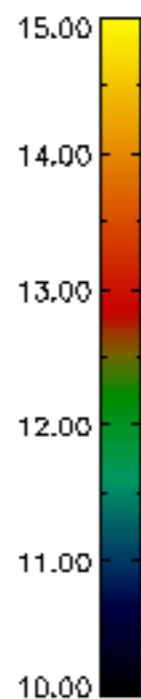
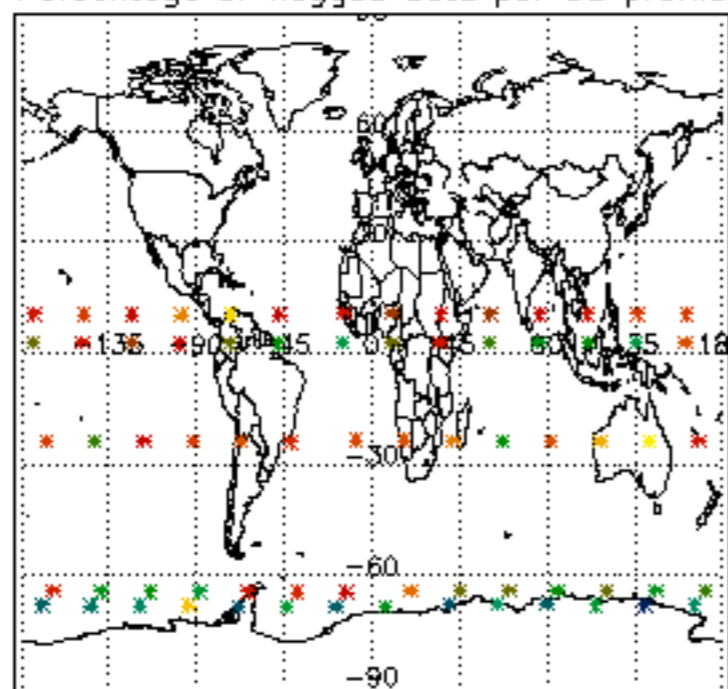




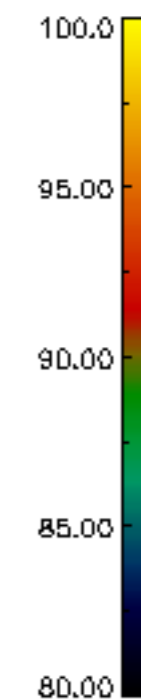
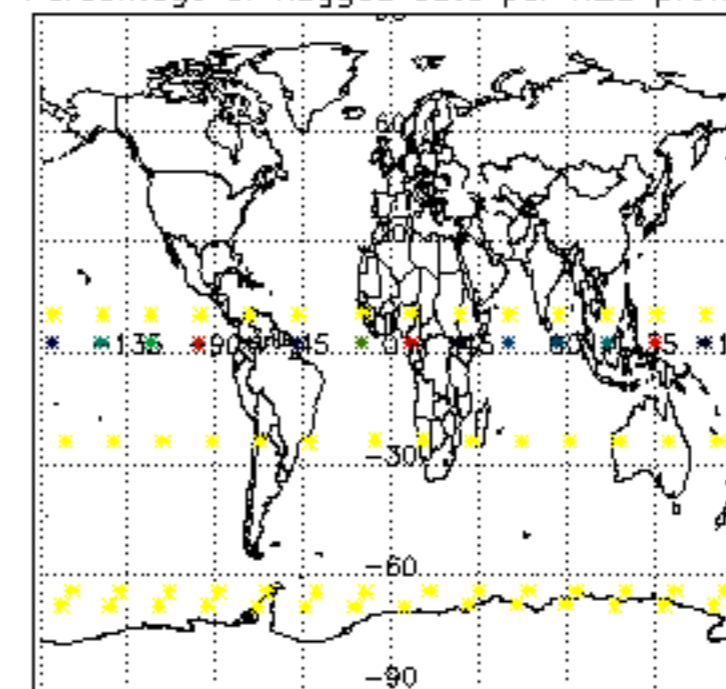




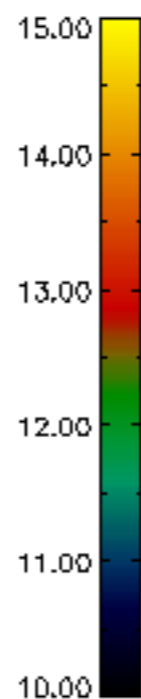
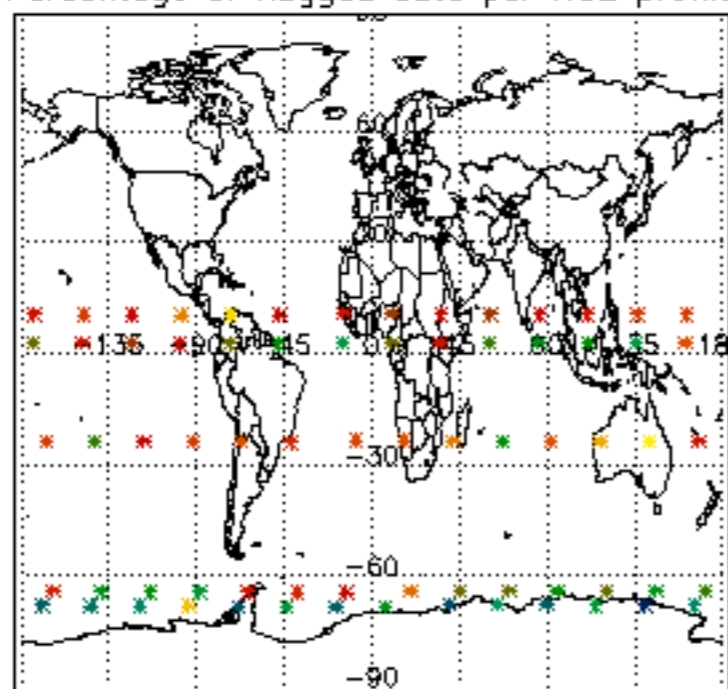
Percentage of flagged data per D3 profile



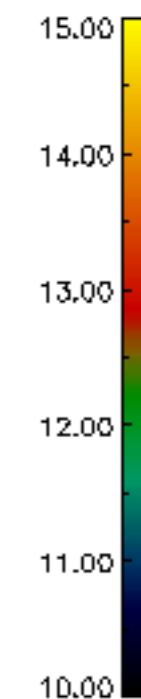
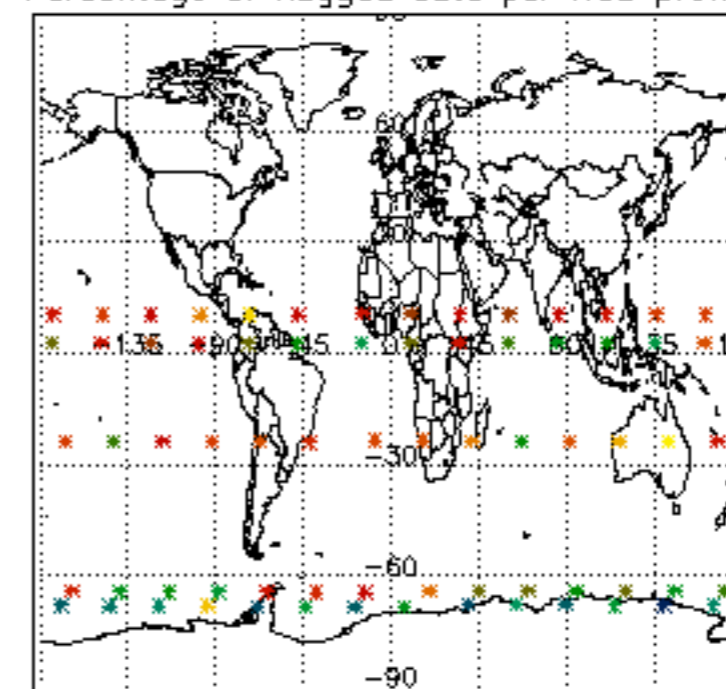
Percentage of flagged data per H2O profile

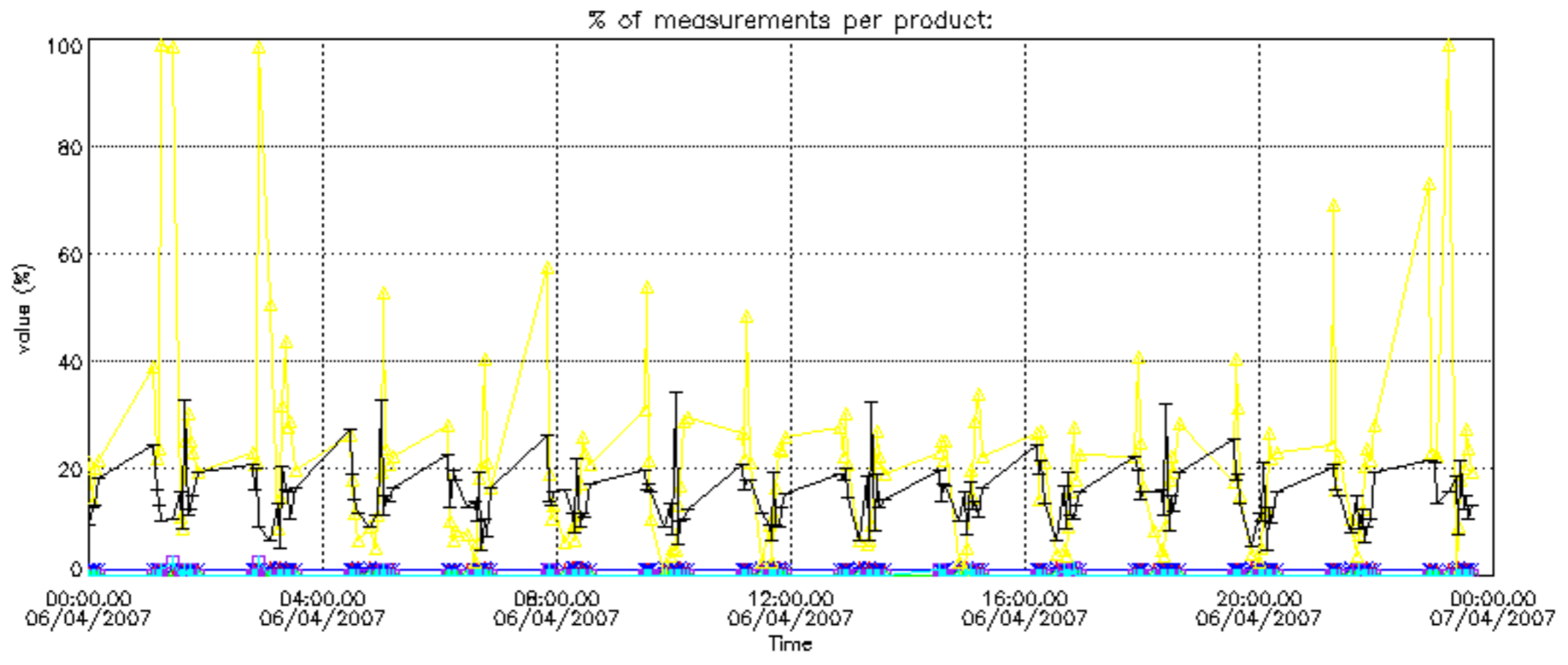


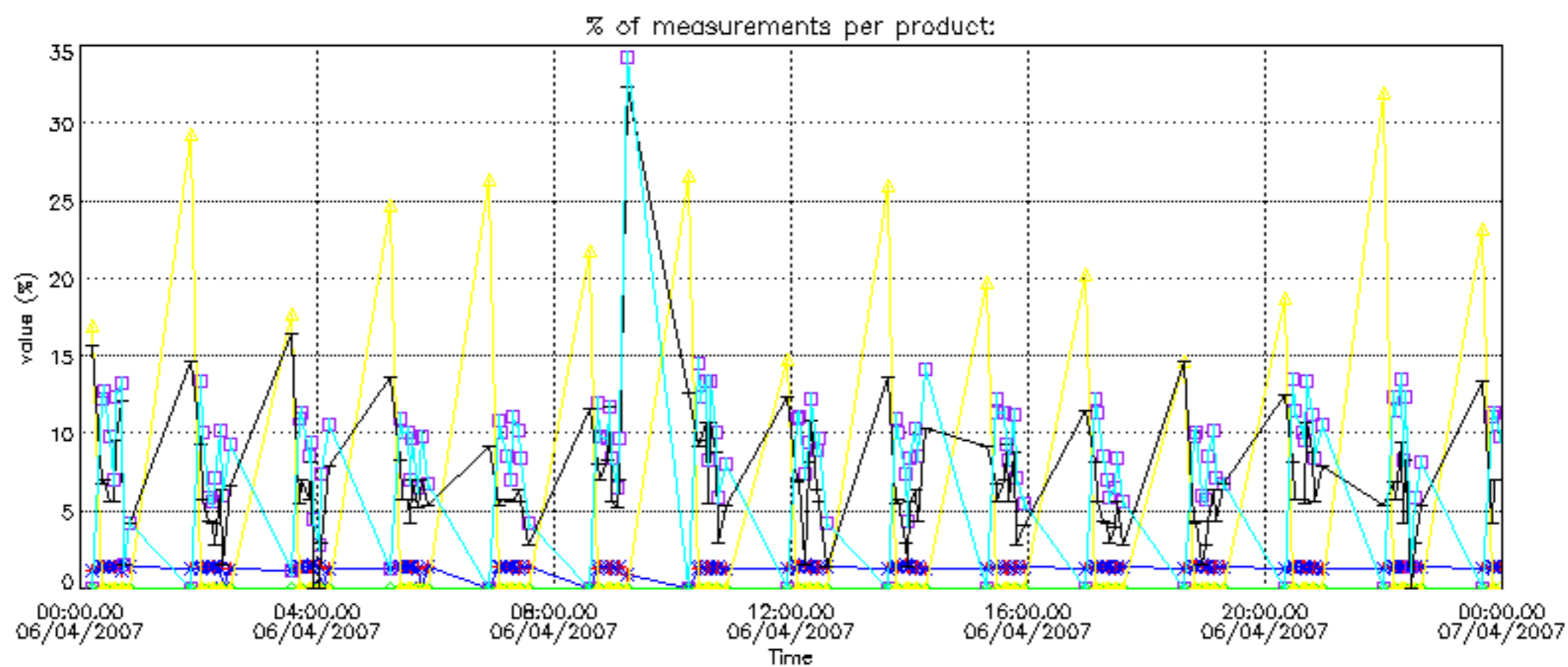
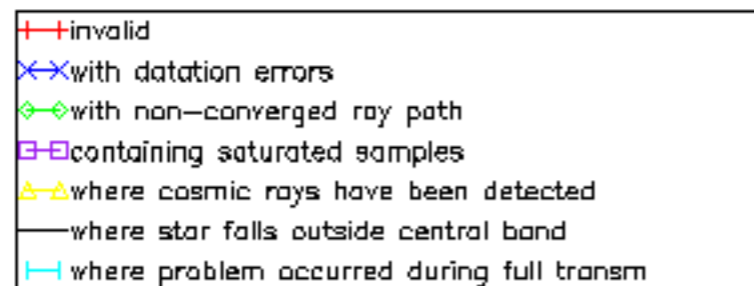
Percentage of flagged data per NO2 profile



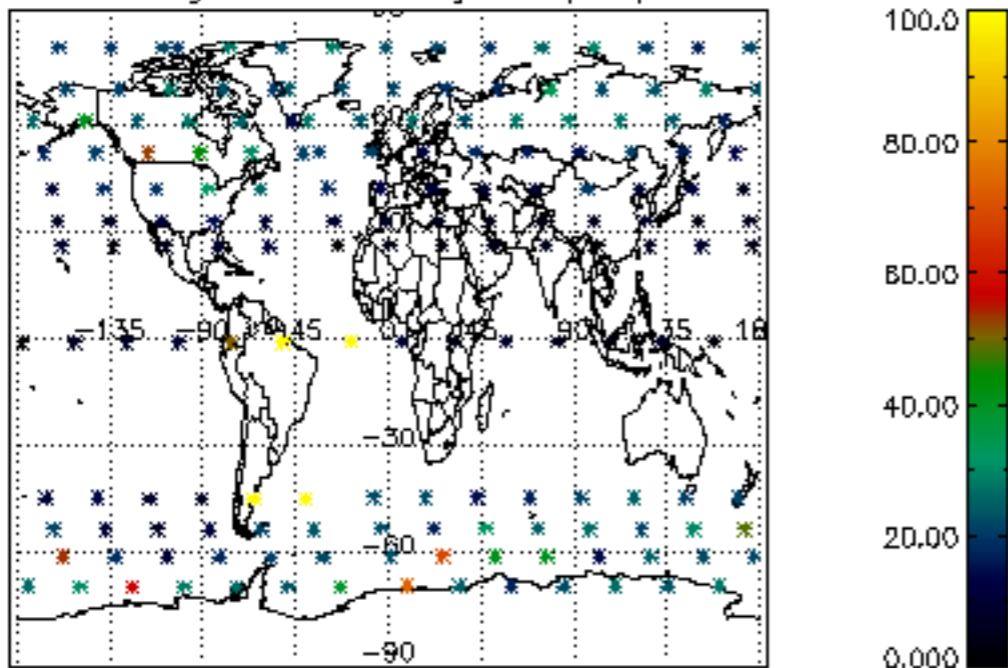
Percentage of flagged data per NO3 profile



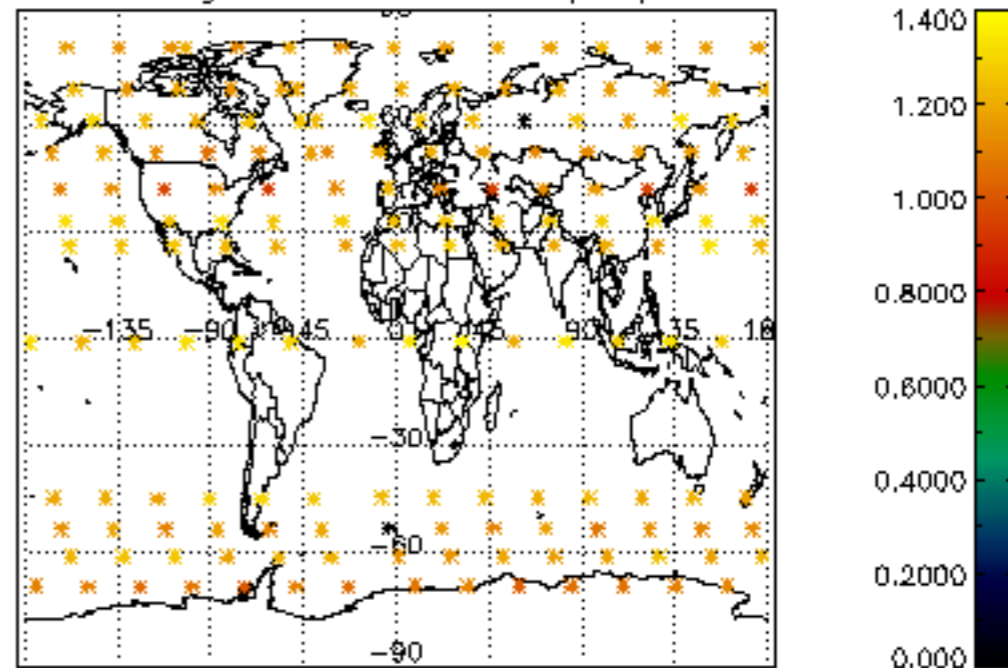




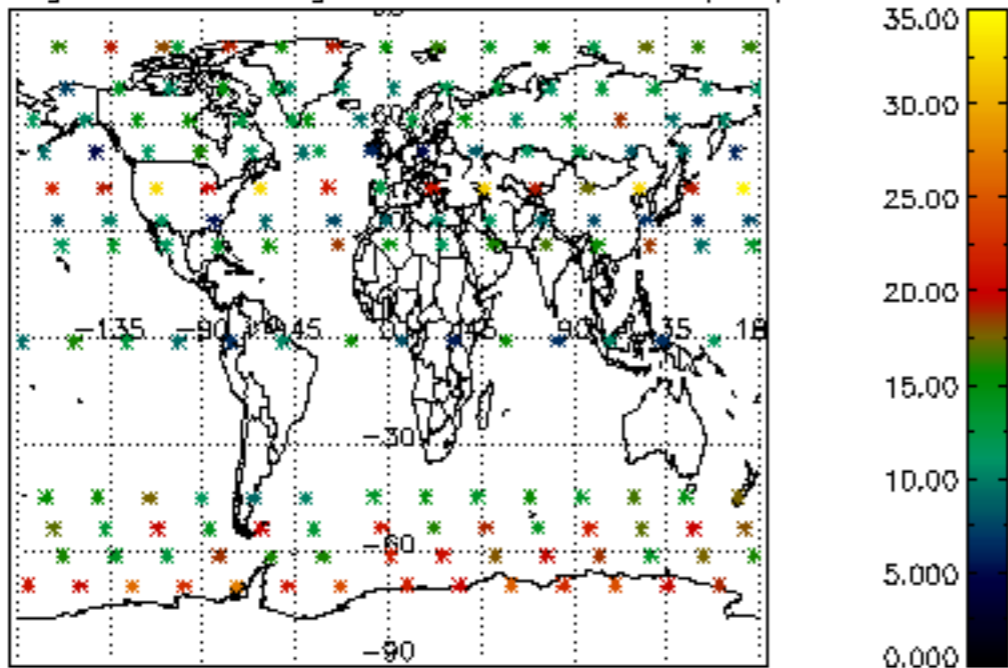
Percentage of cosmic ray hits per profile



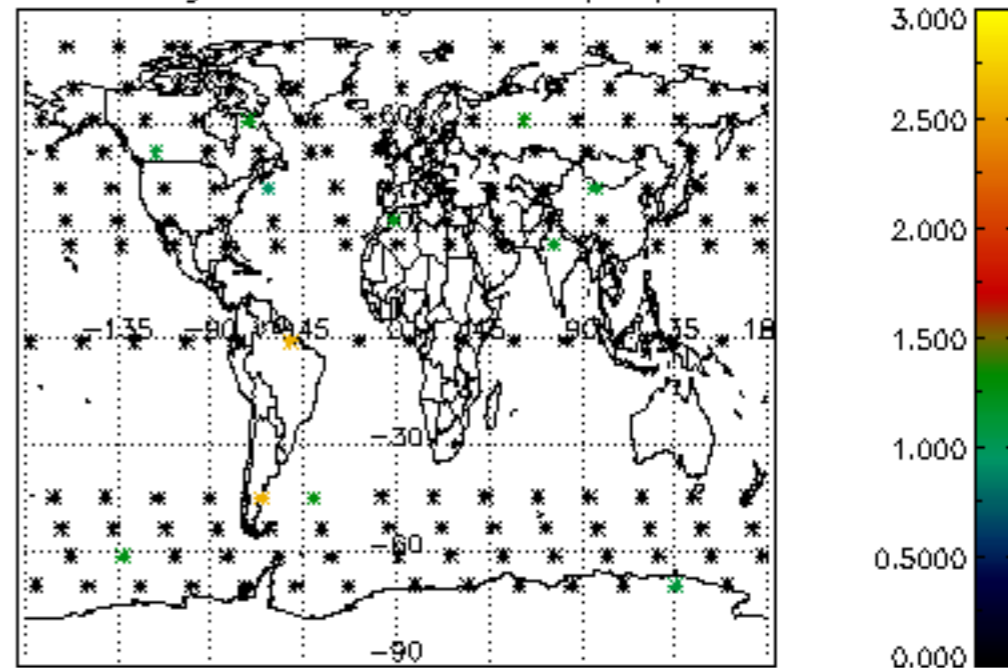
Percentage of datation errors per profile



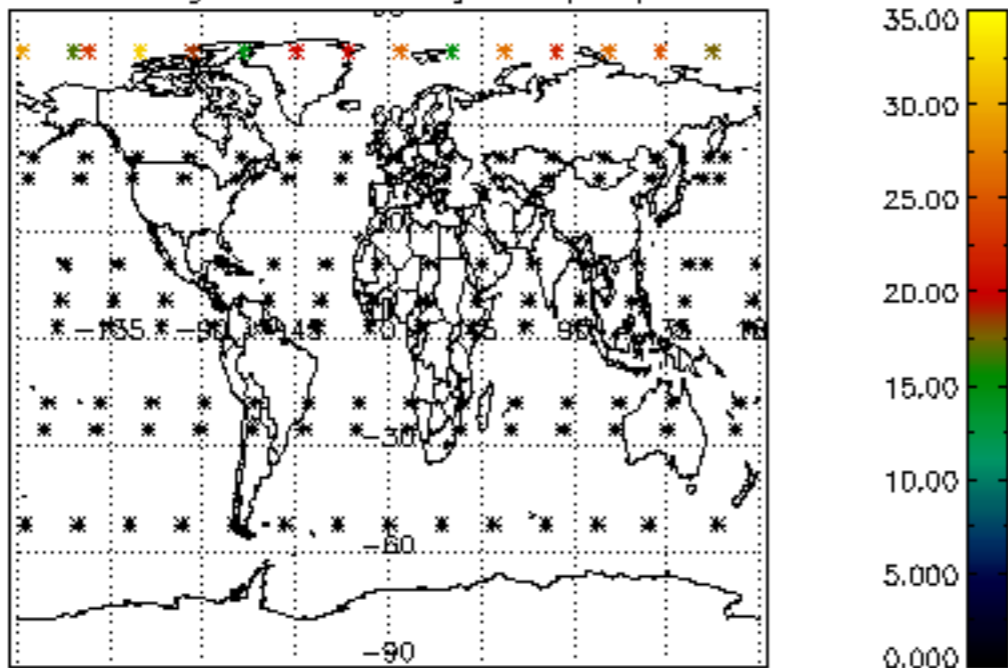
Percentage of star falling outside central band per profile



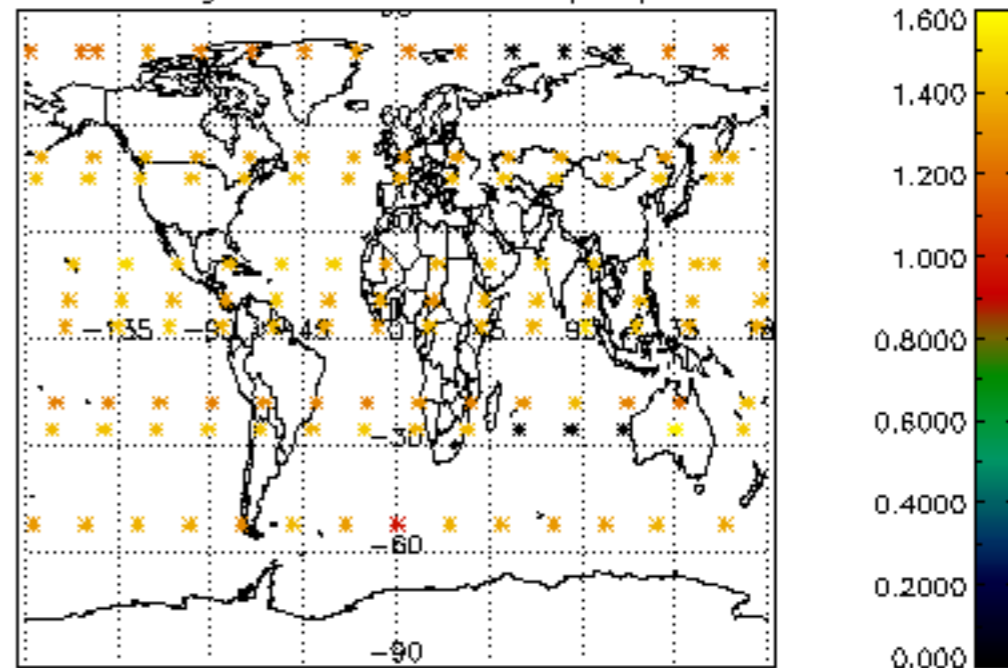
Percentage of saturation errors per profile



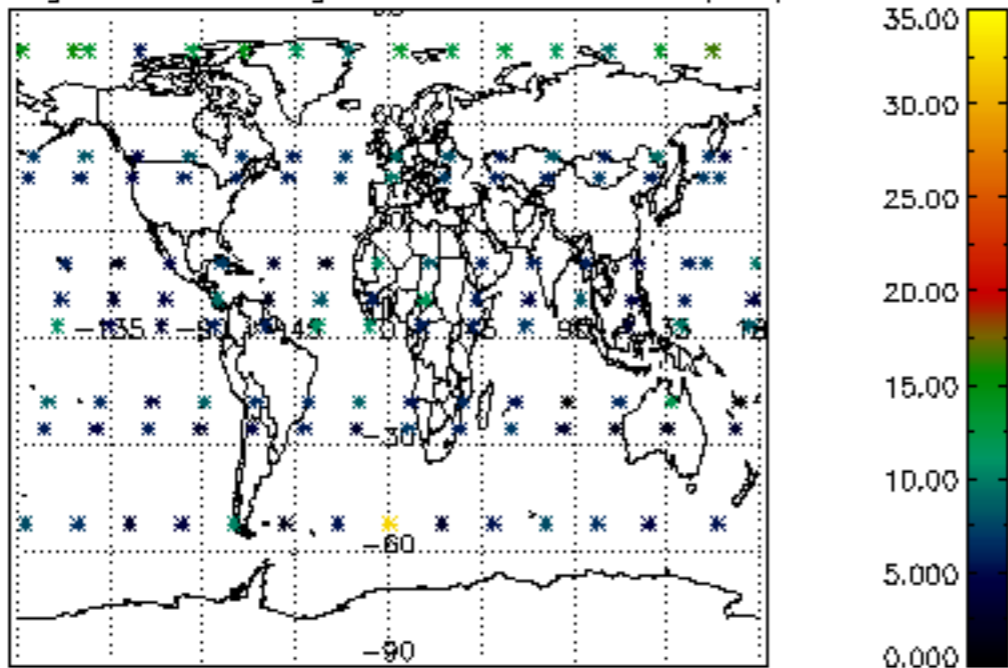
Percentage of cosmic ray hits per profile



Percentage of datation errors per profile



Percentage of star falling outside central band per profile



Percentage of saturation errors per profile

