

# GOMOS Level 2 Daily Report

## SUMMARY

### [1. General Info](#)

### [2. Summary of processed GOM\\_NL\\_2P products](#)

### [3. Level 2 Quality information per product](#)

#### [3.1 Plot of level 2 quality information per product \(time dependant\)](#)

#### [3.2 Plot of level 2 quality information per product \(world map\)](#)

### [4. Level 1 Quality information per product \(stored on level 2 products\)](#)

#### [4.1 Plot of level 1 quality information per product \(time dependant\)](#)

##### [4.1.1 Plot of level 1 quality information per product \(time dependant\): ASCENDING](#)

##### [4.1.2 Plot of level 1 quality information per product \(time dependant\): DESCENDING](#)

#### [4.2 Plot of level 1 quality information per product \(world map\)](#)

##### [4.2.1 Plot of level 1 quality information per product \(world map\): ASCENDING](#)

##### [4.2.2 Plot of level 1 quality information per product \(world map\): DESCENDING](#)

### [5. Ozone profiles based on quality statistics and other trace gas profiles](#)

#### [5.1 Ozone statistics based on quality of products](#)

#### [5.2 Plot ozone profiles for all STD \(dark without errors\)](#)

#### [5.3 Plot ozone profiles where STD < 20% \(dark without errors\)](#)

#### [5.4. Plot ozone profiles where STD < 10% \(dark without errors\)](#)

#### [5.5. Plot ozone profiles where STD < 5% \(dark without errors\)](#)

#### [5.6 Plot NO2 profiles for all STD \(dark without errors\)](#)

#### [5.7 Plot NO3 profiles for all STD \(dark without errors\)](#)

#### [5.8 Plot H2O profiles \(only for occultations of stars 1,2,3,4,13,14,16,26,63 dark without errors\) for all STD](#)

### [6. Auxiliary Data Files used for the production reported in section 2](#)

This report presents the daily analysis on parameters extracted from GOMOS level 2 data (GOM\_NL\_\_2P).  
 It is intended to monitor some important parameters that will impact the quality of these products.  
 A list of level 2 products (and content) that have arrived during the reporting day to the PCF is also given.

Item	Value
Time of report generation	22APR2013 18:04:50
Data source version	GOMOS/6.01
Start time of products	05-04-2007 (05APR2007 00:00:00)
Stop time of products	06-04-2007 (06APR2007 00:00:00)
Store outputs in DB	Yes
Nb of level 2 prods	299
Nb of prods with errors	0

## 2. Summary of processed GOM\_NL\_\_2P products.

Nr	Filename	UTC Start time	Limb	Duration	Star Id	Star Name	Star Mag	Star Temp	Nb Meas	Orbit	Prod. error
1	GOM_NL__2PRFIN20070405_000004_00000422057_00030_26637_6894.N1	05-APR-2007 00:00:04	Twilight	41.500	162	34Alp Aqr	2.9440	5350.0	83	26637	No
2	GOM_NL__2PRFIN20070405_000215_000004452057_00030_26637_6895.N1	05-APR-2007 00:02:15	Dark	45.000	154	22Bet Aqr	2.8990	5700.0	90	26637	No
3	GOM_NL__2PRFIN20070405_000446_00000432057_00030_26637_6896.N1	05-APR-2007 00:04:46	Dark	42.500	142	49Del Cap	2.8500	8900.0	85	26637	No
4	GOM_NL__2PRFIN20070405_001704_000000382057_00030_26637_6897.N1	05-APR-2007 00:17:04	Dark	38.000	45	Alp Pav	1.9400	26000.	76	26637	No
5	GOM_NL__2PRFIN20070405_002435_000000462057_00031_26638_6901.N1	05-APR-2007 00:24:35	Dark	45.500	43	Alp TrA	1.9100	4250.0	91	26638	No
6	GOM_NL__2PRFIN20070405_002631_000000402057_00031_26638_6902.N1	05-APR-2007 00:26:31	Dark	40.000	134	Bet TrA	2.8100	6600.0	80	26638	No
7	GOM_NL__2PRFIN20070405_002906_000000442057_00031_26638_6903.N1	05-APR-2007 00:29:06	Straylight	43.500	4	Alp1Cen	-0.010000	5800.0	87	26638	No
8	GOM_NL__2PRFIN20070405_003159_000000452057_00031_26638_6904.N1	05-APR-2007 00:31:59	Straylight	44.500	78	Alp Lup	2.3040	28000.	89	26638	No
9	GOM_NL__2PRFIN20070405_003438_000000422057_00031_26638_6905.N1	05-APR-2007 00:34:38	Straylight	41.500	64	Gam Cen	2.2000	10600.	83	26638	No
10	GOM_NL__2PRFIN20070405_003716_000000432057_00031_26638_6906.N1	05-APR-2007 00:37:16	Straylight	42.500	123	lot Cen	2.7500	10200.	85	26638	No
11	GOM_NL__2PRFIN20070405_004158_000000432057_00031_26638_6907.N1	05-APR-2007 00:41:58	Twilight_and_stray	42.500	106	9Bet Crv	2.6480	5600.0	85	26638	No
12	GOM_NL__2PRFIN20070405_004353_000000402057_00031_26638_6908.N1	05-APR-2007 00:43:53	Twilight_and_stray	40.000	100	4Gam Crv	2.5800	13100.	80	26638	No
13	GOM_NL__2PRFIN20070405_005325_000000382057_00031_26638_6909.N1	05-APR-2007 00:53:25	Bright	37.500	62	94Bet Leo	2.1360	9700.0	75	26638	No
14	GOM_NL__2PRFIN20070405_005506_000000362057_00031_26638_6910.N1	05-APR-2007 00:55:06	Bright	35.500	96	68Del Leo	2.5600	9300.0	71	26638	No
15	GOM_NL__2PRFIN20070405_010152_000000362057_00031_26638_6911.N1	05-APR-2007 01:01:52	Bright	35.500	174	52Psi UMa	3.0040	4400.0	71	26638	No
16	GOM_NL__2PRFIN20070405_010446_000000382057_00031_26638_6912.N1	05-APR-2007 01:04:46	Bright	37.500	87	64Gam UMa	2.4330	11000.	75	26638	No
17	GOM_NL__2PRFIN20070405_010644_000000372057_00031_26638_6913.N1	05-APR-2007 01:06:44	Bright	36.500	36	50Alp UMa	1.8000	6300.0	73	26638	No
18	GOM_NL__2PRFIN20070405_011249_000000402057_00031_26638_6914.N1	05-APR-2007 01:12:49	Bright	39.500	60	7Bet UMi	2.0810	3950.0	79	26638	No
19	GOM_NL__2PRFIN20070405_011449_000000332057_00031_26638_6915.N1	05-APR-2007 01:14:49	Bright	33.000	49	1Alp UMi	1.9900	6300.0	66	26638	No
20	GOM_NL__2PRFIN20070405_012227_000000362057_00031_26638_6916.N1	05-APR-2007 01:22:27	Bright	36.000	89	5Alp Cep	2.4510	8000.0	72	26638	No
21	GOM_NL__2PRFIN20070405_013810_000000472057_00031_26638_6917.N1	05-APR-2007 01:38:10	Twilight_and_stray	47.000	61	8Eps Peg	2.1000	3900.0	94	26638	No
22	GOM_NL__2PRFIN20070405_014039_000000432057_00031_26638_6918.N1	05-APR-2007 01:40:39	Twilight	42.500	162	34Alp Aqr	2.9440	5350.0	85	26638	No
23	GOM_NL__2PRFIN20070405_014251_000000452057_00031_26638_6919.N1	05-APR-2007 01:42:51	Dark	45.000	154	22Bet Aqr	2.8990	5700.0	90	26638	No
24	GOM_NL__2PRFIN20070405_014523_000000402057_00031_26638_6920.N1	05-APR-2007 01:45:23	Dark	40.000	142	49Del Cap	2.8500	8900.0	80	26638	No
25	GOM_NL__2PRFIN20070405_015740_000000392057_00031_26638_6921.N1	05-APR-2007 01:57:40	Dark	39.000	45	Alp Pav	1.9400	26000.	78	26638	No
26	GOM_NL__2PRFIN20070405_020512_000000412057_00032_26639_6926.N1	05-APR-2007 02:05:12	Dark	40.500	43	Alp TrA	1.9100	4250.0	81	26639	No
27	GOM_NL__2PRFIN20070405_020707_000000392057_00032_26639_6927.N1	05-APR-2007 02:07:07	Dark	38.500	134	Bet TrA	2.8100	6600.0	77	26639	No
28	GOM_NL__2PRFIN20070405_020942_000000552057_00032_26639_6928.N1	05-APR-2007 02:09:42	Straylight	54.500	4	Alp1Cen	-0.010000	5800.0	109	26639	No
29	GOM_NL__2PRFIN20070405_021235_000000452057_00032_26639_6929.N1	05-APR-2007 02:12:35	Straylight	45.000	78	Alp Lup	2.3040	28000.	90	26639	No
30	GOM_NL__2PRFIN20070405_021514_000000382057_00032_26639_6930.N1	05-APR-2007 02:15:14	Straylight	38.000	64	Gam Cen	2.2000	10600.	76	26639	No
31	GOM_NL__2PRFIN20070405_021752_000000432057_00032_26639_6931.N1	05-APR-2007 02:17:52	Straylight	42.500	123	lot Cen	2.7500	10200.	85	26639	No
32	GOM_NL__2PRFIN20070405_022234_000000452057_00032_26639_6932.N1	05-APR-2007 02:22:34	Twilight_and_stray	44.500	106	9Bet Crv	2.6480	5600.0	89	26639	No
33	GOM_NL__2PRFIN20070405_022429_000000412057_00032_26639_6933.N1	05-APR-2007 02:24:29	Twilight_and_stray	41.000	100	4Gam Crv	2.5800	13100.	82	26639	No
34	GOM_NL__2PRFIN20070405_023401_000000382057_00032_26639_6934.N1	05-APR-2007 02:34:01	Bright	37.500	62	94Bet Leo	2.1360	9700.0	75	26639	No
35	GOM_NL__2PRFIN20070405_023542_000000362057_00032_26639_6935.N1	05-APR-2007 02:35:42	Bright	36.000	96	68Del Leo	2.5600	9300.0	72	26639	No
36	GOM_NL__2PRFIN20070405_024228_000000352057_00032_26639_6936.N1	05-APR-2007 02:42:28	Bright	35.000	174	52Psi UMa	3.0040	4400.0	70	26639	No
37	GOM_NL__2PRFIN20070405_024521_000000362057_00032_26639_6937.N1	05-APR-2007 02:45:21	Bright	35.500	87	64Gam UMa	2.4330	11000.	71	26639	No
38	GOM_NL__2PRFIN20070405_024720_000000372057_00032_26639_6938.N1	05-APR-2007 02:47:20	Bright	37.000	36	50Alp UMa	1.8000	6300.0	74	26639	No
39	GOM_NL__2PRFIN20070405_025325_000000372057_00032_26639_6939.N1	05-APR-2007 02:53:25	Bright	37.000	60	7Bet UMi	2.0810	3950.0	74	26639	No
40	GOM_NL__2PRFIN20070405_025525_000000342057_00032_26639_6940.N1	05-APR-2007 02:55:25	Bright	33.500	49	1Alp UMi	1.9900	6300.0	67	26639	No
41	GOM_NL__2PRFIN20070405_030302_000000402057_00032_26639_6941.N1	05-APR-2007 03:03:02	Bright	39.500	89	5Alp Cep	2.4510	8000.0	79	26639	No
42	GOM_NL__2PRFIN20070405_031846_000000452057_00032_26639_6942.N1	05-APR-2007 03:18:46	Twilight_and_stray	45.000	61	8Eps Peg	2.1000	3900.0	90	26639	No

43	GOM_NL__2PRFIN20070405_032116_00000412057_00032_26639_6943.N1	05-APR-2007 03:21:16	Twilight	41.000	162	34Alp Aqr	2.9440	5350.0	82	26639	No
44	GOM_NL__2PRFIN20070405_032327_00000442057_00032_26639_6944.N1	05-APR-2007 03:23:27	Dark	44.000	154	22Bet Aqr	2.8990	5700.0	88	26639	No
45	GOM_NL__2PRFIN20070405_032559_00000422057_00032_26639_6945.N1	05-APR-2007 03:25:59	Dark	41.500	142	49Del Cap	2.8500	8900.0	83	26639	No
46	GOM_NL__2PRFIN20070405_033817_00000402057_00032_26639_6946.N1	05-APR-2007 03:38:17	Dark	40.000	45	Alp Pav	1.9400	26000.	80	26639	No
47	GOM_NL__2PRFIN20070405_034548_00000412057_00033_26640_6937.N1	05-APR-2007 03:45:48	Dark	40.500	43	Alp TrA	1.9100	4250.0	81	26640	No
48	GOM_NL__2PRFIN20070405_034744_00000402057_00033_26640_6938.N1	05-APR-2007 03:47:44	Dark	39.500	134	Bet TrA	2.8100	6600.0	79	26640	No
49	GOM_NL__2PRFIN20070405_035019_00000442057_00033_26640_6939.N1	05-APR-2007 03:50:19	Straylight	43.500	4	Alp1Cen	-0.010000	5800.0	87	26640	No
50	GOM_NL__2PRFIN20070405_035312_00000432057_00033_26640_6940.N1	05-APR-2007 03:53:12	Straylight	43.000	78	Alp Lup	2.3040	28000.	86	26640	No
51	GOM_NL__2PRFIN20070405_035551_00000412057_00033_26640_6941.N1	05-APR-2007 03:55:51	Straylight	40.500	64	Gam Cen	2.2000	10600.	81	26640	No
52	GOM_NL__2PRFIN20070405_035828_00000432057_00033_26640_6942.N1	05-APR-2007 03:58:28	Straylight	42.500	123	lot Cen	2.7500	10200.	85	26640	No
53	GOM_NL__2PRFIN20070405_040311_00000452057_00033_26640_6943.N1	05-APR-2007 04:03:11	Tw_i_and_stray	45.000	106	9Bet Crv	2.6480	5600.0	90	26640	No
54	GOM_NL__2PRFIN20070405_040505_00000422057_00033_26640_6944.N1	05-APR-2007 04:05:05	Tw_i_and_stray	42.000	100	4Gam Crv	2.5800	13100.	84	26640	No
55	GOM_NL__2PRFIN20070405_041437_00000372057_00033_26640_6945.N1	05-APR-2007 04:14:37	Bright	37.000	62	94Bet Leo	2.1360	9700.0	74	26640	No
56	GOM_NL__2PRFIN20070405_041618_00000362057_00033_26640_6946.N1	05-APR-2007 04:16:18	Bright	35.500	96	68Del Leo	2.5600	9300.0	71	26640	No
57	GOM_NL__2PRFIN20070405_042304_00000372057_00033_26640_6947.N1	05-APR-2007 04:23:04	Bright	37.000	174	52Psi UMa	3.0040	4400.0	74	26640	No
58	GOM_NL__2PRFIN20070405_042557_00000352057_00033_26640_6948.N1	05-APR-2007 04:25:57	Bright	35.000	87	64Gam UMa	2.4330	11000.	70	26640	No
59	GOM_NL__2PRFIN20070405_042756_00000372057_00033_26640_6949.N1	05-APR-2007 04:27:56	Bright	36.500	36	50Alp UMa	1.8000	6300.0	73	26640	No
60	GOM_NL__2PRFIN20070405_043400_00000402057_00033_26640_6950.N1	05-APR-2007 04:34:00	Bright	40.000	60	7Bet UMi	2.0810	3950.0	80	26640	No
61	GOM_NL__2PRFIN20070405_043601_00000342057_00033_26640_6951.N1	05-APR-2007 04:36:01	Bright	33.500	49	1Alp UMi	1.9900	6300.0	67	26640	No
62	GOM_NL__2PRFIN20070405_044338_00000362057_00033_26640_6952.N1	05-APR-2007 04:43:38	Bright	35.500	89	5Alp Cep	2.4510	8000.0	71	26640	No
63	GOM_NL__2PRFIN20070405_045923_00000452057_00033_26640_6953.N1	05-APR-2007 04:59:23	Tw_i_and_stray	45.000	61	8Eps Peg	2.1000	3900.0	90	26640	No
64	GOM_NL__2PRFIN20070405_050152_00000422057_00033_26640_6954.N1	05-APR-2007 05:01:52	Twilight	42.000	162	34Alp Aqr	2.9440	5350.0	84	26640	No
65	GOM_NL__2PRFIN20070405_050404_00000442057_00033_26640_6955.N1	05-APR-2007 05:04:04	Dark	43.500	154	22Bet Aqr	2.8990	5700.0	87	26640	No
66	GOM_NL__2PRFIN20070405_050635_00000392057_00033_26640_6956.N1	05-APR-2007 05:06:35	Dark	39.000	142	49Del Cap	2.8500	8900.0	78	26640	No
67	GOM_NL__2PRFIN20070405_051853_00000382057_00033_26640_6957.N1	05-APR-2007 05:18:53	Dark	38.000	45	Alp Pav	1.9400	26000.	76	26640	No
68	GOM_NL__2PRFIN20070405_052625_00000392057_00034_26641_6952.N1	05-APR-2007 05:26:25	Dark	38.500	43	Alp TrA	1.9100	4250.0	77	26641	No
69	GOM_NL__2PRFIN20070405_052820_00000402057_00034_26641_6953.N1	05-APR-2007 05:28:20	Dark	40.000	134	Bet TrA	2.8100	6600.0	80	26641	No
70	GOM_NL__2PRFIN20070405_053055_00000472057_00034_26641_6954.N1	05-APR-2007 05:30:55	Straylight	47.000	4	Alp1Cen	-0.010000	5800.0	94	26641	No
71	GOM_NL__2PRFIN20070405_053348_00000462057_00034_26641_6955.N1	05-APR-2007 05:33:48	Straylight	46.000	78	Alp Lup	2.3040	28000.	92	26641	No
72	GOM_NL__2PRFIN20070405_053627_00000402057_00034_26641_6956.N1	05-APR-2007 05:36:27	Straylight	40.000	64	Gam Cen	2.2000	10600.	80	26641	No
73	GOM_NL__2PRFIN20070405_053905_00000442057_00034_26641_6957.N1	05-APR-2007 05:39:05	Straylight	43.500	123	lot Cen	2.7500	10200.	87	26641	No
74	GOM_NL__2PRFIN20070405_054347_00000422057_00034_26641_6958.N1	05-APR-2007 05:43:47	Tw_i_and_stray	42.000	106	9Bet Crv	2.6480	5600.0	84	26641	No
75	GOM_NL__2PRFIN20070405_054542_00000402057_00034_26641_6959.N1	05-APR-2007 05:45:42	Tw_i_and_stray	40.000	100	4Gam Crv	2.5800	13100.	80	26641	No
76	GOM_NL__2PRFIN20070405_055513_00000382057_00034_26641_6960.N1	05-APR-2007 05:55:13	Bright	37.500	62	94Bet Leo	2.1360	9700.0	75	26641	No
77	GOM_NL__2PRFIN20070405_055654_00000352057_00034_26641_6961.N1	05-APR-2007 05:56:54	Bright	35.000	96	68Del Leo	2.5600	9300.0	70	26641	No
78	GOM_NL__2PRFIN20070405_060340_00000372057_00034_26641_6962.N1	05-APR-2007 06:03:40	Bright	36.500	174	52Psi UMa	3.0040	4400.0	73	26641	No
79	GOM_NL__2PRFIN20070405_060633_00000362057_00034_26641_6963.N1	05-APR-2007 06:06:33	Bright	36.000	87	64Gam UMa	2.4330	11000.	72	26641	No
80	GOM_NL__2PRFIN20070405_060832_00000362057_00034_26641_6964.N1	05-APR-2007 06:08:32	Bright	36.000	36	50Alp UMa	1.8000	6300.0	72	26641	No
81	GOM_NL__2PRFIN20070405_061436_00000402057_00034_26641_6965.N1	05-APR-2007 06:14:36	Bright	40.000	60	7Bet UMi	2.0810	3950.0	80	26641	No
82	GOM_NL__2PRFIN20070405_061637_00000352057_00034_26641_6966.N1	05-APR-2007 06:16:37	Bright	35.000	49	1Alp UMi	1.9900	6300.0	70	26641	No
83	GOM_NL__2PRFIN20070405_062414_00000362057_00034_26641_6967.N1	05-APR-2007 06:24:14	Bright	35.500	89	5Alp Cep	2.4510	8000.0	71	26641	No
84	GOM_NL__2PRFIN20070405_063959_00000462057_00034_26641_6968.N1	05-APR-2007 06:39:59	Tw_i_and_stray	45.500	61	8Eps Peg	2.1000	3900.0	91	26641	No
85	GOM_NL__2PRFIN20070405_064228_00000422057_00034_26641_6969.N1	05-APR-2007 06:42:28	Twilight	41.500	162	34Alp Aqr	2.9440	5350.0	83	26641	No
86	GOM_NL__2PRFIN20070405_064440_00000412057_00034_26641_6970.N1	05-APR-2007 06:44:40	Dark	40.500	154	22Bet Aqr	2.8990	5700.0	81	26641	No
87	GOM_NL__2PRFIN20070405_064712_00000412057_00034_26641_6971.N1	05-APR-2007 06:47:12	Dark	41.000	142	49Del Cap	2.8500	8900.0	82	26641	No
88	GOM_NL__2PRFIN20070405_065929_00000412057_00034_26641_6972.N1	05-APR-2007 06:59:29	Dark	40.500	45	Alp Pav	1.9400	26000.	81	26641	No
89	GOM_NL__2PRFIN20070405_070701_00000382057_00035_26642_6961.N1	05-APR-2007 07:07:01	Dark	38.000	43	Alp TrA	1.9100	4250.0	76	26642	No
90	GOM_NL__2PRFIN20070405_070856_00000402057_00035_26642_6962.N1	05-APR-2007 07:08:56	Dark	40.000	134	Bet TrA	2.8100	6600.0	80	26642	No
91	GOM_NL__2PRFIN20070405_071132_00000452057_00035_26642_6963.N1	05-APR-2007 07:11:32	Straylight	45.000	4	Alp1Cen	-0.010000	5800.0	90	26642	No
92	GOM_NL__2PRFIN20070405_071425_00000442057_00035_26642_6964.N1	05-APR-2007 07:14:25	Straylight	44.000	78	Alp Lup	2.3040	28000.	88	26642	No
93	GOM_NL__2PRFIN20070405_071703_00000412057_00035_26642_6965.N1	05-APR-2007 07:17:03	Straylight	40.500	64	Gam Cen	2.2000	10600.	81	26642	No
94	GOM_NL__2PRFIN20070405_071941_00000442057_00035_26642_6966.N1	05-APR-2007 07:19:41	Straylight	43.500	123	lot Cen	2.7500	10200.	87	26642	No
95	GOM_NL__2PRFIN20070405_072423_00000442057_00035_26642_6967.N1	05-APR-2007 07:24:23	Tw_i_and_stray	44.000	106	9Bet Crv	2.6480	5600.0	88	26642	No
96	GOM_NL__2PRFIN20070405_072618_00000412057_00035_26642_6968.N1	05-APR-2007 07:26:18	Tw_i_and_stray	40.500	100	4Gam Crv	2.5800	13100.	81	26642	No
97	GOM_NL__2PRFIN20070405_073548_00000382057_00035_26642_6969.N1	05-APR-2007 07:35:48	Bright	38.000	62	94Bet Leo	2.1360	9700.0	76	26642	No
98	GOM_NL__2PRFIN20070405_073730_00000352057_00035_26642_6970.N1	05-APR-2007 07:37:30	Bright	35.000	96	68Del Leo	2.5600	9300.0	70	26642	No
99	GOM_NL__2PRFIN20070405_074416_00000372057_00035_26642_6971.N1	05-APR-2007 07:44:16	Bright	36.500	174	52Psi UMa	3.0040	4400.0	73	26642	No
100	GOM_NL__2PRFIN20070405_074709_00000372057_00035_26642_6972.N1	05-APR-2007 07:47:09	Bright	36.500	87	64Gam UMa	2.4330	11000.	73	26642	No
101	GOM_NL__2PRFIN20070405_074908_00000362057_00035_26642_6973.N1	05-APR-2007 07:49:08	Bright	36.000	36	50Alp UMa	1.8000	6300.0	72	26642	No

102	GOM_NL__2PRFIN20070405_075512_000000402057_00035_26642_6974.N1	05-APR-2007 07:55:12	Bright	40.000	60	7Bet UMi	2.0810	3950.0	80	26642	No
103	GOM_NL__2PRFIN20070405_075713_000000342057_00035_26642_6975.N1	05-APR-2007 07:57:13	Bright	33.500	49	1Alp UMi	1.9900	6300.0	67	26642	No
104	GOM_NL__2PRFIN20070405_080450_000000552057_00035_26642_6976.N1	05-APR-2007 08:04:50	Bright	55.000	89	5Alp Cep	2.4510	8000.0	110	26642	No
105	GOM_NL__2PRFIN20070405_082035_000000432057_00035_26642_6977.N1	05-APR-2007 08:20:35	Twilight	42.500	61	8Eps Peg	2.1000	3900.0	85	26642	No
106	GOM_NL__2PRFIN20070405_082305_000000412057_00035_26642_6978.N1	05-APR-2007 08:23:05	Twilight	40.500	162	34Alp Aqr	2.9440	5350.0	81	26642	No
107	GOM_NL__2PRFIN20070405_082516_000000442057_00035_26642_6979.N1	05-APR-2007 08:25:16	Dark	44.000	154	22Bet Aqr	2.8990	5700.0	88	26642	No
108	GOM_NL__2PRFIN20070405_082748_000000412057_00035_26642_6980.N1	05-APR-2007 08:27:48	Dark	40.500	142	49Del Cap	2.8500	8900.0	81	26642	No
109	GOM_NL__2PRFIN20070405_084006_000000402057_00035_26642_6981.N1	05-APR-2007 08:40:06	Dark	39.500	45	Alp Pav	1.9400	26000.	79	26642	No
110	GOM_NL__2PRFIN20070405_084737_000000432057_00036_26643_6973.N1	05-APR-2007 08:47:37	Dark	42.500	43	Alp TrA	1.9100	4250.0	85	26643	No
111	GOM_NL__2PRFIN20070405_084933_000000392057_00036_26643_6974.N1	05-APR-2007 08:49:33	Dark	38.500	134	Bet TrA	2.8100	6600.0	77	26643	No
112	GOM_NL__2PRFIN20070405_085208_000000452057_00036_26643_6975.N1	05-APR-2007 08:52:08	Straylight	45.000	4	Alp1Cen	-0.010000	5800.0	90	26643	No
113	GOM_NL__2PRFIN20070405_085501_000000432057_00036_26643_6976.N1	05-APR-2007 08:55:01	Straylight	43.000	78	Alp Lup	2.3040	28000.	86	26643	No
114	GOM_NL__2PRFIN20070405_085740_000000412057_00036_26643_6977.N1	05-APR-2007 08:57:40	Straylight	40.500	64	Gam Cen	2.2000	10600.	81	26643	No
115	GOM_NL__2PRFIN20070405_090017_000000432057_00036_26643_6978.N1	05-APR-2007 09:00:17	Straylight	43.000	123	lot Cen	2.7500	10200.	86	26643	No
116	GOM_NL__2PRFIN20070405_090459_000000442057_00036_26643_6979.N1	05-APR-2007 09:04:59	Twilight	44.000	106	9Bet Crv	2.6480	5600.0	88	26643	No
117	GOM_NL__2PRFIN20070405_090654_000000392057_00036_26643_6980.N1	05-APR-2007 09:06:54	Twilight	38.500	100	4Gam Crv	2.5800	13100.	77	26643	No
118	GOM_NL__2PRFIN20070405_091624_000000382057_00036_26643_6981.N1	05-APR-2007 09:16:24	Bright	37.500	62	94Bet Leo	2.1360	9700.0	75	26643	No
119	GOM_NL__2PRFIN20070405_091806_000000352057_00036_26643_6982.N1	05-APR-2007 09:18:06	Bright	35.000	96	68Del Leo	2.5600	9300.0	70	26643	No
120	GOM_NL__2PRFIN20070405_092452_000000372057_00036_26643_6983.N1	05-APR-2007 09:24:52	Bright	37.000	174	52Psi UMa	3.0040	4400.0	74	26643	No
121	GOM_NL__2PRFIN20070405_092744_000000372057_00036_26643_6984.N1	05-APR-2007 09:27:44	Bright	37.000	87	64Gam UMa	2.4330	11000.	74	26643	No
122	GOM_NL__2PRFIN20070405_092944_000000362057_00036_26643_6985.N1	05-APR-2007 09:29:44	Bright	35.500	36	50Alp UMa	1.8000	6300.0	71	26643	No
123	GOM_NL__2PRFIN20070405_093547_000000402057_00036_26643_6986.N1	05-APR-2007 09:35:47	Bright	39.500	60	7Bet UMi	2.0810	3950.0	79	26643	No
124	GOM_NL__2PRFIN20070405_093749_000000352057_00036_26643_6987.N1	05-APR-2007 09:37:49	Bright	34.500	49	1Alp UMi	1.9900	6300.0	69	26643	No
125	GOM_NL__2PRFIN20070405_094526_000000372057_00036_26643_6988.N1	05-APR-2007 09:45:26	Bright	37.000	89	5Alp Cep	2.4510	8000.0	74	26643	No
126	GOM_NL__2PRFIN20070405_100112_000000462057_00036_26643_6989.N1	05-APR-2007 10:01:12	Twilight	46.000	61	8Eps Peg	2.1000	3900.0	92	26643	No
127	GOM_NL__2PRFIN20070405_100341_000000422057_00036_26643_6990.N1	05-APR-2007 10:03:41	Twilight	41.500	162	34Alp Aqr	2.9440	5350.0	83	26643	No
128	GOM_NL__2PRFIN20070405_100553_000000452057_00036_26643_6991.N1	05-APR-2007 10:05:53	Dark	44.500	154	22Bet Aqr	2.8990	5700.0	89	26643	No
129	GOM_NL__2PRFIN20070405_100824_000000412057_00036_26643_6992.N1	05-APR-2007 10:08:24	Dark	40.500	142	49Del Cap	2.8500	8900.0	81	26643	No
130	GOM_NL__2PRFIN20070405_102042_000000392057_00036_26643_6993.N1	05-APR-2007 10:20:42	Dark	39.000	45	Alp Pav	1.9400	26000.	78	26643	No
131	GOM_NL__2PRFIN20070405_102814_000000472057_00037_26644_6998.N1	05-APR-2007 10:28:14	Dark	46.500	43	Alp TrA	1.9100	4250.0	93	26644	No
132	GOM_NL__2PRFIN20070405_103009_000000392057_00037_26644_6999.N1	05-APR-2007 10:30:09	Dark	39.000	134	Bet TrA	2.8100	6600.0	78	26644	No
133	GOM_NL__2PRFIN20070405_103245_000000522057_00037_26644_7000.N1	05-APR-2007 10:32:45	Straylight	51.500	4	Alp1Cen	-0.010000	5800.0	103	26644	No
134	GOM_NL__2PRFIN20070405_103538_000000432057_00037_26644_7001.N1	05-APR-2007 10:35:38	Straylight	42.500	78	Alp Lup	2.3040	28000.	85	26644	No
135	GOM_NL__2PRFIN20070405_103816_000000382057_00037_26644_7002.N1	05-APR-2007 10:38:16	Straylight	38.000	64	Gam Cen	2.2000	10600.	76	26644	No
136	GOM_NL__2PRFIN20070405_104054_000000422057_00037_26644_7003.N1	05-APR-2007 10:40:54	Straylight	42.000	123	lot Cen	2.7500	10200.	84	26644	No
137	GOM_NL__2PRFIN20070405_104535_000000452057_00037_26644_7004.N1	05-APR-2007 10:45:35	Twilight	44.500	106	9Bet Crv	2.6480	5600.0	89	26644	No
138	GOM_NL__2PRFIN20070405_104730_000000402057_00037_26644_7005.N1	05-APR-2007 10:47:30	Twilight	40.000	100	4Gam Crv	2.5800	13100.	80	26644	No
139	GOM_NL__2PRFIN20070405_105700_000000382057_00037_26644_7006.N1	05-APR-2007 10:57:00	Bright	38.000	62	94Bet Leo	2.1360	9700.0	76	26644	No
140	GOM_NL__2PRFIN20070405_105842_000000362057_00037_26644_7007.N1	05-APR-2007 10:58:42	Bright	35.500	96	68Del Leo	2.5600	9300.0	71	26644	No
141	GOM_NL__2PRFIN20070405_110528_000000372057_00037_26644_7008.N1	05-APR-2007 11:05:28	Bright	36.500	174	52Psi UMa	3.0040	4400.0	73	26644	No
142	GOM_NL__2PRFIN20070405_110820_000000372057_00037_26644_7009.N1	05-APR-2007 11:08:20	Bright	37.000	87	64Gam UMa	2.4330	11000.	74	26644	No
143	GOM_NL__2PRFIN20070405_111019_000000382057_00037_26644_7010.N1	05-APR-2007 11:10:19	Bright	37.500	36	50Alp UMa	1.8000	6300.0	75	26644	No
144	GOM_NL__2PRFIN20070405_111623_000000402057_00037_26644_7011.N1	05-APR-2007 11:16:23	Bright	40.000	60	7Bet UMi	2.0810	3950.0	80	26644	No
145	GOM_NL__2PRFIN20070405_111824_000000342057_00037_26644_7012.N1	05-APR-2007 11:18:24	Bright	34.000	49	1Alp UMi	1.9900	6300.0	68	26644	No
146	GOM_NL__2PRFIN20070405_112602_000000362057_00037_26644_7013.N1	05-APR-2007 11:26:02	Bright	36.000	89	5Alp Cep	2.4510	8000.0	72	26644	No
147	GOM_NL__2PRFIN20070405_114148_000000452057_00037_26644_7014.N1	05-APR-2007 11:41:48	Twilight	44.500	61	8Eps Peg	2.1000	3900.0	89	26644	No
148	GOM_NL__2PRFIN20070405_114417_000000402057_00037_26644_7015.N1	05-APR-2007 11:44:17	Twilight	39.500	162	34Alp Aqr	2.9440	5350.0	79	26644	No
149	GOM_NL__2PRFIN20070405_114629_000000462057_00037_26644_7016.N1	05-APR-2007 11:46:29	Dark	45.500	154	22Bet Aqr	2.8990	5700.0	91	26644	No
150	GOM_NL__2PRFIN20070405_114900_000000422057_00037_26644_7017.N1	05-APR-2007 11:49:00	Dark	41.500	142	49Del Cap	2.8500	8900.0	83	26644	No
151	GOM_NL__2PRFIN20070405_120118_000000392057_00037_26644_7018.N1	05-APR-2007 12:01:18	Dark	38.500	45	Alp Pav	1.9400	26000.	77	26644	No
152	GOM_NL__2PRFIN20070405_120850_000000412057_00038_26645_7009.N1	05-APR-2007 12:08:50	Dark	41.000	43	Alp TrA	1.9100	4250.0	82	26645	No
153	GOM_NL__2PRFIN20070405_121046_000000392057_00038_26645_7010.N1	05-APR-2007 12:10:46	Dark	38.500	134	Bet TrA	2.8100	6600.0	77	26645	No
154	GOM_NL__2PRFIN20070405_121321_000000522057_00038_26645_7011.N1	05-APR-2007 12:13:21	Straylight	51.500	4	Alp1Cen	-0.010000	5800.0	103	26645	No
155	GOM_NL__2PRFIN20070405_121614_000000452057_00038_26645_7012.N1	05-APR-2007 12:16:14	Straylight	44.500	78	Alp Lup	2.3040	28000.	89	26645	No
156	GOM_NL__2PRFIN20070405_121852_000000382057_00038_26645_7013.N1	05-APR-2007 12:18:52	Straylight	37.500	64	Gam Cen	2.2000	10600.	75	26645	No
157	GOM_NL__2PRFIN20070405_122130_000000422057_00038_26645_7014.N1	05-APR-2007 12:21:30	Straylight	42.000	123	lot Cen	2.7500	10200.	84	26645	No
158	GOM_NL__2PRFIN20070405_122611_000000432057_00038_26645_7015.N1	05-APR-2007 12:26:11	Twilight	42.500	106	9Bet Crv	2.6480	5600.0	85	26645	No
159	GOM_NL__2PRFIN20070405_122806_000000402057_00038_26645_7016.N1	05-APR-2007 12:28:06	Twilight	40.000	100	4Gam Crv	2.5800	13100.	80	26645	No
160	GOM_NL__2PRFIN20070405_123736_000000372057_00038_26645_7017.N1	05-APR-2007 12:37:36	Bright	36.500	62	94Bet Leo	2.1360	9700.0	73	26645	No

161	GOM_NL__2PRFIN20070405_123918_000000362057_00038_26645_7018.N1	05-APR-2007 12:39:18	Bright	36.000	96	68Del Leo	2.5600	9300.0	72	26645	No
162	GOM_NL__2PRFIN20070405_124604_000000372057_00038_26645_7019.N1	05-APR-2007 12:46:04	Bright	37.000	174	52Psi UMa	3.0040	4400.0	74	26645	No
163	GOM_NL__2PRFIN20070405_124856_000000372057_00038_26645_7020.N1	05-APR-2007 12:48:56	Bright	37.000	87	64Gam UMa	2.4330	11000.	74	26645	No
164	GOM_NL__2PRFIN20070405_125055_000000372057_00038_26645_7021.N1	05-APR-2007 12:50:55	Bright	37.000	36	50Alp UMa	1.8000	6300.0	74	26645	No
165	GOM_NL__2PRFIN20070405_125658_000000402057_00038_26645_7022.N1	05-APR-2007 12:56:58	Bright	39.500	60	7Bet UMi	2.0810	3950.0	79	26645	No
166	GOM_NL__2PRFIN20070405_125900_000000352057_00038_26645_7023.N1	05-APR-2007 12:59:00	Bright	35.000	49	1Alp UMi	1.9900	6300.0	70	26645	No
167	GOM_NL__2PRFIN20070405_130638_000000362057_00038_26645_7024.N1	05-APR-2007 13:06:38	Bright	35.500	89	5Alp Cep	2.4510	8000.0	71	26645	No
168	GOM_NL__2PRFIN20070405_132224_000000442057_00038_26645_7025.N1	05-APR-2007 13:22:24	Twilight	43.500	61	8Eps Peg	2.1000	3900.0	87	26645	No
169	GOM_NL__2PRFIN20070405_132453_000000442057_00038_26645_7026.N1	05-APR-2007 13:24:53	Twilight	44.000	162	34Alp Aqr	2.9440	5350.0	88	26645	No
170	GOM_NL__2PRFIN20070405_132705_000000442057_00038_26645_7027.N1	05-APR-2007 13:27:05	Dark	44.000	154	22Bet Aqr	2.8990	5700.0	88	26645	No
171	GOM_NL__2PRFIN20070405_132937_000000422057_00038_26645_7028.N1	05-APR-2007 13:29:37	Dark	42.000	142	49Del Cap	2.8500	8900.0	84	26645	No
172	GOM_NL__2PRFIN20070405_134155_000000402057_00038_26645_7029.N1	05-APR-2007 13:41:55	Dark	40.000	45	Alp Pav	1.9400	26000.	80	26645	No
173	GOM_NL__2PRFIN20070405_134926_000000492057_00039_26646_7036.N1	05-APR-2007 13:49:26	Dark	48.500	43	Alp TrA	1.9100	4250.0	97	26646	No
174	GOM_NL__2PRFIN20070405_135122_000000402057_00039_26646_7037.N1	05-APR-2007 13:51:22	Dark	40.000	134	Bet TrA	2.8100	6600.0	80	26646	No
175	GOM_NL__2PRFIN20070405_135357_000000532057_00039_26646_7038.N1	05-APR-2007 13:53:57	Straylight	52.500	4	Alp1Cen	-0.010000	5800.0	105	26646	No
176	GOM_NL__2PRFIN20070405_135651_000000422057_00039_26646_7039.N1	05-APR-2007 13:56:51	Straylight	42.000	78	Alp Lup	2.3040	28000.	84	26646	No
177	GOM_NL__2PRFIN20070405_135928_000000412057_00039_26646_7040.N1	05-APR-2007 13:59:28	Straylight	40.500	64	Gam Cen	2.2000	10600.	81	26646	No
178	GOM_NL__2PRFIN20070405_140206_000000412057_00039_26646_7041.N1	05-APR-2007 14:02:06	Straylight	40.500	123	lot Cen	2.7500	10200.	81	26646	No
179	GOM_NL__2PRFIN20070405_140647_000000442057_00039_26646_7042.N1	05-APR-2007 14:06:47	Twilight	43.500	106	9Bet Crv	2.6480	5600.0	87	26646	No
180	GOM_NL__2PRFIN20070405_140842_000000422057_00039_26646_7043.N1	05-APR-2007 14:08:42	Twilight	42.000	100	4Gam Crv	2.5800	13100.	84	26646	No
181	GOM_NL__2PRFIN20070405_141812_000000372057_00039_26646_7044.N1	05-APR-2007 14:18:12	Bright	37.000	62	94Bet Leo	2.1360	9700.0	74	26646	No
182	GOM_NL__2PRFIN20070405_141954_000000362057_00039_26646_7045.N1	05-APR-2007 14:19:54	Bright	36.000	96	68Del Leo	2.5600	9300.0	72	26646	No
183	GOM_NL__2PRFIN20070405_142640_000000342057_00039_26646_7046.N1	05-APR-2007 14:26:40	Bright	33.500	174	52Psi UMa	3.0040	4400.0	67	26646	No
184	GOM_NL__2PRFIN20070405_142932_000000382057_00039_26646_7047.N1	05-APR-2007 14:29:32	Bright	38.000	87	64Gam UMa	2.4330	11000.	76	26646	No
185	GOM_NL__2PRFIN20070405_143131_000000382057_00039_26646_7048.N1	05-APR-2007 14:31:31	Bright	38.000	36	50Alp UMa	1.8000	6300.0	76	26646	No
186	GOM_NL__2PRFIN20070405_143734_000000392057_00039_26646_7049.N1	05-APR-2007 14:37:34	Bright	39.000	60	7Bet UMi	2.0810	3950.0	78	26646	No
187	GOM_NL__2PRFIN20070405_143936_000000352057_00039_26646_7050.N1	05-APR-2007 14:39:36	Bright	35.000	49	1Alp UMi	1.9900	6300.0	70	26646	No
188	GOM_NL__2PRFIN20070405_144714_000000552057_00039_26646_7051.N1	05-APR-2007 14:47:14	Bright	55.000	89	5Alp Cep	2.4510	8000.0	110	26646	No
189	GOM_NL__2PRFIN20070405_150300_000000452057_00039_26646_7052.N1	05-APR-2007 15:03:00	Twilight	45.000	61	8Eps Peg	2.1000	3900.0	90	26646	No
190	GOM_NL__2PRFIN20070405_150529_000000432057_00039_26646_7053.N1	05-APR-2007 15:05:29	Twilight	43.000	162	34Alp Aqr	2.9440	5350.0	86	26646	No
191	GOM_NL__2PRFIN20070405_150742_000000452057_00039_26646_7054.N1	05-APR-2007 15:07:42	Dark	45.000	154	22Bet Aqr	2.8990	5700.0	90	26646	No
192	GOM_NL__2PRFIN20070405_151013_000000412057_00039_26646_7055.N1	05-APR-2007 15:10:13	Dark	41.000	142	49Del Cap	2.8500	8900.0	82	26646	No
193	GOM_NL__2PRFIN20070405_152231_000000452057_00039_26646_7056.N1	05-APR-2007 15:22:31	Dark	44.500	45	Alp Pav	1.9400	26000.	89	26646	No
194	GOM_NL__2PRFIN20070405_153003_000000492057_00040_26647_7059.N1	05-APR-2007 15:30:03	Dark	49.000	43	Alp TrA	1.9100	4250.0	98	26647	No
195	GOM_NL__2PRFIN20070405_153159_000000392057_00040_26647_7060.N1	05-APR-2007 15:31:59	Dark	39.000	134	Bet TrA	2.8100	6600.0	78	26647	No
196	GOM_NL__2PRFIN20070405_153434_000000522057_00040_26647_7061.N1	05-APR-2007 15:34:34	Straylight	51.500	4	Alp1Cen	-0.010000	5800.0	103	26647	No
197	GOM_NL__2PRFIN20070405_153727_000000452057_00040_26647_7062.N1	05-APR-2007 15:37:27	Straylight	45.000	78	Alp Lup	2.3040	28000.	90	26647	No
198	GOM_NL__2PRFIN20070405_154004_000000382057_00040_26647_7063.N1	05-APR-2007 15:40:04	Straylight	38.000	64	Gam Cen	2.2000	10600.	76	26647	No
199	GOM_NL__2PRFIN20070405_154242_000000442057_00040_26647_7064.N1	05-APR-2007 15:42:42	Straylight	44.000	123	lot Cen	2.7500	10200.	88	26647	No
200	GOM_NL__2PRFIN20070405_154723_000000442057_00040_26647_7065.N1	05-APR-2007 15:47:23	Twilight	44.000	106	9Bet Crv	2.6480	5600.0	88	26647	No
201	GOM_NL__2PRFIN20070405_154918_000000412057_00040_26647_7066.N1	05-APR-2007 15:49:18	Twilight	40.500	100	4Gam Crv	2.5800	13100.	81	26647	No
202	GOM_NL__2PRFIN20070405_155848_000000372057_00040_26647_7067.N1	05-APR-2007 15:58:48	Bright	36.500	62	94Bet Leo	2.1360	9700.0	73	26647	No
203	GOM_NL__2PRFIN20070405_160030_000000362057_00040_26647_7068.N1	05-APR-2007 16:00:30	Bright	35.500	96	68Del Leo	2.5600	9300.0	71	26647	No
204	GOM_NL__2PRFIN20070405_160716_000000372057_00040_26647_7069.N1	05-APR-2007 16:07:16	Bright	37.000	174	52Psi UMa	3.0040	4400.0	74	26647	No
205	GOM_NL__2PRFIN20070405_161007_000000372057_00040_26647_7070.N1	05-APR-2007 16:10:07	Bright	36.500	87	64Gam UMa	2.4330	11000.	73	26647	No
206	GOM_NL__2PRFIN20070405_161207_000000362057_00040_26647_7071.N1	05-APR-2007 16:12:07	Bright	35.500	36	50Alp UMa	1.8000	6300.0	71	26647	No
207	GOM_NL__2PRFIN20070405_161810_000000392057_00040_26647_7072.N1	05-APR-2007 16:18:10	Bright	38.500	60	7Bet UMi	2.0810	3950.0	77	26647	No
208	GOM_NL__2PRFIN20070405_162012_000000362057_00040_26647_7073.N1	05-APR-2007 16:20:12	Bright	36.000	49	1Alp UMi	1.9900	6300.0	72	26647	No
209	GOM_NL__2PRFIN20070405_162749_000000352057_00040_26647_7074.N1	05-APR-2007 16:27:49	Bright	35.000	89	5Alp Cep	2.4510	8000.0	70	26647	No
210	GOM_NL__2PRFIN20070405_164336_000000452057_00040_26647_7075.N1	05-APR-2007 16:43:36	Twilight	44.500	61	8Eps Peg	2.1000	3900.0	89	26647	No
211	GOM_NL__2PRFIN20070405_164605_000000432057_00040_26647_7076.N1	05-APR-2007 16:46:05	Twilight	42.500	162	34Alp Aqr	2.9440	5350.0	85	26647	No
212	GOM_NL__2PRFIN20070405_164818_000000422057_00040_26647_7077.N1	05-APR-2007 16:48:18	Dark	42.000	154	22Bet Aqr	2.8990	5700.0	84	26647	No
213	GOM_NL__2PRFIN20070405_165049_000000402057_00040_26647_7078.N1	05-APR-2007 16:50:49	Dark	40.000	142	49Del Cap	2.8500	8900.0	80	26647	No
214	GOM_NL__2PRFIN20070405_170307_000000392057_00040_26647_7079.N1	05-APR-2007 17:03:07	Dark	38.500	45	Alp Pav	1.9400	26000.	77	26647	No
215	GOM_NL__2PRFIN20070405_171039_000000402057_00041_26648_7070.N1	05-APR-2007 17:10:39	Dark	39.500	43	Alp TrA	1.9100	4250.0	79	26648	No
216	GOM_NL__2PRFIN20070405_171235_000000392057_00041_26648_7071.N1	05-APR-2007 17:12:35	Dark	38.500	134	Bet TrA	2.8100	6600.0	77	26648	No
217	GOM_NL__2PRFIN20070405_171510_000000532057_00041_26648_7072.N1	05-APR-2007 17:15:10	Straylight	53.000	4	Alp1Cen	-0.010000	5800.0	106	26648	No
218	GOM_NL__2PRFIN20070405_171804_000000432057_00041_26648_7073.N1	05-APR-2007 17:18:04	Straylight	42.500	78	Alp Lup	2.3040	28000.	85	26648	No
219	GOM_NL__2PRFIN20070405_172041_000000372057_00041_26648_7074.N1	05-APR-2007 17:20:41	Straylight	36.500	64	Gam Cen	2.2000	10600.	73	26648	No

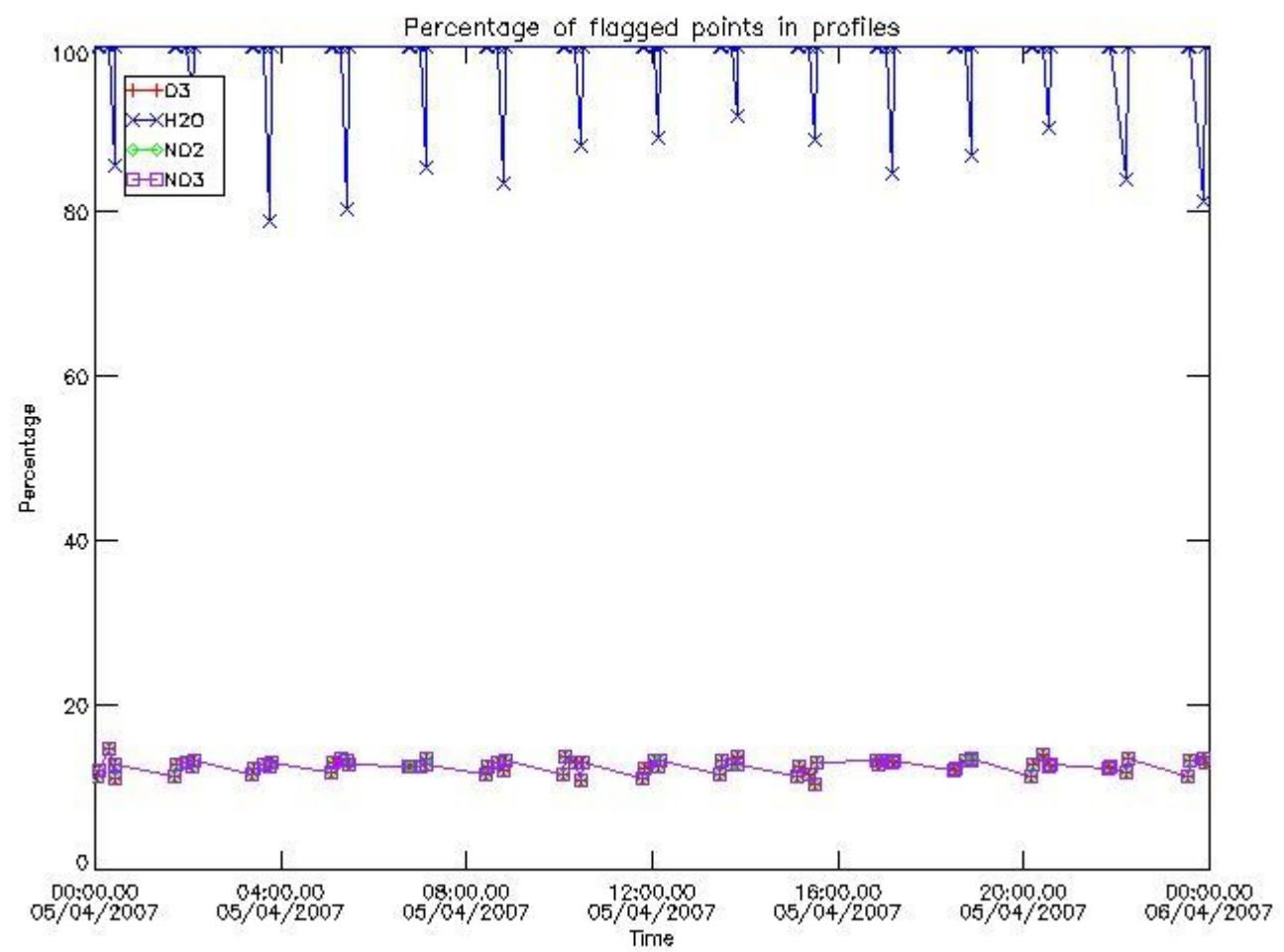
220	GOM_NL__2PRFIN20070405_172319_000000412057_00041_26648_7075.N1	05-APR-2007 17:23:19	Straylight	41.000	123	lot Cen	2.7500	10200.	82	26648	No
221	GOM_NL__2PRFIN20070405_172800_000000432057_00041_26648_7076.N1	05-APR-2007 17:28:00	Tw_i_and_stray	43.000	106	9Bet Crv	2.6480	5600.0	86	26648	No
222	GOM_NL__2PRFIN20070405_172954_000000422057_00041_26648_7077.N1	05-APR-2007 17:29:54	Tw_i_and_stray	42.000	100	4Gam Crv	2.5800	13100.	84	26648	No
223	GOM_NL__2PRFIN20070405_173924_000000372057_00041_26648_7078.N1	05-APR-2007 17:39:24	Bright	37.000	62	94Bet Leo	2.1360	9700.0	74	26648	No
224	GOM_NL__2PRFIN20070405_174106_000000352057_00041_26648_7079.N1	05-APR-2007 17:41:06	Bright	35.000	96	68Del Leo	2.5600	9300.0	70	26648	No
225	GOM_NL__2PRFIN20070405_174752_000000372057_00041_26648_7080.N1	05-APR-2007 17:47:52	Bright	36.500	174	52Psi UMa	3.0040	4400.0	73	26648	No
226	GOM_NL__2PRFIN20070405_175043_000000362057_00041_26648_7081.N1	05-APR-2007 17:50:43	Bright	36.000	87	64Gam UMa	2.4330	11000.	72	26648	No
227	GOM_NL__2PRFIN20070405_175243_000000352057_00041_26648_7082.N1	05-APR-2007 17:52:43	Bright	34.500	36	50Alp UMa	1.8000	6300.0	69	26648	No
228	GOM_NL__2PRFIN20070405_175846_000000392057_00041_26648_7083.N1	05-APR-2007 17:58:46	Bright	39.000	60	7Bet UMi	2.0810	3950.0	78	26648	No
229	GOM_NL__2PRFIN20070405_180048_000000352057_00041_26648_7084.N1	05-APR-2007 18:00:48	Bright	34.500	49	1Alp UMi	1.9900	6300.0	69	26648	No
230	GOM_NL__2PRFIN20070405_180825_000000352057_00041_26648_7085.N1	05-APR-2007 18:08:25	Bright	35.000	89	5Alp Cep	2.4510	8000.0	70	26648	No
231	GOM_NL__2PRFIN20070405_182413_000000462057_00041_26648_7086.N1	05-APR-2007 18:24:13	Tw_i_and_stray	46.000	61	8Eps Peg	2.1000	3900.0	92	26648	No
232	GOM_NL__2PRFIN20070405_182642_000000422057_00041_26648_7087.N1	05-APR-2007 18:26:42	Twilight	42.000	162	34Alp Aqr	2.9440	5350.0	84	26648	No
233	GOM_NL__2PRFIN20070405_182855_000000422057_00041_26648_7088.N1	05-APR-2007 18:28:55	Dark	42.000	154	22Bet Aqr	2.8990	5700.0	84	26648	No
234	GOM_NL__2PRFIN20070405_183126_000000422057_00041_26648_7089.N1	05-APR-2007 18:31:26	Dark	41.500	142	49Del Cap	2.8500	8900.0	83	26648	No
235	GOM_NL__2PRFIN20070405_184344_000000392057_00041_26648_7090.N1	05-APR-2007 18:43:44	Dark	38.500	45	Alp Pav	1.9400	26000.	77	26648	No
236	GOM_NL__2PRFIN20070405_185116_000000392057_00042_26649_7092.N1	05-APR-2007 18:51:16	Dark	38.500	43	Alp TrA	1.9100	4250.0	77	26649	No
237	GOM_NL__2PRFIN20070405_185312_000000382057_00042_26649_7093.N1	05-APR-2007 18:53:12	Dark	38.000	134	Bet TrA	2.8100	6600.0	76	26649	No
238	GOM_NL__2PRFIN20070405_185547_000000522057_00042_26649_7094.N1	05-APR-2007 18:55:47	Straylight	52.000	4	Alp1Cen	-0.010000	5800.0	104	26649	No
239	GOM_NL__2PRFIN20070405_185841_000000462057_00042_26649_7095.N1	05-APR-2007 18:58:41	Straylight	46.000	78	Alp Lup	2.3040	28000.	92	26649	No
240	GOM_NL__2PRFIN20070405_190117_000000402057_00042_26649_7096.N1	05-APR-2007 19:01:17	Straylight	39.500	64	Gam Cen	2.2000	10600.	79	26649	No
241	GOM_NL__2PRFIN20070405_190355_000000432057_00042_26649_7097.N1	05-APR-2007 19:03:55	Straylight	42.500	123	lot Cen	2.7500	10200.	85	26649	No
242	GOM_NL__2PRFIN20070405_190836_000000442057_00042_26649_7098.N1	05-APR-2007 19:08:36	Tw_i_and_stray	43.500	106	9Bet Crv	2.6480	5600.0	87	26649	No
243	GOM_NL__2PRFIN20070405_191031_000000422057_00042_26649_7099.N1	05-APR-2007 19:10:31	Tw_i_and_stray	42.000	100	4Gam Crv	2.5800	13100.	84	26649	No
244	GOM_NL__2PRFIN20070405_192000_000000382057_00042_26649_7100.N1	05-APR-2007 19:20:00	Bright	37.500	62	94Bet Leo	2.1360	9700.0	75	26649	No
245	GOM_NL__2PRFIN20070405_192142_000000362057_00042_26649_7101.N1	05-APR-2007 19:21:42	Bright	36.000	96	68Del Leo	2.5600	9300.0	72	26649	No
246	GOM_NL__2PRFIN20070405_192828_000000352057_00042_26649_7102.N1	05-APR-2007 19:28:28	Bright	35.000	174	52Psi UMa	3.0040	4400.0	70	26649	No
247	GOM_NL__2PRFIN20070405_193119_000000352057_00042_26649_7103.N1	05-APR-2007 19:31:19	Bright	35.000	87	64Gam UMa	2.4330	11000.	70	26649	No
248	GOM_NL__2PRFIN20070405_193319_000000522057_00042_26649_7104.N1	05-APR-2007 19:33:19	Bright	52.000	36	50Alp UMa	1.8000	6300.0	104	26649	No
249	GOM_NL__2PRFIN20070405_193921_000000402057_00042_26649_7105.N1	05-APR-2007 19:39:21	Bright	39.500	60	7Bet UMi	2.0810	3950.0	79	26649	No
250	GOM_NL__2PRFIN20070405_194124_000000362057_00042_26649_7106.N1	05-APR-2007 19:41:24	Bright	35.500	49	1Alp UMi	1.9900	6300.0	71	26649	No
251	GOM_NL__2PRFIN20070405_194901_000000522057_00042_26649_7107.N1	05-APR-2007 19:49:01	Bright	52.000	89	5Alp Cep	2.4510	8000.0	104	26649	No
252	GOM_NL__2PRFIN20070405_200449_000000462057_00042_26649_7108.N1	05-APR-2007 20:04:49	Tw_i_and_stray	45.500	61	8Eps Peg	2.1000	3900.0	91	26649	No
253	GOM_NL__2PRFIN20070405_200718_000000422057_00042_26649_7109.N1	05-APR-2007 20:07:18	Twilight	42.000	162	34Alp Aqr	2.9440	5350.0	84	26649	No
254	GOM_NL__2PRFIN20070405_200931_000000452057_00042_26649_7110.N1	05-APR-2007 20:09:31	Dark	45.000	154	22Bet Aqr	2.8990	5700.0	90	26649	No
255	GOM_NL__2PRFIN20070405_201202_000000402057_00042_26649_7111.N1	05-APR-2007 20:12:02	Dark	40.000	142	49Del Cap	2.8500	8900.0	80	26649	No
256	GOM_NL__2PRFIN20070405_202420_000000372057_00042_26649_7112.N1	05-APR-2007 20:24:20	Dark	36.500	45	Alp Pav	1.9400	26000.	73	26649	No
257	GOM_NL__2PRFIN20070405_203152_000000412057_00043_26650_7107.N1	05-APR-2007 20:31:52	Dark	41.000	43	Alp TrA	1.9100	4250.0	82	26650	No
258	GOM_NL__2PRFIN20070405_203348_000000402057_00043_26650_7108.N1	05-APR-2007 20:33:48	Dark	40.000	134	Bet TrA	2.8100	6600.0	80	26650	No
259	GOM_NL__2PRFIN20070405_203623_000000522057_00043_26650_7109.N1	05-APR-2007 20:36:23	Straylight	52.000	4	Alp1Cen	-0.010000	5800.0	104	26650	No
260	GOM_NL__2PRFIN20070405_203917_000000452057_00043_26650_7110.N1	05-APR-2007 20:39:17	Straylight	44.500	78	Alp Lup	2.3040	28000.	89	26650	No
261	GOM_NL__2PRFIN20070405_204153_000000412057_00043_26650_7111.N1	05-APR-2007 20:41:53	Straylight	41.000	64	Gam Cen	2.2000	10600.	82	26650	No
262	GOM_NL__2PRFIN20070405_204431_000000412057_00043_26650_7112.N1	05-APR-2007 20:44:31	Straylight	40.500	123	lot Cen	2.7500	10200.	81	26650	No
263	GOM_NL__2PRFIN20070405_204912_000000422057_00043_26650_7113.N1	05-APR-2007 20:49:12	Tw_i_and_stray	42.000	106	9Bet Crv	2.6480	5600.0	84	26650	No
264	GOM_NL__2PRFIN20070405_205107_000000402057_00043_26650_7114.N1	05-APR-2007 20:51:07	Tw_i_and_stray	40.000	100	4Gam Crv	2.5800	13100.	80	26650	No
265	GOM_NL__2PRFIN20070405_210036_000000382057_00043_26650_7115.N1	05-APR-2007 21:00:36	Bright	37.500	62	94Bet Leo	2.1360	9700.0	75	26650	No
266	GOM_NL__2PRFIN20070405_210218_000000352057_00043_26650_7116.N1	05-APR-2007 21:02:18	Bright	35.000	96	68Del Leo	2.5600	9300.0	70	26650	No
267	GOM_NL__2PRFIN20070405_210904_000000372057_00043_26650_7117.N1	05-APR-2007 21:09:04	Bright	37.000	174	52Psi UMa	3.0040	4400.0	74	26650	No
268	GOM_NL__2PRFIN20070405_211155_000000532057_00043_26650_7118.N1	05-APR-2007 21:11:55	Bright	53.000	87	64Gam UMa	2.4330	11000.	106	26650	No
269	GOM_NL__2PRFIN20070405_211355_000000382057_00043_26650_7119.N1	05-APR-2007 21:13:55	Bright	37.500	36	50Alp UMa	1.8000	6300.0	75	26650	No
270	GOM_NL__2PRFIN20070405_211957_000000392057_00043_26650_7120.N1	05-APR-2007 21:19:57	Bright	38.500	60	7Bet UMi	2.0810	3950.0	77	26650	No
271	GOM_NL__2PRFIN20070405_212200_000000362057_00043_26650_7121.N1	05-APR-2007 21:22:00	Bright	35.500	49	1Alp UMi	1.9900	6300.0	71	26650	No
272	GOM_NL__2PRFIN20070405_212937_000000372057_00043_26650_7122.N1	05-APR-2007 21:29:37	Bright	37.000	89	5Alp Cep	2.4510	8000.0	74	26650	No
273	GOM_NL__2PRFIN20070405_214526_000000472057_00043_26650_7123.N1	05-APR-2007 21:45:26	Tw_i_and_stray	46.500	61	8Eps Peg	2.1000	3900.0	93	26650	No
274	GOM_NL__2PRFIN20070405_214754_000000432057_00043_26650_7124.N1	05-APR-2007 21:47:54	Twilight	42.500	162	34Alp Aqr	2.9440	5350.0	85	26650	No
275	GOM_NL__2PRFIN20070405_215007_000000422057_00043_26650_7125.N1	05-APR-2007 21:50:07	Dark	41.500	154	22Bet Aqr	2.8990	5700.0	83	26650	No
276	GOM_NL__2PRFIN20070405_215239_000000412057_00043_26650_7126.N1	05-APR-2007 21:52:39	Dark	41.000	142	49Del Cap	2.8500	8900.0	82	26650	No
277	GOM_NL__2PRFIN20070405_221228_000000442057_00044_26651_7126.N1	05-APR-2007 22:12:28	Dark	43.500	43	Alp TrA	1.9100	4250.0	87	26651	No
278	GOM_NL__2PRFIN20070405_221424_000000382057_00044_26651_7127.N1	05-APR-2007 22:14:24	Dark	38.000	134	Bet TrA	2.8100	6600.0	76	26651	No

279	GOM_NL__2PRFIN20070405_221659_000000522057_00044_26651_7128.N1	05-APR-2007 22:16:59	Straylight	51.500	4	Alp1Cen	-0.010000	5800.0	103	26651	No
280	GOM_NL__2PRFIN20070405_221953_000000432057_00044_26651_7129.N1	05-APR-2007 22:19:53	Straylight	43.000	78	Alp Lup	2.3040	28000.	86	26651	No
281	GOM_NL__2PRFIN20070405_222229_000000412057_00044_26651_7130.N1	05-APR-2007 22:22:29	Straylight	41.000	64	Gam Cen	2.2000	10600.	82	26651	No
282	GOM_NL__2PRFIN20070405_222508_000000422057_00044_26651_7131.N1	05-APR-2007 22:25:08	Straylight	42.000	123	lot Cen	2.7500	10200.	84	26651	No
283	GOM_NL__2PRFIN20070405_222948_000000432057_00044_26651_7132.N1	05-APR-2007 22:29:48	Tw_i_and_stray	42.500	106	9Bet Crv	2.6480	5600.0	85	26651	No
284	GOM_NL__2PRFIN20070405_223143_000000412057_00044_26651_7133.N1	05-APR-2007 22:31:43	Tw_i_and_stray	41.000	100	4Gam Crv	2.5800	13100.	82	26651	No
285	GOM_NL__2PRFIN20070405_224111_000000372057_00044_26651_7134.N1	05-APR-2007 22:41:11	Bright	37.000	62	94Bet Leo	2.1360	9700.0	74	26651	No
286	GOM_NL__2PRFIN20070405_224254_000000352057_00044_26651_7135.N1	05-APR-2007 22:42:54	Bright	35.000	96	68Del Leo	2.5600	9300.0	70	26651	No
287	GOM_NL__2PRFIN20070405_224939_000000352057_00044_26651_7136.N1	05-APR-2007 22:49:39	Bright	34.500	174	52Psi UMa	3.0040	4400.0	69	26651	No
288	GOM_NL__2PRFIN20070405_225231_000000382057_00044_26651_7137.N1	05-APR-2007 22:52:31	Bright	37.500	87	64Gam UMa	2.4330	11000.	75	26651	No
289	GOM_NL__2PRFIN20070405_225431_000000362057_00044_26651_7138.N1	05-APR-2007 22:54:31	Bright	35.500	36	50Alp UMa	1.8000	6300.0	71	26651	No
290	GOM_NL__2PRFIN20070405_230032_000000362057_00044_26651_7139.N1	05-APR-2007 23:00:32	Bright	35.500	60	7Bet UMi	2.0810	3950.0	71	26651	No
291	GOM_NL__2PRFIN20070405_230236_000000342057_00044_26651_7140.N1	05-APR-2007 23:02:36	Bright	34.000	49	1Alp UMi	1.9900	6300.0	68	26651	No
292	GOM_NL__2PRFIN20070405_231013_000000382057_00044_26651_7141.N1	05-APR-2007 23:10:13	Bright	37.500	89	5Alp Cep	2.4510	8000.0	75	26651	No
293	GOM_NL__2PRFIN20070405_232602_000000462057_00044_26651_7142.N1	05-APR-2007 23:26:02	Tw_i_and_stray	45.500	61	8Eps Peg	2.1000	3900.0	91	26651	No
294	GOM_NL__2PRFIN20070405_232830_000000432057_00044_26651_7143.N1	05-APR-2007 23:28:30	Twilight	42.500	162	34Alp Aqr	2.9440	5350.0	85	26651	No
295	GOM_NL__2PRFIN20070405_233044_000000452057_00044_26651_7144.N1	05-APR-2007 23:30:44	Dark	45.000	154	22Bet Aqr	2.8990	5700.0	90	26651	No
296	GOM_NL__2PRFIN20070405_233315_000000432057_00044_26651_7145.N1	05-APR-2007 23:33:15	Dark	42.500	142	49Del Cap	2.8500	8900.0	85	26651	No
297	GOM_NL__2PRFIN20070405_235304_000000382057_00045_26652_7141.N1	05-APR-2007 23:53:04	Dark	37.500	43	Alp TrA	1.9100	4250.0	75	26652	No
298	GOM_NL__2PRFIN20070405_235501_000000402057_00045_26652_7142.N1	05-APR-2007 23:55:01	Dark	39.500	134	Bet TrA	2.8100	6600.0	79	26652	No
299	GOM_NL__2PRFIN20070405_235736_000000452057_00045_26652_7143.N1	05-APR-2007 23:57:36	Straylight	45.000	4	Alp1Cen	-0.010000	5800.0	90	26652	No

### 3. Quality information per product

In this section it is plotted some information contained in the Quality Summary data set of the level 2 products. Only products in dark limb conditions and without errors (error flag in the MPH set to "0") are used.

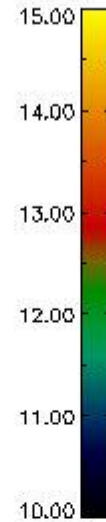
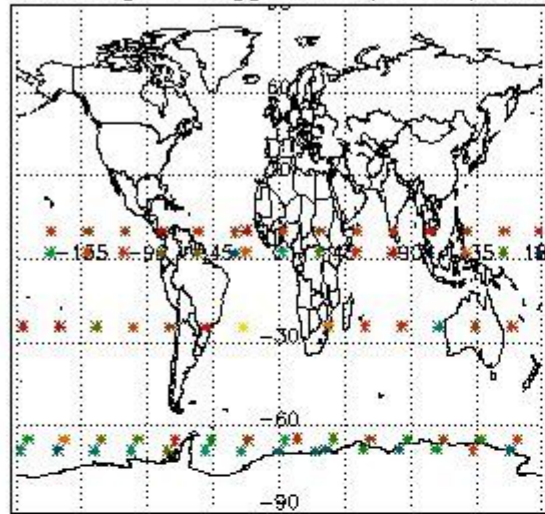
#### 3.1 Plot quality information per product (time dependant)



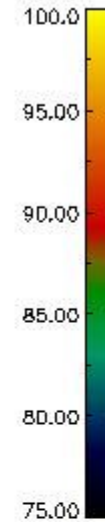
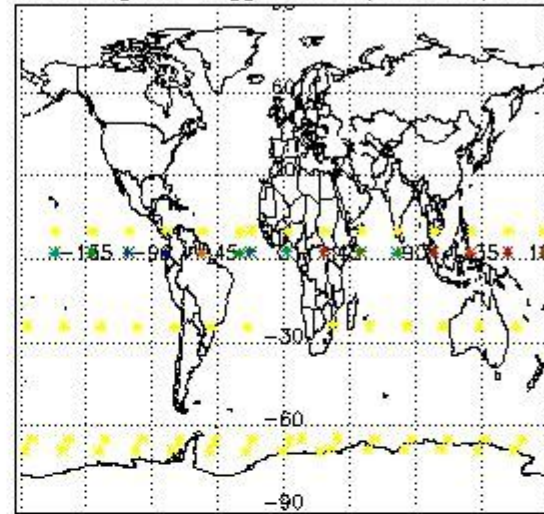
*3.2 Plot quality information per product (world map)*



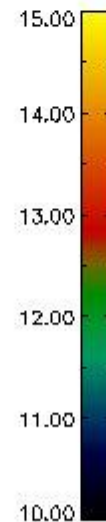
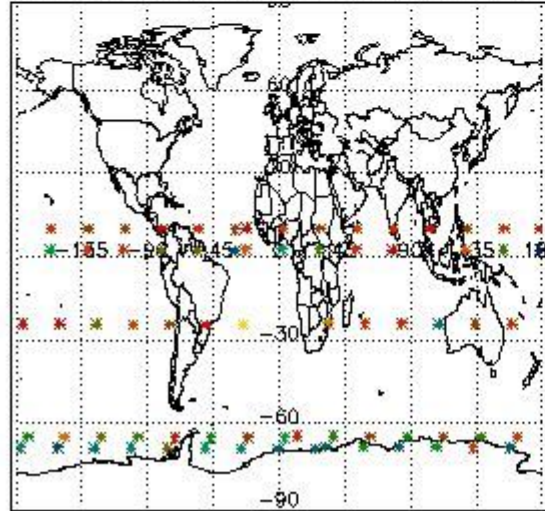
Percentage of flagged data per O3 profile



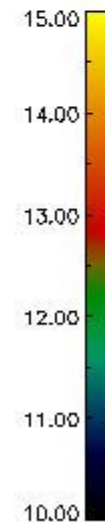
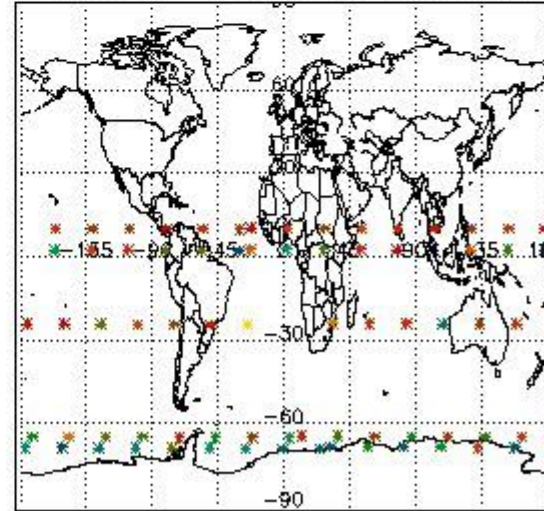
Percentage of flagged data per H2O profile



Percentage of flagged data per NO2 profile



Percentage of flagged data per NO3 profile

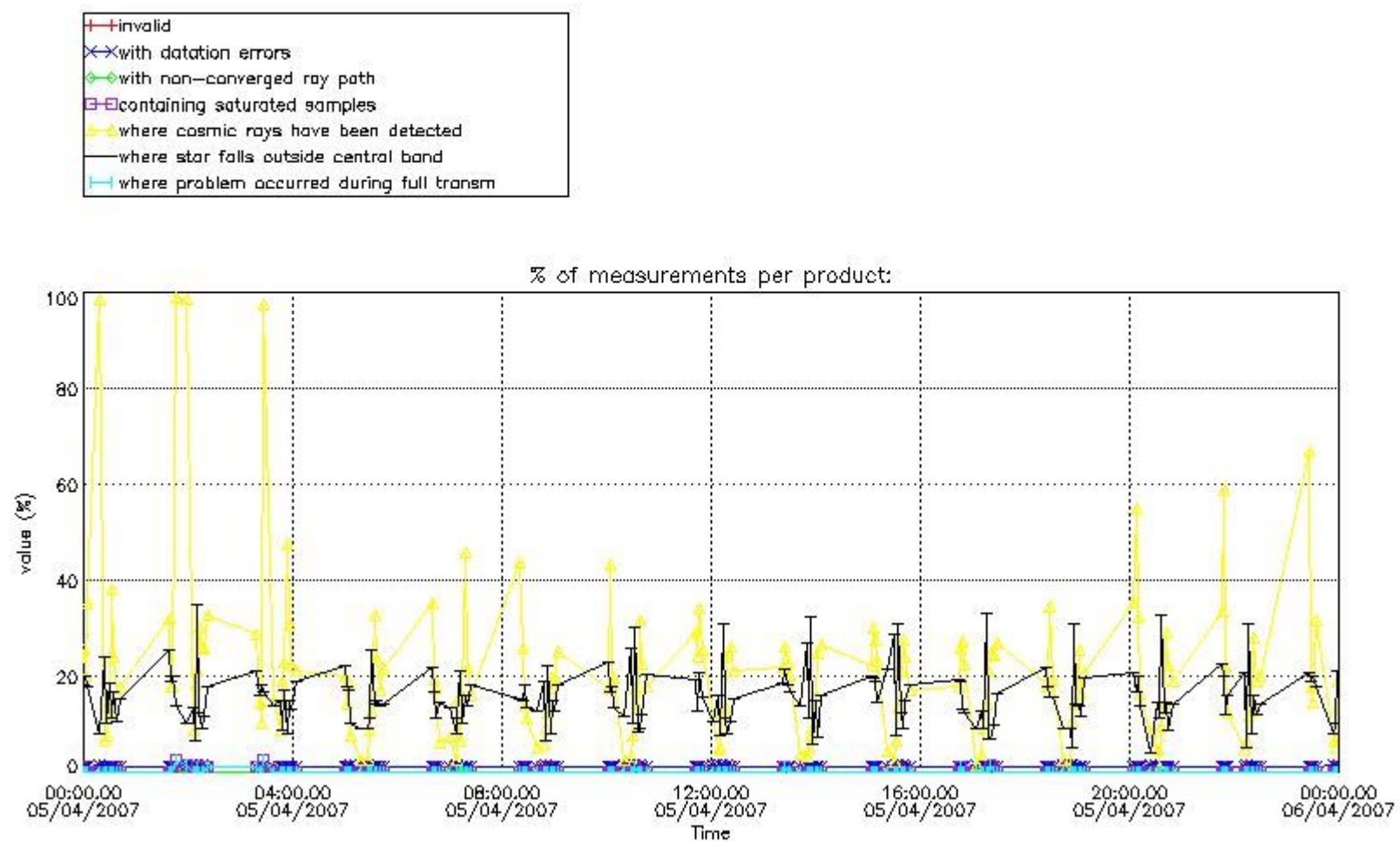


#### 4. Level 1 quality information per product

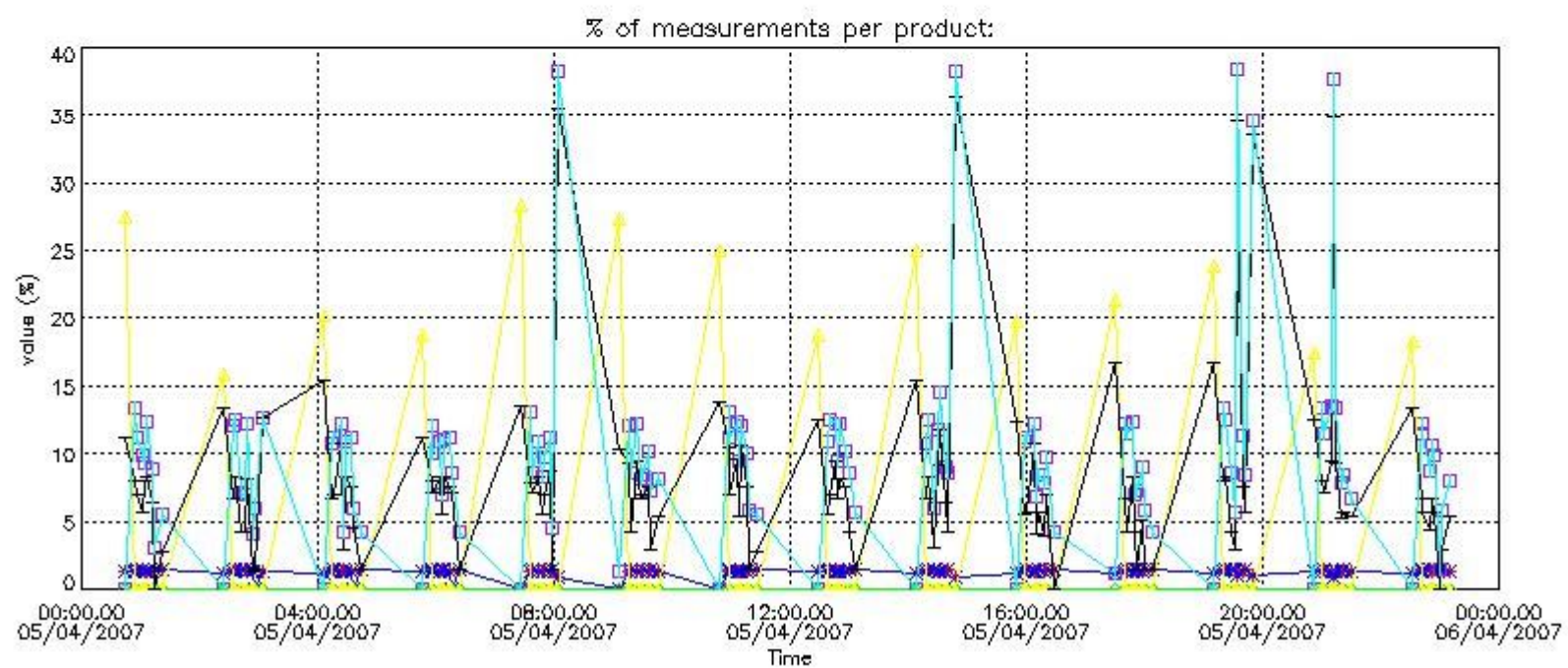
In this section it is plotted some information contained in the Quality Summary data set of the level 2 products that comes from the level 1b processing. Products without errors (error flag in the MPH set to "0") are used.

##### 4.1 Plot quality information per product (time dependant) coming from level 1b processing

###### 4.1.1 Plot level 1 quality information per product (time dependant): ENVISAT ASCENDING passes



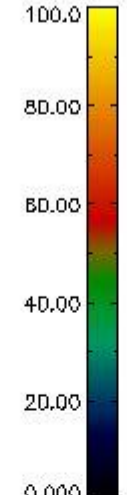
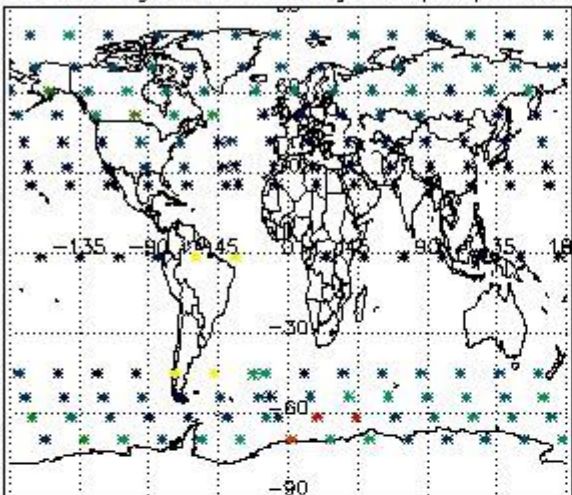
4.1.2 Plot level 1 quality information per product (time dependant): ENVI SAT DESCENDING passes



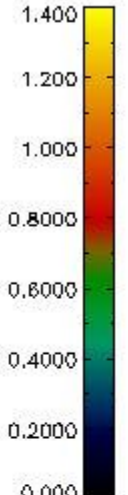
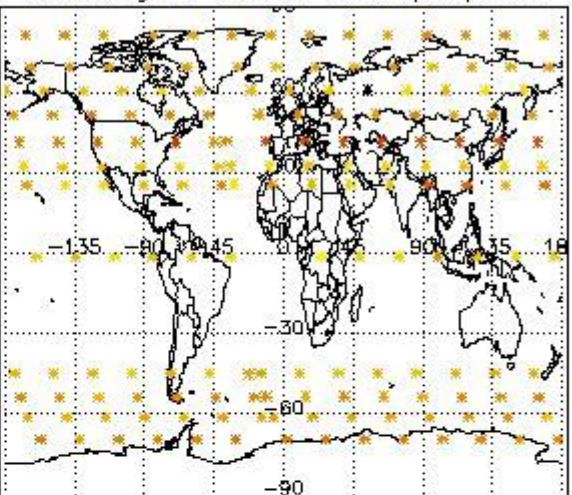
#### 4.2 Plot quality information per product coming from level 1b processing (world map)

##### 4.2.1 Plot level 1 quality information per product (world map): ENVI SAT ASCENDING passes

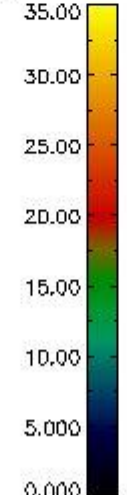
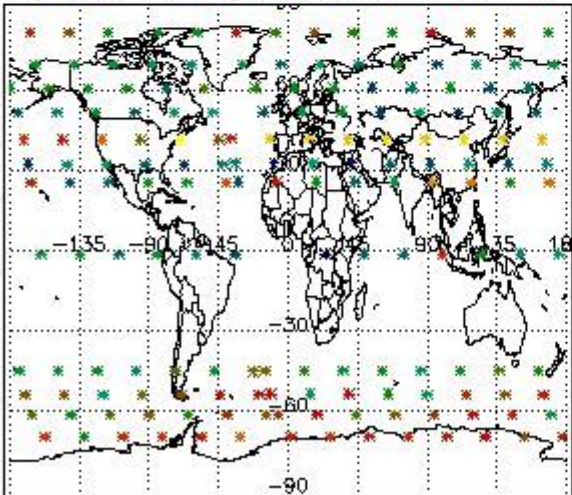
Percentage of cosmic ray hits per profile



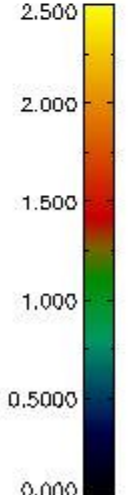
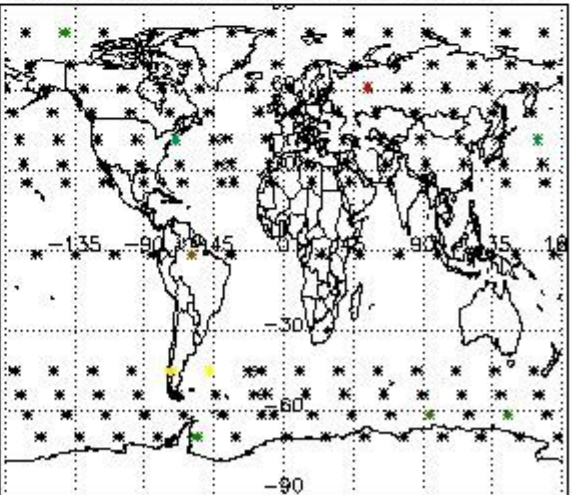
Percentage of datation errors per profile



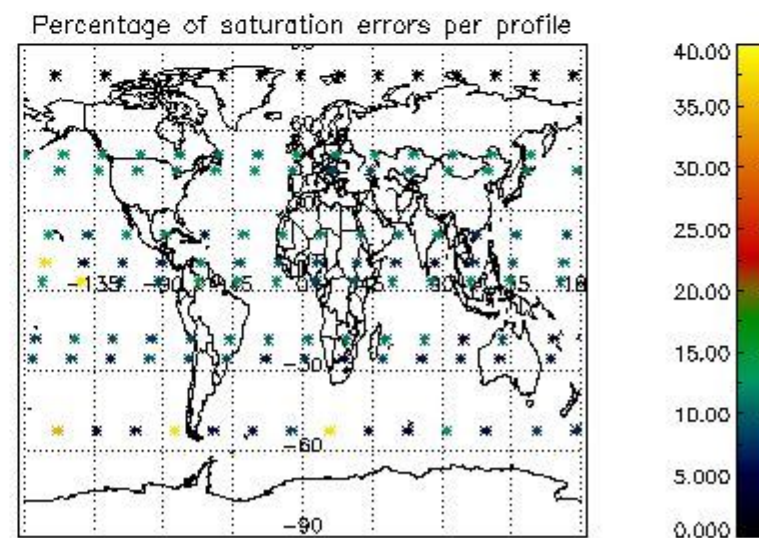
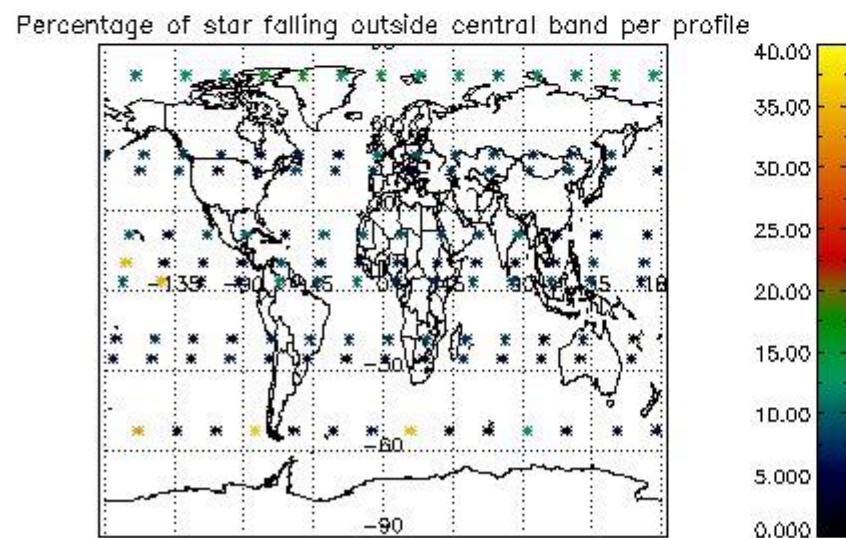
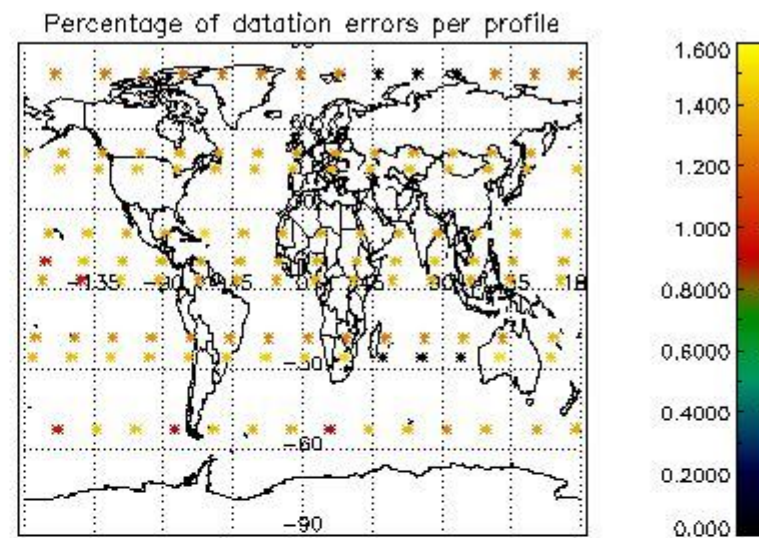
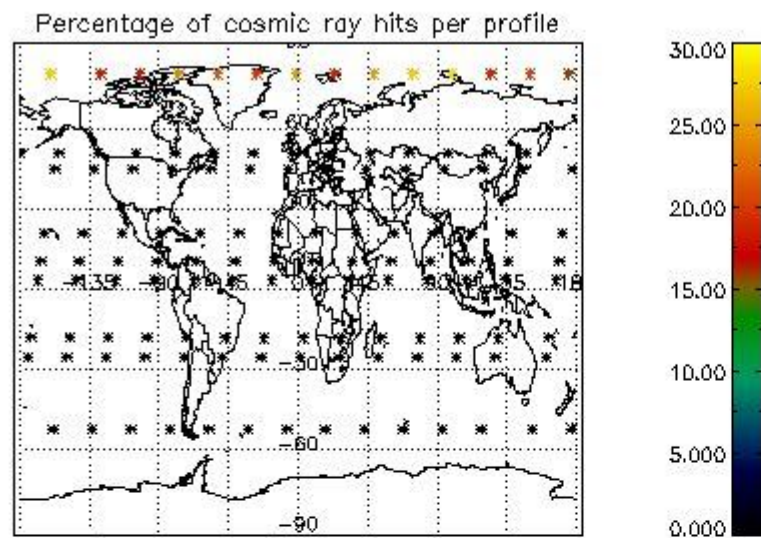
Percentage of star falling outside central band per profile



Percentage of saturation errors per profile



4.2.2 Plot level 1 quality information per product (world map): ENVISAT DESCENDING passes



## 5. Trace gas profiles

### 5.1 Ozone statistics based on quality of products

The final quality of the products can be "measured" using the STD (Standard Deviation) attached to every point profile. This information is written to the parameter GOM\_NL\_\_2P/NL\_LOCAL\_SPECIES\_DENSITY/o3\_std of the level 2 products. The table below shows the statistics for given STD ranges.

The statistics are given with respect to the overall valid production:

- Products without fatal errors: GOM\_NL\_\_2P/MPH/PRODUCT\_ERR=0
- Valid point profile: GOM\_NL\_\_2P/NL\_LOCAL\_SPECIES\_DENSITY/pcd(0)=0

The 'Criteria' is applied to valid points of dark limb products:

- Products in dark limb illumination condition: GOM\_NL\_\_2P/NL\_SUMMARY\_QUALITY/obs\_ill\_cond=0
- Products without fatal errors: GOM\_NL\_\_2P/MPH/PRODUCT\_ERR=0
- Valid point profile: GOM\_NL\_\_2P/NL\_LOCAL\_SPECIES\_DENSITY/pcd(0)=0

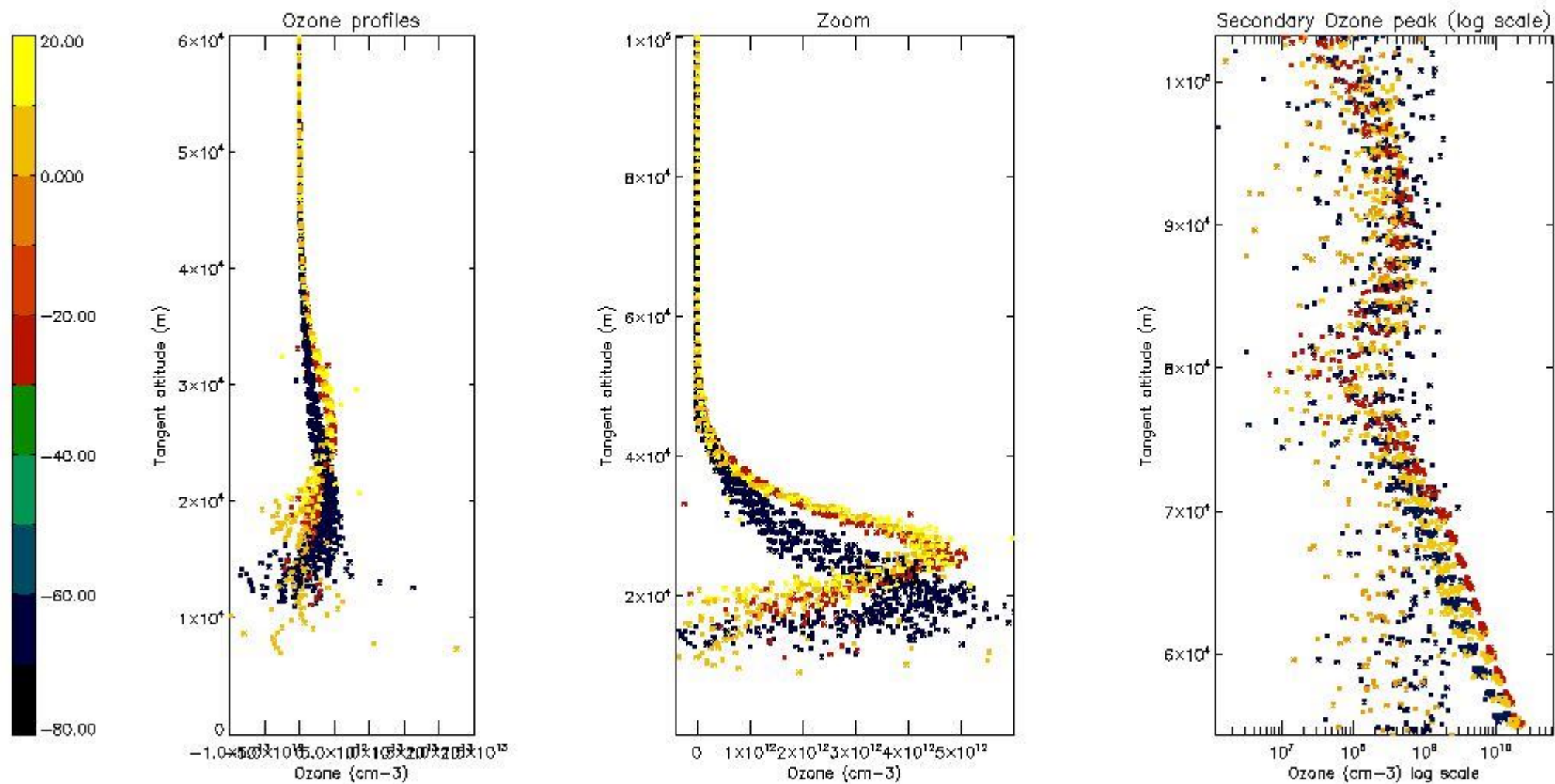
So, the table below shows the percentage of dark limb and valid observations for each criteria with respect to the overall valid daily observations.

Criteria	% of total production
All STD	25
STD < 20	10

STD < 10	6
STD < 5	2

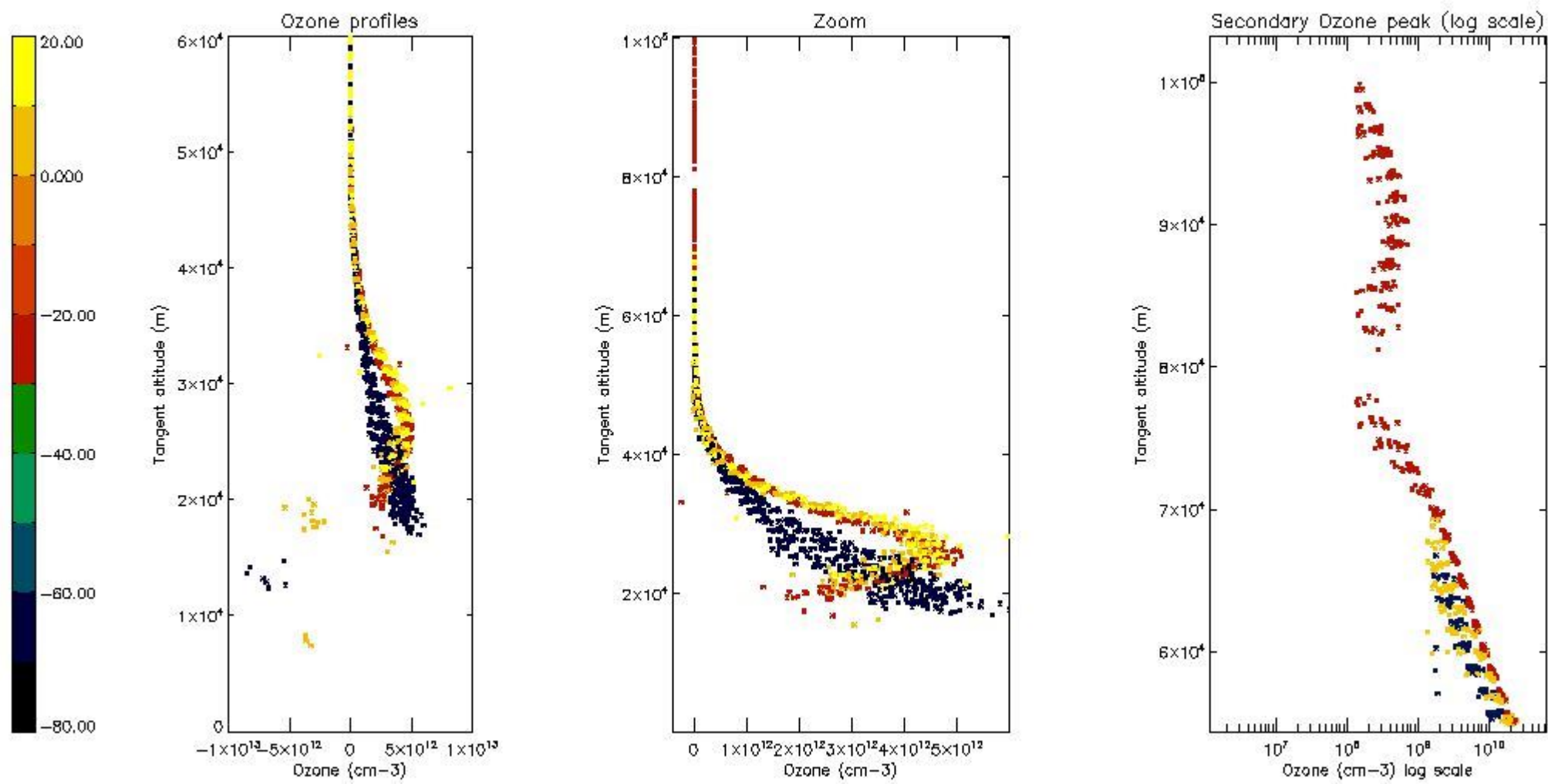
5.2 Plot ozone profiles for all STD (dark without errors)

The colorbar represents the latitude.



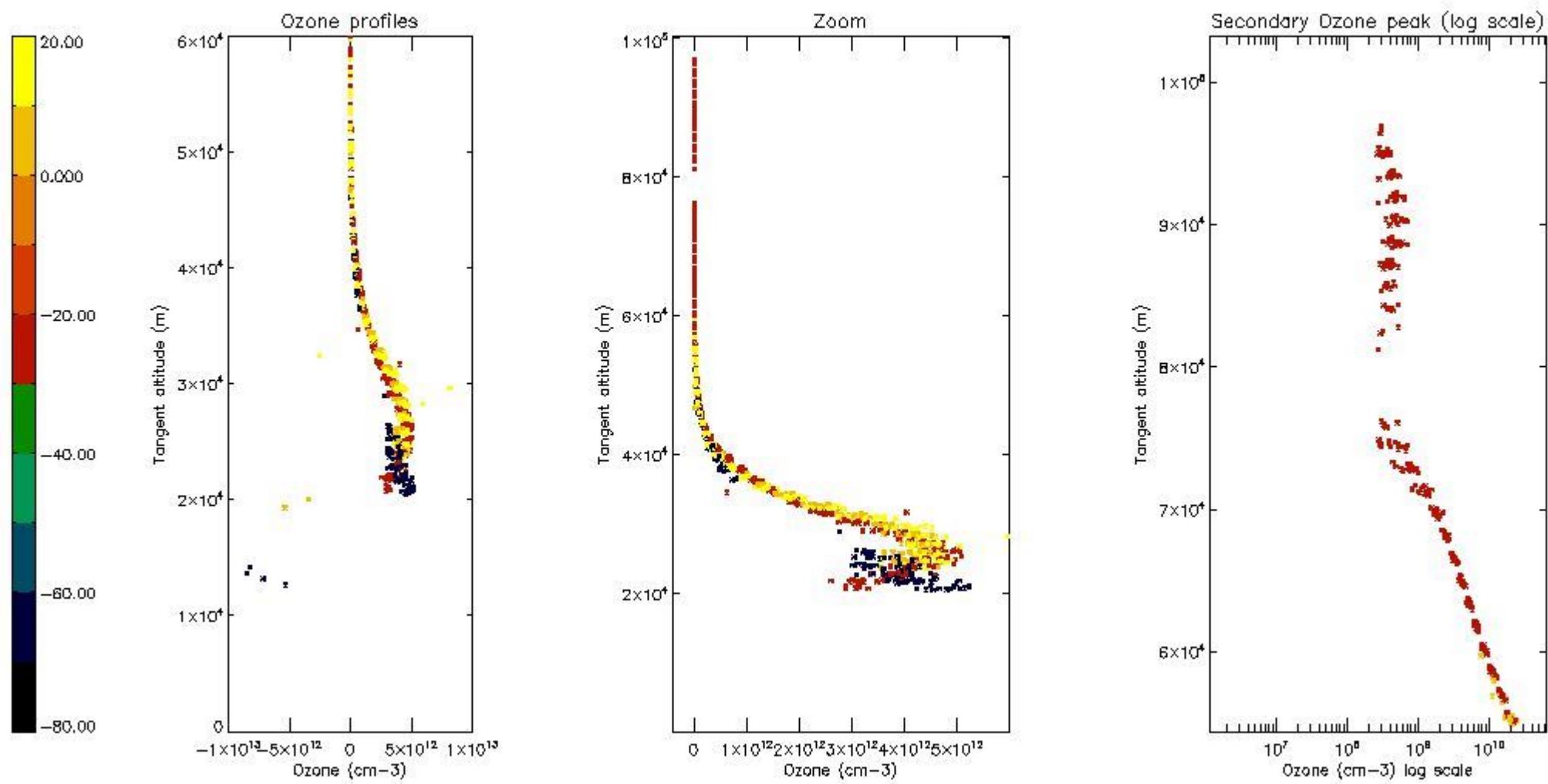
5.3 Plot ozone profiles where STD < 20% (dark without errors)

The colorbar represents the latitude.



*5.4 Plot ozone profiles where STD < 10% (dark without errors)*

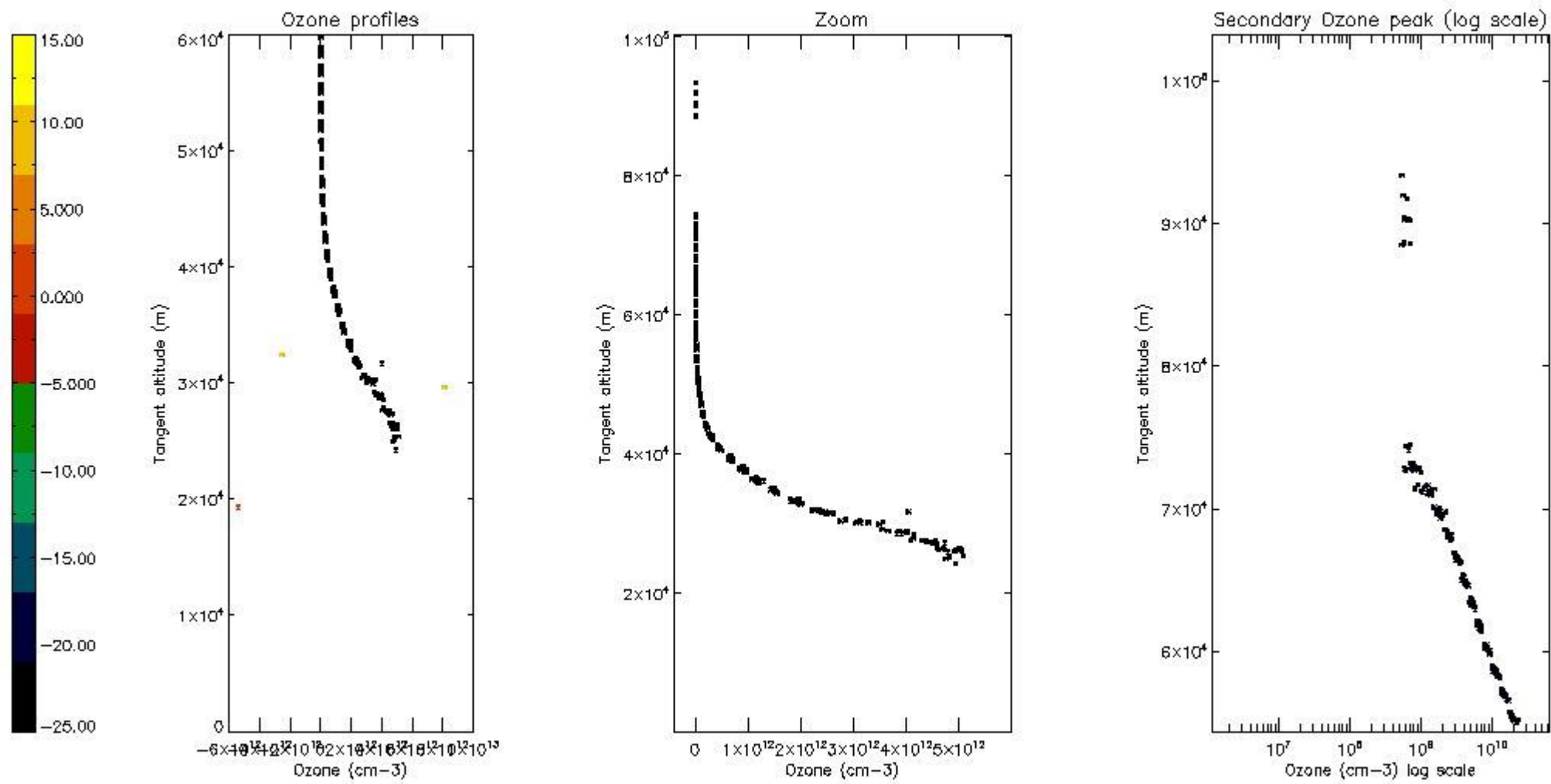
The colorbar represents the latitude.



*5.5 Plot ozone profiles where STD < 5% (dark without errors)*

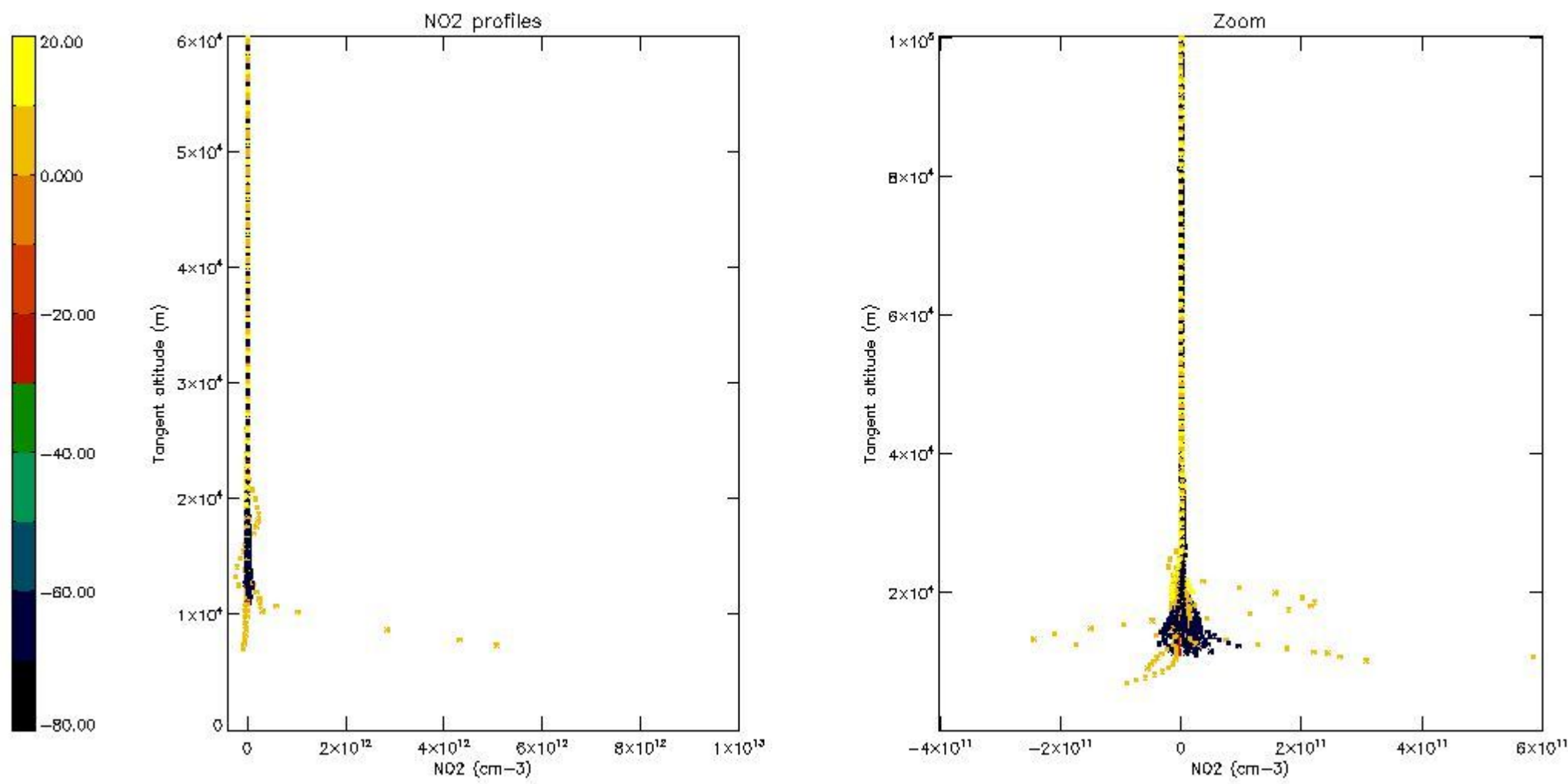
The colorbar represents the latitude.





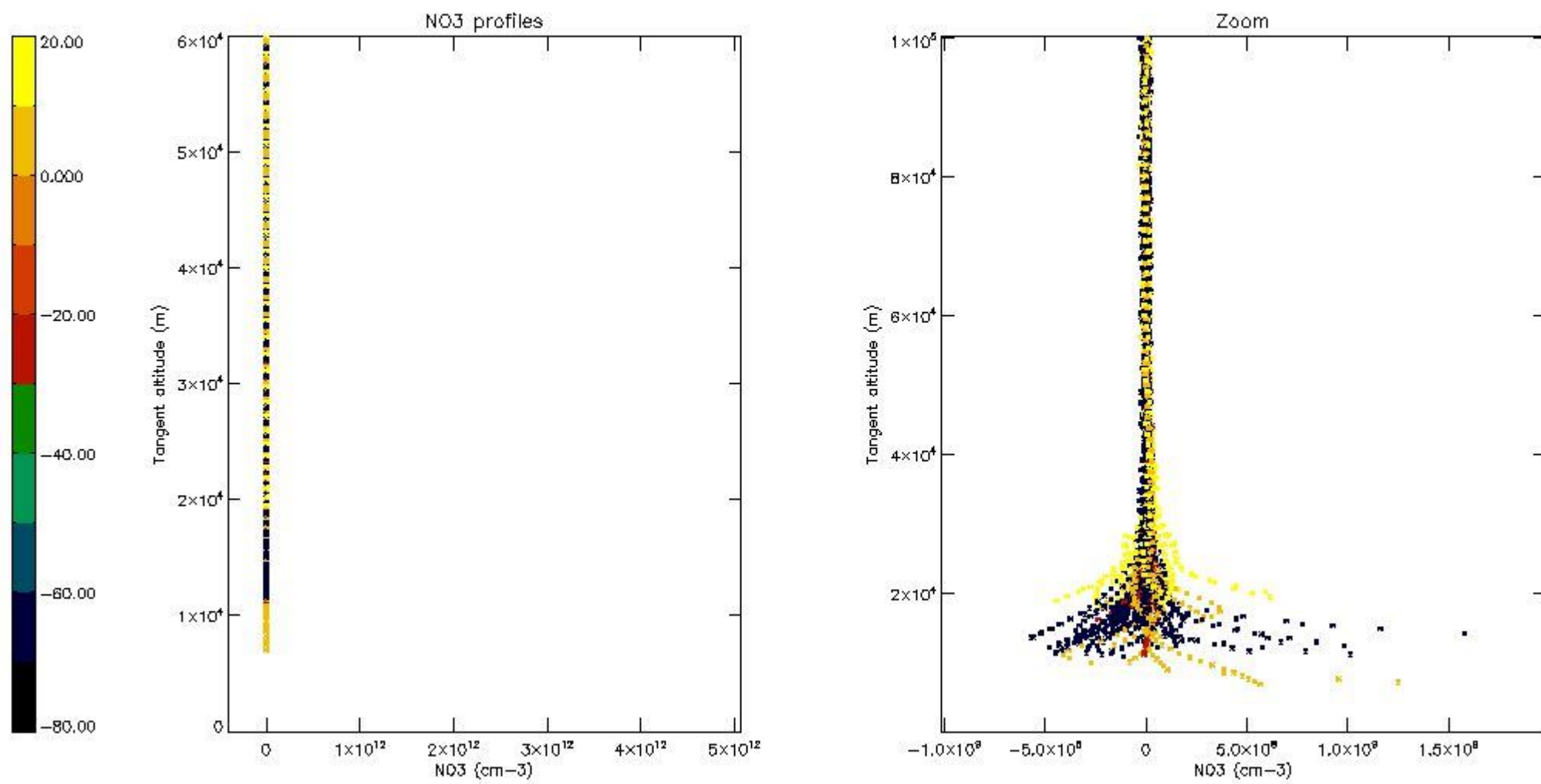
*5.6 Plot NO<sub>2</sub> profiles for all STD (dark without errors)*

The colorbar represents the latitude.



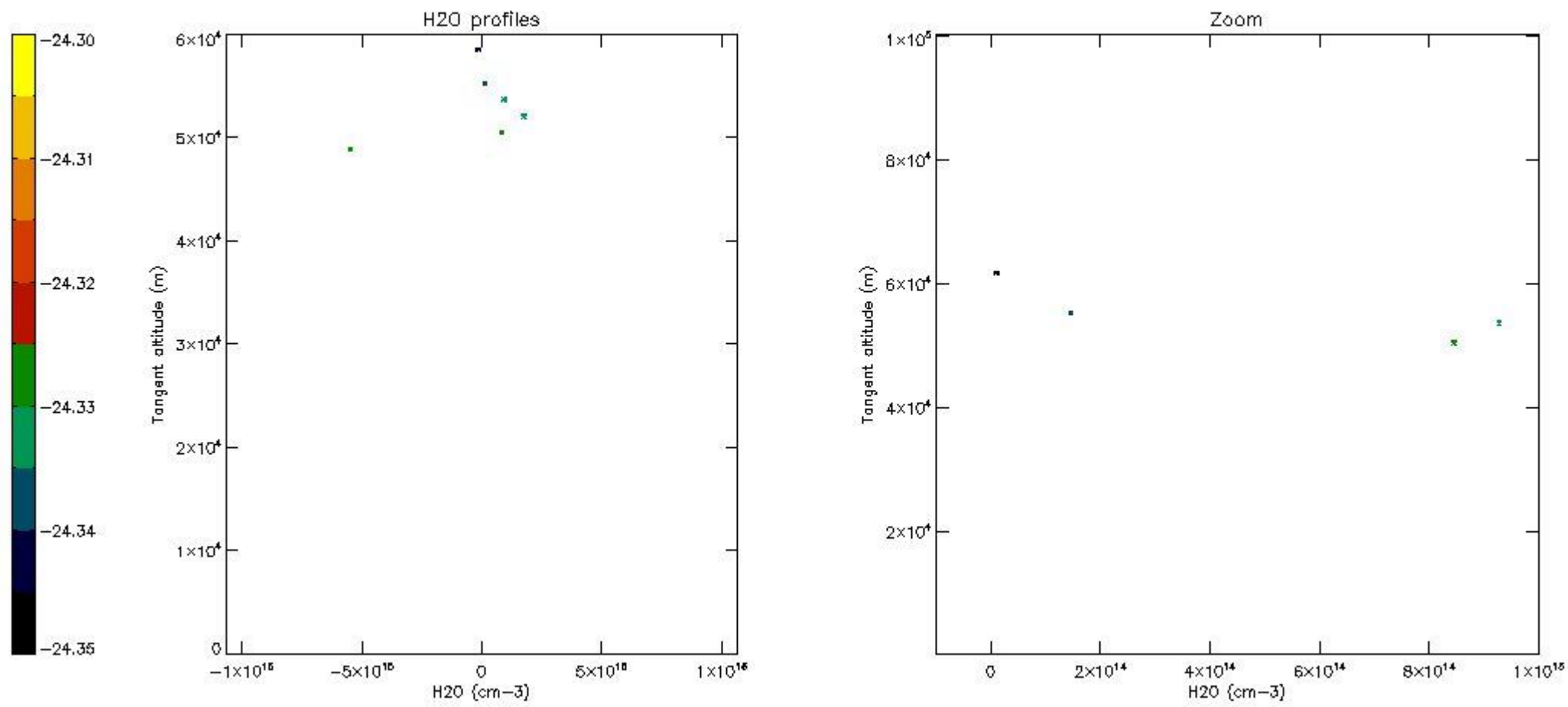
*5.7 Plot NO3 profiles for all STD (dark without errors)*

The colorbar represents the latitude.



5.8 Plot H<sub>2</sub>O profiles for all STD (only for occultations of stars 1,2,3,4,13,14,16,26,63 dark without errors)

The colorbar represents the latitude.



## 6. Auxiliary Data Files used for the production reported in section 2

The number reported in the third column indicates since which file (see list in section 2) the corresponding auxiliary file has been used. The fourth column is the date of those product files.

Type	Auxiliary Filename	Used since product	Used since product date
INST_PHYS_CHARACTERISTICS	GOM_INS_AXVIEC20091111_143220_20030716_120000_20500101_000000	1	05-APR-2007 00:00:04
LEVEL-2_PROC_CONFIG	GOM_PR2_AXVIEC20091111_152718_20020301_000000_20500101_000000	1	05-APR-2007 00:00:04
CROSS_SECTIONS_FILE	GOM_CRS_AXVIEC20091111_154832_20020301_000000_20500101_000000	1	05-APR-2007 00:00:04

# GOMOS Level 2 Daily Report

## SUMMARY

### [1. General Info](#)

### [2. Summary of processed GOM\\_NL\\_2P products](#)

### [3. Level 2 Quality information per product](#)

#### [3.1 Plot of level 2 quality information per product \(time dependant\)](#)

#### [3.2 Plot of level 2 quality information per product \(world map\)](#)

### [4. Level 1 Quality information per product \(stored on level 2 products\)](#)

#### [4.1 Plot of level 1 quality information per product \(time dependant\)](#)

##### [4.1.1 Plot of level 1 quality information per product \(time dependant\): ASCENDING](#)

##### [4.1.2 Plot of level 1 quality information per product \(time dependant\): DESCENDING](#)

#### [4.2 Plot of level 1 quality information per product \(world map\)](#)

##### [4.2.1 Plot of level 1 quality information per product \(world map\): ASCENDING](#)

##### [4.2.2 Plot of level 1 quality information per product \(world map\): DESCENDING](#)

### [5. Ozone profiles based on quality statistics and other trace gas profiles](#)

#### [5.1 Ozone statistics based on quality of products](#)

#### [5.2 Plot ozone profiles for all STD \(dark without errors\)](#)

#### [5.3 Plot ozone profiles where STD < 20% \(dark without errors\)](#)

#### [5.4. Plot ozone profiles where STD < 10% \(dark without errors\)](#)

#### [5.5. Plot ozone profiles where STD < 5% \(dark without errors\)](#)

#### [5.6 Plot NO2 profiles for all STD \(dark without errors\)](#)

#### [5.7 Plot NO3 profiles for all STD \(dark without errors\)](#)

#### [5.8 Plot H2O profiles \(only for occultations of stars 1,2,3,4,13,14,16,26,63 dark without errors\) for all STD](#)

### [6. Auxiliary Data Files used for the production reported in section 2](#)

This report presents the daily analysis on parameters extracted from GOMOS level 2 data (GOM\_NL\_\_2P).  
 It is intended to monitor some important parameters that will impact the quality of these products.  
 A list of level 2 products (and content) that have arrived during the reporting day to the PCF is also given.

Item	Value
Time of report generation	22APR2013 18:04:50
Data source version	GOMOS/6.01
Start time of products	05-04-2007 (05APR2007 00:00:00)
Stop time of products	06-04-2007 (06APR2007 00:00:00)
Store outputs in DB	Yes
Nb of level 2 prods	299
Nb of prods with errors	0

## 2. Summary of processed GOM\_NL\_\_2P products.

Nr	Filename	UTC Start time	Limb	Duration	Star Id	Star Name	Star Mag	Star Temp	Nb Meas	Orbit	Prod. error
1	GOM_NL__2PRFIN20070405_000004_00000422057_00030_26637_6894.N1	05-APR-2007 00:00:04	Twilight	41.500	162	34Alp Aqr	2.9440	5350.0	83	26637	No
2	GOM_NL__2PRFIN20070405_000215_000004452057_00030_26637_6895.N1	05-APR-2007 00:02:15	Dark	45.000	154	22Bet Aqr	2.8990	5700.0	90	26637	No
3	GOM_NL__2PRFIN20070405_000446_00000432057_00030_26637_6896.N1	05-APR-2007 00:04:46	Dark	42.500	142	49Del Cap	2.8500	8900.0	85	26637	No
4	GOM_NL__2PRFIN20070405_001704_000000382057_00030_26637_6897.N1	05-APR-2007 00:17:04	Dark	38.000	45	Alp Pav	1.9400	26000.	76	26637	No
5	GOM_NL__2PRFIN20070405_002435_000000462057_00031_26638_6901.N1	05-APR-2007 00:24:35	Dark	45.500	43	Alp TrA	1.9100	4250.0	91	26638	No
6	GOM_NL__2PRFIN20070405_002631_000000402057_00031_26638_6902.N1	05-APR-2007 00:26:31	Dark	40.000	134	Bet TrA	2.8100	6600.0	80	26638	No
7	GOM_NL__2PRFIN20070405_002906_000000442057_00031_26638_6903.N1	05-APR-2007 00:29:06	Straylight	43.500	4	Alp1Cen	-0.010000	5800.0	87	26638	No
8	GOM_NL__2PRFIN20070405_003159_000000452057_00031_26638_6904.N1	05-APR-2007 00:31:59	Straylight	44.500	78	Alp Lup	2.3040	28000.	89	26638	No
9	GOM_NL__2PRFIN20070405_003438_000000422057_00031_26638_6905.N1	05-APR-2007 00:34:38	Straylight	41.500	64	Gam Cen	2.2000	10600.	83	26638	No
10	GOM_NL__2PRFIN20070405_003716_000000432057_00031_26638_6906.N1	05-APR-2007 00:37:16	Straylight	42.500	123	lot Cen	2.7500	10200.	85	26638	No
11	GOM_NL__2PRFIN20070405_004158_000000432057_00031_26638_6907.N1	05-APR-2007 00:41:58	Twilight_and_stray	42.500	106	9Bet Crv	2.6480	5600.0	85	26638	No
12	GOM_NL__2PRFIN20070405_004353_000000402057_00031_26638_6908.N1	05-APR-2007 00:43:53	Twilight_and_stray	40.000	100	4Gam Crv	2.5800	13100.	80	26638	No
13	GOM_NL__2PRFIN20070405_005325_000000382057_00031_26638_6909.N1	05-APR-2007 00:53:25	Bright	37.500	62	94Bet Leo	2.1360	9700.0	75	26638	No
14	GOM_NL__2PRFIN20070405_005506_000000362057_00031_26638_6910.N1	05-APR-2007 00:55:06	Bright	35.500	96	68Del Leo	2.5600	9300.0	71	26638	No
15	GOM_NL__2PRFIN20070405_010152_000000362057_00031_26638_6911.N1	05-APR-2007 01:01:52	Bright	35.500	174	52Psi UMa	3.0040	4400.0	71	26638	No
16	GOM_NL__2PRFIN20070405_010446_000000382057_00031_26638_6912.N1	05-APR-2007 01:04:46	Bright	37.500	87	64Gam UMa	2.4330	11000.	75	26638	No
17	GOM_NL__2PRFIN20070405_010644_000000372057_00031_26638_6913.N1	05-APR-2007 01:06:44	Bright	36.500	36	50Alp UMa	1.8000	6300.0	73	26638	No
18	GOM_NL__2PRFIN20070405_011249_000000402057_00031_26638_6914.N1	05-APR-2007 01:12:49	Bright	39.500	60	7Bet UMi	2.0810	3950.0	79	26638	No
19	GOM_NL__2PRFIN20070405_011449_000000332057_00031_26638_6915.N1	05-APR-2007 01:14:49	Bright	33.000	49	1Alp UMi	1.9900	6300.0	66	26638	No
20	GOM_NL__2PRFIN20070405_012227_000000362057_00031_26638_6916.N1	05-APR-2007 01:22:27	Bright	36.000	89	5Alp Cep	2.4510	8000.0	72	26638	No
21	GOM_NL__2PRFIN20070405_013810_000000472057_00031_26638_6917.N1	05-APR-2007 01:38:10	Twilight_and_stray	47.000	61	8Eps Peg	2.1000	3900.0	94	26638	No
22	GOM_NL__2PRFIN20070405_014039_000000432057_00031_26638_6918.N1	05-APR-2007 01:40:39	Twilight	42.500	162	34Alp Aqr	2.9440	5350.0	85	26638	No
23	GOM_NL__2PRFIN20070405_014251_000000452057_00031_26638_6919.N1	05-APR-2007 01:42:51	Dark	45.000	154	22Bet Aqr	2.8990	5700.0	90	26638	No
24	GOM_NL__2PRFIN20070405_014523_000000402057_00031_26638_6920.N1	05-APR-2007 01:45:23	Dark	40.000	142	49Del Cap	2.8500	8900.0	80	26638	No
25	GOM_NL__2PRFIN20070405_015740_000000392057_00031_26638_6921.N1	05-APR-2007 01:57:40	Dark	39.000	45	Alp Pav	1.9400	26000.	78	26638	No
26	GOM_NL__2PRFIN20070405_020512_000000412057_00032_26639_6926.N1	05-APR-2007 02:05:12	Dark	40.500	43	Alp TrA	1.9100	4250.0	81	26639	No
27	GOM_NL__2PRFIN20070405_020707_000000392057_00032_26639_6927.N1	05-APR-2007 02:07:07	Dark	38.500	134	Bet TrA	2.8100	6600.0	77	26639	No
28	GOM_NL__2PRFIN20070405_020942_000000552057_00032_26639_6928.N1	05-APR-2007 02:09:42	Straylight	54.500	4	Alp1Cen	-0.010000	5800.0	109	26639	No
29	GOM_NL__2PRFIN20070405_021235_000000452057_00032_26639_6929.N1	05-APR-2007 02:12:35	Straylight	45.000	78	Alp Lup	2.3040	28000.	90	26639	No
30	GOM_NL__2PRFIN20070405_021514_000000382057_00032_26639_6930.N1	05-APR-2007 02:15:14	Straylight	38.000	64	Gam Cen	2.2000	10600.	76	26639	No
31	GOM_NL__2PRFIN20070405_021752_000000432057_00032_26639_6931.N1	05-APR-2007 02:17:52	Straylight	42.500	123	lot Cen	2.7500	10200.	85	26639	No
32	GOM_NL__2PRFIN20070405_022234_000000452057_00032_26639_6932.N1	05-APR-2007 02:22:34	Twilight_and_stray	44.500	106	9Bet Crv	2.6480	5600.0	89	26639	No
33	GOM_NL__2PRFIN20070405_022429_000000412057_00032_26639_6933.N1	05-APR-2007 02:24:29	Twilight_and_stray	41.000	100	4Gam Crv	2.5800	13100.	82	26639	No
34	GOM_NL__2PRFIN20070405_023401_000000382057_00032_26639_6934.N1	05-APR-2007 02:34:01	Bright	37.500	62	94Bet Leo	2.1360	9700.0	75	26639	No
35	GOM_NL__2PRFIN20070405_023542_000000362057_00032_26639_6935.N1	05-APR-2007 02:35:42	Bright	36.000	96	68Del Leo	2.5600	9300.0	72	26639	No
36	GOM_NL__2PRFIN20070405_024228_000000352057_00032_26639_6936.N1	05-APR-2007 02:42:28	Bright	35.000	174	52Psi UMa	3.0040	4400.0	70	26639	No
37	GOM_NL__2PRFIN20070405_024521_000000362057_00032_26639_6937.N1	05-APR-2007 02:45:21	Bright	35.500	87	64Gam UMa	2.4330	11000.	71	26639	No
38	GOM_NL__2PRFIN20070405_024720_000000372057_00032_26639_6938.N1	05-APR-2007 02:47:20	Bright	37.000	36	50Alp UMa	1.8000	6300.0	74	26639	No
39	GOM_NL__2PRFIN20070405_025325_000000372057_00032_26639_6939.N1	05-APR-2007 02:53:25	Bright	37.000	60	7Bet UMi	2.0810	3950.0	74	26639	No
40	GOM_NL__2PRFIN20070405_025525_000000342057_00032_26639_6940.N1	05-APR-2007 02:55:25	Bright	33.500	49	1Alp UMi	1.9900	6300.0	67	26639	No
41	GOM_NL__2PRFIN20070405_030302_000000402057_00032_26639_6941.N1	05-APR-2007 03:03:02	Bright	39.500	89	5Alp Cep	2.4510	8000.0	79	26639	No
42	GOM_NL__2PRFIN20070405_031846_000000452057_00032_26639_6942.N1	05-APR-2007 03:18:46	Twilight_and_stray	45.000	61	8Eps Peg	2.1000	3900.0	90	26639	No

43	GOM_NL__2PRFIN20070405_032116_000000412057_00032_26639_6943.N1	05-APR-2007 03:21:16	Twilight	41.000	162	34Alp Aqr	2.9440	5350.0	82	26639	No
44	GOM_NL__2PRFIN20070405_032327_000000442057_00032_26639_6944.N1	05-APR-2007 03:23:27	Dark	44.000	154	22Bet Aqr	2.8990	5700.0	88	26639	No
45	GOM_NL__2PRFIN20070405_032559_000000422057_00032_26639_6945.N1	05-APR-2007 03:25:59	Dark	41.500	142	49Del Cap	2.8500	8900.0	83	26639	No
46	GOM_NL__2PRFIN20070405_033817_000000402057_00032_26639_6946.N1	05-APR-2007 03:38:17	Dark	40.000	45	Alp Pav	1.9400	26000.	80	26639	No
47	GOM_NL__2PRFIN20070405_034548_000000412057_00033_26640_6937.N1	05-APR-2007 03:45:48	Dark	40.500	43	Alp TrA	1.9100	4250.0	81	26640	No
48	GOM_NL__2PRFIN20070405_034744_000000402057_00033_26640_6938.N1	05-APR-2007 03:47:44	Dark	39.500	134	Bet TrA	2.8100	6600.0	79	26640	No
49	GOM_NL__2PRFIN20070405_035019_000000442057_00033_26640_6939.N1	05-APR-2007 03:50:19	Straylight	43.500	4	Alp1Cen	-0.010000	5800.0	87	26640	No
50	GOM_NL__2PRFIN20070405_035312_000000432057_00033_26640_6940.N1	05-APR-2007 03:53:12	Straylight	43.000	78	Alp Lup	2.3040	28000.	86	26640	No
51	GOM_NL__2PRFIN20070405_035551_000000412057_00033_26640_6941.N1	05-APR-2007 03:55:51	Straylight	40.500	64	Gam Cen	2.2000	10600.	81	26640	No
52	GOM_NL__2PRFIN20070405_035828_000000432057_00033_26640_6942.N1	05-APR-2007 03:58:28	Straylight	42.500	123	lot Cen	2.7500	10200.	85	26640	No
53	GOM_NL__2PRFIN20070405_040311_000000452057_00033_26640_6943.N1	05-APR-2007 04:03:11	Twi_and_stray	45.000	106	9Bet Crv	2.6480	5600.0	90	26640	No
54	GOM_NL__2PRFIN20070405_040505_000000422057_00033_26640_6944.N1	05-APR-2007 04:05:05	Twi_and_stray	42.000	100	4Gam Crv	2.5800	13100.	84	26640	No
55	GOM_NL__2PRFIN20070405_041437_000000372057_00033_26640_6945.N1	05-APR-2007 04:14:37	Bright	37.000	62	94Bet Leo	2.1360	9700.0	74	26640	No
56	GOM_NL__2PRFIN20070405_041618_000000362057_00033_26640_6946.N1	05-APR-2007 04:16:18	Bright	35.500	96	68Del Leo	2.5600	9300.0	71	26640	No
57	GOM_NL__2PRFIN20070405_042304_000000372057_00033_26640_6947.N1	05-APR-2007 04:23:04	Bright	37.000	174	52Psi UMa	3.0040	4400.0	74	26640	No
58	GOM_NL__2PRFIN20070405_042557_000000352057_00033_26640_6948.N1	05-APR-2007 04:25:57	Bright	35.000	87	64Gam UMa	2.4330	11000.	70	26640	No
59	GOM_NL__2PRFIN20070405_042756_000000372057_00033_26640_6949.N1	05-APR-2007 04:27:56	Bright	36.500	36	50Alp UMa	1.8000	6300.0	73	26640	No
60	GOM_NL__2PRFIN20070405_043400_000000402057_00033_26640_6950.N1	05-APR-2007 04:34:00	Bright	40.000	60	7Bet UMi	2.0810	3950.0	80	26640	No
61	GOM_NL__2PRFIN20070405_043601_000000342057_00033_26640_6951.N1	05-APR-2007 04:36:01	Bright	33.500	49	1Alp UMi	1.9900	6300.0	67	26640	No
62	GOM_NL__2PRFIN20070405_044338_000000362057_00033_26640_6952.N1	05-APR-2007 04:43:38	Bright	35.500	89	5Alp Cep	2.4510	8000.0	71	26640	No
63	GOM_NL__2PRFIN20070405_045923_000000452057_00033_26640_6953.N1	05-APR-2007 04:59:23	Twi_and_stray	45.000	61	8Eps Peg	2.1000	3900.0	90	26640	No
64	GOM_NL__2PRFIN20070405_050152_000000422057_00033_26640_6954.N1	05-APR-2007 05:01:52	Twilight	42.000	162	34Alp Aqr	2.9440	5350.0	84	26640	No
65	GOM_NL__2PRFIN20070405_050404_000000442057_00033_26640_6955.N1	05-APR-2007 05:04:04	Dark	43.500	154	22Bet Aqr	2.8990	5700.0	87	26640	No
66	GOM_NL__2PRFIN20070405_050635_000000392057_00033_26640_6956.N1	05-APR-2007 05:06:35	Dark	39.000	142	49Del Cap	2.8500	8900.0	78	26640	No
67	GOM_NL__2PRFIN20070405_051853_000000382057_00033_26640_6957.N1	05-APR-2007 05:18:53	Dark	38.000	45	Alp Pav	1.9400	26000.	76	26640	No
68	GOM_NL__2PRFIN20070405_052625_000000392057_00034_26641_6952.N1	05-APR-2007 05:26:25	Dark	38.500	43	Alp TrA	1.9100	4250.0	77	26641	No
69	GOM_NL__2PRFIN20070405_052820_000000402057_00034_26641_6953.N1	05-APR-2007 05:28:20	Dark	40.000	134	Bet TrA	2.8100	6600.0	80	26641	No
70	GOM_NL__2PRFIN20070405_053055_000000472057_00034_26641_6954.N1	05-APR-2007 05:30:55	Straylight	47.000	4	Alp1Cen	-0.010000	5800.0	94	26641	No
71	GOM_NL__2PRFIN20070405_053348_000000462057_00034_26641_6955.N1	05-APR-2007 05:33:48	Straylight	46.000	78	Alp Lup	2.3040	28000.	92	26641	No
72	GOM_NL__2PRFIN20070405_053627_000000402057_00034_26641_6956.N1	05-APR-2007 05:36:27	Straylight	40.000	64	Gam Cen	2.2000	10600.	80	26641	No
73	GOM_NL__2PRFIN20070405_053905_000000442057_00034_26641_6957.N1	05-APR-2007 05:39:05	Straylight	43.500	123	lot Cen	2.7500	10200.	87	26641	No
74	GOM_NL__2PRFIN20070405_054347_000000422057_00034_26641_6958.N1	05-APR-2007 05:43:47	Twi_and_stray	42.000	106	9Bet Crv	2.6480	5600.0	84	26641	No
75	GOM_NL__2PRFIN20070405_054542_000000402057_00034_26641_6959.N1	05-APR-2007 05:45:42	Twi_and_stray	40.000	100	4Gam Crv	2.5800	13100.	80	26641	No
76	GOM_NL__2PRFIN20070405_055513_000000382057_00034_26641_6960.N1	05-APR-2007 05:55:13	Bright	37.500	62	94Bet Leo	2.1360	9700.0	75	26641	No
77	GOM_NL__2PRFIN20070405_055654_000000352057_00034_26641_6961.N1	05-APR-2007 05:56:54	Bright	35.000	96	68Del Leo	2.5600	9300.0	70	26641	No
78	GOM_NL__2PRFIN20070405_060340_000000372057_00034_26641_6962.N1	05-APR-2007 06:03:40	Bright	36.500	174	52Psi UMa	3.0040	4400.0	73	26641	No
79	GOM_NL__2PRFIN20070405_060633_000000362057_00034_26641_6963.N1	05-APR-2007 06:06:33	Bright	36.000	87	64Gam UMa	2.4330	11000.	72	26641	No
80	GOM_NL__2PRFIN20070405_060832_000000362057_00034_26641_6964.N1	05-APR-2007 06:08:32	Bright	36.000	36	50Alp UMa	1.8000	6300.0	72	26641	No
81	GOM_NL__2PRFIN20070405_061436_000000402057_00034_26641_6965.N1	05-APR-2007 06:14:36	Bright	40.000	60	7Bet UMi	2.0810	3950.0	80	26641	No
82	GOM_NL__2PRFIN20070405_061637_000000352057_00034_26641_6966.N1	05-APR-2007 06:16:37	Bright	35.000	49	1Alp UMi	1.9900	6300.0	70	26641	No
83	GOM_NL__2PRFIN20070405_062414_000000362057_00034_26641_6967.N1	05-APR-2007 06:24:14	Bright	35.500	89	5Alp Cep	2.4510	8000.0	71	26641	No
84	GOM_NL__2PRFIN20070405_063959_000000462057_00034_26641_6968.N1	05-APR-2007 06:39:59	Twi_and_stray	45.500	61	8Eps Peg	2.1000	3900.0	91	26641	No
85	GOM_NL__2PRFIN20070405_064228_000000422057_00034_26641_6969.N1	05-APR-2007 06:42:28	Twilight	41.500	162	34Alp Aqr	2.9440	5350.0	83	26641	No
86	GOM_NL__2PRFIN20070405_064440_000000412057_00034_26641_6970.N1	05-APR-2007 06:44:40	Dark	40.500	154	22Bet Aqr	2.8990	5700.0	81	26641	No
87	GOM_NL__2PRFIN20070405_064712_000000412057_00034_26641_6971.N1	05-APR-2007 06:47:12	Dark	41.000	142	49Del Cap	2.8500	8900.0	82	26641	No
88	GOM_NL__2PRFIN20070405_065929_000000412057_00034_26641_6972.N1	05-APR-2007 06:59:29	Dark	40.500	45	Alp Pav	1.9400	26000.	81	26641	No
89	GOM_NL__2PRFIN20070405_070701_000000382057_00035_26642_6961.N1	05-APR-2007 07:07:01	Dark	38.000	43	Alp TrA	1.9100	4250.0	76	26642	No
90	GOM_NL__2PRFIN20070405_070856_000000402057_00035_26642_6962.N1	05-APR-2007 07:08:56	Dark	40.000	134	Bet TrA	2.8100	6600.0	80	26642	No
91	GOM_NL__2PRFIN20070405_071132_000000452057_00035_26642_6963.N1	05-APR-2007 07:11:32	Straylight	45.000	4	Alp1Cen	-0.010000	5800.0	90	26642	No
92	GOM_NL__2PRFIN20070405_071425_000000442057_00035_26642_6964.N1	05-APR-2007 07:14:25	Straylight	44.000	78	Alp Lup	2.3040	28000.	88	26642	No
93	GOM_NL__2PRFIN20070405_071703_000000412057_00035_26642_6965.N1	05-APR-2007 07:17:03	Straylight	40.500	64	Gam Cen	2.2000	10600.	81	26642	No
94	GOM_NL__2PRFIN20070405_071941_000000442057_00035_26642_6966.N1	05-APR-2007 07:19:41	Straylight	43.500	123	lot Cen	2.7500	10200.	87	26642	No
95	GOM_NL__2PRFIN20070405_072423_000000442057_00035_26642_6967.N1	05-APR-2007 07:24:23	Twi_and_stray	44.000	106	9Bet Crv	2.6480	5600.0	88	26642	No
96	GOM_NL__2PRFIN20070405_072618_000000412057_00035_26642_6968.N1	05-APR-2007 07:26:18	Twi_and_stray	40.500	100	4Gam Crv	2.5800	13100.	81	26642	No
97	GOM_NL__2PRFIN20070405_073548_000000382057_00035_26642_6969.N1	05-APR-2007 07:35:48	Bright	38.000	62	94Bet Leo	2.1360	9700.0	76	26642	No
98	GOM_NL__2PRFIN20070405_073730_000000352057_00035_26642_6970.N1	05-APR-2007 07:37:30	Bright	35.000	96	68Del Leo	2.5600	9300.0	70	26642	No
99	GOM_NL__2PRFIN20070405_074416_000000372057_00035_26642_6971.N1	05-APR-2007 07:44:16	Bright	36.500	174	52Psi UMa	3.0040	4400.0	73	26642	No
100	GOM_NL__2PRFIN20070405_074709_000000372057_00035_26642_6972.N1	05-APR-2007 07:47:09	Bright	36.500	87	64Gam UMa	2.4330	11000.	73	26642	No
101	GOM_NL__2PRFIN20070405_074908_000000362057_00035_26642_6973.N1	05-APR-2007 07:49:08	Bright	36.000	36	50Alp UMa	1.8000	6300.0	72	26642	No

102	GOM_NL__2PRFIN20070405_075512_000000402057_00035_26642_6974.N1	05-APR-2007 07:55:12	Bright	40.000	60	7Bet UMi	2.0810	3950.0	80	26642	No
103	GOM_NL__2PRFIN20070405_075713_000000342057_00035_26642_6975.N1	05-APR-2007 07:57:13	Bright	33.500	49	1Alp UMi	1.9900	6300.0	67	26642	No
104	GOM_NL__2PRFIN20070405_080450_000000552057_00035_26642_6976.N1	05-APR-2007 08:04:50	Bright	55.000	89	5Alp Cep	2.4510	8000.0	110	26642	No
105	GOM_NL__2PRFIN20070405_082035_000000432057_00035_26642_6977.N1	05-APR-2007 08:20:35	Twi_and_stray	42.500	61	8Eps Peg	2.1000	3900.0	85	26642	No
106	GOM_NL__2PRFIN20070405_082305_000000412057_00035_26642_6978.N1	05-APR-2007 08:23:05	Twilight	40.500	162	34Alp Aqr	2.9440	5350.0	81	26642	No
107	GOM_NL__2PRFIN20070405_082516_000000442057_00035_26642_6979.N1	05-APR-2007 08:25:16	Dark	44.000	154	22Bet Aqr	2.8990	5700.0	88	26642	No
108	GOM_NL__2PRFIN20070405_082748_000000412057_00035_26642_6980.N1	05-APR-2007 08:27:48	Dark	40.500	142	49Del Cap	2.8500	8900.0	81	26642	No
109	GOM_NL__2PRFIN20070405_084006_000000402057_00035_26642_6981.N1	05-APR-2007 08:40:06	Dark	39.500	45	Alp Pav	1.9400	26000.	79	26642	No
110	GOM_NL__2PRFIN20070405_084737_000000432057_00036_26643_6973.N1	05-APR-2007 08:47:37	Dark	42.500	43	Alp TrA	1.9100	4250.0	85	26643	No
111	GOM_NL__2PRFIN20070405_084933_000000392057_00036_26643_6974.N1	05-APR-2007 08:49:33	Dark	38.500	134	Bet TrA	2.8100	6600.0	77	26643	No
112	GOM_NL__2PRFIN20070405_085208_000000452057_00036_26643_6975.N1	05-APR-2007 08:52:08	Straylight	45.000	4	Alp1Cen	-0.010000	5800.0	90	26643	No
113	GOM_NL__2PRFIN20070405_085501_000000432057_00036_26643_6976.N1	05-APR-2007 08:55:01	Straylight	43.000	78	Alp Lup	2.3040	28000.	86	26643	No
114	GOM_NL__2PRFIN20070405_085740_000000412057_00036_26643_6977.N1	05-APR-2007 08:57:40	Straylight	40.500	64	Gam Cen	2.2000	10600.	81	26643	No
115	GOM_NL__2PRFIN20070405_090017_000000432057_00036_26643_6978.N1	05-APR-2007 09:00:17	Straylight	43.000	123	lot Cen	2.7500	10200.	86	26643	No
116	GOM_NL__2PRFIN20070405_090459_000000442057_00036_26643_6979.N1	05-APR-2007 09:04:59	Twi_and_stray	44.000	106	9Bet Crv	2.6480	5600.0	88	26643	No
117	GOM_NL__2PRFIN20070405_090654_000000392057_00036_26643_6980.N1	05-APR-2007 09:06:54	Twi_and_stray	38.500	100	4Gam Crv	2.5800	13100.	77	26643	No
118	GOM_NL__2PRFIN20070405_091624_000000382057_00036_26643_6981.N1	05-APR-2007 09:16:24	Bright	37.500	62	94Bet Leo	2.1360	9700.0	75	26643	No
119	GOM_NL__2PRFIN20070405_091806_000000352057_00036_26643_6982.N1	05-APR-2007 09:18:06	Bright	35.000	96	68Del Leo	2.5600	9300.0	70	26643	No
120	GOM_NL__2PRFIN20070405_092452_000000372057_00036_26643_6983.N1	05-APR-2007 09:24:52	Bright	37.000	174	52Psi UMa	3.0040	4400.0	74	26643	No
121	GOM_NL__2PRFIN20070405_092744_000000372057_00036_26643_6984.N1	05-APR-2007 09:27:44	Bright	37.000	87	64Gam UMa	2.4330	11000.	74	26643	No
122	GOM_NL__2PRFIN20070405_092944_000000362057_00036_26643_6985.N1	05-APR-2007 09:29:44	Bright	35.500	36	50Alp UMa	1.8000	6300.0	71	26643	No
123	GOM_NL__2PRFIN20070405_093547_000000402057_00036_26643_6986.N1	05-APR-2007 09:35:47	Bright	39.500	60	7Bet UMi	2.0810	3950.0	79	26643	No
124	GOM_NL__2PRFIN20070405_093749_000000352057_00036_26643_6987.N1	05-APR-2007 09:37:49	Bright	34.500	49	1Alp UMi	1.9900	6300.0	69	26643	No
125	GOM_NL__2PRFIN20070405_094526_000000372057_00036_26643_6988.N1	05-APR-2007 09:45:26	Bright	37.000	89	5Alp Cep	2.4510	8000.0	74	26643	No
126	GOM_NL__2PRFIN20070405_100112_000000462057_00036_26643_6989.N1	05-APR-2007 10:01:12	Twi_and_stray	46.000	61	8Eps Peg	2.1000	3900.0	92	26643	No
127	GOM_NL__2PRFIN20070405_100341_000000422057_00036_26643_6990.N1	05-APR-2007 10:03:41	Twilight	41.500	162	34Alp Aqr	2.9440	5350.0	83	26643	No
128	GOM_NL__2PRFIN20070405_100553_000000452057_00036_26643_6991.N1	05-APR-2007 10:05:53	Dark	44.500	154	22Bet Aqr	2.8990	5700.0	89	26643	No
129	GOM_NL__2PRFIN20070405_100824_000000412057_00036_26643_6992.N1	05-APR-2007 10:08:24	Dark	40.500	142	49Del Cap	2.8500	8900.0	81	26643	No
130	GOM_NL__2PRFIN20070405_102042_000000392057_00036_26643_6993.N1	05-APR-2007 10:20:42	Dark	39.000	45	Alp Pav	1.9400	26000.	78	26643	No
131	GOM_NL__2PRFIN20070405_102814_000000472057_00037_26644_6998.N1	05-APR-2007 10:28:14	Dark	46.500	43	Alp TrA	1.9100	4250.0	93	26644	No
132	GOM_NL__2PRFIN20070405_103009_000000392057_00037_26644_6999.N1	05-APR-2007 10:30:09	Dark	39.000	134	Bet TrA	2.8100	6600.0	78	26644	No
133	GOM_NL__2PRFIN20070405_103245_000000522057_00037_26644_7000.N1	05-APR-2007 10:32:45	Straylight	51.500	4	Alp1Cen	-0.010000	5800.0	103	26644	No
134	GOM_NL__2PRFIN20070405_103538_000000432057_00037_26644_7001.N1	05-APR-2007 10:35:38	Straylight	42.500	78	Alp Lup	2.3040	28000.	85	26644	No
135	GOM_NL__2PRFIN20070405_103816_000000382057_00037_26644_7002.N1	05-APR-2007 10:38:16	Straylight	38.000	64	Gam Cen	2.2000	10600.	76	26644	No
136	GOM_NL__2PRFIN20070405_104054_000000422057_00037_26644_7003.N1	05-APR-2007 10:40:54	Straylight	42.000	123	lot Cen	2.7500	10200.	84	26644	No
137	GOM_NL__2PRFIN20070405_104535_000000452057_00037_26644_7004.N1	05-APR-2007 10:45:35	Twi_and_stray	44.500	106	9Bet Crv	2.6480	5600.0	89	26644	No
138	GOM_NL__2PRFIN20070405_104730_000000402057_00037_26644_7005.N1	05-APR-2007 10:47:30	Twi_and_stray	40.000	100	4Gam Crv	2.5800	13100.	80	26644	No
139	GOM_NL__2PRFIN20070405_105700_000000382057_00037_26644_7006.N1	05-APR-2007 10:57:00	Bright	38.000	62	94Bet Leo	2.1360	9700.0	76	26644	No
140	GOM_NL__2PRFIN20070405_105842_000000362057_00037_26644_7007.N1	05-APR-2007 10:58:42	Bright	35.500	96	68Del Leo	2.5600	9300.0	71	26644	No
141	GOM_NL__2PRFIN20070405_110528_000000372057_00037_26644_7008.N1	05-APR-2007 11:05:28	Bright	36.500	174	52Psi UMa	3.0040	4400.0	73	26644	No
142	GOM_NL__2PRFIN20070405_110820_000000372057_00037_26644_7009.N1	05-APR-2007 11:08:20	Bright	37.000	87	64Gam UMa	2.4330	11000.	74	26644	No
143	GOM_NL__2PRFIN20070405_111019_000000382057_00037_26644_7010.N1	05-APR-2007 11:10:19	Bright	37.500	36	50Alp UMa	1.8000	6300.0	75	26644	No
144	GOM_NL__2PRFIN20070405_111623_000000402057_00037_26644_7011.N1	05-APR-2007 11:16:23	Bright	40.000	60	7Bet UMi	2.0810	3950.0	80	26644	No
145	GOM_NL__2PRFIN20070405_111824_000000342057_00037_26644_7012.N1	05-APR-2007 11:18:24	Bright	34.000	49	1Alp UMi	1.9900	6300.0	68	26644	No
146	GOM_NL__2PRFIN20070405_112602_000000362057_00037_26644_7013.N1	05-APR-2007 11:26:02	Bright	36.000	89	5Alp Cep	2.4510	8000.0	72	26644	No
147	GOM_NL__2PRFIN20070405_114148_000000452057_00037_26644_7014.N1	05-APR-2007 11:41:48	Twi_and_stray	44.500	61	8Eps Peg	2.1000	3900.0	89	26644	No
148	GOM_NL__2PRFIN20070405_114417_000000402057_00037_26644_7015.N1	05-APR-2007 11:44:17	Twilight	39.500	162	34Alp Aqr	2.9440	5350.0	79	26644	No
149	GOM_NL__2PRFIN20070405_114629_000000462057_00037_26644_7016.N1	05-APR-2007 11:46:29	Dark	45.500	154	22Bet Aqr	2.8990	5700.0	91	26644	No
150	GOM_NL__2PRFIN20070405_114900_000000422057_00037_26644_7017.N1	05-APR-2007 11:49:00	Dark	41.500	142	49Del Cap	2.8500	8900.0	83	26644	No
151	GOM_NL__2PRFIN20070405_120118_000000392057_00037_26644_7018.N1	05-APR-2007 12:01:18	Dark	38.500	45	Alp Pav	1.9400	26000.	77	26644	No
152	GOM_NL__2PRFIN20070405_120850_000000412057_00038_26645_7009.N1	05-APR-2007 12:08:50	Dark	41.000	43	Alp TrA	1.9100	4250.0	82	26645	No
153	GOM_NL__2PRFIN20070405_121046_000000392057_00038_26645_7010.N1	05-APR-2007 12:10:46	Dark	38.500	134	Bet TrA	2.8100	6600.0	77	26645	No
154	GOM_NL__2PRFIN20070405_121321_000000522057_00038_26645_7011.N1	05-APR-2007 12:13:21	Straylight	51.500	4	Alp1Cen	-0.010000	5800.0	103	26645	No
155	GOM_NL__2PRFIN20070405_121614_000000452057_00038_26645_7012.N1	05-APR-2007 12:16:14	Straylight	44.500	78	Alp Lup	2.3040	28000.	89	26645	No
156	GOM_NL__2PRFIN20070405_121852_000000382057_00038_26645_7013.N1	05-APR-2007 12:18:52	Straylight	37.500	64	Gam Cen	2.2000	10600.	75	26645	No
157	GOM_NL__2PRFIN20070405_122130_000000422057_00038_26645_7014.N1	05-APR-2007 12:21:30	Straylight	42.000	123	lot Cen	2.7500	10200.	84	26645	No
158	GOM_NL__2PRFIN20070405_122611_000000432057_00038_26645_7015.N1	05-APR-2007 12:26:11	Twi_and_stray	42.500	106	9Bet Crv	2.6480	5600.0	85	26645	No
159	GOM_NL__2PRFIN20070405_122806_000000402057_00038_26645_7016.N1	05-APR-2007 12:28:06	Twi_and_stray	40.000	100	4Gam Crv	2.5800	13100.	80	26645	No
160	GOM_NL__2PRFIN20070405_123736_000000372057_00038_26645_7017.N1	05-APR-2007 12:37:36	Bright	36.500	62	94Bet Leo	2.1360	9700.0	73	26645	No



161	GOM_NL__2PRFIN20070405_123918_000000362057_00038_26645_7018.N1	05-APR-2007 12:39:18	Bright	36.000	96	68Del Leo	2.5600	9300.0	72	26645	No
162	GOM_NL__2PRFIN20070405_124604_000000372057_00038_26645_7019.N1	05-APR-2007 12:46:04	Bright	37.000	174	52Psi UMa	3.0040	4400.0	74	26645	No
163	GOM_NL__2PRFIN20070405_124856_000000372057_00038_26645_7020.N1	05-APR-2007 12:48:56	Bright	37.000	87	64Gam UMa	2.4330	11000.	74	26645	No
164	GOM_NL__2PRFIN20070405_125055_000000372057_00038_26645_7021.N1	05-APR-2007 12:50:55	Bright	37.000	36	50Alp UMa	1.8000	6300.0	74	26645	No
165	GOM_NL__2PRFIN20070405_125658_000000402057_00038_26645_7022.N1	05-APR-2007 12:56:58	Bright	39.500	60	7Bet UMi	2.0810	3950.0	79	26645	No
166	GOM_NL__2PRFIN20070405_125900_000000352057_00038_26645_7023.N1	05-APR-2007 12:59:00	Bright	35.000	49	1Alp UMi	1.9900	6300.0	70	26645	No
167	GOM_NL__2PRFIN20070405_130638_000000362057_00038_26645_7024.N1	05-APR-2007 13:06:38	Bright	35.500	89	5Alp Cep	2.4510	8000.0	71	26645	No
168	GOM_NL__2PRFIN20070405_132224_000000442057_00038_26645_7025.N1	05-APR-2007 13:22:24	Twilight	43.500	61	8Eps Peg	2.1000	3900.0	87	26645	No
169	GOM_NL__2PRFIN20070405_132453_000000442057_00038_26645_7026.N1	05-APR-2007 13:24:53	Twilight	44.000	162	34Alp Aqr	2.9440	5350.0	88	26645	No
170	GOM_NL__2PRFIN20070405_132705_000000442057_00038_26645_7027.N1	05-APR-2007 13:27:05	Dark	44.000	154	22Bet Aqr	2.8990	5700.0	88	26645	No
171	GOM_NL__2PRFIN20070405_132937_000000422057_00038_26645_7028.N1	05-APR-2007 13:29:37	Dark	42.000	142	49Del Cap	2.8500	8900.0	84	26645	No
172	GOM_NL__2PRFIN20070405_134155_000000402057_00038_26645_7029.N1	05-APR-2007 13:41:55	Dark	40.000	45	Alp Pav	1.9400	26000.	80	26645	No
173	GOM_NL__2PRFIN20070405_134926_000000492057_00039_26646_7036.N1	05-APR-2007 13:49:26	Dark	48.500	43	Alp TrA	1.9100	4250.0	97	26646	No
174	GOM_NL__2PRFIN20070405_135122_000000402057_00039_26646_7037.N1	05-APR-2007 13:51:22	Dark	40.000	134	Bet TrA	2.8100	6600.0	80	26646	No
175	GOM_NL__2PRFIN20070405_135357_000000532057_00039_26646_7038.N1	05-APR-2007 13:53:57	Straylight	52.500	4	Alp1Cen	-0.010000	5800.0	105	26646	No
176	GOM_NL__2PRFIN20070405_135651_000000422057_00039_26646_7039.N1	05-APR-2007 13:56:51	Straylight	42.000	78	Alp Lup	2.3040	28000.	84	26646	No
177	GOM_NL__2PRFIN20070405_135928_000000412057_00039_26646_7040.N1	05-APR-2007 13:59:28	Straylight	40.500	64	Gam Cen	2.2000	10600.	81	26646	No
178	GOM_NL__2PRFIN20070405_140206_000000412057_00039_26646_7041.N1	05-APR-2007 14:02:06	Straylight	40.500	123	lot Cen	2.7500	10200.	81	26646	No
179	GOM_NL__2PRFIN20070405_140647_000000442057_00039_26646_7042.N1	05-APR-2007 14:06:47	Twilight	43.500	106	9Bet Crv	2.6480	5600.0	87	26646	No
180	GOM_NL__2PRFIN20070405_140842_000000422057_00039_26646_7043.N1	05-APR-2007 14:08:42	Twilight	42.000	100	4Gam Crv	2.5800	13100.	84	26646	No
181	GOM_NL__2PRFIN20070405_141812_000000372057_00039_26646_7044.N1	05-APR-2007 14:18:12	Bright	37.000	62	94Bet Leo	2.1360	9700.0	74	26646	No
182	GOM_NL__2PRFIN20070405_141954_000000362057_00039_26646_7045.N1	05-APR-2007 14:19:54	Bright	36.000	96	68Del Leo	2.5600	9300.0	72	26646	No
183	GOM_NL__2PRFIN20070405_142640_000000342057_00039_26646_7046.N1	05-APR-2007 14:26:40	Bright	33.500	174	52Psi UMa	3.0040	4400.0	67	26646	No
184	GOM_NL__2PRFIN20070405_142932_000000382057_00039_26646_7047.N1	05-APR-2007 14:29:32	Bright	38.000	87	64Gam UMa	2.4330	11000.	76	26646	No
185	GOM_NL__2PRFIN20070405_143131_000000382057_00039_26646_7048.N1	05-APR-2007 14:31:31	Bright	38.000	36	50Alp UMa	1.8000	6300.0	76	26646	No
186	GOM_NL__2PRFIN20070405_143734_000000392057_00039_26646_7049.N1	05-APR-2007 14:37:34	Bright	39.000	60	7Bet UMi	2.0810	3950.0	78	26646	No
187	GOM_NL__2PRFIN20070405_143936_000000352057_00039_26646_7050.N1	05-APR-2007 14:39:36	Bright	35.000	49	1Alp UMi	1.9900	6300.0	70	26646	No
188	GOM_NL__2PRFIN20070405_144714_000000552057_00039_26646_7051.N1	05-APR-2007 14:47:14	Bright	55.000	89	5Alp Cep	2.4510	8000.0	110	26646	No
189	GOM_NL__2PRFIN20070405_150300_000000452057_00039_26646_7052.N1	05-APR-2007 15:03:00	Twilight	45.000	61	8Eps Peg	2.1000	3900.0	90	26646	No
190	GOM_NL__2PRFIN20070405_150529_000000432057_00039_26646_7053.N1	05-APR-2007 15:05:29	Twilight	43.000	162	34Alp Aqr	2.9440	5350.0	86	26646	No
191	GOM_NL__2PRFIN20070405_150742_000000452057_00039_26646_7054.N1	05-APR-2007 15:07:42	Dark	45.000	154	22Bet Aqr	2.8990	5700.0	90	26646	No
192	GOM_NL__2PRFIN20070405_151013_000000412057_00039_26646_7055.N1	05-APR-2007 15:10:13	Dark	41.000	142	49Del Cap	2.8500	8900.0	82	26646	No
193	GOM_NL__2PRFIN20070405_152231_000000452057_00039_26646_7056.N1	05-APR-2007 15:22:31	Dark	44.500	45	Alp Pav	1.9400	26000.	89	26646	No
194	GOM_NL__2PRFIN20070405_153003_000000492057_00040_26647_7059.N1	05-APR-2007 15:30:03	Dark	49.000	43	Alp TrA	1.9100	4250.0	98	26647	No
195	GOM_NL__2PRFIN20070405_153159_000000392057_00040_26647_7060.N1	05-APR-2007 15:31:59	Dark	39.000	134	Bet TrA	2.8100	6600.0	78	26647	No
196	GOM_NL__2PRFIN20070405_153434_000000522057_00040_26647_7061.N1	05-APR-2007 15:34:34	Straylight	51.500	4	Alp1Cen	-0.010000	5800.0	103	26647	No
197	GOM_NL__2PRFIN20070405_153727_000000452057_00040_26647_7062.N1	05-APR-2007 15:37:27	Straylight	45.000	78	Alp Lup	2.3040	28000.	90	26647	No
198	GOM_NL__2PRFIN20070405_154004_000000382057_00040_26647_7063.N1	05-APR-2007 15:40:04	Straylight	38.000	64	Gam Cen	2.2000	10600.	76	26647	No
199	GOM_NL__2PRFIN20070405_154242_000000442057_00040_26647_7064.N1	05-APR-2007 15:42:42	Straylight	44.000	123	lot Cen	2.7500	10200.	88	26647	No
200	GOM_NL__2PRFIN20070405_154723_000000442057_00040_26647_7065.N1	05-APR-2007 15:47:23	Twilight	44.000	106	9Bet Crv	2.6480	5600.0	88	26647	No
201	GOM_NL__2PRFIN20070405_154918_000000412057_00040_26647_7066.N1	05-APR-2007 15:49:18	Twilight	40.500	100	4Gam Crv	2.5800	13100.	81	26647	No
202	GOM_NL__2PRFIN20070405_155848_000000372057_00040_26647_7067.N1	05-APR-2007 15:58:48	Bright	36.500	62	94Bet Leo	2.1360	9700.0	73	26647	No
203	GOM_NL__2PRFIN20070405_160030_000000362057_00040_26647_7068.N1	05-APR-2007 16:00:30	Bright	35.500	96	68Del Leo	2.5600	9300.0	71	26647	No
204	GOM_NL__2PRFIN20070405_160716_000000372057_00040_26647_7069.N1	05-APR-2007 16:07:16	Bright	37.000	174	52Psi UMa	3.0040	4400.0	74	26647	No
205	GOM_NL__2PRFIN20070405_161007_000000372057_00040_26647_7070.N1	05-APR-2007 16:10:07	Bright	36.500	87	64Gam UMa	2.4330	11000.	73	26647	No
206	GOM_NL__2PRFIN20070405_161207_000000362057_00040_26647_7071.N1	05-APR-2007 16:12:07	Bright	35.500	36	50Alp UMa	1.8000	6300.0	71	26647	No
207	GOM_NL__2PRFIN20070405_161810_000000392057_00040_26647_7072.N1	05-APR-2007 16:18:10	Bright	38.500	60	7Bet UMi	2.0810	3950.0	77	26647	No
208	GOM_NL__2PRFIN20070405_162012_000000362057_00040_26647_7073.N1	05-APR-2007 16:20:12	Bright	36.000	49	1Alp UMi	1.9900	6300.0	72	26647	No
209	GOM_NL__2PRFIN20070405_162749_000000352057_00040_26647_7074.N1	05-APR-2007 16:27:49	Bright	35.000	89	5Alp Cep	2.4510	8000.0	70	26647	No
210	GOM_NL__2PRFIN20070405_164336_000000452057_00040_26647_7075.N1	05-APR-2007 16:43:36	Twilight	44.500	61	8Eps Peg	2.1000	3900.0	89	26647	No
211	GOM_NL__2PRFIN20070405_164605_000000432057_00040_26647_7076.N1	05-APR-2007 16:46:05	Twilight	42.500	162	34Alp Aqr	2.9440	5350.0	85	26647	No
212	GOM_NL__2PRFIN20070405_164818_000000422057_00040_26647_7077.N1	05-APR-2007 16:48:18	Dark	42.000	154	22Bet Aqr	2.8990	5700.0	84	26647	No
213	GOM_NL__2PRFIN20070405_165049_000000402057_00040_26647_7078.N1	05-APR-2007 16:50:49	Dark	40.000	142	49Del Cap	2.8500	8900.0	80	26647	No
214	GOM_NL__2PRFIN20070405_170307_000000392057_00040_26647_7079.N1	05-APR-2007 17:03:07	Dark	38.500	45	Alp Pav	1.9400	26000.	77	26647	No
215	GOM_NL__2PRFIN20070405_171039_000000402057_00041_26648_7070.N1	05-APR-2007 17:10:39	Dark	39.500	43	Alp TrA	1.9100	4250.0	79	26648	No
216	GOM_NL__2PRFIN20070405_171235_000000392057_00041_26648_7071.N1	05-APR-2007 17:12:35	Dark	38.500	134	Bet TrA	2.8100	6600.0	77	26648	No
217	GOM_NL__2PRFIN20070405_171510_000000532057_00041_26648_7072.N1	05-APR-2007 17:15:10	Straylight	53.000	4	Alp1Cen	-0.010000	5800.0	106	26648	No
218	GOM_NL__2PRFIN20070405_171804_000000432057_00041_26648_7073.N1	05-APR-2007 17:18:04	Straylight	42.500	78	Alp Lup	2.3040	28000.	85	26648	No
219	GOM_NL__2PRFIN20070405_172041_000000372057_00041_26648_7074.N1	05-APR-2007 17:20:41	Straylight	36.500	64	Gam Cen	2.2000	10600.	73	26648	No

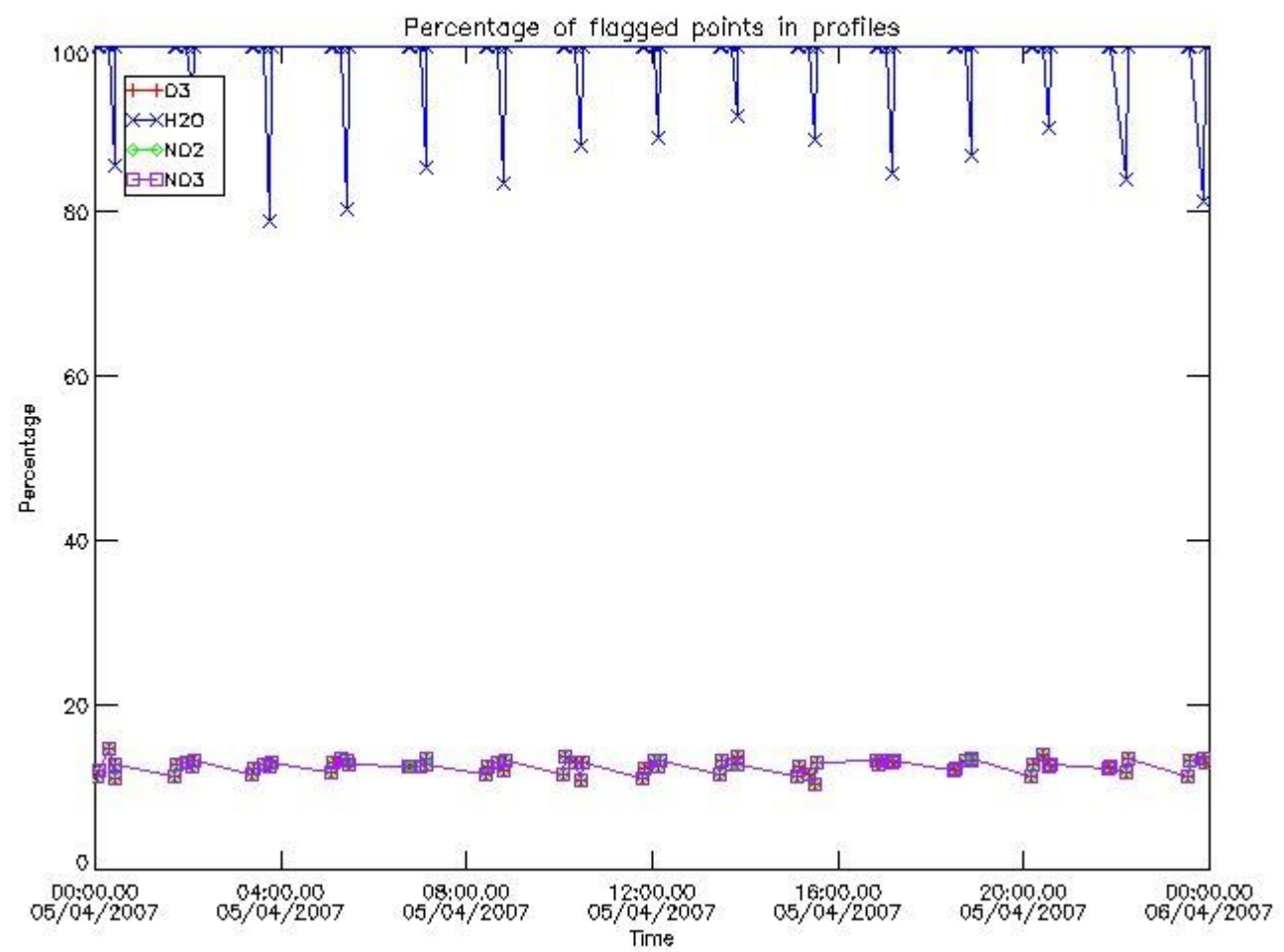
220	GOM_NL__2PRFIN20070405_172319_000000412057_00041_26648_7075.N1	05-APR-2007 17:23:19	Straylight	41.000	123	lot Cen	2.7500	10200.	82	26648	No
221	GOM_NL__2PRFIN20070405_172800_000000432057_00041_26648_7076.N1	05-APR-2007 17:28:00	Tw_i_and_stray	43.000	106	9Bet Crv	2.6480	5600.0	86	26648	No
222	GOM_NL__2PRFIN20070405_172954_000000422057_00041_26648_7077.N1	05-APR-2007 17:29:54	Tw_i_and_stray	42.000	100	4Gam Crv	2.5800	13100.	84	26648	No
223	GOM_NL__2PRFIN20070405_173924_000000372057_00041_26648_7078.N1	05-APR-2007 17:39:24	Bright	37.000	62	94Bet Leo	2.1360	9700.0	74	26648	No
224	GOM_NL__2PRFIN20070405_174106_000000352057_00041_26648_7079.N1	05-APR-2007 17:41:06	Bright	35.000	96	68Del Leo	2.5600	9300.0	70	26648	No
225	GOM_NL__2PRFIN20070405_174752_000000372057_00041_26648_7080.N1	05-APR-2007 17:47:52	Bright	36.500	174	52Psi UMa	3.0040	4400.0	73	26648	No
226	GOM_NL__2PRFIN20070405_175043_000000362057_00041_26648_7081.N1	05-APR-2007 17:50:43	Bright	36.000	87	64Gam UMa	2.4330	11000.	72	26648	No
227	GOM_NL__2PRFIN20070405_175243_000000352057_00041_26648_7082.N1	05-APR-2007 17:52:43	Bright	34.500	36	50Alp UMa	1.8000	6300.0	69	26648	No
228	GOM_NL__2PRFIN20070405_175846_000000392057_00041_26648_7083.N1	05-APR-2007 17:58:46	Bright	39.000	60	7Bet UMi	2.0810	3950.0	78	26648	No
229	GOM_NL__2PRFIN20070405_180048_000000352057_00041_26648_7084.N1	05-APR-2007 18:00:48	Bright	34.500	49	1Alp UMi	1.9900	6300.0	69	26648	No
230	GOM_NL__2PRFIN20070405_180825_000000352057_00041_26648_7085.N1	05-APR-2007 18:08:25	Bright	35.000	89	5Alp Cep	2.4510	8000.0	70	26648	No
231	GOM_NL__2PRFIN20070405_182413_000000462057_00041_26648_7086.N1	05-APR-2007 18:24:13	Tw_i_and_stray	46.000	61	8Eps Peg	2.1000	3900.0	92	26648	No
232	GOM_NL__2PRFIN20070405_182642_000000422057_00041_26648_7087.N1	05-APR-2007 18:26:42	Twilight	42.000	162	34Alp Aqr	2.9440	5350.0	84	26648	No
233	GOM_NL__2PRFIN20070405_182855_000000422057_00041_26648_7088.N1	05-APR-2007 18:28:55	Dark	42.000	154	22Bet Aqr	2.8990	5700.0	84	26648	No
234	GOM_NL__2PRFIN20070405_183126_000000422057_00041_26648_7089.N1	05-APR-2007 18:31:26	Dark	41.500	142	49Del Cap	2.8500	8900.0	83	26648	No
235	GOM_NL__2PRFIN20070405_184344_000000392057_00041_26648_7090.N1	05-APR-2007 18:43:44	Dark	38.500	45	Alp Pav	1.9400	26000.	77	26648	No
236	GOM_NL__2PRFIN20070405_185116_000000392057_00042_26649_7092.N1	05-APR-2007 18:51:16	Dark	38.500	43	Alp TrA	1.9100	4250.0	77	26649	No
237	GOM_NL__2PRFIN20070405_185312_000000382057_00042_26649_7093.N1	05-APR-2007 18:53:12	Dark	38.000	134	Bet TrA	2.8100	6600.0	76	26649	No
238	GOM_NL__2PRFIN20070405_185547_000000522057_00042_26649_7094.N1	05-APR-2007 18:55:47	Straylight	52.000	4	Alp1Cen	-0.010000	5800.0	104	26649	No
239	GOM_NL__2PRFIN20070405_185841_000000462057_00042_26649_7095.N1	05-APR-2007 18:58:41	Straylight	46.000	78	Alp Lup	2.3040	28000.	92	26649	No
240	GOM_NL__2PRFIN20070405_190117_000000402057_00042_26649_7096.N1	05-APR-2007 19:01:17	Straylight	39.500	64	Gam Cen	2.2000	10600.	79	26649	No
241	GOM_NL__2PRFIN20070405_190355_000000432057_00042_26649_7097.N1	05-APR-2007 19:03:55	Straylight	42.500	123	lot Cen	2.7500	10200.	85	26649	No
242	GOM_NL__2PRFIN20070405_190836_000000442057_00042_26649_7098.N1	05-APR-2007 19:08:36	Tw_i_and_stray	43.500	106	9Bet Crv	2.6480	5600.0	87	26649	No
243	GOM_NL__2PRFIN20070405_191031_000000422057_00042_26649_7099.N1	05-APR-2007 19:10:31	Tw_i_and_stray	42.000	100	4Gam Crv	2.5800	13100.	84	26649	No
244	GOM_NL__2PRFIN20070405_192000_000000382057_00042_26649_7100.N1	05-APR-2007 19:20:00	Bright	37.500	62	94Bet Leo	2.1360	9700.0	75	26649	No
245	GOM_NL__2PRFIN20070405_192142_000000362057_00042_26649_7101.N1	05-APR-2007 19:21:42	Bright	36.000	96	68Del Leo	2.5600	9300.0	72	26649	No
246	GOM_NL__2PRFIN20070405_192828_000000352057_00042_26649_7102.N1	05-APR-2007 19:28:28	Bright	35.000	174	52Psi UMa	3.0040	4400.0	70	26649	No
247	GOM_NL__2PRFIN20070405_193119_000000352057_00042_26649_7103.N1	05-APR-2007 19:31:19	Bright	35.000	87	64Gam UMa	2.4330	11000.	70	26649	No
248	GOM_NL__2PRFIN20070405_193319_000000522057_00042_26649_7104.N1	05-APR-2007 19:33:19	Bright	52.000	36	50Alp UMa	1.8000	6300.0	104	26649	No
249	GOM_NL__2PRFIN20070405_193921_000000402057_00042_26649_7105.N1	05-APR-2007 19:39:21	Bright	39.500	60	7Bet UMi	2.0810	3950.0	79	26649	No
250	GOM_NL__2PRFIN20070405_194124_000000362057_00042_26649_7106.N1	05-APR-2007 19:41:24	Bright	35.500	49	1Alp UMi	1.9900	6300.0	71	26649	No
251	GOM_NL__2PRFIN20070405_194901_000000522057_00042_26649_7107.N1	05-APR-2007 19:49:01	Bright	52.000	89	5Alp Cep	2.4510	8000.0	104	26649	No
252	GOM_NL__2PRFIN20070405_200449_000000462057_00042_26649_7108.N1	05-APR-2007 20:04:49	Tw_i_and_stray	45.500	61	8Eps Peg	2.1000	3900.0	91	26649	No
253	GOM_NL__2PRFIN20070405_200718_000000422057_00042_26649_7109.N1	05-APR-2007 20:07:18	Twilight	42.000	162	34Alp Aqr	2.9440	5350.0	84	26649	No
254	GOM_NL__2PRFIN20070405_200931_000000452057_00042_26649_7110.N1	05-APR-2007 20:09:31	Dark	45.000	154	22Bet Aqr	2.8990	5700.0	90	26649	No
255	GOM_NL__2PRFIN20070405_201202_000000402057_00042_26649_7111.N1	05-APR-2007 20:12:02	Dark	40.000	142	49Del Cap	2.8500	8900.0	80	26649	No
256	GOM_NL__2PRFIN20070405_202420_000000372057_00042_26649_7112.N1	05-APR-2007 20:24:20	Dark	36.500	45	Alp Pav	1.9400	26000.	73	26649	No
257	GOM_NL__2PRFIN20070405_203152_000000412057_00043_26650_7107.N1	05-APR-2007 20:31:52	Dark	41.000	43	Alp TrA	1.9100	4250.0	82	26650	No
258	GOM_NL__2PRFIN20070405_203348_000000402057_00043_26650_7108.N1	05-APR-2007 20:33:48	Dark	40.000	134	Bet TrA	2.8100	6600.0	80	26650	No
259	GOM_NL__2PRFIN20070405_203623_000000522057_00043_26650_7109.N1	05-APR-2007 20:36:23	Straylight	52.000	4	Alp1Cen	-0.010000	5800.0	104	26650	No
260	GOM_NL__2PRFIN20070405_203917_000000452057_00043_26650_7110.N1	05-APR-2007 20:39:17	Straylight	44.500	78	Alp Lup	2.3040	28000.	89	26650	No
261	GOM_NL__2PRFIN20070405_204153_000000412057_00043_26650_7111.N1	05-APR-2007 20:41:53	Straylight	41.000	64	Gam Cen	2.2000	10600.	82	26650	No
262	GOM_NL__2PRFIN20070405_204431_000000412057_00043_26650_7112.N1	05-APR-2007 20:44:31	Straylight	40.500	123	lot Cen	2.7500	10200.	81	26650	No
263	GOM_NL__2PRFIN20070405_204912_000000422057_00043_26650_7113.N1	05-APR-2007 20:49:12	Tw_i_and_stray	42.000	106	9Bet Crv	2.6480	5600.0	84	26650	No
264	GOM_NL__2PRFIN20070405_205107_000000402057_00043_26650_7114.N1	05-APR-2007 20:51:07	Tw_i_and_stray	40.000	100	4Gam Crv	2.5800	13100.	80	26650	No
265	GOM_NL__2PRFIN20070405_210036_000000382057_00043_26650_7115.N1	05-APR-2007 21:00:36	Bright	37.500	62	94Bet Leo	2.1360	9700.0	75	26650	No
266	GOM_NL__2PRFIN20070405_210218_000000352057_00043_26650_7116.N1	05-APR-2007 21:02:18	Bright	35.000	96	68Del Leo	2.5600	9300.0	70	26650	No
267	GOM_NL__2PRFIN20070405_210904_000000372057_00043_26650_7117.N1	05-APR-2007 21:09:04	Bright	37.000	174	52Psi UMa	3.0040	4400.0	74	26650	No
268	GOM_NL__2PRFIN20070405_211155_000000532057_00043_26650_7118.N1	05-APR-2007 21:11:55	Bright	53.000	87	64Gam UMa	2.4330	11000.	106	26650	No
269	GOM_NL__2PRFIN20070405_211355_000000382057_00043_26650_7119.N1	05-APR-2007 21:13:55	Bright	37.500	36	50Alp UMa	1.8000	6300.0	75	26650	No
270	GOM_NL__2PRFIN20070405_211957_000000392057_00043_26650_7120.N1	05-APR-2007 21:19:57	Bright	38.500	60	7Bet UMi	2.0810	3950.0	77	26650	No
271	GOM_NL__2PRFIN20070405_212200_000000362057_00043_26650_7121.N1	05-APR-2007 21:22:00	Bright	35.500	49	1Alp UMi	1.9900	6300.0	71	26650	No
272	GOM_NL__2PRFIN20070405_212937_000000372057_00043_26650_7122.N1	05-APR-2007 21:29:37	Bright	37.000	89	5Alp Cep	2.4510	8000.0	74	26650	No
273	GOM_NL__2PRFIN20070405_214526_000000472057_00043_26650_7123.N1	05-APR-2007 21:45:26	Tw_i_and_stray	46.500	61	8Eps Peg	2.1000	3900.0	93	26650	No
274	GOM_NL__2PRFIN20070405_214754_000000432057_00043_26650_7124.N1	05-APR-2007 21:47:54	Twilight	42.500	162	34Alp Aqr	2.9440	5350.0	85	26650	No
275	GOM_NL__2PRFIN20070405_215007_000000422057_00043_26650_7125.N1	05-APR-2007 21:50:07	Dark	41.500	154	22Bet Aqr	2.8990	5700.0	83	26650	No
276	GOM_NL__2PRFIN20070405_215239_000000412057_00043_26650_7126.N1	05-APR-2007 21:52:39	Dark	41.000	142	49Del Cap	2.8500	8900.0	82	26650	No
277	GOM_NL__2PRFIN20070405_221228_000000442057_00044_26651_7126.N1	05-APR-2007 22:12:28	Dark	43.500	43	Alp TrA	1.9100	4250.0	87	26651	No
278	GOM_NL__2PRFIN20070405_221424_000000382057_00044_26651_7127.N1	05-APR-2007 22:14:24	Dark	38.000	134	Bet TrA	2.8100	6600.0	76	26651	No

279	GOM_NL__2PRFIN20070405_221659_000000522057_00044_26651_7128.N1	05-APR-2007 22:16:59	Straylight	51.500	4	Alp1Cen	-0.010000	5800.0	103	26651	No
280	GOM_NL__2PRFIN20070405_221953_000000432057_00044_26651_7129.N1	05-APR-2007 22:19:53	Straylight	43.000	78	Alp Lup	2.3040	28000.	86	26651	No
281	GOM_NL__2PRFIN20070405_222229_000000412057_00044_26651_7130.N1	05-APR-2007 22:22:29	Straylight	41.000	64	Gam Cen	2.2000	10600.	82	26651	No
282	GOM_NL__2PRFIN20070405_222508_000000422057_00044_26651_7131.N1	05-APR-2007 22:25:08	Straylight	42.000	123	lot Cen	2.7500	10200.	84	26651	No
283	GOM_NL__2PRFIN20070405_222948_000000432057_00044_26651_7132.N1	05-APR-2007 22:29:48	Tw_i_and_stray	42.500	106	9Bet Crv	2.6480	5600.0	85	26651	No
284	GOM_NL__2PRFIN20070405_223143_000000412057_00044_26651_7133.N1	05-APR-2007 22:31:43	Tw_i_and_stray	41.000	100	4Gam Crv	2.5800	13100.	82	26651	No
285	GOM_NL__2PRFIN20070405_224111_000000372057_00044_26651_7134.N1	05-APR-2007 22:41:11	Bright	37.000	62	94Bet Leo	2.1360	9700.0	74	26651	No
286	GOM_NL__2PRFIN20070405_224254_000000352057_00044_26651_7135.N1	05-APR-2007 22:42:54	Bright	35.000	96	68Del Leo	2.5600	9300.0	70	26651	No
287	GOM_NL__2PRFIN20070405_224939_000000352057_00044_26651_7136.N1	05-APR-2007 22:49:39	Bright	34.500	174	52Psi UMa	3.0040	4400.0	69	26651	No
288	GOM_NL__2PRFIN20070405_225231_000000382057_00044_26651_7137.N1	05-APR-2007 22:52:31	Bright	37.500	87	64Gam UMa	2.4330	11000.	75	26651	No
289	GOM_NL__2PRFIN20070405_225431_000000362057_00044_26651_7138.N1	05-APR-2007 22:54:31	Bright	35.500	36	50Alp UMa	1.8000	6300.0	71	26651	No
290	GOM_NL__2PRFIN20070405_230032_000000362057_00044_26651_7139.N1	05-APR-2007 23:00:32	Bright	35.500	60	7Bet UMi	2.0810	3950.0	71	26651	No
291	GOM_NL__2PRFIN20070405_230236_000000342057_00044_26651_7140.N1	05-APR-2007 23:02:36	Bright	34.000	49	1Alp UMi	1.9900	6300.0	68	26651	No
292	GOM_NL__2PRFIN20070405_231013_000000382057_00044_26651_7141.N1	05-APR-2007 23:10:13	Bright	37.500	89	5Alp Cep	2.4510	8000.0	75	26651	No
293	GOM_NL__2PRFIN20070405_232602_000000462057_00044_26651_7142.N1	05-APR-2007 23:26:02	Tw_i_and_stray	45.500	61	8Eps Peg	2.1000	3900.0	91	26651	No
294	GOM_NL__2PRFIN20070405_232830_000000432057_00044_26651_7143.N1	05-APR-2007 23:28:30	Twilight	42.500	162	34Alp Aqr	2.9440	5350.0	85	26651	No
295	GOM_NL__2PRFIN20070405_233044_000000452057_00044_26651_7144.N1	05-APR-2007 23:30:44	Dark	45.000	154	22Bet Aqr	2.8990	5700.0	90	26651	No
296	GOM_NL__2PRFIN20070405_233315_000000432057_00044_26651_7145.N1	05-APR-2007 23:33:15	Dark	42.500	142	49Del Cap	2.8500	8900.0	85	26651	No
297	GOM_NL__2PRFIN20070405_235304_000000382057_00045_26652_7141.N1	05-APR-2007 23:53:04	Dark	37.500	43	Alp TrA	1.9100	4250.0	75	26652	No
298	GOM_NL__2PRFIN20070405_235501_000000402057_00045_26652_7142.N1	05-APR-2007 23:55:01	Dark	39.500	134	Bet TrA	2.8100	6600.0	79	26652	No
299	GOM_NL__2PRFIN20070405_235736_000000452057_00045_26652_7143.N1	05-APR-2007 23:57:36	Straylight	45.000	4	Alp1Cen	-0.010000	5800.0	90	26652	No

### 3. Quality information per product

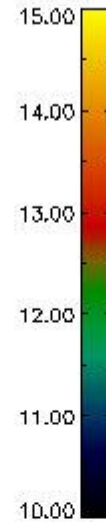
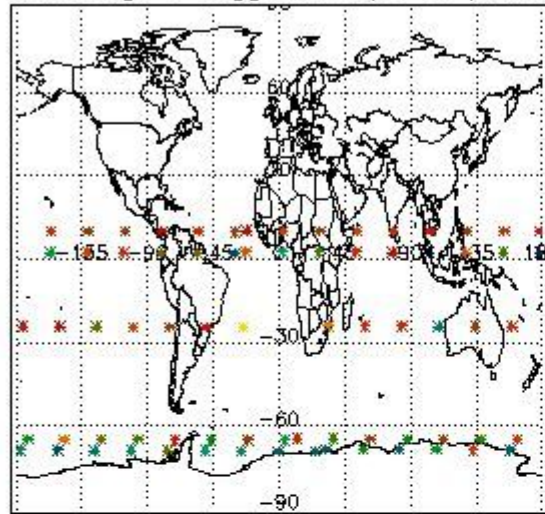
In this section it is plotted some information contained in the Quality Summary data set of the level 2 products. Only products in dark limb conditions and without errors (error flag in the MPH set to "0") are used.

#### 3.1 Plot quality information per product (time dependant)

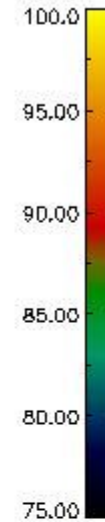
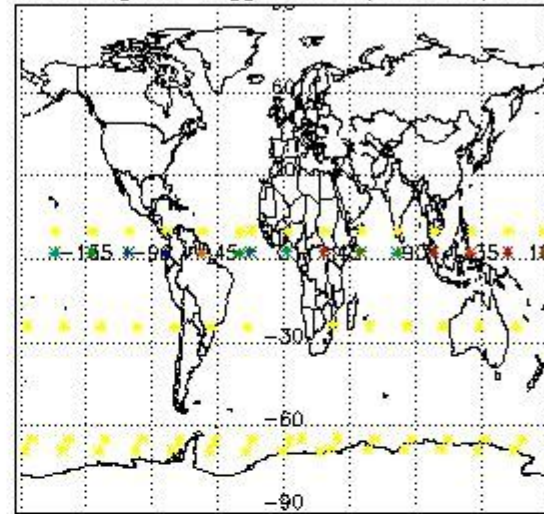


3.2 Plot quality information per product (world map)

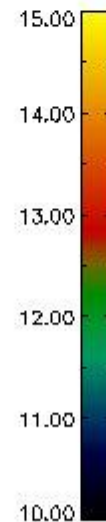
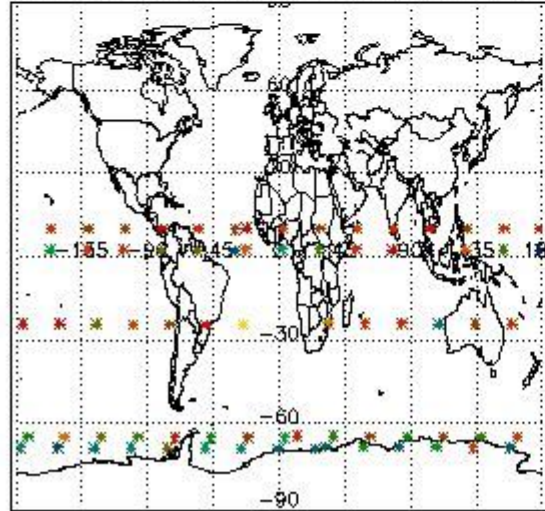
Percentage of flagged data per O3 profile



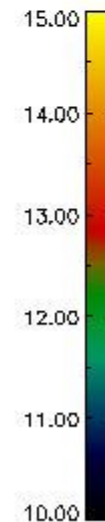
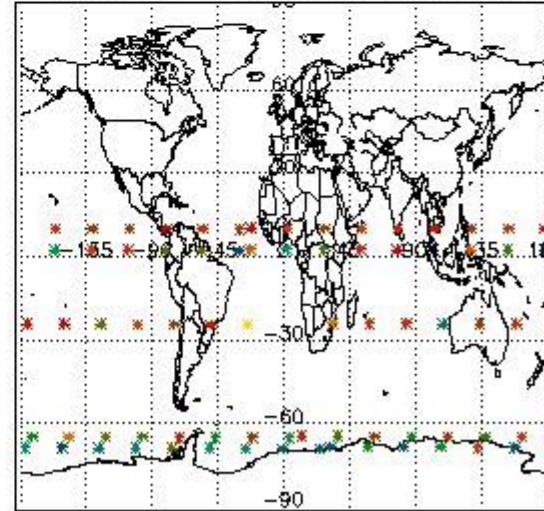
Percentage of flagged data per H2O profile



Percentage of flagged data per NO2 profile



Percentage of flagged data per NO3 profile

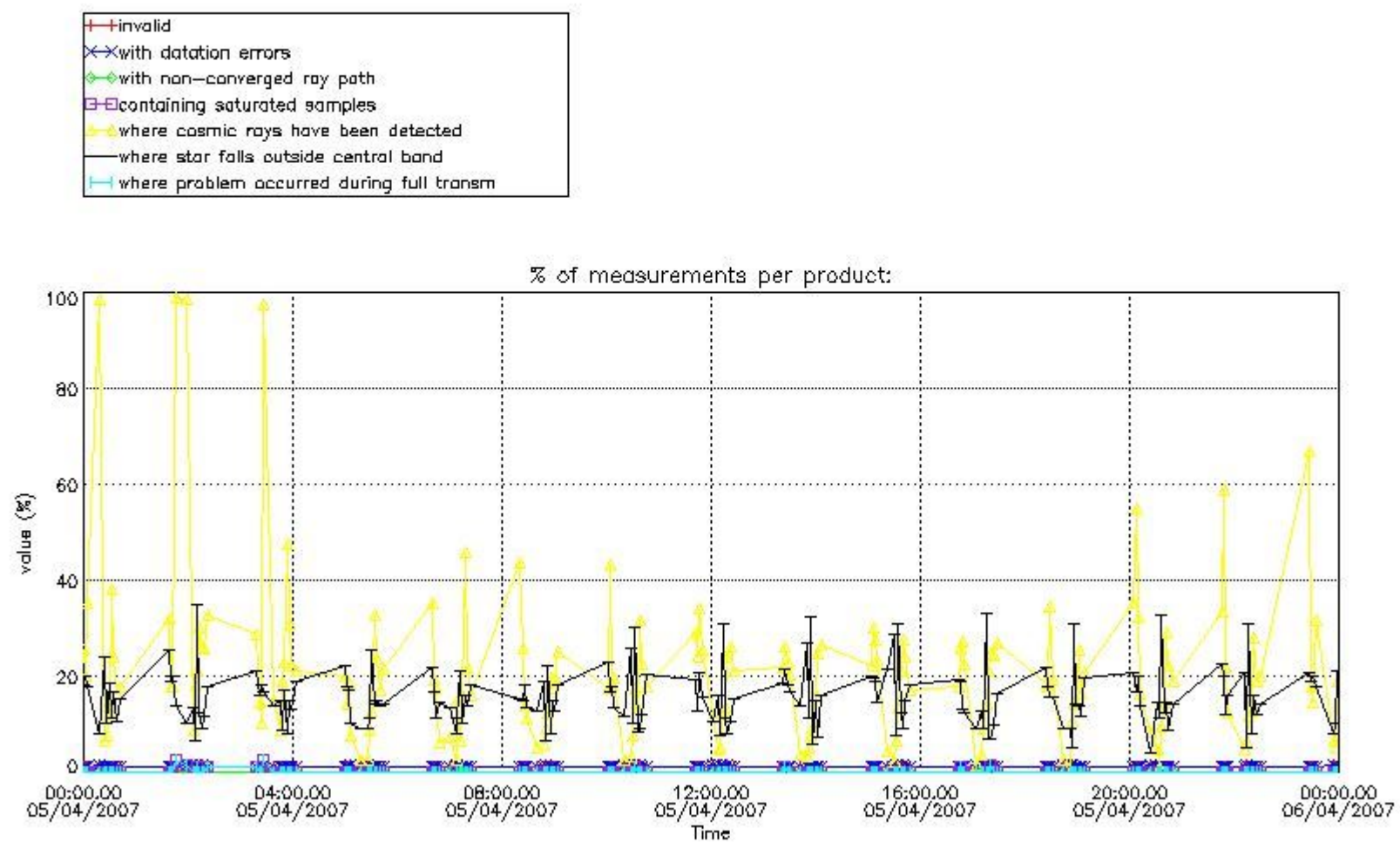


#### 4. Level 1 quality information per product

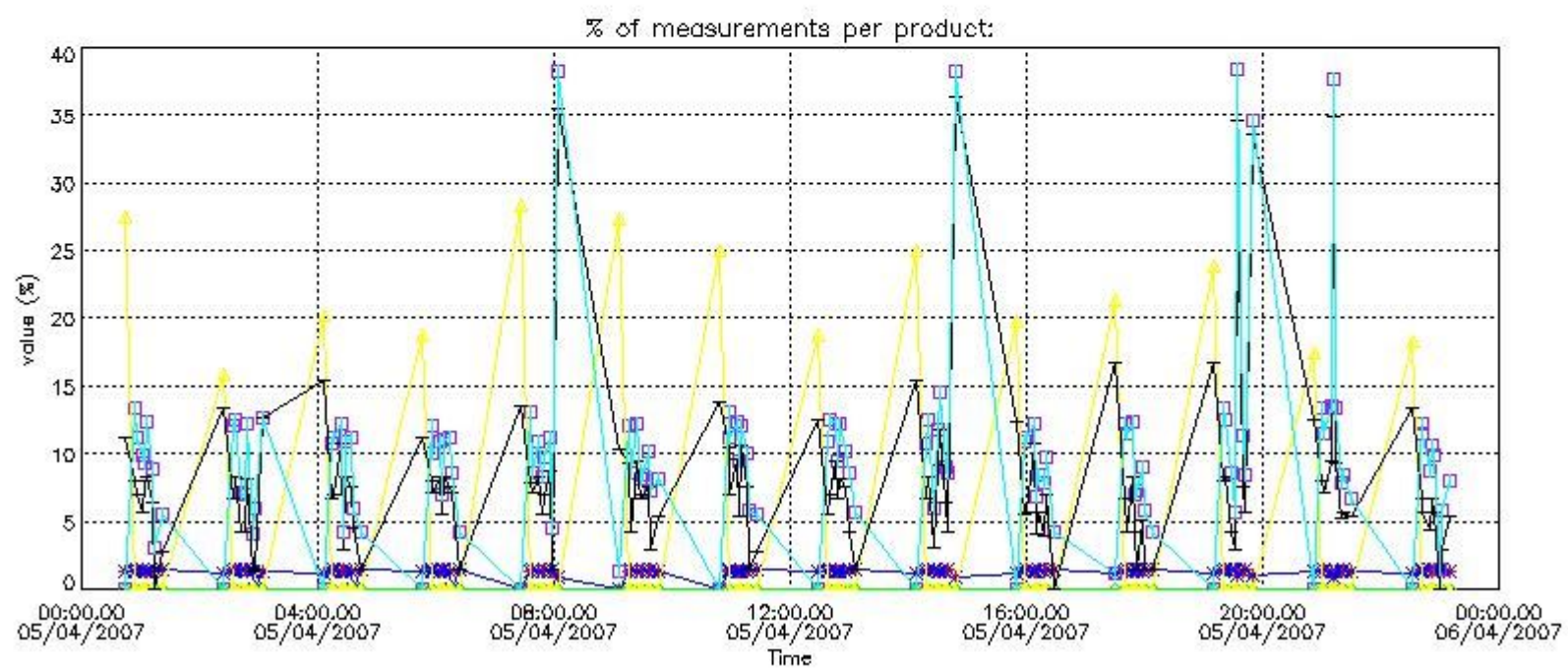
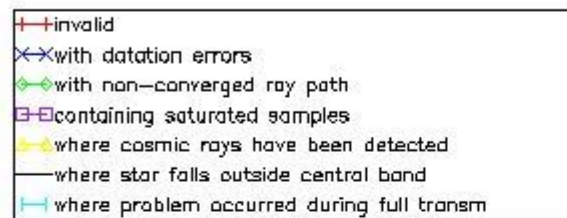
In this section it is plotted some information contained in the Quality Summary data set of the level 2 products that comes from the level 1b processing. Products without errors (error flag in the MPH set to "0") are used.

##### 4.1 Plot quality information per product (time dependant) coming from level 1b processing

###### 4.1.1 Plot level 1 quality information per product (time dependant): ENVISAT ASCENDING passes



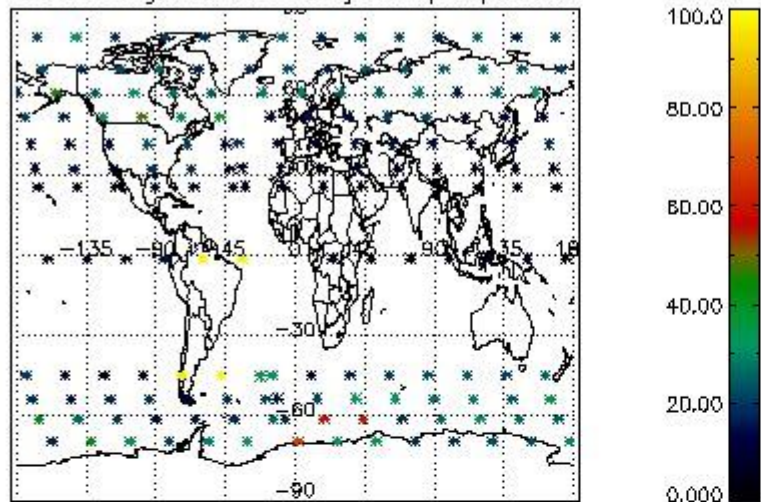
4.1.2 Plot level 1 quality information per product (time dependant): ENVI SAT DESCENDING passes



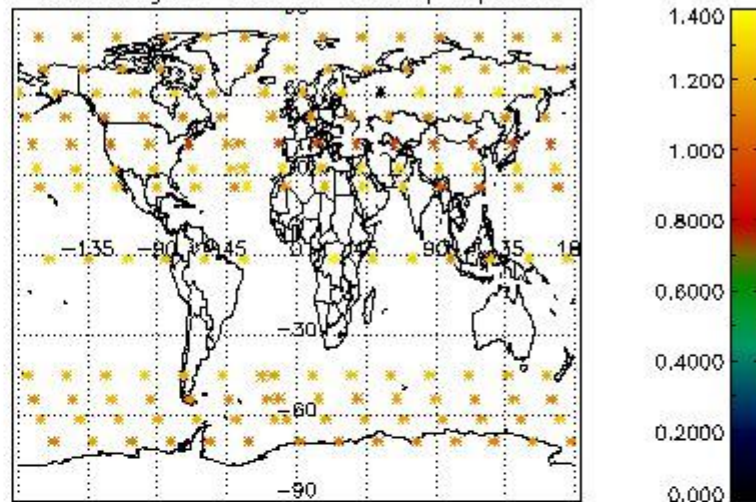
#### 4.2 Plot quality information per product coming from level 1b processing (world map)

##### 4.2.1 Plot level 1 quality information per product (world map): ENVI SAT ASCENDING passes

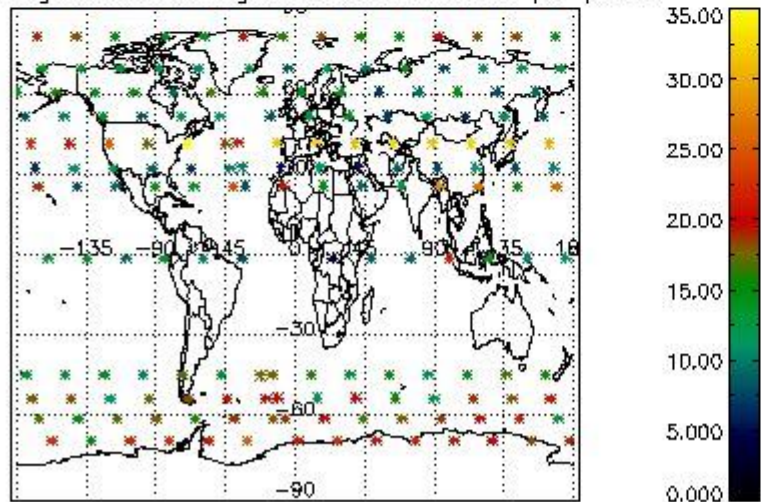
Percentage of cosmic ray hits per profile



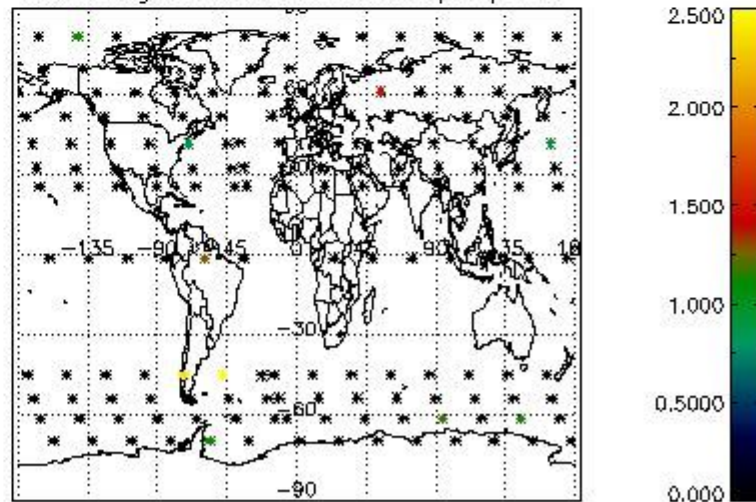
Percentage of datation errors per profile



Percentage of star falling outside central band per profile

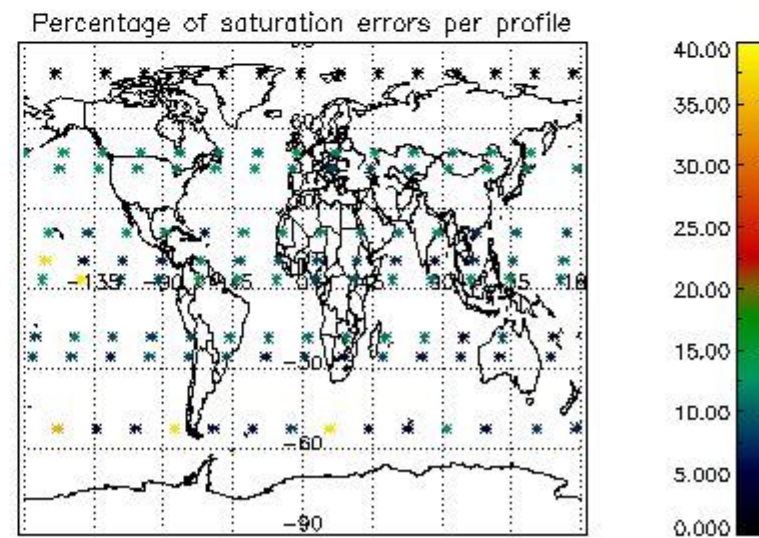
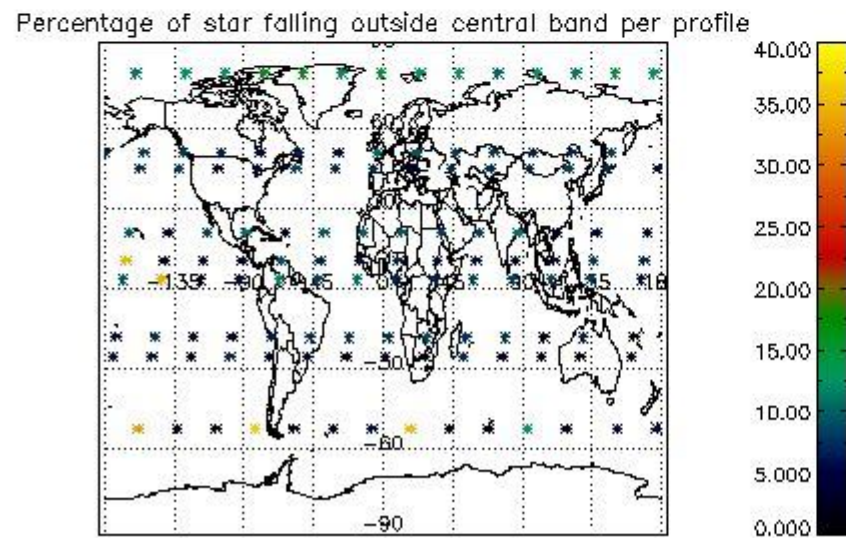
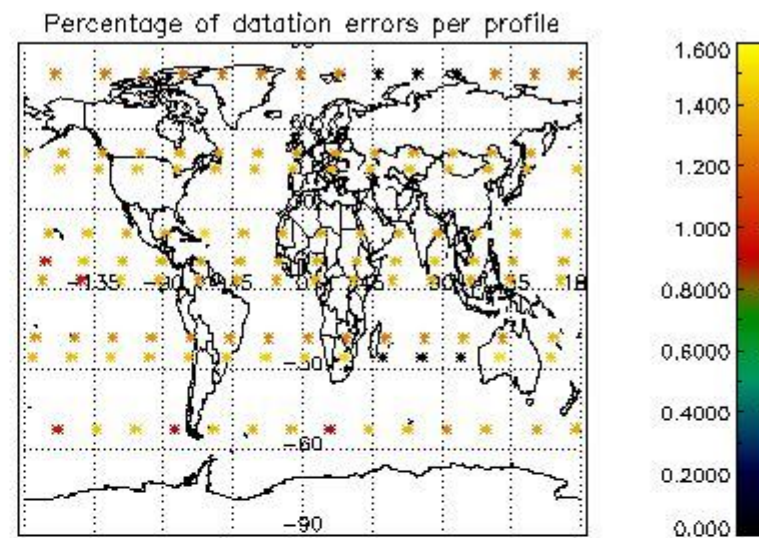
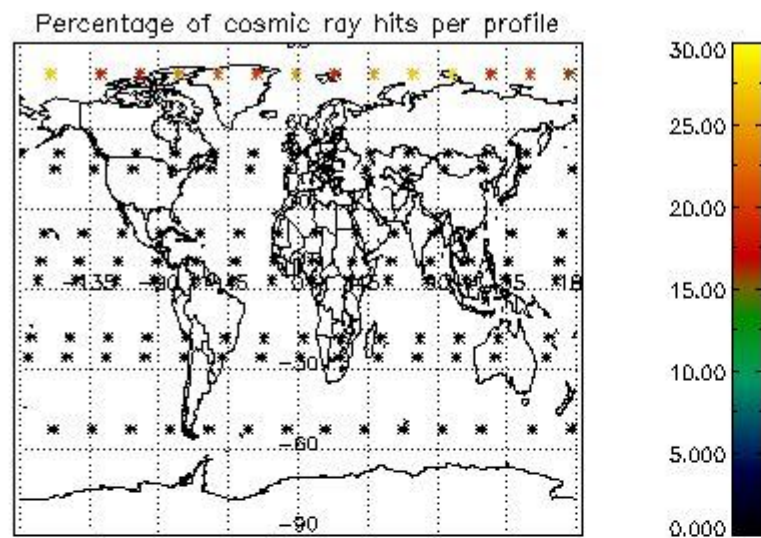


Percentage of saturation errors per profile



4.2.2 Plot level 1 quality information per product (world map): ENVISAT DESCENDING passes





## 5. Trace gas profiles

### 5.1 Ozone statistics based on quality of products

The final quality of the products can be "measured" using the STD (Standard Deviation) attached to every point profile. This information is written to the parameter GOM\_NL\_\_2P/NL\_LOCAL\_SPECIES\_DENSITY/o3\_std of the level 2 products. The table below shows the statistics for given STD ranges.

The statistics are given with respect to the overall valid production:

- Products without fatal errors: GOM\_NL\_\_2P/MPH/PRODUCT\_ERR=0
- Valid point profile: GOM\_NL\_\_2P/NL\_LOCAL\_SPECIES\_DENSITY/pcd(0)=0

The 'Criteria' is applied to valid points of dark limb products:

- Products in dark limb illumination condition: GOM\_NL\_\_2P/NL\_SUMMARY\_QUALITY/obs\_ill\_cond=0
- Products without fatal errors: GOM\_NL\_\_2P/MPH/PRODUCT\_ERR=0
- Valid point profile: GOM\_NL\_\_2P/NL\_LOCAL\_SPECIES\_DENSITY/pcd(0)=0

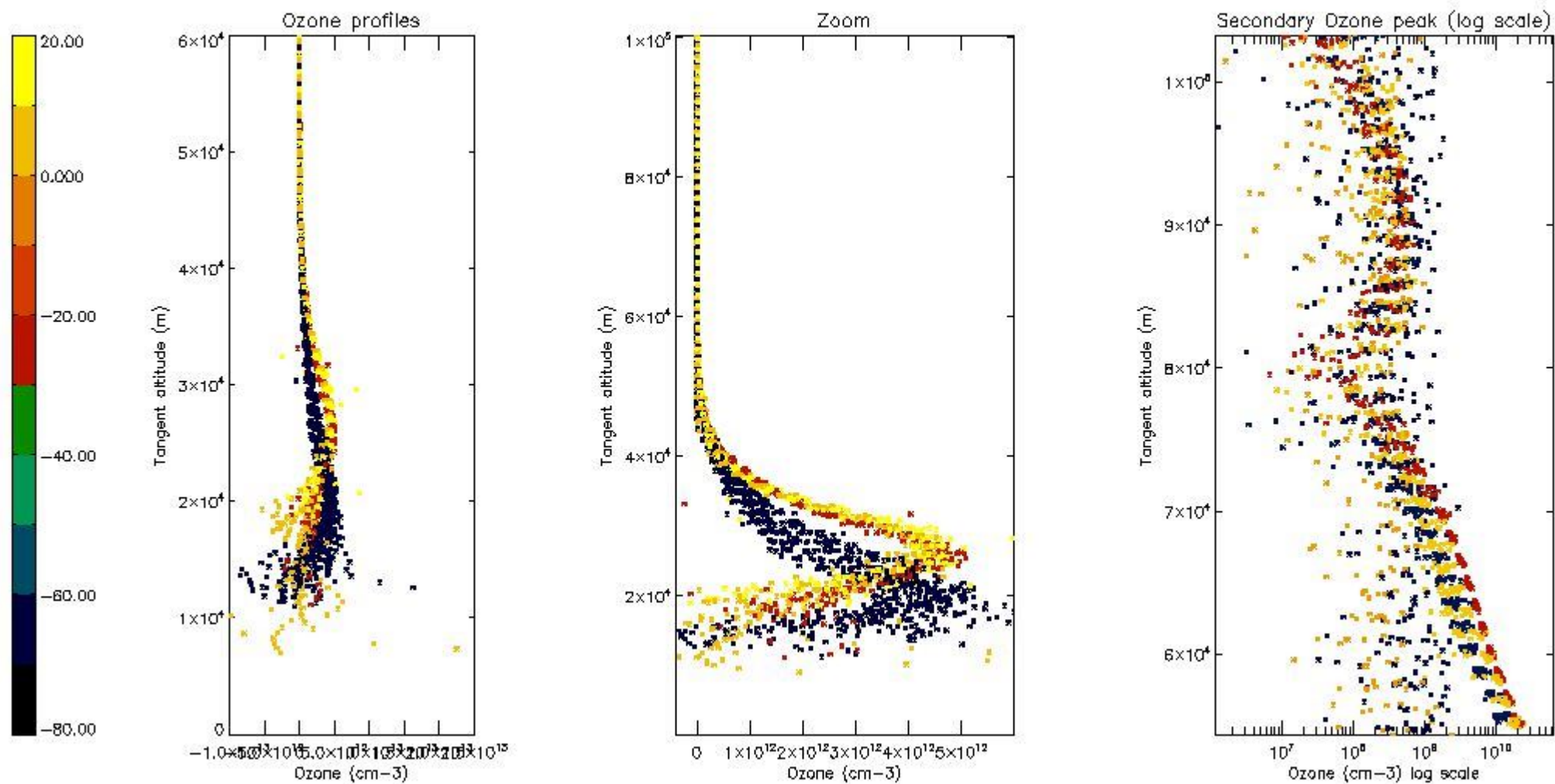
So, the table below shows the percentage of dark limb and valid observations for each criteria with respect to the overall valid daily observations.

Criteria	% of total production
All STD	25
STD < 20	10

STD < 10	6
STD < 5	2

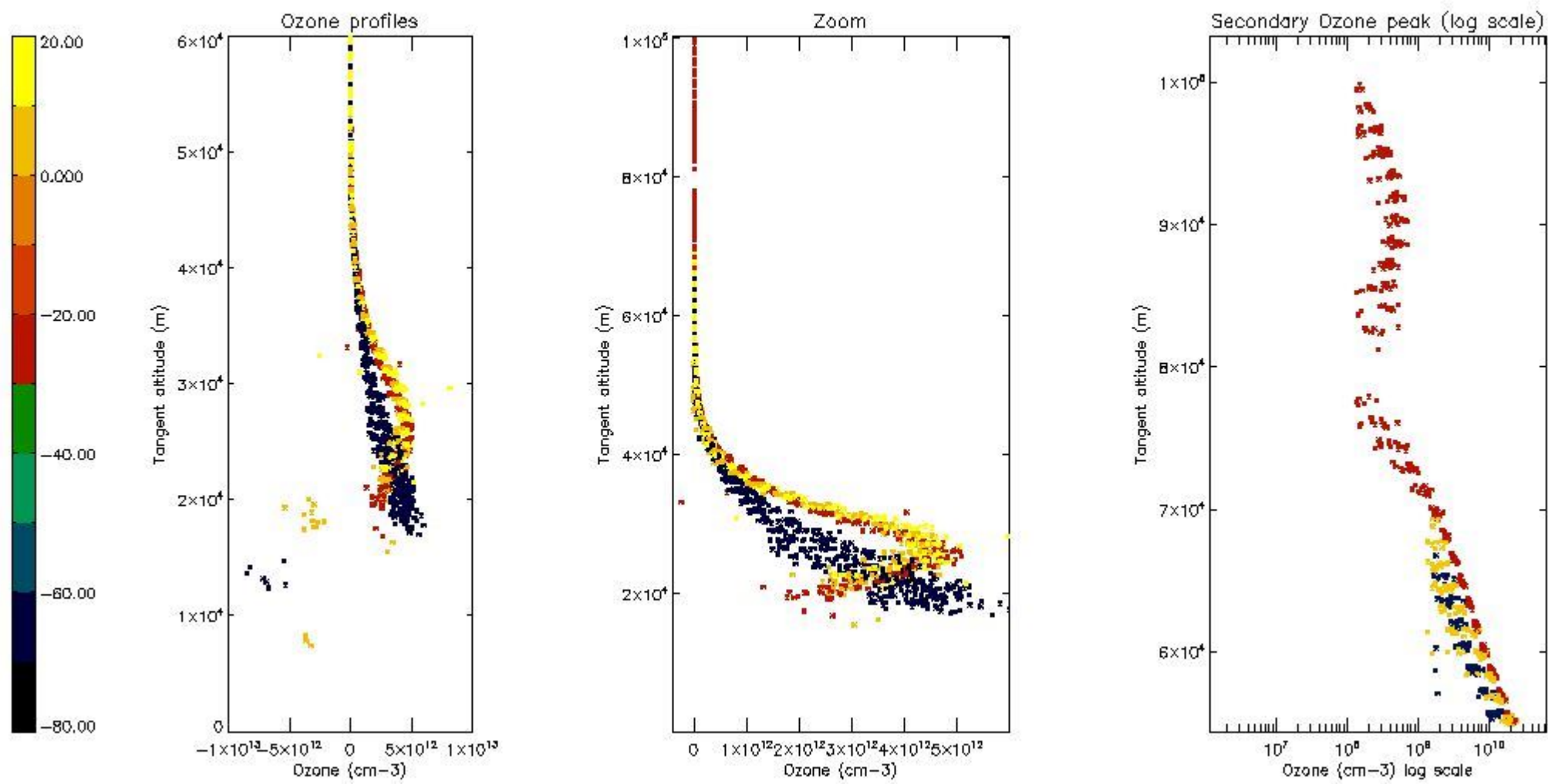
5.2 Plot ozone profiles for all STD (dark without errors)

The colorbar represents the latitude.



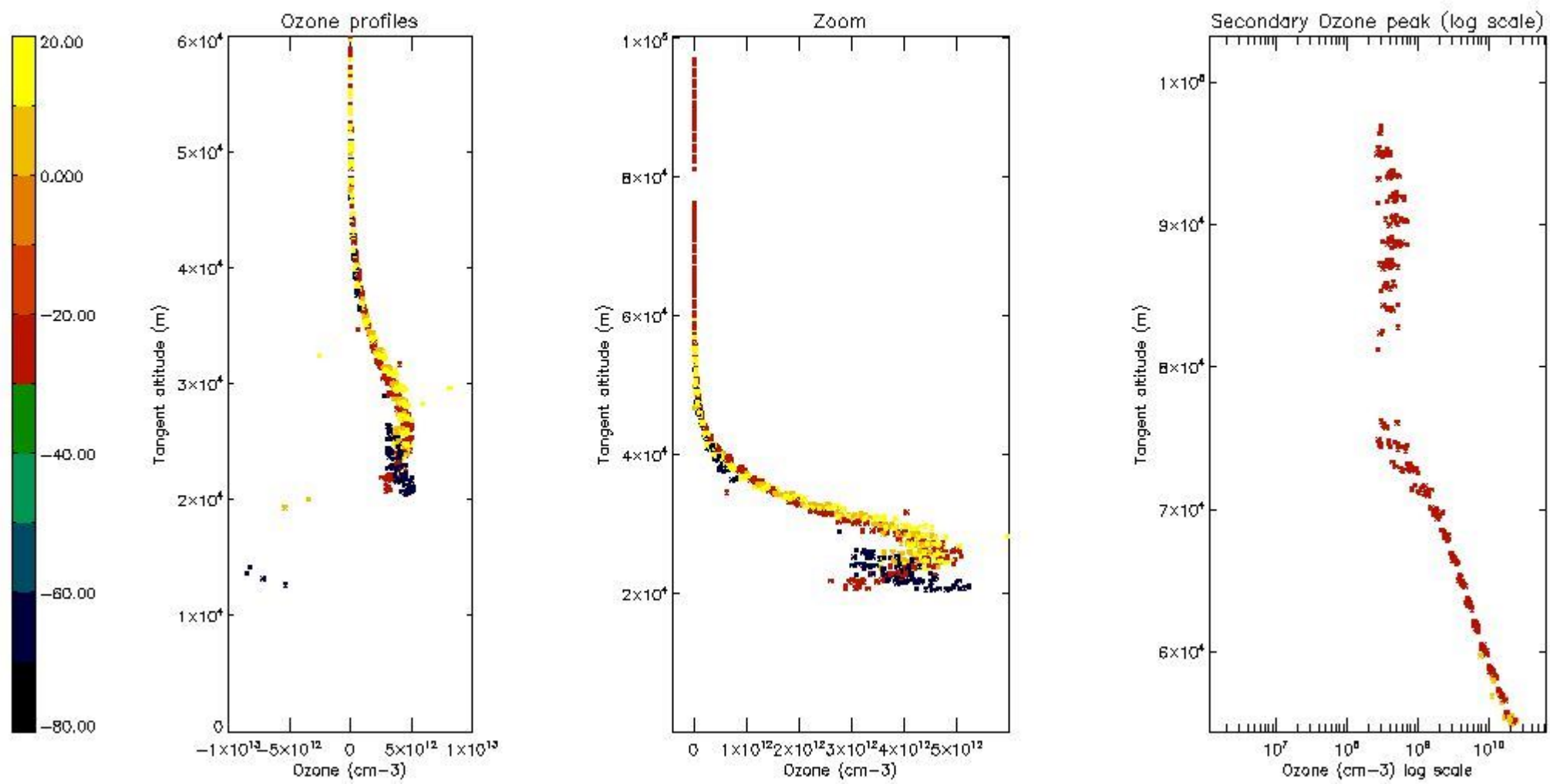
5.3 Plot ozone profiles where STD < 20% (dark without errors)

The colorbar represents the latitude.



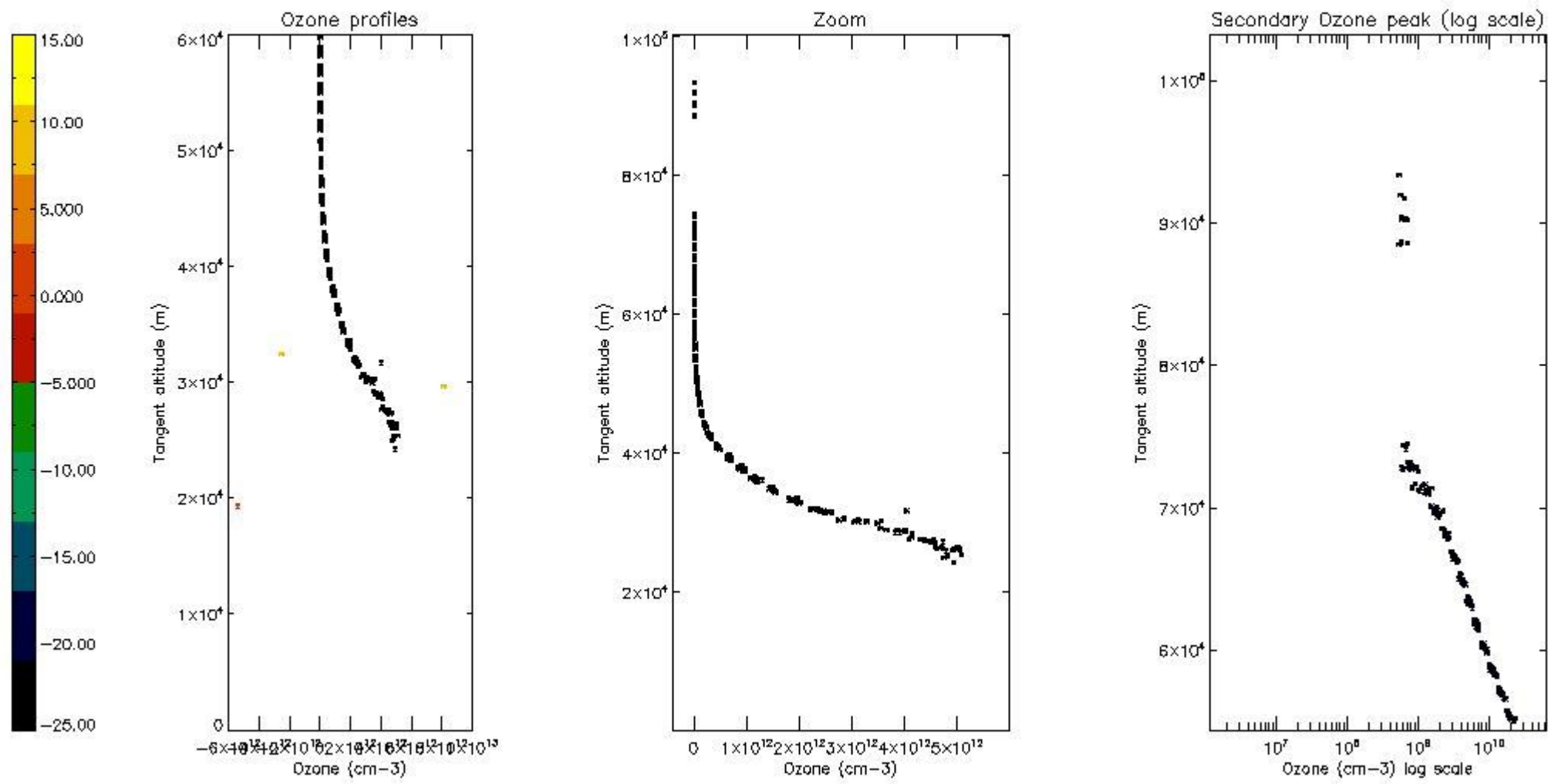
*5.4 Plot ozone profiles where STD < 10% (dark without errors)*

The colorbar represents the latitude.



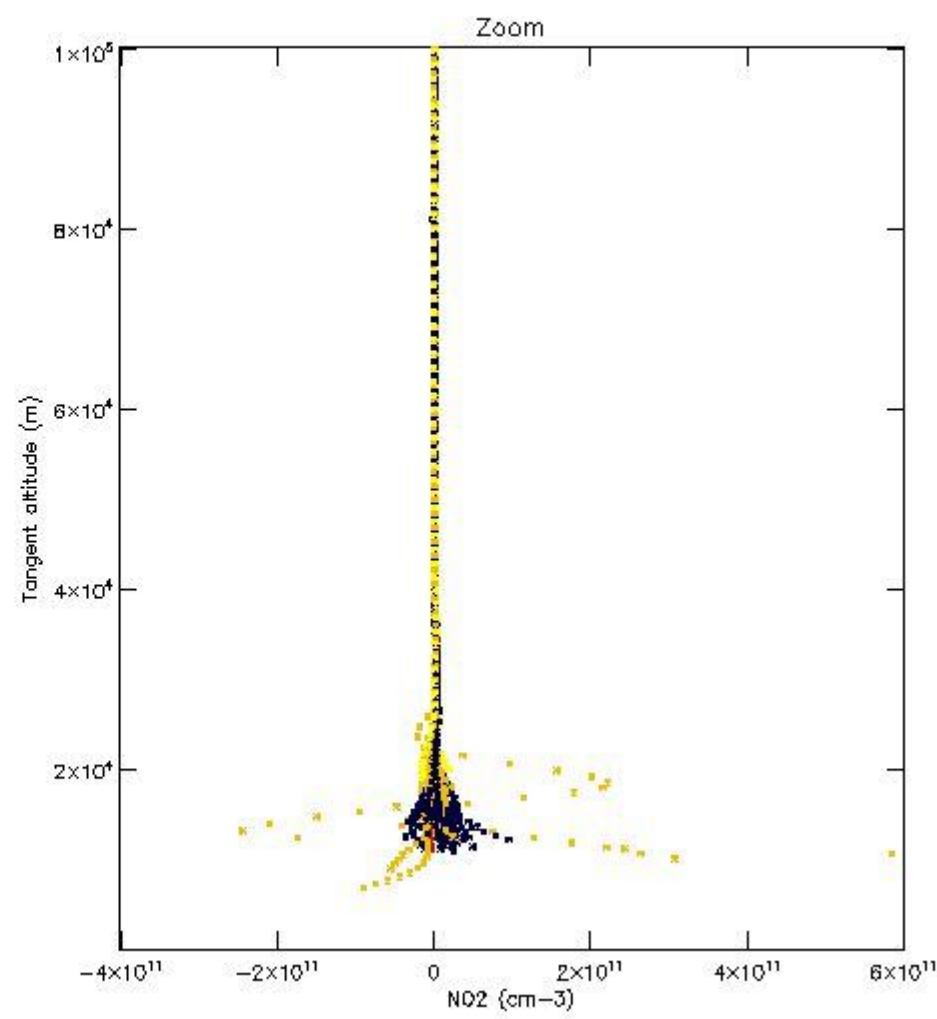
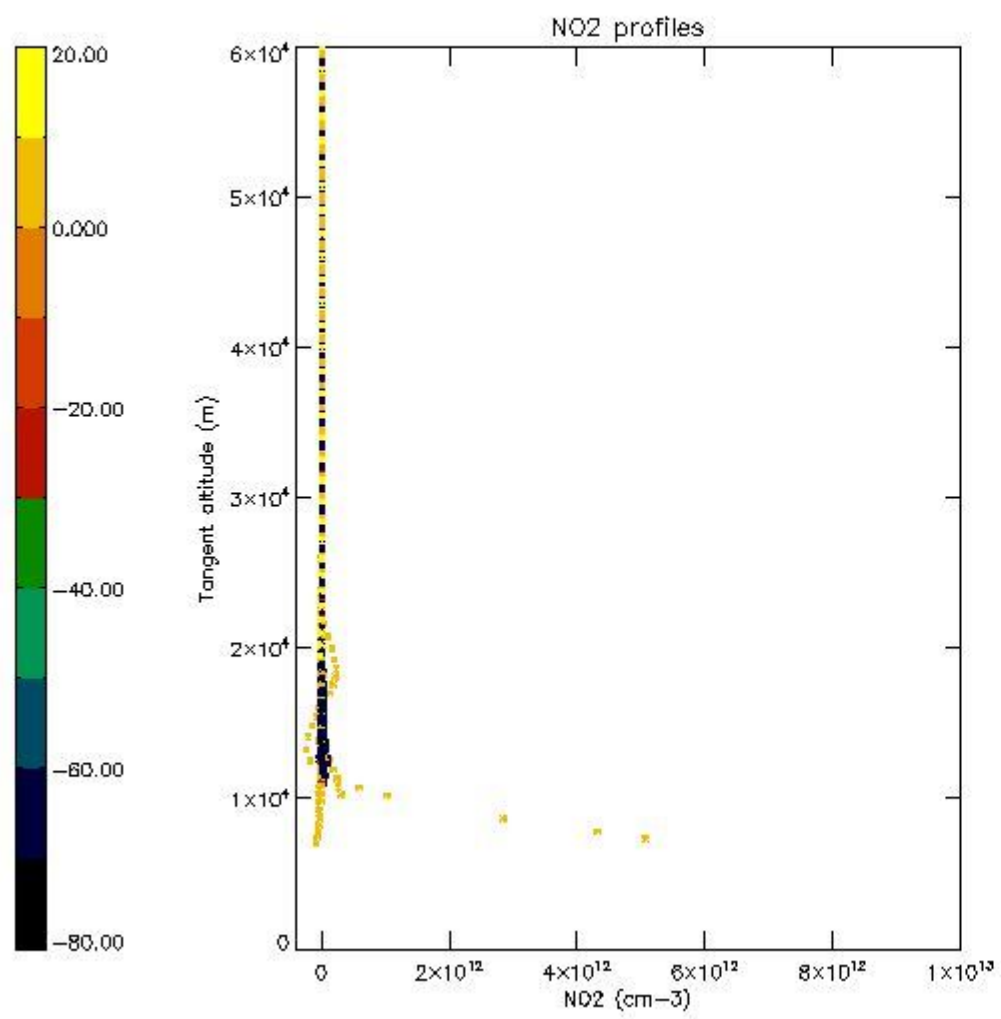
*5.5 Plot ozone profiles where STD < 5% (dark without errors)*

The colorbar represents the latitude.



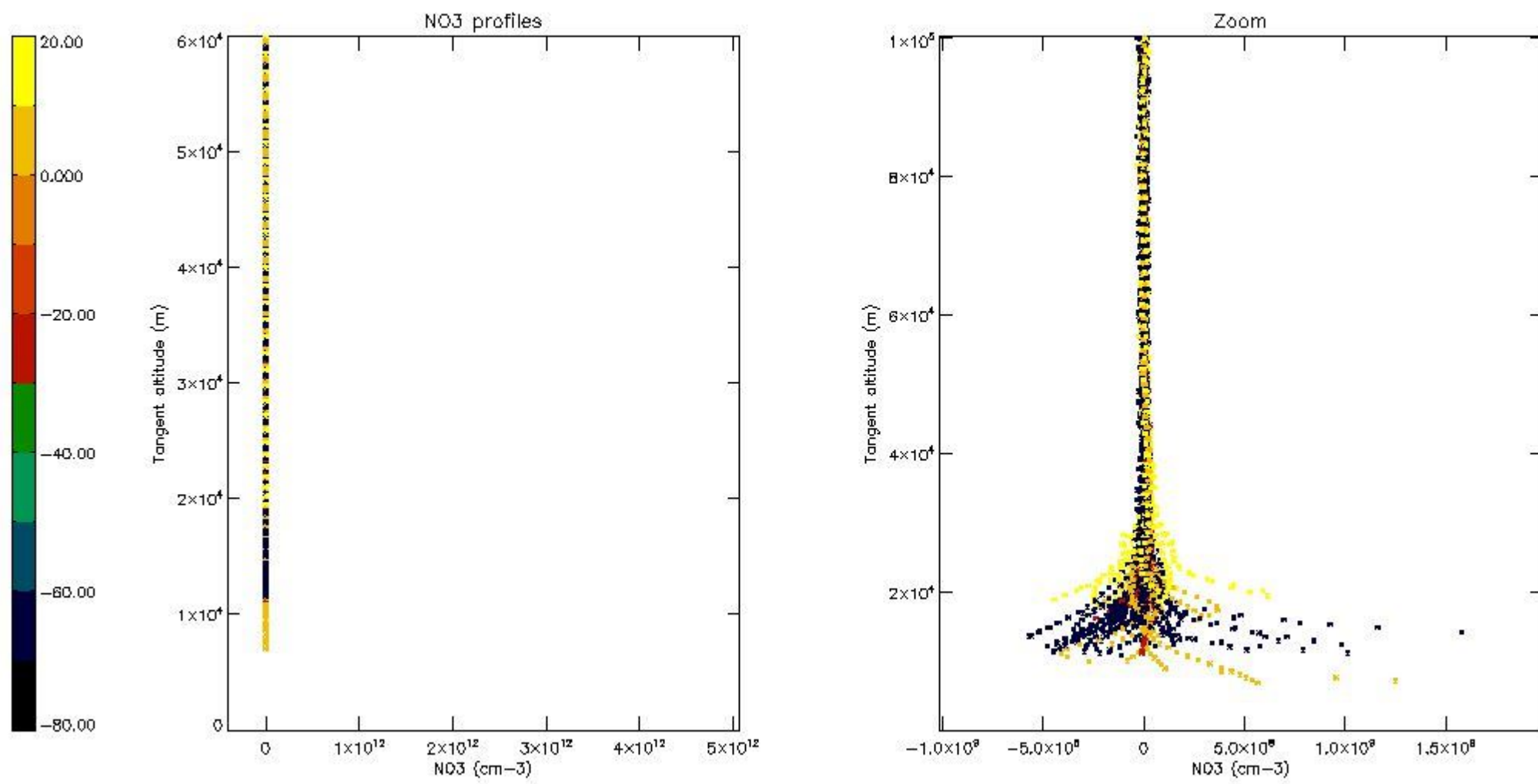
*5.6 Plot NO<sub>2</sub> profiles for all STD (dark without errors)*

The colorbar represents the latitude.



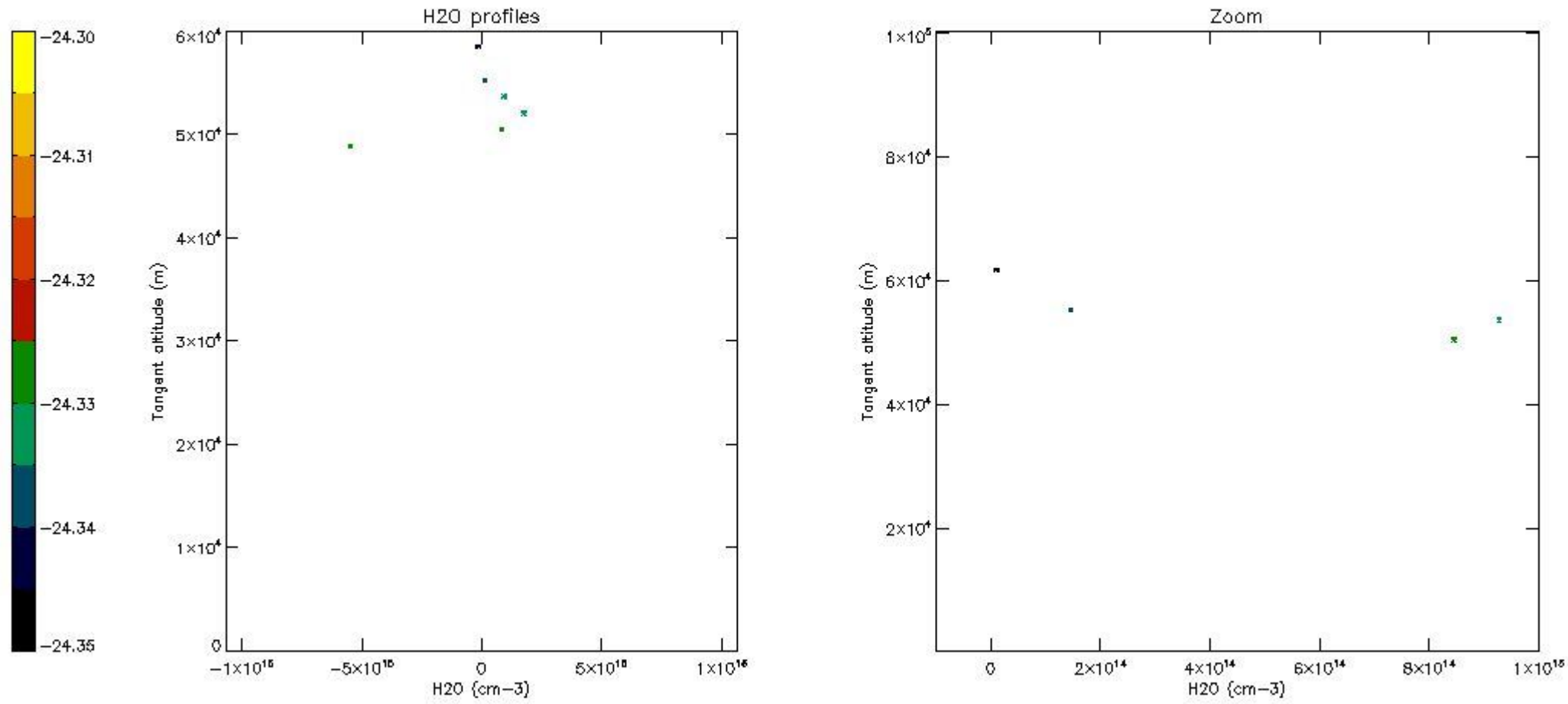
*5.7 Plot NO3 profiles for all STD (dark without errors)*

The colorbar represents the latitude.



5.8 Plot H<sub>2</sub>O profiles for all STD (only for occultations of stars 1,2,3,4,13,14,16,26,63 dark without errors)

The colorbar represents the latitude.

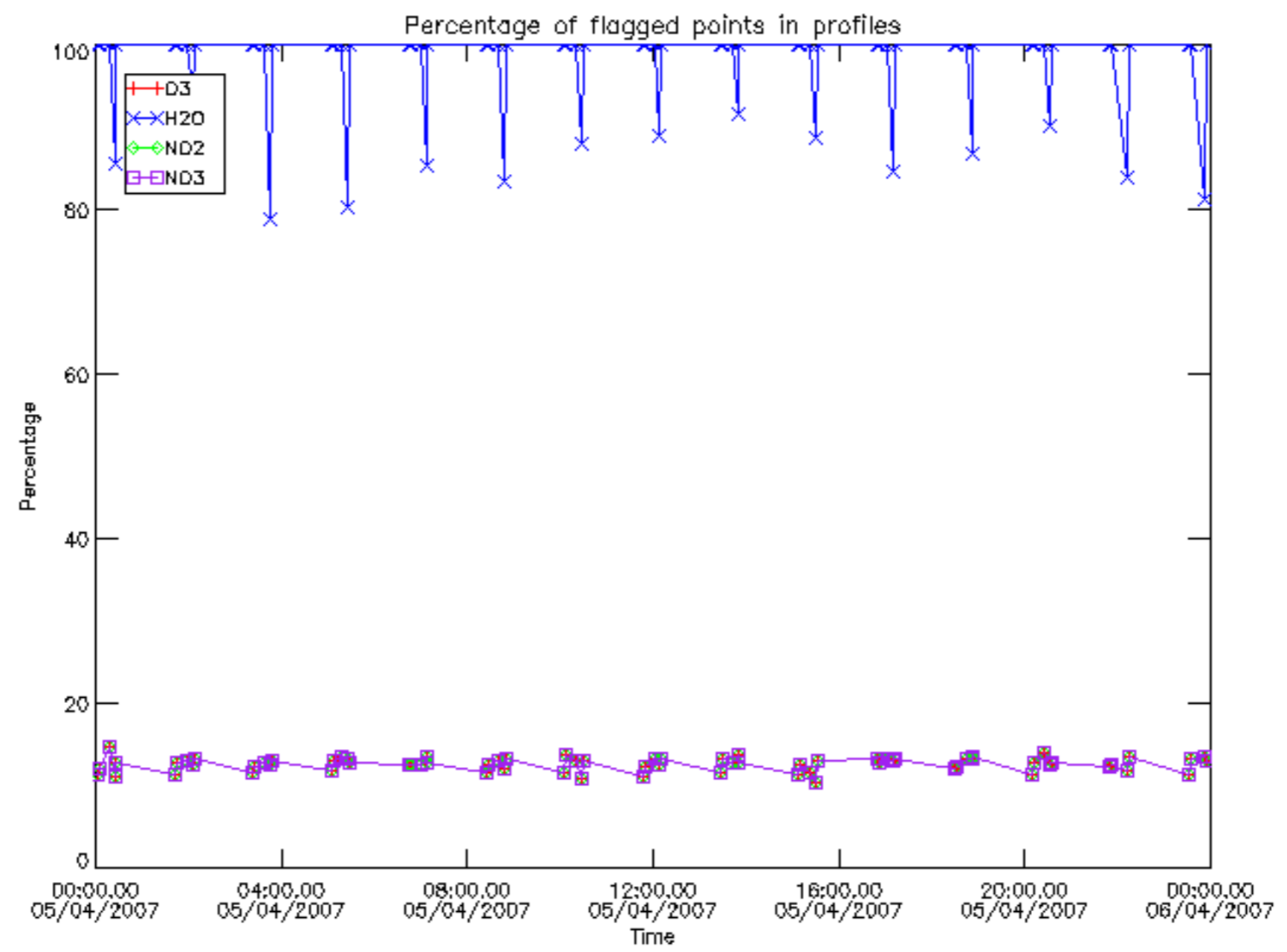


## 6. Auxiliary Data Files used for the production reported in section 2

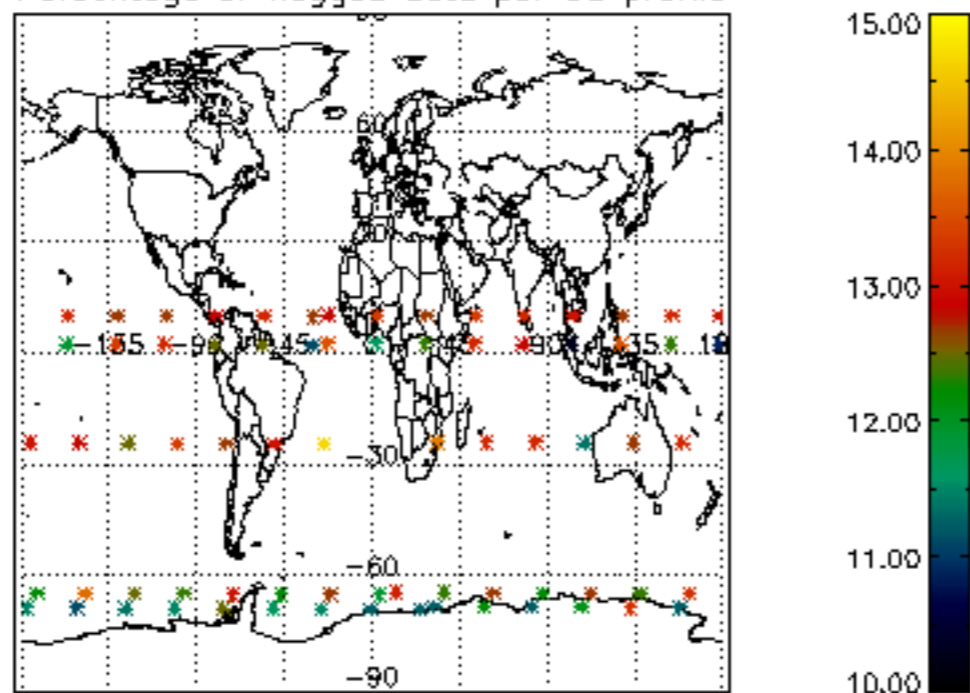
The number reported in the third column indicates since which file (see list in section 2) the corresponding auxiliary file has been used. The fourth column is the date of those product files.

Type	Auxiliary Filename	Used since product	Used since product date
INST_PHYS_CHARACTERISTICS	GOM_INS_AXVIEC20091111_143220_20030716_120000_20500101_000000	1	05-APR-2007 00:00:04
LEVEL-2_PROC_CONFIG	GOM_PR2_AXVIEC20091111_152718_20020301_000000_20500101_000000	1	05-APR-2007 00:00:04
CROSS_SECTIONS_FILE	GOM_CRS_AXVIEC20091111_154832_20020301_000000_20500101_000000	1	05-APR-2007 00:00:04

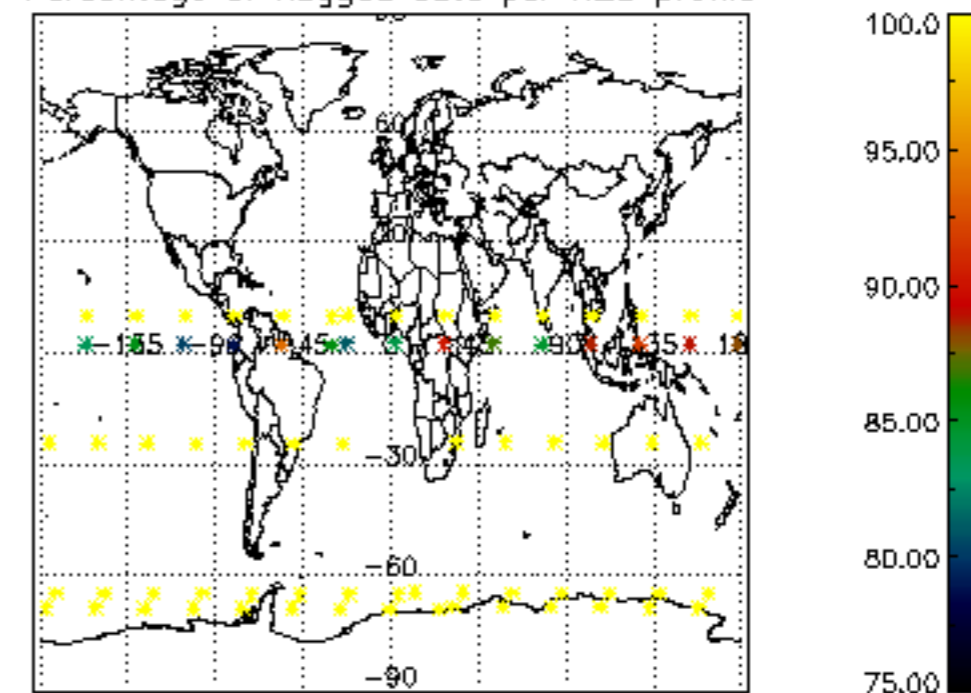




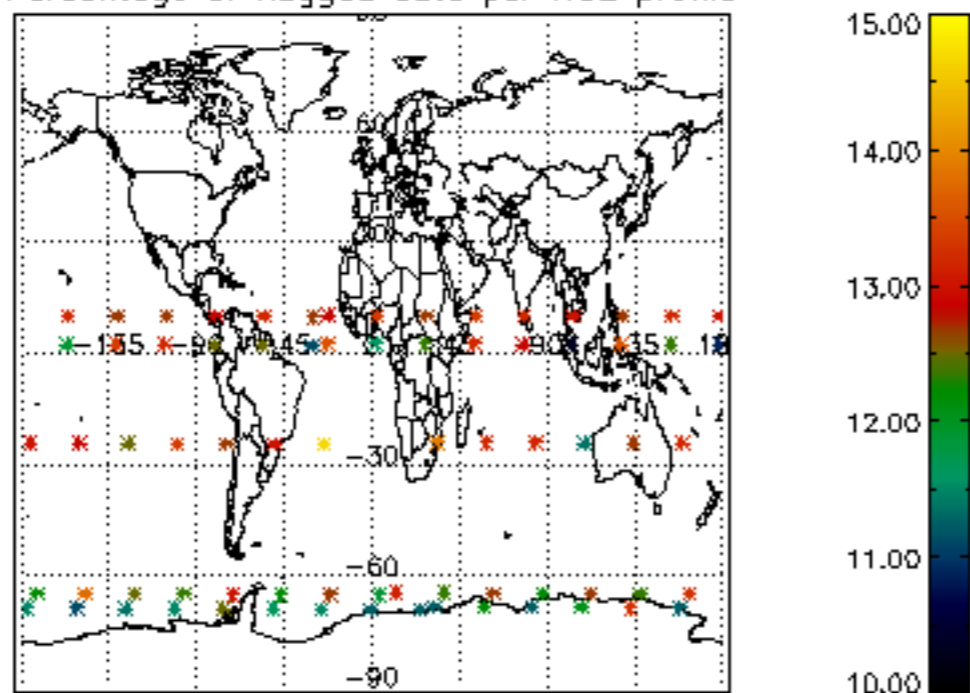
Percentage of flagged data per D3 profile



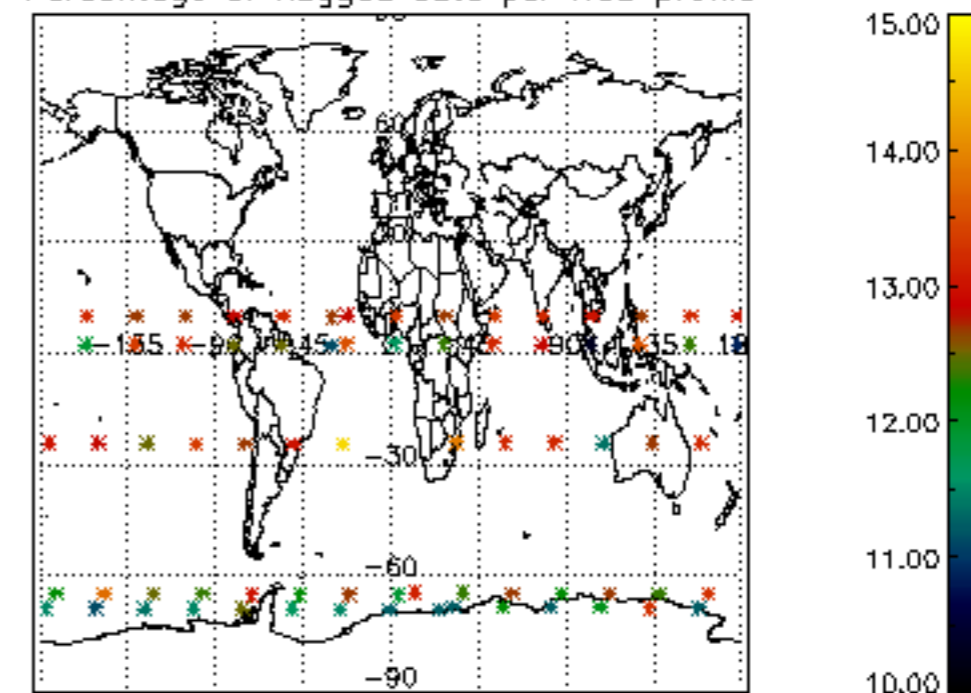
Percentage of flagged data per H2O profile

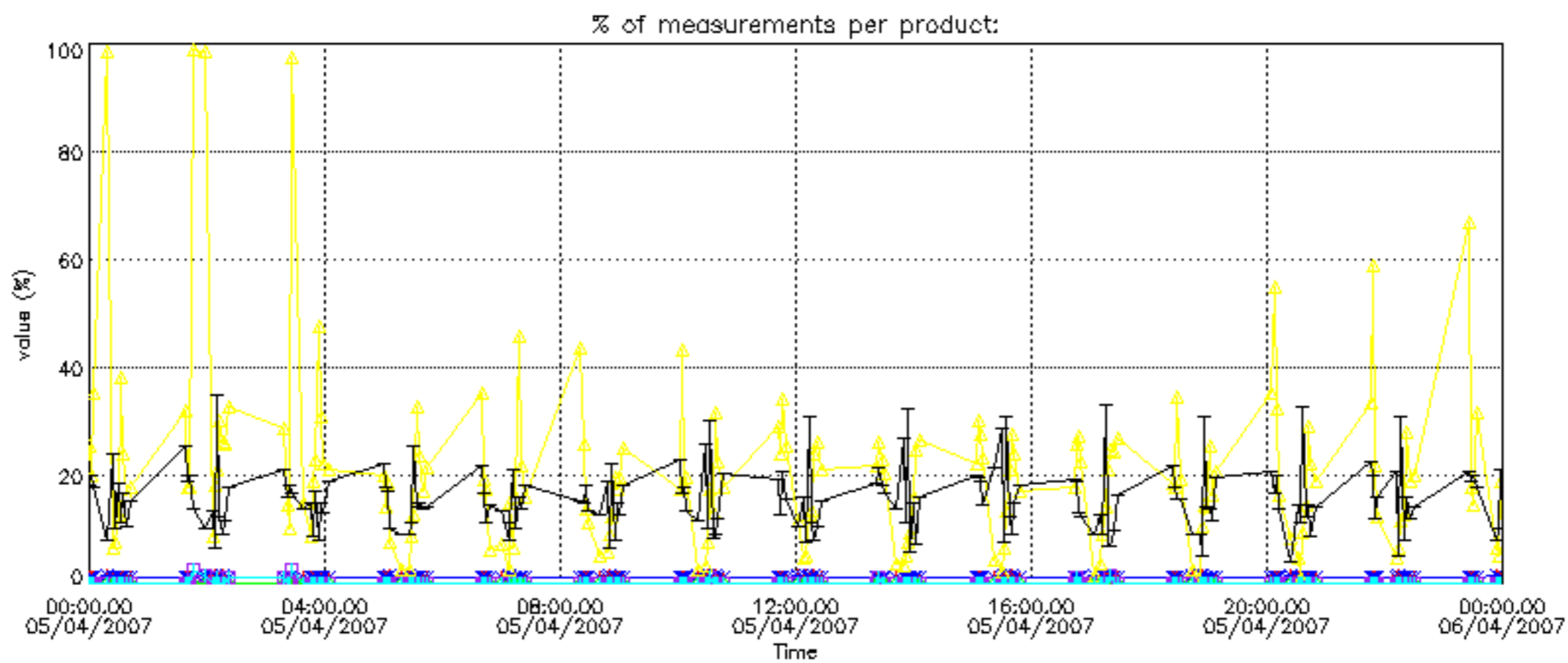


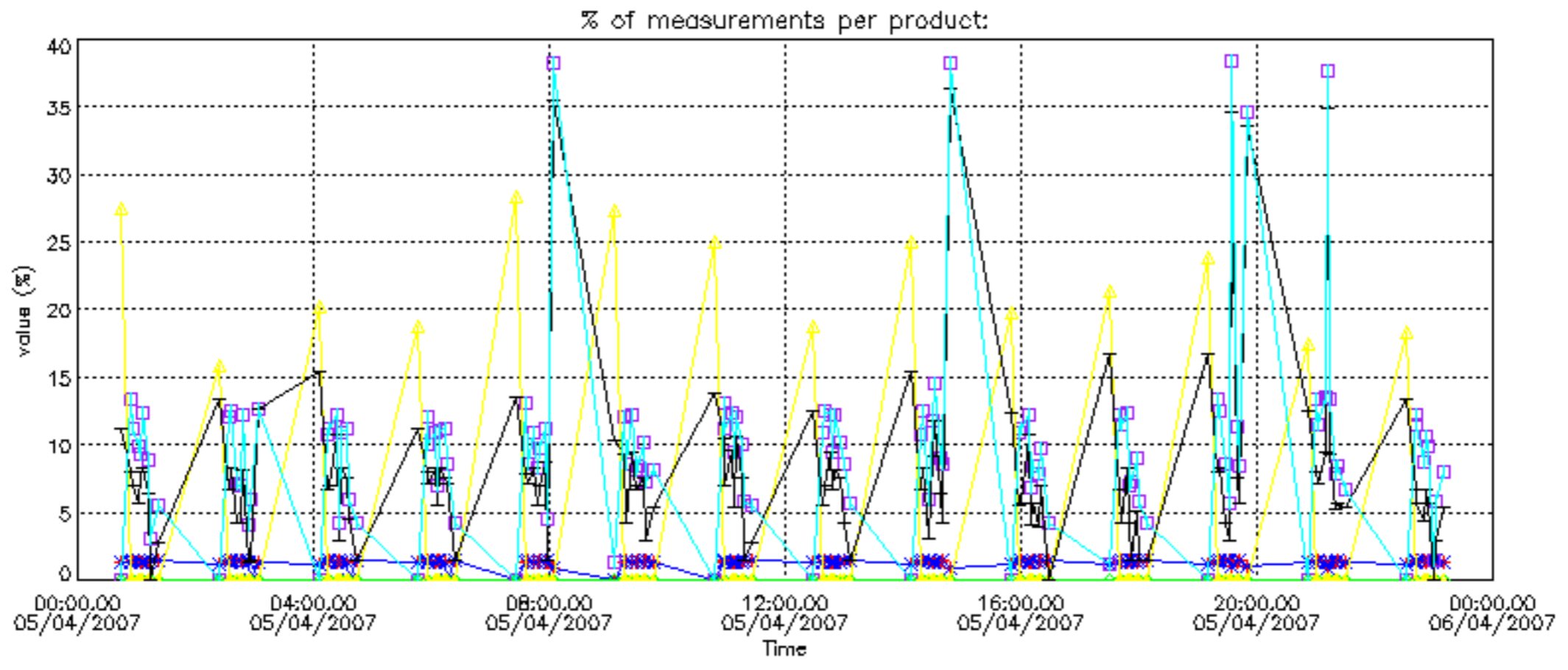
Percentage of flagged data per NO2 profile



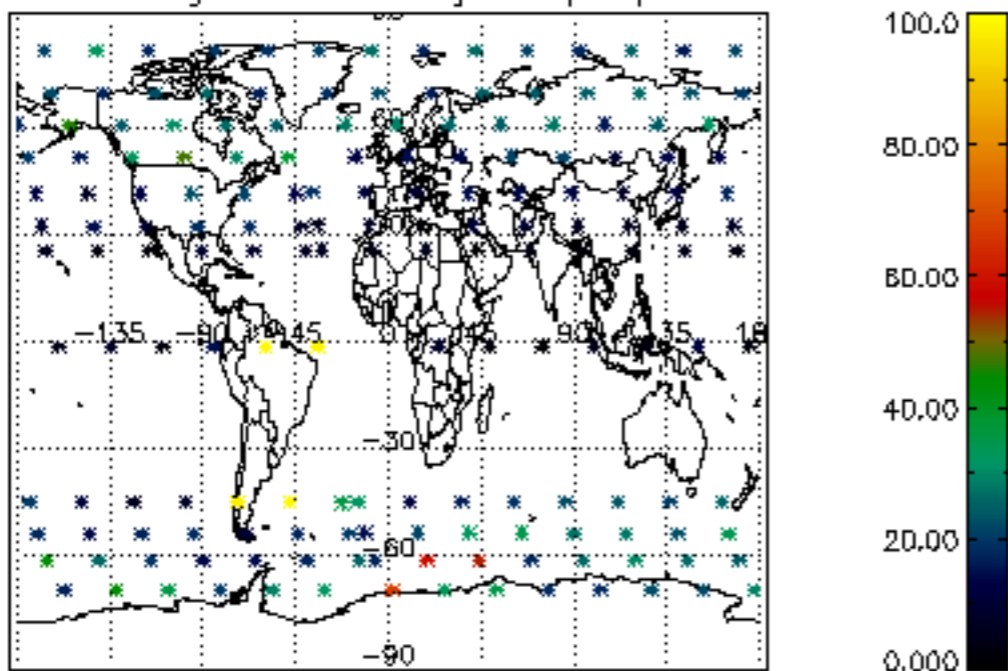
Percentage of flagged data per NO3 profile



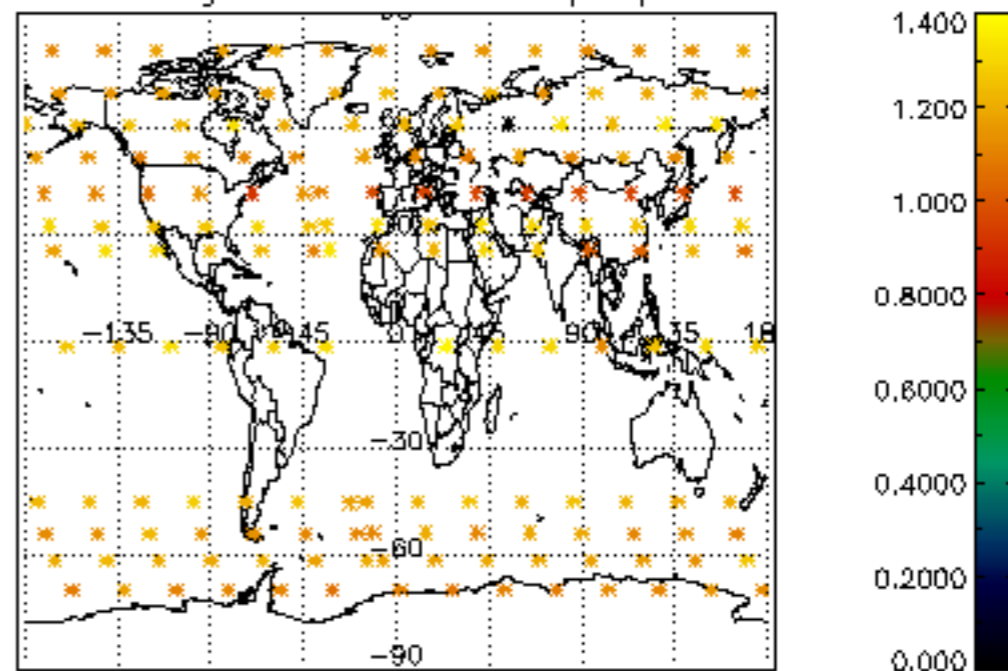




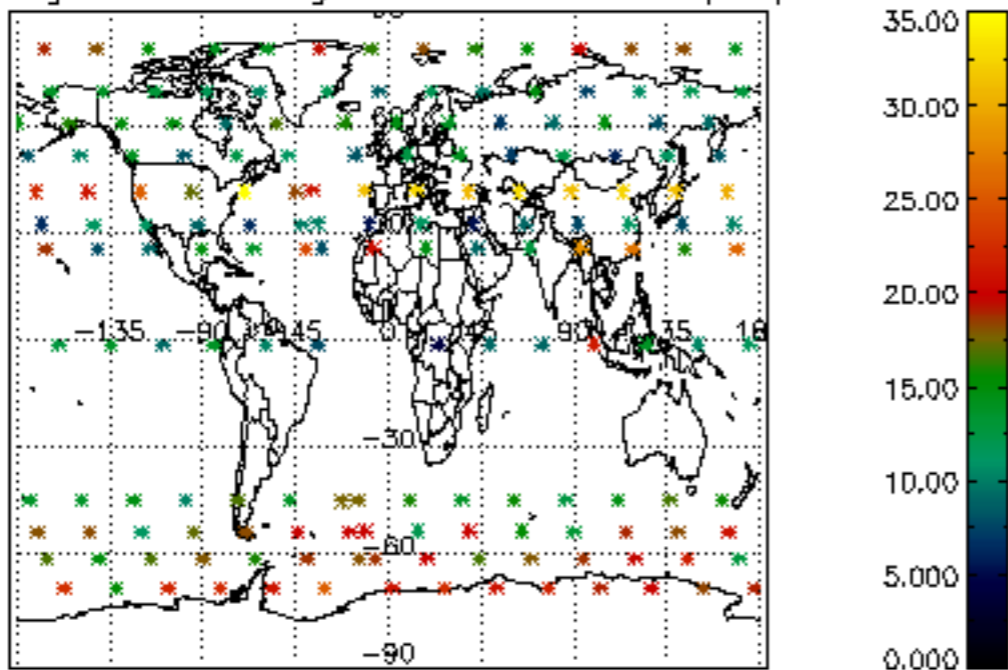
Percentage of cosmic ray hits per profile



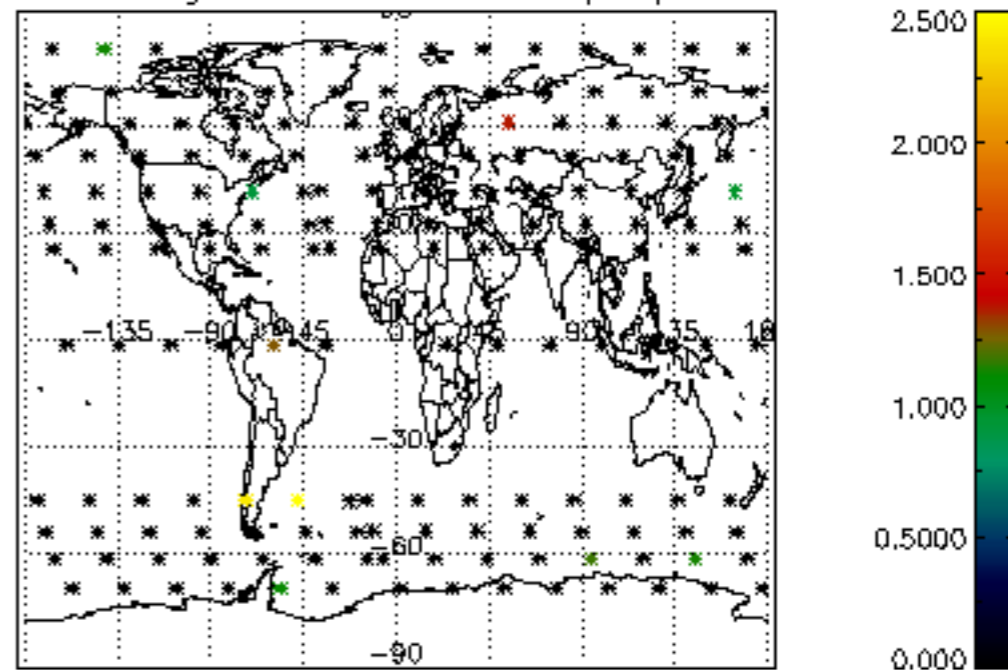
Percentage of datation errors per profile



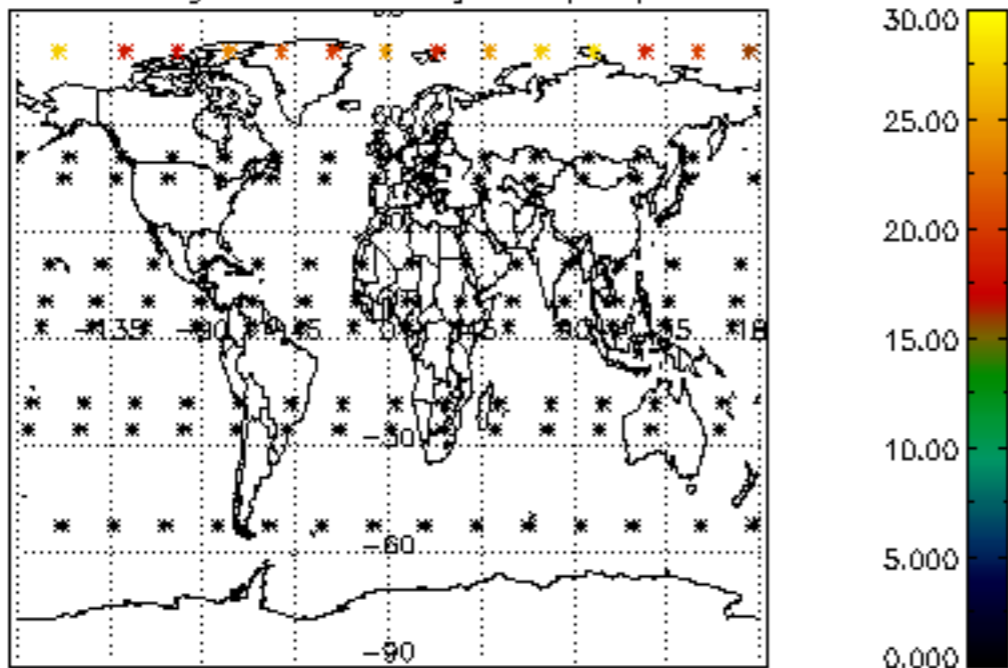
Percentage of star falling outside central band per profile



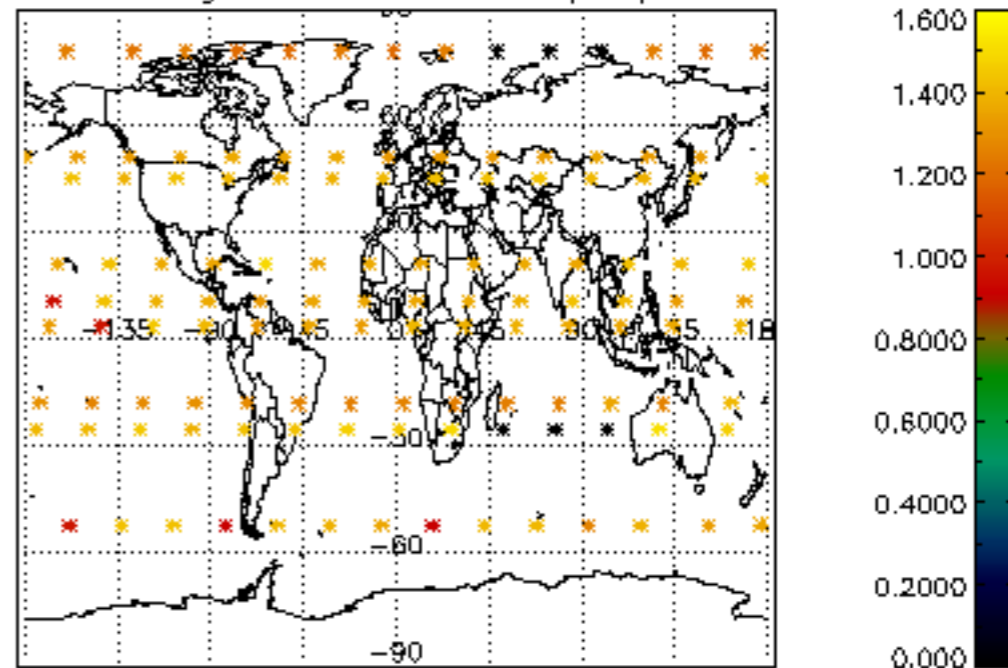
Percentage of saturation errors per profile



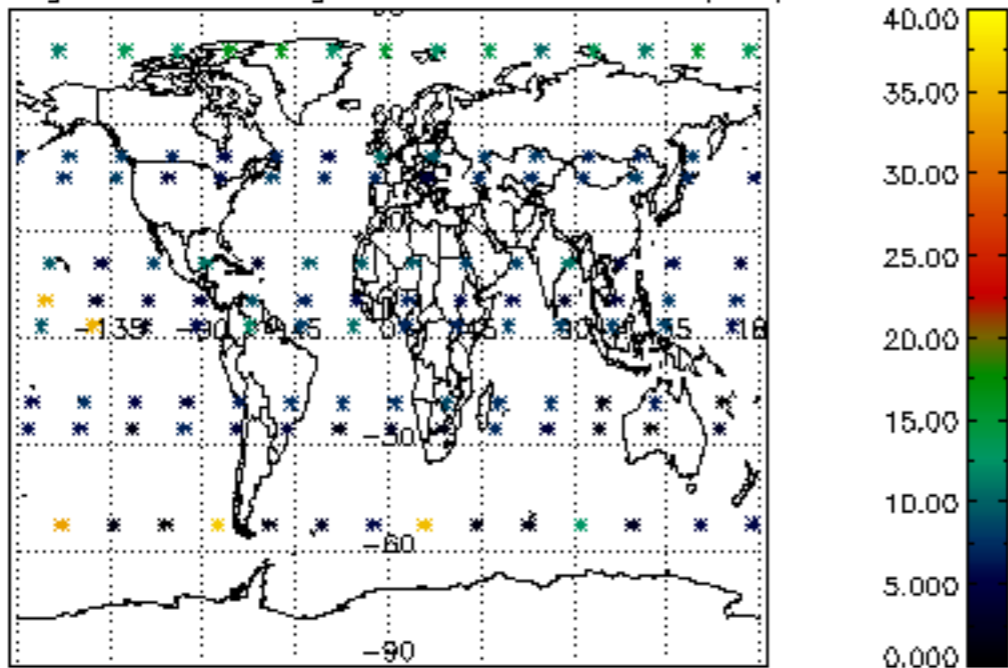
Percentage of cosmic ray hits per profile



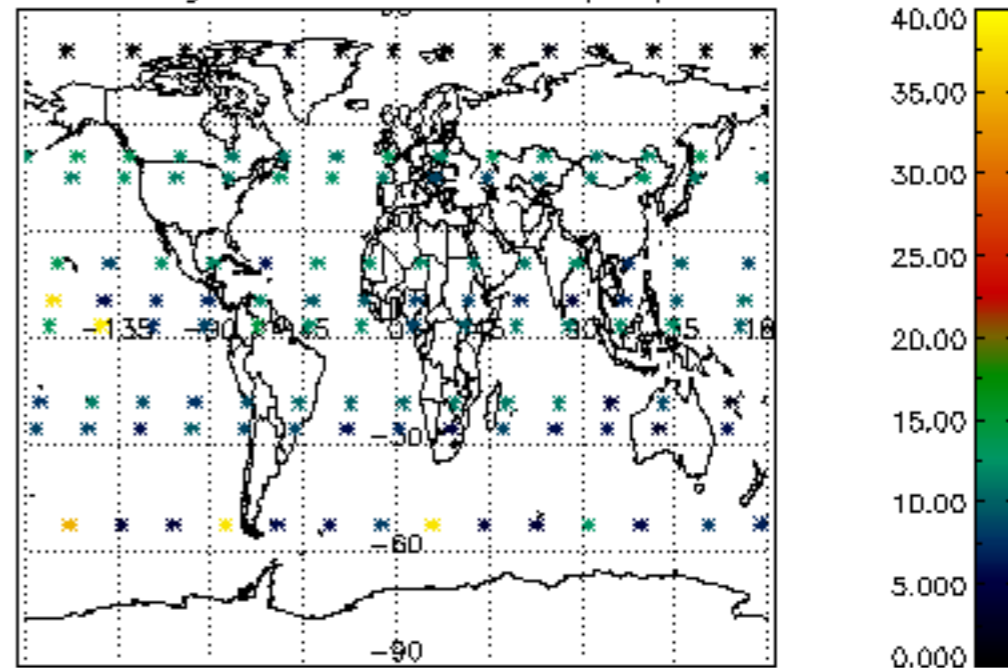
Percentage of datation errors per profile

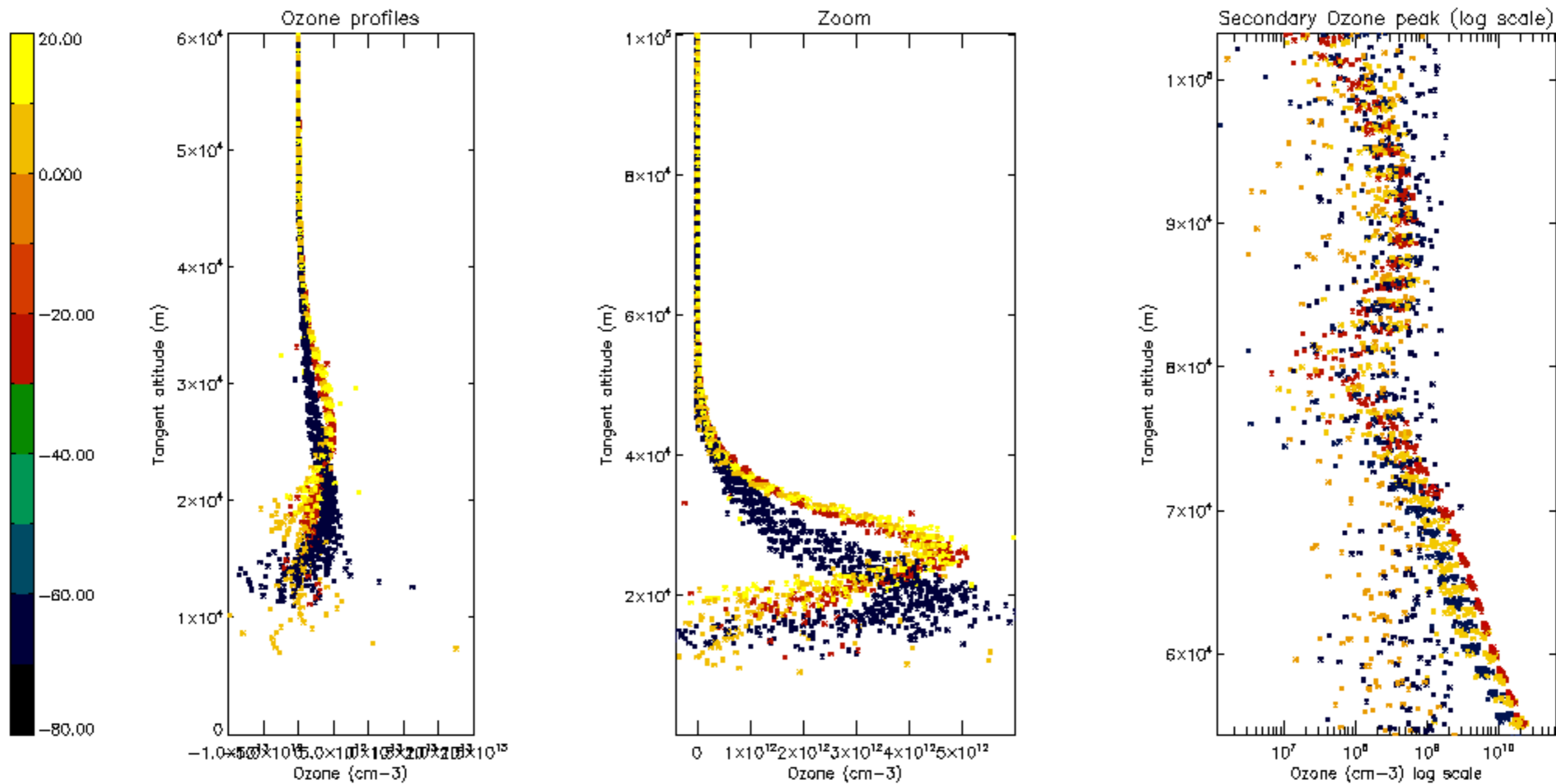


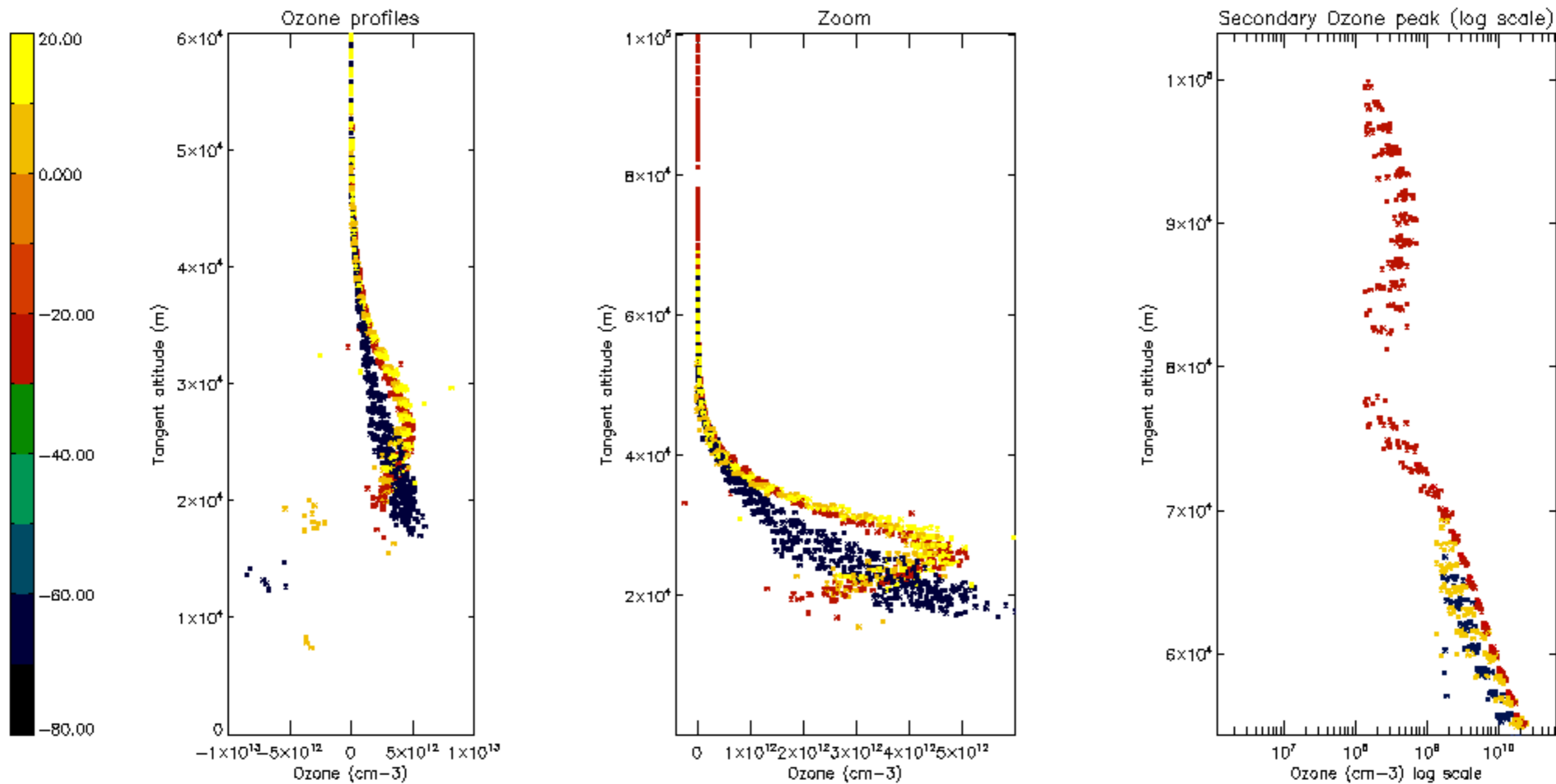
Percentage of star falling outside central band per profile



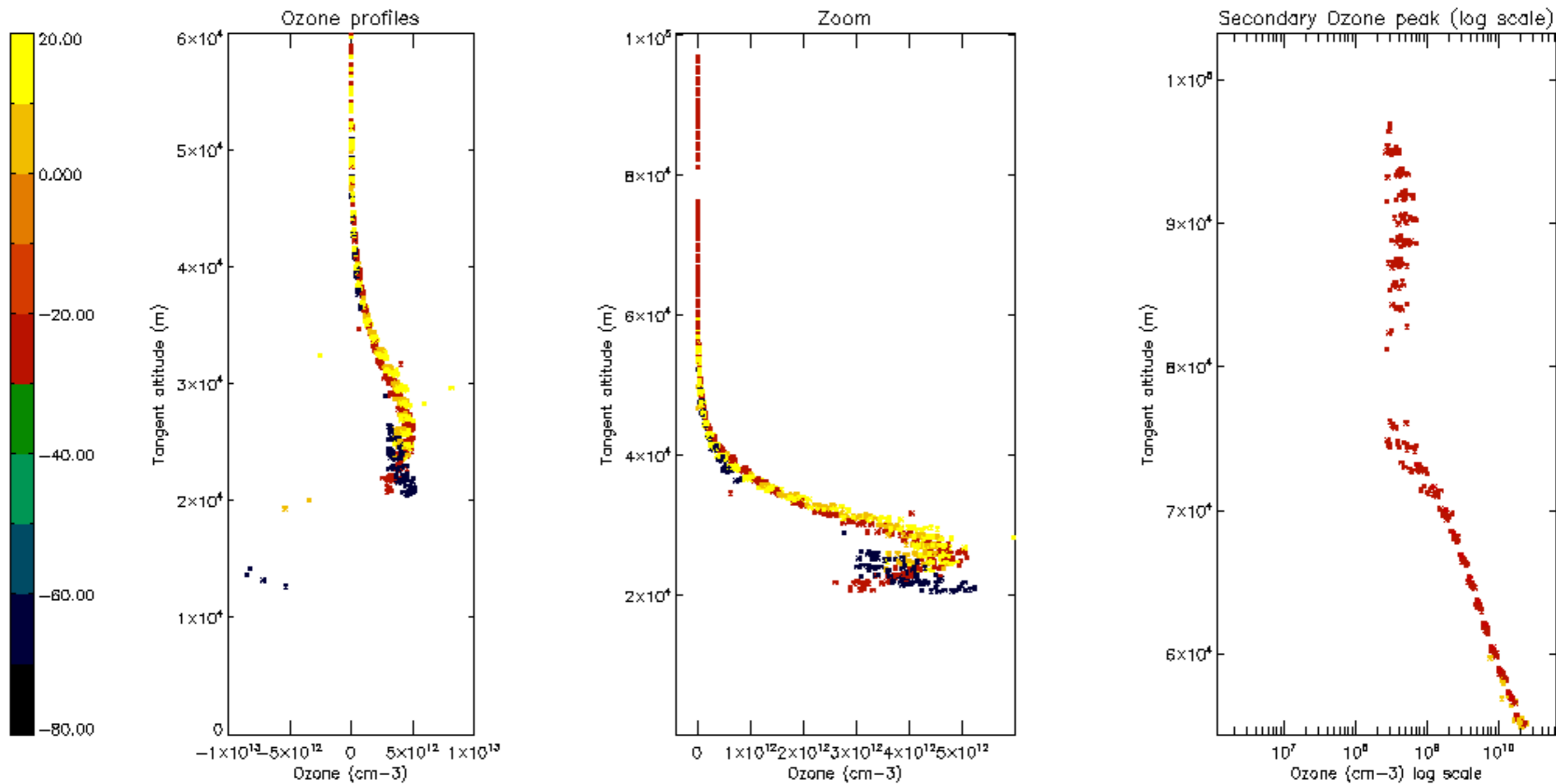
Percentage of saturation errors per profile

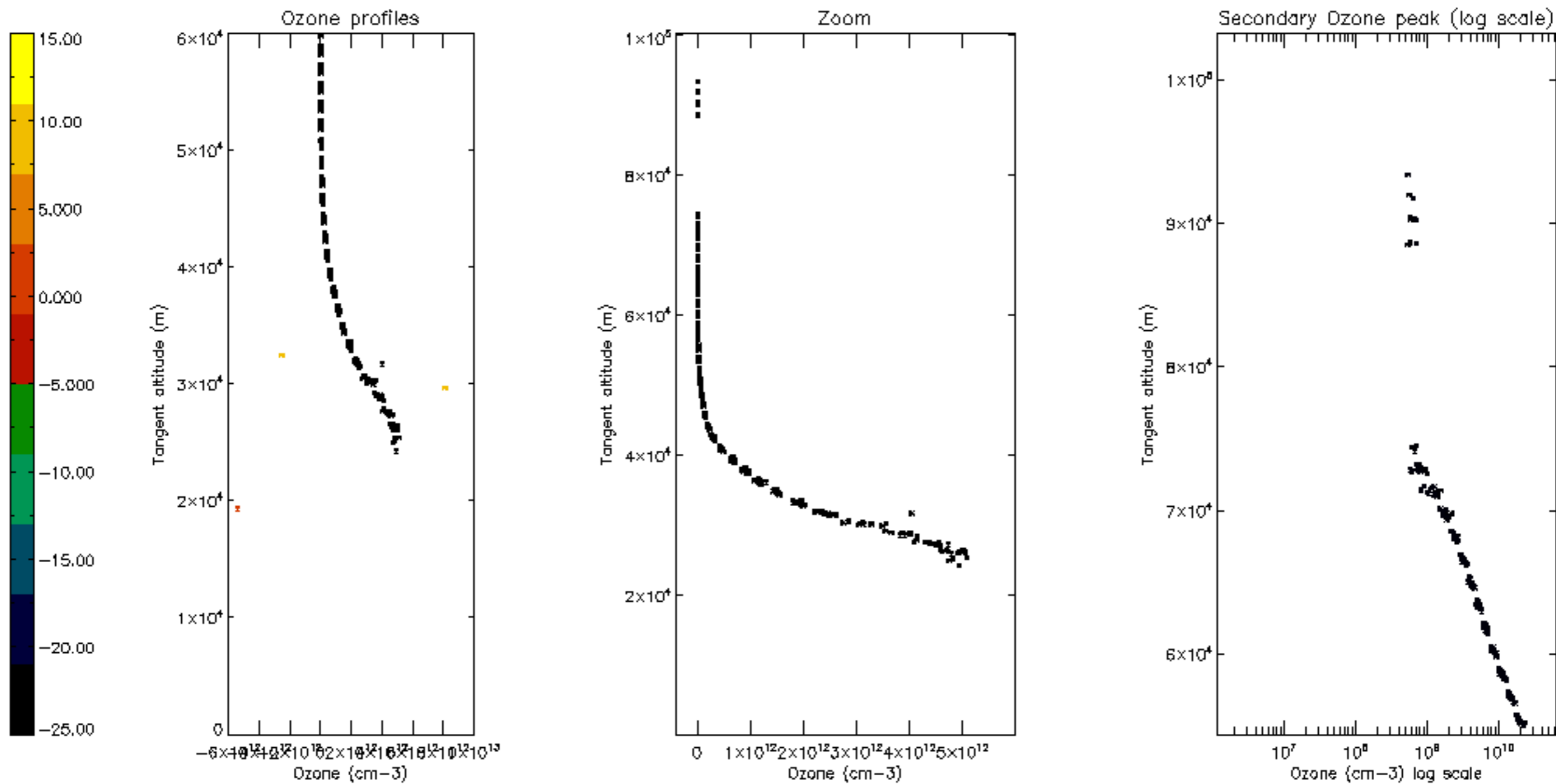


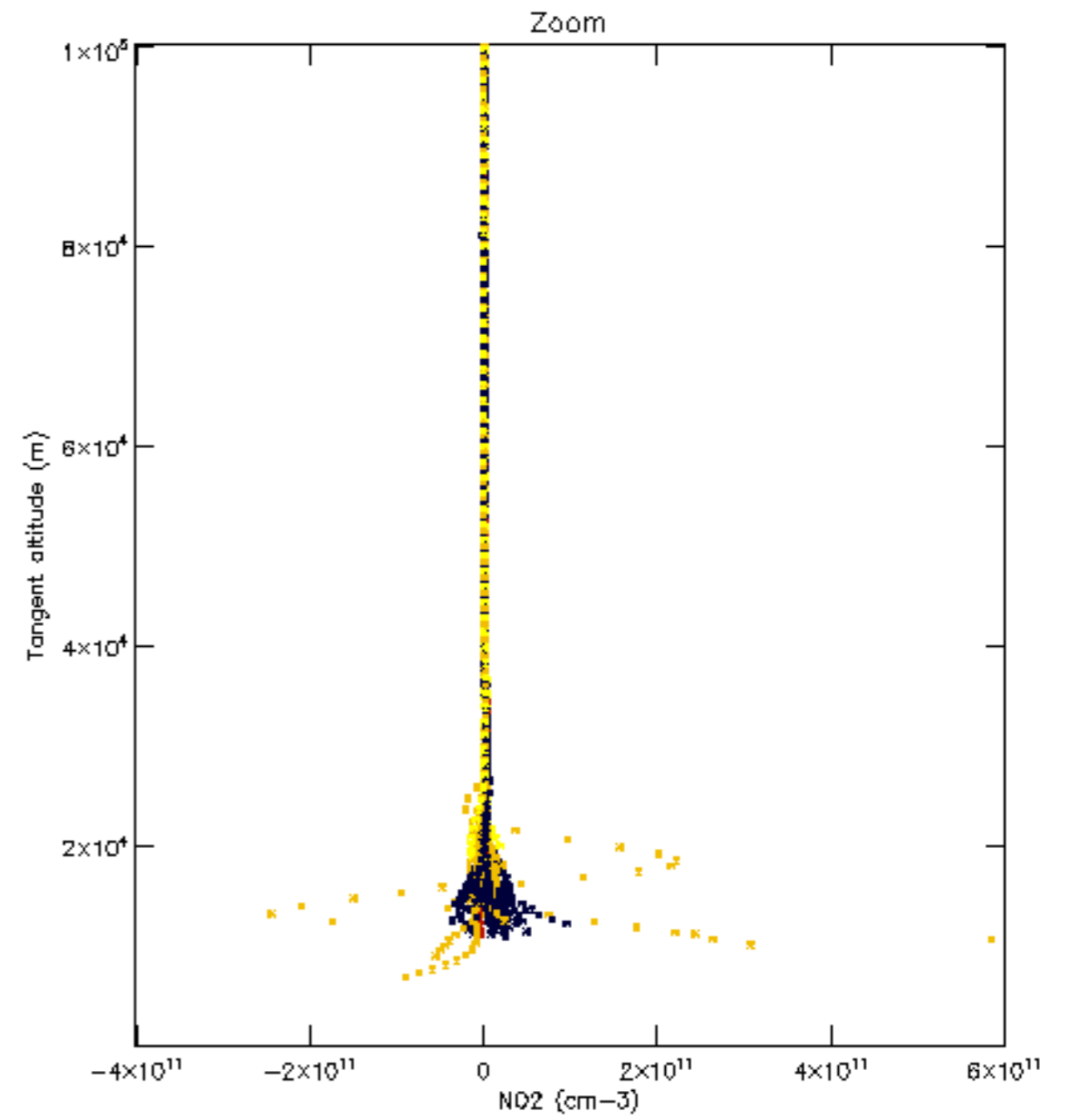
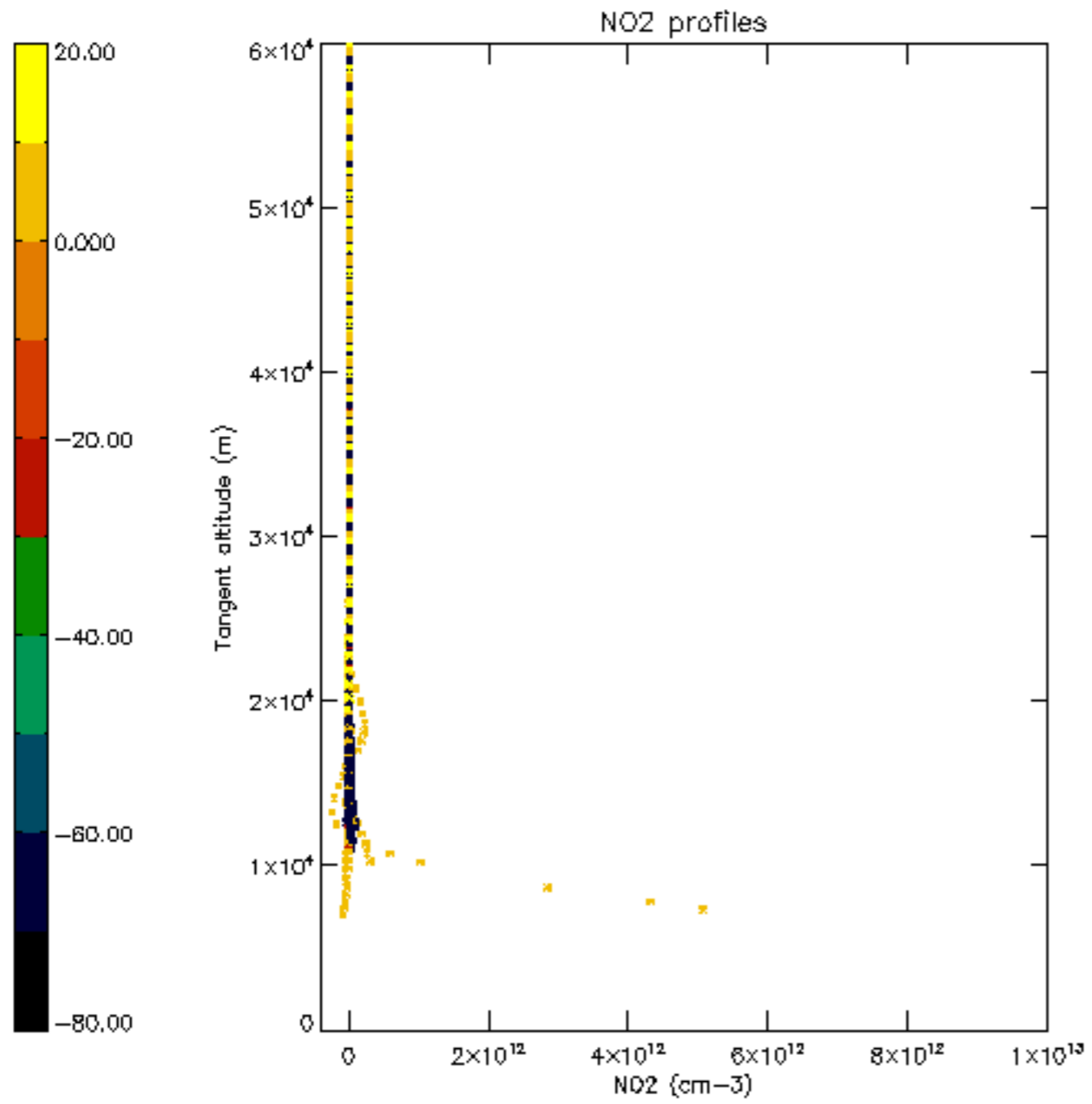


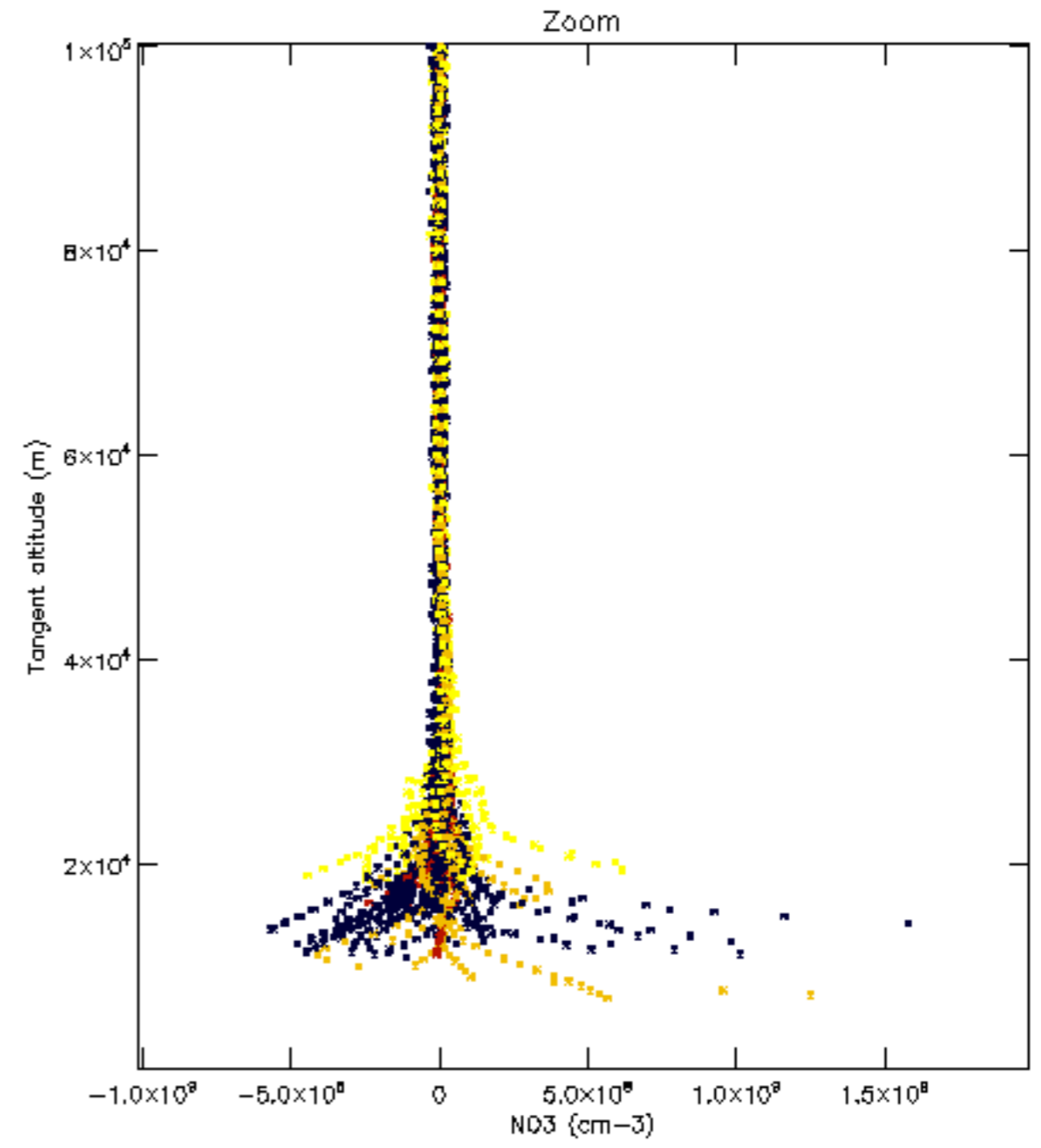
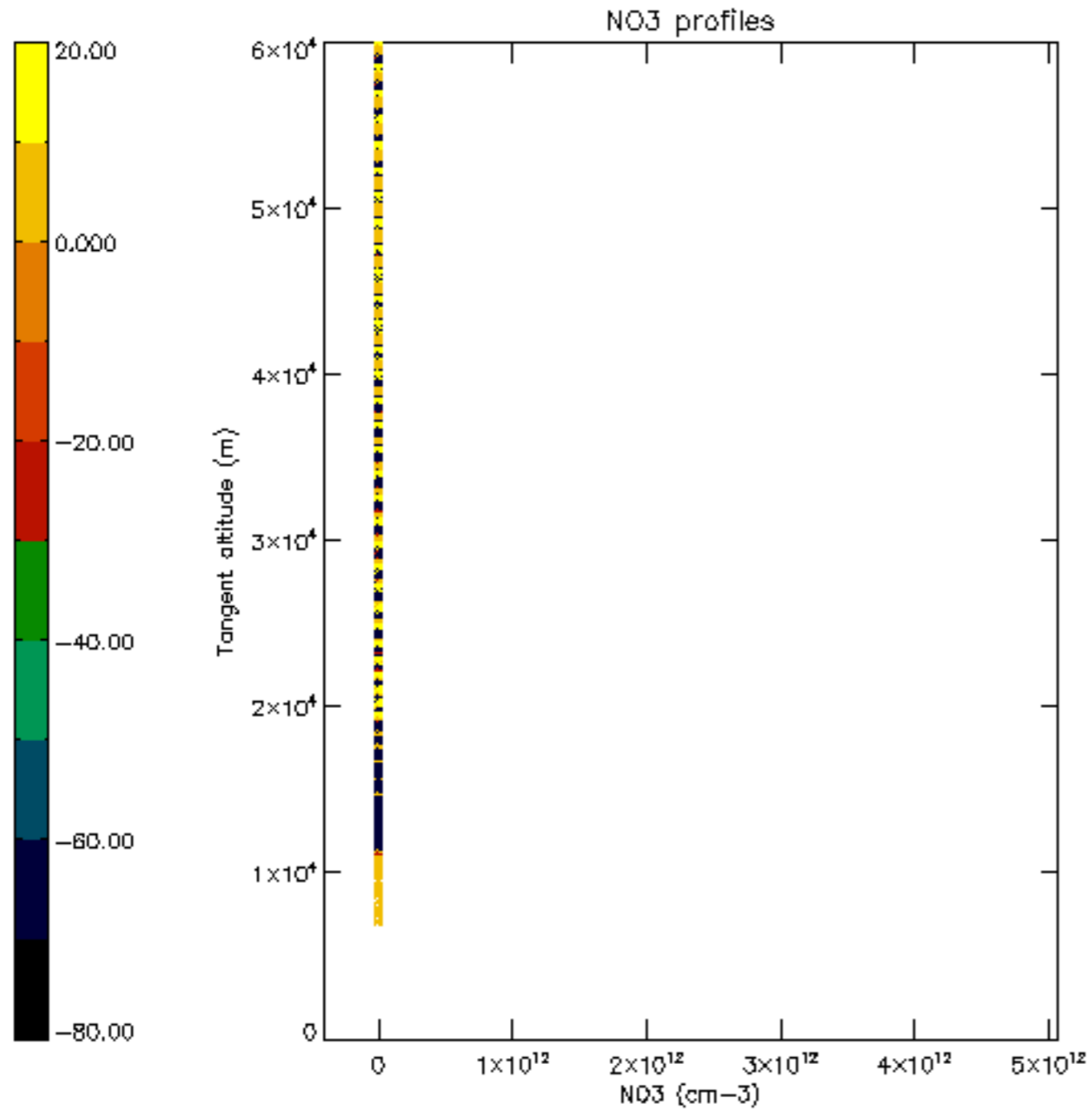


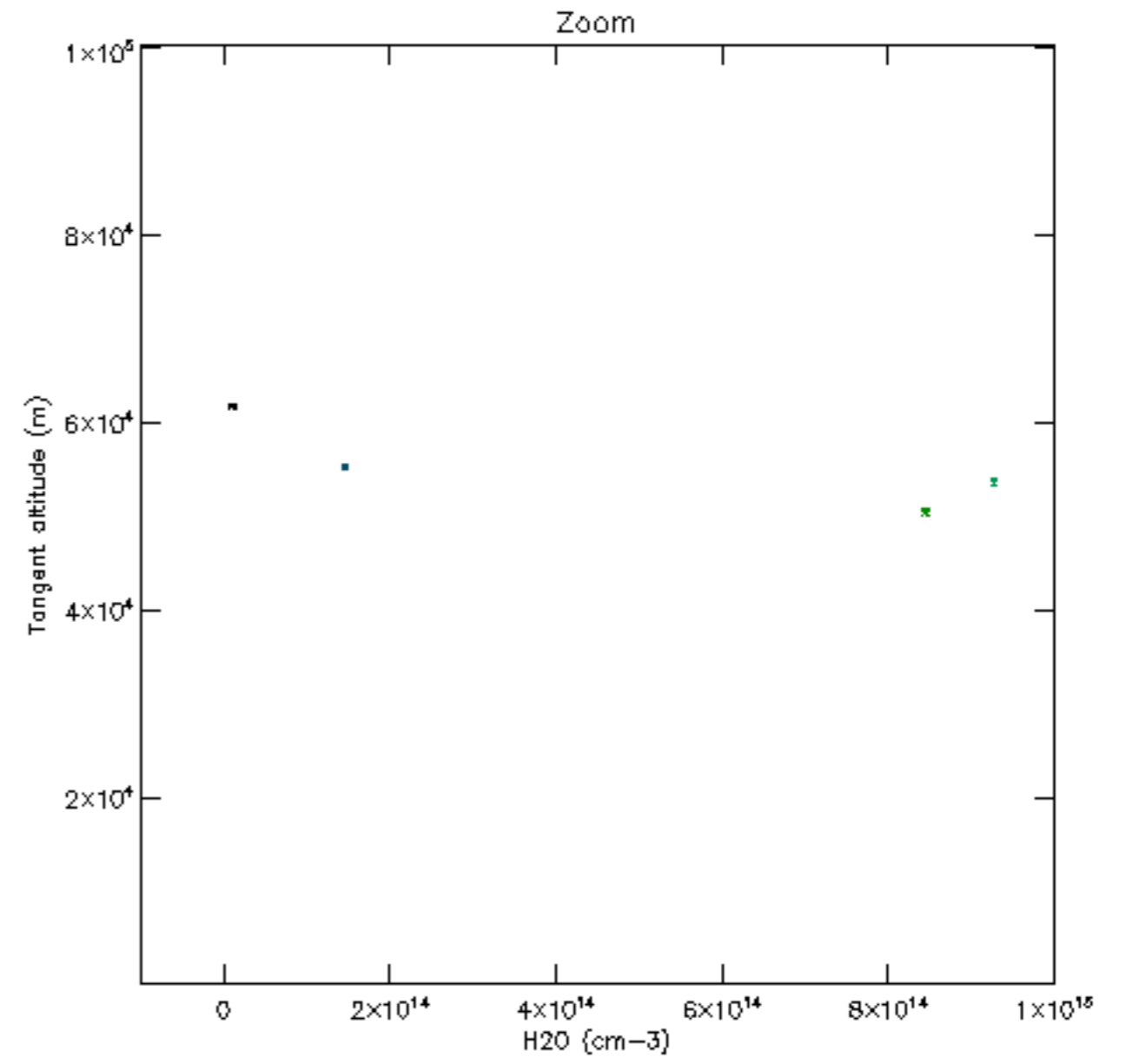
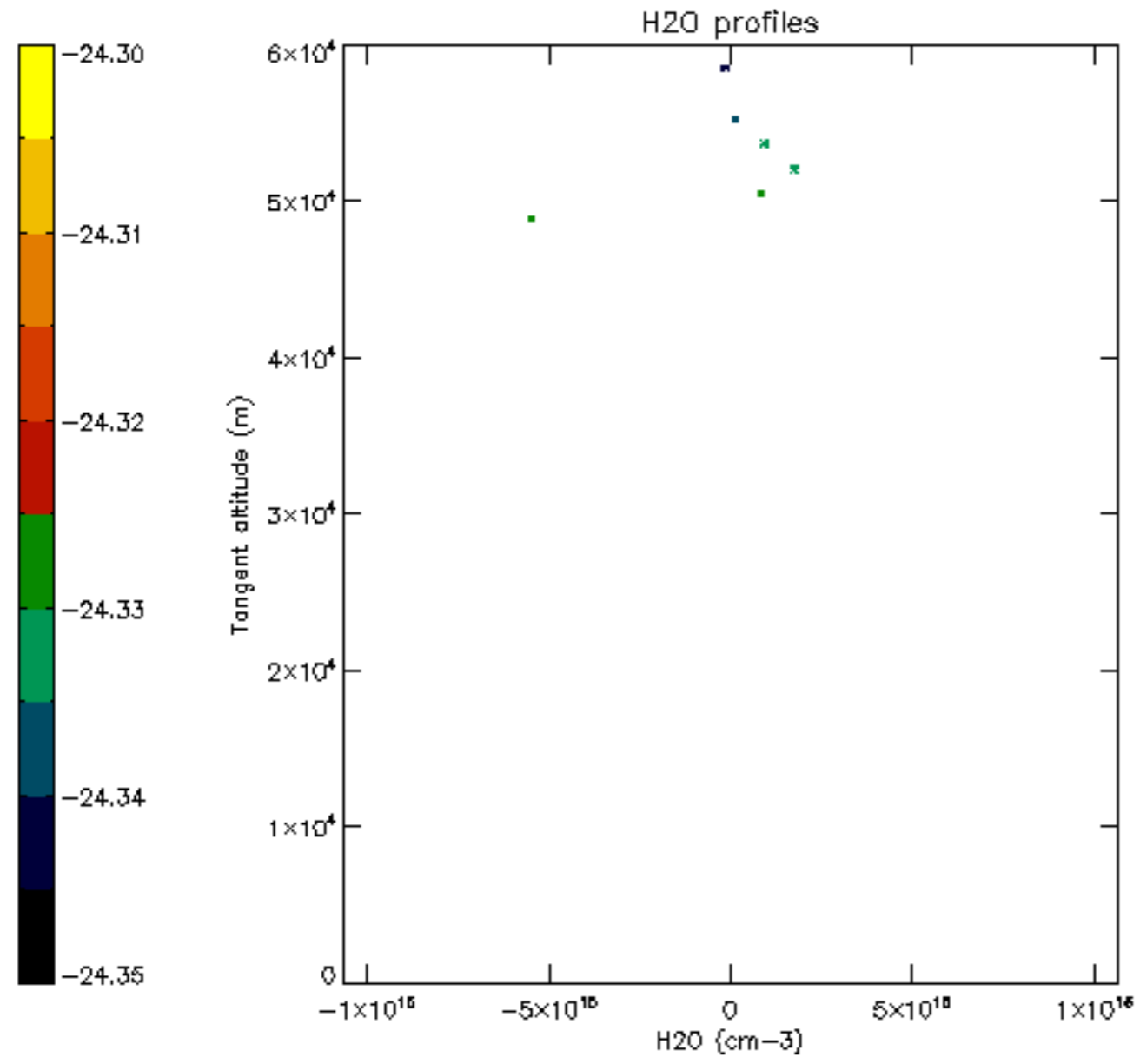


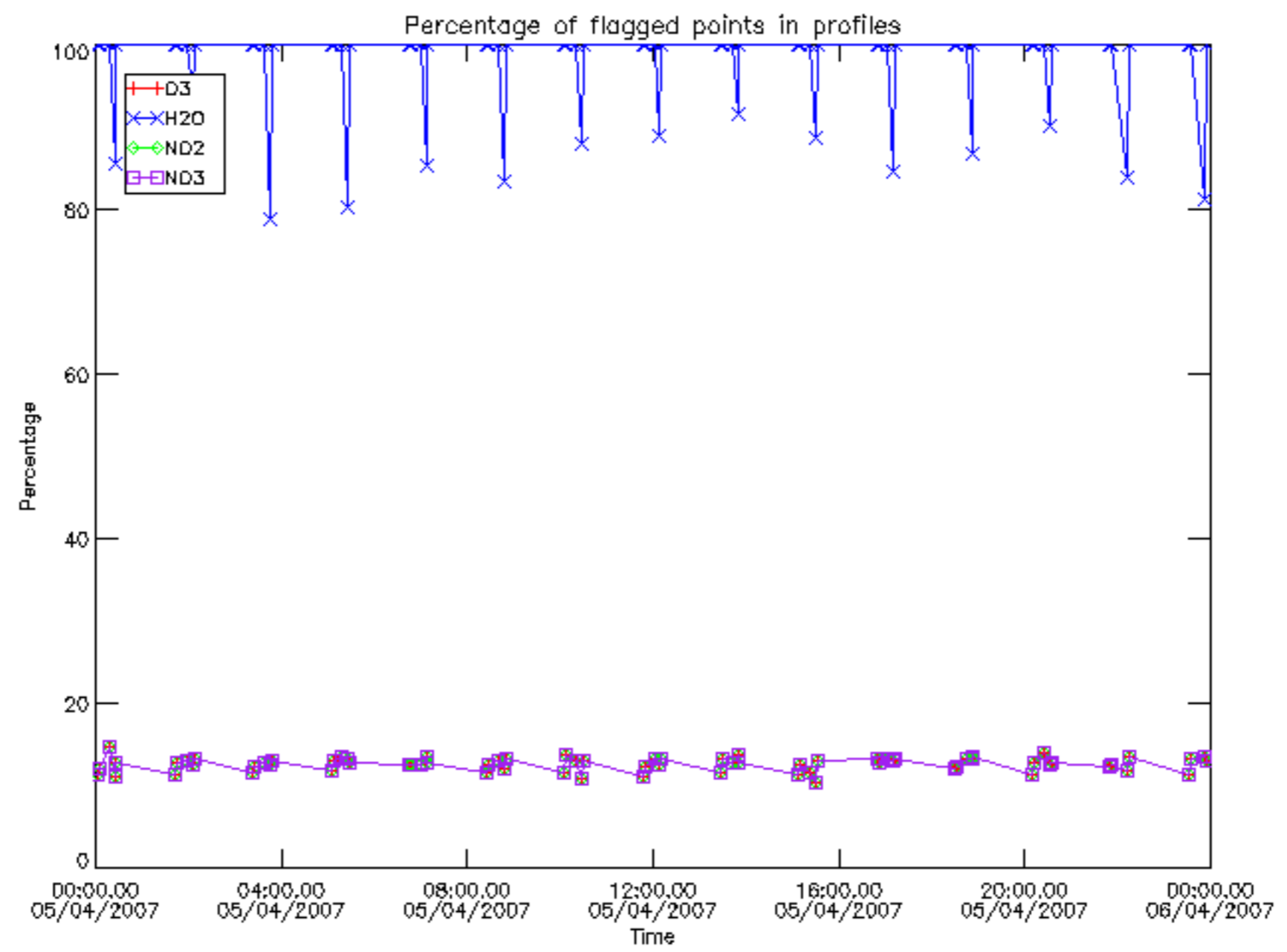




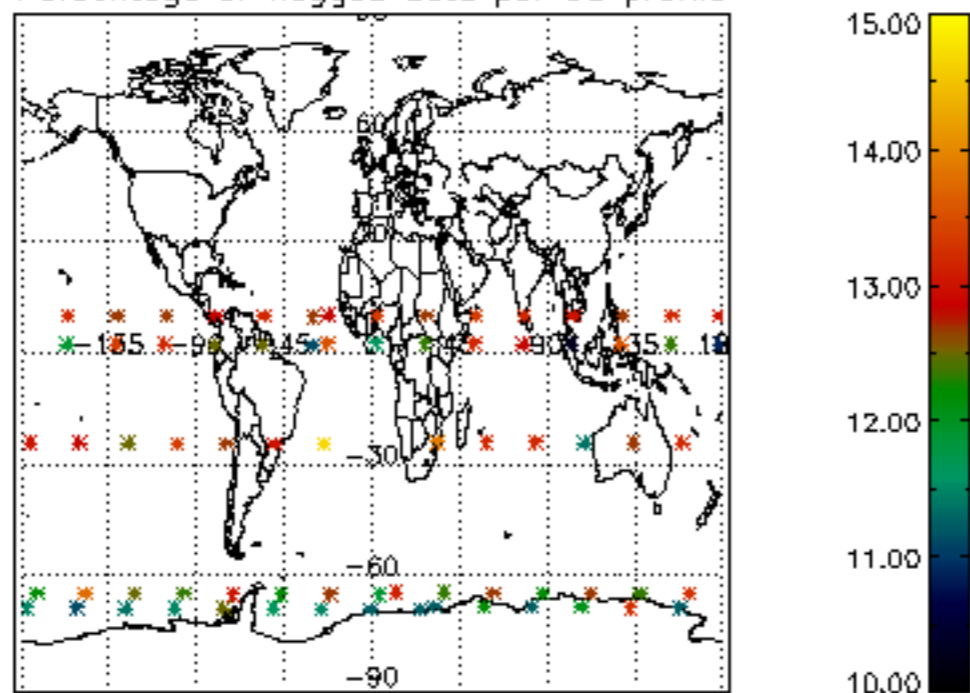




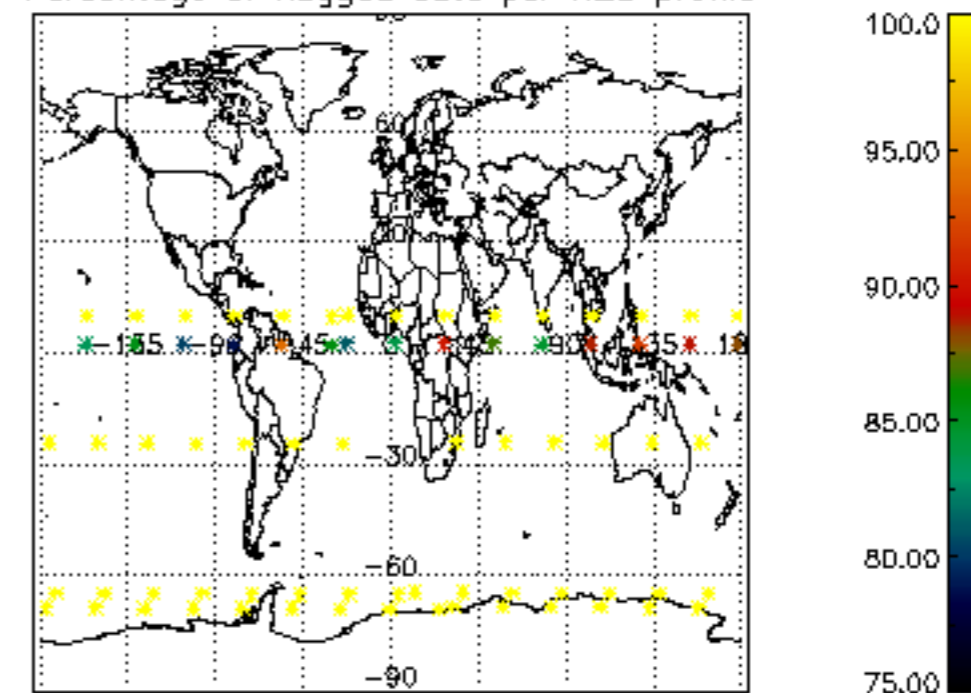




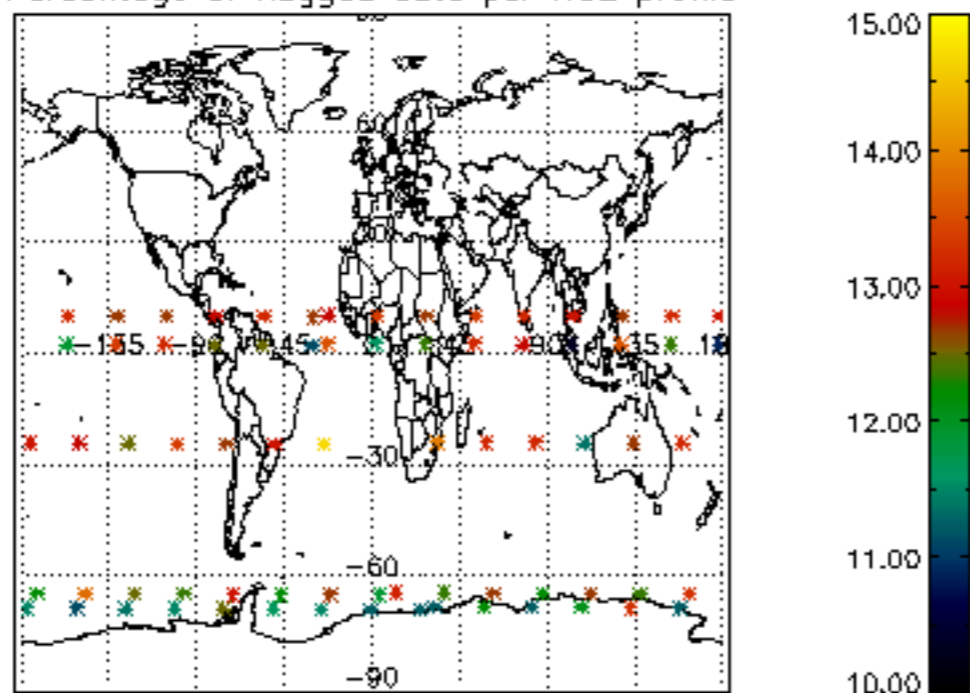
Percentage of flagged data per D3 profile



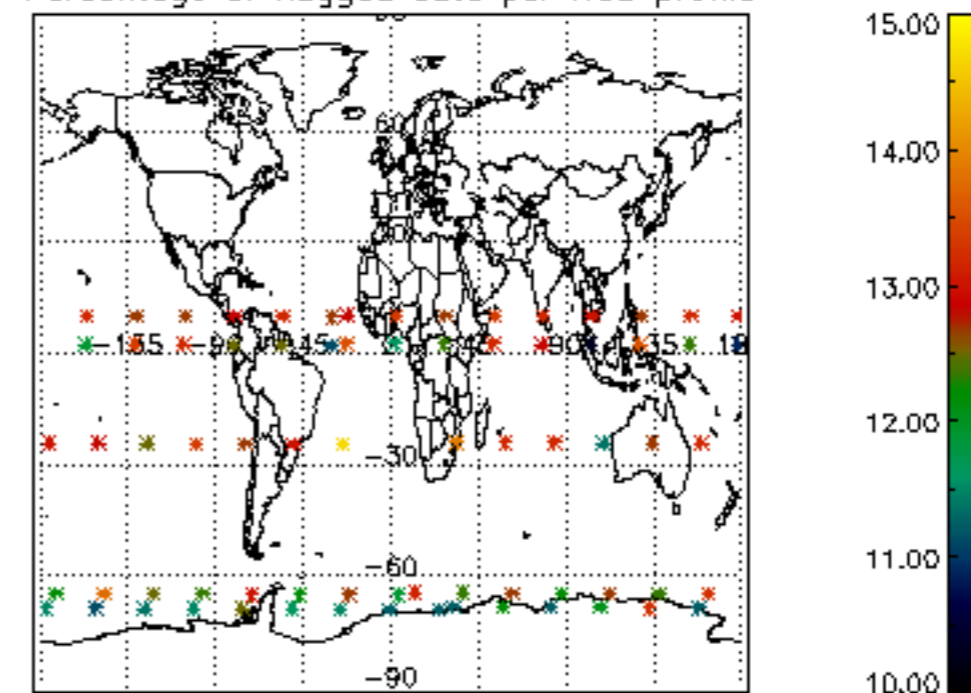
Percentage of flagged data per H2O profile

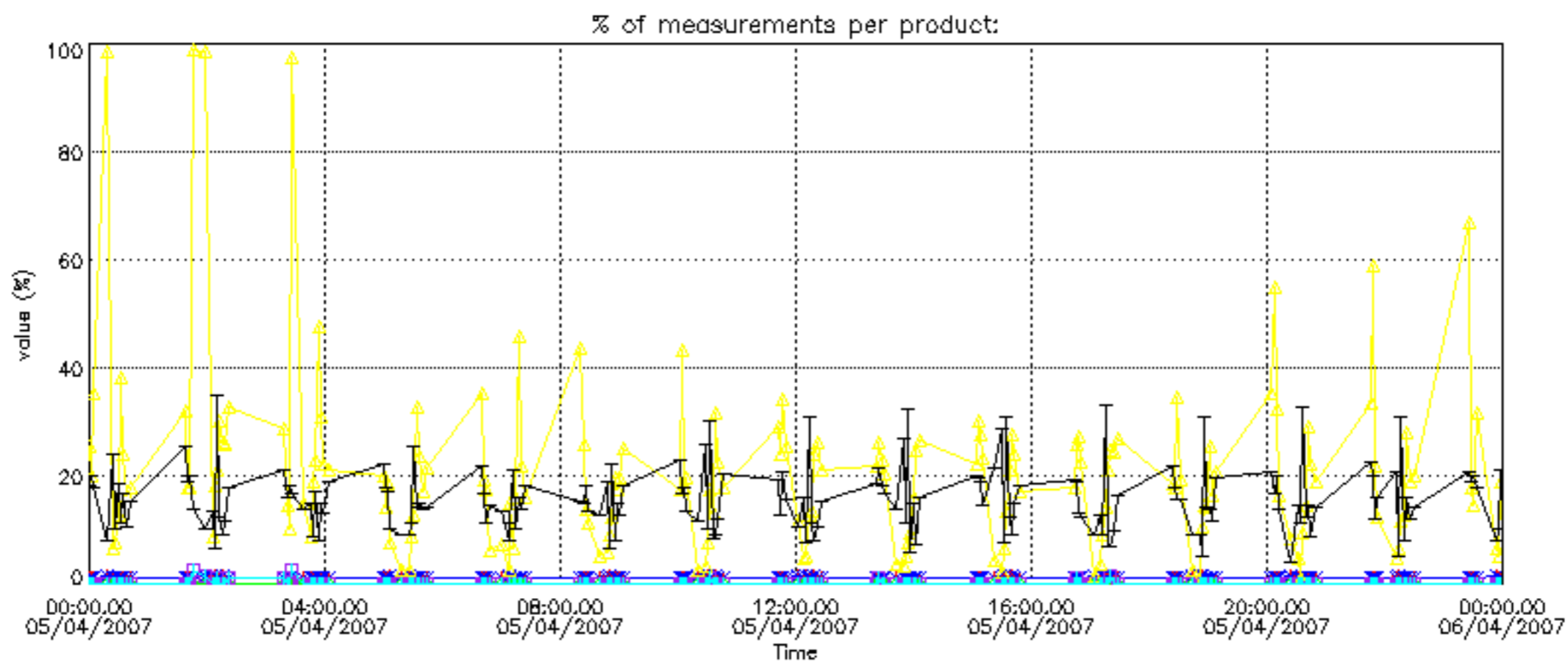


Percentage of flagged data per NO2 profile

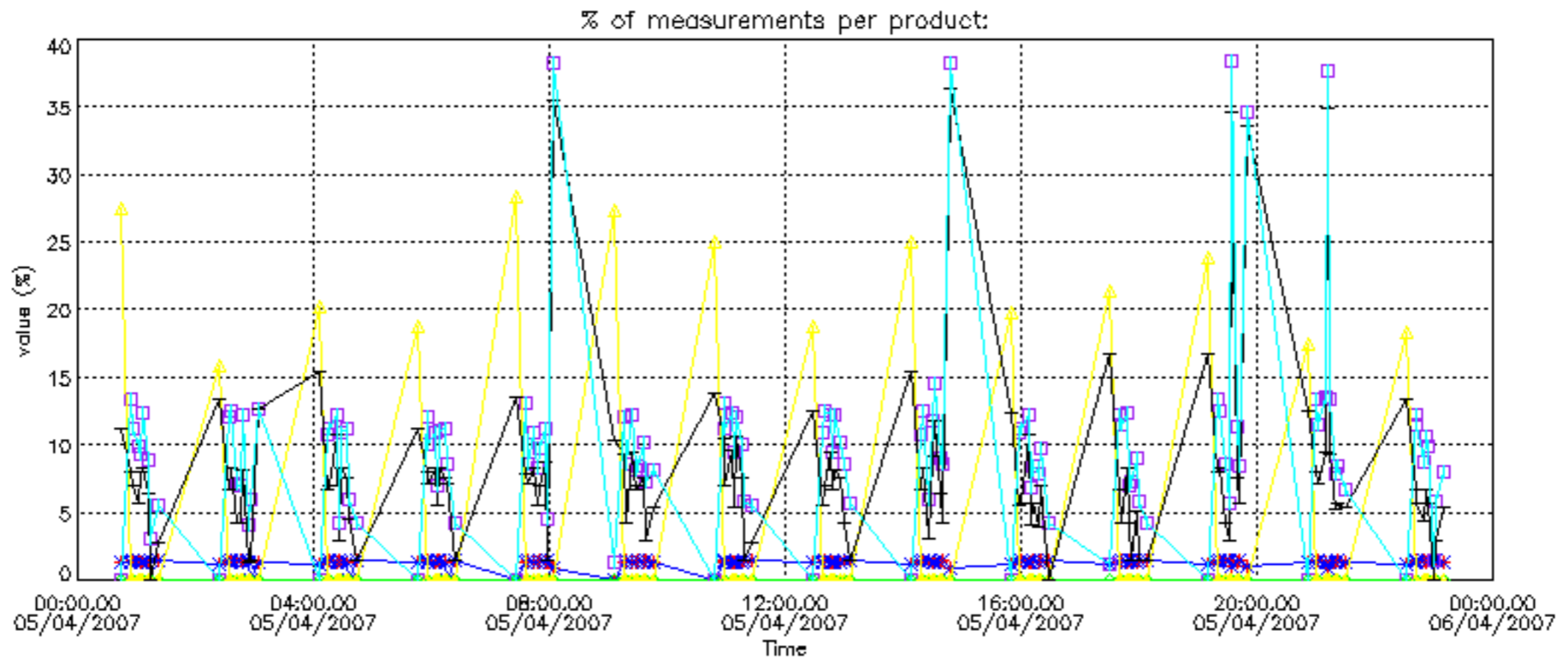


Percentage of flagged data per NO3 profile

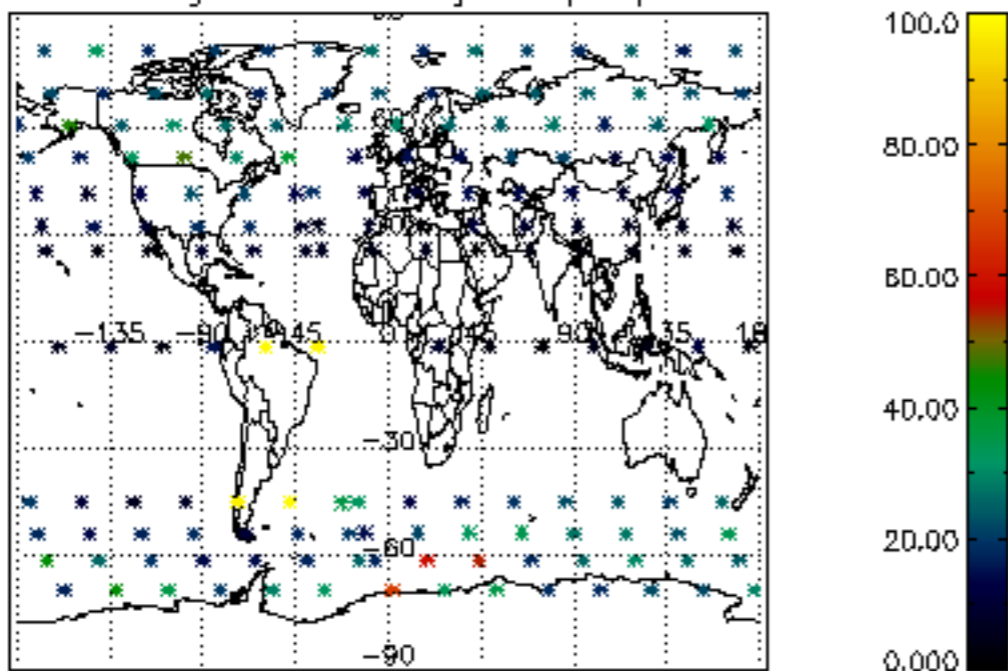




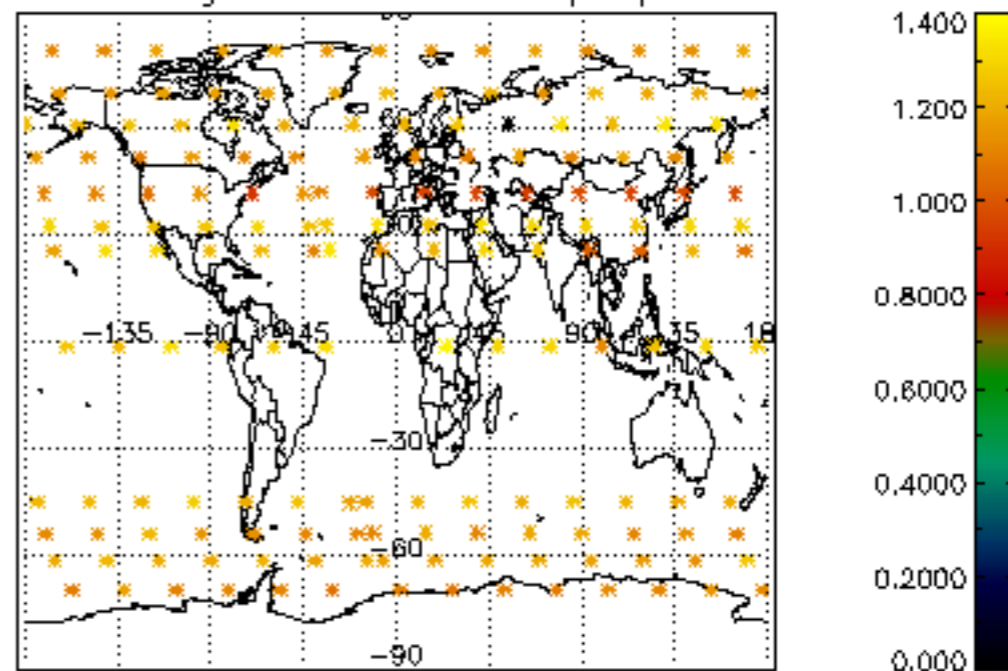




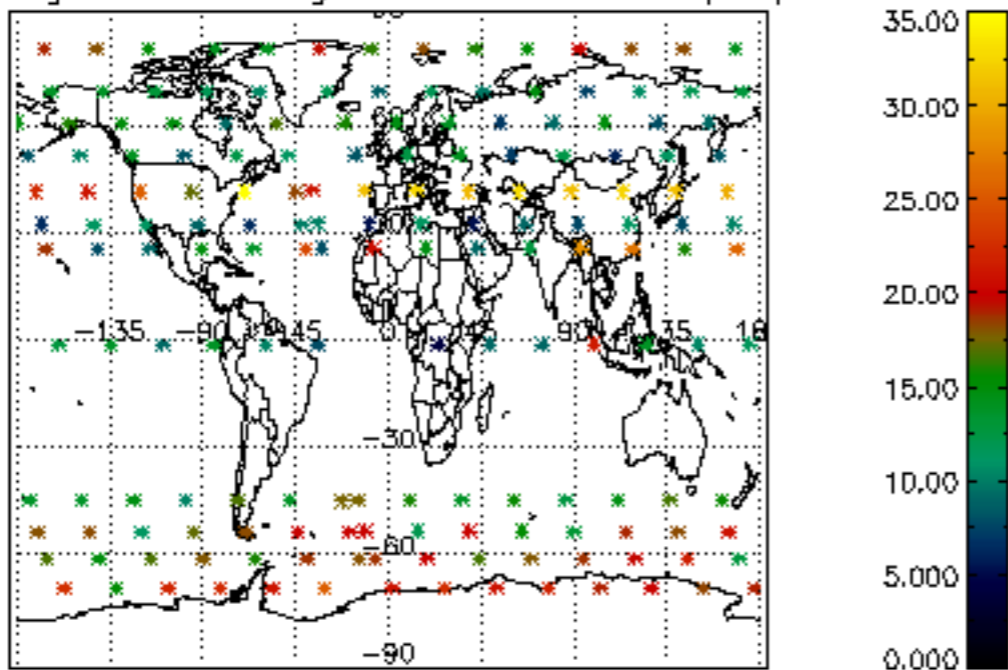
Percentage of cosmic ray hits per profile



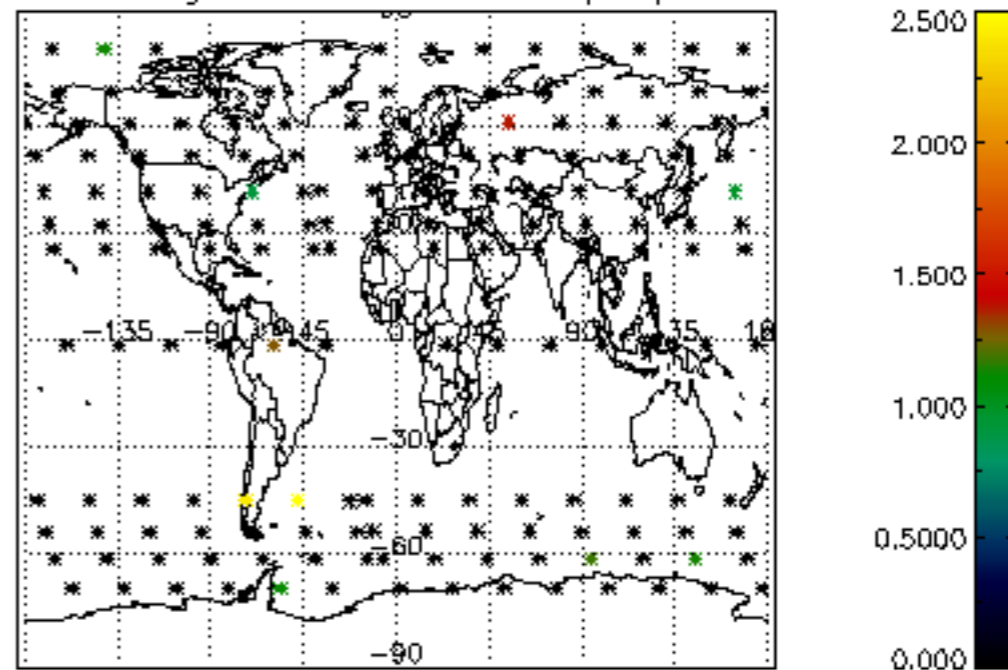
Percentage of datation errors per profile



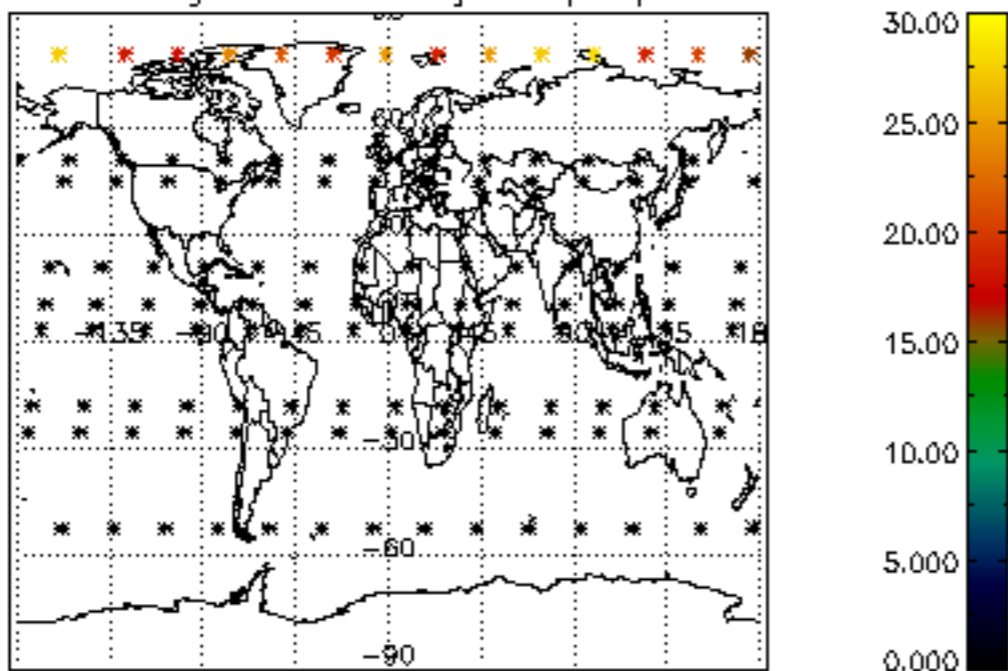
Percentage of star falling outside central band per profile



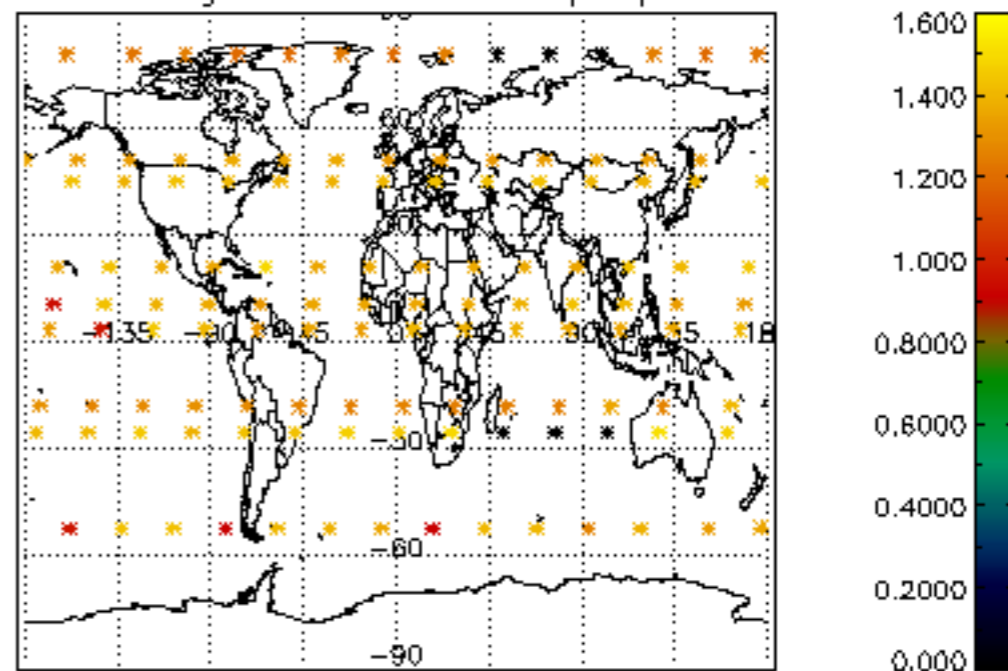
Percentage of saturation errors per profile



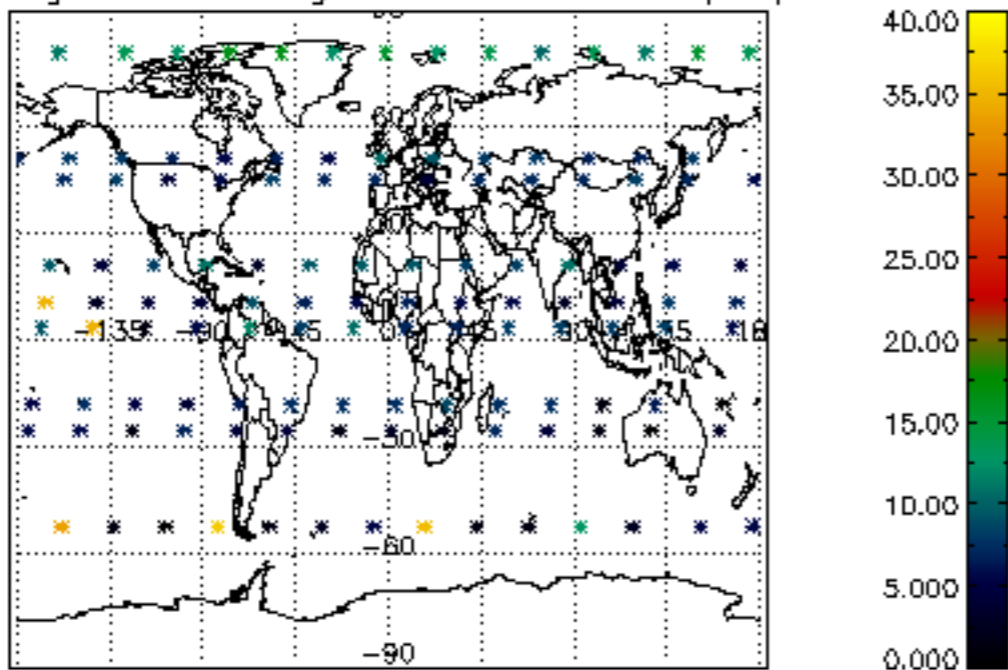
Percentage of cosmic ray hits per profile



Percentage of datation errors per profile



Percentage of star falling outside central band per profile



Percentage of saturation errors per profile

