

GOMOS Level 2 Daily Report

SUMMARY

[1. General Info](#)

[2. Summary of processed GOM_NL_2P products](#)

[3. Level 2 Quality information per product](#)

[3.1 Plot of level 2 quality information per product \(time dependant\)](#)

[3.2 Plot of level 2 quality information per product \(world map\)](#)

[4. Level 1 Quality information per product \(stored on level 2 products\)](#)

[4.1 Plot of level 1 quality information per product \(time dependant\)](#)

[4.1.1 Plot of level 1 quality information per product \(time dependant\): ASCENDING](#)

[4.1.2 Plot of level 1 quality information per product \(time dependant\): DESCENDING](#)

[4.2 Plot of level 1 quality information per product \(world map\)](#)

[4.2.1 Plot of level 1 quality information per product \(world map\): ASCENDING](#)

[4.2.2 Plot of level 1 quality information per product \(world map\): DESCENDING](#)

[5. Ozone profiles based on quality statistics and other trace gas profiles](#)

[5.1 Ozone statistics based on quality of products](#)

[5.2 Plot ozone profiles for all STD \(dark without errors\)](#)

[5.3 Plot ozone profiles where STD < 20% \(dark without errors\)](#)

[5.4. Plot ozone profiles where STD < 10% \(dark without errors\)](#)

[5.5. Plot ozone profiles where STD < 5% \(dark without errors\)](#)

[5.6 Plot NO2 profiles for all STD \(dark without errors\)](#)

[5.7 Plot NO3 profiles for all STD \(dark without errors\)](#)

[5.8 Plot H2O profiles \(only for occultations of stars 1,2,3,4,13,14,16,26,63 dark without errors\) for all STD](#)

[6. Auxiliary Data Files used for the production reported in section 2](#)

This report presents the daily analysis on parameters extracted from GOMOS level 2 data (GOM_NL__2P). It is intended to monitor some important parameters that will impact the quality of these products. A list of level 2 products (and content) that have arrived during the reporting day to the PCF is also given.

Item	Value
Time of report generation	22APR2013 18:02:32
Data source version	GOMOS/6.01
Start time of products	04-04-2007 (04APR2007 00:00:00)
Stop time of products	05-04-2007 (05APR2007 00:00:00)
Store outputs in DB	Yes
Nb of level 2 prods	296
Nb of prods with errors	0

2. Summary of processed GOM_NL__2P products.

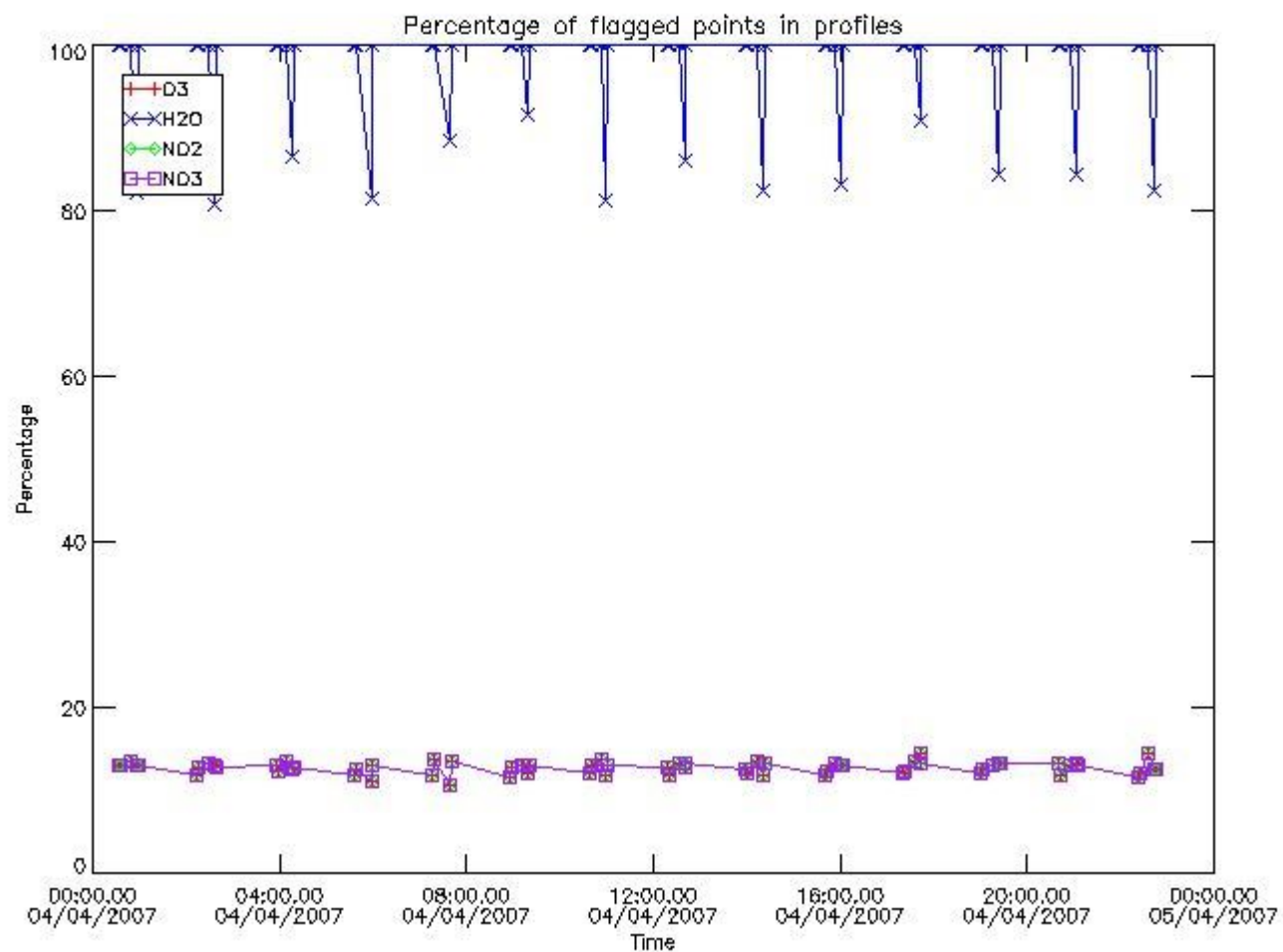
Nr	Filename	UTC Start time	Limb	Duration	Star Id	Star Name	Star Mag	Star Temp	Nb Meas	Orbit	Prod. error
1	GOM_NL__2PRFIN20070404_000355_000000412057_00016_26623_6655.N1	04-APR-2007 00:03:55	Bright	40.500	60	7Bet UMi	2.0810	3950.0	81	26623	No
2	GOM_NL__2PRFIN20070404_000549_000000362057_00016_26623_6656.N1	04-APR-2007 00:05:49	Bright	35.500	49	1Alp UMi	1.9900	6300.0	71	26623	No
3	GOM_NL__2PRFIN20070404_001329_000000362057_00016_26623_6657.N1	04-APR-2007 00:13:29	Bright	36.000	89	5Alp Cep	2.4510	8000.0	72	26623	No
4	GOM_NL__2PRFIN20070404_002907_000000452057_00016_26623_6658.N1	04-APR-2007 00:29:07	Twilight	45.000	61	8Eps Peg	2.1000	3900.0	90	26623	No
5	GOM_NL__2PRFIN20070404_003136_000000422057_00016_26623_6659.N1	04-APR-2007 00:31:36	Twilight	42.000	162	34Alp Aqr	2.9440	5350.0	84	26623	No
6	GOM_NL__2PRFIN20070404_003345_000000432057_00016_26623_6660.N1	04-APR-2007 00:33:45	Dark	43.000	154	22Bet Aqr	2.8990	5700.0	86	26623	No
7	GOM_NL__2PRFIN20070404_003618_000000402057_00016_26623_6661.N1	04-APR-2007 00:36:18	Dark	39.500	142	49Del Cap	2.8500	8900.0	79	26623	No
8	GOM_NL__2PRFIN20070404_004835_000000382057_00016_26623_6662.N1	04-APR-2007 00:48:35	Dark	37.500	45	Alp Pav	1.9400	26000.	75	26623	No
9	GOM_NL__2PRFIN20070404_005606_000000402057_00017_26624_6655.N1	04-APR-2007 00:56:06	Dark	39.500	43	Alp TrA	1.9100	4250.0	79	26624	No
10	GOM_NL__2PRFIN20070404_005800_000000392057_00017_26624_6656.N1	04-APR-2007 00:58:00	Dark	39.000	134	Bet TrA	2.8100	6600.0	78	26624	No
11	GOM_NL__2PRFIN20070404_010037_000000532057_00017_26624_6657.N1	04-APR-2007 01:00:37	Straylight	53.000	4	Alp1Cen	-0.010000	5800.0	106	26624	No
12	GOM_NL__2PRFIN20070404_010327_000000452057_00017_26624_6658.N1	04-APR-2007 01:03:27	Straylight	44.500	78	Alp Lup	2.3040	28000.	89	26624	No
13	GOM_NL__2PRFIN20070404_010611_000000412057_00017_26624_6659.N1	04-APR-2007 01:06:11	Straylight	41.000	64	Gam Cen	2.2000	10600.	82	26624	No
14	GOM_NL__2PRFIN20070404_010847_000000442057_00017_26624_6660.N1	04-APR-2007 01:08:47	Straylight	44.000	123	lot Cen	2.7500	10200.	88	26624	No
15	GOM_NL__2PRFIN20070404_011332_000000422057_00017_26624_6661.N1	04-APR-2007 01:13:32	Twilight	42.000	106	9Bet Crv	2.6480	5600.0	84	26624	No
16	GOM_NL__2PRFIN20070404_011528_000000412057_00017_26624_6662.N1	04-APR-2007 01:15:28	Twilight	41.000	100	4Gam Crv	2.5800	13100.	82	26624	No
17	GOM_NL__2PRFIN20070404_012502_000000382057_00017_26624_6663.N1	04-APR-2007 01:25:02	Bright	37.500	62	94Bet Leo	2.1360	9700.0	75	26624	No
18	GOM_NL__2PRFIN20070404_012642_000000362057_00017_26624_6664.N1	04-APR-2007 01:26:42	Bright	36.000	96	68Del Leo	2.5600	9300.0	72	26624	No
19	GOM_NL__2PRFIN20070404_013329_000000372057_00017_26624_6665.N1	04-APR-2007 01:33:29	Bright	36.500	174	52Psi UMa	3.0040	4400.0	73	26624	No
20	GOM_NL__2PRFIN20070404_013625_000000382057_00017_26624_6666.N1	04-APR-2007 01:36:25	Bright	37.500	87	64Gam UMa	2.4330	11000.	75	26624	No
21	GOM_NL__2PRFIN20070404_013821_000000382057_00017_26624_6667.N1	04-APR-2007 01:38:21	Bright	37.500	36	50Alp UMa	1.8000	6300.0	75	26624	No
22	GOM_NL__2PRFIN20070404_014430_000000392057_00017_26624_6668.N1	04-APR-2007 01:44:30	Bright	39.000	60	7Bet UMi	2.0810	3950.0	78	26624	No
23	GOM_NL__2PRFIN20070404_014625_000000352057_00017_26624_6669.N1	04-APR-2007 01:46:25	Bright	34.500	49	1Alp UMi	1.9900	6300.0	69	26624	No
24	GOM_NL__2PRFIN20070404_015404_000000362057_00017_26624_6670.N1	04-APR-2007 01:54:04	Bright	36.000	89	5Alp Cep	2.4510	8000.0	72	26624	No
25	GOM_NL__2PRFIN20070404_020943_000000462057_00017_26624_6671.N1	04-APR-2007 02:09:43	Twilight	45.500	61	8Eps Peg	2.1000	3900.0	91	26624	No
26	GOM_NL__2PRFIN20070404_021212_000000432057_00017_26624_6672.N1	04-APR-2007 02:12:12	Twilight	43.000	162	34Alp Aqr	2.9440	5350.0	86	26624	No
27	GOM_NL__2PRFIN20070404_021422_000000442057_00017_26624_6673.N1	04-APR-2007 02:14:22	Dark	43.500	154	22Bet Aqr	2.8990	5700.0	87	26624	No
28	GOM_NL__2PRFIN20070404_021654_000000402057_00017_26624_6674.N1	04-APR-2007 02:16:54	Dark	40.000	142	49Del Cap	2.8500	8900.0	80	26624	No
29	GOM_NL__2PRFIN20070404_022911_000000392057_00017_26624_6675.N1	04-APR-2007 02:29:11	Dark	38.500	45	Alp Pav	1.9400	26000.	77	26624	No
30	GOM_NL__2PRFIN20070404_023643_000000402057_00018_26625_6676.N1	04-APR-2007 02:36:43	Dark	39.500	43	Alp TrA	1.9100	4250.0	79	26625	No
31	GOM_NL__2PRFIN20070404_023837_000000402057_00018_26625_6677.N1	04-APR-2007 02:38:37	Dark	40.000	134	Bet TrA	2.8100	6600.0	80	26625	No
32	GOM_NL__2PRFIN20070404_024113_000000542057_00018_26625_6678.N1	04-APR-2007 02:41:13	Straylight	53.500	4	Alp1Cen	-0.010000	5800.0	107	26625	No
33	GOM_NL__2PRFIN20070404_024404_000000462057_00018_26625_6679.N1	04-APR-2007 02:44:04	Straylight	46.000	78	Alp Lup	2.3040	28000.	92	26625	No
34	GOM_NL__2PRFIN20070404_024647_000000392057_00018_26625_6680.N1	04-APR-2007 02:46:47	Straylight	39.000	64	Gam Cen	2.2000	10600.	78	26625	No
35	GOM_NL__2PRFIN20070404_024924_000000442057_00018_26625_6681.N1	04-APR-2007 02:49:24	Straylight	43.500	123	lot Cen	2.7500	10200.	87	26625	No
36	GOM_NL__2PRFIN20070404_025409_000000452057_00018_26625_6682.N1	04-APR-2007 02:54:09	Twilight	44.500	106	9Bet Crv	2.6480	5600.0	89	26625	No
37	GOM_NL__2PRFIN20070404_025604_000000412057_00018_26625_6683.N1	04-APR-2007 02:56:04	Twilight	41.000	100	4Gam Crv	2.5800	13100.	82	26625	No
38	GOM_NL__2PRFIN20070404_030538_000000382057_00018_26625_6684.N1	04-APR-2007 03:05:38	Bright	37.500	62	94Bet Leo	2.1360	9700.0	75	26625	No
39	GOM_NL__2PRFIN20070404_030718_000000362057_00018_26625_6685.N1	04-APR-2007 03:07:18	Bright	36.000	96	68Del Leo	2.5600	9300.0	72	26625	No
40	GOM_NL__2PRFIN20070404_031405_000000362057_00018_26625_6686.N1	04-APR-2007 03:14:05	Bright	35.500	174	52Psi UMa	3.0040	4400.0	71	26625	No
41	GOM_NL__2PRFIN20070404_031701_000000392057_00018_26625_6687.N1	04-APR-2007 03:17:01	Bright	38.500	87	64Gam UMa	2.4330	11000.	77	26625	No
42	GOM_NL__2PRFIN20070404_031857_000000352057_00018_26625_6688.N1	04-APR-2007 03:18:57	Bright	34.500	36	50Alp UMa	1.8000	6300.0	69	26625	No

279	GOM_NL__2PRFIN20070404_223627_000000392057_00029_26636_6883.N1	04-APR-2007 22:36:27	Dark	39.000	45	Alp Pav	1.9400	26000.	78	26636	No
280	GOM_NL__2PRFIN20070404_224359_000000412057_00030_26637_6877.N1	04-APR-2007 22:43:59	Dark	40.500	43	Alp TrA	1.9100	4250.0	81	26637	No
281	GOM_NL__2PRFIN20070404_224554_000000412057_00030_26637_6878.N1	04-APR-2007 22:45:54	Dark	40.500	134	Bet TrA	2.8100	6600.0	81	26637	No
282	GOM_NL__2PRFIN20070404_224830_000000452057_00030_26637_6879.N1	04-APR-2007 22:48:30	Straylight	44.500	4	Alp1Cen	-0.010000	5800.0	89	26637	No
283	GOM_NL__2PRFIN20070404_225122_000000432057_00030_26637_6880.N1	04-APR-2007 22:51:22	Straylight	43.000	78	Alp Lup	2.3040	28000.	86	26637	No
284	GOM_NL__2PRFIN20070404_225402_000000402057_00030_26637_6881.N1	04-APR-2007 22:54:02	Straylight	40.000	64	Gam Cen	2.2000	10600.	80	26637	No
285	GOM_NL__2PRFIN20070404_225640_000000432057_00030_26637_6882.N1	04-APR-2007 22:56:40	Straylight	42.500	123	lot Cen	2.7500	10200.	85	26637	No
286	GOM_NL__2PRFIN20070404_230122_000000422057_00030_26637_6883.N1	04-APR-2007 23:01:22	Twilight_stray	42.000	106	9Bet Crv	2.6480	5600.0	84	26637	No
287	GOM_NL__2PRFIN20070404_230317_000000402057_00030_26637_6884.N1	04-APR-2007 23:03:17	Twilight_stray	39.500	100	4Gam Crv	2.5800	13100.	79	26637	No
288	GOM_NL__2PRFIN20070404_231249_000000362057_00030_26637_6885.N1	04-APR-2007 23:12:49	Bright	36.000	62	94Bet Leo	2.1360	9700.0	72	26637	No
289	GOM_NL__2PRFIN20070404_231430_000000352057_00030_26637_6886.N1	04-APR-2007 23:14:30	Bright	35.000	96	68Del Leo	2.5600	9300.0	70	26637	No
290	GOM_NL__2PRFIN20070404_232116_000000362057_00030_26637_6887.N1	04-APR-2007 23:21:16	Bright	35.500	174	52Psi UMa	3.0040	4400.0	71	26637	No
291	GOM_NL__2PRFIN20070404_232410_000000362057_00030_26637_6888.N1	04-APR-2007 23:24:10	Bright	36.000	87	64Gam UMa	2.4330	11000.	72	26637	No
292	GOM_NL__2PRFIN20070404_232608_000000372057_00030_26637_6889.N1	04-APR-2007 23:26:08	Bright	37.000	36	50Alp UMa	1.8000	6300.0	74	26637	No
293	GOM_NL__2PRFIN20070404_233214_000000392057_00030_26637_6890.N1	04-APR-2007 23:32:14	Bright	38.500	60	7Bet UMi	2.0810	3950.0	77	26637	No
294	GOM_NL__2PRFIN20070404_233413_000000322057_00030_26637_6891.N1	04-APR-2007 23:34:13	Bright	31.500	49	1Alp UMi	1.9900	6300.0	63	26637	No
295	GOM_NL__2PRFIN20070404_234151_000000362057_00030_26637_6892.N1	04-APR-2007 23:41:51	Bright	36.000	89	5Alp Cep	2.4510	8000.0	72	26637	No
296	GOM_NL__2PRFIN20070404_235734_000000462057_00030_26637_6893.N1	04-APR-2007 23:57:34	Twilight_stray	45.500	61	8Eps Peg	2.1000	3900.0	91	26637	No

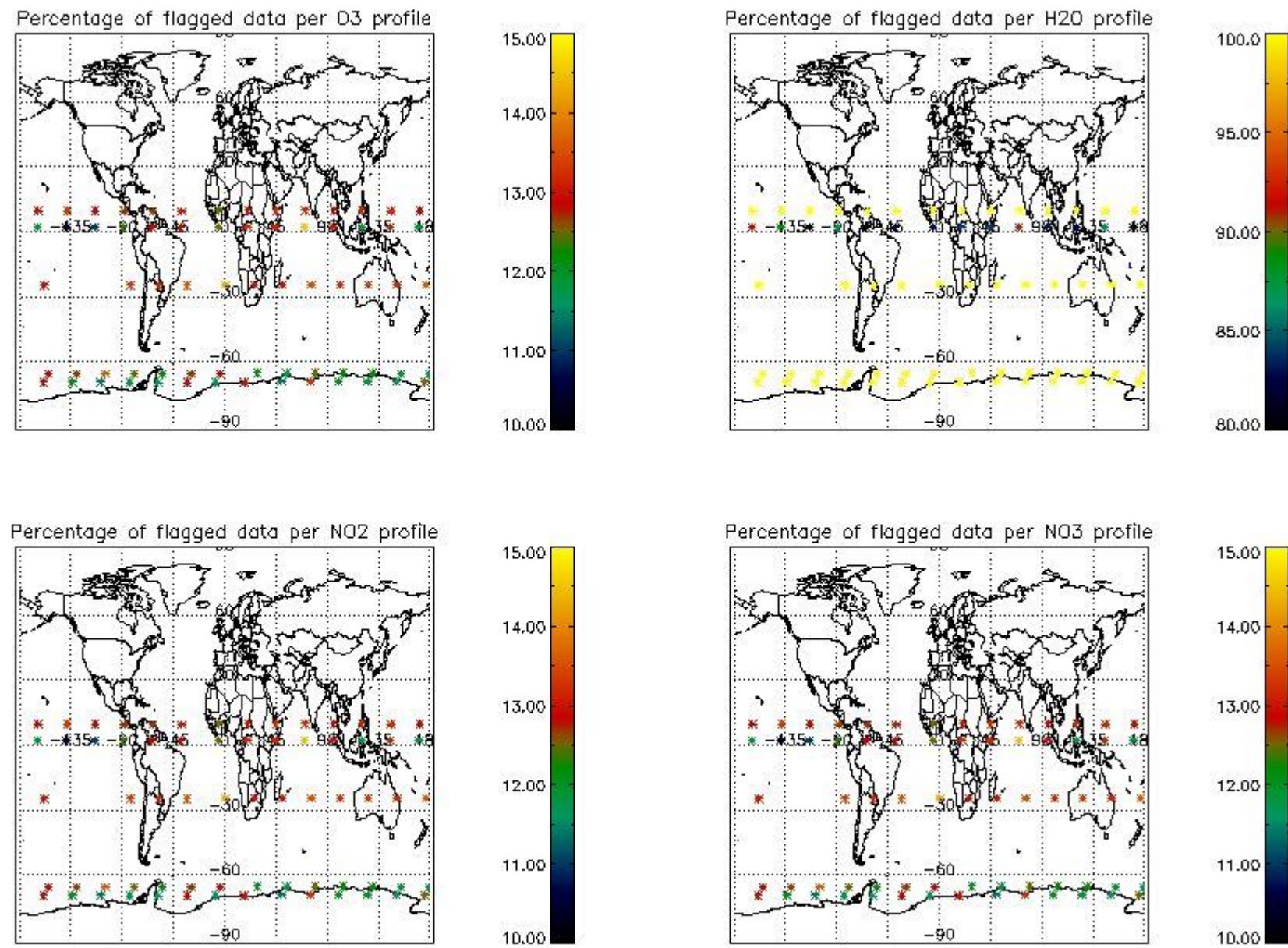
3. Quality information per product

In this section it is plotted some information contained in the Quality Summary data set of the level 2 products. Only products in dark limb conditions and without errors (error flag in the MPH set to "0") are used.

3.1 Plot quality information per product (time dependant)



3.2 Plot quality information per product (world map)

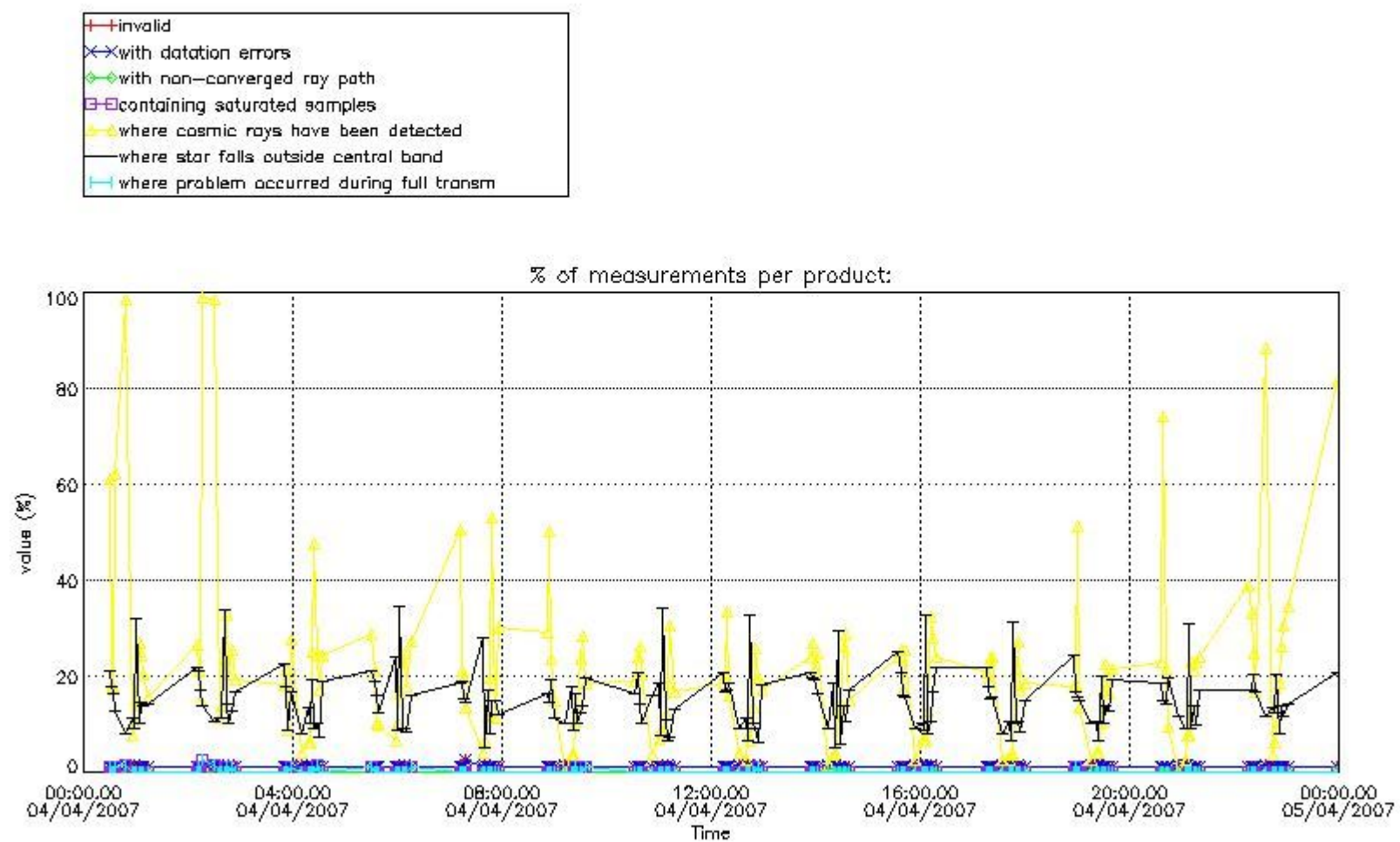


4. Level 1 quality information per product

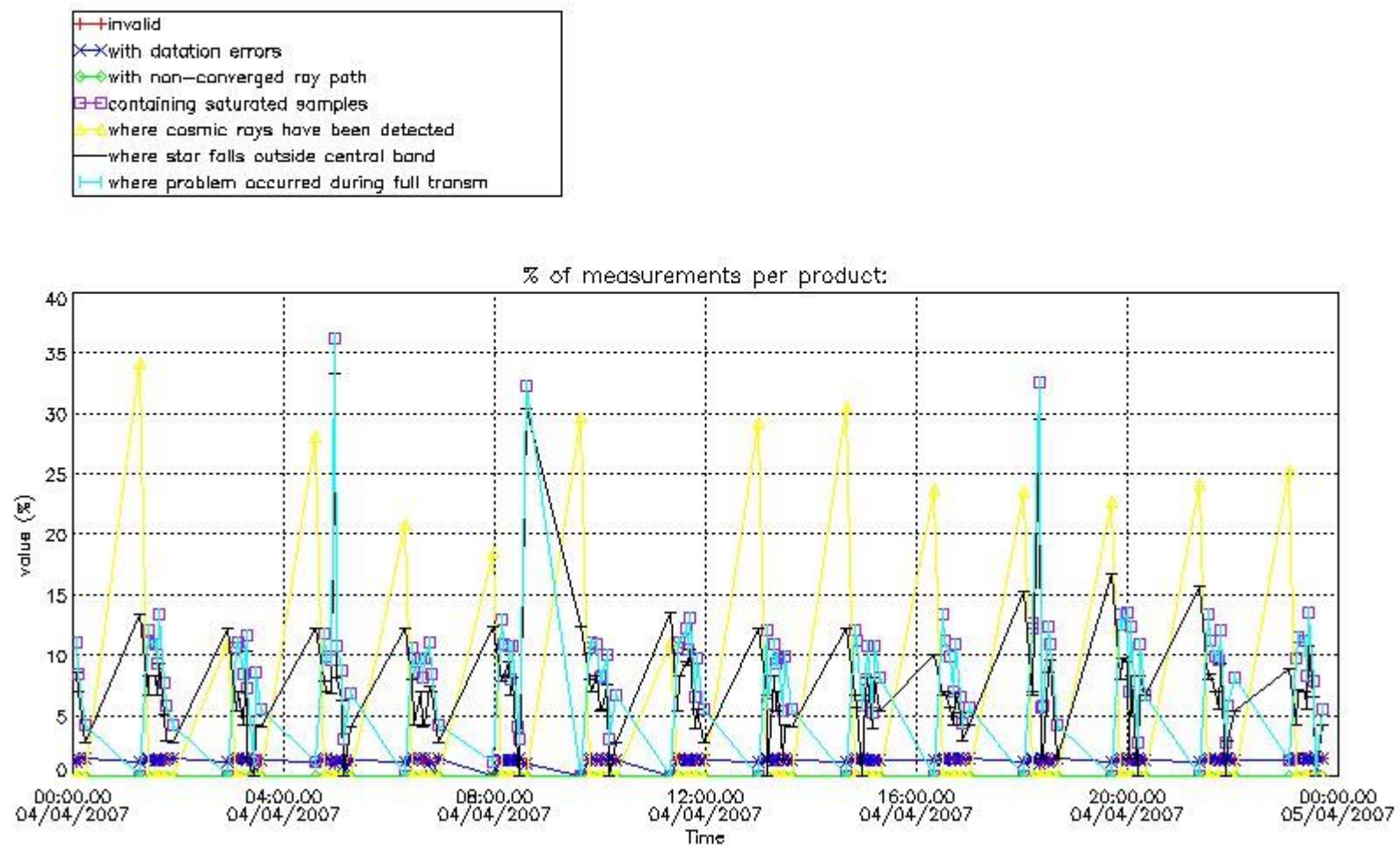
In this section it is plotted some information contained in the Quality Summary data set of the level 2 products that comes from the level 1b processing. Products without errors (error flag in the MPH set to "0") are used.

4.1 Plot quality information per product (time dependant) coming from level 1b processing

4.1.1 Plot level 1 quality information per product (time dependant): ENVISAT ASCENDING passes

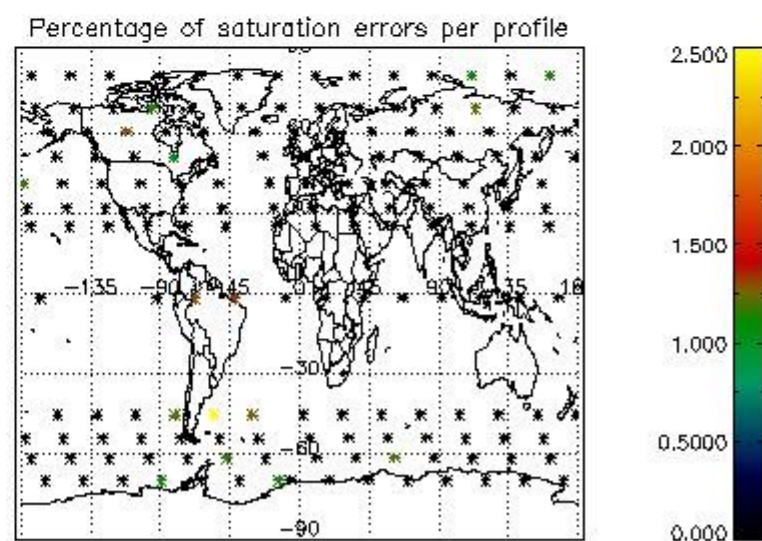
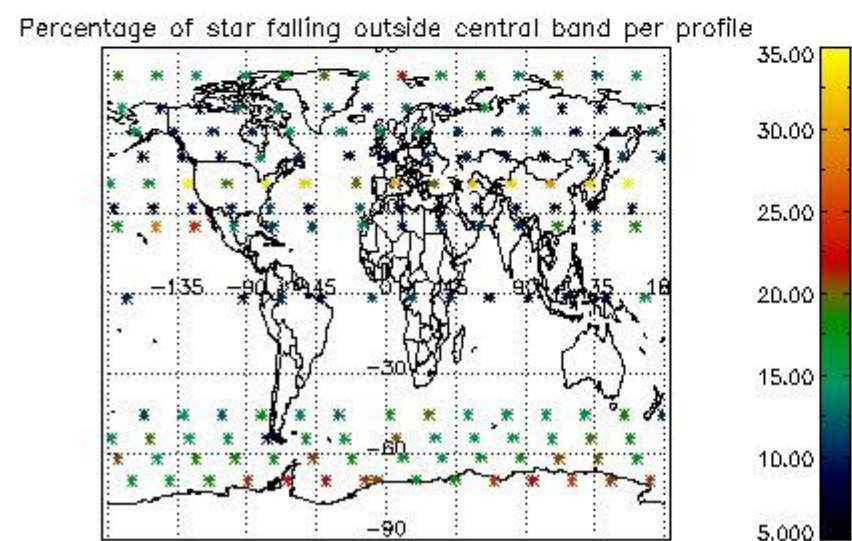
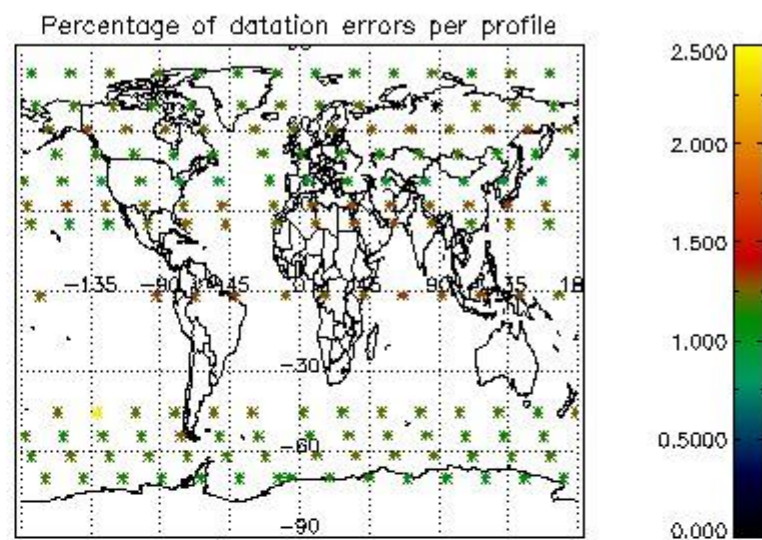
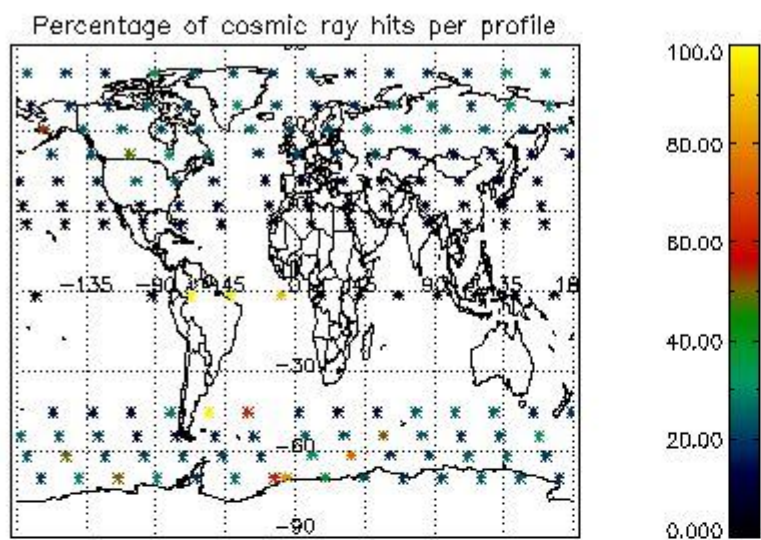


4.1.2 Plot level 1 quality information per product (time dependant): ENVI SAT DESCENDING passes

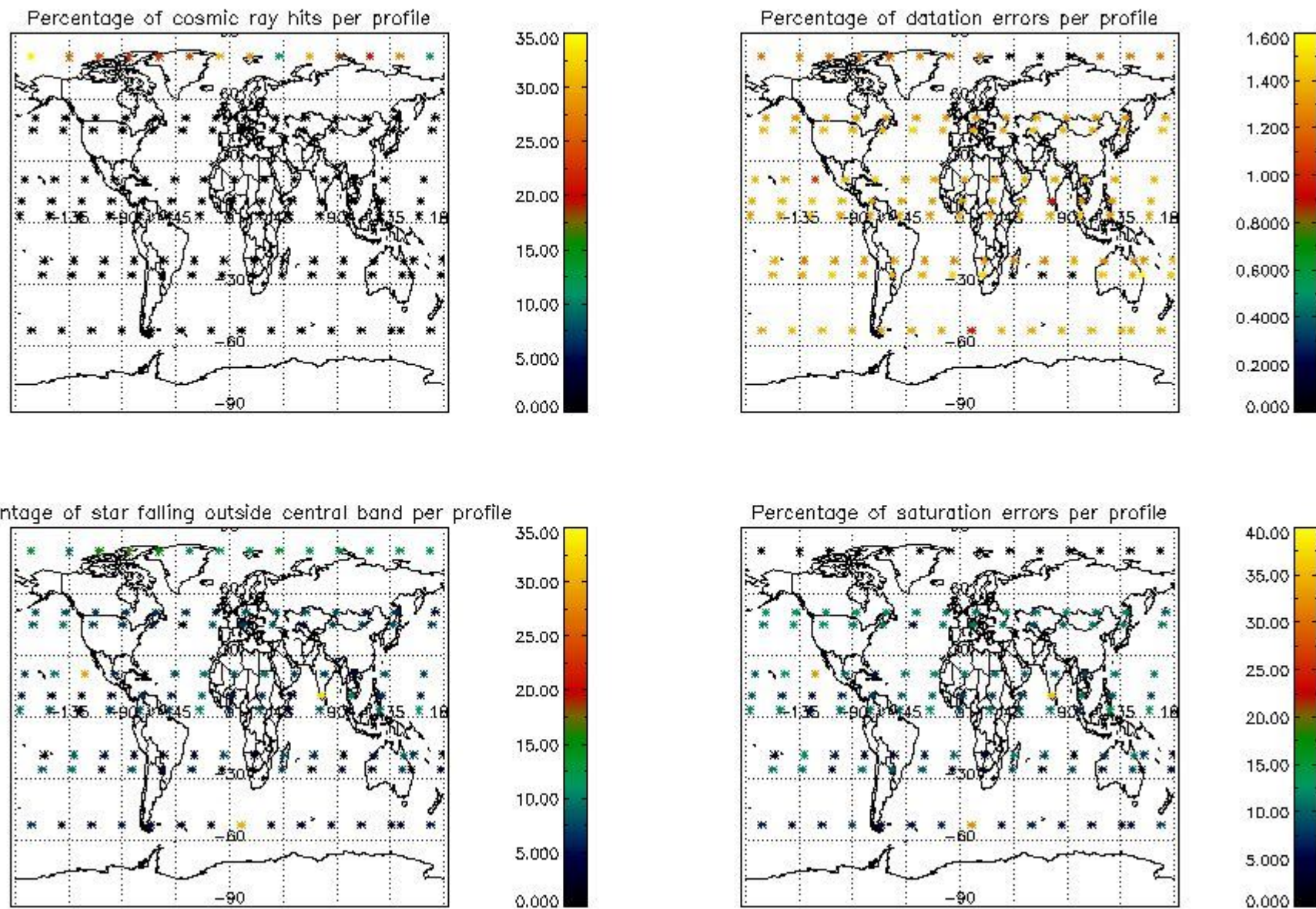


4.2 Plot quality information per product coming from level 1b processing (world map)

4.2.1 Plot level 1 quality information per product (world map): ENVISAT ASCENDING passes



4.2.2 Plot level 1 quality information per product (world map): ENVISAT DESCENDING passes



5. Trace gas profiles

5.1 Ozone statistics based on quality of products

The final quality of the products can be "measured" using the STD (Standard Deviation) attached to every point profile. This information is written to the parameter GOM_NL__2P/NL_LOCAL_SPECIES_DENSITY/o3_std of the level 2 products. The table below shows the statistics for given STD ranges.

The statistics are given with respect to the overall valid production:

- Products without fatal errors: GOM_NL__2P/MPH/PRODUCT_ERR=0
- Valid point profile: GOM_NL__2P/NL_LOCAL_SPECIES_DENSITY/pcd(0)=0

The 'Criteria' is applied to valid points of dark limb products:

- Products in dark limb illumination condition: GOM_NL__2P/NL_SUMMARY_QUALITY/obs_ill_cond=0
- Products without fatal errors: GOM_NL__2P/MPH/PRODUCT_ERR=0
- Valid point profile: GOM_NL__2P/NL_LOCAL_SPECIES_DENSITY/pcd(0)=0

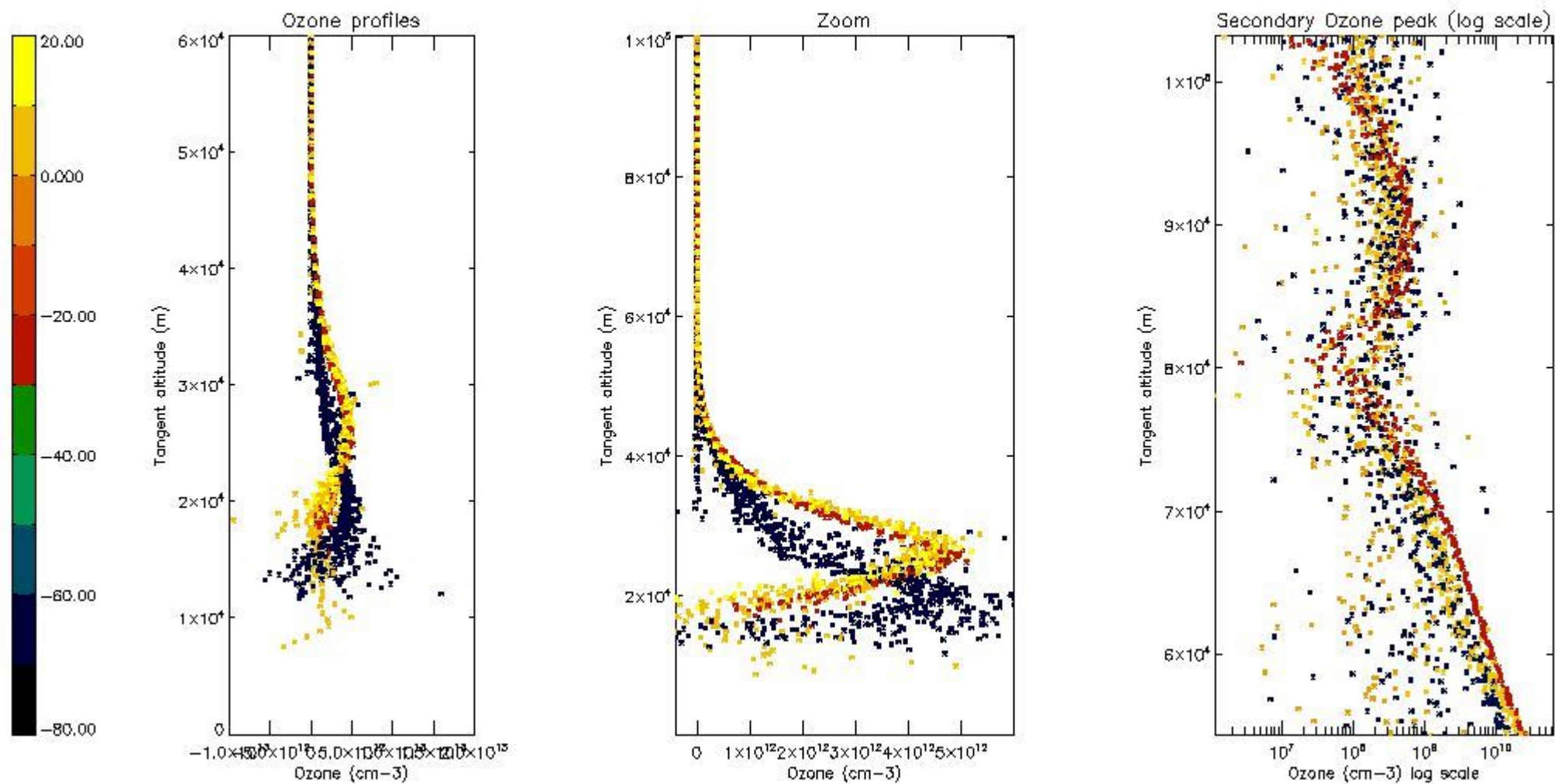
So, the table below shows the percentage of dark limb and valid observations for each criteria with respect to the overall valid daily observations.

Criteria	% of total production
All STD	24
STD < 20	10

STD < 10	6
STD < 5	2

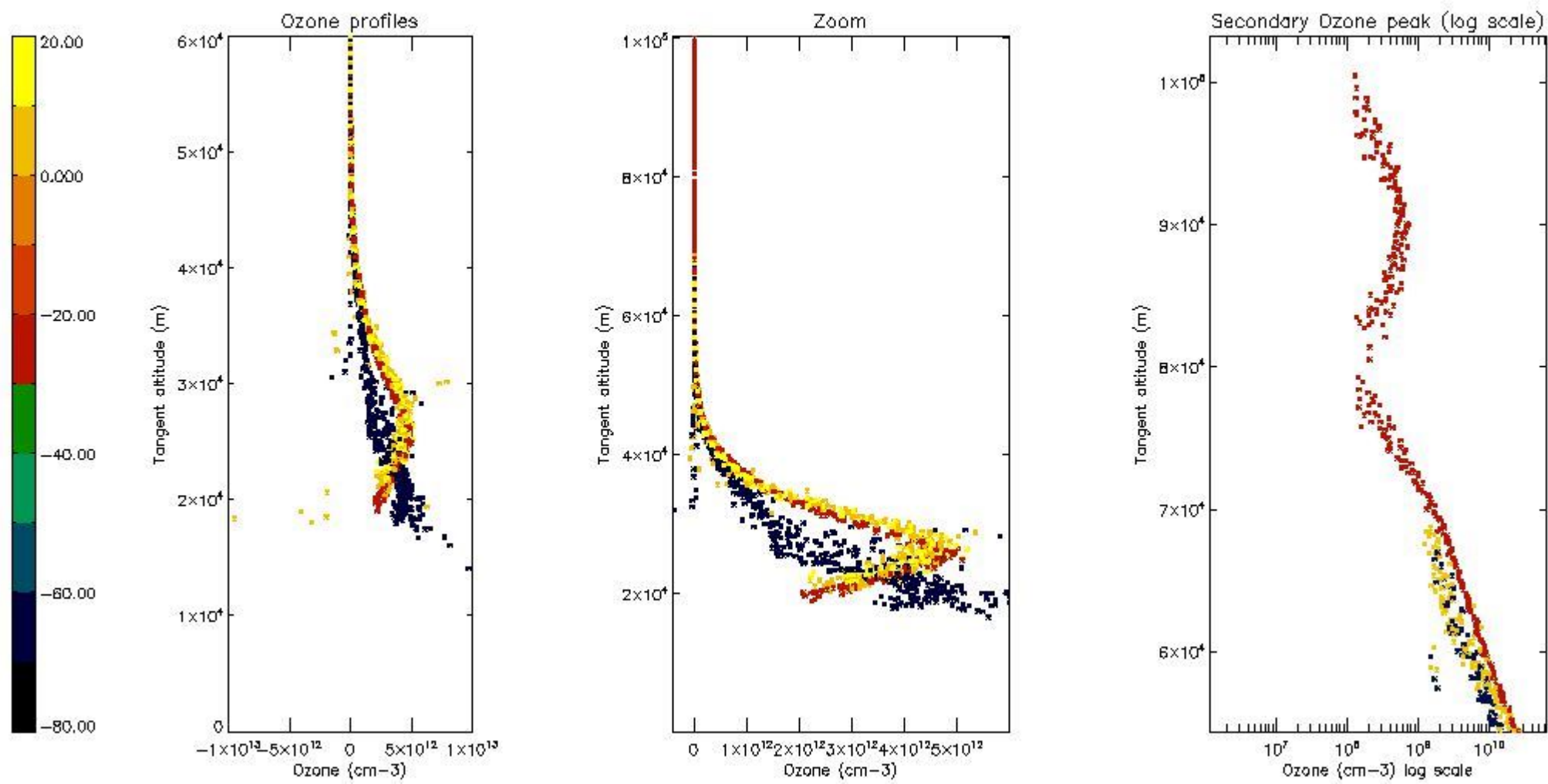
5.2 Plot ozone profiles for all STD (dark without errors)

The colorbar represents the latitude.



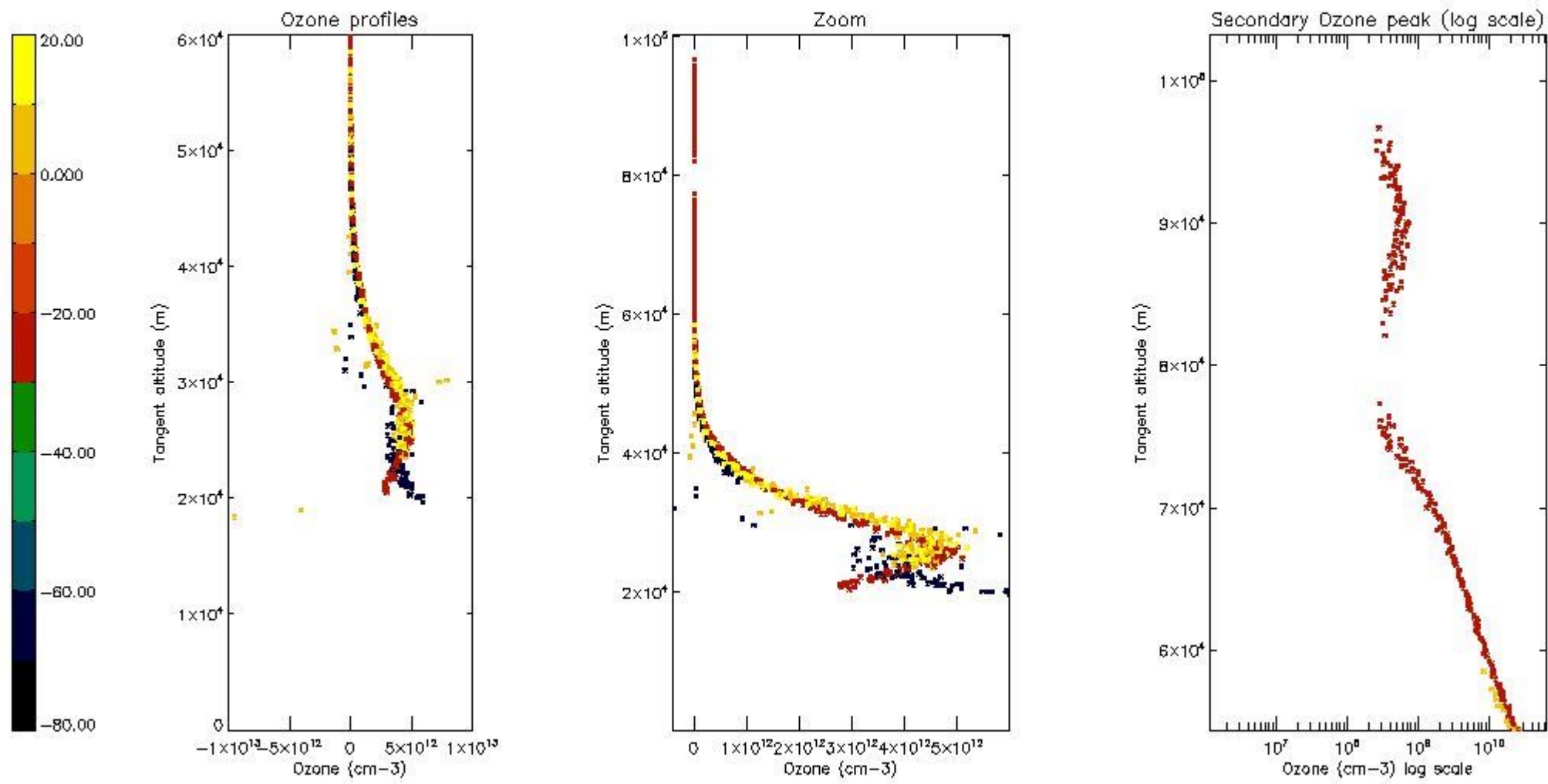
5.3 Plot ozone profiles where STD < 20% (dark without errors)

The colorbar represents the latitude.



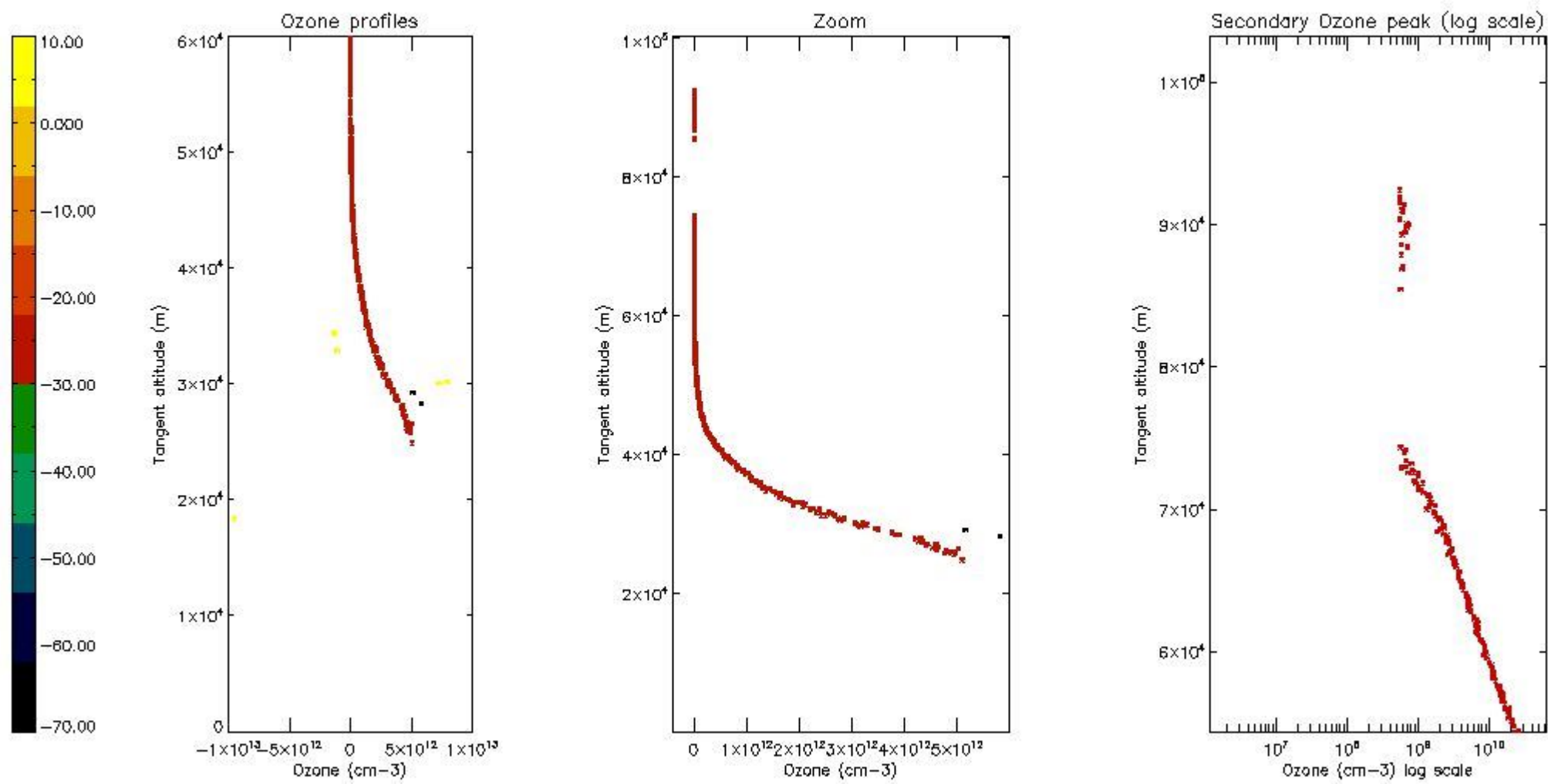
5.4 Plot ozone profiles where STD < 10% (dark without errors)

The colorbar represents the latitude.



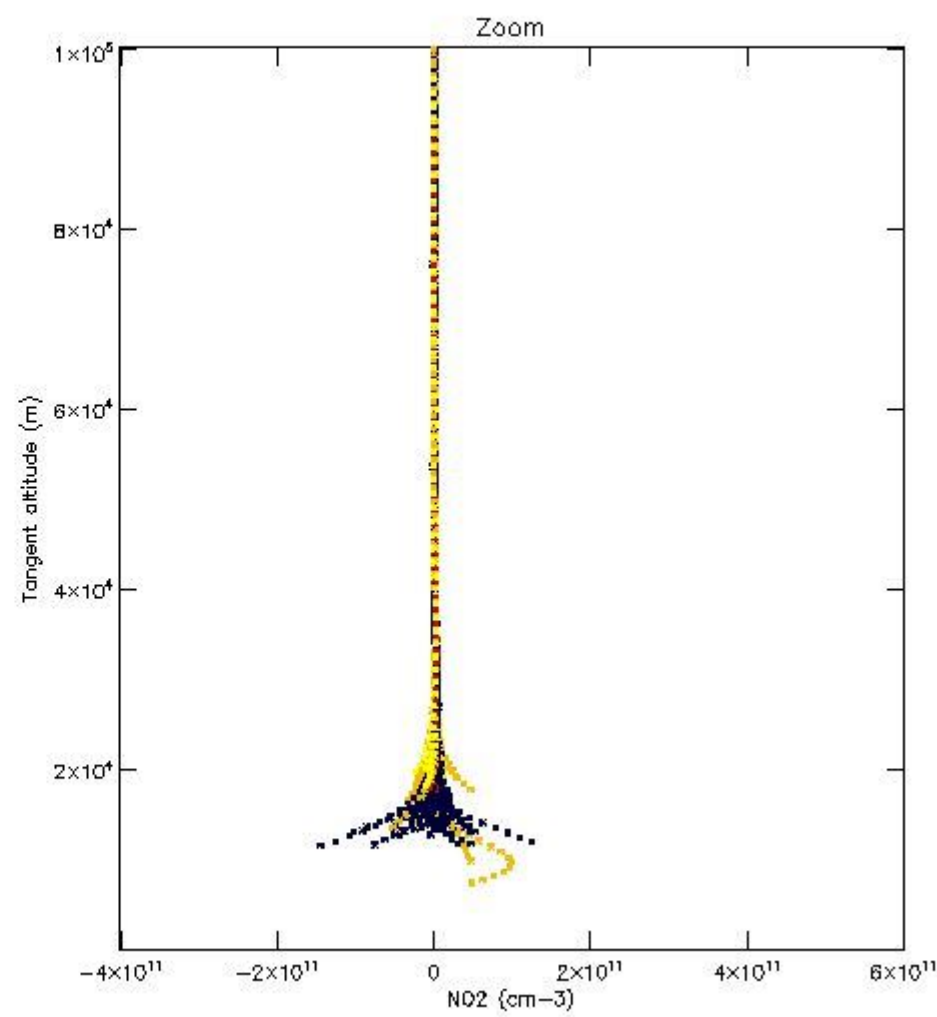
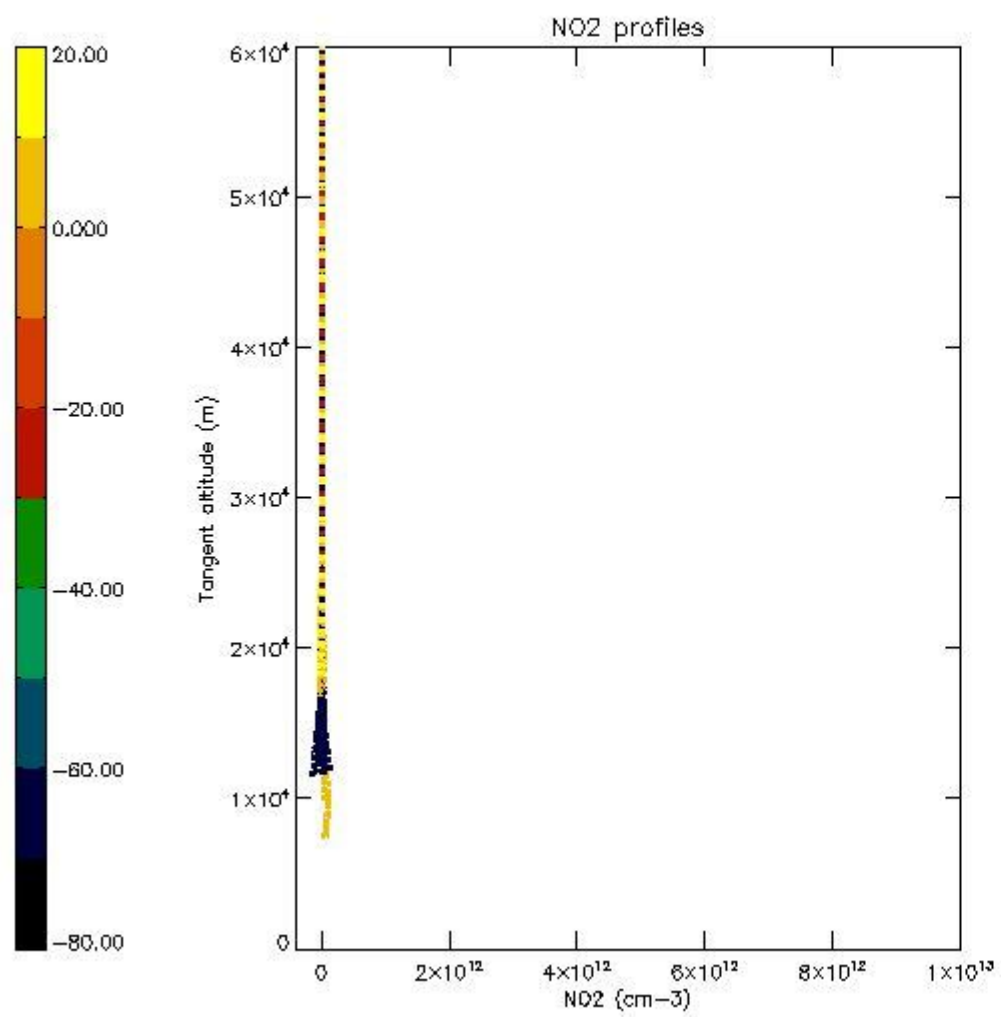
5.5 Plot ozone profiles where STD < 5% (dark without errors)

The colorbar represents the latitude.



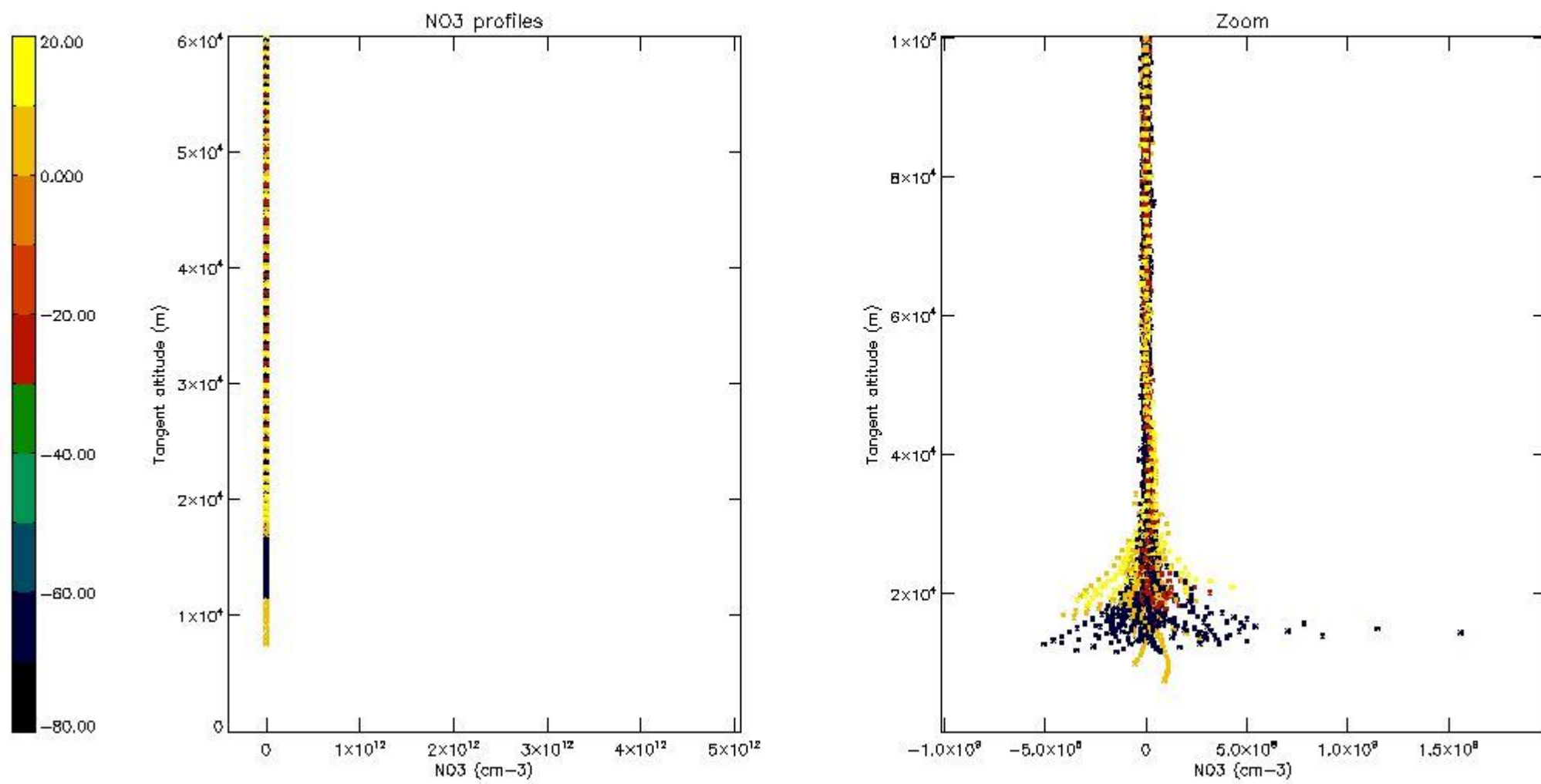
5.6 Plot NO₂ profiles for all STD (dark without errors)

The colorbar represents the latitude.



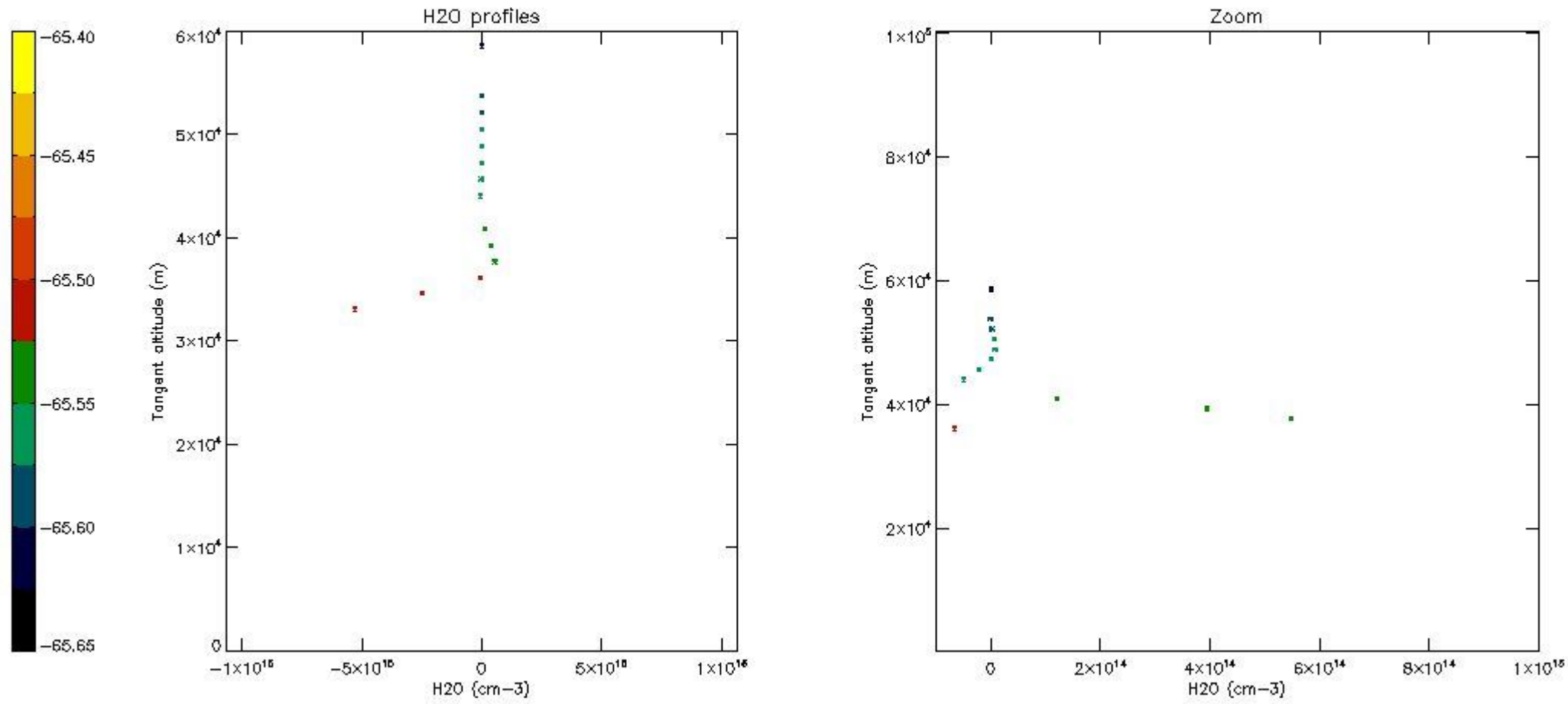
5.7 Plot NO3 profiles for all STD (dark without errors)

The colorbar represents the latitude.



5.8 Plot H2O profiles for all STD (only for occultations of stars 1,2,3,4,13,14,16,26,63 dark without errors)

The colorbar represents the latitude.



6. Auxiliary Data Files used for the production reported in section 2

The number reported in the third column indicates since which file (see list in section 2) the corresponding auxiliary file has been used. The fourth column is the date of those product files.

Type	Auxiliary Filename	Used since product	Used since product date
INST_PHYS_CHARACTERISTICS	GOM_INS_AXVIEC20091111_143220_20030716_120000_20500101_000000	1	04-APR-2007 00:03:55
LEVEL-2_PROC_CONFIG	GOM_PR2_AXVIEC20091111_152718_20020301_000000_20500101_000000	1	04-APR-2007 00:03:55
CROSS_SECTIONS_FILE	GOM_CRS_AXVIEC20091111_154832_20020301_000000_20500101_000000	1	04-APR-2007 00:03:55

GOMOS Level 2 Daily Report

SUMMARY

[1. General Info](#)

[2. Summary of processed GOM_NL_2P products](#)

[3. Level 2 Quality information per product](#)

[3.1 Plot of level 2 quality information per product \(time dependant\)](#)

[3.2 Plot of level 2 quality information per product \(world map\)](#)

[4. Level 1 Quality information per product \(stored on level 2 products\)](#)

[4.1 Plot of level 1 quality information per product \(time dependant\)](#)

[4.1.1 Plot of level 1 quality information per product \(time dependant\): ASCENDING](#)

[4.1.2 Plot of level 1 quality information per product \(time dependant\): DESCENDING](#)

[4.2 Plot of level 1 quality information per product \(world map\)](#)

[4.2.1 Plot of level 1 quality information per product \(world map\): ASCENDING](#)

[4.2.2 Plot of level 1 quality information per product \(world map\): DESCENDING](#)

[5. Ozone profiles based on quality statistics and other trace gas profiles](#)

[5.1 Ozone statistics based on quality of products](#)

[5.2 Plot ozone profiles for all STD \(dark without errors\)](#)

[5.3 Plot ozone profiles where STD < 20% \(dark without errors\)](#)

[5.4. Plot ozone profiles where STD < 10% \(dark without errors\)](#)

[5.5. Plot ozone profiles where STD < 5% \(dark without errors\)](#)

[5.6 Plot NO2 profiles for all STD \(dark without errors\)](#)

[5.7 Plot NO3 profiles for all STD \(dark without errors\)](#)

[5.8 Plot H2O profiles \(only for occultations of stars 1,2,3,4,13,14,16,26,63 dark without errors\) for all STD](#)

[6. Auxiliary Data Files used for the production reported in section 2](#)

This report presents the daily analysis on parameters extracted from GOMOS level 2 data (GOM_NL__2P). It is intended to monitor some important parameters that will impact the quality of these products. A list of level 2 products (and content) that have arrived during the reporting day to the PCF is also given.

Item	Value
Time of report generation	22APR2013 18:02:32
Data source version	GOMOS/6.01
Start time of products	04-04-2007 (04APR2007 00:00:00)
Stop time of products	05-04-2007 (05APR2007 00:00:00)
Store outputs in DB	Yes
Nb of level 2 prods	296
Nb of prods with errors	0

2. Summary of processed GOM_NL__2P products.

Nr	Filename	UTC Start time	Limb	Duration	Star Id	Star Name	Star Mag	Star Temp	Nb Meas	Orbit	Prod. error
1	GOM_NL__2PRFIN20070404_000355_000000412057_00016_26623_6655.N1	04-APR-2007 00:03:55	Bright	40.500	60	7Bet UMi	2.0810	3950.0	81	26623	No
2	GOM_NL__2PRFIN20070404_000549_000000362057_00016_26623_6656.N1	04-APR-2007 00:05:49	Bright	35.500	49	1Alp UMi	1.9900	6300.0	71	26623	No
3	GOM_NL__2PRFIN20070404_001329_000000362057_00016_26623_6657.N1	04-APR-2007 00:13:29	Bright	36.000	89	5Alp Cep	2.4510	8000.0	72	26623	No
4	GOM_NL__2PRFIN20070404_002907_000000452057_00016_26623_6658.N1	04-APR-2007 00:29:07	Twilight	45.000	61	8Eps Peg	2.1000	3900.0	90	26623	No
5	GOM_NL__2PRFIN20070404_003136_000000422057_00016_26623_6659.N1	04-APR-2007 00:31:36	Twilight	42.000	162	34Alp Aqr	2.9440	5350.0	84	26623	No
6	GOM_NL__2PRFIN20070404_003345_000000432057_00016_26623_6660.N1	04-APR-2007 00:33:45	Dark	43.000	154	22Bet Aqr	2.8990	5700.0	86	26623	No
7	GOM_NL__2PRFIN20070404_003618_000000402057_00016_26623_6661.N1	04-APR-2007 00:36:18	Dark	39.500	142	49Del Cap	2.8500	8900.0	79	26623	No
8	GOM_NL__2PRFIN20070404_004835_000000382057_00016_26623_6662.N1	04-APR-2007 00:48:35	Dark	37.500	45	Alp Pav	1.9400	26000.	75	26623	No
9	GOM_NL__2PRFIN20070404_005606_000000402057_00017_26624_6655.N1	04-APR-2007 00:56:06	Dark	39.500	43	Alp TrA	1.9100	4250.0	79	26624	No
10	GOM_NL__2PRFIN20070404_005800_000000392057_00017_26624_6656.N1	04-APR-2007 00:58:00	Dark	39.000	134	Bet TrA	2.8100	6600.0	78	26624	No
11	GOM_NL__2PRFIN20070404_010037_000000532057_00017_26624_6657.N1	04-APR-2007 01:00:37	Straylight	53.000	4	Alp1Cen	-0.010000	5800.0	106	26624	No
12	GOM_NL__2PRFIN20070404_010327_000000452057_00017_26624_6658.N1	04-APR-2007 01:03:27	Straylight	44.500	78	Alp Lup	2.3040	28000.	89	26624	No
13	GOM_NL__2PRFIN20070404_010611_000000412057_00017_26624_6659.N1	04-APR-2007 01:06:11	Straylight	41.000	64	Gam Cen	2.2000	10600.	82	26624	No
14	GOM_NL__2PRFIN20070404_010847_000000442057_00017_26624_6660.N1	04-APR-2007 01:08:47	Straylight	44.000	123	lot Cen	2.7500	10200.	88	26624	No
15	GOM_NL__2PRFIN20070404_011332_000000422057_00017_26624_6661.N1	04-APR-2007 01:13:32	Twilight	42.000	106	9Bet Crv	2.6480	5600.0	84	26624	No
16	GOM_NL__2PRFIN20070404_011528_000000412057_00017_26624_6662.N1	04-APR-2007 01:15:28	Twilight	41.000	100	4Gam Crv	2.5800	13100.	82	26624	No
17	GOM_NL__2PRFIN20070404_012502_000000382057_00017_26624_6663.N1	04-APR-2007 01:25:02	Bright	37.500	62	94Bet Leo	2.1360	9700.0	75	26624	No
18	GOM_NL__2PRFIN20070404_012642_000000362057_00017_26624_6664.N1	04-APR-2007 01:26:42	Bright	36.000	96	68Del Leo	2.5600	9300.0	72	26624	No
19	GOM_NL__2PRFIN20070404_013329_000000372057_00017_26624_6665.N1	04-APR-2007 01:33:29	Bright	36.500	174	52Psi UMa	3.0040	4400.0	73	26624	No
20	GOM_NL__2PRFIN20070404_013625_000000382057_00017_26624_6666.N1	04-APR-2007 01:36:25	Bright	37.500	87	64Gam UMa	2.4330	11000.	75	26624	No
21	GOM_NL__2PRFIN20070404_013821_000000382057_00017_26624_6667.N1	04-APR-2007 01:38:21	Bright	37.500	36	50Alp UMa	1.8000	6300.0	75	26624	No
22	GOM_NL__2PRFIN20070404_014430_000000392057_00017_26624_6668.N1	04-APR-2007 01:44:30	Bright	39.000	60	7Bet UMi	2.0810	3950.0	78	26624	No
23	GOM_NL__2PRFIN20070404_014625_000000352057_00017_26624_6669.N1	04-APR-2007 01:46:25	Bright	34.500	49	1Alp UMi	1.9900	6300.0	69	26624	No
24	GOM_NL__2PRFIN20070404_015404_000000362057_00017_26624_6670.N1	04-APR-2007 01:54:04	Bright	36.000	89	5Alp Cep	2.4510	8000.0	72	26624	No
25	GOM_NL__2PRFIN20070404_020943_000000462057_00017_26624_6671.N1	04-APR-2007 02:09:43	Twilight	45.500	61	8Eps Peg	2.1000	3900.0	91	26624	No
26	GOM_NL__2PRFIN20070404_021212_000000432057_00017_26624_6672.N1	04-APR-2007 02:12:12	Twilight	43.000	162	34Alp Aqr	2.9440	5350.0	86	26624	No
27	GOM_NL__2PRFIN20070404_021422_000000442057_00017_26624_6673.N1	04-APR-2007 02:14:22	Dark	43.500	154	22Bet Aqr	2.8990	5700.0	87	26624	No
28	GOM_NL__2PRFIN20070404_021654_000000402057_00017_26624_6674.N1	04-APR-2007 02:16:54	Dark	40.000	142	49Del Cap	2.8500	8900.0	80	26624	No
29	GOM_NL__2PRFIN20070404_022911_000000392057_00017_26624_6675.N1	04-APR-2007 02:29:11	Dark	38.500	45	Alp Pav	1.9400	26000.	77	26624	No
30	GOM_NL__2PRFIN20070404_023643_000000402057_00018_26625_6676.N1	04-APR-2007 02:36:43	Dark	39.500	43	Alp TrA	1.9100	4250.0	79	26625	No
31	GOM_NL__2PRFIN20070404_023837_000000402057_00018_26625_6677.N1	04-APR-2007 02:38:37	Dark	40.000	134	Bet TrA	2.8100	6600.0	80	26625	No
32	GOM_NL__2PRFIN20070404_024113_000000542057_00018_26625_6678.N1	04-APR-2007 02:41:13	Straylight	53.500	4	Alp1Cen	-0.010000	5800.0	107	26625	No
33	GOM_NL__2PRFIN20070404_024404_000000462057_00018_26625_6679.N1	04-APR-2007 02:44:04	Straylight	46.000	78	Alp Lup	2.3040	28000.	92	26625	No
34	GOM_NL__2PRFIN20070404_024647_000000392057_00018_26625_6680.N1	04-APR-2007 02:46:47	Straylight	39.000	64	Gam Cen	2.2000	10600.	78	26625	No
35	GOM_NL__2PRFIN20070404_024924_000000442057_00018_26625_6681.N1	04-APR-2007 02:49:24	Straylight	43.500	123	lot Cen	2.7500	10200.	87	26625	No
36	GOM_NL__2PRFIN20070404_025409_000000452057_00018_26625_6682.N1	04-APR-2007 02:54:09	Twilight	44.500	106	9Bet Crv	2.6480	5600.0	89	26625	No
37	GOM_NL__2PRFIN20070404_025604_000000412057_00018_26625_6683.N1	04-APR-2007 02:56:04	Twilight	41.000	100	4Gam Crv	2.5800	13100.	82	26625	No
38	GOM_NL__2PRFIN20070404_030538_000000382057_00018_26625_6684.N1	04-APR-2007 03:05:38	Bright	37.500	62	94Bet Leo	2.1360	9700.0	75	26625	No
39	GOM_NL__2PRFIN20070404_030718_000000362057_00018_26625_6685.N1	04-APR-2007 03:07:18	Bright	36.000	96	68Del Leo	2.5600	9300.0	72	26625	No
40	GOM_NL__2PRFIN20070404_031405_000000362057_00018_26625_6686.N1	04-APR-2007 03:14:05	Bright	35.500	174	52Psi UMa	3.0040	4400.0	71	26625	No
41	GOM_NL__2PRFIN20070404_031701_000000392057_00018_26625_6687.N1	04-APR-2007 03:17:01	Bright	38.500	87	64Gam UMa	2.4330	11000.	77	26625	No
42	GOM_NL__2PRFIN20070404_031857_000000352057_00018_26625_6688.N1	04-APR-2007 03:18:57	Bright	34.500	36	50Alp UMa	1.8000	6300.0	69	26625	No

43	GOM_NL__2PRFIN20070404_032506_000000372057_00018_26625_6689.N1	04-APR-2007 03:25:06	Bright	36.500	60	7Bet UMi	2.0810	3950.0	73	26625	No
44	GOM_NL__2PRFIN20070404_032701_000000352057_00018_26625_6690.N1	04-APR-2007 03:27:01	Bright	35.000	49	1Alp UMi	1.9900	6300.0	70	26625	No
45	GOM_NL__2PRFIN20070404_033440_000000372057_00018_26625_6691.N1	04-APR-2007 03:34:40	Bright	36.500	89	5Alp Cep	2.4510	8000.0	73	26625	No
46	GOM_NL__2PRFIN20070404_035019_000000472057_00018_26625_6692.N1	04-APR-2007 03:50:19	Twi_and_stray	46.500	61	8Eps Peg	2.1000	3900.0	93	26625	No
47	GOM_NL__2PRFIN20070404_035248_000000422057_00018_26625_6693.N1	04-APR-2007 03:52:48	Twilight	42.000	162	34Alp Aqr	2.9440	5350.0	84	26625	No
48	GOM_NL__2PRFIN20070404_035458_000000402057_00018_26625_6694.N1	04-APR-2007 03:54:58	Dark	39.500	154	22Bet Aqr	2.8990	5700.0	79	26625	No
49	GOM_NL__2PRFIN20070404_035730_000000422057_00018_26625_6695.N1	04-APR-2007 03:57:30	Dark	41.500	142	49Del Cap	2.8500	8900.0	83	26625	No
50	GOM_NL__2PRFIN20070404_040947_000000382057_00018_26625_6696.N1	04-APR-2007 04:09:47	Dark	38.000	45	Alp Pav	1.9400	26000.	76	26625	No
51	GOM_NL__2PRFIN20070404_041719_000000412057_00019_26626_6691.N1	04-APR-2007 04:17:19	Dark	41.000	43	Alp TrA	1.9100	4250.0	82	26626	No
52	GOM_NL__2PRFIN20070404_041913_000000402057_00019_26626_6692.N1	04-APR-2007 04:19:13	Dark	40.000	134	Bet TrA	2.8100	6600.0	80	26626	No
53	GOM_NL__2PRFIN20070404_042149_000000442057_00019_26626_6693.N1	04-APR-2007 04:21:49	Straylight	44.000	4	Alp1Cen	-0.010000	5800.0	88	26626	No
54	GOM_NL__2PRFIN20070404_042440_000000442057_00019_26626_6694.N1	04-APR-2007 04:24:40	Straylight	44.000	78	Alp Lup	2.3040	28000.	88	26626	No
55	GOM_NL__2PRFIN20070404_042724_000000392057_00019_26626_6695.N1	04-APR-2007 04:27:24	Straylight	39.000	64	Gam Cen	2.2000	10600.	78	26626	No
56	GOM_NL__2PRFIN20070404_043000_000000412057_00019_26626_6696.N1	04-APR-2007 04:30:00	Straylight	41.000	123	lot Cen	2.7500	10200.	82	26626	No
57	GOM_NL__2PRFIN20070404_043445_000000452057_00019_26626_6697.N1	04-APR-2007 04:34:45	Twi_and_stray	45.000	106	9Bet Crv	2.6480	5600.0	90	26626	No
58	GOM_NL__2PRFIN20070404_043640_000000412057_00019_26626_6698.N1	04-APR-2007 04:36:40	Twi_and_stray	41.000	100	4Gam Crv	2.5800	13100.	82	26626	No
59	GOM_NL__2PRFIN20070404_044614_000000382057_00019_26626_6699.N1	04-APR-2007 04:46:14	Bright	38.000	62	94Bet Leo	2.1360	9700.0	76	26626	No
60	GOM_NL__2PRFIN20070404_044755_000000362057_00019_26626_6700.N1	04-APR-2007 04:47:55	Bright	35.500	96	68Del Leo	2.5600	9300.0	71	26626	No
61	GOM_NL__2PRFIN20070404_045441_000000372057_00019_26626_6701.N1	04-APR-2007 04:54:41	Bright	36.500	174	52Psi UMa	3.0040	4400.0	73	26626	No
62	GOM_NL__2PRFIN20070404_045736_000000532057_00019_26626_6702.N1	04-APR-2007 04:57:36	Bright	52.500	87	64Gam UMa	2.4330	11000.	105	26626	No
63	GOM_NL__2PRFIN20070404_045933_000000372057_00019_26626_6703.N1	04-APR-2007 04:59:33	Bright	37.000	36	50Alp UMa	1.8000	6300.0	74	26626	No
64	GOM_NL__2PRFIN20070404_050542_000000402057_00019_26626_6704.N1	04-APR-2007 05:05:42	Bright	40.000	60	7Bet UMi	2.0810	3950.0	80	26626	No
65	GOM_NL__2PRFIN20070404_050737_000000332057_00019_26626_6705.N1	04-APR-2007 05:07:37	Bright	33.000	49	1Alp UMi	1.9900	6300.0	66	26626	No
66	GOM_NL__2PRFIN20070404_051516_000000372057_00019_26626_6706.N1	04-APR-2007 05:15:16	Bright	36.500	89	5Alp Cep	2.4510	8000.0	73	26626	No
67	GOM_NL__2PRFIN20070404_053055_000000452057_00019_26626_6707.N1	04-APR-2007 05:30:55	Twi_and_stray	45.000	61	8Eps Peg	2.1000	3900.0	90	26626	No
68	GOM_NL__2PRFIN20070404_053325_000000432057_00019_26626_6708.N1	04-APR-2007 05:33:25	Twilight	42.500	162	34Alp Aqr	2.9440	5350.0	85	26626	No
69	GOM_NL__2PRFIN20070404_053534_000000442057_00019_26626_6709.N1	04-APR-2007 05:35:34	Dark	43.500	154	22Bet Aqr	2.8990	5700.0	87	26626	No
70	GOM_NL__2PRFIN20070404_053807_000000412057_00019_26626_6710.N1	04-APR-2007 05:38:07	Dark	40.500	142	49Del Cap	2.8500	8900.0	81	26626	No
71	GOM_NL__2PRFIN20070404_055755_000000462057_00020_26627_6707.N1	04-APR-2007 05:57:55	Dark	46.000	43	Alp TrA	1.9100	4250.0	92	26627	No
72	GOM_NL__2PRFIN20070404_055950_000000402057_00020_26627_6708.N1	04-APR-2007 05:59:50	Dark	39.500	134	Bet TrA	2.8100	6600.0	79	26627	No
73	GOM_NL__2PRFIN20070404_060226_000000552057_00020_26627_6709.N1	04-APR-2007 06:02:26	Straylight	55.000	4	Alp1Cen	-0.010000	5800.0	110	26627	No
74	GOM_NL__2PRFIN20070404_060517_000000442057_00020_26627_6710.N1	04-APR-2007 06:05:17	Straylight	43.500	78	Alp Lup	2.3040	28000.	87	26627	No
75	GOM_NL__2PRFIN20070404_060800_000000392057_00020_26627_6711.N1	04-APR-2007 06:08:00	Straylight	38.500	64	Gam Cen	2.2000	10600.	77	26627	No
76	GOM_NL__2PRFIN20070404_061036_000000422057_00020_26627_6712.N1	04-APR-2007 06:10:36	Straylight	42.000	123	lot Cen	2.7500	10200.	84	26627	No
77	GOM_NL__2PRFIN20070404_061521_000000442057_00020_26627_6713.N1	04-APR-2007 06:15:21	Twi_and_stray	44.000	106	9Bet Crv	2.6480	5600.0	88	26627	No
78	GOM_NL__2PRFIN20070404_061716_000000412057_00020_26627_6714.N1	04-APR-2007 06:17:16	Twi_and_stray	41.000	100	4Gam Crv	2.5800	13100.	82	26627	No
79	GOM_NL__2PRFIN20070404_062650_000000382057_00020_26627_6715.N1	04-APR-2007 06:26:50	Bright	37.500	62	94Bet Leo	2.1360	9700.0	75	26627	No
80	GOM_NL__2PRFIN20070404_062830_000000352057_00020_26627_6716.N1	04-APR-2007 06:28:30	Bright	35.000	96	68Del Leo	2.5600	9300.0	70	26627	No
81	GOM_NL__2PRFIN20070404_063517_000000362057_00020_26627_6717.N1	04-APR-2007 06:35:17	Bright	36.000	174	52Psi UMa	3.0040	4400.0	72	26627	No
82	GOM_NL__2PRFIN20070404_063812_000000372057_00020_26627_6718.N1	04-APR-2007 06:38:12	Bright	37.000	87	64Gam UMa	2.4330	11000.	74	26627	No
83	GOM_NL__2PRFIN20070404_064009_000000362057_00020_26627_6719.N1	04-APR-2007 06:40:09	Bright	36.000	36	50Alp UMa	1.8000	6300.0	72	26627	No
84	GOM_NL__2PRFIN20070404_064617_000000412057_00020_26627_6720.N1	04-APR-2007 06:46:17	Bright	40.500	60	7Bet UMi	2.0810	3950.0	81	26627	No
85	GOM_NL__2PRFIN20070404_064813_000000362057_00020_26627_6721.N1	04-APR-2007 06:48:13	Bright	35.500	49	1Alp UMi	1.9900	6300.0	71	26627	No
86	GOM_NL__2PRFIN20070404_065552_000000362057_00020_26627_6722.N1	04-APR-2007 06:55:52	Bright	36.000	89	5Alp Cep	2.4510	8000.0	72	26627	No
87	GOM_NL__2PRFIN20070404_071131_000000442057_00020_26627_6723.N1	04-APR-2007 07:11:31	Twi_and_stray	43.500	61	8Eps Peg	2.1000	3900.0	87	26627	No
88	GOM_NL__2PRFIN20070404_071401_000000432057_00020_26627_6724.N1	04-APR-2007 07:14:01	Twilight	42.500	162	34Alp Aqr	2.9440	5350.0	85	26627	No
89	GOM_NL__2PRFIN20070404_071611_000000432057_00020_26627_6725.N1	04-APR-2007 07:16:11	Dark	43.000	154	22Bet Aqr	2.8990	5700.0	86	26627	No
90	GOM_NL__2PRFIN20070404_071843_000000412057_00020_26627_6726.N1	04-APR-2007 07:18:43	Dark	41.000	142	49Del Cap	2.8500	8900.0	82	26627	No
91	GOM_NL__2PRFIN20070404_073832_000000492057_00021_26628_6715.N1	04-APR-2007 07:38:32	Dark	48.500	43	Alp TrA	1.9100	4250.0	97	26628	No
92	GOM_NL__2PRFIN20070404_074026_000000382057_00021_26628_6716.N1	04-APR-2007 07:40:26	Dark	38.000	134	Bet TrA	2.8100	6600.0	76	26628	No
93	GOM_NL__2PRFIN20070404_074302_000000442057_00021_26628_6717.N1	04-APR-2007 07:43:02	Straylight	43.500	4	Alp1Cen	-0.010000	5800.0	87	26628	No
94	GOM_NL__2PRFIN20070404_074553_000000442057_00021_26628_6718.N1	04-APR-2007 07:45:53	Straylight	43.500	78	Alp Lup	2.3040	28000.	87	26628	No
95	GOM_NL__2PRFIN20070404_074836_000000412057_00021_26628_6719.N1	04-APR-2007 07:48:36	Straylight	40.500	64	Gam Cen	2.2000	10600.	81	26628	No
96	GOM_NL__2PRFIN20070404_075113_000000442057_00021_26628_6720.N1	04-APR-2007 07:51:13	Straylight	44.000	123	lot Cen	2.7500	10200.	88	26628	No
97	GOM_NL__2PRFIN20070404_075557_000000422057_00021_26628_6721.N1	04-APR-2007 07:55:57	Twi_and_stray	41.500	106	9Bet Crv	2.6480	5600.0	83	26628	No
98	GOM_NL__2PRFIN20070404_075753_000000412057_00021_26628_6722.N1	04-APR-2007 07:57:53	Twi_and_stray	40.500	100	4Gam Crv	2.5800	13100.	81	26628	No
99	GOM_NL__2PRFIN20070404_080726_000000392057_00021_26628_6723.N1	04-APR-2007 08:07:26	Bright	38.500	62	94Bet Leo	2.1360	9700.0	77	26628	No
100	GOM_NL__2PRFIN20070404_080906_000000372057_00021_26628_6724.N1	04-APR-2007 08:09:06	Bright	36.500	96	68Del Leo	2.5600	9300.0	73	26628	No
101	GOM_NL__2PRFIN20070404_081553_000000372057_00021_26628_6725.N1	04-APR-2007 08:15:53	Bright	37.000	174	52Psi UMa	3.0040	4400.0	74	26628	No

102	GOM_NL__2PRFIN20070404_081848_000000382057_00021_26628_6726.N1	04-APR-2007 08:18:48	Bright	37.500	87	64Gam UMa	2.4330	11000.	75	26628	No
103	GOM_NL__2PRFIN20070404_082045_000000372057_00021_26628_6727.N1	04-APR-2007 08:20:45	Bright	37.000	36	50Alp UMa	1.8000	6300.0	74	26628	No
104	GOM_NL__2PRFIN20070404_082653_000000382057_00021_26628_6728.N1	04-APR-2007 08:26:53	Bright	37.500	60	7Bet UMi	2.0810	3950.0	75	26628	No
105	GOM_NL__2PRFIN20070404_082849_000000332057_00021_26628_6729.N1	04-APR-2007 08:28:49	Bright	33.000	49	1Alp UMi	1.9900	6300.0	66	26628	No
106	GOM_NL__2PRFIN20070404_083628_000000512057_00021_26628_6730.N1	04-APR-2007 08:36:28	Bright	51.000	89	5Alp Cep	2.4510	8000.0	102	26628	No
107	GOM_NL__2PRFIN20070404_085208_000000432057_00021_26628_6731.N1	04-APR-2007 08:52:08	Twilight	43.000	61	8Eps Peg	2.1000	3900.0	86	26628	No
108	GOM_NL__2PRFIN20070404_085437_000000412057_00021_26628_6732.N1	04-APR-2007 08:54:37	Twilight	41.000	162	34Alp Aqr	2.9440	5350.0	82	26628	No
109	GOM_NL__2PRFIN20070404_085647_000000452057_00021_26628_6733.N1	04-APR-2007 08:56:47	Dark	44.500	154	22Bet Aqr	2.8990	5700.0	89	26628	No
110	GOM_NL__2PRFIN20070404_085919_000000402057_00021_26628_6734.N1	04-APR-2007 08:59:19	Dark	40.000	142	49Del Cap	2.8500	8900.0	80	26628	No
111	GOM_NL__2PRFIN20070404_091136_000000392057_00021_26628_6735.N1	04-APR-2007 09:11:36	Dark	39.000	45	Alp Pav	1.9400	26000.	78	26628	No
112	GOM_NL__2PRFIN20070404_091908_000000432057_00022_26629_6726.N1	04-APR-2007 09:19:08	Dark	42.500	43	Alp TrA	1.9100	4250.0	85	26629	No
113	GOM_NL__2PRFIN20070404_092102_000000402057_00022_26629_6727.N1	04-APR-2007 09:21:02	Dark	39.500	134	Bet TrA	2.8100	6600.0	79	26629	No
114	GOM_NL__2PRFIN20070404_092339_000000432057_00022_26629_6728.N1	04-APR-2007 09:23:39	Straylight	43.000	4	Alp1Cen	-0.010000	5800.0	86	26629	No
115	GOM_NL__2PRFIN20070404_092630_000000452057_00022_26629_6729.N1	04-APR-2007 09:26:30	Straylight	44.500	78	Alp Lup	2.3040	28000.	89	26629	No
116	GOM_NL__2PRFIN20070404_092912_000000402057_00022_26629_6730.N1	04-APR-2007 09:29:12	Straylight	40.000	64	Gam Cen	2.2000	10600.	80	26629	No
117	GOM_NL__2PRFIN20070404_093149_000000442057_00022_26629_6731.N1	04-APR-2007 09:31:49	Straylight	44.000	123	lot Cen	2.7500	10200.	88	26629	No
118	GOM_NL__2PRFIN20070404_093633_000000462057_00022_26629_6732.N1	04-APR-2007 09:36:33	Twilight	45.500	106	9Bet Crv	2.6480	5600.0	91	26629	No
119	GOM_NL__2PRFIN20070404_093828_000000412057_00022_26629_6733.N1	04-APR-2007 09:38:28	Twilight	40.500	100	4Gam Crv	2.5800	13100.	81	26629	No
120	GOM_NL__2PRFIN20070404_094802_000000382057_00022_26629_6734.N1	04-APR-2007 09:48:02	Bright	37.500	62	94Bet Leo	2.1360	9700.0	75	26629	No
121	GOM_NL__2PRFIN20070404_094942_000000362057_00022_26629_6735.N1	04-APR-2007 09:49:42	Bright	36.000	96	68Del Leo	2.5600	9300.0	72	26629	No
122	GOM_NL__2PRFIN20070404_095629_000000372057_00022_26629_6736.N1	04-APR-2007 09:56:29	Bright	36.500	174	52Psi UMa	3.0040	4400.0	73	26629	No
123	GOM_NL__2PRFIN20070404_095924_000000372057_00022_26629_6737.N1	04-APR-2007 09:59:24	Bright	37.000	87	64Gam UMa	2.4330	11000.	74	26629	No
124	GOM_NL__2PRFIN20070404_100120_000000362057_00022_26629_6738.N1	04-APR-2007 10:01:20	Bright	36.000	36	50Alp UMa	1.8000	6300.0	72	26629	No
125	GOM_NL__2PRFIN20070404_100728_000000402057_00022_26629_6739.N1	04-APR-2007 10:07:28	Bright	40.000	60	7Bet UMi	2.0810	3950.0	80	26629	No
126	GOM_NL__2PRFIN20070404_100925_000000342057_00022_26629_6740.N1	04-APR-2007 10:09:25	Bright	33.500	49	1Alp UMi	1.9900	6300.0	67	26629	No
127	GOM_NL__2PRFIN20070404_101703_000000372057_00022_26629_6741.N1	04-APR-2007 10:17:03	Bright	37.000	89	5Alp Cep	2.4510	8000.0	74	26629	No
128	GOM_NL__2PRFIN20070404_103244_000000432057_00022_26629_6742.N1	04-APR-2007 10:32:44	Twilight	42.500	61	8Eps Peg	2.1000	3900.0	85	26629	No
129	GOM_NL__2PRFIN20070404_103513_000000442057_00022_26629_6743.N1	04-APR-2007 10:35:13	Twilight	43.500	162	34Alp Aqr	2.9440	5350.0	87	26629	No
130	GOM_NL__2PRFIN20070404_103723_000000422057_00022_26629_6744.N1	04-APR-2007 10:37:23	Dark	42.000	154	22Bet Aqr	2.8990	5700.0	84	26629	No
131	GOM_NL__2PRFIN20070404_103955_000000402057_00022_26629_6745.N1	04-APR-2007 10:39:55	Dark	39.500	142	49Del Cap	2.8500	8900.0	79	26629	No
132	GOM_NL__2PRFIN20070404_105213_000000412057_00022_26629_6746.N1	04-APR-2007 10:52:13	Dark	41.000	45	Alp Pav	1.9400	26000.	82	26629	No
133	GOM_NL__2PRFIN20070404_105944_000000432057_00023_26630_6743.N1	04-APR-2007 10:59:44	Dark	43.000	43	Alp TrA	1.9100	4250.0	86	26630	No
134	GOM_NL__2PRFIN20070404_110139_000000402057_00023_26630_6744.N1	04-APR-2007 11:01:39	Dark	39.500	134	Bet TrA	2.8100	6600.0	79	26630	No
135	GOM_NL__2PRFIN20070404_110415_000000542057_00023_26630_6745.N1	04-APR-2007 11:04:15	Straylight	54.000	4	Alp1Cen	-0.010000	5800.0	108	26630	No
136	GOM_NL__2PRFIN20070404_110706_000000462057_00023_26630_6746.N1	04-APR-2007 11:07:06	Straylight	45.500	78	Alp Lup	2.3040	28000.	91	26630	No
137	GOM_NL__2PRFIN20070404_110948_000000382057_00023_26630_6747.N1	04-APR-2007 11:09:48	Straylight	38.000	64	Gam Cen	2.2000	10600.	76	26630	No
138	GOM_NL__2PRFIN20070404_111225_000000412057_00023_26630_6748.N1	04-APR-2007 11:12:25	Straylight	41.000	123	lot Cen	2.7500	10200.	82	26630	No
139	GOM_NL__2PRFIN20070404_111709_000000422057_00023_26630_6749.N1	04-APR-2007 11:17:09	Twilight	42.000	106	9Bet Crv	2.6480	5600.0	84	26630	No
140	GOM_NL__2PRFIN20070404_111904_000000412057_00023_26630_6750.N1	04-APR-2007 11:19:04	Twilight	40.500	100	4Gam Crv	2.5800	13100.	81	26630	No
141	GOM_NL__2PRFIN20070404_112837_000000382057_00023_26630_6751.N1	04-APR-2007 11:28:37	Bright	37.500	62	94Bet Leo	2.1360	9700.0	75	26630	No
142	GOM_NL__2PRFIN20070404_113018_000000362057_00023_26630_6752.N1	04-APR-2007 11:30:18	Bright	36.000	96	68Del Leo	2.5600	9300.0	72	26630	No
143	GOM_NL__2PRFIN20070404_113705_000000372057_00023_26630_6753.N1	04-APR-2007 11:37:05	Bright	37.000	174	52Psi UMa	3.0040	4400.0	74	26630	No
144	GOM_NL__2PRFIN20070404_113959_000000382057_00023_26630_6754.N1	04-APR-2007 11:39:59	Bright	38.000	87	64Gam UMa	2.4330	11000.	76	26630	No
145	GOM_NL__2PRFIN20070404_114156_000000382057_00023_26630_6755.N1	04-APR-2007 11:41:56	Bright	38.000	36	50Alp UMa	1.8000	6300.0	76	26630	No
146	GOM_NL__2PRFIN20070404_114804_000000392057_00023_26630_6756.N1	04-APR-2007 11:48:04	Bright	38.500	60	7Bet UMi	2.0810	3950.0	77	26630	No
147	GOM_NL__2PRFIN20070404_115001_000000362057_00023_26630_6757.N1	04-APR-2007 11:50:01	Bright	36.000	49	1Alp UMi	1.9900	6300.0	72	26630	No
148	GOM_NL__2PRFIN20070404_115739_000000372057_00023_26630_6758.N1	04-APR-2007 11:57:39	Bright	36.500	89	5Alp Cep	2.4510	8000.0	73	26630	No
149	GOM_NL__2PRFIN20070404_121320_000000462057_00023_26630_6759.N1	04-APR-2007 12:13:20	Twilight	45.500	61	8Eps Peg	2.1000	3900.0	91	26630	No
150	GOM_NL__2PRFIN20070404_121549_000000422057_00023_26630_6760.N1	04-APR-2007 12:15:49	Twilight	42.000	162	34Alp Aqr	2.9440	5350.0	84	26630	No
151	GOM_NL__2PRFIN20070404_121800_000000442057_00023_26630_6761.N1	04-APR-2007 12:18:00	Dark	43.500	154	22Bet Aqr	2.8990	5700.0	87	26630	No
152	GOM_NL__2PRFIN20070404_122032_000000442057_00023_26630_6762.N1	04-APR-2007 12:20:32	Dark	43.500	142	49Del Cap	2.8500	8900.0	87	26630	No
153	GOM_NL__2PRFIN20070404_123249_000000392057_00023_26630_6763.N1	04-APR-2007 12:32:49	Dark	38.500	45	Alp Pav	1.9400	26000.	77	26630	No
154	GOM_NL__2PRFIN20070404_124021_000000402057_00024_26631_6752.N1	04-APR-2007 12:40:21	Dark	40.000	43	Alp TrA	1.9100	4250.0	80	26631	No
155	GOM_NL__2PRFIN20070404_124215_000000392057_00024_26631_6753.N1	04-APR-2007 12:42:15	Dark	38.500	134	Bet TrA	2.8100	6600.0	77	26631	No
156	GOM_NL__2PRFIN20070404_124451_000000542057_00024_26631_6754.N1	04-APR-2007 12:44:51	Straylight	53.500	4	Alp1Cen	-0.010000	5800.0	107	26631	No
157	GOM_NL__2PRFIN20070404_124743_000000452057_00024_26631_6755.N1	04-APR-2007 12:47:43	Straylight	44.500	78	Alp Lup	2.3040	28000.	89	26631	No
158	GOM_NL__2PRFIN20070404_125024_000000392057_00024_26631_6756.N1	04-APR-2007 12:50:24	Straylight	38.500	64	Gam Cen	2.2000	10600.	77	26631	No
159	GOM_NL__2PRFIN20070404_125301_000000412057_00024_26631_6757.N1	04-APR-2007 12:53:01	Straylight	40.500	123	lot Cen	2.7500	10200.	81	26631	No
160	GOM_NL__2PRFIN20070404_125745_000000442057_00024_26631_6758.N1	04-APR-2007 12:57:45	Twilight	44.000	106	9Bet Crv	2.6480	5600.0	88	26631	No

161	GOM_NL__2PRFIN20070404_125941_000000412057_00024_26631_6759.N1	04-APR-2007 12:59:41	Twilight	41.000	100	4Gam Crv	2.5800	13100.	82	26631	No
162	GOM_NL__2PRFIN20070404_130913_000000382057_00024_26631_6760.N1	04-APR-2007 13:09:13	Bright	37.500	62	94Bet Leo	2.1360	9700.0	75	26631	No
163	GOM_NL__2PRFIN20070404_131054_000000342057_00024_26631_6761.N1	04-APR-2007 13:10:54	Bright	33.500	96	68Del Leo	2.5600	9300.0	67	26631	No
164	GOM_NL__2PRFIN20070404_131740_000000372057_00024_26631_6762.N1	04-APR-2007 13:17:40	Bright	36.500	174	52Psi UMa	3.0040	4400.0	73	26631	No
165	GOM_NL__2PRFIN20070404_132035_000000382057_00024_26631_6763.N1	04-APR-2007 13:20:35	Bright	37.500	87	64Gam UMa	2.4330	11000.	75	26631	No
166	GOM_NL__2PRFIN20070404_132232_000000362057_00024_26631_6764.N1	04-APR-2007 13:22:32	Bright	36.000	36	50Alp UMa	1.8000	6300.0	72	26631	No
167	GOM_NL__2PRFIN20070404_132839_000000382057_00024_26631_6765.N1	04-APR-2007 13:28:39	Bright	37.500	60	7Bet UMi	2.0810	3950.0	75	26631	No
168	GOM_NL__2PRFIN20070404_133037_000000362057_00024_26631_6766.N1	04-APR-2007 13:30:37	Bright	35.500	49	1Alp UMi	1.9900	6300.0	71	26631	No
169	GOM_NL__2PRFIN20070404_133815_000000372057_00024_26631_6767.N1	04-APR-2007 13:38:15	Bright	36.500	89	5Alp Cep	2.4510	8000.0	73	26631	No
170	GOM_NL__2PRFIN20070404_135356_000000462057_00024_26631_6768.N1	04-APR-2007 13:53:56	Twilight	45.500	61	8Eps Peg	2.1000	3900.0	91	26631	No
171	GOM_NL__2PRFIN20070404_135626_000000432057_00024_26631_6769.N1	04-APR-2007 13:56:26	Twilight	43.000	162	34Alp Aqr	2.9440	5350.0	86	26631	No
172	GOM_NL__2PRFIN20070404_135836_000000452057_00024_26631_6770.N1	04-APR-2007 13:58:36	Dark	44.500	154	22Bet Aqr	2.8990	5700.0	89	26631	No
173	GOM_NL__2PRFIN20070404_140108_000000432057_00024_26631_6771.N1	04-APR-2007 14:01:08	Dark	42.500	142	49Del Cap	2.8500	8900.0	85	26631	No
174	GOM_NL__2PRFIN20070404_141325_000000382057_00024_26631_6772.N1	04-APR-2007 14:13:25	Dark	38.000	45	Alp Pav	1.9400	26000.	76	26631	No
175	GOM_NL__2PRFIN20070404_142057_000000432057_00025_26632_6760.N1	04-APR-2007 14:20:57	Dark	43.000	43	Alp TrA	1.9100	4250.0	86	26632	No
176	GOM_NL__2PRFIN20070404_142252_000000392057_00025_26632_6761.N1	04-APR-2007 14:22:52	Dark	38.500	134	Bet TrA	2.8100	6600.0	77	26632	No
177	GOM_NL__2PRFIN20070404_142527_000000512057_00025_26632_6762.N1	04-APR-2007 14:25:27	Straylight	51.000	4	Alp1Cen	-0.010000	5800.0	102	26632	No
178	GOM_NL__2PRFIN20070404_142819_000000432057_00025_26632_6763.N1	04-APR-2007 14:28:19	Straylight	42.500	78	Alp Lup	2.3040	28000.	85	26632	No
179	GOM_NL__2PRFIN20070404_143101_000000402057_00025_26632_6764.N1	04-APR-2007 14:31:01	Straylight	40.000	64	Gam Cen	2.2000	10600.	80	26632	No
180	GOM_NL__2PRFIN20070404_143338_000000422057_00025_26632_6765.N1	04-APR-2007 14:33:38	Straylight	42.000	123	lot Cen	2.7500	10200.	84	26632	No
181	GOM_NL__2PRFIN20070404_143821_000000442057_00025_26632_6766.N1	04-APR-2007 14:38:21	Twilight	44.000	106	9Bet Crv	2.6480	5600.0	88	26632	No
182	GOM_NL__2PRFIN20070404_144016_000000412057_00025_26632_6767.N1	04-APR-2007 14:40:16	Twilight	41.000	100	4Gam Crv	2.5800	13100.	82	26632	No
183	GOM_NL__2PRFIN20070404_144949_000000382057_00025_26632_6768.N1	04-APR-2007 14:49:49	Bright	37.500	62	94Bet Leo	2.1360	9700.0	75	26632	No
184	GOM_NL__2PRFIN20070404_145130_000000362057_00025_26632_6769.N1	04-APR-2007 14:51:30	Bright	35.500	96	68Del Leo	2.5600	9300.0	71	26632	No
185	GOM_NL__2PRFIN20070404_145816_000000342057_00025_26632_6770.N1	04-APR-2007 14:58:16	Bright	34.000	174	52Psi UMa	3.0040	4400.0	68	26632	No
186	GOM_NL__2PRFIN20070404_150111_000000382057_00025_26632_6771.N1	04-APR-2007 15:01:11	Bright	37.500	87	64Gam UMa	2.4330	11000.	75	26632	No
187	GOM_NL__2PRFIN20070404_150308_000000372057_00025_26632_6772.N1	04-APR-2007 15:03:08	Bright	37.000	36	50Alp UMa	1.8000	6300.0	74	26632	No
188	GOM_NL__2PRFIN20070404_150915_000000382057_00025_26632_6773.N1	04-APR-2007 15:09:15	Bright	38.000	60	7Bet UMi	2.0810	3950.0	76	26632	No
189	GOM_NL__2PRFIN20070404_151113_000000372057_00025_26632_6774.N1	04-APR-2007 15:11:13	Bright	37.000	49	1Alp UMi	1.9900	6300.0	74	26632	No
190	GOM_NL__2PRFIN20070404_151851_000000372057_00025_26632_6775.N1	04-APR-2007 15:18:51	Bright	37.000	89	5Alp Cep	2.4510	8000.0	74	26632	No
191	GOM_NL__2PRFIN20070404_153432_000000482057_00025_26632_6776.N1	04-APR-2007 15:34:32	Twilight	48.000	61	8Eps Peg	2.1000	3900.0	96	26632	No
192	GOM_NL__2PRFIN20070404_153702_000000442057_00025_26632_6777.N1	04-APR-2007 15:37:02	Twilight	43.500	162	34Alp Aqr	2.9440	5350.0	87	26632	No
193	GOM_NL__2PRFIN20070404_153912_000000442057_00025_26632_6778.N1	04-APR-2007 15:39:12	Dark	43.500	154	22Bet Aqr	2.8990	5700.0	87	26632	No
194	GOM_NL__2PRFIN20070404_154144_000000422057_00025_26632_6779.N1	04-APR-2007 15:41:44	Dark	41.500	142	49Del Cap	2.8500	8900.0	83	26632	No
195	GOM_NL__2PRFIN20070404_155402_000000392057_00025_26632_6780.N1	04-APR-2007 15:54:02	Dark	38.500	45	Alp Pav	1.9400	26000.	77	26632	No
196	GOM_NL__2PRFIN20070404_160134_000000392057_00026_26633_6803.N1	04-APR-2007 16:01:34	Dark	39.000	43	Alp TrA	1.9100	4250.0	78	26633	No
197	GOM_NL__2PRFIN20070404_160329_000000402057_00026_26633_6804.N1	04-APR-2007 16:03:29	Dark	39.500	134	Bet TrA	2.8100	6600.0	79	26633	No
198	GOM_NL__2PRFIN20070404_160604_000000542057_00026_26633_6805.N1	04-APR-2007 16:06:04	Straylight	53.500	4	Alp1Cen	-0.010000	5800.0	107	26633	No
199	GOM_NL__2PRFIN20070404_160856_000000432057_00026_26633_6806.N1	04-APR-2007 16:08:56	Straylight	43.000	78	Alp Lup	2.3040	28000.	86	26633	No
200	GOM_NL__2PRFIN20070404_161137_000000392057_00026_26633_6807.N1	04-APR-2007 16:11:37	Straylight	38.500	64	Gam Cen	2.2000	10600.	77	26633	No
201	GOM_NL__2PRFIN20070404_161414_000000452057_00026_26633_6808.N1	04-APR-2007 16:14:14	Straylight	44.500	123	lot Cen	2.7500	10200.	89	26633	No
202	GOM_NL__2PRFIN20070404_161858_000000462057_00026_26633_6809.N1	04-APR-2007 16:18:58	Twilight	46.000	106	9Bet Crv	2.6480	5600.0	92	26633	No
203	GOM_NL__2PRFIN20070404_162053_000000402057_00026_26633_6810.N1	04-APR-2007 16:20:53	Twilight	40.000	100	4Gam Crv	2.5800	13100.	80	26633	No
204	GOM_NL__2PRFIN20070404_163025_000000382057_00026_26633_6811.N1	04-APR-2007 16:30:25	Bright	37.500	62	94Bet Leo	2.1360	9700.0	75	26633	No
205	GOM_NL__2PRFIN20070404_163206_000000362057_00026_26633_6812.N1	04-APR-2007 16:32:06	Bright	35.500	96	68Del Leo	2.5600	9300.0	71	26633	No
206	GOM_NL__2PRFIN20070404_163853_000000362057_00026_26633_6813.N1	04-APR-2007 16:38:53	Bright	35.500	174	52Psi UMa	3.0040	4400.0	71	26633	No
207	GOM_NL__2PRFIN20070404_164147_000000362057_00026_26633_6814.N1	04-APR-2007 16:41:47	Bright	36.000	87	64Gam UMa	2.4330	11000.	72	26633	No
208	GOM_NL__2PRFIN20070404_164344_000000372057_00026_26633_6815.N1	04-APR-2007 16:43:44	Bright	36.500	36	50Alp UMa	1.8000	6300.0	73	26633	No
209	GOM_NL__2PRFIN20070404_164951_000000392057_00026_26633_6816.N1	04-APR-2007 16:49:51	Bright	38.500	60	7Bet UMi	2.0810	3950.0	77	26633	No
210	GOM_NL__2PRFIN20070404_165149_000000342057_00026_26633_6817.N1	04-APR-2007 16:51:49	Bright	34.000	49	1Alp UMi	1.9900	6300.0	68	26633	No
211	GOM_NL__2PRFIN20070404_165928_000000362057_00026_26633_6818.N1	04-APR-2007 16:59:28	Bright	35.500	89	5Alp Cep	2.4510	8000.0	71	26633	No
212	GOM_NL__2PRFIN20070404_171509_000000462057_00026_26633_6819.N1	04-APR-2007 17:15:09	Twilight	45.500	61	8Eps Peg	2.1000	3900.0	91	26633	No
213	GOM_NL__2PRFIN20070404_171738_000000422057_00026_26633_6820.N1	04-APR-2007 17:17:38	Twilight	42.000	162	34Alp Aqr	2.9440	5350.0	84	26633	No
214	GOM_NL__2PRFIN20070404_171949_000000432057_00026_26633_6821.N1	04-APR-2007 17:19:49	Dark	42.500	154	22Bet Aqr	2.8990	5700.0	85	26633	No
215	GOM_NL__2PRFIN20070404_172221_000000422057_00026_26633_6822.N1	04-APR-2007 17:22:21	Dark	41.500	142	49Del Cap	2.8500	8900.0	83	26633	No
216	GOM_NL__2PRFIN20070404_173439_000000382057_00026_26633_6823.N1	04-APR-2007 17:34:39	Dark	37.500	45	Alp Pav	1.9400	26000.	75	26633	No
217	GOM_NL__2PRFIN20070404_174210_000000392057_00027_26634_6838.N1	04-APR-2007 17:42:10	Dark	38.500	43	Alp TrA	1.9100	4250.0	77	26634	No
218	GOM_NL__2PRFIN20070404_174405_000000392057_00027_26634_6839.N1	04-APR-2007 17:44:05	Dark	38.500	134	Bet TrA	2.8100	6600.0	77	26634	No
219	GOM_NL__2PRFIN20070404_174641_000000532057_00027_26634_6840.N1	04-APR-2007 17:46:41	Straylight	52.500	4	Alp1Cen	-0.010000	5800.0	105	26634	No

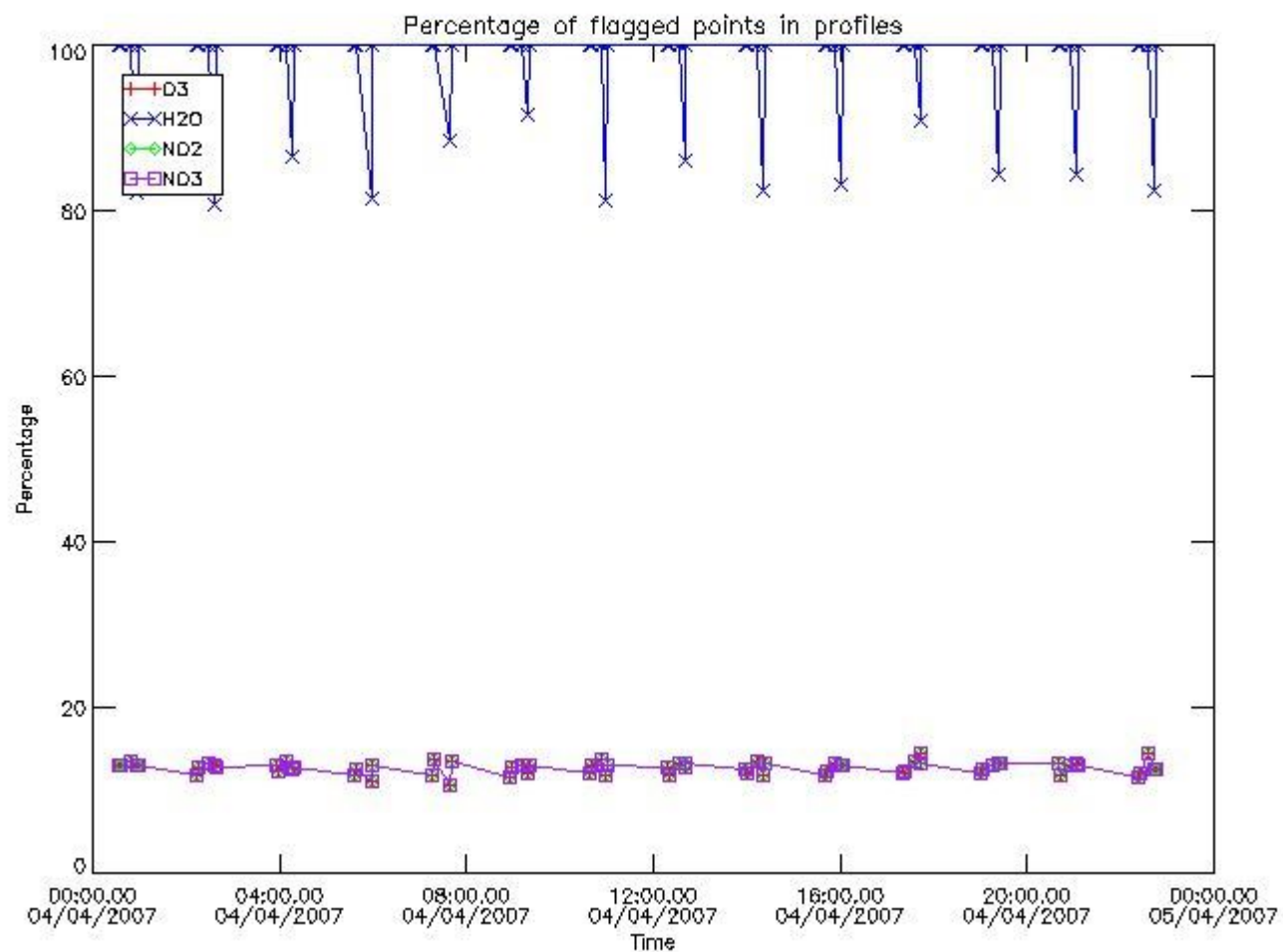
220	GOM_NL__2PRFIN20070404_174933_000000442057_00027_26634_6841.N1	04-APR-2007 17:49:33	Straylight	44.000	78	Alp Lup	2.3040	28000.	88	26634	No
221	GOM_NL__2PRFIN20070404_175214_000000392057_00027_26634_6842.N1	04-APR-2007 17:52:14	Straylight	38.500	64	Gam Cen	2.2000	10600.	77	26634	No
222	GOM_NL__2PRFIN20070404_175451_000000412057_00027_26634_6843.N1	04-APR-2007 17:54:51	Straylight	41.000	123	lot Cen	2.7500	10200.	82	26634	No
223	GOM_NL__2PRFIN20070404_175934_000000442057_00027_26634_6844.N1	04-APR-2007 17:59:34	Tw_i_and_stray	43.500	106	9Bet Crv	2.6480	5600.0	87	26634	No
224	GOM_NL__2PRFIN20070404_180129_000000432057_00027_26634_6845.N1	04-APR-2007 18:01:29	Tw_i_and_stray	42.500	100	4Gam Crv	2.5800	13100.	85	26634	No
225	GOM_NL__2PRFIN20070404_181101_000000372057_00027_26634_6846.N1	04-APR-2007 18:11:01	Bright	37.000	62	94Bet Leo	2.1360	9700.0	74	26634	No
226	GOM_NL__2PRFIN20070404_181243_000000362057_00027_26634_6847.N1	04-APR-2007 18:12:43	Bright	35.500	96	68Del Leo	2.5600	9300.0	71	26634	No
227	GOM_NL__2PRFIN20070404_181929_000000482057_00027_26634_6848.N1	04-APR-2007 18:19:29	Bright	47.500	174	52Psi UMa	3.0040	4400.0	95	26634	No
228	GOM_NL__2PRFIN20070404_182223_000000352057_00027_26634_6849.N1	04-APR-2007 18:22:23	Bright	35.000	87	64Gam UMa	2.4330	11000.	70	26634	No
229	GOM_NL__2PRFIN20070404_182420_000000342057_00027_26634_6850.N1	04-APR-2007 18:24:20	Bright	34.000	36	50Alp UMa	1.8000	6300.0	68	26634	No
230	GOM_NL__2PRFIN20070404_183027_000000412057_00027_26634_6851.N1	04-APR-2007 18:30:27	Bright	40.500	60	7Bet UMi	2.0810	3950.0	81	26634	No
231	GOM_NL__2PRFIN20070404_183225_000000372057_00027_26634_6852.N1	04-APR-2007 18:32:25	Bright	36.500	49	1Alp UMi	1.9900	6300.0	73	26634	No
232	GOM_NL__2PRFIN20070404_184004_000000362057_00027_26634_6853.N1	04-APR-2007 18:40:04	Bright	35.500	89	5Alp Cep	2.4510	8000.0	71	26634	No
233	GOM_NL__2PRFIN20070404_185545_000000482057_00027_26634_6854.N1	04-APR-2007 18:55:45	Tw_i_and_stray	47.500	61	8Eps Peg	2.1000	3900.0	95	26634	No
234	GOM_NL__2PRFIN20070404_185815_000000422057_00027_26634_6855.N1	04-APR-2007 18:58:15	Twilight	41.500	162	34Alp Aqr	2.9440	5350.0	83	26634	No
235	GOM_NL__2PRFIN20070404_190026_000000422057_00027_26634_6856.N1	04-APR-2007 19:00:26	Dark	42.000	154	22Bet Aqr	2.8990	5700.0	84	26634	No
236	GOM_NL__2PRFIN20070404_190258_000000412057_00027_26634_6857.N1	04-APR-2007 19:02:58	Dark	40.500	142	49Del Cap	2.8500	8900.0	81	26634	No
237	GOM_NL__2PRFIN20070404_191515_000000392057_00027_26634_6858.N1	04-APR-2007 19:15:15	Dark	39.000	45	Alp Pav	1.9400	26000.	78	26634	No
238	GOM_NL__2PRFIN20070404_192247_000000392057_00028_26635_6845.N1	04-APR-2007 19:22:47	Dark	38.500	43	Alp TrA	1.9100	4250.0	77	26635	No
239	GOM_NL__2PRFIN20070404_192441_000000392057_00028_26635_6846.N1	04-APR-2007 19:24:41	Dark	38.500	134	Bet TrA	2.8100	6600.0	77	26635	No
240	GOM_NL__2PRFIN20070404_192717_000000452057_00028_26635_6847.N1	04-APR-2007 19:27:17	Straylight	45.000	4	Alp1Cen	-0.010000	5800.0	90	26635	No
241	GOM_NL__2PRFIN20070404_193009_000000442057_00028_26635_6848.N1	04-APR-2007 19:30:09	Straylight	44.000	78	Alp Lup	2.3040	28000.	88	26635	No
242	GOM_NL__2PRFIN20070404_193250_000000402057_00028_26635_6849.N1	04-APR-2007 19:32:50	Straylight	40.000	64	Gam Cen	2.2000	10600.	80	26635	No
243	GOM_NL__2PRFIN20070404_193527_000000432057_00028_26635_6850.N1	04-APR-2007 19:35:27	Straylight	43.000	123	lot Cen	2.7500	10200.	86	26635	No
244	GOM_NL__2PRFIN20070404_194010_000000452057_00028_26635_6851.N1	04-APR-2007 19:40:10	Tw_i_and_stray	44.500	106	9Bet Crv	2.6480	5600.0	89	26635	No
245	GOM_NL__2PRFIN20070404_194205_000000422057_00028_26635_6852.N1	04-APR-2007 19:42:05	Tw_i_and_stray	42.000	100	4Gam Crv	2.5800	13100.	84	26635	No
246	GOM_NL__2PRFIN20070404_195137_000000382057_00028_26635_6853.N1	04-APR-2007 19:51:37	Bright	37.500	62	94Bet Leo	2.1360	9700.0	75	26635	No
247	GOM_NL__2PRFIN20070404_195318_000000362057_00028_26635_6854.N1	04-APR-2007 19:53:18	Bright	36.000	96	68Del Leo	2.5600	9300.0	72	26635	No
248	GOM_NL__2PRFIN20070404_200005_000000372057_00028_26635_6855.N1	04-APR-2007 20:00:05	Bright	37.000	174	52Psi UMa	3.0040	4400.0	74	26635	No
249	GOM_NL__2PRFIN20070404_200258_000000362057_00028_26635_6856.N1	04-APR-2007 20:02:58	Bright	35.500	87	64Gam UMa	2.4330	11000.	71	26635	No
250	GOM_NL__2PRFIN20070404_200456_000000372057_00028_26635_6857.N1	04-APR-2007 20:04:56	Bright	36.500	36	50Alp UMa	1.8000	6300.0	73	26635	No
251	GOM_NL__2PRFIN20070404_201102_000000362057_00028_26635_6858.N1	04-APR-2007 20:11:02	Bright	36.000	60	7Bet UMi	2.0810	3950.0	72	26635	No
252	GOM_NL__2PRFIN20070404_201301_000000372057_00028_26635_6859.N1	04-APR-2007 20:13:01	Bright	36.500	49	1Alp UMi	1.9900	6300.0	73	26635	No
253	GOM_NL__2PRFIN20070404_202039_000000372057_00028_26635_6860.N1	04-APR-2007 20:20:39	Bright	37.000	89	5Alp Cep	2.4510	8000.0	74	26635	No
254	GOM_NL__2PRFIN20070404_203622_000000442057_00028_26635_6861.N1	04-APR-2007 20:36:22	Tw_i_and_stray	43.500	61	8Eps Peg	2.1000	3900.0	87	26635	No
255	GOM_NL__2PRFIN20070404_203851_000000412057_00028_26635_6862.N1	04-APR-2007 20:38:51	Twilight	40.500	162	34Alp Aqr	2.9440	5350.0	81	26635	No
256	GOM_NL__2PRFIN20070404_204102_000000422057_00028_26635_6863.N1	04-APR-2007 20:41:02	Dark	42.000	154	22Bet Aqr	2.8990	5700.0	84	26635	No
257	GOM_NL__2PRFIN20070404_204334_000000432057_00028_26635_6864.N1	04-APR-2007 20:43:34	Dark	43.000	142	49Del Cap	2.8500	8900.0	86	26635	No
258	GOM_NL__2PRFIN20070404_205551_000000392057_00028_26635_6865.N1	04-APR-2007 20:55:51	Dark	39.000	45	Alp Pav	1.9400	26000.	78	26635	No
259	GOM_NL__2PRFIN20070404_210323_000000392057_00029_26636_6863.N1	04-APR-2007 21:03:23	Dark	38.500	43	Alp TrA	1.9100	4250.0	77	26636	No
260	GOM_NL__2PRFIN20070404_210518_000000392057_00029_26636_6864.N1	04-APR-2007 21:05:18	Dark	39.000	134	Bet TrA	2.8100	6600.0	78	26636	No
261	GOM_NL__2PRFIN20070404_210753_000000522057_00029_26636_6865.N1	04-APR-2007 21:07:53	Straylight	52.000	4	Alp1Cen	-0.010000	5800.0	104	26636	No
262	GOM_NL__2PRFIN20070404_211046_000000442057_00029_26636_6866.N1	04-APR-2007 21:10:46	Straylight	43.500	78	Alp Lup	2.3040	28000.	87	26636	No
263	GOM_NL__2PRFIN20070404_211326_000000402057_00029_26636_6867.N1	04-APR-2007 21:13:26	Straylight	40.000	64	Gam Cen	2.2000	10600.	80	26636	No
264	GOM_NL__2PRFIN20070404_211603_000000422057_00029_26636_6868.N1	04-APR-2007 21:16:03	Straylight	41.500	123	lot Cen	2.7500	10200.	83	26636	No
265	GOM_NL__2PRFIN20070404_212046_000000442057_00029_26636_6869.N1	04-APR-2007 21:20:46	Tw_i_and_stray	44.000	106	9Bet Crv	2.6480	5600.0	88	26636	No
266	GOM_NL__2PRFIN20070404_212241_000000422057_00029_26636_6870.N1	04-APR-2007 21:22:41	Tw_i_and_stray	41.500	100	4Gam Crv	2.5800	13100.	83	26636	No
267	GOM_NL__2PRFIN20070404_213213_000000382057_00029_26636_6871.N1	04-APR-2007 21:32:13	Bright	37.500	62	94Bet Leo	2.1360	9700.0	75	26636	No
268	GOM_NL__2PRFIN20070404_213354_000000362057_00029_26636_6872.N1	04-APR-2007 21:33:54	Bright	35.500	96	68Del Leo	2.5600	9300.0	71	26636	No
269	GOM_NL__2PRFIN20070404_214040_000000362057_00029_26636_6873.N1	04-APR-2007 21:40:40	Bright	35.500	174	52Psi UMa	3.0040	4400.0	71	26636	No
270	GOM_NL__2PRFIN20070404_214334_000000372057_00029_26636_6874.N1	04-APR-2007 21:43:34	Bright	36.500	87	64Gam UMa	2.4330	11000.	73	26636	No
271	GOM_NL__2PRFIN20070404_214532_000000382057_00029_26636_6875.N1	04-APR-2007 21:45:32	Bright	37.500	36	50Alp UMa	1.8000	6300.0	75	26636	No
272	GOM_NL__2PRFIN20070404_215138_000000362057_00029_26636_6876.N1	04-APR-2007 21:51:38	Bright	36.000	60	7Bet UMi	2.0810	3950.0	72	26636	No
273	GOM_NL__2PRFIN20070404_215337_000000352057_00029_26636_6877.N1	04-APR-2007 21:53:37	Bright	34.500	49	1Alp UMi	1.9900	6300.0	69	26636	No
274	GOM_NL__2PRFIN20070404_220115_000000372057_00029_26636_6878.N1	04-APR-2007 22:01:15	Bright	37.000	89	5Alp Cep	2.4510	8000.0	74	26636	No
275	GOM_NL__2PRFIN20070404_221658_000000442057_00029_26636_6879.N1	04-APR-2007 22:16:58	Tw_i_and_stray	43.500	61	8Eps Peg	2.1000	3900.0	87	26636	No
276	GOM_NL__2PRFIN20070404_221927_000000412057_00029_26636_6880.N1	04-APR-2007 22:19:27	Twilight	41.000	162	34Alp Aqr	2.9440	5350.0	82	26636	No
277	GOM_NL__2PRFIN20070404_222138_000000452057_00029_26636_6881.N1	04-APR-2007 22:21:38	Dark	44.500	154	22Bet Aqr	2.8990	5700.0	89	26636	No
278	GOM_NL__2PRFIN20070404_222410_000000422057_00029_26636_6882.N1	04-APR-2007 22:24:10	Dark	42.000	142	49Del Cap	2.8500	8900.0	84	26636	No

279	GOM_NL__2PRFIN20070404_223627_000000392057_00029_26636_6883.N1	04-APR-2007 22:36:27	Dark	39.000	45	Alp Pav	1.9400	26000.	78	26636	No
280	GOM_NL__2PRFIN20070404_224359_000000412057_00030_26637_6877.N1	04-APR-2007 22:43:59	Dark	40.500	43	Alp TrA	1.9100	4250.0	81	26637	No
281	GOM_NL__2PRFIN20070404_224554_000000412057_00030_26637_6878.N1	04-APR-2007 22:45:54	Dark	40.500	134	Bet TrA	2.8100	6600.0	81	26637	No
282	GOM_NL__2PRFIN20070404_224830_000000452057_00030_26637_6879.N1	04-APR-2007 22:48:30	Straylight	44.500	4	Alp1Cen	-0.010000	5800.0	89	26637	No
283	GOM_NL__2PRFIN20070404_225122_000000432057_00030_26637_6880.N1	04-APR-2007 22:51:22	Straylight	43.000	78	Alp Lup	2.3040	28000.	86	26637	No
284	GOM_NL__2PRFIN20070404_225402_000000402057_00030_26637_6881.N1	04-APR-2007 22:54:02	Straylight	40.000	64	Gam Cen	2.2000	10600.	80	26637	No
285	GOM_NL__2PRFIN20070404_225640_000000432057_00030_26637_6882.N1	04-APR-2007 22:56:40	Straylight	42.500	123	lot Cen	2.7500	10200.	85	26637	No
286	GOM_NL__2PRFIN20070404_230122_000000422057_00030_26637_6883.N1	04-APR-2007 23:01:22	Twilight_stray	42.000	106	9Bet Crv	2.6480	5600.0	84	26637	No
287	GOM_NL__2PRFIN20070404_230317_000000402057_00030_26637_6884.N1	04-APR-2007 23:03:17	Twilight_stray	39.500	100	4Gam Crv	2.5800	13100.	79	26637	No
288	GOM_NL__2PRFIN20070404_231249_000000362057_00030_26637_6885.N1	04-APR-2007 23:12:49	Bright	36.000	62	94Bet Leo	2.1360	9700.0	72	26637	No
289	GOM_NL__2PRFIN20070404_231430_000000352057_00030_26637_6886.N1	04-APR-2007 23:14:30	Bright	35.000	96	68Del Leo	2.5600	9300.0	70	26637	No
290	GOM_NL__2PRFIN20070404_232116_000000362057_00030_26637_6887.N1	04-APR-2007 23:21:16	Bright	35.500	174	52Psi UMa	3.0040	4400.0	71	26637	No
291	GOM_NL__2PRFIN20070404_232410_000000362057_00030_26637_6888.N1	04-APR-2007 23:24:10	Bright	36.000	87	64Gam UMa	2.4330	11000.	72	26637	No
292	GOM_NL__2PRFIN20070404_232608_000000372057_00030_26637_6889.N1	04-APR-2007 23:26:08	Bright	37.000	36	50Alp UMa	1.8000	6300.0	74	26637	No
293	GOM_NL__2PRFIN20070404_233214_000000392057_00030_26637_6890.N1	04-APR-2007 23:32:14	Bright	38.500	60	7Bet UMi	2.0810	3950.0	77	26637	No
294	GOM_NL__2PRFIN20070404_233413_000000322057_00030_26637_6891.N1	04-APR-2007 23:34:13	Bright	31.500	49	1Alp UMi	1.9900	6300.0	63	26637	No
295	GOM_NL__2PRFIN20070404_234151_000000362057_00030_26637_6892.N1	04-APR-2007 23:41:51	Bright	36.000	89	5Alp Cep	2.4510	8000.0	72	26637	No
296	GOM_NL__2PRFIN20070404_235734_000000462057_00030_26637_6893.N1	04-APR-2007 23:57:34	Twilight_stray	45.500	61	8Eps Peg	2.1000	3900.0	91	26637	No

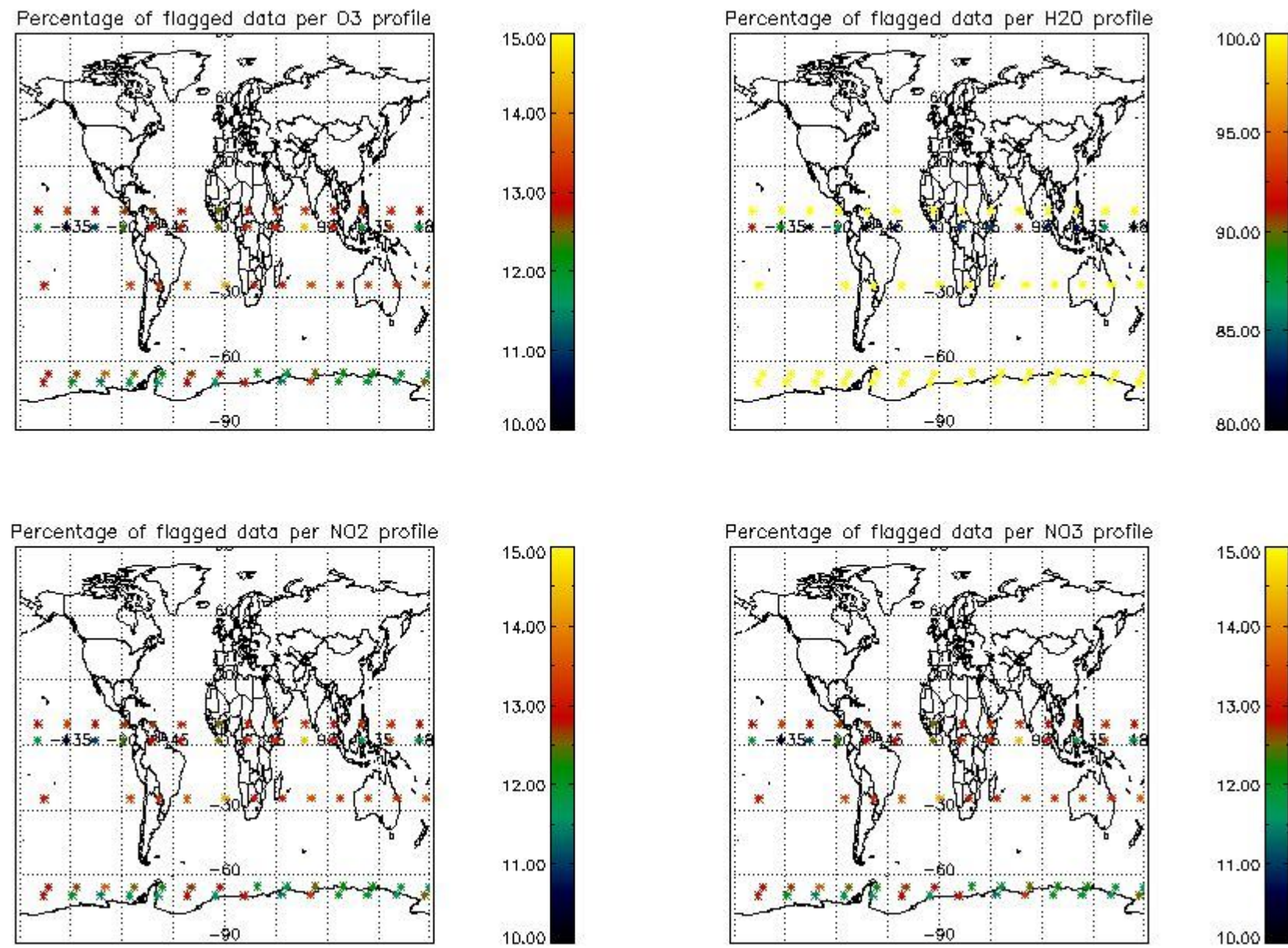
3. Quality information per product

In this section it is plotted some information contained in the Quality Summary data set of the level 2 products. Only products in dark limb conditions and without errors (error flag in the MPH set to "0") are used.

3.1 Plot quality information per product (time dependant)



3.2 Plot quality information per product (world map)

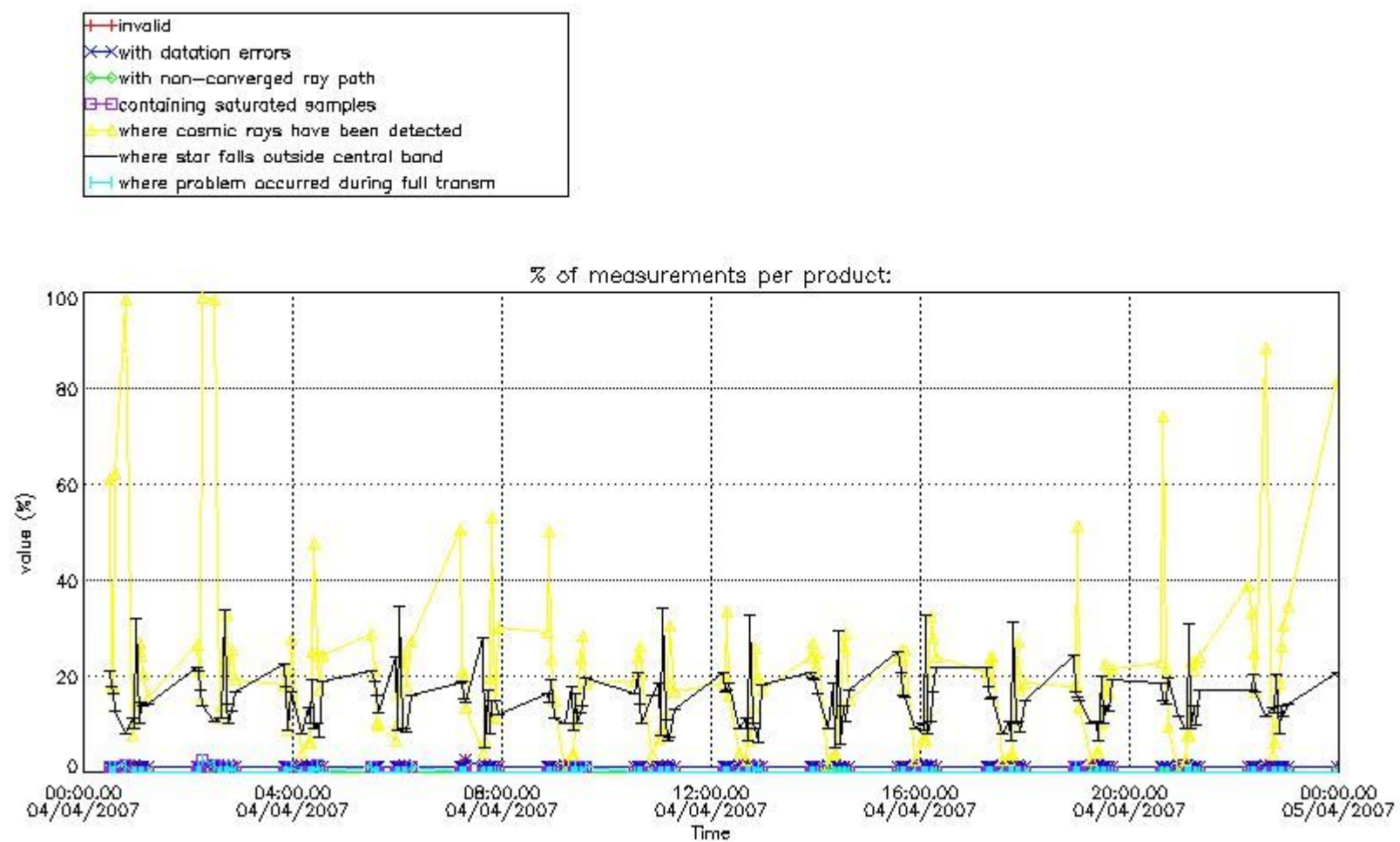


4. Level 1 quality information per product

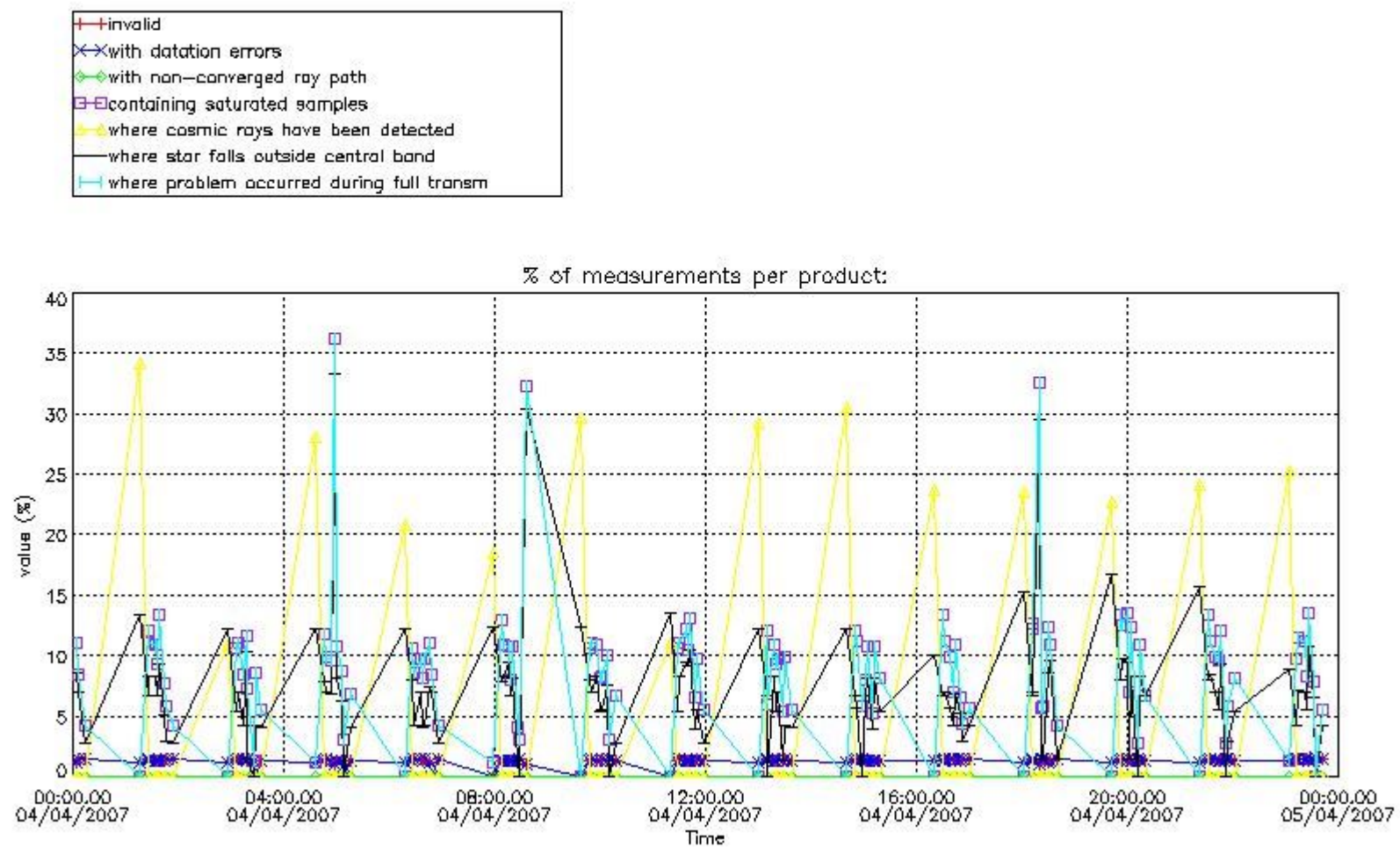
In this section it is plotted some information contained in the Quality Summary data set of the level 2 products that comes from the level 1b processing. Products without errors (error flag in the MPH set to "0") are used.

4.1 Plot quality information per product (time dependant) coming from level 1b processing

4.1.1 Plot level 1 quality information per product (time dependant): ENVISAT ASCENDING passes

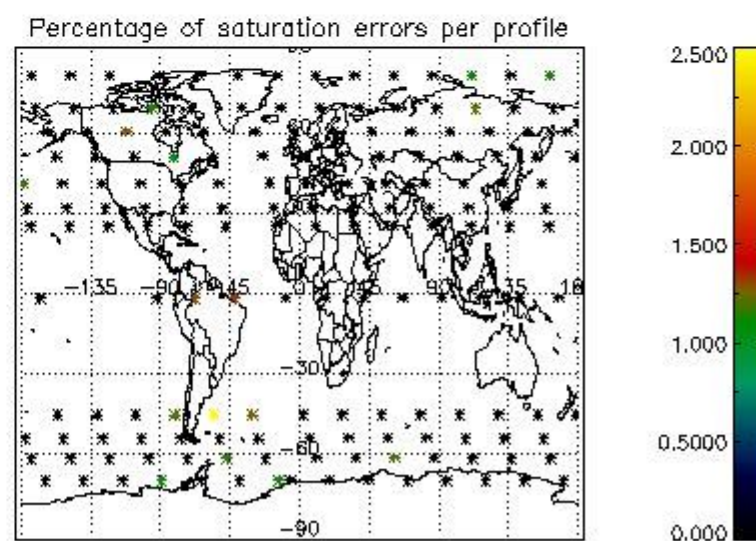
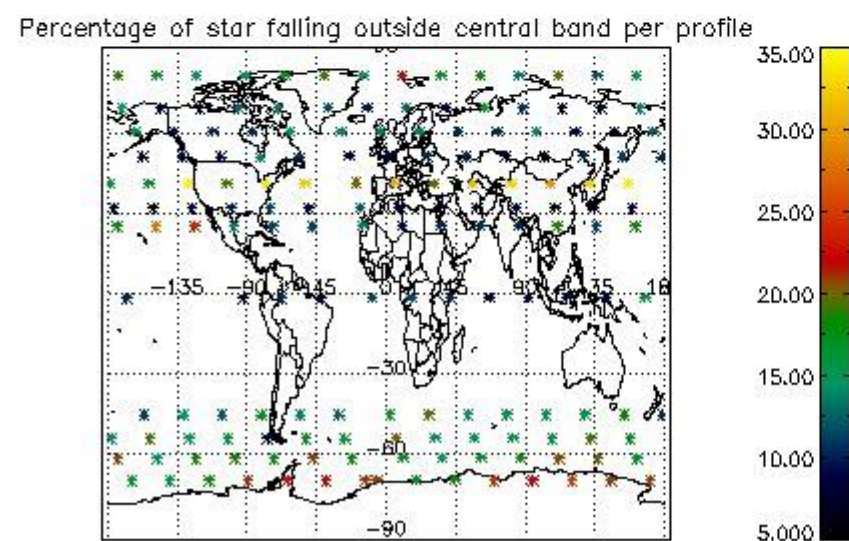
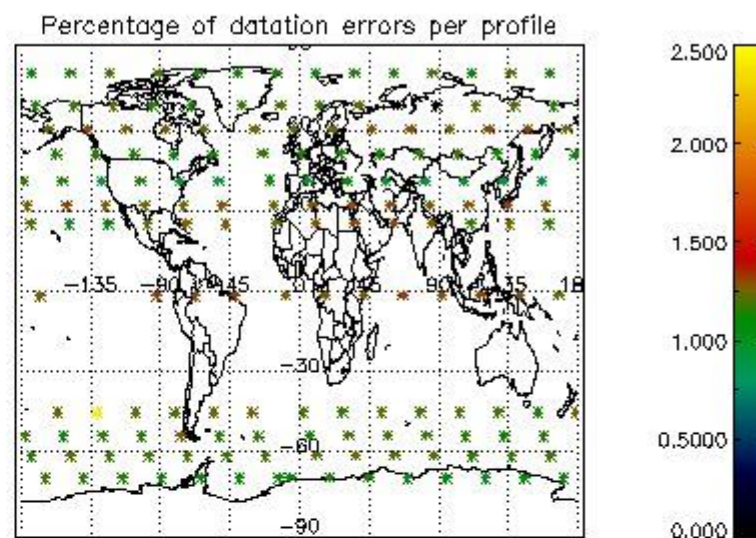
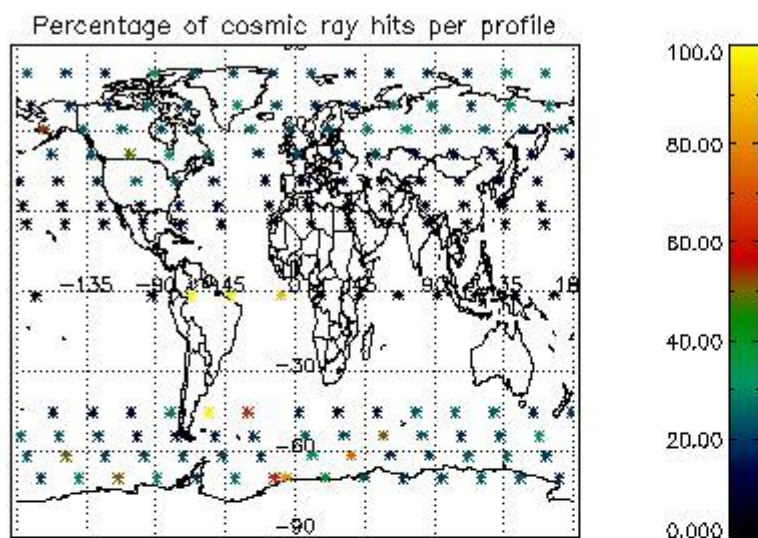


4.1.2 Plot level 1 quality information per product (time dependant): ENVI SAT DESCENDING passes

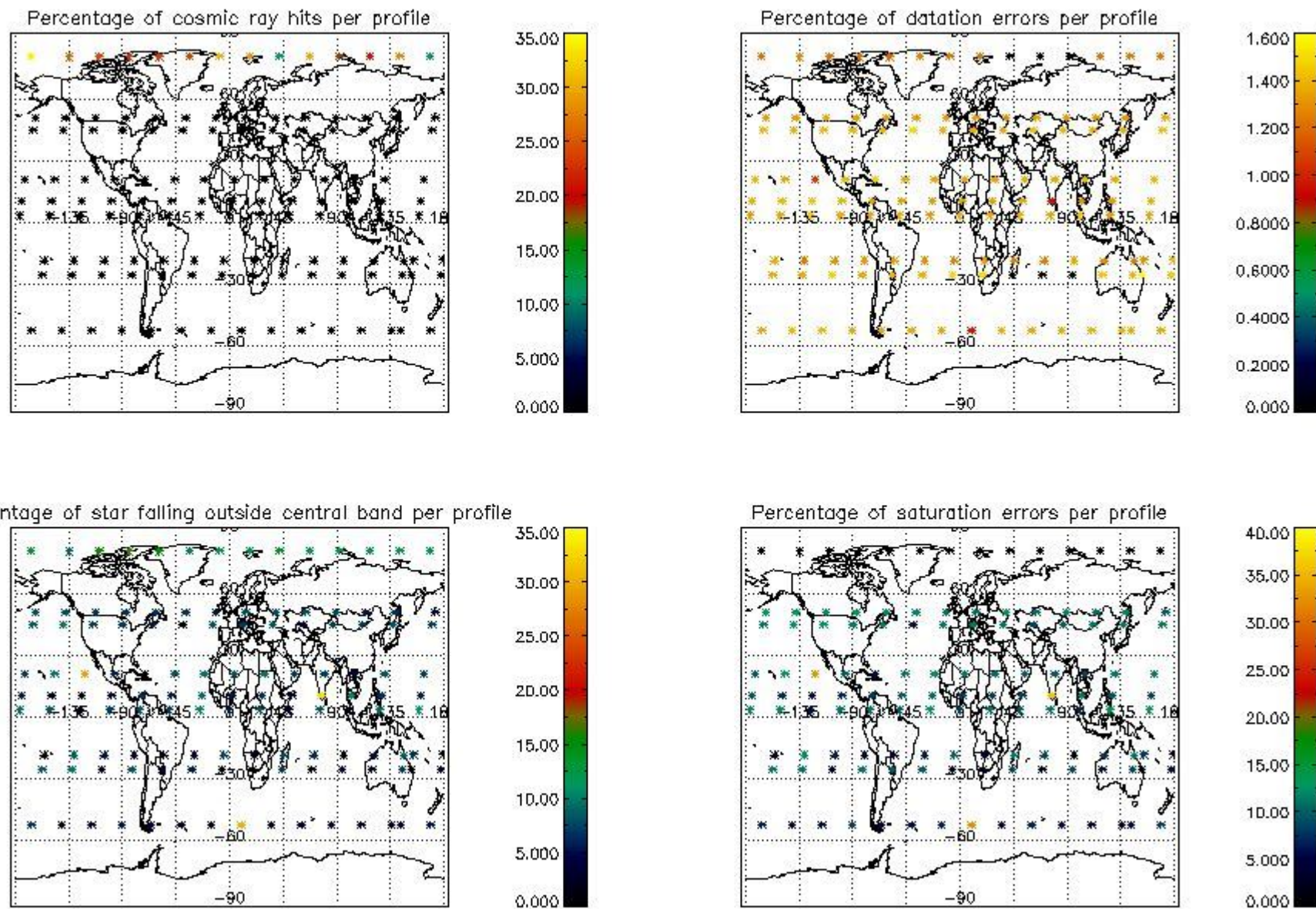


4.2 Plot quality information per product coming from level 1b processing (world map)

4.2.1 Plot level 1 quality information per product (world map): ENVISAT ASCENDING passes



4.2.2 Plot level 1 quality information per product (world map): ENVISAT DESCENDING passes



5. Trace gas profiles

5.1 Ozone statistics based on quality of products

The final quality of the products can be "measured" using the STD (Standard Deviation) attached to every point profile. This information is written to the parameter GOM_NL__2P/NL_LOCAL_SPECIES_DENSITY/o3_std of the level 2 products. The table below shows the statistics for given STD ranges.

The statistics are given with respect to the overall valid production:

- Products without fatal errors: GOM_NL__2P/MPH/PRODUCT_ERR=0
- Valid point profile: GOM_NL__2P/NL_LOCAL_SPECIES_DENSITY/pcd(0)=0

The 'Criteria' is applied to valid points of dark limb products:

- Products in dark limb illumination condition: GOM_NL__2P/NL_SUMMARY_QUALITY/obs_ill_cond=0
- Products without fatal errors: GOM_NL__2P/MPH/PRODUCT_ERR=0
- Valid point profile: GOM_NL__2P/NL_LOCAL_SPECIES_DENSITY/pcd(0)=0

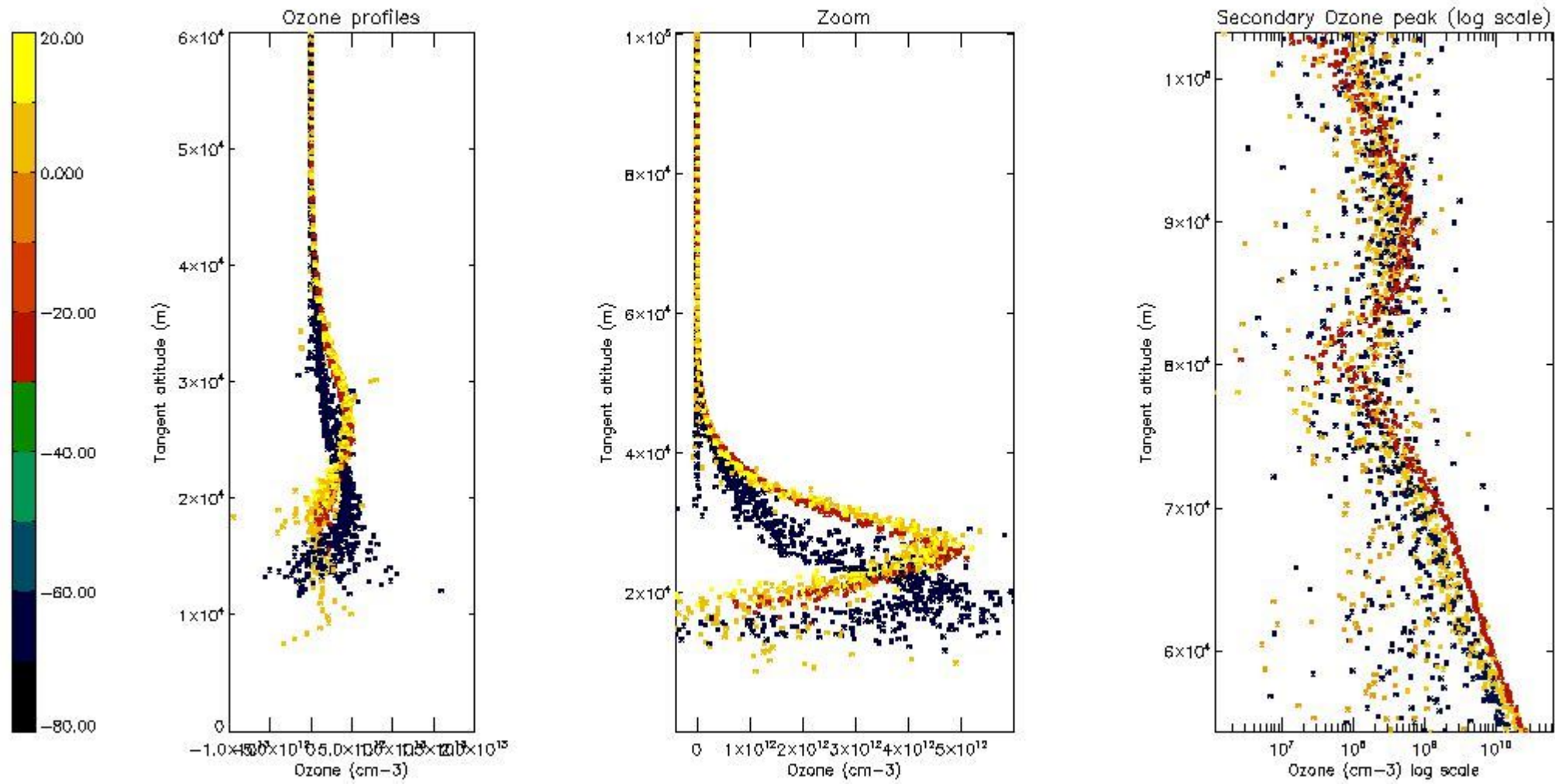
So, the table below shows the percentage of dark limb and valid observations for each criteria with respect to the overall valid daily observations.

Criteria	% of total production
All STD	24
STD < 20	10

STD < 10	6
STD < 5	2

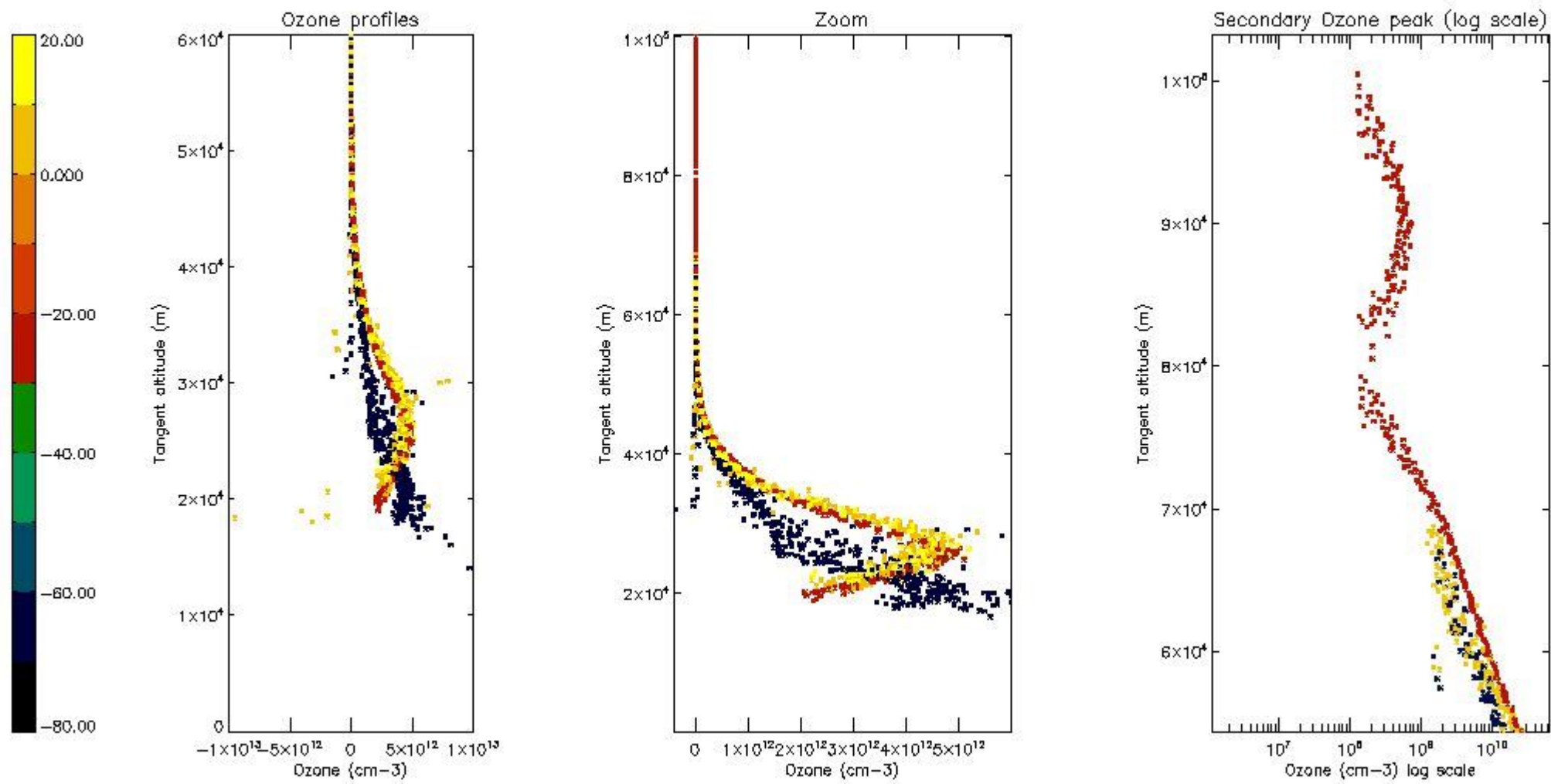
5.2 Plot ozone profiles for all STD (dark without errors)

The colorbar represents the latitude.



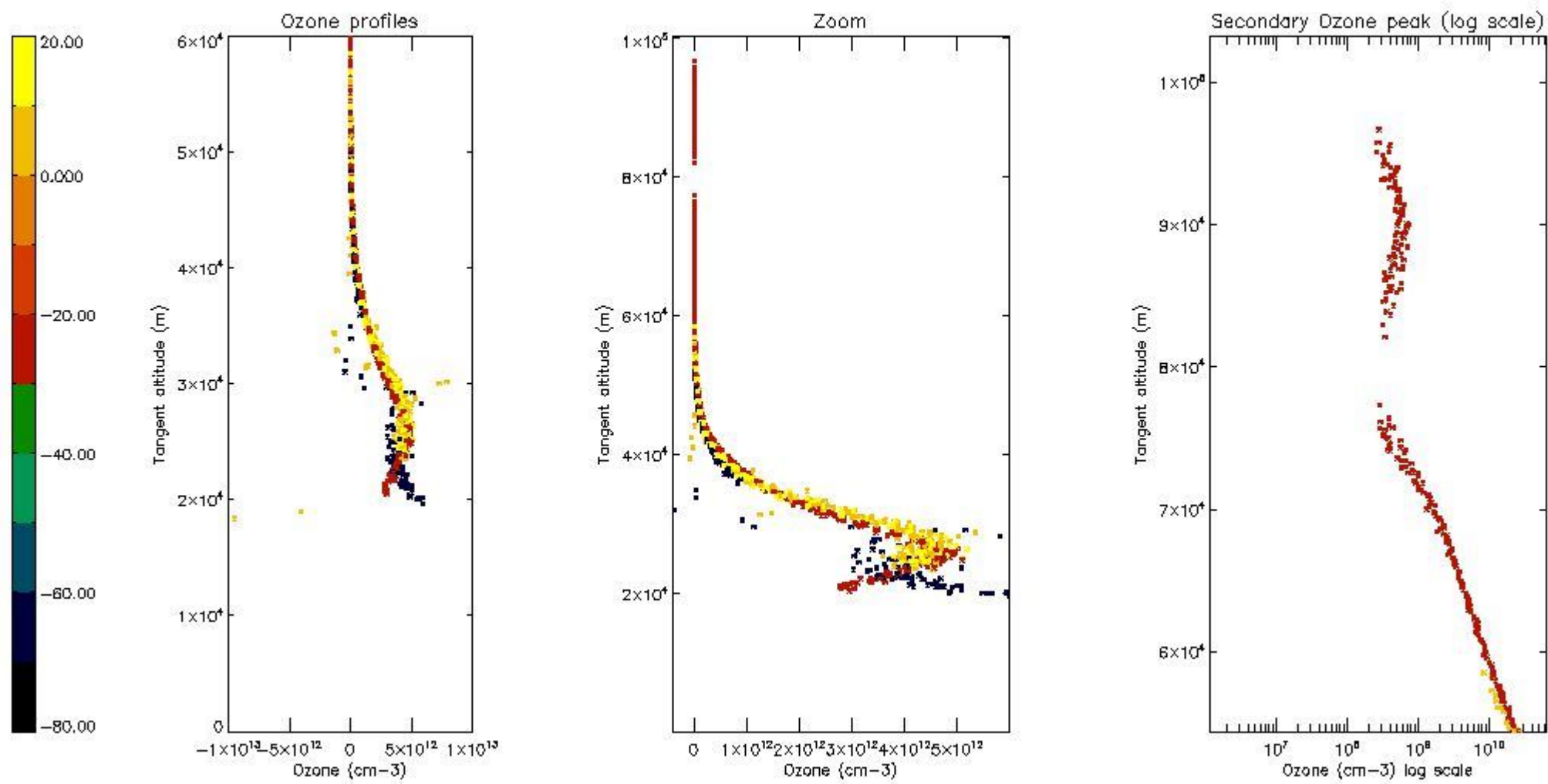
5.3 Plot ozone profiles where STD < 20% (dark without errors)

The colorbar represents the latitude.



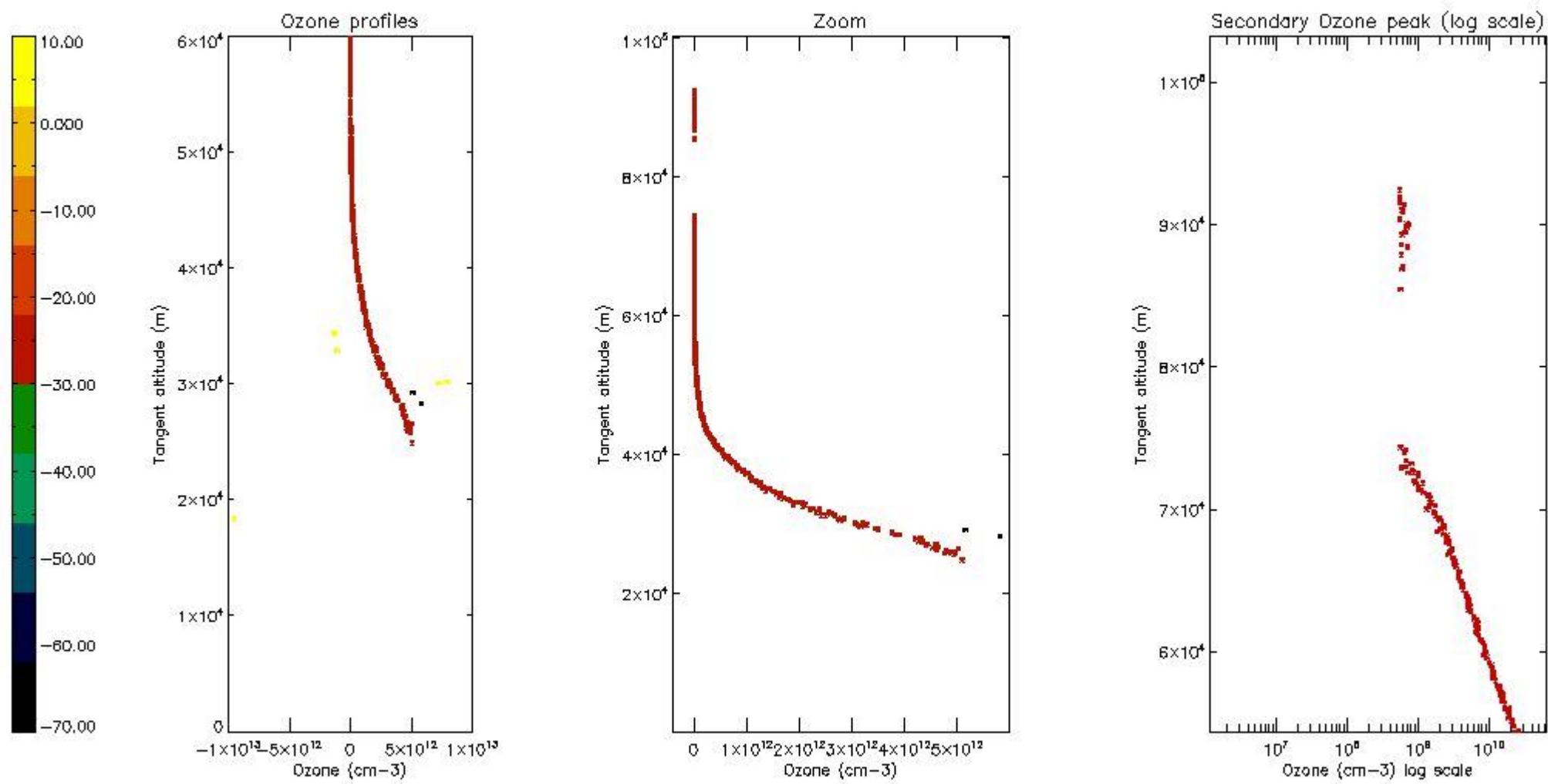
5.4 Plot ozone profiles where STD < 10% (dark without errors)

The colorbar represents the latitude.



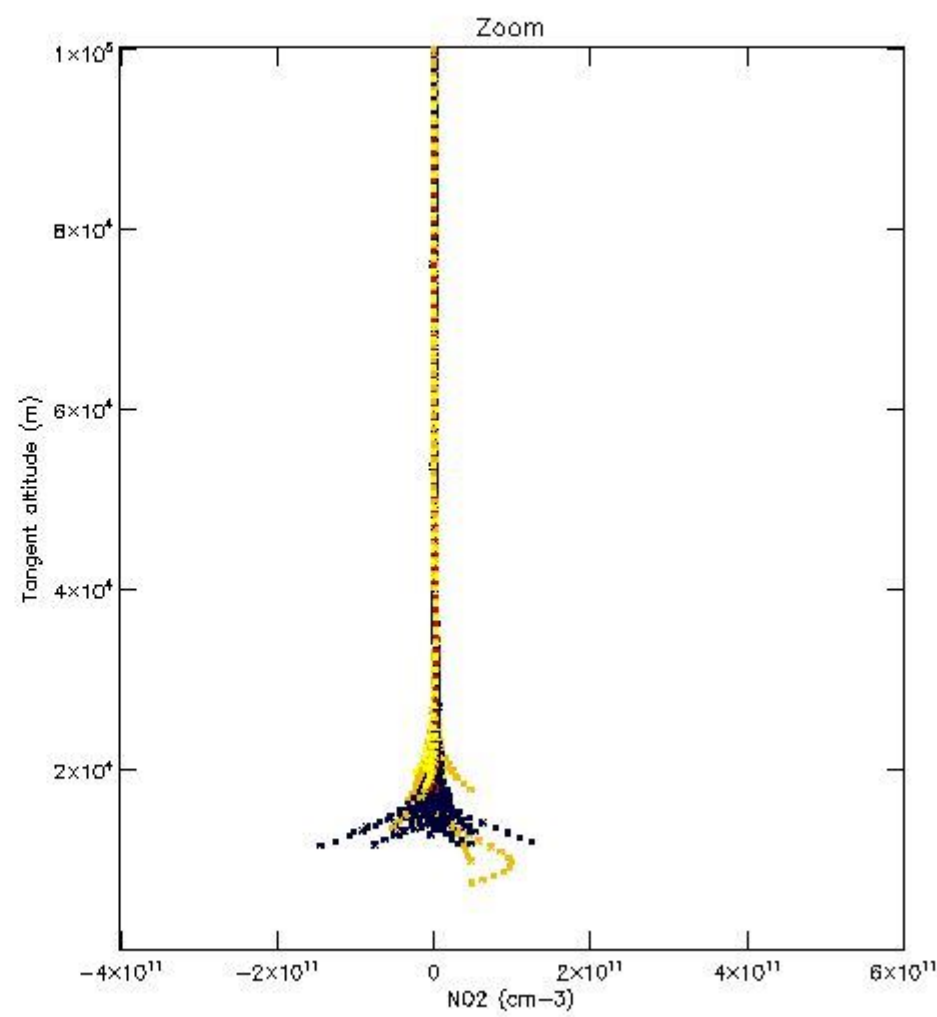
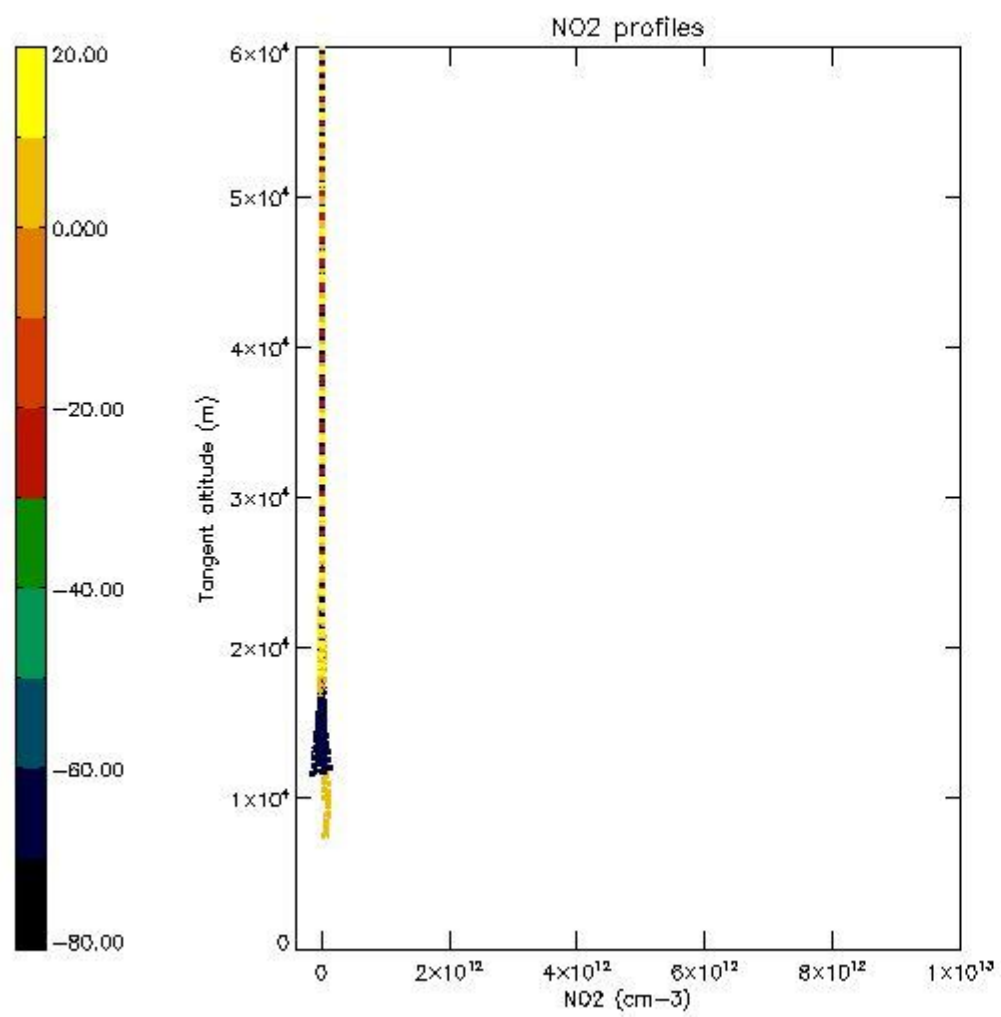
5.5 Plot ozone profiles where STD < 5% (dark without errors)

The colorbar represents the latitude.



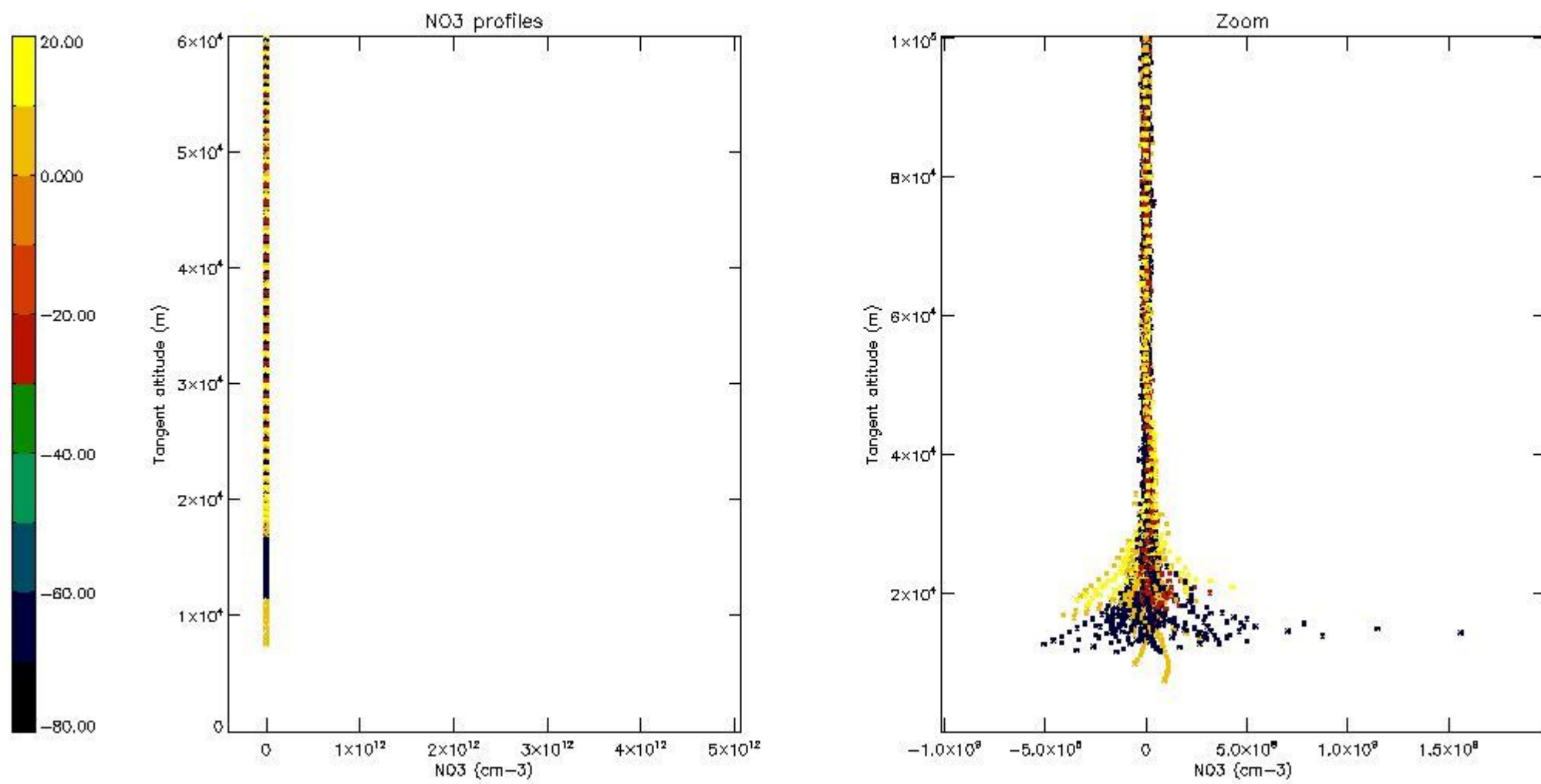
5.6 Plot NO₂ profiles for all STD (dark without errors)

The colorbar represents the latitude.



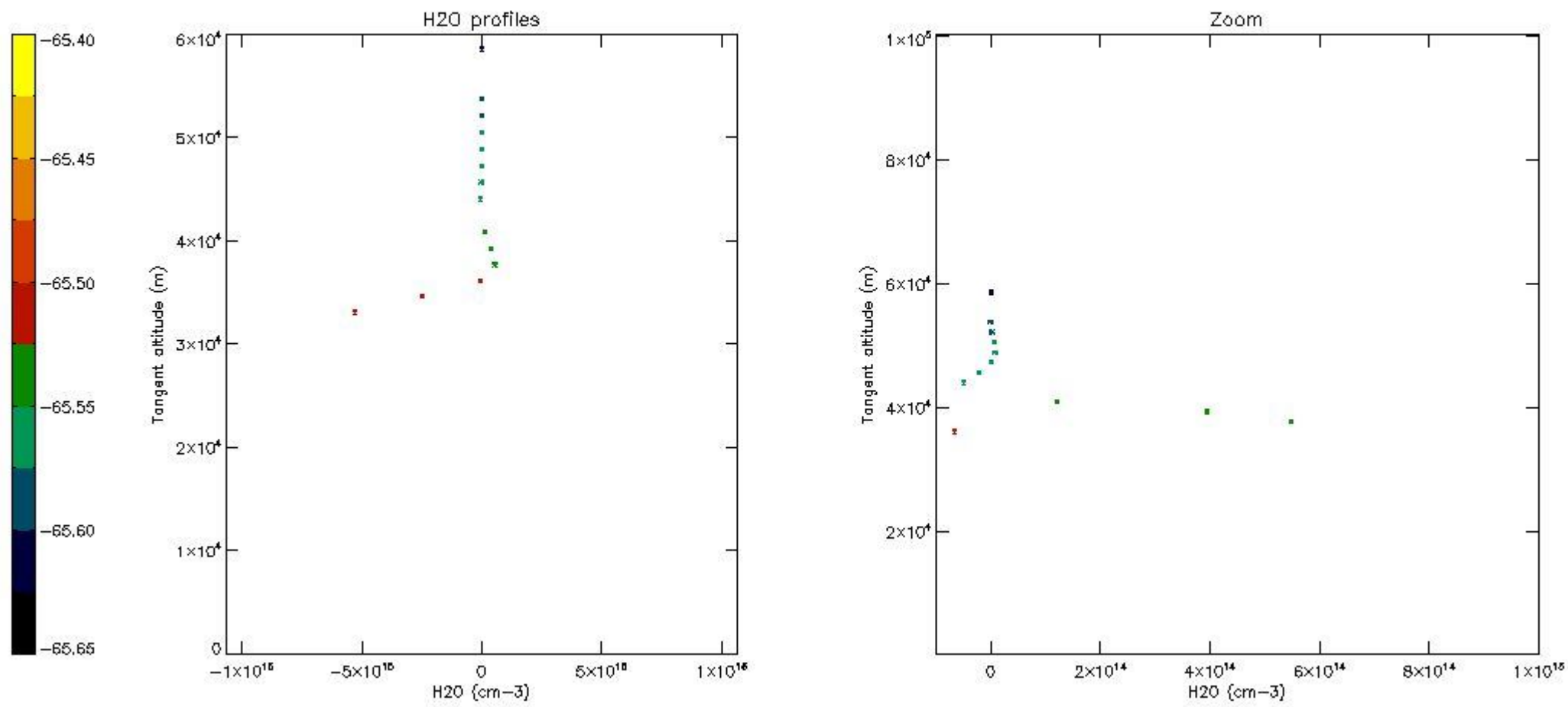
5.7 Plot NO3 profiles for all STD (dark without errors)

The colorbar represents the latitude.



5.8 Plot H2O profiles for all STD (only for occultations of stars 1,2,3,4,13,14,16,26,63 dark without errors)

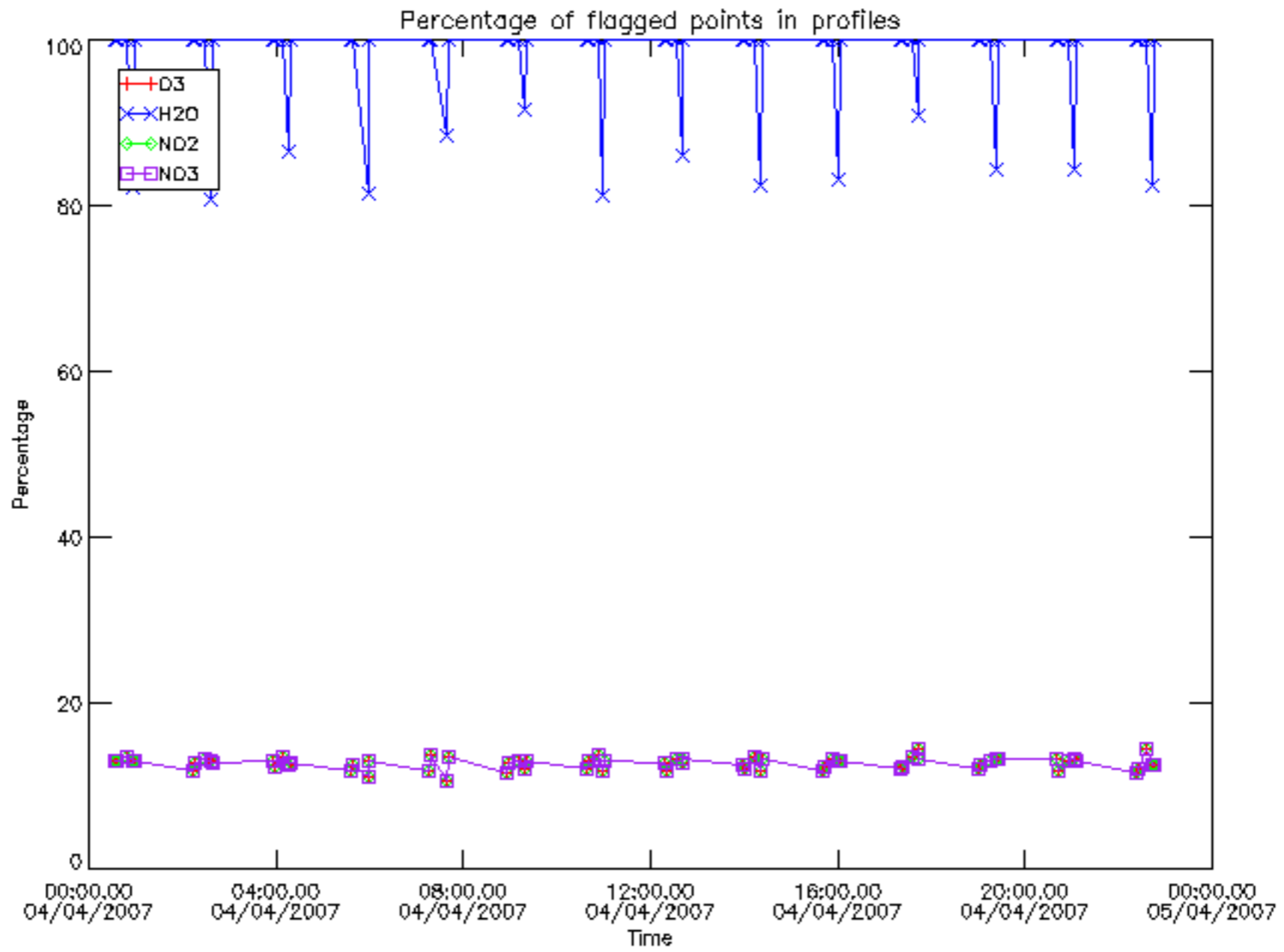
The colorbar represents the latitude.



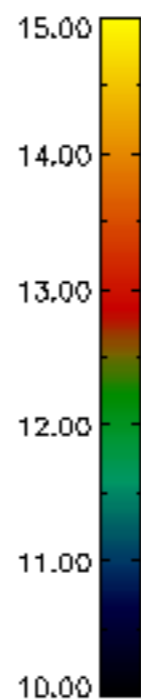
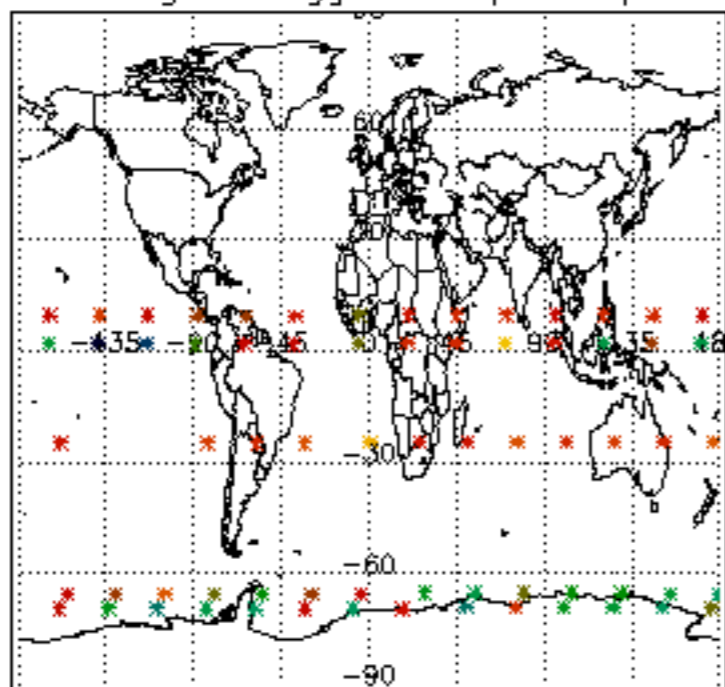
6. Auxiliary Data Files used for the production reported in section 2

The number reported in the third column indicates since which file (see list in section 2) the corresponding auxiliary file has been used. The fourth column is the date of those product files.

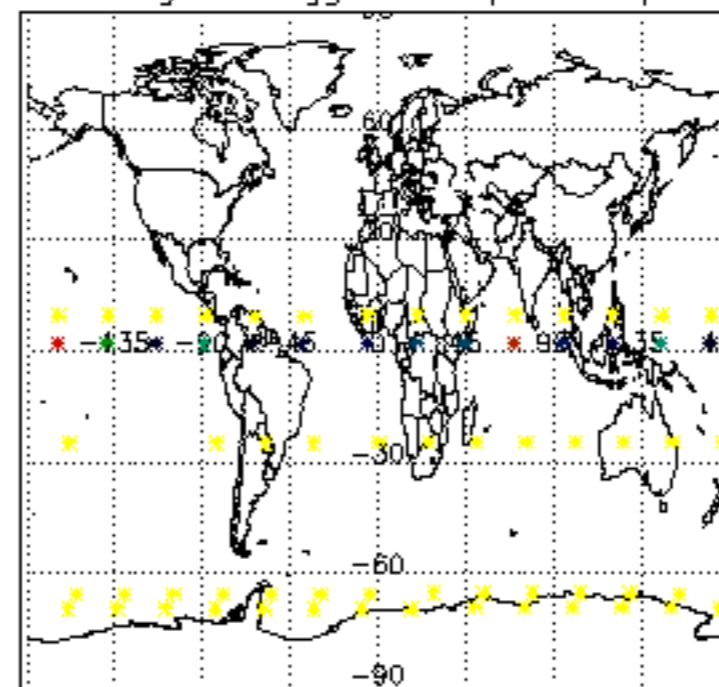
Type	Auxiliary Filename	Used since product	Used since product date
INST_PHYS_CHARACTERISTICS	GOM_INS_AXVIEC20091111_143220_20030716_120000_20500101_000000	1	04-APR-2007 00:03:55
LEVEL-2_PROC_CONFIG	GOM_PR2_AXVIEC20091111_152718_20020301_000000_20500101_000000	1	04-APR-2007 00:03:55
CROSS_SECTIONS_FILE	GOM_CRS_AXVIEC20091111_154832_20020301_000000_20500101_000000	1	04-APR-2007 00:03:55



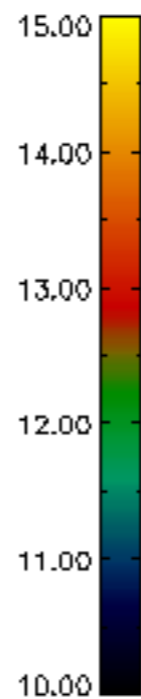
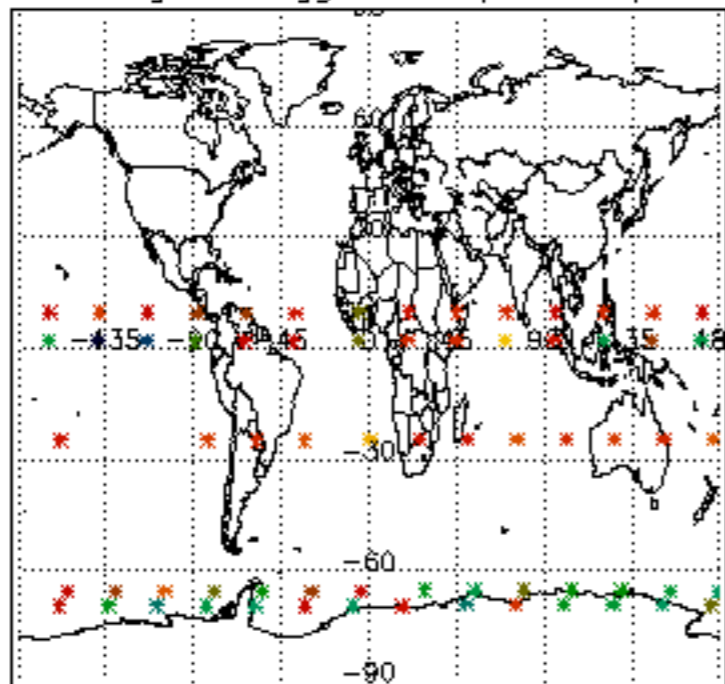
Percentage of flagged data per D3 profile



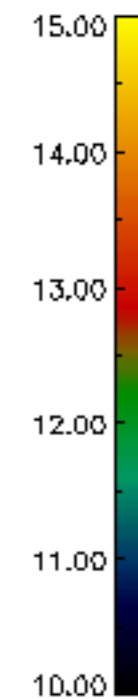
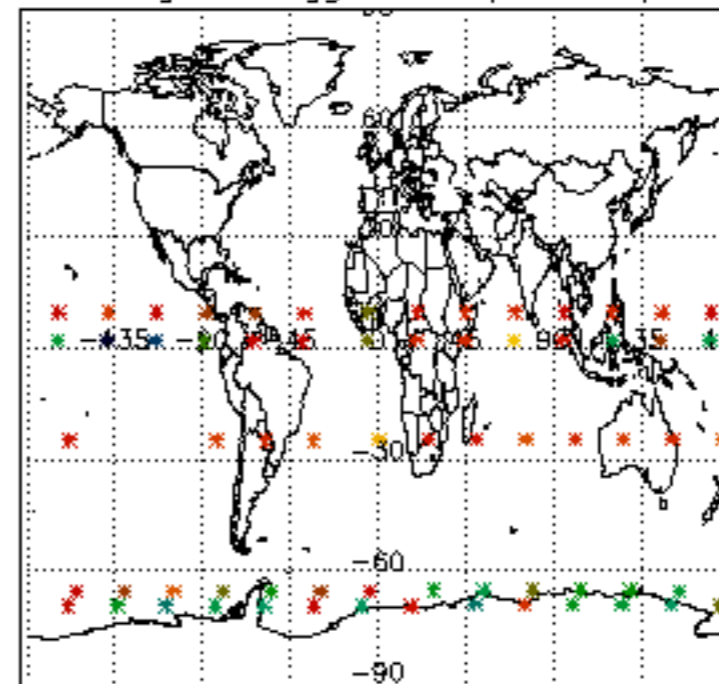
Percentage of flagged data per H2O profile

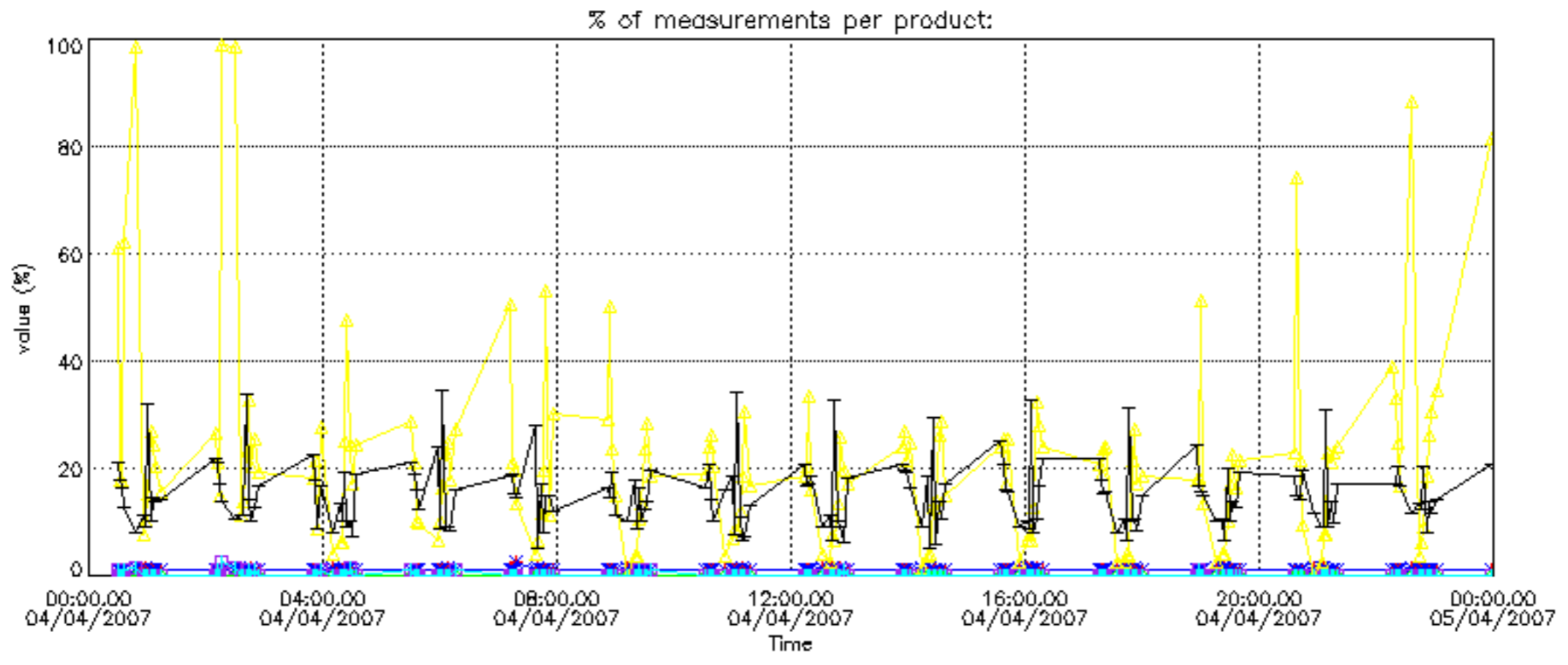


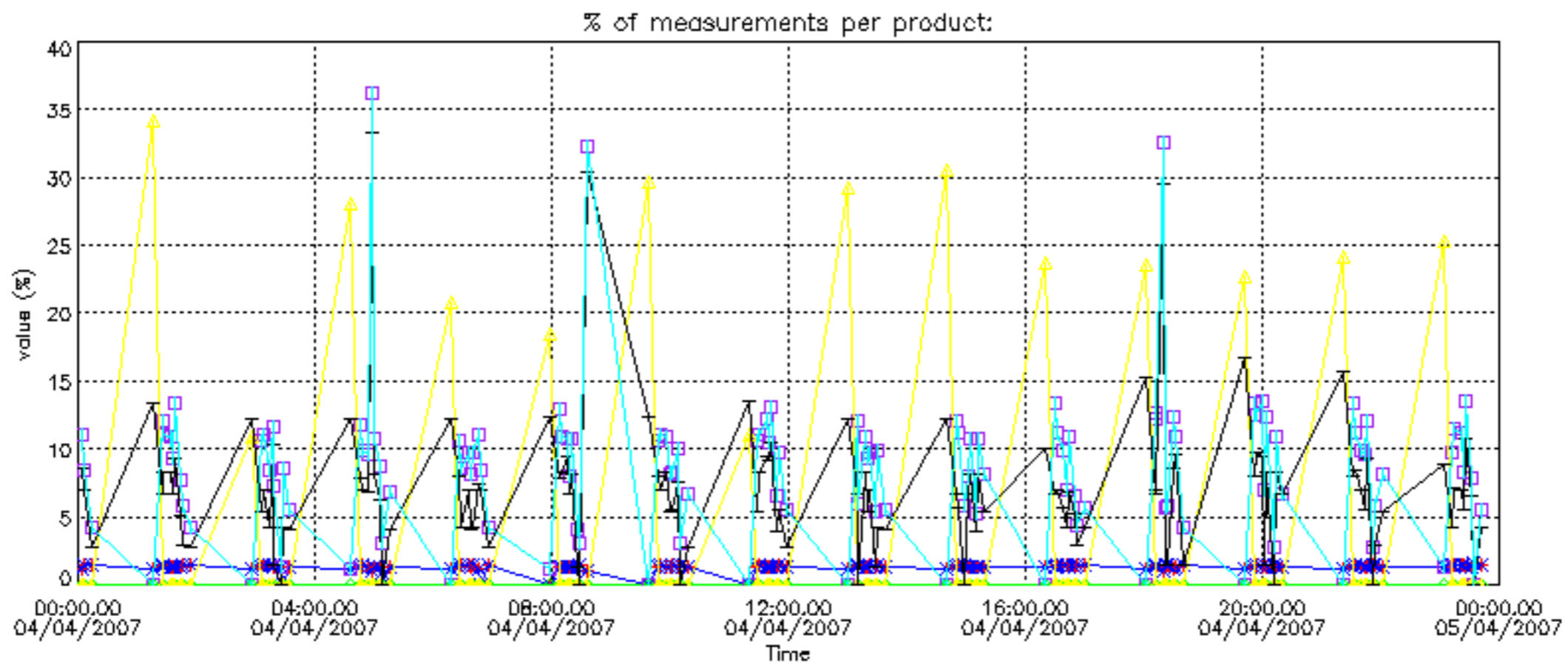
Percentage of flagged data per NO2 profile



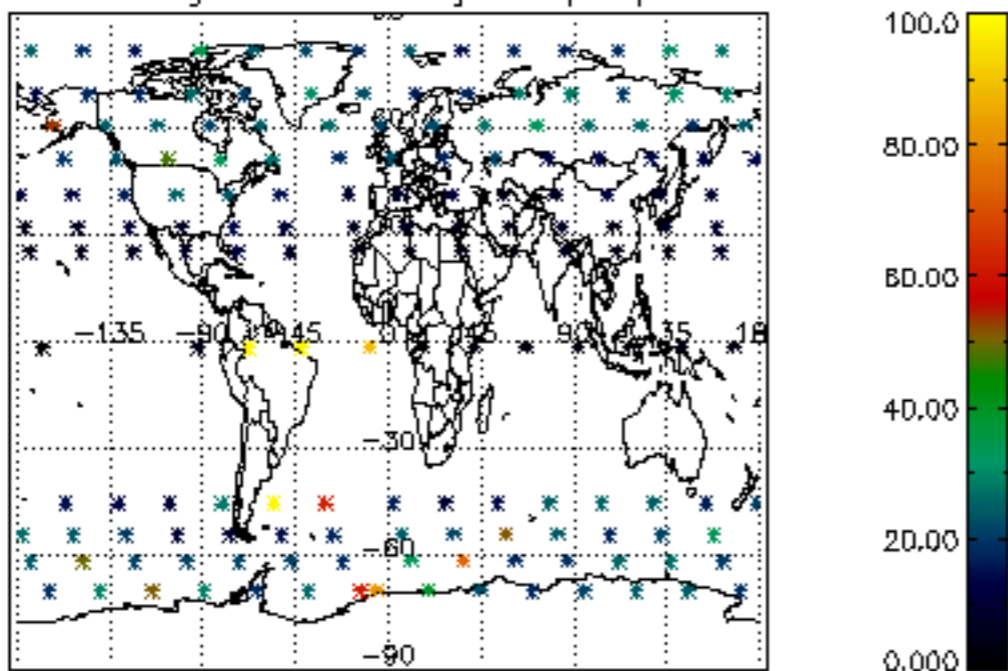
Percentage of flagged data per NO3 profile



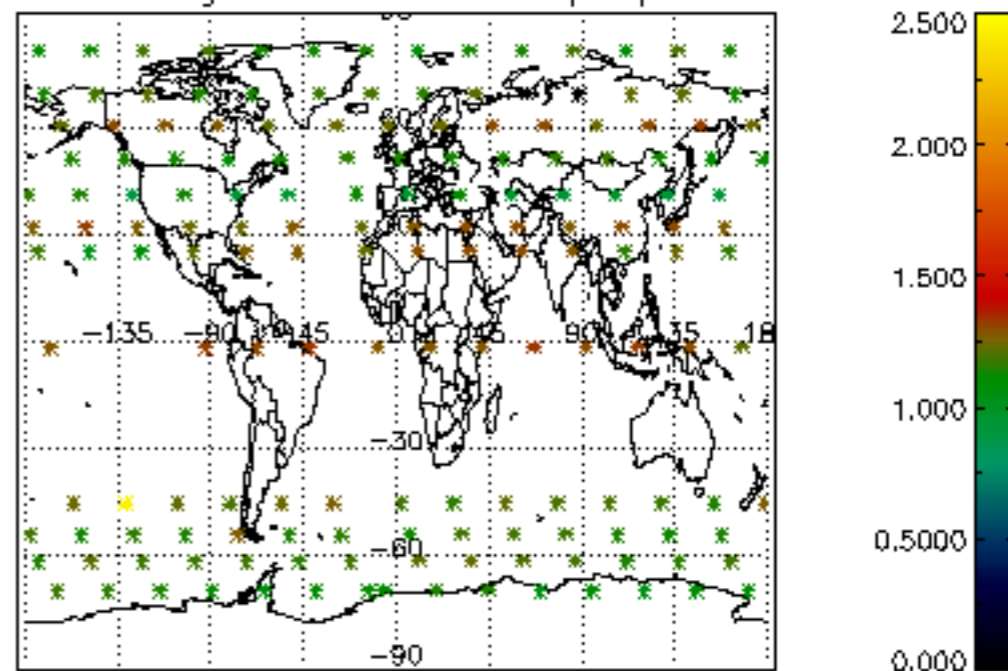




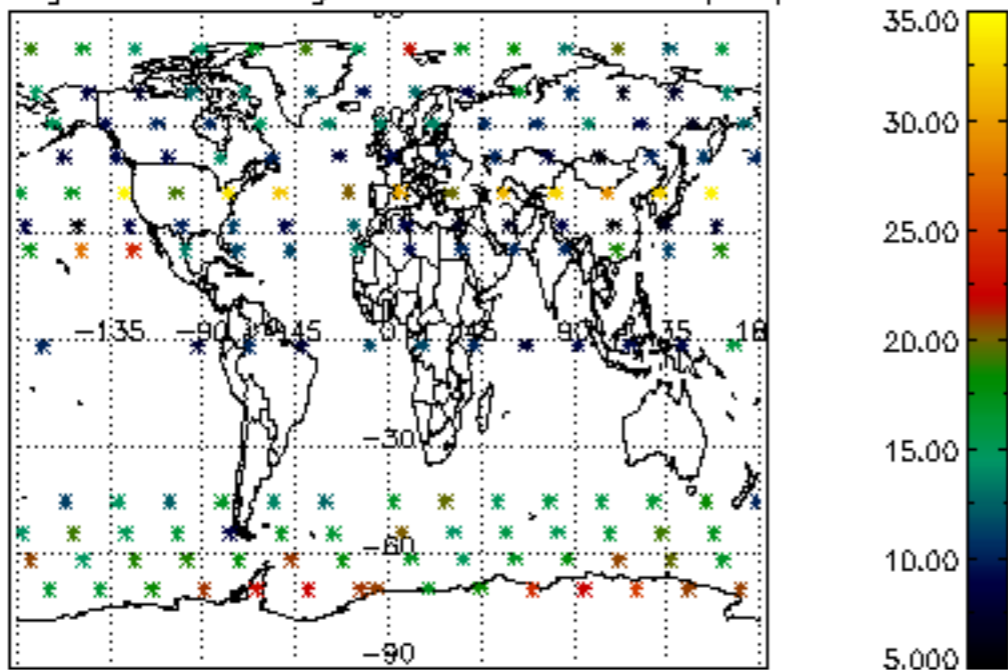
Percentage of cosmic ray hits per profile



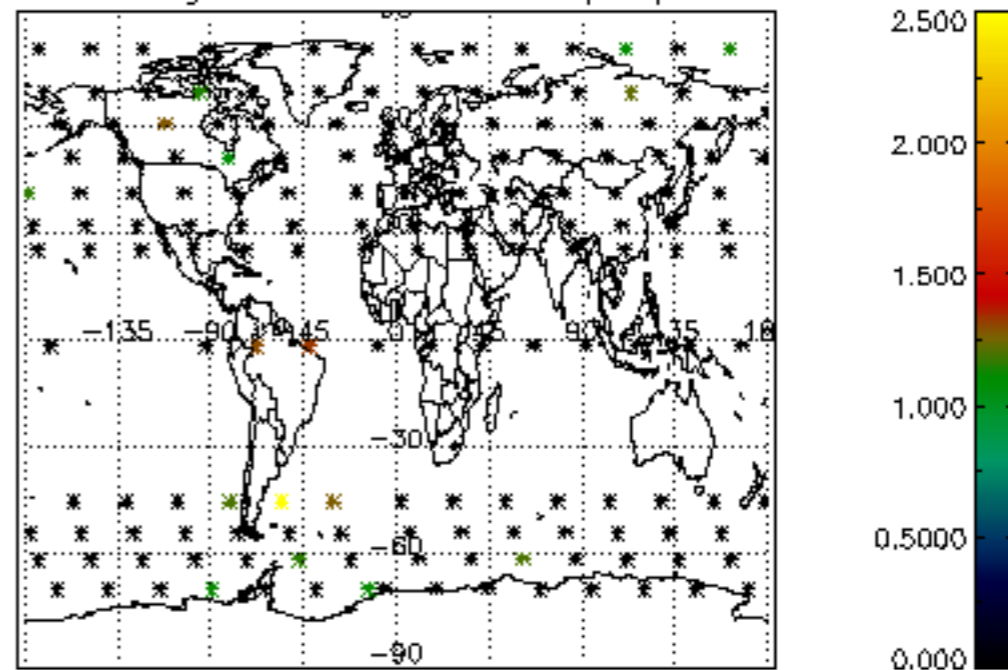
Percentage of datation errors per profile



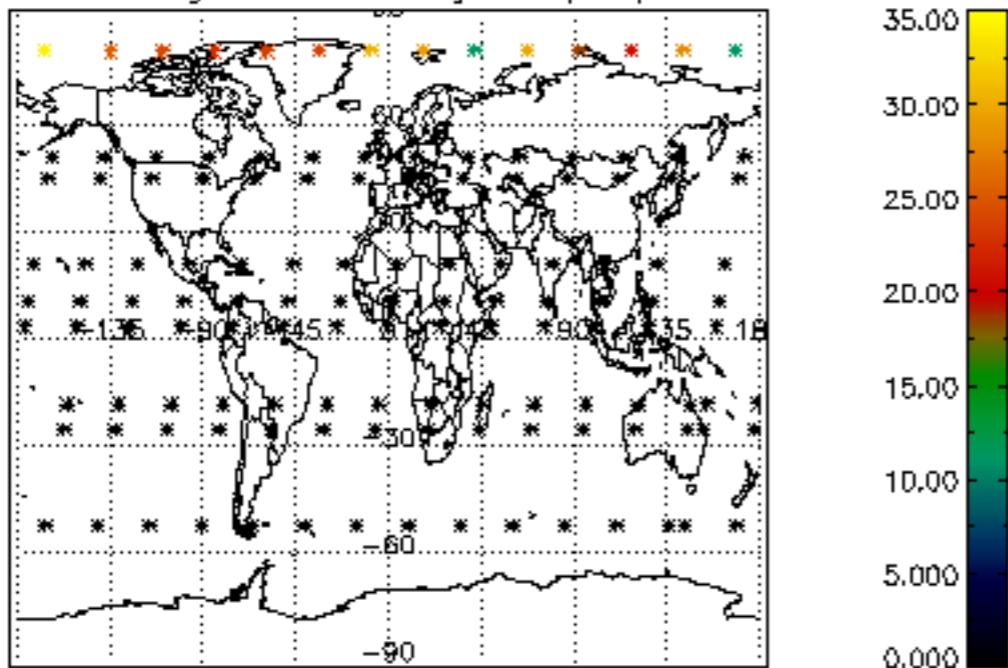
Percentage of star falling outside central band per profile



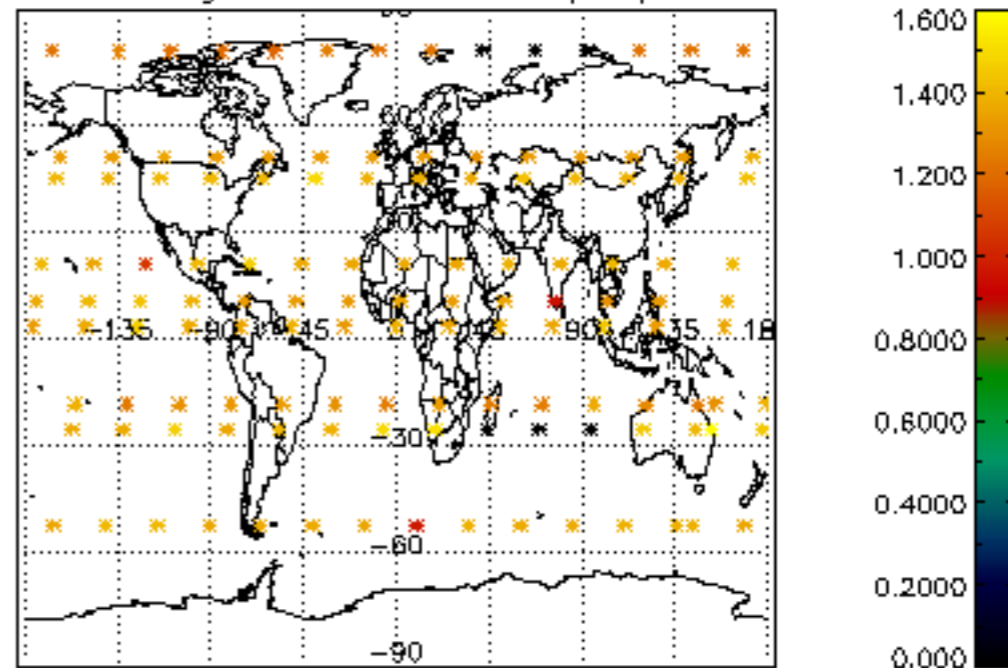
Percentage of saturation errors per profile



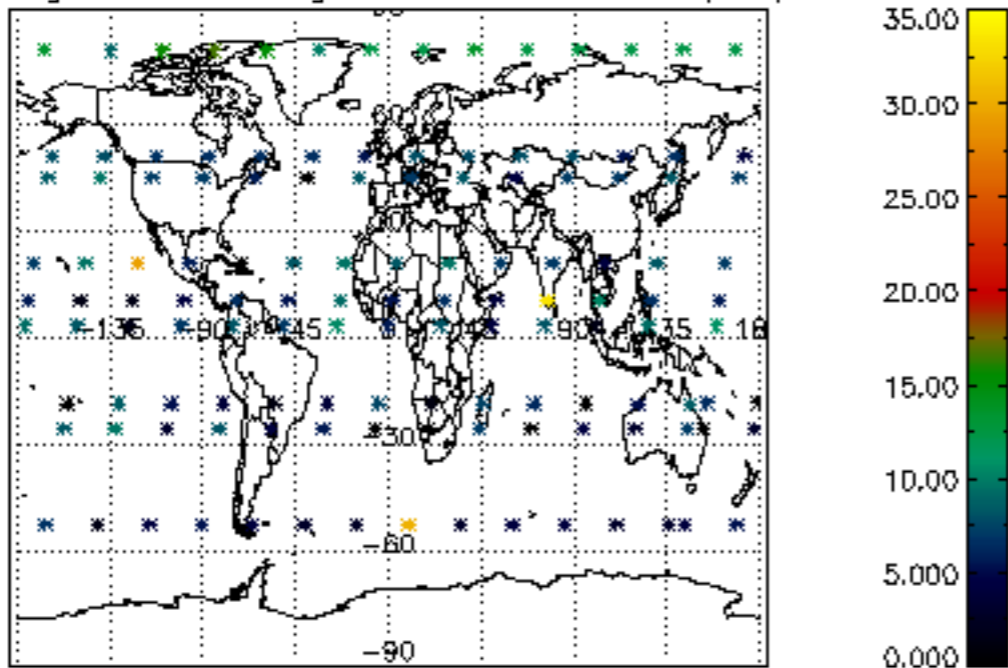
Percentage of cosmic ray hits per profile



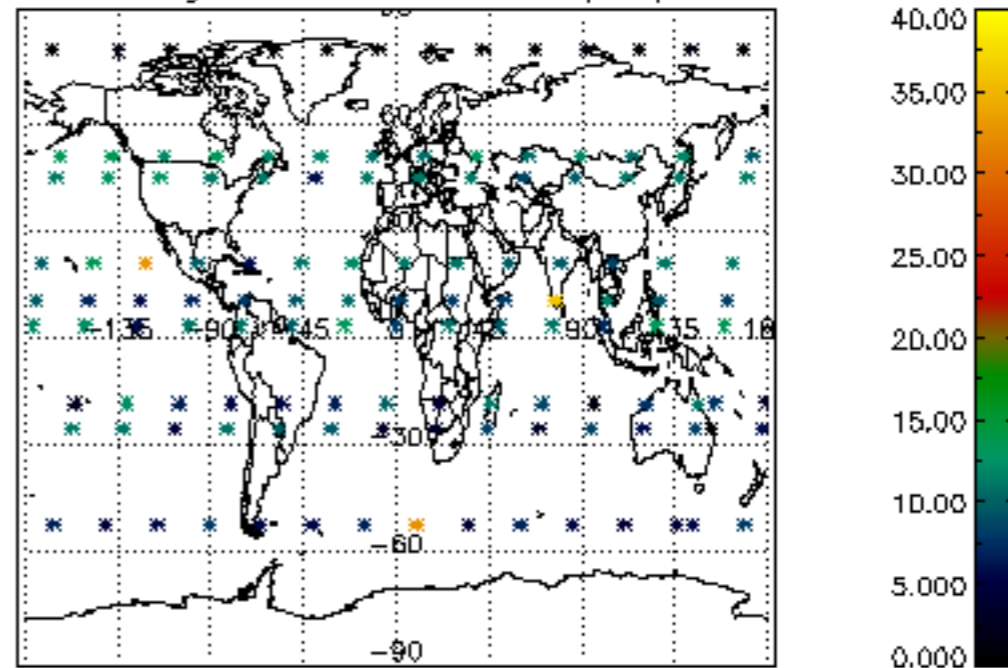
Percentage of datation errors per profile

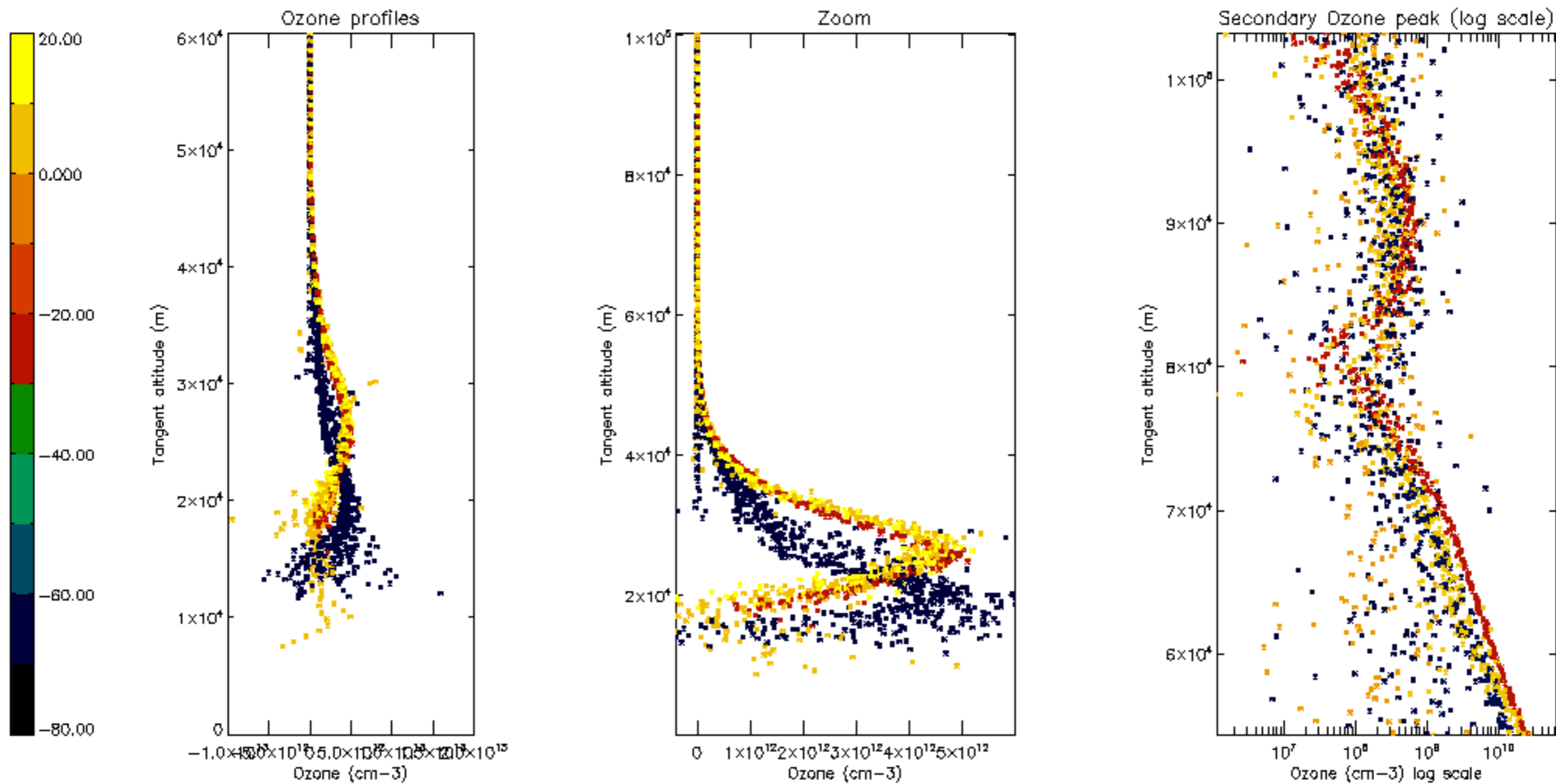


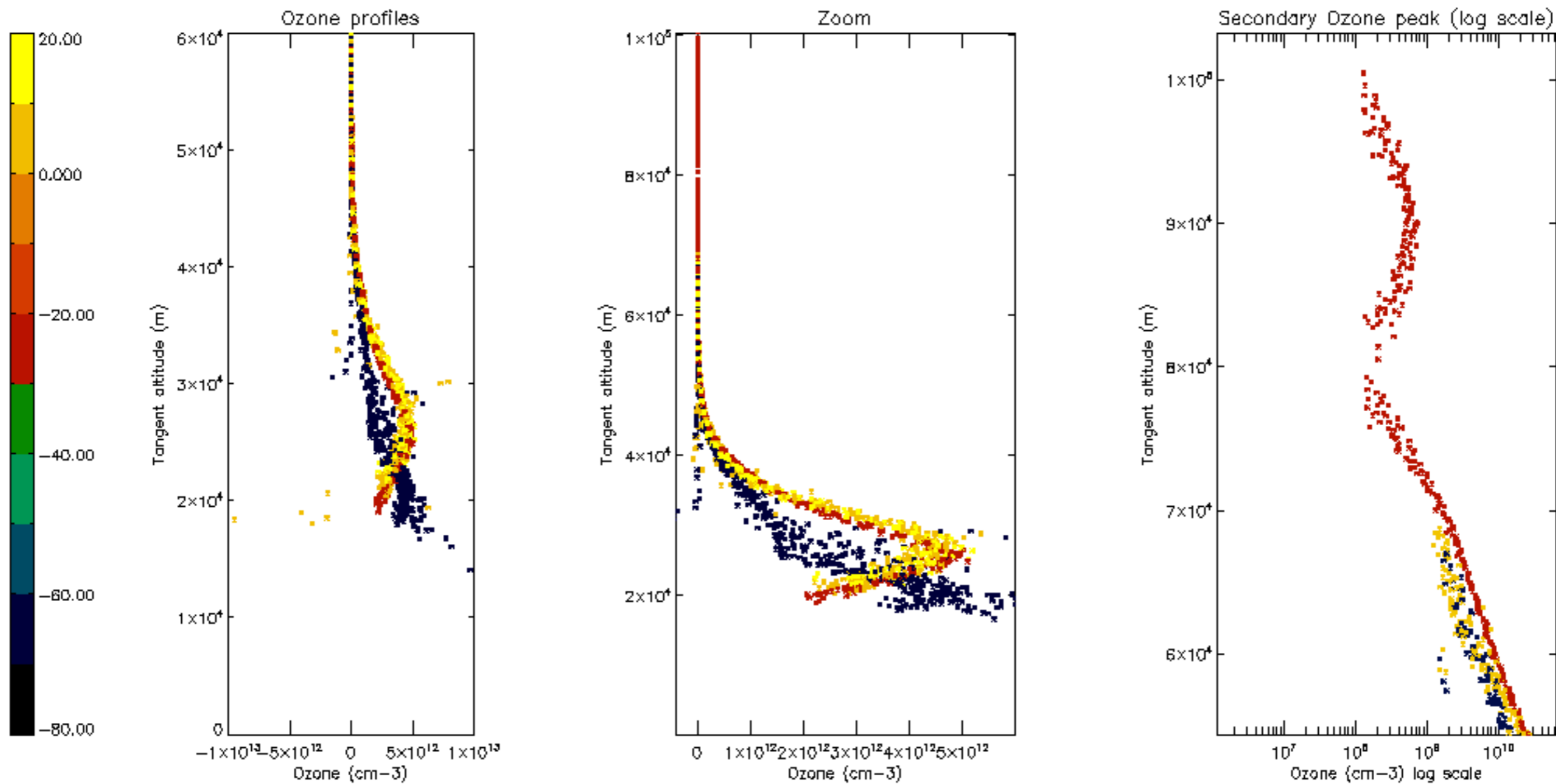
Percentage of star falling outside central band per profile

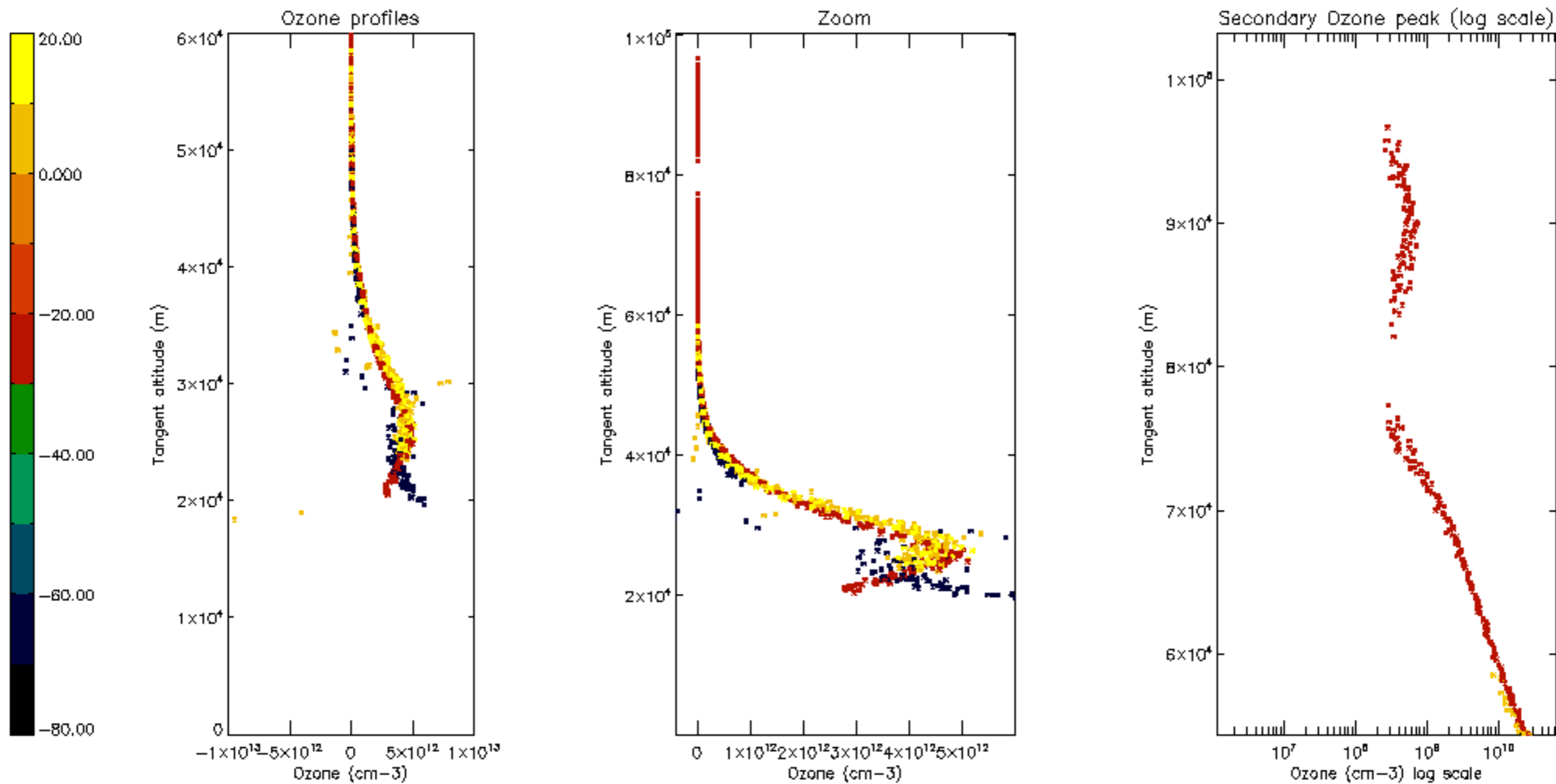


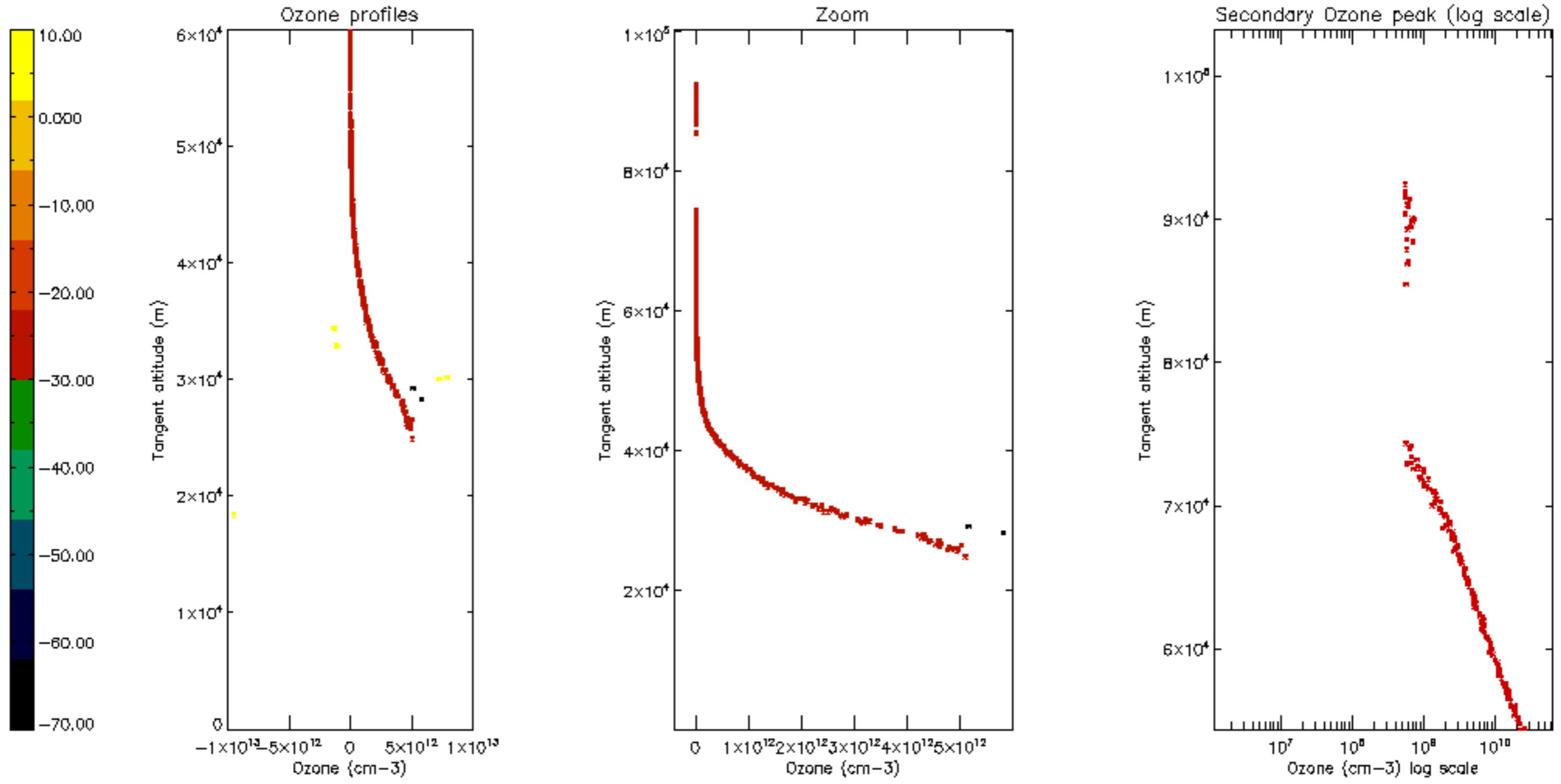
Percentage of saturation errors per profile

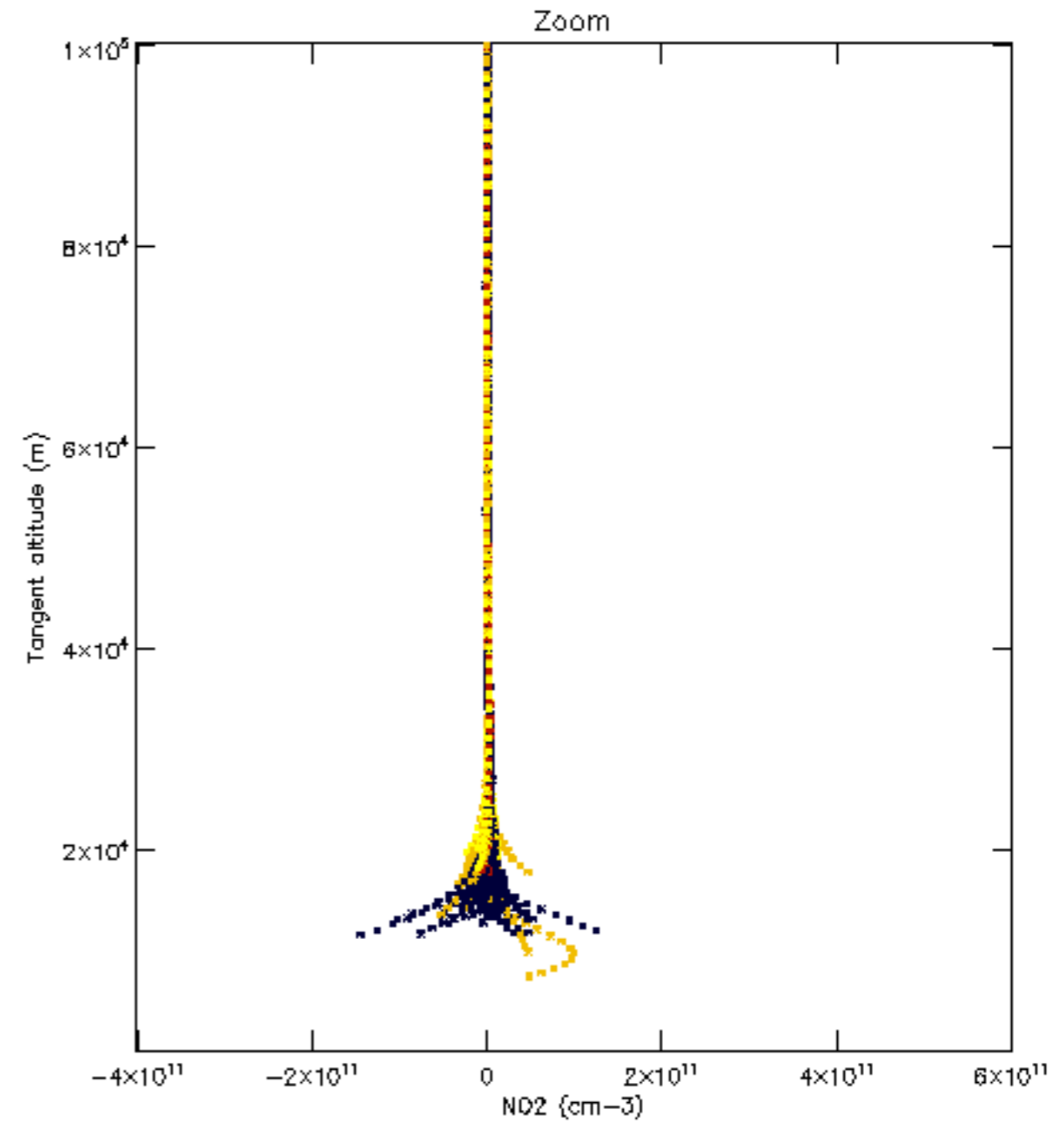
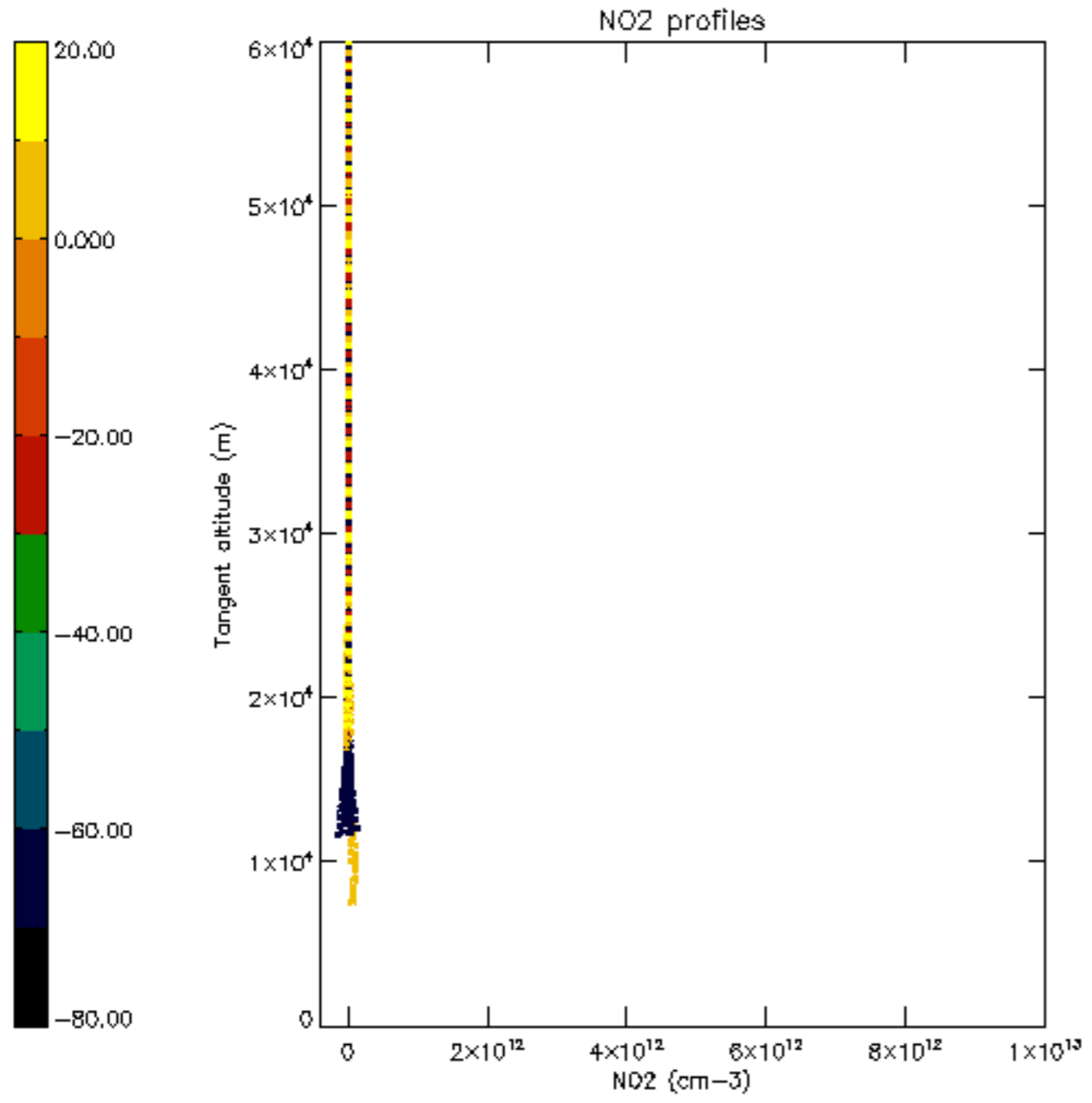


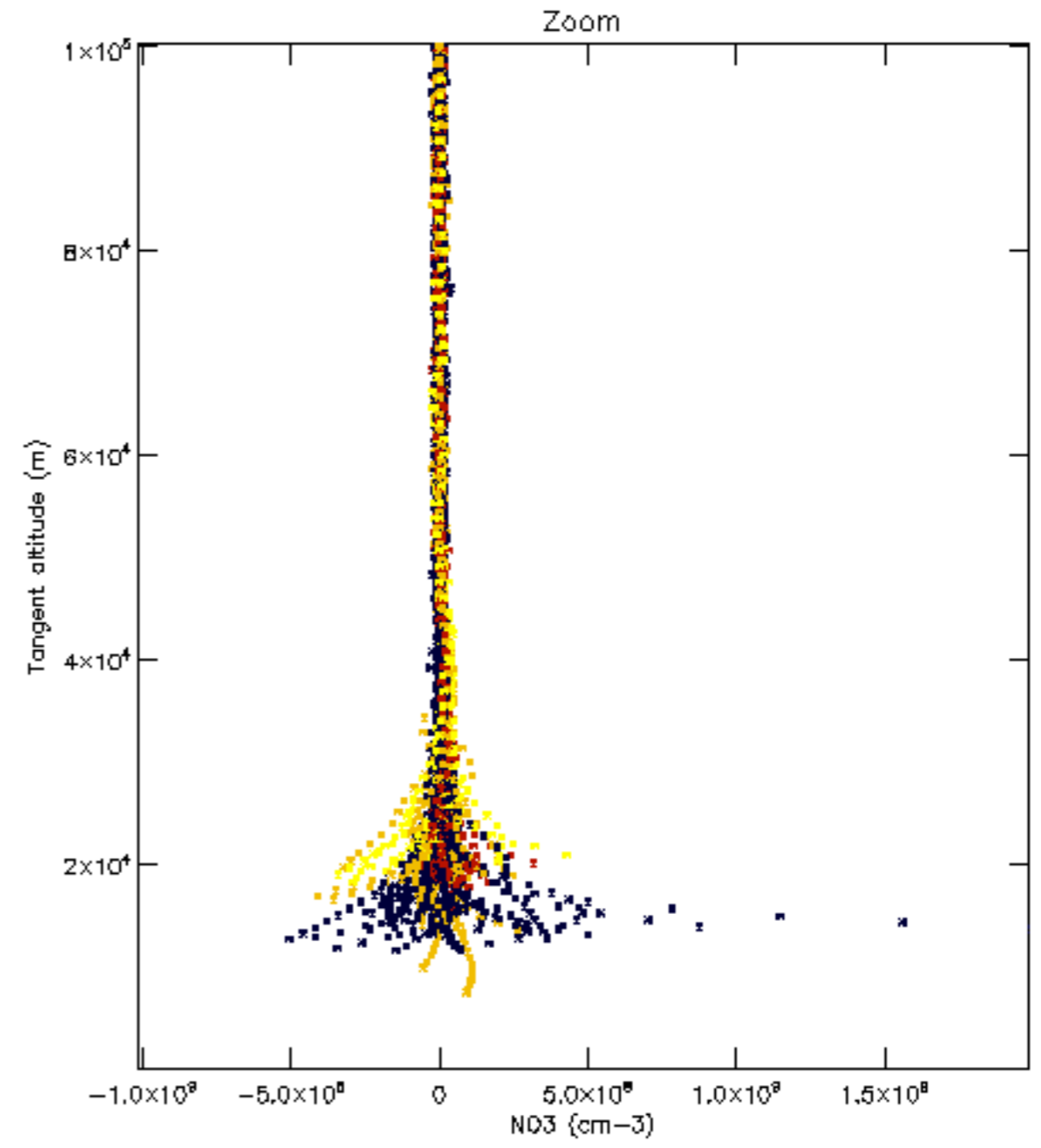
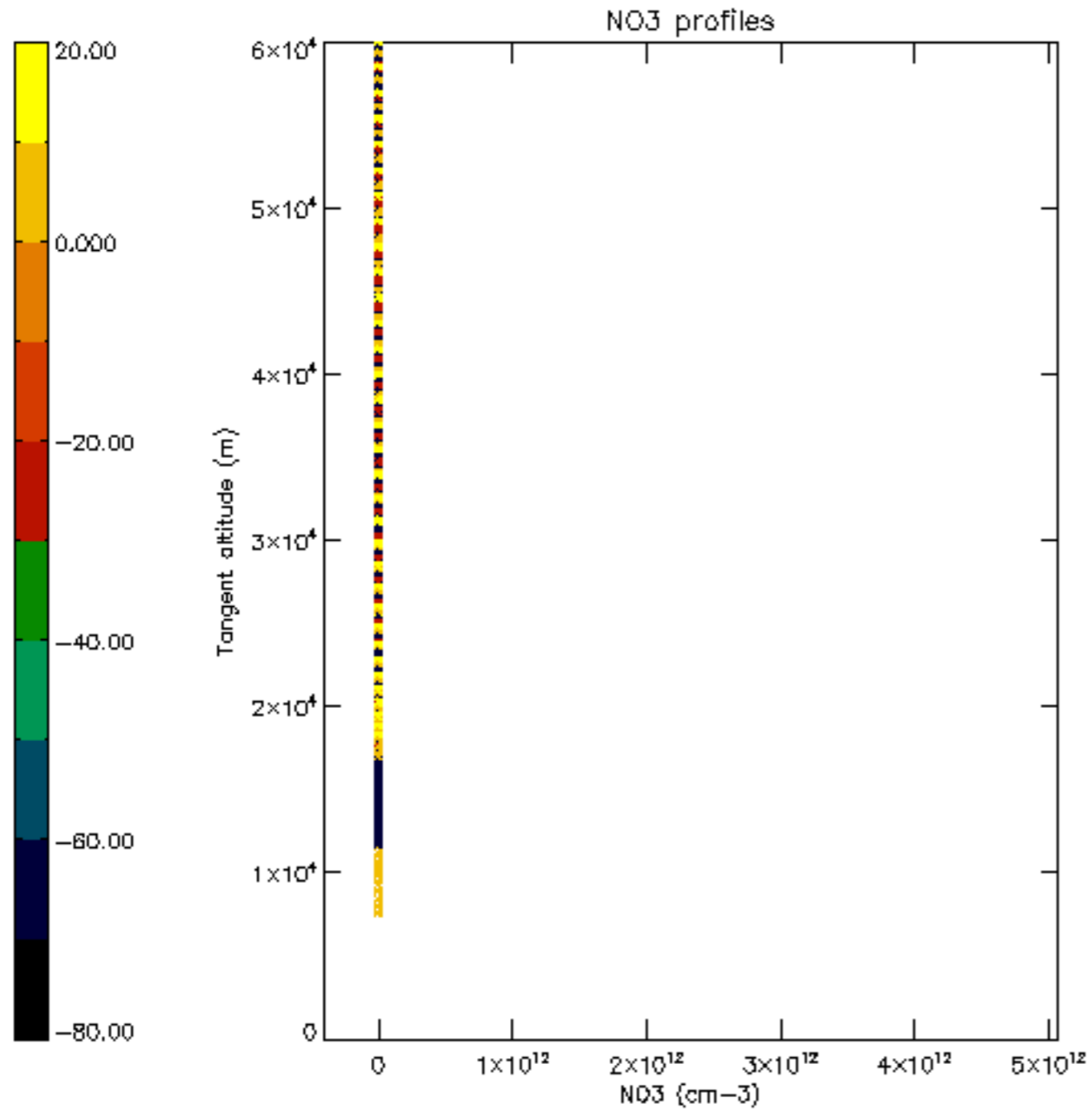


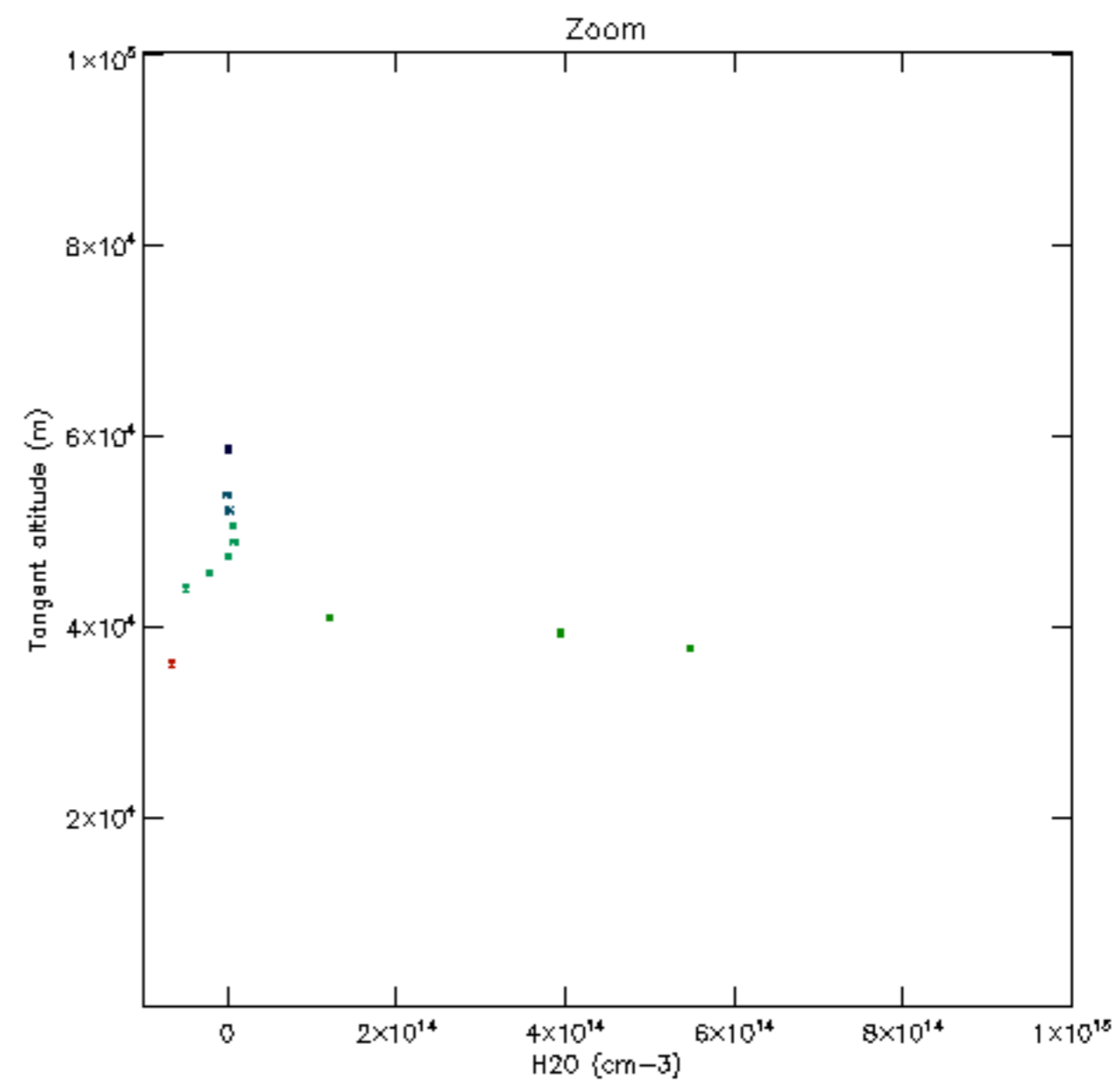
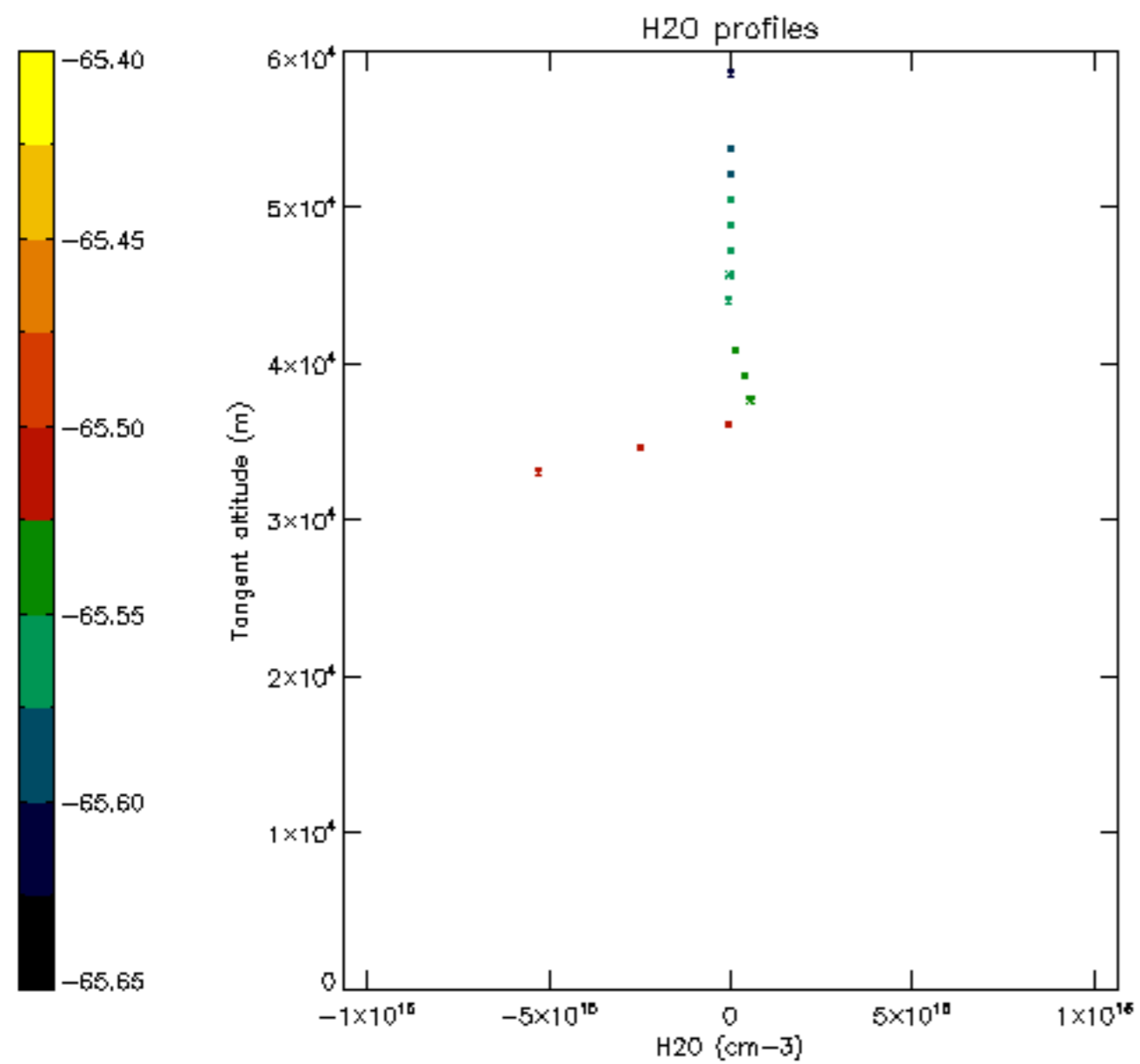


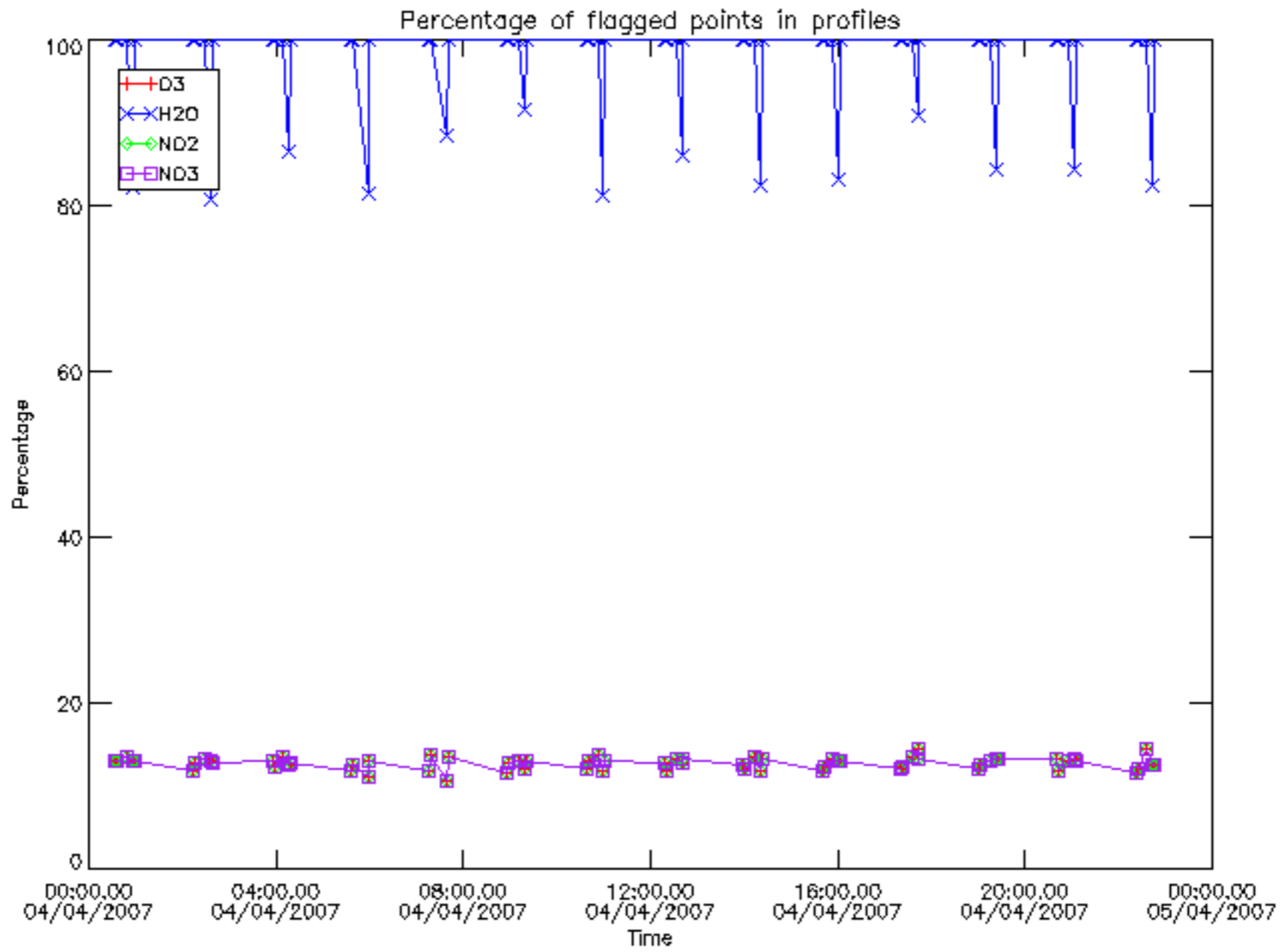




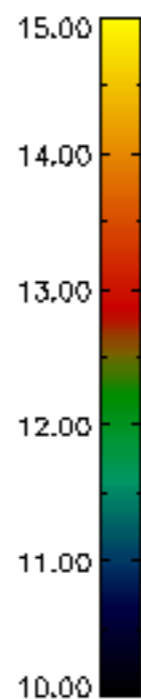
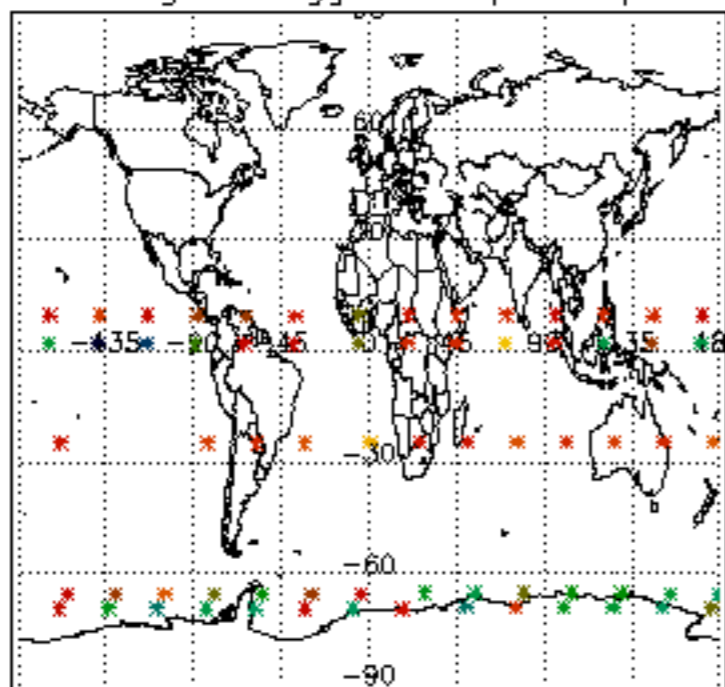




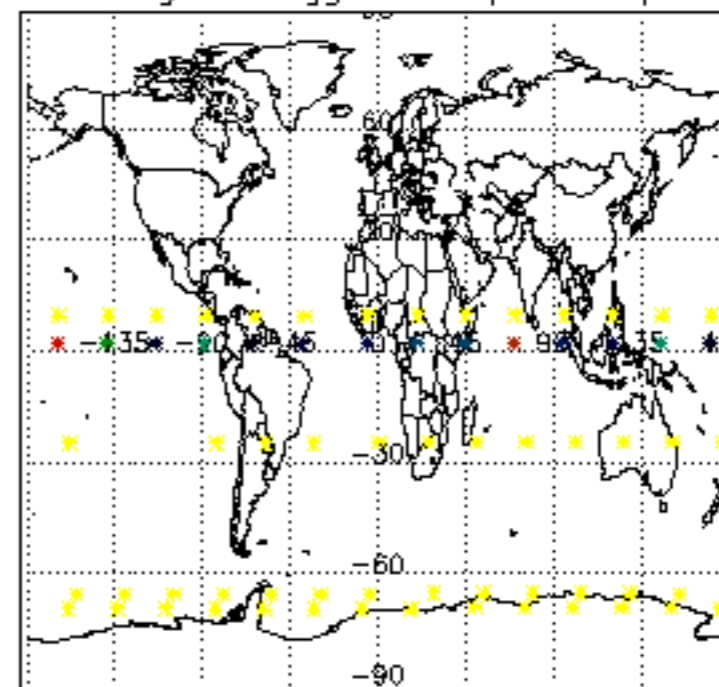




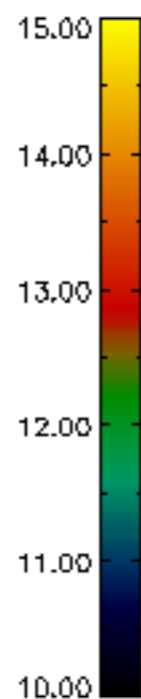
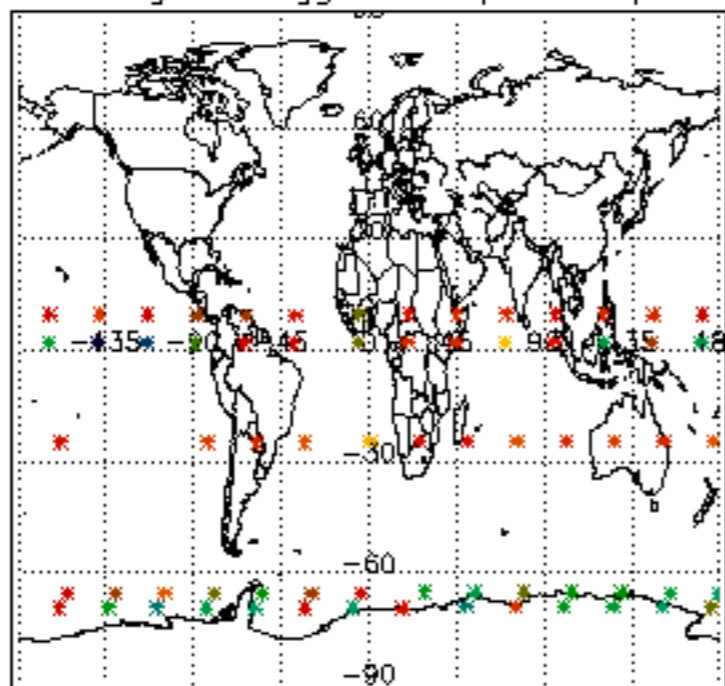
Percentage of flagged data per D3 profile



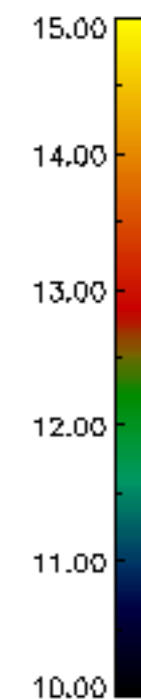
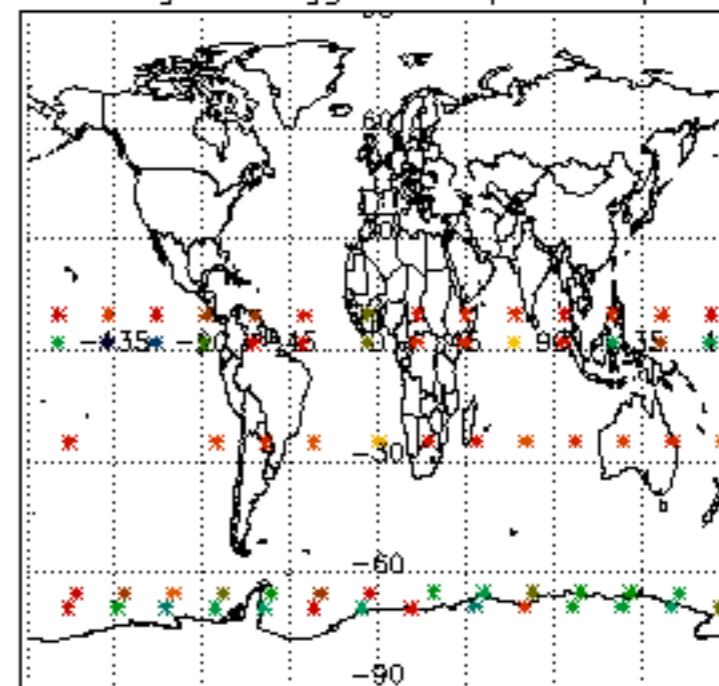
Percentage of flagged data per H2O profile

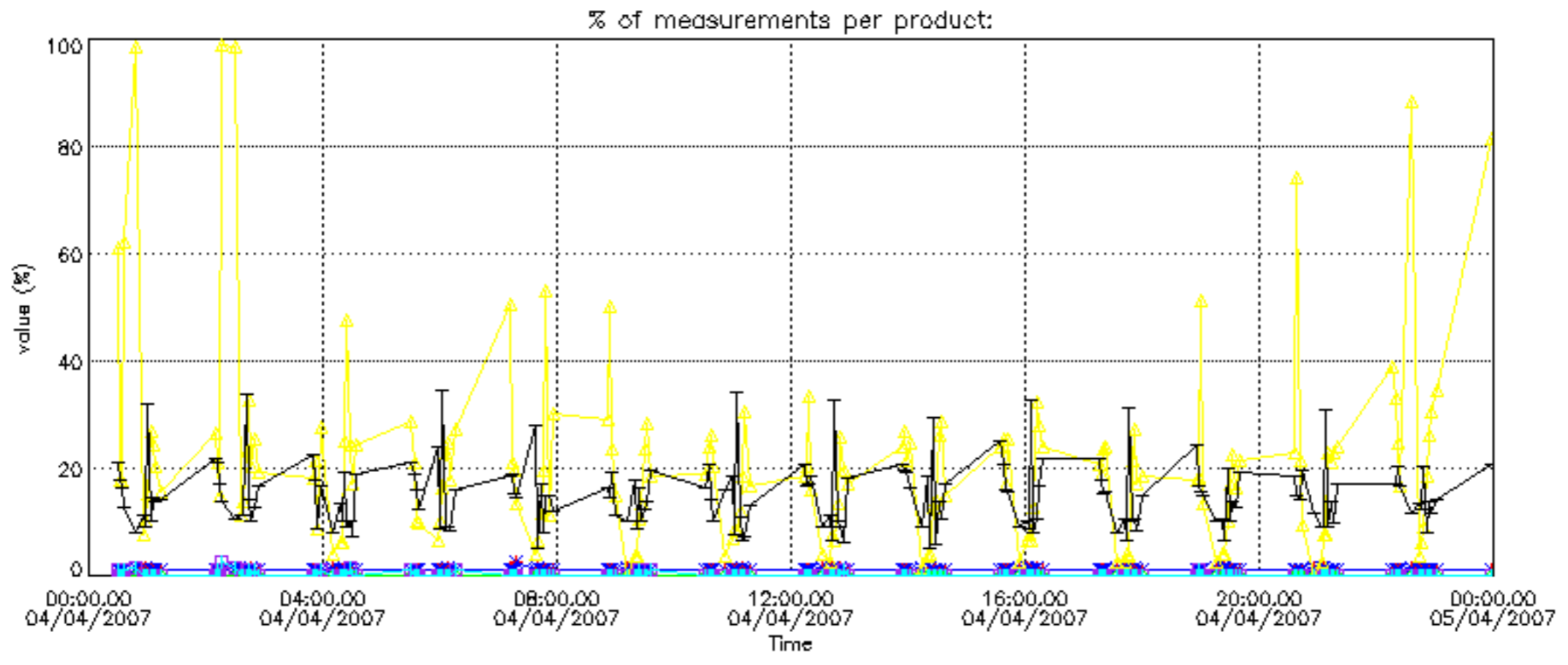


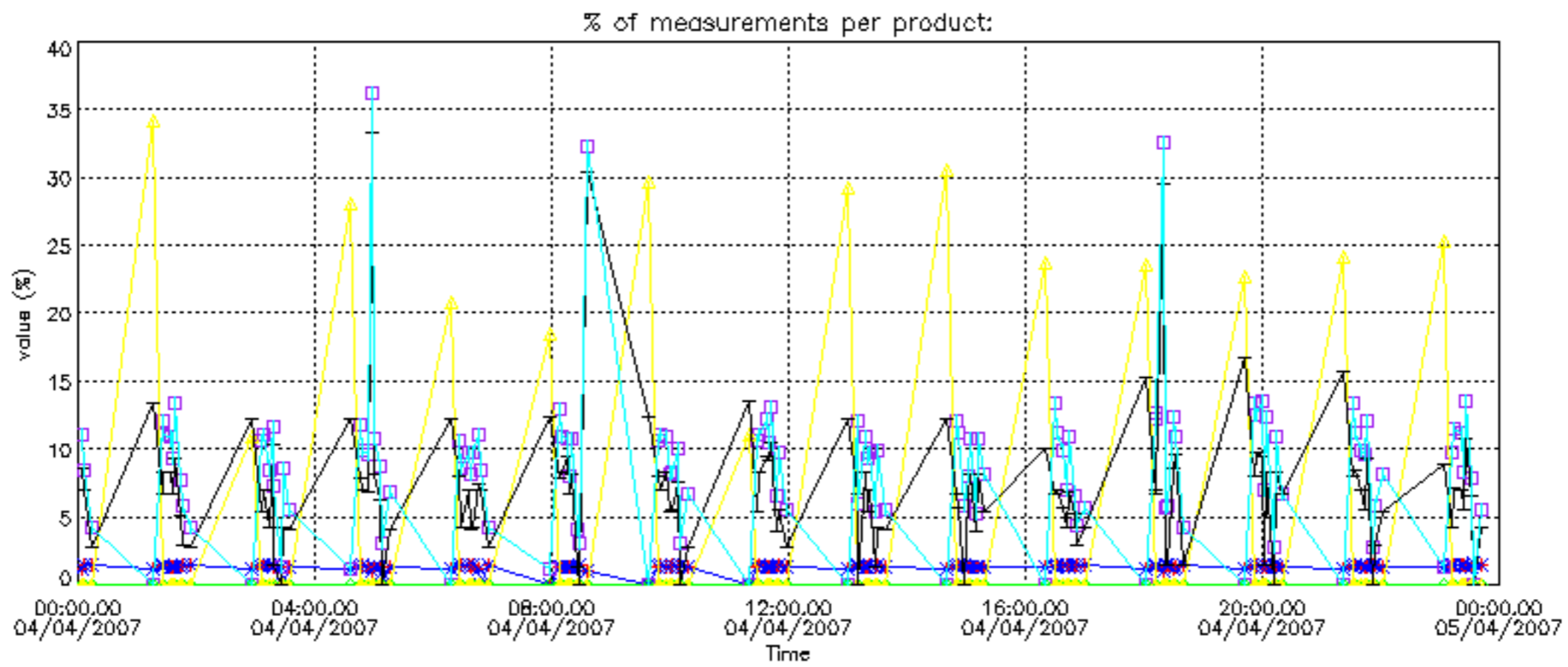
Percentage of flagged data per NO2 profile



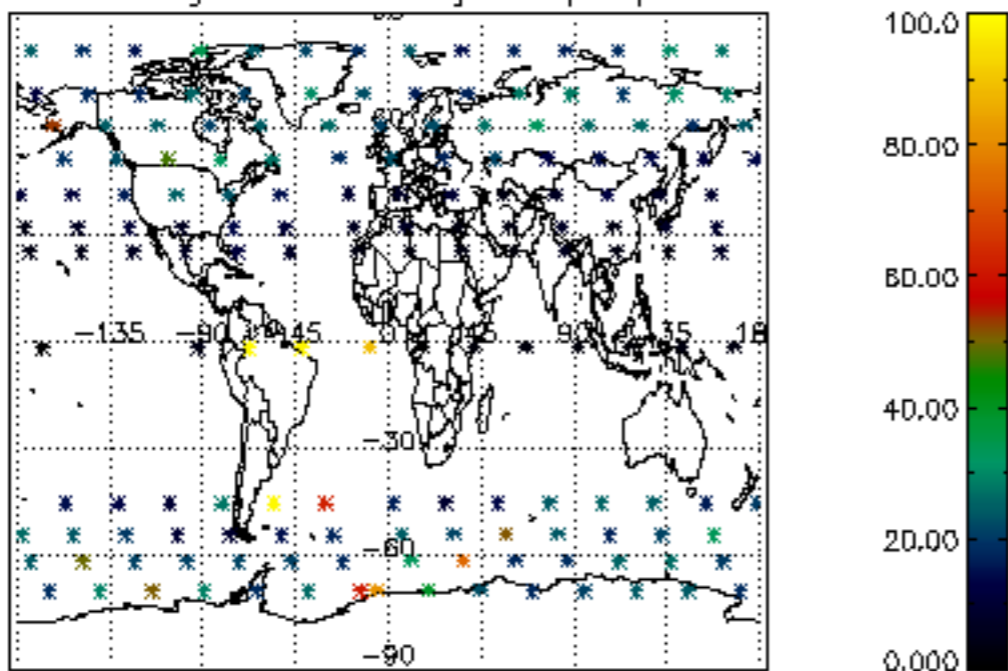
Percentage of flagged data per NO3 profile



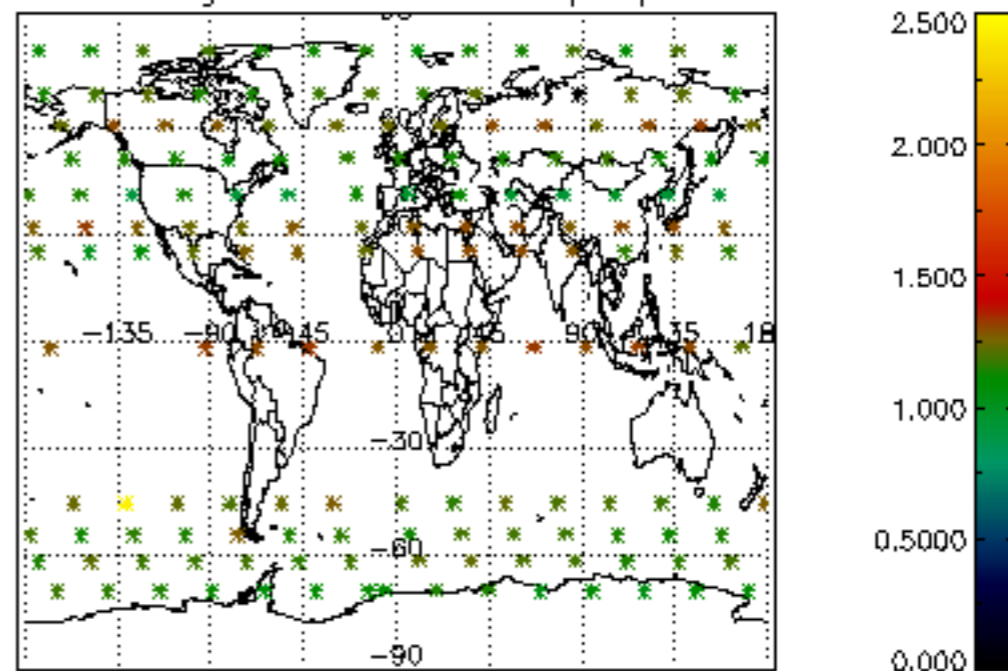




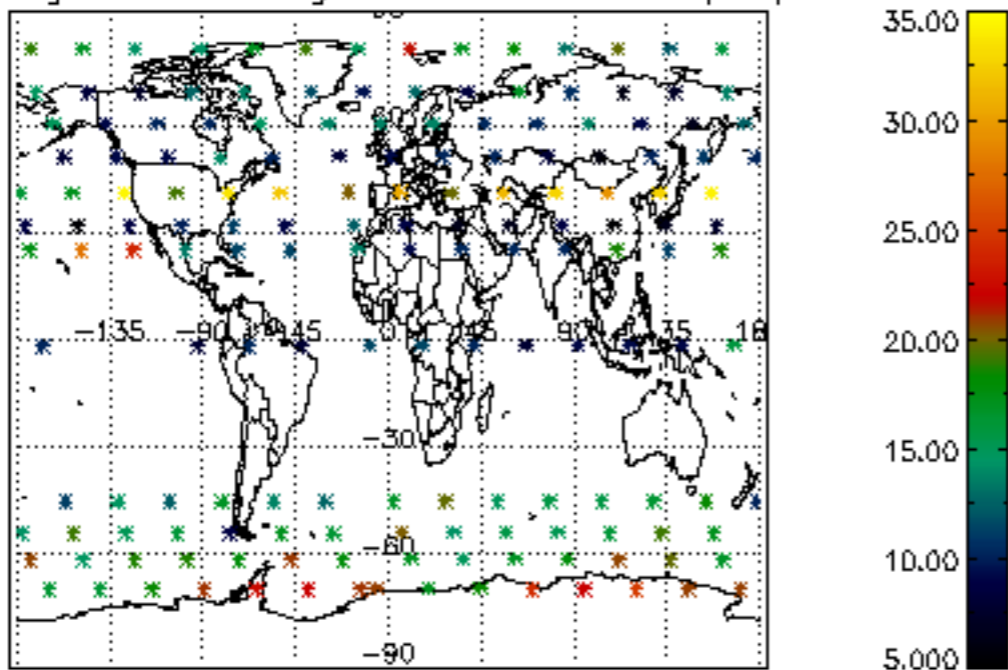
Percentage of cosmic ray hits per profile



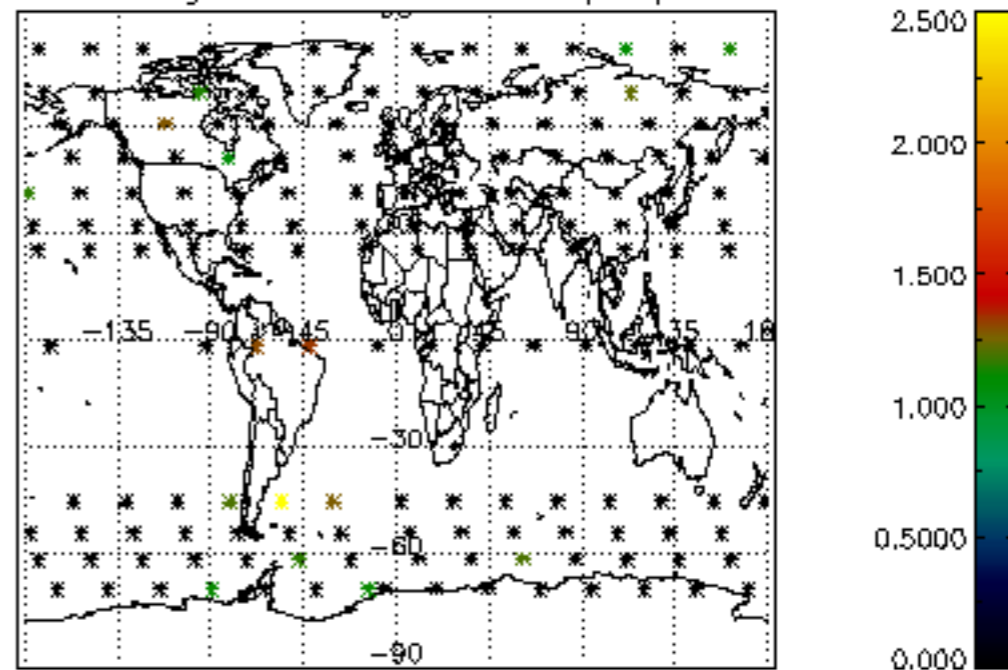
Percentage of datation errors per profile



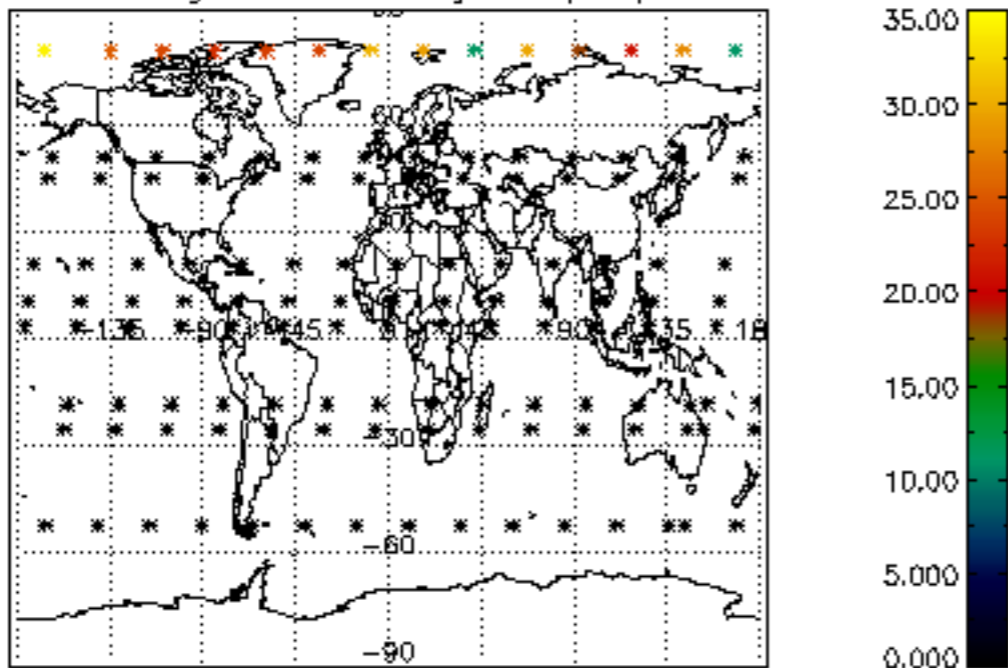
Percentage of star falling outside central band per profile



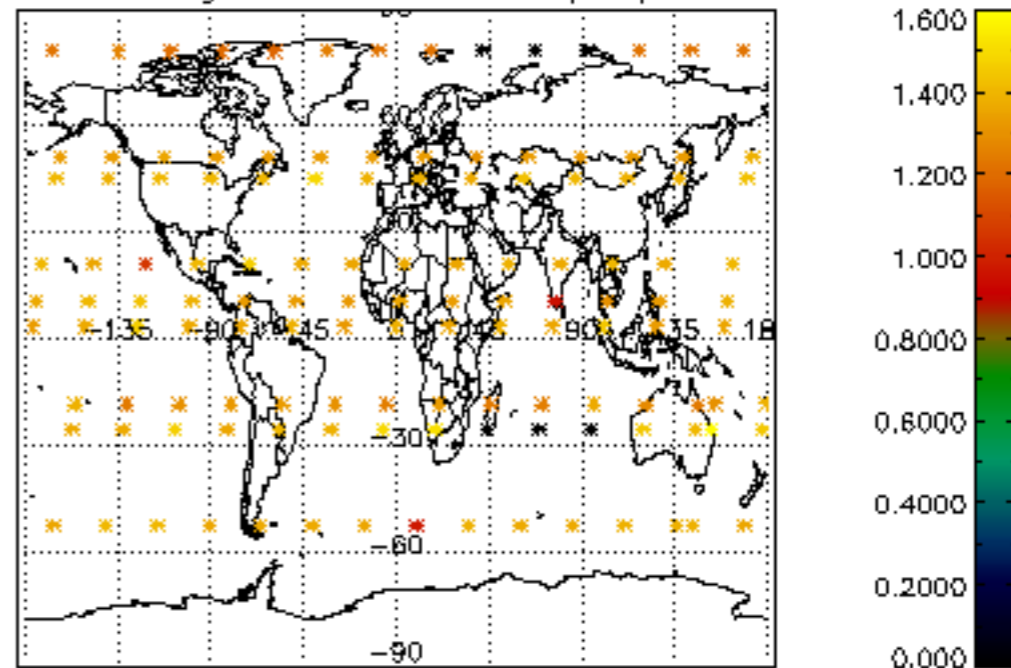
Percentage of saturation errors per profile



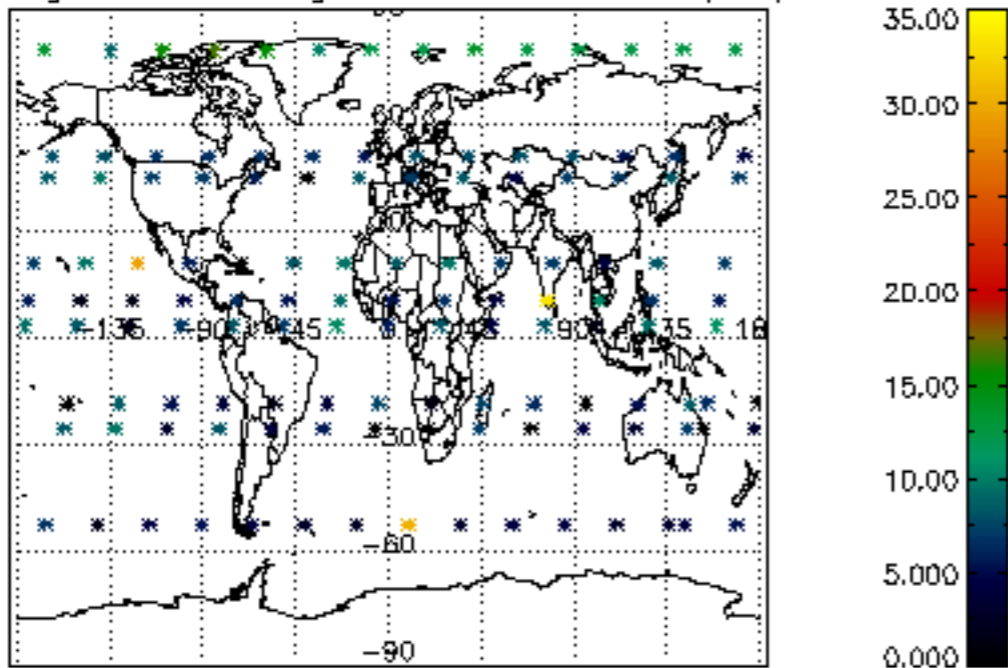
Percentage of cosmic ray hits per profile



Percentage of datation errors per profile



Percentage of star falling outside central band per profile



Percentage of saturation errors per profile

