

GOMOS Level 2 Daily Report

SUMMARY

[1. General Info](#)

[2. Summary of processed GOM_NL_2P products](#)

[3. Level 2 Quality information per product](#)

[3.1 Plot of level 2 quality information per product \(time dependant\)](#)

[3.2 Plot of level 2 quality information per product \(world map\)](#)

[4. Level 1 Quality information per product \(stored on level 2 products\)](#)

[4.1 Plot of level 1 quality information per product \(time dependant\)](#)

[4.1.1 Plot of level 1 quality information per product \(time dependant\): ASCENDING](#)

[4.1.2 Plot of level 1 quality information per product \(time dependant\): DESCENDING](#)

[4.2 Plot of level 1 quality information per product \(world map\)](#)

[4.2.1 Plot of level 1 quality information per product \(world map\): ASCENDING](#)

[4.2.2 Plot of level 1 quality information per product \(world map\): DESCENDING](#)

[5. Ozone profiles based on quality statistics and other trace gas profiles](#)

[5.1 Ozone statistics based on quality of products](#)

[5.2 Plot ozone profiles for all STD \(dark without errors\)](#)

[5.3 Plot ozone profiles where STD < 20% \(dark without errors\)](#)

[5.4. Plot ozone profiles where STD < 10% \(dark without errors\)](#)

[5.5. Plot ozone profiles where STD < 5% \(dark without errors\)](#)

[5.6 Plot NO2 profiles for all STD \(dark without errors\)](#)

[5.7 Plot NO3 profiles for all STD \(dark without errors\)](#)

[5.8 Plot H2O profiles \(only for occultations of stars 1,2,3,4,13,14,16,26,63 dark without errors\) for all STD](#)

[6. Auxiliary Data Files used for the production reported in section 2](#)

This report presents the daily analysis on parameters extracted from GOMOS level 2 data (GOM_NL__2P).
 It is intended to monitor some important parameters that will impact the quality of these products.
 A list of level 2 products (and content) that have arrived during the reporting day to the PCF is also given.

| Item | Value |
|---------------------------|---------------------------------|
| Time of report generation | 22APR2013 18:00:16 |
| Data source version | GOMOS/6.01 |
| Start time of products | 03-04-2007 (03APR2007 00:00:00) |
| Stop time of products | 04-04-2007 (04APR2007 00:00:00) |
| Store outputs in DB | Yes |
| Nb of level 2 prods | 202 |
| Nb of prods with errors | 0 |

2. Summary of processed GOM_NL__2P products.

| Nr | Filename | UTC Start time | Limb | Duration | Star Id | Star Name | Star Mag | Star Temp | Nb Meas | Orbit | Prod. error |
|----|--|----------------------|------------|----------|---------|-----------|-----------|-----------|---------|-------|-------------|
| 1 | GOM_NL__2PRFIN20070403_081003_000000422057_00007_26614_6479.N1 | 03-APR-2007 08:10:03 | Dark | 41.500 | 43 | Alp TrA | 1.9100 | 4250.0 | 83 | 26614 | No |
| 2 | GOM_NL__2PRFIN20070403_081157_000000372057_00007_26614_6480.N1 | 03-APR-2007 08:11:57 | Dark | 37.000 | 134 | Bet TrA | 2.8100 | 6600.0 | 74 | 26614 | No |
| 3 | GOM_NL__2PRFIN20070403_081434_000000442057_00007_26614_6481.N1 | 03-APR-2007 08:14:34 | Dark | 43.500 | 4 | Alp1Cen | -0.010000 | 5800.0 | 87 | 26614 | No |
| 4 | GOM_NL__2PRFIN20070403_081717_000000382057_00007_26614_6482.N1 | 03-APR-2007 08:17:17 | Straylight | 38.000 | 20 | Bet Cru | 1.2530 | 30000. | 76 | 26614 | No |
| 5 | GOM_NL__2PRFIN20070403_082010_000000402057_00007_26614_6483.N1 | 03-APR-2007 08:20:10 | Straylight | 40.000 | 64 | Gam Cen | 2.2000 | 10600. | 80 | 26614 | No |
| 6 | GOM_NL__2PRFIN20070403_082246_000000432057_00007_26614_6484.N1 | 03-APR-2007 08:22:46 | Straylight | 42.500 | 123 | lot Cen | 2.7500 | 10200. | 85 | 26614 | No |
| 7 | GOM_NL__2PRFIN20070403_082732_000000442057_00007_26614_6485.N1 | 03-APR-2007 08:27:32 | Twilight | 43.500 | 106 | 9Bet Crv | 2.6480 | 5600.0 | 87 | 26614 | No |
| 8 | GOM_NL__2PRFIN20070403_082928_000000422057_00007_26614_6486.N1 | 03-APR-2007 08:29:28 | Twilight | 41.500 | 100 | 4Gam Crv | 2.5800 | 13100. | 83 | 26614 | No |
| 9 | GOM_NL__2PRFIN20070403_083904_000000382057_00007_26614_6487.N1 | 03-APR-2007 08:39:04 | Bright | 38.000 | 62 | 94Bet Leo | 2.1360 | 9700.0 | 76 | 26614 | No |
| 10 | GOM_NL__2PRFIN20070403_084043_000000352057_00007_26614_6488.N1 | 03-APR-2007 08:40:43 | Bright | 34.500 | 96 | 68Del Leo | 2.5600 | 9300.0 | 69 | 26614 | No |
| 11 | GOM_NL__2PRFIN20070403_084731_000000372057_00007_26614_6489.N1 | 03-APR-2007 08:47:31 | Bright | 36.500 | 174 | 52Psi UMa | 3.0040 | 4400.0 | 73 | 26614 | No |
| 12 | GOM_NL__2PRFIN20070403_085029_000000362057_00007_26614_6490.N1 | 03-APR-2007 08:50:29 | Bright | 36.000 | 87 | 64Gam UMa | 2.4330 | 11000. | 72 | 26614 | No |
| 13 | GOM_NL__2PRFIN20070403_085223_000000362057_00007_26614_6491.N1 | 03-APR-2007 08:52:23 | Bright | 36.000 | 36 | 50Alp UMa | 1.8000 | 6300.0 | 72 | 26614 | No |
| 14 | GOM_NL__2PRFIN20070403_085835_000000382057_00007_26614_6492.N1 | 03-APR-2007 08:58:35 | Bright | 37.500 | 60 | 7Bet UMi | 2.0810 | 3950.0 | 75 | 26614 | No |
| 15 | GOM_NL__2PRFIN20070403_090027_000000342057_00007_26614_6493.N1 | 03-APR-2007 09:00:27 | Bright | 34.000 | 49 | 1Alp UMi | 1.9900 | 6300.0 | 68 | 26614 | No |
| 16 | GOM_NL__2PRFIN20070403_090807_000000552057_00007_26614_6494.N1 | 03-APR-2007 09:08:07 | Bright | 55.000 | 89 | 5Alp Cep | 2.4510 | 8000.0 | 110 | 26614 | No |
| 17 | GOM_NL__2PRFIN20070403_092341_000000442057_00007_26614_6495.N1 | 03-APR-2007 09:23:41 | Twilight | 44.000 | 61 | 8Eps Peg | 2.1000 | 3900.0 | 88 | 26614 | No |
| 18 | GOM_NL__2PRFIN20070403_092611_000000432057_00007_26614_6496.N1 | 03-APR-2007 09:26:11 | Twilight | 42.500 | 162 | 34Alp Aqr | 2.9440 | 5350.0 | 85 | 26614 | No |
| 19 | GOM_NL__2PRFIN20070403_092819_000000432057_00007_26614_6497.N1 | 03-APR-2007 09:28:19 | Dark | 43.000 | 154 | 22Bet Aqr | 2.8990 | 5700.0 | 86 | 26614 | No |
| 20 | GOM_NL__2PRFIN20070403_093052_000000412057_00007_26614_6498.N1 | 03-APR-2007 09:30:52 | Dark | 40.500 | 142 | 49Del Cap | 2.8500 | 8900.0 | 81 | 26614 | No |
| 21 | GOM_NL__2PRFIN20070403_094308_000000402057_00007_26614_6499.N1 | 03-APR-2007 09:43:08 | Dark | 39.500 | 45 | Alp Pav | 1.9400 | 26000. | 79 | 26614 | No |
| 22 | GOM_NL__2PRFIN20070403_095040_000000392057_00008_26615_6504.N1 | 03-APR-2007 09:50:40 | Dark | 39.000 | 43 | Alp TrA | 1.9100 | 4250.0 | 78 | 26615 | No |
| 23 | GOM_NL__2PRFIN20070403_095233_000000392057_00008_26615_6505.N1 | 03-APR-2007 09:52:33 | Dark | 39.000 | 134 | Bet TrA | 2.8100 | 6600.0 | 78 | 26615 | No |
| 24 | GOM_NL__2PRFIN20070403_095510_000000482057_00008_26615_6506.N1 | 03-APR-2007 09:55:10 | Dark | 48.000 | 4 | Alp1Cen | -0.010000 | 5800.0 | 96 | 26615 | No |
| 25 | GOM_NL__2PRFIN20070403_095753_000000382057_00008_26615_6507.N1 | 03-APR-2007 09:57:53 | Straylight | 37.500 | 20 | Bet Cru | 1.2530 | 30000. | 75 | 26615 | No |
| 26 | GOM_NL__2PRFIN20070403_100046_000000382057_00008_26615_6508.N1 | 03-APR-2007 10:00:46 | Straylight | 37.500 | 64 | Gam Cen | 2.2000 | 10600. | 75 | 26615 | No |
| 27 | GOM_NL__2PRFIN20070403_100322_000000412057_00008_26615_6509.N1 | 03-APR-2007 10:03:22 | Straylight | 41.000 | 123 | lot Cen | 2.7500 | 10200. | 82 | 26615 | No |
| 28 | GOM_NL__2PRFIN20070403_100808_000000442057_00008_26615_6510.N1 | 03-APR-2007 10:08:08 | Twilight | 43.500 | 106 | 9Bet Crv | 2.6480 | 5600.0 | 87 | 26615 | No |
| 29 | GOM_NL__2PRFIN20070403_101005_000000382057_00008_26615_6511.N1 | 03-APR-2007 10:10:05 | Twilight | 38.000 | 100 | 4Gam Crv | 2.5800 | 13100. | 76 | 26615 | No |
| 30 | GOM_NL__2PRFIN20070403_101940_000000392057_00008_26615_6512.N1 | 03-APR-2007 10:19:40 | Bright | 38.500 | 62 | 94Bet Leo | 2.1360 | 9700.0 | 77 | 26615 | No |
| 31 | GOM_NL__2PRFIN20070403_102119_000000352057_00008_26615_6513.N1 | 03-APR-2007 10:21:19 | Bright | 34.500 | 96 | 68Del Leo | 2.5600 | 9300.0 | 69 | 26615 | No |
| 32 | GOM_NL__2PRFIN20070403_102807_000000362057_00008_26615_6514.N1 | 03-APR-2007 10:28:07 | Bright | 35.500 | 174 | 52Psi UMa | 3.0040 | 4400.0 | 71 | 26615 | No |
| 33 | GOM_NL__2PRFIN20070403_103104_000000362057_00008_26615_6515.N1 | 03-APR-2007 10:31:04 | Bright | 36.000 | 87 | 64Gam UMa | 2.4330 | 11000. | 72 | 26615 | No |
| 34 | GOM_NL__2PRFIN20070403_103259_000000372057_00008_26615_6516.N1 | 03-APR-2007 10:32:59 | Bright | 37.000 | 36 | 50Alp UMa | 1.8000 | 6300.0 | 74 | 26615 | No |
| 35 | GOM_NL__2PRFIN20070403_103911_000000362057_00008_26615_6517.N1 | 03-APR-2007 10:39:11 | Bright | 36.000 | 60 | 7Bet UMi | 2.0810 | 3950.0 | 72 | 26615 | No |
| 36 | GOM_NL__2PRFIN20070403_104103_000000352057_00008_26615_6518.N1 | 03-APR-2007 10:41:03 | Bright | 35.000 | 49 | 1Alp UMi | 1.9900 | 6300.0 | 70 | 26615 | No |
| 37 | GOM_NL__2PRFIN20070403_104842_000000382057_00008_26615_6519.N1 | 03-APR-2007 10:48:42 | Bright | 37.500 | 89 | 5Alp Cep | 2.4510 | 8000.0 | 75 | 26615 | No |
| 38 | GOM_NL__2PRFIN20070403_110417_000000452057_00008_26615_6520.N1 | 03-APR-2007 11:04:17 | Twilight | 44.500 | 61 | 8Eps Peg | 2.1000 | 3900.0 | 89 | 26615 | No |
| 39 | GOM_NL__2PRFIN20070403_110647_000000402057_00008_26615_6521.N1 | 03-APR-2007 11:06:47 | Twilight | 40.000 | 162 | 34Alp Aqr | 2.9440 | 5350.0 | 80 | 26615 | No |
| 40 | GOM_NL__2PRFIN20070403_110855_000000422057_00008_26615_6522.N1 | 03-APR-2007 11:08:55 | Dark | 42.000 | 154 | 22Bet Aqr | 2.8990 | 5700.0 | 84 | 26615 | No |
| 41 | GOM_NL__2PRFIN20070403_111128_000000412057_00008_26615_6523.N1 | 03-APR-2007 11:11:28 | Dark | 40.500 | 142 | 49Del Cap | 2.8500 | 8900.0 | 81 | 26615 | No |
| 42 | GOM_NL__2PRFIN20070403_112345_000000362057_00008_26615_6524.N1 | 03-APR-2007 11:23:45 | Dark | 36.000 | 45 | Alp Pav | 1.9400 | 26000. | 72 | 26615 | No |

| | | | | | | | | | | | |
|-----|--|----------------------|----------------|--------|-----|-----------|-----------|--------|-----|-------|----|
| 43 | GOM_NL__2PRFIN20070403_113116_000000392057_00009_26616_6528.N1 | 03-APR-2007 11:31:16 | Dark | 39.000 | 43 | Alp TrA | 1.9100 | 4250.0 | 78 | 26616 | No |
| 44 | GOM_NL__2PRFIN20070403_113310_000000382057_00009_26616_6529.N1 | 03-APR-2007 11:33:10 | Dark | 37.500 | 134 | Bet TrA | 2.8100 | 6600.0 | 75 | 26616 | No |
| 45 | GOM_NL__2PRFIN20070403_113547_000000432057_00009_26616_6530.N1 | 03-APR-2007 11:35:47 | Dark | 42.500 | 4 | Alp1Cen | -0.010000 | 5800.0 | 85 | 26616 | No |
| 46 | GOM_NL__2PRFIN20070403_113829_000000432057_00009_26616_6531.N1 | 03-APR-2007 11:38:29 | Straylight | 43.000 | 20 | Bet Cru | 1.2530 | 30000. | 86 | 26616 | No |
| 47 | GOM_NL__2PRFIN20070403_114121_000000382057_00009_26616_6532.N1 | 03-APR-2007 11:41:21 | Straylight | 37.500 | 64 | Gam Cen | 2.2000 | 10600. | 75 | 26616 | No |
| 48 | GOM_NL__2PRFIN20070403_114357_000000422057_00009_26616_6533.N1 | 03-APR-2007 11:43:57 | Straylight | 41.500 | 123 | lot Cen | 2.7500 | 10200. | 83 | 26616 | No |
| 49 | GOM_NL__2PRFIN20070403_114844_000000442057_00009_26616_6534.N1 | 03-APR-2007 11:48:44 | Tw_i_and_stray | 44.000 | 106 | 9Bet Crv | 2.6480 | 5600.0 | 88 | 26616 | No |
| 50 | GOM_NL__2PRFIN20070403_115040_000000422057_00009_26616_6535.N1 | 03-APR-2007 11:50:40 | Tw_i_and_stray | 41.500 | 100 | 4Gam Crv | 2.5800 | 13100. | 83 | 26616 | No |
| 51 | GOM_NL__2PRFIN20070403_120016_000000382057_00009_26616_6536.N1 | 03-APR-2007 12:00:16 | Bright | 37.500 | 62 | 94Bet Leo | 2.1360 | 9700.0 | 75 | 26616 | No |
| 52 | GOM_NL__2PRFIN20070403_120155_000000362057_00009_26616_6537.N1 | 03-APR-2007 12:01:55 | Bright | 35.500 | 96 | 68Del Leo | 2.5600 | 9300.0 | 71 | 26616 | No |
| 53 | GOM_NL__2PRFIN20070403_120842_000000362057_00009_26616_6538.N1 | 03-APR-2007 12:08:42 | Bright | 35.500 | 174 | 52Psi UMa | 3.0040 | 4400.0 | 71 | 26616 | No |
| 54 | GOM_NL__2PRFIN20070403_121139_000000372057_00009_26616_6539.N1 | 03-APR-2007 12:11:39 | Bright | 37.000 | 87 | 64Gam UMa | 2.4330 | 11000. | 74 | 26616 | No |
| 55 | GOM_NL__2PRFIN20070403_121334_000000382057_00009_26616_6540.N1 | 03-APR-2007 12:13:34 | Bright | 37.500 | 36 | 50Alp UMa | 1.8000 | 6300.0 | 75 | 26616 | No |
| 56 | GOM_NL__2PRFIN20070403_121946_000000402057_00009_26616_6541.N1 | 03-APR-2007 12:19:46 | Bright | 40.000 | 60 | 7Bet UMi | 2.0810 | 3950.0 | 80 | 26616 | No |
| 57 | GOM_NL__2PRFIN20070403_122138_000000332057_00009_26616_6542.N1 | 03-APR-2007 12:21:38 | Bright | 33.000 | 49 | 1Alp UMi | 1.9900 | 6300.0 | 66 | 26616 | No |
| 58 | GOM_NL__2PRFIN20070403_122918_000000362057_00009_26616_6543.N1 | 03-APR-2007 12:29:18 | Bright | 35.500 | 89 | 5Alp Cep | 2.4510 | 8000.0 | 71 | 26616 | No |
| 59 | GOM_NL__2PRFIN20070403_124453_000000442057_00009_26616_6544.N1 | 03-APR-2007 12:44:53 | Tw_i_and_stray | 43.500 | 61 | 8Eps Peg | 2.1000 | 3900.0 | 87 | 26616 | No |
| 60 | GOM_NL__2PRFIN20070403_124723_000000402057_00009_26616_6545.N1 | 03-APR-2007 12:47:23 | Twilight | 40.000 | 162 | 34Alp Aqr | 2.9440 | 5350.0 | 80 | 26616 | No |
| 61 | GOM_NL__2PRFIN20070403_124931_000000432057_00009_26616_6546.N1 | 03-APR-2007 12:49:31 | Dark | 43.000 | 154 | 22Bet Aqr | 2.8990 | 5700.0 | 86 | 26616 | No |
| 62 | GOM_NL__2PRFIN20070403_125204_000000412057_00009_26616_6547.N1 | 03-APR-2007 12:52:04 | Dark | 41.000 | 142 | 49Del Cap | 2.8500 | 8900.0 | 82 | 26616 | No |
| 63 | GOM_NL__2PRFIN20070403_130420_000000382057_00009_26616_6548.N1 | 03-APR-2007 13:04:20 | Dark | 37.500 | 45 | Alp Pav | 1.9400 | 26000. | 75 | 26616 | No |
| 64 | GOM_NL__2PRFIN20070403_131152_000000422057_00010_26617_6546.N1 | 03-APR-2007 13:11:52 | Dark | 41.500 | 43 | Alp TrA | 1.9100 | 4250.0 | 83 | 26617 | No |
| 65 | GOM_NL__2PRFIN20070403_131345_000000392057_00010_26617_6547.N1 | 03-APR-2007 13:13:45 | Dark | 38.500 | 134 | Bet TrA | 2.8100 | 6600.0 | 77 | 26617 | No |
| 66 | GOM_NL__2PRFIN20070403_131622_000000542057_00010_26617_6548.N1 | 03-APR-2007 13:16:22 | Straylight | 53.500 | 4 | Alp1Cen | -0.010000 | 5800.0 | 107 | 26617 | No |
| 67 | GOM_NL__2PRFIN20070403_131905_000000382057_00010_26617_6549.N1 | 03-APR-2007 13:19:05 | Straylight | 37.500 | 20 | Bet Cru | 1.2530 | 30000. | 75 | 26617 | No |
| 68 | GOM_NL__2PRFIN20070403_132157_000000382057_00010_26617_6550.N1 | 03-APR-2007 13:21:57 | Straylight | 37.500 | 64 | Gam Cen | 2.2000 | 10600. | 75 | 26617 | No |
| 69 | GOM_NL__2PRFIN20070403_132434_000000432057_00010_26617_6551.N1 | 03-APR-2007 13:24:34 | Straylight | 43.000 | 123 | lot Cen | 2.7500 | 10200. | 86 | 26617 | No |
| 70 | GOM_NL__2PRFIN20070403_132920_000000422057_00010_26617_6552.N1 | 03-APR-2007 13:29:20 | Tw_i_and_stray | 41.500 | 106 | 9Bet Crv | 2.6480 | 5600.0 | 83 | 26617 | No |
| 71 | GOM_NL__2PRFIN20070403_133116_000000412057_00010_26617_6553.N1 | 03-APR-2007 13:31:16 | Tw_i_and_stray | 41.000 | 100 | 4Gam Crv | 2.5800 | 13100. | 82 | 26617 | No |
| 72 | GOM_NL__2PRFIN20070403_134052_000000372057_00010_26617_6554.N1 | 03-APR-2007 13:40:52 | Bright | 37.000 | 62 | 94Bet Leo | 2.1360 | 9700.0 | 74 | 26617 | No |
| 73 | GOM_NL__2PRFIN20070403_134231_000000362057_00010_26617_6555.N1 | 03-APR-2007 13:42:31 | Bright | 35.500 | 96 | 68Del Leo | 2.5600 | 9300.0 | 71 | 26617 | No |
| 74 | GOM_NL__2PRFIN20070403_134918_000000352057_00010_26617_6556.N1 | 03-APR-2007 13:49:18 | Bright | 35.000 | 174 | 52Psi UMa | 3.0040 | 4400.0 | 70 | 26617 | No |
| 75 | GOM_NL__2PRFIN20070403_135215_000000372057_00010_26617_6557.N1 | 03-APR-2007 13:52:15 | Bright | 37.000 | 87 | 64Gam UMa | 2.4330 | 11000. | 74 | 26617 | No |
| 76 | GOM_NL__2PRFIN20070403_135410_000000372057_00010_26617_6558.N1 | 03-APR-2007 13:54:10 | Bright | 37.000 | 36 | 50Alp UMa | 1.8000 | 6300.0 | 74 | 26617 | No |
| 77 | GOM_NL__2PRFIN20070403_140021_000000362057_00010_26617_6559.N1 | 03-APR-2007 14:00:21 | Bright | 35.500 | 60 | 7Bet UMi | 2.0810 | 3950.0 | 71 | 26617 | No |
| 78 | GOM_NL__2PRFIN20070403_140214_000000342057_00010_26617_6560.N1 | 03-APR-2007 14:02:14 | Bright | 33.500 | 49 | 1Alp UMi | 1.9900 | 6300.0 | 67 | 26617 | No |
| 79 | GOM_NL__2PRFIN20070403_140954_000000552057_00010_26617_6561.N1 | 03-APR-2007 14:09:54 | Bright | 55.000 | 89 | 5Alp Cep | 2.4510 | 8000.0 | 110 | 26617 | No |
| 80 | GOM_NL__2PRFIN20070403_142529_000000442057_00010_26617_6562.N1 | 03-APR-2007 14:25:29 | Tw_i_and_stray | 44.000 | 61 | 8Eps Peg | 2.1000 | 3900.0 | 88 | 26617 | No |
| 81 | GOM_NL__2PRFIN20070403_142759_000000402057_00010_26617_6563.N1 | 03-APR-2007 14:27:59 | Twilight | 40.000 | 162 | 34Alp Aqr | 2.9440 | 5350.0 | 80 | 26617 | No |
| 82 | GOM_NL__2PRFIN20070403_143008_000000432057_00010_26617_6564.N1 | 03-APR-2007 14:30:08 | Dark | 43.000 | 154 | 22Bet Aqr | 2.8990 | 5700.0 | 86 | 26617 | No |
| 83 | GOM_NL__2PRFIN20070403_143240_000000402057_00010_26617_6565.N1 | 03-APR-2007 14:32:40 | Dark | 40.000 | 142 | 49Del Cap | 2.8500 | 8900.0 | 80 | 26617 | No |
| 84 | GOM_NL__2PRFIN20070403_144457_000000382057_00010_26617_6566.N1 | 03-APR-2007 14:44:57 | Dark | 38.000 | 45 | Alp Pav | 1.9400 | 26000. | 76 | 26617 | No |
| 85 | GOM_NL__2PRFIN20070403_145228_000000422057_00011_26618_6562.N1 | 03-APR-2007 14:52:28 | Dark | 41.500 | 43 | Alp TrA | 1.9100 | 4250.0 | 83 | 26618 | No |
| 86 | GOM_NL__2PRFIN20070403_145422_000000392057_00011_26618_6563.N1 | 03-APR-2007 14:54:22 | Dark | 38.500 | 134 | Bet TrA | 2.8100 | 6600.0 | 77 | 26618 | No |
| 87 | GOM_NL__2PRFIN20070403_145659_000000482057_00011_26618_6564.N1 | 03-APR-2007 14:56:59 | Straylight | 47.500 | 4 | Alp1Cen | -0.010000 | 5800.0 | 95 | 26618 | No |
| 88 | GOM_NL__2PRFIN20070403_145941_000000442057_00011_26618_6565.N1 | 03-APR-2007 14:59:41 | Straylight | 44.000 | 20 | Bet Cru | 1.2530 | 30000. | 88 | 26618 | No |
| 89 | GOM_NL__2PRFIN20070403_150234_000000402057_00011_26618_6566.N1 | 03-APR-2007 15:02:34 | Straylight | 40.000 | 64 | Gam Cen | 2.2000 | 10600. | 80 | 26618 | No |
| 90 | GOM_NL__2PRFIN20070403_150510_000000422057_00011_26618_6567.N1 | 03-APR-2007 15:05:10 | Straylight | 41.500 | 123 | lot Cen | 2.7500 | 10200. | 83 | 26618 | No |
| 91 | GOM_NL__2PRFIN20070403_150956_000000442057_00011_26618_6568.N1 | 03-APR-2007 15:09:56 | Tw_i_and_stray | 43.500 | 106 | 9Bet Crv | 2.6480 | 5600.0 | 87 | 26618 | No |
| 92 | GOM_NL__2PRFIN20070403_151152_000000442057_00011_26618_6569.N1 | 03-APR-2007 15:11:52 | Tw_i_and_stray | 43.500 | 100 | 4Gam Crv | 2.5800 | 13100. | 87 | 26618 | No |
| 93 | GOM_NL__2PRFIN20070403_152127_000000382057_00011_26618_6570.N1 | 03-APR-2007 15:21:27 | Bright | 37.500 | 62 | 94Bet Leo | 2.1360 | 9700.0 | 75 | 26618 | No |
| 94 | GOM_NL__2PRFIN20070403_152307_000000362057_00011_26618_6571.N1 | 03-APR-2007 15:23:07 | Bright | 35.500 | 96 | 68Del Leo | 2.5600 | 9300.0 | 71 | 26618 | No |
| 95 | GOM_NL__2PRFIN20070403_152954_000000342057_00011_26618_6572.N1 | 03-APR-2007 15:29:54 | Bright | 34.000 | 174 | 52Psi UMa | 3.0040 | 4400.0 | 68 | 26618 | No |
| 96 | GOM_NL__2PRFIN20070403_153251_000000372057_00011_26618_6573.N1 | 03-APR-2007 15:32:51 | Bright | 37.000 | 87 | 64Gam UMa | 2.4330 | 11000. | 74 | 26618 | No |
| 97 | GOM_NL__2PRFIN20070403_153446_000000382057_00011_26618_6574.N1 | 03-APR-2007 15:34:46 | Bright | 37.500 | 36 | 50Alp UMa | 1.8000 | 6300.0 | 75 | 26618 | No |
| 98 | GOM_NL__2PRFIN20070403_154057_000000402057_00011_26618_6575.N1 | 03-APR-2007 15:40:57 | Bright | 39.500 | 60 | 7Bet UMi | 2.0810 | 3950.0 | 79 | 26618 | No |
| 99 | GOM_NL__2PRFIN20070403_154250_000000362057_00011_26618_6576.N1 | 03-APR-2007 15:42:50 | Bright | 35.500 | 49 | 1Alp UMi | 1.9900 | 6300.0 | 71 | 26618 | No |
| 100 | GOM_NL__2PRFIN20070403_155030_000000362057_00011_26618_6577.N1 | 03-APR-2007 15:50:30 | Bright | 36.000 | 89 | 5Alp Cep | 2.4510 | 8000.0 | 72 | 26618 | No |
| 101 | GOM_NL__2PRFIN20070403_160605_000000462057_00011_26618_6578.N1 | 03-APR-2007 16:06:05 | Tw_i_and_stray | 45.500 | 61 | 8Eps Peg | 2.1000 | 3900.0 | 91 | 26618 | No |

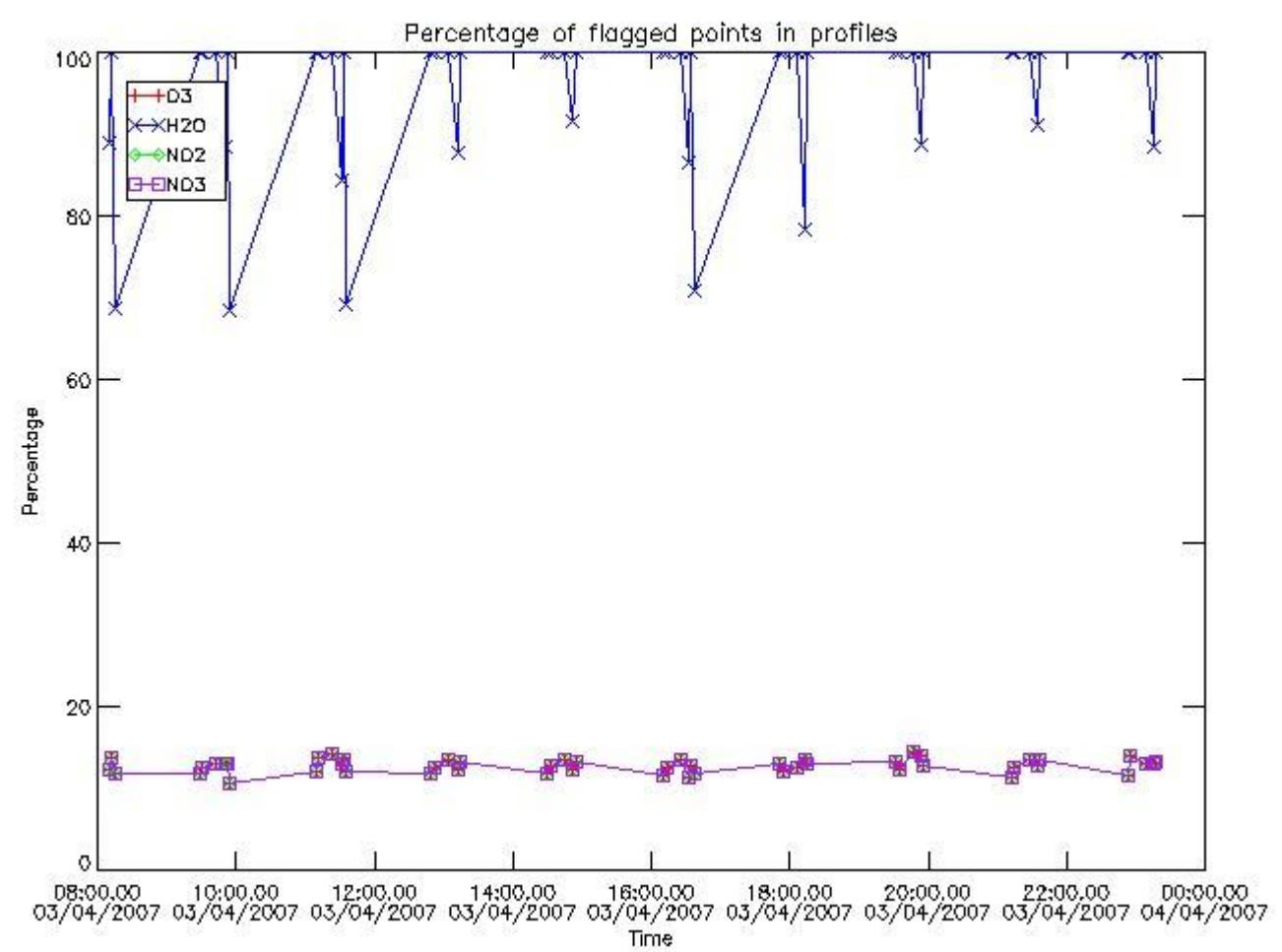
| | | | | | | | | | | | |
|-----|--|----------------------|----------------|--------|-----|-----------|-----------|--------|-----|-------|----|
| 102 | GOM_NL__2PRFIN20070403_160835_000000412057_00011_26618_6579.N1 | 03-APR-2007 16:08:35 | Twilight | 41.000 | 162 | 34Alp Aqr | 2.9440 | 5350.0 | 82 | 26618 | No |
| 103 | GOM_NL__2PRFIN20070403_161044_000000452057_00011_26618_6580.N1 | 03-APR-2007 16:10:44 | Dark | 44.500 | 154 | 22Bet Aqr | 2.8990 | 5700.0 | 89 | 26618 | No |
| 104 | GOM_NL__2PRFIN20070403_161317_000000412057_00011_26618_6581.N1 | 03-APR-2007 16:13:17 | Dark | 41.000 | 142 | 49Del Cap | 2.8500 | 8900.0 | 82 | 26618 | No |
| 105 | GOM_NL__2PRFIN20070403_162533_000000382057_00011_26618_6582.N1 | 03-APR-2007 16:25:33 | Dark | 38.000 | 45 | Alp Pav | 1.9400 | 26000. | 76 | 26618 | No |
| 106 | GOM_NL__2PRFIN20070403_163305_000000452057_00012_26619_6579.N1 | 03-APR-2007 16:33:05 | Dark | 45.000 | 43 | Alp TrA | 1.9100 | 4250.0 | 90 | 26619 | No |
| 107 | GOM_NL__2PRFIN20070403_163458_000000402057_00012_26619_6580.N1 | 03-APR-2007 16:34:58 | Dark | 40.000 | 134 | Bet TrA | 2.8100 | 6600.0 | 80 | 26619 | No |
| 108 | GOM_NL__2PRFIN20070403_163735_000000442057_00012_26619_6581.N1 | 03-APR-2007 16:37:35 | Dark | 43.500 | 4 | Alp1Cen | -0.010000 | 5800.0 | 87 | 26619 | No |
| 109 | GOM_NL__2PRFIN20070403_164017_000000412057_00012_26619_6582.N1 | 03-APR-2007 16:40:17 | Straylight | 41.000 | 20 | Bet Cru | 1.2530 | 30000. | 82 | 26619 | No |
| 110 | GOM_NL__2PRFIN20070403_164310_000000382057_00012_26619_6583.N1 | 03-APR-2007 16:43:10 | Straylight | 38.000 | 64 | Gam Cen | 2.2000 | 10600. | 76 | 26619 | No |
| 111 | GOM_NL__2PRFIN20070403_164546_000000412057_00012_26619_6584.N1 | 03-APR-2007 16:45:46 | Straylight | 41.000 | 123 | lot Cen | 2.7500 | 10200. | 82 | 26619 | No |
| 112 | GOM_NL__2PRFIN20070403_165032_000000462057_00012_26619_6585.N1 | 03-APR-2007 16:50:32 | Tw_i_and_stray | 45.500 | 106 | 9Bet Crv | 2.6480 | 5600.0 | 91 | 26619 | No |
| 113 | GOM_NL__2PRFIN20070403_165228_000000412057_00012_26619_6586.N1 | 03-APR-2007 16:52:28 | Tw_i_and_stray | 41.000 | 100 | 4Gam Crv | 2.5800 | 13100. | 82 | 26619 | No |
| 114 | GOM_NL__2PRFIN20070403_170203_000000372057_00012_26619_6587.N1 | 03-APR-2007 17:02:03 | Bright | 37.000 | 62 | 94Bet Leo | 2.1360 | 9700.0 | 74 | 26619 | No |
| 115 | GOM_NL__2PRFIN20070403_170343_000000362057_00012_26619_6588.N1 | 03-APR-2007 17:03:43 | Bright | 35.500 | 96 | 68Del Leo | 2.5600 | 9300.0 | 71 | 26619 | No |
| 116 | GOM_NL__2PRFIN20070403_171030_000000362057_00012_26619_6589.N1 | 03-APR-2007 17:10:30 | Bright | 36.000 | 174 | 52Psi UMa | 3.0040 | 4400.0 | 72 | 26619 | No |
| 117 | GOM_NL__2PRFIN20070403_171327_000000372057_00012_26619_6590.N1 | 03-APR-2007 17:13:27 | Bright | 37.000 | 87 | 64Gam UMa | 2.4330 | 11000. | 74 | 26619 | No |
| 118 | GOM_NL__2PRFIN20070403_171522_000000382057_00012_26619_6591.N1 | 03-APR-2007 17:15:22 | Bright | 38.000 | 36 | 50Alp UMa | 1.8000 | 6300.0 | 76 | 26619 | No |
| 119 | GOM_NL__2PRFIN20070403_172133_000000382057_00012_26619_6592.N1 | 03-APR-2007 17:21:33 | Bright | 38.000 | 60 | 7Bet UMi | 2.0810 | 3950.0 | 76 | 26619 | No |
| 120 | GOM_NL__2PRFIN20070403_172326_000000372057_00012_26619_6593.N1 | 03-APR-2007 17:23:26 | Bright | 36.500 | 49 | 1Alp UMi | 1.9900 | 6300.0 | 73 | 26619 | No |
| 121 | GOM_NL__2PRFIN20070403_173105_000000352057_00012_26619_6594.N1 | 03-APR-2007 17:31:05 | Bright | 35.000 | 89 | 5Alp Cep | 2.4510 | 8000.0 | 70 | 26619 | No |
| 122 | GOM_NL__2PRFIN20070403_174642_000000452057_00012_26619_6595.N1 | 03-APR-2007 17:46:42 | Tw_i_and_stray | 44.500 | 61 | 8Eps Peg | 2.1000 | 3900.0 | 89 | 26619 | No |
| 123 | GOM_NL__2PRFIN20070403_174911_000000442057_00012_26619_6596.N1 | 03-APR-2007 17:49:11 | Twilight | 44.000 | 162 | 34Alp Aqr | 2.9440 | 5350.0 | 88 | 26619 | No |
| 124 | GOM_NL__2PRFIN20070403_175120_000000432057_00012_26619_6597.N1 | 03-APR-2007 17:51:20 | Dark | 43.000 | 154 | 22Bet Aqr | 2.8990 | 5700.0 | 86 | 26619 | No |
| 125 | GOM_NL__2PRFIN20070403_175353_000000422057_00012_26619_6598.N1 | 03-APR-2007 17:53:53 | Dark | 42.000 | 142 | 49Del Cap | 2.8500 | 8900.0 | 84 | 26619 | No |
| 126 | GOM_NL__2PRFIN20070403_180610_000000412057_00012_26619_6599.N1 | 03-APR-2007 18:06:10 | Dark | 41.000 | 45 | Alp Pav | 1.9400 | 26000. | 82 | 26619 | No |
| 127 | GOM_NL__2PRFIN20070403_181341_000000382057_00013_26620_6600.N1 | 03-APR-2007 18:13:41 | Dark | 37.500 | 43 | Alp TrA | 1.9100 | 4250.0 | 75 | 26620 | No |
| 128 | GOM_NL__2PRFIN20070403_181535_000000392057_00013_26620_6601.N1 | 03-APR-2007 18:15:35 | Dark | 39.000 | 134 | Bet TrA | 2.8100 | 6600.0 | 78 | 26620 | No |
| 129 | GOM_NL__2PRFIN20070403_181811_000000532057_00013_26620_6602.N1 | 03-APR-2007 18:18:11 | Straylight | 53.000 | 4 | Alp1Cen | -0.010000 | 5800.0 | 106 | 26620 | No |
| 130 | GOM_NL__2PRFIN20070403_182054_000000372057_00013_26620_6603.N1 | 03-APR-2007 18:20:54 | Straylight | 37.000 | 20 | Bet Cru | 1.2530 | 30000. | 74 | 26620 | No |
| 131 | GOM_NL__2PRFIN20070403_182346_000000382057_00013_26620_6604.N1 | 03-APR-2007 18:23:46 | Straylight | 37.500 | 64 | Gam Cen | 2.2000 | 10600. | 75 | 26620 | No |
| 132 | GOM_NL__2PRFIN20070403_182623_000000452057_00013_26620_6605.N1 | 03-APR-2007 18:26:23 | Straylight | 44.500 | 123 | lot Cen | 2.7500 | 10200. | 89 | 26620 | No |
| 133 | GOM_NL__2PRFIN20070403_183108_000000442057_00013_26620_6606.N1 | 03-APR-2007 18:31:08 | Tw_i_and_stray | 44.000 | 106 | 9Bet Crv | 2.6480 | 5600.0 | 88 | 26620 | No |
| 134 | GOM_NL__2PRFIN20070403_183304_000000432057_00013_26620_6607.N1 | 03-APR-2007 18:33:04 | Tw_i_and_stray | 43.000 | 100 | 4Gam Crv | 2.5800 | 13100. | 86 | 26620 | No |
| 135 | GOM_NL__2PRFIN20070403_184239_000000382057_00013_26620_6608.N1 | 03-APR-2007 18:42:39 | Bright | 38.000 | 62 | 94Bet Leo | 2.1360 | 9700.0 | 76 | 26620 | No |
| 136 | GOM_NL__2PRFIN20070403_184419_000000362057_00013_26620_6609.N1 | 03-APR-2007 18:44:19 | Bright | 35.500 | 96 | 68Del Leo | 2.5600 | 9300.0 | 71 | 26620 | No |
| 137 | GOM_NL__2PRFIN20070403_185106_000000342057_00013_26620_6610.N1 | 03-APR-2007 18:51:06 | Bright | 34.000 | 174 | 52Psi UMa | 3.0040 | 4400.0 | 68 | 26620 | No |
| 138 | GOM_NL__2PRFIN20070403_185402_000000382057_00013_26620_6611.N1 | 03-APR-2007 18:54:02 | Bright | 38.000 | 87 | 64Gam UMa | 2.4330 | 11000. | 76 | 26620 | No |
| 139 | GOM_NL__2PRFIN20070403_185558_000000362057_00013_26620_6612.N1 | 03-APR-2007 18:55:58 | Bright | 35.500 | 36 | 50Alp UMa | 1.8000 | 6300.0 | 71 | 26620 | No |
| 140 | GOM_NL__2PRFIN20070403_190208_000000392057_00013_26620_6613.N1 | 03-APR-2007 19:02:08 | Bright | 38.500 | 60 | 7Bet UMi | 2.0810 | 3950.0 | 77 | 26620 | No |
| 141 | GOM_NL__2PRFIN20070403_190402_000000372057_00013_26620_6614.N1 | 03-APR-2007 19:04:02 | Bright | 36.500 | 49 | 1Alp UMi | 1.9900 | 6300.0 | 73 | 26620 | No |
| 142 | GOM_NL__2PRFIN20070403_191141_000000352057_00013_26620_6615.N1 | 03-APR-2007 19:11:41 | Bright | 35.000 | 89 | 5Alp Cep | 2.4510 | 8000.0 | 70 | 26620 | No |
| 143 | GOM_NL__2PRFIN20070403_192718_000000472057_00013_26620_6616.N1 | 03-APR-2007 19:27:18 | Tw_i_and_stray | 47.000 | 61 | 8Eps Peg | 2.1000 | 3900.0 | 94 | 26620 | No |
| 144 | GOM_NL__2PRFIN20070403_192948_000000412057_00013_26620_6617.N1 | 03-APR-2007 19:29:48 | Twilight | 41.000 | 162 | 34Alp Aqr | 2.9440 | 5350.0 | 82 | 26620 | No |
| 145 | GOM_NL__2PRFIN20070403_193157_000000432057_00013_26620_6618.N1 | 03-APR-2007 19:31:57 | Dark | 42.500 | 154 | 22Bet Aqr | 2.8990 | 5700.0 | 85 | 26620 | No |
| 146 | GOM_NL__2PRFIN20070403_193429_000000422057_00013_26620_6619.N1 | 03-APR-2007 19:34:29 | Dark | 41.500 | 142 | 49Del Cap | 2.8500 | 8900.0 | 83 | 26620 | No |
| 147 | GOM_NL__2PRFIN20070403_194646_000000392057_00013_26620_6620.N1 | 03-APR-2007 19:46:46 | Dark | 38.500 | 45 | Alp Pav | 1.9400 | 26000. | 77 | 26620 | No |
| 148 | GOM_NL__2PRFIN20070403_195417_000000402057_00014_26621_6615.N1 | 03-APR-2007 19:54:17 | Dark | 40.000 | 43 | Alp TrA | 1.9100 | 4250.0 | 80 | 26621 | No |
| 149 | GOM_NL__2PRFIN20070403_195611_000000402057_00014_26621_6616.N1 | 03-APR-2007 19:56:11 | Dark | 40.000 | 134 | Bet TrA | 2.8100 | 6600.0 | 80 | 26621 | No |
| 150 | GOM_NL__2PRFIN20070403_195848_000000452057_00014_26621_6617.N1 | 03-APR-2007 19:58:48 | Straylight | 44.500 | 4 | Alp1Cen | -0.010000 | 5800.0 | 89 | 26621 | No |
| 151 | GOM_NL__2PRFIN20070403_200132_000000352057_00014_26621_6618.N1 | 03-APR-2007 20:01:32 | Straylight | 35.000 | 20 | Bet Cru | 1.2530 | 30000. | 70 | 26621 | No |
| 152 | GOM_NL__2PRFIN20070403_200422_000000412057_00014_26621_6619.N1 | 03-APR-2007 20:04:22 | Straylight | 41.000 | 64 | Gam Cen | 2.2000 | 10600. | 82 | 26621 | No |
| 153 | GOM_NL__2PRFIN20070403_200659_000000432057_00014_26621_6620.N1 | 03-APR-2007 20:06:59 | Straylight | 42.500 | 123 | lot Cen | 2.7500 | 10200. | 85 | 26621 | No |
| 154 | GOM_NL__2PRFIN20070403_201144_000000472057_00014_26621_6621.N1 | 03-APR-2007 20:11:44 | Tw_i_and_stray | 46.500 | 106 | 9Bet Crv | 2.6480 | 5600.0 | 93 | 26621 | No |
| 155 | GOM_NL__2PRFIN20070403_201340_000000422057_00014_26621_6622.N1 | 03-APR-2007 20:13:40 | Tw_i_and_stray | 41.500 | 100 | 4Gam Crv | 2.5800 | 13100. | 83 | 26621 | No |
| 156 | GOM_NL__2PRFIN20070403_202315_000000382057_00014_26621_6623.N1 | 03-APR-2007 20:23:15 | Bright | 37.500 | 62 | 94Bet Leo | 2.1360 | 9700.0 | 75 | 26621 | No |
| 157 | GOM_NL__2PRFIN20070403_202455_000000362057_00014_26621_6624.N1 | 03-APR-2007 20:24:55 | Bright | 36.000 | 96 | 68Del Leo | 2.5600 | 9300.0 | 72 | 26621 | No |
| 158 | GOM_NL__2PRFIN20070403_203142_000000362057_00014_26621_6625.N1 | 03-APR-2007 20:31:42 | Bright | 36.000 | 174 | 52Psi UMa | 3.0040 | 4400.0 | 72 | 26621 | No |
| 159 | GOM_NL__2PRFIN20070403_203438_000000372057_00014_26621_6626.N1 | 03-APR-2007 20:34:38 | Bright | 36.500 | 87 | 64Gam UMa | 2.4330 | 11000. | 73 | 26621 | No |
| 160 | GOM_NL__2PRFIN20070403_203634_000000362057_00014_26621_6627.N1 | 03-APR-2007 20:36:34 | Bright | 36.000 | 36 | 50Alp UMa | 1.8000 | 6300.0 | 72 | 26621 | No |

| | | | | | | | | | | | |
|-----|--|----------------------|------------|--------|-----|-----------|-----------|--------|-----|-------|----|
| 161 | GOM_NL__2PRFIN20070403_204244_000000402057_00014_26621_6628.N1 | 03-APR-2007 20:42:44 | Bright | 40.000 | 60 | 7Bet UMi | 2.0810 | 3950.0 | 80 | 26621 | No |
| 162 | GOM_NL__2PRFIN20070403_204438_000000362057_00014_26621_6629.N1 | 03-APR-2007 20:44:38 | Bright | 36.000 | 49 | 1Alp UMi | 1.9900 | 6300.0 | 72 | 26621 | No |
| 163 | GOM_NL__2PRFIN20070403_205217_000000362057_00014_26621_6630.N1 | 03-APR-2007 20:52:17 | Bright | 35.500 | 89 | 5Alp Cep | 2.4510 | 8000.0 | 71 | 26621 | No |
| 164 | GOM_NL__2PRFIN20070403_210754_000000462057_00014_26621_6631.N1 | 03-APR-2007 21:07:54 | Twilight | 46.000 | 61 | 8Eps Peg | 2.1000 | 3900.0 | 92 | 26621 | No |
| 165 | GOM_NL__2PRFIN20070403_211024_000000412057_00014_26621_6632.N1 | 03-APR-2007 21:10:24 | Twilight | 40.500 | 162 | 34Alp Aqr | 2.9440 | 5350.0 | 81 | 26621 | No |
| 166 | GOM_NL__2PRFIN20070403_211233_000000452057_00014_26621_6633.N1 | 03-APR-2007 21:12:33 | Dark | 44.500 | 154 | 22Bet Aqr | 2.8990 | 5700.0 | 89 | 26621 | No |
| 167 | GOM_NL__2PRFIN20070403_211506_000000412057_00014_26621_6634.N1 | 03-APR-2007 21:15:06 | Dark | 40.500 | 142 | 49Del Cap | 2.8500 | 8900.0 | 81 | 26621 | No |
| 168 | GOM_NL__2PRFIN20070403_212722_000000382057_00014_26621_6635.N1 | 03-APR-2007 21:27:22 | Dark | 38.000 | 45 | Alp Pav | 1.9400 | 26000. | 76 | 26621 | No |
| 169 | GOM_NL__2PRFIN20070403_213454_000000402057_00015_26622_6626.N1 | 03-APR-2007 21:34:54 | Dark | 40.000 | 43 | Alp TrA | 1.9100 | 4250.0 | 80 | 26622 | No |
| 170 | GOM_NL__2PRFIN20070403_213648_000000382057_00015_26622_6627.N1 | 03-APR-2007 21:36:48 | Dark | 38.000 | 134 | Bet TrA | 2.8100 | 6600.0 | 76 | 26622 | No |
| 171 | GOM_NL__2PRFIN20070403_213924_000000522057_00015_26622_6628.N1 | 03-APR-2007 21:39:24 | Straylight | 52.000 | 4 | Alp1Cen | -0.010000 | 5800.0 | 104 | 26622 | No |
| 172 | GOM_NL__2PRFIN20070403_214214_000000442057_00015_26622_6629.N1 | 03-APR-2007 21:42:14 | Straylight | 43.500 | 78 | Alp Lup | 2.3040 | 28000. | 87 | 26622 | No |
| 173 | GOM_NL__2PRFIN20070403_214459_000000432057_00015_26622_6630.N1 | 03-APR-2007 21:44:59 | Straylight | 42.500 | 64 | Gam Cen | 2.2000 | 10600. | 85 | 26622 | No |
| 174 | GOM_NL__2PRFIN20070403_214735_000000442057_00015_26622_6631.N1 | 03-APR-2007 21:47:35 | Straylight | 43.500 | 123 | lot Cen | 2.7500 | 10200. | 87 | 26622 | No |
| 175 | GOM_NL__2PRFIN20070403_215220_000000442057_00015_26622_6632.N1 | 03-APR-2007 21:52:20 | Twilight | 44.000 | 106 | 9Bet Crv | 2.6480 | 5600.0 | 88 | 26622 | No |
| 176 | GOM_NL__2PRFIN20070403_215416_000000402057_00015_26622_6633.N1 | 03-APR-2007 21:54:16 | Twilight | 40.000 | 100 | 4Gam Crv | 2.5800 | 13100. | 80 | 26622 | No |
| 177 | GOM_NL__2PRFIN20070403_220351_000000382057_00015_26622_6634.N1 | 03-APR-2007 22:03:51 | Bright | 37.500 | 62 | 94Bet Leo | 2.1360 | 9700.0 | 75 | 26622 | No |
| 178 | GOM_NL__2PRFIN20070403_220531_000000352057_00015_26622_6635.N1 | 03-APR-2007 22:05:31 | Bright | 35.000 | 96 | 68Del Leo | 2.5600 | 9300.0 | 70 | 26622 | No |
| 179 | GOM_NL__2PRFIN20070403_221218_000000362057_00015_26622_6636.N1 | 03-APR-2007 22:12:18 | Bright | 35.500 | 174 | 52Psi UMa | 3.0040 | 4400.0 | 71 | 26622 | No |
| 180 | GOM_NL__2PRFIN20070403_221514_000000372057_00015_26622_6637.N1 | 03-APR-2007 22:15:14 | Bright | 37.000 | 87 | 64Gam UMa | 2.4330 | 11000. | 74 | 26622 | No |
| 181 | GOM_NL__2PRFIN20070403_221709_000000382057_00015_26622_6638.N1 | 03-APR-2007 22:17:09 | Bright | 37.500 | 36 | 50Alp UMa | 1.8000 | 6300.0 | 75 | 26622 | No |
| 182 | GOM_NL__2PRFIN20070403_222319_000000582057_00015_26622_6639.N1 | 03-APR-2007 22:23:19 | Bright | 58.000 | 60 | 7Bet UMi | 2.0810 | 3950.0 | 116 | 26622 | No |
| 183 | GOM_NL__2PRFIN20070403_222513_000000352057_00015_26622_6640.N1 | 03-APR-2007 22:25:13 | Bright | 34.500 | 49 | 1Alp UMi | 1.9900 | 6300.0 | 69 | 26622 | No |
| 184 | GOM_NL__2PRFIN20070403_223253_000000452057_00015_26622_6641.N1 | 03-APR-2007 22:32:53 | Bright | 44.500 | 89 | 5Alp Cep | 2.4510 | 8000.0 | 89 | 26622 | No |
| 185 | GOM_NL__2PRFIN20070403_224830_000000452057_00015_26622_6642.N1 | 03-APR-2007 22:48:30 | Twilight | 45.000 | 61 | 8Eps Peg | 2.1000 | 3900.0 | 90 | 26622 | No |
| 186 | GOM_NL__2PRFIN20070403_225100_000000412057_00015_26622_6643.N1 | 03-APR-2007 22:51:00 | Twilight | 40.500 | 162 | 34Alp Aqr | 2.9440 | 5350.0 | 81 | 26622 | No |
| 187 | GOM_NL__2PRFIN20070403_225309_000000452057_00015_26622_6644.N1 | 03-APR-2007 22:53:09 | Dark | 44.500 | 154 | 22Bet Aqr | 2.8990 | 5700.0 | 89 | 26622 | No |
| 188 | GOM_NL__2PRFIN20070403_225542_000000402057_00015_26622_6645.N1 | 03-APR-2007 22:55:42 | Dark | 40.000 | 142 | 49Del Cap | 2.8500 | 8900.0 | 80 | 26622 | No |
| 189 | GOM_NL__2PRFIN20070403_230758_000000392057_00015_26622_6646.N1 | 03-APR-2007 23:07:58 | Dark | 39.000 | 45 | Alp Pav | 1.9400 | 26000. | 78 | 26622 | No |
| 190 | GOM_NL__2PRFIN20070403_231530_000000402057_00016_26623_6642.N1 | 03-APR-2007 23:15:30 | Dark | 39.500 | 43 | Alp TrA | 1.9100 | 4250.0 | 79 | 26623 | No |
| 191 | GOM_NL__2PRFIN20070403_231724_000000392057_00016_26623_6643.N1 | 03-APR-2007 23:17:24 | Dark | 38.500 | 134 | Bet TrA | 2.8100 | 6600.0 | 77 | 26623 | No |
| 192 | GOM_NL__2PRFIN20070403_232000_000000532057_00016_26623_6644.N1 | 03-APR-2007 23:20:00 | Straylight | 52.500 | 4 | Alp1Cen | -0.010000 | 5800.0 | 105 | 26623 | No |
| 193 | GOM_NL__2PRFIN20070403_232251_000000452057_00016_26623_6645.N1 | 03-APR-2007 23:22:51 | Straylight | 44.500 | 78 | Alp Lup | 2.3040 | 28000. | 89 | 26623 | No |
| 194 | GOM_NL__2PRFIN20070403_232535_000000412057_00016_26623_6646.N1 | 03-APR-2007 23:25:35 | Straylight | 40.500 | 64 | Gam Cen | 2.2000 | 10600. | 81 | 26623 | No |
| 195 | GOM_NL__2PRFIN20070403_232811_000000422057_00016_26623_6647.N1 | 03-APR-2007 23:28:11 | Straylight | 41.500 | 123 | lot Cen | 2.7500 | 10200. | 83 | 26623 | No |
| 196 | GOM_NL__2PRFIN20070403_233256_000000422057_00016_26623_6648.N1 | 03-APR-2007 23:32:56 | Twilight | 41.500 | 106 | 9Bet Crv | 2.6480 | 5600.0 | 83 | 26623 | No |
| 197 | GOM_NL__2PRFIN20070403_233452_000000412057_00016_26623_6649.N1 | 03-APR-2007 23:34:52 | Twilight | 40.500 | 100 | 4Gam Crv | 2.5800 | 13100. | 81 | 26623 | No |
| 198 | GOM_NL__2PRFIN20070403_234426_000000372057_00016_26623_6650.N1 | 03-APR-2007 23:44:26 | Bright | 37.000 | 62 | 94Bet Leo | 2.1360 | 9700.0 | 74 | 26623 | No |
| 199 | GOM_NL__2PRFIN20070403_234606_000000362057_00016_26623_6651.N1 | 03-APR-2007 23:46:06 | Bright | 36.000 | 96 | 68Del Leo | 2.5600 | 9300.0 | 72 | 26623 | No |
| 200 | GOM_NL__2PRFIN20070403_235254_000000372057_00016_26623_6652.N1 | 03-APR-2007 23:52:54 | Bright | 37.000 | 174 | 52Psi UMa | 3.0040 | 4400.0 | 74 | 26623 | No |
| 201 | GOM_NL__2PRFIN20070403_235549_000000362057_00016_26623_6653.N1 | 03-APR-2007 23:55:49 | Bright | 36.000 | 87 | 64Gam UMa | 2.4330 | 11000. | 72 | 26623 | No |
| 202 | GOM_NL__2PRFIN20070403_235745_000000342057_00016_26623_6654.N1 | 03-APR-2007 23:57:45 | Bright | 33.500 | 36 | 50Alp UMa | 1.8000 | 6300.0 | 67 | 26623 | No |

3. Quality information per product

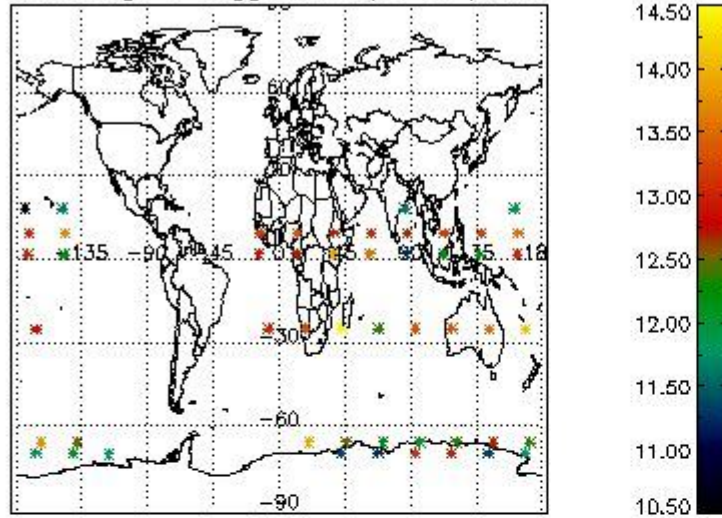
In this section it is plotted some information contained in the Quality Summary data set of the level 2 products. Only products in dark limb conditions and without errors (error flag in the MPH set to "0") are used.

3.1 Plot quality information per product (time dependant)

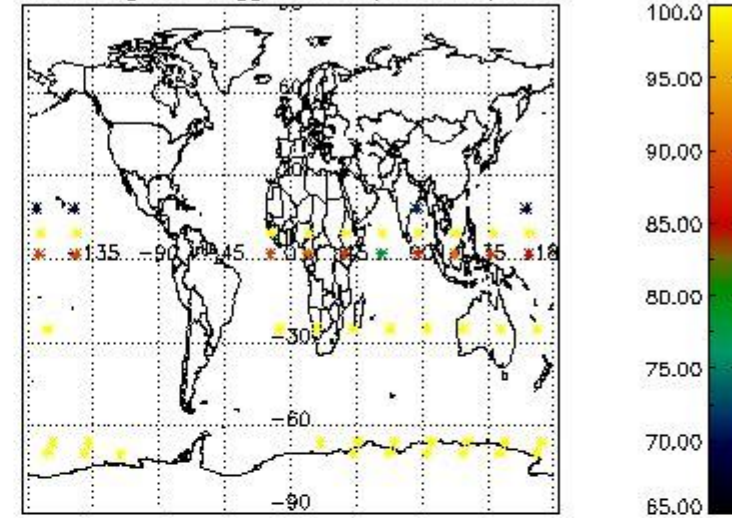


3.2 Plot quality information per product (world map)

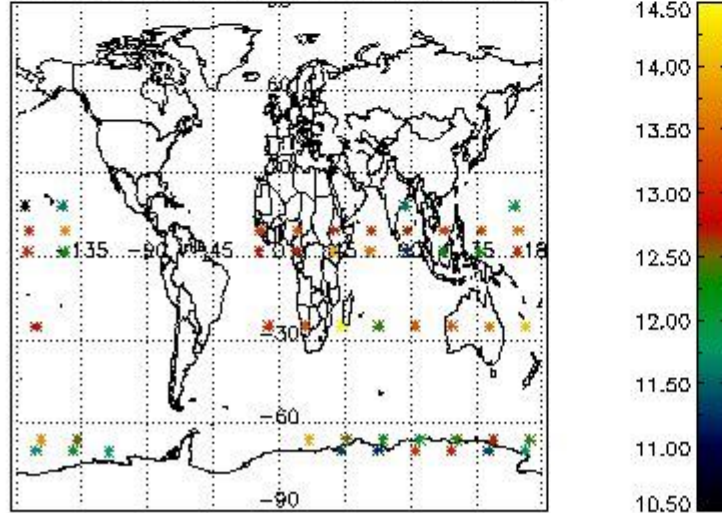
Percentage of flagged data per O3 profile



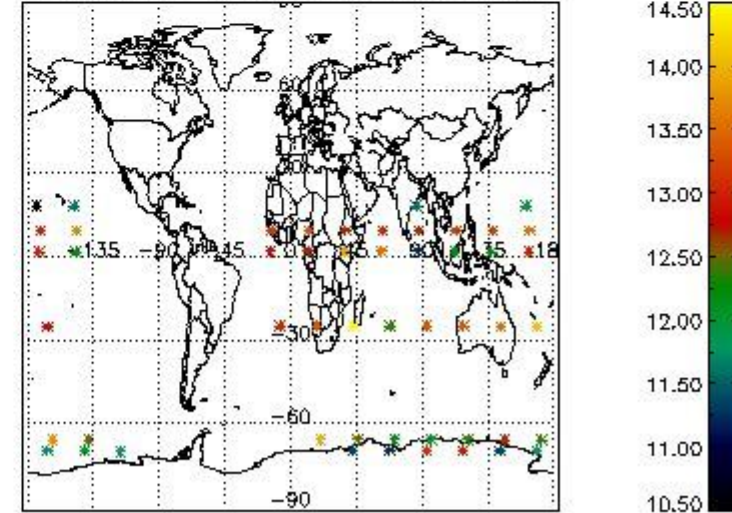
Percentage of flagged data per H2O profile



Percentage of flagged data per NO2 profile



Percentage of flagged data per NO3 profile

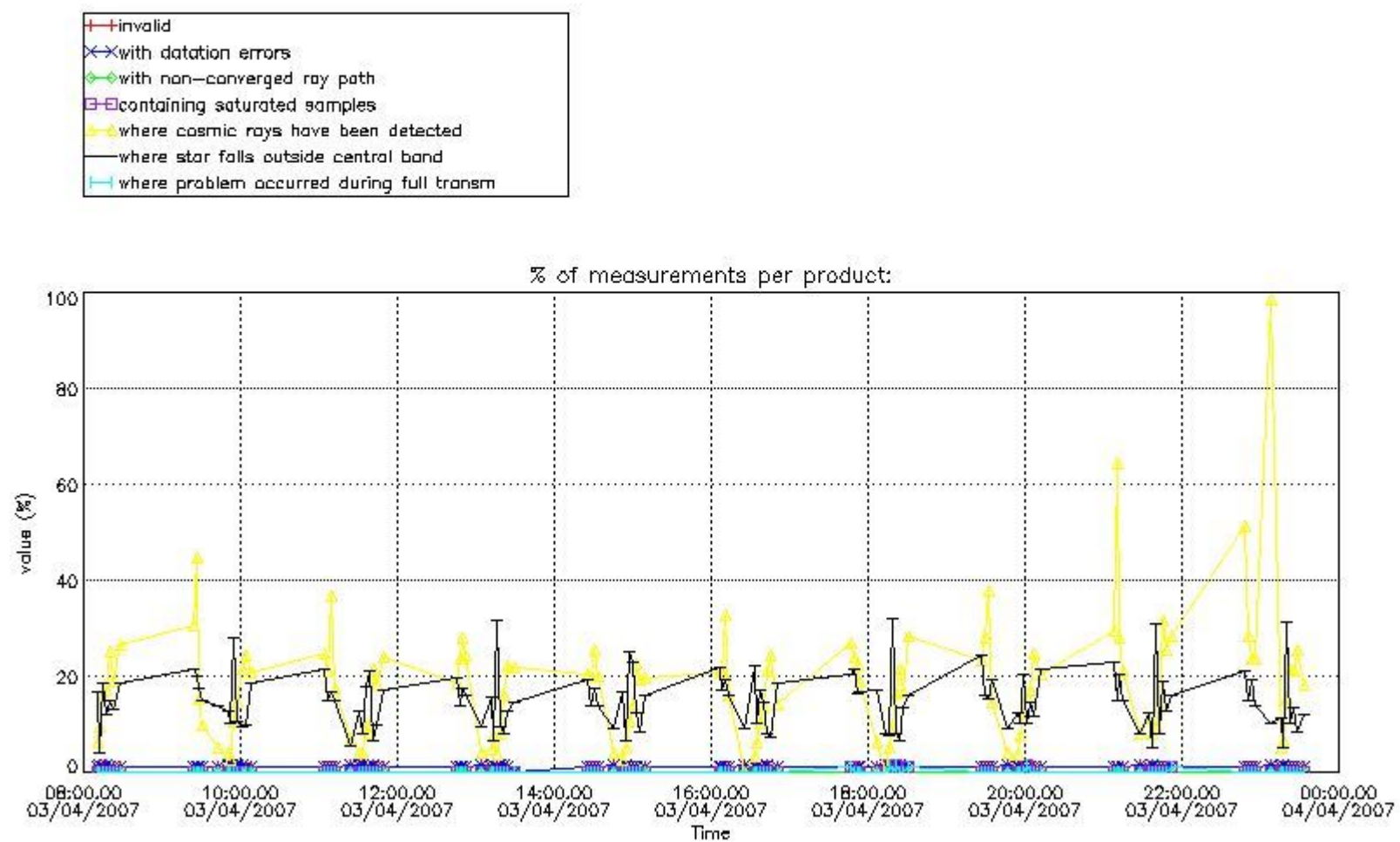


4. Level 1 quality information per product

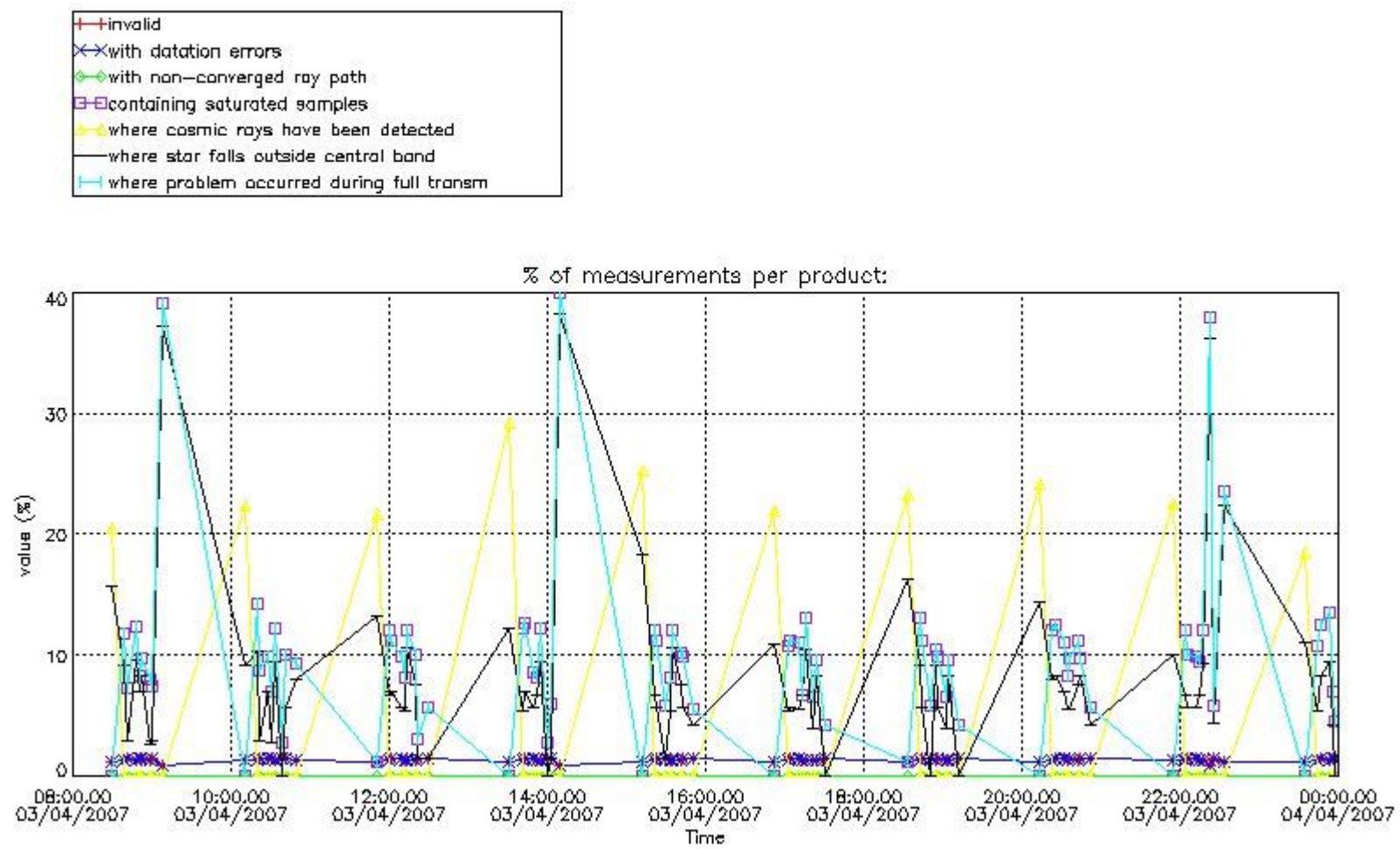
In this section it is plotted some information contained in the Quality Summary data set of the level 2 products that comes from the level 1b processing. Products without errors (error flag in the MPH set to "0") are used.

4.1 Plot quality information per product (time dependant) coming from level 1b processing

4.1.1 Plot level 1 quality information per product (time dependant): ENVISAT ASCENDING passes



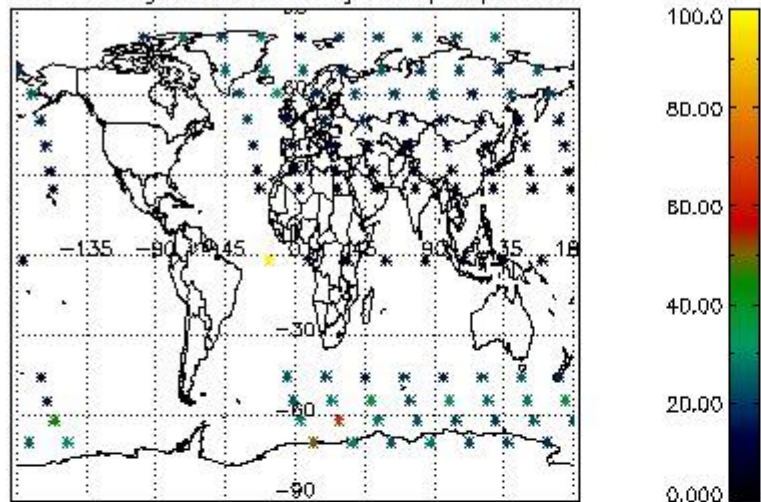
4.1.2 Plot level 1 quality information per product (time dependant): ENVI SAT DESCENDING passes



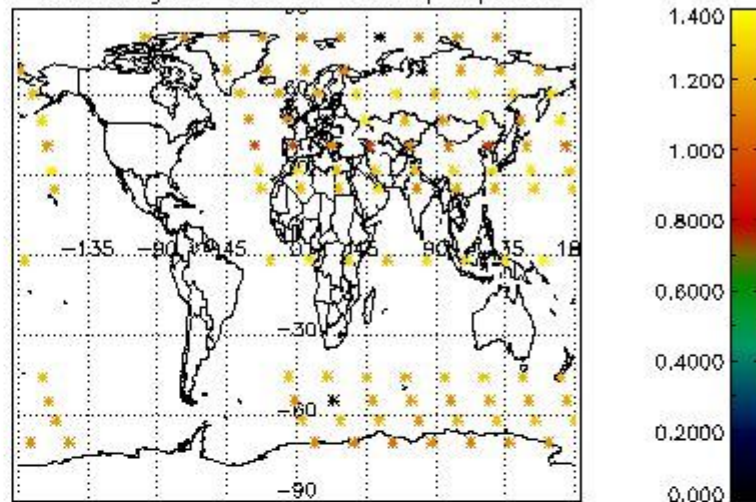
4.2 Plot quality information per product coming from level 1b processing (world map)

4.2.1 Plot level 1 quality information per product (world map): ENVISAT ASCENDING passes

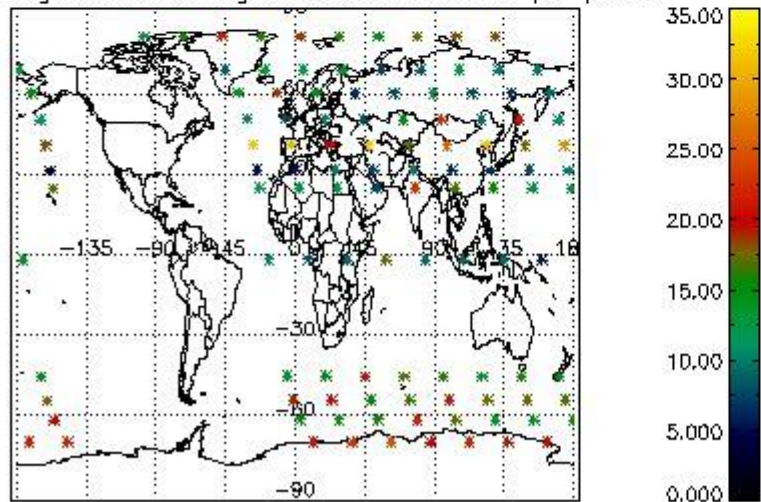
Percentage of cosmic ray hits per profile



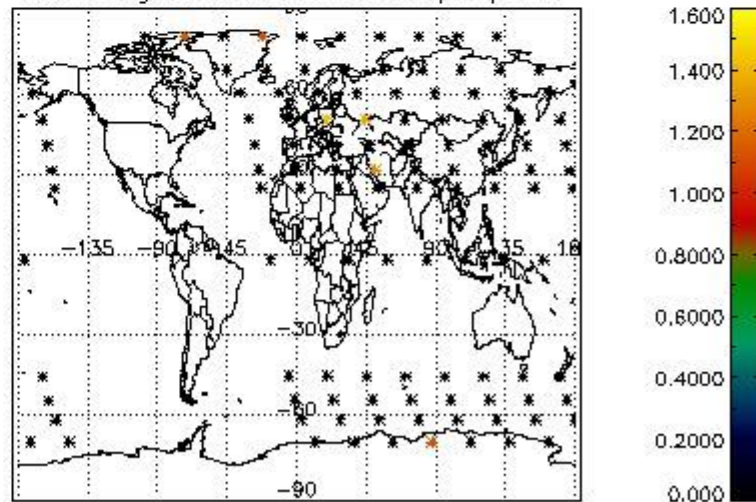
Percentage of datation errors per profile



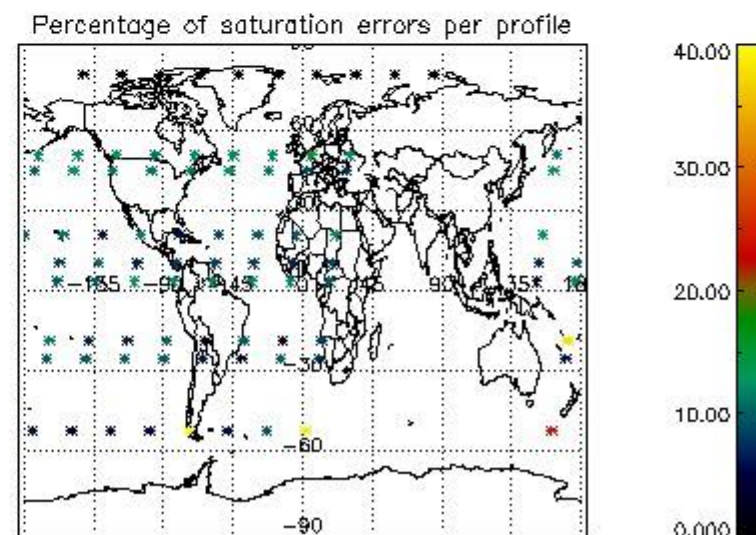
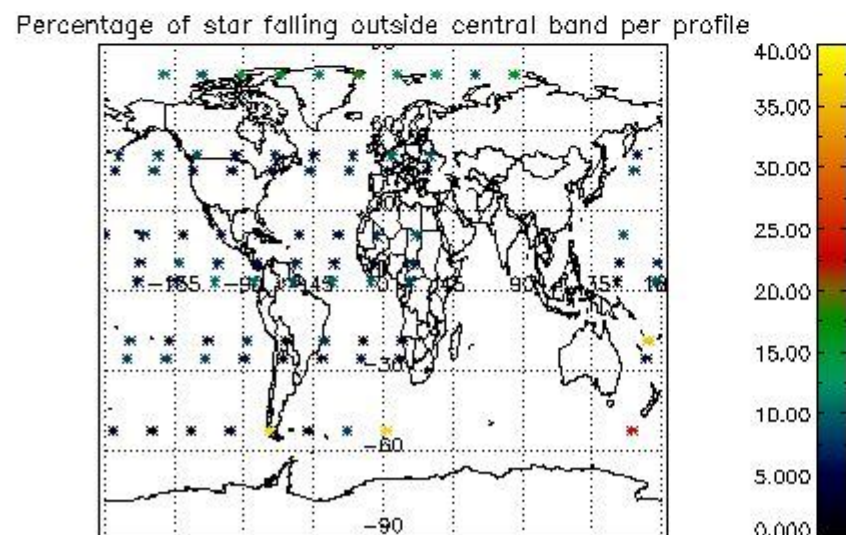
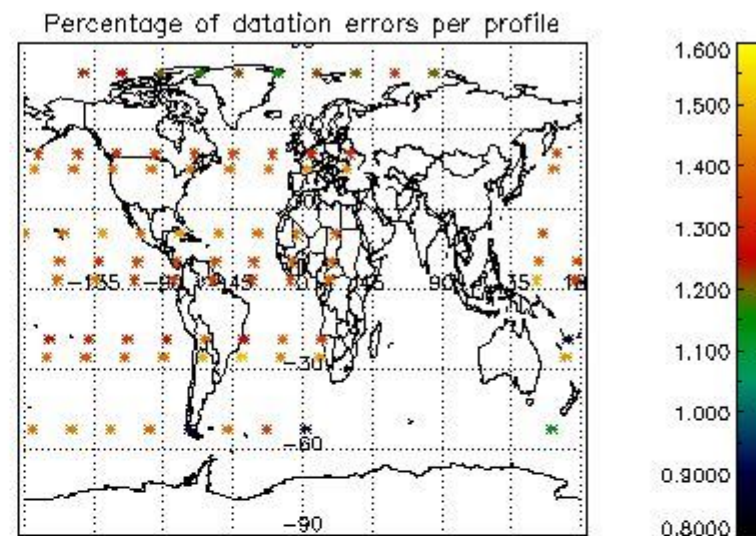
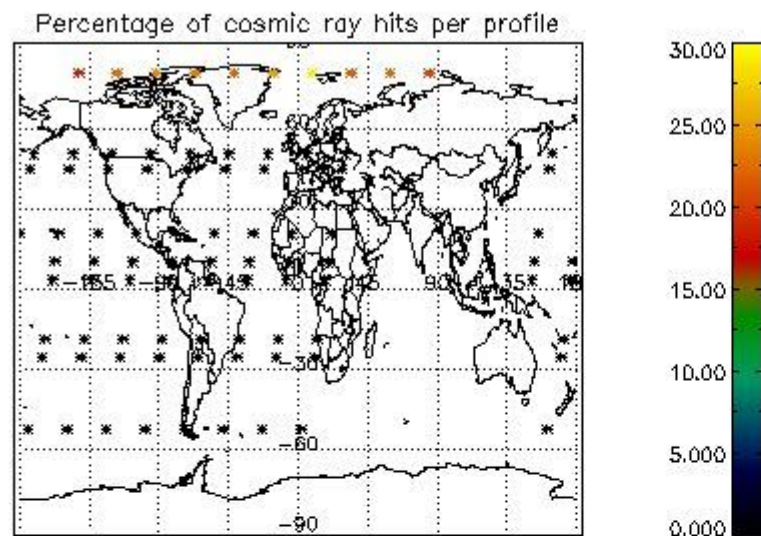
Percentage of star falling outside central band per profile



Percentage of saturation errors per profile



4.2.2 Plot level 1 quality information per product (world map): ENVISAT DESCENDING passes



5. Trace gas profiles

5.1 Ozone statistics based on quality of products

The final quality of the products can be "measured" using the STD (Standard Deviation) attached to every point profile. This information is written to the parameter GOM_NL__2P/NL_LOCAL_SPECIES_DENSITY/o3_std of the level 2 products. The table below shows the statistics for given STD ranges.

The statistics are given with respect to the overall valid production:

- Products without fatal errors: GOM_NL__2P/MPH/PRODUCT_ERR=0
- Valid point profile: GOM_NL__2P/NL_LOCAL_SPECIES_DENSITY/pcd(0)=0

The 'Criteria' is applied to valid points of dark limb products:

- Products in dark limb illumination condition: GOM_NL__2P/NL_SUMMARY_QUALITY/obs_ill_cond=0
- Products without fatal errors: GOM_NL__2P/MPH/PRODUCT_ERR=0
- Valid point profile: GOM_NL__2P/NL_LOCAL_SPECIES_DENSITY/pcd(0)=0

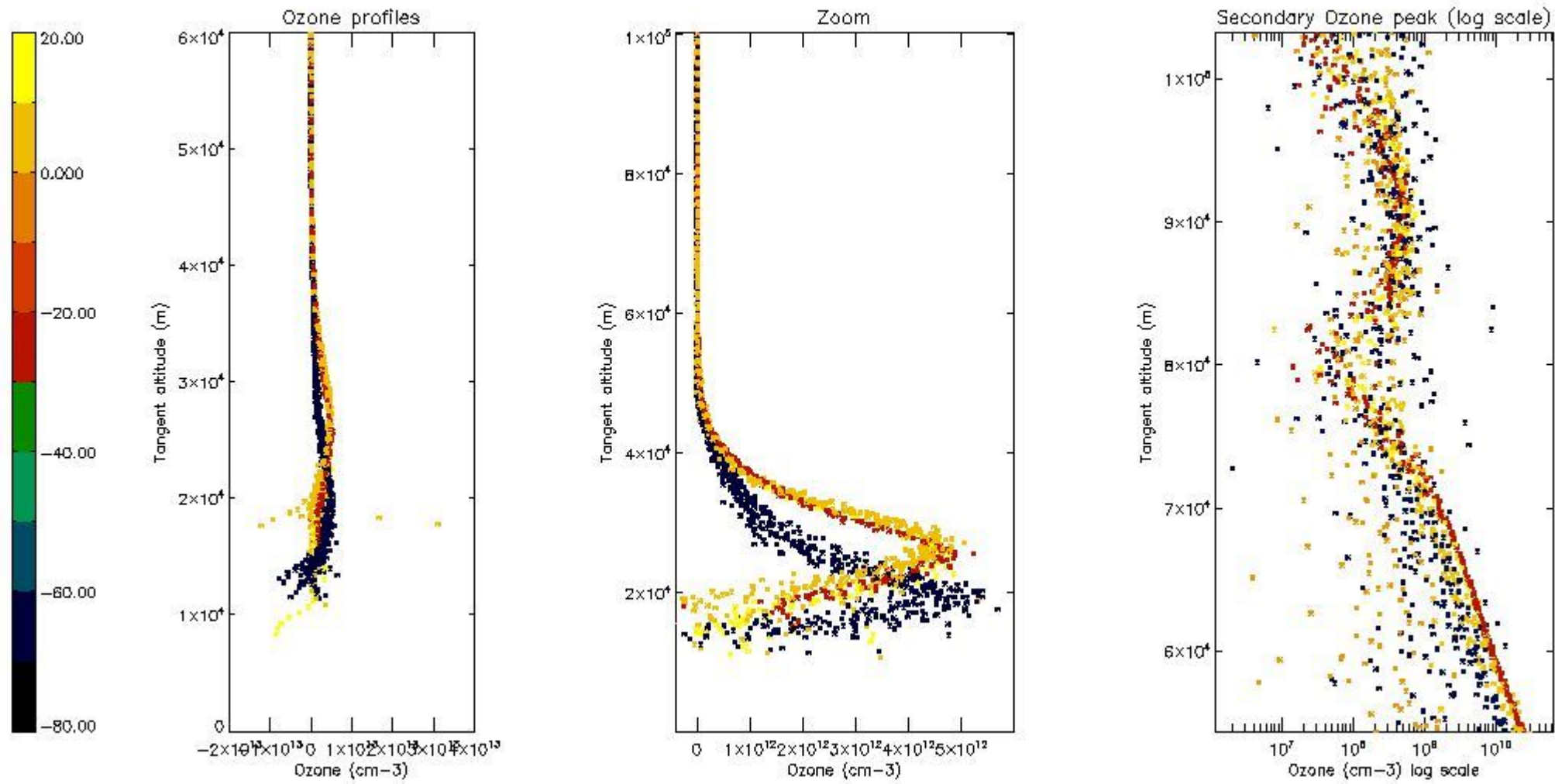
So, the table below shows the percentage of dark limb and valid observations for each criteria with respect to the overall valid daily observations.

| Criteria | % of total production |
|----------|-----------------------|
| All STD | 26 |
| STD < 20 | 11 |

| | |
|----------|---|
| STD < 10 | 7 |
| STD < 5 | 3 |

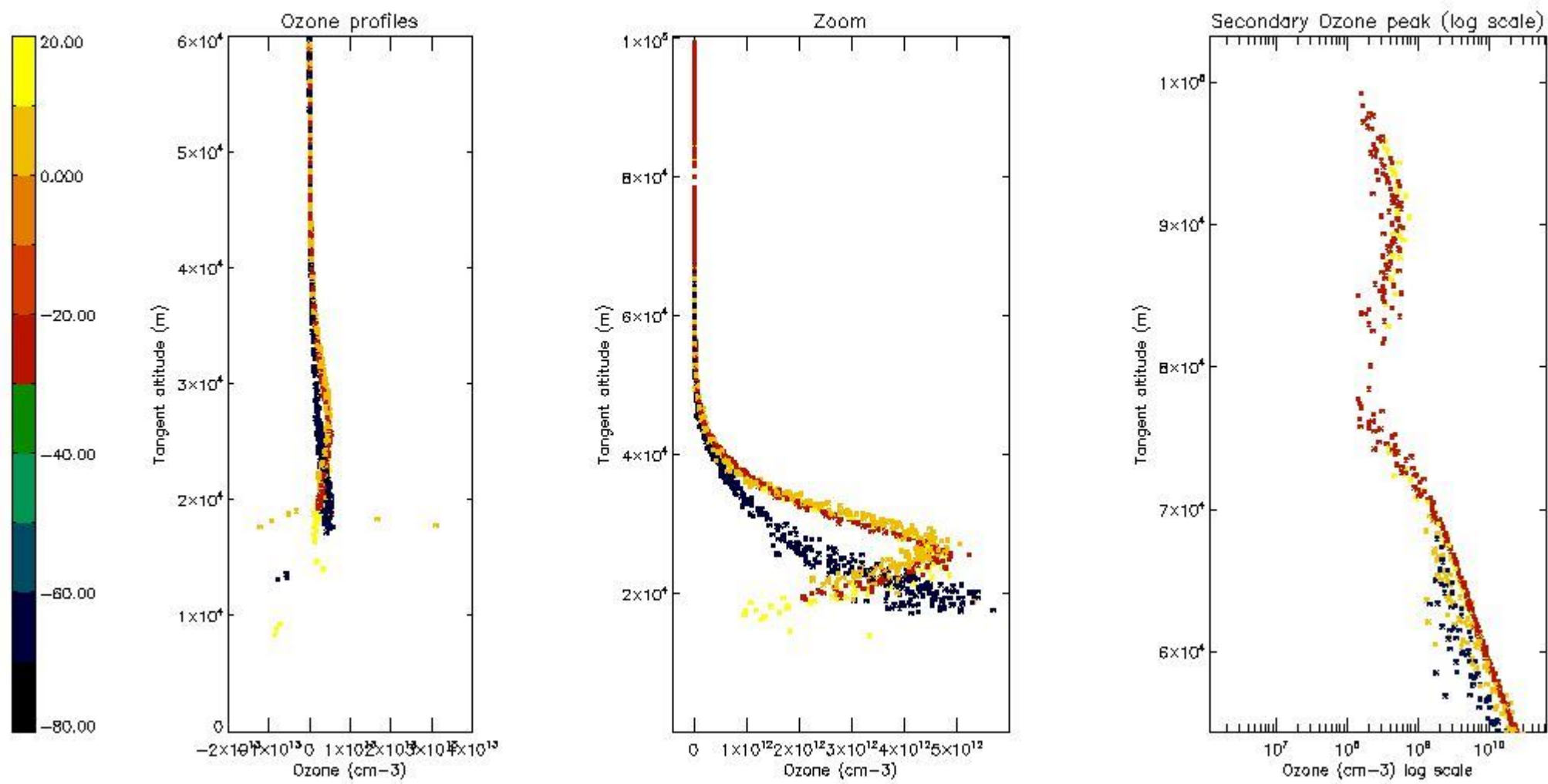
5.2 Plot ozone profiles for all STD (dark without errors)

The colorbar represents the latitude.



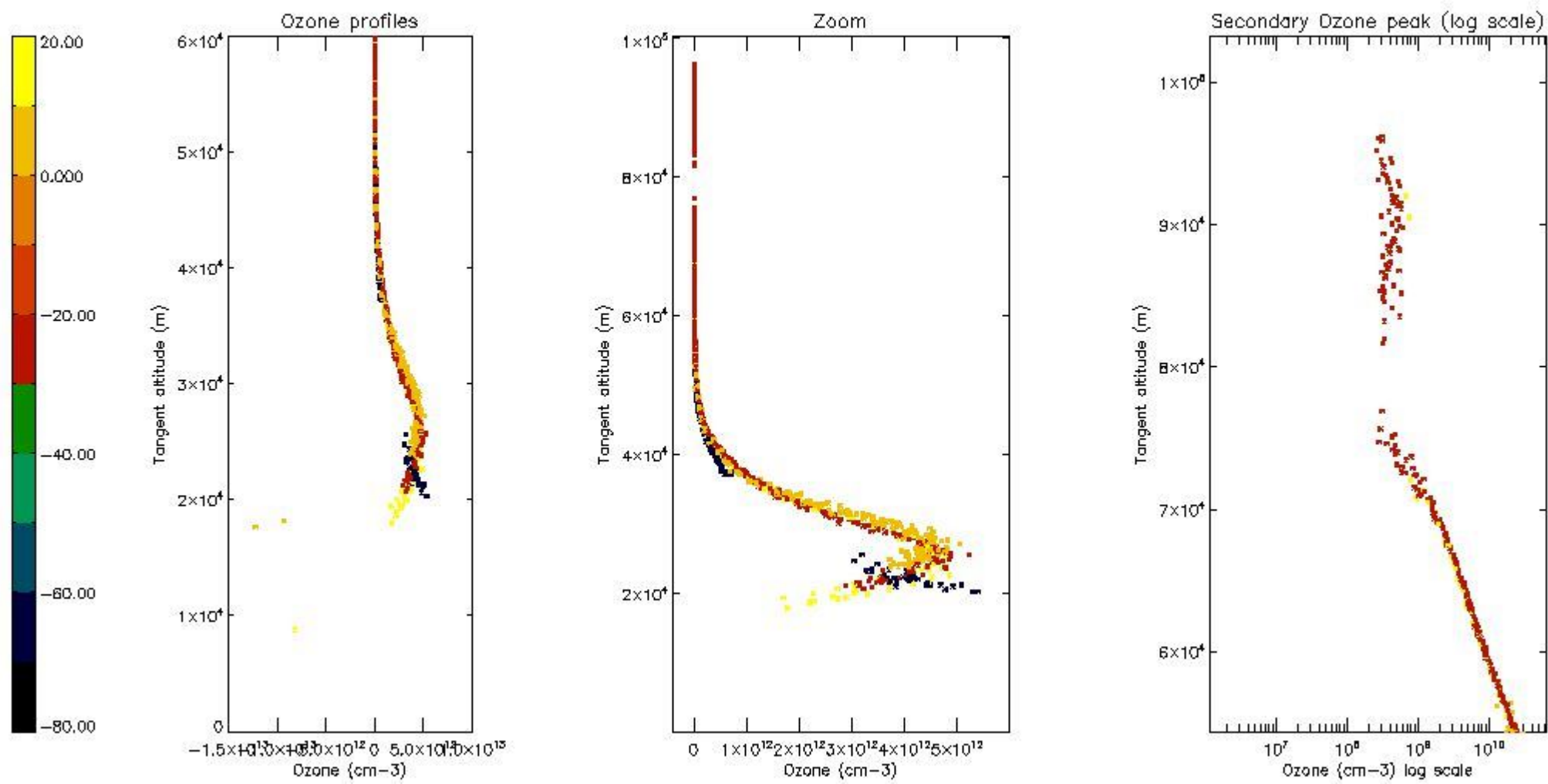
5.3 Plot ozone profiles where STD < 20% (dark without errors)

The colorbar represents the latitude.



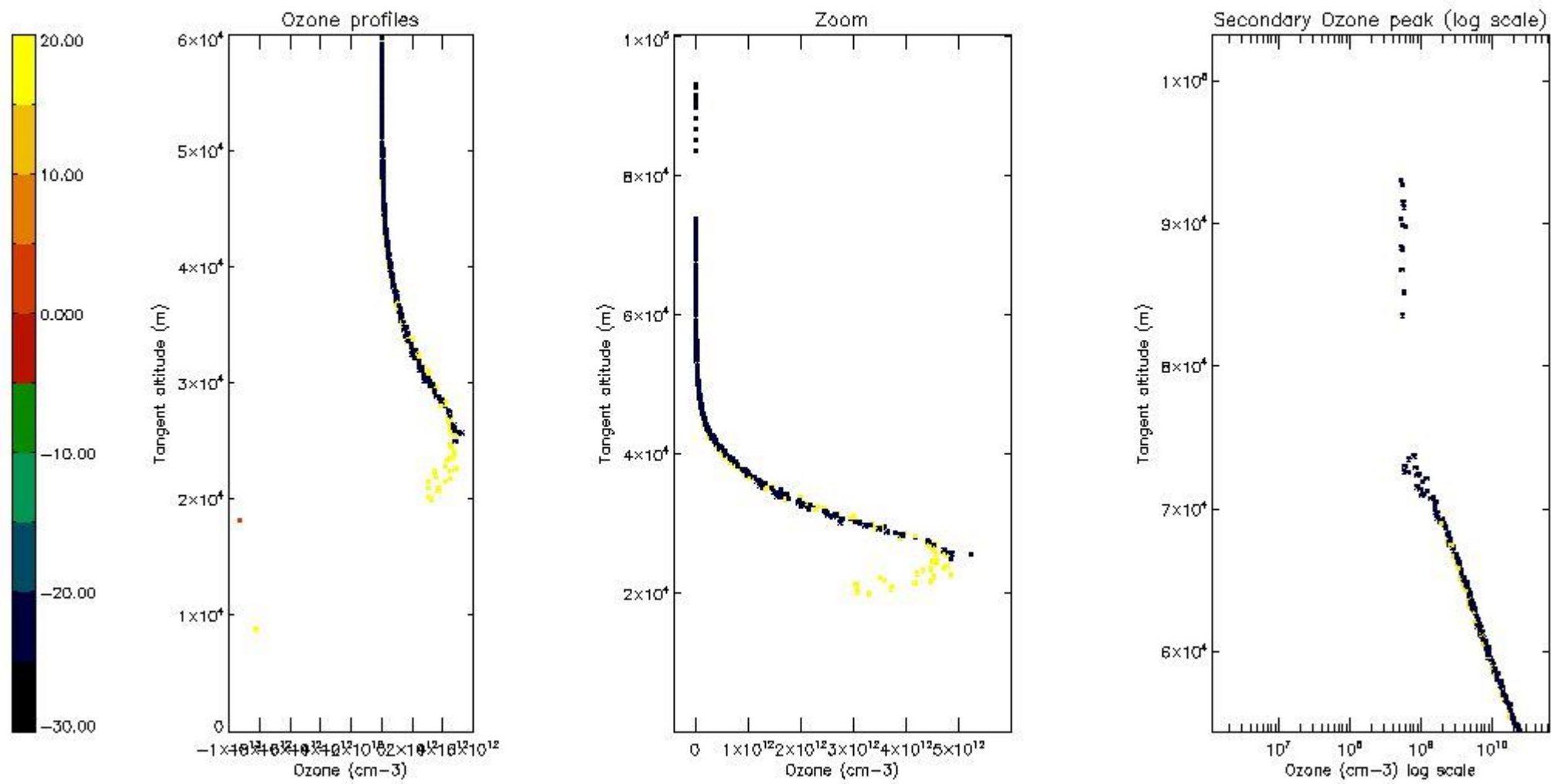
5.4 Plot ozone profiles where $STD < 10\%$ (dark without errors)

The colorbar represents the latitude.



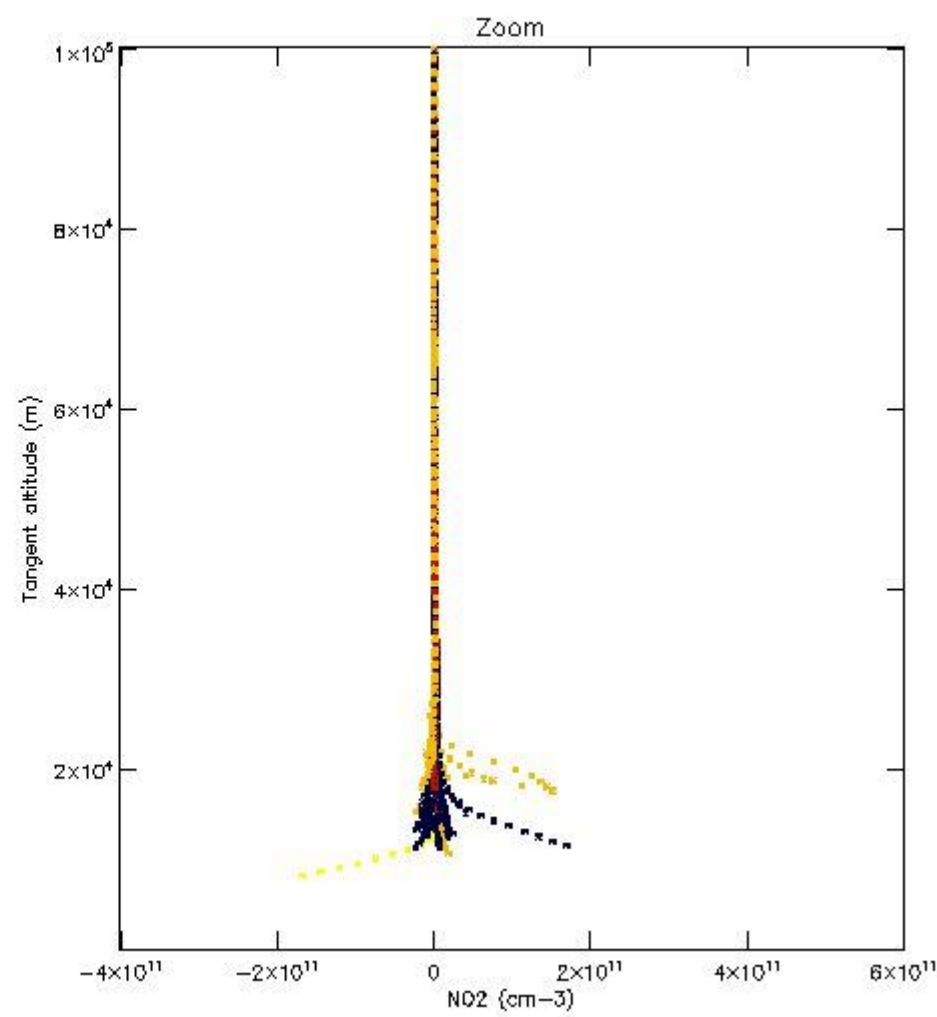
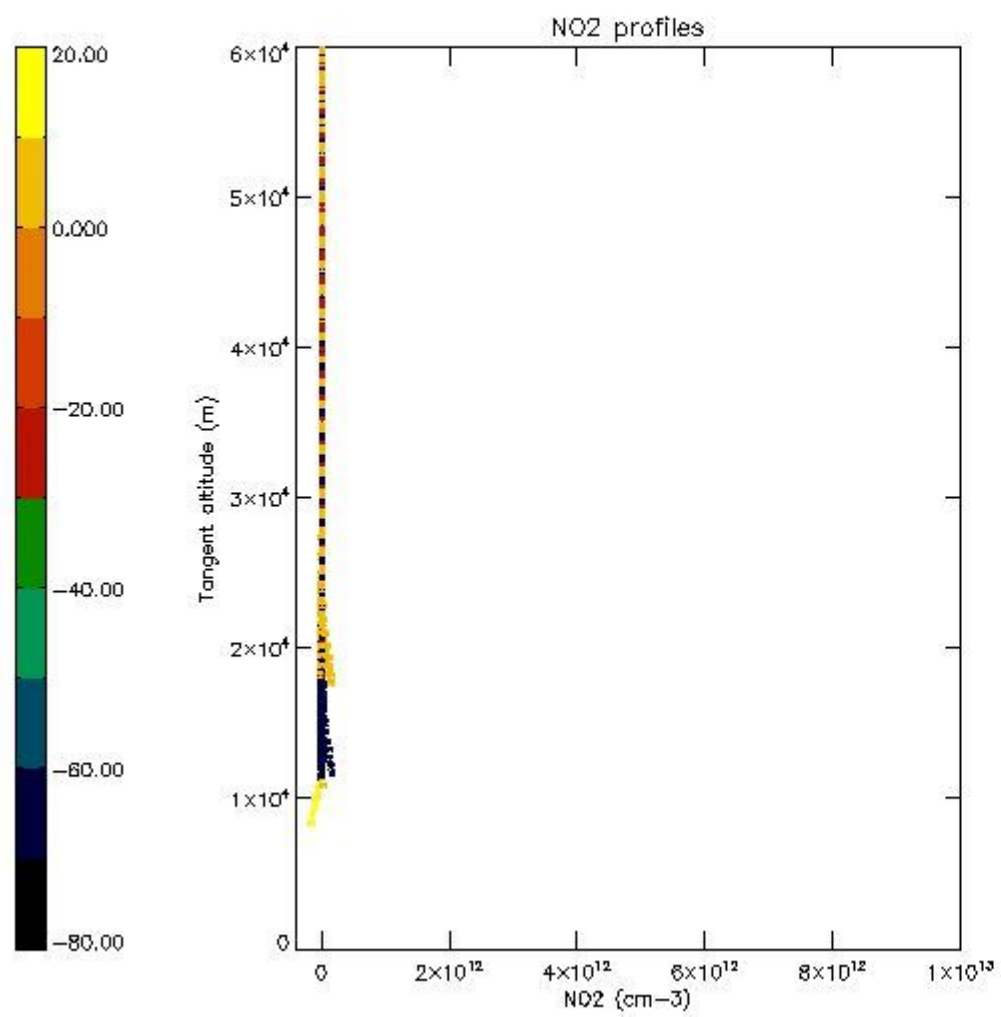
5.5 Plot ozone profiles where STD < 5% (dark without errors)

The colorbar represents the latitude.



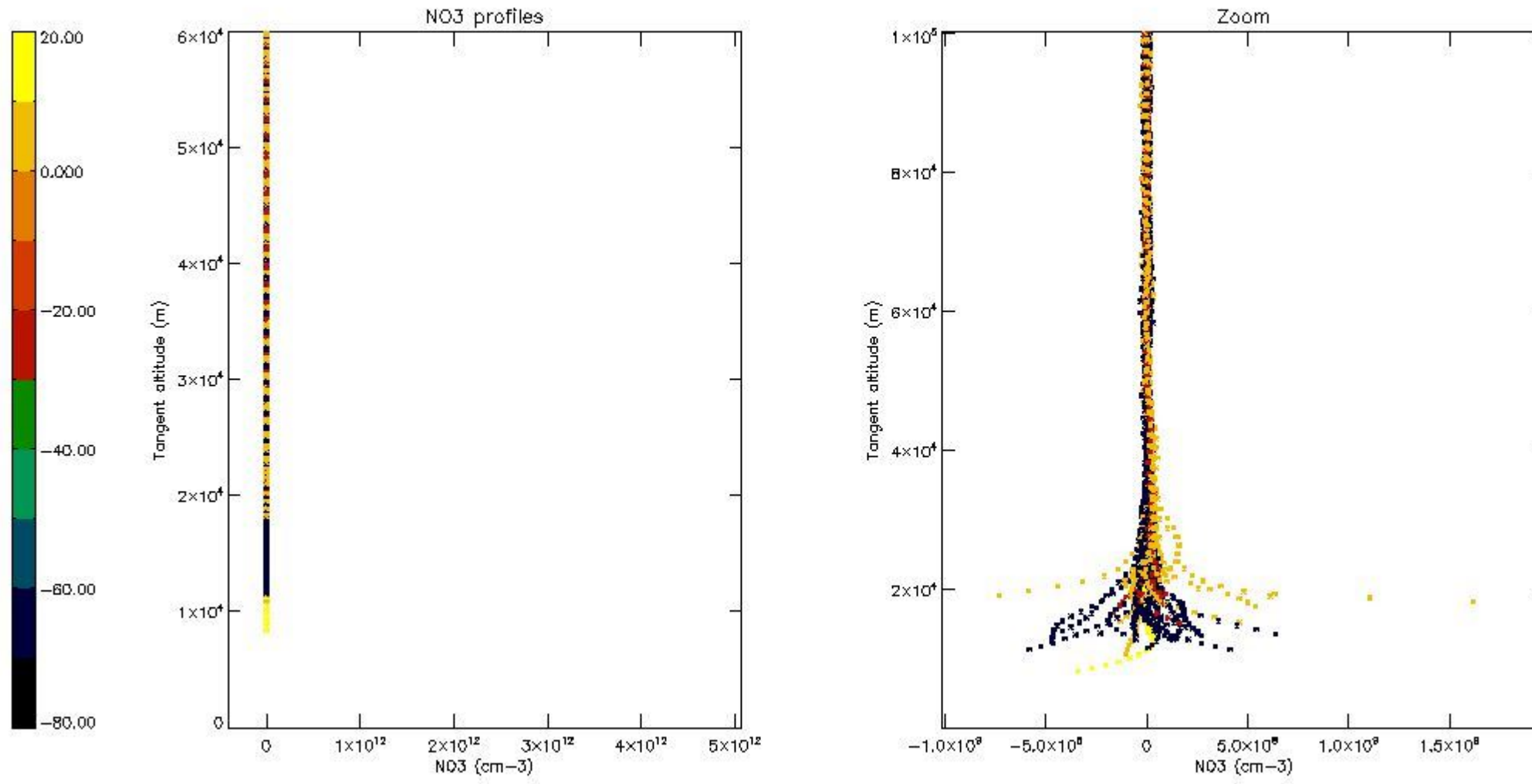
5.6 Plot NO₂ profiles for all STD (dark without errors)

The colorbar represents the latitude.



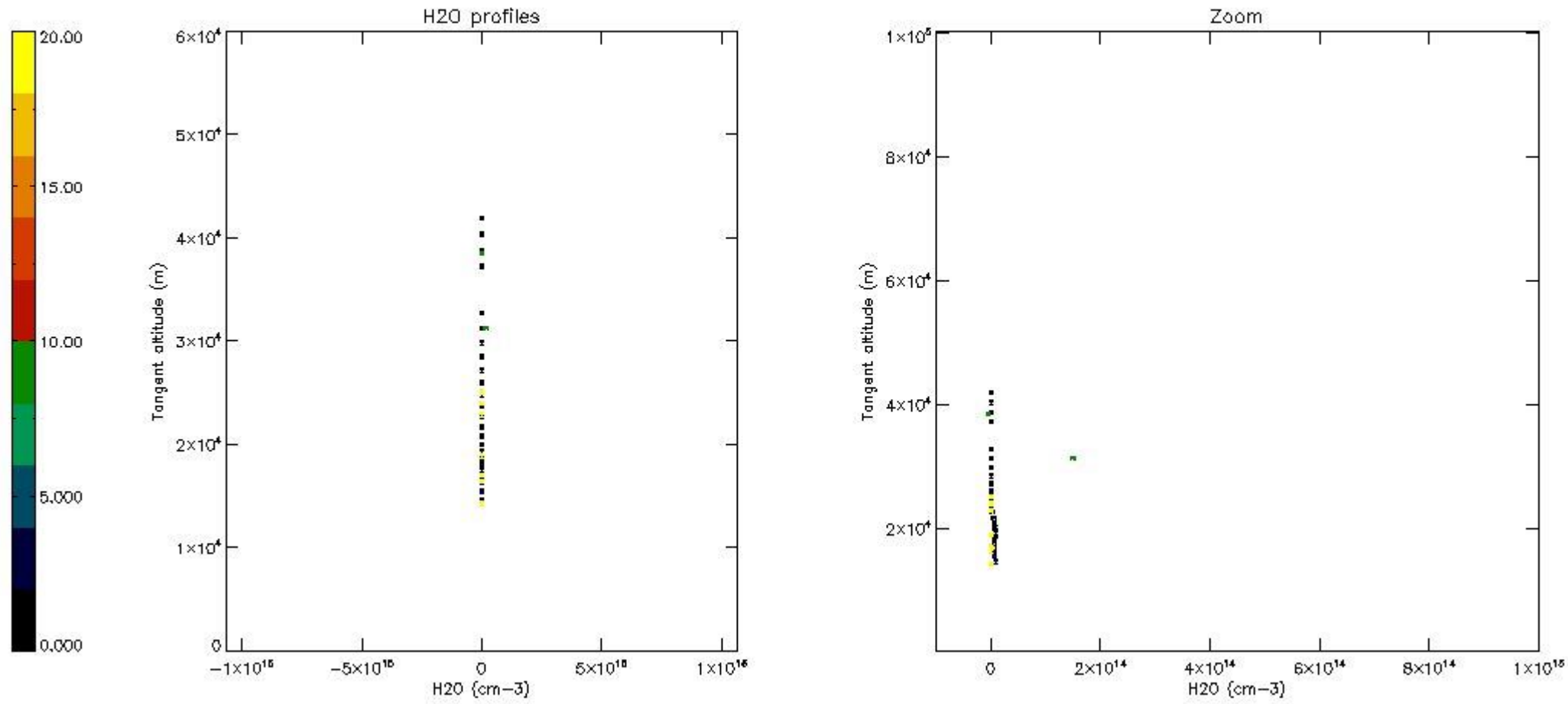
5.7 Plot NO3 profiles for all STD (dark without errors)

The colorbar represents the latitude.



5.8 Plot H₂O profiles for all STD (only for occultations of stars 1,2,3,4,13,14,16,26,63 dark without errors)

The colorbar represents the latitude.



6. Auxiliary Data Files used for the production reported in section 2

The number reported in the third column indicates since which file (see list in section 2) the corresponding auxiliary file has been used. The fourth column is the date of those product files.

| Type | Auxiliary Filename | Used since product | Used since product date |
|---------------------------|---|--------------------|-------------------------|
| INST_PHYS_CHARACTERISTICS | GOM_INS_AXVIEC20091111_143220_20030716_120000_20500101_000000 | 1 | 03-APR-2007 08:10:03 |
| LEVEL-2_PROC_CONFIG | GOM_PR2_AXVIEC20091111_152718_20020301_000000_20500101_000000 | 1 | 03-APR-2007 08:10:03 |
| CROSS_SECTIONS_FILE | GOM_CRS_AXVIEC20091111_154832_20020301_000000_20500101_000000 | 1 | 03-APR-2007 08:10:03 |

GOMOS Level 2 Daily Report

SUMMARY

[1. General Info](#)

[2. Summary of processed GOM_NL_2P products](#)

[3. Level 2 Quality information per product](#)

[3.1 Plot of level 2 quality information per product \(time dependant\)](#)

[3.2 Plot of level 2 quality information per product \(world map\)](#)

[4. Level 1 Quality information per product \(stored on level 2 products\)](#)

[4.1 Plot of level 1 quality information per product \(time dependant\)](#)

[4.1.1 Plot of level 1 quality information per product \(time dependant\): ASCENDING](#)

[4.1.2 Plot of level 1 quality information per product \(time dependant\): DESCENDING](#)

[4.2 Plot of level 1 quality information per product \(world map\)](#)

[4.2.1 Plot of level 1 quality information per product \(world map\): ASCENDING](#)

[4.2.2 Plot of level 1 quality information per product \(world map\): DESCENDING](#)

[5. Ozone profiles based on quality statistics and other trace gas profiles](#)

[5.1 Ozone statistics based on quality of products](#)

[5.2 Plot ozone profiles for all STD \(dark without errors\)](#)

[5.3 Plot ozone profiles where STD < 20% \(dark without errors\)](#)

[5.4. Plot ozone profiles where STD < 10% \(dark without errors\)](#)

[5.5. Plot ozone profiles where STD < 5% \(dark without errors\)](#)

[5.6 Plot NO2 profiles for all STD \(dark without errors\)](#)

[5.7 Plot NO3 profiles for all STD \(dark without errors\)](#)

[5.8 Plot H2O profiles \(only for occultations of stars 1,2,3,4,13,14,16,26,63 dark without errors\) for all STD](#)

[6. Auxiliary Data Files used for the production reported in section 2](#)

This report presents the daily analysis on parameters extracted from GOMOS level 2 data (GOM_NL__2P).
 It is intended to monitor some important parameters that will impact the quality of these products.
 A list of level 2 products (and content) that have arrived during the reporting day to the PCF is also given.

| Item | Value |
|---------------------------|---------------------------------|
| Time of report generation | 22APR2013 18:00:16 |
| Data source version | GOMOS/6.01 |
| Start time of products | 03-04-2007 (03APR2007 00:00:00) |
| Stop time of products | 04-04-2007 (04APR2007 00:00:00) |
| Store outputs in DB | Yes |
| Nb of level 2 prods | 202 |
| Nb of prods with errors | 0 |

2. Summary of processed GOM_NL__2P products.

| Nr | Filename | UTC Start time | Limb | Duration | Star Id | Star Name | Star Mag | Star Temp | Nb Meas | Orbit | Prod. error |
|----|--|----------------------|------------|----------|---------|-----------|-----------|-----------|---------|-------|-------------|
| 1 | GOM_NL__2PRFIN20070403_081003_000000422057_00007_26614_6479.N1 | 03-APR-2007 08:10:03 | Dark | 41.500 | 43 | Alp TrA | 1.9100 | 4250.0 | 83 | 26614 | No |
| 2 | GOM_NL__2PRFIN20070403_081157_000000372057_00007_26614_6480.N1 | 03-APR-2007 08:11:57 | Dark | 37.000 | 134 | Bet TrA | 2.8100 | 6600.0 | 74 | 26614 | No |
| 3 | GOM_NL__2PRFIN20070403_081434_000000442057_00007_26614_6481.N1 | 03-APR-2007 08:14:34 | Dark | 43.500 | 4 | Alp1Cen | -0.010000 | 5800.0 | 87 | 26614 | No |
| 4 | GOM_NL__2PRFIN20070403_081717_000000382057_00007_26614_6482.N1 | 03-APR-2007 08:17:17 | Straylight | 38.000 | 20 | Bet Cru | 1.2530 | 30000. | 76 | 26614 | No |
| 5 | GOM_NL__2PRFIN20070403_082010_000000402057_00007_26614_6483.N1 | 03-APR-2007 08:20:10 | Straylight | 40.000 | 64 | Gam Cen | 2.2000 | 10600. | 80 | 26614 | No |
| 6 | GOM_NL__2PRFIN20070403_082246_000000432057_00007_26614_6484.N1 | 03-APR-2007 08:22:46 | Straylight | 42.500 | 123 | lot Cen | 2.7500 | 10200. | 85 | 26614 | No |
| 7 | GOM_NL__2PRFIN20070403_082732_000000442057_00007_26614_6485.N1 | 03-APR-2007 08:27:32 | Twilight | 43.500 | 106 | 9Bet Crv | 2.6480 | 5600.0 | 87 | 26614 | No |
| 8 | GOM_NL__2PRFIN20070403_082928_000000422057_00007_26614_6486.N1 | 03-APR-2007 08:29:28 | Twilight | 41.500 | 100 | 4Gam Crv | 2.5800 | 13100. | 83 | 26614 | No |
| 9 | GOM_NL__2PRFIN20070403_083904_000000382057_00007_26614_6487.N1 | 03-APR-2007 08:39:04 | Bright | 38.000 | 62 | 94Bet Leo | 2.1360 | 9700.0 | 76 | 26614 | No |
| 10 | GOM_NL__2PRFIN20070403_084043_000000352057_00007_26614_6488.N1 | 03-APR-2007 08:40:43 | Bright | 34.500 | 96 | 68Del Leo | 2.5600 | 9300.0 | 69 | 26614 | No |
| 11 | GOM_NL__2PRFIN20070403_084731_000000372057_00007_26614_6489.N1 | 03-APR-2007 08:47:31 | Bright | 36.500 | 174 | 52Psi UMa | 3.0040 | 4400.0 | 73 | 26614 | No |
| 12 | GOM_NL__2PRFIN20070403_085029_000000362057_00007_26614_6490.N1 | 03-APR-2007 08:50:29 | Bright | 36.000 | 87 | 64Gam UMa | 2.4330 | 11000. | 72 | 26614 | No |
| 13 | GOM_NL__2PRFIN20070403_085223_000000362057_00007_26614_6491.N1 | 03-APR-2007 08:52:23 | Bright | 36.000 | 36 | 50Alp UMa | 1.8000 | 6300.0 | 72 | 26614 | No |
| 14 | GOM_NL__2PRFIN20070403_085835_000000382057_00007_26614_6492.N1 | 03-APR-2007 08:58:35 | Bright | 37.500 | 60 | 7Bet UMi | 2.0810 | 3950.0 | 75 | 26614 | No |
| 15 | GOM_NL__2PRFIN20070403_090027_000000342057_00007_26614_6493.N1 | 03-APR-2007 09:00:27 | Bright | 34.000 | 49 | 1Alp UMi | 1.9900 | 6300.0 | 68 | 26614 | No |
| 16 | GOM_NL__2PRFIN20070403_090807_000000552057_00007_26614_6494.N1 | 03-APR-2007 09:08:07 | Bright | 55.000 | 89 | 5Alp Cep | 2.4510 | 8000.0 | 110 | 26614 | No |
| 17 | GOM_NL__2PRFIN20070403_092341_000000442057_00007_26614_6495.N1 | 03-APR-2007 09:23:41 | Twilight | 44.000 | 61 | 8Eps Peg | 2.1000 | 3900.0 | 88 | 26614 | No |
| 18 | GOM_NL__2PRFIN20070403_092611_000000432057_00007_26614_6496.N1 | 03-APR-2007 09:26:11 | Twilight | 42.500 | 162 | 34Alp Aqr | 2.9440 | 5350.0 | 85 | 26614 | No |
| 19 | GOM_NL__2PRFIN20070403_092819_000000432057_00007_26614_6497.N1 | 03-APR-2007 09:28:19 | Dark | 43.000 | 154 | 22Bet Aqr | 2.8990 | 5700.0 | 86 | 26614 | No |
| 20 | GOM_NL__2PRFIN20070403_093052_000000412057_00007_26614_6498.N1 | 03-APR-2007 09:30:52 | Dark | 40.500 | 142 | 49Del Cap | 2.8500 | 8900.0 | 81 | 26614 | No |
| 21 | GOM_NL__2PRFIN20070403_094308_000000402057_00007_26614_6499.N1 | 03-APR-2007 09:43:08 | Dark | 39.500 | 45 | Alp Pav | 1.9400 | 26000. | 79 | 26614 | No |
| 22 | GOM_NL__2PRFIN20070403_095040_000000392057_00008_26615_6504.N1 | 03-APR-2007 09:50:40 | Dark | 39.000 | 43 | Alp TrA | 1.9100 | 4250.0 | 78 | 26615 | No |
| 23 | GOM_NL__2PRFIN20070403_095233_000000392057_00008_26615_6505.N1 | 03-APR-2007 09:52:33 | Dark | 39.000 | 134 | Bet TrA | 2.8100 | 6600.0 | 78 | 26615 | No |
| 24 | GOM_NL__2PRFIN20070403_095510_000000482057_00008_26615_6506.N1 | 03-APR-2007 09:55:10 | Dark | 48.000 | 4 | Alp1Cen | -0.010000 | 5800.0 | 96 | 26615 | No |
| 25 | GOM_NL__2PRFIN20070403_095753_000000382057_00008_26615_6507.N1 | 03-APR-2007 09:57:53 | Straylight | 37.500 | 20 | Bet Cru | 1.2530 | 30000. | 75 | 26615 | No |
| 26 | GOM_NL__2PRFIN20070403_100046_000000382057_00008_26615_6508.N1 | 03-APR-2007 10:00:46 | Straylight | 37.500 | 64 | Gam Cen | 2.2000 | 10600. | 75 | 26615 | No |
| 27 | GOM_NL__2PRFIN20070403_100322_000000412057_00008_26615_6509.N1 | 03-APR-2007 10:03:22 | Straylight | 41.000 | 123 | lot Cen | 2.7500 | 10200. | 82 | 26615 | No |
| 28 | GOM_NL__2PRFIN20070403_100808_000000442057_00008_26615_6510.N1 | 03-APR-2007 10:08:08 | Twilight | 43.500 | 106 | 9Bet Crv | 2.6480 | 5600.0 | 87 | 26615 | No |
| 29 | GOM_NL__2PRFIN20070403_101005_000000382057_00008_26615_6511.N1 | 03-APR-2007 10:10:05 | Twilight | 38.000 | 100 | 4Gam Crv | 2.5800 | 13100. | 76 | 26615 | No |
| 30 | GOM_NL__2PRFIN20070403_101940_000000392057_00008_26615_6512.N1 | 03-APR-2007 10:19:40 | Bright | 38.500 | 62 | 94Bet Leo | 2.1360 | 9700.0 | 77 | 26615 | No |
| 31 | GOM_NL__2PRFIN20070403_102119_000000352057_00008_26615_6513.N1 | 03-APR-2007 10:21:19 | Bright | 34.500 | 96 | 68Del Leo | 2.5600 | 9300.0 | 69 | 26615 | No |
| 32 | GOM_NL__2PRFIN20070403_102807_000000362057_00008_26615_6514.N1 | 03-APR-2007 10:28:07 | Bright | 35.500 | 174 | 52Psi UMa | 3.0040 | 4400.0 | 71 | 26615 | No |
| 33 | GOM_NL__2PRFIN20070403_103104_000000362057_00008_26615_6515.N1 | 03-APR-2007 10:31:04 | Bright | 36.000 | 87 | 64Gam UMa | 2.4330 | 11000. | 72 | 26615 | No |
| 34 | GOM_NL__2PRFIN20070403_103259_000000372057_00008_26615_6516.N1 | 03-APR-2007 10:32:59 | Bright | 37.000 | 36 | 50Alp UMa | 1.8000 | 6300.0 | 74 | 26615 | No |
| 35 | GOM_NL__2PRFIN20070403_103911_000000362057_00008_26615_6517.N1 | 03-APR-2007 10:39:11 | Bright | 36.000 | 60 | 7Bet UMi | 2.0810 | 3950.0 | 72 | 26615 | No |
| 36 | GOM_NL__2PRFIN20070403_104103_000000352057_00008_26615_6518.N1 | 03-APR-2007 10:41:03 | Bright | 35.000 | 49 | 1Alp UMi | 1.9900 | 6300.0 | 70 | 26615 | No |
| 37 | GOM_NL__2PRFIN20070403_104842_000000382057_00008_26615_6519.N1 | 03-APR-2007 10:48:42 | Bright | 37.500 | 89 | 5Alp Cep | 2.4510 | 8000.0 | 75 | 26615 | No |
| 38 | GOM_NL__2PRFIN20070403_110417_000000452057_00008_26615_6520.N1 | 03-APR-2007 11:04:17 | Twilight | 44.500 | 61 | 8Eps Peg | 2.1000 | 3900.0 | 89 | 26615 | No |
| 39 | GOM_NL__2PRFIN20070403_110647_000000402057_00008_26615_6521.N1 | 03-APR-2007 11:06:47 | Twilight | 40.000 | 162 | 34Alp Aqr | 2.9440 | 5350.0 | 80 | 26615 | No |
| 40 | GOM_NL__2PRFIN20070403_110855_000000422057_00008_26615_6522.N1 | 03-APR-2007 11:08:55 | Dark | 42.000 | 154 | 22Bet Aqr | 2.8990 | 5700.0 | 84 | 26615 | No |
| 41 | GOM_NL__2PRFIN20070403_111128_000000412057_00008_26615_6523.N1 | 03-APR-2007 11:11:28 | Dark | 40.500 | 142 | 49Del Cap | 2.8500 | 8900.0 | 81 | 26615 | No |
| 42 | GOM_NL__2PRFIN20070403_112345_000000362057_00008_26615_6524.N1 | 03-APR-2007 11:23:45 | Dark | 36.000 | 45 | Alp Pav | 1.9400 | 26000. | 72 | 26615 | No |

| | | | | | | | | | | | |
|-----|--|----------------------|------------|--------|-----|-----------|-----------|--------|-----|-------|----|
| 43 | GOM_NL__2PRFIN20070403_113116_000000392057_00009_26616_6528.N1 | 03-APR-2007 11:31:16 | Dark | 39.000 | 43 | Alp TrA | 1.9100 | 4250.0 | 78 | 26616 | No |
| 44 | GOM_NL__2PRFIN20070403_113310_000000382057_00009_26616_6529.N1 | 03-APR-2007 11:33:10 | Dark | 37.500 | 134 | Bet TrA | 2.8100 | 6600.0 | 75 | 26616 | No |
| 45 | GOM_NL__2PRFIN20070403_113547_000000432057_00009_26616_6530.N1 | 03-APR-2007 11:35:47 | Dark | 42.500 | 4 | Alp1Cen | -0.010000 | 5800.0 | 85 | 26616 | No |
| 46 | GOM_NL__2PRFIN20070403_113829_000000432057_00009_26616_6531.N1 | 03-APR-2007 11:38:29 | Straylight | 43.000 | 20 | Bet Cru | 1.2530 | 30000. | 86 | 26616 | No |
| 47 | GOM_NL__2PRFIN20070403_114121_000000382057_00009_26616_6532.N1 | 03-APR-2007 11:41:21 | Straylight | 37.500 | 64 | Gam Cen | 2.2000 | 10600. | 75 | 26616 | No |
| 48 | GOM_NL__2PRFIN20070403_114357_000000422057_00009_26616_6533.N1 | 03-APR-2007 11:43:57 | Straylight | 41.500 | 123 | lot Cen | 2.7500 | 10200. | 83 | 26616 | No |
| 49 | GOM_NL__2PRFIN20070403_114844_000000442057_00009_26616_6534.N1 | 03-APR-2007 11:48:44 | Twilight | 44.000 | 106 | 9Bet Crv | 2.6480 | 5600.0 | 88 | 26616 | No |
| 50 | GOM_NL__2PRFIN20070403_115040_000000422057_00009_26616_6535.N1 | 03-APR-2007 11:50:40 | Twilight | 41.500 | 100 | 4Gam Crv | 2.5800 | 13100. | 83 | 26616 | No |
| 51 | GOM_NL__2PRFIN20070403_120016_000000382057_00009_26616_6536.N1 | 03-APR-2007 12:00:16 | Bright | 37.500 | 62 | 94Bet Leo | 2.1360 | 9700.0 | 75 | 26616 | No |
| 52 | GOM_NL__2PRFIN20070403_120155_000000362057_00009_26616_6537.N1 | 03-APR-2007 12:01:55 | Bright | 35.500 | 96 | 68Del Leo | 2.5600 | 9300.0 | 71 | 26616 | No |
| 53 | GOM_NL__2PRFIN20070403_120842_000000362057_00009_26616_6538.N1 | 03-APR-2007 12:08:42 | Bright | 35.500 | 174 | 52Psi UMa | 3.0040 | 4400.0 | 71 | 26616 | No |
| 54 | GOM_NL__2PRFIN20070403_121139_000000372057_00009_26616_6539.N1 | 03-APR-2007 12:11:39 | Bright | 37.000 | 87 | 64Gam UMa | 2.4330 | 11000. | 74 | 26616 | No |
| 55 | GOM_NL__2PRFIN20070403_121334_000000382057_00009_26616_6540.N1 | 03-APR-2007 12:13:34 | Bright | 37.500 | 36 | 50Alp UMa | 1.8000 | 6300.0 | 75 | 26616 | No |
| 56 | GOM_NL__2PRFIN20070403_121946_000000402057_00009_26616_6541.N1 | 03-APR-2007 12:19:46 | Bright | 40.000 | 60 | 7Bet UMi | 2.0810 | 3950.0 | 80 | 26616 | No |
| 57 | GOM_NL__2PRFIN20070403_122138_000000332057_00009_26616_6542.N1 | 03-APR-2007 12:21:38 | Bright | 33.000 | 49 | 1Alp UMi | 1.9900 | 6300.0 | 66 | 26616 | No |
| 58 | GOM_NL__2PRFIN20070403_122918_000000362057_00009_26616_6543.N1 | 03-APR-2007 12:29:18 | Bright | 35.500 | 89 | 5Alp Cep | 2.4510 | 8000.0 | 71 | 26616 | No |
| 59 | GOM_NL__2PRFIN20070403_124453_000000442057_00009_26616_6544.N1 | 03-APR-2007 12:44:53 | Twilight | 43.500 | 61 | 8Eps Peg | 2.1000 | 3900.0 | 87 | 26616 | No |
| 60 | GOM_NL__2PRFIN20070403_124723_000000402057_00009_26616_6545.N1 | 03-APR-2007 12:47:23 | Twilight | 40.000 | 162 | 34Alp Aqr | 2.9440 | 5350.0 | 80 | 26616 | No |
| 61 | GOM_NL__2PRFIN20070403_124931_000000432057_00009_26616_6546.N1 | 03-APR-2007 12:49:31 | Dark | 43.000 | 154 | 22Bet Aqr | 2.8990 | 5700.0 | 86 | 26616 | No |
| 62 | GOM_NL__2PRFIN20070403_125204_000000412057_00009_26616_6547.N1 | 03-APR-2007 12:52:04 | Dark | 41.000 | 142 | 49Del Cap | 2.8500 | 8900.0 | 82 | 26616 | No |
| 63 | GOM_NL__2PRFIN20070403_130420_000000382057_00009_26616_6548.N1 | 03-APR-2007 13:04:20 | Dark | 37.500 | 45 | Alp Pav | 1.9400 | 26000. | 75 | 26616 | No |
| 64 | GOM_NL__2PRFIN20070403_131152_000000422057_00010_26617_6546.N1 | 03-APR-2007 13:11:52 | Dark | 41.500 | 43 | Alp TrA | 1.9100 | 4250.0 | 83 | 26617 | No |
| 65 | GOM_NL__2PRFIN20070403_131345_000000392057_00010_26617_6547.N1 | 03-APR-2007 13:13:45 | Dark | 38.500 | 134 | Bet TrA | 2.8100 | 6600.0 | 77 | 26617 | No |
| 66 | GOM_NL__2PRFIN20070403_131622_000000542057_00010_26617_6548.N1 | 03-APR-2007 13:16:22 | Straylight | 53.500 | 4 | Alp1Cen | -0.010000 | 5800.0 | 107 | 26617 | No |
| 67 | GOM_NL__2PRFIN20070403_131905_000000382057_00010_26617_6549.N1 | 03-APR-2007 13:19:05 | Straylight | 37.500 | 20 | Bet Cru | 1.2530 | 30000. | 75 | 26617 | No |
| 68 | GOM_NL__2PRFIN20070403_132157_000000382057_00010_26617_6550.N1 | 03-APR-2007 13:21:57 | Straylight | 37.500 | 64 | Gam Cen | 2.2000 | 10600. | 75 | 26617 | No |
| 69 | GOM_NL__2PRFIN20070403_132434_000000432057_00010_26617_6551.N1 | 03-APR-2007 13:24:34 | Straylight | 43.000 | 123 | lot Cen | 2.7500 | 10200. | 86 | 26617 | No |
| 70 | GOM_NL__2PRFIN20070403_132920_000000422057_00010_26617_6552.N1 | 03-APR-2007 13:29:20 | Twilight | 41.500 | 106 | 9Bet Crv | 2.6480 | 5600.0 | 83 | 26617 | No |
| 71 | GOM_NL__2PRFIN20070403_133116_000000412057_00010_26617_6553.N1 | 03-APR-2007 13:31:16 | Twilight | 41.000 | 100 | 4Gam Crv | 2.5800 | 13100. | 82 | 26617 | No |
| 72 | GOM_NL__2PRFIN20070403_134052_000000372057_00010_26617_6554.N1 | 03-APR-2007 13:40:52 | Bright | 37.000 | 62 | 94Bet Leo | 2.1360 | 9700.0 | 74 | 26617 | No |
| 73 | GOM_NL__2PRFIN20070403_134231_000000362057_00010_26617_6555.N1 | 03-APR-2007 13:42:31 | Bright | 35.500 | 96 | 68Del Leo | 2.5600 | 9300.0 | 71 | 26617 | No |
| 74 | GOM_NL__2PRFIN20070403_134918_000000352057_00010_26617_6556.N1 | 03-APR-2007 13:49:18 | Bright | 35.000 | 174 | 52Psi UMa | 3.0040 | 4400.0 | 70 | 26617 | No |
| 75 | GOM_NL__2PRFIN20070403_135215_000000372057_00010_26617_6557.N1 | 03-APR-2007 13:52:15 | Bright | 37.000 | 87 | 64Gam UMa | 2.4330 | 11000. | 74 | 26617 | No |
| 76 | GOM_NL__2PRFIN20070403_135410_000000372057_00010_26617_6558.N1 | 03-APR-2007 13:54:10 | Bright | 37.000 | 36 | 50Alp UMa | 1.8000 | 6300.0 | 74 | 26617 | No |
| 77 | GOM_NL__2PRFIN20070403_140021_000000362057_00010_26617_6559.N1 | 03-APR-2007 14:00:21 | Bright | 35.500 | 60 | 7Bet UMi | 2.0810 | 3950.0 | 71 | 26617 | No |
| 78 | GOM_NL__2PRFIN20070403_140214_000000342057_00010_26617_6560.N1 | 03-APR-2007 14:02:14 | Bright | 33.500 | 49 | 1Alp UMi | 1.9900 | 6300.0 | 67 | 26617 | No |
| 79 | GOM_NL__2PRFIN20070403_140954_000000552057_00010_26617_6561.N1 | 03-APR-2007 14:09:54 | Bright | 55.000 | 89 | 5Alp Cep | 2.4510 | 8000.0 | 110 | 26617 | No |
| 80 | GOM_NL__2PRFIN20070403_142529_000000442057_00010_26617_6562.N1 | 03-APR-2007 14:25:29 | Twilight | 44.000 | 61 | 8Eps Peg | 2.1000 | 3900.0 | 88 | 26617 | No |
| 81 | GOM_NL__2PRFIN20070403_142759_000000402057_00010_26617_6563.N1 | 03-APR-2007 14:27:59 | Twilight | 40.000 | 162 | 34Alp Aqr | 2.9440 | 5350.0 | 80 | 26617 | No |
| 82 | GOM_NL__2PRFIN20070403_143008_000000432057_00010_26617_6564.N1 | 03-APR-2007 14:30:08 | Dark | 43.000 | 154 | 22Bet Aqr | 2.8990 | 5700.0 | 86 | 26617 | No |
| 83 | GOM_NL__2PRFIN20070403_143240_000000402057_00010_26617_6565.N1 | 03-APR-2007 14:32:40 | Dark | 40.000 | 142 | 49Del Cap | 2.8500 | 8900.0 | 80 | 26617 | No |
| 84 | GOM_NL__2PRFIN20070403_144457_000000382057_00010_26617_6566.N1 | 03-APR-2007 14:44:57 | Dark | 38.000 | 45 | Alp Pav | 1.9400 | 26000. | 76 | 26617 | No |
| 85 | GOM_NL__2PRFIN20070403_145228_000000422057_00011_26618_6562.N1 | 03-APR-2007 14:52:28 | Dark | 41.500 | 43 | Alp TrA | 1.9100 | 4250.0 | 83 | 26618 | No |
| 86 | GOM_NL__2PRFIN20070403_145422_000000392057_00011_26618_6563.N1 | 03-APR-2007 14:54:22 | Dark | 38.500 | 134 | Bet TrA | 2.8100 | 6600.0 | 77 | 26618 | No |
| 87 | GOM_NL__2PRFIN20070403_145659_000000482057_00011_26618_6564.N1 | 03-APR-2007 14:56:59 | Straylight | 47.500 | 4 | Alp1Cen | -0.010000 | 5800.0 | 95 | 26618 | No |
| 88 | GOM_NL__2PRFIN20070403_145941_000000442057_00011_26618_6565.N1 | 03-APR-2007 14:59:41 | Straylight | 44.000 | 20 | Bet Cru | 1.2530 | 30000. | 88 | 26618 | No |
| 89 | GOM_NL__2PRFIN20070403_150234_000000402057_00011_26618_6566.N1 | 03-APR-2007 15:02:34 | Straylight | 40.000 | 64 | Gam Cen | 2.2000 | 10600. | 80 | 26618 | No |
| 90 | GOM_NL__2PRFIN20070403_150510_000000422057_00011_26618_6567.N1 | 03-APR-2007 15:05:10 | Straylight | 41.500 | 123 | lot Cen | 2.7500 | 10200. | 83 | 26618 | No |
| 91 | GOM_NL__2PRFIN20070403_150956_000000442057_00011_26618_6568.N1 | 03-APR-2007 15:09:56 | Twilight | 43.500 | 106 | 9Bet Crv | 2.6480 | 5600.0 | 87 | 26618 | No |
| 92 | GOM_NL__2PRFIN20070403_151152_000000442057_00011_26618_6569.N1 | 03-APR-2007 15:11:52 | Twilight | 43.500 | 100 | 4Gam Crv | 2.5800 | 13100. | 87 | 26618 | No |
| 93 | GOM_NL__2PRFIN20070403_152127_000000382057_00011_26618_6570.N1 | 03-APR-2007 15:21:27 | Bright | 37.500 | 62 | 94Bet Leo | 2.1360 | 9700.0 | 75 | 26618 | No |
| 94 | GOM_NL__2PRFIN20070403_152307_000000362057_00011_26618_6571.N1 | 03-APR-2007 15:23:07 | Bright | 35.500 | 96 | 68Del Leo | 2.5600 | 9300.0 | 71 | 26618 | No |
| 95 | GOM_NL__2PRFIN20070403_152954_000000342057_00011_26618_6572.N1 | 03-APR-2007 15:29:54 | Bright | 34.000 | 174 | 52Psi UMa | 3.0040 | 4400.0 | 68 | 26618 | No |
| 96 | GOM_NL__2PRFIN20070403_153251_000000372057_00011_26618_6573.N1 | 03-APR-2007 15:32:51 | Bright | 37.000 | 87 | 64Gam UMa | 2.4330 | 11000. | 74 | 26618 | No |
| 97 | GOM_NL__2PRFIN20070403_153446_000000382057_00011_26618_6574.N1 | 03-APR-2007 15:34:46 | Bright | 37.500 | 36 | 50Alp UMa | 1.8000 | 6300.0 | 75 | 26618 | No |
| 98 | GOM_NL__2PRFIN20070403_154057_000000402057_00011_26618_6575.N1 | 03-APR-2007 15:40:57 | Bright | 39.500 | 60 | 7Bet UMi | 2.0810 | 3950.0 | 79 | 26618 | No |
| 99 | GOM_NL__2PRFIN20070403_154250_000000362057_00011_26618_6576.N1 | 03-APR-2007 15:42:50 | Bright | 35.500 | 49 | 1Alp UMi | 1.9900 | 6300.0 | 71 | 26618 | No |
| 100 | GOM_NL__2PRFIN20070403_155030_000000362057_00011_26618_6577.N1 | 03-APR-2007 15:50:30 | Bright | 36.000 | 89 | 5Alp Cep | 2.4510 | 8000.0 | 72 | 26618 | No |
| 101 | GOM_NL__2PRFIN20070403_160605_000000462057_00011_26618_6578.N1 | 03-APR-2007 16:06:05 | Twilight | 45.500 | 61 | 8Eps Peg | 2.1000 | 3900.0 | 91 | 26618 | No |

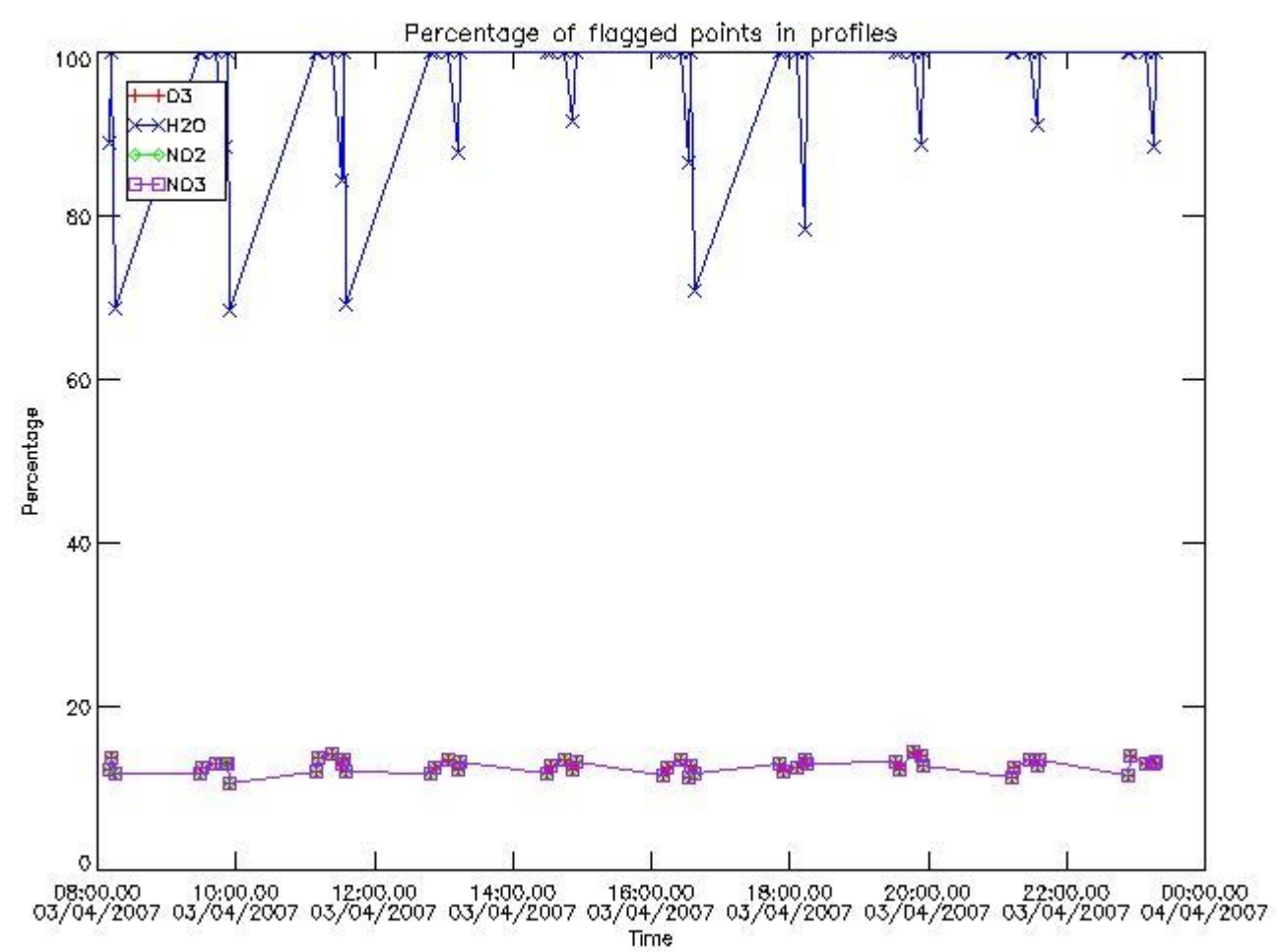
| | | | | | | | | | | | |
|-----|--|----------------------|----------------|--------|-----|-----------|-----------|--------|-----|-------|----|
| 102 | GOM_NL__2PRFIN20070403_160835_000000412057_00011_26618_6579.N1 | 03-APR-2007 16:08:35 | Twilight | 41.000 | 162 | 34Alp Aqr | 2.9440 | 5350.0 | 82 | 26618 | No |
| 103 | GOM_NL__2PRFIN20070403_161044_000000452057_00011_26618_6580.N1 | 03-APR-2007 16:10:44 | Dark | 44.500 | 154 | 22Bet Aqr | 2.8990 | 5700.0 | 89 | 26618 | No |
| 104 | GOM_NL__2PRFIN20070403_161317_000000412057_00011_26618_6581.N1 | 03-APR-2007 16:13:17 | Dark | 41.000 | 142 | 49Del Cap | 2.8500 | 8900.0 | 82 | 26618 | No |
| 105 | GOM_NL__2PRFIN20070403_162533_000000382057_00011_26618_6582.N1 | 03-APR-2007 16:25:33 | Dark | 38.000 | 45 | Alp Pav | 1.9400 | 26000. | 76 | 26618 | No |
| 106 | GOM_NL__2PRFIN20070403_163305_000000452057_00012_26619_6579.N1 | 03-APR-2007 16:33:05 | Dark | 45.000 | 43 | Alp TrA | 1.9100 | 4250.0 | 90 | 26619 | No |
| 107 | GOM_NL__2PRFIN20070403_163458_000000402057_00012_26619_6580.N1 | 03-APR-2007 16:34:58 | Dark | 40.000 | 134 | Bet TrA | 2.8100 | 6600.0 | 80 | 26619 | No |
| 108 | GOM_NL__2PRFIN20070403_163735_000000442057_00012_26619_6581.N1 | 03-APR-2007 16:37:35 | Dark | 43.500 | 4 | Alp1Cen | -0.010000 | 5800.0 | 87 | 26619 | No |
| 109 | GOM_NL__2PRFIN20070403_164017_000000412057_00012_26619_6582.N1 | 03-APR-2007 16:40:17 | Straylight | 41.000 | 20 | Bet Cru | 1.2530 | 30000. | 82 | 26619 | No |
| 110 | GOM_NL__2PRFIN20070403_164310_000000382057_00012_26619_6583.N1 | 03-APR-2007 16:43:10 | Straylight | 38.000 | 64 | Gam Cen | 2.2000 | 10600. | 76 | 26619 | No |
| 111 | GOM_NL__2PRFIN20070403_164546_000000412057_00012_26619_6584.N1 | 03-APR-2007 16:45:46 | Straylight | 41.000 | 123 | lot Cen | 2.7500 | 10200. | 82 | 26619 | No |
| 112 | GOM_NL__2PRFIN20070403_165032_000000462057_00012_26619_6585.N1 | 03-APR-2007 16:50:32 | Tw_i_and_stray | 45.500 | 106 | 9Bet Crv | 2.6480 | 5600.0 | 91 | 26619 | No |
| 113 | GOM_NL__2PRFIN20070403_165228_000000412057_00012_26619_6586.N1 | 03-APR-2007 16:52:28 | Tw_i_and_stray | 41.000 | 100 | 4Gam Crv | 2.5800 | 13100. | 82 | 26619 | No |
| 114 | GOM_NL__2PRFIN20070403_170203_000000372057_00012_26619_6587.N1 | 03-APR-2007 17:02:03 | Bright | 37.000 | 62 | 94Bet Leo | 2.1360 | 9700.0 | 74 | 26619 | No |
| 115 | GOM_NL__2PRFIN20070403_170343_000000362057_00012_26619_6588.N1 | 03-APR-2007 17:03:43 | Bright | 35.500 | 96 | 68Del Leo | 2.5600 | 9300.0 | 71 | 26619 | No |
| 116 | GOM_NL__2PRFIN20070403_171030_000000362057_00012_26619_6589.N1 | 03-APR-2007 17:10:30 | Bright | 36.000 | 174 | 52Psi UMa | 3.0040 | 4400.0 | 72 | 26619 | No |
| 117 | GOM_NL__2PRFIN20070403_171327_000000372057_00012_26619_6590.N1 | 03-APR-2007 17:13:27 | Bright | 37.000 | 87 | 64Gam UMa | 2.4330 | 11000. | 74 | 26619 | No |
| 118 | GOM_NL__2PRFIN20070403_171522_000000382057_00012_26619_6591.N1 | 03-APR-2007 17:15:22 | Bright | 38.000 | 36 | 50Alp UMa | 1.8000 | 6300.0 | 76 | 26619 | No |
| 119 | GOM_NL__2PRFIN20070403_172133_000000382057_00012_26619_6592.N1 | 03-APR-2007 17:21:33 | Bright | 38.000 | 60 | 7Bet UMi | 2.0810 | 3950.0 | 76 | 26619 | No |
| 120 | GOM_NL__2PRFIN20070403_172326_000000372057_00012_26619_6593.N1 | 03-APR-2007 17:23:26 | Bright | 36.500 | 49 | 1Alp UMi | 1.9900 | 6300.0 | 73 | 26619 | No |
| 121 | GOM_NL__2PRFIN20070403_173105_000000352057_00012_26619_6594.N1 | 03-APR-2007 17:31:05 | Bright | 35.000 | 89 | 5Alp Cep | 2.4510 | 8000.0 | 70 | 26619 | No |
| 122 | GOM_NL__2PRFIN20070403_174642_000000452057_00012_26619_6595.N1 | 03-APR-2007 17:46:42 | Tw_i_and_stray | 44.500 | 61 | 8Eps Peg | 2.1000 | 3900.0 | 89 | 26619 | No |
| 123 | GOM_NL__2PRFIN20070403_174911_000000442057_00012_26619_6596.N1 | 03-APR-2007 17:49:11 | Twilight | 44.000 | 162 | 34Alp Aqr | 2.9440 | 5350.0 | 88 | 26619 | No |
| 124 | GOM_NL__2PRFIN20070403_175120_000000432057_00012_26619_6597.N1 | 03-APR-2007 17:51:20 | Dark | 43.000 | 154 | 22Bet Aqr | 2.8990 | 5700.0 | 86 | 26619 | No |
| 125 | GOM_NL__2PRFIN20070403_175353_000000422057_00012_26619_6598.N1 | 03-APR-2007 17:53:53 | Dark | 42.000 | 142 | 49Del Cap | 2.8500 | 8900.0 | 84 | 26619 | No |
| 126 | GOM_NL__2PRFIN20070403_180610_000000412057_00012_26619_6599.N1 | 03-APR-2007 18:06:10 | Dark | 41.000 | 45 | Alp Pav | 1.9400 | 26000. | 82 | 26619 | No |
| 127 | GOM_NL__2PRFIN20070403_181341_000000382057_00013_26620_6600.N1 | 03-APR-2007 18:13:41 | Dark | 37.500 | 43 | Alp TrA | 1.9100 | 4250.0 | 75 | 26620 | No |
| 128 | GOM_NL__2PRFIN20070403_181535_000000392057_00013_26620_6601.N1 | 03-APR-2007 18:15:35 | Dark | 39.000 | 134 | Bet TrA | 2.8100 | 6600.0 | 78 | 26620 | No |
| 129 | GOM_NL__2PRFIN20070403_181811_000000532057_00013_26620_6602.N1 | 03-APR-2007 18:18:11 | Straylight | 53.000 | 4 | Alp1Cen | -0.010000 | 5800.0 | 106 | 26620 | No |
| 130 | GOM_NL__2PRFIN20070403_182054_000000372057_00013_26620_6603.N1 | 03-APR-2007 18:20:54 | Straylight | 37.000 | 20 | Bet Cru | 1.2530 | 30000. | 74 | 26620 | No |
| 131 | GOM_NL__2PRFIN20070403_182346_000000382057_00013_26620_6604.N1 | 03-APR-2007 18:23:46 | Straylight | 37.500 | 64 | Gam Cen | 2.2000 | 10600. | 75 | 26620 | No |
| 132 | GOM_NL__2PRFIN20070403_182623_000000452057_00013_26620_6605.N1 | 03-APR-2007 18:26:23 | Straylight | 44.500 | 123 | lot Cen | 2.7500 | 10200. | 89 | 26620 | No |
| 133 | GOM_NL__2PRFIN20070403_183108_000000442057_00013_26620_6606.N1 | 03-APR-2007 18:31:08 | Tw_i_and_stray | 44.000 | 106 | 9Bet Crv | 2.6480 | 5600.0 | 88 | 26620 | No |
| 134 | GOM_NL__2PRFIN20070403_183304_000000432057_00013_26620_6607.N1 | 03-APR-2007 18:33:04 | Tw_i_and_stray | 43.000 | 100 | 4Gam Crv | 2.5800 | 13100. | 86 | 26620 | No |
| 135 | GOM_NL__2PRFIN20070403_184239_000000382057_00013_26620_6608.N1 | 03-APR-2007 18:42:39 | Bright | 38.000 | 62 | 94Bet Leo | 2.1360 | 9700.0 | 76 | 26620 | No |
| 136 | GOM_NL__2PRFIN20070403_184419_000000362057_00013_26620_6609.N1 | 03-APR-2007 18:44:19 | Bright | 35.500 | 96 | 68Del Leo | 2.5600 | 9300.0 | 71 | 26620 | No |
| 137 | GOM_NL__2PRFIN20070403_185106_000000342057_00013_26620_6610.N1 | 03-APR-2007 18:51:06 | Bright | 34.000 | 174 | 52Psi UMa | 3.0040 | 4400.0 | 68 | 26620 | No |
| 138 | GOM_NL__2PRFIN20070403_185402_000000382057_00013_26620_6611.N1 | 03-APR-2007 18:54:02 | Bright | 38.000 | 87 | 64Gam UMa | 2.4330 | 11000. | 76 | 26620 | No |
| 139 | GOM_NL__2PRFIN20070403_185558_000000362057_00013_26620_6612.N1 | 03-APR-2007 18:55:58 | Bright | 35.500 | 36 | 50Alp UMa | 1.8000 | 6300.0 | 71 | 26620 | No |
| 140 | GOM_NL__2PRFIN20070403_190208_000000392057_00013_26620_6613.N1 | 03-APR-2007 19:02:08 | Bright | 38.500 | 60 | 7Bet UMi | 2.0810 | 3950.0 | 77 | 26620 | No |
| 141 | GOM_NL__2PRFIN20070403_190402_000000372057_00013_26620_6614.N1 | 03-APR-2007 19:04:02 | Bright | 36.500 | 49 | 1Alp UMi | 1.9900 | 6300.0 | 73 | 26620 | No |
| 142 | GOM_NL__2PRFIN20070403_191141_000000352057_00013_26620_6615.N1 | 03-APR-2007 19:11:41 | Bright | 35.000 | 89 | 5Alp Cep | 2.4510 | 8000.0 | 70 | 26620 | No |
| 143 | GOM_NL__2PRFIN20070403_192718_000000472057_00013_26620_6616.N1 | 03-APR-2007 19:27:18 | Tw_i_and_stray | 47.000 | 61 | 8Eps Peg | 2.1000 | 3900.0 | 94 | 26620 | No |
| 144 | GOM_NL__2PRFIN20070403_192948_000000412057_00013_26620_6617.N1 | 03-APR-2007 19:29:48 | Twilight | 41.000 | 162 | 34Alp Aqr | 2.9440 | 5350.0 | 82 | 26620 | No |
| 145 | GOM_NL__2PRFIN20070403_193157_000000432057_00013_26620_6618.N1 | 03-APR-2007 19:31:57 | Dark | 42.500 | 154 | 22Bet Aqr | 2.8990 | 5700.0 | 85 | 26620 | No |
| 146 | GOM_NL__2PRFIN20070403_193429_000000422057_00013_26620_6619.N1 | 03-APR-2007 19:34:29 | Dark | 41.500 | 142 | 49Del Cap | 2.8500 | 8900.0 | 83 | 26620 | No |
| 147 | GOM_NL__2PRFIN20070403_194646_000000392057_00013_26620_6620.N1 | 03-APR-2007 19:46:46 | Dark | 38.500 | 45 | Alp Pav | 1.9400 | 26000. | 77 | 26620 | No |
| 148 | GOM_NL__2PRFIN20070403_195417_000000402057_00014_26621_6615.N1 | 03-APR-2007 19:54:17 | Dark | 40.000 | 43 | Alp TrA | 1.9100 | 4250.0 | 80 | 26621 | No |
| 149 | GOM_NL__2PRFIN20070403_195611_000000402057_00014_26621_6616.N1 | 03-APR-2007 19:56:11 | Dark | 40.000 | 134 | Bet TrA | 2.8100 | 6600.0 | 80 | 26621 | No |
| 150 | GOM_NL__2PRFIN20070403_195848_000000452057_00014_26621_6617.N1 | 03-APR-2007 19:58:48 | Straylight | 44.500 | 4 | Alp1Cen | -0.010000 | 5800.0 | 89 | 26621 | No |
| 151 | GOM_NL__2PRFIN20070403_200132_000000352057_00014_26621_6618.N1 | 03-APR-2007 20:01:32 | Straylight | 35.000 | 20 | Bet Cru | 1.2530 | 30000. | 70 | 26621 | No |
| 152 | GOM_NL__2PRFIN20070403_200422_000000412057_00014_26621_6619.N1 | 03-APR-2007 20:04:22 | Straylight | 41.000 | 64 | Gam Cen | 2.2000 | 10600. | 82 | 26621 | No |
| 153 | GOM_NL__2PRFIN20070403_200659_000000432057_00014_26621_6620.N1 | 03-APR-2007 20:06:59 | Straylight | 42.500 | 123 | lot Cen | 2.7500 | 10200. | 85 | 26621 | No |
| 154 | GOM_NL__2PRFIN20070403_201144_000000472057_00014_26621_6621.N1 | 03-APR-2007 20:11:44 | Tw_i_and_stray | 46.500 | 106 | 9Bet Crv | 2.6480 | 5600.0 | 93 | 26621 | No |
| 155 | GOM_NL__2PRFIN20070403_201340_000000422057_00014_26621_6622.N1 | 03-APR-2007 20:13:40 | Tw_i_and_stray | 41.500 | 100 | 4Gam Crv | 2.5800 | 13100. | 83 | 26621 | No |
| 156 | GOM_NL__2PRFIN20070403_202315_000000382057_00014_26621_6623.N1 | 03-APR-2007 20:23:15 | Bright | 37.500 | 62 | 94Bet Leo | 2.1360 | 9700.0 | 75 | 26621 | No |
| 157 | GOM_NL__2PRFIN20070403_202455_000000362057_00014_26621_6624.N1 | 03-APR-2007 20:24:55 | Bright | 36.000 | 96 | 68Del Leo | 2.5600 | 9300.0 | 72 | 26621 | No |
| 158 | GOM_NL__2PRFIN20070403_203142_000000362057_00014_26621_6625.N1 | 03-APR-2007 20:31:42 | Bright | 36.000 | 174 | 52Psi UMa | 3.0040 | 4400.0 | 72 | 26621 | No |
| 159 | GOM_NL__2PRFIN20070403_203438_000000372057_00014_26621_6626.N1 | 03-APR-2007 20:34:38 | Bright | 36.500 | 87 | 64Gam UMa | 2.4330 | 11000. | 73 | 26621 | No |
| 160 | GOM_NL__2PRFIN20070403_203634_000000362057_00014_26621_6627.N1 | 03-APR-2007 20:36:34 | Bright | 36.000 | 36 | 50Alp UMa | 1.8000 | 6300.0 | 72 | 26621 | No |

| | | | | | | | | | | | |
|-----|--|----------------------|------------|--------|-----|-----------|-----------|--------|-----|-------|----|
| 161 | GOM_NL__2PRFIN20070403_204244_000000402057_00014_26621_6628.N1 | 03-APR-2007 20:42:44 | Bright | 40.000 | 60 | 7Bet UMi | 2.0810 | 3950.0 | 80 | 26621 | No |
| 162 | GOM_NL__2PRFIN20070403_204438_000000362057_00014_26621_6629.N1 | 03-APR-2007 20:44:38 | Bright | 36.000 | 49 | 1Alp UMi | 1.9900 | 6300.0 | 72 | 26621 | No |
| 163 | GOM_NL__2PRFIN20070403_205217_000000362057_00014_26621_6630.N1 | 03-APR-2007 20:52:17 | Bright | 35.500 | 89 | 5Alp Cep | 2.4510 | 8000.0 | 71 | 26621 | No |
| 164 | GOM_NL__2PRFIN20070403_210754_000000462057_00014_26621_6631.N1 | 03-APR-2007 21:07:54 | Twilight | 46.000 | 61 | 8Eps Peg | 2.1000 | 3900.0 | 92 | 26621 | No |
| 165 | GOM_NL__2PRFIN20070403_211024_000000412057_00014_26621_6632.N1 | 03-APR-2007 21:10:24 | Twilight | 40.500 | 162 | 34Alp Aqr | 2.9440 | 5350.0 | 81 | 26621 | No |
| 166 | GOM_NL__2PRFIN20070403_211233_000000452057_00014_26621_6633.N1 | 03-APR-2007 21:12:33 | Dark | 44.500 | 154 | 22Bet Aqr | 2.8990 | 5700.0 | 89 | 26621 | No |
| 167 | GOM_NL__2PRFIN20070403_211506_000000412057_00014_26621_6634.N1 | 03-APR-2007 21:15:06 | Dark | 40.500 | 142 | 49Del Cap | 2.8500 | 8900.0 | 81 | 26621 | No |
| 168 | GOM_NL__2PRFIN20070403_212722_000000382057_00014_26621_6635.N1 | 03-APR-2007 21:27:22 | Dark | 38.000 | 45 | Alp Pav | 1.9400 | 26000. | 76 | 26621 | No |
| 169 | GOM_NL__2PRFIN20070403_213454_000000402057_00015_26622_6626.N1 | 03-APR-2007 21:34:54 | Dark | 40.000 | 43 | Alp TrA | 1.9100 | 4250.0 | 80 | 26622 | No |
| 170 | GOM_NL__2PRFIN20070403_213648_000000382057_00015_26622_6627.N1 | 03-APR-2007 21:36:48 | Dark | 38.000 | 134 | Bet TrA | 2.8100 | 6600.0 | 76 | 26622 | No |
| 171 | GOM_NL__2PRFIN20070403_213924_000000522057_00015_26622_6628.N1 | 03-APR-2007 21:39:24 | Straylight | 52.000 | 4 | Alp1Cen | -0.010000 | 5800.0 | 104 | 26622 | No |
| 172 | GOM_NL__2PRFIN20070403_214214_000000442057_00015_26622_6629.N1 | 03-APR-2007 21:42:14 | Straylight | 43.500 | 78 | Alp Lup | 2.3040 | 28000. | 87 | 26622 | No |
| 173 | GOM_NL__2PRFIN20070403_214459_000000432057_00015_26622_6630.N1 | 03-APR-2007 21:44:59 | Straylight | 42.500 | 64 | Gam Cen | 2.2000 | 10600. | 85 | 26622 | No |
| 174 | GOM_NL__2PRFIN20070403_214735_000000442057_00015_26622_6631.N1 | 03-APR-2007 21:47:35 | Straylight | 43.500 | 123 | lot Cen | 2.7500 | 10200. | 87 | 26622 | No |
| 175 | GOM_NL__2PRFIN20070403_215220_000000442057_00015_26622_6632.N1 | 03-APR-2007 21:52:20 | Twilight | 44.000 | 106 | 9Bet Crv | 2.6480 | 5600.0 | 88 | 26622 | No |
| 176 | GOM_NL__2PRFIN20070403_215416_000000402057_00015_26622_6633.N1 | 03-APR-2007 21:54:16 | Twilight | 40.000 | 100 | 4Gam Crv | 2.5800 | 13100. | 80 | 26622 | No |
| 177 | GOM_NL__2PRFIN20070403_220351_000000382057_00015_26622_6634.N1 | 03-APR-2007 22:03:51 | Bright | 37.500 | 62 | 94Bet Leo | 2.1360 | 9700.0 | 75 | 26622 | No |
| 178 | GOM_NL__2PRFIN20070403_220531_000000352057_00015_26622_6635.N1 | 03-APR-2007 22:05:31 | Bright | 35.000 | 96 | 68Del Leo | 2.5600 | 9300.0 | 70 | 26622 | No |
| 179 | GOM_NL__2PRFIN20070403_221218_000000362057_00015_26622_6636.N1 | 03-APR-2007 22:12:18 | Bright | 35.500 | 174 | 52Psi UMa | 3.0040 | 4400.0 | 71 | 26622 | No |
| 180 | GOM_NL__2PRFIN20070403_221514_000000372057_00015_26622_6637.N1 | 03-APR-2007 22:15:14 | Bright | 37.000 | 87 | 64Gam UMa | 2.4330 | 11000. | 74 | 26622 | No |
| 181 | GOM_NL__2PRFIN20070403_221709_000000382057_00015_26622_6638.N1 | 03-APR-2007 22:17:09 | Bright | 37.500 | 36 | 50Alp UMa | 1.8000 | 6300.0 | 75 | 26622 | No |
| 182 | GOM_NL__2PRFIN20070403_222319_000000582057_00015_26622_6639.N1 | 03-APR-2007 22:23:19 | Bright | 58.000 | 60 | 7Bet UMi | 2.0810 | 3950.0 | 116 | 26622 | No |
| 183 | GOM_NL__2PRFIN20070403_222513_000000352057_00015_26622_6640.N1 | 03-APR-2007 22:25:13 | Bright | 34.500 | 49 | 1Alp UMi | 1.9900 | 6300.0 | 69 | 26622 | No |
| 184 | GOM_NL__2PRFIN20070403_223253_000000452057_00015_26622_6641.N1 | 03-APR-2007 22:32:53 | Bright | 44.500 | 89 | 5Alp Cep | 2.4510 | 8000.0 | 89 | 26622 | No |
| 185 | GOM_NL__2PRFIN20070403_224830_000000452057_00015_26622_6642.N1 | 03-APR-2007 22:48:30 | Twilight | 45.000 | 61 | 8Eps Peg | 2.1000 | 3900.0 | 90 | 26622 | No |
| 186 | GOM_NL__2PRFIN20070403_225100_000000412057_00015_26622_6643.N1 | 03-APR-2007 22:51:00 | Twilight | 40.500 | 162 | 34Alp Aqr | 2.9440 | 5350.0 | 81 | 26622 | No |
| 187 | GOM_NL__2PRFIN20070403_225309_000000452057_00015_26622_6644.N1 | 03-APR-2007 22:53:09 | Dark | 44.500 | 154 | 22Bet Aqr | 2.8990 | 5700.0 | 89 | 26622 | No |
| 188 | GOM_NL__2PRFIN20070403_225542_000000402057_00015_26622_6645.N1 | 03-APR-2007 22:55:42 | Dark | 40.000 | 142 | 49Del Cap | 2.8500 | 8900.0 | 80 | 26622 | No |
| 189 | GOM_NL__2PRFIN20070403_230758_000000392057_00015_26622_6646.N1 | 03-APR-2007 23:07:58 | Dark | 39.000 | 45 | Alp Pav | 1.9400 | 26000. | 78 | 26622 | No |
| 190 | GOM_NL__2PRFIN20070403_231530_000000402057_00016_26623_6642.N1 | 03-APR-2007 23:15:30 | Dark | 39.500 | 43 | Alp TrA | 1.9100 | 4250.0 | 79 | 26623 | No |
| 191 | GOM_NL__2PRFIN20070403_231724_000000392057_00016_26623_6643.N1 | 03-APR-2007 23:17:24 | Dark | 38.500 | 134 | Bet TrA | 2.8100 | 6600.0 | 77 | 26623 | No |
| 192 | GOM_NL__2PRFIN20070403_232000_000000532057_00016_26623_6644.N1 | 03-APR-2007 23:20:00 | Straylight | 52.500 | 4 | Alp1Cen | -0.010000 | 5800.0 | 105 | 26623 | No |
| 193 | GOM_NL__2PRFIN20070403_232251_000000452057_00016_26623_6645.N1 | 03-APR-2007 23:22:51 | Straylight | 44.500 | 78 | Alp Lup | 2.3040 | 28000. | 89 | 26623 | No |
| 194 | GOM_NL__2PRFIN20070403_232535_000000412057_00016_26623_6646.N1 | 03-APR-2007 23:25:35 | Straylight | 40.500 | 64 | Gam Cen | 2.2000 | 10600. | 81 | 26623 | No |
| 195 | GOM_NL__2PRFIN20070403_232811_000000422057_00016_26623_6647.N1 | 03-APR-2007 23:28:11 | Straylight | 41.500 | 123 | lot Cen | 2.7500 | 10200. | 83 | 26623 | No |
| 196 | GOM_NL__2PRFIN20070403_233256_000000422057_00016_26623_6648.N1 | 03-APR-2007 23:32:56 | Twilight | 41.500 | 106 | 9Bet Crv | 2.6480 | 5600.0 | 83 | 26623 | No |
| 197 | GOM_NL__2PRFIN20070403_233452_000000412057_00016_26623_6649.N1 | 03-APR-2007 23:34:52 | Twilight | 40.500 | 100 | 4Gam Crv | 2.5800 | 13100. | 81 | 26623 | No |
| 198 | GOM_NL__2PRFIN20070403_234426_000000372057_00016_26623_6650.N1 | 03-APR-2007 23:44:26 | Bright | 37.000 | 62 | 94Bet Leo | 2.1360 | 9700.0 | 74 | 26623 | No |
| 199 | GOM_NL__2PRFIN20070403_234606_000000362057_00016_26623_6651.N1 | 03-APR-2007 23:46:06 | Bright | 36.000 | 96 | 68Del Leo | 2.5600 | 9300.0 | 72 | 26623 | No |
| 200 | GOM_NL__2PRFIN20070403_235254_000000372057_00016_26623_6652.N1 | 03-APR-2007 23:52:54 | Bright | 37.000 | 174 | 52Psi UMa | 3.0040 | 4400.0 | 74 | 26623 | No |
| 201 | GOM_NL__2PRFIN20070403_235549_000000362057_00016_26623_6653.N1 | 03-APR-2007 23:55:49 | Bright | 36.000 | 87 | 64Gam UMa | 2.4330 | 11000. | 72 | 26623 | No |
| 202 | GOM_NL__2PRFIN20070403_235745_000000342057_00016_26623_6654.N1 | 03-APR-2007 23:57:45 | Bright | 33.500 | 36 | 50Alp UMa | 1.8000 | 6300.0 | 67 | 26623 | No |

3. Quality information per product

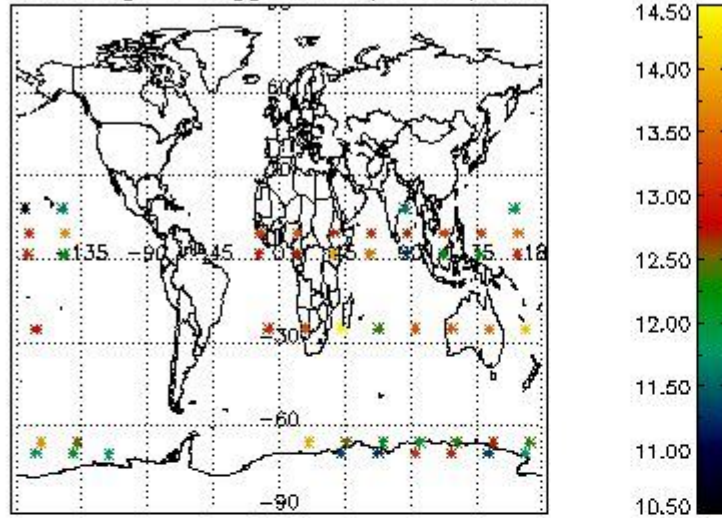
In this section it is plotted some information contained in the Quality Summary data set of the level 2 products. Only products in dark limb conditions and without errors (error flag in the MPH set to "0") are used.

3.1 Plot quality information per product (time dependant)

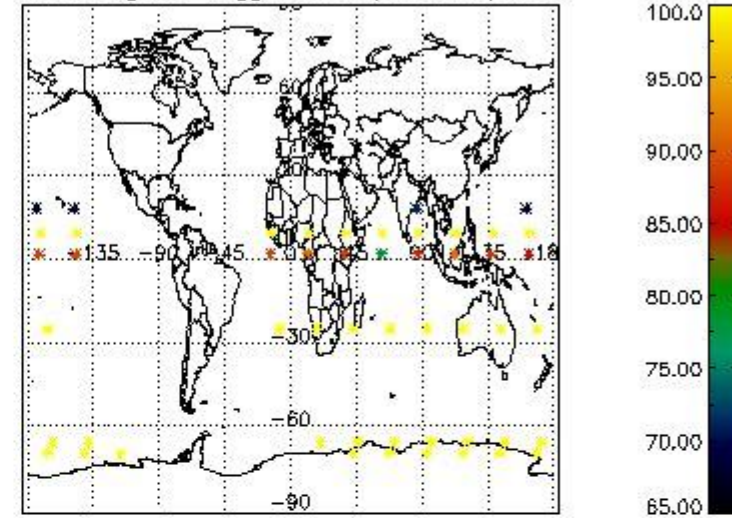


3.2 Plot quality information per product (world map)

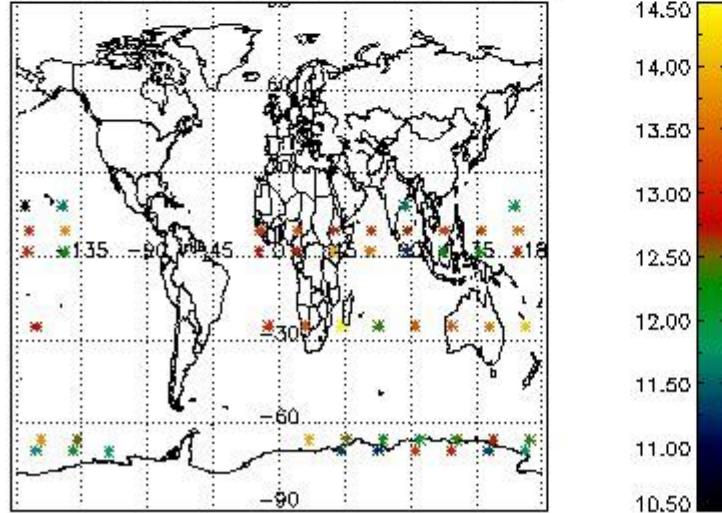
Percentage of flagged data per O3 profile



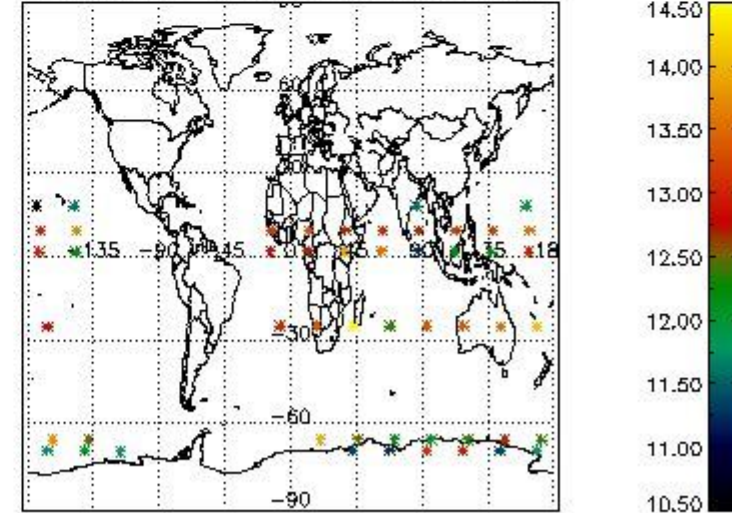
Percentage of flagged data per H2O profile



Percentage of flagged data per NO2 profile



Percentage of flagged data per NO3 profile

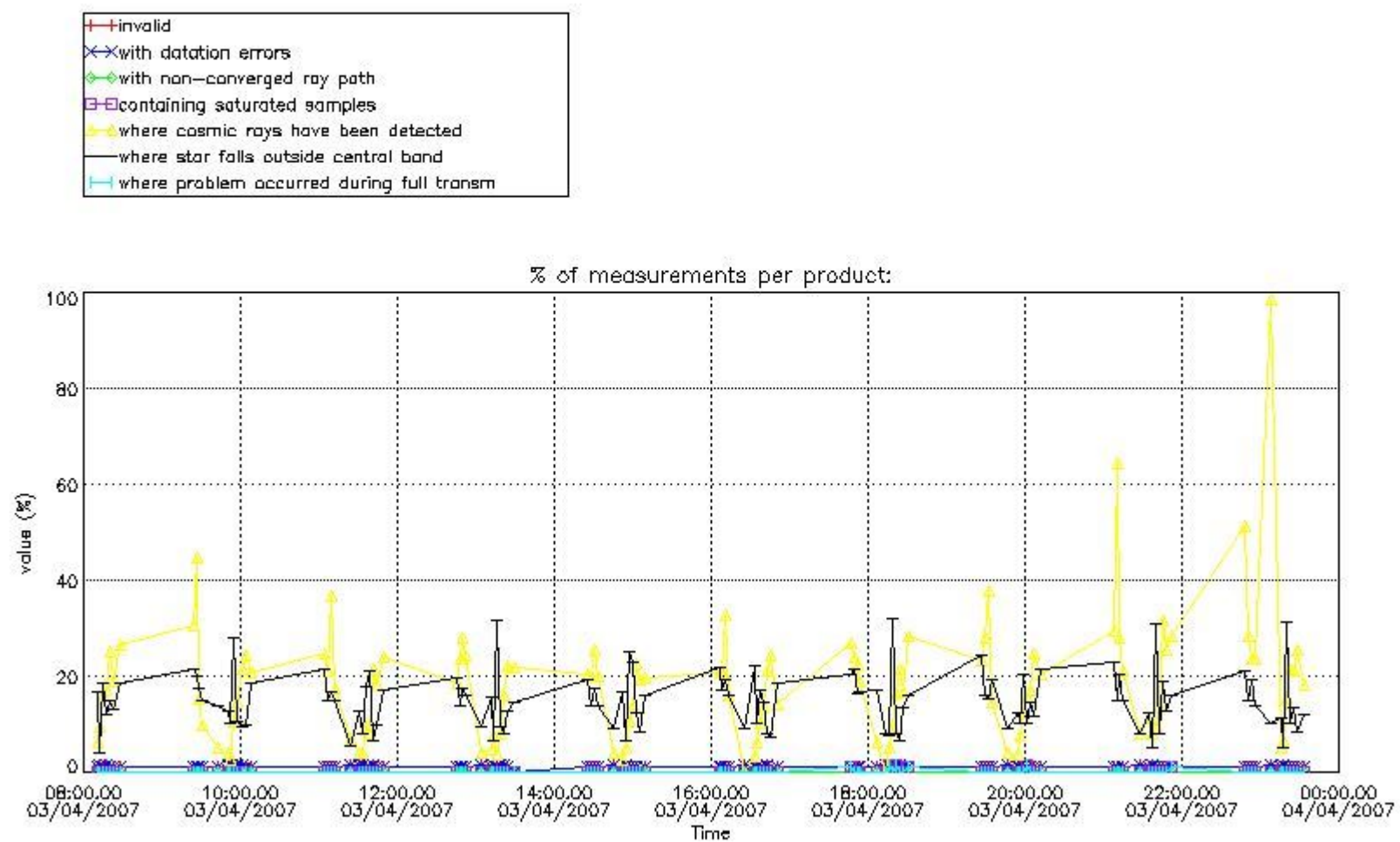


4. Level 1 quality information per product

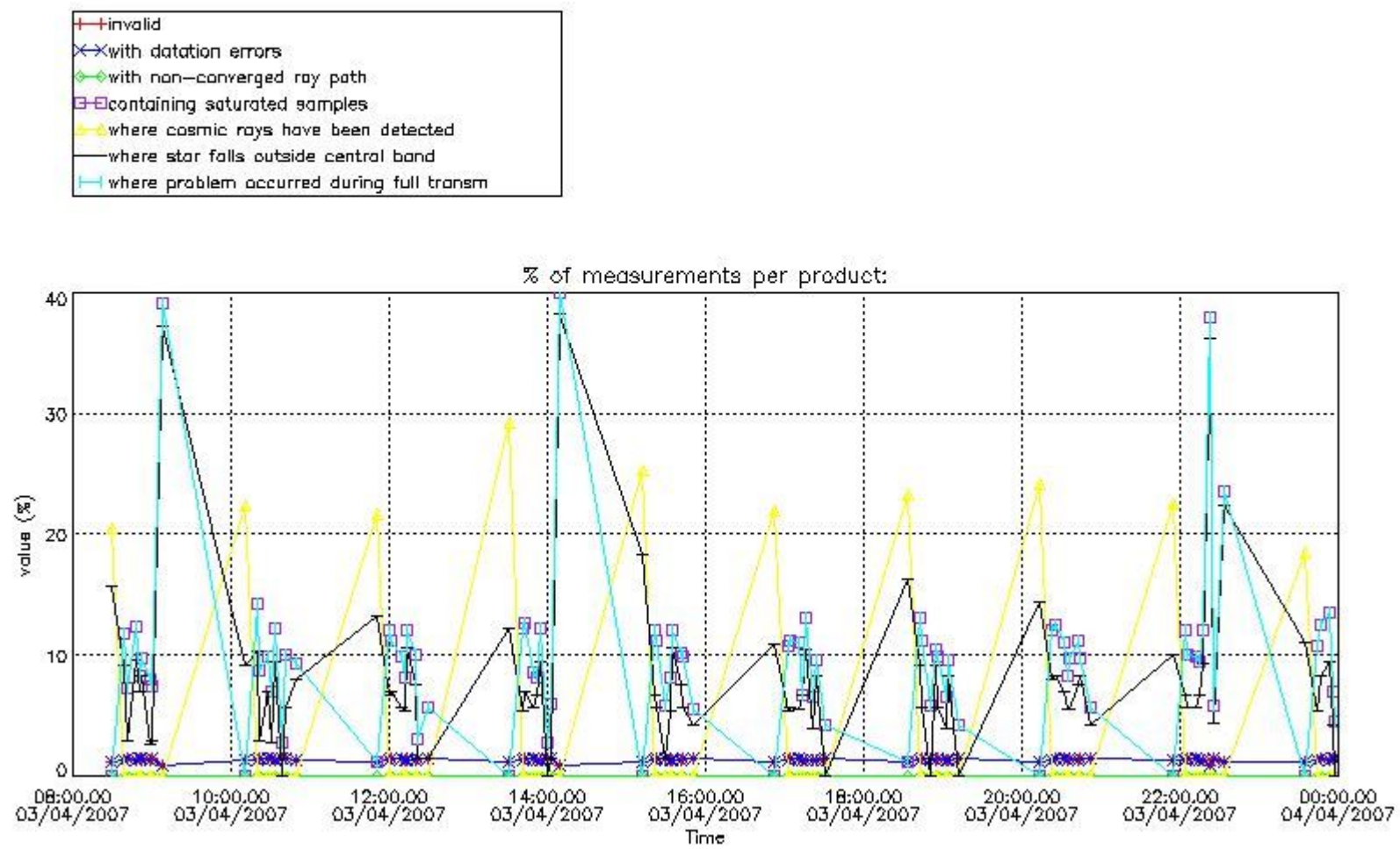
In this section it is plotted some information contained in the Quality Summary data set of the level 2 products that comes from the level 1b processing. Products without errors (error flag in the MPH set to "0") are used.

4.1 Plot quality information per product (time dependant) coming from level 1b processing

4.1.1 Plot level 1 quality information per product (time dependant): ENVISAT ASCENDING passes



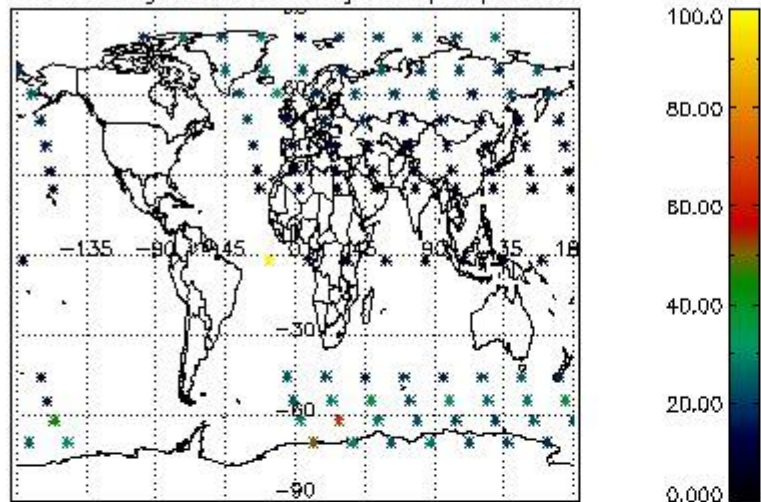
4.1.2 Plot level 1 quality information per product (time dependant): ENVI SAT DESCENDING passes



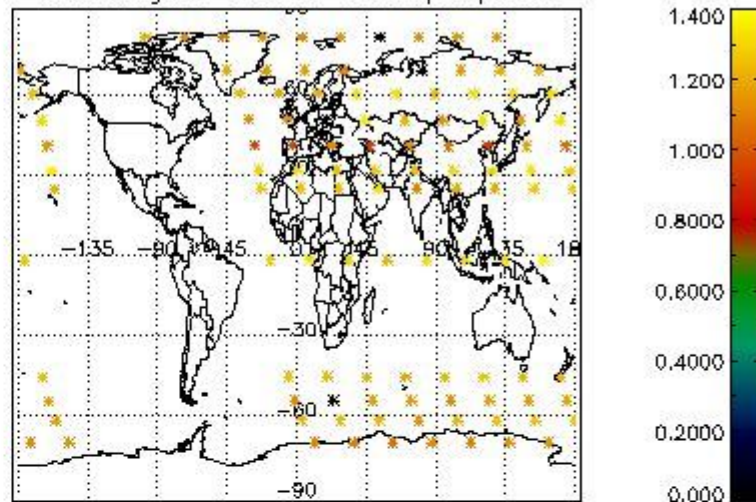
4.2 Plot quality information per product coming from level 1b processing (world map)

4.2.1 Plot level 1 quality information per product (world map): ENVISAT ASCENDING passes

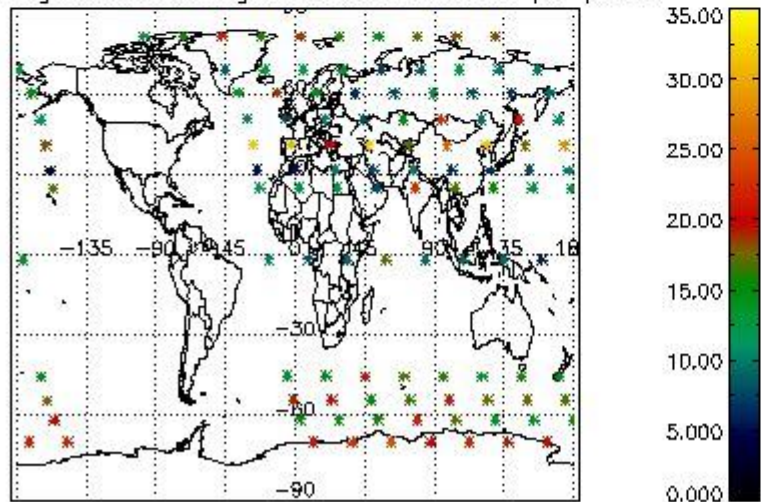
Percentage of cosmic ray hits per profile



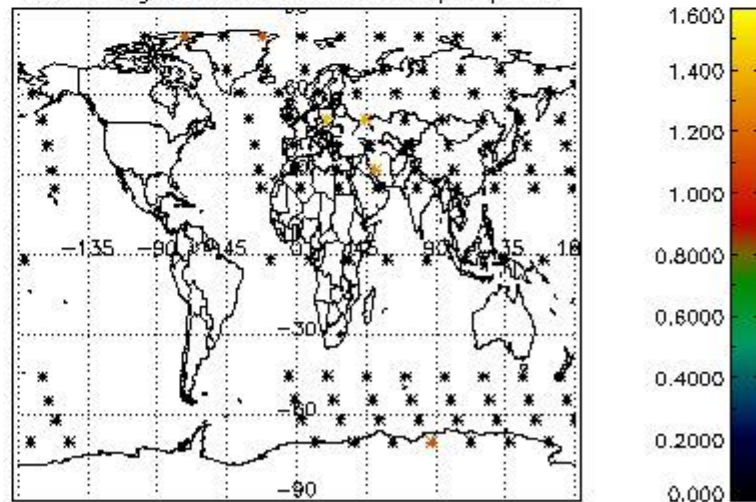
Percentage of datation errors per profile



Percentage of star falling outside central band per profile

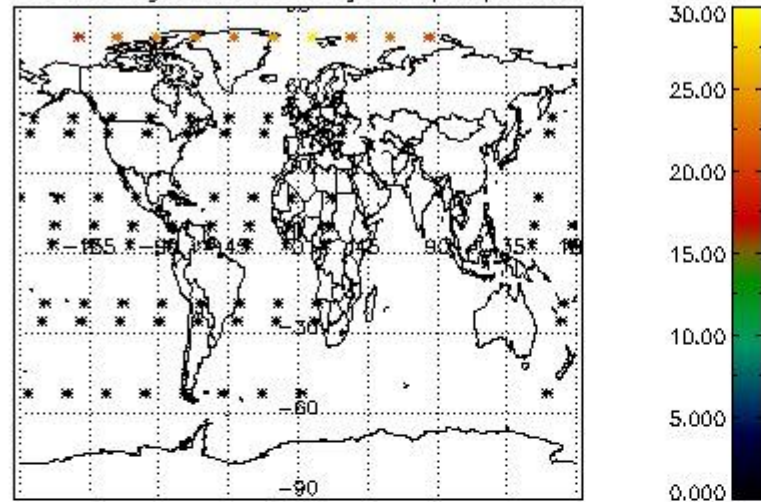


Percentage of saturation errors per profile

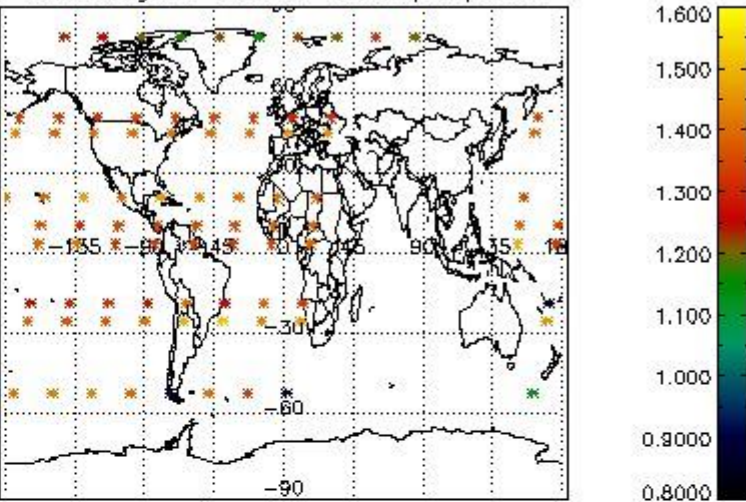


4.2.2 Plot level 1 quality information per product (world map): ENVISAT DESCENDING passes

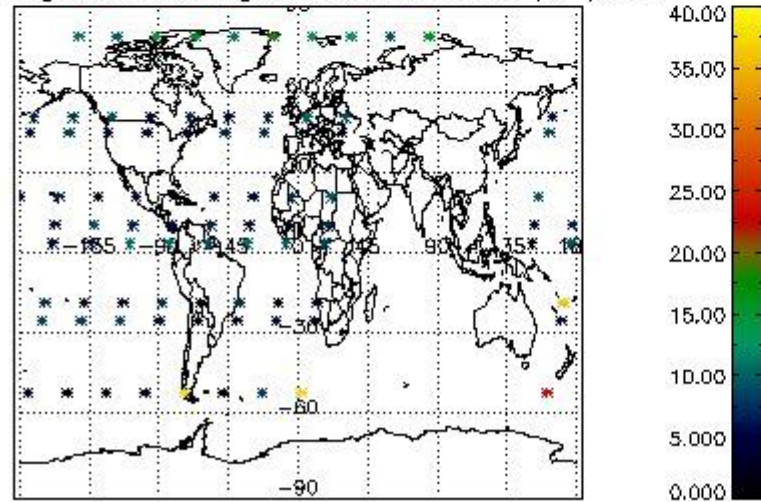
Percentage of cosmic ray hits per profile



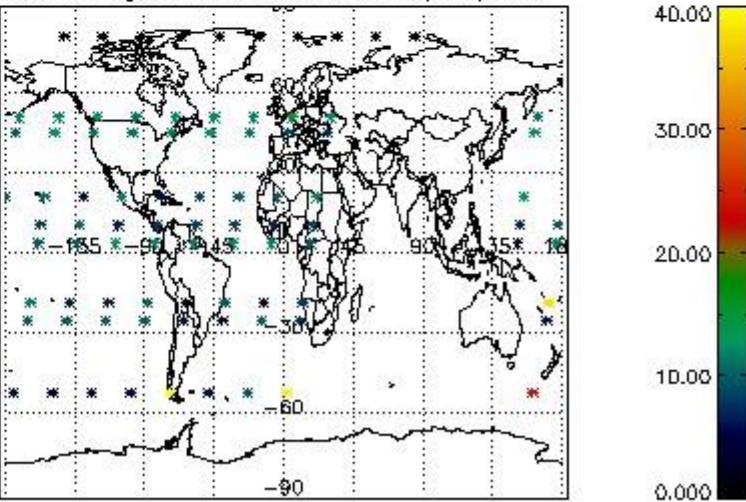
Percentage of datation errors per profile



Percentage of star falling outside central band per profile



Percentage of saturation errors per profile



5. Trace gas profiles

5.1 Ozone statistics based on quality of products

The final quality of the products can be "measured" using the STD (Standard Deviation) attached to every point profile. This information is written to the parameter GOM_NL__2P/NL_LOCAL_SPECIES_DENSITY/o3_std of the level 2 products. The table below shows the statistics for given STD ranges.

The statistics are given with respect to the overall valid production:

- Products without fatal errors: GOM_NL__2P/MPH/PRODUCT_ERR=0
- Valid point profile: GOM_NL__2P/NL_LOCAL_SPECIES_DENSITY/pcd(0)=0

The 'Criteria' is applied to valid points of dark limb products:

- Products in dark limb illumination condition: GOM_NL__2P/NL_SUMMARY_QUALITY/obs_ill_cond=0
- Products without fatal errors: GOM_NL__2P/MPH/PRODUCT_ERR=0
- Valid point profile: GOM_NL__2P/NL_LOCAL_SPECIES_DENSITY/pcd(0)=0

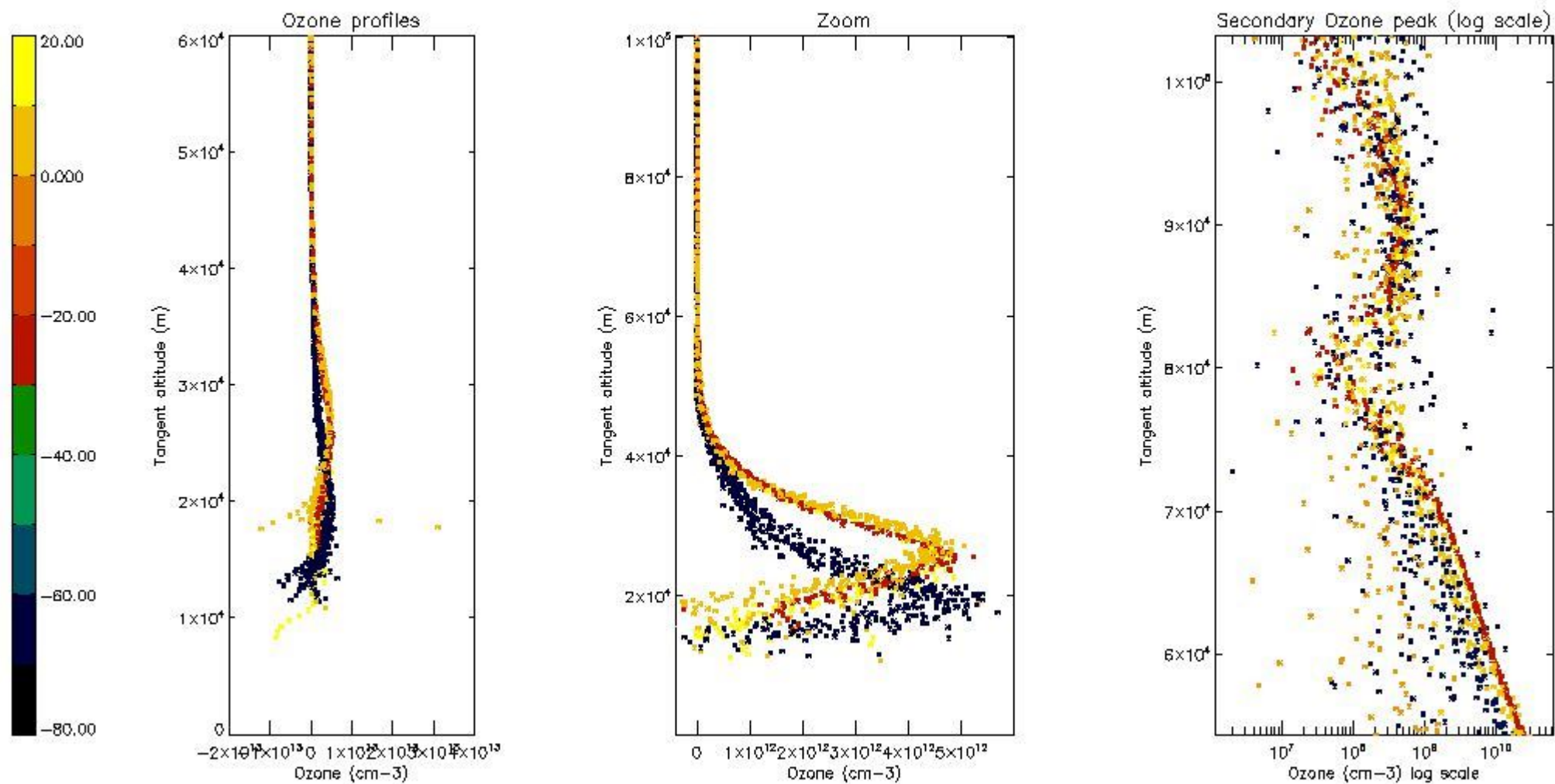
So, the table below shows the percentage of dark limb and valid observations for each criteria with respect to the overall valid daily observations.

| Criteria | % of total production |
|----------|-----------------------|
| All STD | 26 |
| STD < 20 | 11 |

| | |
|----------|---|
| STD < 10 | 7 |
| STD < 5 | 3 |

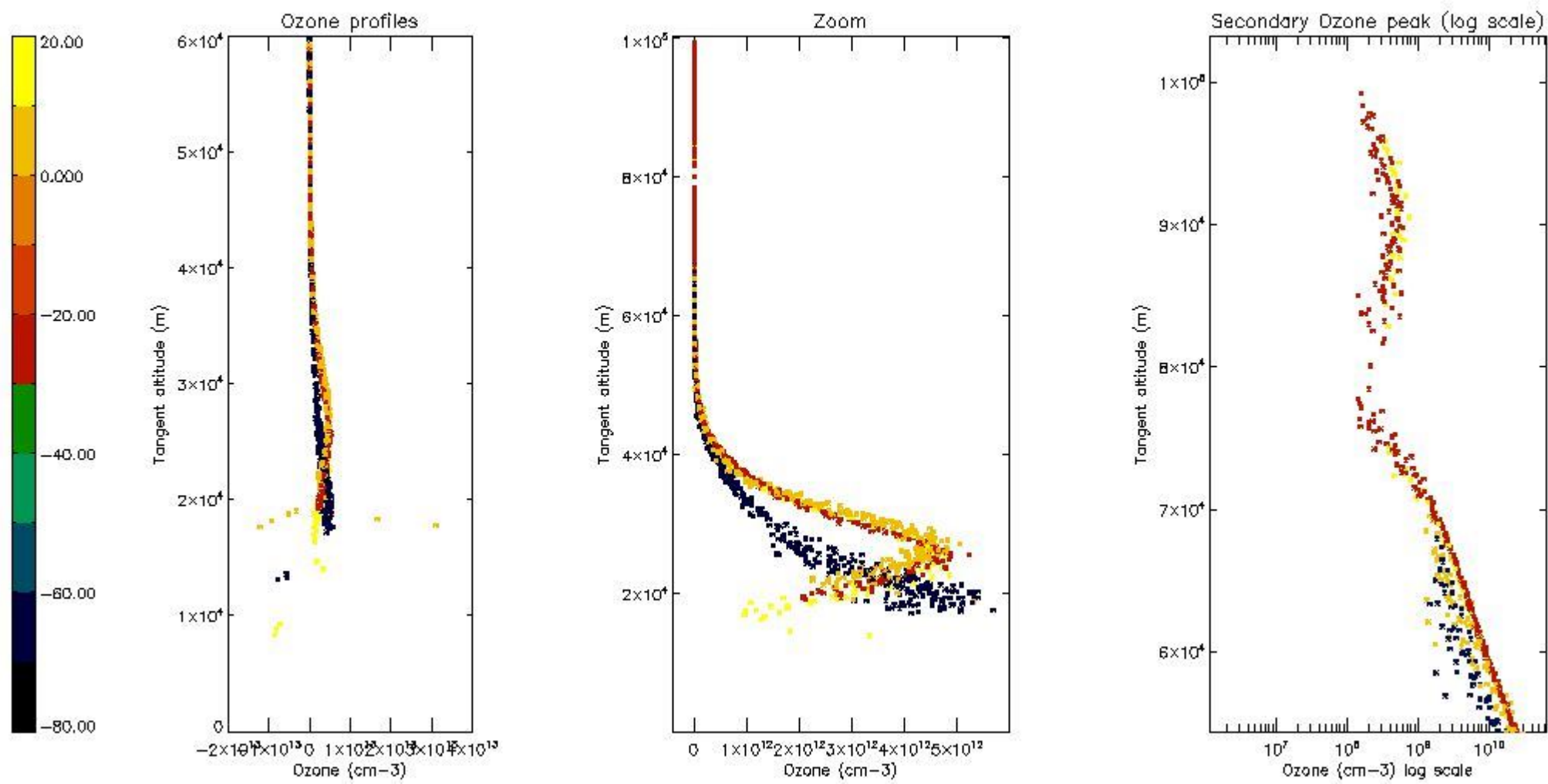
5.2 Plot ozone profiles for all STD (dark without errors)

The colorbar represents the latitude.



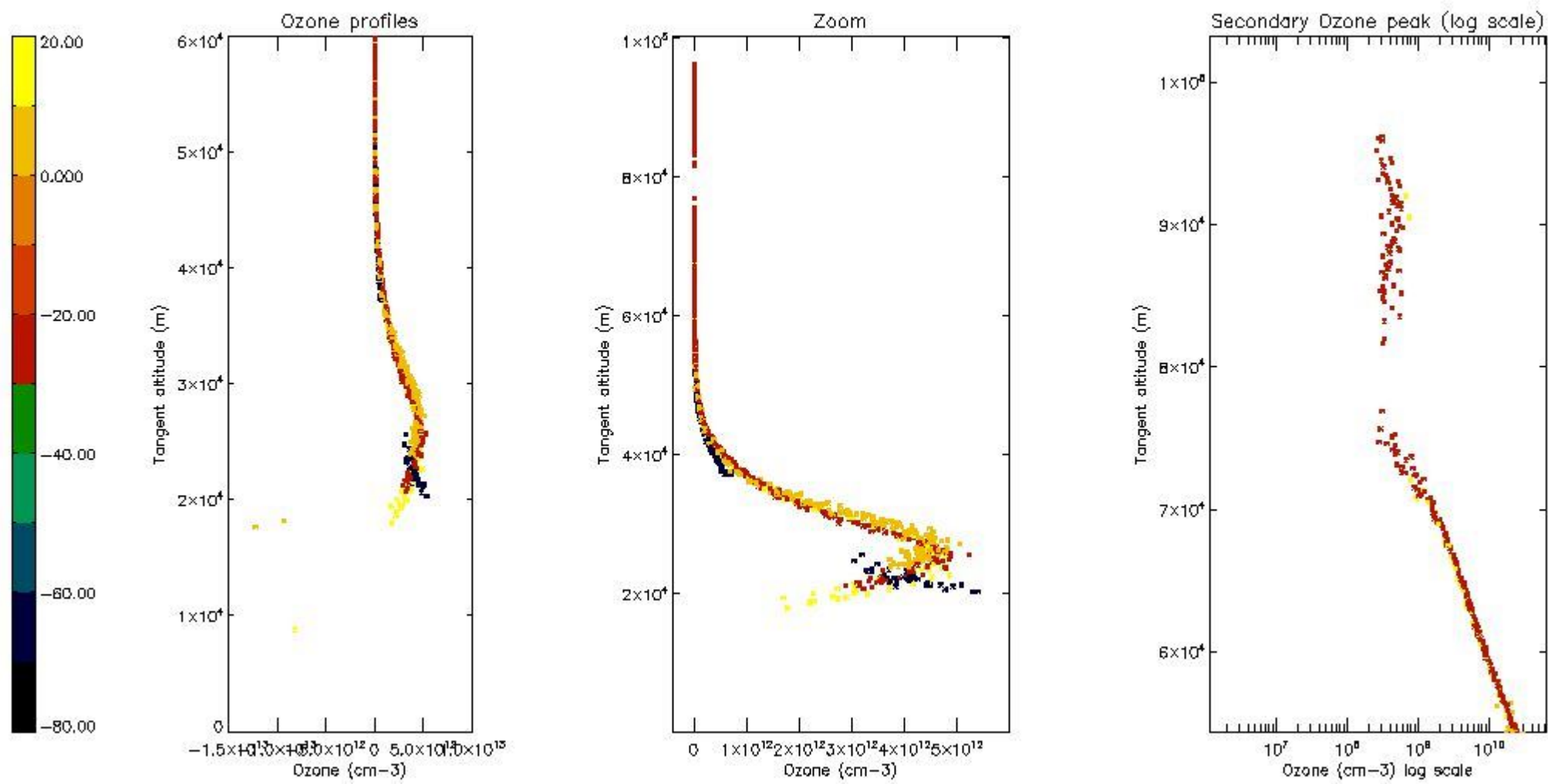
5.3 Plot ozone profiles where STD < 20% (dark without errors)

The colorbar represents the latitude.



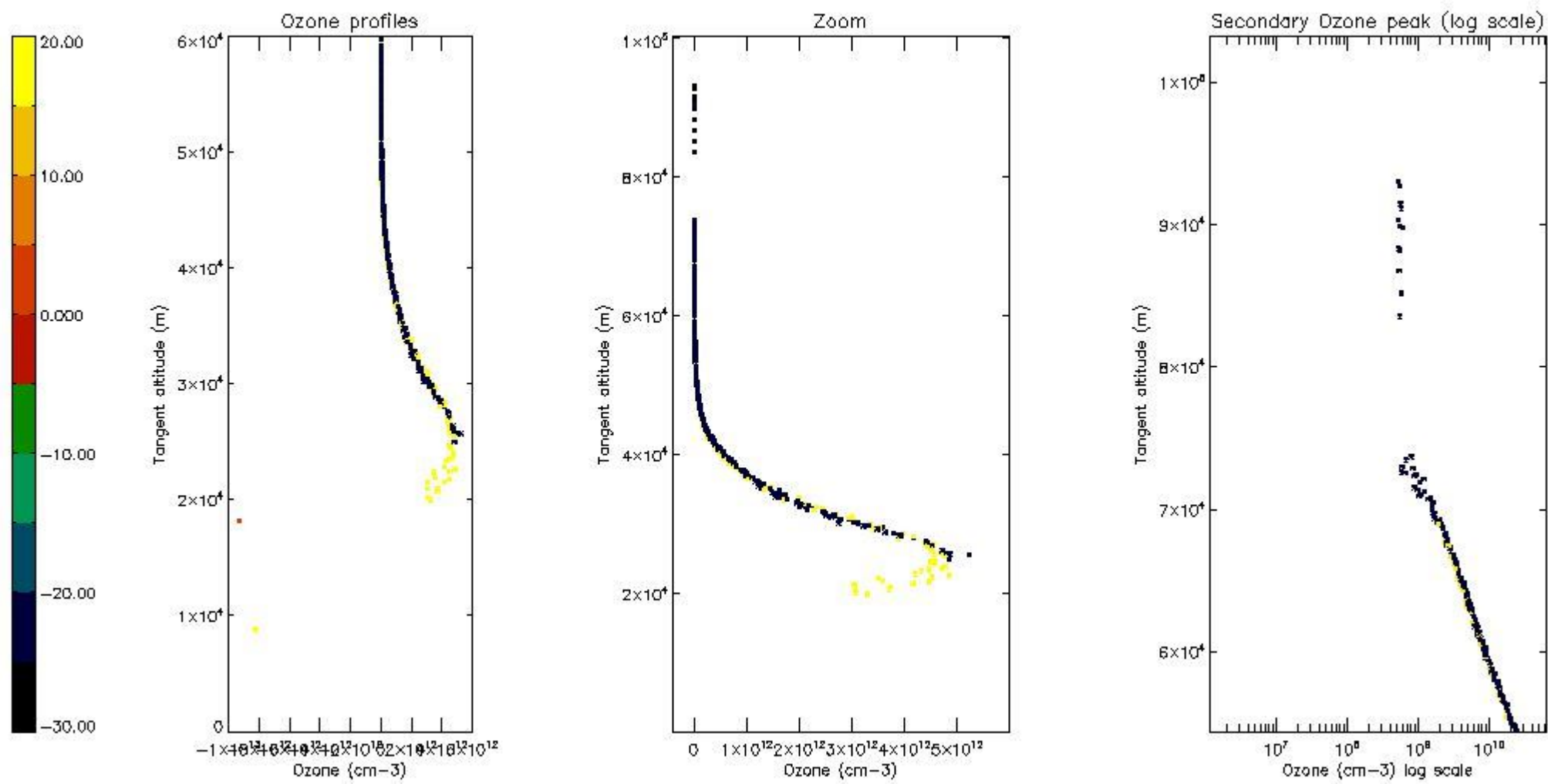
5.4 Plot ozone profiles where $STD < 10\%$ (dark without errors)

The colorbar represents the latitude.



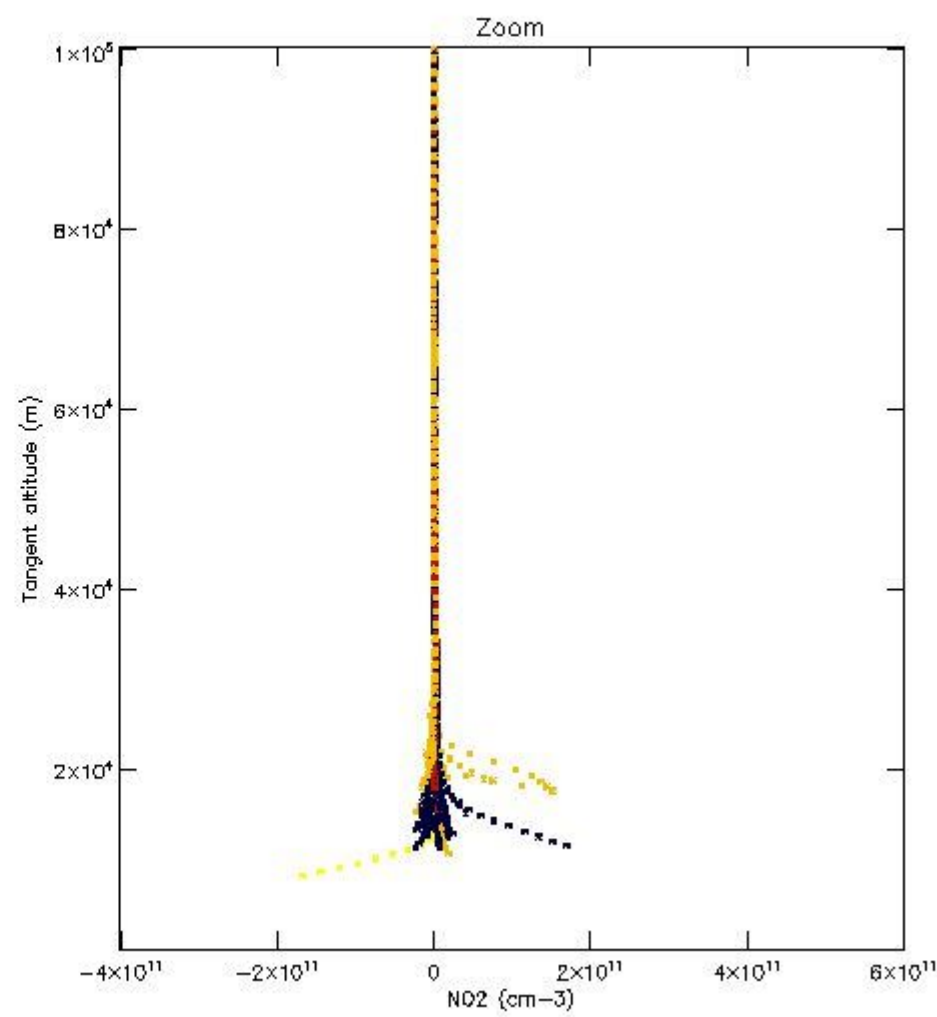
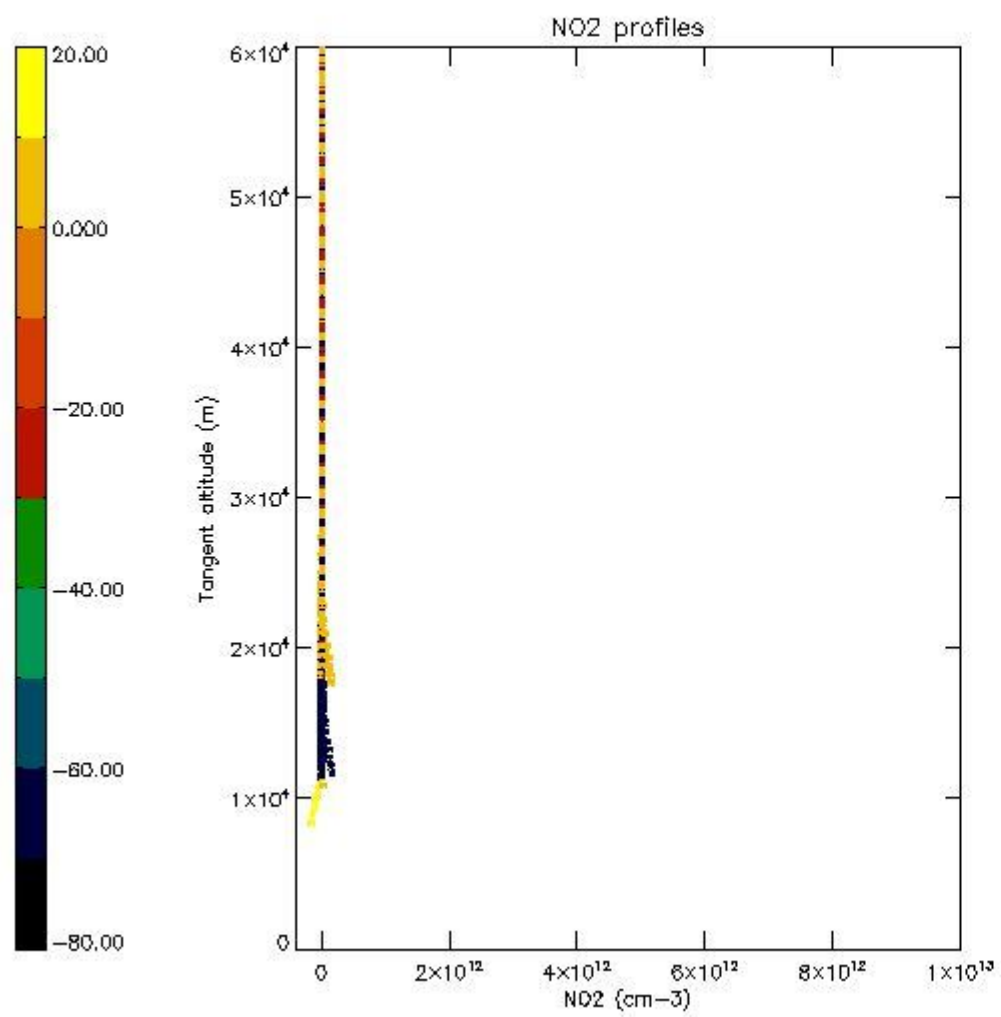
5.5 Plot ozone profiles where STD < 5% (dark without errors)

The colorbar represents the latitude.



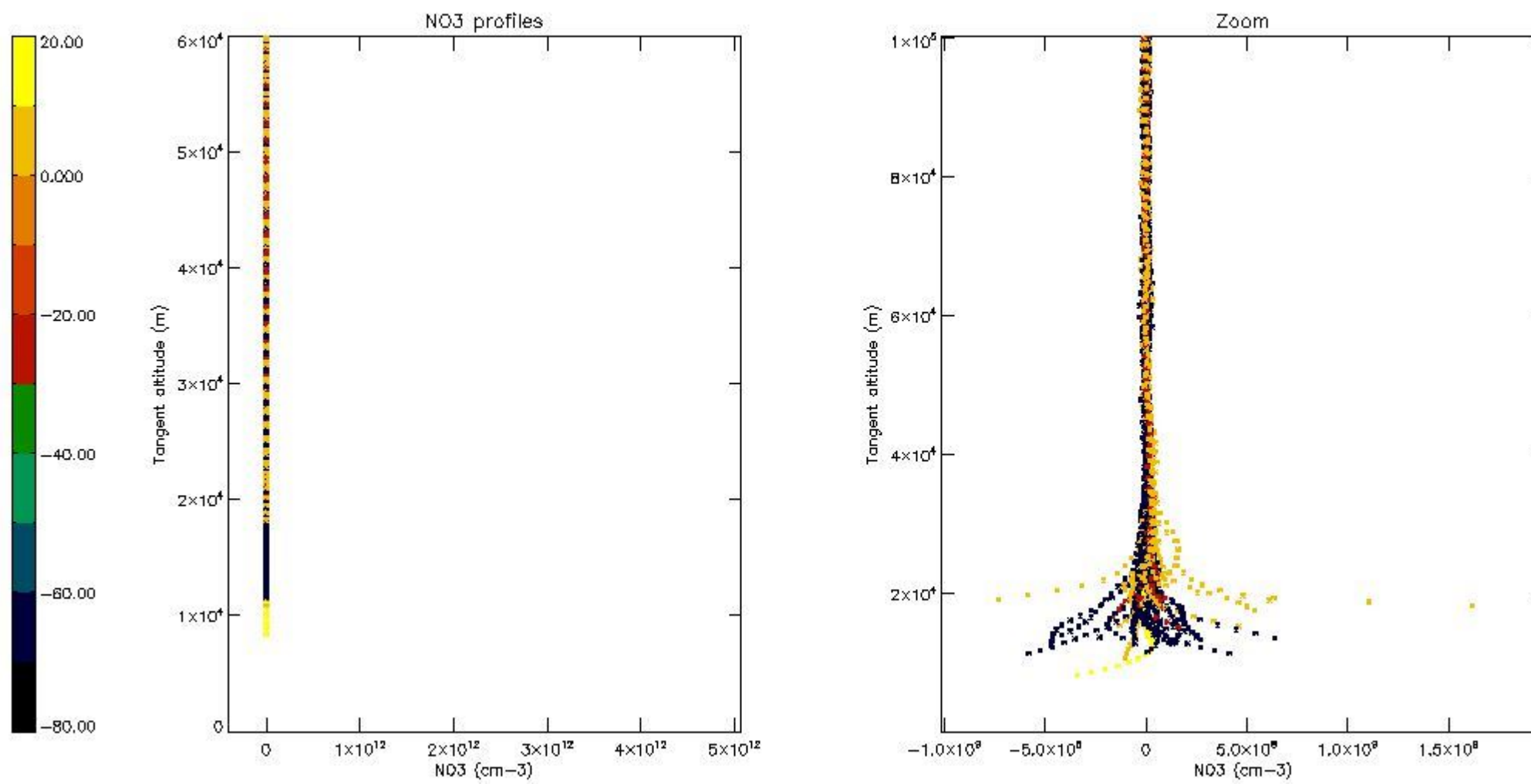
5.6 Plot NO₂ profiles for all STD (dark without errors)

The colorbar represents the latitude.



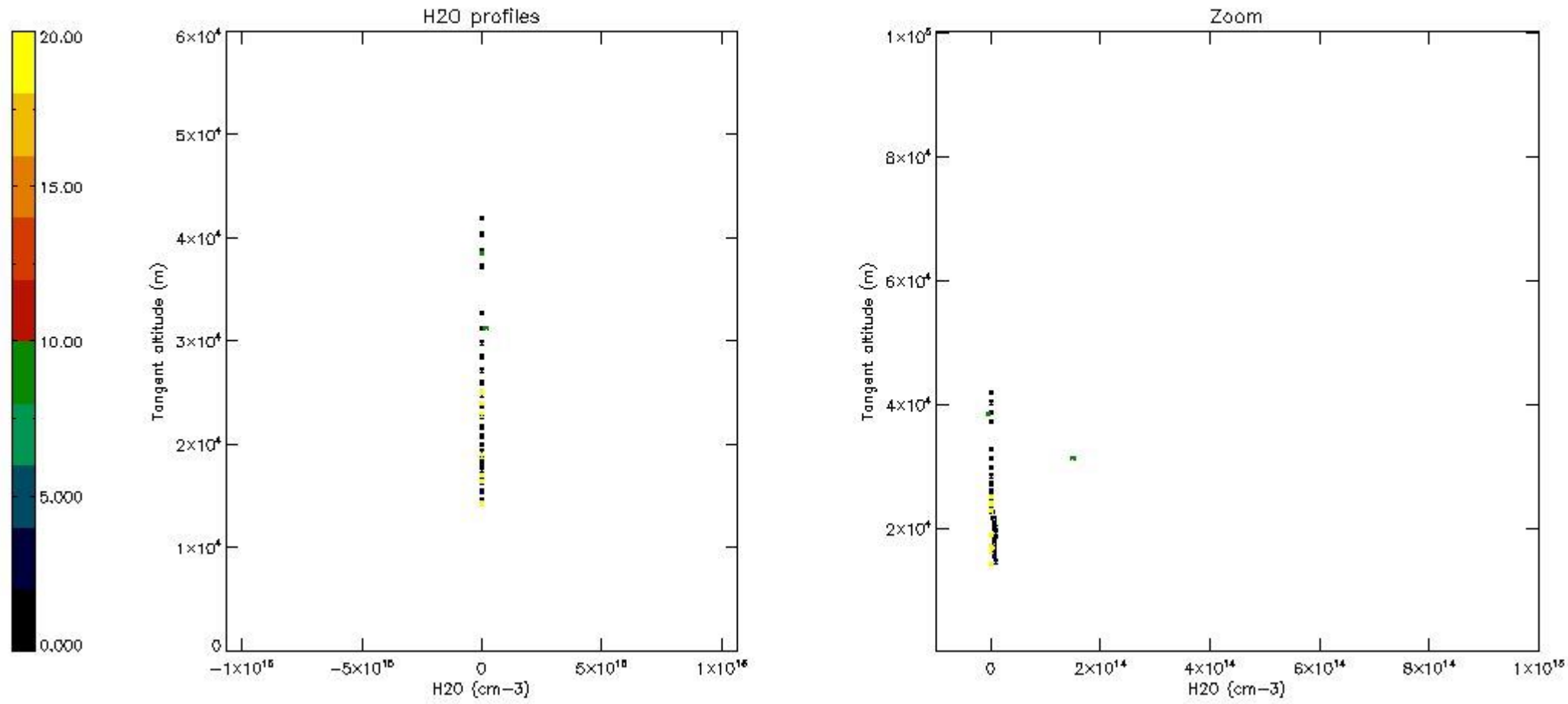
5.7 Plot NO3 profiles for all STD (dark without errors)

The colorbar represents the latitude.



5.8 Plot H₂O profiles for all STD (only for occultations of stars 1,2,3,4,13,14,16,26,63 dark without errors)

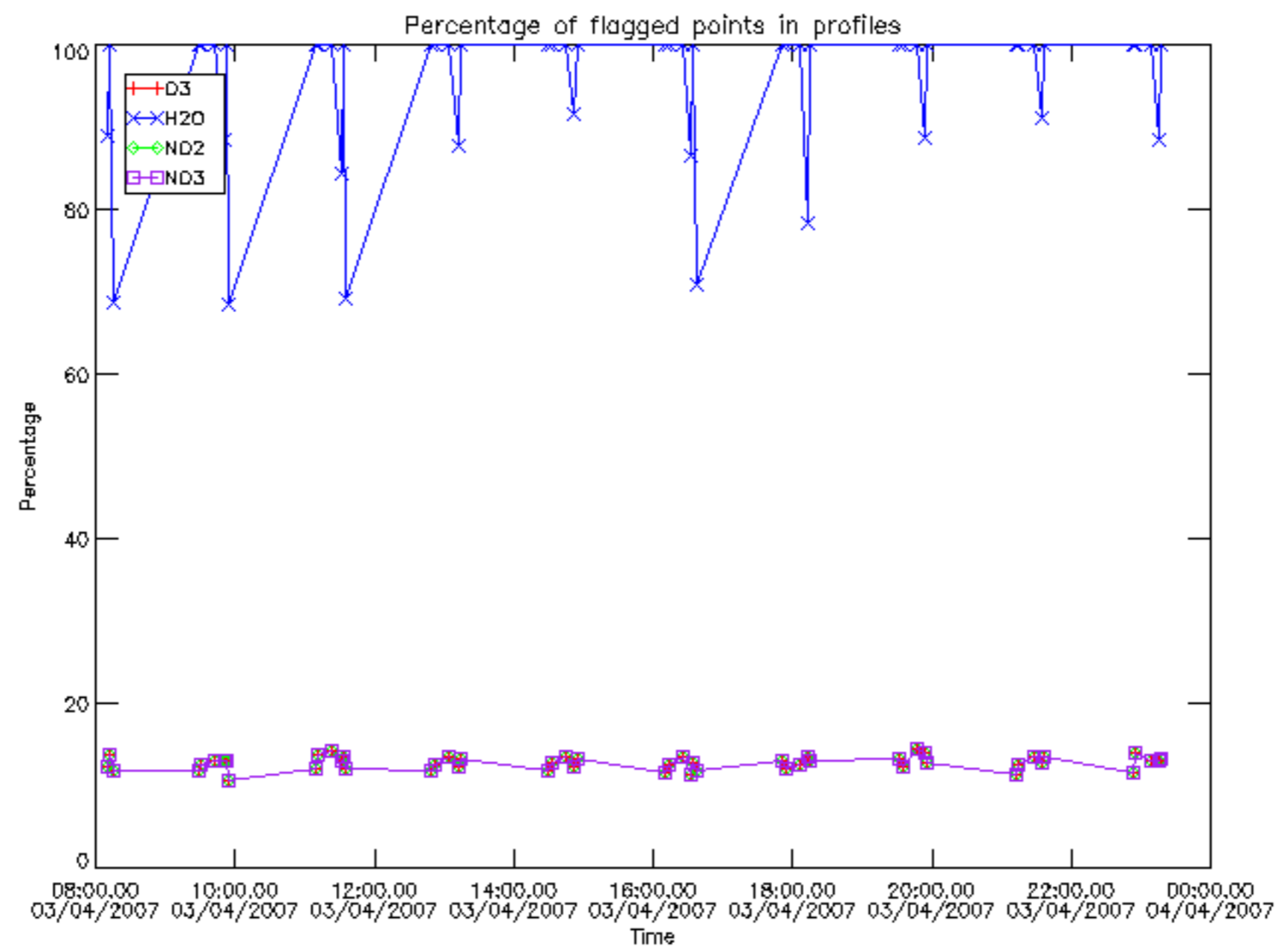
The colorbar represents the latitude.



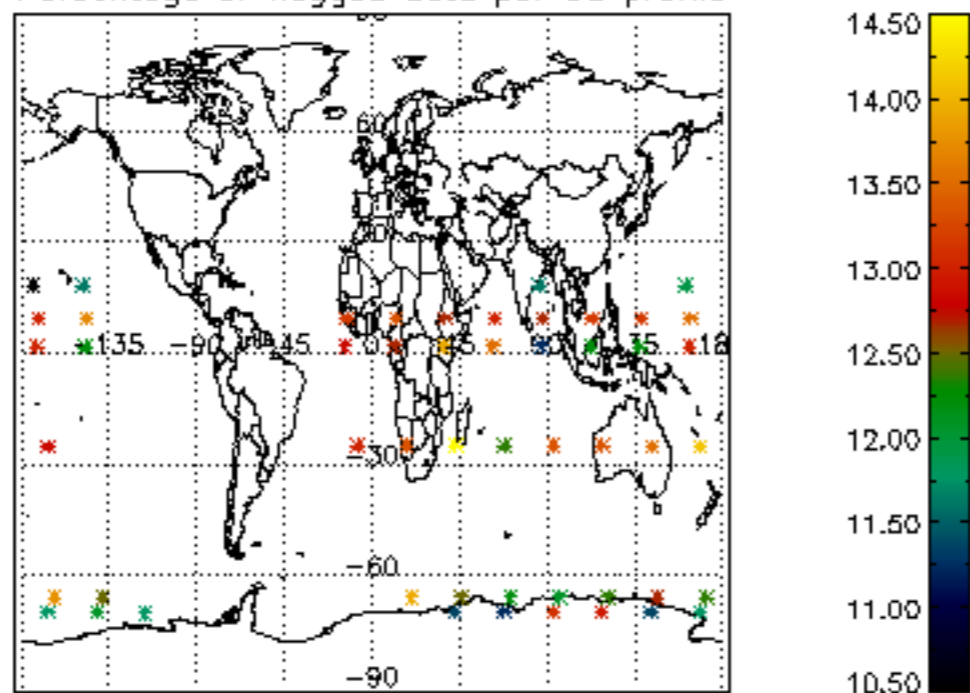
6. Auxiliary Data Files used for the production reported in section 2

The number reported in the third column indicates since which file (see list in section 2) the corresponding auxiliary file has been used. The fourth column is the date of those product files.

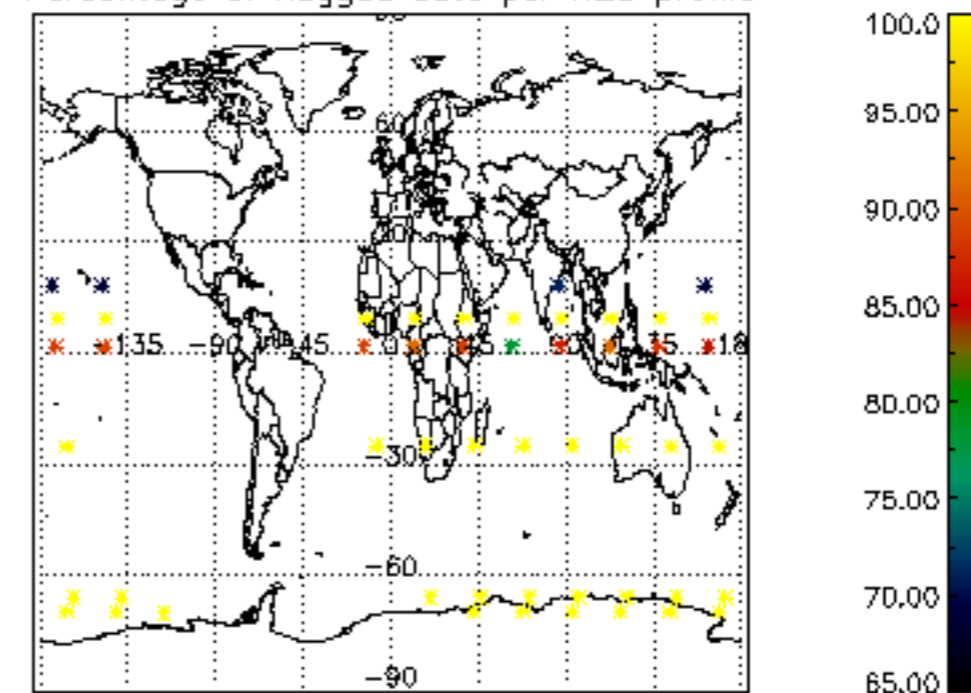
| Type | Auxiliary Filename | Used since product | Used since product date |
|---------------------------|---|--------------------|-------------------------|
| INST_PHYS_CHARACTERISTICS | GOM_INS_AXVIEC20091111_143220_20030716_120000_20500101_000000 | 1 | 03-APR-2007 08:10:03 |
| LEVEL-2_PROC_CONFIG | GOM_PR2_AXVIEC20091111_152718_20020301_000000_20500101_000000 | 1 | 03-APR-2007 08:10:03 |
| CROSS_SECTIONS_FILE | GOM_CRS_AXVIEC20091111_154832_20020301_000000_20500101_000000 | 1 | 03-APR-2007 08:10:03 |



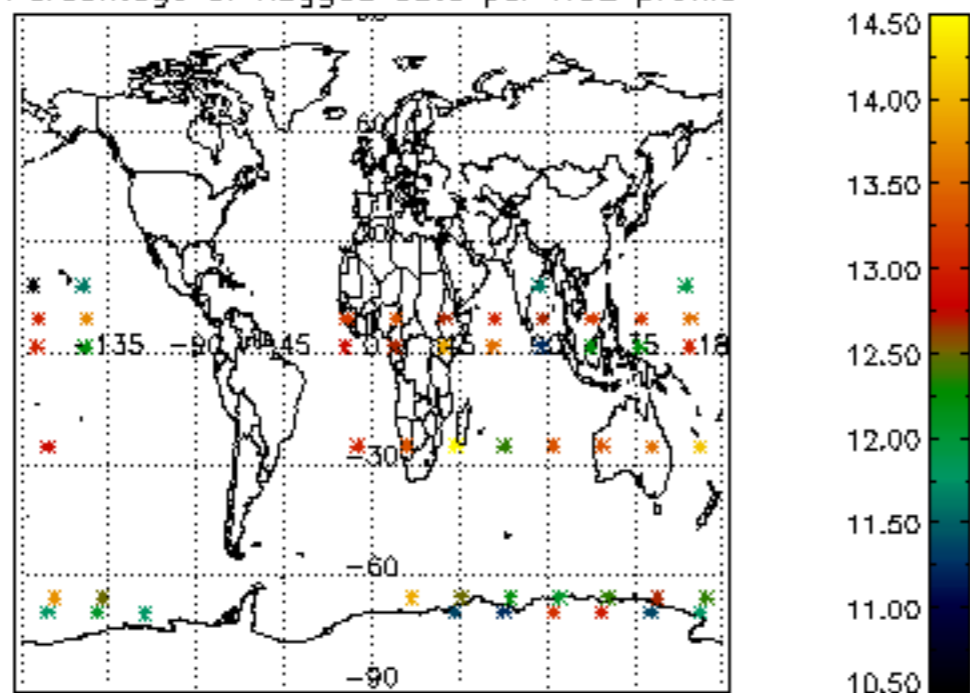
Percentage of flagged data per D3 profile



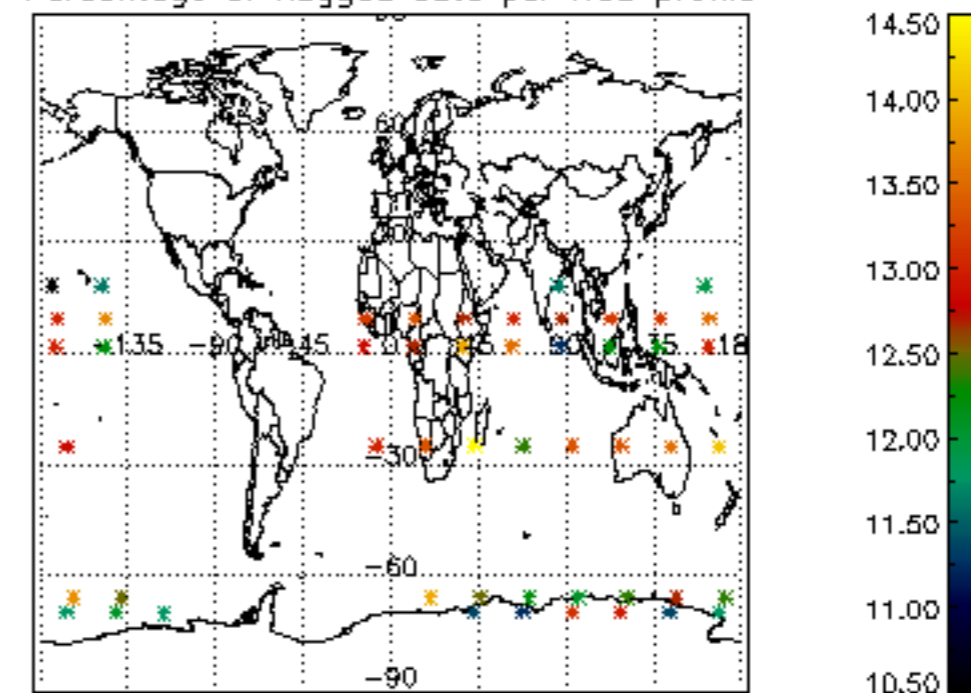
Percentage of flagged data per H2O profile

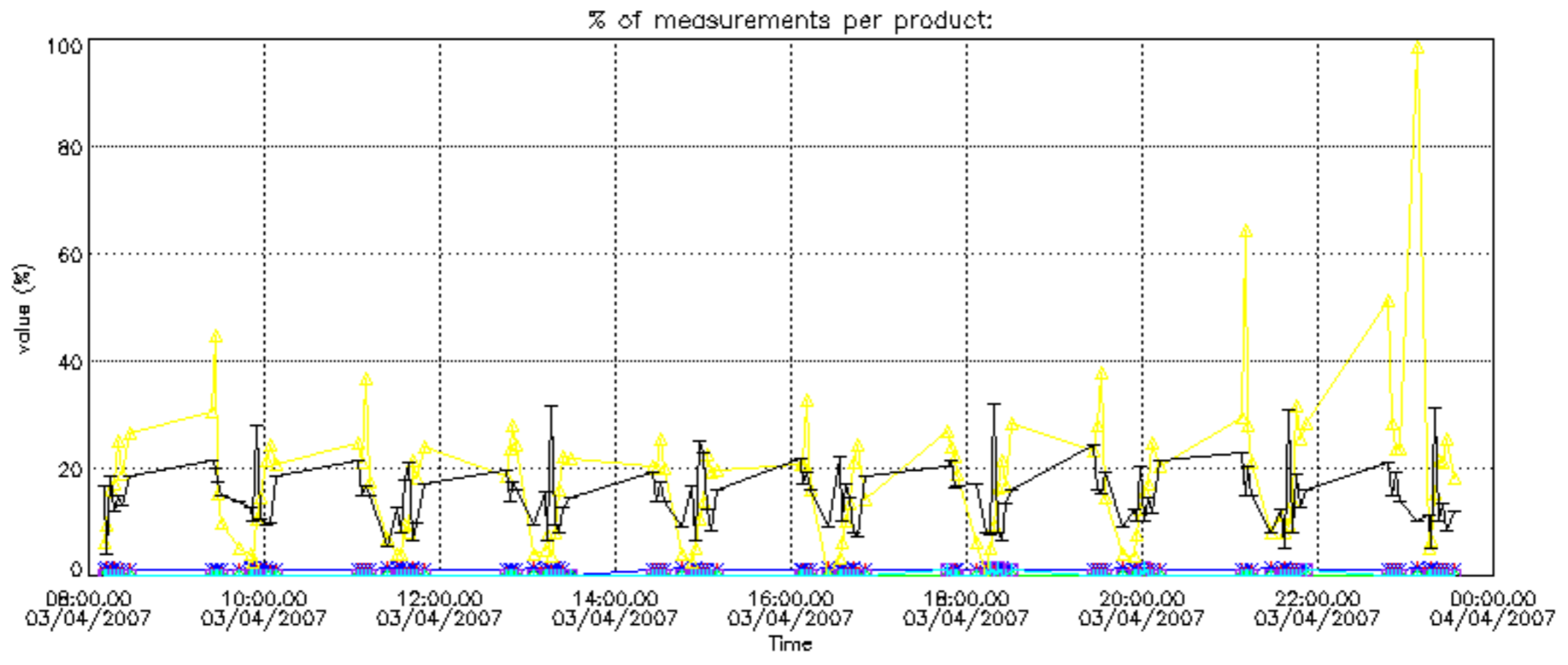


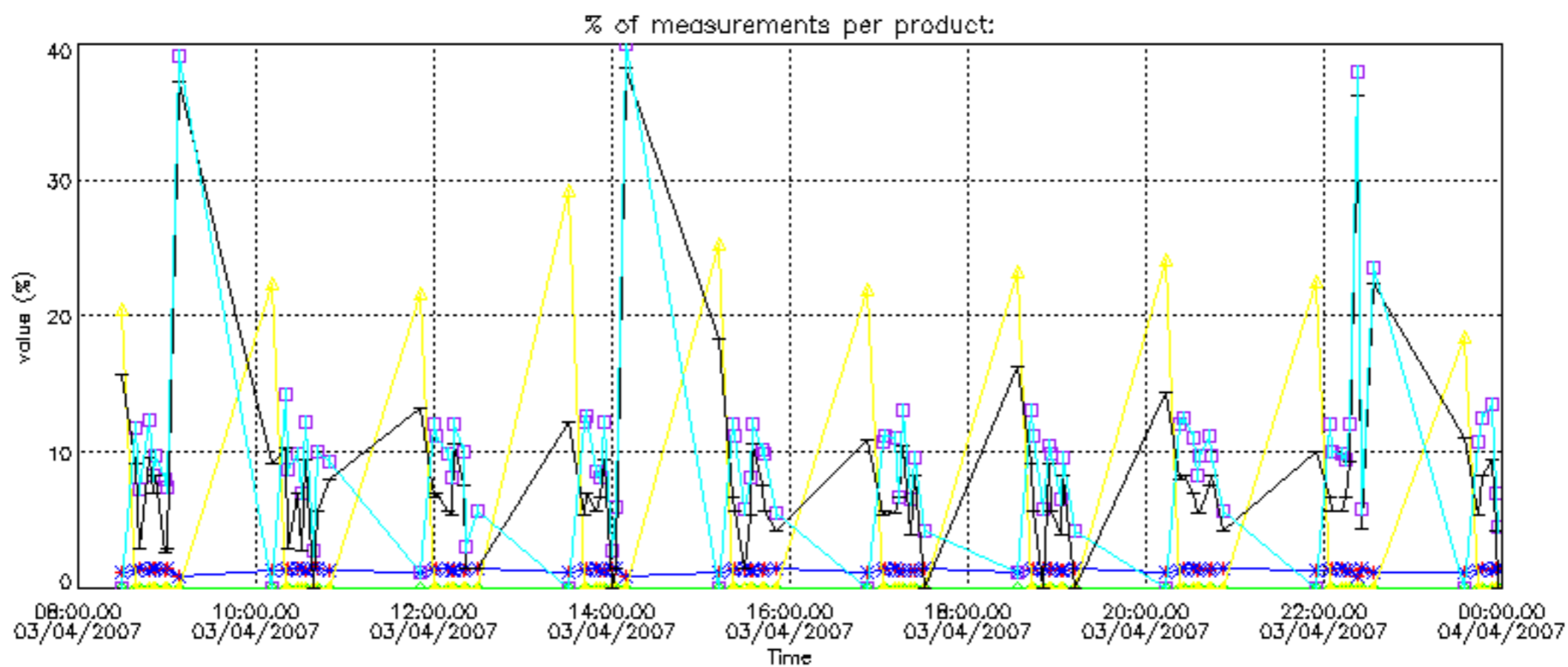
Percentage of flagged data per NO2 profile



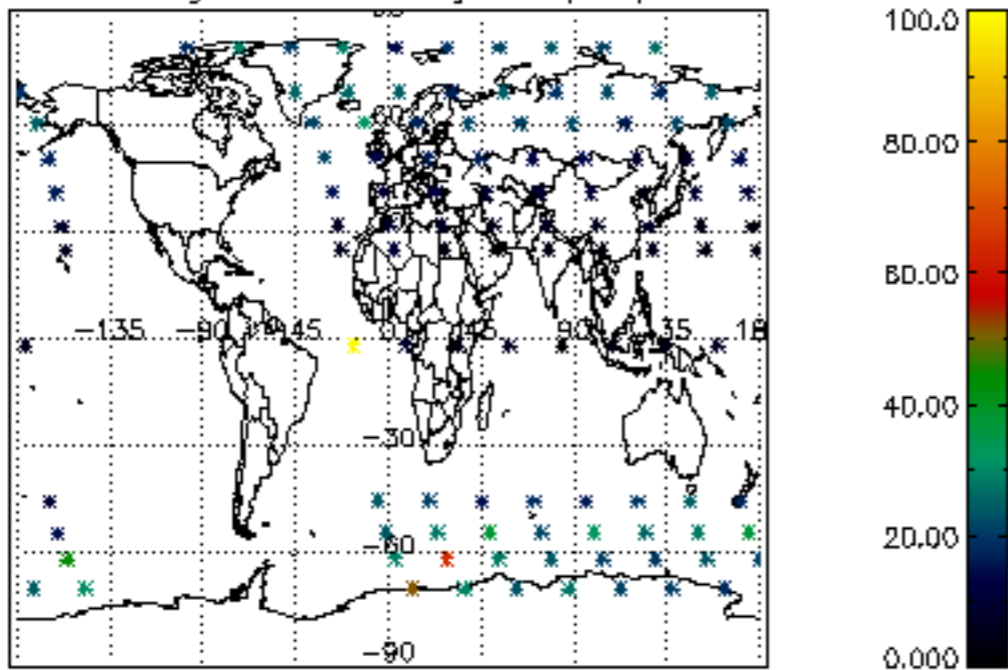
Percentage of flagged data per NO3 profile



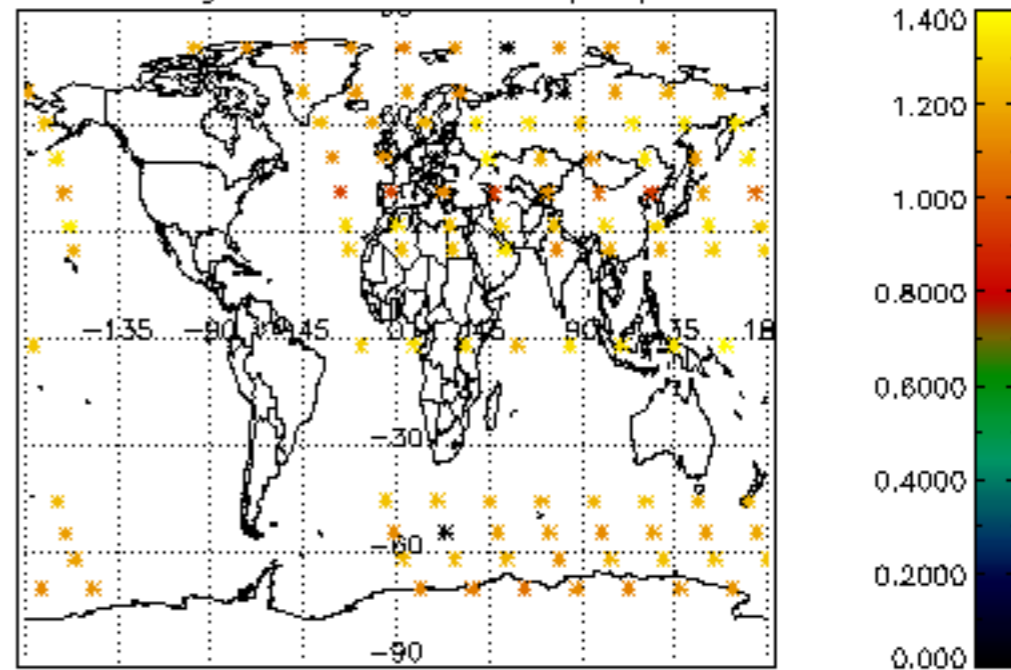




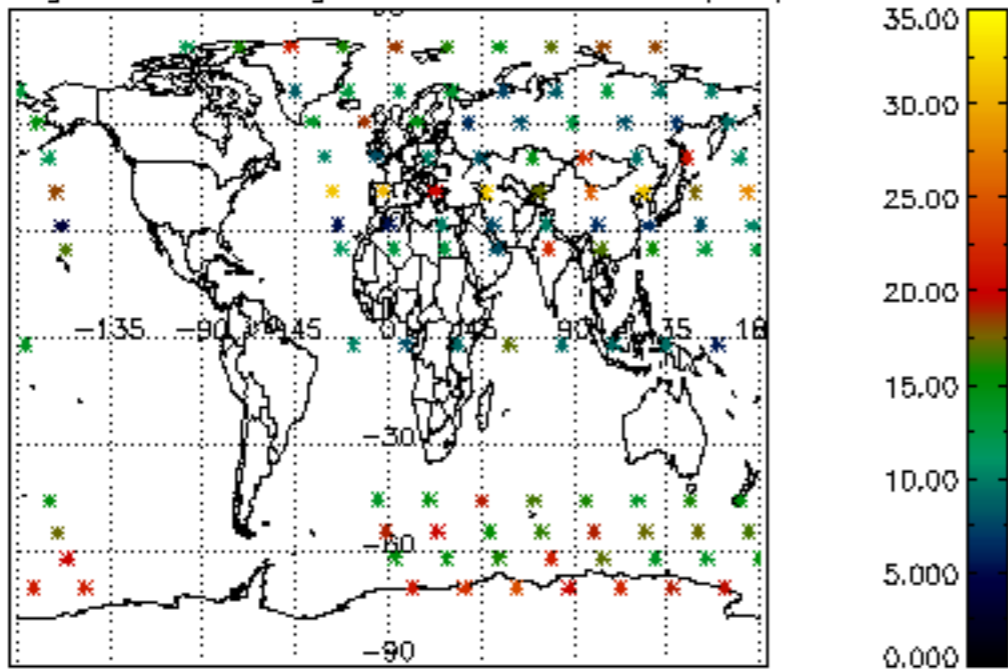
Percentage of cosmic ray hits per profile



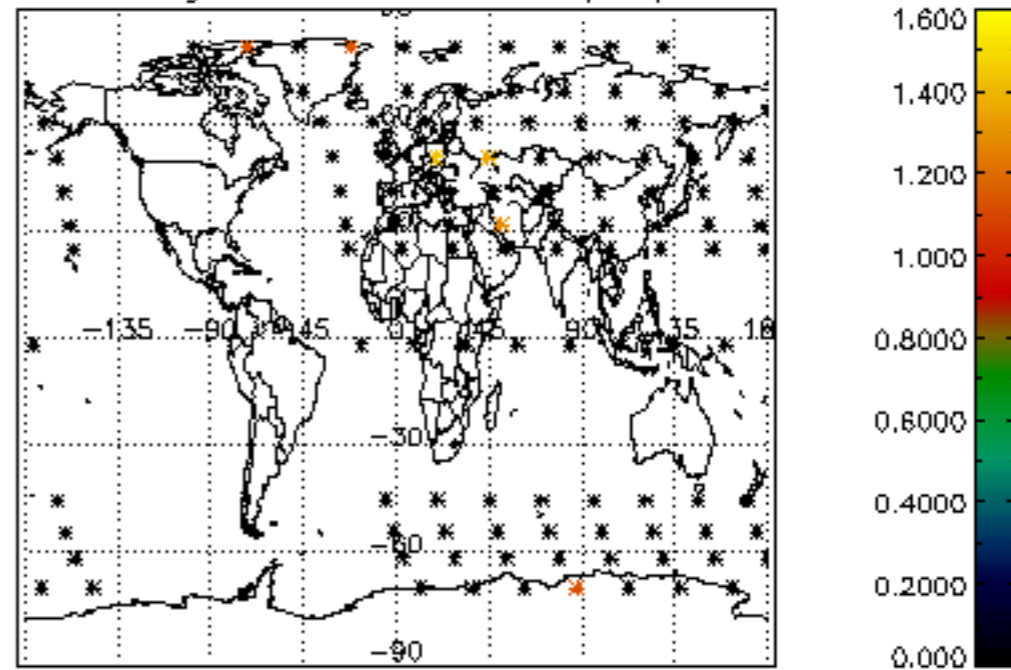
Percentage of datation errors per profile



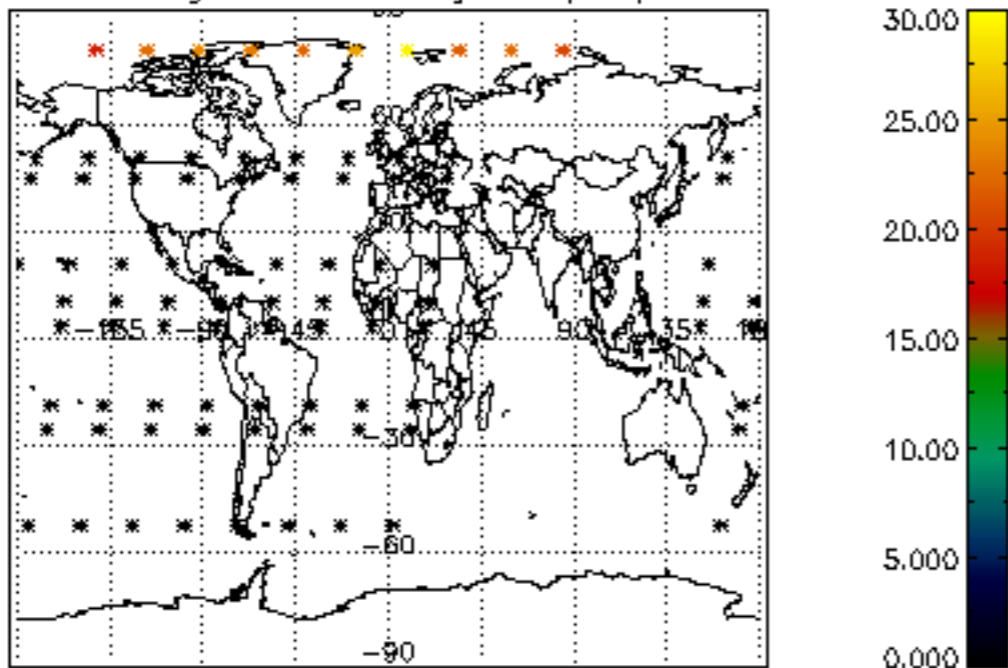
Percentage of star falling outside central band per profile



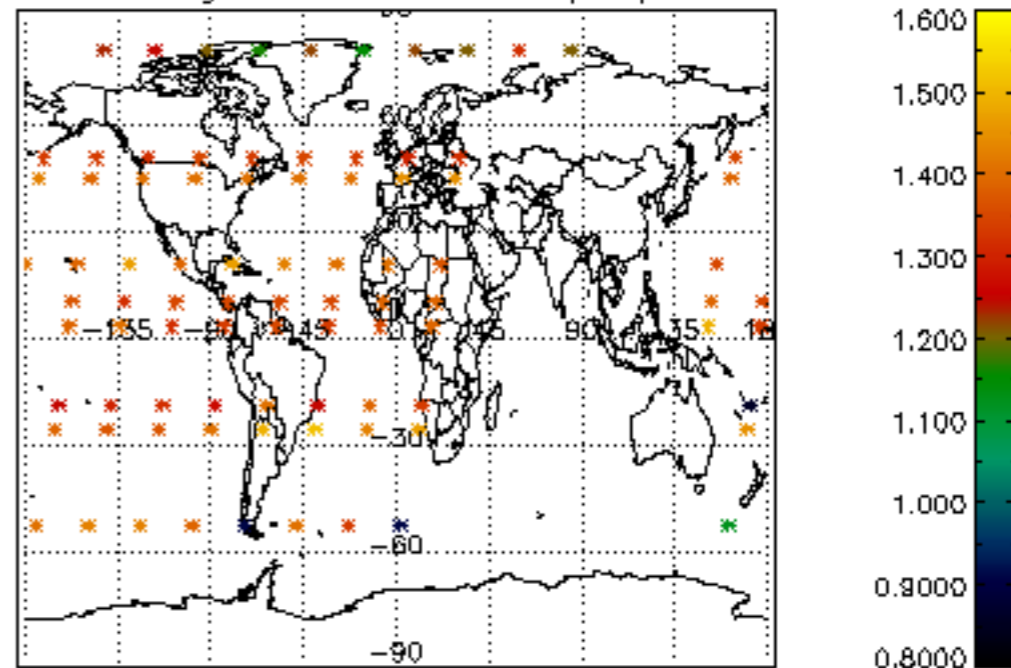
Percentage of saturation errors per profile



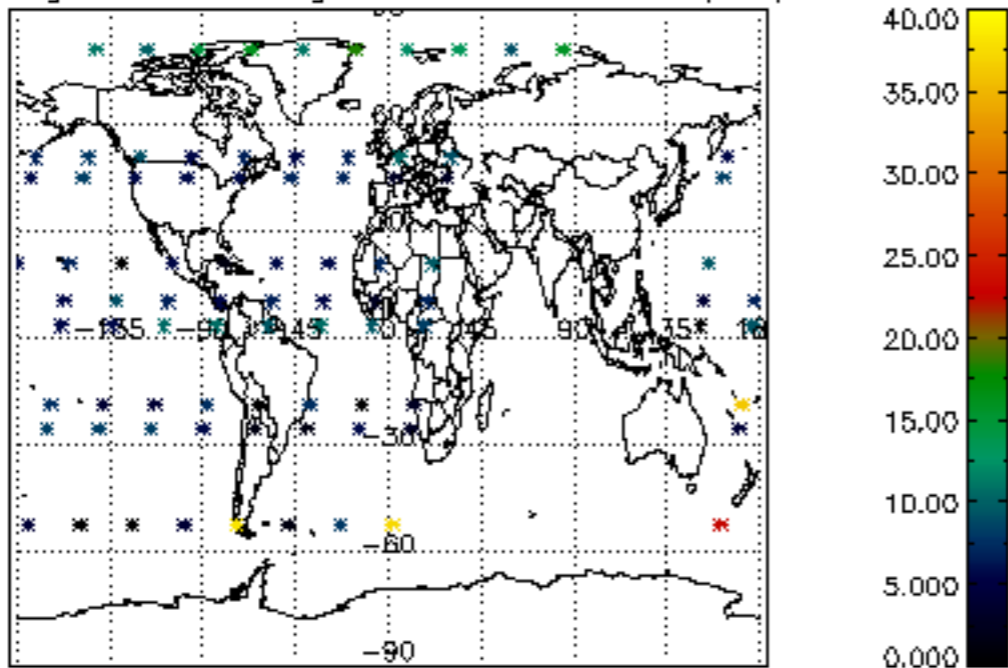
Percentage of cosmic ray hits per profile



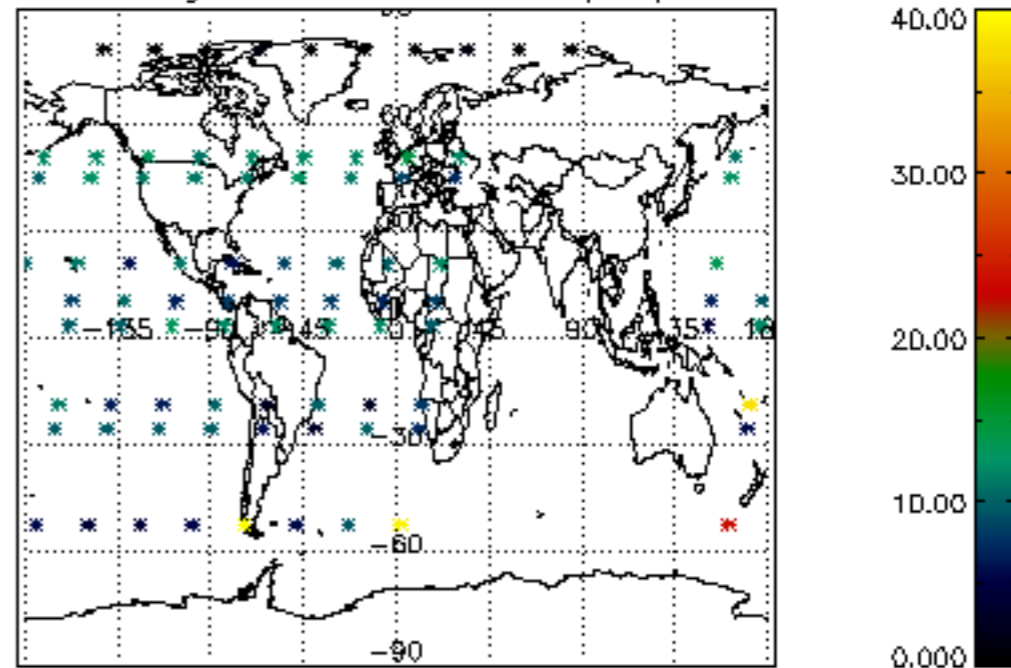
Percentage of datation errors per profile

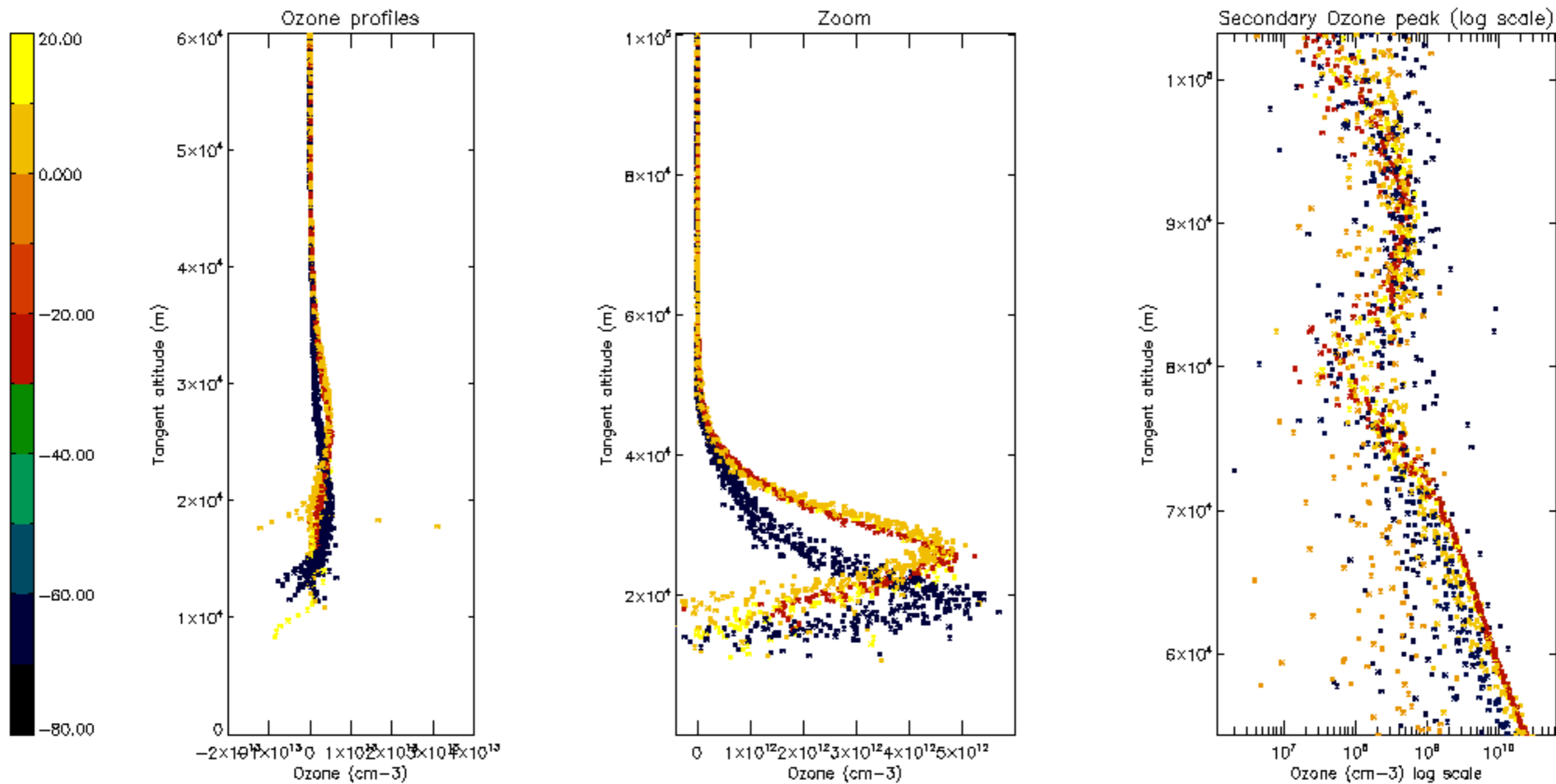


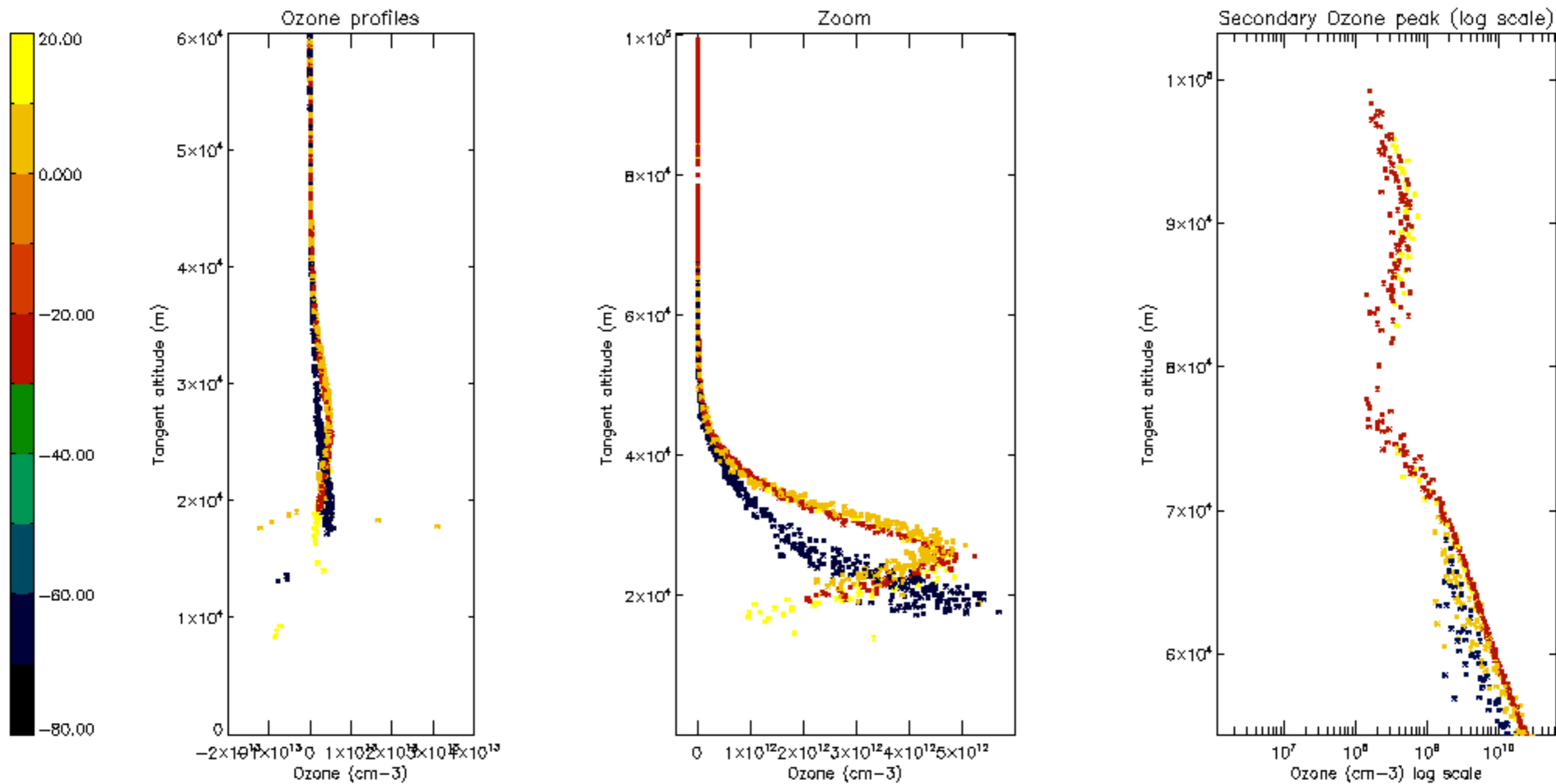
Percentage of star falling outside central band per profile

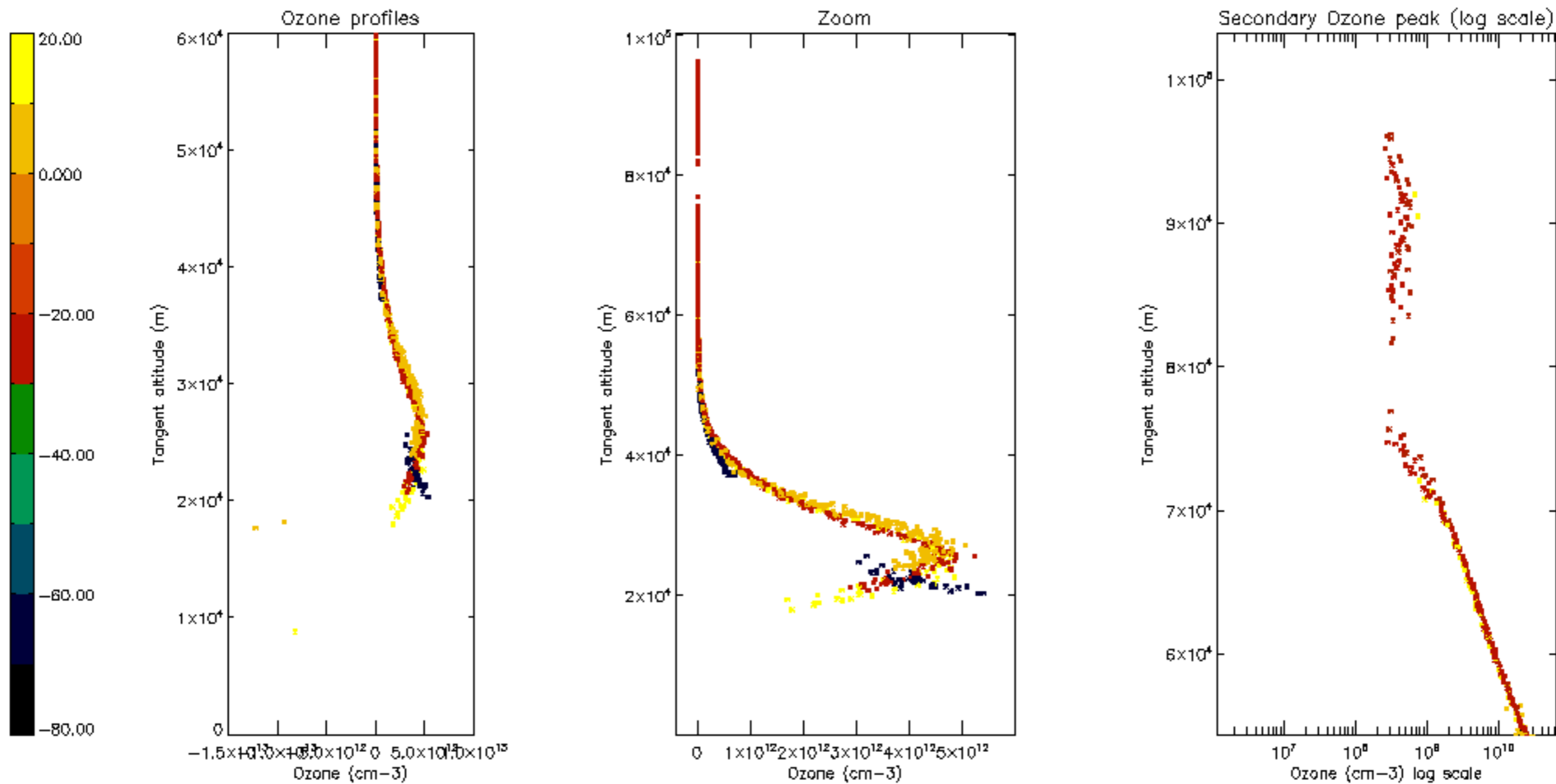


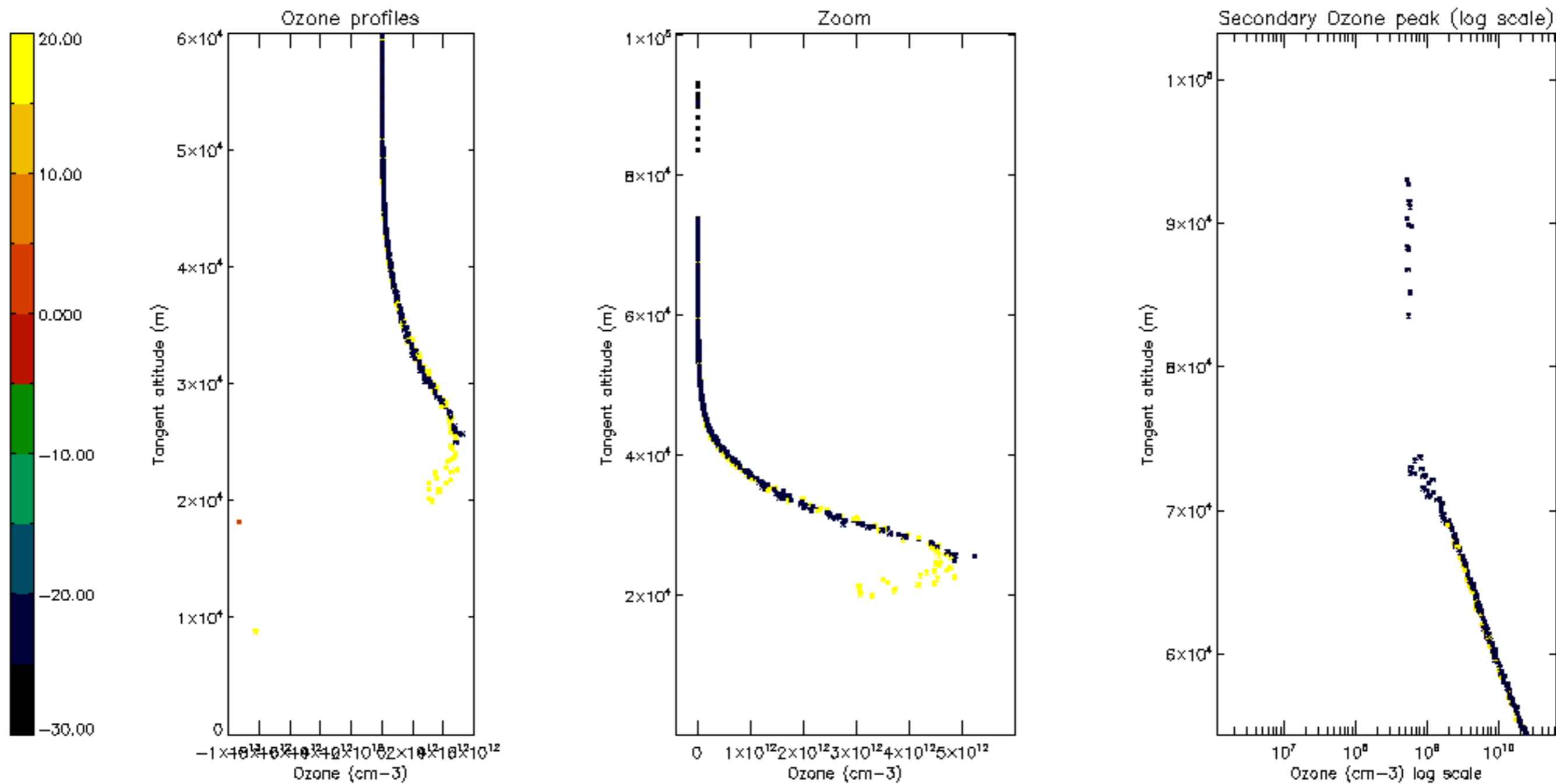
Percentage of saturation errors per profile

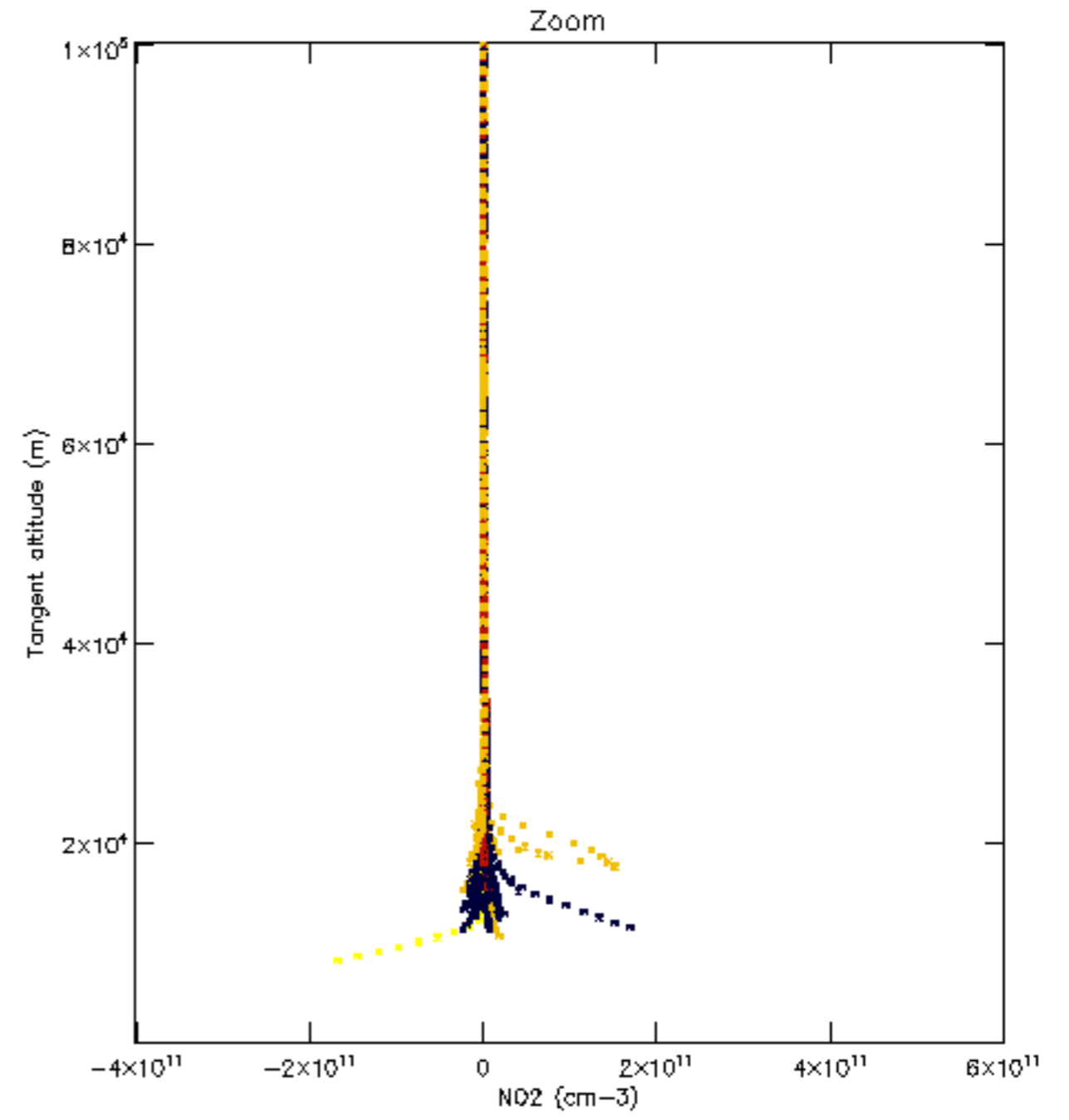
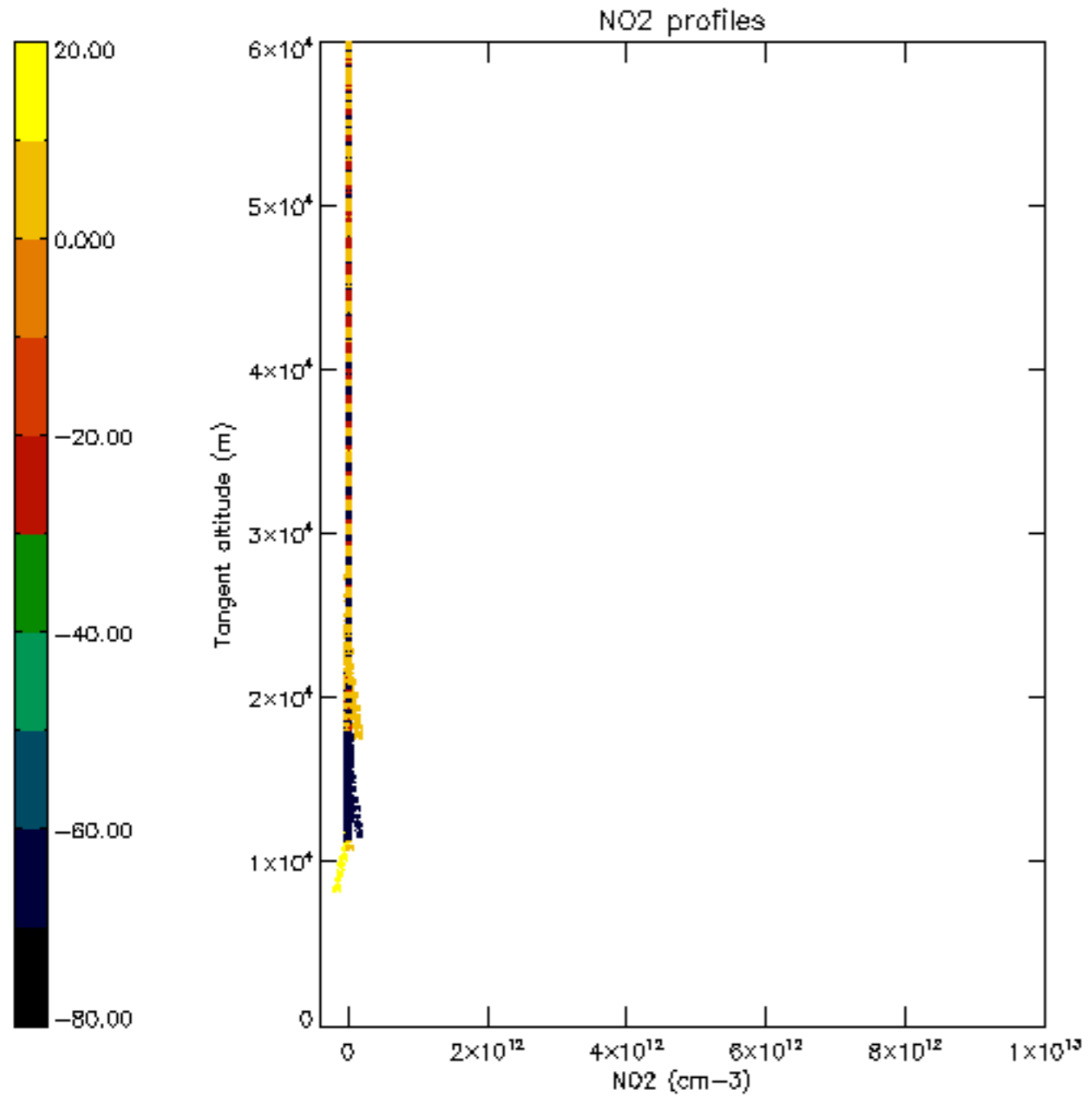


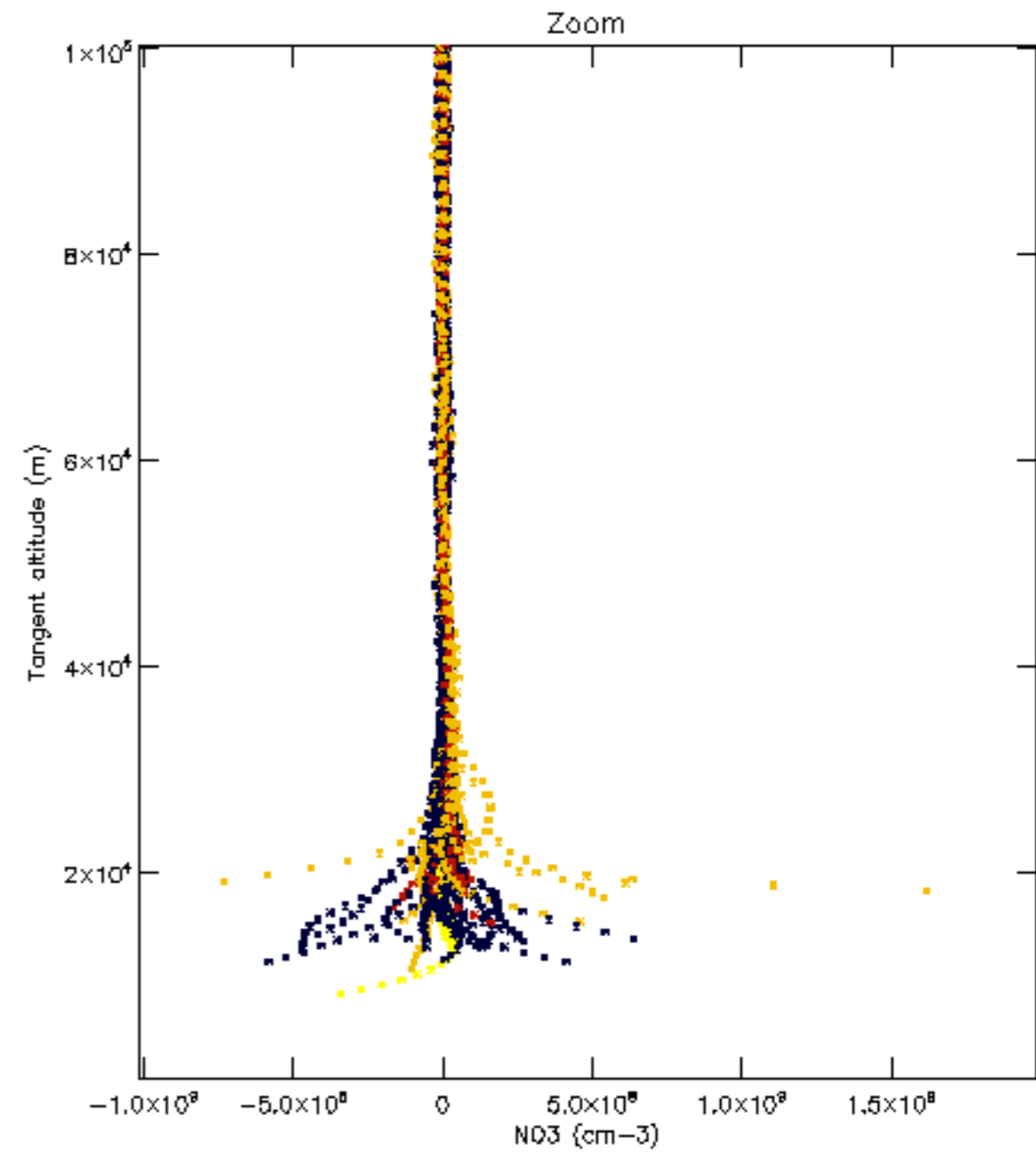
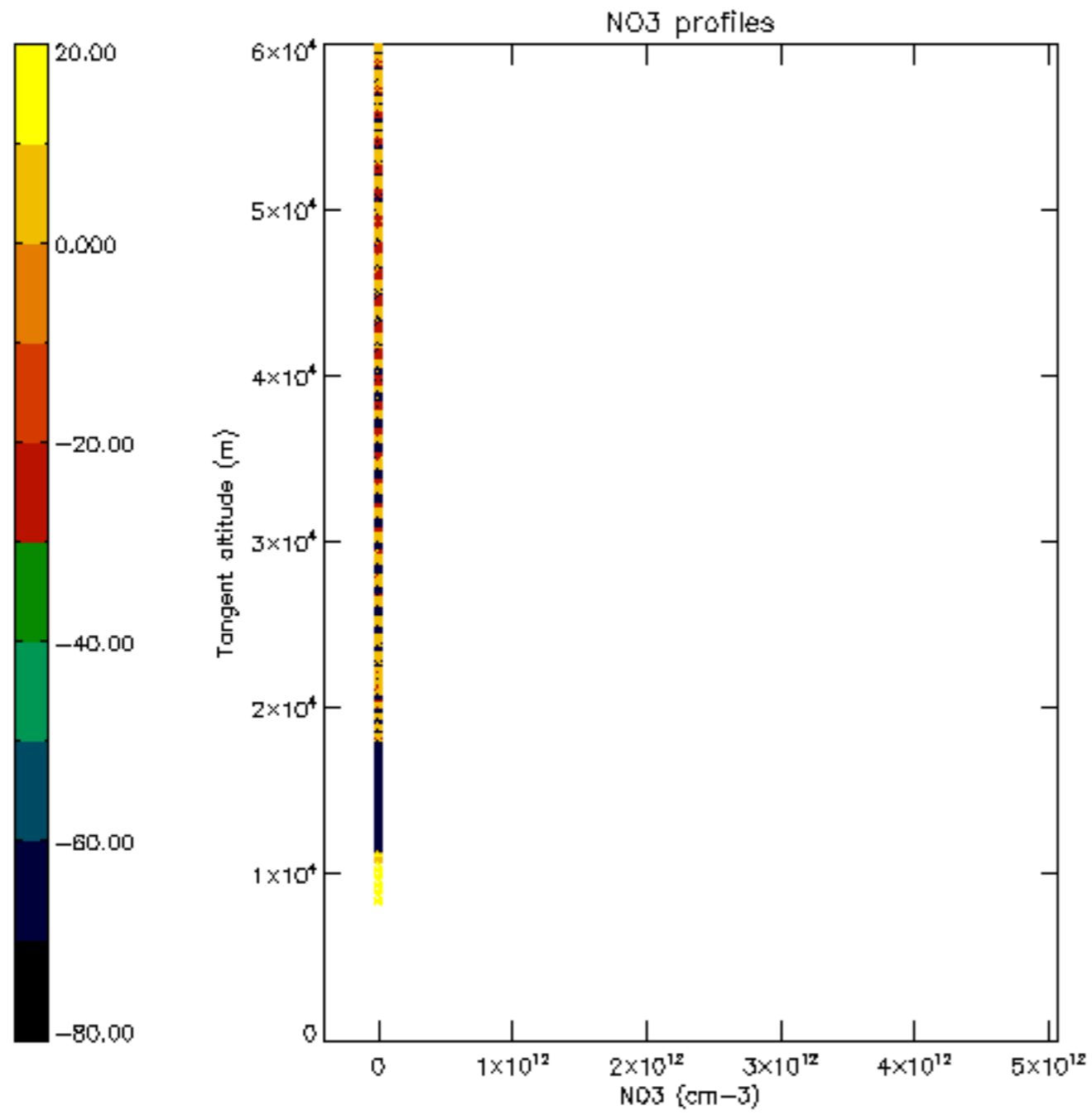


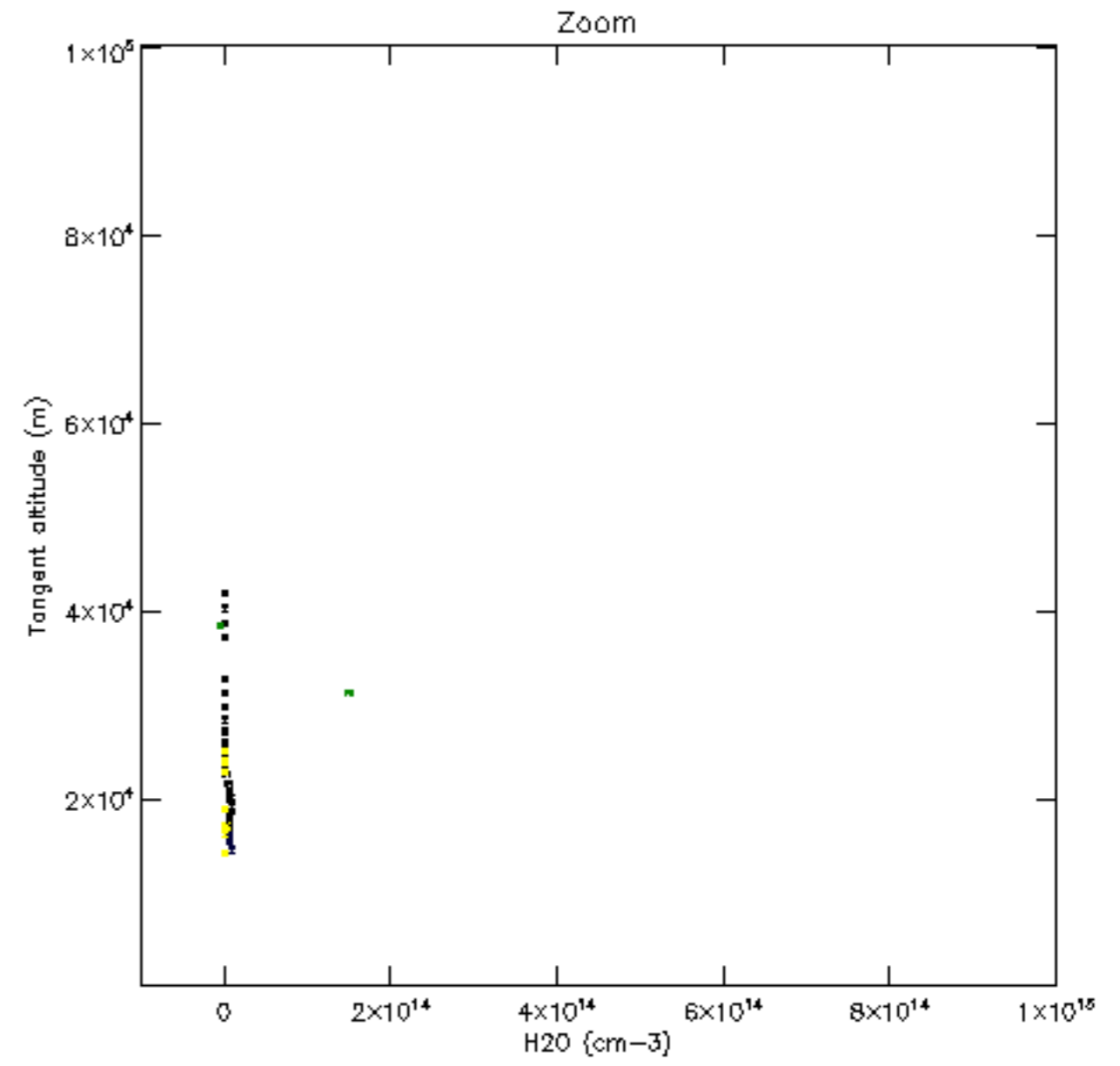
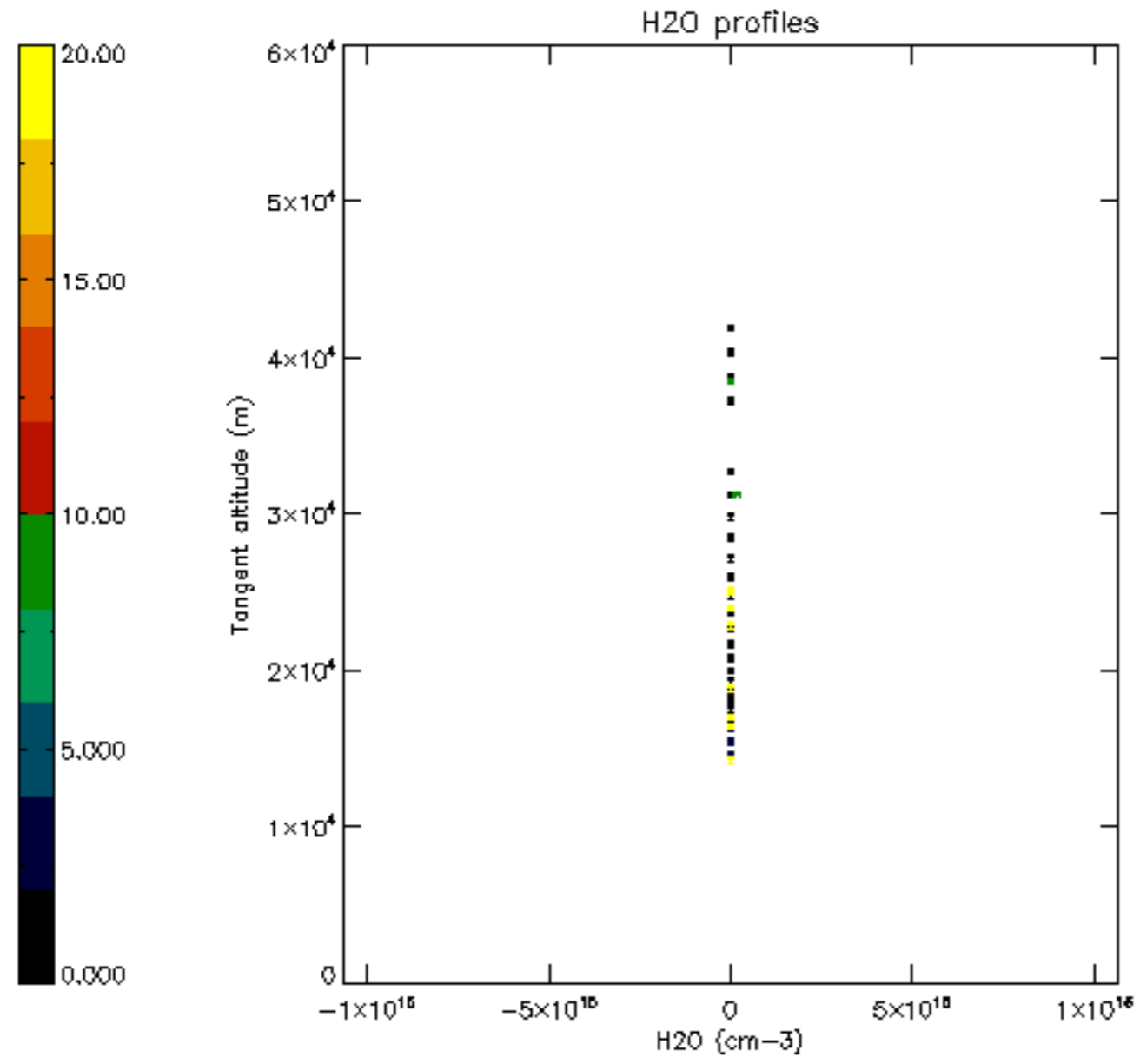


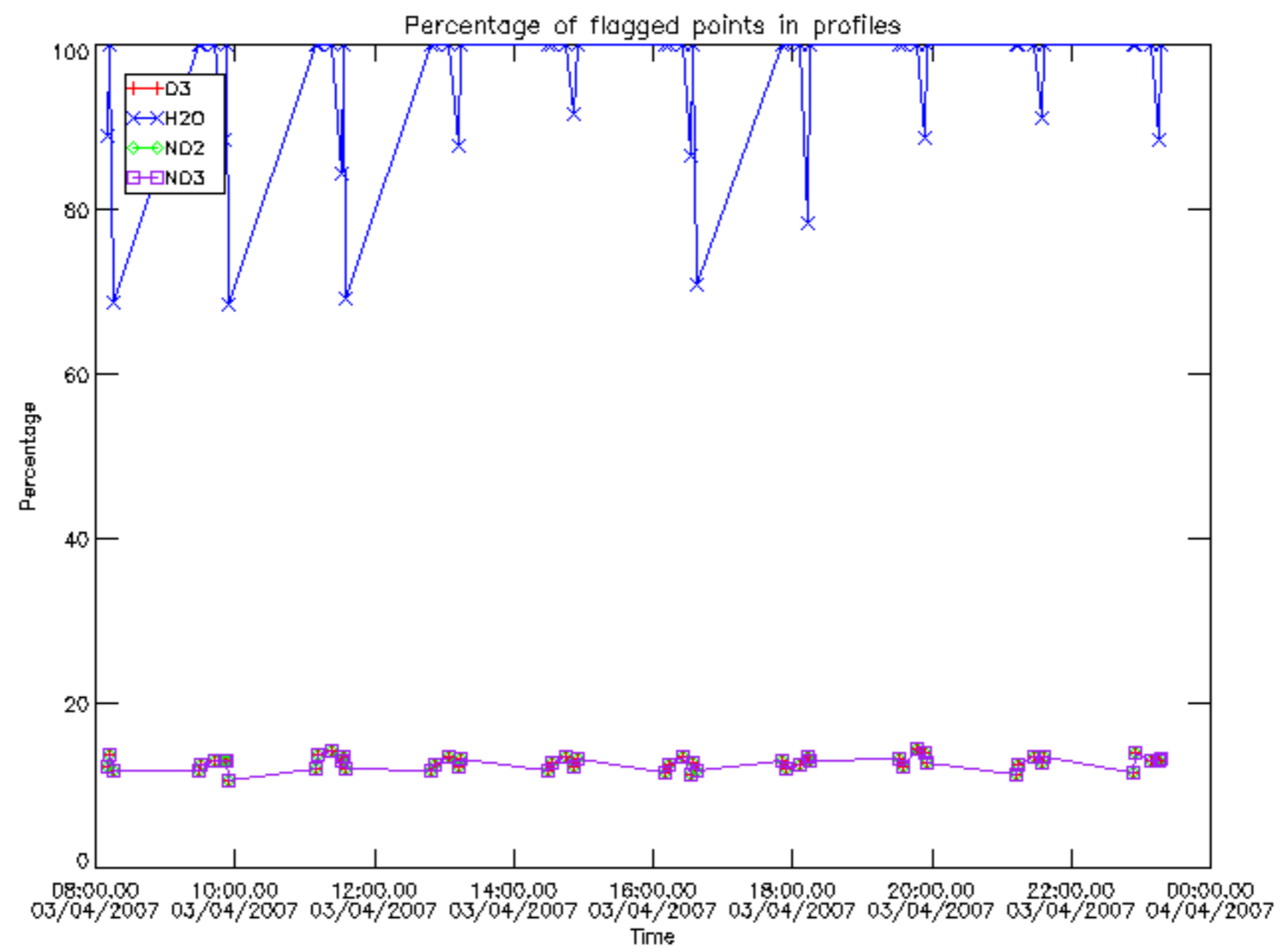




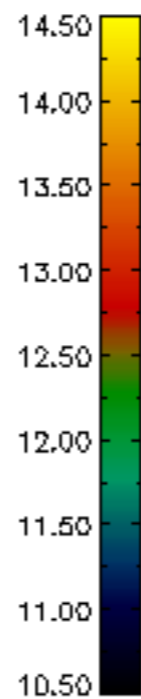
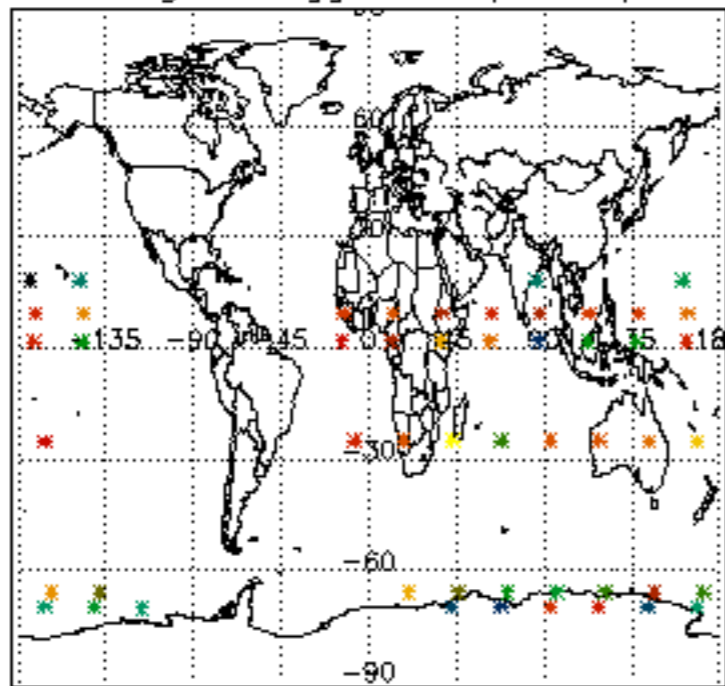




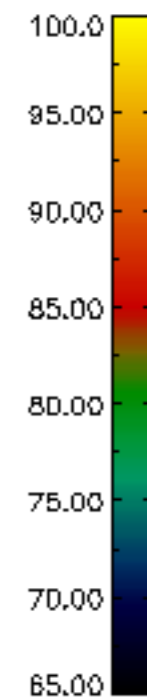
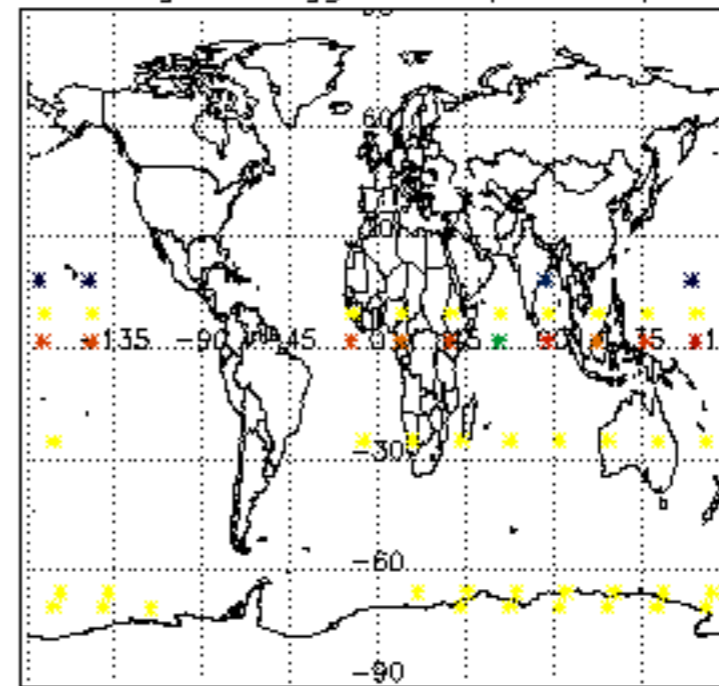




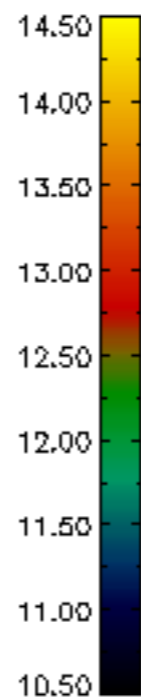
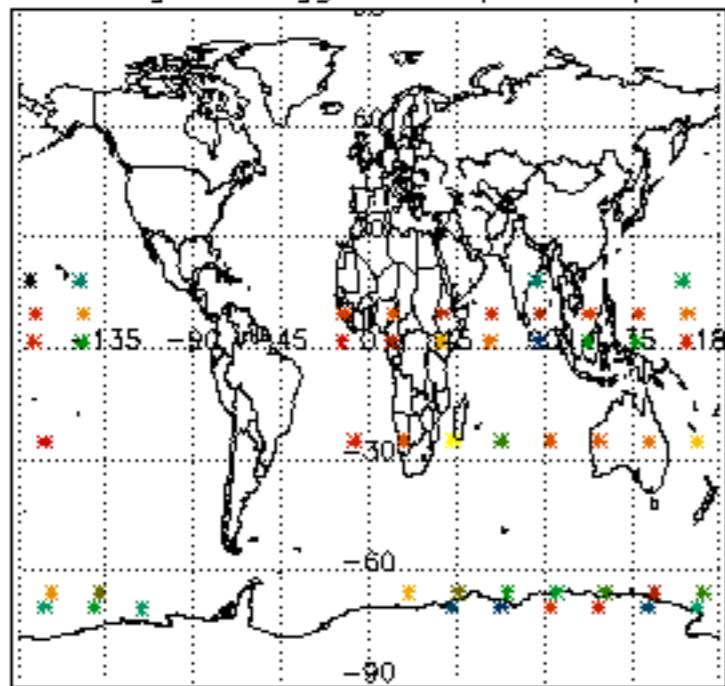
Percentage of flagged data per D3 profile



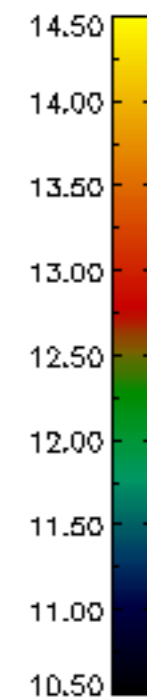
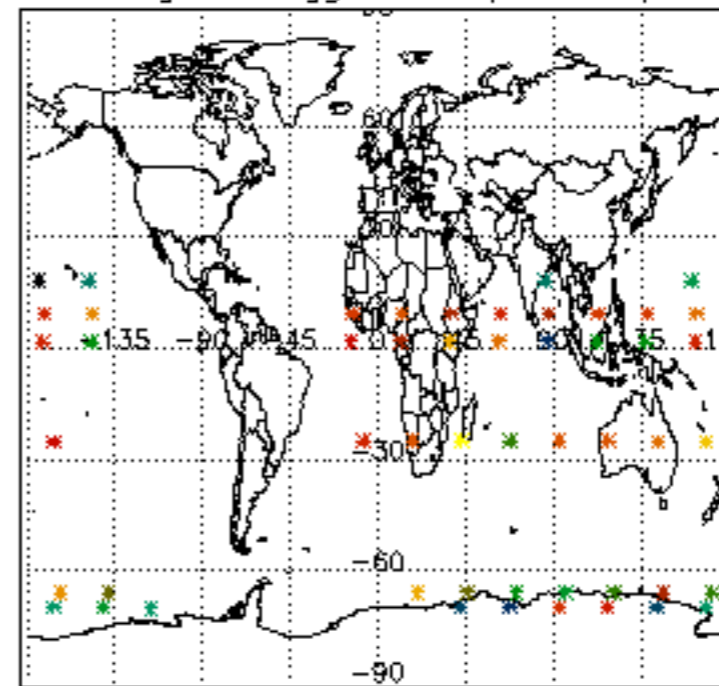
Percentage of flagged data per H2O profile

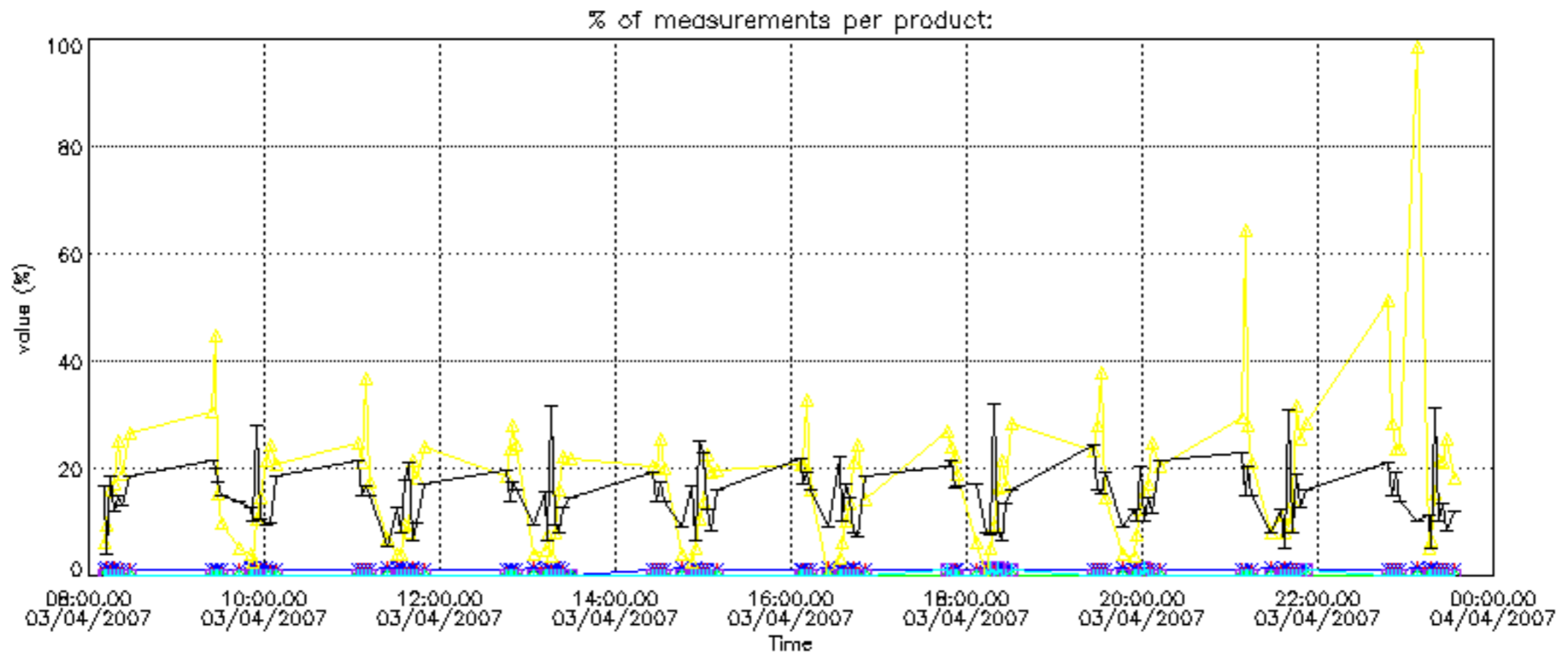


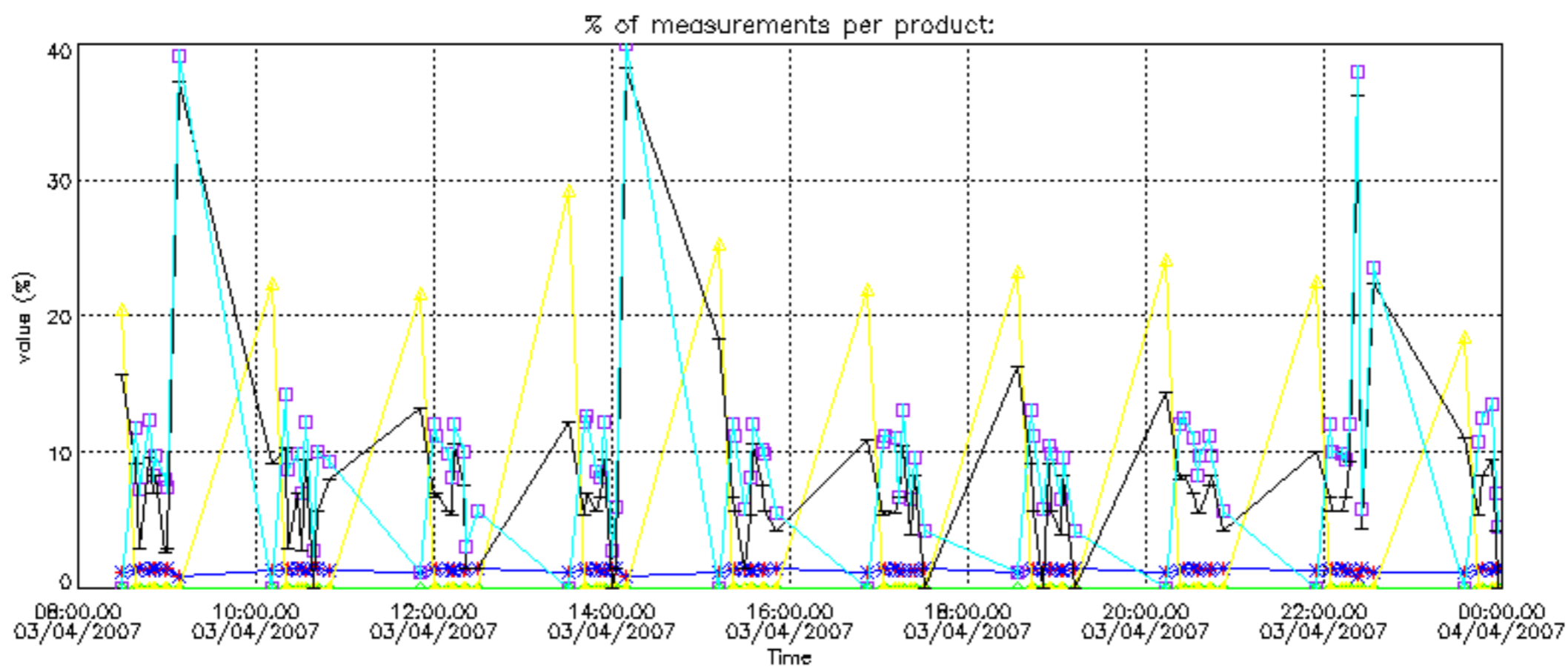
Percentage of flagged data per NO2 profile



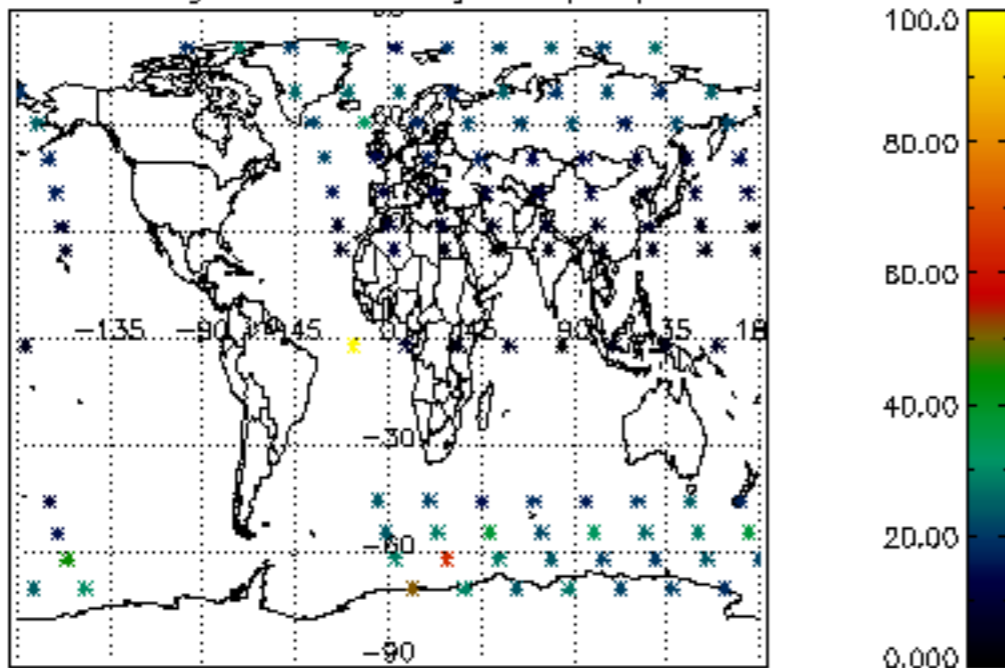
Percentage of flagged data per NO3 profile



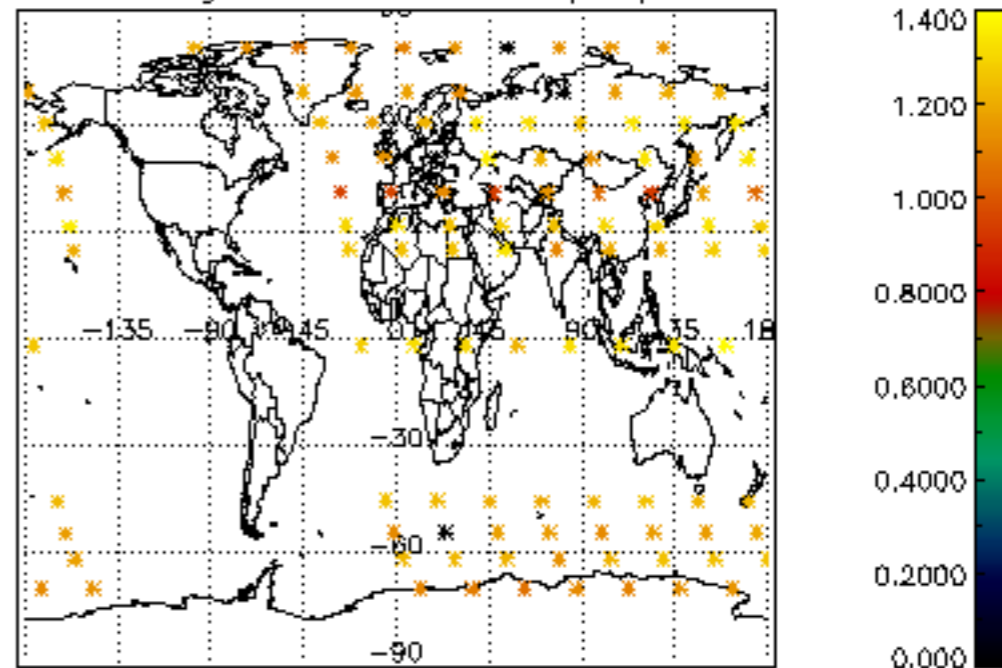




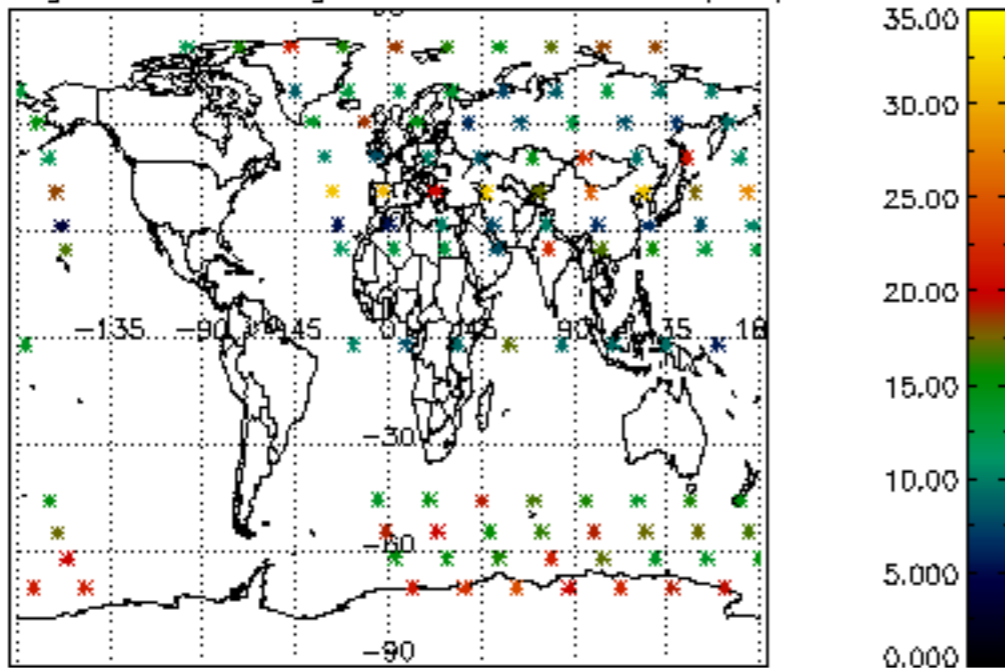
Percentage of cosmic ray hits per profile



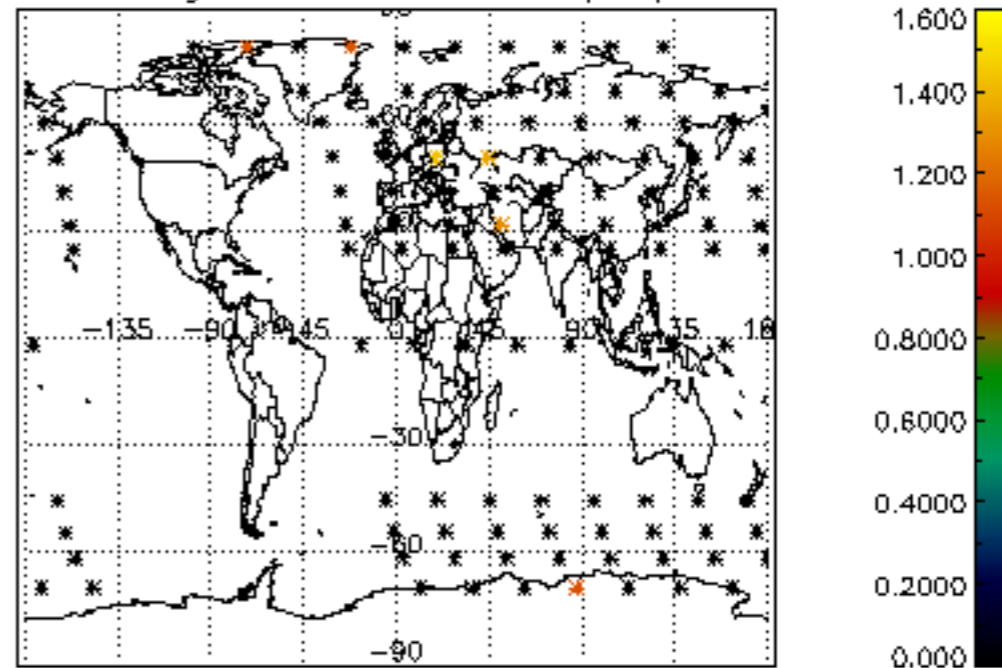
Percentage of datation errors per profile



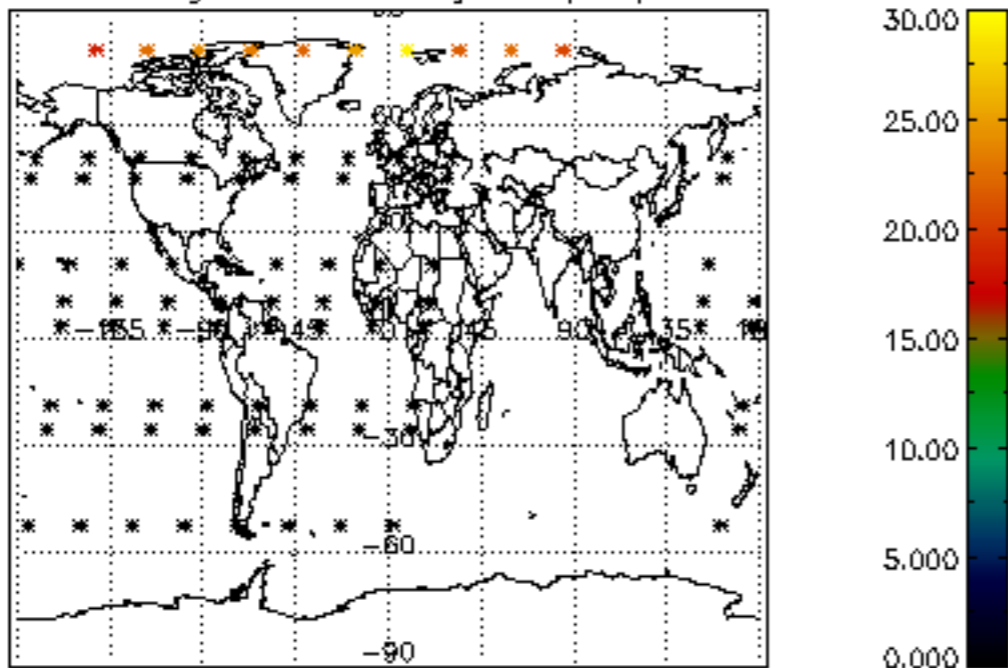
Percentage of star falling outside central band per profile



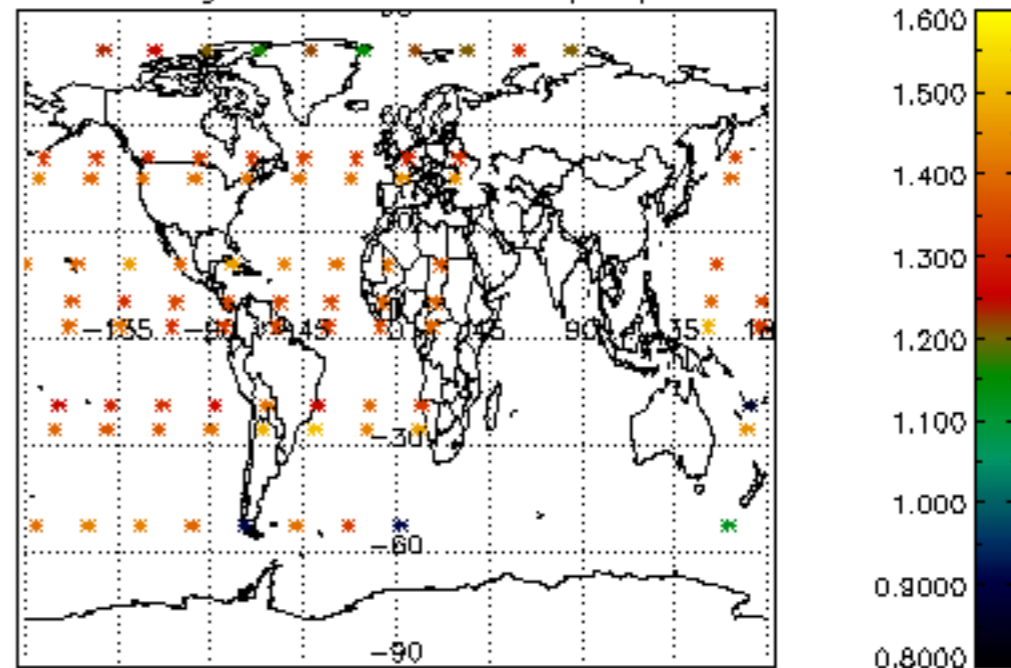
Percentage of saturation errors per profile



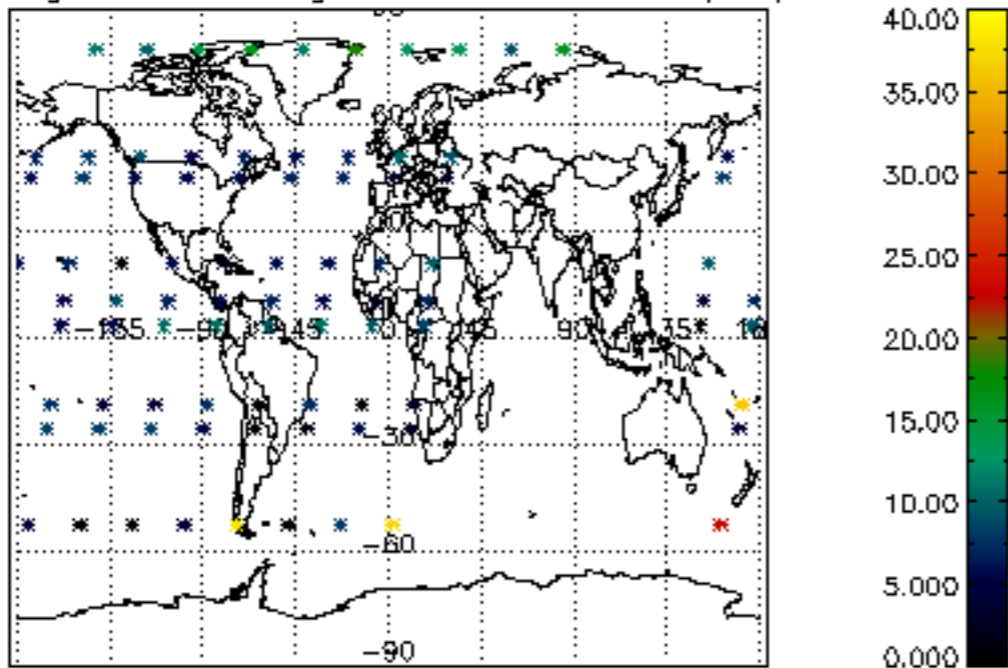
Percentage of cosmic ray hits per profile



Percentage of datation errors per profile



Percentage of star falling outside central band per profile



Percentage of saturation errors per profile

