

# GOMOS Level 2 Daily Report

## SUMMARY

### [1. General Info](#)

### [2. Summary of processed GOM\\_NL\\_2P products](#)

### [3. Level 2 Quality information per product](#)

#### [3.1 Plot of level 2 quality information per product \(time dependant\)](#)

#### [3.2 Plot of level 2 quality information per product \(world map\)](#)

### [4. Level 1 Quality information per product \(stored on level 2 products\)](#)

#### [4.1 Plot of level 1 quality information per product \(time dependant\)](#)

##### [4.1.1 Plot of level 1 quality information per product \(time dependant\): ASCENDING](#)

##### [4.1.2 Plot of level 1 quality information per product \(time dependant\): DESCENDING](#)

#### [4.2 Plot of level 1 quality information per product \(world map\)](#)

##### [4.2.1 Plot of level 1 quality information per product \(world map\): ASCENDING](#)

##### [4.2.2 Plot of level 1 quality information per product \(world map\): DESCENDING](#)

### [5. Ozone profiles based on quality statistics and other trace gas profiles](#)

#### [5.1 Ozone statistics based on quality of products](#)

#### [5.2 Plot ozone profiles for all STD \(dark without errors\)](#)

#### [5.3 Plot ozone profiles where STD < 20% \(dark without errors\)](#)

#### [5.4. Plot ozone profiles where STD < 10% \(dark without errors\)](#)

#### [5.5. Plot ozone profiles where STD < 5% \(dark without errors\)](#)

#### [5.6 Plot NO2 profiles for all STD \(dark without errors\)](#)

#### [5.7 Plot NO3 profiles for all STD \(dark without errors\)](#)

#### [5.8 Plot H2O profiles \(only for occultations of stars 1,2,3,4,13,14,16,26,63 dark without errors\) for all STD](#)

### [6. Auxiliary Data Files used for the production reported in section 2](#)

This report presents the daily analysis on parameters extracted from GOMOS level 2 data (GOM\_NL\_\_2P). It is intended to monitor some important parameters that will impact the quality of these products. A list of level 2 products (and content) that have arrived during the reporting day to the PCF is also given.

Item	Value
Time of report generation	22APR2013 17:58:18
Data source version	GOMOS/6.01
Start time of products	01-04-2007 (01APR2007 00:00:00)
Stop time of products	02-04-2007 (02APR2007 00:00:00)
Store outputs in DB	Yes
Nb of level 2 prods	270
Nb of prods with errors	0

## 2. Summary of processed GOM\_NL\_\_2P products.

Nr	Filename	UTC Start time	Limb	Duration	Star Id	Star Name	Star Mag	Star Temp	Nb Meas	Orbit	Prod. error
1	GOM_NL__2PRFIN20070401_000004_000000332056_00474_26580_5968.N1	01-APR-2007 00:00:04	Bright	32.500	49	1Alp UMi	1.9900	6300.0	65	26580	No
2	GOM_NL__2PRFIN20070401_000747_000000542056_00474_26580_5969.N1	01-APR-2007 00:07:47	Bright	54.000	89	5Alp Cep	2.4510	8000.0	108	26580	No
3	GOM_NL__2PRFIN20070401_002310_000000432056_00474_26580_5970.N1	01-APR-2007 00:23:10	Bright	42.500	61	8Eps Peg	2.1000	3900.0	85	26580	No
4	GOM_NL__2PRFIN20070401_002745_000000432056_00474_26580_5971.N1	01-APR-2007 00:27:45	Dark	42.500	154	22Bet Aqr	2.8990	5700.0	85	26580	No
5	GOM_NL__2PRFIN20070401_003019_000000392056_00474_26580_5972.N1	01-APR-2007 00:30:19	Dark	39.000	142	49Del Cap	2.8500	8900.0	78	26580	No
6	GOM_NL__2PRFIN20070401_004233_000000402056_00474_26580_5973.N1	01-APR-2007 00:42:33	Dark	40.000	45	Alp Pav	1.9400	26000.	80	26580	No
7	GOM_NL__2PRFIN20070401_005004_000000422056_00475_26581_5978.N1	01-APR-2007 00:50:04	Dark	41.500	43	Alp TrA	1.9100	4250.0	83	26581	No
8	GOM_NL__2PRFIN20070401_005154_000000382056_00475_26581_5979.N1	01-APR-2007 00:51:54	Dark	37.500	134	Bet TrA	2.8100	6600.0	75	26581	No
9	GOM_NL__2PRFIN20070401_005433_000000432056_00475_26581_5980.N1	01-APR-2007 00:54:33	Dark	43.000	4	Alp1Cen	-0.010000	5800.0	86	26581	No
10	GOM_NL__2PRFIN20070401_005722_000000392056_00475_26581_5981.N1	01-APR-2007 00:57:22	Straylight	38.500	20	Bet Cru	1.2530	30000.	77	26581	No
11	GOM_NL__2PRFIN20070401_005852_000000422056_00475_26581_5982.N1	01-APR-2007 00:58:52	Straylight	42.000	95	Zet Cen	2.5450	26000.	84	26581	No
12	GOM_NL__2PRFIN20070401_010020_000000382056_00475_26581_5983.N1	01-APR-2007 01:00:20	Straylight	37.500	99	Del Cen	2.5750	26000.	75	26581	No
13	GOM_NL__2PRFIN20070401_010247_000000442056_00475_26581_5984.N1	01-APR-2007 01:02:47	Straylight	44.000	123	lot Cen	2.7500	10200.	88	26581	No
14	GOM_NL__2PRFIN20070401_010740_000000442056_00475_26581_5985.N1	01-APR-2007 01:07:40	Twi_and_stray	44.000	106	9Bet Crv	2.6480	5600.0	88	26581	No
15	GOM_NL__2PRFIN20070401_010938_000000432056_00475_26581_5986.N1	01-APR-2007 01:09:38	Twi_and_stray	42.500	100	4Gam Crv	2.5800	13100.	85	26581	No
16	GOM_NL__2PRFIN20070401_011922_000000392056_00475_26581_5987.N1	01-APR-2007 01:19:22	Bright	39.000	62	94Bet Leo	2.1360	9700.0	78	26581	No
17	GOM_NL__2PRFIN20070401_012058_000000382056_00475_26581_5988.N1	01-APR-2007 01:20:58	Bright	37.500	96	68Del Leo	2.5600	9300.0	75	26581	No
18	GOM_NL__2PRFIN20070401_012747_000000362056_00475_26581_5989.N1	01-APR-2007 01:27:47	Bright	35.500	174	52Psi UMa	3.0040	4400.0	71	26581	No
19	GOM_NL__2PRFIN20070401_013050_000000362056_00475_26581_5990.N1	01-APR-2007 01:30:50	Bright	35.500	87	64Gam UMa	2.4330	11000.	71	26581	No
20	GOM_NL__2PRFIN20070401_013239_000000432056_00475_26581_5991.N1	01-APR-2007 01:32:39	Bright	42.500	36	50Alp UMa	1.8000	6300.0	85	26581	No
21	GOM_NL__2PRFIN20070401_013900_000000412056_00475_26581_5992.N1	01-APR-2007 01:39:00	Bright	40.500	60	7Bet UMi	2.0810	3950.0	81	26581	No
22	GOM_NL__2PRFIN20070401_014040_000000342056_00475_26581_5993.N1	01-APR-2007 01:40:40	Bright	34.000	49	1Alp UMi	1.9900	6300.0	68	26581	No
23	GOM_NL__2PRFIN20070401_014823_000000522056_00475_26581_5994.N1	01-APR-2007 01:48:23	Bright	52.000	89	5Alp Cep	2.4510	8000.0	104	26581	No
24	GOM_NL__2PRFIN20070401_020346_000000432056_00475_26581_5995.N1	01-APR-2007 02:03:46	Bright	42.500	61	8Eps Peg	2.1000	3900.0	85	26581	No
25	GOM_NL__2PRFIN20070401_020821_000000442056_00475_26581_5996.N1	01-APR-2007 02:08:21	Dark	43.500	154	22Bet Aqr	2.8990	5700.0	87	26581	No
26	GOM_NL__2PRFIN20070401_021055_000000402056_00475_26581_5997.N1	01-APR-2007 02:10:55	Dark	40.000	142	49Del Cap	2.8500	8900.0	80	26581	No
27	GOM_NL__2PRFIN20070401_022309_000000382056_00475_26581_5998.N1	01-APR-2007 02:23:09	Dark	38.000	45	Alp Pav	1.9400	26000.	76	26581	No
28	GOM_NL__2PRFIN20070401_023040_000000392056_00476_26582_5989.N1	01-APR-2007 02:30:40	Dark	38.500	43	Alp TrA	1.9100	4250.0	77	26582	No
29	GOM_NL__2PRFIN20070401_023230_000000402056_00476_26582_5990.N1	01-APR-2007 02:32:30	Dark	39.500	134	Bet TrA	2.8100	6600.0	79	26582	No
30	GOM_NL__2PRFIN20070401_023509_000000442056_00476_26582_5991.N1	01-APR-2007 02:35:09	Dark	43.500	4	Alp1Cen	-0.010000	5800.0	87	26582	No
31	GOM_NL__2PRFIN20070401_023758_000000412056_00476_26582_5992.N1	01-APR-2007 02:37:58	Straylight	40.500	20	Bet Cru	1.2530	30000.	81	26582	No
32	GOM_NL__2PRFIN20070401_023929_000000422056_00476_26582_5993.N1	01-APR-2007 02:39:29	Straylight	42.000	95	Zet Cen	2.5450	26000.	84	26582	No
33	GOM_NL__2PRFIN20070401_024056_000000392056_00476_26582_5994.N1	01-APR-2007 02:40:56	Straylight	39.000	99	Del Cen	2.5750	26000.	78	26582	No
34	GOM_NL__2PRFIN20070401_024323_000000442056_00476_26582_5995.N1	01-APR-2007 02:43:23	Straylight	43.500	123	lot Cen	2.7500	10200.	87	26582	No
35	GOM_NL__2PRFIN20070401_024816_000000452056_00476_26582_5996.N1	01-APR-2007 02:48:16	Twi_and_stray	45.000	106	9Bet Crv	2.6480	5600.0	90	26582	No
36	GOM_NL__2PRFIN20070401_025014_000000442056_00476_26582_5997.N1	01-APR-2007 02:50:14	Twi_and_stray	43.500	100	4Gam Crv	2.5800	13100.	87	26582	No
37	GOM_NL__2PRFIN20070401_025958_000000392056_00476_26582_5998.N1	01-APR-2007 02:59:58	Bright	38.500	62	94Bet Leo	2.1360	9700.0	77	26582	No
38	GOM_NL__2PRFIN20070401_030134_000000362056_00476_26582_5999.N1	01-APR-2007 03:01:34	Bright	36.000	96	68Del Leo	2.5600	9300.0	72	26582	No
39	GOM_NL__2PRFIN20070401_030823_000000362056_00476_26582_6000.N1	01-APR-2007 03:08:23	Bright	36.000	174	52Psi UMa	3.0040	4400.0	72	26582	No
40	GOM_NL__2PRFIN20070401_031126_000000382056_00476_26582_6001.N1	01-APR-2007 03:11:26	Bright	37.500	87	64Gam UMa	2.4330	11000.	75	26582	No
41	GOM_NL__2PRFIN20070401_031315_000000382056_00476_26582_6002.N1	01-APR-2007 03:13:15	Bright	38.000	36	50Alp UMa	1.8000	6300.0	76	26582	No
42	GOM_NL__2PRFIN20070401_031936_000000392056_00476_26582_6003.N1	01-APR-2007 03:19:36	Bright	39.000	60	7Bet UMi	2.0810	3950.0	78	26582	No







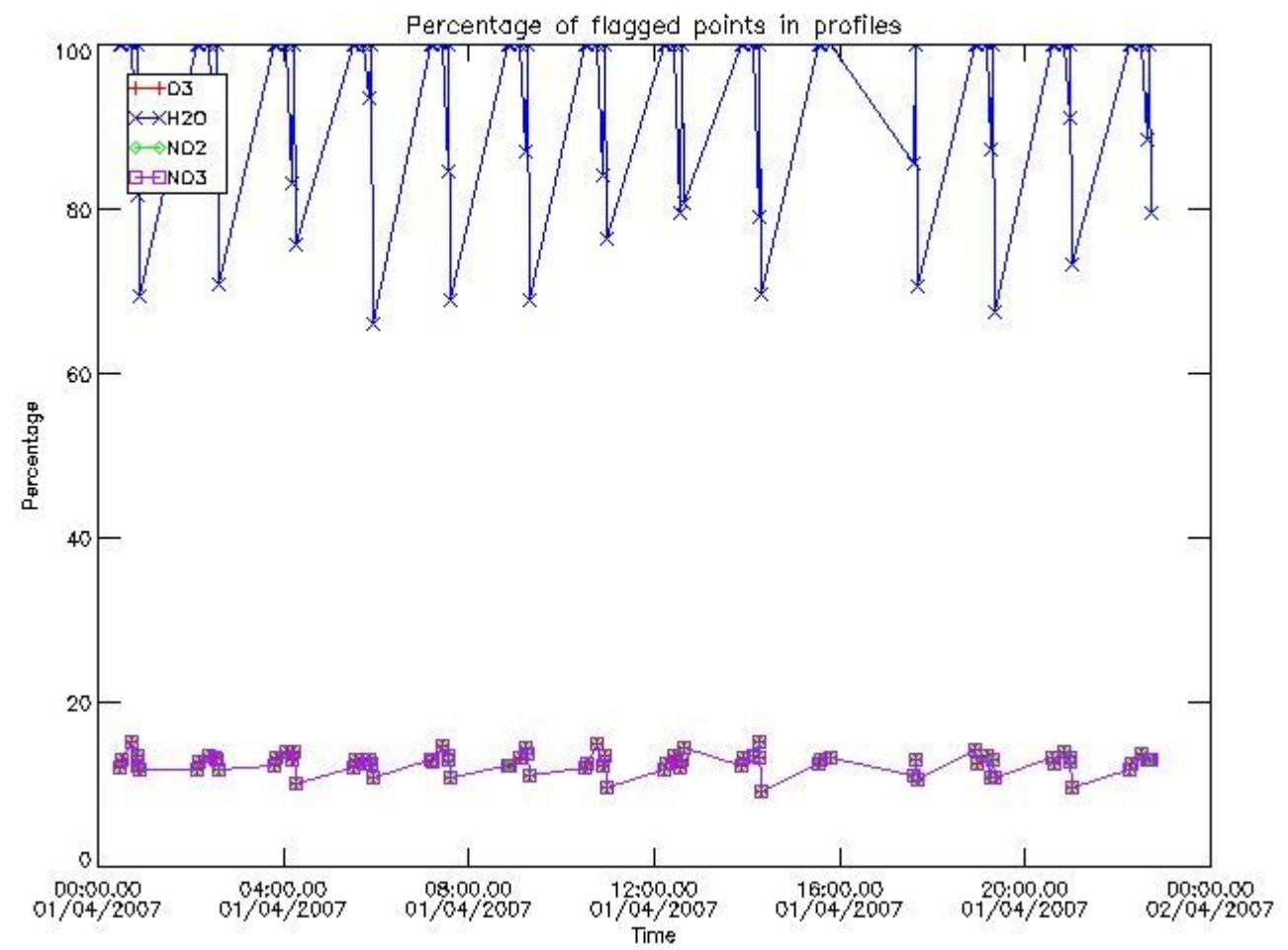


220	GOM_NL__2PRFIN20070401_192927_000000442056_00486_26592_6152.N1	01-APR-2007 19:29:27	Straylight	44.000	123	lot Cen	2.7500	10200.	88	26592	No
221	GOM_NL__2PRFIN20070401_193417_000000452056_00486_26592_6153.N1	01-APR-2007 19:34:17	Twilight_stray	44.500	106	9Bet Crv	2.6480	5600.0	89	26592	No
222	GOM_NL__2PRFIN20070401_193615_000000432056_00486_26592_6154.N1	01-APR-2007 19:36:15	Twilight_stray	42.500	100	4Gam Crv	2.5800	13100.	85	26592	No
223	GOM_NL__2PRFIN20070401_194556_000000382056_00486_26592_6155.N1	01-APR-2007 19:45:56	Bright	37.500	62	94Bet Leo	2.1360	9700.0	75	26592	No
224	GOM_NL__2PRFIN20070401_194733_000000362056_00486_26592_6156.N1	01-APR-2007 19:47:33	Bright	36.000	96	68Del Leo	2.5600	9300.0	72	26592	No
225	GOM_NL__2PRFIN20070401_195422_000000362056_00486_26592_6157.N1	01-APR-2007 19:54:22	Bright	35.500	174	52Psi UMa	3.0040	4400.0	71	26592	No
226	GOM_NL__2PRFIN20070401_195723_000000382056_00486_26592_6158.N1	01-APR-2007 19:57:23	Bright	37.500	87	64Gam UMa	2.4330	11000.	75	26592	No
227	GOM_NL__2PRFIN20070401_195913_000000382056_00486_26592_6159.N1	01-APR-2007 19:59:13	Bright	37.500	36	50Alp UMa	1.8000	6300.0	75	26592	No
228	GOM_NL__2PRFIN20070401_200532_000000382056_00486_26592_6160.N1	01-APR-2007 20:05:32	Bright	38.000	60	7Bet UMi	2.0810	3950.0	76	26592	No
229	GOM_NL__2PRFIN20070401_200716_000000362056_00486_26592_6161.N1	01-APR-2007 20:07:16	Bright	35.500	49	1Alp UMi	1.9900	6300.0	71	26592	No
230	GOM_NL__2PRFIN20070401_201457_000000462056_00486_26592_6162.N1	01-APR-2007 20:14:57	Bright	46.000	89	5Alp Cep	2.4510	8000.0	92	26592	No
231	GOM_NL__2PRFIN20070401_203024_000000462056_00486_26592_6163.N1	01-APR-2007 20:30:24	Twilight_stray	45.500	61	8Eps Peg	2.1000	3900.0	91	26592	No
232	GOM_NL__2PRFIN20070401_203500_000000432056_00486_26592_6164.N1	01-APR-2007 20:35:00	Dark	42.500	154	22Bet Aqr	2.8990	5700.0	85	26592	No
233	GOM_NL__2PRFIN20070401_203734_000000412056_00486_26592_6165.N1	01-APR-2007 20:37:34	Dark	41.000	142	49Del Cap	2.8500	8900.0	82	26592	No
234	GOM_NL__2PRFIN20070401_204949_000000372056_00486_26592_6166.N1	01-APR-2007 20:49:49	Dark	36.500	45	Alp Pav	1.9400	26000.	73	26592	No
235	GOM_NL__2PRFIN20070401_205720_000000402056_00487_26593_6171.N1	01-APR-2007 20:57:20	Dark	40.000	43	Alp TrA	1.9100	4250.0	80	26593	No
236	GOM_NL__2PRFIN20070401_205911_000000392056_00487_26593_6172.N1	01-APR-2007 20:59:11	Dark	38.500	134	Bet TrA	2.8100	6600.0	77	26593	No
237	GOM_NL__2PRFIN20070401_210149_000000532056_00487_26593_6173.N1	01-APR-2007 21:01:49	Dark	53.000	4	Alp1Cen	-0.010000	5800.0	106	26593	No
238	GOM_NL__2PRFIN20070401_210436_000000442056_00487_26593_6174.N1	01-APR-2007 21:04:36	Straylight	44.000	20	Bet Cru	1.2530	30000.	88	26593	No
239	GOM_NL__2PRFIN20070401_210728_000000412056_00487_26593_6175.N1	01-APR-2007 21:07:28	Straylight	40.500	64	Gam Cen	2.2000	10600.	81	26593	No
240	GOM_NL__2PRFIN20070401_211003_000000442056_00487_26593_6176.N1	01-APR-2007 21:10:03	Straylight	43.500	123	lot Cen	2.7500	10200.	87	26593	No
241	GOM_NL__2PRFIN20070401_211453_000000432056_00487_26593_6177.N1	01-APR-2007 21:14:53	Twilight_stray	43.000	106	9Bet Crv	2.6480	5600.0	86	26593	No
242	GOM_NL__2PRFIN20070401_211651_000000442056_00487_26593_6178.N1	01-APR-2007 21:16:51	Twilight_stray	44.000	100	4Gam Crv	2.5800	13100.	88	26593	No
243	GOM_NL__2PRFIN20070401_212632_000000382056_00487_26593_6179.N1	01-APR-2007 21:26:32	Bright	38.000	62	94Bet Leo	2.1360	9700.0	76	26593	No
244	GOM_NL__2PRFIN20070401_212809_000000362056_00487_26593_6180.N1	01-APR-2007 21:28:09	Bright	35.500	96	68Del Leo	2.5600	9300.0	71	26593	No
245	GOM_NL__2PRFIN20070401_213457_000000362056_00487_26593_6181.N1	01-APR-2007 21:34:57	Bright	35.500	174	52Psi UMa	3.0040	4400.0	71	26593	No
246	GOM_NL__2PRFIN20070401_213759_000000372056_00487_26593_6182.N1	01-APR-2007 21:37:59	Bright	36.500	87	64Gam UMa	2.4330	11000.	73	26593	No
247	GOM_NL__2PRFIN20070401_213949_000000382056_00487_26593_6183.N1	01-APR-2007 21:39:49	Bright	37.500	36	50Alp UMa	1.8000	6300.0	75	26593	No
248	GOM_NL__2PRFIN20070401_214607_000000402056_00487_26593_6184.N1	01-APR-2007 21:46:07	Bright	40.000	60	7Bet UMi	2.0810	3950.0	80	26593	No
249	GOM_NL__2PRFIN20070401_214752_000000362056_00487_26593_6185.N1	01-APR-2007 21:47:52	Bright	36.000	49	1Alp UMi	1.9900	6300.0	72	26593	No
250	GOM_NL__2PRFIN20070401_215533_000000362056_00487_26593_6186.N1	01-APR-2007 21:55:33	Bright	35.500	89	5Alp Cep	2.4510	8000.0	71	26593	No
251	GOM_NL__2PRFIN20070401_221100_000000462056_00487_26593_6187.N1	01-APR-2007 22:11:00	Twilight_stray	45.500	61	8Eps Peg	2.1000	3900.0	91	26593	No
252	GOM_NL__2PRFIN20070401_221537_000000432056_00487_26593_6188.N1	01-APR-2007 22:15:37	Dark	43.000	154	22Bet Aqr	2.8990	5700.0	86	26593	No
253	GOM_NL__2PRFIN20070401_221810_000000412056_00487_26593_6189.N1	01-APR-2007 22:18:10	Dark	41.000	142	49Del Cap	2.8500	8900.0	82	26593	No
254	GOM_NL__2PRFIN20070401_223025_000000372056_00487_26593_6190.N1	01-APR-2007 22:30:25	Dark	37.000	45	Alp Pav	1.9400	26000.	74	26593	No
255	GOM_NL__2PRFIN20070401_223756_000000402056_00488_26594_6185.N1	01-APR-2007 22:37:56	Dark	39.500	43	Alp TrA	1.9100	4250.0	79	26594	No
256	GOM_NL__2PRFIN20070401_223947_000000402056_00488_26594_6186.N1	01-APR-2007 22:39:47	Dark	39.500	134	Bet TrA	2.8100	6600.0	79	26594	No
257	GOM_NL__2PRFIN20070401_224226_000000402056_00488_26594_6187.N1	01-APR-2007 22:42:26	Dark	39.500	4	Alp1Cen	-0.010000	5800.0	79	26594	No
258	GOM_NL__2PRFIN20070401_224512_000000412056_00488_26594_6188.N1	01-APR-2007 22:45:12	Straylight	41.000	20	Bet Cru	1.2530	30000.	82	26594	No
259	GOM_NL__2PRFIN20070401_224805_000000412056_00488_26594_6189.N1	01-APR-2007 22:48:05	Straylight	41.000	64	Gam Cen	2.2000	10600.	82	26594	No
260	GOM_NL__2PRFIN20070401_225039_000000442056_00488_26594_6190.N1	01-APR-2007 22:50:39	Straylight	43.500	123	lot Cen	2.7500	10200.	87	26594	No
261	GOM_NL__2PRFIN20070401_225529_000000442056_00488_26594_6191.N1	01-APR-2007 22:55:29	Twilight_stray	44.000	106	9Bet Crv	2.6480	5600.0	88	26594	No
262	GOM_NL__2PRFIN20070401_225727_000000432056_00488_26594_6192.N1	01-APR-2007 22:57:27	Twilight_stray	43.000	100	4Gam Crv	2.5800	13100.	86	26594	No
263	GOM_NL__2PRFIN20070401_230707_000000392056_00488_26594_6193.N1	01-APR-2007 23:07:07	Bright	38.500	62	94Bet Leo	2.1360	9700.0	77	26594	No
264	GOM_NL__2PRFIN20070401_230845_000000352056_00488_26594_6194.N1	01-APR-2007 23:08:45	Bright	35.000	96	68Del Leo	2.5600	9300.0	70	26594	No
265	GOM_NL__2PRFIN20070401_231533_000000372056_00488_26594_6195.N1	01-APR-2007 23:15:33	Bright	36.500	174	52Psi UMa	3.0040	4400.0	73	26594	No
266	GOM_NL__2PRFIN20070401_231834_000000372056_00488_26594_6196.N1	01-APR-2007 23:18:34	Bright	37.000	87	64Gam UMa	2.4330	11000.	74	26594	No
267	GOM_NL__2PRFIN20070401_232025_000000382056_00488_26594_6197.N1	01-APR-2007 23:20:25	Bright	37.500	36	50Alp UMa	1.8000	6300.0	75	26594	No
268	GOM_NL__2PRFIN20070401_232643_000000412056_00488_26594_6198.N1	01-APR-2007 23:26:43	Bright	41.000	60	7Bet UMi	2.0810	3950.0	82	26594	No
269	GOM_NL__2PRFIN20070401_232827_000000342056_00488_26594_6199.N1	01-APR-2007 23:28:27	Bright	34.000	49	1Alp UMi	1.9900	6300.0	68	26594	No
270	GOM_NL__2PRFIN20070401_233609_000000502056_00488_26594_6200.N1	01-APR-2007 23:36:09	Bright	49.500	89	5Alp Cep	2.4510	8000.0	99	26594	No

### 3. Quality information per product

In this section it is plotted some information contained in the Quality Summary data set of the level 2 products. Only products in dark limb conditions and without errors (error flag in the MPH set to "0") are used.

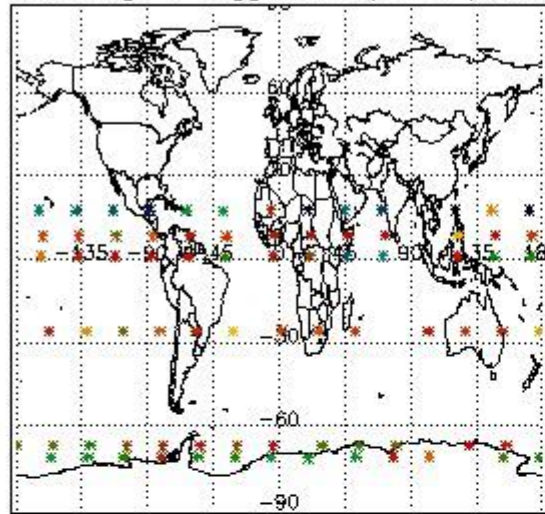
3.1 Plot quality information per product (time dependant)



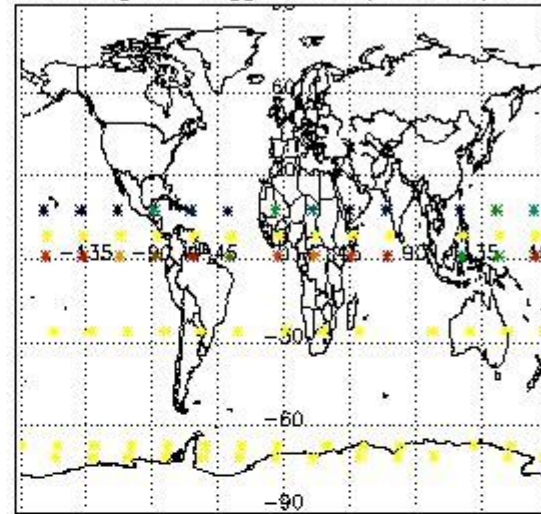
3.2 Plot quality information per product (world map)



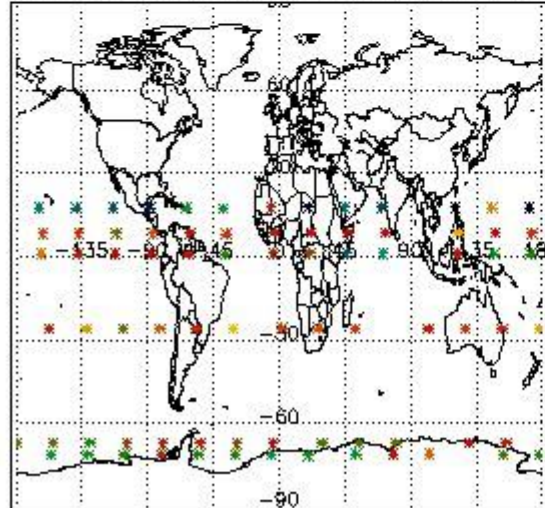
Percentage of flagged data per O3 profile



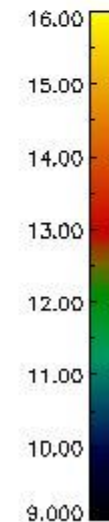
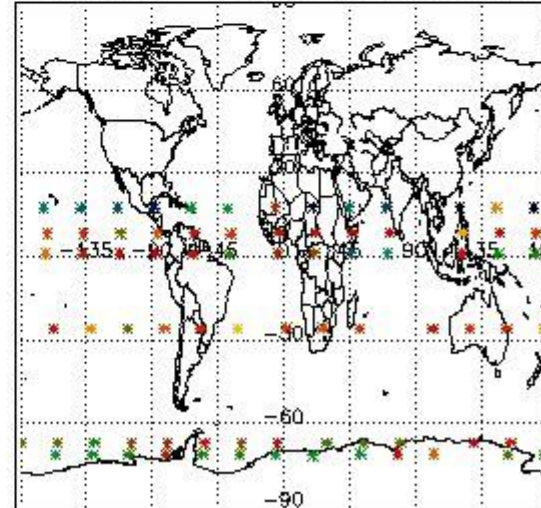
Percentage of flagged data per H2O profile



Percentage of flagged data per NO2 profile



Percentage of flagged data per NO3 profile



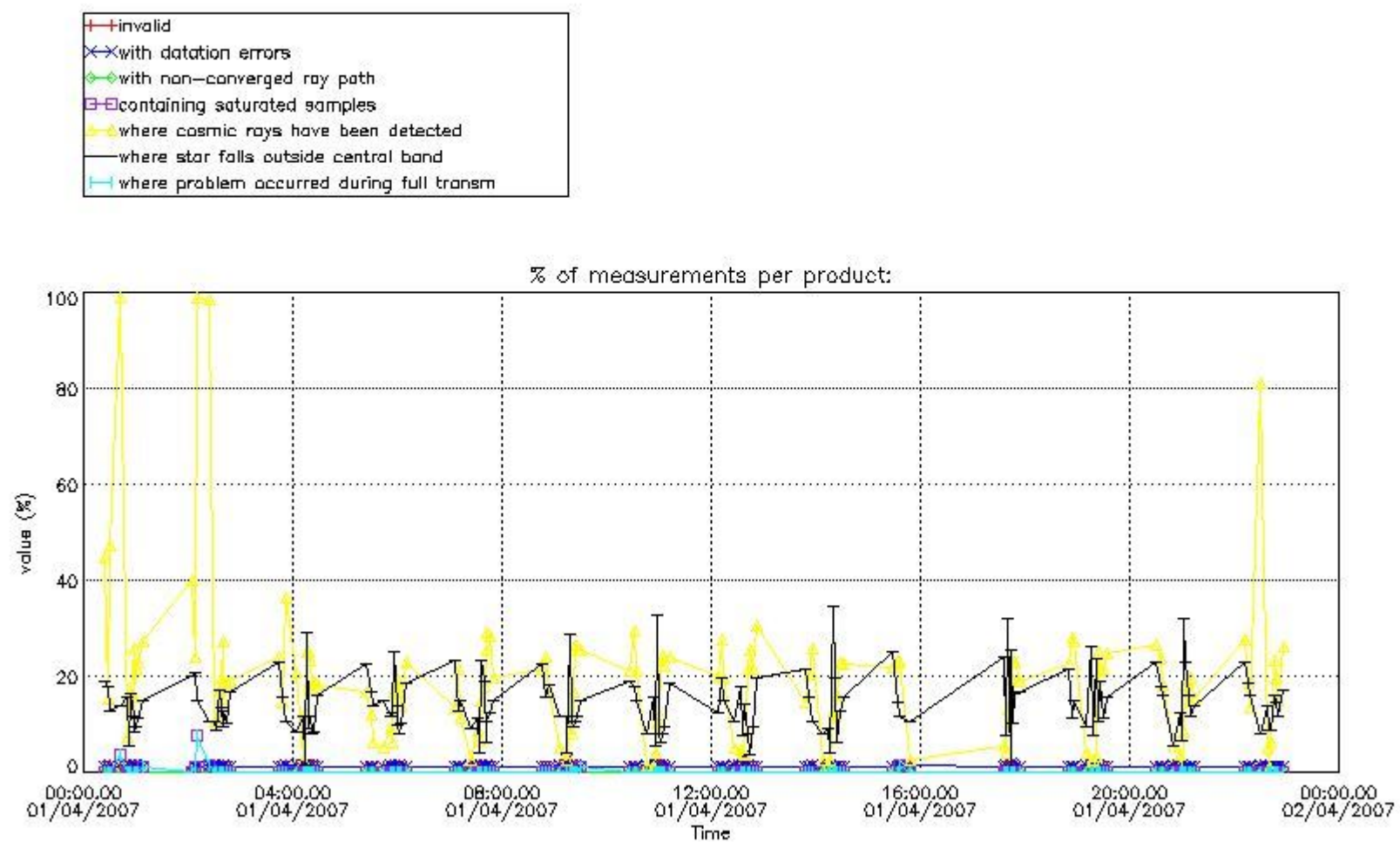
#### 4. Level 1 quality information per product

In this section it is plotted some information contained in the Quality Summary data set of the level 2 products that comes from the level 1b processing. Products without errors (error flag in the MPH set to "0") are used.

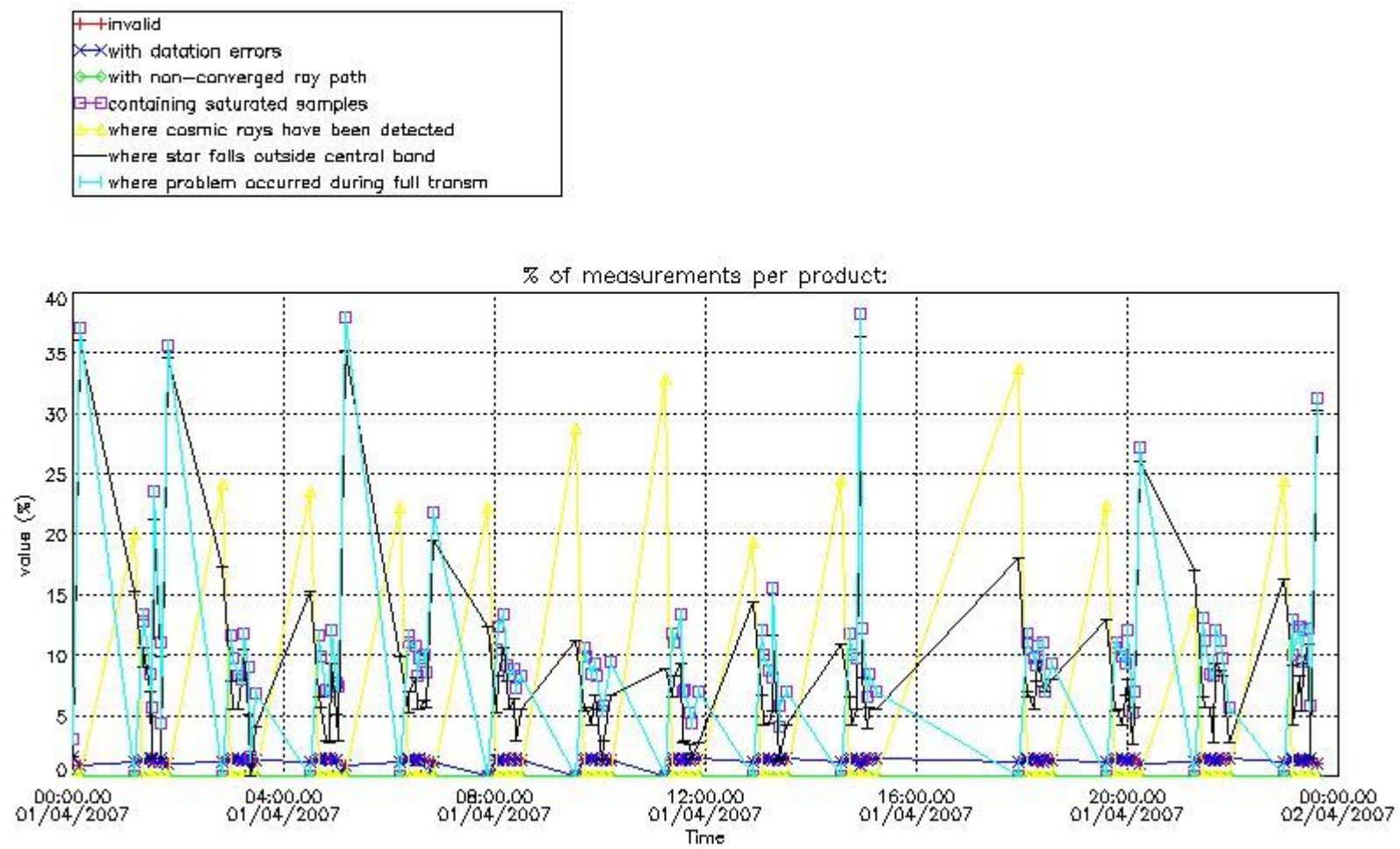
##### 4.1 Plot quality information per product (time dependant) coming from level 1b processing

###### 4.1.1 Plot level 1 quality information per product (time dependant): ENVISAT ASCENDING passes





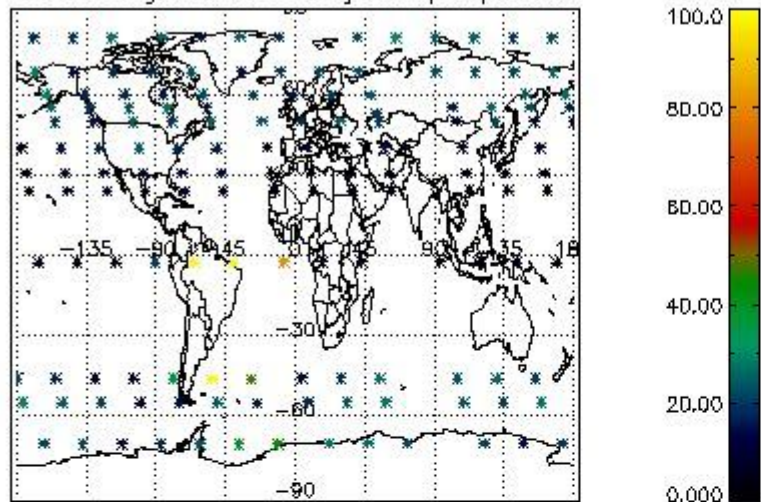
4.1.2 Plot level 1 quality information per product (time dependant): ENVI SAT DESCENDING passes



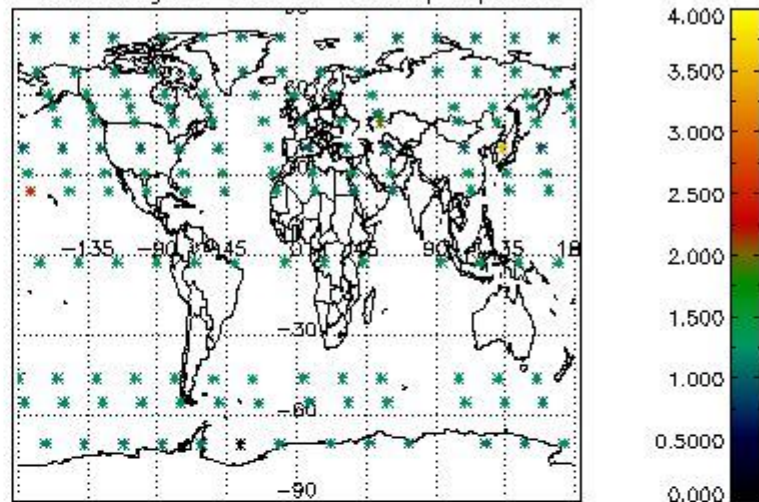
4.2 Plot quality information per product coming from level 1b processing (world map)

4.2.1 Plot level 1 quality information per product (world map): ENVISAT ASCENDING passes

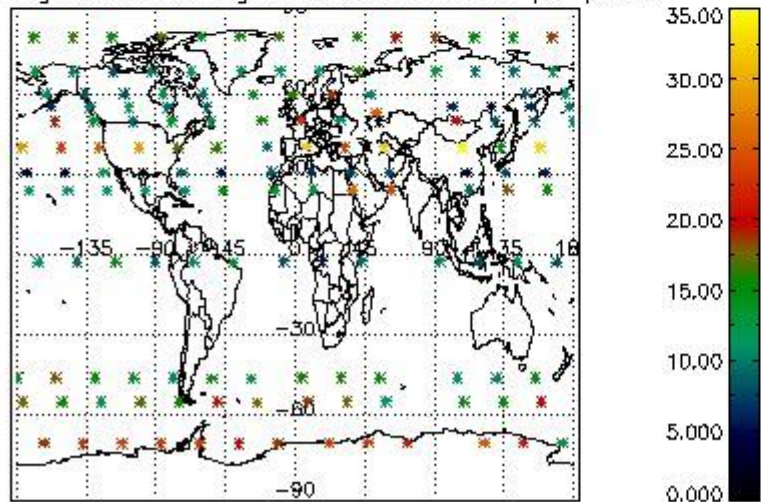
Percentage of cosmic ray hits per profile



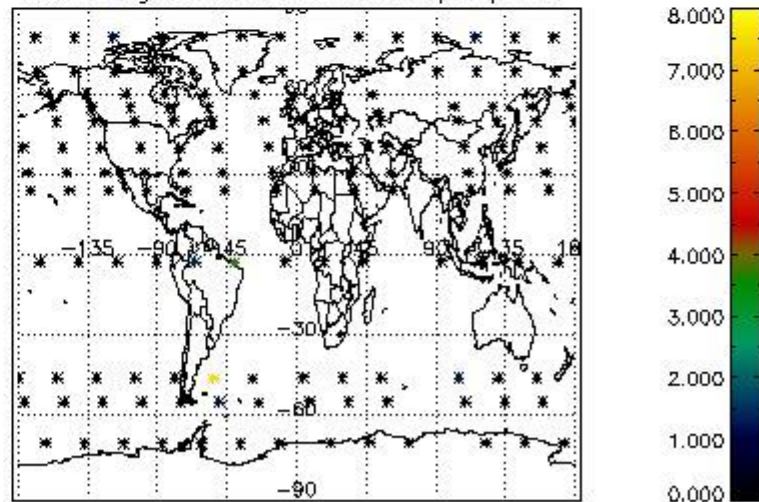
Percentage of datation errors per profile



Percentage of star falling outside central band per profile

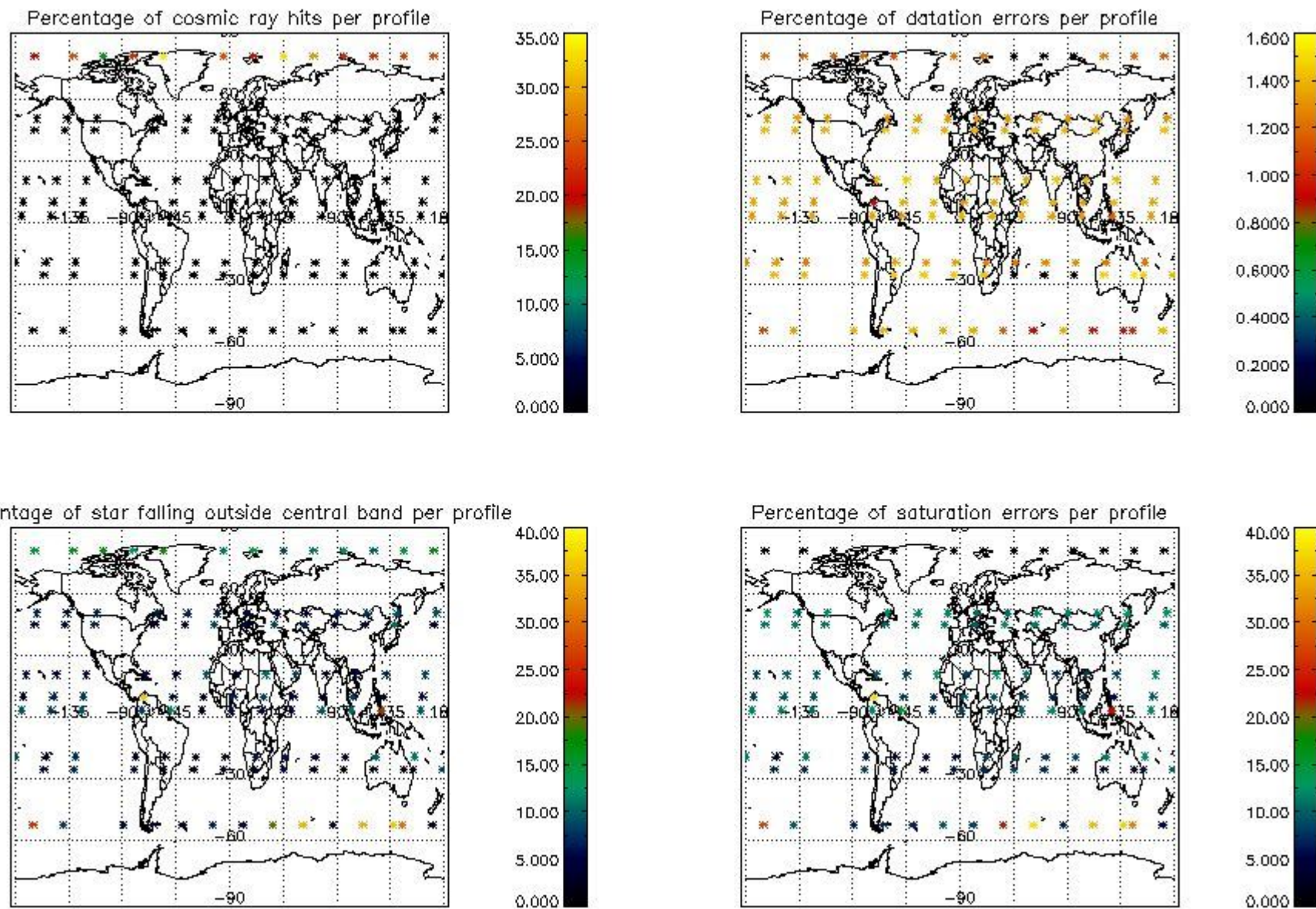


Percentage of saturation errors per profile



4.2.2 Plot level 1 quality information per product (world map): ENVISAT DESCENDING passes





## 5. Trace gas profiles

### 5.1 Ozone statistics based on quality of products

The final quality of the products can be "measured" using the STD (Standard Deviation) attached to every point profile. This information is written to the parameter GOM\_NL\_\_2P/NL\_LOCAL\_SPECIES\_DENSITY/o3\_std of the level 2 products. The table below shows the statistics for given STD ranges.

The statistics are given with respect to the overall valid production:

- Products without fatal errors: GOM\_NL\_\_2P/MPH/PRODUCT\_ERR=0
- Valid point profile: GOM\_NL\_\_2P/NL\_LOCAL\_SPECIES\_DENSITY/pcd(0)=0

The 'Criteria' is applied to valid points of dark limb products:

- Products in dark limb illumination condition: GOM\_NL\_\_2P/NL\_SUMMARY\_QUALITY/obs\_ill\_cond=0
- Products without fatal errors: GOM\_NL\_\_2P/MPH/PRODUCT\_ERR=0
- Valid point profile: GOM\_NL\_\_2P/NL\_LOCAL\_SPECIES\_DENSITY/pcd(0)=0

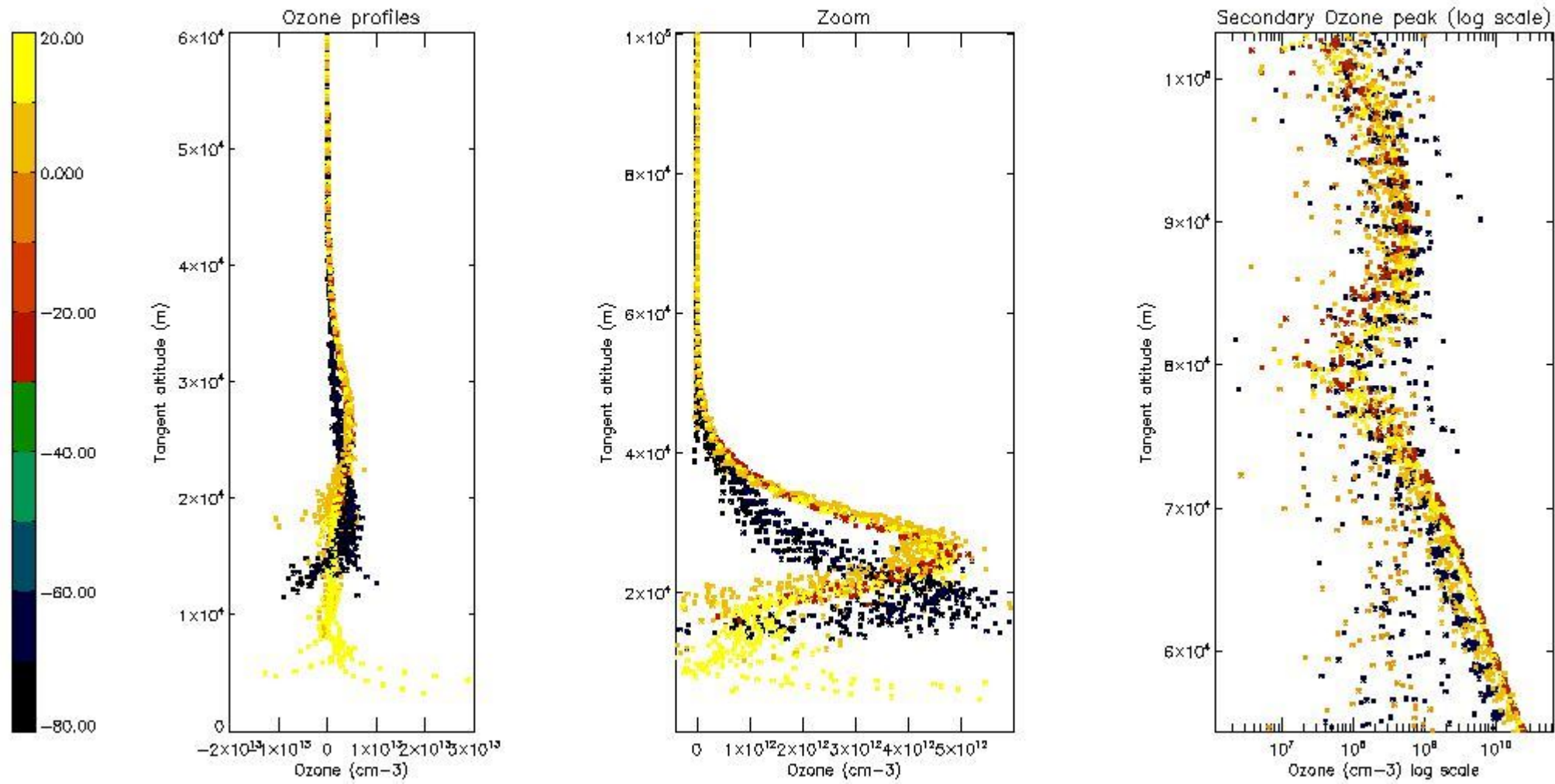
So, the table below shows the percentage of dark limb and valid observations for each criteria with respect to the overall valid daily observations.

Criteria	% of total production
All STD	30
STD < 20	14

STD < 10	9
STD < 5	5

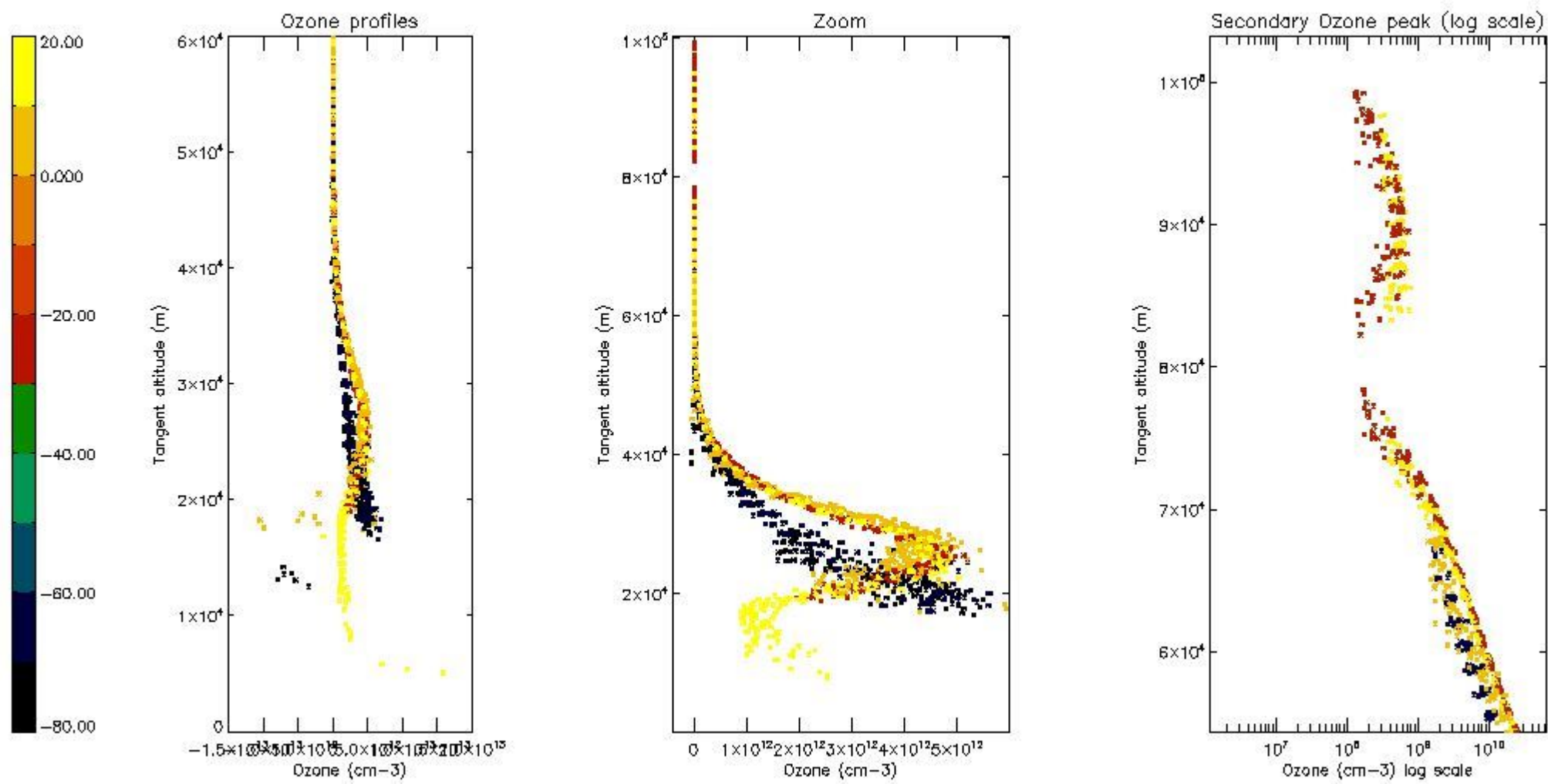
5.2 Plot ozone profiles for all STD (dark without errors)

The colorbar represents the latitude.



5.3 Plot ozone profiles where STD < 20% (dark without errors)

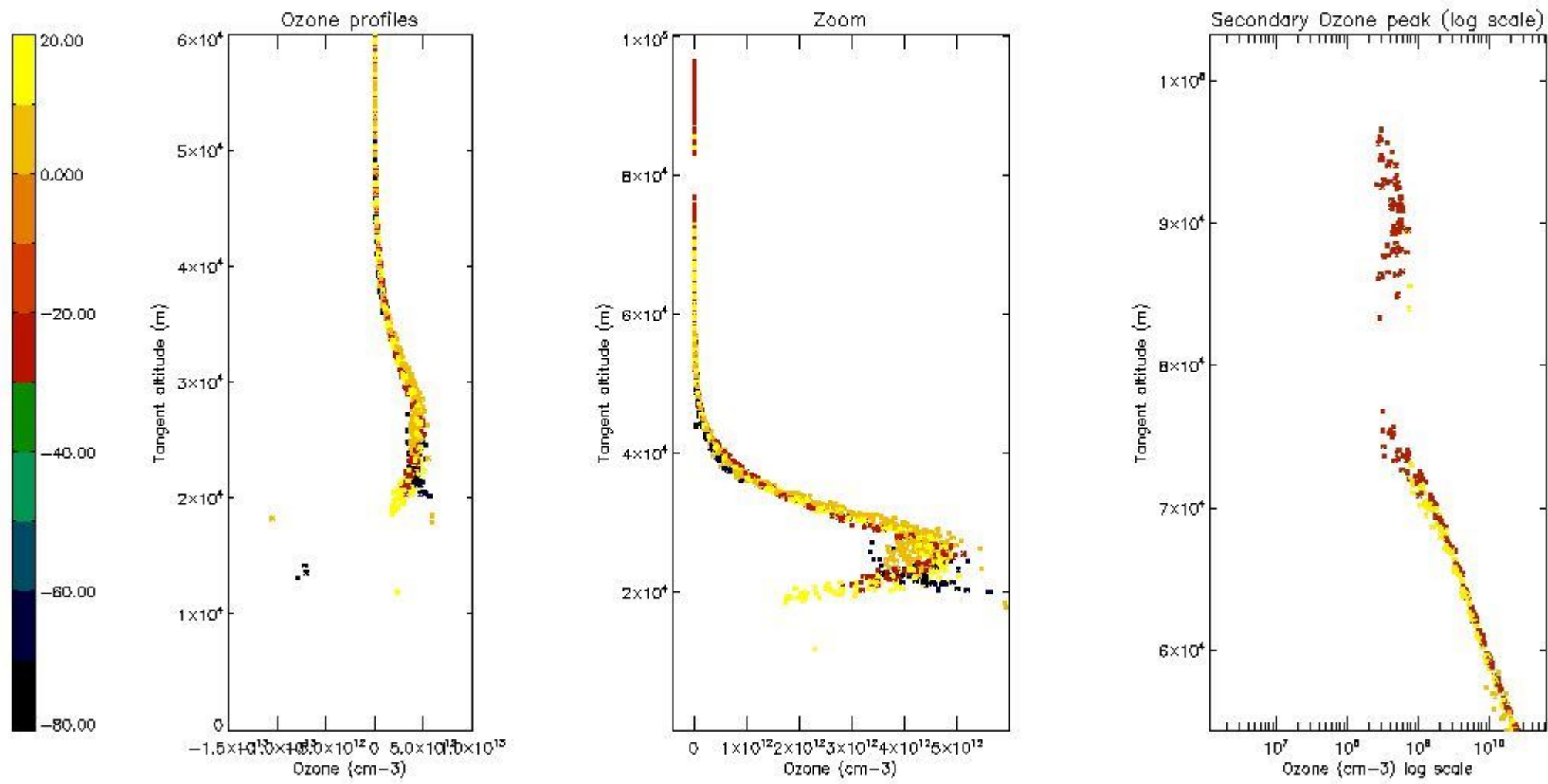
The colorbar represents the latitude.



*5.4 Plot ozone profiles where STD < 10% (dark without errors)*

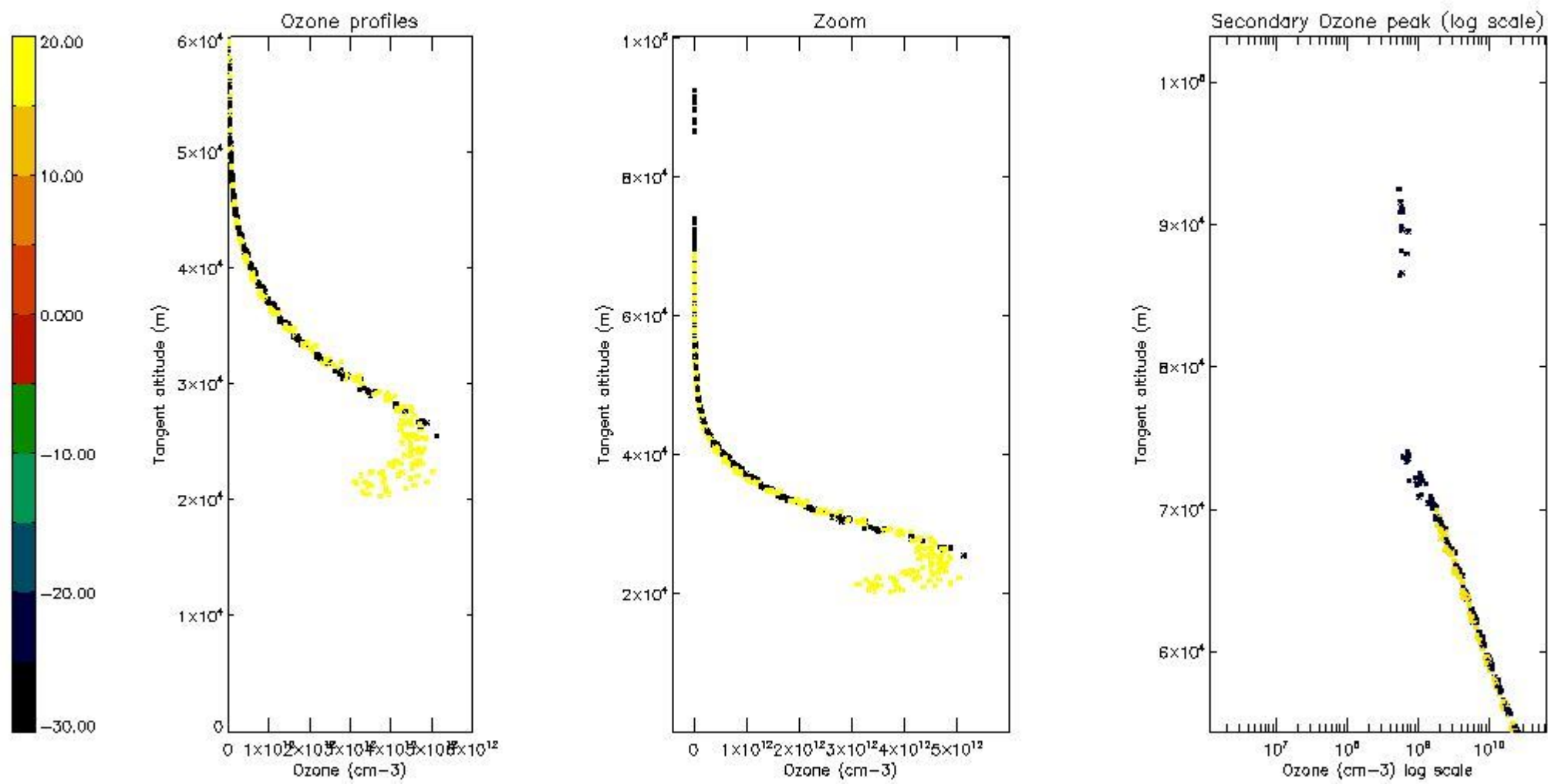
The colorbar represents the latitude.





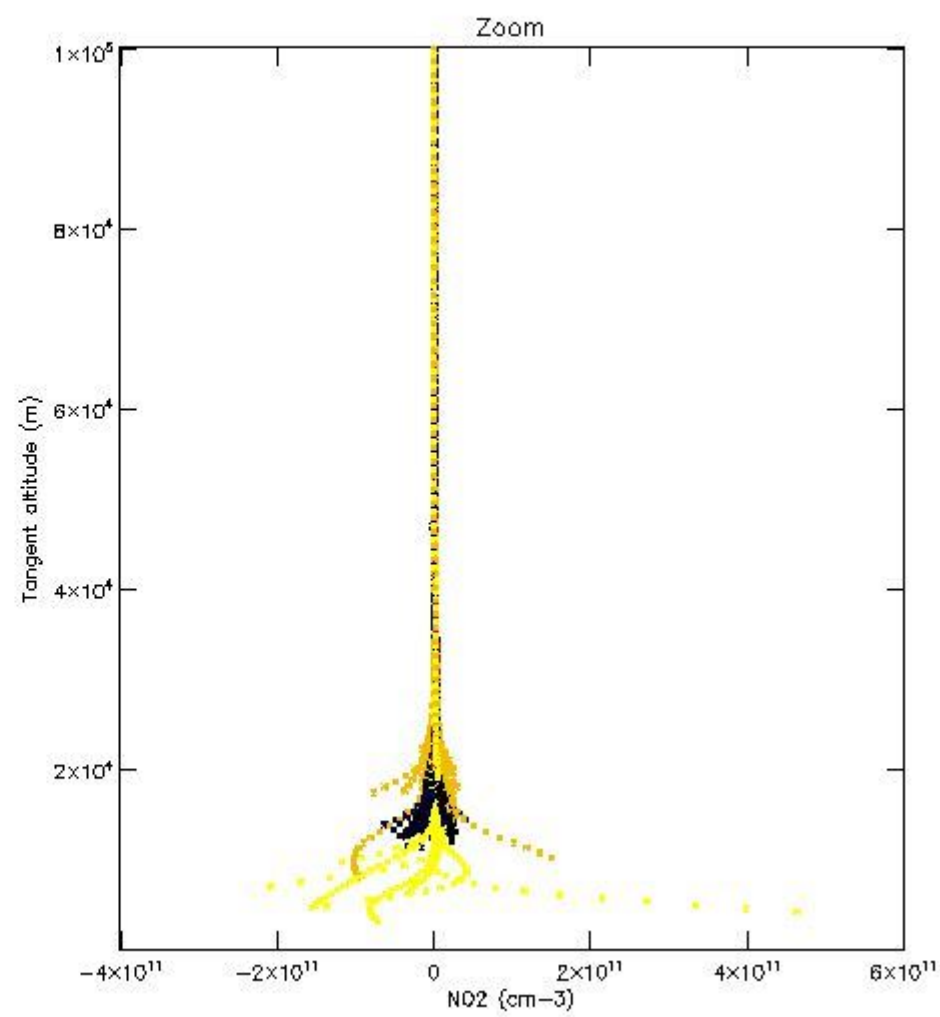
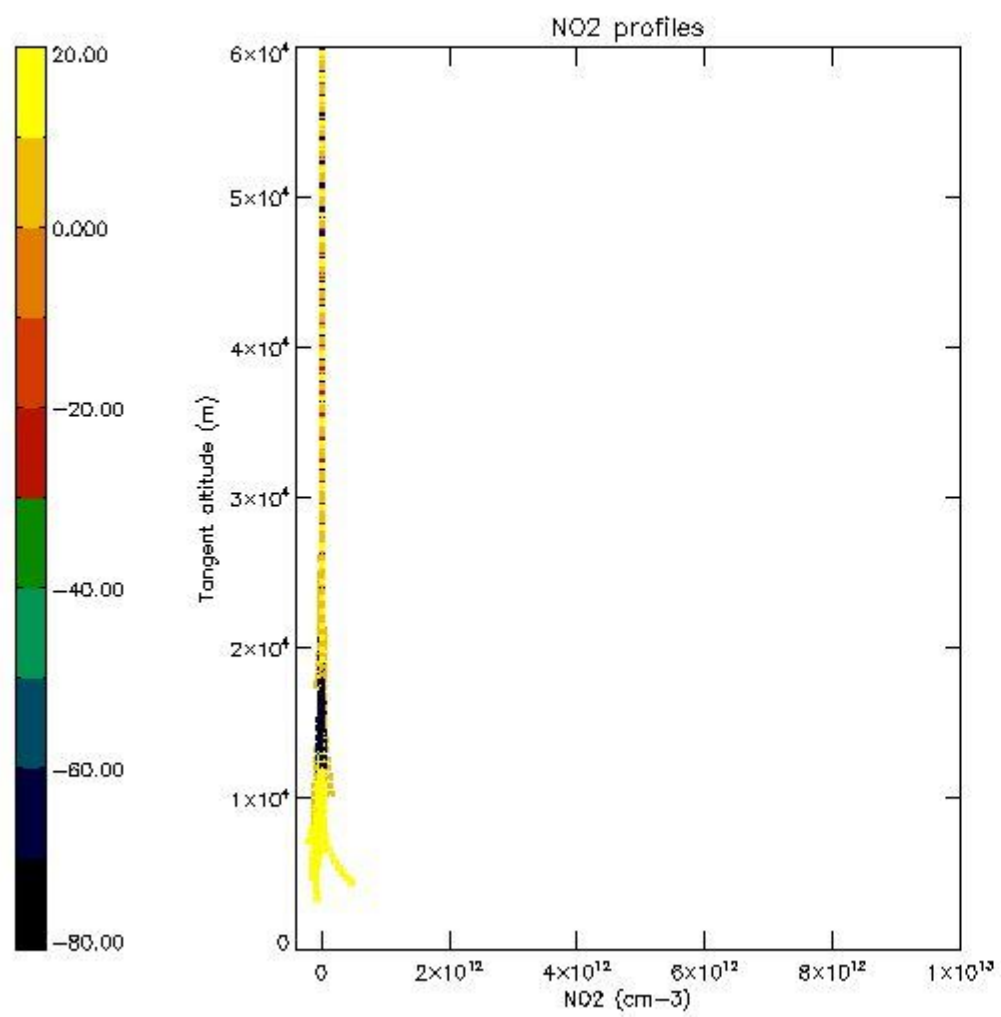
*5.5 Plot ozone profiles where STD < 5% (dark without errors)*

The colorbar represents the latitude.



*5.6 Plot NO<sub>2</sub> profiles for all STD (dark without errors)*

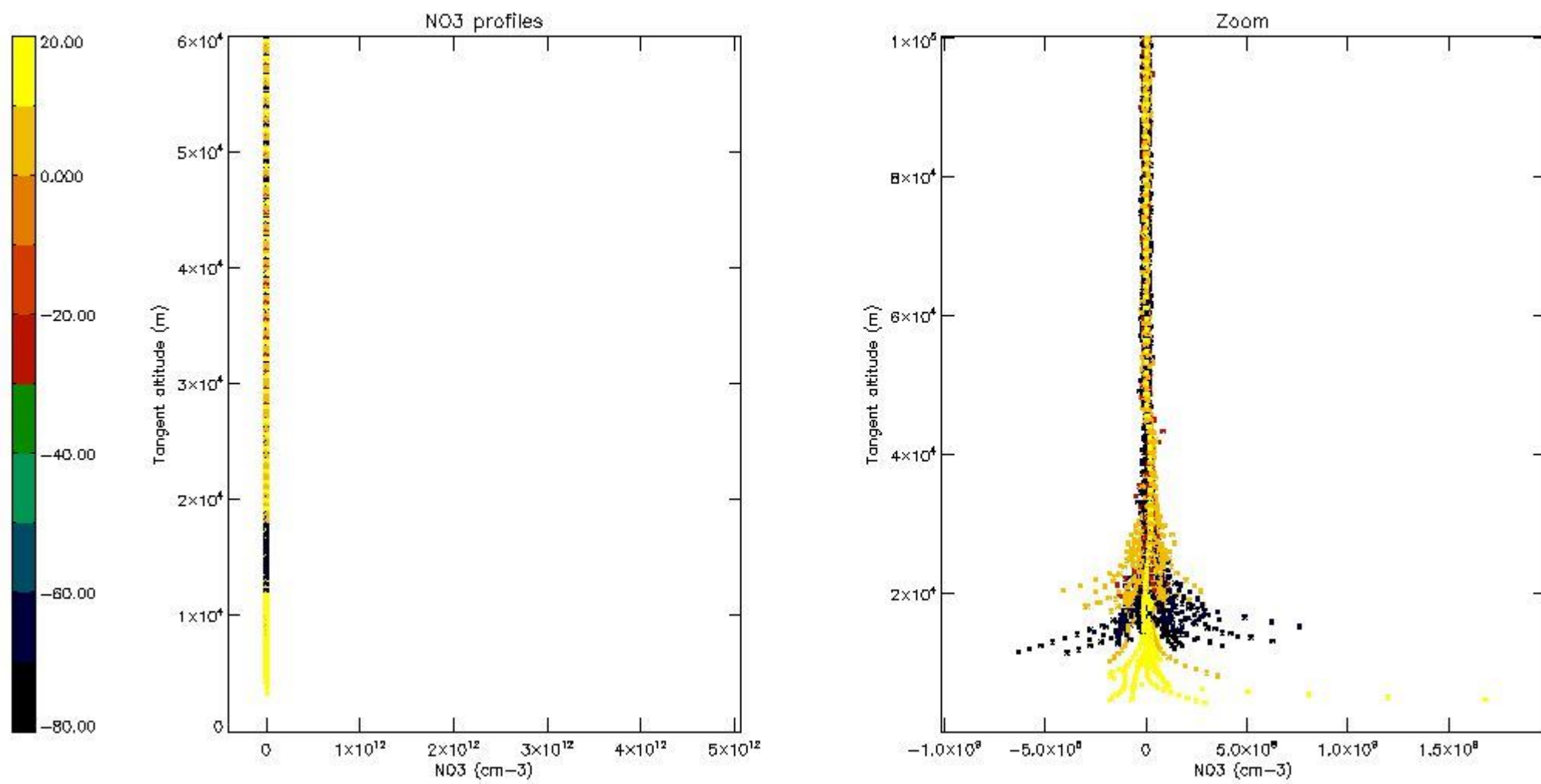
The colorbar represents the latitude.



*5.7 Plot NO3 profiles for all STD (dark without errors)*

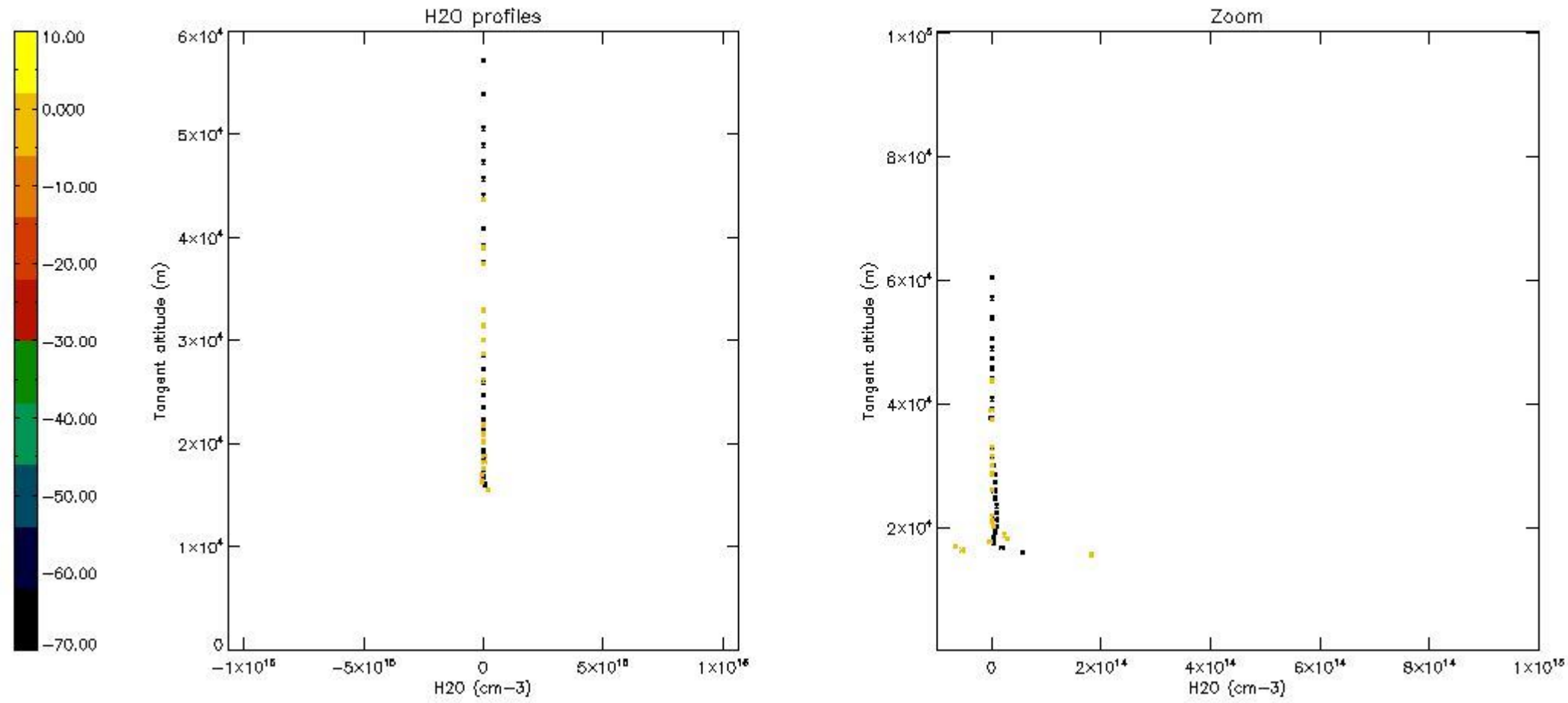
The colorbar represents the latitude.





5.8 Plot H<sub>2</sub>O profiles for all STD (only for occultations of stars 1,2,3,4,13,14,16,26,63 dark without errors)

The colorbar represents the latitude.



## 6. Auxiliary Data Files used for the production reported in section 2

The number reported in the third column indicates since which file (see list in section 2) the corresponding auxiliary file has been used. The fourth column is the date of those product files.

Type	Auxiliary Filename	Used since product	Used since product date
INST_PHYS_CHARACTERISTICS	GOM_INS_AXVIEC20091111_143220_20030716_120000_20500101_000000	1	01-APR-2007 00:00:04
LEVEL-2_PROC_CONFIG	GOM_PR2_AXVIEC20091111_152718_20020301_000000_20500101_000000	1	01-APR-2007 00:00:04
CROSS_SECTIONS_FILE	GOM_CRS_AXVIEC20091111_154832_20020301_000000_20500101_000000	1	01-APR-2007 00:00:04

# GOMOS Level 2 Daily Report

## SUMMARY

### [1. General Info](#)

### [2. Summary of processed GOM\\_NL\\_2P products](#)

### [3. Level 2 Quality information per product](#)

#### [3.1 Plot of level 2 quality information per product \(time dependant\)](#)

#### [3.2 Plot of level 2 quality information per product \(world map\)](#)

### [4. Level 1 Quality information per product \(stored on level 2 products\)](#)

#### [4.1 Plot of level 1 quality information per product \(time dependant\)](#)

##### [4.1.1 Plot of level 1 quality information per product \(time dependant\): ASCENDING](#)

##### [4.1.2 Plot of level 1 quality information per product \(time dependant\): DESCENDING](#)

#### [4.2 Plot of level 1 quality information per product \(world map\)](#)

##### [4.2.1 Plot of level 1 quality information per product \(world map\): ASCENDING](#)

##### [4.2.2 Plot of level 1 quality information per product \(world map\): DESCENDING](#)

### [5. Ozone profiles based on quality statistics and other trace gas profiles](#)

#### [5.1 Ozone statistics based on quality of products](#)

#### [5.2 Plot ozone profiles for all STD \(dark without errors\)](#)

#### [5.3 Plot ozone profiles where STD < 20% \(dark without errors\)](#)

#### [5.4. Plot ozone profiles where STD < 10% \(dark without errors\)](#)

#### [5.5. Plot ozone profiles where STD < 5% \(dark without errors\)](#)

#### [5.6 Plot NO2 profiles for all STD \(dark without errors\)](#)

#### [5.7 Plot NO3 profiles for all STD \(dark without errors\)](#)

#### [5.8 Plot H2O profiles \(only for occultations of stars 1,2,3,4,13,14,16,26,63 dark without errors\) for all STD](#)

### [6. Auxiliary Data Files used for the production reported in section 2](#)



This report presents the daily analysis on parameters extracted from GOMOS level 2 data (GOM\_NL\_\_2P). It is intended to monitor some important parameters that will impact the quality of these products. A list of level 2 products (and content) that have arrived during the reporting day to the PCF is also given.

Item	Value
Time of report generation	22APR2013 17:58:18
Data source version	GOMOS/6.01
Start time of products	01-04-2007 (01APR2007 00:00:00)
Stop time of products	02-04-2007 (02APR2007 00:00:00)
Store outputs in DB	Yes
Nb of level 2 prods	270
Nb of prods with errors	0

## 2. Summary of processed GOM\_NL\_\_2P products.

Nr	Filename	UTC Start time	Limb	Duration	Star Id	Star Name	Star Mag	Star Temp	Nb Meas	Orbit	Prod. error
1	GOM_NL__2PRFIN20070401_000004_000000332056_00474_26580_5968.N1	01-APR-2007 00:00:04	Bright	32.500	49	1Alp UMi	1.9900	6300.0	65	26580	No
2	GOM_NL__2PRFIN20070401_000747_000000542056_00474_26580_5969.N1	01-APR-2007 00:07:47	Bright	54.000	89	5Alp Cep	2.4510	8000.0	108	26580	No
3	GOM_NL__2PRFIN20070401_002310_000000432056_00474_26580_5970.N1	01-APR-2007 00:23:10	Bright	42.500	61	8Eps Peg	2.1000	3900.0	85	26580	No
4	GOM_NL__2PRFIN20070401_002745_000000432056_00474_26580_5971.N1	01-APR-2007 00:27:45	Dark	42.500	154	22Bet Aqr	2.8990	5700.0	85	26580	No
5	GOM_NL__2PRFIN20070401_003019_000000392056_00474_26580_5972.N1	01-APR-2007 00:30:19	Dark	39.000	142	49Del Cap	2.8500	8900.0	78	26580	No
6	GOM_NL__2PRFIN20070401_004233_000000402056_00474_26580_5973.N1	01-APR-2007 00:42:33	Dark	40.000	45	Alp Pav	1.9400	26000.	80	26580	No
7	GOM_NL__2PRFIN20070401_005004_000000422056_00475_26581_5978.N1	01-APR-2007 00:50:04	Dark	41.500	43	Alp TrA	1.9100	4250.0	83	26581	No
8	GOM_NL__2PRFIN20070401_005154_000000382056_00475_26581_5979.N1	01-APR-2007 00:51:54	Dark	37.500	134	Bet TrA	2.8100	6600.0	75	26581	No
9	GOM_NL__2PRFIN20070401_005433_000000432056_00475_26581_5980.N1	01-APR-2007 00:54:33	Dark	43.000	4	Alp1Cen	-0.010000	5800.0	86	26581	No
10	GOM_NL__2PRFIN20070401_005722_000000392056_00475_26581_5981.N1	01-APR-2007 00:57:22	Straylight	38.500	20	Bet Cru	1.2530	30000.	77	26581	No
11	GOM_NL__2PRFIN20070401_005852_000000422056_00475_26581_5982.N1	01-APR-2007 00:58:52	Straylight	42.000	95	Zet Cen	2.5450	26000.	84	26581	No
12	GOM_NL__2PRFIN20070401_010020_000000382056_00475_26581_5983.N1	01-APR-2007 01:00:20	Straylight	37.500	99	Del Cen	2.5750	26000.	75	26581	No
13	GOM_NL__2PRFIN20070401_010247_000000442056_00475_26581_5984.N1	01-APR-2007 01:02:47	Straylight	44.000	123	lot Cen	2.7500	10200.	88	26581	No
14	GOM_NL__2PRFIN20070401_010740_000000442056_00475_26581_5985.N1	01-APR-2007 01:07:40	Twi_and_stray	44.000	106	9Bet Crv	2.6480	5600.0	88	26581	No
15	GOM_NL__2PRFIN20070401_010938_000000432056_00475_26581_5986.N1	01-APR-2007 01:09:38	Twi_and_stray	42.500	100	4Gam Crv	2.5800	13100.	85	26581	No
16	GOM_NL__2PRFIN20070401_011922_000000392056_00475_26581_5987.N1	01-APR-2007 01:19:22	Bright	39.000	62	94Bet Leo	2.1360	9700.0	78	26581	No
17	GOM_NL__2PRFIN20070401_012058_000000382056_00475_26581_5988.N1	01-APR-2007 01:20:58	Bright	37.500	96	68Del Leo	2.5600	9300.0	75	26581	No
18	GOM_NL__2PRFIN20070401_012747_000000362056_00475_26581_5989.N1	01-APR-2007 01:27:47	Bright	35.500	174	52Psi UMa	3.0040	4400.0	71	26581	No
19	GOM_NL__2PRFIN20070401_013050_000000362056_00475_26581_5990.N1	01-APR-2007 01:30:50	Bright	35.500	87	64Gam UMa	2.4330	11000.	71	26581	No
20	GOM_NL__2PRFIN20070401_013239_000000432056_00475_26581_5991.N1	01-APR-2007 01:32:39	Bright	42.500	36	50Alp UMa	1.8000	6300.0	85	26581	No
21	GOM_NL__2PRFIN20070401_013900_000000412056_00475_26581_5992.N1	01-APR-2007 01:39:00	Bright	40.500	60	7Bet UMi	2.0810	3950.0	81	26581	No
22	GOM_NL__2PRFIN20070401_014040_000000342056_00475_26581_5993.N1	01-APR-2007 01:40:40	Bright	34.000	49	1Alp UMi	1.9900	6300.0	68	26581	No
23	GOM_NL__2PRFIN20070401_014823_000000522056_00475_26581_5994.N1	01-APR-2007 01:48:23	Bright	52.000	89	5Alp Cep	2.4510	8000.0	104	26581	No
24	GOM_NL__2PRFIN20070401_020346_000000432056_00475_26581_5995.N1	01-APR-2007 02:03:46	Bright	42.500	61	8Eps Peg	2.1000	3900.0	85	26581	No
25	GOM_NL__2PRFIN20070401_020821_000000442056_00475_26581_5996.N1	01-APR-2007 02:08:21	Dark	43.500	154	22Bet Aqr	2.8990	5700.0	87	26581	No
26	GOM_NL__2PRFIN20070401_021055_000000402056_00475_26581_5997.N1	01-APR-2007 02:10:55	Dark	40.000	142	49Del Cap	2.8500	8900.0	80	26581	No
27	GOM_NL__2PRFIN20070401_022309_000000382056_00475_26581_5998.N1	01-APR-2007 02:23:09	Dark	38.000	45	Alp Pav	1.9400	26000.	76	26581	No
28	GOM_NL__2PRFIN20070401_023040_000000392056_00476_26582_5989.N1	01-APR-2007 02:30:40	Dark	38.500	43	Alp TrA	1.9100	4250.0	77	26582	No
29	GOM_NL__2PRFIN20070401_023230_000000402056_00476_26582_5990.N1	01-APR-2007 02:32:30	Dark	39.500	134	Bet TrA	2.8100	6600.0	79	26582	No
30	GOM_NL__2PRFIN20070401_023509_000000442056_00476_26582_5991.N1	01-APR-2007 02:35:09	Dark	43.500	4	Alp1Cen	-0.010000	5800.0	87	26582	No
31	GOM_NL__2PRFIN20070401_023758_000000412056_00476_26582_5992.N1	01-APR-2007 02:37:58	Straylight	40.500	20	Bet Cru	1.2530	30000.	81	26582	No
32	GOM_NL__2PRFIN20070401_023929_000000422056_00476_26582_5993.N1	01-APR-2007 02:39:29	Straylight	42.000	95	Zet Cen	2.5450	26000.	84	26582	No
33	GOM_NL__2PRFIN20070401_024056_000000392056_00476_26582_5994.N1	01-APR-2007 02:40:56	Straylight	39.000	99	Del Cen	2.5750	26000.	78	26582	No
34	GOM_NL__2PRFIN20070401_024323_000000442056_00476_26582_5995.N1	01-APR-2007 02:43:23	Straylight	43.500	123	lot Cen	2.7500	10200.	87	26582	No
35	GOM_NL__2PRFIN20070401_024816_000000452056_00476_26582_5996.N1	01-APR-2007 02:48:16	Twi_and_stray	45.000	106	9Bet Crv	2.6480	5600.0	90	26582	No
36	GOM_NL__2PRFIN20070401_025014_000000442056_00476_26582_5997.N1	01-APR-2007 02:50:14	Twi_and_stray	43.500	100	4Gam Crv	2.5800	13100.	87	26582	No
37	GOM_NL__2PRFIN20070401_025958_000000392056_00476_26582_5998.N1	01-APR-2007 02:59:58	Bright	38.500	62	94Bet Leo	2.1360	9700.0	77	26582	No
38	GOM_NL__2PRFIN20070401_030134_000000362056_00476_26582_5999.N1	01-APR-2007 03:01:34	Bright	36.000	96	68Del Leo	2.5600	9300.0	72	26582	No
39	GOM_NL__2PRFIN20070401_030823_000000362056_00476_26582_6000.N1	01-APR-2007 03:08:23	Bright	36.000	174	52Psi UMa	3.0040	4400.0	72	26582	No
40	GOM_NL__2PRFIN20070401_031126_000000382056_00476_26582_6001.N1	01-APR-2007 03:11:26	Bright	37.500	87	64Gam UMa	2.4330	11000.	75	26582	No
41	GOM_NL__2PRFIN20070401_031315_000000382056_00476_26582_6002.N1	01-APR-2007 03:13:15	Bright	38.000	36	50Alp UMa	1.8000	6300.0	76	26582	No
42	GOM_NL__2PRFIN20070401_031936_000000392056_00476_26582_6003.N1	01-APR-2007 03:19:36	Bright	39.000	60	7Bet UMi	2.0810	3950.0	78	26582	No

43	GOM_NL__2PRFIN20070401_032116_000000322056_00476_26582_6004.N1	01-APR-2007 03:21:16	Bright	32.000	49	1Alp UMi	1.9900	6300.0	64	26582	No
44	GOM_NL__2PRFIN20070401_032859_000000372056_00476_26582_6005.N1	01-APR-2007 03:28:59	Bright	36.500	89	5Alp Cep	2.4510	8000.0	73	26582	No
45	GOM_NL__2PRFIN20070401_034422_000000462056_00476_26582_6006.N1	01-APR-2007 03:44:22	Bright	45.500	61	8Eps Peg	2.1000	3900.0	91	26582	No
46	GOM_NL__2PRFIN20070401_034857_000000422056_00476_26582_6007.N1	01-APR-2007 03:48:57	Dark	41.500	154	22Bet Aqr	2.8990	5700.0	83	26582	No
47	GOM_NL__2PRFIN20070401_035132_000000392056_00476_26582_6008.N1	01-APR-2007 03:51:32	Dark	38.500	142	49Del Cap	2.8500	8900.0	77	26582	No
48	GOM_NL__2PRFIN20070401_040346_000000372056_00476_26582_6009.N1	01-APR-2007 04:03:46	Dark	36.500	45	Alp Pav	1.9400	26000.	73	26582	No
49	GOM_NL__2PRFIN20070401_041116_000000392056_00477_26583_6005.N1	01-APR-2007 04:11:16	Dark	39.000	43	Alp TrA	1.9100	4250.0	78	26583	No
50	GOM_NL__2PRFIN20070401_041307_000000372056_00477_26583_6006.N1	01-APR-2007 04:13:07	Dark	36.500	134	Bet TrA	2.8100	6600.0	73	26583	No
51	GOM_NL__2PRFIN20070401_041545_000000502056_00477_26583_6007.N1	01-APR-2007 04:15:45	Dark	50.000	4	Alp1Cen	-0.010000	5800.0	100	26583	No
52	GOM_NL__2PRFIN20070401_041834_000000382056_00477_26583_6008.N1	01-APR-2007 04:18:34	Straylight	38.000	20	Bet Cru	1.2530	30000.	76	26583	No
53	GOM_NL__2PRFIN20070401_042005_000000432056_00477_26583_6009.N1	01-APR-2007 04:20:05	Straylight	43.000	95	Zet Cen	2.5450	26000.	86	26583	No
54	GOM_NL__2PRFIN20070401_042132_000000372056_00477_26583_6010.N1	01-APR-2007 04:21:32	Straylight	37.000	99	Del Cen	2.5750	26000.	74	26583	No
55	GOM_NL__2PRFIN20070401_042400_000000432056_00477_26583_6011.N1	01-APR-2007 04:24:00	Straylight	42.500	123	lot Cen	2.7500	10200.	85	26583	No
56	GOM_NL__2PRFIN20070401_042852_000000442056_00477_26583_6012.N1	01-APR-2007 04:28:52	Tw_i_and_stray	44.000	106	9Bet Crv	2.6480	5600.0	88	26583	No
57	GOM_NL__2PRFIN20070401_043050_000000432056_00477_26583_6013.N1	01-APR-2007 04:30:50	Tw_i_and_stray	42.500	100	4Gam Crv	2.5800	13100.	85	26583	No
58	GOM_NL__2PRFIN20070401_044034_000000392056_00477_26583_6014.N1	01-APR-2007 04:40:34	Bright	38.500	62	94Bet Leo	2.1360	9700.0	77	26583	No
59	GOM_NL__2PRFIN20070401_044210_000000362056_00477_26583_6015.N1	01-APR-2007 04:42:10	Bright	35.500	96	68Del Leo	2.5600	9300.0	71	26583	No
60	GOM_NL__2PRFIN20070401_044859_000000352056_00477_26583_6016.N1	01-APR-2007 04:48:59	Bright	35.000	174	52Psi UMa	3.0040	4400.0	70	26583	No
61	GOM_NL__2PRFIN20070401_045202_000000362056_00477_26583_6017.N1	01-APR-2007 04:52:02	Bright	36.000	87	64Gam UMa	2.4330	11000.	72	26583	No
62	GOM_NL__2PRFIN20070401_045351_000000382056_00477_26583_6018.N1	01-APR-2007 04:53:51	Bright	37.500	36	50Alp UMa	1.8000	6300.0	75	26583	No
63	GOM_NL__2PRFIN20070401_050011_000000392056_00477_26583_6019.N1	01-APR-2007 05:00:11	Bright	39.000	60	7Bet UMi	2.0810	3950.0	78	26583	No
64	GOM_NL__2PRFIN20070401_050152_000000342056_00477_26583_6020.N1	01-APR-2007 05:01:52	Bright	34.000	49	1Alp UMi	1.9900	6300.0	68	26583	No
65	GOM_NL__2PRFIN20070401_050935_000000542056_00477_26583_6021.N1	01-APR-2007 05:09:35	Bright	54.000	89	5Alp Cep	2.4510	8000.0	108	26583	No
66	GOM_NL__2PRFIN20070401_052459_000000452056_00477_26583_6022.N1	01-APR-2007 05:24:59	Bright	44.500	61	8Eps Peg	2.1000	3900.0	89	26583	No
67	GOM_NL__2PRFIN20070401_052934_000000422056_00477_26583_6023.N1	01-APR-2007 05:29:34	Dark	42.000	154	22Bet Aqr	2.8990	5700.0	84	26583	No
68	GOM_NL__2PRFIN20070401_053208_000000402056_00477_26583_6024.N1	01-APR-2007 05:32:08	Dark	39.500	142	49Del Cap	2.8500	8900.0	79	26583	No
69	GOM_NL__2PRFIN20070401_054422_000000412056_00477_26583_6025.N1	01-APR-2007 05:44:22	Dark	40.500	45	Alp Pav	1.9400	26000.	81	26583	No
70	GOM_NL__2PRFIN20070401_055153_000000392056_00478_26584_6020.N1	01-APR-2007 05:51:53	Dark	39.000	43	Alp TrA	1.9100	4250.0	78	26584	No
71	GOM_NL__2PRFIN20070401_055343_000000412056_00478_26584_6021.N1	01-APR-2007 05:53:43	Dark	40.500	134	Bet TrA	2.8100	6600.0	81	26584	No
72	GOM_NL__2PRFIN20070401_055622_000000482056_00478_26584_6022.N1	01-APR-2007 05:56:22	Dark	47.500	4	Alp1Cen	-0.010000	5800.0	95	26584	No
73	GOM_NL__2PRFIN20070401_055910_000000402056_00478_26584_6023.N1	01-APR-2007 05:59:10	Straylight	39.500	20	Bet Cru	1.2530	30000.	79	26584	No
74	GOM_NL__2PRFIN20070401_060042_000000422056_00478_26584_6024.N1	01-APR-2007 06:00:42	Straylight	41.500	95	Zet Cen	2.5450	26000.	83	26584	No
75	GOM_NL__2PRFIN20070401_060208_000000372056_00478_26584_6025.N1	01-APR-2007 06:02:08	Straylight	37.000	99	Del Cen	2.5750	26000.	74	26584	No
76	GOM_NL__2PRFIN20070401_060436_000000442056_00478_26584_6026.N1	01-APR-2007 06:04:36	Straylight	43.500	123	lot Cen	2.7500	10200.	87	26584	No
77	GOM_NL__2PRFIN20070401_060928_000000462056_00478_26584_6027.N1	01-APR-2007 06:09:28	Tw_i_and_stray	46.000	106	9Bet Crv	2.6480	5600.0	92	26584	No
78	GOM_NL__2PRFIN20070401_061126_000000412056_00478_26584_6028.N1	01-APR-2007 06:11:26	Tw_i_and_stray	40.500	100	4Gam Crv	2.5800	13100.	81	26584	No
79	GOM_NL__2PRFIN20070401_062110_000000392056_00478_26584_6029.N1	01-APR-2007 06:21:10	Bright	38.500	62	94Bet Leo	2.1360	9700.0	77	26584	No
80	GOM_NL__2PRFIN20070401_062246_000000362056_00478_26584_6030.N1	01-APR-2007 06:22:46	Bright	36.000	96	68Del Leo	2.5600	9300.0	72	26584	No
81	GOM_NL__2PRFIN20070401_062935_000000372056_00478_26584_6031.N1	01-APR-2007 06:29:35	Bright	37.000	174	52Psi UMa	3.0040	4400.0	74	26584	No
82	GOM_NL__2PRFIN20070401_063237_000000372056_00478_26584_6032.N1	01-APR-2007 06:32:37	Bright	36.500	87	64Gam UMa	2.4330	11000.	73	26584	No
83	GOM_NL__2PRFIN20070401_063427_000000362056_00478_26584_6033.N1	01-APR-2007 06:34:27	Bright	36.000	36	50Alp UMa	1.8000	6300.0	72	26584	No
84	GOM_NL__2PRFIN20070401_064047_000000402056_00478_26584_6034.N1	01-APR-2007 06:40:47	Bright	40.000	60	7Bet UMi	2.0810	3950.0	80	26584	No
85	GOM_NL__2PRFIN20070401_064228_000000352056_00478_26584_6035.N1	01-APR-2007 06:42:28	Bright	35.000	49	1Alp UMi	1.9900	6300.0	70	26584	No
86	GOM_NL__2PRFIN20070401_065010_000000442056_00478_26584_6036.N1	01-APR-2007 06:50:10	Bright	43.500	89	5Alp Cep	2.4510	8000.0	87	26584	No
87	GOM_NL__2PRFIN20070401_070535_000000452056_00478_26584_6037.N1	01-APR-2007 07:05:35	Bright	45.000	61	8Eps Peg	2.1000	3900.0	90	26584	No
88	GOM_NL__2PRFIN20070401_071010_000000402056_00478_26584_6038.N1	01-APR-2007 07:10:10	Dark	39.500	154	22Bet Aqr	2.8990	5700.0	79	26584	No
89	GOM_NL__2PRFIN20070401_071244_000000402056_00478_26584_6039.N1	01-APR-2007 07:12:44	Dark	40.000	142	49Del Cap	2.8500	8900.0	80	26584	No
90	GOM_NL__2PRFIN20070401_072458_000000382056_00478_26584_6040.N1	01-APR-2007 07:24:58	Dark	38.000	45	Alp Pav	1.9400	26000.	76	26584	No
91	GOM_NL__2PRFIN20070401_073229_000000402056_00479_26585_6024.N1	01-APR-2007 07:32:29	Dark	39.500	43	Alp TrA	1.9100	4250.0	79	26585	No
92	GOM_NL__2PRFIN20070401_073420_000000382056_00479_26585_6025.N1	01-APR-2007 07:34:20	Dark	37.500	134	Bet TrA	2.8100	6600.0	75	26585	No
93	GOM_NL__2PRFIN20070401_073658_000000472056_00479_26585_6026.N1	01-APR-2007 07:36:58	Dark	47.000	4	Alp1Cen	-0.010000	5800.0	94	26585	No
94	GOM_NL__2PRFIN20070401_073947_000000422056_00479_26585_6027.N1	01-APR-2007 07:39:47	Straylight	42.000	20	Bet Cru	1.2530	30000.	84	26585	No
95	GOM_NL__2PRFIN20070401_074118_000000412056_00479_26585_6028.N1	01-APR-2007 07:41:18	Straylight	41.000	95	Zet Cen	2.5450	26000.	82	26585	No
96	GOM_NL__2PRFIN20070401_074245_000000382056_00479_26585_6029.N1	01-APR-2007 07:42:45	Straylight	38.000	99	Del Cen	2.5750	26000.	76	26585	No
97	GOM_NL__2PRFIN20070401_074512_000000442056_00479_26585_6030.N1	01-APR-2007 07:45:12	Straylight	44.000	123	lot Cen	2.7500	10200.	88	26585	No
98	GOM_NL__2PRFIN20070401_075004_000000442056_00479_26585_6031.N1	01-APR-2007 07:50:04	Tw_i_and_stray	43.500	106	9Bet Crv	2.6480	5600.0	87	26585	No
99	GOM_NL__2PRFIN20070401_075202_000000412056_00479_26585_6032.N1	01-APR-2007 07:52:02	Tw_i_and_stray	40.500	100	4Gam Crv	2.5800	13100.	81	26585	No
100	GOM_NL__2PRFIN20070401_080145_000000382056_00479_26585_6033.N1	01-APR-2007 08:01:45	Bright	38.000	62	94Bet Leo	2.1360	9700.0	76	26585	No
101	GOM_NL__2PRFIN20070401_080321_000000372056_00479_26585_6034.N1	01-APR-2007 08:03:21	Bright	36.500	96	68Del Leo	2.5600	9300.0	73	26585	No

102	GOM_NL__2PRFIN20070401_081011_000000382056_00479_26585_6035.N1	01-APR-2007 08:10:11	Bright	37.500	174	52Psi UMa	3.0040	4400.0	75	26585	No
103	GOM_NL__2PRFIN20070401_081313_000000382056_00479_26585_6036.N1	01-APR-2007 08:13:13	Bright	38.000	87	64Gam UMa	2.4330	11000.	76	26585	No
104	GOM_NL__2PRFIN20070401_081502_000000362056_00479_26585_6037.N1	01-APR-2007 08:15:02	Bright	36.000	36	50Alp UMa	1.8000	6300.0	72	26585	No
105	GOM_NL__2PRFIN20070401_082123_000000402056_00479_26585_6038.N1	01-APR-2007 08:21:23	Bright	39.500	60	7Bet UMi	2.0810	3950.0	79	26585	No
106	GOM_NL__2PRFIN20070401_082304_000000352056_00479_26585_6039.N1	01-APR-2007 08:23:04	Bright	34.500	49	1Alp UMi	1.9900	6300.0	69	26585	No
107	GOM_NL__2PRFIN20070401_083046_000000372056_00479_26585_6040.N1	01-APR-2007 08:30:46	Bright	36.500	89	5Alp Cep	2.4510	8000.0	73	26585	No
108	GOM_NL__2PRFIN20070401_084611_000000452056_00479_26585_6041.N1	01-APR-2007 08:46:11	Bright	44.500	61	8Eps Peg	2.1000	3900.0	89	26585	No
109	GOM_NL__2PRFIN20070401_085046_000000422056_00479_26585_6042.N1	01-APR-2007 08:50:46	Dark	41.500	154	22Bet Aqr	2.8990	5700.0	83	26585	No
110	GOM_NL__2PRFIN20070401_085321_000000422056_00479_26585_6043.N1	01-APR-2007 08:53:21	Dark	41.500	142	49Del Cap	2.8500	8900.0	83	26585	No
111	GOM_NL__2PRFIN20070401_090535_000000392056_00479_26585_6044.N1	01-APR-2007 09:05:35	Dark	38.500	45	Alp Pav	1.9400	26000.	77	26585	No
112	GOM_NL__2PRFIN20070401_091306_000000392056_00480_26586_6049.N1	01-APR-2007 09:13:06	Dark	39.000	43	Alp TrA	1.9100	4250.0	78	26586	No
113	GOM_NL__2PRFIN20070401_091456_000000372056_00480_26586_6050.N1	01-APR-2007 09:14:56	Dark	37.000	134	Bet TrA	2.8100	6600.0	74	26586	No
114	GOM_NL__2PRFIN20070401_091735_000000512056_00480_26586_6051.N1	01-APR-2007 09:17:35	Dark	50.500	4	Alp1Cen	-0.010000	5800.0	101	26586	No
115	GOM_NL__2PRFIN20070401_092023_000000382056_00480_26586_6052.N1	01-APR-2007 09:20:23	Straylight	38.000	20	Bet Cru	1.2530	30000.	76	26586	No
116	GOM_NL__2PRFIN20070401_092155_000000422056_00480_26586_6053.N1	01-APR-2007 09:21:55	Straylight	42.000	95	Zet Cen	2.5450	26000.	84	26586	No
117	GOM_NL__2PRFIN20070401_092321_000000382056_00480_26586_6054.N1	01-APR-2007 09:23:21	Straylight	37.500	99	Del Cen	2.5750	26000.	75	26586	No
118	GOM_NL__2PRFIN20070401_092549_000000442056_00480_26586_6055.N1	01-APR-2007 09:25:49	Straylight	43.500	123	lot Cen	2.7500	10200.	87	26586	No
119	GOM_NL__2PRFIN20070401_093040_000000442056_00480_26586_6056.N1	01-APR-2007 09:30:40	Twi_and_stray	43.500	106	9Bet Crv	2.6480	5600.0	87	26586	No
120	GOM_NL__2PRFIN20070401_093238_000000402056_00480_26586_6057.N1	01-APR-2007 09:32:38	Twi_and_stray	40.000	100	4Gam Crv	2.5800	13100.	80	26586	No
121	GOM_NL__2PRFIN20070401_094221_000000382056_00480_26586_6058.N1	01-APR-2007 09:42:21	Bright	37.500	62	94Bet Leo	2.1360	9700.0	75	26586	No
122	GOM_NL__2PRFIN20070401_094357_000000362056_00480_26586_6059.N1	01-APR-2007 09:43:57	Bright	35.500	96	68Del Leo	2.5600	9300.0	71	26586	No
123	GOM_NL__2PRFIN20070401_095047_000000362056_00480_26586_6060.N1	01-APR-2007 09:50:47	Bright	35.500	174	52Psi UMa	3.0040	4400.0	71	26586	No
124	GOM_NL__2PRFIN20070401_095349_000000382056_00480_26586_6061.N1	01-APR-2007 09:53:49	Bright	37.500	87	64Gam UMa	2.4330	11000.	75	26586	No
125	GOM_NL__2PRFIN20070401_095538_000000362056_00480_26586_6062.N1	01-APR-2007 09:55:38	Bright	36.000	36	50Alp UMa	1.8000	6300.0	72	26586	No
126	GOM_NL__2PRFIN20070401_100158_000000382056_00480_26586_6063.N1	01-APR-2007 10:01:58	Bright	37.500	60	7Bet UMi	2.0810	3950.0	75	26586	No
127	GOM_NL__2PRFIN20070401_100340_000000352056_00480_26586_6064.N1	01-APR-2007 10:03:40	Bright	34.500	49	1Alp UMi	1.9900	6300.0	69	26586	No
128	GOM_NL__2PRFIN20070401_101122_000000372056_00480_26586_6065.N1	01-APR-2007 10:11:22	Bright	37.000	89	5Alp Cep	2.4510	8000.0	74	26586	No
129	GOM_NL__2PRFIN20070401_102647_000000432056_00480_26586_6066.N1	01-APR-2007 10:26:47	Bright	42.500	61	8Eps Peg	2.1000	3900.0	85	26586	No
130	GOM_NL__2PRFIN20070401_103123_000000432056_00480_26586_6067.N1	01-APR-2007 10:31:23	Dark	42.500	154	22Bet Aqr	2.8990	5700.0	85	26586	No
131	GOM_NL__2PRFIN20070401_103357_000000412056_00480_26586_6068.N1	01-APR-2007 10:33:57	Dark	40.500	142	49Del Cap	2.8500	8900.0	81	26586	No
132	GOM_NL__2PRFIN20070401_104611_000000382056_00480_26586_6069.N1	01-APR-2007 10:46:11	Dark	37.500	45	Alp Pav	1.9400	26000.	75	26586	No
133	GOM_NL__2PRFIN20070401_105342_000000422056_00481_26587_6061.N1	01-APR-2007 10:53:42	Dark	41.500	43	Alp TrA	1.9100	4250.0	83	26587	No
134	GOM_NL__2PRFIN20070401_105533_000000382056_00481_26587_6062.N1	01-APR-2007 10:55:33	Dark	37.500	134	Bet TrA	2.8100	6600.0	75	26587	No
135	GOM_NL__2PRFIN20070401_105811_000000542056_00481_26587_6063.N1	01-APR-2007 10:58:11	Dark	53.500	4	Alp1Cen	-0.010000	5800.0	107	26587	No
136	GOM_NL__2PRFIN20070401_110059_000000382056_00481_26587_6064.N1	01-APR-2007 11:00:59	Straylight	37.500	20	Bet Cru	1.2530	30000.	75	26587	No
137	GOM_NL__2PRFIN20070401_110231_000000412056_00481_26587_6065.N1	01-APR-2007 11:02:31	Straylight	40.500	95	Zet Cen	2.5450	26000.	81	26587	No
138	GOM_NL__2PRFIN20070401_110357_000000372056_00481_26587_6066.N1	01-APR-2007 11:03:57	Straylight	37.000	99	Del Cen	2.5750	26000.	74	26587	No
139	GOM_NL__2PRFIN20070401_110625_000000432056_00481_26587_6067.N1	01-APR-2007 11:06:25	Straylight	43.000	123	lot Cen	2.7500	10200.	86	26587	No
140	GOM_NL__2PRFIN20070401_111116_000000462056_00481_26587_6068.N1	01-APR-2007 11:11:16	Twi_and_stray	46.000	106	9Bet Crv	2.6480	5600.0	92	26587	No
141	GOM_NL__2PRFIN20070401_111314_000000402056_00481_26587_6069.N1	01-APR-2007 11:13:14	Twi_and_stray	39.500	100	4Gam Crv	2.5800	13100.	79	26587	No
142	GOM_NL__2PRFIN20070401_112257_000000382056_00481_26587_6070.N1	01-APR-2007 11:22:57	Bright	38.000	62	94Bet Leo	2.1360	9700.0	76	26587	No
143	GOM_NL__2PRFIN20070401_112433_000000362056_00481_26587_6071.N1	01-APR-2007 11:24:33	Bright	36.000	96	68Del Leo	2.5600	9300.0	72	26587	No
144	GOM_NL__2PRFIN20070401_113122_000000382056_00481_26587_6072.N1	01-APR-2007 11:31:22	Bright	37.500	174	52Psi UMa	3.0040	4400.0	75	26587	No
145	GOM_NL__2PRFIN20070401_113424_000000362056_00481_26587_6073.N1	01-APR-2007 11:34:24	Bright	36.000	87	64Gam UMa	2.4330	11000.	72	26587	No
146	GOM_NL__2PRFIN20070401_113614_000000352056_00481_26587_6074.N1	01-APR-2007 11:36:14	Bright	35.000	36	50Alp UMa	1.8000	6300.0	70	26587	No
147	GOM_NL__2PRFIN20070401_114234_000000382056_00481_26587_6075.N1	01-APR-2007 11:42:34	Bright	38.000	60	7Bet UMi	2.0810	3950.0	76	26587	No
148	GOM_NL__2PRFIN20070401_114416_000000342056_00481_26587_6076.N1	01-APR-2007 11:44:16	Bright	34.000	49	1Alp UMi	1.9900	6300.0	68	26587	No
149	GOM_NL__2PRFIN20070401_115158_000000362056_00481_26587_6077.N1	01-APR-2007 11:51:58	Bright	36.000	89	5Alp Cep	2.4510	8000.0	72	26587	No
150	GOM_NL__2PRFIN20070401_120723_000000402056_00481_26587_6078.N1	01-APR-2007 12:07:23	Bright	40.000	61	8Eps Peg	2.1000	3900.0	80	26587	No
151	GOM_NL__2PRFIN20070401_121159_000000442056_00481_26587_6079.N1	01-APR-2007 12:11:59	Dark	43.500	154	22Bet Aqr	2.8990	5700.0	87	26587	No
152	GOM_NL__2PRFIN20070401_121433_000000412056_00481_26587_6080.N1	01-APR-2007 12:14:33	Dark	40.500	142	49Del Cap	2.8500	8900.0	81	26587	No
153	GOM_NL__2PRFIN20070401_122647_000000382056_00481_26587_6081.N1	01-APR-2007 12:26:47	Dark	38.000	45	Alp Pav	1.9400	26000.	76	26587	No
154	GOM_NL__2PRFIN20070401_123418_000000422056_00482_26588_6088.N1	01-APR-2007 12:34:18	Dark	42.000	43	Alp TrA	1.9100	4250.0	84	26588	No
155	GOM_NL__2PRFIN20070401_123609_000000392056_00482_26588_6089.N1	01-APR-2007 12:36:09	Dark	39.000	134	Bet TrA	2.8100	6600.0	78	26588	No
156	GOM_NL__2PRFIN20070401_123847_000000422056_00482_26588_6090.N1	01-APR-2007 12:38:47	Dark	42.000	4	Alp1Cen	-0.010000	5800.0	84	26588	No
157	GOM_NL__2PRFIN20070401_124135_000000372056_00482_26588_6091.N1	01-APR-2007 12:41:35	Straylight	37.000	20	Bet Cru	1.2530	30000.	74	26588	No
158	GOM_NL__2PRFIN20070401_124307_000000402056_00482_26588_6092.N1	01-APR-2007 12:43:07	Straylight	39.500	95	Zet Cen	2.5450	26000.	79	26588	No
159	GOM_NL__2PRFIN20070401_124701_000000422056_00482_26588_6093.N1	01-APR-2007 12:47:01	Straylight	42.000	123	lot Cen	2.7500	10200.	84	26588	No
160	GOM_NL__2PRFIN20070401_125153_000000462056_00482_26588_6094.N1	01-APR-2007 12:51:53	Twi_and_stray	46.000	106	9Bet Crv	2.6480	5600.0	92	26588	No



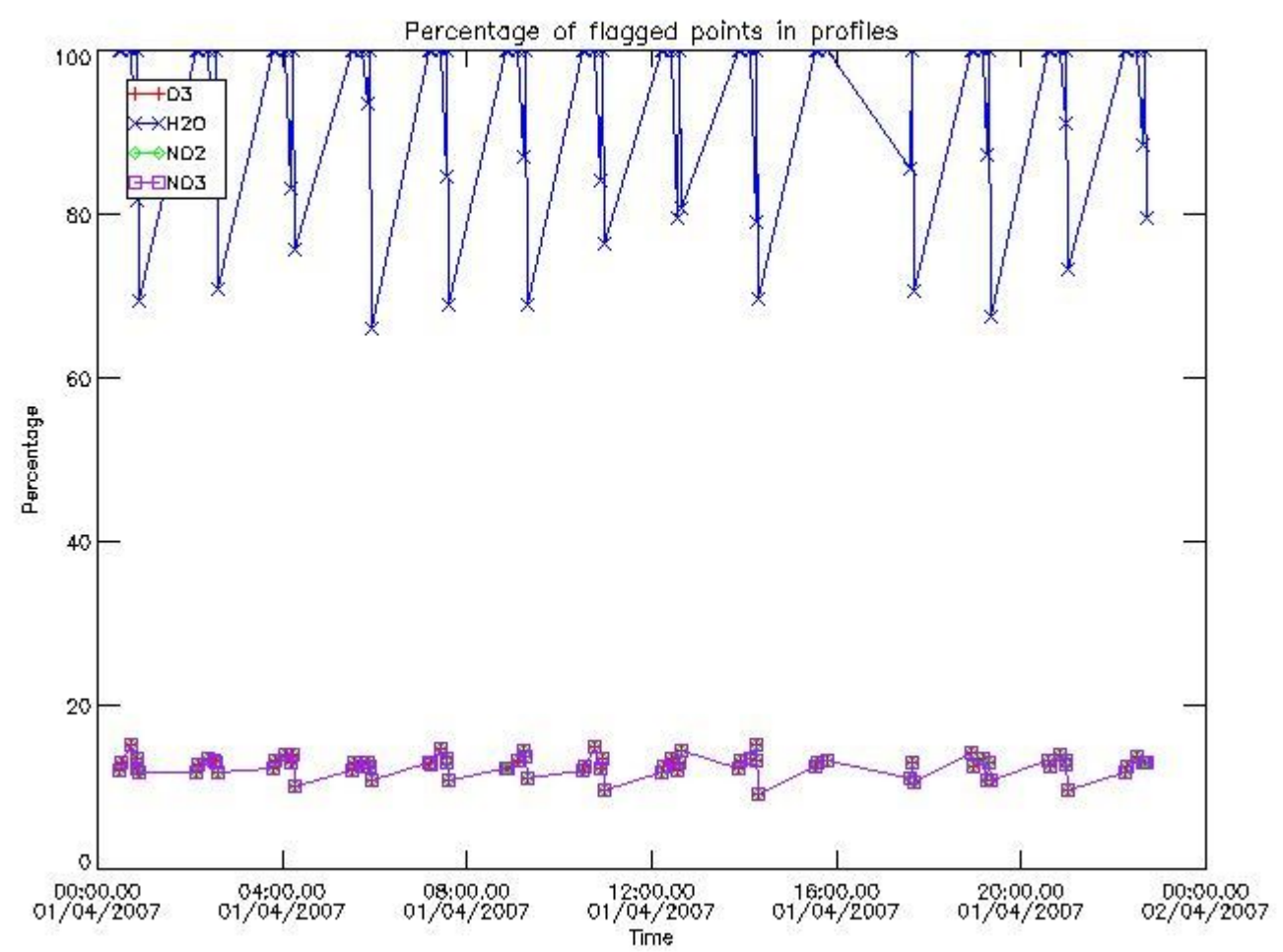
161	GOM_NL__2PRFIN20070401_125350_000000422056_00482_26588_6095.N1	01-APR-2007 12:53:50	Twilight	41.500	100	4Gam Crv	2.5800	13100.	83	26588	No
162	GOM_NL__2PRFIN20070401_130333_000000382056_00482_26588_6096.N1	01-APR-2007 13:03:33	Bright	37.500	62	94Bet Leo	2.1360	9700.0	75	26588	No
163	GOM_NL__2PRFIN20070401_130509_000000352056_00482_26588_6097.N1	01-APR-2007 13:05:09	Bright	35.000	96	68Del Leo	2.5600	9300.0	70	26588	No
164	GOM_NL__2PRFIN20070401_131158_000000352056_00482_26588_6098.N1	01-APR-2007 13:11:58	Bright	34.500	174	52Psi UMa	3.0040	4400.0	69	26588	No
165	GOM_NL__2PRFIN20070401_131500_000000372056_00482_26588_6099.N1	01-APR-2007 13:15:00	Bright	37.000	87	64Gam UMa	2.4330	11000.	74	26588	No
166	GOM_NL__2PRFIN20070401_131650_000000392056_00482_26588_6100.N1	01-APR-2007 13:16:50	Bright	38.500	36	50Alp UMa	1.8000	6300.0	77	26588	No
167	GOM_NL__2PRFIN20070401_132309_000000372056_00482_26588_6101.N1	01-APR-2007 13:23:09	Bright	36.500	60	7Bet UMi	2.0810	3950.0	73	26588	No
168	GOM_NL__2PRFIN20070401_132452_000000342056_00482_26588_6102.N1	01-APR-2007 13:24:52	Bright	34.000	49	1Alp UMi	1.9900	6300.0	68	26588	No
169	GOM_NL__2PRFIN20070401_133234_000000362056_00482_26588_6103.N1	01-APR-2007 13:32:34	Bright	36.000	89	5Alp Cep	2.4510	8000.0	72	26588	No
170	GOM_NL__2PRFIN20070401_134800_000000452056_00482_26588_6104.N1	01-APR-2007 13:48:00	Twilight	44.500	61	8Eps Peg	2.1000	3900.0	89	26588	No
171	GOM_NL__2PRFIN20070401_135235_000000422056_00482_26588_6105.N1	01-APR-2007 13:52:35	Dark	41.500	154	22Bet Aqr	2.8990	5700.0	83	26588	No
172	GOM_NL__2PRFIN20070401_135509_000000392056_00482_26588_6106.N1	01-APR-2007 13:55:09	Dark	38.500	142	49Del Cap	2.8500	8900.0	77	26588	No
173	GOM_NL__2PRFIN20070401_140724_000000382056_00482_26588_6107.N1	01-APR-2007 14:07:24	Dark	37.500	45	Alp Pav	1.9400	26000.	75	26588	No
174	GOM_NL__2PRFIN20070401_141454_000000392056_00483_26589_6104.N1	01-APR-2007 14:14:54	Dark	38.500	43	Alp TrA	1.9100	4250.0	77	26589	No
175	GOM_NL__2PRFIN20070401_141645_000000372056_00483_26589_6105.N1	01-APR-2007 14:16:45	Dark	37.000	134	Bet TrA	2.8100	6600.0	74	26589	No
176	GOM_NL__2PRFIN20070401_141924_000000552056_00483_26589_6106.N1	01-APR-2007 14:19:24	Dark	55.000	4	Alp1Cen	-0.010000	5800.0	110	26589	No
177	GOM_NL__2PRFIN20070401_142211_000000432056_00483_26589_6107.N1	01-APR-2007 14:22:11	Straylight	43.000	20	Bet Cru	1.2530	30000.	86	26589	No
178	GOM_NL__2PRFIN20070401_142344_000000412056_00483_26589_6108.N1	01-APR-2007 14:23:44	Straylight	40.500	95	Zet Cen	2.5450	26000.	81	26589	No
179	GOM_NL__2PRFIN20070401_142738_000000442056_00483_26589_6109.N1	01-APR-2007 14:27:38	Straylight	43.500	123	lot Cen	2.7500	10200.	87	26589	No
180	GOM_NL__2PRFIN20070401_143229_000000452056_00483_26589_6110.N1	01-APR-2007 14:32:29	Twilight	44.500	106	9Bet Crv	2.6480	5600.0	89	26589	No
181	GOM_NL__2PRFIN20070401_143426_000000412056_00483_26589_6111.N1	01-APR-2007 14:34:26	Twilight	41.000	100	4Gam Crv	2.5800	13100.	82	26589	No
182	GOM_NL__2PRFIN20070401_144408_000000382056_00483_26589_6112.N1	01-APR-2007 14:44:08	Bright	38.000	62	94Bet Leo	2.1360	9700.0	76	26589	No
183	GOM_NL__2PRFIN20070401_144545_000000352056_00483_26589_6113.N1	01-APR-2007 14:45:45	Bright	35.000	96	68Del Leo	2.5600	9300.0	70	26589	No
184	GOM_NL__2PRFIN20070401_145234_000000362056_00483_26589_6114.N1	01-APR-2007 14:52:34	Bright	36.000	174	52Psi UMa	3.0040	4400.0	72	26589	No
185	GOM_NL__2PRFIN20070401_145536_000000552056_00483_26589_6115.N1	01-APR-2007 14:55:36	Bright	55.000	87	64Gam UMa	2.4330	11000.	110	26589	No
186	GOM_NL__2PRFIN20070401_145726_000000372056_00483_26589_6116.N1	01-APR-2007 14:57:26	Bright	37.000	36	50Alp UMa	1.8000	6300.0	74	26589	No
187	GOM_NL__2PRFIN20070401_150345_000000392056_00483_26589_6117.N1	01-APR-2007 15:03:45	Bright	38.500	60	7Bet UMi	2.0810	3950.0	77	26589	No
188	GOM_NL__2PRFIN20070401_150528_000000362056_00483_26589_6118.N1	01-APR-2007 15:05:28	Bright	35.500	49	1Alp UMi	1.9900	6300.0	71	26589	No
189	GOM_NL__2PRFIN20070401_151310_000000362056_00483_26589_6119.N1	01-APR-2007 15:13:10	Bright	36.000	89	5Alp Cep	2.4510	8000.0	72	26589	No
190	GOM_NL__2PRFIN20070401_152836_000000462056_00483_26589_6120.N1	01-APR-2007 15:28:36	Twilight	46.000	61	8Eps Peg	2.1000	3900.0	92	26589	No
191	GOM_NL__2PRFIN20070401_153311_000000412056_00483_26589_6121.N1	01-APR-2007 15:33:11	Dark	41.000	154	22Bet Aqr	2.8990	5700.0	82	26589	No
192	GOM_NL__2PRFIN20070401_153545_000000392056_00483_26589_6122.N1	01-APR-2007 15:35:45	Dark	39.000	142	49Del Cap	2.8500	8900.0	78	26589	No
193	GOM_NL__2PRFIN20070401_154800_000000392056_00483_26589_6123.N1	01-APR-2007 15:48:00	Dark	38.500	45	Alp Pav	1.9400	26000.	77	26589	No
194	GOM_NL__2PRFIN20070401_173607_000000462056_00485_26591_6140.N1	01-APR-2007 17:36:07	Dark	45.500	43	Alp TrA	1.9100	4250.0	91	26591	No
195	GOM_NL__2PRFIN20070401_173758_000000392056_00485_26591_6141.N1	01-APR-2007 17:37:58	Dark	39.000	134	Bet TrA	2.8100	6600.0	78	26591	No
196	GOM_NL__2PRFIN20070401_174037_000000532056_00485_26591_6142.N1	01-APR-2007 17:40:37	Dark	53.000	4	Alp1Cen	-0.010000	5800.0	106	26591	No
197	GOM_NL__2PRFIN20070401_174322_000000262056_00485_26591_6143.N1	01-APR-2007 17:43:22	Straylight	26.000	78	Alp Lup	2.3040	28000.	52	26591	No
198	GOM_NL__2PRFIN20070401_174420_000000462056_00485_26591_6144.N1	01-APR-2007 17:44:20	Straylight	45.500	26	Gam Cru	1.6240	2900.0	91	26591	No
199	GOM_NL__2PRFIN20070401_174616_000000392056_00485_26591_6145.N1	01-APR-2007 17:46:16	Straylight	39.000	64	Gam Cen	2.2000	10600.	78	26591	No
200	GOM_NL__2PRFIN20070401_174850_000000462056_00485_26591_6146.N1	01-APR-2007 17:48:50	Straylight	46.000	123	lot Cen	2.7500	10200.	92	26591	No
201	GOM_NL__2PRFIN20070401_175341_000000452056_00485_26591_6147.N1	01-APR-2007 17:53:41	Twilight	45.000	106	9Bet Crv	2.6480	5600.0	90	26591	No
202	GOM_NL__2PRFIN20070401_175539_000000452056_00485_26591_6148.N1	01-APR-2007 17:55:39	Twilight	44.500	100	4Gam Crv	2.5800	13100.	89	26591	No
203	GOM_NL__2PRFIN20070401_180520_000000382056_00485_26591_6149.N1	01-APR-2007 18:05:20	Bright	38.000	62	94Bet Leo	2.1360	9700.0	76	26591	No
204	GOM_NL__2PRFIN20070401_180657_000000362056_00485_26591_6150.N1	01-APR-2007 18:06:57	Bright	36.000	96	68Del Leo	2.5600	9300.0	72	26591	No
205	GOM_NL__2PRFIN20070401_181346_000000362056_00485_26591_6151.N1	01-APR-2007 18:13:46	Bright	36.000	174	52Psi UMa	3.0040	4400.0	72	26591	No
206	GOM_NL__2PRFIN20070401_181647_000000382056_00485_26591_6152.N1	01-APR-2007 18:16:47	Bright	38.000	87	64Gam UMa	2.4330	11000.	76	26591	No
207	GOM_NL__2PRFIN20070401_181837_000000372056_00485_26591_6153.N1	01-APR-2007 18:18:37	Bright	37.000	36	50Alp UMa	1.8000	6300.0	74	26591	No
208	GOM_NL__2PRFIN20070401_182456_000000412056_00485_26591_6154.N1	01-APR-2007 18:24:56	Bright	40.500	60	7Bet UMi	2.0810	3950.0	81	26591	No
209	GOM_NL__2PRFIN20070401_182640_000000362056_00485_26591_6155.N1	01-APR-2007 18:26:40	Bright	35.500	49	1Alp UMi	1.9900	6300.0	71	26591	No
210	GOM_NL__2PRFIN20070401_183421_000000382056_00485_26591_6156.N1	01-APR-2007 18:34:21	Bright	37.500	89	5Alp Cep	2.4510	8000.0	75	26591	No
211	GOM_NL__2PRFIN20070401_184948_000000452056_00485_26591_6157.N1	01-APR-2007 18:49:48	Twilight	44.500	61	8Eps Peg	2.1000	3900.0	89	26591	No
212	GOM_NL__2PRFIN20070401_185424_000000402056_00485_26591_6158.N1	01-APR-2007 18:54:24	Dark	39.500	154	22Bet Aqr	2.8990	5700.0	79	26591	No
213	GOM_NL__2PRFIN20070401_185658_000000412056_00485_26591_6159.N1	01-APR-2007 18:56:58	Dark	40.500	142	49Del Cap	2.8500	8900.0	81	26591	No
214	GOM_NL__2PRFIN20070401_190913_000000382056_00485_26591_6160.N1	01-APR-2007 19:09:13	Dark	37.500	45	Alp Pav	1.9400	26000.	75	26591	No
215	GOM_NL__2PRFIN20070401_191644_000000482056_00486_26592_6147.N1	01-APR-2007 19:16:44	Dark	47.500	43	Alp TrA	1.9100	4250.0	95	26592	No
216	GOM_NL__2PRFIN20070401_191835_000000392056_00486_26592_6148.N1	01-APR-2007 19:18:35	Dark	39.000	134	Bet TrA	2.8100	6600.0	78	26592	No
217	GOM_NL__2PRFIN20070401_192113_000000472056_00486_26592_6149.N1	01-APR-2007 19:21:13	Dark	46.500	4	Alp1Cen	-0.010000	5800.0	93	26592	No
218	GOM_NL__2PRFIN20070401_192400_000000382056_00486_26592_6150.N1	01-APR-2007 19:24:00	Straylight	38.000	20	Bet Cru	1.2530	30000.	76	26592	No
219	GOM_NL__2PRFIN20070401_192652_000000432056_00486_26592_6151.N1	01-APR-2007 19:26:52	Straylight	42.500	64	Gam Cen	2.2000	10600.	85	26592	No

220	GOM_NL__2PRFIN20070401_192927_000000442056_00486_26592_6152.N1	01-APR-2007 19:29:27	Straylight	44.000	123	lot Cen	2.7500	10200.	88	26592	No
221	GOM_NL__2PRFIN20070401_193417_000000452056_00486_26592_6153.N1	01-APR-2007 19:34:17	Tw_i_and_stray	44.500	106	9Bet Crv	2.6480	5600.0	89	26592	No
222	GOM_NL__2PRFIN20070401_193615_000000432056_00486_26592_6154.N1	01-APR-2007 19:36:15	Tw_i_and_stray	42.500	100	4Gam Crv	2.5800	13100.	85	26592	No
223	GOM_NL__2PRFIN20070401_194556_000000382056_00486_26592_6155.N1	01-APR-2007 19:45:56	Bright	37.500	62	94Bet Leo	2.1360	9700.0	75	26592	No
224	GOM_NL__2PRFIN20070401_194733_000000362056_00486_26592_6156.N1	01-APR-2007 19:47:33	Bright	36.000	96	68Del Leo	2.5600	9300.0	72	26592	No
225	GOM_NL__2PRFIN20070401_195422_000000362056_00486_26592_6157.N1	01-APR-2007 19:54:22	Bright	35.500	174	52Psi UMa	3.0040	4400.0	71	26592	No
226	GOM_NL__2PRFIN20070401_195723_000000382056_00486_26592_6158.N1	01-APR-2007 19:57:23	Bright	37.500	87	64Gam UMa	2.4330	11000.	75	26592	No
227	GOM_NL__2PRFIN20070401_195913_000000382056_00486_26592_6159.N1	01-APR-2007 19:59:13	Bright	37.500	36	50Alp UMa	1.8000	6300.0	75	26592	No
228	GOM_NL__2PRFIN20070401_200532_000000382056_00486_26592_6160.N1	01-APR-2007 20:05:32	Bright	38.000	60	7Bet UMi	2.0810	3950.0	76	26592	No
229	GOM_NL__2PRFIN20070401_200716_000000362056_00486_26592_6161.N1	01-APR-2007 20:07:16	Bright	35.500	49	1Alp UMi	1.9900	6300.0	71	26592	No
230	GOM_NL__2PRFIN20070401_201457_000000462056_00486_26592_6162.N1	01-APR-2007 20:14:57	Bright	46.000	89	5Alp Cep	2.4510	8000.0	92	26592	No
231	GOM_NL__2PRFIN20070401_203024_000000462056_00486_26592_6163.N1	01-APR-2007 20:30:24	Tw_i_and_stray	45.500	61	8Eps Peg	2.1000	3900.0	91	26592	No
232	GOM_NL__2PRFIN20070401_203500_000000432056_00486_26592_6164.N1	01-APR-2007 20:35:00	Dark	42.500	154	22Bet Aqr	2.8990	5700.0	85	26592	No
233	GOM_NL__2PRFIN20070401_203734_000000412056_00486_26592_6165.N1	01-APR-2007 20:37:34	Dark	41.000	142	49Del Cap	2.8500	8900.0	82	26592	No
234	GOM_NL__2PRFIN20070401_204949_000000372056_00486_26592_6166.N1	01-APR-2007 20:49:49	Dark	36.500	45	Alp Pav	1.9400	26000.	73	26592	No
235	GOM_NL__2PRFIN20070401_205720_000000402056_00487_26593_6171.N1	01-APR-2007 20:57:20	Dark	40.000	43	Alp TrA	1.9100	4250.0	80	26593	No
236	GOM_NL__2PRFIN20070401_205911_000000392056_00487_26593_6172.N1	01-APR-2007 20:59:11	Dark	38.500	134	Bet TrA	2.8100	6600.0	77	26593	No
237	GOM_NL__2PRFIN20070401_210149_000000532056_00487_26593_6173.N1	01-APR-2007 21:01:49	Dark	53.000	4	Alp1Cen	-0.010000	5800.0	106	26593	No
238	GOM_NL__2PRFIN20070401_210436_000000442056_00487_26593_6174.N1	01-APR-2007 21:04:36	Straylight	44.000	20	Bet Cru	1.2530	30000.	88	26593	No
239	GOM_NL__2PRFIN20070401_210728_000000412056_00487_26593_6175.N1	01-APR-2007 21:07:28	Straylight	40.500	64	Gam Cen	2.2000	10600.	81	26593	No
240	GOM_NL__2PRFIN20070401_211003_000000442056_00487_26593_6176.N1	01-APR-2007 21:10:03	Straylight	43.500	123	lot Cen	2.7500	10200.	87	26593	No
241	GOM_NL__2PRFIN20070401_211453_000000432056_00487_26593_6177.N1	01-APR-2007 21:14:53	Tw_i_and_stray	43.000	106	9Bet Crv	2.6480	5600.0	86	26593	No
242	GOM_NL__2PRFIN20070401_211651_000000442056_00487_26593_6178.N1	01-APR-2007 21:16:51	Tw_i_and_stray	44.000	100	4Gam Crv	2.5800	13100.	88	26593	No
243	GOM_NL__2PRFIN20070401_212632_000000382056_00487_26593_6179.N1	01-APR-2007 21:26:32	Bright	38.000	62	94Bet Leo	2.1360	9700.0	76	26593	No
244	GOM_NL__2PRFIN20070401_212809_000000362056_00487_26593_6180.N1	01-APR-2007 21:28:09	Bright	35.500	96	68Del Leo	2.5600	9300.0	71	26593	No
245	GOM_NL__2PRFIN20070401_213457_000000362056_00487_26593_6181.N1	01-APR-2007 21:34:57	Bright	35.500	174	52Psi UMa	3.0040	4400.0	71	26593	No
246	GOM_NL__2PRFIN20070401_213759_000000372056_00487_26593_6182.N1	01-APR-2007 21:37:59	Bright	36.500	87	64Gam UMa	2.4330	11000.	73	26593	No
247	GOM_NL__2PRFIN20070401_213949_000000382056_00487_26593_6183.N1	01-APR-2007 21:39:49	Bright	37.500	36	50Alp UMa	1.8000	6300.0	75	26593	No
248	GOM_NL__2PRFIN20070401_214607_000000402056_00487_26593_6184.N1	01-APR-2007 21:46:07	Bright	40.000	60	7Bet UMi	2.0810	3950.0	80	26593	No
249	GOM_NL__2PRFIN20070401_214752_000000362056_00487_26593_6185.N1	01-APR-2007 21:47:52	Bright	36.000	49	1Alp UMi	1.9900	6300.0	72	26593	No
250	GOM_NL__2PRFIN20070401_215533_000000362056_00487_26593_6186.N1	01-APR-2007 21:55:33	Bright	35.500	89	5Alp Cep	2.4510	8000.0	71	26593	No
251	GOM_NL__2PRFIN20070401_221100_000000462056_00487_26593_6187.N1	01-APR-2007 22:11:00	Tw_i_and_stray	45.500	61	8Eps Peg	2.1000	3900.0	91	26593	No
252	GOM_NL__2PRFIN20070401_221537_000000432056_00487_26593_6188.N1	01-APR-2007 22:15:37	Dark	43.000	154	22Bet Aqr	2.8990	5700.0	86	26593	No
253	GOM_NL__2PRFIN20070401_221810_000000412056_00487_26593_6189.N1	01-APR-2007 22:18:10	Dark	41.000	142	49Del Cap	2.8500	8900.0	82	26593	No
254	GOM_NL__2PRFIN20070401_223025_000000372056_00487_26593_6190.N1	01-APR-2007 22:30:25	Dark	37.000	45	Alp Pav	1.9400	26000.	74	26593	No
255	GOM_NL__2PRFIN20070401_223756_000000402056_00488_26594_6185.N1	01-APR-2007 22:37:56	Dark	39.500	43	Alp TrA	1.9100	4250.0	79	26594	No
256	GOM_NL__2PRFIN20070401_223947_000000402056_00488_26594_6186.N1	01-APR-2007 22:39:47	Dark	39.500	134	Bet TrA	2.8100	6600.0	79	26594	No
257	GOM_NL__2PRFIN20070401_224226_000000402056_00488_26594_6187.N1	01-APR-2007 22:42:26	Dark	39.500	4	Alp1Cen	-0.010000	5800.0	79	26594	No
258	GOM_NL__2PRFIN20070401_224512_000000412056_00488_26594_6188.N1	01-APR-2007 22:45:12	Straylight	41.000	20	Bet Cru	1.2530	30000.	82	26594	No
259	GOM_NL__2PRFIN20070401_224805_000000412056_00488_26594_6189.N1	01-APR-2007 22:48:05	Straylight	41.000	64	Gam Cen	2.2000	10600.	82	26594	No
260	GOM_NL__2PRFIN20070401_225039_000000442056_00488_26594_6190.N1	01-APR-2007 22:50:39	Straylight	43.500	123	lot Cen	2.7500	10200.	87	26594	No
261	GOM_NL__2PRFIN20070401_225529_000000442056_00488_26594_6191.N1	01-APR-2007 22:55:29	Tw_i_and_stray	44.000	106	9Bet Crv	2.6480	5600.0	88	26594	No
262	GOM_NL__2PRFIN20070401_225727_000000432056_00488_26594_6192.N1	01-APR-2007 22:57:27	Tw_i_and_stray	43.000	100	4Gam Crv	2.5800	13100.	86	26594	No
263	GOM_NL__2PRFIN20070401_230707_000000392056_00488_26594_6193.N1	01-APR-2007 23:07:07	Bright	38.500	62	94Bet Leo	2.1360	9700.0	77	26594	No
264	GOM_NL__2PRFIN20070401_230845_000000352056_00488_26594_6194.N1	01-APR-2007 23:08:45	Bright	35.000	96	68Del Leo	2.5600	9300.0	70	26594	No
265	GOM_NL__2PRFIN20070401_231533_000000372056_00488_26594_6195.N1	01-APR-2007 23:15:33	Bright	36.500	174	52Psi UMa	3.0040	4400.0	73	26594	No
266	GOM_NL__2PRFIN20070401_231834_000000372056_00488_26594_6196.N1	01-APR-2007 23:18:34	Bright	37.000	87	64Gam UMa	2.4330	11000.	74	26594	No
267	GOM_NL__2PRFIN20070401_232025_000000382056_00488_26594_6197.N1	01-APR-2007 23:20:25	Bright	37.500	36	50Alp UMa	1.8000	6300.0	75	26594	No
268	GOM_NL__2PRFIN20070401_232643_000000412056_00488_26594_6198.N1	01-APR-2007 23:26:43	Bright	41.000	60	7Bet UMi	2.0810	3950.0	82	26594	No
269	GOM_NL__2PRFIN20070401_232827_000000342056_00488_26594_6199.N1	01-APR-2007 23:28:27	Bright	34.000	49	1Alp UMi	1.9900	6300.0	68	26594	No
270	GOM_NL__2PRFIN20070401_233609_000000502056_00488_26594_6200.N1	01-APR-2007 23:36:09	Bright	49.500	89	5Alp Cep	2.4510	8000.0	99	26594	No

### 3. Quality information per product

In this section it is plotted some information contained in the Quality Summary data set of the level 2 products. Only products in dark limb conditions and without errors (error flag in the MPH set to "0") are used.

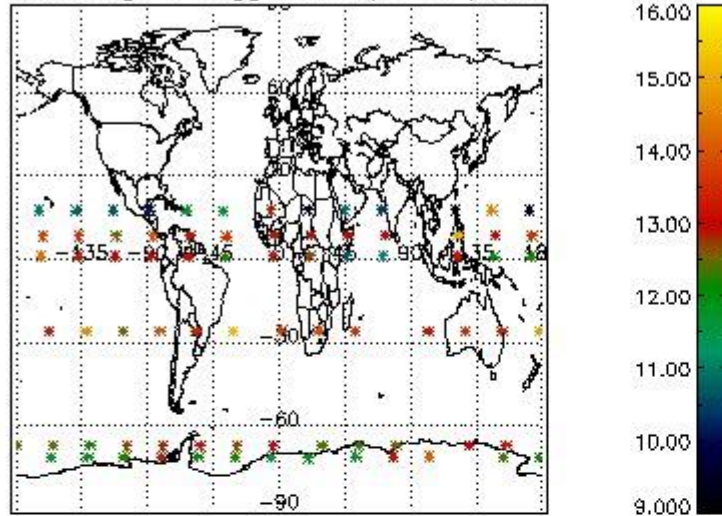
3.1 Plot quality information per product (time dependant)



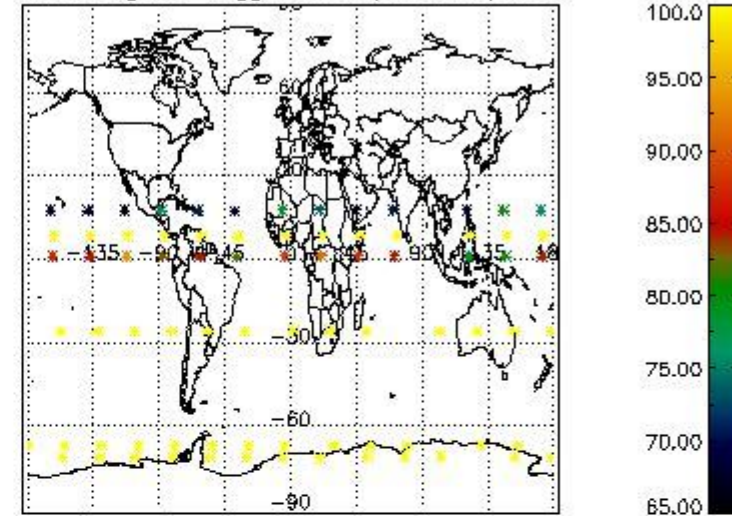
3.2 Plot quality information per product (world map)



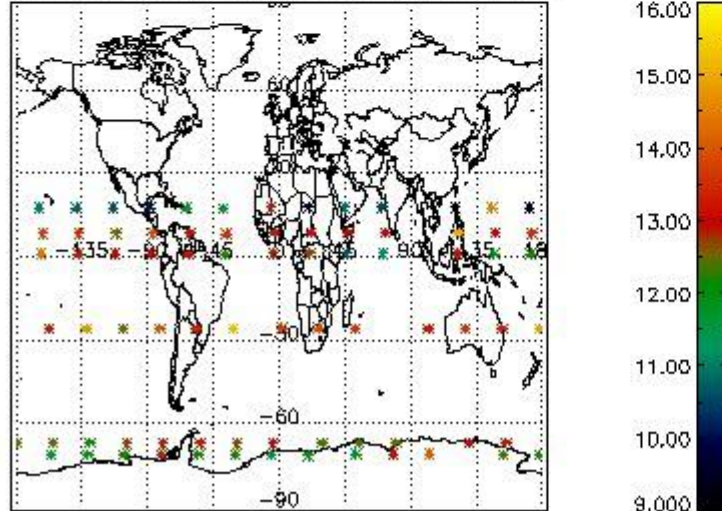
Percentage of flagged data per O3 profile



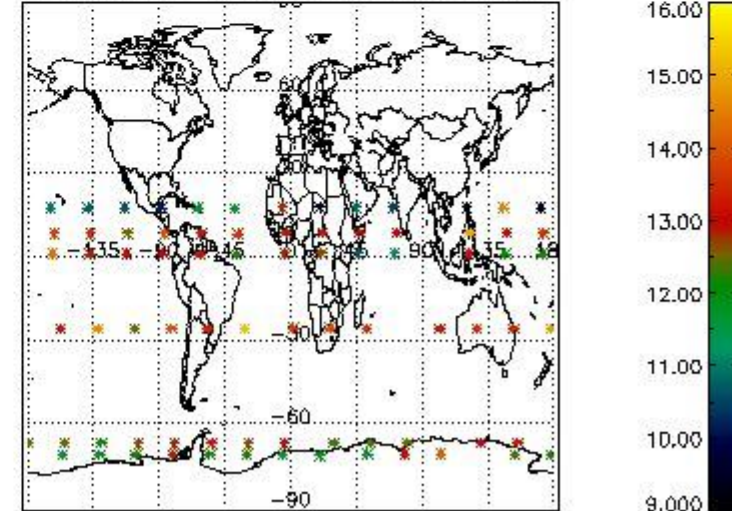
Percentage of flagged data per H2O profile



Percentage of flagged data per NO2 profile



Percentage of flagged data per NO3 profile

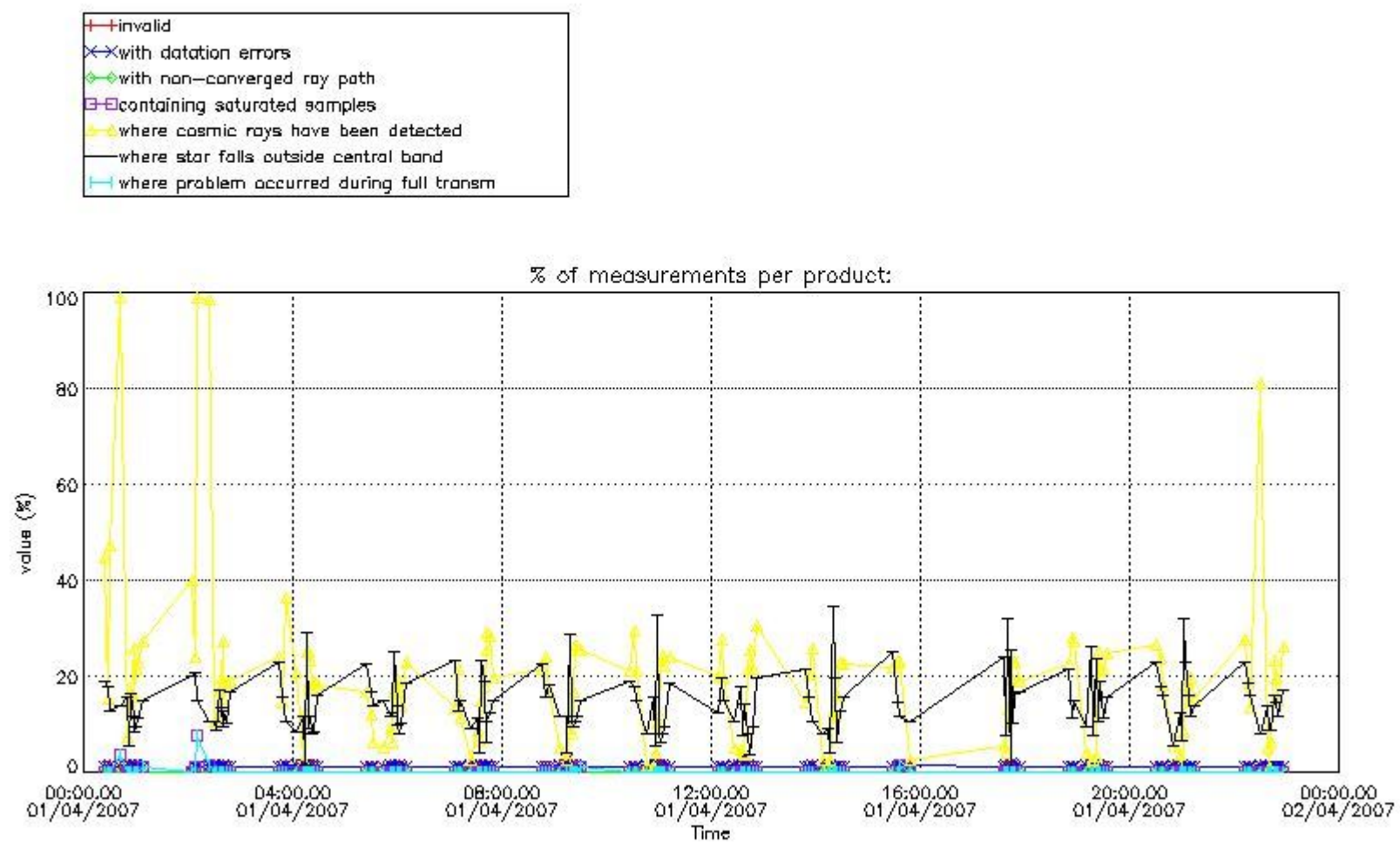


#### 4. Level 1 quality information per product

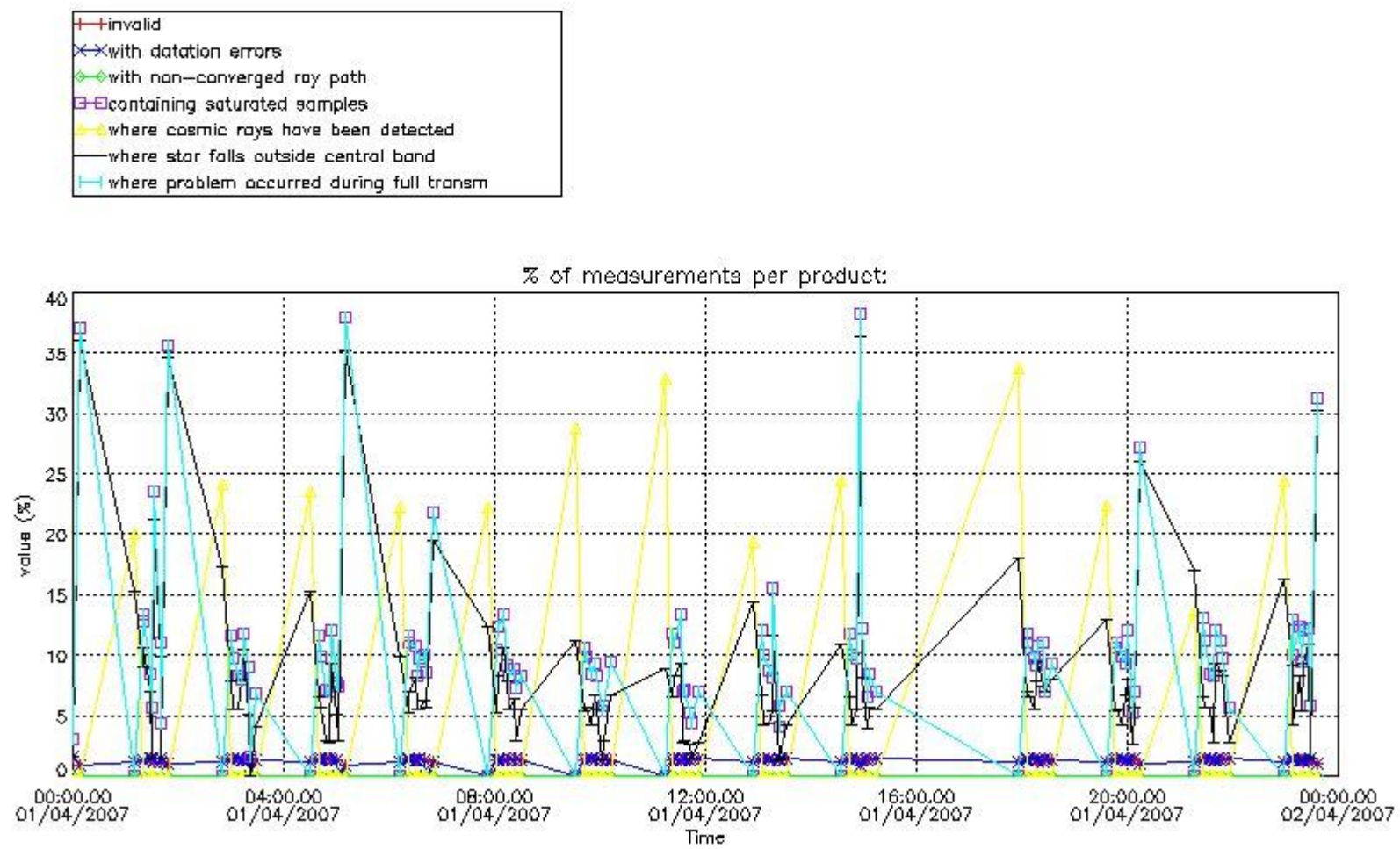
In this section it is plotted some information contained in the Quality Summary data set of the level 2 products that comes from the level 1b processing. Products without errors (error flag in the MPH set to "0") are used.

##### 4.1 Plot quality information per product (time dependant) coming from level 1b processing

##### 4.1.1 Plot level 1 quality information per product (time dependant): ENVISAT ASCENDING passes



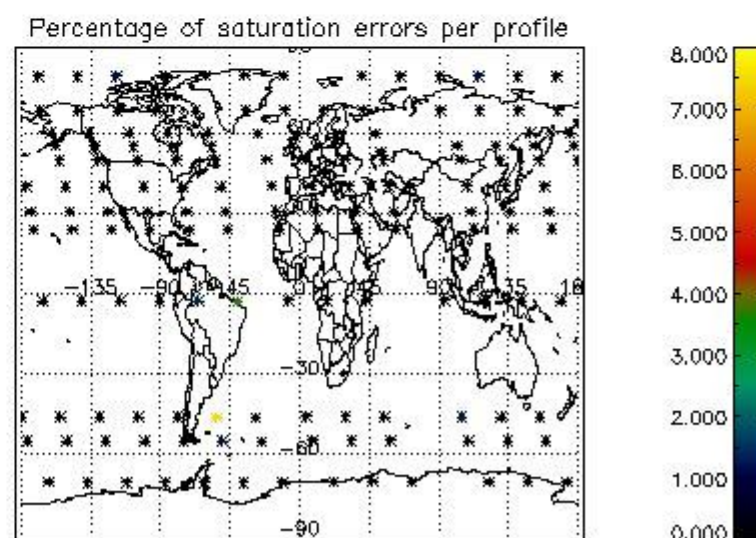
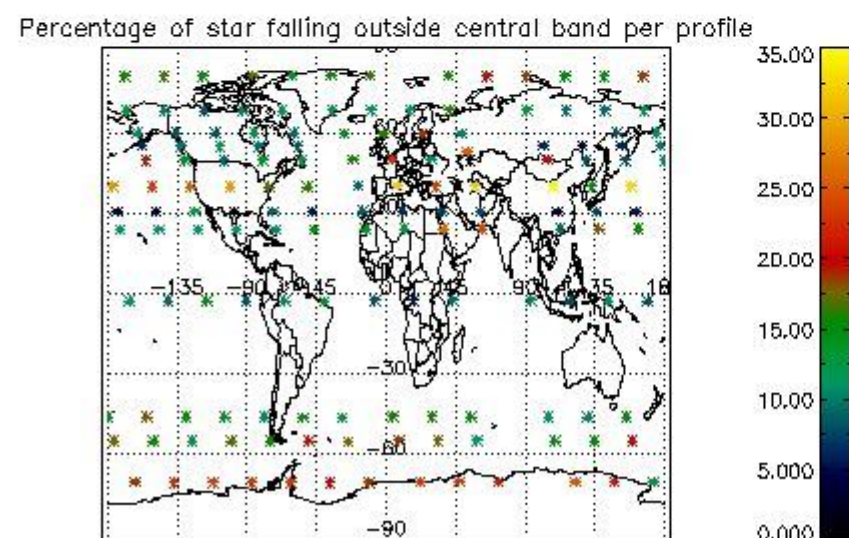
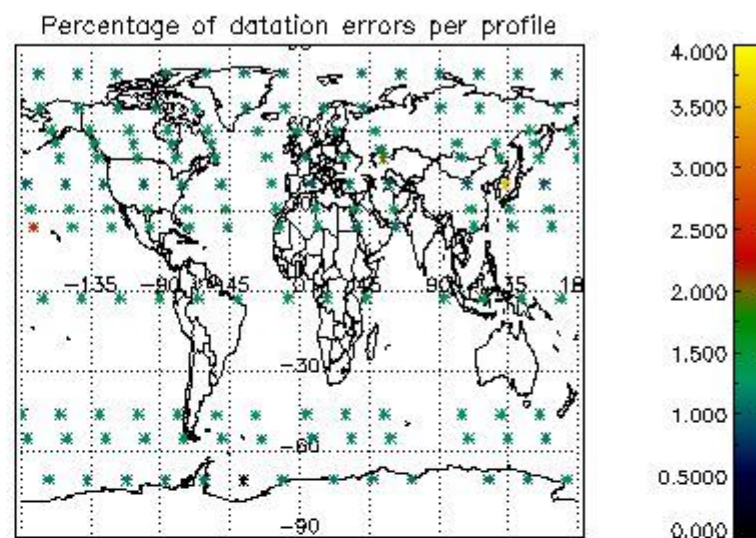
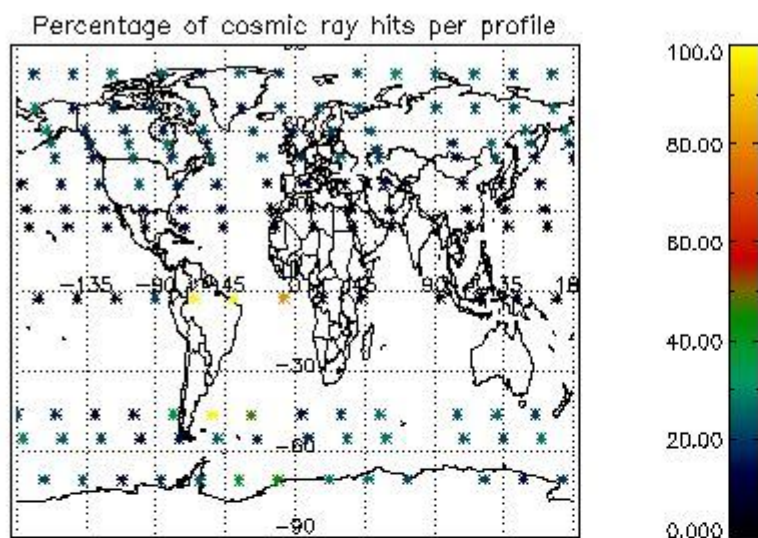
4.1.2 Plot level 1 quality information per product (time dependant): ENVI SAT DESCENDING passes



*4.2 Plot quality information per product coming from level 1b processing (world map)*

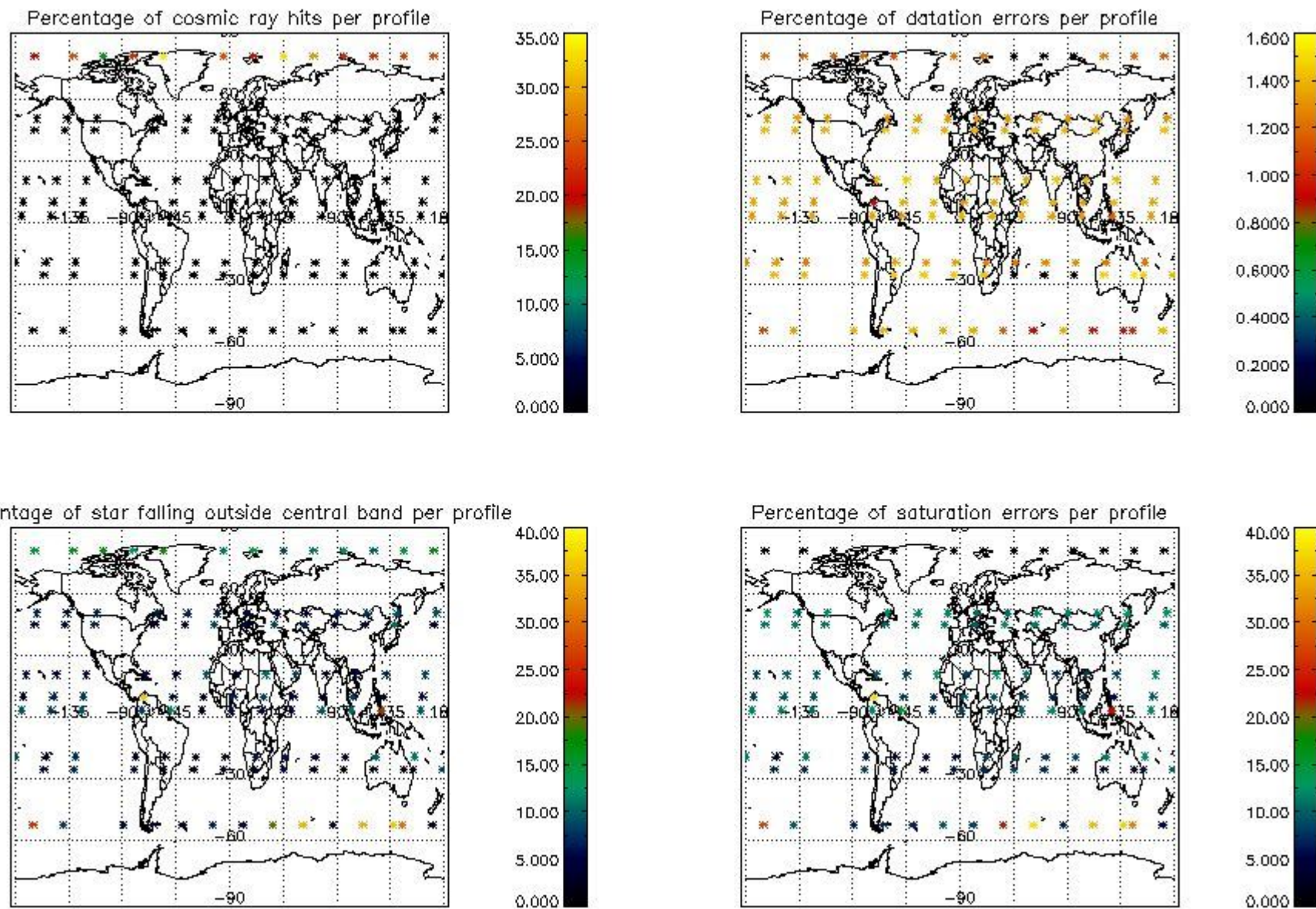
*4.2.1 Plot level 1 quality information per product (world map): ENVISAT ASCENDING passes*





4.2.2 Plot level 1 quality information per product (world map): ENVISAT DESCENDING passes





## 5. Trace gas profiles

### 5.1 Ozone statistics based on quality of products

The final quality of the products can be "measured" using the STD (Standard Deviation) attached to every point profile. This information is written to the parameter GOM\_NL\_\_2P/NL\_LOCAL\_SPECIES\_DENSITY/o3\_std of the level 2 products. The table below shows the statistics for given STD ranges.

The statistics are given with respect to the overall valid production:

- Products without fatal errors: GOM\_NL\_\_2P/MPH/PRODUCT\_ERR=0
- Valid point profile: GOM\_NL\_\_2P/NL\_LOCAL\_SPECIES\_DENSITY/pcd(0)=0

The 'Criteria' is applied to valid points of dark limb products:

- Products in dark limb illumination condition: GOM\_NL\_\_2P/NL\_SUMMARY\_QUALITY/obs\_ill\_cond=0
- Products without fatal errors: GOM\_NL\_\_2P/MPH/PRODUCT\_ERR=0
- Valid point profile: GOM\_NL\_\_2P/NL\_LOCAL\_SPECIES\_DENSITY/pcd(0)=0

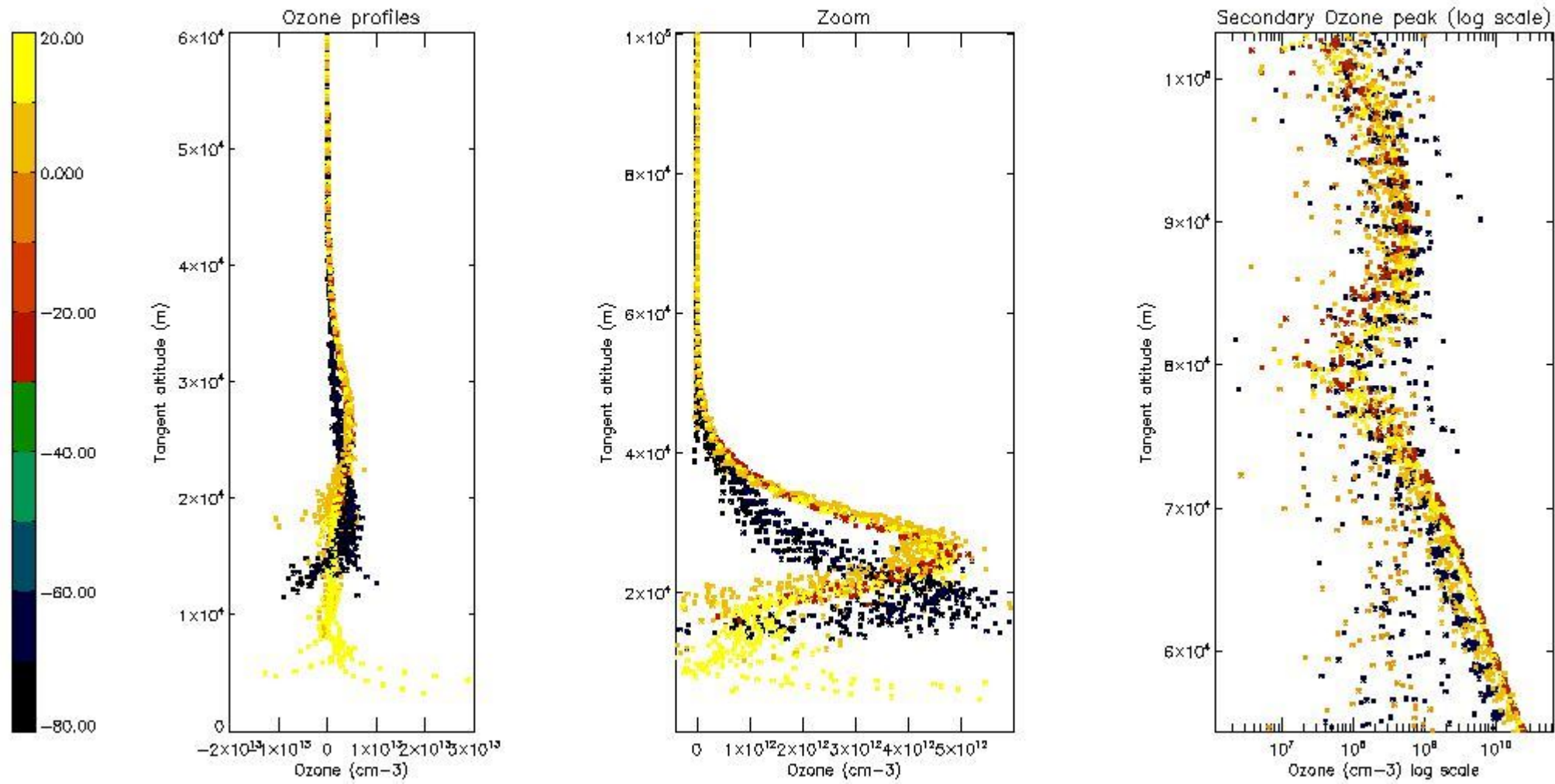
So, the table below shows the percentage of dark limb and valid observations for each criteria with respect to the overall valid daily observations.

Criteria	% of total production
All STD	30
STD < 20	14

STD < 10	9
STD < 5	5

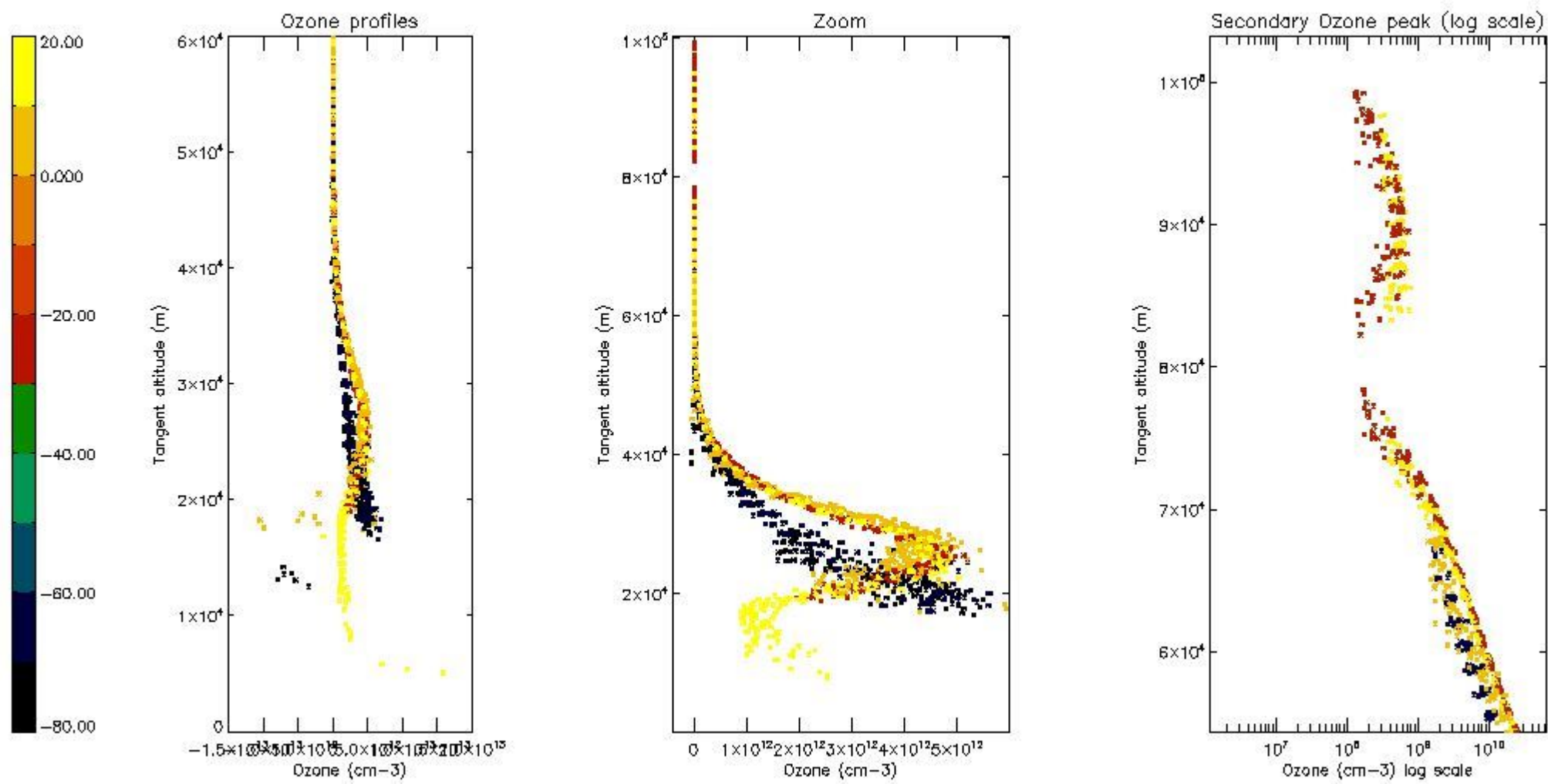
5.2 Plot ozone profiles for all STD (dark without errors)

The colorbar represents the latitude.



5.3 Plot ozone profiles where STD < 20% (dark without errors)

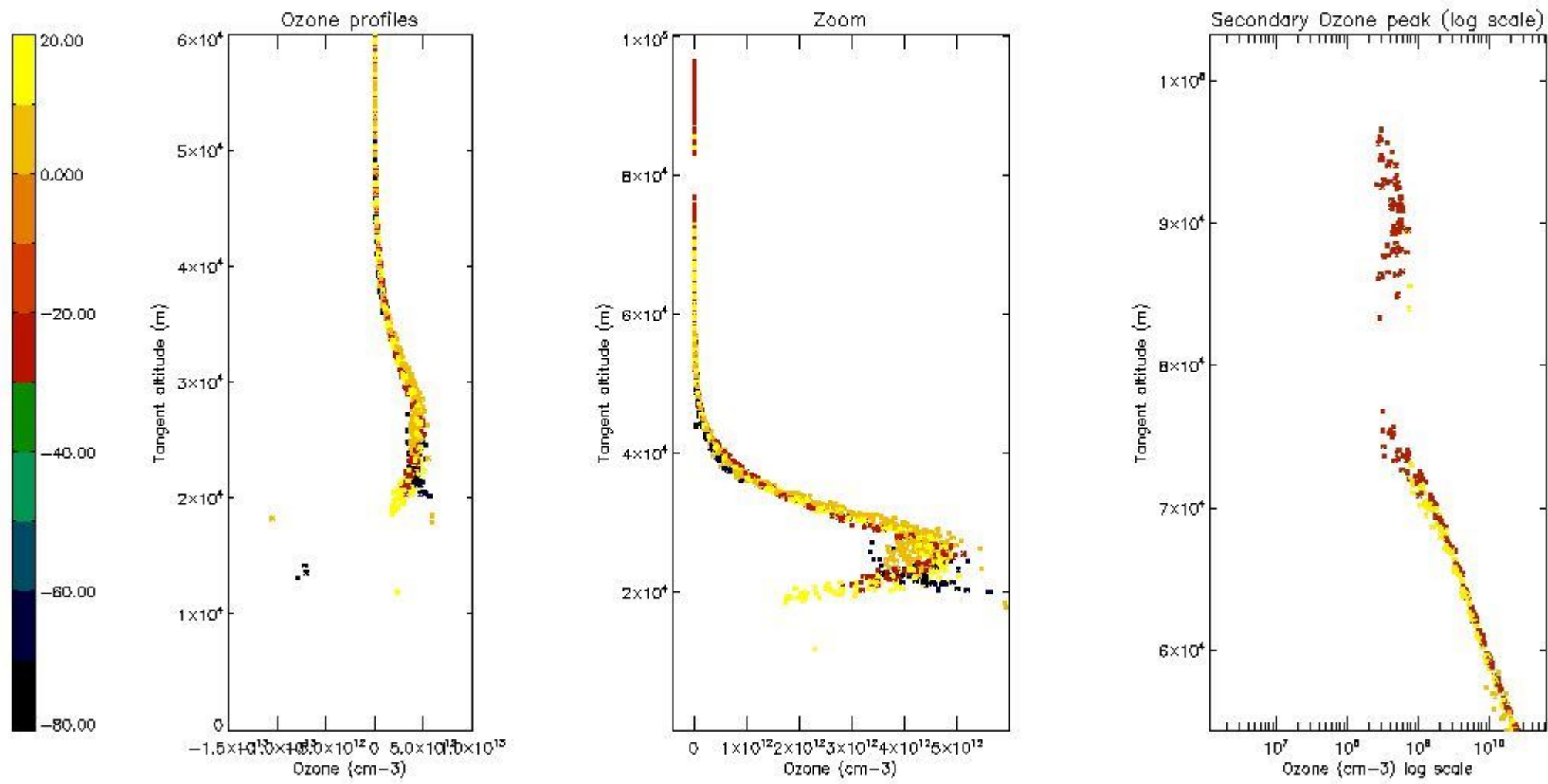
The colorbar represents the latitude.



*5.4 Plot ozone profiles where STD < 10% (dark without errors)*

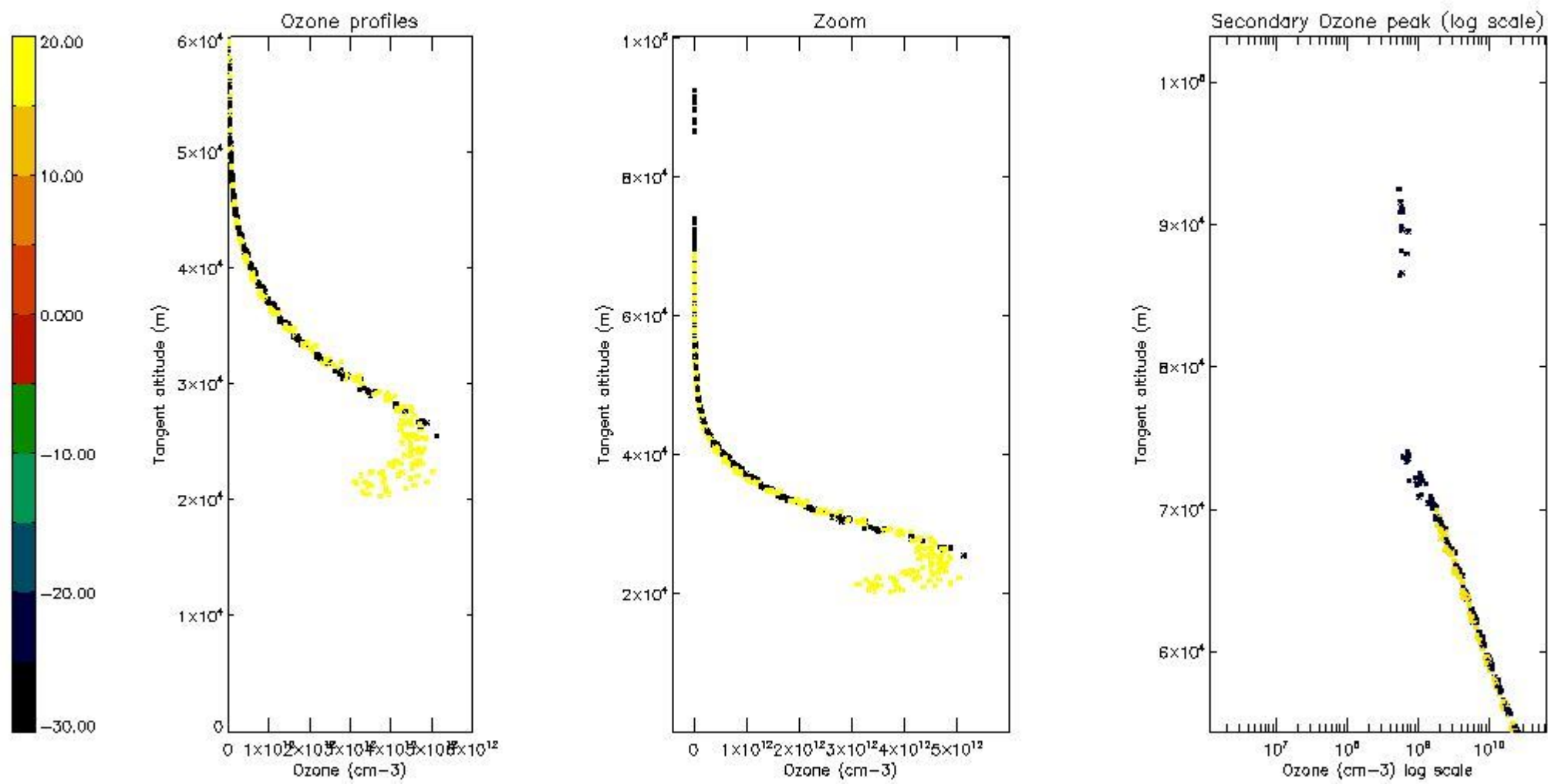
The colorbar represents the latitude.





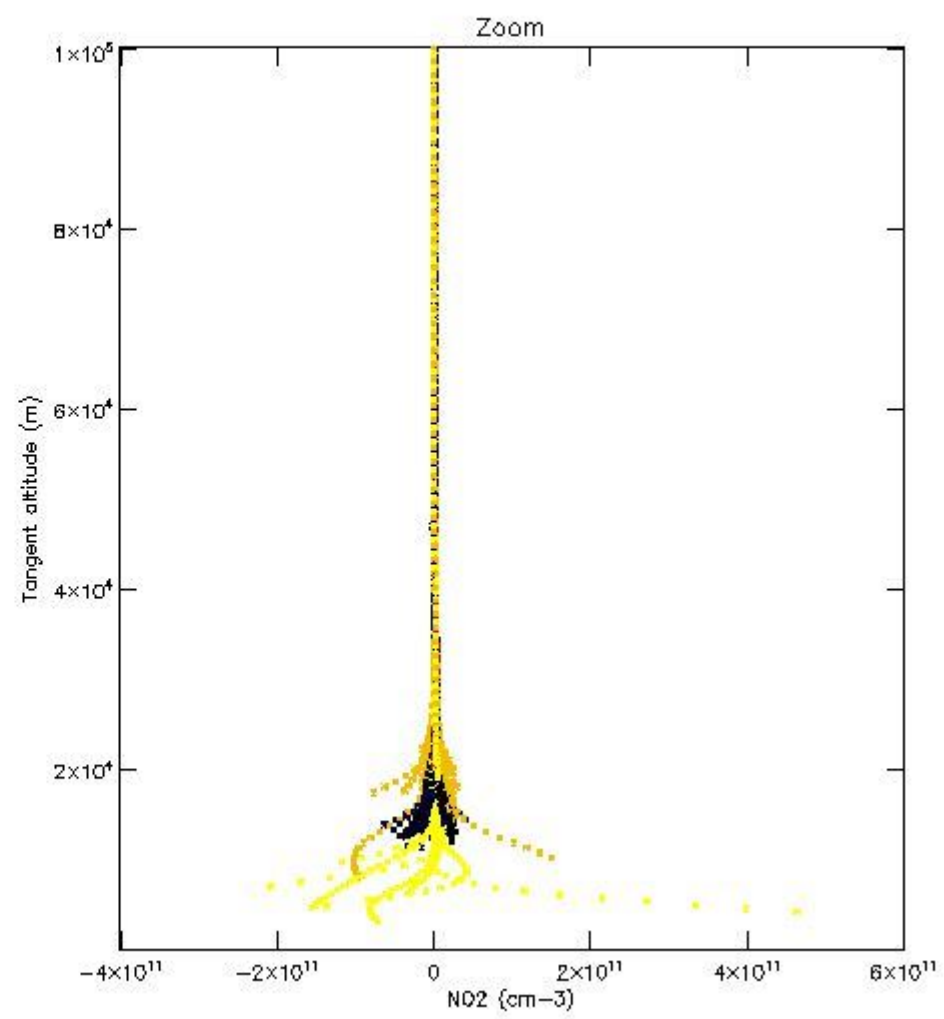
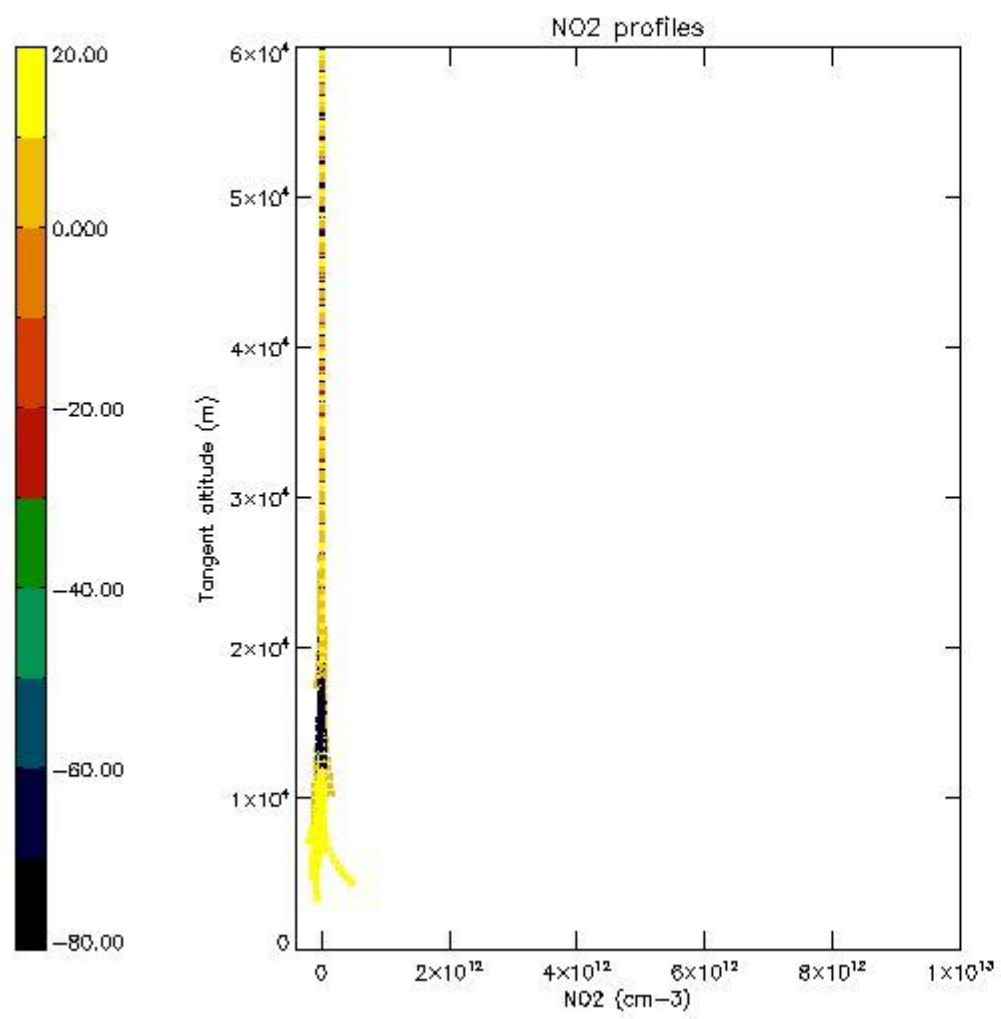
*5.5 Plot ozone profiles where STD < 5% (dark without errors)*

The colorbar represents the latitude.



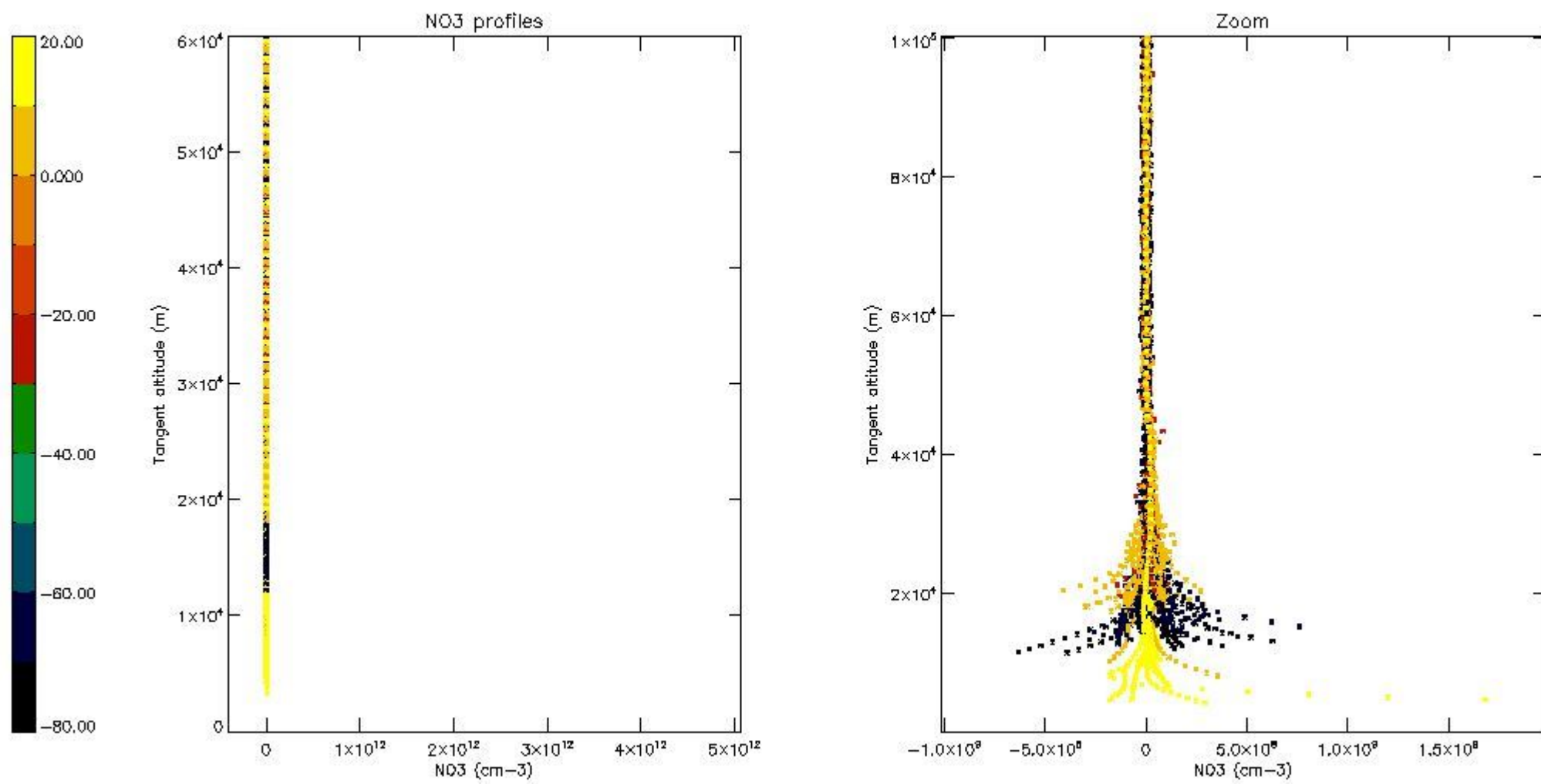
*5.6 Plot NO<sub>2</sub> profiles for all STD (dark without errors)*

The colorbar represents the latitude.



*5.7 Plot NO3 profiles for all STD (dark without errors)*

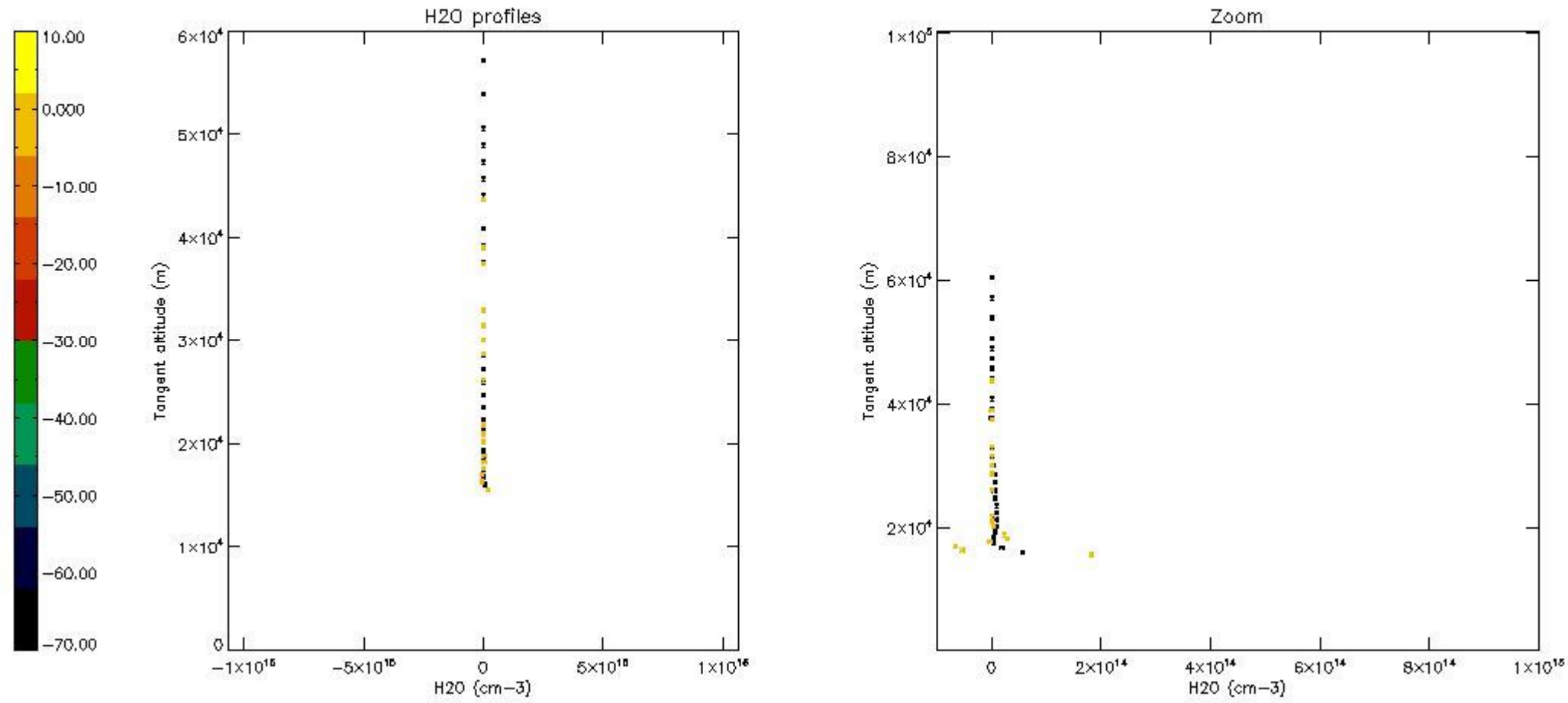
The colorbar represents the latitude.



*5.8 Plot H2O profiles for all STD (only for occultations of stars 1,2,3,4,13,14,16,26,63 dark without errors)*

The colorbar represents the latitude.

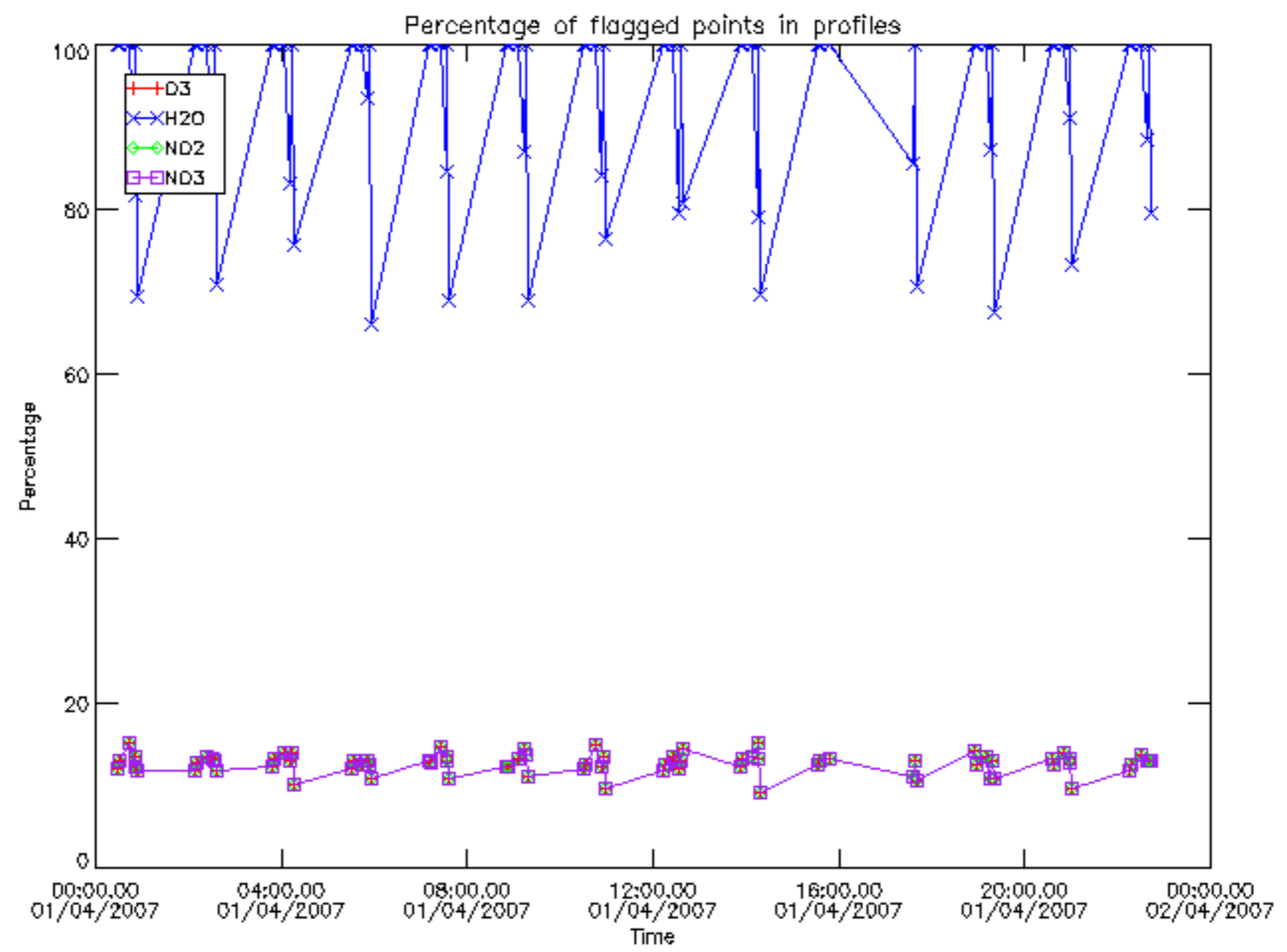




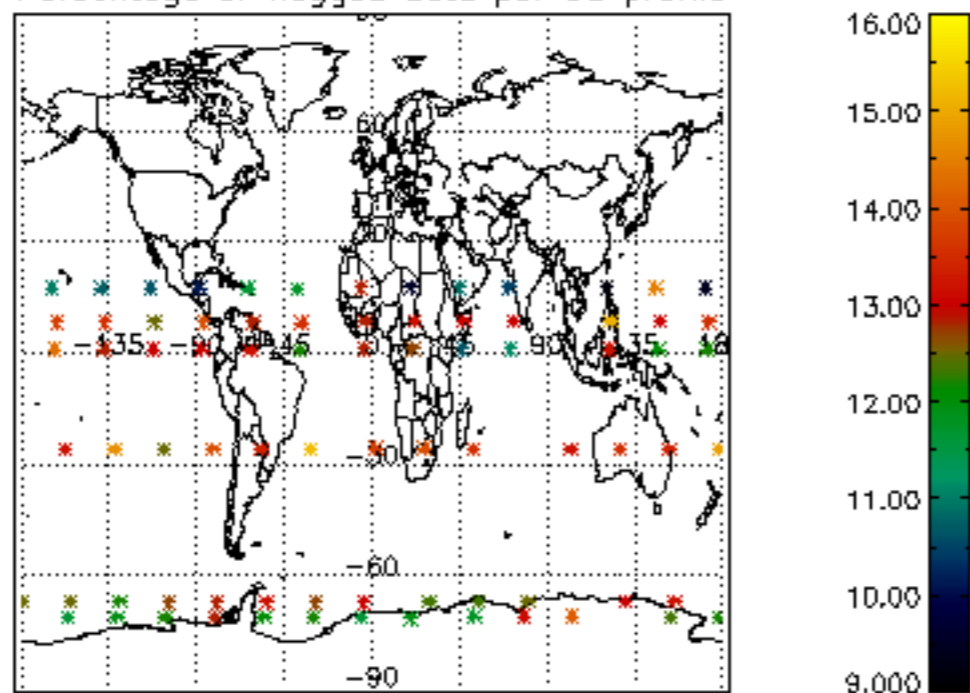
## 6. Auxiliary Data Files used for the production reported in section 2

The number reported in the third column indicates since which file (see list in section 2) the corresponding auxiliary file has been used. The fourth column is the date of those product files.

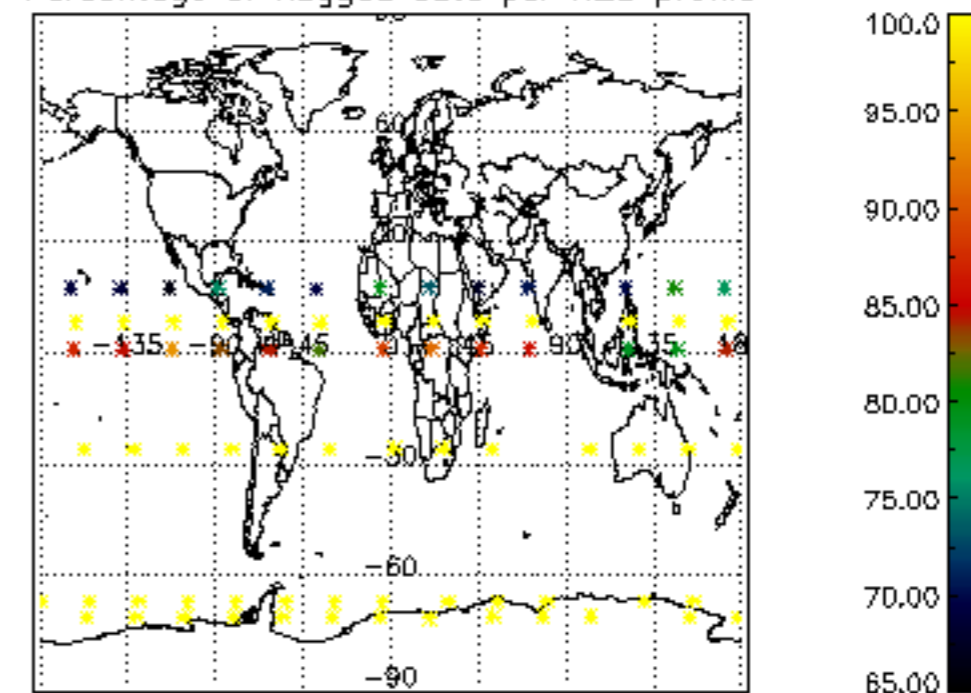
Type	Auxiliary Filename	Used since product	Used since product date
INST_PHYS_CHARACTERISTICS	GOM_INS_AXVIEC20091111_143220_20030716_120000_20500101_000000	1	01-APR-2007 00:00:04
LEVEL-2_PROC_CONFIG	GOM_PR2_AXVIEC20091111_152718_20020301_000000_20500101_000000	1	01-APR-2007 00:00:04
CROSS_SECTIONS_FILE	GOM_CRS_AXVIEC20091111_154832_20020301_000000_20500101_000000	1	01-APR-2007 00:00:04



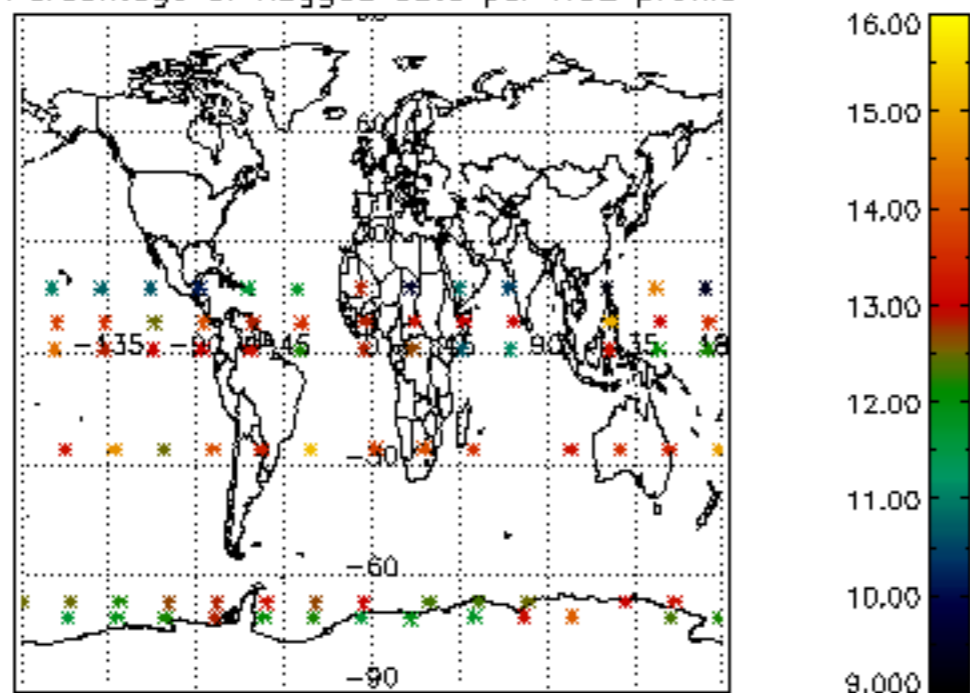
Percentage of flagged data per D3 profile



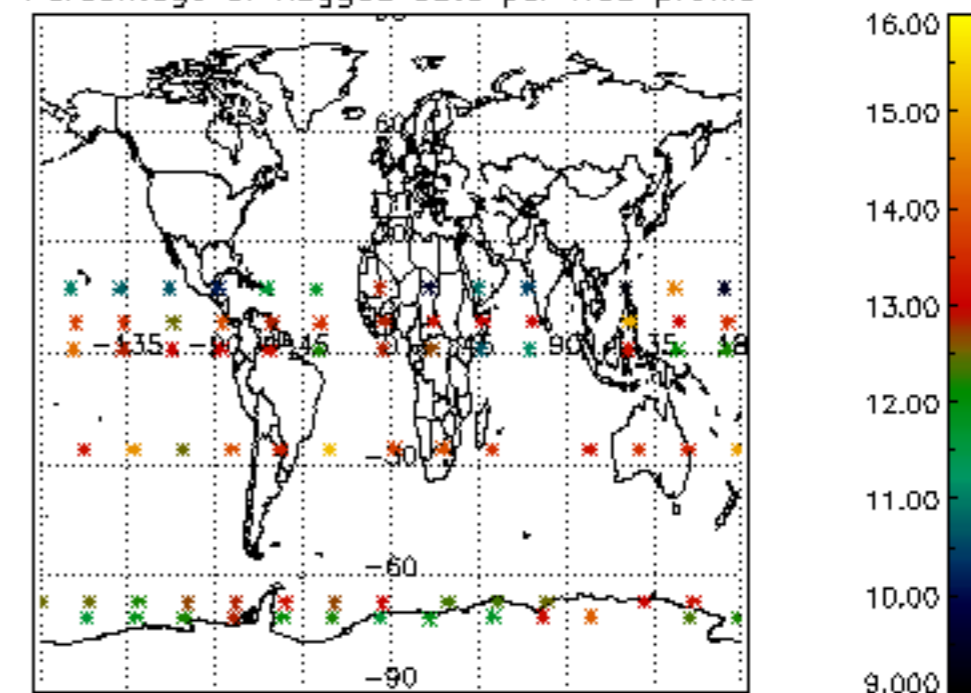
Percentage of flagged data per H2O profile

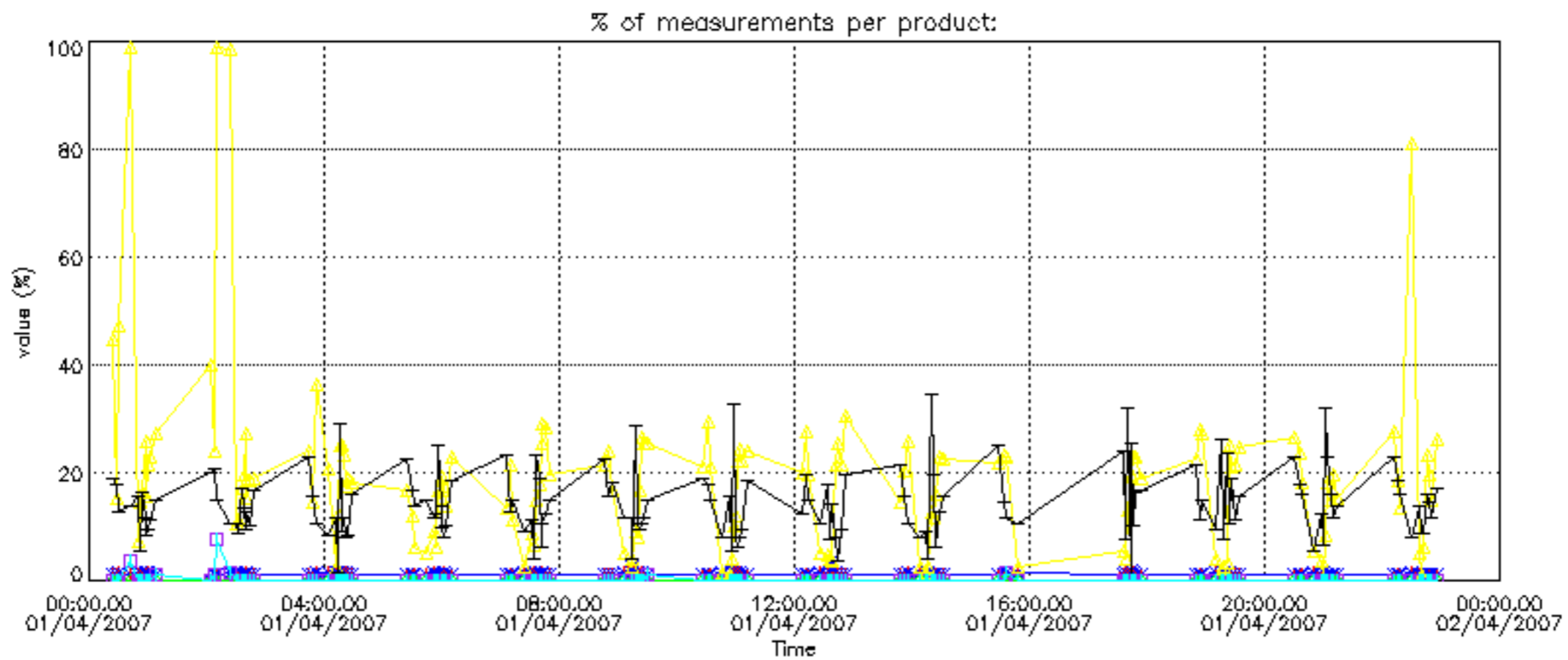


Percentage of flagged data per NO2 profile

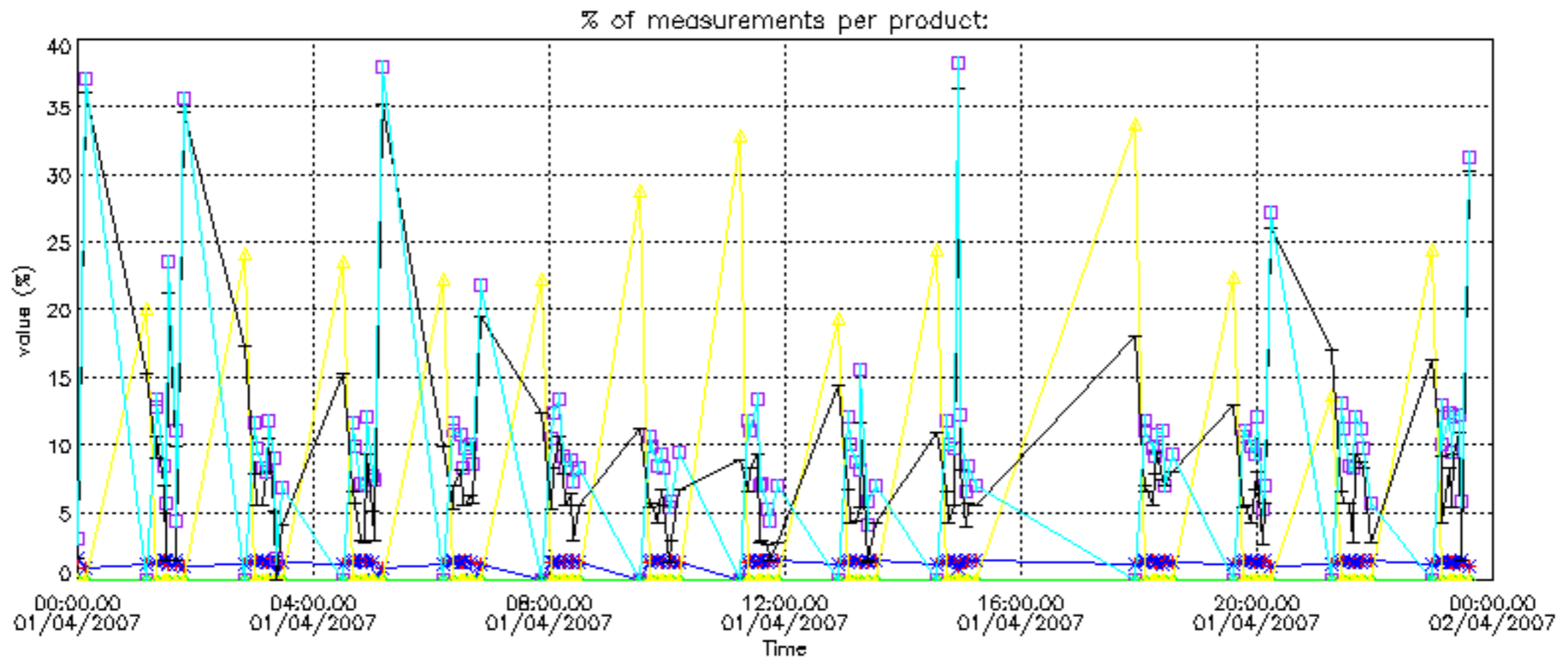


Percentage of flagged data per NO3 profile

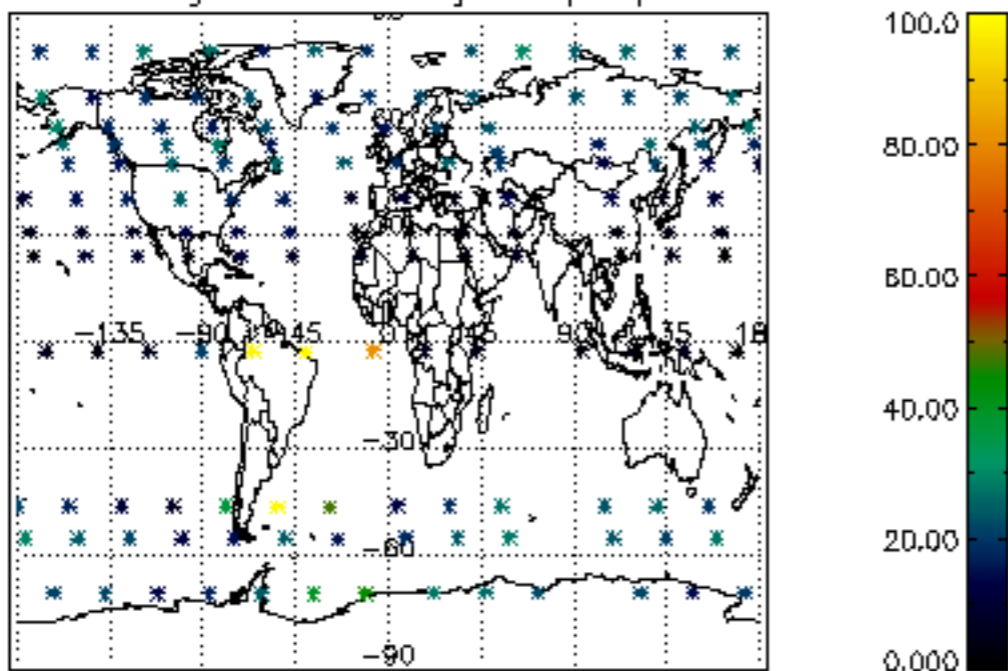




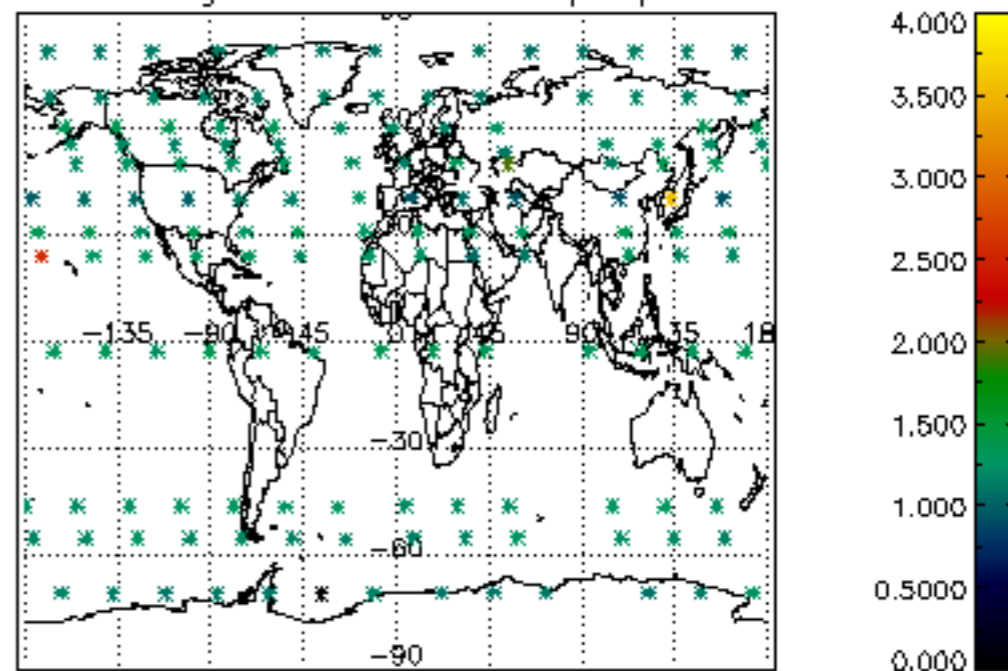




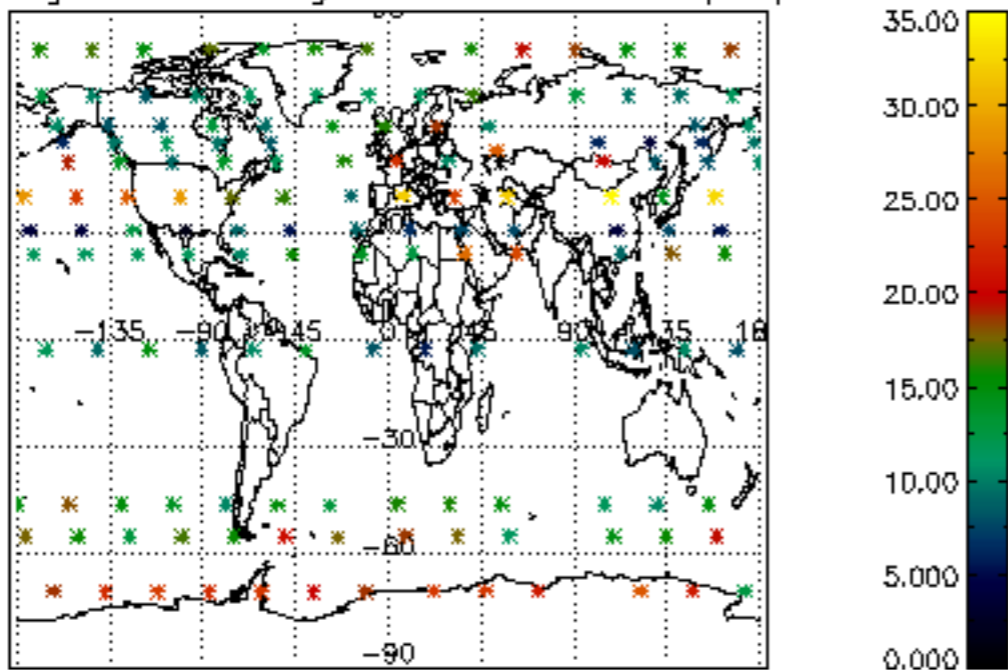
Percentage of cosmic ray hits per profile



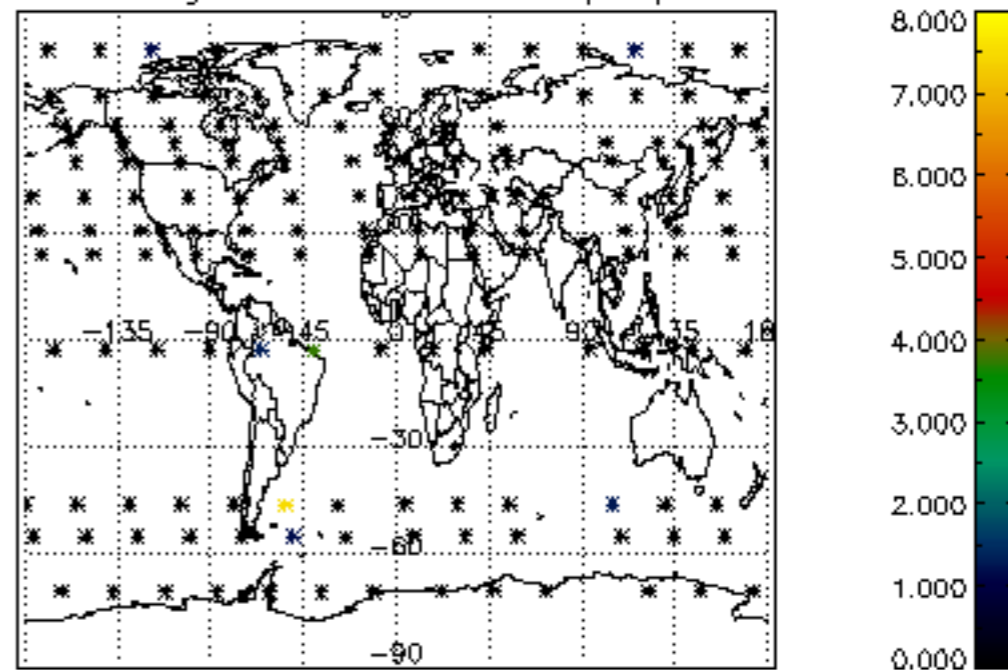
Percentage of datation errors per profile



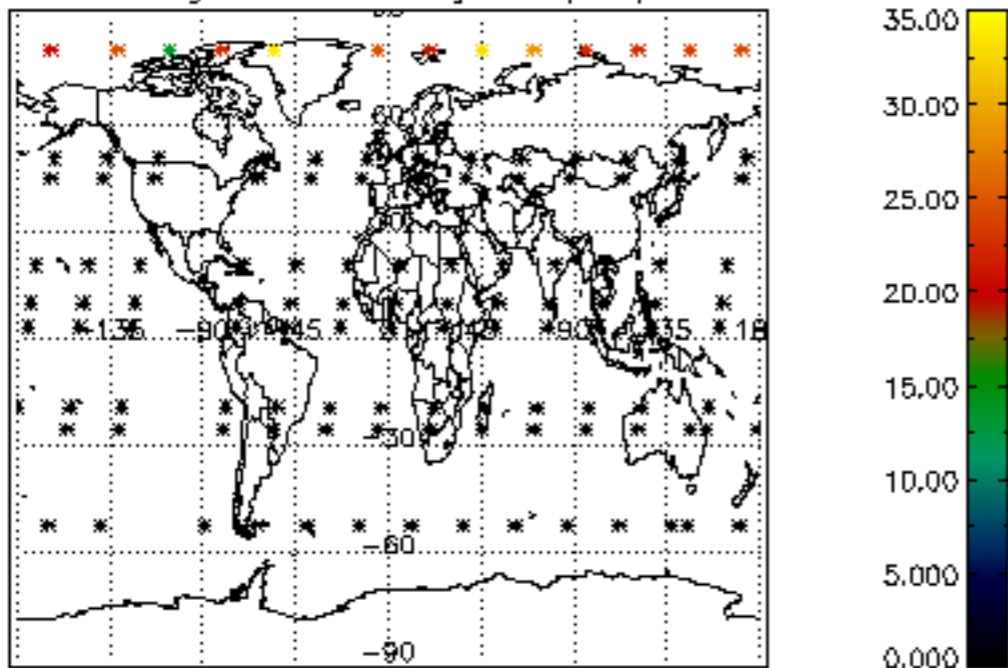
Percentage of star falling outside central band per profile



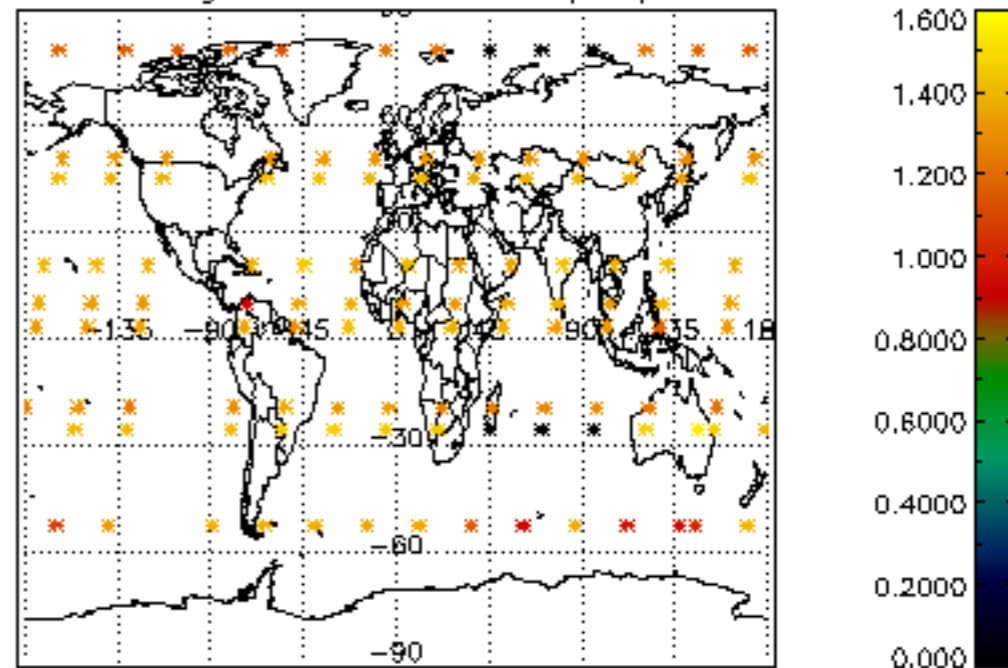
Percentage of saturation errors per profile



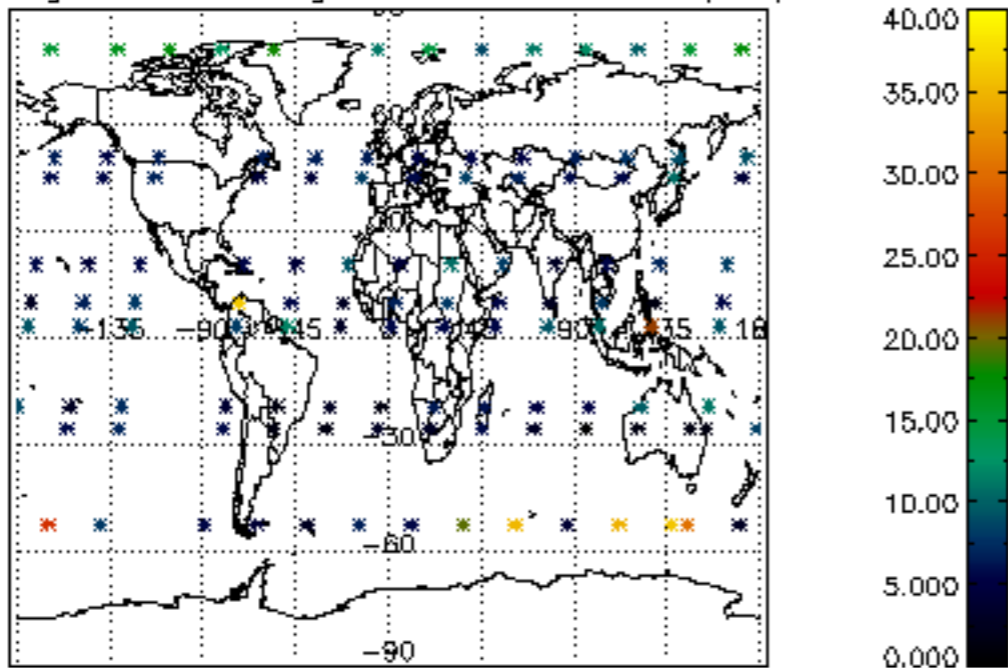
Percentage of cosmic ray hits per profile



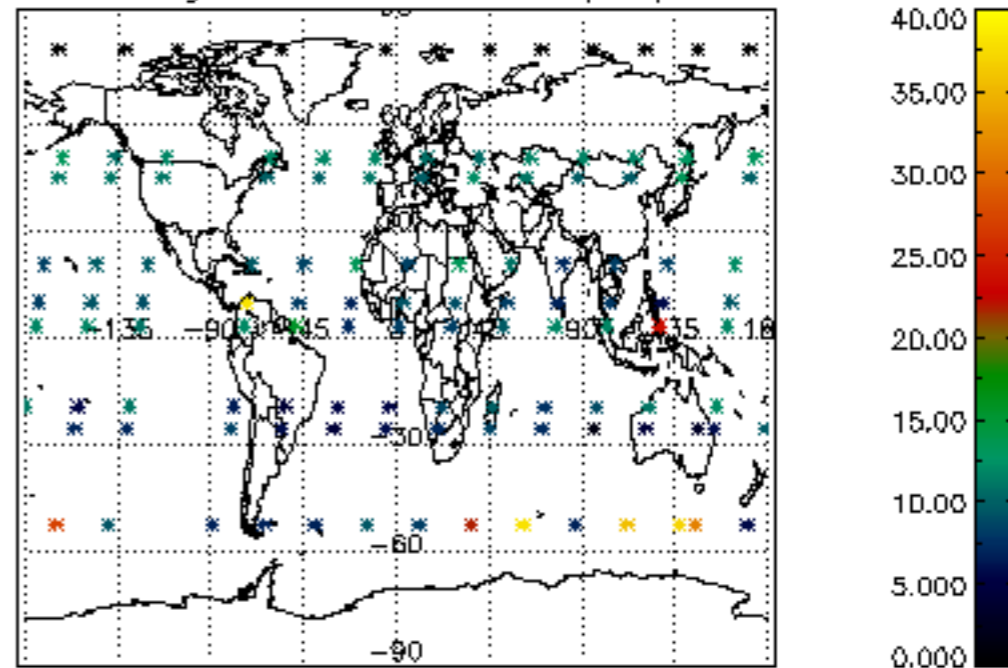
Percentage of datation errors per profile

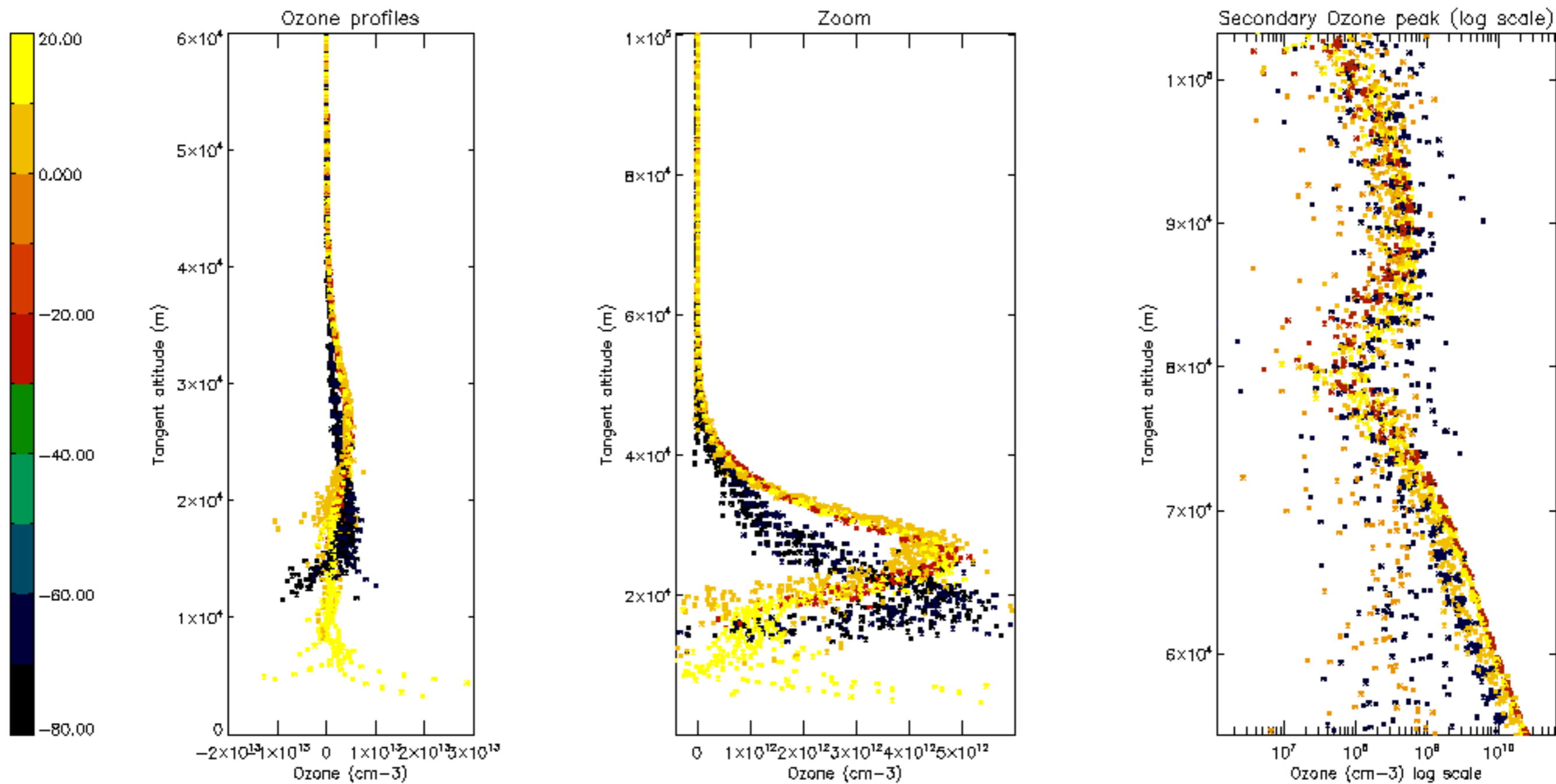


Percentage of star falling outside central band per profile

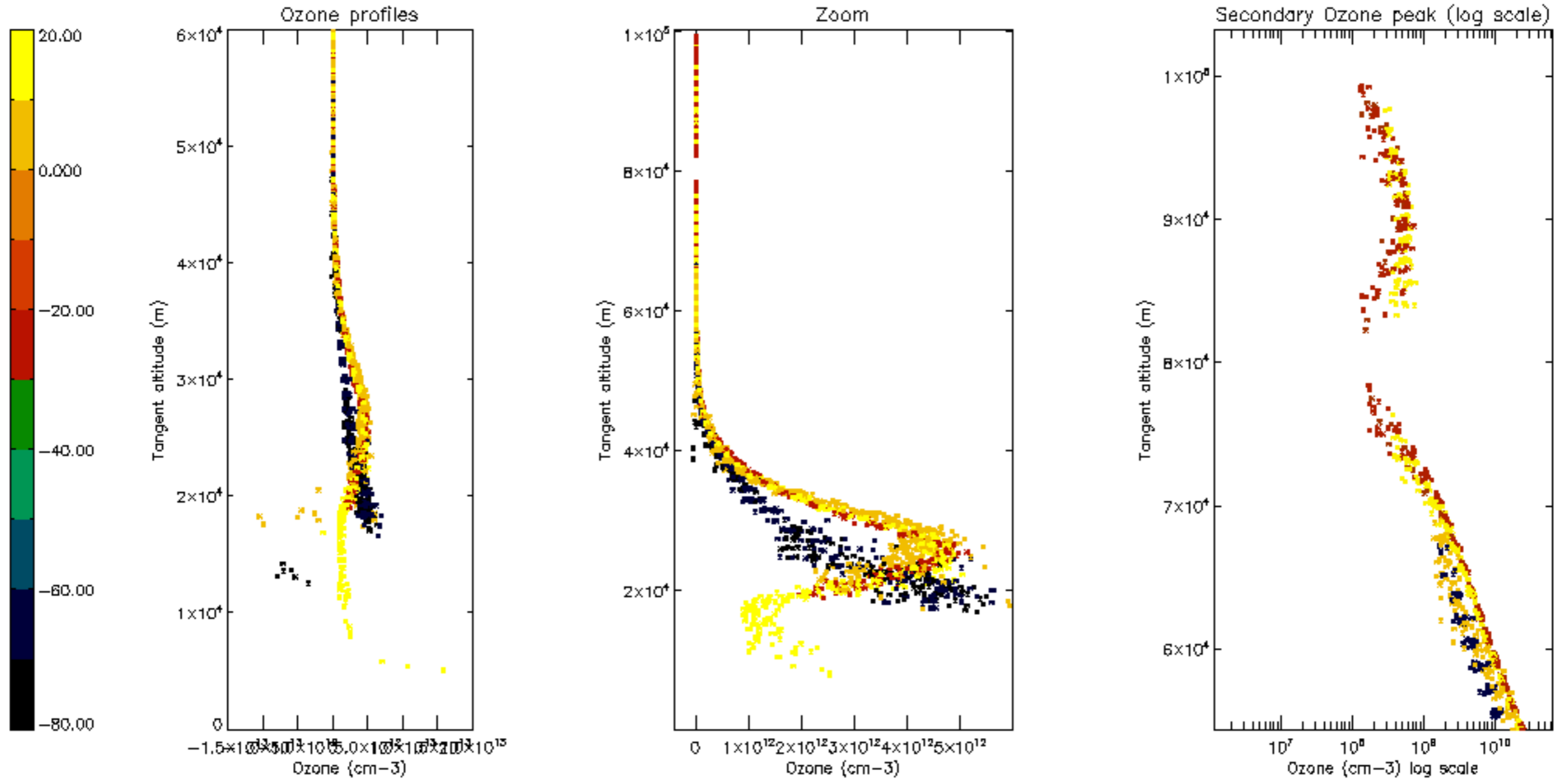


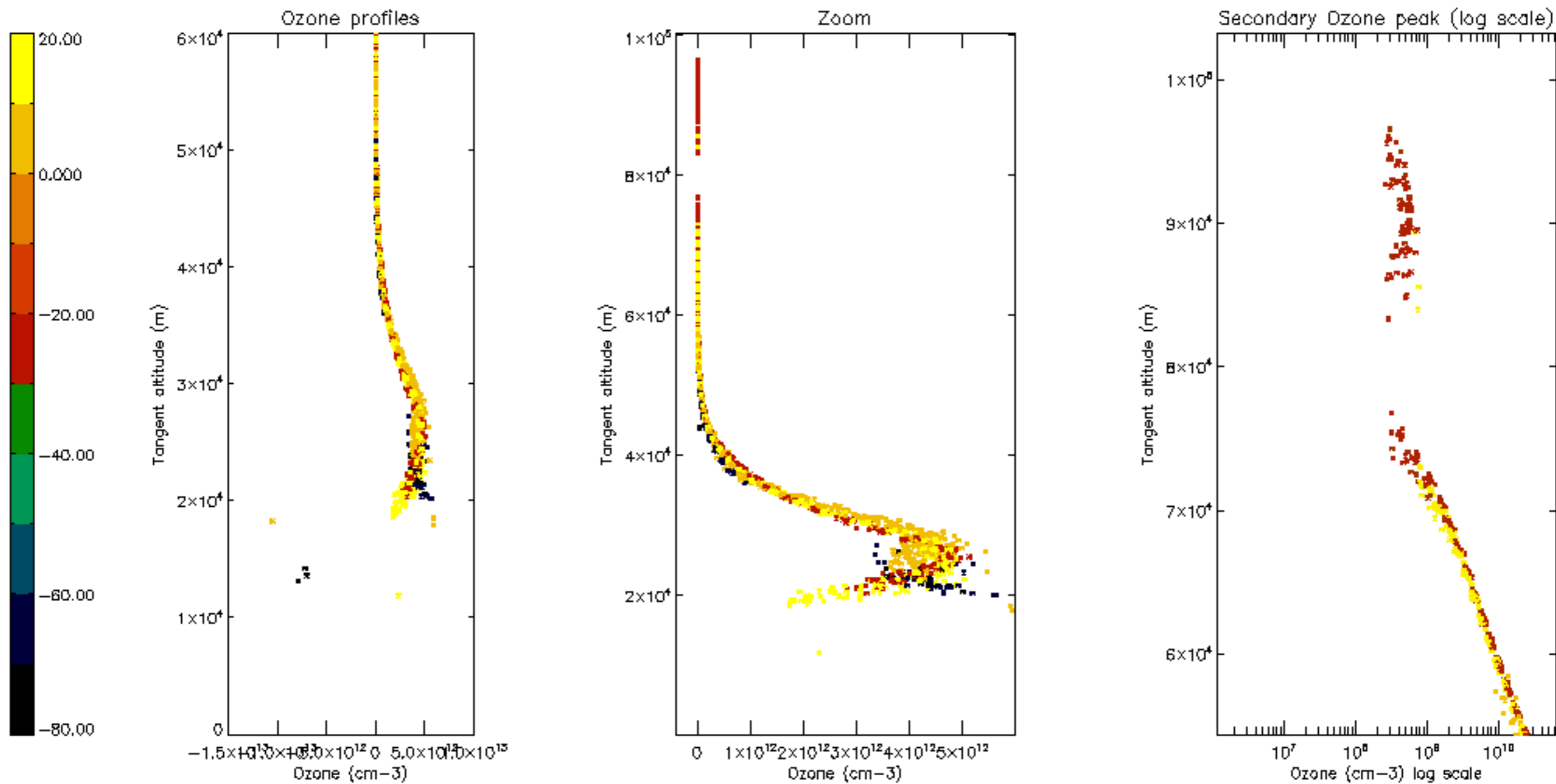
Percentage of saturation errors per profile

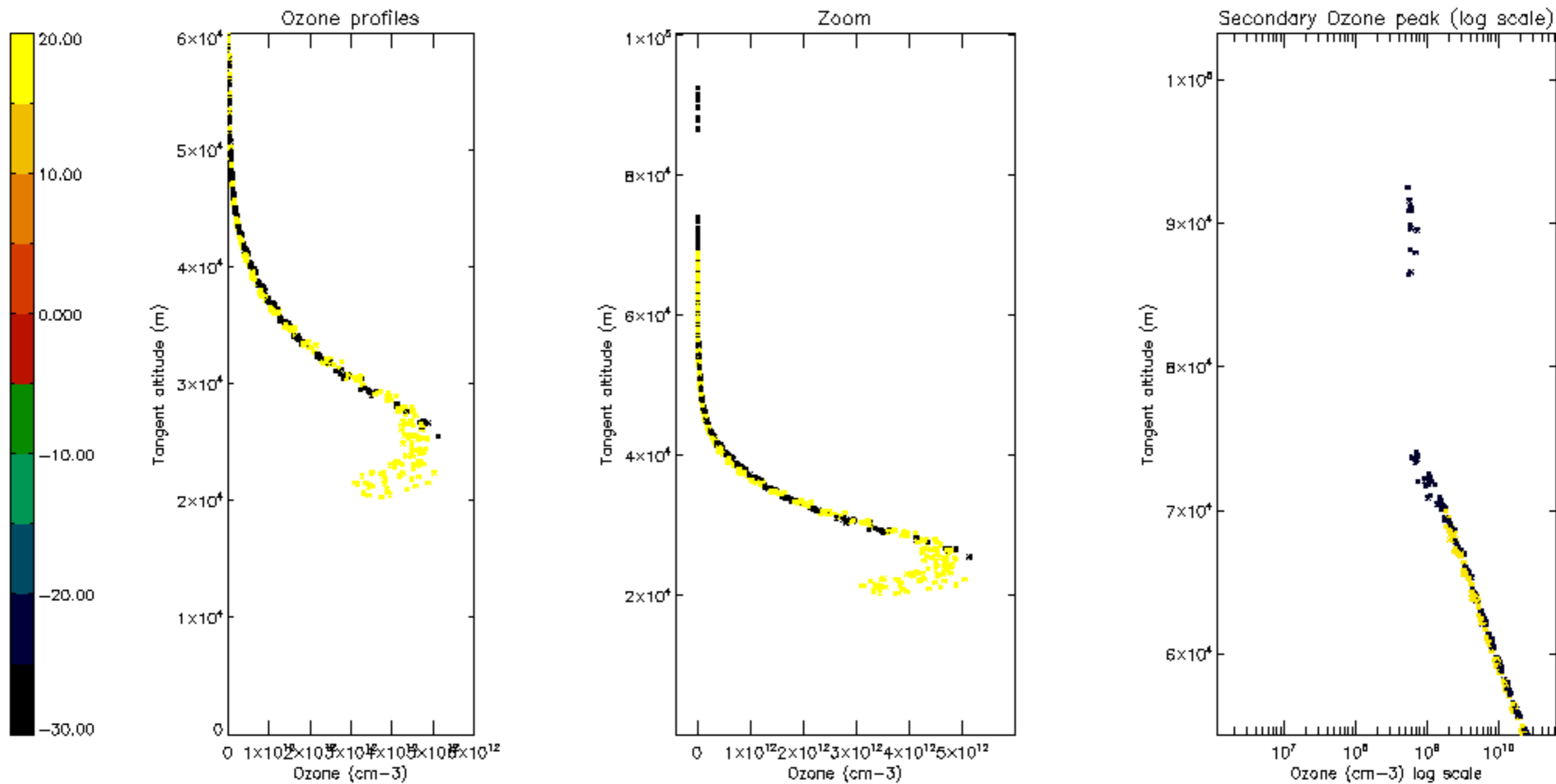


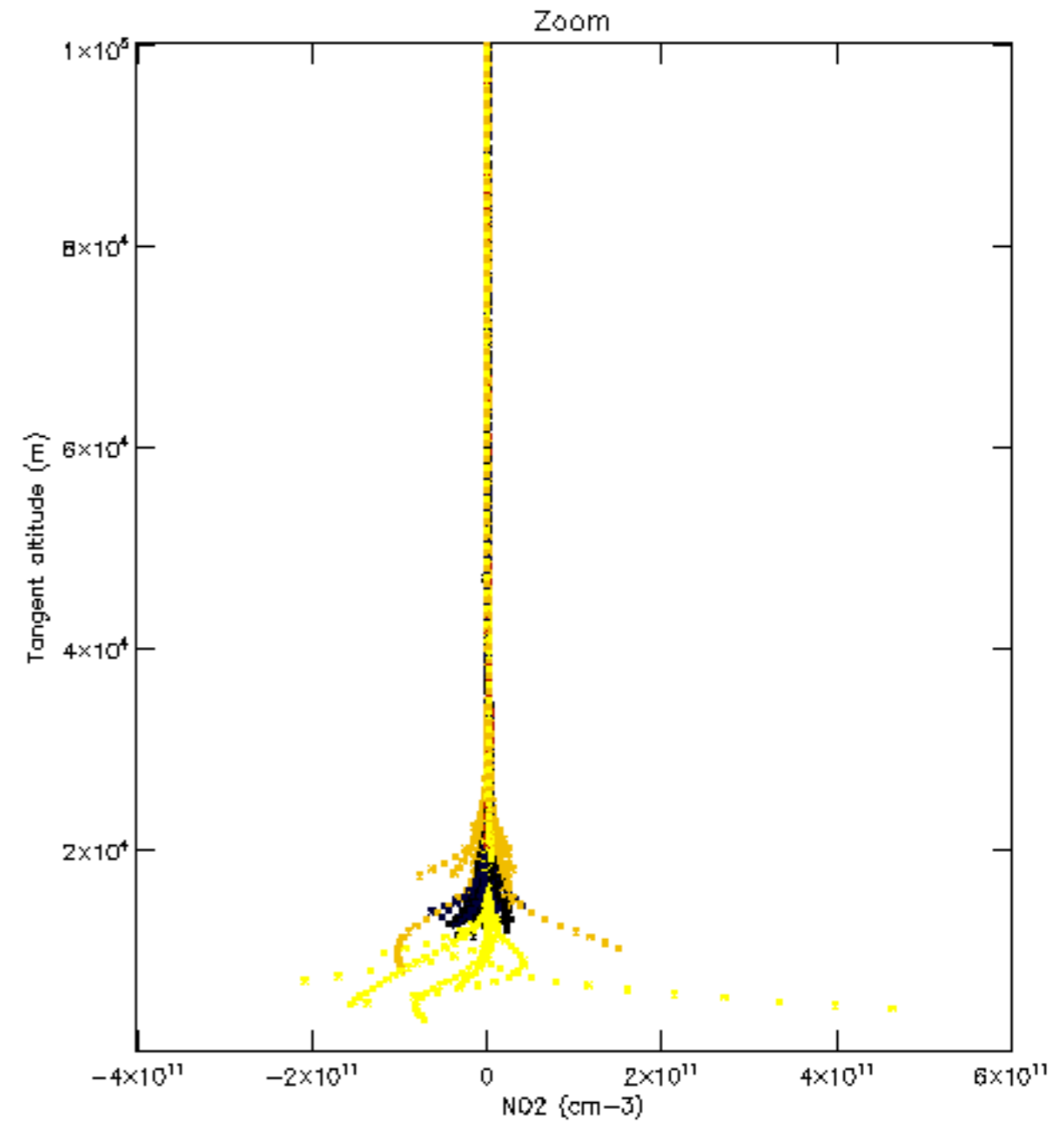
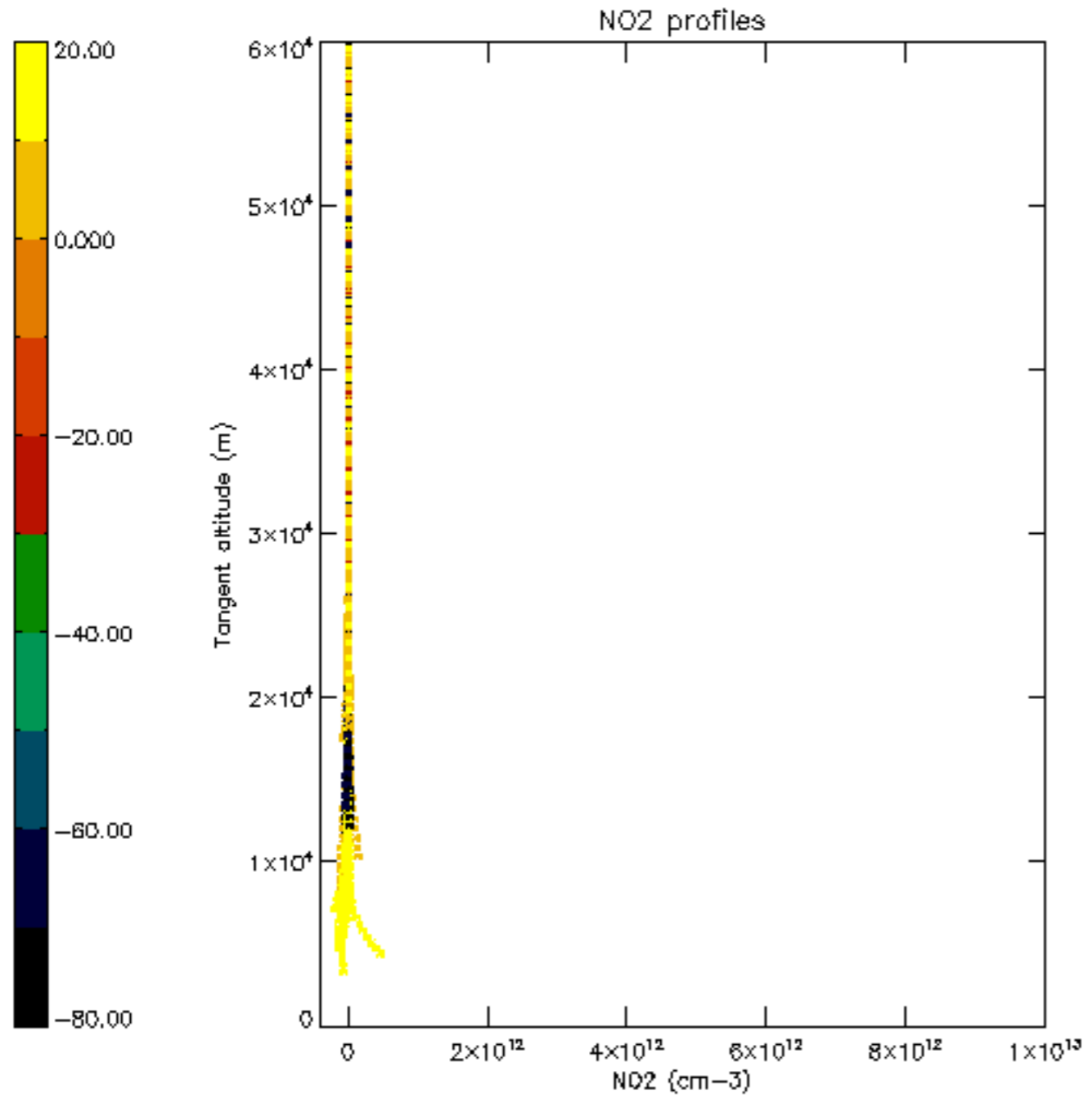




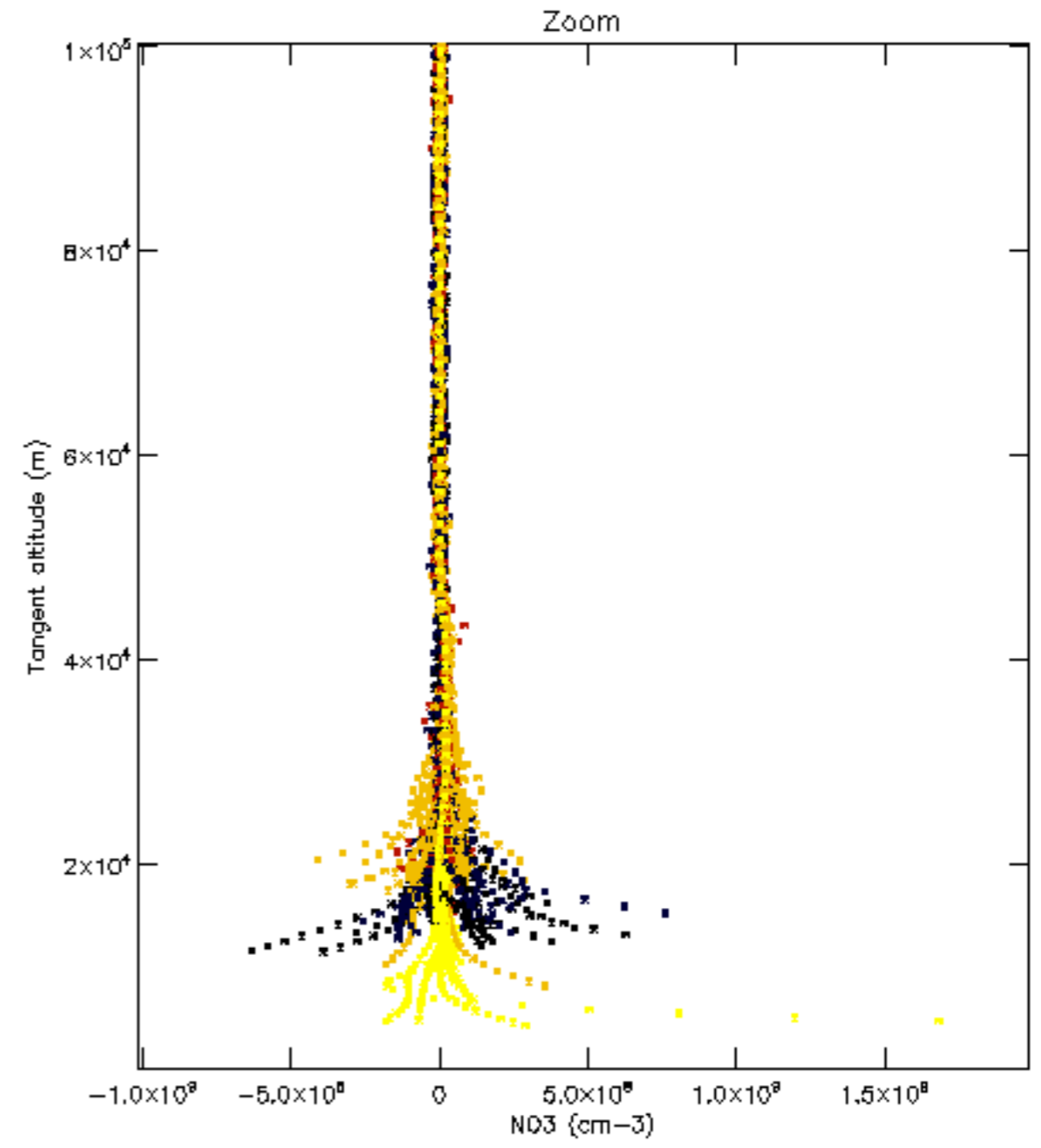
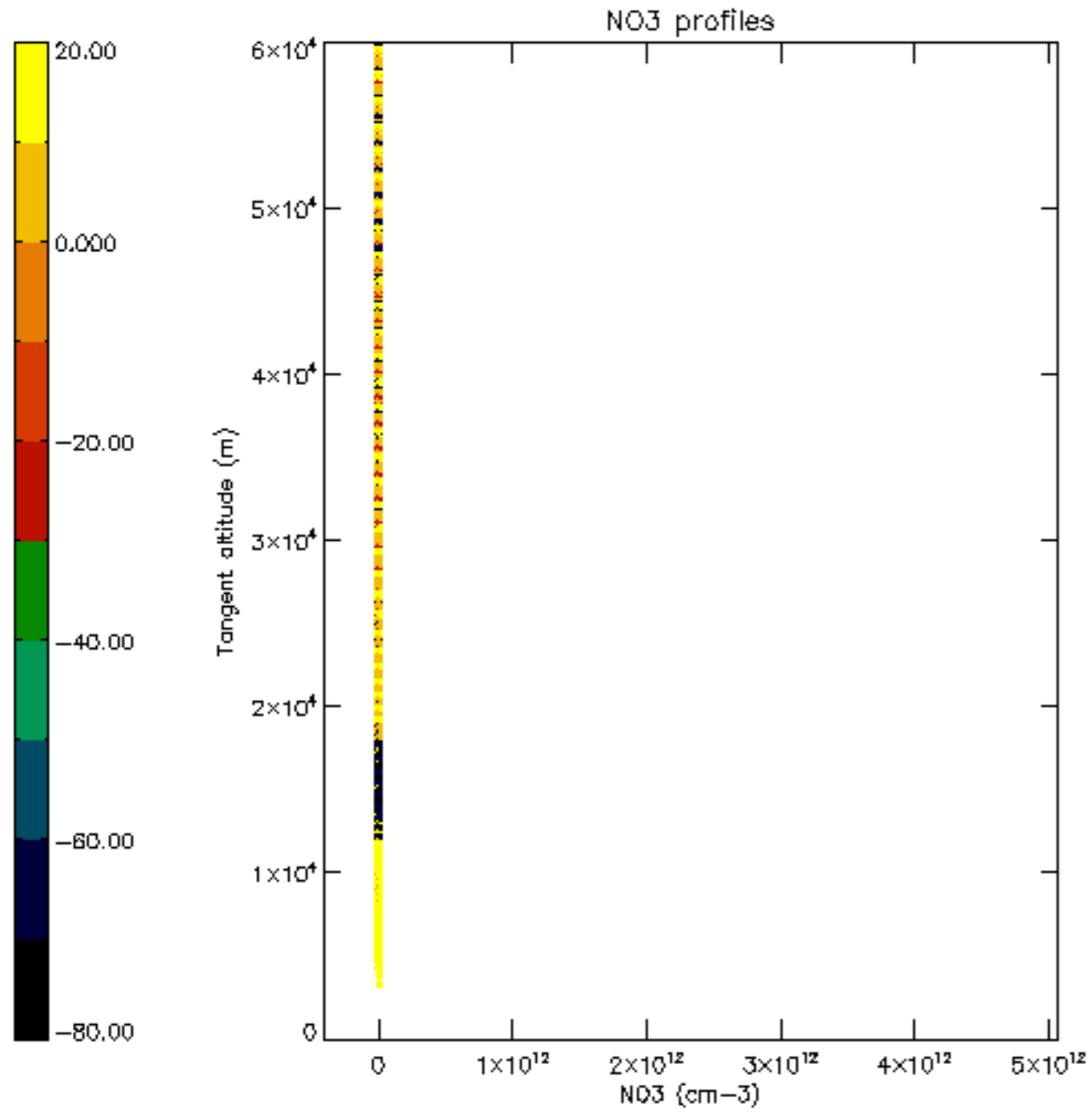


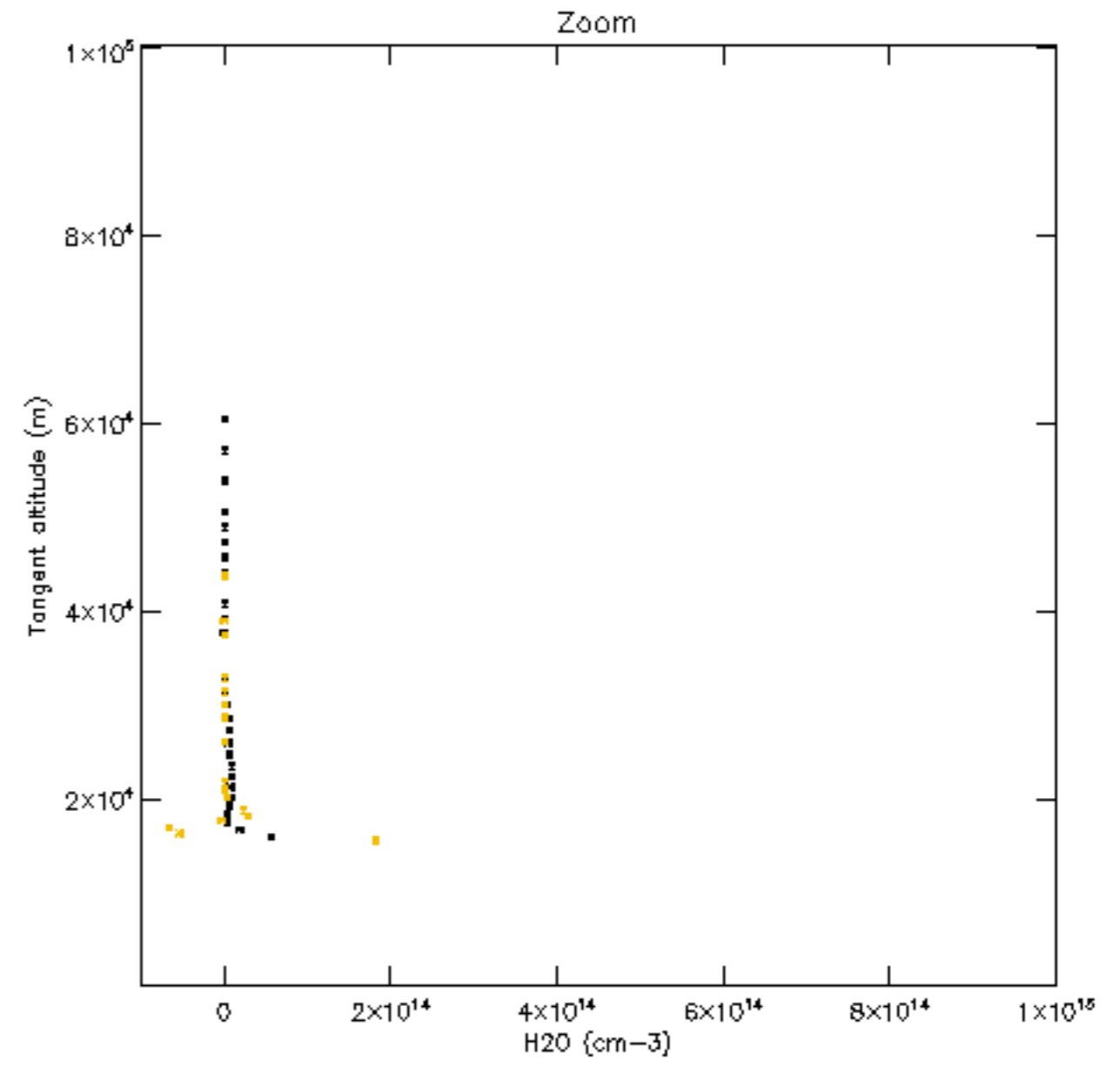
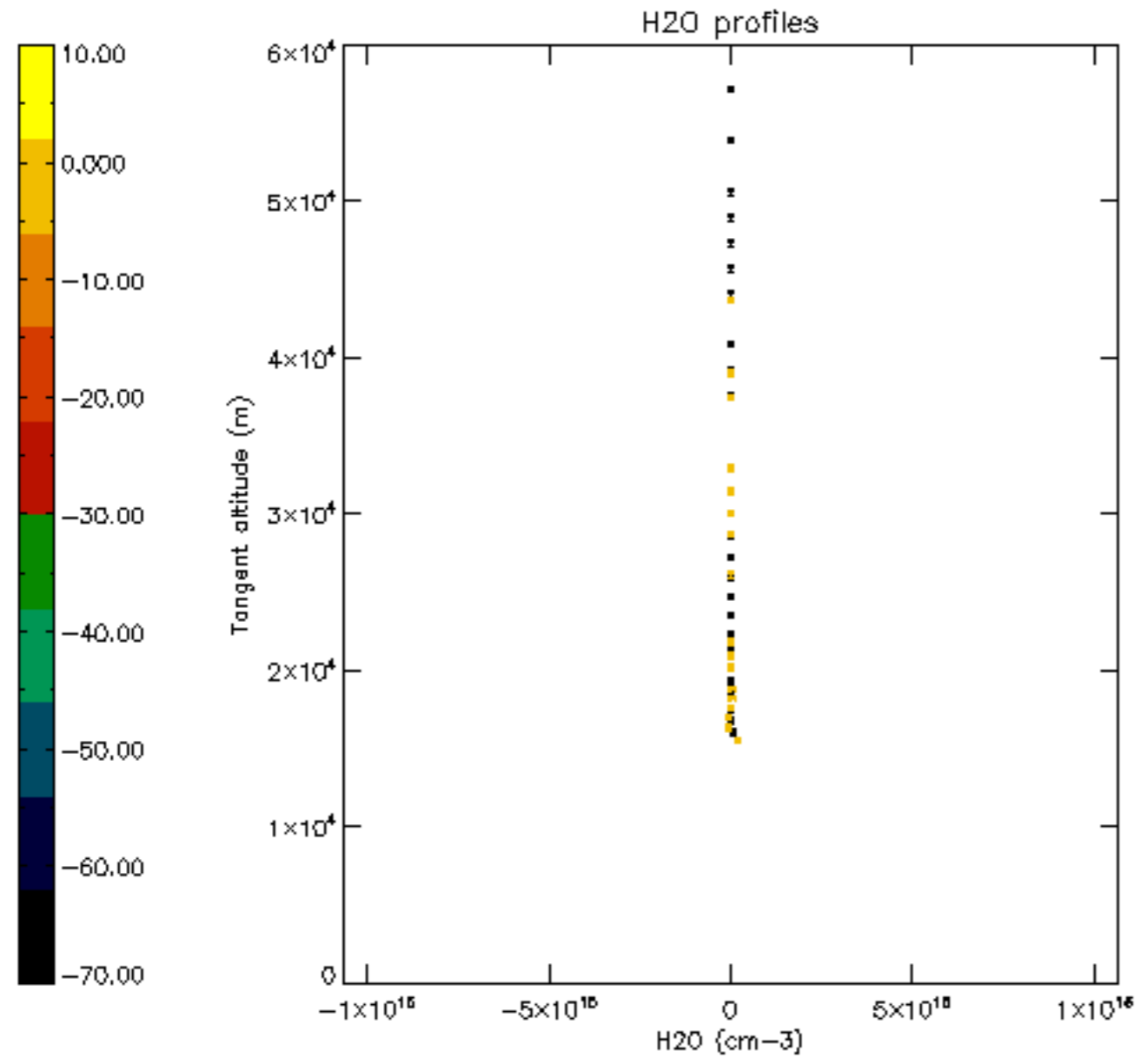


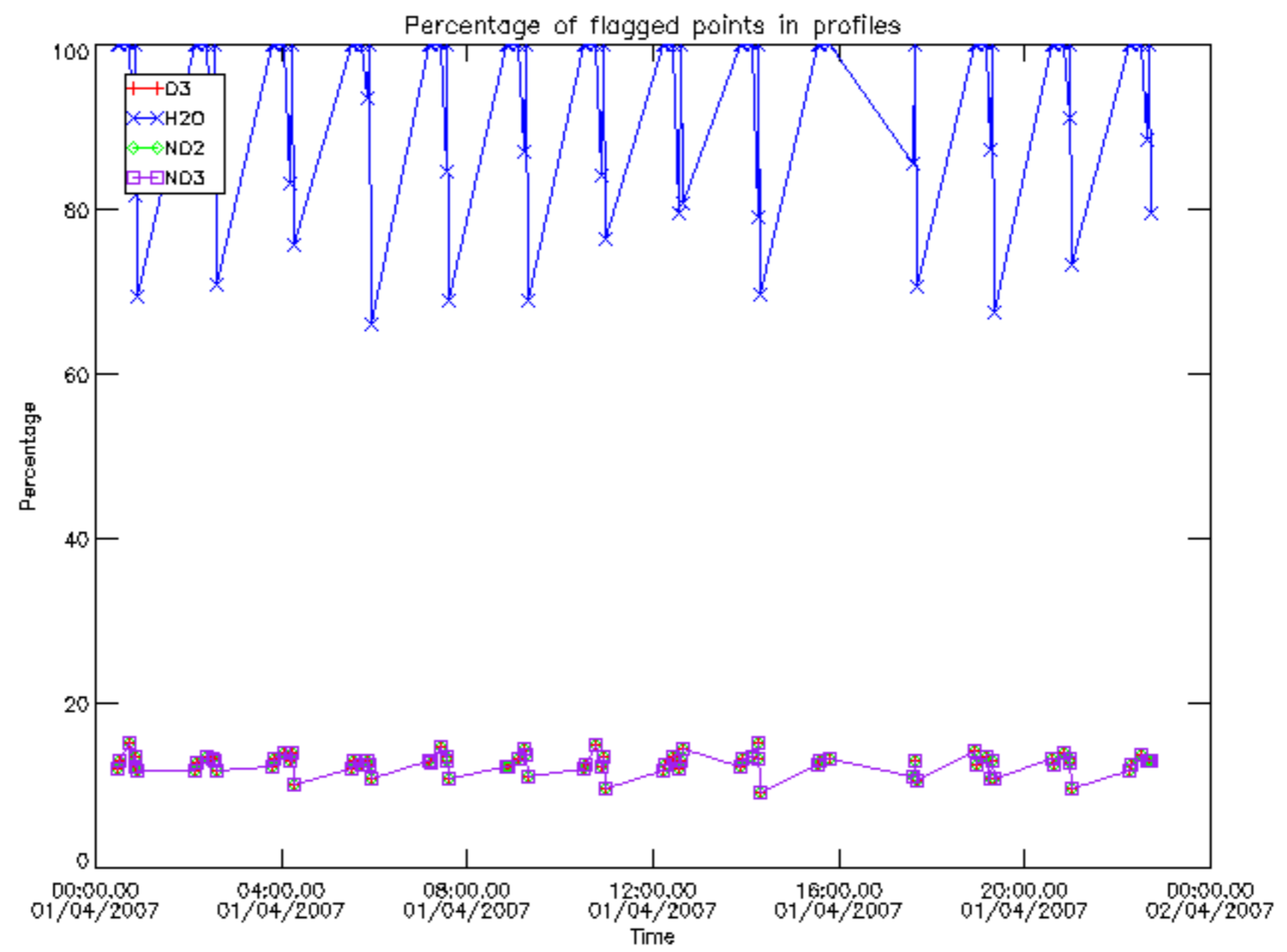




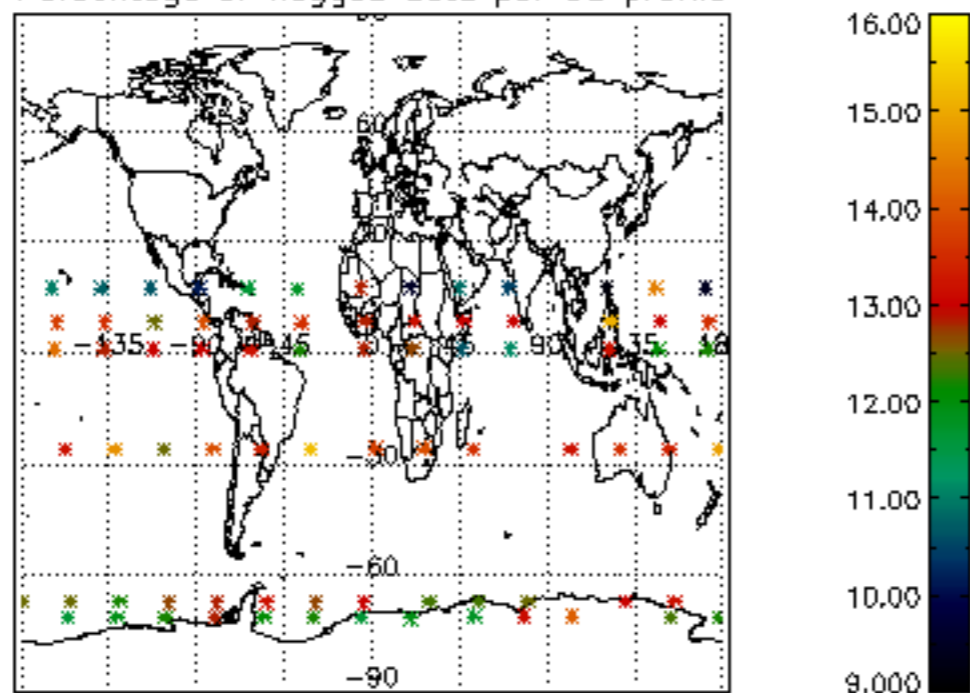




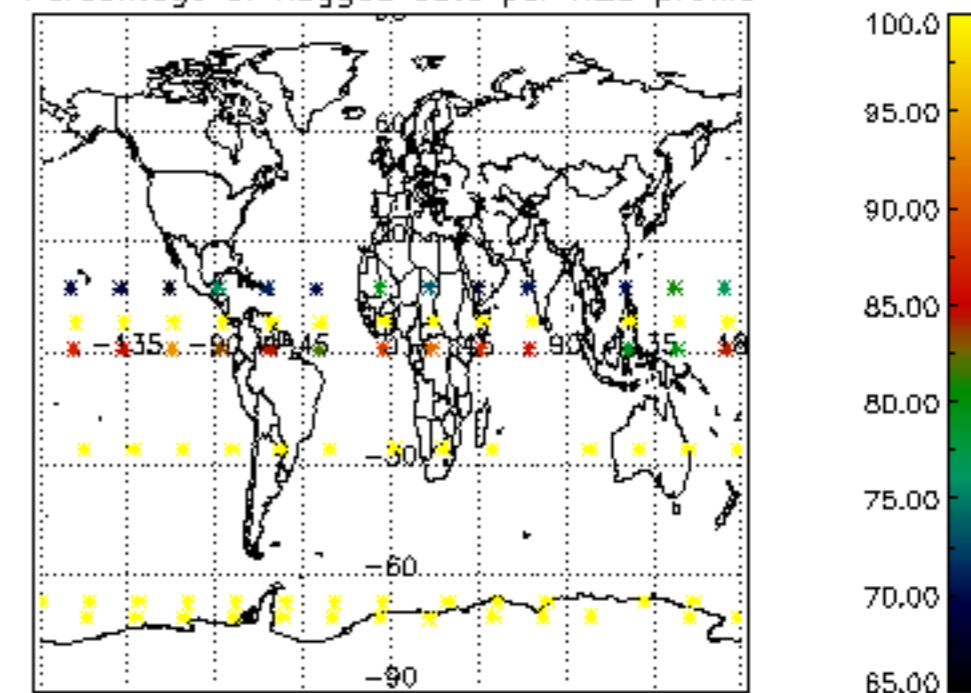




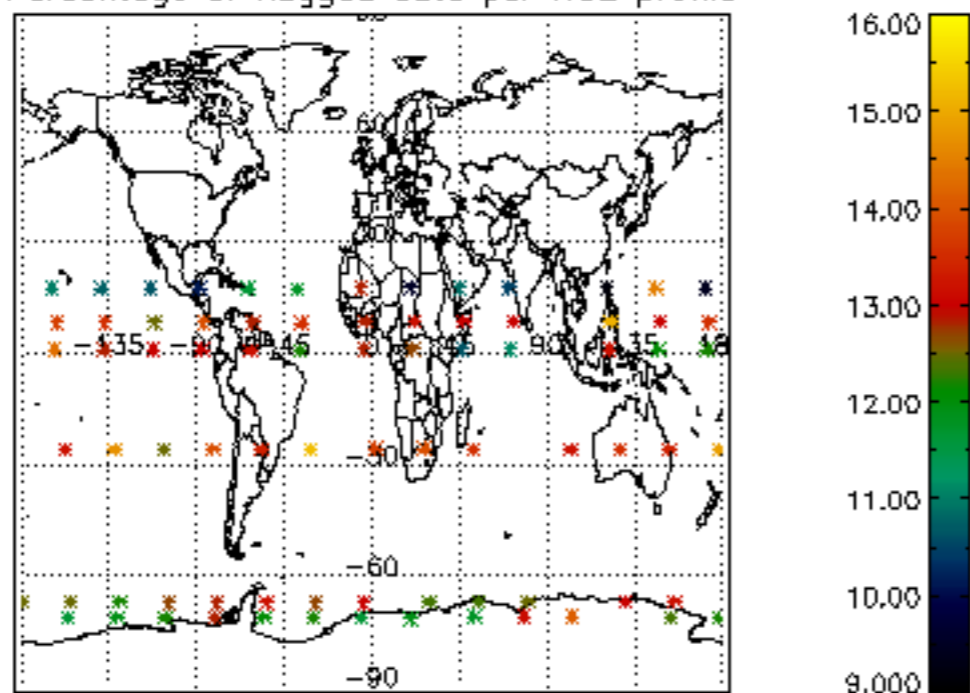
Percentage of flagged data per D3 profile



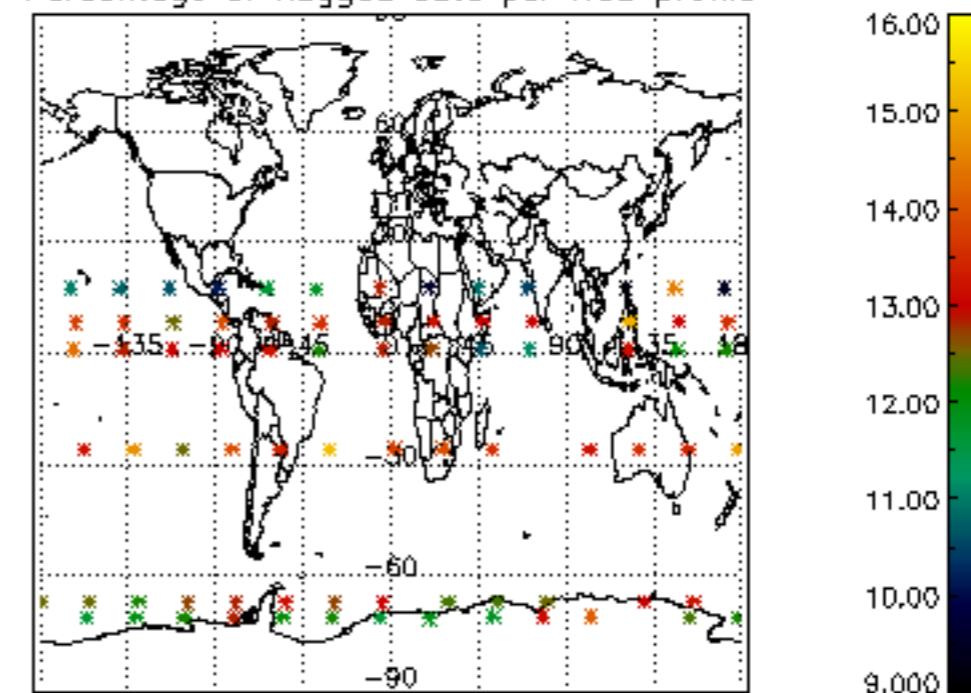
Percentage of flagged data per H2O profile



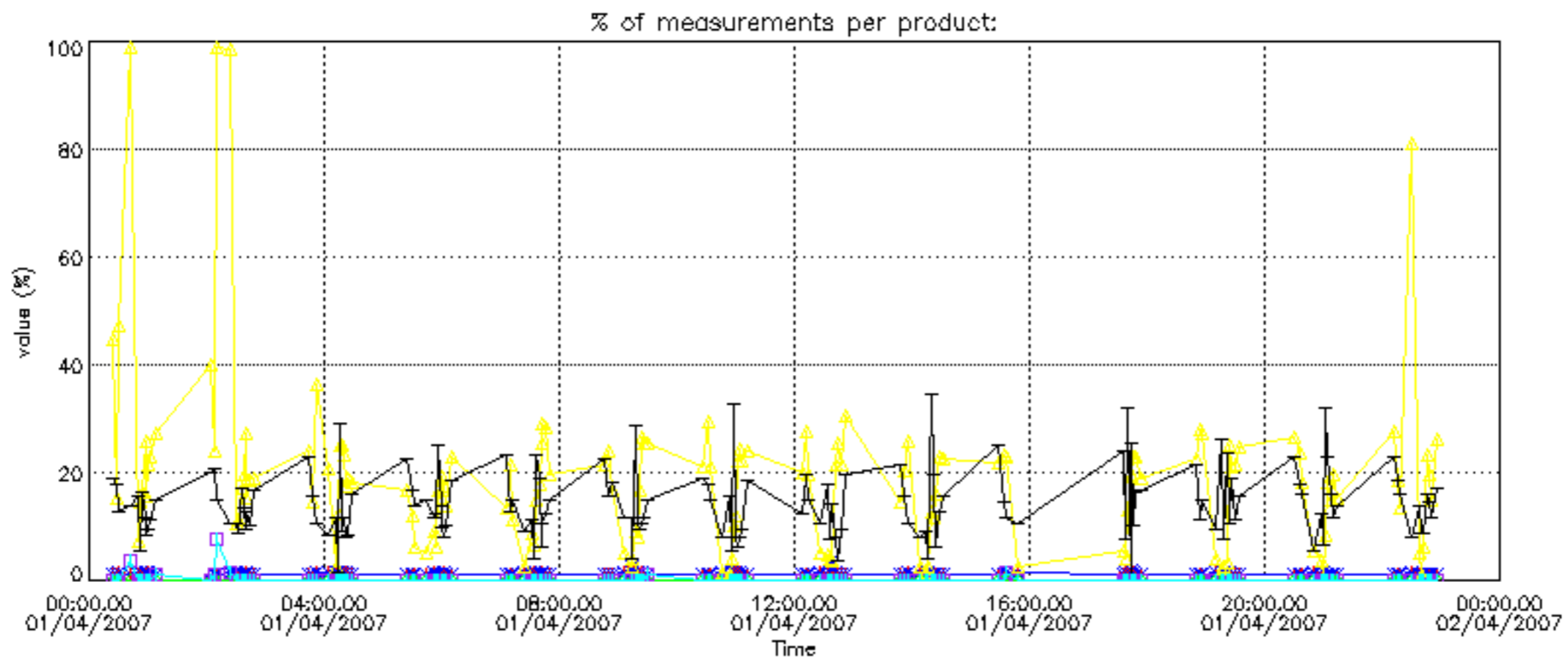
Percentage of flagged data per NO2 profile

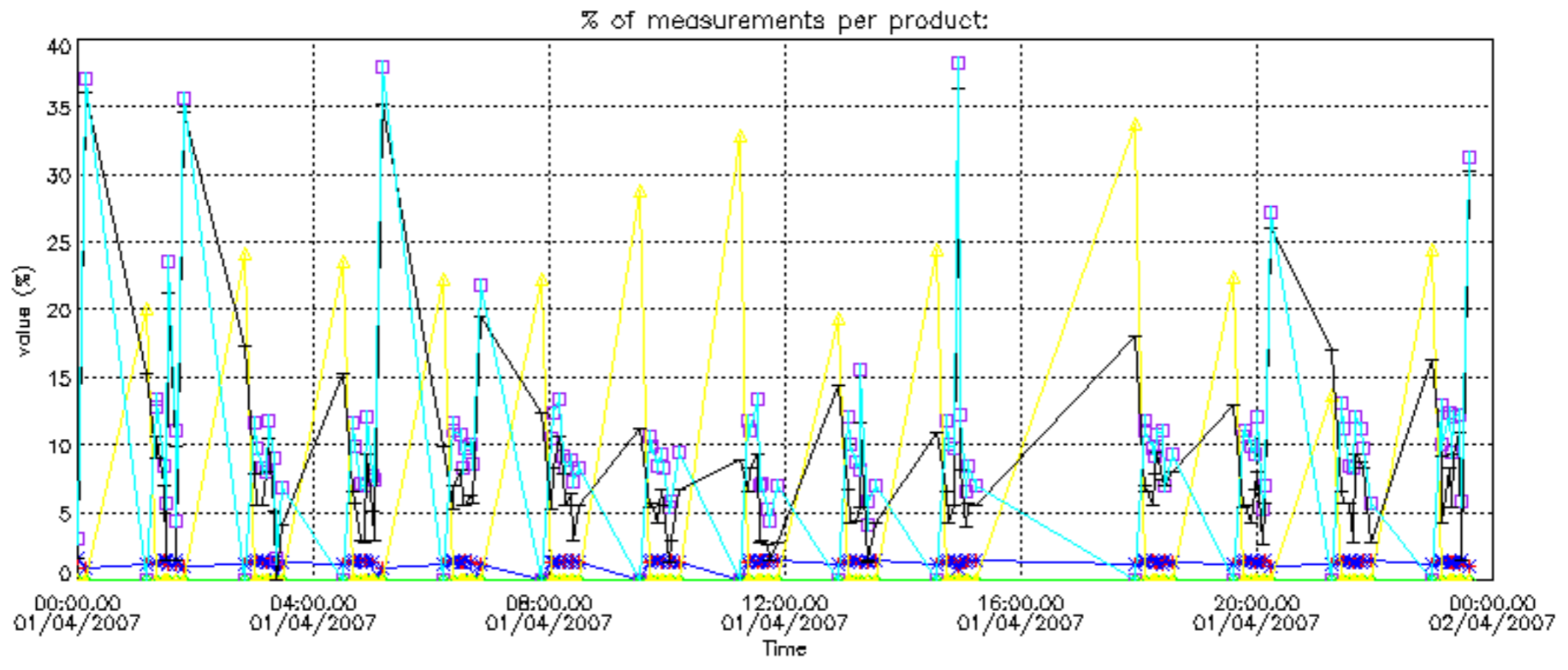


Percentage of flagged data per NO3 profile

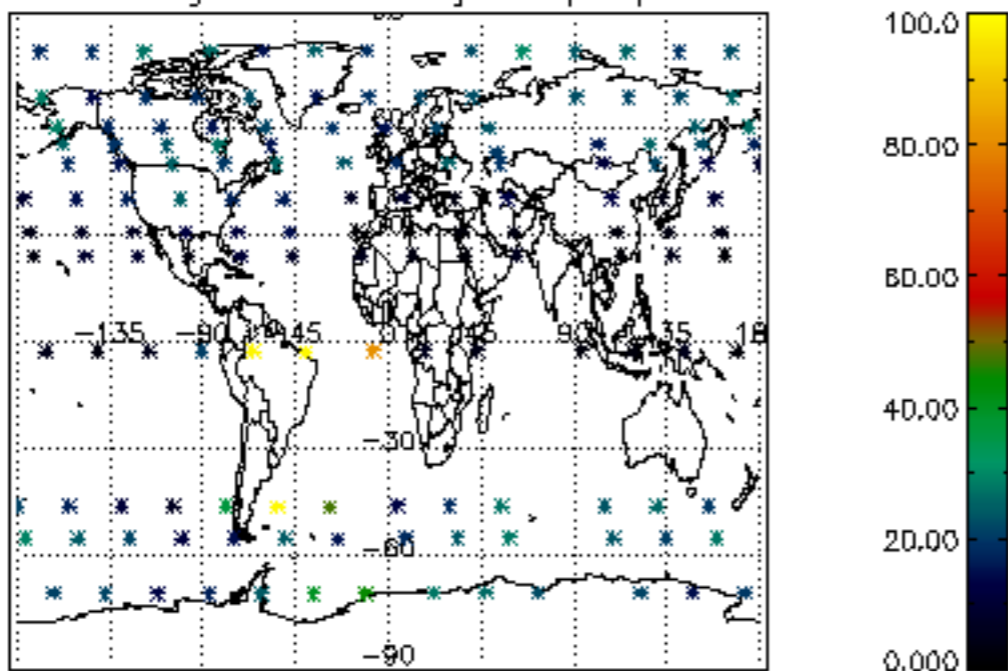




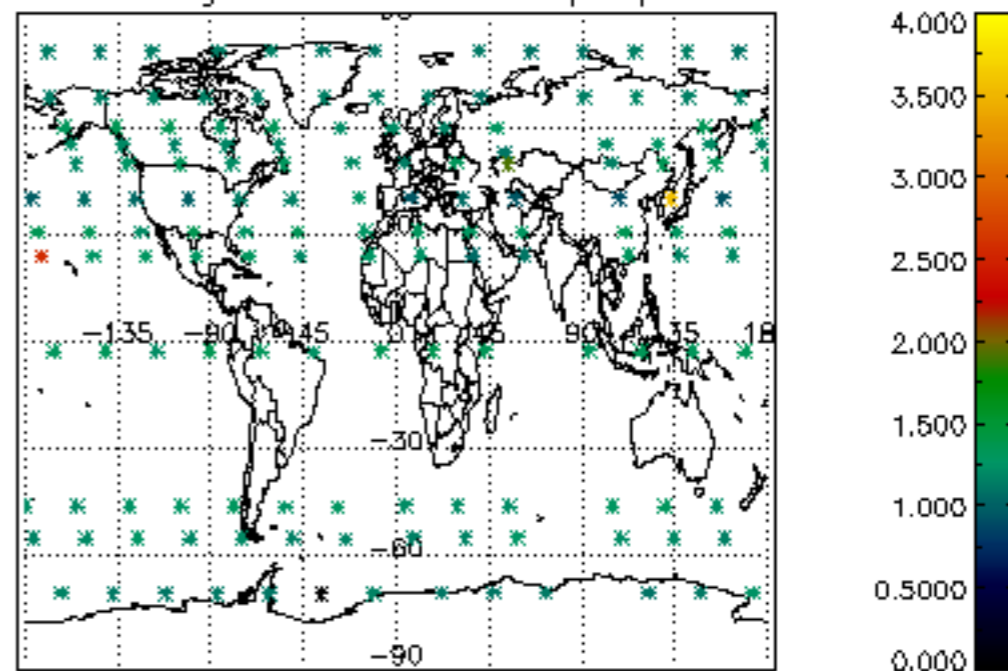




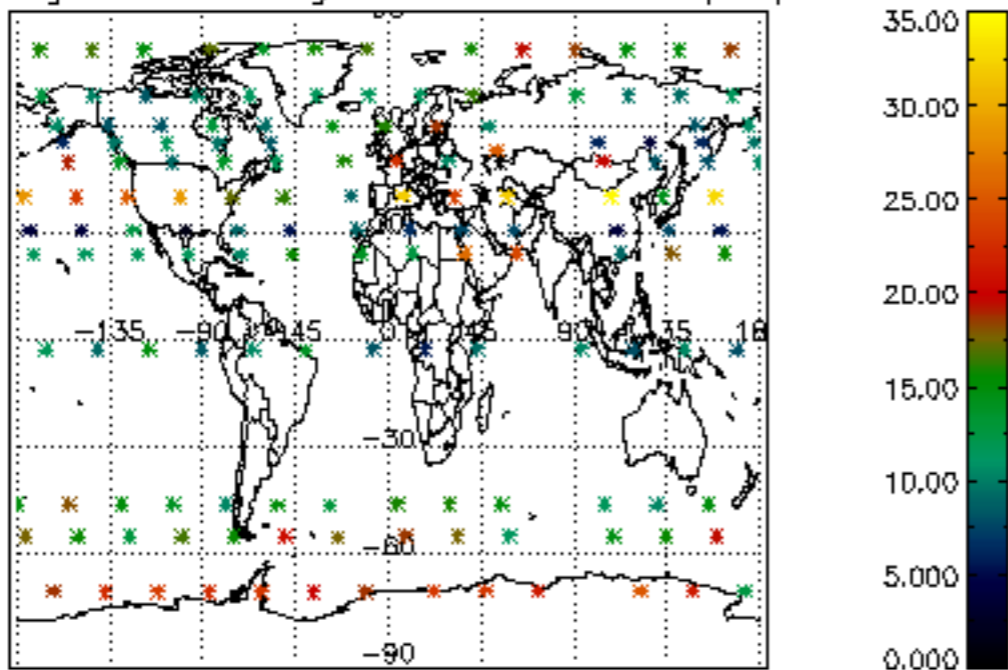
Percentage of cosmic ray hits per profile



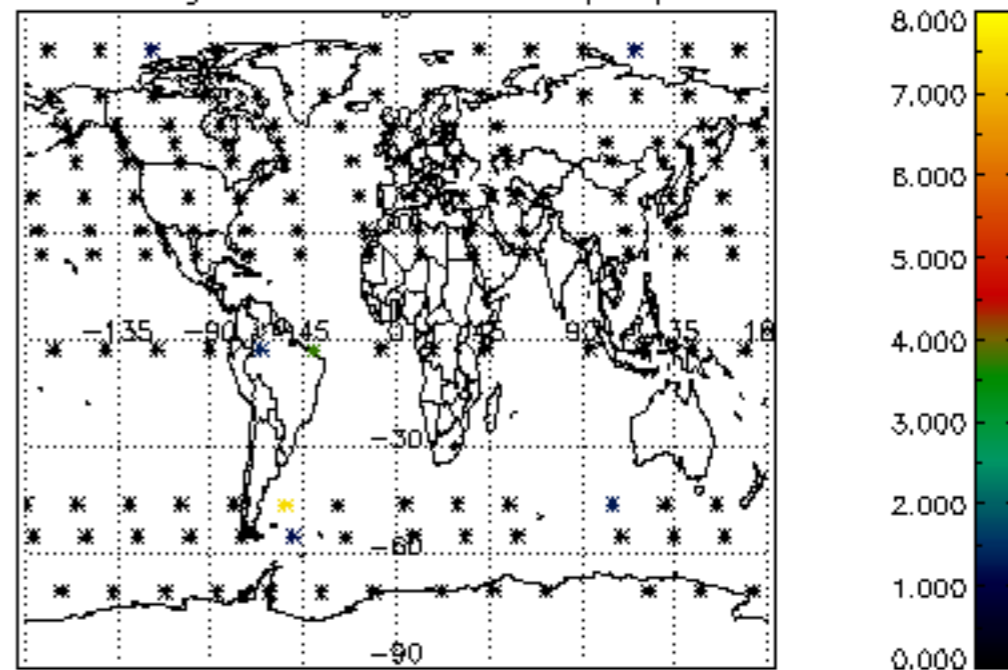
Percentage of datation errors per profile



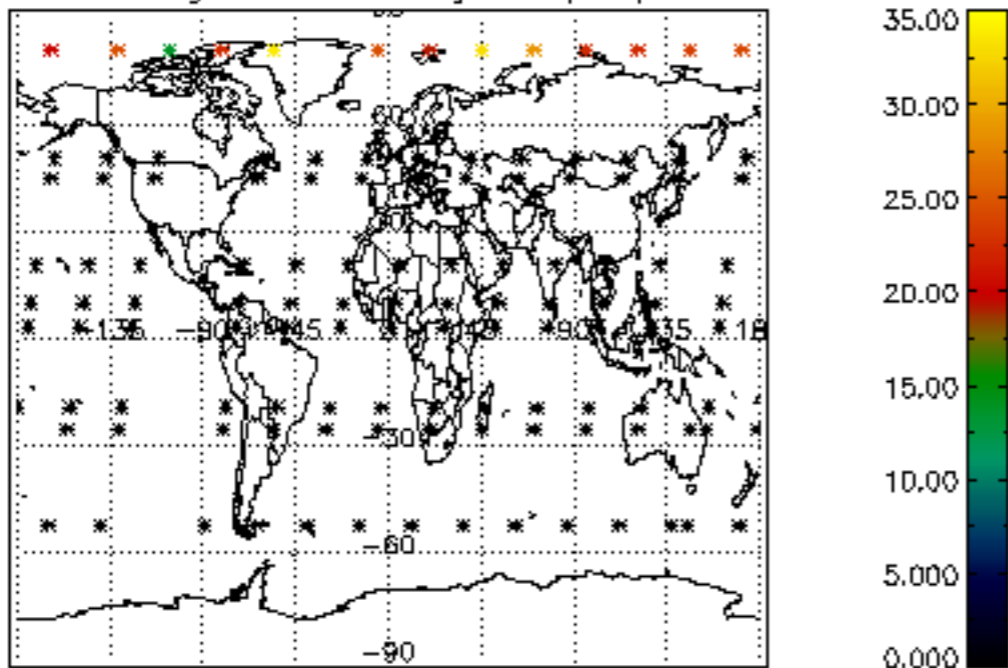
Percentage of star falling outside central band per profile



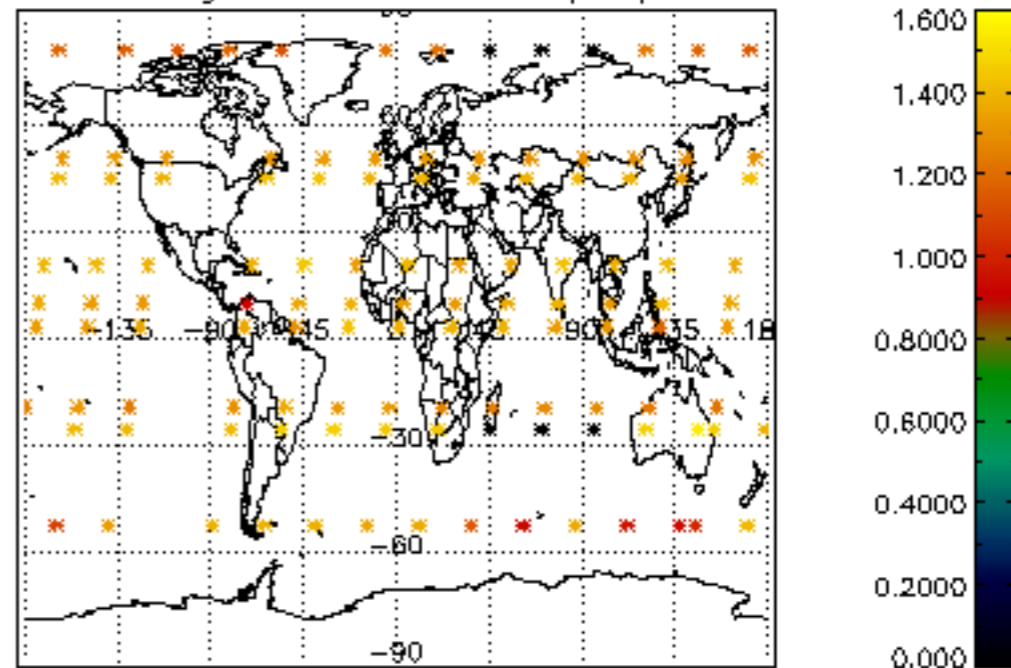
Percentage of saturation errors per profile



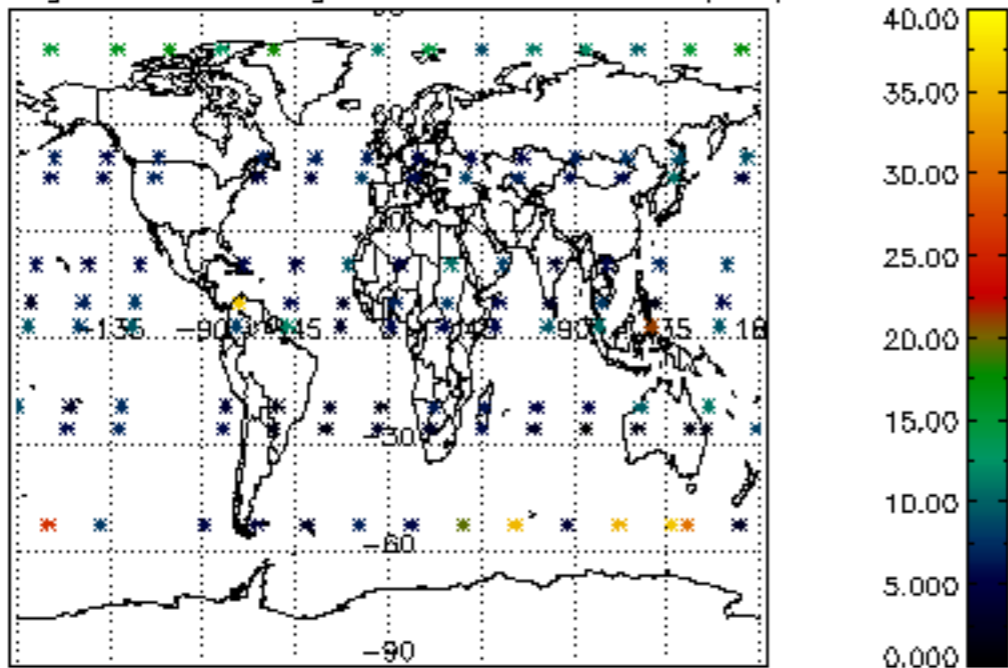
Percentage of cosmic ray hits per profile



Percentage of datation errors per profile



Percentage of star falling outside central band per profile



Percentage of saturation errors per profile

