

# GOMOS Level 2 Daily Report

## SUMMARY

### [1. General Info](#)

### [2. Summary of processed GOM\\_NL\\_2P products](#)

### [3. Level 2 Quality information per product](#)

#### [3.1 Plot of level 2 quality information per product \(time dependant\)](#)

#### [3.2 Plot of level 2 quality information per product \(world map\)](#)

### [4. Level 1 Quality information per product \(stored on level 2 products\)](#)

#### [4.1 Plot of level 1 quality information per product \(time dependant\)](#)

##### [4.1.1 Plot of level 1 quality information per product \(time dependant\): ASCENDING](#)

##### [4.1.2 Plot of level 1 quality information per product \(time dependant\): DESCENDING](#)

#### [4.2 Plot of level 1 quality information per product \(world map\)](#)

##### [4.2.1 Plot of level 1 quality information per product \(world map\): ASCENDING](#)

##### [4.2.2 Plot of level 1 quality information per product \(world map\): DESCENDING](#)

### [5. Ozone profiles based on quality statistics and other trace gas profiles](#)

#### [5.1 Ozone statistics based on quality of products](#)

#### [5.2 Plot ozone profiles for all STD \(dark without errors\)](#)

#### [5.3 Plot ozone profiles where STD < 20% \(dark without errors\)](#)

#### [5.4. Plot ozone profiles where STD < 10% \(dark without errors\)](#)

#### [5.5. Plot ozone profiles where STD < 5% \(dark without errors\)](#)

#### [5.6 Plot NO2 profiles for all STD \(dark without errors\)](#)

#### [5.7 Plot NO3 profiles for all STD \(dark without errors\)](#)

#### [5.8 Plot H2O profiles \(only for occultations of stars 1,2,3,4,13,14,16,26,63 dark without errors\) for all STD](#)

### [6. Auxiliary Data Files used for the production reported in section 2](#)

This report presents the daily analysis on parameters extracted from GOMOS level 2 data (GOM\_NL\_\_2P). It is intended to monitor some important parameters that will impact the quality of these products. A list of level 2 products (and content) that have arrived during the reporting day to the PCF is also given.

Item	Value
Time of report generation	22APR2013 17:56:10
Data source version	GOMOS/6.01
Start time of products	31-03-2007 (31MAR2007 00:00:00)
Stop time of products	01-04-2007 (01APR2007 00:00:00)
Store outputs in DB	Yes
Nb of level 2 prods	206
Nb of prods with errors	0

## 2. Summary of processed GOM\_NL\_\_2P products.

Nr	Filename	UTC Start time	Limb	Duration	Star Id	Star Name	Star Mag	Star Temp	Nb Meas	Orbit	Prod. error
1	GOM_NL__2PRFIN20070331_001159_000000352056_00460_26566_5641.N1	31-MAR-2007 00:11:59	Bright	35.000	96	68Del Leo	2.5600	9300.0	70	26566	No
2	GOM_NL__2PRFIN20070331_001850_000000362056_00460_26566_5642.N1	31-MAR-2007 00:18:50	Bright	36.000	174	52Psi UMa	3.0040	4400.0	72	26566	No
3	GOM_NL__2PRFIN20070331_002210_000000362056_00460_26566_5643.N1	31-MAR-2007 00:22:10	Bright	35.500	82	48Bet UMa	2.3650	10600.	71	26566	No
4	GOM_NL__2PRFIN20070331_002341_000000382056_00460_26566_5644.N1	31-MAR-2007 00:23:41	Bright	38.000	36	50Alp UMa	1.8000	6300.0	76	26566	No
5	GOM_NL__2PRFIN20070331_003141_000000342056_00460_26566_5645.N1	31-MAR-2007 00:31:41	Bright	33.500	49	1Alp UMi	1.9900	6300.0	67	26566	No
6	GOM_NL__2PRFIN20070331_003925_000000352056_00460_26566_5646.N1	31-MAR-2007 00:39:25	Bright	35.000	89	5Alp Cep	2.4510	8000.0	70	26566	No
7	GOM_NL__2PRFIN20070331_005443_000000432056_00460_26566_5647.N1	31-MAR-2007 00:54:43	Bright	43.000	61	8Eps Peg	2.1000	3900.0	86	26566	No
8	GOM_NL__2PRFIN20070331_005917_000000442056_00460_26566_5648.N1	31-MAR-2007 00:59:17	Twilight	44.000	154	22Bet Aqr	2.8990	5700.0	88	26566	No
9	GOM_NL__2PRFIN20070331_010152_000000412056_00460_26566_5649.N1	31-MAR-2007 01:01:52	Dark	41.000	142	49Del Cap	2.8500	8900.0	82	26566	No
10	GOM_NL__2PRFIN20070331_011405_000000382056_00460_26566_5650.N1	31-MAR-2007 01:14:05	Dark	37.500	45	Alp Pav	1.9400	26000.	75	26566	No
11	GOM_NL__2PRFIN20070331_012017_000000412056_00461_26567_5669.N1	31-MAR-2007 01:20:17	Dark	41.000	141	Bet Ara	2.8400	4600.0	82	26567	No
12	GOM_NL__2PRFIN20070331_012135_000000422056_00461_26567_5670.N1	31-MAR-2007 01:21:35	Dark	41.500	43	Alp TrA	1.9100	4250.0	83	26567	No
13	GOM_NL__2PRFIN20070331_012324_000000392056_00461_26567_5671.N1	31-MAR-2007 01:23:24	Dark	39.000	134	Bet TrA	2.8100	6600.0	78	26567	No
14	GOM_NL__2PRFIN20070331_012603_000000442056_00461_26567_5672.N1	31-MAR-2007 01:26:03	Dark	43.500	4	Alp1Cen	-0.010000	5800.0	87	26567	No
15	GOM_NL__2PRFIN20070331_012825_000000432056_00461_26567_5673.N1	31-MAR-2007 01:28:25	Straylight	42.500	12	Alp1Cru	0.77500	30000.	85	26567	No
16	GOM_NL__2PRFIN20070331_012951_000000402056_00461_26567_5674.N1	31-MAR-2007 01:29:51	Straylight	39.500	26	Gam Cru	1.6240	2900.0	79	26567	No
17	GOM_NL__2PRFIN20070331_013146_000000402056_00461_26567_5675.N1	31-MAR-2007 01:31:46	Straylight	40.000	64	Gam Cen	2.2000	10600.	80	26567	No
18	GOM_NL__2PRFIN20070331_013945_000000432056_00461_26567_5676.N1	31-MAR-2007 01:39:45	Tw_and_stray	43.000	171	2Eps Crv	3.0010	4250.0	86	26567	No
19	GOM_NL__2PRFIN20070331_015235_000000372056_00461_26567_5677.N1	31-MAR-2007 01:52:35	Bright	36.500	96	68Del Leo	2.5600	9300.0	73	26567	No
20	GOM_NL__2PRFIN20070331_015926_000000362056_00461_26567_5678.N1	31-MAR-2007 01:59:26	Bright	35.500	174	52Psi UMa	3.0040	4400.0	71	26567	No
21	GOM_NL__2PRFIN20070331_020246_000000352056_00461_26567_5679.N1	31-MAR-2007 02:02:46	Bright	34.500	82	48Bet UMa	2.3650	10600.	69	26567	No
22	GOM_NL__2PRFIN20070331_020417_000000372056_00461_26567_5680.N1	31-MAR-2007 02:04:17	Bright	37.000	36	50Alp UMa	1.8000	6300.0	74	26567	No
23	GOM_NL__2PRFIN20070331_021217_000000332056_00461_26567_5681.N1	31-MAR-2007 02:12:17	Bright	32.500	49	1Alp UMi	1.9900	6300.0	65	26567	No
24	GOM_NL__2PRFIN20070331_022001_000000372056_00461_26567_5682.N1	31-MAR-2007 02:20:01	Bright	36.500	89	5Alp Cep	2.4510	8000.0	73	26567	No
25	GOM_NL__2PRFIN20070331_023520_000000452056_00461_26567_5683.N1	31-MAR-2007 02:35:20	Bright	44.500	61	8Eps Peg	2.1000	3900.0	89	26567	No
26	GOM_NL__2PRFIN20070331_023953_000000442056_00461_26567_5684.N1	31-MAR-2007 02:39:53	Dark	43.500	154	22Bet Aqr	2.8990	5700.0	87	26567	No
27	GOM_NL__2PRFIN20070331_024229_000000392056_00461_26567_5685.N1	31-MAR-2007 02:42:29	Dark	39.000	142	49Del Cap	2.8500	8900.0	78	26567	No
28	GOM_NL__2PRFIN20070331_025441_000000392056_00461_26567_5686.N1	31-MAR-2007 02:54:41	Dark	38.500	45	Alp Pav	1.9400	26000.	77	26567	No
29	GOM_NL__2PRFIN20070331_030211_000000402056_00462_26568_5681.N1	31-MAR-2007 03:02:11	Dark	39.500	43	Alp TrA	1.9100	4250.0	79	26568	No
30	GOM_NL__2PRFIN20070331_030400_000000402056_00462_26568_5682.N1	31-MAR-2007 03:04:00	Dark	39.500	134	Bet TrA	2.8100	6600.0	79	26568	No
31	GOM_NL__2PRFIN20070331_030640_000000442056_00462_26568_5683.N1	31-MAR-2007 03:06:40	Dark	43.500	4	Alp1Cen	-0.010000	5800.0	87	26568	No
32	GOM_NL__2PRFIN20070331_030901_000000442056_00462_26568_5684.N1	31-MAR-2007 03:09:01	Straylight	43.500	12	Alp1Cru	0.77500	30000.	87	26568	No
33	GOM_NL__2PRFIN20070331_031027_000000442056_00462_26568_5685.N1	31-MAR-2007 03:10:27	Straylight	44.000	26	Gam Cru	1.6240	2900.0	88	26568	No
34	GOM_NL__2PRFIN20070331_031223_000000402056_00462_26568_5686.N1	31-MAR-2007 03:12:23	Straylight	39.500	64	Gam Cen	2.2000	10600.	79	26568	No
35	GOM_NL__2PRFIN20070331_032021_000000452056_00462_26568_5687.N1	31-MAR-2007 03:20:21	Tw_and_stray	45.000	171	2Eps Crv	3.0010	4250.0	90	26568	No
36	GOM_NL__2PRFIN20070331_033311_000000362056_00462_26568_5688.N1	31-MAR-2007 03:33:11	Bright	36.000	96	68Del Leo	2.5600	9300.0	72	26568	No
37	GOM_NL__2PRFIN20070331_034001_000000372056_00462_26568_5689.N1	31-MAR-2007 03:40:01	Bright	36.500	174	52Psi UMa	3.0040	4400.0	73	26568	No
38	GOM_NL__2PRFIN20070331_034321_000000362056_00462_26568_5690.N1	31-MAR-2007 03:43:21	Bright	35.500	82	48Bet UMa	2.3650	10600.	71	26568	No
39	GOM_NL__2PRFIN20070331_034453_000000372056_00462_26568_5691.N1	31-MAR-2007 03:44:53	Bright	37.000	36	50Alp UMa	1.8000	6300.0	74	26568	No
40	GOM_NL__2PRFIN20070331_035253_000000332056_00462_26568_5692.N1	31-MAR-2007 03:52:53	Bright	32.500	49	1Alp UMi	1.9900	6300.0	65	26568	No
41	GOM_NL__2PRFIN20070331_040037_000000482056_00462_26568_5693.N1	31-MAR-2007 04:00:37	Bright	48.000	89	5Alp Cep	2.4510	8000.0	96	26568	No
42	GOM_NL__2PRFIN20070331_041556_000000452056_00462_26568_5694.N1	31-MAR-2007 04:15:56	Bright	45.000	61	8Eps Peg	2.1000	3900.0	90	26568	No

43	GOM_NL__2PRFIN20070331_042029_000000432056_00462_26568_5695.N1	31-MAR-2007 04:20:29	Dark	43.000	154	22Bet Aqr	2.8990	5700.0	86	26568	No
44	GOM_NL__2PRFIN20070331_042305_000000402056_00462_26568_5696.N1	31-MAR-2007 04:23:05	Dark	40.000	142	49Del Cap	2.8500	8900.0	80	26568	No
45	GOM_NL__2PRFIN20070331_043518_000000382056_00462_26568_5697.N1	31-MAR-2007 04:35:18	Dark	37.500	45	Alp Pav	1.9400	26000.	75	26568	No
46	GOM_NL__2PRFIN20070331_044248_000000492056_00463_26569_5695.N1	31-MAR-2007 04:42:48	Dark	49.000	43	Alp TrA	1.9100	4250.0	98	26569	No
47	GOM_NL__2PRFIN20070331_044437_000000372056_00463_26569_5696.N1	31-MAR-2007 04:44:37	Dark	37.000	134	Bet TrA	2.8100	6600.0	74	26569	No
48	GOM_NL__2PRFIN20070331_044716_000000442056_00463_26569_5697.N1	31-MAR-2007 04:47:16	Dark	43.500	4	Alp1Cen	-0.010000	5800.0	87	26569	No
49	GOM_NL__2PRFIN20070331_044937_000000432056_00463_26569_5698.N1	31-MAR-2007 04:49:37	Straylight	43.000	12	Alp1Cru	0.77500	30000.	86	26569	No
50	GOM_NL__2PRFIN20070331_045103_000000472056_00463_26569_5699.N1	31-MAR-2007 04:51:03	Straylight	46.500	26	Gam Cru	1.6240	2900.0	93	26569	No
51	GOM_NL__2PRFIN20070331_045259_000000412056_00463_26569_5700.N1	31-MAR-2007 04:52:59	Straylight	40.500	64	Gam Cen	2.2000	10600.	81	26569	No
52	GOM_NL__2PRFIN20070331_050057_000000442056_00463_26569_5701.N1	31-MAR-2007 05:00:57	Tw_i_and_stray	43.500	171	2Eps Crv	3.0010	4250.0	87	26569	No
53	GOM_NL__2PRFIN20070331_051347_000000362056_00463_26569_5702.N1	31-MAR-2007 05:13:47	Bright	36.000	96	68Del Leo	2.5600	9300.0	72	26569	No
54	GOM_NL__2PRFIN20070331_052037_000000362056_00463_26569_5703.N1	31-MAR-2007 05:20:37	Bright	35.500	174	52Psi UMa	3.0040	4400.0	71	26569	No
55	GOM_NL__2PRFIN20070331_052357_000000352056_00463_26569_5704.N1	31-MAR-2007 05:23:57	Bright	34.500	82	48Bet UMa	2.3650	10600.	69	26569	No
56	GOM_NL__2PRFIN20070331_052529_000000382056_00463_26569_5705.N1	31-MAR-2007 05:25:29	Bright	37.500	36	50Alp UMa	1.8000	6300.0	75	26569	No
57	GOM_NL__2PRFIN20070331_053329_000000362056_00463_26569_5706.N1	31-MAR-2007 05:33:29	Bright	36.000	49	1Alp UMi	1.9900	6300.0	72	26569	No
58	GOM_NL__2PRFIN20070331_054113_000000362056_00463_26569_5707.N1	31-MAR-2007 05:41:13	Bright	35.500	89	5Alp Cep	2.4510	8000.0	71	26569	No
59	GOM_NL__2PRFIN20070331_055632_000000432056_00463_26569_5708.N1	31-MAR-2007 05:56:32	Bright	43.000	61	8Eps Peg	2.1000	3900.0	86	26569	No
60	GOM_NL__2PRFIN20070331_060106_000000422056_00463_26569_5709.N1	31-MAR-2007 06:01:06	Dark	42.000	154	22Bet Aqr	2.8990	5700.0	84	26569	No
61	GOM_NL__2PRFIN20070331_060341_000000392056_00463_26569_5710.N1	31-MAR-2007 06:03:41	Dark	39.000	142	49Del Cap	2.8500	8900.0	78	26569	No
62	GOM_NL__2PRFIN20070331_061554_000000392056_00463_26569_5711.N1	31-MAR-2007 06:15:54	Dark	38.500	45	Alp Pav	1.9400	26000.	77	26569	No
63	GOM_NL__2PRFIN20070331_080244_000000402056_00465_26571_5716.N1	31-MAR-2007 08:02:44	Dark	40.000	141	Bet Ara	2.8400	4600.0	80	26571	No
64	GOM_NL__2PRFIN20070331_080400_000000412056_00465_26571_5717.N1	31-MAR-2007 08:04:00	Dark	40.500	43	Alp TrA	1.9100	4250.0	81	26571	No
65	GOM_NL__2PRFIN20070331_080550_000000392056_00465_26571_5718.N1	31-MAR-2007 08:05:50	Dark	39.000	134	Bet TrA	2.8100	6600.0	78	26571	No
66	GOM_NL__2PRFIN20070331_080829_000000442056_00465_26571_5719.N1	31-MAR-2007 08:08:29	Dark	44.000	4	Alp1Cen	-0.010000	5800.0	88	26571	No
67	GOM_NL__2PRFIN20070331_081050_000000422056_00465_26571_5720.N1	31-MAR-2007 08:10:50	Straylight	41.500	12	Alp1Cru	0.77500	30000.	83	26571	No
68	GOM_NL__2PRFIN20070331_081216_000000442056_00465_26571_5721.N1	31-MAR-2007 08:12:16	Straylight	44.000	26	Gam Cru	1.6240	2900.0	88	26571	No
69	GOM_NL__2PRFIN20070331_081411_000000412056_00465_26571_5722.N1	31-MAR-2007 08:14:11	Straylight	41.000	64	Gam Cen	2.2000	10600.	82	26571	No
70	GOM_NL__2PRFIN20070331_082210_000000422056_00465_26571_5723.N1	31-MAR-2007 08:22:10	Tw_i_and_stray	42.000	171	2Eps Crv	3.0010	4250.0	84	26571	No
71	GOM_NL__2PRFIN20070331_082338_000000332056_00465_26571_5724.N1	31-MAR-2007 08:23:38	Tw_i_and_stray	32.500	100	4Gam Crv	2.5800	13100.	65	26571	No
72	GOM_NL__2PRFIN20070331_083459_000000362056_00465_26571_5725.N1	31-MAR-2007 08:34:59	Bright	36.000	96	68Del Leo	2.5600	9300.0	72	26571	No
73	GOM_NL__2PRFIN20070331_084149_000000372056_00465_26571_5726.N1	31-MAR-2007 08:41:49	Bright	37.000	174	52Psi UMa	3.0040	4400.0	74	26571	No
74	GOM_NL__2PRFIN20070331_084509_000000372056_00465_26571_5727.N1	31-MAR-2007 08:45:09	Bright	37.000	82	48Bet UMa	2.3650	10600.	74	26571	No
75	GOM_NL__2PRFIN20070331_084641_000000362056_00465_26571_5728.N1	31-MAR-2007 08:46:41	Bright	36.000	36	50Alp UMa	1.8000	6300.0	72	26571	No
76	GOM_NL__2PRFIN20070331_085441_000000362056_00465_26571_5729.N1	31-MAR-2007 08:54:41	Bright	36.000	49	1Alp UMi	1.9900	6300.0	72	26571	No
77	GOM_NL__2PRFIN20070331_090225_000000362056_00465_26571_5730.N1	31-MAR-2007 09:02:25	Bright	36.000	89	5Alp Cep	2.4510	8000.0	72	26571	No
78	GOM_NL__2PRFIN20070331_091744_000000462056_00465_26571_5731.N1	31-MAR-2007 09:17:44	Bright	45.500	61	8Eps Peg	2.1000	3900.0	91	26571	No
79	GOM_NL__2PRFIN20070331_092218_000000422056_00465_26571_5732.N1	31-MAR-2007 09:22:18	Dark	41.500	154	22Bet Aqr	2.8990	5700.0	83	26571	No
80	GOM_NL__2PRFIN20070331_092453_000000412056_00465_26571_5733.N1	31-MAR-2007 09:24:53	Dark	41.000	142	49Del Cap	2.8500	8900.0	82	26571	No
81	GOM_NL__2PRFIN20070331_093707_000000392056_00465_26571_5734.N1	31-MAR-2007 09:37:07	Dark	39.000	45	Alp Pav	1.9400	26000.	78	26571	No
82	GOM_NL__2PRFIN20070331_094437_000000402056_00466_26572_5814.N1	31-MAR-2007 09:44:37	Dark	40.000	43	Alp TrA	1.9100	4250.0	80	26572	No
83	GOM_NL__2PRFIN20070331_094626_000000392056_00466_26572_5815.N1	31-MAR-2007 09:46:26	Dark	38.500	134	Bet TrA	2.8100	6600.0	77	26572	No
84	GOM_NL__2PRFIN20070331_094905_000000552056_00466_26572_5816.N1	31-MAR-2007 09:49:05	Dark	54.500	4	Alp1Cen	-0.010000	5800.0	109	26572	No
85	GOM_NL__2PRFIN20070331_095126_000000402056_00466_26572_5817.N1	31-MAR-2007 09:51:26	Straylight	39.500	12	Alp1Cru	0.77500	30000.	79	26572	No
86	GOM_NL__2PRFIN20070331_095252_000000502056_00466_26572_5818.N1	31-MAR-2007 09:52:52	Straylight	50.000	26	Gam Cru	1.6240	2900.0	100	26572	No
87	GOM_NL__2PRFIN20070331_095447_000000402056_00466_26572_5819.N1	31-MAR-2007 09:54:47	Straylight	39.500	64	Gam Cen	2.2000	10600.	79	26572	No
88	GOM_NL__2PRFIN20070331_100246_000000442056_00466_26572_5820.N1	31-MAR-2007 10:02:46	Tw_i_and_stray	43.500	171	2Eps Crv	3.0010	4250.0	87	26572	No
89	GOM_NL__2PRFIN20070331_100413_000000412056_00466_26572_5821.N1	31-MAR-2007 10:04:13	Tw_i_and_stray	40.500	100	4Gam Crv	2.5800	13100.	81	26572	No
90	GOM_NL__2PRFIN20070331_101535_000000362056_00466_26572_5822.N1	31-MAR-2007 10:15:35	Bright	36.000	96	68Del Leo	2.5600	9300.0	72	26572	No
91	GOM_NL__2PRFIN20070331_102225_000000362056_00466_26572_5823.N1	31-MAR-2007 10:22:25	Bright	36.000	174	52Psi UMa	3.0040	4400.0	72	26572	No
92	GOM_NL__2PRFIN20070331_102545_000000362056_00466_26572_5824.N1	31-MAR-2007 10:25:45	Bright	36.000	82	48Bet UMa	2.3650	10600.	72	26572	No
93	GOM_NL__2PRFIN20070331_102716_000000362056_00466_26572_5825.N1	31-MAR-2007 10:27:16	Bright	36.000	36	50Alp UMa	1.8000	6300.0	72	26572	No
94	GOM_NL__2PRFIN20070331_103517_000000362056_00466_26572_5826.N1	31-MAR-2007 10:35:17	Bright	36.000	49	1Alp UMi	1.9900	6300.0	72	26572	No
95	GOM_NL__2PRFIN20070331_104300_000000362056_00466_26572_5827.N1	31-MAR-2007 10:43:00	Bright	36.000	89	5Alp Cep	2.4510	8000.0	72	26572	No
96	GOM_NL__2PRFIN20070331_105821_000000422056_00466_26572_5828.N1	31-MAR-2007 10:58:21	Bright	42.000	61	8Eps Peg	2.1000	3900.0	84	26572	No
97	GOM_NL__2PRFIN20070331_110255_000000442056_00466_26572_5829.N1	31-MAR-2007 11:02:55	Dark	44.000	154	22Bet Aqr	2.8990	5700.0	88	26572	No
98	GOM_NL__2PRFIN20070331_110530_000000392056_00466_26572_5830.N1	31-MAR-2007 11:05:30	Dark	38.500	142	49Del Cap	2.8500	8900.0	77	26572	No
99	GOM_NL__2PRFIN20070331_111743_000000372056_00466_26572_5831.N1	31-MAR-2007 11:17:43	Dark	37.000	45	Alp Pav	1.9400	26000.	74	26572	No
100	GOM_NL__2PRFIN20070331_112513_000000372056_00467_26573_5832.N1	31-MAR-2007 11:25:13	Dark	37.000	43	Alp TrA	1.9100	4250.0	74	26573	No
101	GOM_NL__2PRFIN20070331_112703_000000402056_00467_26573_5833.N1	31-MAR-2007 11:27:03	Dark	39.500	134	Bet TrA	2.8100	6600.0	79	26573	No

102	GOM_NL__2PRFIN20070331_112942_000000422056_00467_26573_5834.N1	31-MAR-2007 11:29:42	Dark	42.000	4	Alp1Cen	-0.010000	5800.0	84	26573	No
103	GOM_NL__2PRFIN20070331_113202_000000422056_00467_26573_5835.N1	31-MAR-2007 11:32:02	Straylight	42.000	12	Alp1Cru	0.77500	30000.	84	26573	No
104	GOM_NL__2PRFIN20070331_113328_000000492056_00467_26573_5836.N1	31-MAR-2007 11:33:28	Straylight	48.500	26	Gam Cru	1.6240	2900.0	97	26573	No
105	GOM_NL__2PRFIN20070331_113524_000000382056_00467_26573_5837.N1	31-MAR-2007 11:35:24	Straylight	38.000	64	Gam Cen	2.2000	10600.	76	26573	No
106	GOM_NL__2PRFIN20070331_114321_000000432056_00467_26573_5838.N1	31-MAR-2007 11:43:21	Tw_i_and_stray	42.500	171	2Eps Crv	3.0010	4250.0	85	26573	No
107	GOM_NL__2PRFIN20070331_114450_000000422056_00467_26573_5839.N1	31-MAR-2007 11:44:50	Tw_i_and_stray	42.000	100	4Gam Crv	2.5800	13100.	84	26573	No
108	GOM_NL__2PRFIN20070331_115611_000000362056_00467_26573_5840.N1	31-MAR-2007 11:56:11	Bright	35.500	96	68Del Leo	2.5600	9300.0	71	26573	No
109	GOM_NL__2PRFIN20070331_120301_000000352056_00467_26573_5841.N1	31-MAR-2007 12:03:01	Bright	34.500	174	52Psi UMa	3.0040	4400.0	69	26573	No
110	GOM_NL__2PRFIN20070331_120621_000000362056_00467_26573_5842.N1	31-MAR-2007 12:06:21	Bright	35.500	82	48Bet UMa	2.3650	10600.	71	26573	No
111	GOM_NL__2PRFIN20070331_120752_000000382056_00467_26573_5843.N1	31-MAR-2007 12:07:52	Bright	37.500	36	50Alp UMa	1.8000	6300.0	75	26573	No
112	GOM_NL__2PRFIN20070331_121553_000000352056_00467_26573_5844.N1	31-MAR-2007 12:15:53	Bright	35.000	49	1Alp UMi	1.9900	6300.0	70	26573	No
113	GOM_NL__2PRFIN20070331_122336_000000432056_00467_26573_5845.N1	31-MAR-2007 12:23:36	Bright	42.500	89	5Alp Cep	2.4510	8000.0	85	26573	No
114	GOM_NL__2PRFIN20070331_123857_000000452056_00467_26573_5846.N1	31-MAR-2007 12:38:57	Bright	45.000	61	8Eps Peg	2.1000	3900.0	90	26573	No
115	GOM_NL__2PRFIN20070331_124331_000000432056_00467_26573_5847.N1	31-MAR-2007 12:43:31	Dark	42.500	154	22Bet Aqr	2.8990	5700.0	85	26573	No
116	GOM_NL__2PRFIN20070331_124606_000000402056_00467_26573_5848.N1	31-MAR-2007 12:46:06	Dark	39.500	142	49Del Cap	2.8500	8900.0	79	26573	No
117	GOM_NL__2PRFIN20070331_125819_000000392056_00467_26573_5849.N1	31-MAR-2007 12:58:19	Dark	38.500	45	Alp Pav	1.9400	26000.	77	26573	No
118	GOM_NL__2PRFIN20070331_130434_000000372056_00468_26574_5854.N1	31-MAR-2007 13:04:34	Dark	37.000	141	Bet Ara	2.8400	4600.0	74	26574	No
119	GOM_NL__2PRFIN20070331_130549_000000422056_00468_26574_5855.N1	31-MAR-2007 13:05:49	Dark	42.000	43	Alp TrA	1.9100	4250.0	84	26574	No
120	GOM_NL__2PRFIN20070331_130739_000000392056_00468_26574_5856.N1	31-MAR-2007 13:07:39	Dark	39.000	134	Bet TrA	2.8100	6600.0	78	26574	No
121	GOM_NL__2PRFIN20070331_131018_000000432056_00468_26574_5857.N1	31-MAR-2007 13:10:18	Dark	42.500	4	Alp1Cen	-0.010000	5800.0	85	26574	No
122	GOM_NL__2PRFIN20070331_131238_000000452056_00468_26574_5858.N1	31-MAR-2007 13:12:38	Straylight	44.500	12	Alp1Cru	0.77500	30000.	89	26574	No
123	GOM_NL__2PRFIN20070331_131404_000000492056_00468_26574_5859.N1	31-MAR-2007 13:14:04	Straylight	49.000	26	Gam Cru	1.6240	2900.0	98	26574	No
124	GOM_NL__2PRFIN20070331_131600_000000392056_00468_26574_5860.N1	31-MAR-2007 13:16:00	Straylight	39.000	64	Gam Cen	2.2000	10600.	78	26574	No
125	GOM_NL__2PRFIN20070331_132358_000000442056_00468_26574_5861.N1	31-MAR-2007 13:23:58	Tw_i_and_stray	43.500	171	2Eps Crv	3.0010	4250.0	87	26574	No
126	GOM_NL__2PRFIN20070331_132526_000000422056_00468_26574_5862.N1	31-MAR-2007 13:25:26	Tw_i_and_stray	41.500	100	4Gam Crv	2.5800	13100.	83	26574	No
127	GOM_NL__2PRFIN20070331_133647_000000362056_00468_26574_5863.N1	31-MAR-2007 13:36:47	Bright	36.000	96	68Del Leo	2.5600	9300.0	72	26574	No
128	GOM_NL__2PRFIN20070331_134336_000000362056_00468_26574_5864.N1	31-MAR-2007 13:43:36	Bright	36.000	174	52Psi UMa	3.0040	4400.0	72	26574	No
129	GOM_NL__2PRFIN20070331_134657_000000362056_00468_26574_5865.N1	31-MAR-2007 13:46:57	Bright	36.000	82	48Bet UMa	2.3650	10600.	72	26574	No
130	GOM_NL__2PRFIN20070331_134828_000000382056_00468_26574_5866.N1	31-MAR-2007 13:48:28	Bright	38.000	36	50Alp UMa	1.8000	6300.0	76	26574	No
131	GOM_NL__2PRFIN20070331_135629_000000342056_00468_26574_5867.N1	31-MAR-2007 13:56:29	Bright	34.000	49	1Alp UMi	1.9900	6300.0	68	26574	No
132	GOM_NL__2PRFIN20070331_140412_000000372056_00468_26574_5868.N1	31-MAR-2007 14:04:12	Bright	37.000	89	5Alp Cep	2.4510	8000.0	74	26574	No
133	GOM_NL__2PRFIN20070331_141933_000000452056_00468_26574_5869.N1	31-MAR-2007 14:19:33	Bright	45.000	61	8Eps Peg	2.1000	3900.0	90	26574	No
134	GOM_NL__2PRFIN20070331_142407_000000432056_00468_26574_5870.N1	31-MAR-2007 14:24:07	Dark	42.500	154	22Bet Aqr	2.8990	5700.0	85	26574	No
135	GOM_NL__2PRFIN20070331_142642_000000392056_00468_26574_5871.N1	31-MAR-2007 14:26:42	Dark	39.000	142	49Del Cap	2.8500	8900.0	78	26574	No
136	GOM_NL__2PRFIN20070331_143856_000000382056_00468_26574_5872.N1	31-MAR-2007 14:38:56	Dark	38.000	45	Alp Pav	1.9400	26000.	76	26574	No
137	GOM_NL__2PRFIN20070331_144510_000000372056_00469_26575_5869.N1	31-MAR-2007 14:45:10	Dark	37.000	141	Bet Ara	2.8400	4600.0	74	26575	No
138	GOM_NL__2PRFIN20070331_144626_000000392056_00469_26575_5870.N1	31-MAR-2007 14:46:26	Dark	38.500	43	Alp TrA	1.9100	4250.0	77	26575	No
139	GOM_NL__2PRFIN20070331_144815_000000392056_00469_26575_5871.N1	31-MAR-2007 14:48:15	Dark	38.500	134	Bet TrA	2.8100	6600.0	77	26575	No
140	GOM_NL__2PRFIN20070331_145054_000000562056_00469_26575_5872.N1	31-MAR-2007 14:50:54	Dark	56.000	4	Alp1Cen	-0.010000	5800.0	112	26575	No
141	GOM_NL__2PRFIN20070331_145314_000000462056_00469_26575_5873.N1	31-MAR-2007 14:53:14	Straylight	45.500	12	Alp1Cru	0.77500	30000.	91	26575	No
142	GOM_NL__2PRFIN20070331_145440_000000452056_00469_26575_5874.N1	31-MAR-2007 14:54:40	Straylight	44.500	26	Gam Cru	1.6240	2900.0	89	26575	No
143	GOM_NL__2PRFIN20070331_145636_000000392056_00469_26575_5875.N1	31-MAR-2007 14:56:36	Straylight	39.000	64	Gam Cen	2.2000	10600.	78	26575	No
144	GOM_NL__2PRFIN20070331_150434_000000432056_00469_26575_5876.N1	31-MAR-2007 15:04:34	Tw_i_and_stray	42.500	171	2Eps Crv	3.0010	4250.0	85	26575	No
145	GOM_NL__2PRFIN20070331_150602_000000412056_00469_26575_5877.N1	31-MAR-2007 15:06:02	Tw_i_and_stray	40.500	100	4Gam Crv	2.5800	13100.	81	26575	No
146	GOM_NL__2PRFIN20070331_151722_000000362056_00469_26575_5878.N1	31-MAR-2007 15:17:22	Bright	36.000	96	68Del Leo	2.5600	9300.0	72	26575	No
147	GOM_NL__2PRFIN20070331_152412_000000352056_00469_26575_5879.N1	31-MAR-2007 15:24:12	Bright	35.000	174	52Psi UMa	3.0040	4400.0	70	26575	No
148	GOM_NL__2PRFIN20070331_152733_000000422056_00469_26575_5880.N1	31-MAR-2007 15:27:33	Bright	42.000	82	48Bet UMa	2.3650	10600.	84	26575	No
149	GOM_NL__2PRFIN20070331_152904_000000382056_00469_26575_5881.N1	31-MAR-2007 15:29:04	Bright	37.500	36	50Alp UMa	1.8000	6300.0	75	26575	No
150	GOM_NL__2PRFIN20070331_153705_000000352056_00469_26575_5882.N1	31-MAR-2007 15:37:05	Bright	35.000	49	1Alp UMi	1.9900	6300.0	70	26575	No
151	GOM_NL__2PRFIN20070331_154448_000000362056_00469_26575_5883.N1	31-MAR-2007 15:44:48	Bright	36.000	89	5Alp Cep	2.4510	8000.0	72	26575	No
152	GOM_NL__2PRFIN20070331_160009_000000462056_00469_26575_5884.N1	31-MAR-2007 16:00:09	Bright	45.500	61	8Eps Peg	2.1000	3900.0	91	26575	No
153	GOM_NL__2PRFIN20070331_160443_000000402056_00469_26575_5885.N1	31-MAR-2007 16:04:43	Dark	39.500	154	22Bet Aqr	2.8990	5700.0	79	26575	No
154	GOM_NL__2PRFIN20070331_160718_000000392056_00469_26575_5886.N1	31-MAR-2007 16:07:18	Dark	39.000	142	49Del Cap	2.8500	8900.0	78	26575	No
155	GOM_NL__2PRFIN20070331_161932_000000392056_00469_26575_5887.N1	31-MAR-2007 16:19:32	Dark	39.000	45	Alp Pav	1.9400	26000.	78	26575	No
156	GOM_NL__2PRFIN20070331_162702_000000412056_00470_26576_5880.N1	31-MAR-2007 16:27:02	Dark	40.500	43	Alp TrA	1.9100	4250.0	81	26576	No
157	GOM_NL__2PRFIN20070331_162852_000000392056_00470_26576_5881.N1	31-MAR-2007 16:28:52	Dark	39.000	134	Bet TrA	2.8100	6600.0	78	26576	No
158	GOM_NL__2PRFIN20070331_163131_000000492056_00470_26576_5882.N1	31-MAR-2007 16:31:31	Dark	49.000	4	Alp1Cen	-0.010000	5800.0	98	26576	No
159	GOM_NL__2PRFIN20070331_163350_000000392056_00470_26576_5883.N1	31-MAR-2007 16:33:50	Straylight	39.000	12	Alp1Cru	0.77500	30000.	78	26576	No
160	GOM_NL__2PRFIN20070331_163517_000000462056_00470_26576_5884.N1	31-MAR-2007 16:35:17	Straylight	45.500	26	Gam Cru	1.6240	2900.0	91	26576	No

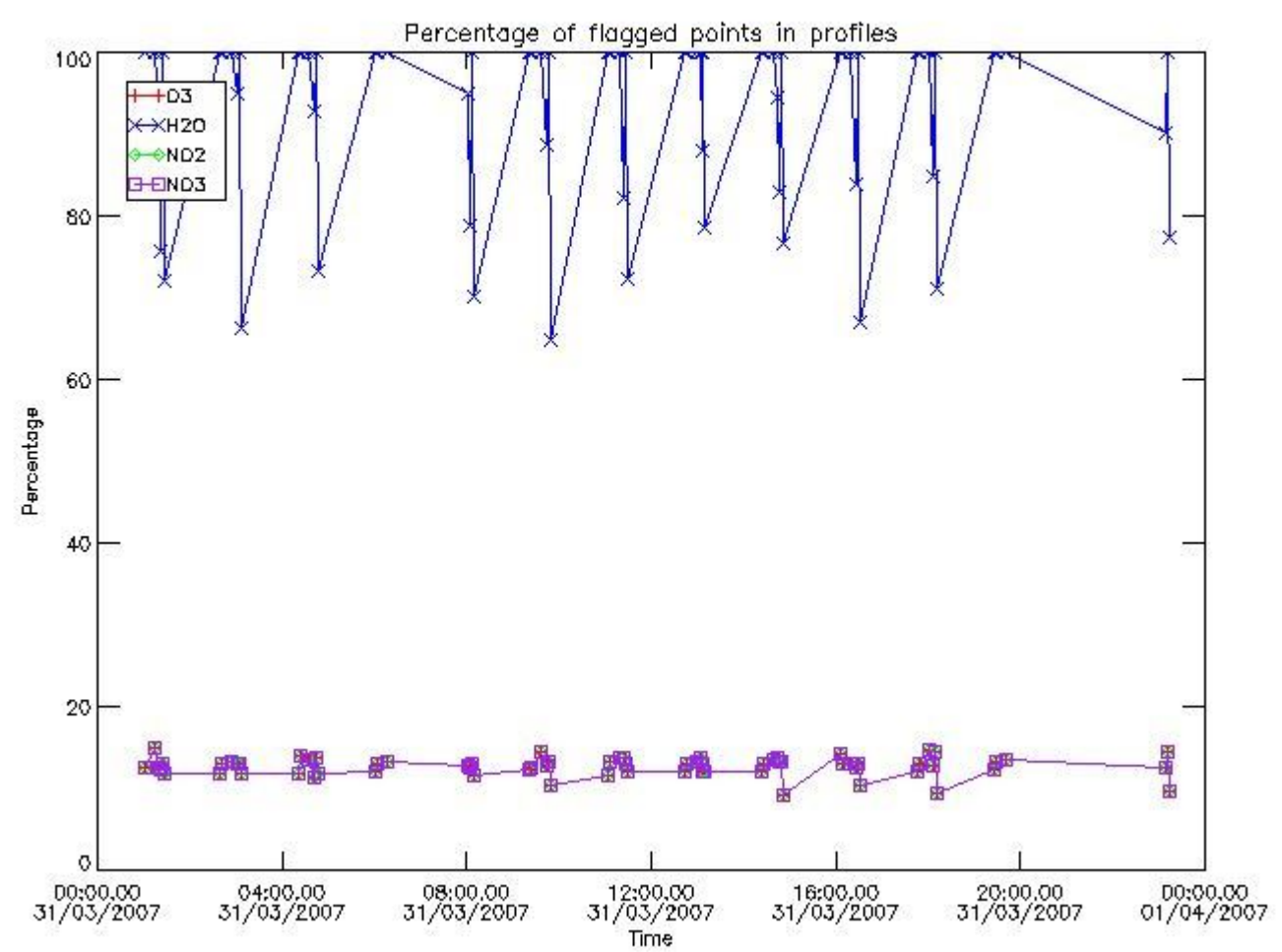


161	GOM_NL__2PRFIN20070331_163713_000000402056_00470_26576_5885.N1	31-MAR-2007 16:37:13	Straylight	40.000	64	Gam Cen	2.2000	10600.	80	26576	No
162	GOM_NL__2PRFIN20070331_164510_000000422056_00470_26576_5886.N1	31-MAR-2007 16:45:10	Twilight_stray	41.500	171	2Eps Crv	3.0010	4250.0	83	26576	No
163	GOM_NL__2PRFIN20070331_164638_000000442056_00470_26576_5887.N1	31-MAR-2007 16:46:38	Twilight_stray	44.000	100	4Gam Crv	2.5800	13100.	88	26576	No
164	GOM_NL__2PRFIN20070331_165758_000000362056_00470_26576_5888.N1	31-MAR-2007 16:57:58	Bright	35.500	96	68Del Leo	2.5600	9300.0	71	26576	No
165	GOM_NL__2PRFIN20070331_170448_000000362056_00470_26576_5889.N1	31-MAR-2007 17:04:48	Bright	36.000	174	52Psi UMa	3.0040	4400.0	72	26576	No
166	GOM_NL__2PRFIN20070331_170808_000000372056_00470_26576_5890.N1	31-MAR-2007 17:08:08	Bright	36.500	82	48Bet UMa	2.3650	10600.	73	26576	No
167	GOM_NL__2PRFIN20070331_170940_000000372056_00470_26576_5891.N1	31-MAR-2007 17:09:40	Bright	37.000	36	50Alp UMa	1.8000	6300.0	74	26576	No
168	GOM_NL__2PRFIN20070331_171741_000000372056_00470_26576_5892.N1	31-MAR-2007 17:17:41	Bright	36.500	49	1Alp UMi	1.9900	6300.0	73	26576	No
169	GOM_NL__2PRFIN20070331_172524_000000352056_00470_26576_5893.N1	31-MAR-2007 17:25:24	Bright	34.500	89	5Alp Cep	2.4510	8000.0	69	26576	No
170	GOM_NL__2PRFIN20070331_174046_000000432056_00470_26576_5894.N1	31-MAR-2007 17:40:46	Bright	42.500	61	8Eps Peg	2.1000	3900.0	85	26576	No
171	GOM_NL__2PRFIN20070331_174520_000000422056_00470_26576_5895.N1	31-MAR-2007 17:45:20	Dark	42.000	154	22Bet Aqr	2.8990	5700.0	84	26576	No
172	GOM_NL__2PRFIN20070331_174755_000000402056_00470_26576_5896.N1	31-MAR-2007 17:47:55	Dark	39.500	142	49Del Cap	2.8500	8900.0	79	26576	No
173	GOM_NL__2PRFIN20070331_180008_000000382056_00470_26576_5897.N1	31-MAR-2007 18:00:08	Dark	38.000	45	Alp Pav	1.9400	26000.	76	26576	No
174	GOM_NL__2PRFIN20070331_180739_000000402056_00471_26577_5913.N1	31-MAR-2007 18:07:39	Dark	40.000	43	Alp TrA	1.9100	4250.0	80	26577	No
175	GOM_NL__2PRFIN20070331_180928_000000392056_00471_26577_5914.N1	31-MAR-2007 18:09:28	Dark	39.000	134	Bet TrA	2.8100	6600.0	78	26577	No
176	GOM_NL__2PRFIN20070331_181207_000000542056_00471_26577_5915.N1	31-MAR-2007 18:12:07	Dark	54.000	4	Alp1Cen	-0.010000	5800.0	108	26577	No
177	GOM_NL__2PRFIN20070331_181426_000000432056_00471_26577_5916.N1	31-MAR-2007 18:14:26	Straylight	43.000	12	Alp1Cru	0.77500	30000.	86	26577	No
178	GOM_NL__2PRFIN20070331_181553_000000472056_00471_26577_5917.N1	31-MAR-2007 18:15:53	Straylight	47.000	26	Gam Cru	1.6240	2900.0	94	26577	No
179	GOM_NL__2PRFIN20070331_181749_000000412056_00471_26577_5918.N1	31-MAR-2007 18:17:49	Straylight	41.000	64	Gam Cen	2.2000	10600.	82	26577	No
180	GOM_NL__2PRFIN20070331_182546_000000442056_00471_26577_5919.N1	31-MAR-2007 18:25:46	Twilight_stray	44.000	171	2Eps Crv	3.0010	4250.0	88	26577	No
181	GOM_NL__2PRFIN20070331_182714_000000442056_00471_26577_5920.N1	31-MAR-2007 18:27:14	Twilight_stray	44.000	100	4Gam Crv	2.5800	13100.	88	26577	No
182	GOM_NL__2PRFIN20070331_183834_000000362056_00471_26577_5921.N1	31-MAR-2007 18:38:34	Bright	35.500	96	68Del Leo	2.5600	9300.0	71	26577	No
183	GOM_NL__2PRFIN20070331_184524_000000372056_00471_26577_5922.N1	31-MAR-2007 18:45:24	Bright	36.500	174	52Psi UMa	3.0040	4400.0	73	26577	No
184	GOM_NL__2PRFIN20070331_184844_000000372056_00471_26577_5923.N1	31-MAR-2007 18:48:44	Bright	37.000	82	48Bet UMa	2.3650	10600.	74	26577	No
185	GOM_NL__2PRFIN20070331_185016_000000362056_00471_26577_5924.N1	31-MAR-2007 18:50:16	Bright	36.000	36	50Alp UMa	1.8000	6300.0	72	26577	No
186	GOM_NL__2PRFIN20070331_185817_000000372056_00471_26577_5925.N1	31-MAR-2007 18:58:17	Bright	36.500	49	1Alp UMi	1.9900	6300.0	73	26577	No
187	GOM_NL__2PRFIN20070331_190600_000000362056_00471_26577_5926.N1	31-MAR-2007 19:06:00	Bright	36.000	89	5Alp Cep	2.4510	8000.0	72	26577	No
188	GOM_NL__2PRFIN20070331_192122_000000452056_00471_26577_5927.N1	31-MAR-2007 19:21:22	Bright	44.500	61	8Eps Peg	2.1000	3900.0	89	26577	No
189	GOM_NL__2PRFIN20070331_192556_000000422056_00471_26577_5928.N1	31-MAR-2007 19:25:56	Dark	41.500	154	22Bet Aqr	2.8990	5700.0	83	26577	No
190	GOM_NL__2PRFIN20070331_192831_000000392056_00471_26577_5929.N1	31-MAR-2007 19:28:31	Dark	38.500	142	49Del Cap	2.8500	8900.0	77	26577	No
191	GOM_NL__2PRFIN20070331_194044_000000382056_00471_26577_5930.N1	31-MAR-2007 19:40:44	Dark	37.500	45	Alp Pav	1.9400	26000.	75	26577	No
192	GOM_NL__2PRFIN20070331_230927_000000412056_00474_26580_5953.N1	31-MAR-2007 23:09:27	Dark	40.500	43	Alp TrA	1.9100	4250.0	81	26580	No
193	GOM_NL__2PRFIN20070331_231117_000000392056_00474_26580_5954.N1	31-MAR-2007 23:11:17	Dark	38.500	134	Bet TrA	2.8100	6600.0	77	26580	No
194	GOM_NL__2PRFIN20070331_231356_000000542056_00474_26580_5955.N1	31-MAR-2007 23:13:56	Dark	53.500	4	Alp1Cen	-0.010000	5800.0	107	26580	No
195	GOM_NL__2PRFIN20070331_231645_000000422056_00474_26580_5956.N1	31-MAR-2007 23:16:45	Straylight	42.000	20	Bet Cru	1.2530	30000.	84	26580	No
196	GOM_NL__2PRFIN20070331_231816_000000422056_00474_26580_5957.N1	31-MAR-2007 23:18:16	Straylight	41.500	95	Zet Cen	2.5450	26000.	83	26580	No
197	GOM_NL__2PRFIN20070331_231943_000000402056_00474_26580_5958.N1	31-MAR-2007 23:19:43	Straylight	40.000	99	Del Cen	2.5750	26000.	80	26580	No
198	GOM_NL__2PRFIN20070331_232211_000000442056_00474_26580_5959.N1	31-MAR-2007 23:22:11	Straylight	44.000	123	lot Cen	2.7500	10200.	88	26580	No
199	GOM_NL__2PRFIN20070331_232703_000000462056_00474_26580_5960.N1	31-MAR-2007 23:27:03	Twilight_stray	45.500	106	9Bet Crv	2.6480	5600.0	91	26580	No
200	GOM_NL__2PRFIN20070331_232902_000000422056_00474_26580_5961.N1	31-MAR-2007 23:29:02	Twilight_stray	42.000	100	4Gam Crv	2.5800	13100.	84	26580	No
201	GOM_NL__2PRFIN20070331_233846_000000392056_00474_26580_5962.N1	31-MAR-2007 23:38:46	Bright	39.000	62	94Bet Leo	2.1360	9700.0	78	26580	No
202	GOM_NL__2PRFIN20070331_234022_000000362056_00474_26580_5963.N1	31-MAR-2007 23:40:22	Bright	36.000	96	68Del Leo	2.5600	9300.0	72	26580	No
203	GOM_NL__2PRFIN20070331_234711_000000362056_00474_26580_5964.N1	31-MAR-2007 23:47:11	Bright	35.500	174	52Psi UMa	3.0040	4400.0	71	26580	No
204	GOM_NL__2PRFIN20070331_235014_000000372056_00474_26580_5965.N1	31-MAR-2007 23:50:14	Bright	36.500	87	64Gam UMa	2.4330	11000.	73	26580	No
205	GOM_NL__2PRFIN20070331_235203_000000392056_00474_26580_5966.N1	31-MAR-2007 23:52:03	Bright	38.500	36	50Alp UMa	1.8000	6300.0	77	26580	No
206	GOM_NL__2PRFIN20070331_235824_000000412056_00474_26580_5967.N1	31-MAR-2007 23:58:24	Bright	40.500	60	7Bet UMi	2.0810	3950.0	81	26580	No

### 3. Quality information per product

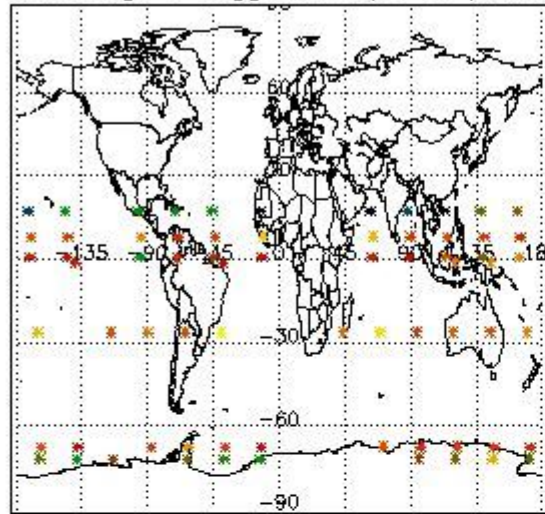
In this section it is plotted some information contained in the Quality Summary data set of the level 2 products. Only products in dark limb conditions and without errors (error flag in the MPH set to "0") are used.

#### 3.1 Plot quality information per product (time dependant)

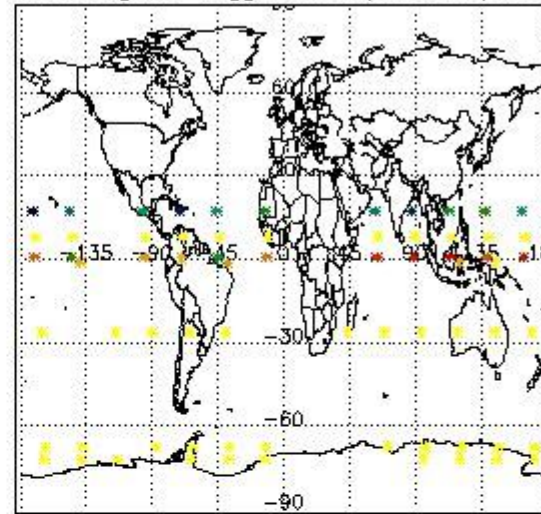


3.2 Plot quality information per product (world map)


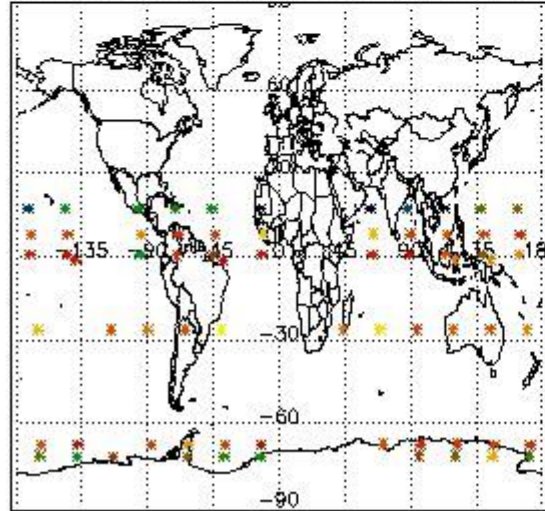
Percentage of flagged data per O3 profile



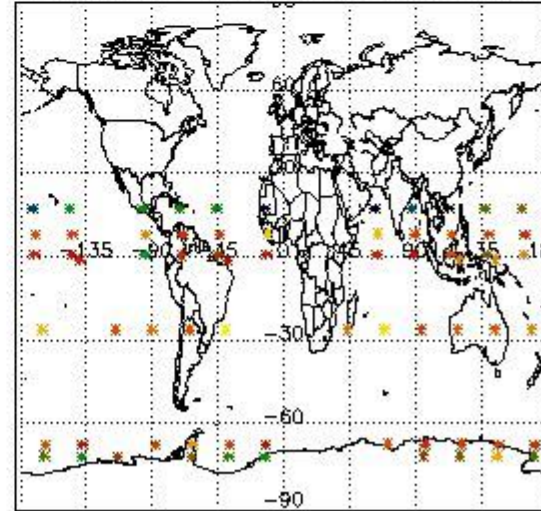
Percentage of flagged data per H2O profile



Percentage of flagged data per NO2 profile



Percentage of flagged data per NO3 profile

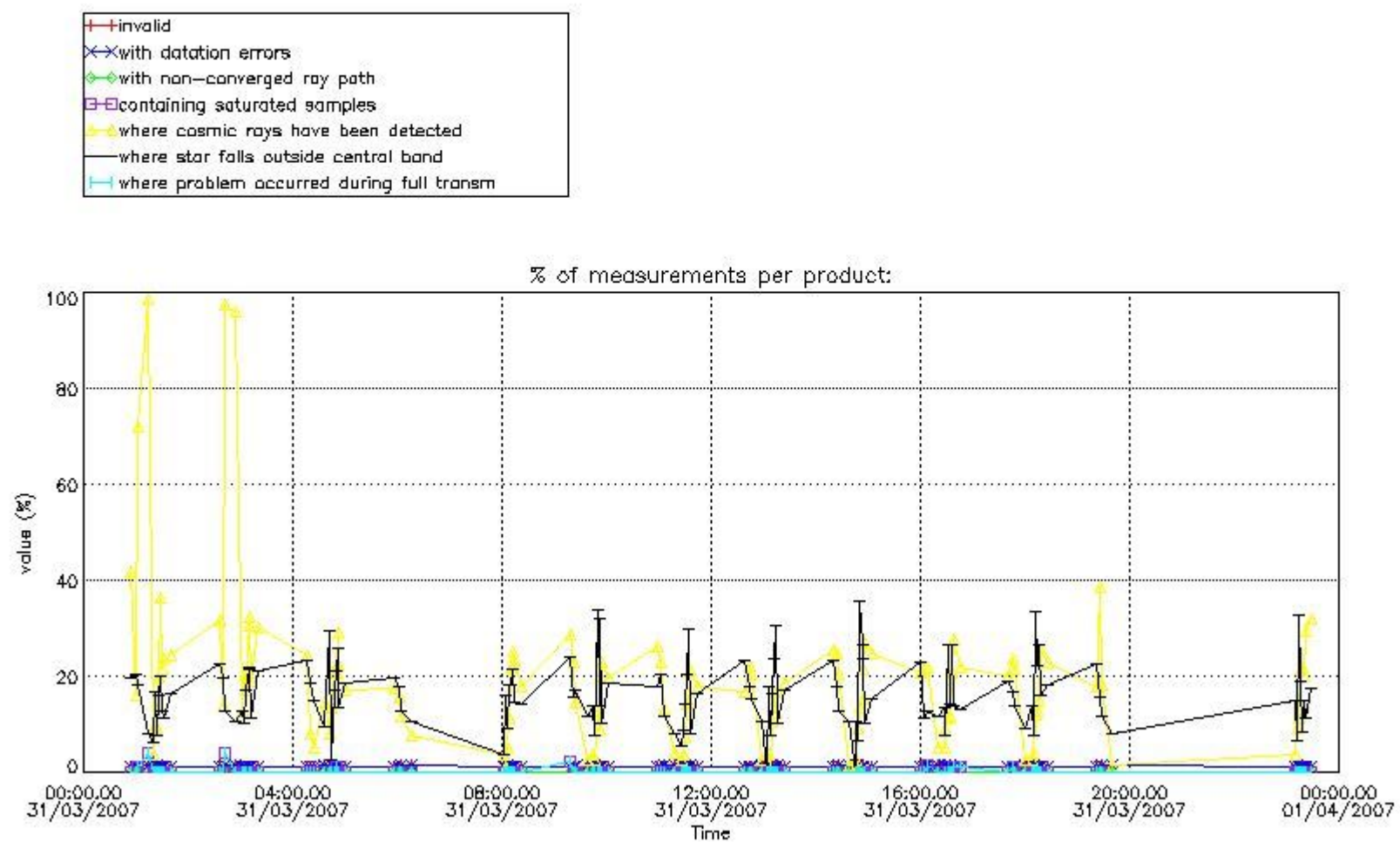


#### 4. Level 1 quality information per product

In this section it is plotted some information contained in the Quality Summary data set of the level 2 products that comes from the level 1b processing. Products without errors (error flag in the MPH set to "0") are used.

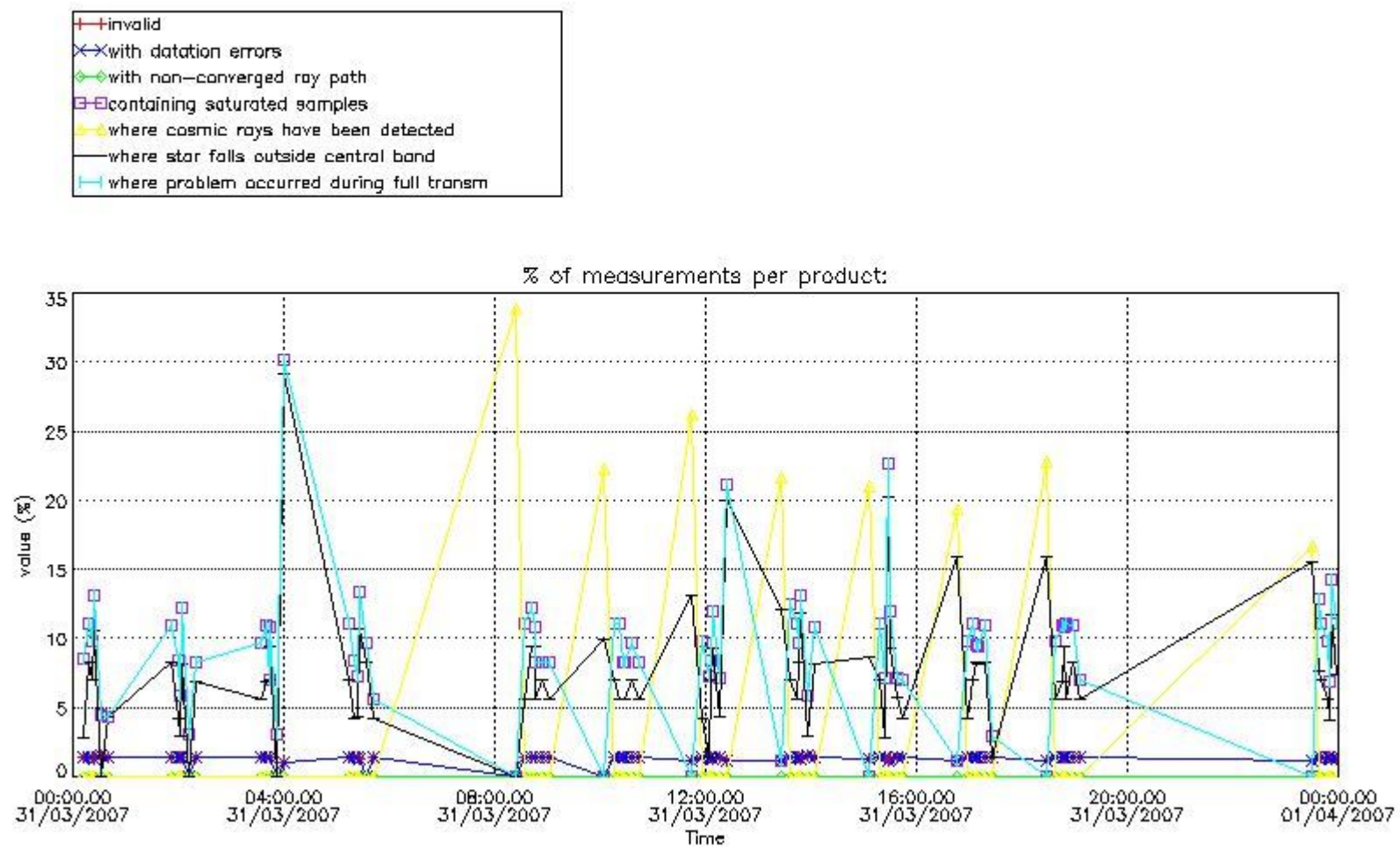
##### 4.1 Plot quality information per product (time dependant) coming from level 1b processing

###### 4.1.1 Plot level 1 quality information per product (time dependant): ENVISAT ASCENDING passes



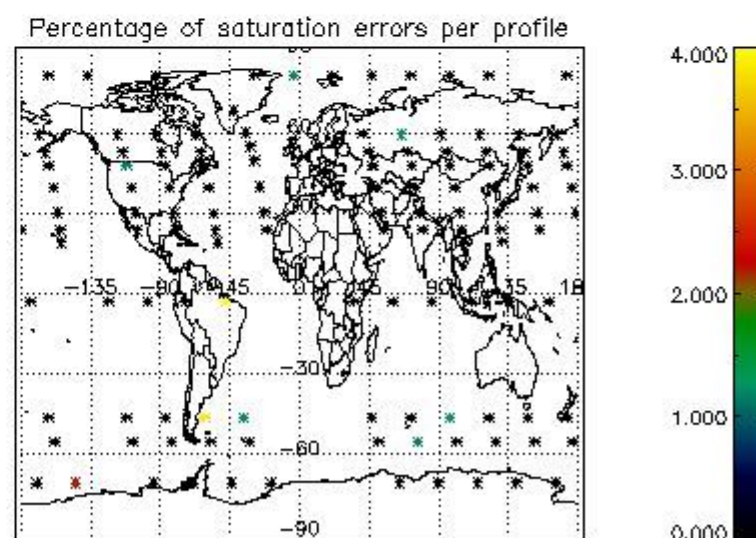
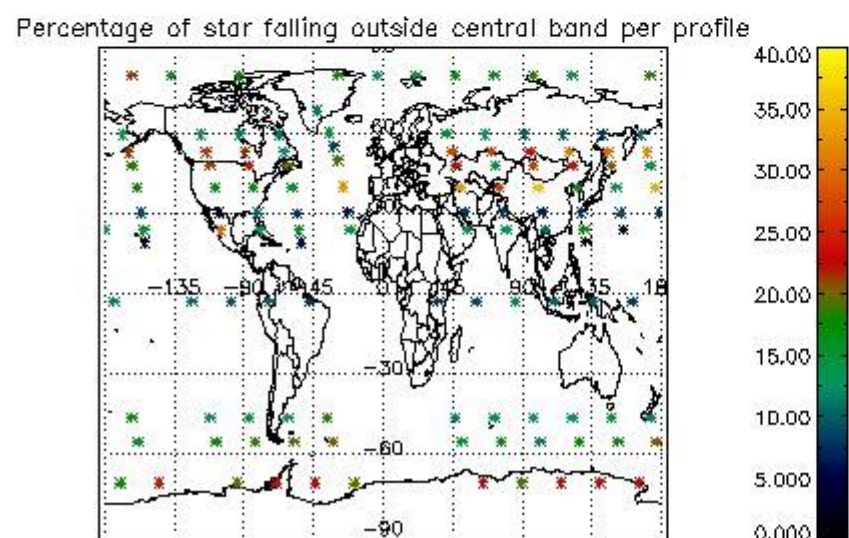
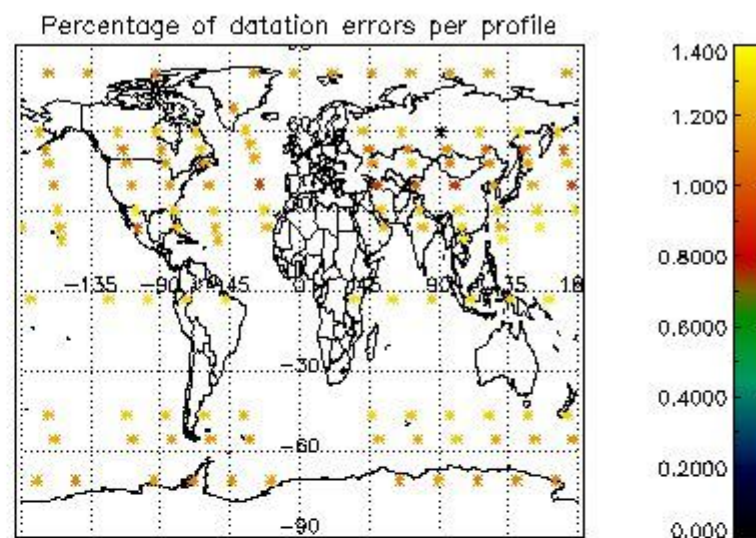
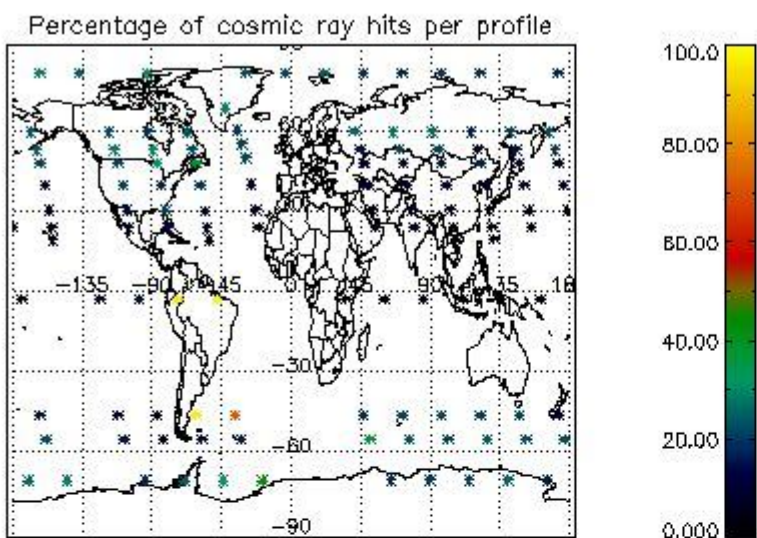
4.1.2 Plot level 1 quality information per product (time dependant): ENVI SAT DESCENDING passes





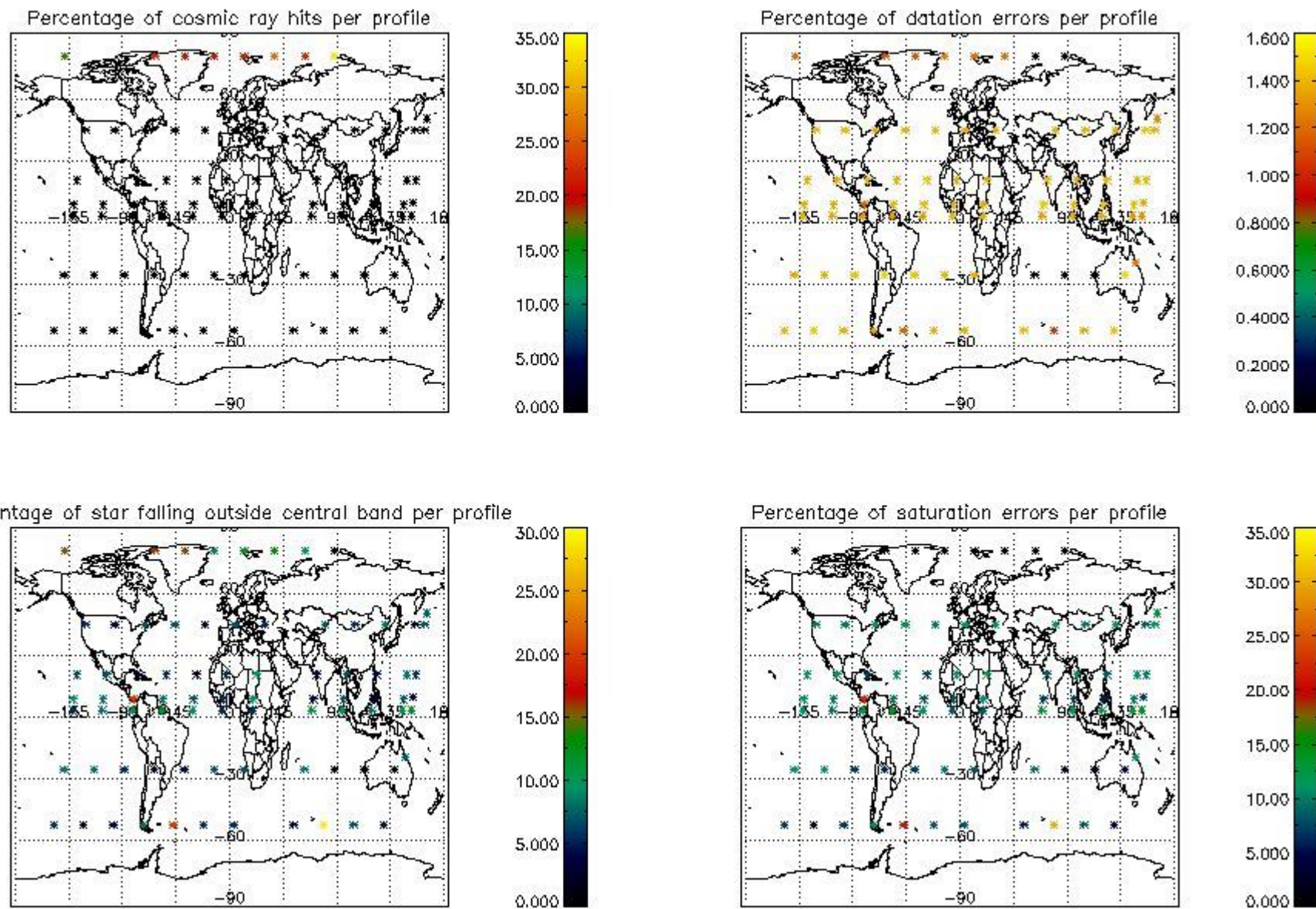
*4.2 Plot quality information per product coming from level 1b processing (world map)*

*4.2.1 Plot level 1 quality information per product (world map): ENVISAT ASCENDING passes*



4.2.2 Plot level 1 quality information per product (world map): ENVISAT DESCENDING passes





## 5. Trace gas profiles

### 5.1 Ozone statistics based on quality of products

The final quality of the products can be "measured" using the STD (Standard Deviation) attached to every point profile. This information is written to the parameter GOM\_NL\_\_2P/NL\_LOCAL\_SPECIES\_DENSITY/o3\_std of the level 2 products. The table below shows the statistics for given STD ranges.

The statistics are given with respect to the overall valid production:

- Products without fatal errors: GOM\_NL\_\_2P/MPH/PRODUCT\_ERR=0
- Valid point profile: GOM\_NL\_\_2P/NL\_LOCAL\_SPECIES\_DENSITY/pcd(0)=0

The 'Criteria' is applied to valid points of dark limb products:

- Products in dark limb illumination condition: GOM\_NL\_\_2P/NL\_SUMMARY\_QUALITY/obs\_ill\_cond=0
- Products without fatal errors: GOM\_NL\_\_2P/MPH/PRODUCT\_ERR=0
- Valid point profile: GOM\_NL\_\_2P/NL\_LOCAL\_SPECIES\_DENSITY/pcd(0)=0

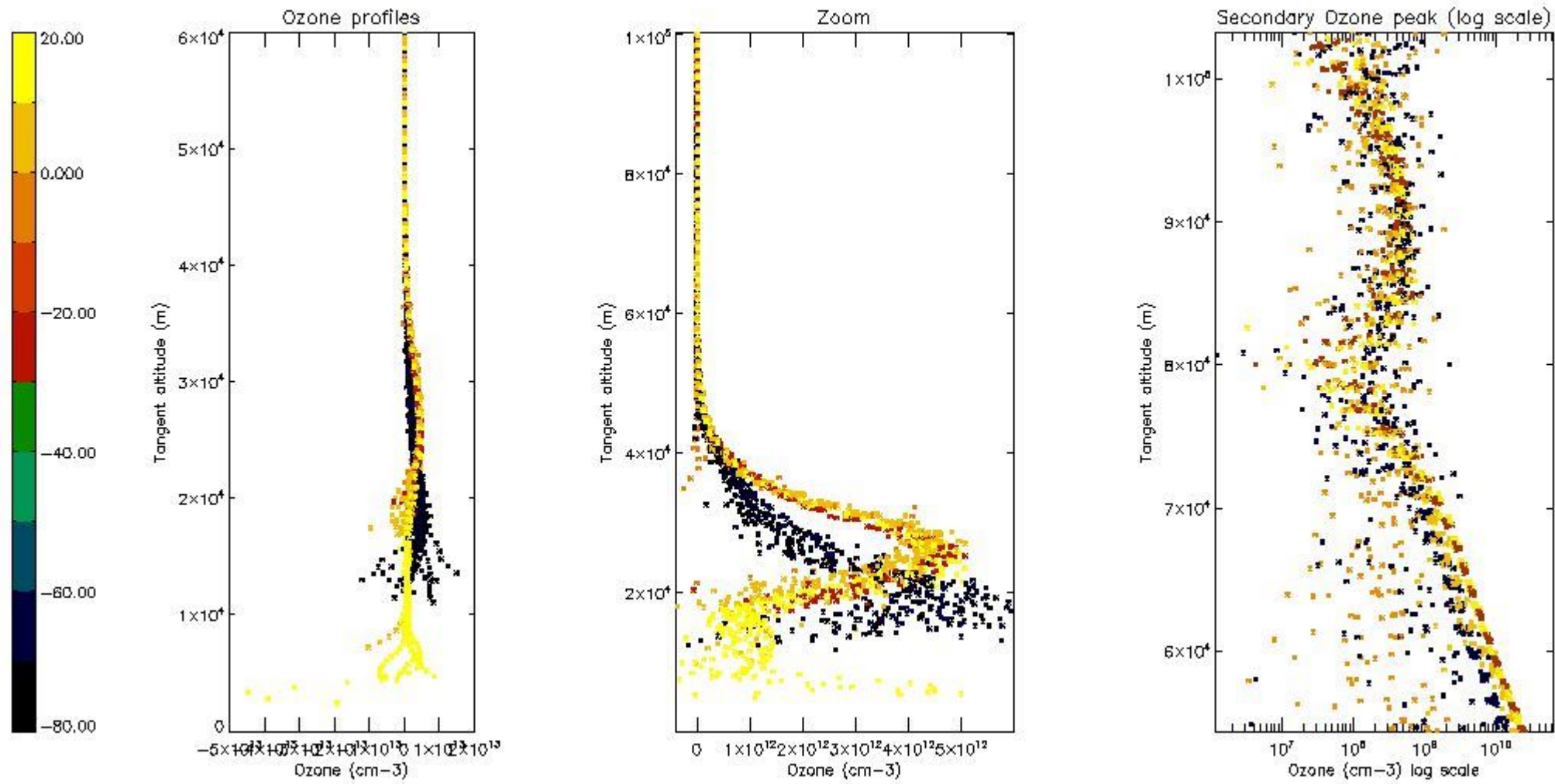
So, the table below shows the percentage of dark limb and valid observations for each criteria with respect to the overall valid daily observations.

Criteria	% of total production
All STD	35
STD < 20	16

STD < 10	10
STD < 5	5

5.2 Plot ozone profiles for all STD (dark without errors)

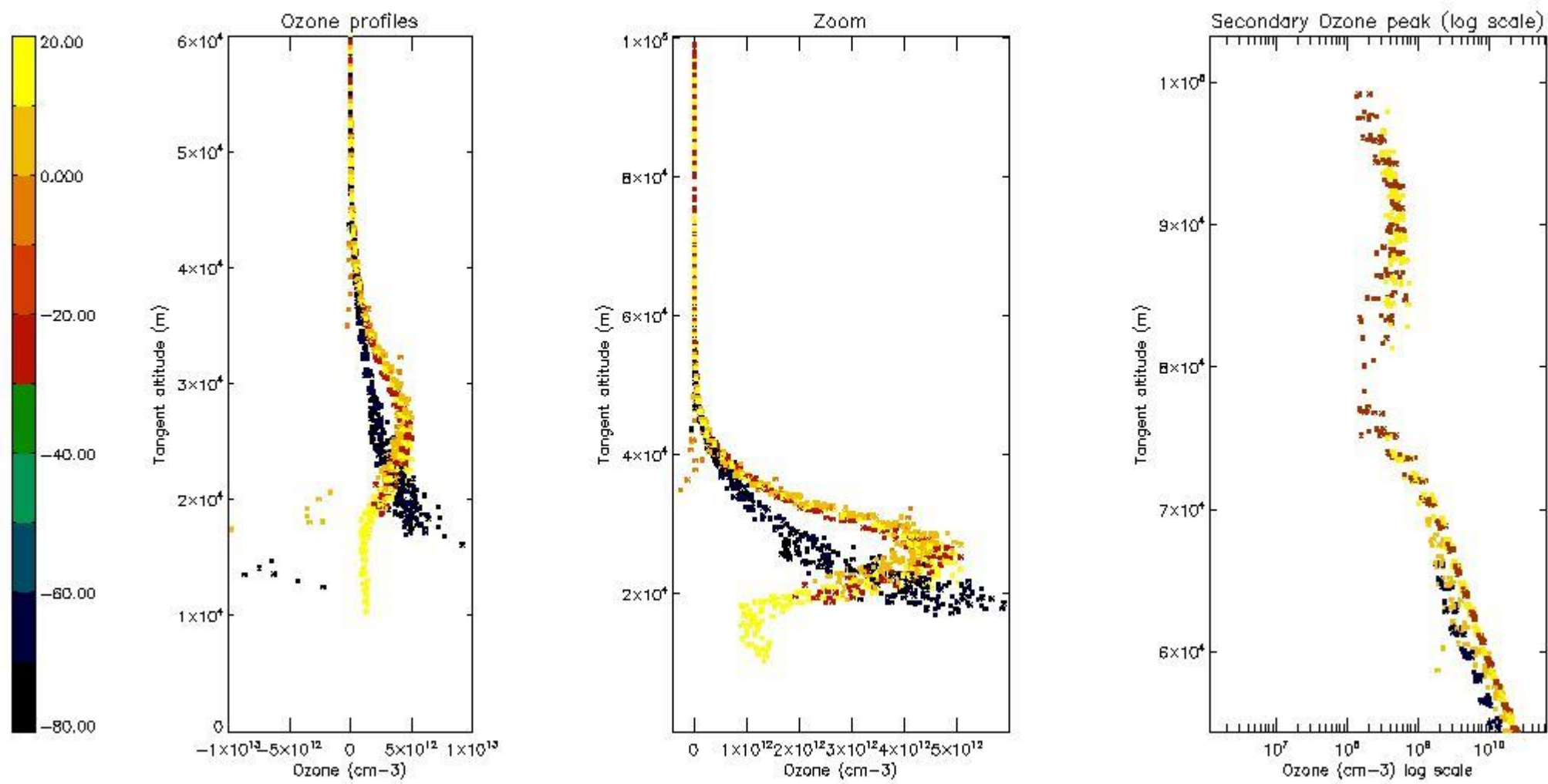
The colorbar represents the latitude.



5.3 Plot ozone profiles where STD < 20% (dark without errors)

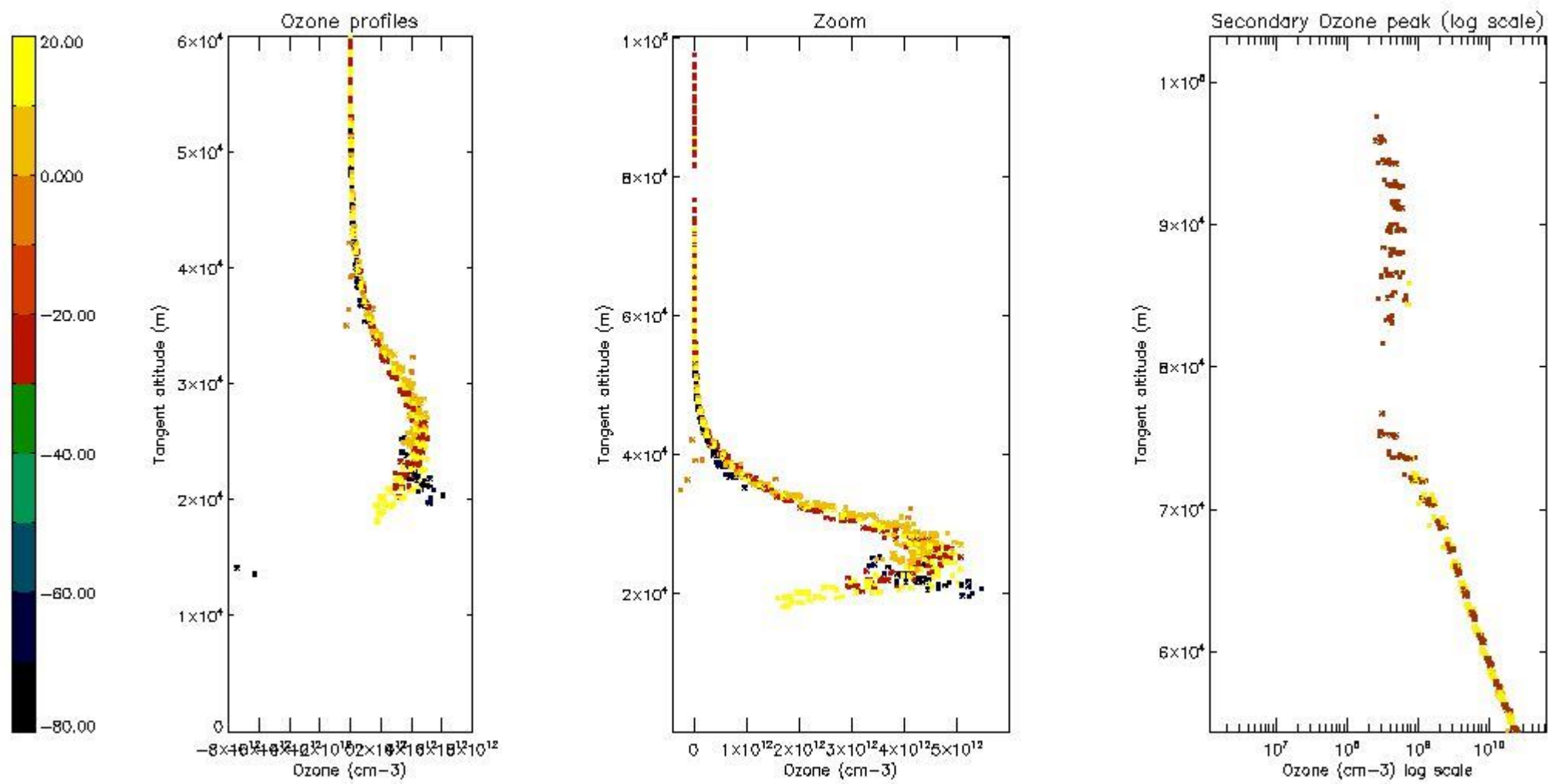
The colorbar represents the latitude.





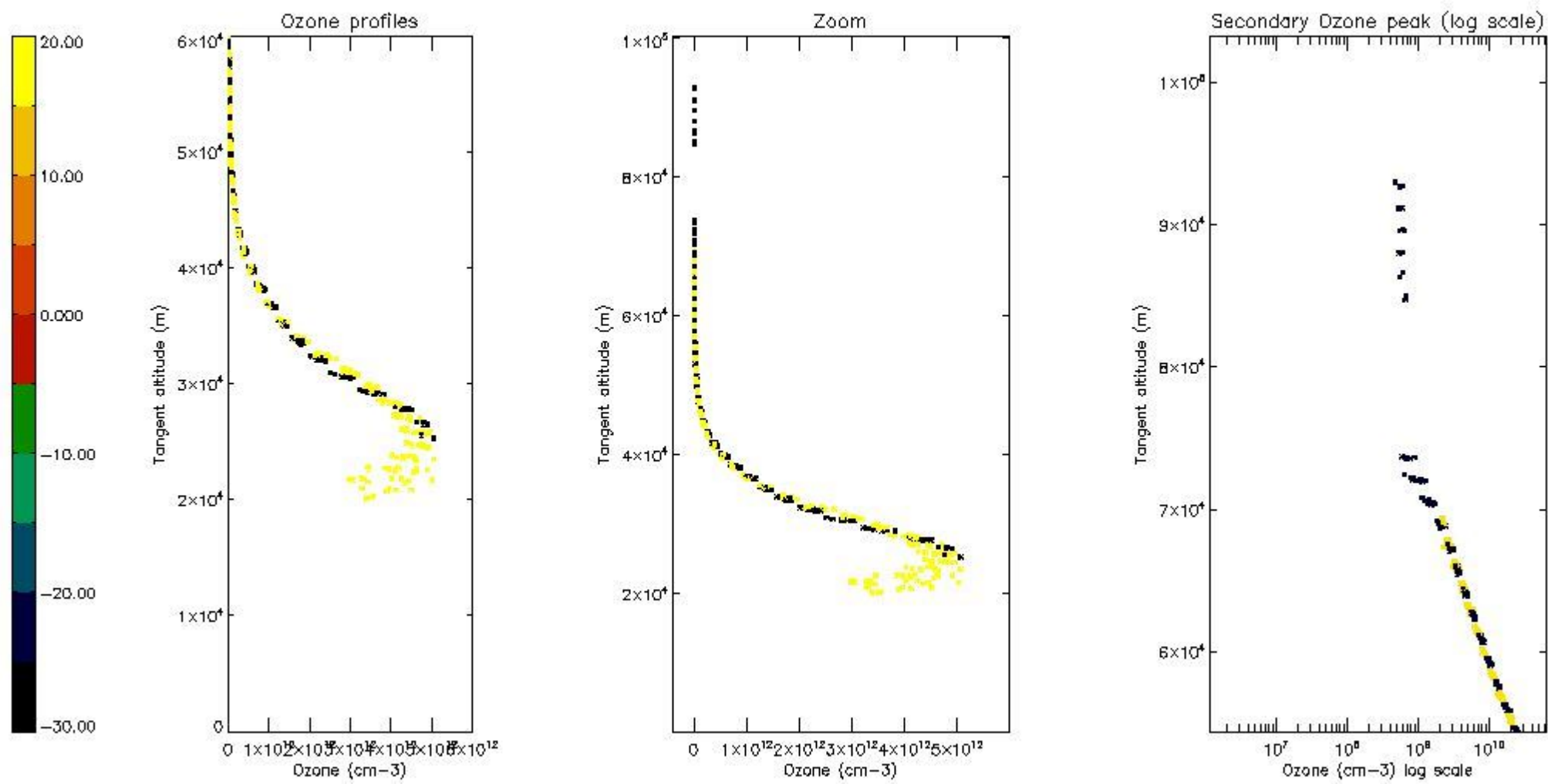
*5.4 Plot ozone profiles where STD < 10% (dark without errors)*

The colorbar represents the latitude.



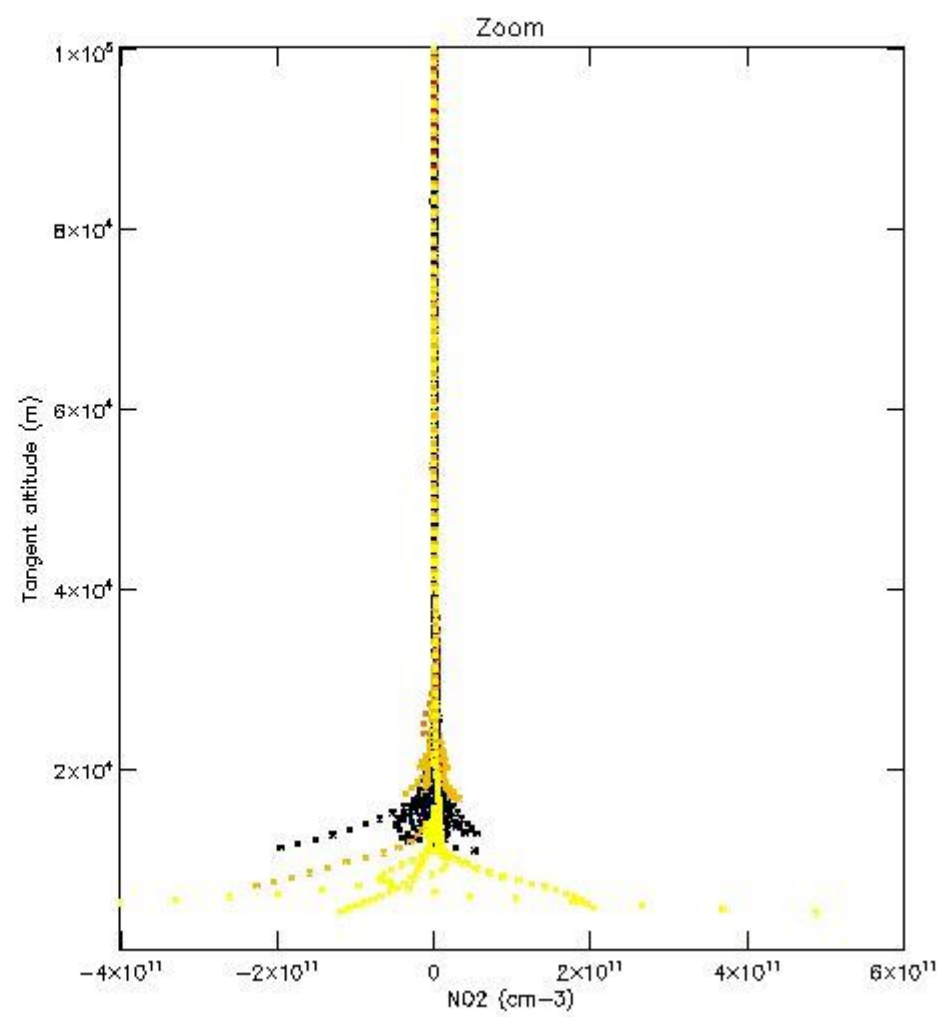
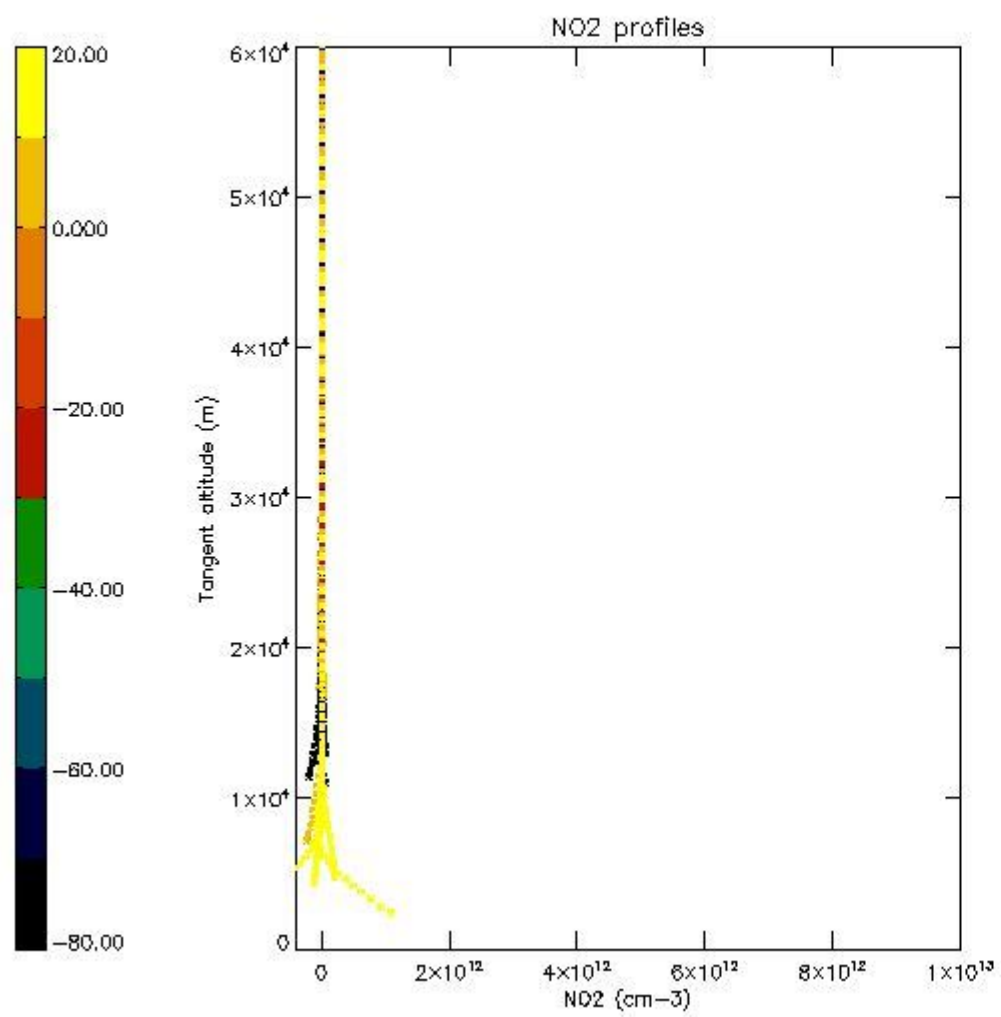
*5.5 Plot ozone profiles where STD < 5% (dark without errors)*

The colorbar represents the latitude.



*5.6 Plot NO<sub>2</sub> profiles for all STD (dark without errors)*

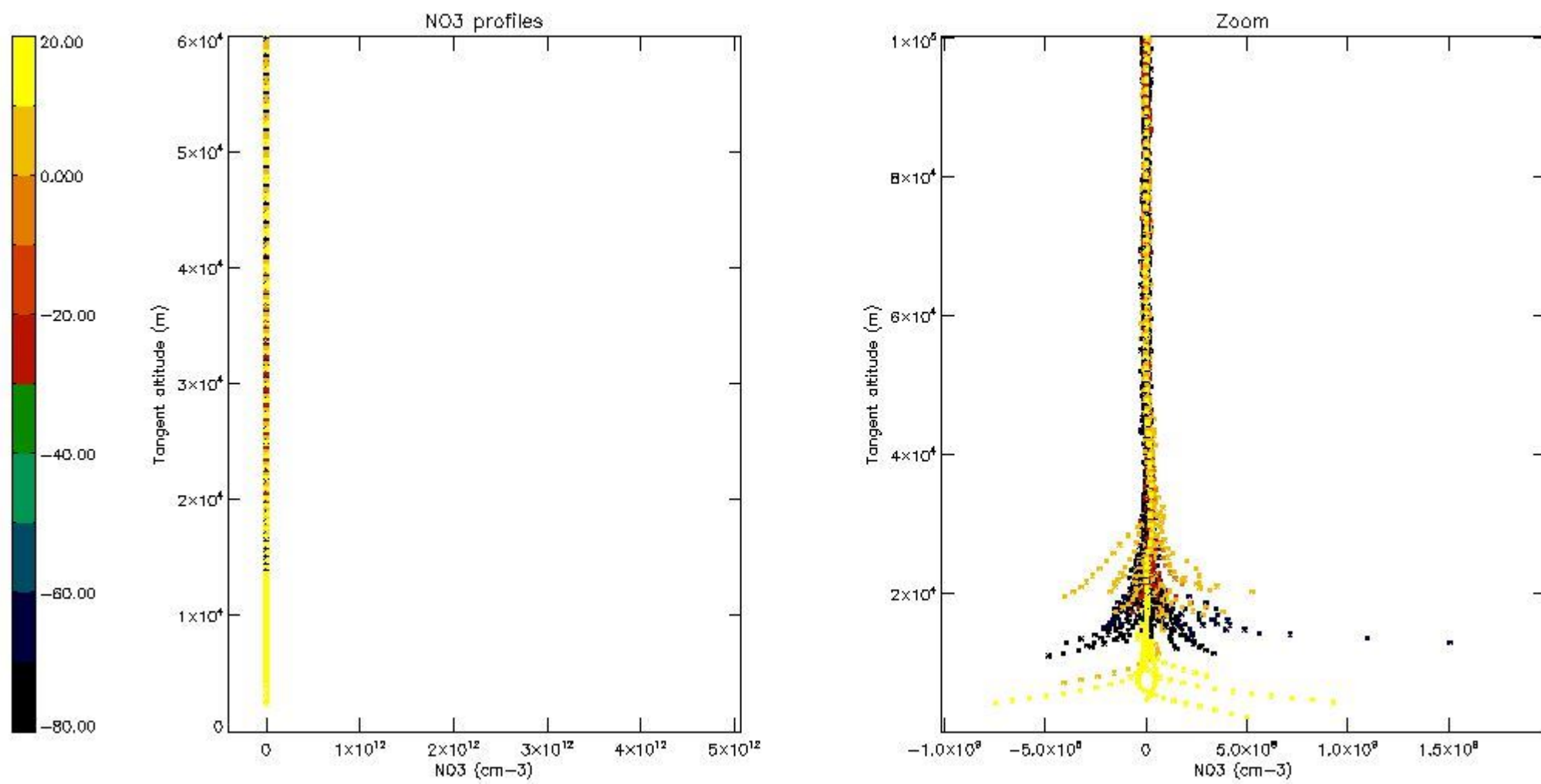
The colorbar represents the latitude.



*5.7 Plot NO3 profiles for all STD (dark without errors)*

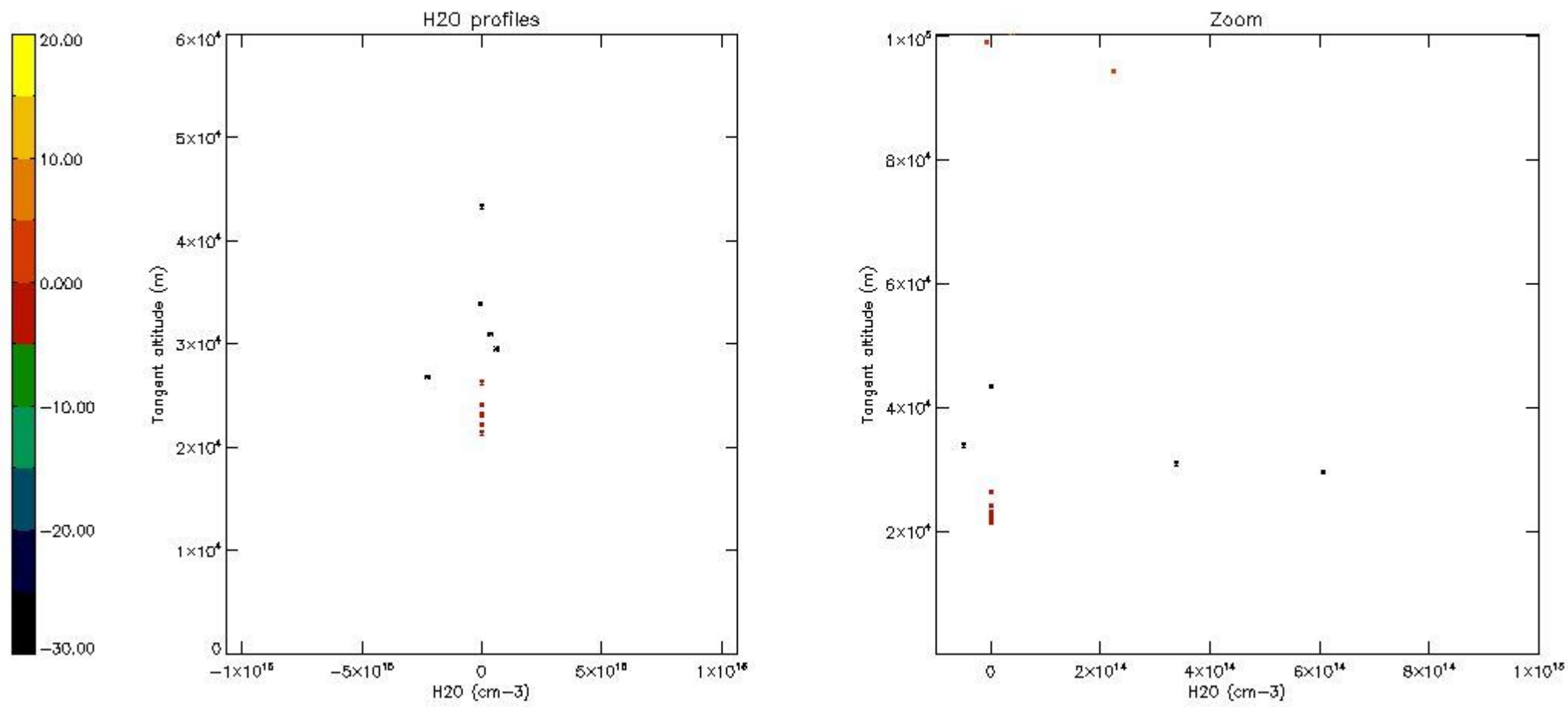
The colorbar represents the latitude.





5.8 Plot H<sub>2</sub>O profiles for all STD (only for occultations of stars 1,2,3,4,13,14,16,26,63 dark without errors)

The colorbar represents the latitude.



## 6. Auxiliary Data Files used for the production reported in section 2

The number reported in the third column indicates since which file (see list in section 2) the corresponding auxiliary file has been used. The fourth column is the date of those product files.

Type	Auxiliary Filename	Used since product	Used since product date
INST_PHYS_CHARACTERISTICS	GOM_INS_AXVIEC20091111_143220_20030716_120000_20500101_000000	1	31-MAR-2007 00:11:59
LEVEL-2_PROC_CONFIG	GOM_PR2_AXVIEC20091111_152718_20020301_000000_20500101_000000	1	31-MAR-2007 00:11:59
CROSS_SECTIONS_FILE	GOM_CRS_AXVIEC20091111_154832_20020301_000000_20500101_000000	1	31-MAR-2007 00:11:59

# GOMOS Level 2 Daily Report

## SUMMARY

### [1. General Info](#)

### [2. Summary of processed GOM\\_NL\\_2P products](#)

### [3. Level 2 Quality information per product](#)

#### [3.1 Plot of level 2 quality information per product \(time dependant\)](#)

#### [3.2 Plot of level 2 quality information per product \(world map\)](#)

### [4. Level 1 Quality information per product \(stored on level 2 products\)](#)

#### [4.1 Plot of level 1 quality information per product \(time dependant\)](#)

##### [4.1.1 Plot of level 1 quality information per product \(time dependant\): ASCENDING](#)

##### [4.1.2 Plot of level 1 quality information per product \(time dependant\): DESCENDING](#)

#### [4.2 Plot of level 1 quality information per product \(world map\)](#)

##### [4.2.1 Plot of level 1 quality information per product \(world map\): ASCENDING](#)

##### [4.2.2 Plot of level 1 quality information per product \(world map\): DESCENDING](#)

### [5. Ozone profiles based on quality statistics and other trace gas profiles](#)

#### [5.1 Ozone statistics based on quality of products](#)

#### [5.2 Plot ozone profiles for all STD \(dark without errors\)](#)

#### [5.3 Plot ozone profiles where STD < 20% \(dark without errors\)](#)

#### [5.4. Plot ozone profiles where STD < 10% \(dark without errors\)](#)

#### [5.5. Plot ozone profiles where STD < 5% \(dark without errors\)](#)

#### [5.6 Plot NO2 profiles for all STD \(dark without errors\)](#)

#### [5.7 Plot NO3 profiles for all STD \(dark without errors\)](#)

#### [5.8 Plot H2O profiles \(only for occultations of stars 1,2,3,4,13,14,16,26,63 dark without errors\) for all STD](#)

### [6. Auxiliary Data Files used for the production reported in section 2](#)

This report presents the daily analysis on parameters extracted from GOMOS level 2 data (GOM\_NL\_\_2P). It is intended to monitor some important parameters that will impact the quality of these products. A list of level 2 products (and content) that have arrived during the reporting day to the PCF is also given.

Item	Value
Time of report generation	22APR2013 17:56:10
Data source version	GOMOS/6.01
Start time of products	31-03-2007 (31MAR2007 00:00:00)
Stop time of products	01-04-2007 (01APR2007 00:00:00)
Store outputs in DB	Yes
Nb of level 2 prods	206
Nb of prods with errors	0

## 2. Summary of processed GOM\_NL\_\_2P products.

Nr	Filename	UTC Start time	Limb	Duration	Star Id	Star Name	Star Mag	Star Temp	Nb Meas	Orbit	Prod. error
1	GOM_NL__2PRFIN20070331_001159_000000352056_00460_26566_5641.N1	31-MAR-2007 00:11:59	Bright	35.000	96	68Del Leo	2.5600	9300.0	70	26566	No
2	GOM_NL__2PRFIN20070331_001850_000000362056_00460_26566_5642.N1	31-MAR-2007 00:18:50	Bright	36.000	174	52Psi UMa	3.0040	4400.0	72	26566	No
3	GOM_NL__2PRFIN20070331_002210_000000362056_00460_26566_5643.N1	31-MAR-2007 00:22:10	Bright	35.500	82	48Bet UMa	2.3650	10600.	71	26566	No
4	GOM_NL__2PRFIN20070331_002341_000000382056_00460_26566_5644.N1	31-MAR-2007 00:23:41	Bright	38.000	36	50Alp UMa	1.8000	6300.0	76	26566	No
5	GOM_NL__2PRFIN20070331_003141_000000342056_00460_26566_5645.N1	31-MAR-2007 00:31:41	Bright	33.500	49	1Alp UMi	1.9900	6300.0	67	26566	No
6	GOM_NL__2PRFIN20070331_003925_000000352056_00460_26566_5646.N1	31-MAR-2007 00:39:25	Bright	35.000	89	5Alp Cep	2.4510	8000.0	70	26566	No
7	GOM_NL__2PRFIN20070331_005443_000000432056_00460_26566_5647.N1	31-MAR-2007 00:54:43	Bright	43.000	61	8Eps Peg	2.1000	3900.0	86	26566	No
8	GOM_NL__2PRFIN20070331_005917_000000442056_00460_26566_5648.N1	31-MAR-2007 00:59:17	Twilight	44.000	154	22Bet Aqr	2.8990	5700.0	88	26566	No
9	GOM_NL__2PRFIN20070331_010152_000000412056_00460_26566_5649.N1	31-MAR-2007 01:01:52	Dark	41.000	142	49Del Cap	2.8500	8900.0	82	26566	No
10	GOM_NL__2PRFIN20070331_011405_000000382056_00460_26566_5650.N1	31-MAR-2007 01:14:05	Dark	37.500	45	Alp Pav	1.9400	26000.	75	26566	No
11	GOM_NL__2PRFIN20070331_012017_000000412056_00461_26567_5669.N1	31-MAR-2007 01:20:17	Dark	41.000	141	Bet Ara	2.8400	4600.0	82	26567	No
12	GOM_NL__2PRFIN20070331_012135_000000422056_00461_26567_5670.N1	31-MAR-2007 01:21:35	Dark	41.500	43	Alp TrA	1.9100	4250.0	83	26567	No
13	GOM_NL__2PRFIN20070331_012324_000000392056_00461_26567_5671.N1	31-MAR-2007 01:23:24	Dark	39.000	134	Bet TrA	2.8100	6600.0	78	26567	No
14	GOM_NL__2PRFIN20070331_012603_000000442056_00461_26567_5672.N1	31-MAR-2007 01:26:03	Dark	43.500	4	Alp1Cen	-0.010000	5800.0	87	26567	No
15	GOM_NL__2PRFIN20070331_012825_000000432056_00461_26567_5673.N1	31-MAR-2007 01:28:25	Straylight	42.500	12	Alp1Cru	0.77500	30000.	85	26567	No
16	GOM_NL__2PRFIN20070331_012951_000000402056_00461_26567_5674.N1	31-MAR-2007 01:29:51	Straylight	39.500	26	Gam Cru	1.6240	2900.0	79	26567	No
17	GOM_NL__2PRFIN20070331_013146_000000402056_00461_26567_5675.N1	31-MAR-2007 01:31:46	Straylight	40.000	64	Gam Cen	2.2000	10600.	80	26567	No
18	GOM_NL__2PRFIN20070331_013945_000000432056_00461_26567_5676.N1	31-MAR-2007 01:39:45	Twilight	43.000	171	2Eps Crv	3.0010	4250.0	86	26567	No
19	GOM_NL__2PRFIN20070331_015235_000000372056_00461_26567_5677.N1	31-MAR-2007 01:52:35	Bright	36.500	96	68Del Leo	2.5600	9300.0	73	26567	No
20	GOM_NL__2PRFIN20070331_015926_000000362056_00461_26567_5678.N1	31-MAR-2007 01:59:26	Bright	35.500	174	52Psi UMa	3.0040	4400.0	71	26567	No
21	GOM_NL__2PRFIN20070331_020246_000000352056_00461_26567_5679.N1	31-MAR-2007 02:02:46	Bright	34.500	82	48Bet UMa	2.3650	10600.	69	26567	No
22	GOM_NL__2PRFIN20070331_020417_000000372056_00461_26567_5680.N1	31-MAR-2007 02:04:17	Bright	37.000	36	50Alp UMa	1.8000	6300.0	74	26567	No
23	GOM_NL__2PRFIN20070331_021217_000000332056_00461_26567_5681.N1	31-MAR-2007 02:12:17	Bright	32.500	49	1Alp UMi	1.9900	6300.0	65	26567	No
24	GOM_NL__2PRFIN20070331_022001_000000372056_00461_26567_5682.N1	31-MAR-2007 02:20:01	Bright	36.500	89	5Alp Cep	2.4510	8000.0	73	26567	No
25	GOM_NL__2PRFIN20070331_023520_000000452056_00461_26567_5683.N1	31-MAR-2007 02:35:20	Bright	44.500	61	8Eps Peg	2.1000	3900.0	89	26567	No
26	GOM_NL__2PRFIN20070331_023953_000000442056_00461_26567_5684.N1	31-MAR-2007 02:39:53	Dark	43.500	154	22Bet Aqr	2.8990	5700.0	87	26567	No
27	GOM_NL__2PRFIN20070331_024229_000000392056_00461_26567_5685.N1	31-MAR-2007 02:42:29	Dark	39.000	142	49Del Cap	2.8500	8900.0	78	26567	No
28	GOM_NL__2PRFIN20070331_025441_000000392056_00461_26567_5686.N1	31-MAR-2007 02:54:41	Dark	38.500	45	Alp Pav	1.9400	26000.	77	26567	No
29	GOM_NL__2PRFIN20070331_030211_000000402056_00462_26568_5681.N1	31-MAR-2007 03:02:11	Dark	39.500	43	Alp TrA	1.9100	4250.0	79	26568	No
30	GOM_NL__2PRFIN20070331_030400_000000402056_00462_26568_5682.N1	31-MAR-2007 03:04:00	Dark	39.500	134	Bet TrA	2.8100	6600.0	79	26568	No
31	GOM_NL__2PRFIN20070331_030640_000000442056_00462_26568_5683.N1	31-MAR-2007 03:06:40	Dark	43.500	4	Alp1Cen	-0.010000	5800.0	87	26568	No
32	GOM_NL__2PRFIN20070331_030901_000000442056_00462_26568_5684.N1	31-MAR-2007 03:09:01	Straylight	43.500	12	Alp1Cru	0.77500	30000.	87	26568	No
33	GOM_NL__2PRFIN20070331_031027_000000442056_00462_26568_5685.N1	31-MAR-2007 03:10:27	Straylight	44.000	26	Gam Cru	1.6240	2900.0	88	26568	No
34	GOM_NL__2PRFIN20070331_031223_000000402056_00462_26568_5686.N1	31-MAR-2007 03:12:23	Straylight	39.500	64	Gam Cen	2.2000	10600.	79	26568	No
35	GOM_NL__2PRFIN20070331_032021_000000452056_00462_26568_5687.N1	31-MAR-2007 03:20:21	Twilight	45.000	171	2Eps Crv	3.0010	4250.0	90	26568	No
36	GOM_NL__2PRFIN20070331_033311_000000362056_00462_26568_5688.N1	31-MAR-2007 03:33:11	Bright	36.000	96	68Del Leo	2.5600	9300.0	72	26568	No
37	GOM_NL__2PRFIN20070331_034001_000000372056_00462_26568_5689.N1	31-MAR-2007 03:40:01	Bright	36.500	174	52Psi UMa	3.0040	4400.0	73	26568	No
38	GOM_NL__2PRFIN20070331_034321_000000362056_00462_26568_5690.N1	31-MAR-2007 03:43:21	Bright	35.500	82	48Bet UMa	2.3650	10600.	71	26568	No
39	GOM_NL__2PRFIN20070331_034453_000000372056_00462_26568_5691.N1	31-MAR-2007 03:44:53	Bright	37.000	36	50Alp UMa	1.8000	6300.0	74	26568	No
40	GOM_NL__2PRFIN20070331_035253_000000332056_00462_26568_5692.N1	31-MAR-2007 03:52:53	Bright	32.500	49	1Alp UMi	1.9900	6300.0	65	26568	No
41	GOM_NL__2PRFIN20070331_040037_000000482056_00462_26568_5693.N1	31-MAR-2007 04:00:37	Bright	48.000	89	5Alp Cep	2.4510	8000.0	96	26568	No
42	GOM_NL__2PRFIN20070331_041556_000000452056_00462_26568_5694.N1	31-MAR-2007 04:15:56	Bright	45.000	61	8Eps Peg	2.1000	3900.0	90	26568	No



43	GOM_NL__2PRFIN20070331_042029_000000432056_00462_26568_5695.N1	31-MAR-2007 04:20:29	Dark	43.000	154	22Bet Aqr	2.8990	5700.0	86	26568	No
44	GOM_NL__2PRFIN20070331_042305_000000402056_00462_26568_5696.N1	31-MAR-2007 04:23:05	Dark	40.000	142	49Del Cap	2.8500	8900.0	80	26568	No
45	GOM_NL__2PRFIN20070331_043518_000000382056_00462_26568_5697.N1	31-MAR-2007 04:35:18	Dark	37.500	45	Alp Pav	1.9400	26000.	75	26568	No
46	GOM_NL__2PRFIN20070331_044248_000000492056_00463_26569_5695.N1	31-MAR-2007 04:42:48	Dark	49.000	43	Alp TrA	1.9100	4250.0	98	26569	No
47	GOM_NL__2PRFIN20070331_044437_000000372056_00463_26569_5696.N1	31-MAR-2007 04:44:37	Dark	37.000	134	Bet TrA	2.8100	6600.0	74	26569	No
48	GOM_NL__2PRFIN20070331_044716_000000442056_00463_26569_5697.N1	31-MAR-2007 04:47:16	Dark	43.500	4	Alp1Cen	-0.010000	5800.0	87	26569	No
49	GOM_NL__2PRFIN20070331_044937_000000432056_00463_26569_5698.N1	31-MAR-2007 04:49:37	Straylight	43.000	12	Alp1Cru	0.77500	30000.	86	26569	No
50	GOM_NL__2PRFIN20070331_045103_000000472056_00463_26569_5699.N1	31-MAR-2007 04:51:03	Straylight	46.500	26	Gam Cru	1.6240	2900.0	93	26569	No
51	GOM_NL__2PRFIN20070331_045259_000000412056_00463_26569_5700.N1	31-MAR-2007 04:52:59	Straylight	40.500	64	Gam Cen	2.2000	10600.	81	26569	No
52	GOM_NL__2PRFIN20070331_050057_000000442056_00463_26569_5701.N1	31-MAR-2007 05:00:57	Tw_i_and_stray	43.500	171	2Eps Crv	3.0010	4250.0	87	26569	No
53	GOM_NL__2PRFIN20070331_051347_000000362056_00463_26569_5702.N1	31-MAR-2007 05:13:47	Bright	36.000	96	68Del Leo	2.5600	9300.0	72	26569	No
54	GOM_NL__2PRFIN20070331_052037_000000362056_00463_26569_5703.N1	31-MAR-2007 05:20:37	Bright	35.500	174	52Psi UMa	3.0040	4400.0	71	26569	No
55	GOM_NL__2PRFIN20070331_052357_000000352056_00463_26569_5704.N1	31-MAR-2007 05:23:57	Bright	34.500	82	48Bet UMa	2.3650	10600.	69	26569	No
56	GOM_NL__2PRFIN20070331_052529_000000382056_00463_26569_5705.N1	31-MAR-2007 05:25:29	Bright	37.500	36	50Alp UMa	1.8000	6300.0	75	26569	No
57	GOM_NL__2PRFIN20070331_053329_000000362056_00463_26569_5706.N1	31-MAR-2007 05:33:29	Bright	36.000	49	1Alp UMi	1.9900	6300.0	72	26569	No
58	GOM_NL__2PRFIN20070331_054113_000000362056_00463_26569_5707.N1	31-MAR-2007 05:41:13	Bright	35.500	89	5Alp Cep	2.4510	8000.0	71	26569	No
59	GOM_NL__2PRFIN20070331_055632_000000432056_00463_26569_5708.N1	31-MAR-2007 05:56:32	Bright	43.000	61	8Eps Peg	2.1000	3900.0	86	26569	No
60	GOM_NL__2PRFIN20070331_060106_000000422056_00463_26569_5709.N1	31-MAR-2007 06:01:06	Dark	42.000	154	22Bet Aqr	2.8990	5700.0	84	26569	No
61	GOM_NL__2PRFIN20070331_060341_000000392056_00463_26569_5710.N1	31-MAR-2007 06:03:41	Dark	39.000	142	49Del Cap	2.8500	8900.0	78	26569	No
62	GOM_NL__2PRFIN20070331_061554_000000392056_00463_26569_5711.N1	31-MAR-2007 06:15:54	Dark	38.500	45	Alp Pav	1.9400	26000.	77	26569	No
63	GOM_NL__2PRFIN20070331_080244_000000402056_00465_26571_5716.N1	31-MAR-2007 08:02:44	Dark	40.000	141	Bet Ara	2.8400	4600.0	80	26571	No
64	GOM_NL__2PRFIN20070331_080400_000000412056_00465_26571_5717.N1	31-MAR-2007 08:04:00	Dark	40.500	43	Alp TrA	1.9100	4250.0	81	26571	No
65	GOM_NL__2PRFIN20070331_080550_000000392056_00465_26571_5718.N1	31-MAR-2007 08:05:50	Dark	39.000	134	Bet TrA	2.8100	6600.0	78	26571	No
66	GOM_NL__2PRFIN20070331_080829_000000442056_00465_26571_5719.N1	31-MAR-2007 08:08:29	Dark	44.000	4	Alp1Cen	-0.010000	5800.0	88	26571	No
67	GOM_NL__2PRFIN20070331_081050_000000422056_00465_26571_5720.N1	31-MAR-2007 08:10:50	Straylight	41.500	12	Alp1Cru	0.77500	30000.	83	26571	No
68	GOM_NL__2PRFIN20070331_081216_000000442056_00465_26571_5721.N1	31-MAR-2007 08:12:16	Straylight	44.000	26	Gam Cru	1.6240	2900.0	88	26571	No
69	GOM_NL__2PRFIN20070331_081411_000000412056_00465_26571_5722.N1	31-MAR-2007 08:14:11	Straylight	41.000	64	Gam Cen	2.2000	10600.	82	26571	No
70	GOM_NL__2PRFIN20070331_082210_000000422056_00465_26571_5723.N1	31-MAR-2007 08:22:10	Tw_i_and_stray	42.000	171	2Eps Crv	3.0010	4250.0	84	26571	No
71	GOM_NL__2PRFIN20070331_082338_000000332056_00465_26571_5724.N1	31-MAR-2007 08:23:38	Tw_i_and_stray	32.500	100	4Gam Crv	2.5800	13100.	65	26571	No
72	GOM_NL__2PRFIN20070331_083459_000000362056_00465_26571_5725.N1	31-MAR-2007 08:34:59	Bright	36.000	96	68Del Leo	2.5600	9300.0	72	26571	No
73	GOM_NL__2PRFIN20070331_084149_000000372056_00465_26571_5726.N1	31-MAR-2007 08:41:49	Bright	37.000	174	52Psi UMa	3.0040	4400.0	74	26571	No
74	GOM_NL__2PRFIN20070331_084509_000000372056_00465_26571_5727.N1	31-MAR-2007 08:45:09	Bright	37.000	82	48Bet UMa	2.3650	10600.	74	26571	No
75	GOM_NL__2PRFIN20070331_084641_000000362056_00465_26571_5728.N1	31-MAR-2007 08:46:41	Bright	36.000	36	50Alp UMa	1.8000	6300.0	72	26571	No
76	GOM_NL__2PRFIN20070331_085441_000000362056_00465_26571_5729.N1	31-MAR-2007 08:54:41	Bright	36.000	49	1Alp UMi	1.9900	6300.0	72	26571	No
77	GOM_NL__2PRFIN20070331_090225_000000362056_00465_26571_5730.N1	31-MAR-2007 09:02:25	Bright	36.000	89	5Alp Cep	2.4510	8000.0	72	26571	No
78	GOM_NL__2PRFIN20070331_091744_000000462056_00465_26571_5731.N1	31-MAR-2007 09:17:44	Bright	45.500	61	8Eps Peg	2.1000	3900.0	91	26571	No
79	GOM_NL__2PRFIN20070331_092218_000000422056_00465_26571_5732.N1	31-MAR-2007 09:22:18	Dark	41.500	154	22Bet Aqr	2.8990	5700.0	83	26571	No
80	GOM_NL__2PRFIN20070331_092453_000000412056_00465_26571_5733.N1	31-MAR-2007 09:24:53	Dark	41.000	142	49Del Cap	2.8500	8900.0	82	26571	No
81	GOM_NL__2PRFIN20070331_093707_000000392056_00465_26571_5734.N1	31-MAR-2007 09:37:07	Dark	39.000	45	Alp Pav	1.9400	26000.	78	26571	No
82	GOM_NL__2PRFIN20070331_094437_000000402056_00466_26572_5814.N1	31-MAR-2007 09:44:37	Dark	40.000	43	Alp TrA	1.9100	4250.0	80	26572	No
83	GOM_NL__2PRFIN20070331_094626_000000392056_00466_26572_5815.N1	31-MAR-2007 09:46:26	Dark	38.500	134	Bet TrA	2.8100	6600.0	77	26572	No
84	GOM_NL__2PRFIN20070331_094905_000000552056_00466_26572_5816.N1	31-MAR-2007 09:49:05	Dark	54.500	4	Alp1Cen	-0.010000	5800.0	109	26572	No
85	GOM_NL__2PRFIN20070331_095126_000000402056_00466_26572_5817.N1	31-MAR-2007 09:51:26	Straylight	39.500	12	Alp1Cru	0.77500	30000.	79	26572	No
86	GOM_NL__2PRFIN20070331_095252_000000502056_00466_26572_5818.N1	31-MAR-2007 09:52:52	Straylight	50.000	26	Gam Cru	1.6240	2900.0	100	26572	No
87	GOM_NL__2PRFIN20070331_095447_000000402056_00466_26572_5819.N1	31-MAR-2007 09:54:47	Straylight	39.500	64	Gam Cen	2.2000	10600.	79	26572	No
88	GOM_NL__2PRFIN20070331_100246_000000442056_00466_26572_5820.N1	31-MAR-2007 10:02:46	Tw_i_and_stray	43.500	171	2Eps Crv	3.0010	4250.0	87	26572	No
89	GOM_NL__2PRFIN20070331_100413_000000412056_00466_26572_5821.N1	31-MAR-2007 10:04:13	Tw_i_and_stray	40.500	100	4Gam Crv	2.5800	13100.	81	26572	No
90	GOM_NL__2PRFIN20070331_101535_000000362056_00466_26572_5822.N1	31-MAR-2007 10:15:35	Bright	36.000	96	68Del Leo	2.5600	9300.0	72	26572	No
91	GOM_NL__2PRFIN20070331_102225_000000362056_00466_26572_5823.N1	31-MAR-2007 10:22:25	Bright	36.000	174	52Psi UMa	3.0040	4400.0	72	26572	No
92	GOM_NL__2PRFIN20070331_102545_000000362056_00466_26572_5824.N1	31-MAR-2007 10:25:45	Bright	36.000	82	48Bet UMa	2.3650	10600.	72	26572	No
93	GOM_NL__2PRFIN20070331_102716_000000362056_00466_26572_5825.N1	31-MAR-2007 10:27:16	Bright	36.000	36	50Alp UMa	1.8000	6300.0	72	26572	No
94	GOM_NL__2PRFIN20070331_103517_000000362056_00466_26572_5826.N1	31-MAR-2007 10:35:17	Bright	36.000	49	1Alp UMi	1.9900	6300.0	72	26572	No
95	GOM_NL__2PRFIN20070331_104300_000000362056_00466_26572_5827.N1	31-MAR-2007 10:43:00	Bright	36.000	89	5Alp Cep	2.4510	8000.0	72	26572	No
96	GOM_NL__2PRFIN20070331_105821_000000422056_00466_26572_5828.N1	31-MAR-2007 10:58:21	Bright	42.000	61	8Eps Peg	2.1000	3900.0	84	26572	No
97	GOM_NL__2PRFIN20070331_110255_000000442056_00466_26572_5829.N1	31-MAR-2007 11:02:55	Dark	44.000	154	22Bet Aqr	2.8990	5700.0	88	26572	No
98	GOM_NL__2PRFIN20070331_110530_000000392056_00466_26572_5830.N1	31-MAR-2007 11:05:30	Dark	38.500	142	49Del Cap	2.8500	8900.0	77	26572	No
99	GOM_NL__2PRFIN20070331_111743_000000372056_00466_26572_5831.N1	31-MAR-2007 11:17:43	Dark	37.000	45	Alp Pav	1.9400	26000.	74	26572	No
100	GOM_NL__2PRFIN20070331_112513_000000372056_00467_26573_5832.N1	31-MAR-2007 11:25:13	Dark	37.000	43	Alp TrA	1.9100	4250.0	74	26573	No
101	GOM_NL__2PRFIN20070331_112703_000000402056_00467_26573_5833.N1	31-MAR-2007 11:27:03	Dark	39.500	134	Bet TrA	2.8100	6600.0	79	26573	No

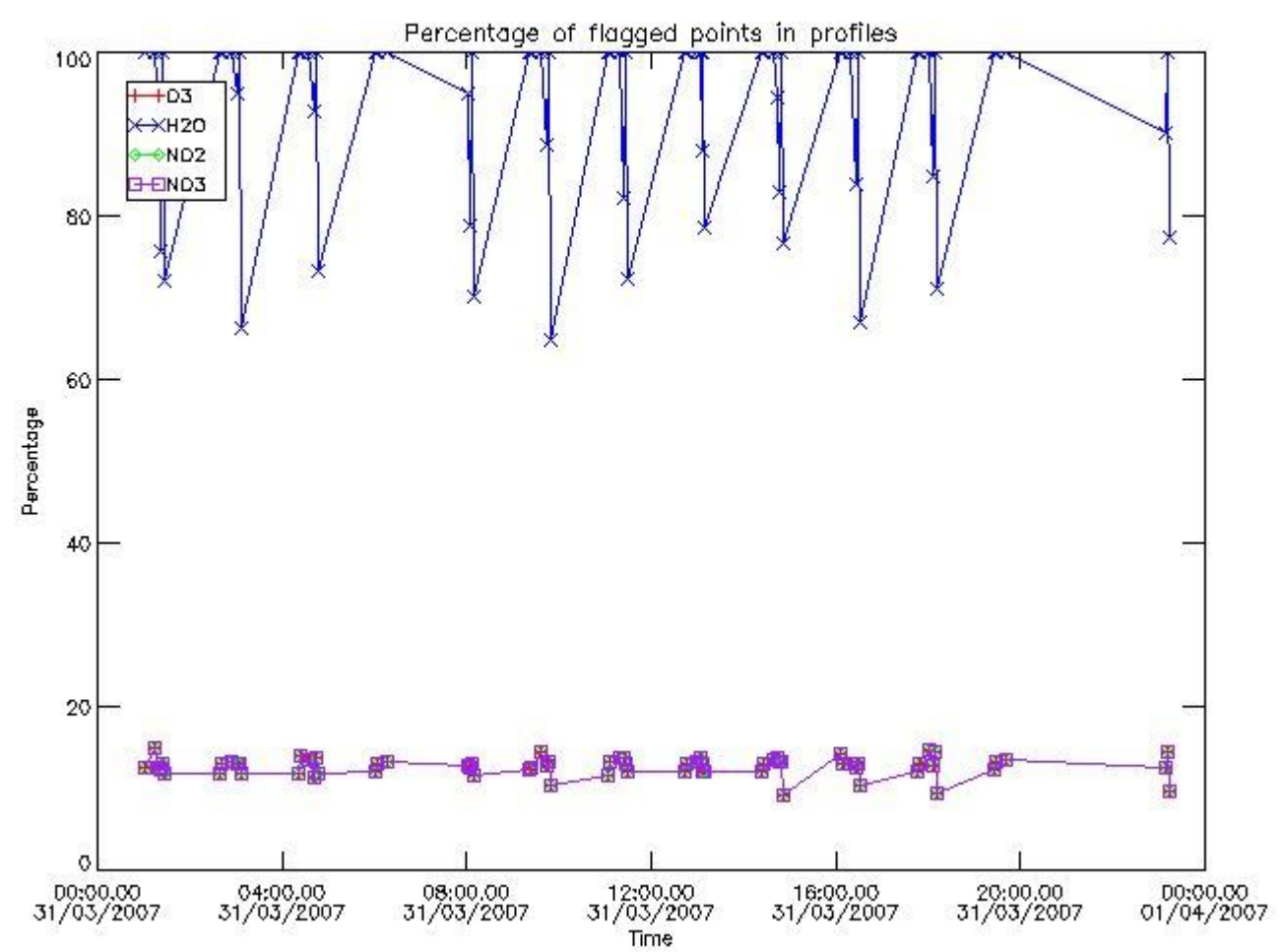
102	GOM_NL__2PRFIN20070331_112942_000000422056_00467_26573_5834.N1	31-MAR-2007 11:29:42	Dark	42.000	4	Alp1Cen	-0.010000	5800.0	84	26573	No
103	GOM_NL__2PRFIN20070331_113202_000000422056_00467_26573_5835.N1	31-MAR-2007 11:32:02	Straylight	42.000	12	Alp1Cru	0.77500	30000.	84	26573	No
104	GOM_NL__2PRFIN20070331_113328_000000492056_00467_26573_5836.N1	31-MAR-2007 11:33:28	Straylight	48.500	26	Gam Cru	1.6240	2900.0	97	26573	No
105	GOM_NL__2PRFIN20070331_113524_000000382056_00467_26573_5837.N1	31-MAR-2007 11:35:24	Straylight	38.000	64	Gam Cen	2.2000	10600.	76	26573	No
106	GOM_NL__2PRFIN20070331_114321_000000432056_00467_26573_5838.N1	31-MAR-2007 11:43:21	Tw_i_and_stray	42.500	171	2Eps Crv	3.0010	4250.0	85	26573	No
107	GOM_NL__2PRFIN20070331_114450_000000422056_00467_26573_5839.N1	31-MAR-2007 11:44:50	Tw_i_and_stray	42.000	100	4Gam Crv	2.5800	13100.	84	26573	No
108	GOM_NL__2PRFIN20070331_115611_000000362056_00467_26573_5840.N1	31-MAR-2007 11:56:11	Bright	35.500	96	68Del Leo	2.5600	9300.0	71	26573	No
109	GOM_NL__2PRFIN20070331_120301_000000352056_00467_26573_5841.N1	31-MAR-2007 12:03:01	Bright	34.500	174	52Psi UMa	3.0040	4400.0	69	26573	No
110	GOM_NL__2PRFIN20070331_120621_000000362056_00467_26573_5842.N1	31-MAR-2007 12:06:21	Bright	35.500	82	48Bet UMa	2.3650	10600.	71	26573	No
111	GOM_NL__2PRFIN20070331_120752_000000382056_00467_26573_5843.N1	31-MAR-2007 12:07:52	Bright	37.500	36	50Alp UMa	1.8000	6300.0	75	26573	No
112	GOM_NL__2PRFIN20070331_121553_000000352056_00467_26573_5844.N1	31-MAR-2007 12:15:53	Bright	35.000	49	1Alp UMi	1.9900	6300.0	70	26573	No
113	GOM_NL__2PRFIN20070331_122336_000000432056_00467_26573_5845.N1	31-MAR-2007 12:23:36	Bright	42.500	89	5Alp Cep	2.4510	8000.0	85	26573	No
114	GOM_NL__2PRFIN20070331_123857_000000452056_00467_26573_5846.N1	31-MAR-2007 12:38:57	Bright	45.000	61	8Eps Peg	2.1000	3900.0	90	26573	No
115	GOM_NL__2PRFIN20070331_124331_000000432056_00467_26573_5847.N1	31-MAR-2007 12:43:31	Dark	42.500	154	22Bet Aqr	2.8990	5700.0	85	26573	No
116	GOM_NL__2PRFIN20070331_124606_000000402056_00467_26573_5848.N1	31-MAR-2007 12:46:06	Dark	39.500	142	49Del Cap	2.8500	8900.0	79	26573	No
117	GOM_NL__2PRFIN20070331_125819_000000392056_00467_26573_5849.N1	31-MAR-2007 12:58:19	Dark	38.500	45	Alp Pav	1.9400	26000.	77	26573	No
118	GOM_NL__2PRFIN20070331_130434_000000372056_00468_26574_5854.N1	31-MAR-2007 13:04:34	Dark	37.000	141	Bet Ara	2.8400	4600.0	74	26574	No
119	GOM_NL__2PRFIN20070331_130549_000000422056_00468_26574_5855.N1	31-MAR-2007 13:05:49	Dark	42.000	43	Alp TrA	1.9100	4250.0	84	26574	No
120	GOM_NL__2PRFIN20070331_130739_000000392056_00468_26574_5856.N1	31-MAR-2007 13:07:39	Dark	39.000	134	Bet TrA	2.8100	6600.0	78	26574	No
121	GOM_NL__2PRFIN20070331_131018_000000432056_00468_26574_5857.N1	31-MAR-2007 13:10:18	Dark	42.500	4	Alp1Cen	-0.010000	5800.0	85	26574	No
122	GOM_NL__2PRFIN20070331_131238_000000452056_00468_26574_5858.N1	31-MAR-2007 13:12:38	Straylight	44.500	12	Alp1Cru	0.77500	30000.	89	26574	No
123	GOM_NL__2PRFIN20070331_131404_000000492056_00468_26574_5859.N1	31-MAR-2007 13:14:04	Straylight	49.000	26	Gam Cru	1.6240	2900.0	98	26574	No
124	GOM_NL__2PRFIN20070331_131600_000000392056_00468_26574_5860.N1	31-MAR-2007 13:16:00	Straylight	39.000	64	Gam Cen	2.2000	10600.	78	26574	No
125	GOM_NL__2PRFIN20070331_132358_000000442056_00468_26574_5861.N1	31-MAR-2007 13:23:58	Tw_i_and_stray	43.500	171	2Eps Crv	3.0010	4250.0	87	26574	No
126	GOM_NL__2PRFIN20070331_132526_000000422056_00468_26574_5862.N1	31-MAR-2007 13:25:26	Tw_i_and_stray	41.500	100	4Gam Crv	2.5800	13100.	83	26574	No
127	GOM_NL__2PRFIN20070331_133647_000000362056_00468_26574_5863.N1	31-MAR-2007 13:36:47	Bright	36.000	96	68Del Leo	2.5600	9300.0	72	26574	No
128	GOM_NL__2PRFIN20070331_134336_000000362056_00468_26574_5864.N1	31-MAR-2007 13:43:36	Bright	36.000	174	52Psi UMa	3.0040	4400.0	72	26574	No
129	GOM_NL__2PRFIN20070331_134657_000000362056_00468_26574_5865.N1	31-MAR-2007 13:46:57	Bright	36.000	82	48Bet UMa	2.3650	10600.	72	26574	No
130	GOM_NL__2PRFIN20070331_134828_000000382056_00468_26574_5866.N1	31-MAR-2007 13:48:28	Bright	38.000	36	50Alp UMa	1.8000	6300.0	76	26574	No
131	GOM_NL__2PRFIN20070331_135629_000000342056_00468_26574_5867.N1	31-MAR-2007 13:56:29	Bright	34.000	49	1Alp UMi	1.9900	6300.0	68	26574	No
132	GOM_NL__2PRFIN20070331_140412_000000372056_00468_26574_5868.N1	31-MAR-2007 14:04:12	Bright	37.000	89	5Alp Cep	2.4510	8000.0	74	26574	No
133	GOM_NL__2PRFIN20070331_141933_000000452056_00468_26574_5869.N1	31-MAR-2007 14:19:33	Bright	45.000	61	8Eps Peg	2.1000	3900.0	90	26574	No
134	GOM_NL__2PRFIN20070331_142407_000000432056_00468_26574_5870.N1	31-MAR-2007 14:24:07	Dark	42.500	154	22Bet Aqr	2.8990	5700.0	85	26574	No
135	GOM_NL__2PRFIN20070331_142642_000000392056_00468_26574_5871.N1	31-MAR-2007 14:26:42	Dark	39.000	142	49Del Cap	2.8500	8900.0	78	26574	No
136	GOM_NL__2PRFIN20070331_143856_000000382056_00468_26574_5872.N1	31-MAR-2007 14:38:56	Dark	38.000	45	Alp Pav	1.9400	26000.	76	26574	No
137	GOM_NL__2PRFIN20070331_144510_000000372056_00469_26575_5869.N1	31-MAR-2007 14:45:10	Dark	37.000	141	Bet Ara	2.8400	4600.0	74	26575	No
138	GOM_NL__2PRFIN20070331_144626_000000392056_00469_26575_5870.N1	31-MAR-2007 14:46:26	Dark	38.500	43	Alp TrA	1.9100	4250.0	77	26575	No
139	GOM_NL__2PRFIN20070331_144815_000000392056_00469_26575_5871.N1	31-MAR-2007 14:48:15	Dark	38.500	134	Bet TrA	2.8100	6600.0	77	26575	No
140	GOM_NL__2PRFIN20070331_145054_000000562056_00469_26575_5872.N1	31-MAR-2007 14:50:54	Dark	56.000	4	Alp1Cen	-0.010000	5800.0	112	26575	No
141	GOM_NL__2PRFIN20070331_145314_000000462056_00469_26575_5873.N1	31-MAR-2007 14:53:14	Straylight	45.500	12	Alp1Cru	0.77500	30000.	91	26575	No
142	GOM_NL__2PRFIN20070331_145440_000000452056_00469_26575_5874.N1	31-MAR-2007 14:54:40	Straylight	44.500	26	Gam Cru	1.6240	2900.0	89	26575	No
143	GOM_NL__2PRFIN20070331_145636_000000392056_00469_26575_5875.N1	31-MAR-2007 14:56:36	Straylight	39.000	64	Gam Cen	2.2000	10600.	78	26575	No
144	GOM_NL__2PRFIN20070331_150434_000000432056_00469_26575_5876.N1	31-MAR-2007 15:04:34	Tw_i_and_stray	42.500	171	2Eps Crv	3.0010	4250.0	85	26575	No
145	GOM_NL__2PRFIN20070331_150602_000000412056_00469_26575_5877.N1	31-MAR-2007 15:06:02	Tw_i_and_stray	40.500	100	4Gam Crv	2.5800	13100.	81	26575	No
146	GOM_NL__2PRFIN20070331_151722_000000362056_00469_26575_5878.N1	31-MAR-2007 15:17:22	Bright	36.000	96	68Del Leo	2.5600	9300.0	72	26575	No
147	GOM_NL__2PRFIN20070331_152412_000000352056_00469_26575_5879.N1	31-MAR-2007 15:24:12	Bright	35.000	174	52Psi UMa	3.0040	4400.0	70	26575	No
148	GOM_NL__2PRFIN20070331_152733_000000422056_00469_26575_5880.N1	31-MAR-2007 15:27:33	Bright	42.000	82	48Bet UMa	2.3650	10600.	84	26575	No
149	GOM_NL__2PRFIN20070331_152904_000000382056_00469_26575_5881.N1	31-MAR-2007 15:29:04	Bright	37.500	36	50Alp UMa	1.8000	6300.0	75	26575	No
150	GOM_NL__2PRFIN20070331_153705_000000352056_00469_26575_5882.N1	31-MAR-2007 15:37:05	Bright	35.000	49	1Alp UMi	1.9900	6300.0	70	26575	No
151	GOM_NL__2PRFIN20070331_154448_000000362056_00469_26575_5883.N1	31-MAR-2007 15:44:48	Bright	36.000	89	5Alp Cep	2.4510	8000.0	72	26575	No
152	GOM_NL__2PRFIN20070331_160009_000000462056_00469_26575_5884.N1	31-MAR-2007 16:00:09	Bright	45.500	61	8Eps Peg	2.1000	3900.0	91	26575	No
153	GOM_NL__2PRFIN20070331_160443_000000402056_00469_26575_5885.N1	31-MAR-2007 16:04:43	Dark	39.500	154	22Bet Aqr	2.8990	5700.0	79	26575	No
154	GOM_NL__2PRFIN20070331_160718_000000392056_00469_26575_5886.N1	31-MAR-2007 16:07:18	Dark	39.000	142	49Del Cap	2.8500	8900.0	78	26575	No
155	GOM_NL__2PRFIN20070331_161932_000000392056_00469_26575_5887.N1	31-MAR-2007 16:19:32	Dark	39.000	45	Alp Pav	1.9400	26000.	78	26575	No
156	GOM_NL__2PRFIN20070331_162702_000000412056_00470_26576_5880.N1	31-MAR-2007 16:27:02	Dark	40.500	43	Alp TrA	1.9100	4250.0	81	26576	No
157	GOM_NL__2PRFIN20070331_162852_000000392056_00470_26576_5881.N1	31-MAR-2007 16:28:52	Dark	39.000	134	Bet TrA	2.8100	6600.0	78	26576	No
158	GOM_NL__2PRFIN20070331_163131_000000492056_00470_26576_5882.N1	31-MAR-2007 16:31:31	Dark	49.000	4	Alp1Cen	-0.010000	5800.0	98	26576	No
159	GOM_NL__2PRFIN20070331_163350_000000392056_00470_26576_5883.N1	31-MAR-2007 16:33:50	Straylight	39.000	12	Alp1Cru	0.77500	30000.	78	26576	No
160	GOM_NL__2PRFIN20070331_163517_000000462056_00470_26576_5884.N1	31-MAR-2007 16:35:17	Straylight	45.500	26	Gam Cru	1.6240	2900.0	91	26576	No

161	GOM_NL__2PRFIN20070331_163713_000000402056_00470_26576_5885.N1	31-MAR-2007 16:37:13	Straylight	40.000	64	Gam Cen	2.2000	10600.	80	26576	No
162	GOM_NL__2PRFIN20070331_164510_000000422056_00470_26576_5886.N1	31-MAR-2007 16:45:10	Twilight_stray	41.500	171	2Eps Crv	3.0010	4250.0	83	26576	No
163	GOM_NL__2PRFIN20070331_164638_000000442056_00470_26576_5887.N1	31-MAR-2007 16:46:38	Twilight_stray	44.000	100	4Gam Crv	2.5800	13100.	88	26576	No
164	GOM_NL__2PRFIN20070331_165758_000000362056_00470_26576_5888.N1	31-MAR-2007 16:57:58	Bright	35.500	96	68Del Leo	2.5600	9300.0	71	26576	No
165	GOM_NL__2PRFIN20070331_170448_000000362056_00470_26576_5889.N1	31-MAR-2007 17:04:48	Bright	36.000	174	52Psi UMa	3.0040	4400.0	72	26576	No
166	GOM_NL__2PRFIN20070331_170808_000000372056_00470_26576_5890.N1	31-MAR-2007 17:08:08	Bright	36.500	82	48Bet UMa	2.3650	10600.	73	26576	No
167	GOM_NL__2PRFIN20070331_170940_000000372056_00470_26576_5891.N1	31-MAR-2007 17:09:40	Bright	37.000	36	50Alp UMa	1.8000	6300.0	74	26576	No
168	GOM_NL__2PRFIN20070331_171741_000000372056_00470_26576_5892.N1	31-MAR-2007 17:17:41	Bright	36.500	49	1Alp UMi	1.9900	6300.0	73	26576	No
169	GOM_NL__2PRFIN20070331_172524_000000352056_00470_26576_5893.N1	31-MAR-2007 17:25:24	Bright	34.500	89	5Alp Cep	2.4510	8000.0	69	26576	No
170	GOM_NL__2PRFIN20070331_174046_000000432056_00470_26576_5894.N1	31-MAR-2007 17:40:46	Bright	42.500	61	8Eps Peg	2.1000	3900.0	85	26576	No
171	GOM_NL__2PRFIN20070331_174520_000000422056_00470_26576_5895.N1	31-MAR-2007 17:45:20	Dark	42.000	154	22Bet Aqr	2.8990	5700.0	84	26576	No
172	GOM_NL__2PRFIN20070331_174755_000000402056_00470_26576_5896.N1	31-MAR-2007 17:47:55	Dark	39.500	142	49Del Cap	2.8500	8900.0	79	26576	No
173	GOM_NL__2PRFIN20070331_180008_000000382056_00470_26576_5897.N1	31-MAR-2007 18:00:08	Dark	38.000	45	Alp Pav	1.9400	26000.	76	26576	No
174	GOM_NL__2PRFIN20070331_180739_000000402056_00471_26577_5913.N1	31-MAR-2007 18:07:39	Dark	40.000	43	Alp TrA	1.9100	4250.0	80	26577	No
175	GOM_NL__2PRFIN20070331_180928_000000392056_00471_26577_5914.N1	31-MAR-2007 18:09:28	Dark	39.000	134	Bet TrA	2.8100	6600.0	78	26577	No
176	GOM_NL__2PRFIN20070331_181207_000000542056_00471_26577_5915.N1	31-MAR-2007 18:12:07	Dark	54.000	4	Alp1Cen	-0.010000	5800.0	108	26577	No
177	GOM_NL__2PRFIN20070331_181426_000000432056_00471_26577_5916.N1	31-MAR-2007 18:14:26	Straylight	43.000	12	Alp1Cru	0.77500	30000.	86	26577	No
178	GOM_NL__2PRFIN20070331_181553_000000472056_00471_26577_5917.N1	31-MAR-2007 18:15:53	Straylight	47.000	26	Gam Cru	1.6240	2900.0	94	26577	No
179	GOM_NL__2PRFIN20070331_181749_000000412056_00471_26577_5918.N1	31-MAR-2007 18:17:49	Straylight	41.000	64	Gam Cen	2.2000	10600.	82	26577	No
180	GOM_NL__2PRFIN20070331_182546_000000442056_00471_26577_5919.N1	31-MAR-2007 18:25:46	Twilight_stray	44.000	171	2Eps Crv	3.0010	4250.0	88	26577	No
181	GOM_NL__2PRFIN20070331_182714_000000442056_00471_26577_5920.N1	31-MAR-2007 18:27:14	Twilight_stray	44.000	100	4Gam Crv	2.5800	13100.	88	26577	No
182	GOM_NL__2PRFIN20070331_183834_000000362056_00471_26577_5921.N1	31-MAR-2007 18:38:34	Bright	35.500	96	68Del Leo	2.5600	9300.0	71	26577	No
183	GOM_NL__2PRFIN20070331_184524_000000372056_00471_26577_5922.N1	31-MAR-2007 18:45:24	Bright	36.500	174	52Psi UMa	3.0040	4400.0	73	26577	No
184	GOM_NL__2PRFIN20070331_184844_000000372056_00471_26577_5923.N1	31-MAR-2007 18:48:44	Bright	37.000	82	48Bet UMa	2.3650	10600.	74	26577	No
185	GOM_NL__2PRFIN20070331_185016_000000362056_00471_26577_5924.N1	31-MAR-2007 18:50:16	Bright	36.000	36	50Alp UMa	1.8000	6300.0	72	26577	No
186	GOM_NL__2PRFIN20070331_185817_000000372056_00471_26577_5925.N1	31-MAR-2007 18:58:17	Bright	36.500	49	1Alp UMi	1.9900	6300.0	73	26577	No
187	GOM_NL__2PRFIN20070331_190600_000000362056_00471_26577_5926.N1	31-MAR-2007 19:06:00	Bright	36.000	89	5Alp Cep	2.4510	8000.0	72	26577	No
188	GOM_NL__2PRFIN20070331_192122_000000452056_00471_26577_5927.N1	31-MAR-2007 19:21:22	Bright	44.500	61	8Eps Peg	2.1000	3900.0	89	26577	No
189	GOM_NL__2PRFIN20070331_192556_000000422056_00471_26577_5928.N1	31-MAR-2007 19:25:56	Dark	41.500	154	22Bet Aqr	2.8990	5700.0	83	26577	No
190	GOM_NL__2PRFIN20070331_192831_000000392056_00471_26577_5929.N1	31-MAR-2007 19:28:31	Dark	38.500	142	49Del Cap	2.8500	8900.0	77	26577	No
191	GOM_NL__2PRFIN20070331_194044_000000382056_00471_26577_5930.N1	31-MAR-2007 19:40:44	Dark	37.500	45	Alp Pav	1.9400	26000.	75	26577	No
192	GOM_NL__2PRFIN20070331_230927_000000412056_00474_26580_5953.N1	31-MAR-2007 23:09:27	Dark	40.500	43	Alp TrA	1.9100	4250.0	81	26580	No
193	GOM_NL__2PRFIN20070331_231117_000000392056_00474_26580_5954.N1	31-MAR-2007 23:11:17	Dark	38.500	134	Bet TrA	2.8100	6600.0	77	26580	No
194	GOM_NL__2PRFIN20070331_231356_000000542056_00474_26580_5955.N1	31-MAR-2007 23:13:56	Dark	53.500	4	Alp1Cen	-0.010000	5800.0	107	26580	No
195	GOM_NL__2PRFIN20070331_231645_000000422056_00474_26580_5956.N1	31-MAR-2007 23:16:45	Straylight	42.000	20	Bet Cru	1.2530	30000.	84	26580	No
196	GOM_NL__2PRFIN20070331_231816_000000422056_00474_26580_5957.N1	31-MAR-2007 23:18:16	Straylight	41.500	95	Zet Cen	2.5450	26000.	83	26580	No
197	GOM_NL__2PRFIN20070331_231943_000000402056_00474_26580_5958.N1	31-MAR-2007 23:19:43	Straylight	40.000	99	Del Cen	2.5750	26000.	80	26580	No
198	GOM_NL__2PRFIN20070331_232211_000000442056_00474_26580_5959.N1	31-MAR-2007 23:22:11	Straylight	44.000	123	lot Cen	2.7500	10200.	88	26580	No
199	GOM_NL__2PRFIN20070331_232703_000000462056_00474_26580_5960.N1	31-MAR-2007 23:27:03	Twilight_stray	45.500	106	9Bet Crv	2.6480	5600.0	91	26580	No
200	GOM_NL__2PRFIN20070331_232902_000000422056_00474_26580_5961.N1	31-MAR-2007 23:29:02	Twilight_stray	42.000	100	4Gam Crv	2.5800	13100.	84	26580	No
201	GOM_NL__2PRFIN20070331_233846_000000392056_00474_26580_5962.N1	31-MAR-2007 23:38:46	Bright	39.000	62	94Bet Leo	2.1360	9700.0	78	26580	No
202	GOM_NL__2PRFIN20070331_234022_000000362056_00474_26580_5963.N1	31-MAR-2007 23:40:22	Bright	36.000	96	68Del Leo	2.5600	9300.0	72	26580	No
203	GOM_NL__2PRFIN20070331_234711_000000362056_00474_26580_5964.N1	31-MAR-2007 23:47:11	Bright	35.500	174	52Psi UMa	3.0040	4400.0	71	26580	No
204	GOM_NL__2PRFIN20070331_235014_000000372056_00474_26580_5965.N1	31-MAR-2007 23:50:14	Bright	36.500	87	64Gam UMa	2.4330	11000.	73	26580	No
205	GOM_NL__2PRFIN20070331_235203_000000392056_00474_26580_5966.N1	31-MAR-2007 23:52:03	Bright	38.500	36	50Alp UMa	1.8000	6300.0	77	26580	No
206	GOM_NL__2PRFIN20070331_235824_000000412056_00474_26580_5967.N1	31-MAR-2007 23:58:24	Bright	40.500	60	7Bet UMi	2.0810	3950.0	81	26580	No

### 3. Quality information per product

In this section it is plotted some information contained in the Quality Summary data set of the level 2 products. Only products in dark limb conditions and without errors (error flag in the MPH set to "0") are used.

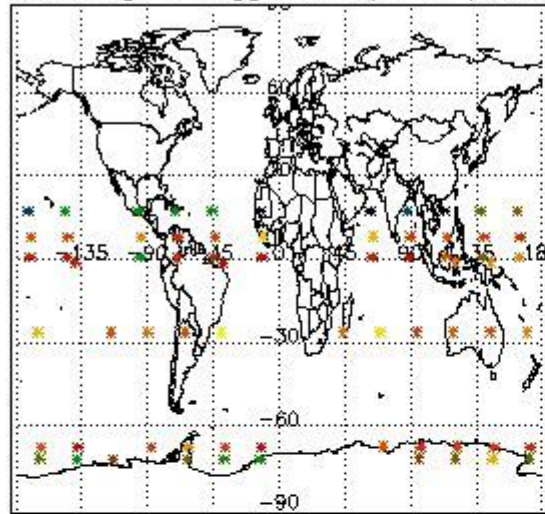
#### 3.1 Plot quality information per product (time dependant)



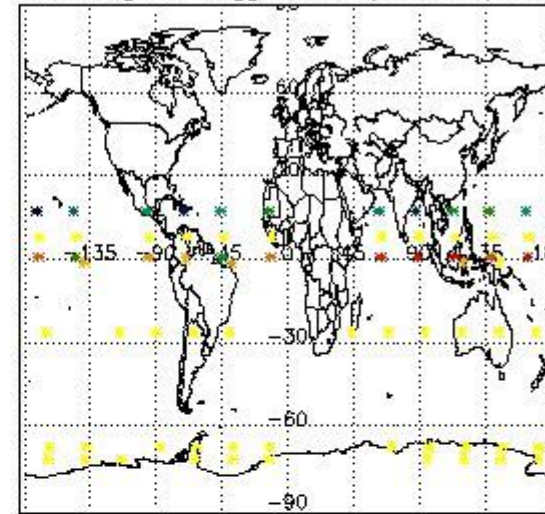
3.2 Plot quality information per product (world map)




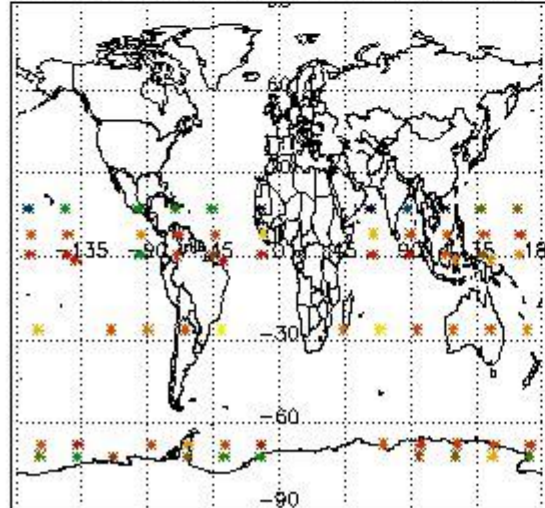
Percentage of flagged data per O3 profile



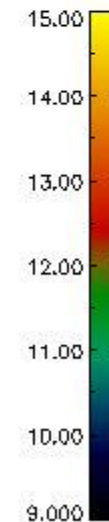
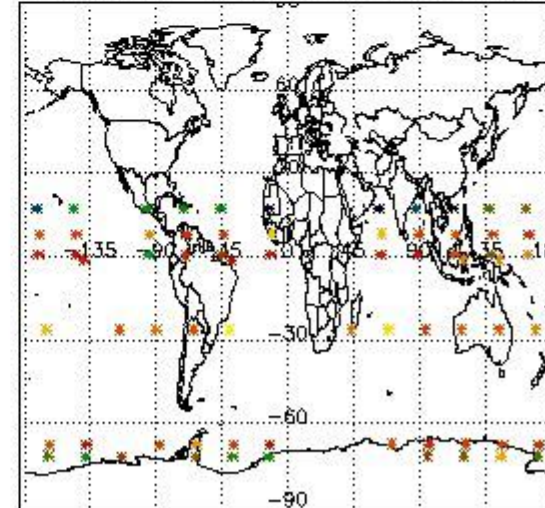
Percentage of flagged data per H2O profile



Percentage of flagged data per NO2 profile



Percentage of flagged data per NO3 profile

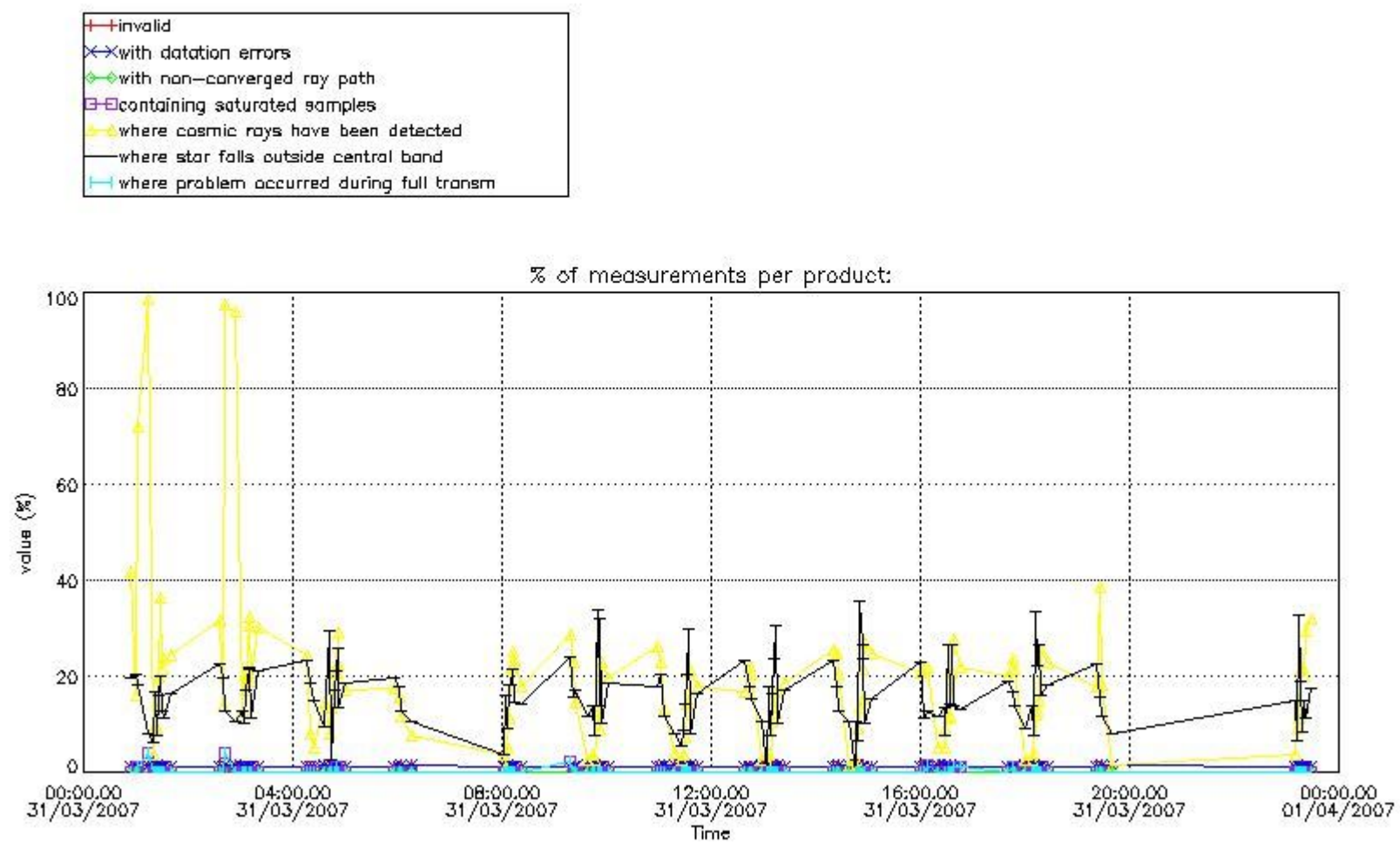


#### 4. Level 1 quality information per product

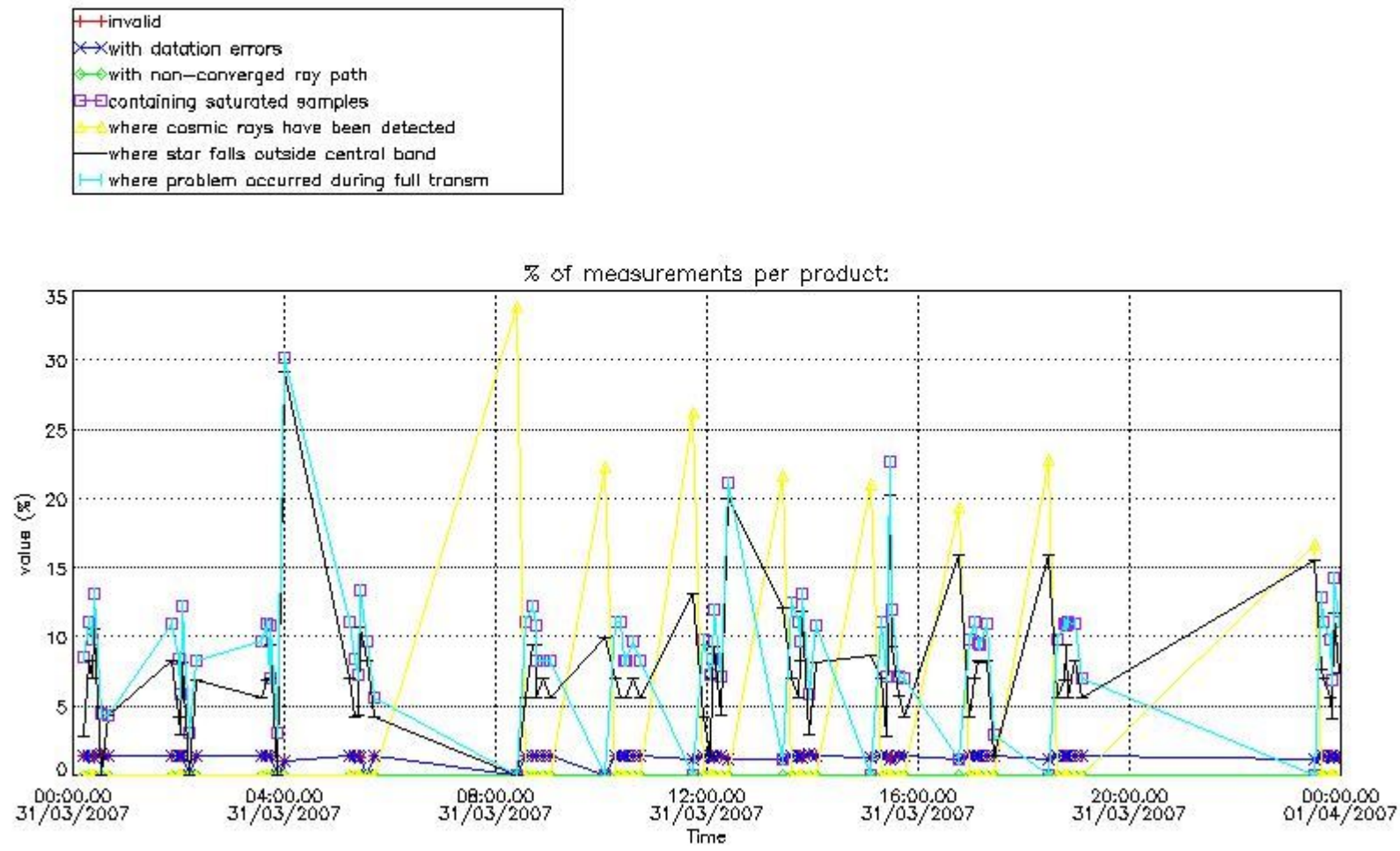
In this section it is plotted some information contained in the Quality Summary data set of the level 2 products that comes from the level 1b processing. Products without errors (error flag in the MPH set to "0") are used.

##### 4.1 Plot quality information per product (time dependant) coming from level 1b processing

###### 4.1.1 Plot level 1 quality information per product (time dependant): ENVISAT ASCENDING passes



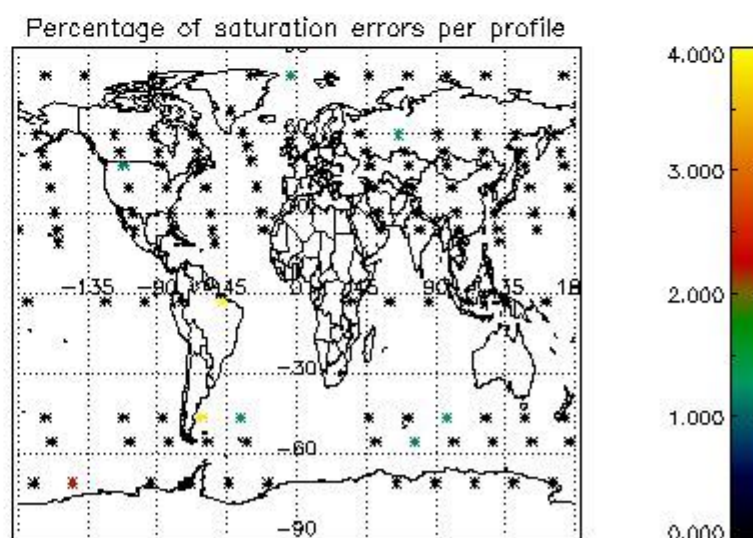
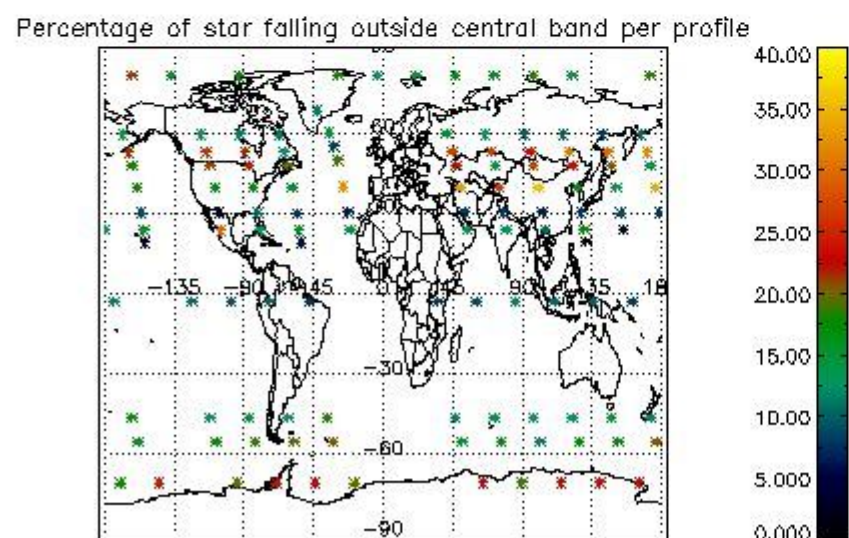
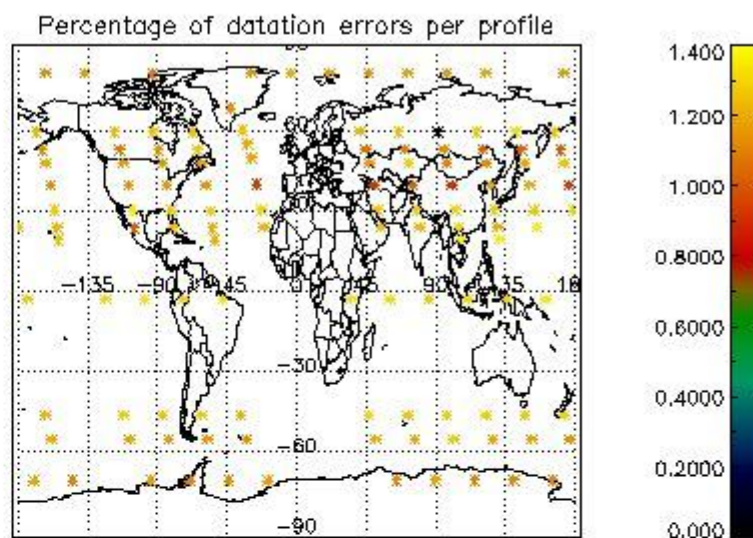
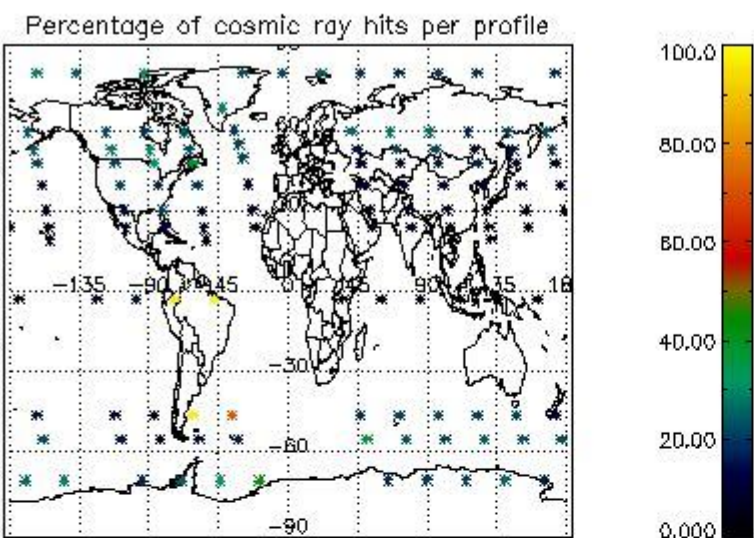
4.1.2 Plot level 1 quality information per product (time dependant): ENVI SAT DESCENDING passes



*4.2 Plot quality information per product coming from level 1b processing (world map)*

*4.2.1 Plot level 1 quality information per product (world map): ENVISAT ASCENDING passes*

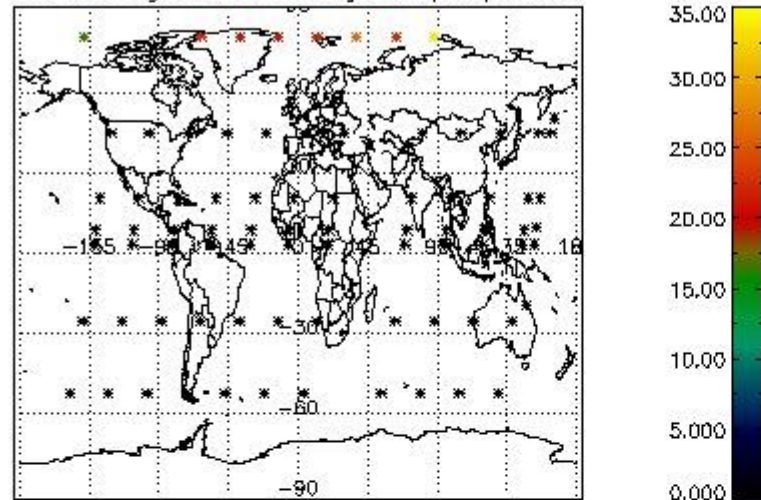




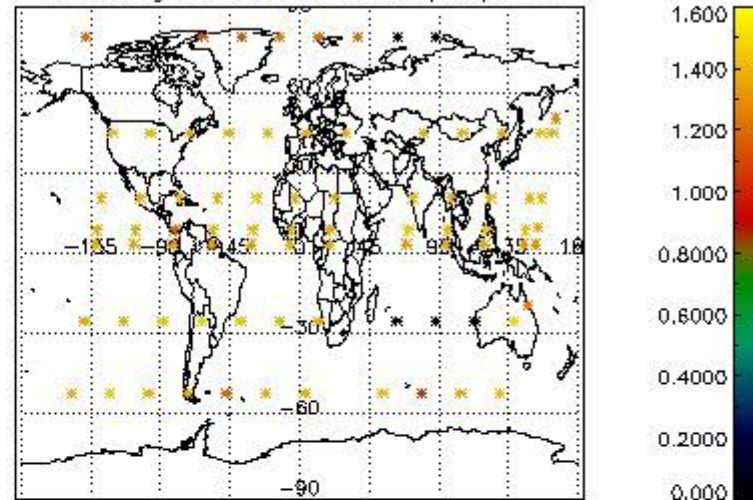
4.2.2 Plot level 1 quality information per product (world map): ENVISAT DESCENDING passes



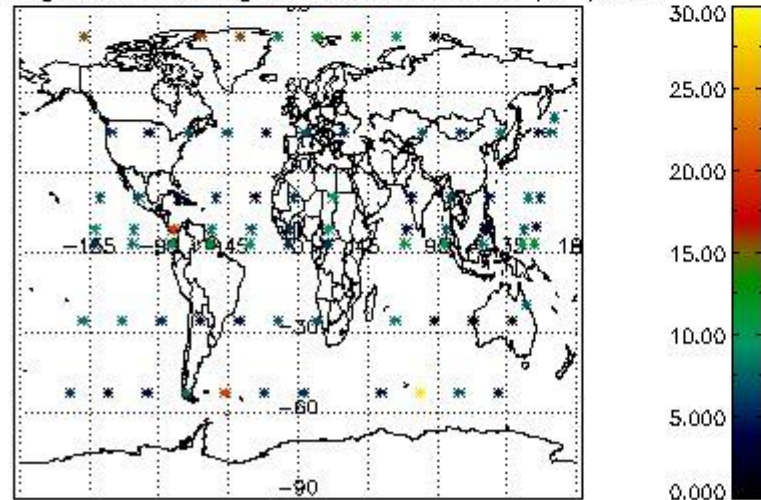
Percentage of cosmic ray hits per profile



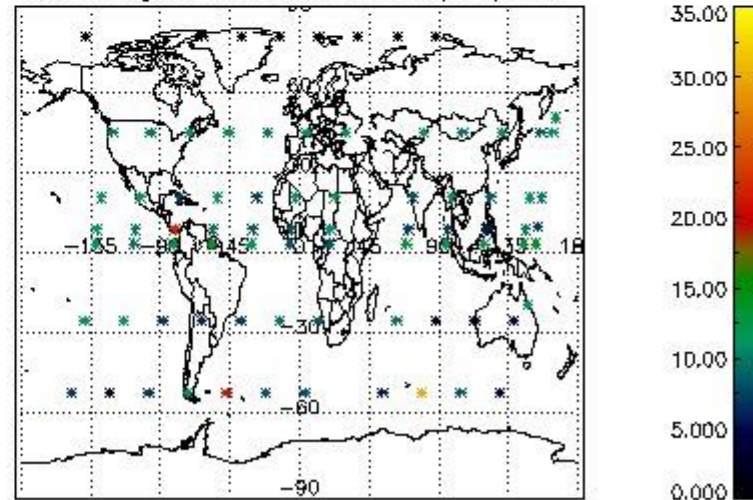
Percentage of datation errors per profile



Percentage of star falling outside central band per profile



Percentage of saturation errors per profile



## 5. Trace gas profiles

### 5.1 Ozone statistics based on quality of products

The final quality of the products can be "measured" using the STD (Standard Deviation) attached to every point profile. This information is written to the parameter GOM\_NL\_\_2P/NL\_LOCAL\_SPECIES\_DENSITY/o3\_std of the level 2 products. The table below shows the statistics for given STD ranges.

The statistics are given with respect to the overall valid production:

- Products without fatal errors: GOM\_NL\_\_2P/MPH/PRODUCT\_ERR=0
- Valid point profile: GOM\_NL\_\_2P/NL\_LOCAL\_SPECIES\_DENSITY/pcd(0)=0

The 'Criteria' is applied to valid points of dark limb products:

- Products in dark limb illumination condition: GOM\_NL\_\_2P/NL\_SUMMARY\_QUALITY/obs\_ill\_cond=0
- Products without fatal errors: GOM\_NL\_\_2P/MPH/PRODUCT\_ERR=0
- Valid point profile: GOM\_NL\_\_2P/NL\_LOCAL\_SPECIES\_DENSITY/pcd(0)=0

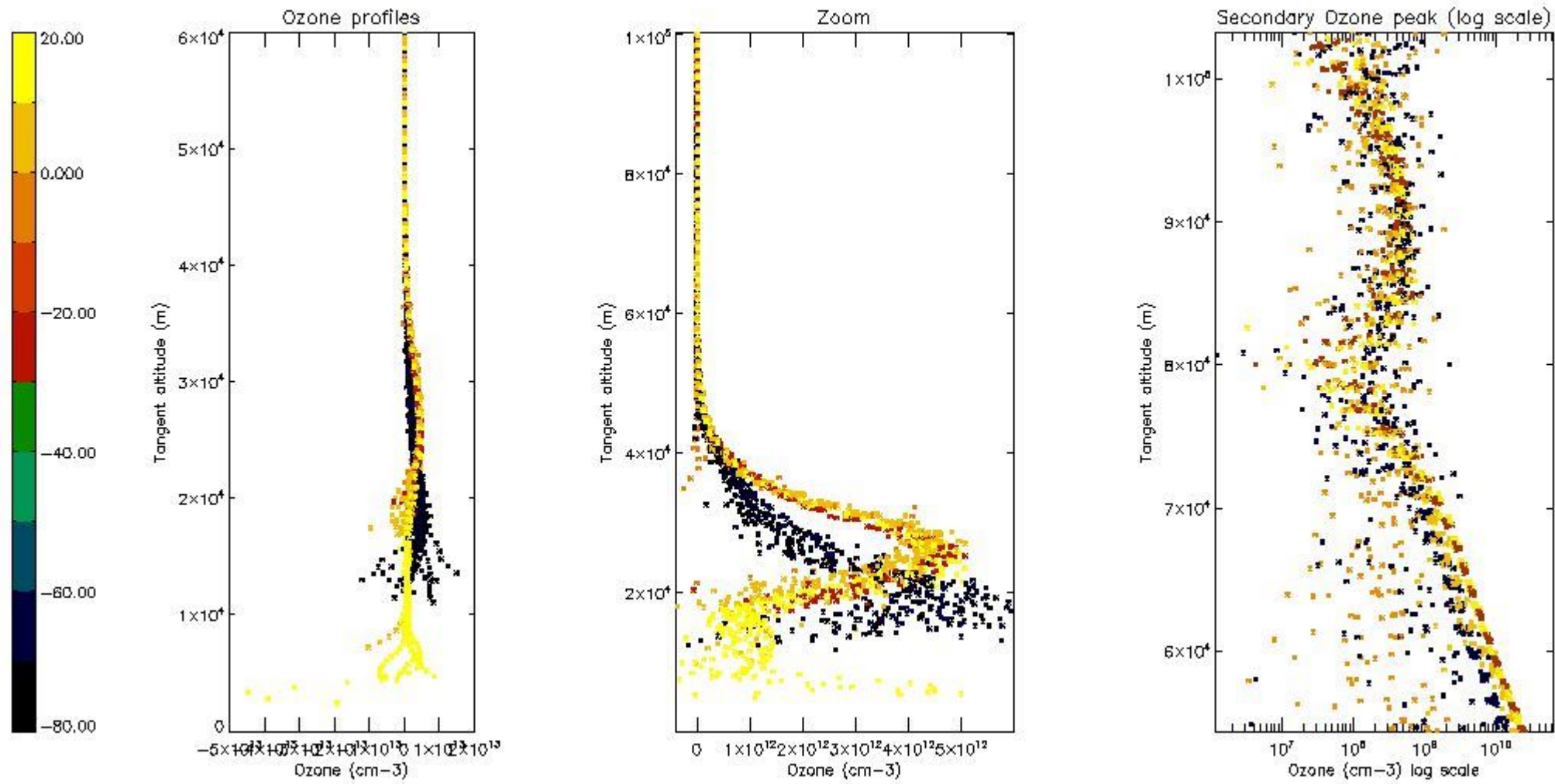
So, the table below shows the percentage of dark limb and valid observations for each criteria with respect to the overall valid daily observations.

Criteria	% of total production
All STD	35
STD < 20	16

STD < 10	10
STD < 5	5

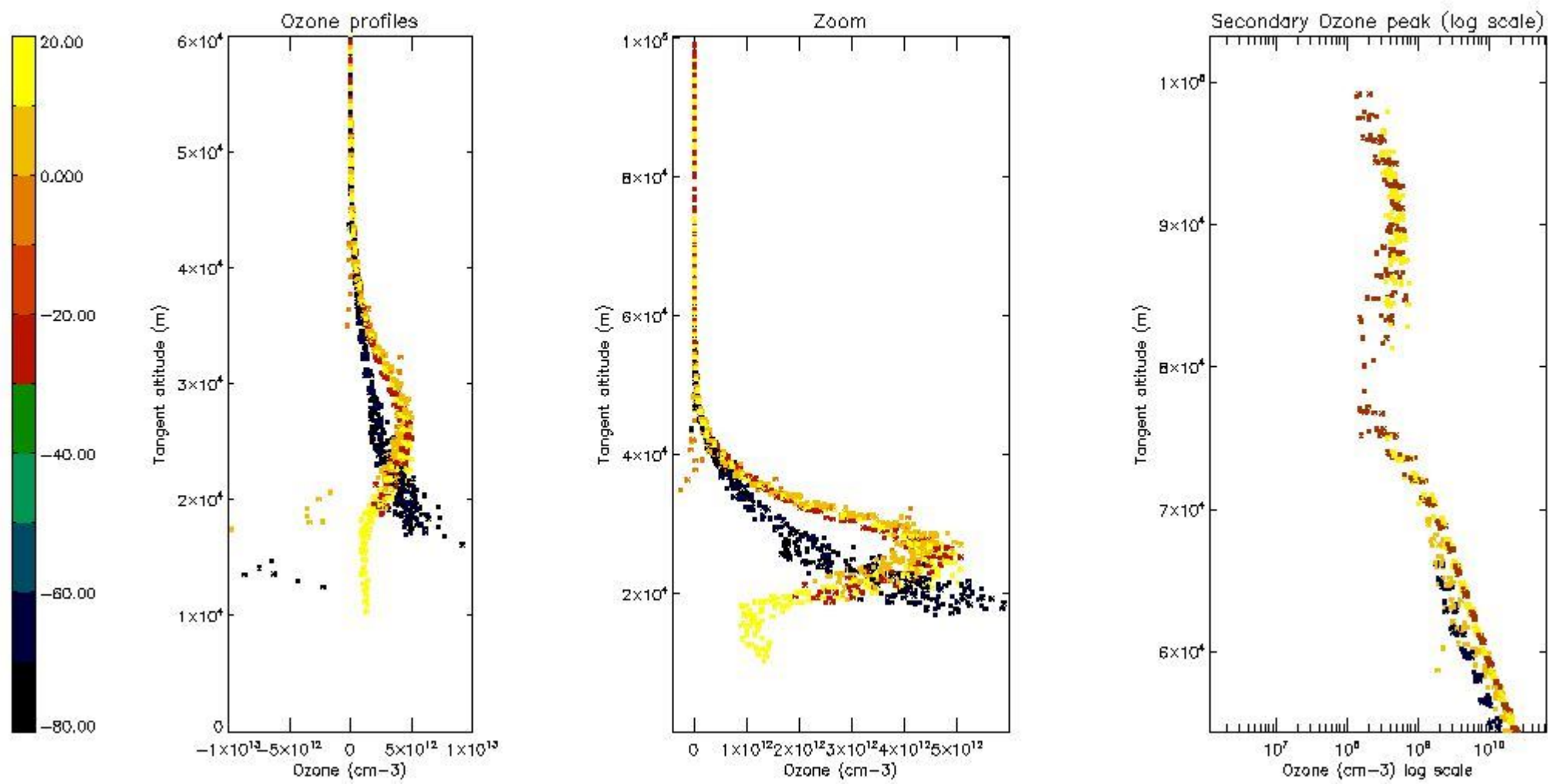
5.2 Plot ozone profiles for all STD (dark without errors)

The colorbar represents the latitude.



5.3 Plot ozone profiles where STD < 20% (dark without errors)

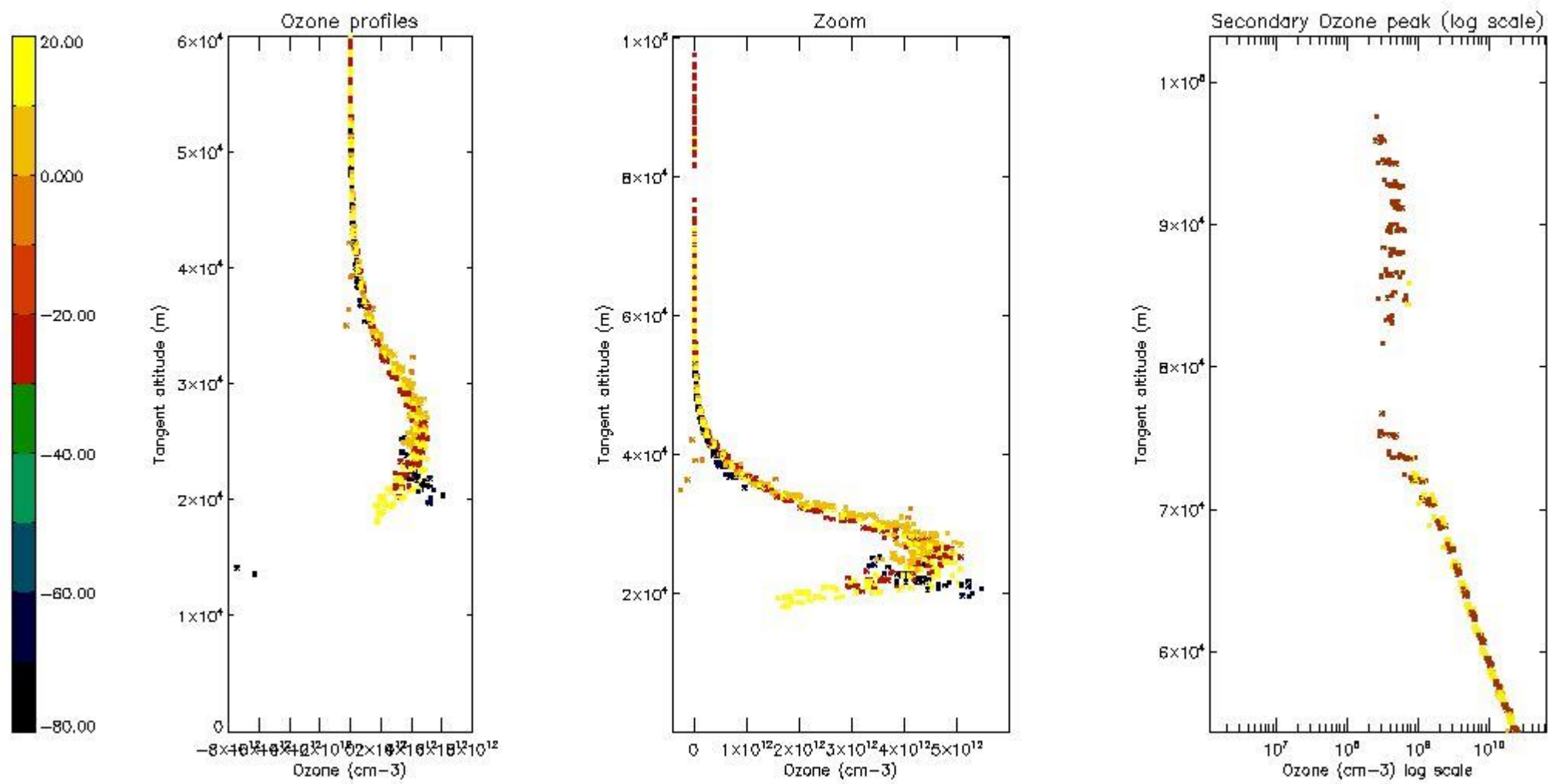
The colorbar represents the latitude.



*5.4 Plot ozone profiles where STD < 10% (dark without errors)*

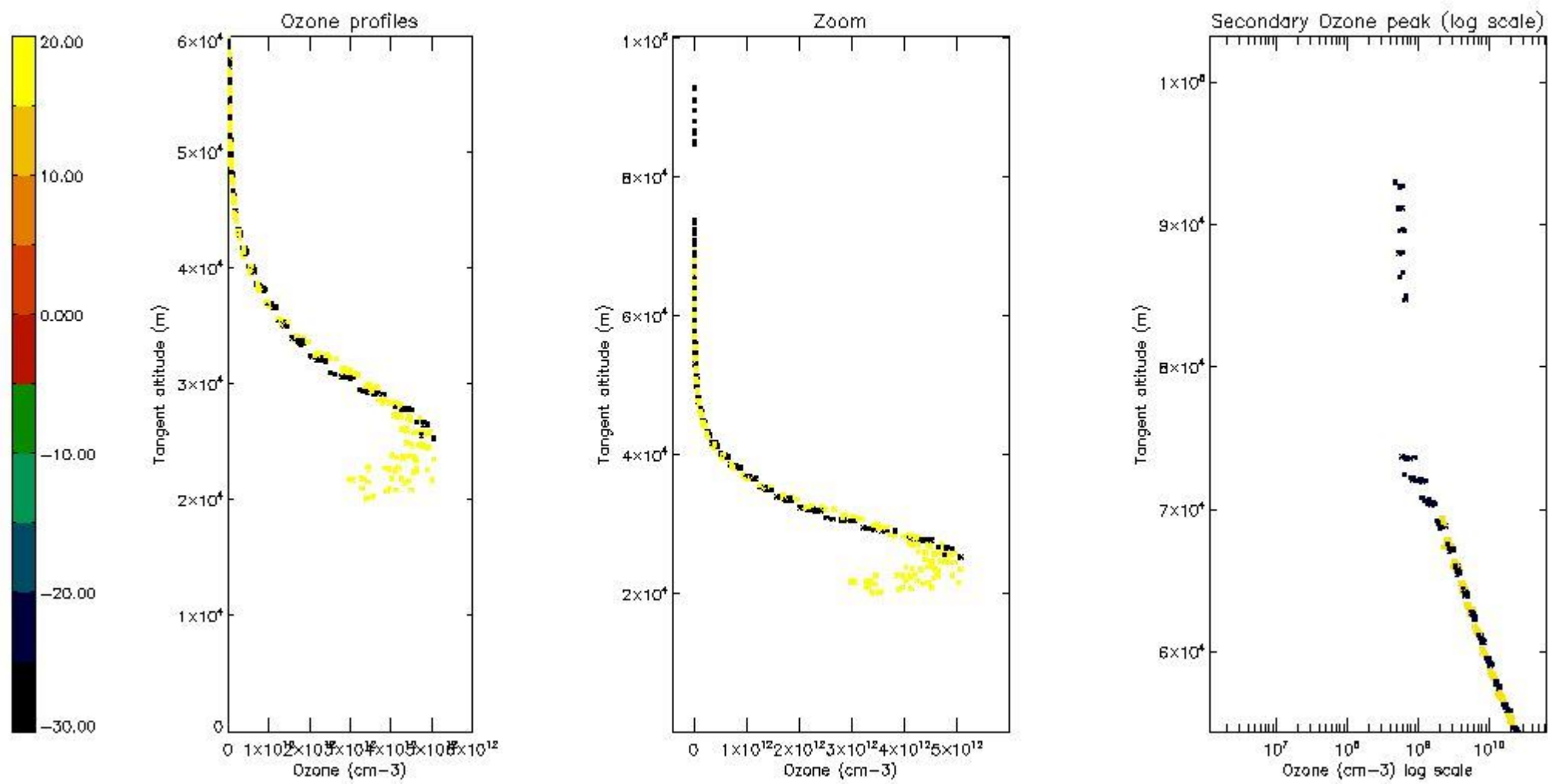
The colorbar represents the latitude.





*5.5 Plot ozone profiles where STD < 5% (dark without errors)*

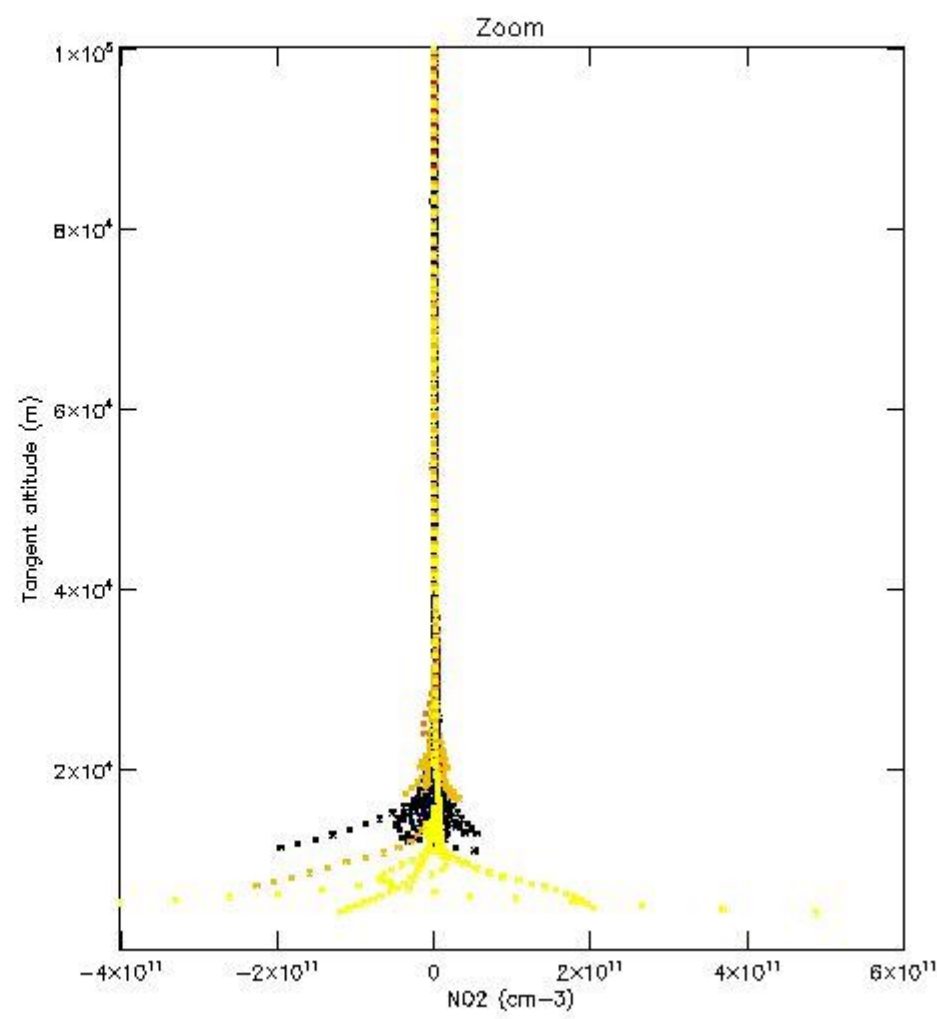
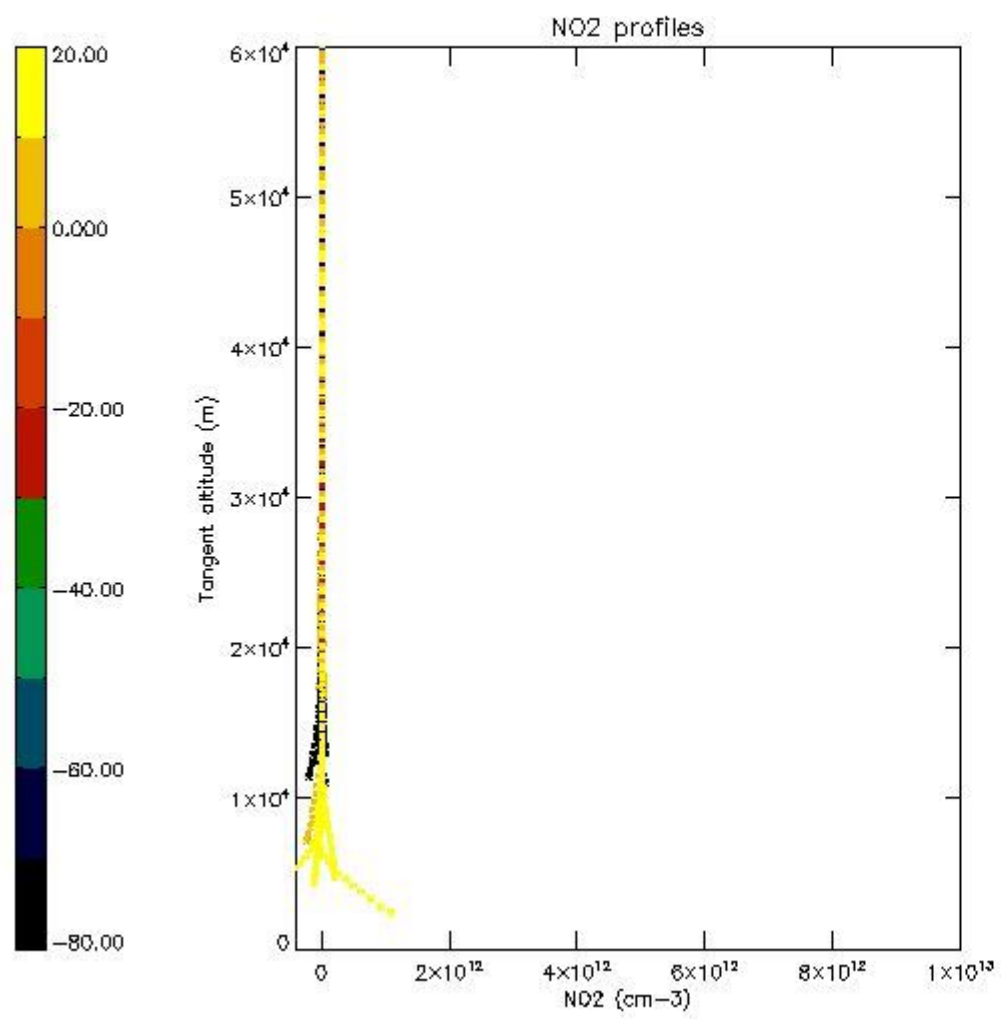
The colorbar represents the latitude.



*5.6 Plot NO<sub>2</sub> profiles for all STD (dark without errors)*

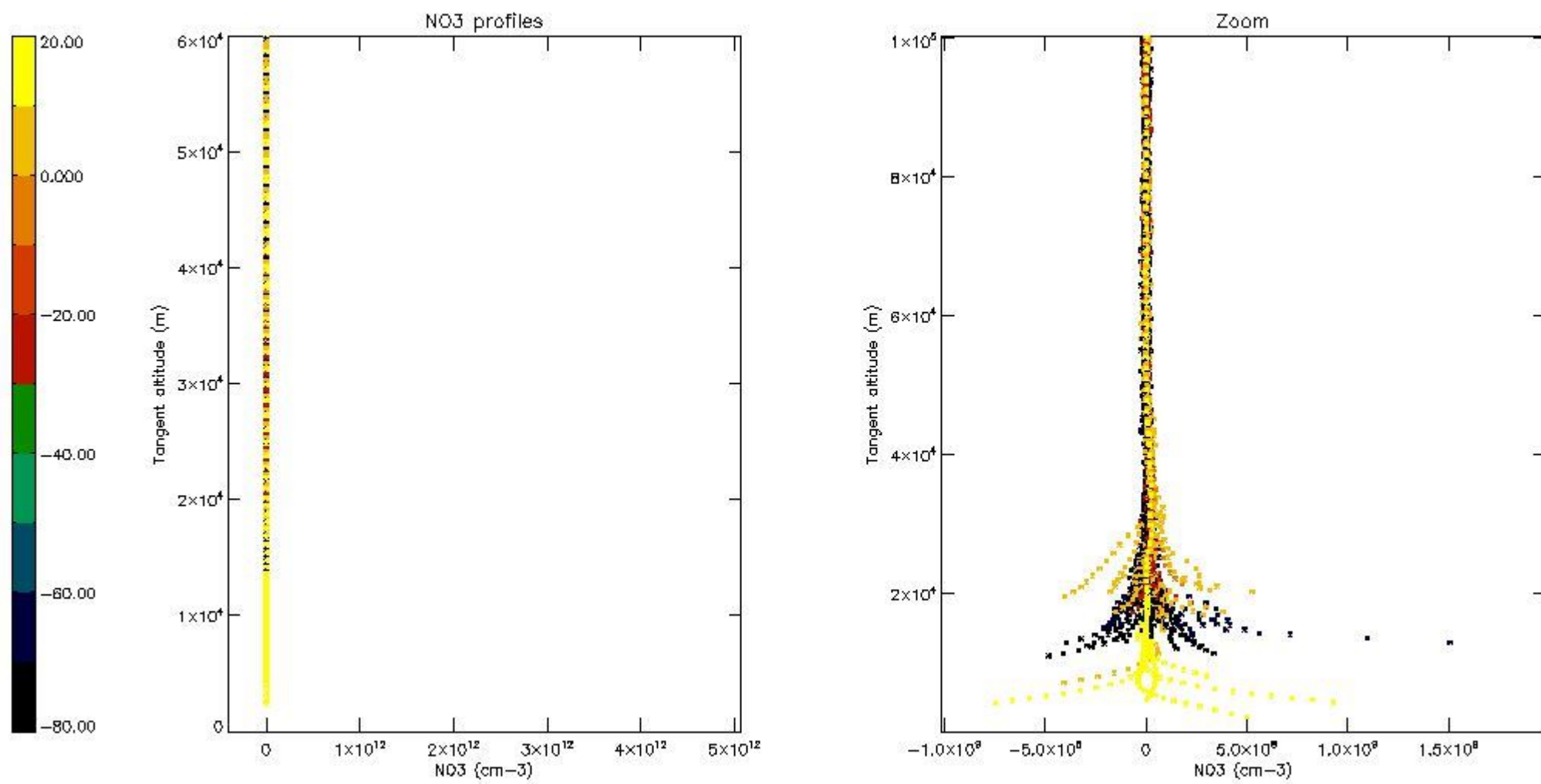
The colorbar represents the latitude.





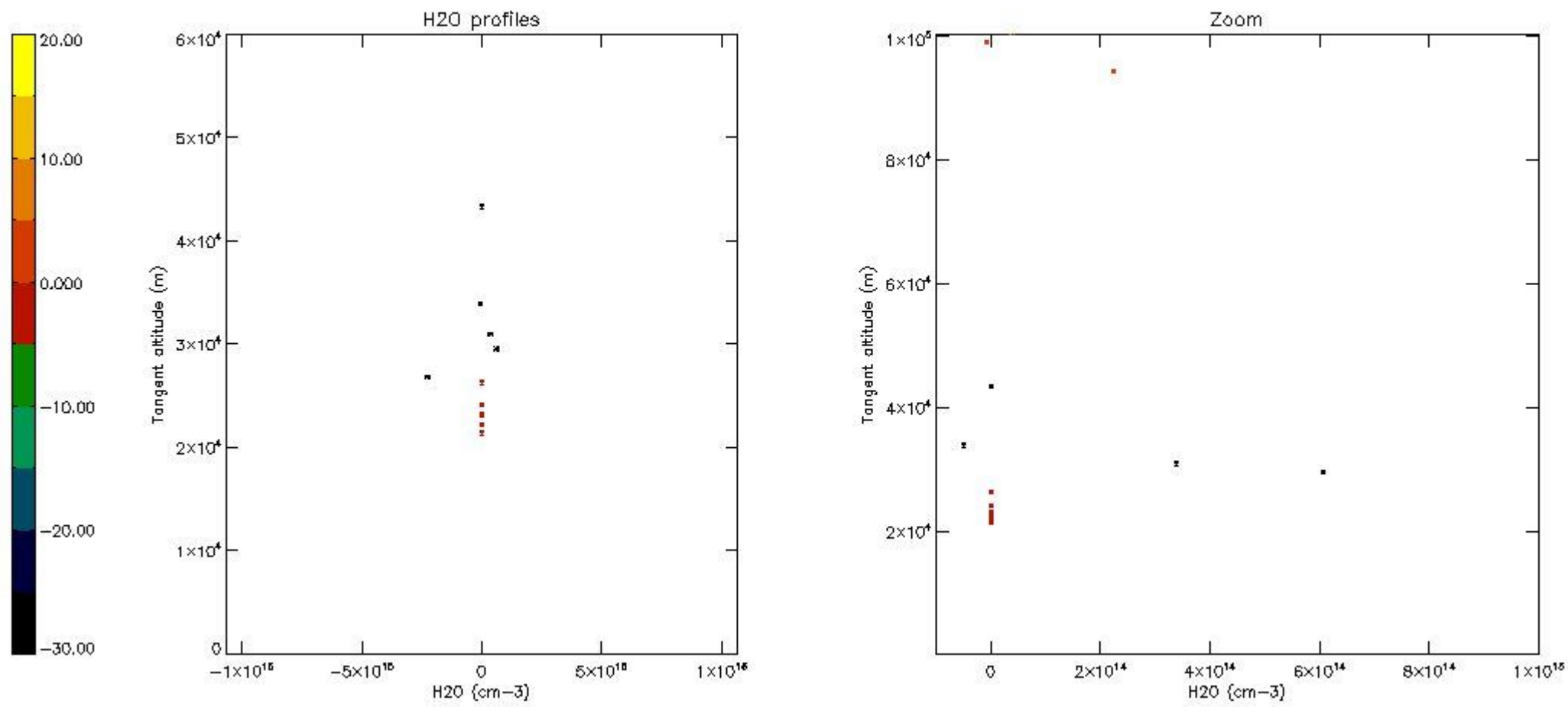
*5.7 Plot NO3 profiles for all STD (dark without errors)*

The colorbar represents the latitude.



5.8 Plot H2O profiles for all STD (only for occultations of stars 1,2,3,4,13,14,16,26,63 dark without errors)

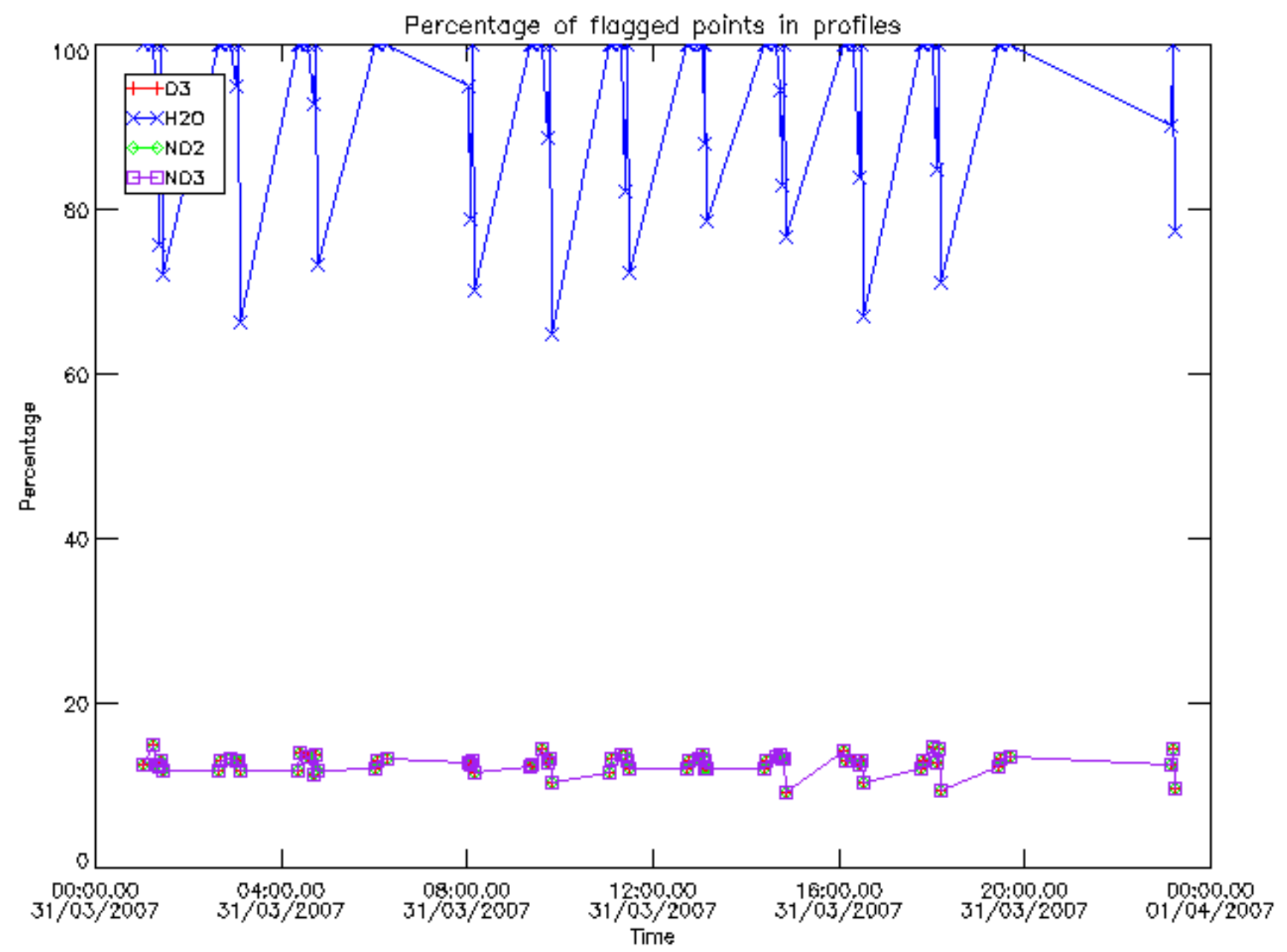
The colorbar represents the latitude.



## 6. Auxiliary Data Files used for the production reported in section 2

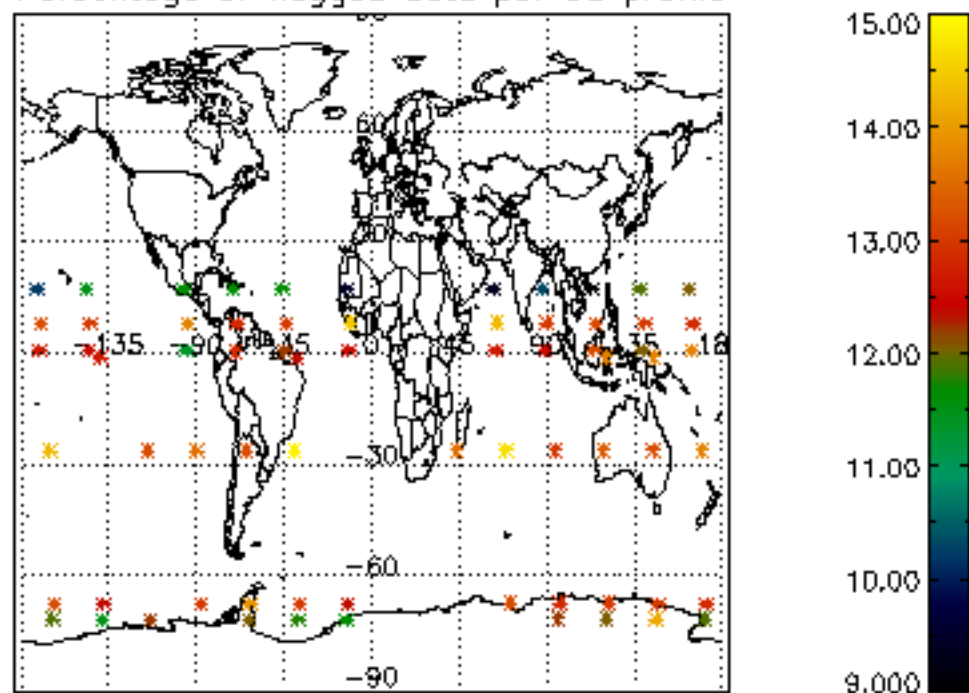
The number reported in the third column indicates since which file (see list in section 2) the corresponding auxiliary file has been used. The fourth column is the date of those product files.

Type	Auxiliary Filename	Used since product	Used since product date
INST_PHYS_CHARACTERISTICS	GOM_INS_AXVIEC20091111_143220_20030716_120000_20500101_000000	1	31-MAR-2007 00:11:59
LEVEL-2_PROC_CONFIG	GOM_PR2_AXVIEC20091111_152718_20020301_000000_20500101_000000	1	31-MAR-2007 00:11:59
CROSS_SECTIONS_FILE	GOM_CRS_AXVIEC20091111_154832_20020301_000000_20500101_000000	1	31-MAR-2007 00:11:59

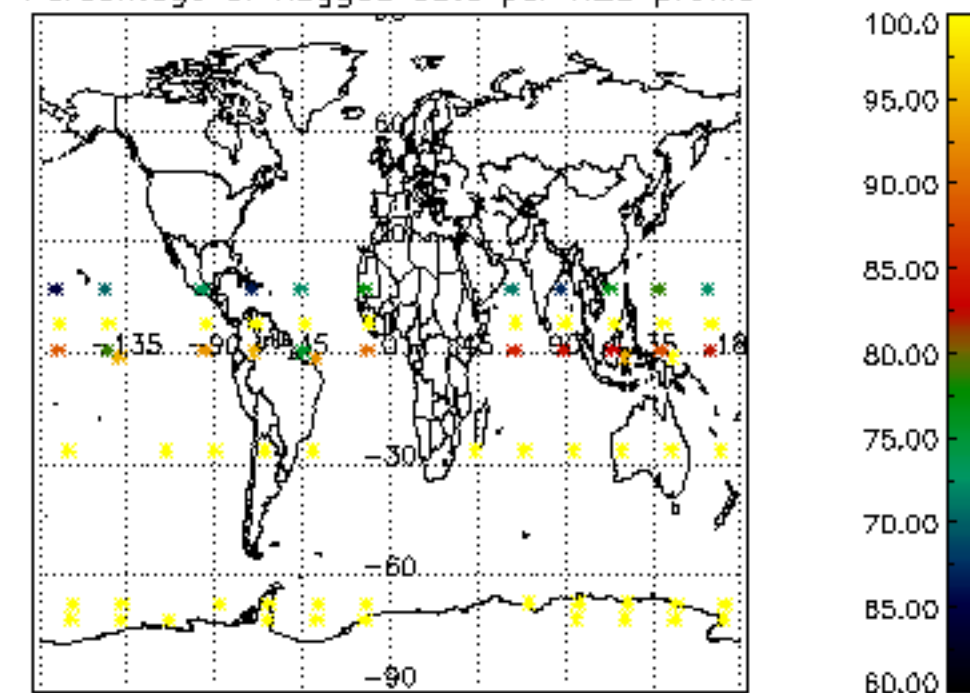




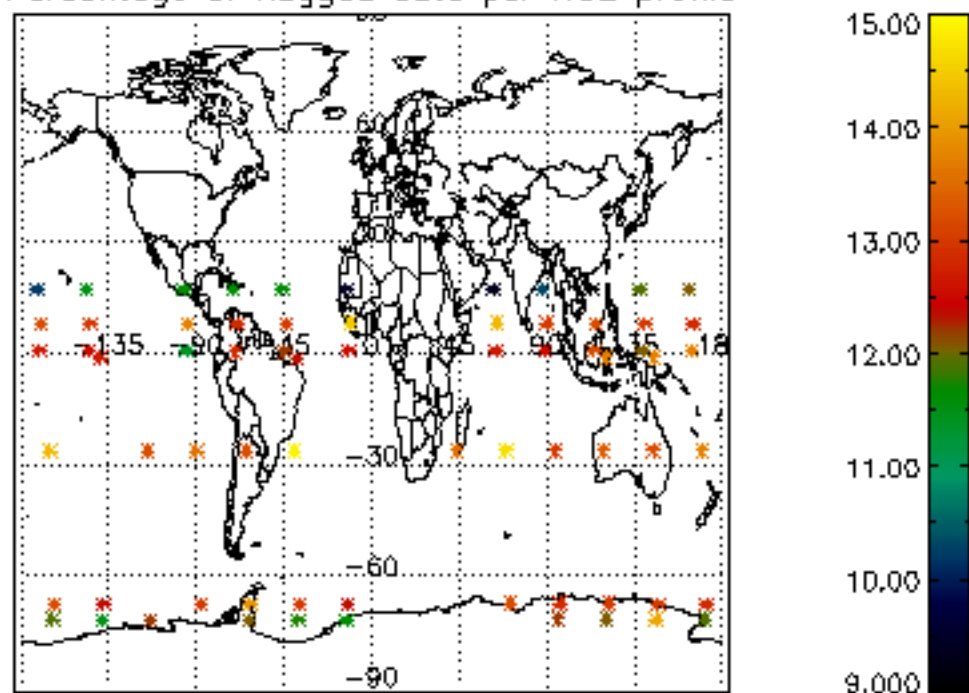
Percentage of flagged data per D3 profile



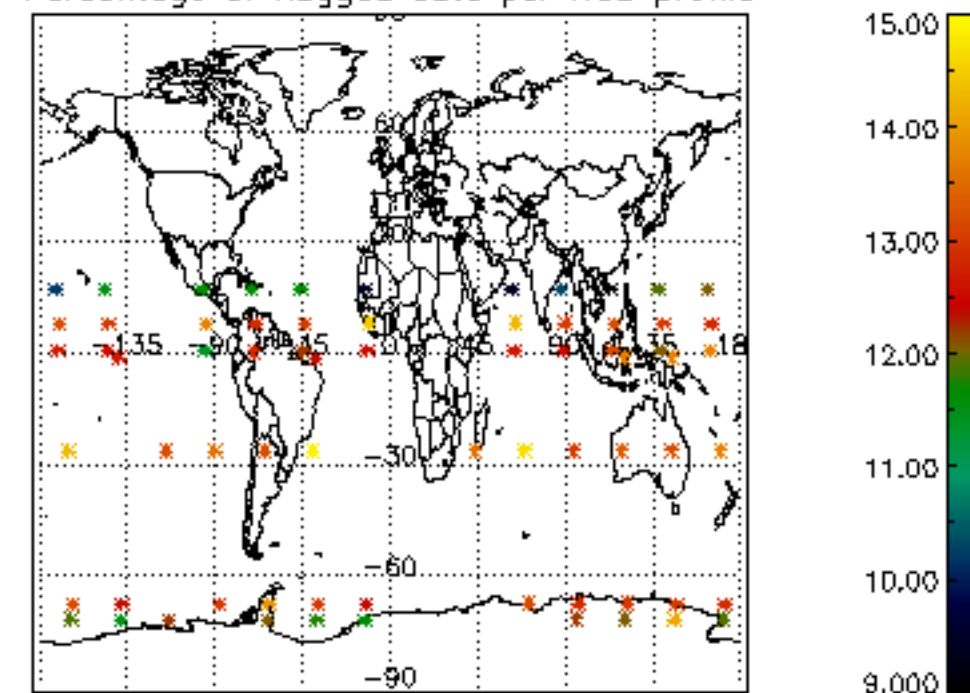
Percentage of flagged data per H2O profile

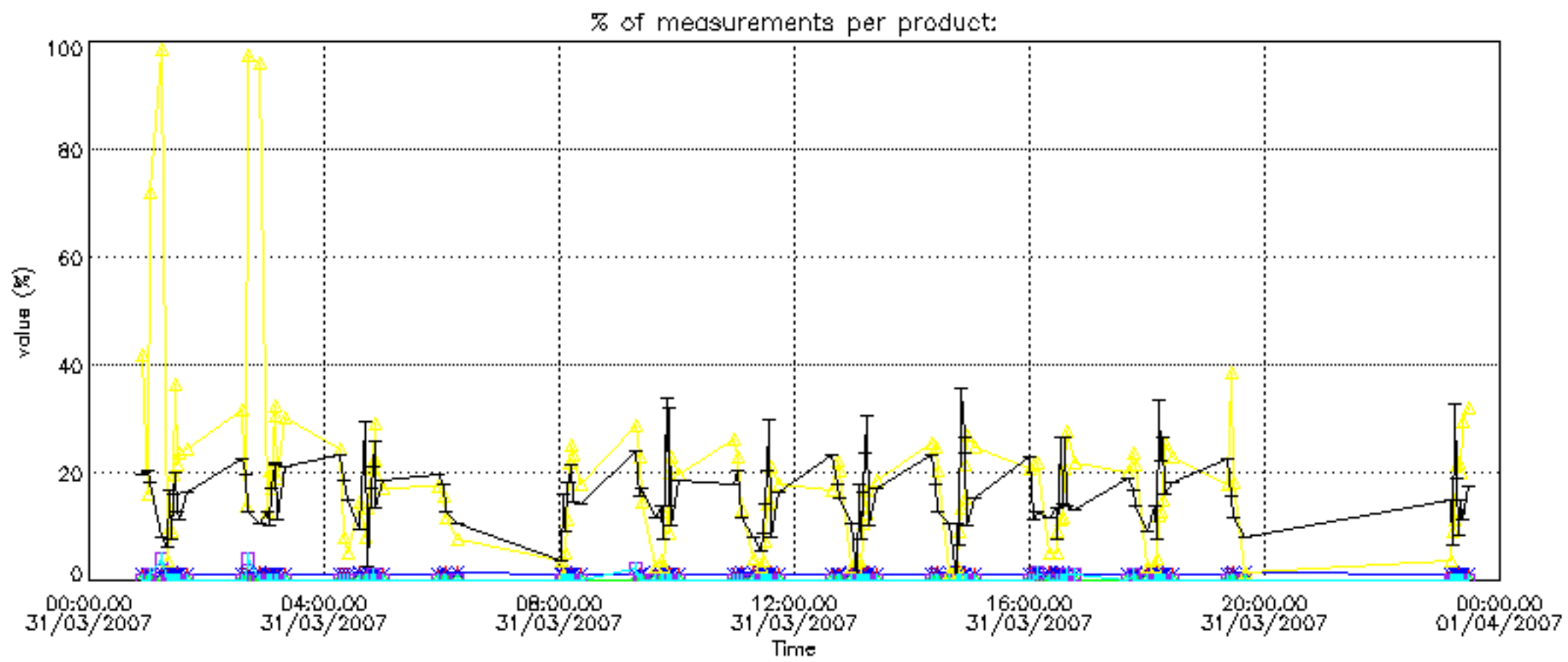


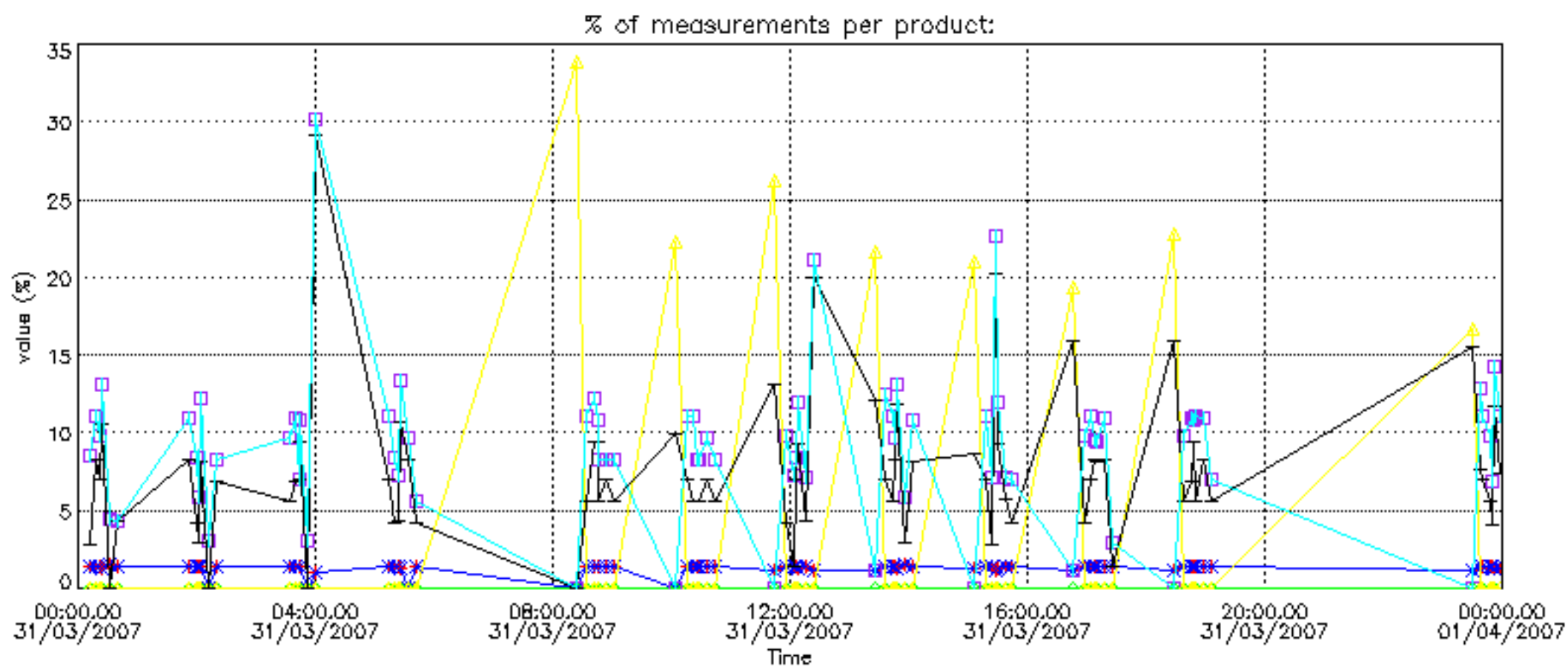
Percentage of flagged data per NO2 profile



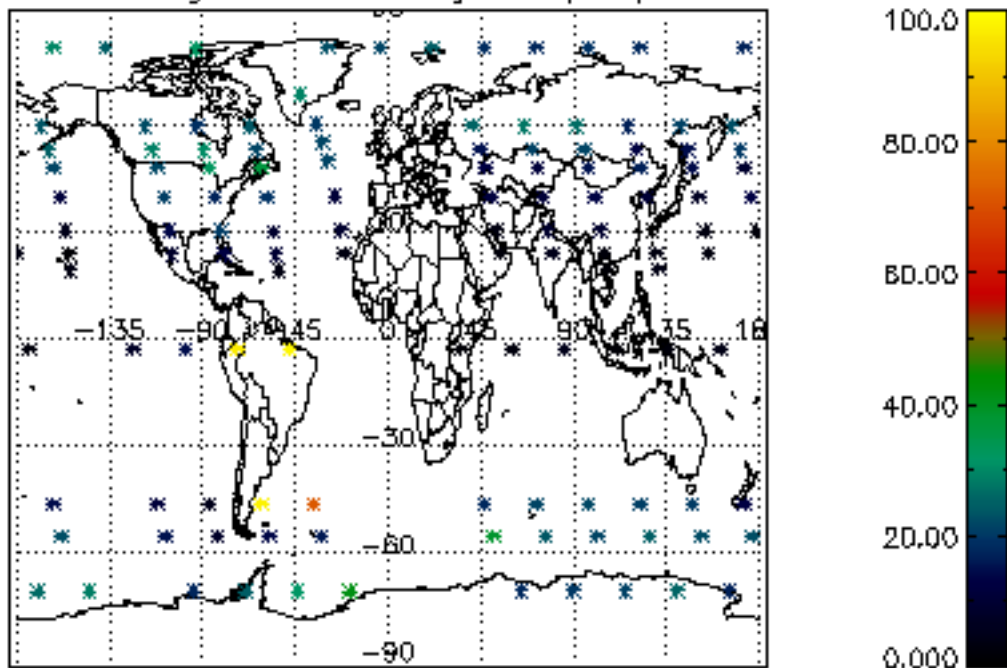
Percentage of flagged data per NO3 profile



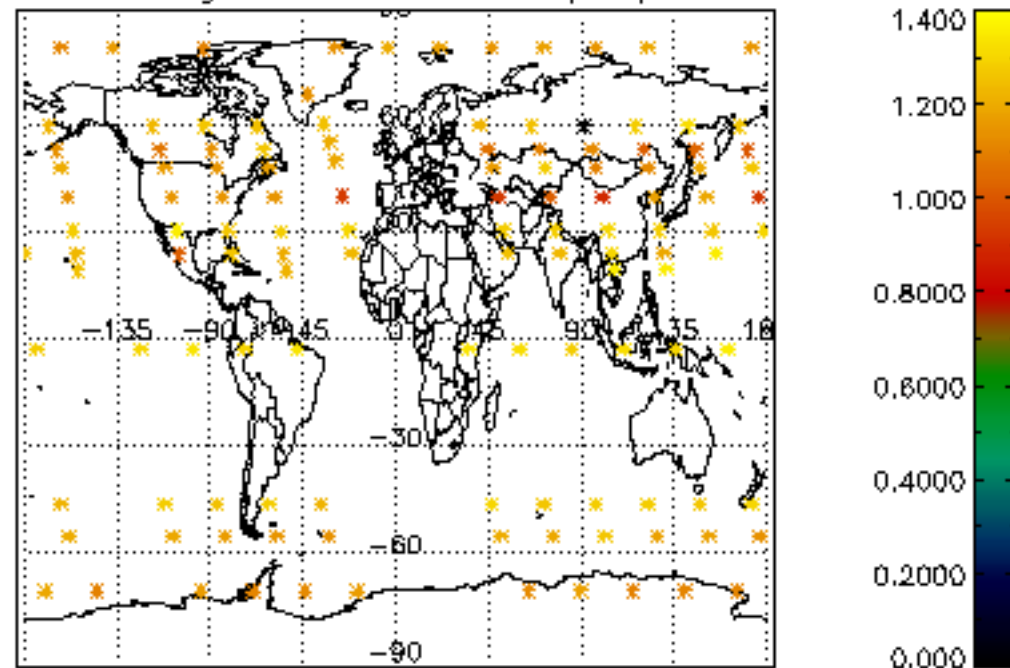




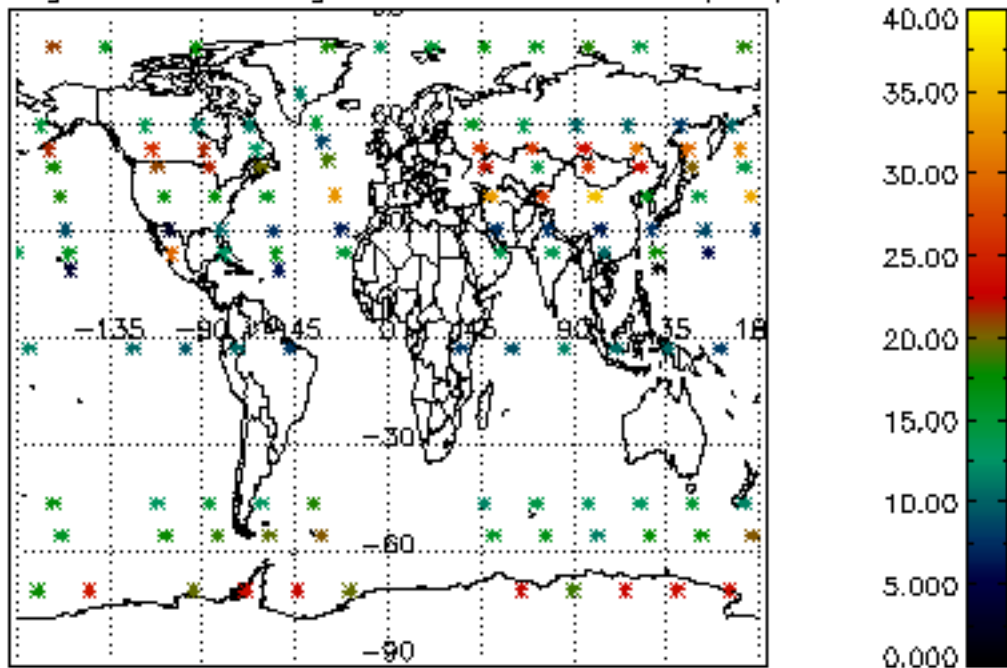
Percentage of cosmic ray hits per profile



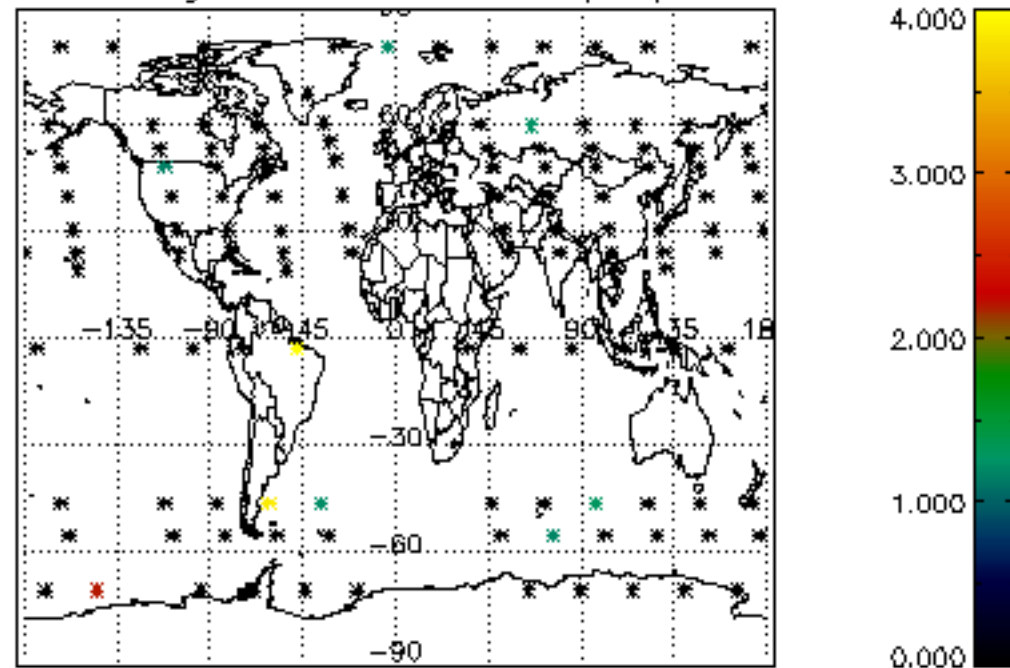
Percentage of datation errors per profile



Percentage of star falling outside central band per profile

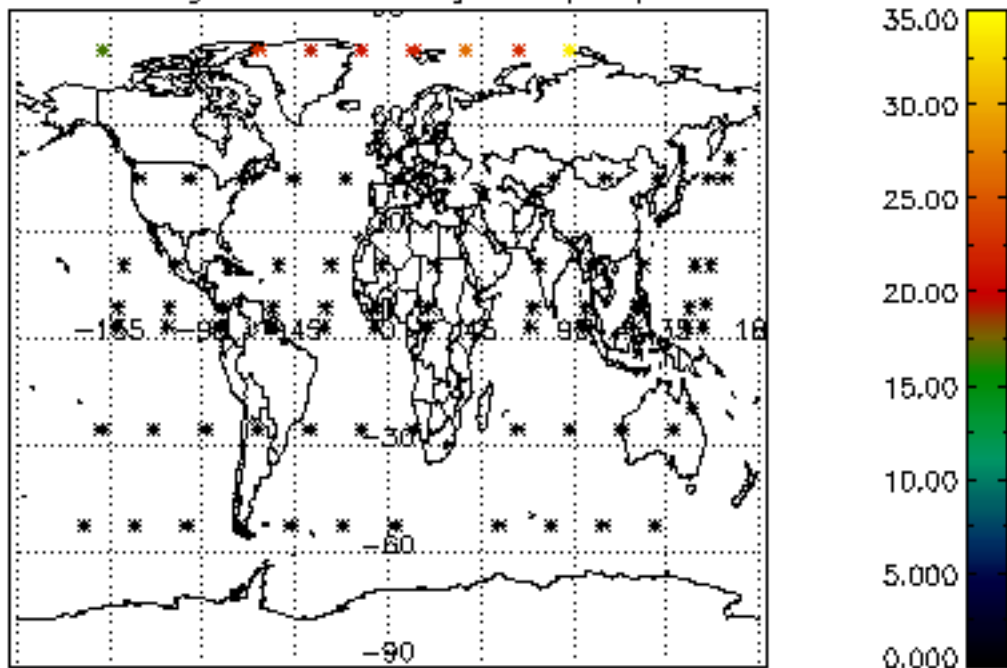


Percentage of saturation errors per profile

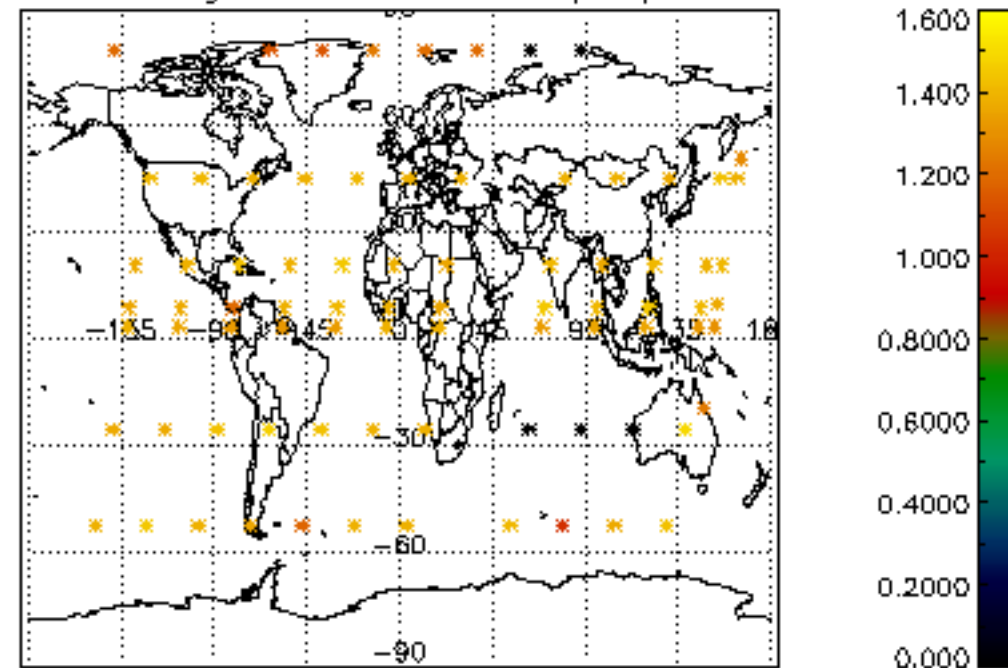




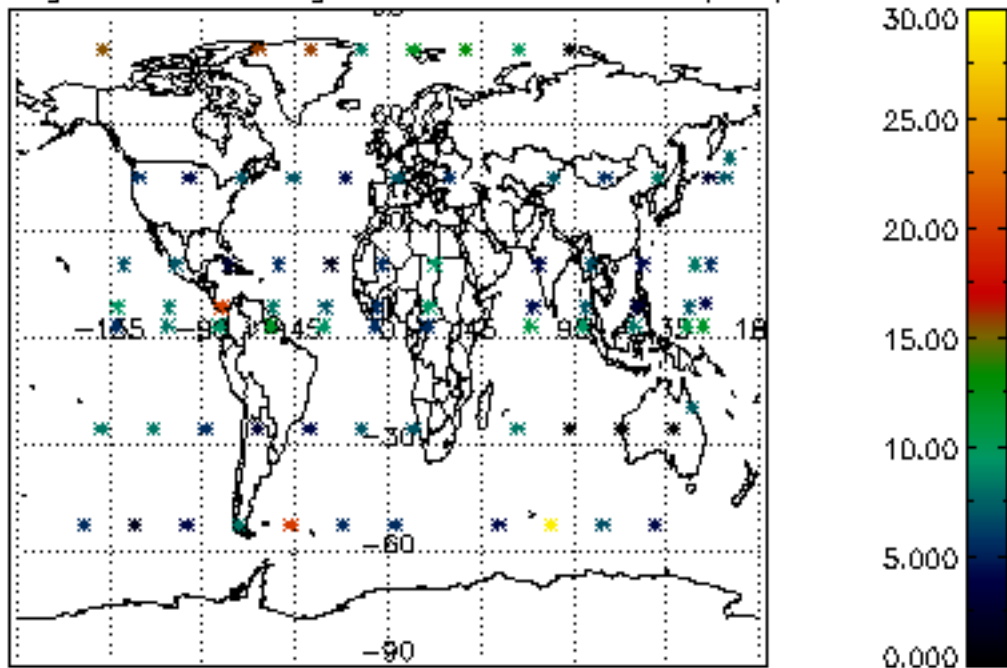
Percentage of cosmic ray hits per profile



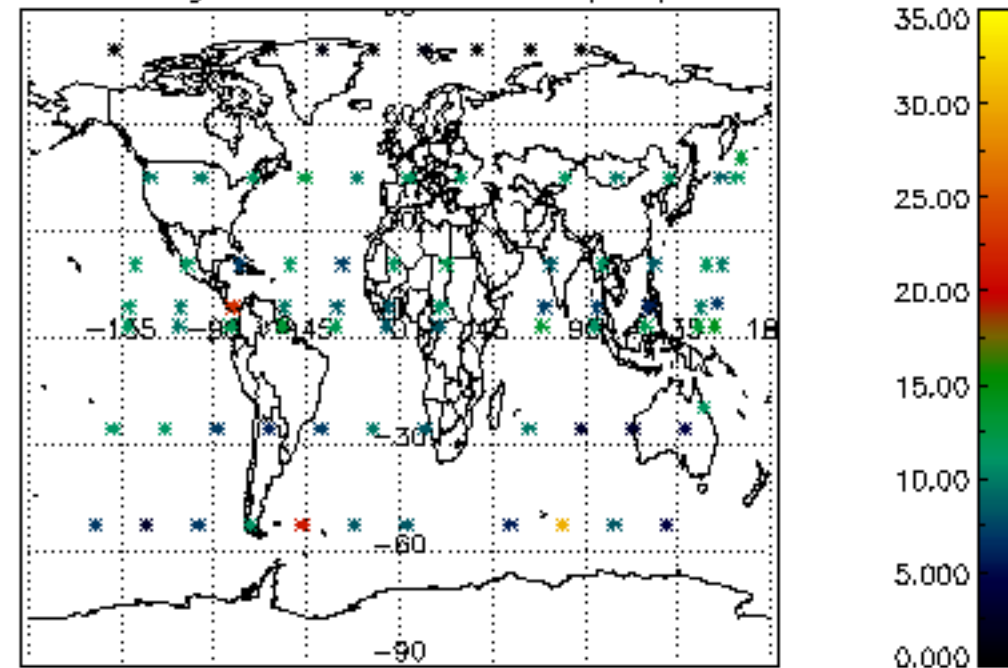
Percentage of datation errors per profile

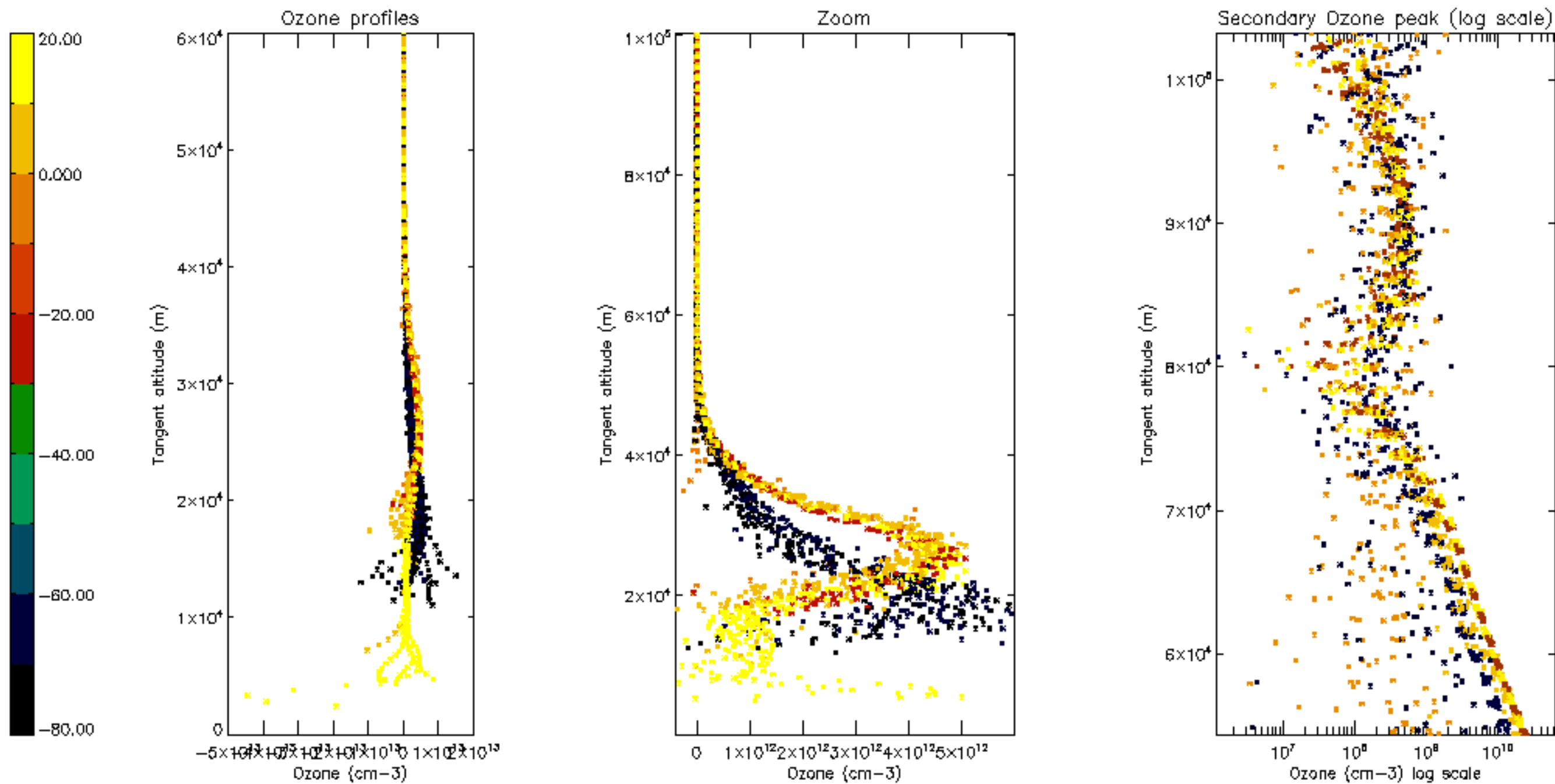


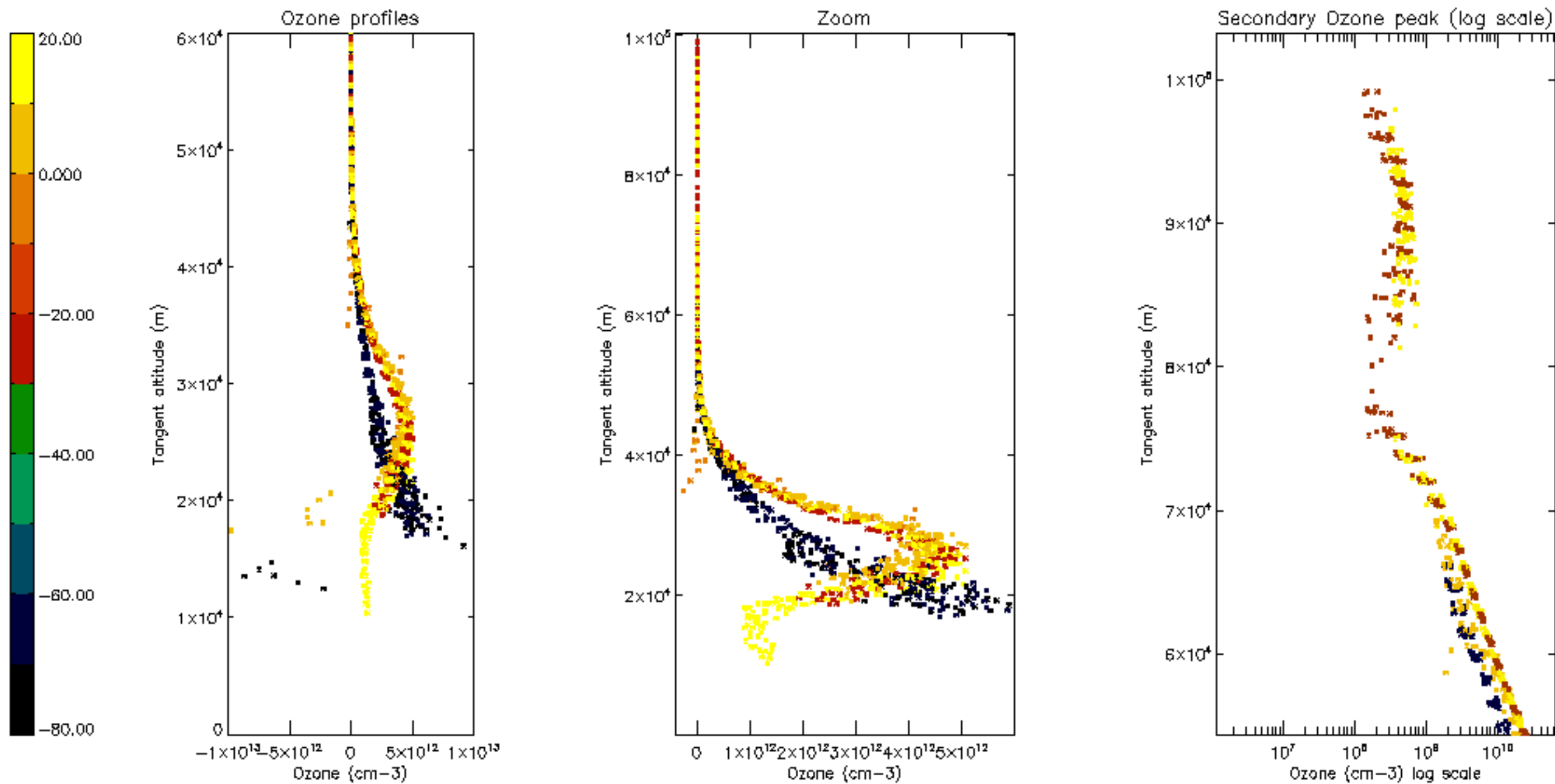
Percentage of star falling outside central band per profile

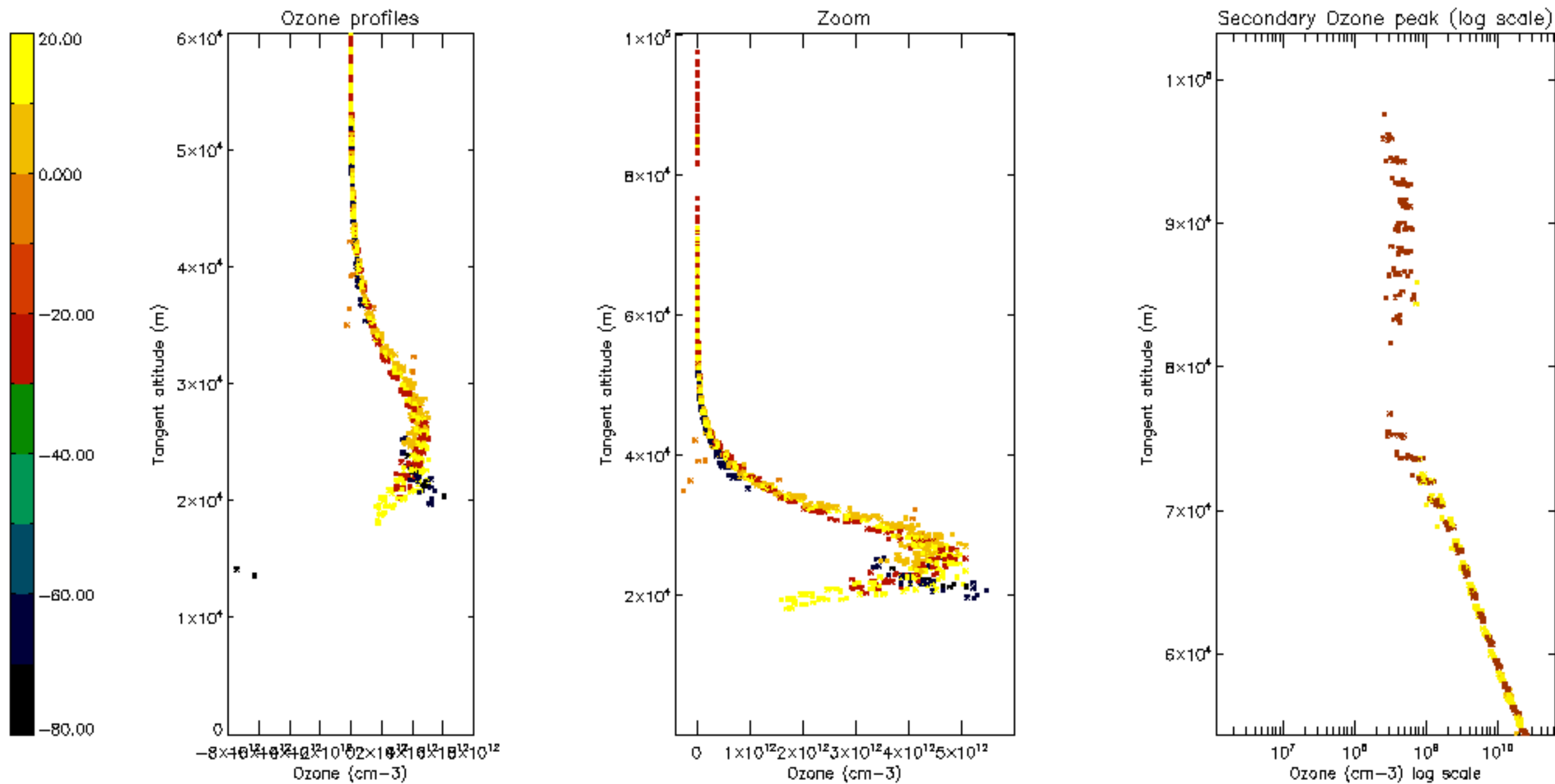


Percentage of saturation errors per profile

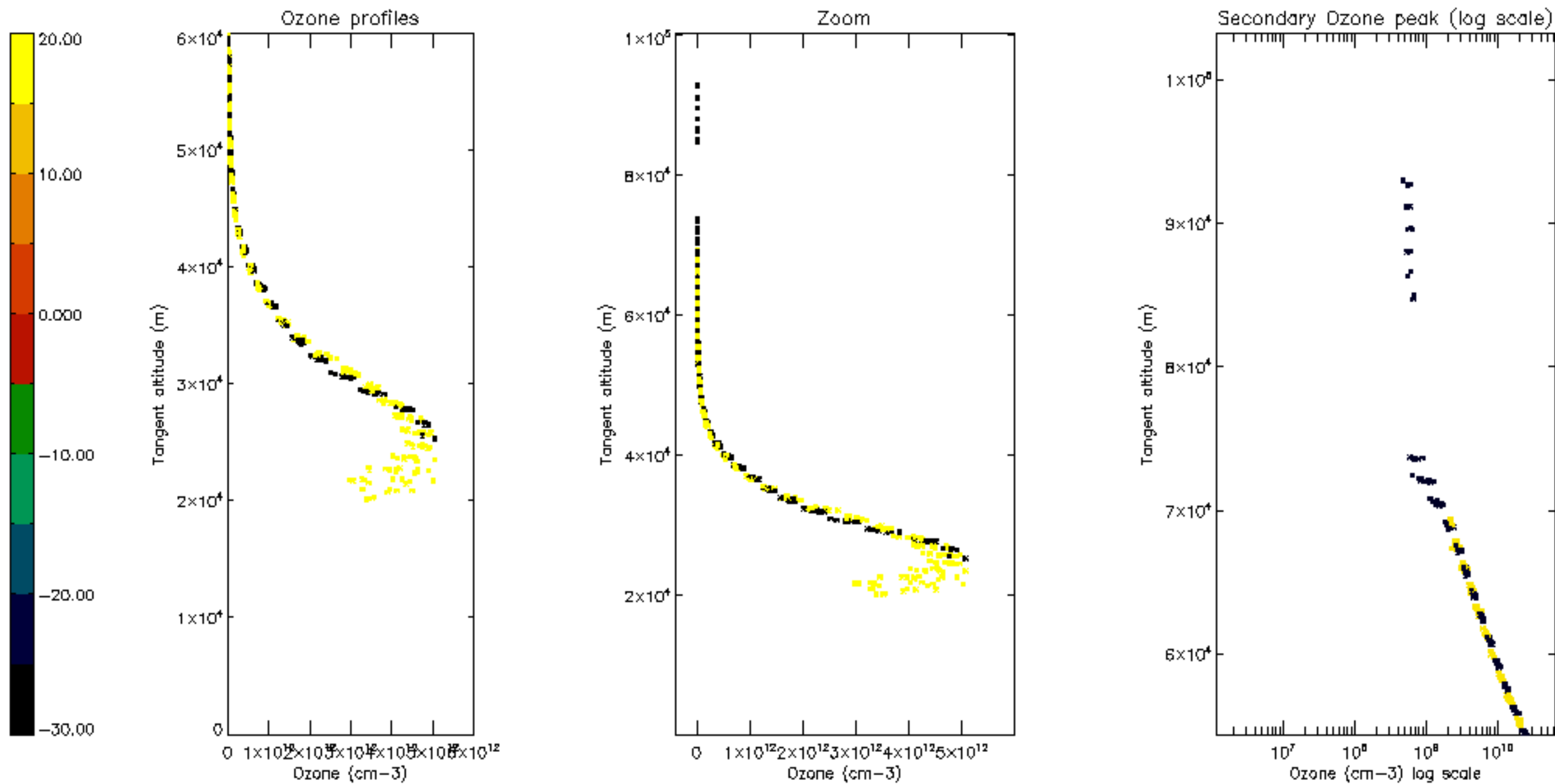


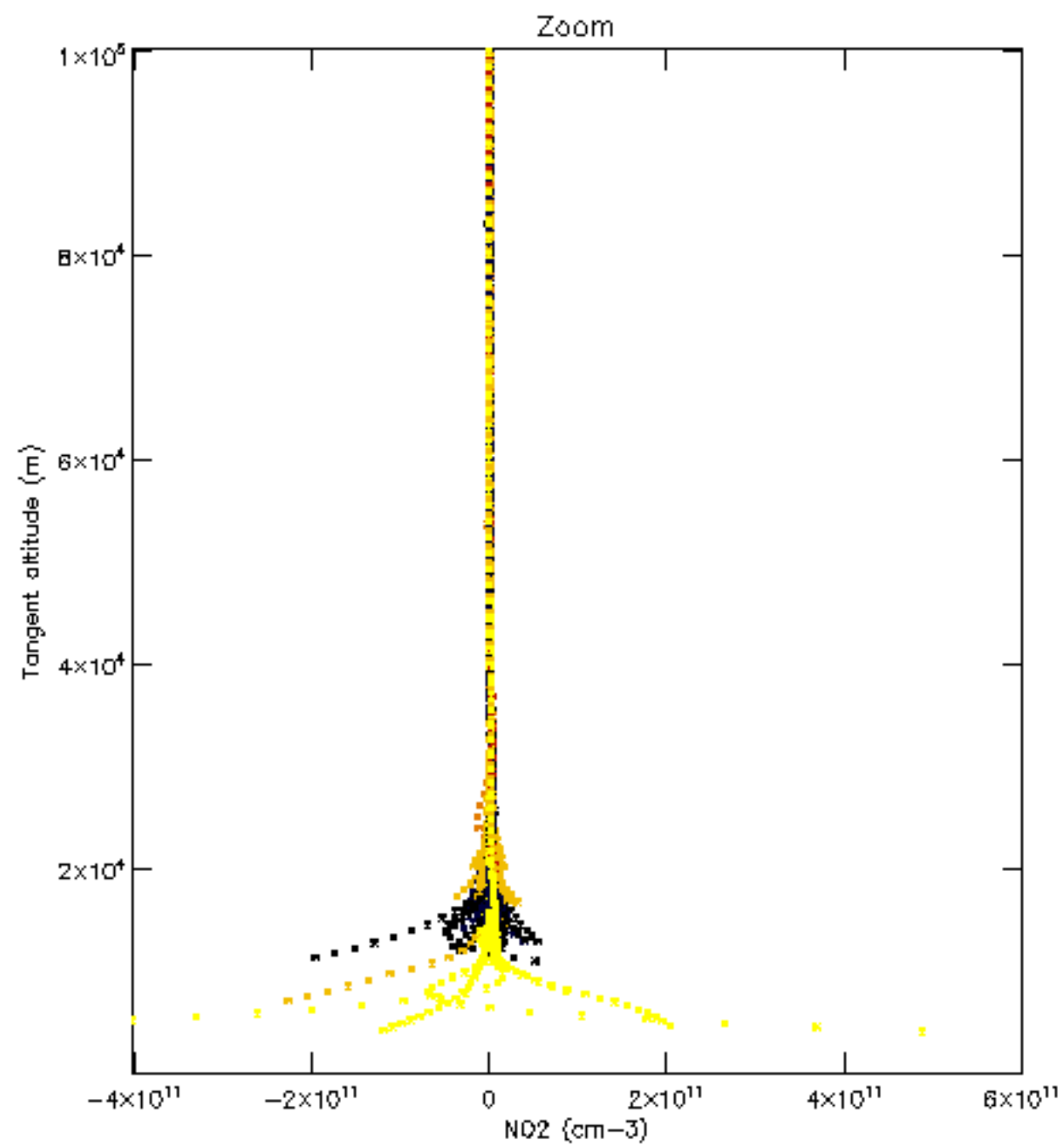
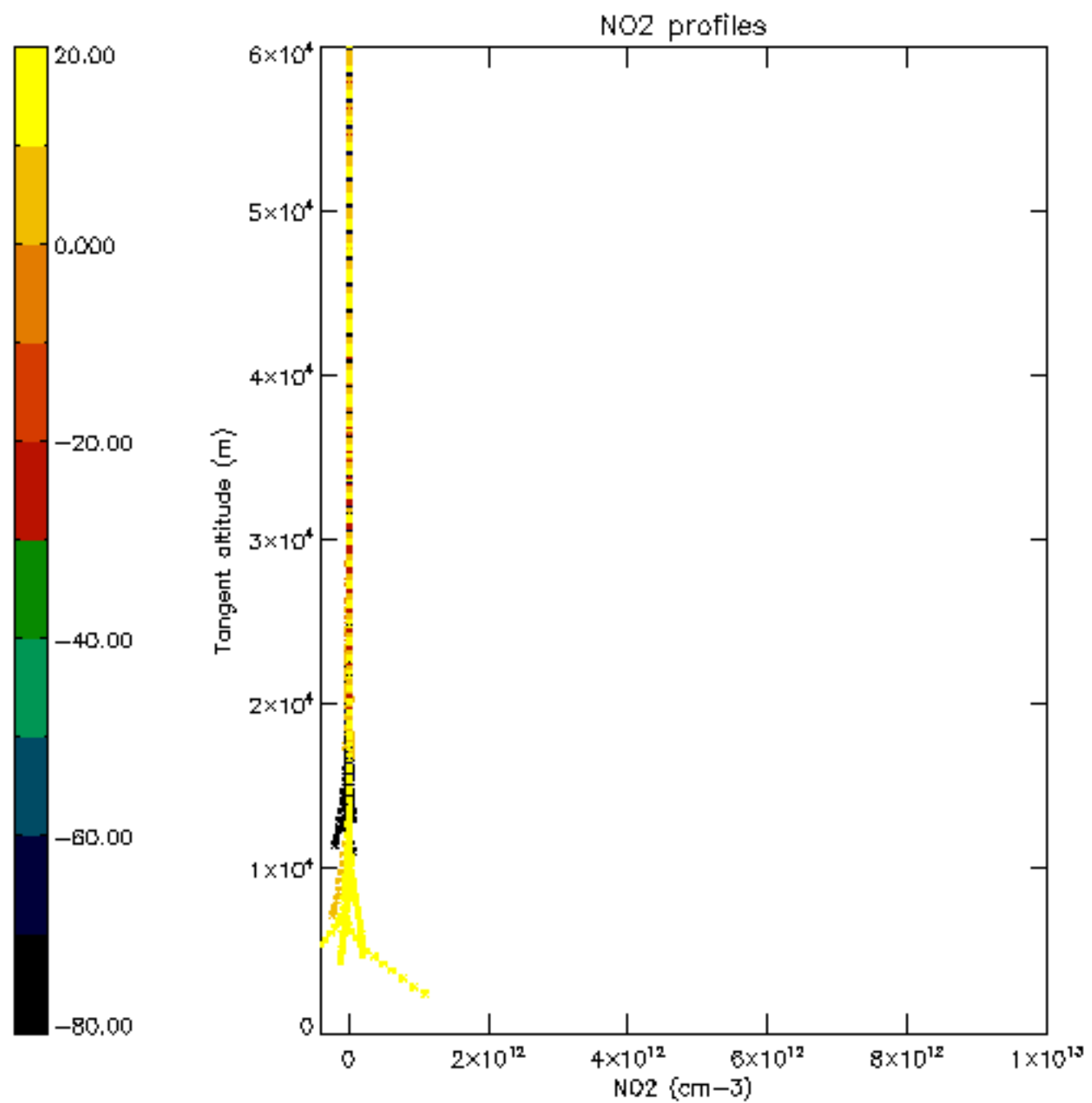


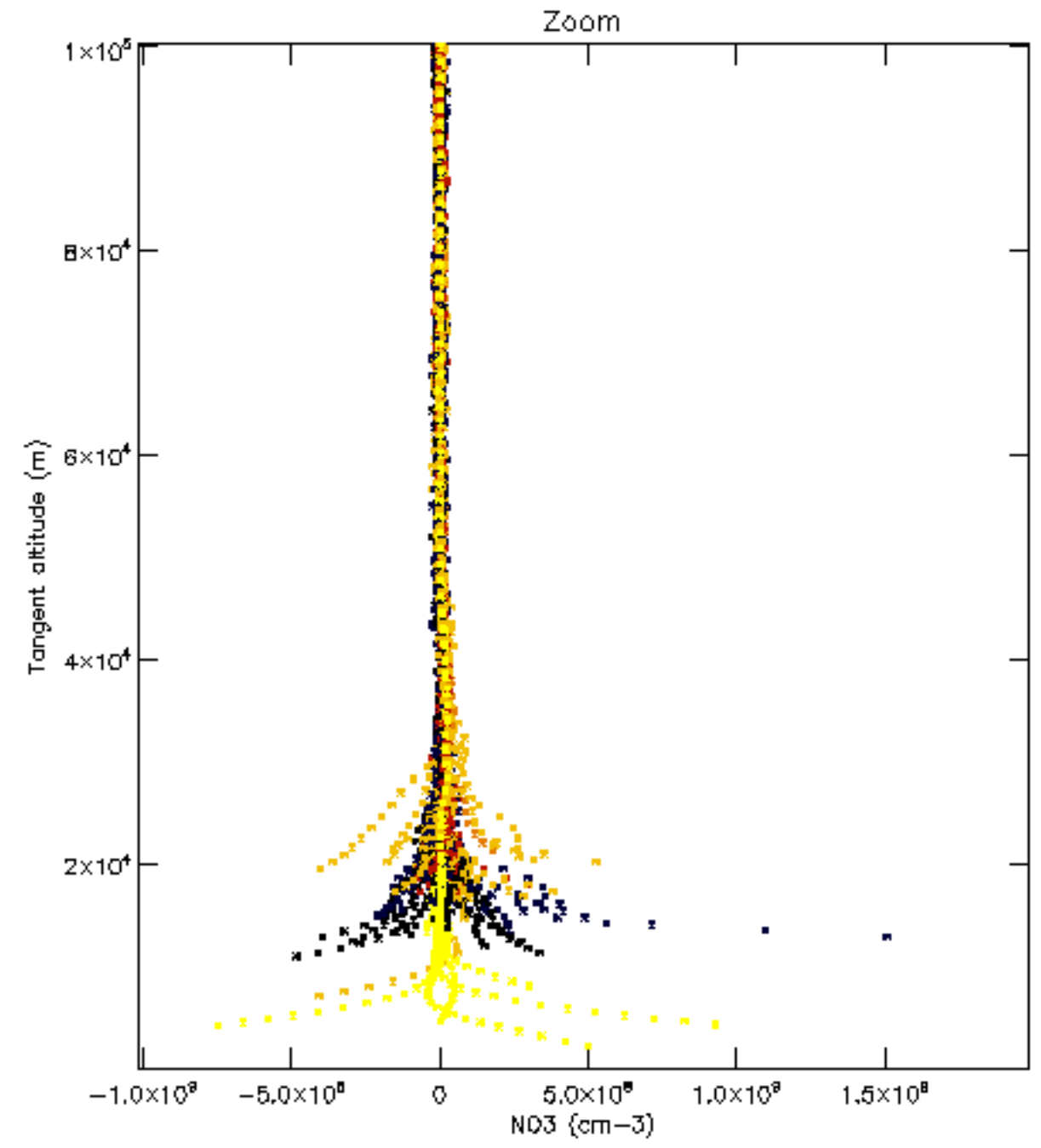
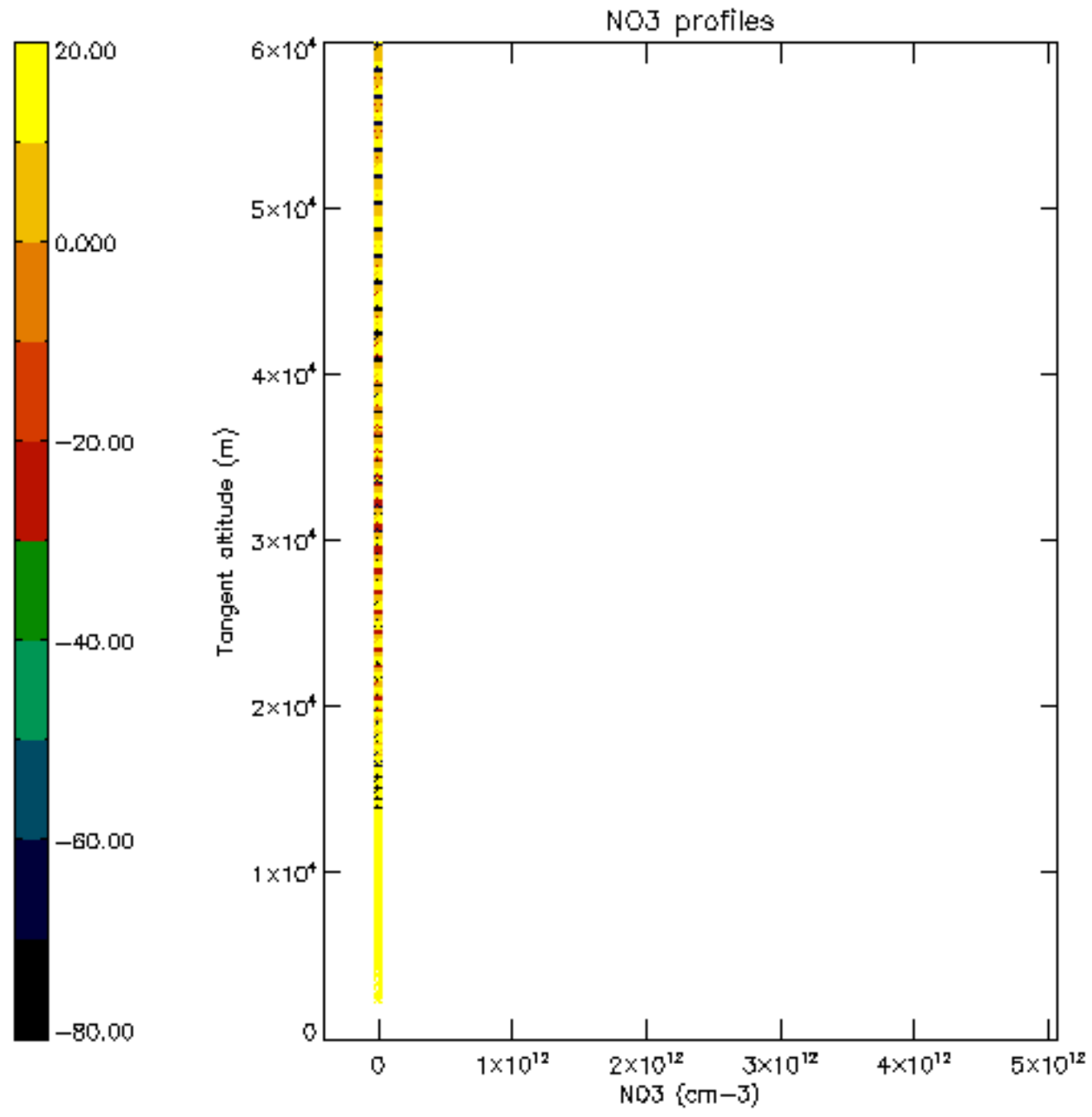


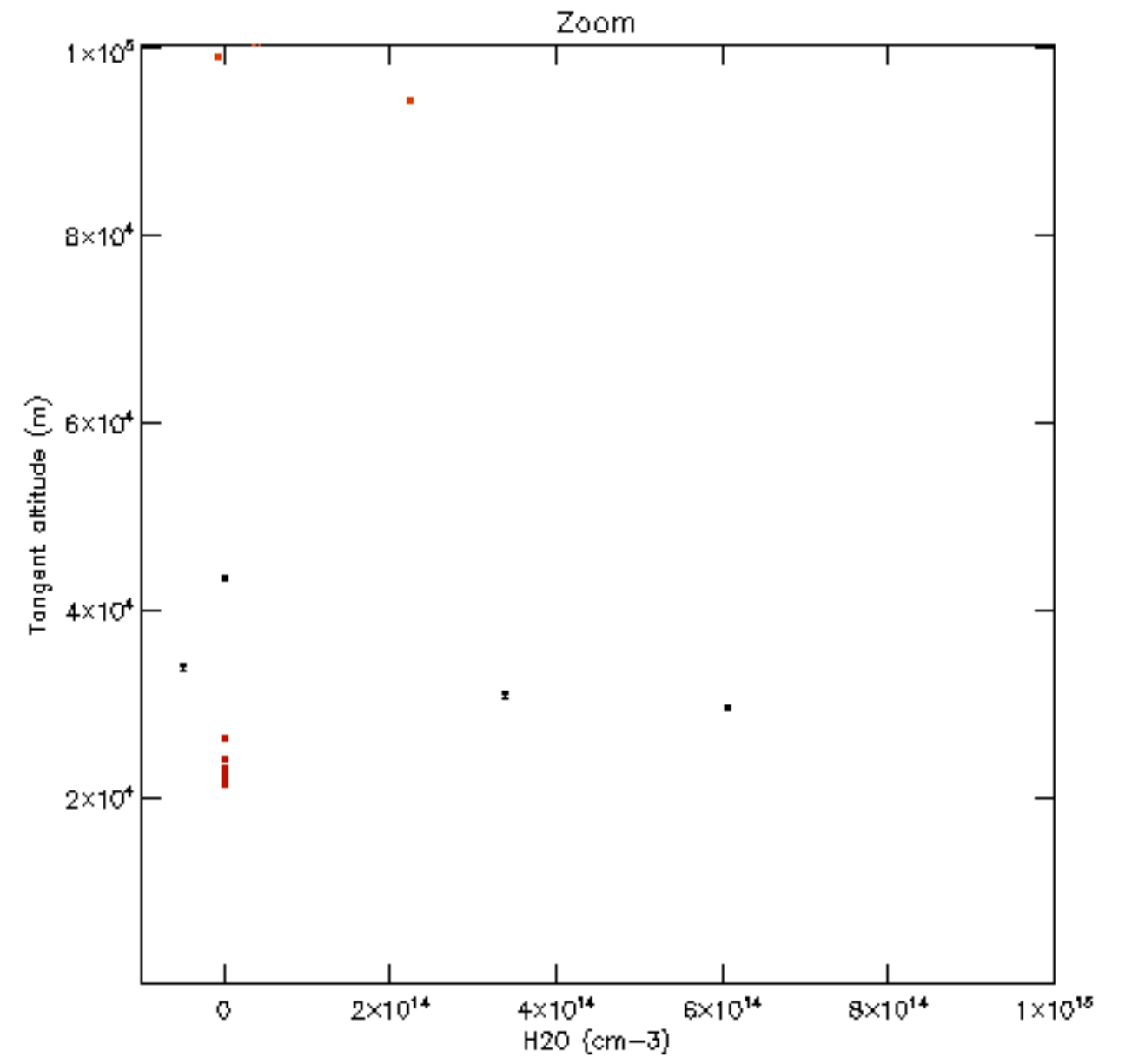
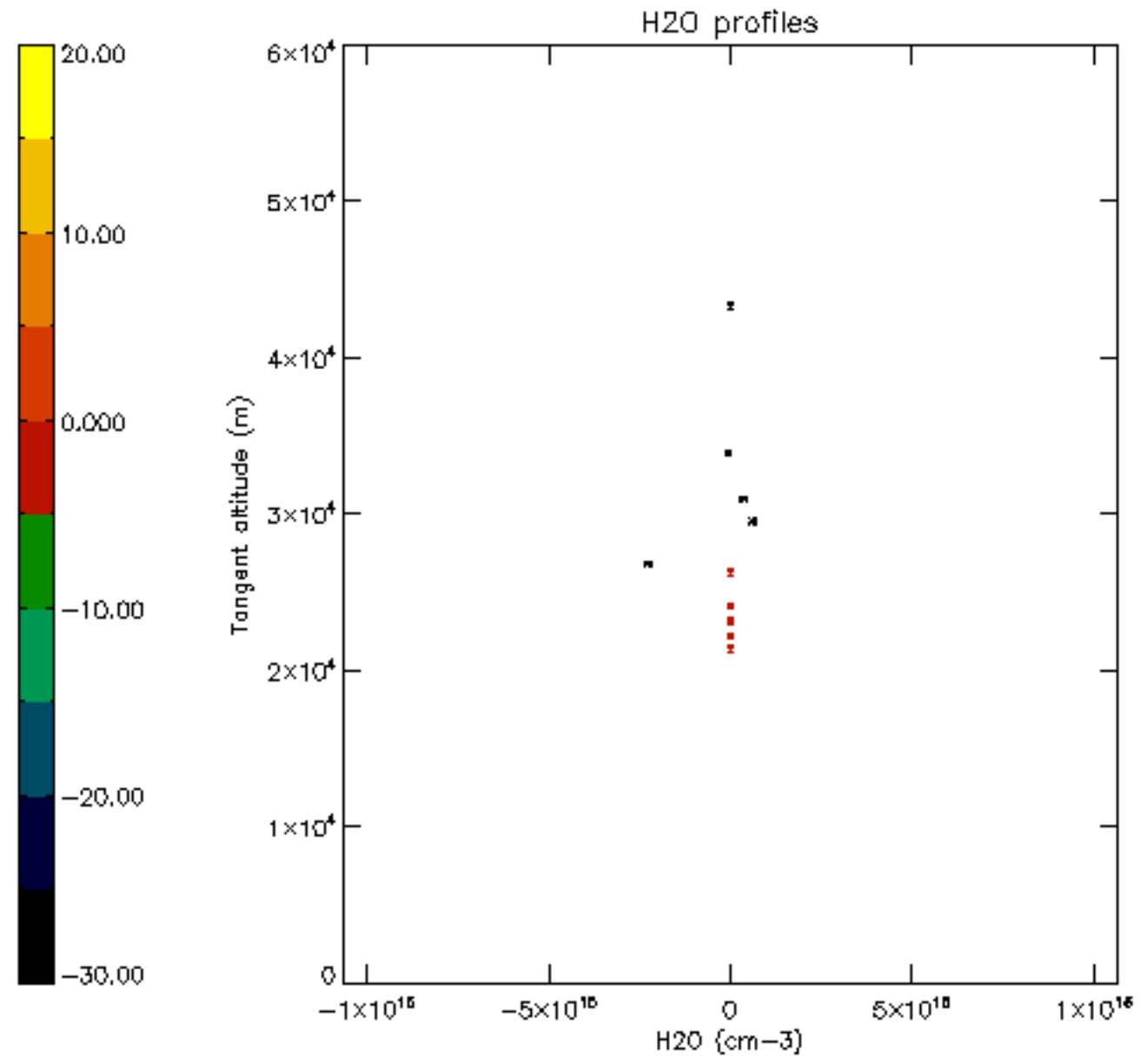




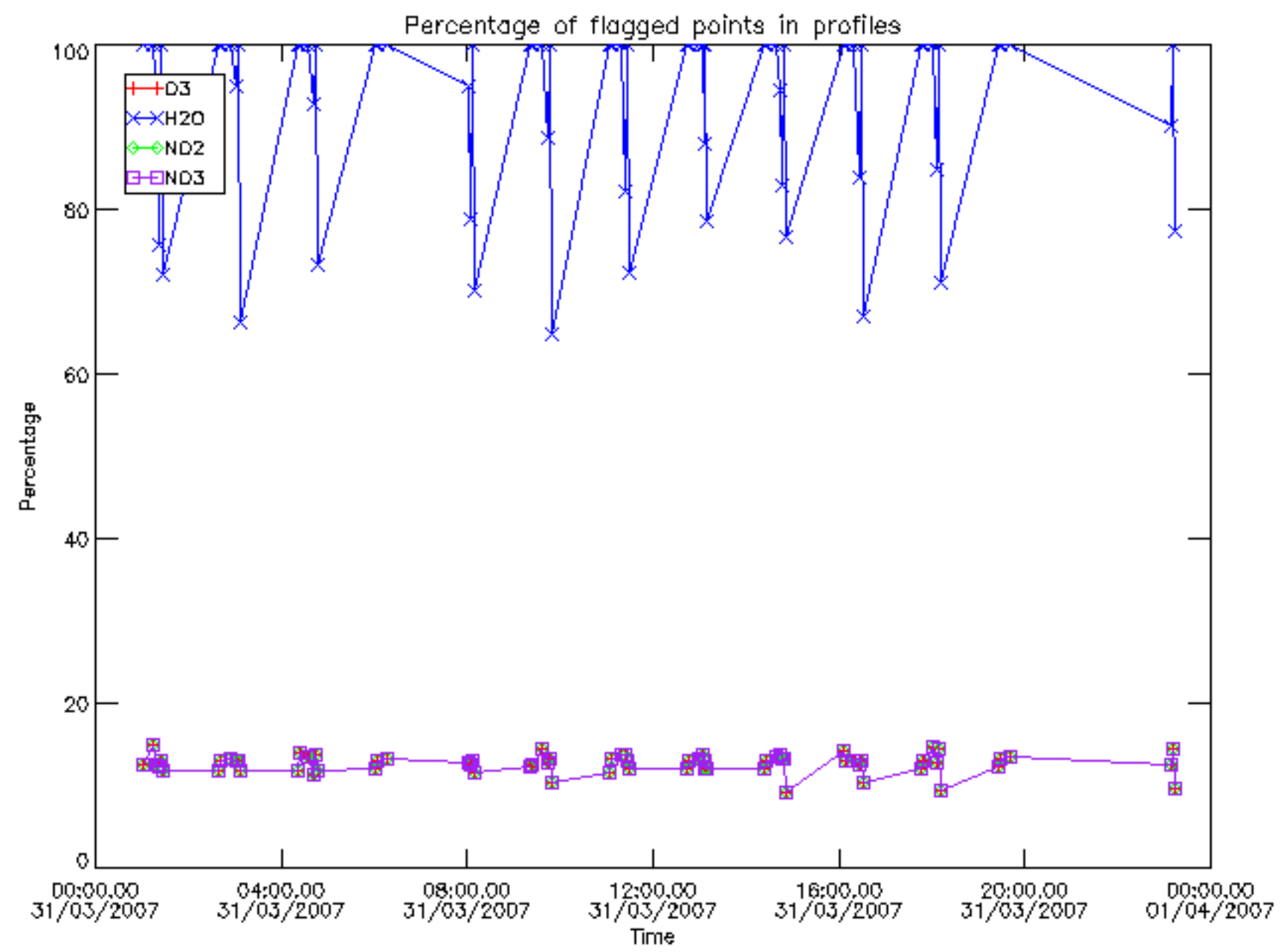




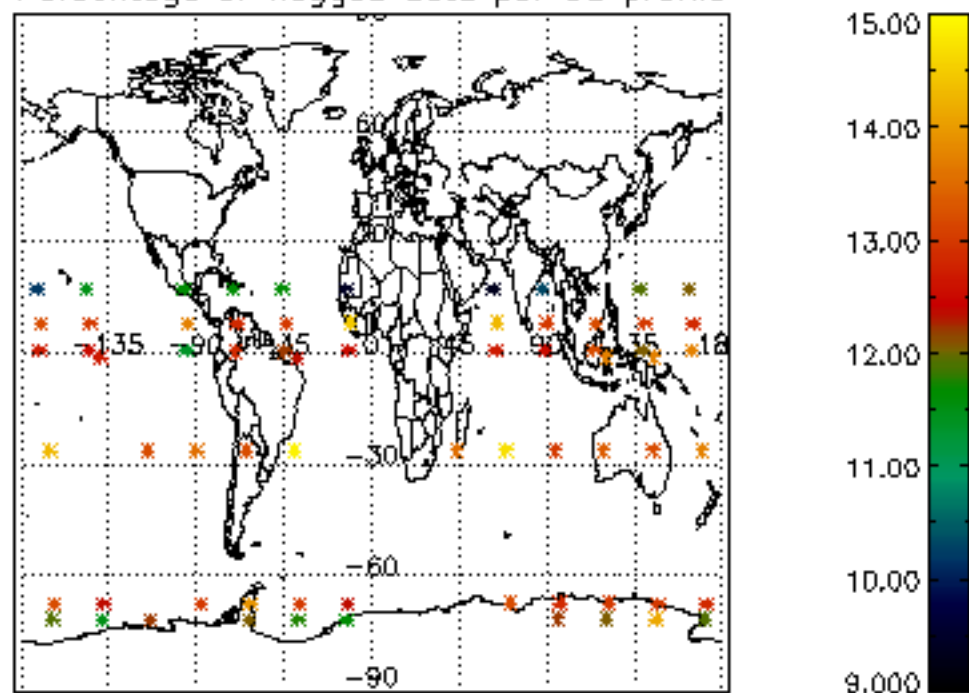




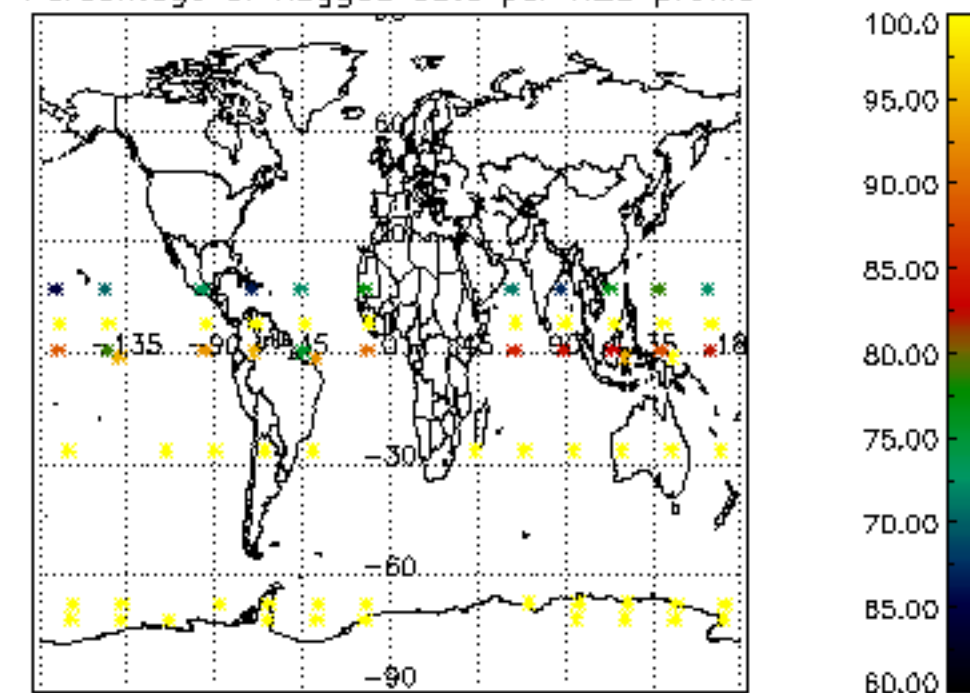




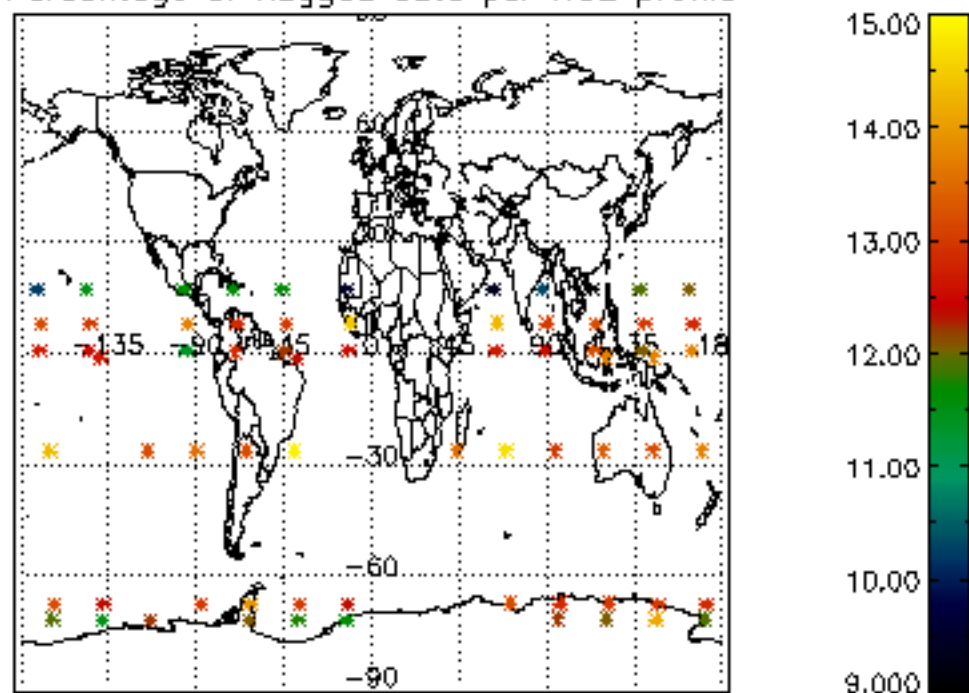
Percentage of flagged data per D3 profile



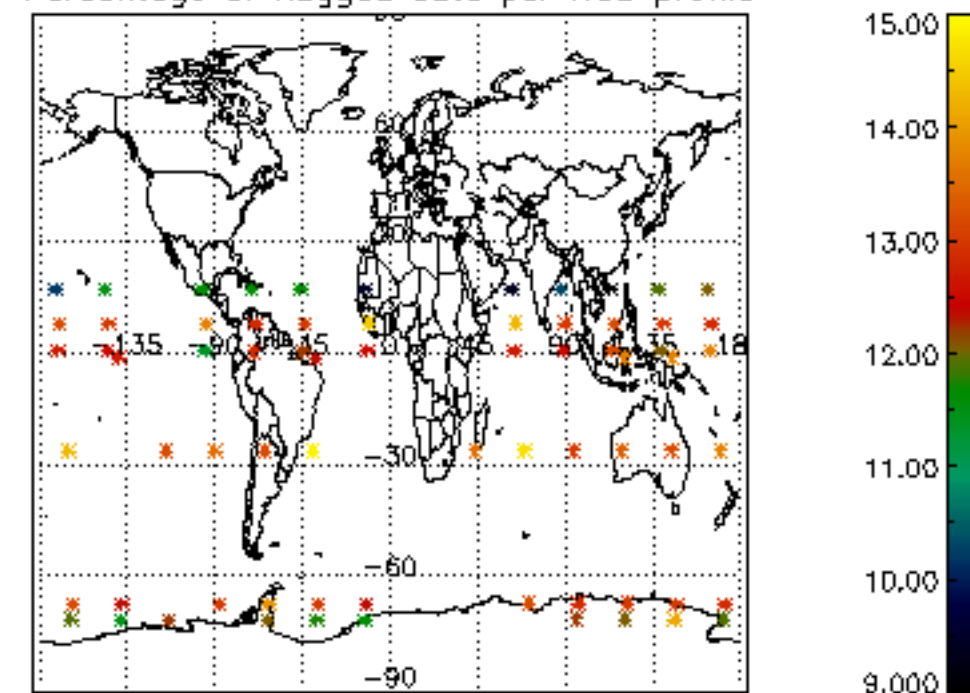
Percentage of flagged data per H2O profile

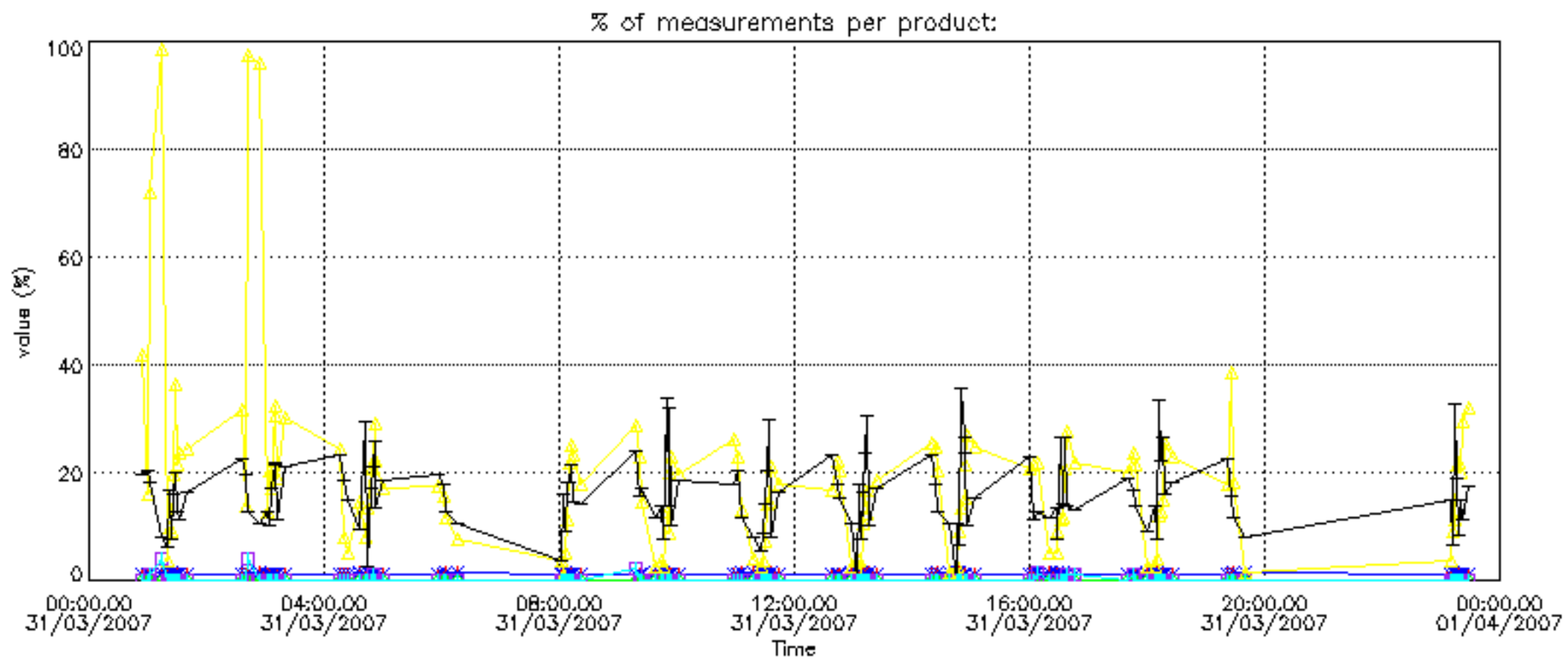


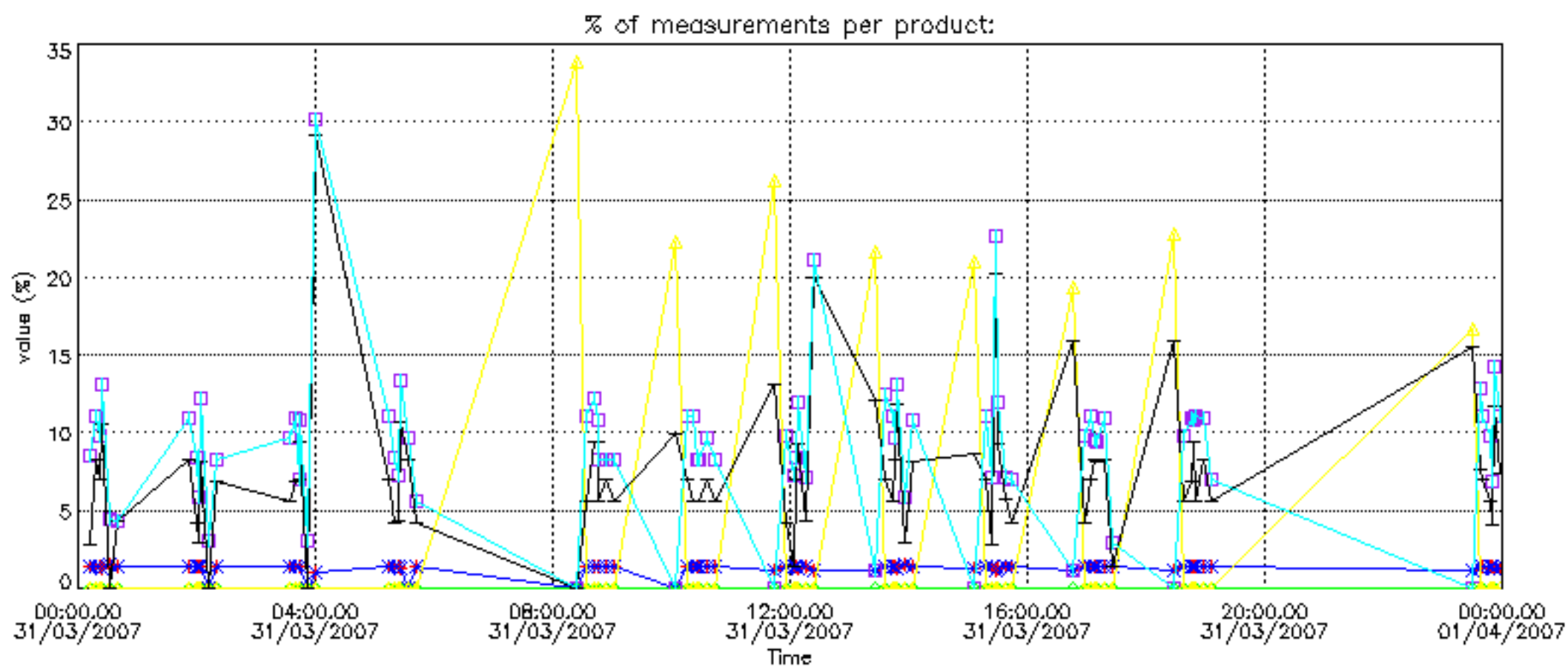
Percentage of flagged data per NO2 profile



Percentage of flagged data per NO3 profile

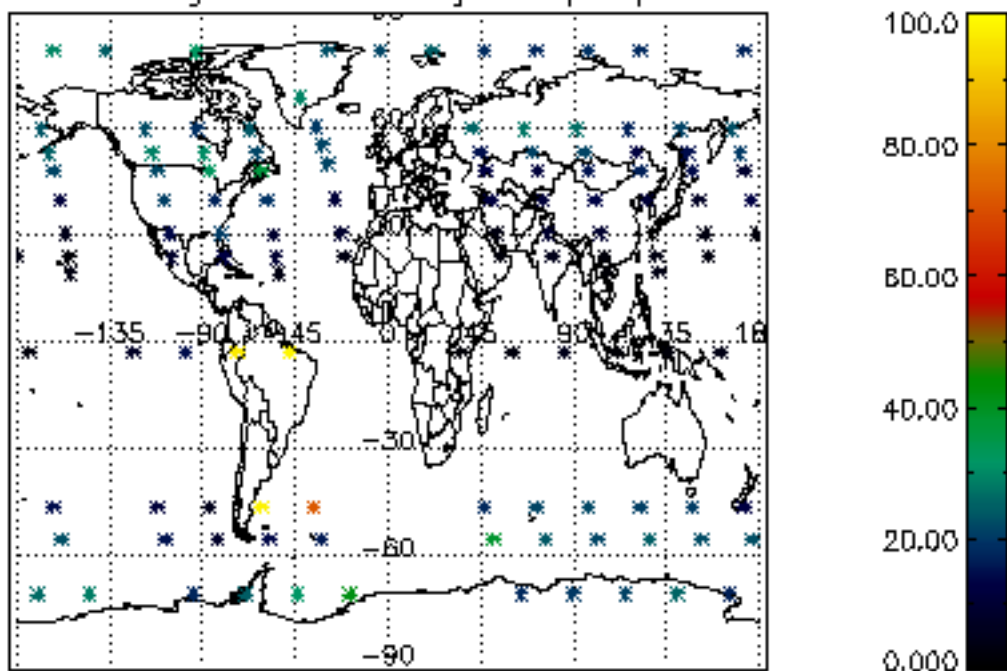




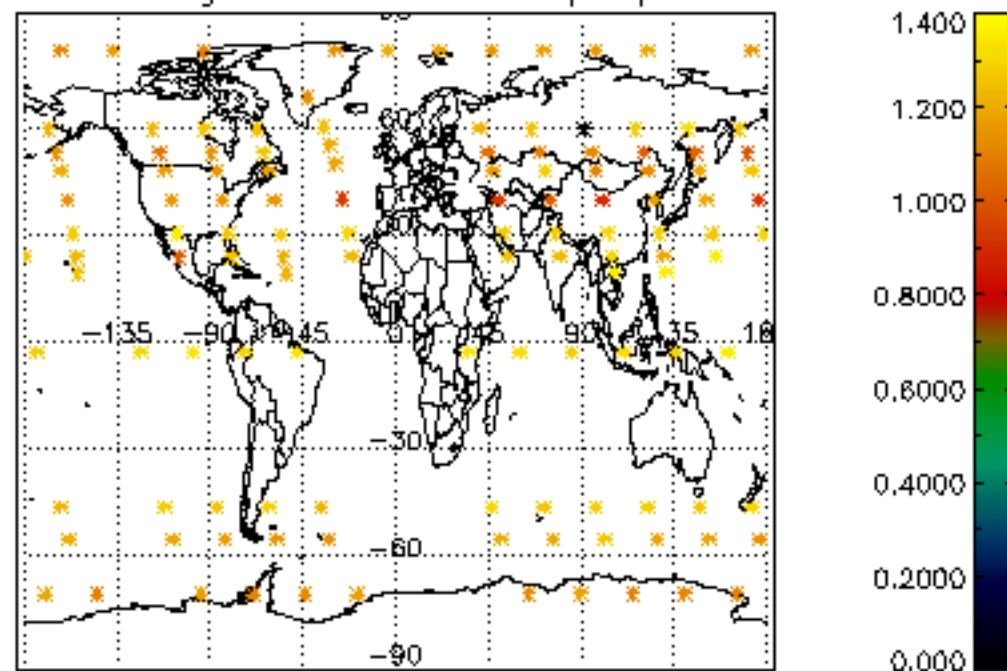




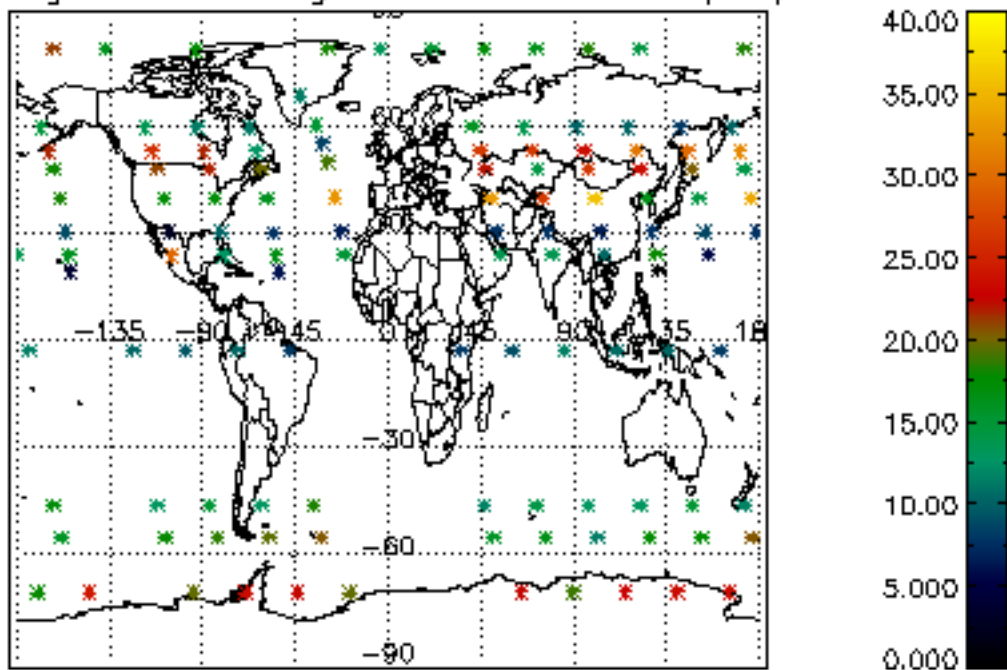
Percentage of cosmic ray hits per profile



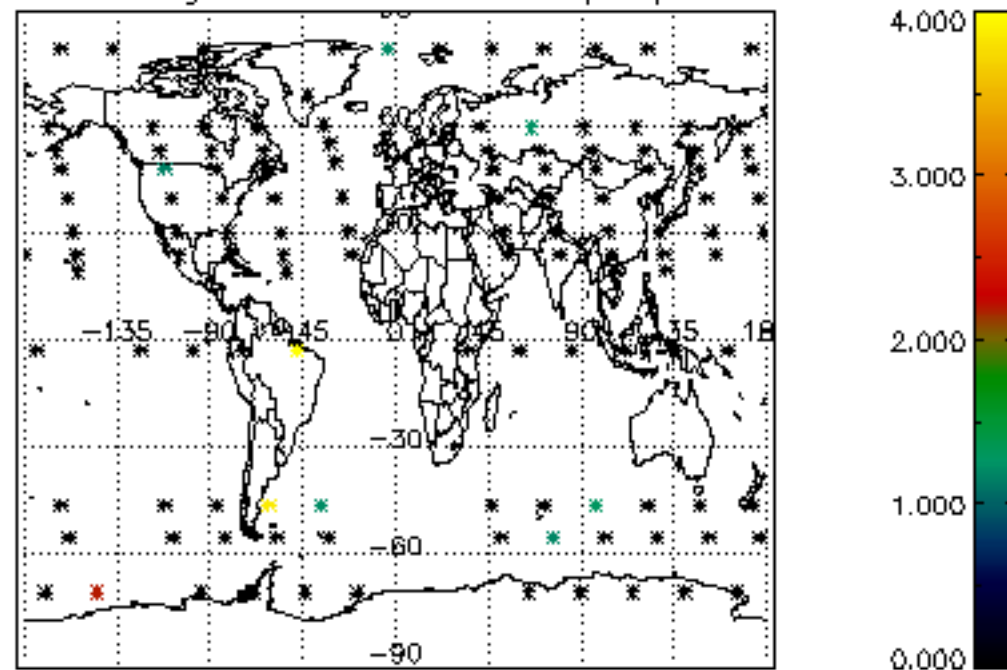
Percentage of datation errors per profile



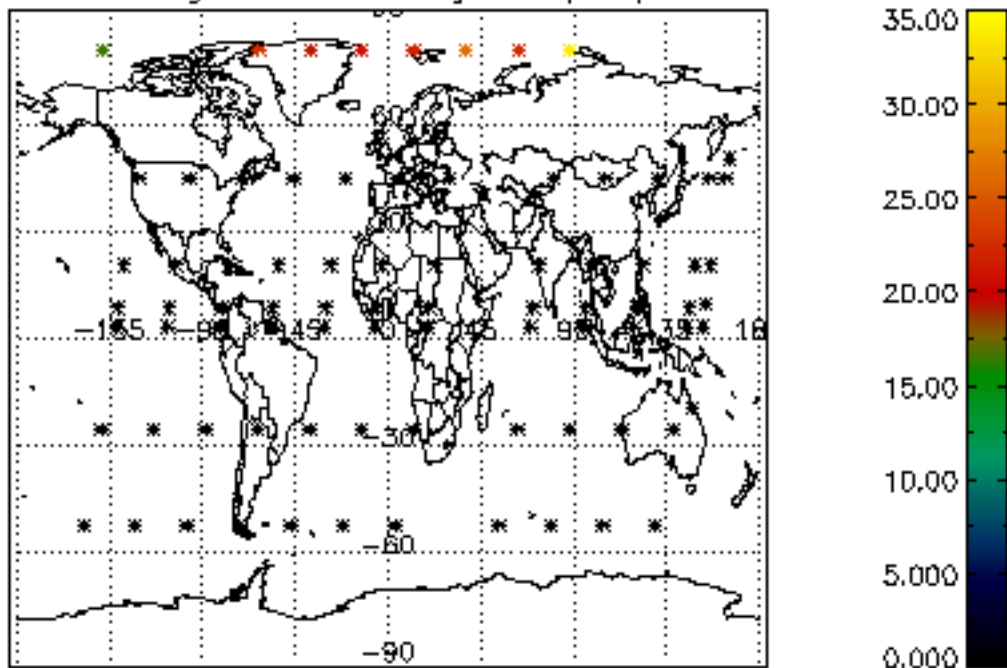
Percentage of star falling outside central band per profile



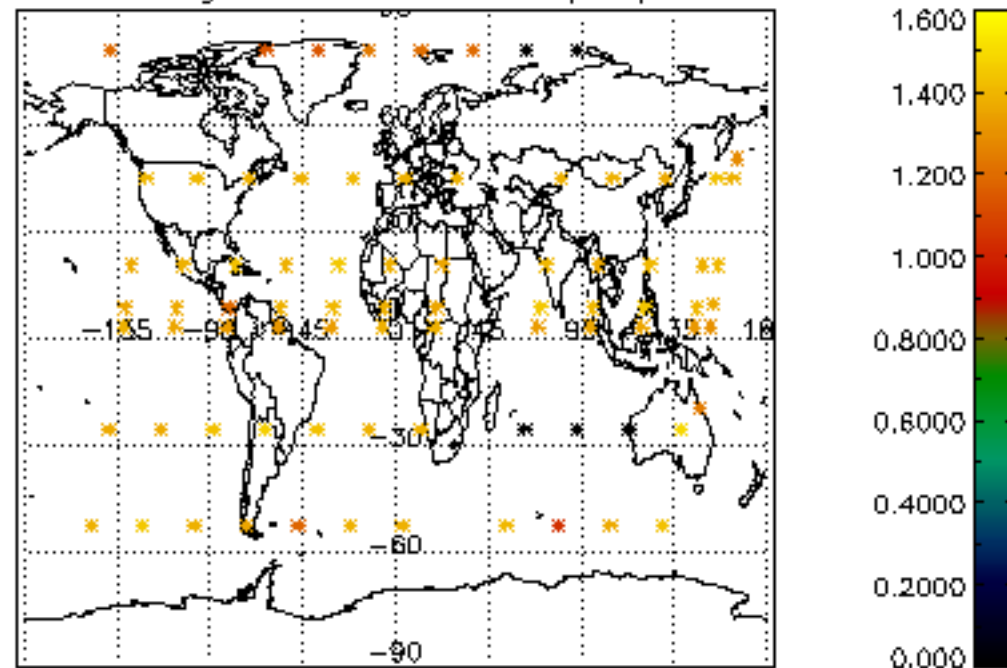
Percentage of saturation errors per profile



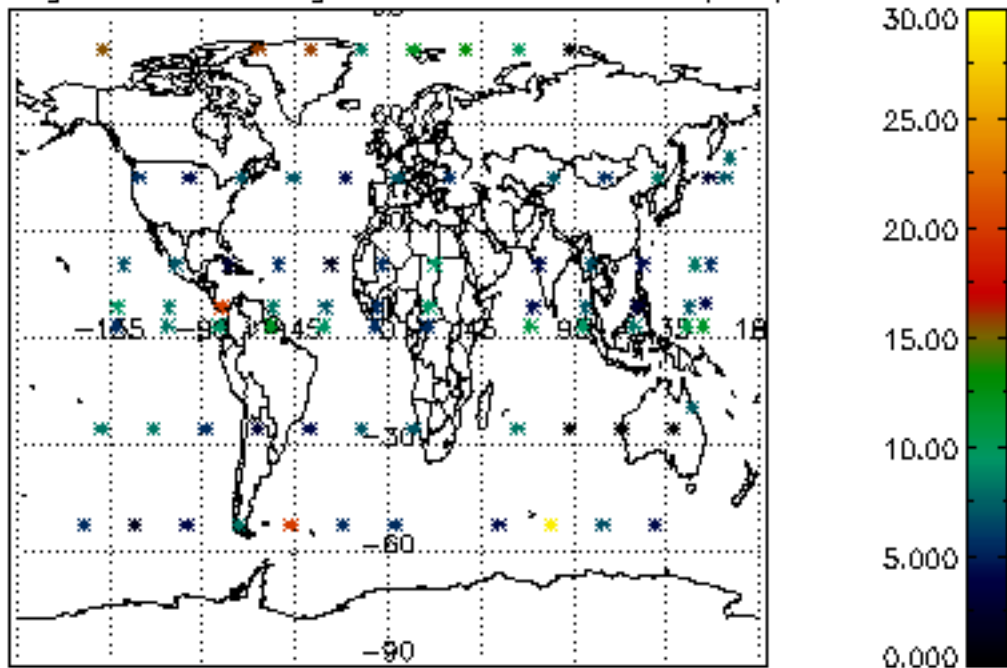
Percentage of cosmic ray hits per profile



Percentage of datation errors per profile



Percentage of star falling outside central band per profile



Percentage of saturation errors per profile

