

GOMOS Level 2 Daily Report

SUMMARY

[1. General Info](#)

[2. Summary of processed GOM_NL_2P products](#)

[3. Level 2 Quality information per product](#)

[3.1 Plot of level 2 quality information per product \(time dependant\)](#)

[3.2 Plot of level 2 quality information per product \(world map\)](#)

[4. Level 1 Quality information per product \(stored on level 2 products\)](#)

[4.1 Plot of level 1 quality information per product \(time dependant\)](#)

[4.1.1 Plot of level 1 quality information per product \(time dependant\): ASCENDING](#)

[4.1.2 Plot of level 1 quality information per product \(time dependant\): DESCENDING](#)

[4.2 Plot of level 1 quality information per product \(world map\)](#)

[4.2.1 Plot of level 1 quality information per product \(world map\): ASCENDING](#)

[4.2.2 Plot of level 1 quality information per product \(world map\): DESCENDING](#)

[5. Ozone profiles based on quality statistics and other trace gas profiles](#)

[5.1 Ozone statistics based on quality of products](#)

[5.2 Plot ozone profiles for all STD \(dark without errors\)](#)

[5.3 Plot ozone profiles where STD < 20% \(dark without errors\)](#)

[5.4. Plot ozone profiles where STD < 10% \(dark without errors\)](#)

[5.5. Plot ozone profiles where STD < 5% \(dark without errors\)](#)

[5.6 Plot NO2 profiles for all STD \(dark without errors\)](#)

[5.7 Plot NO3 profiles for all STD \(dark without errors\)](#)

[5.8 Plot H2O profiles \(only for occultations of stars 1,2,3,4,13,14,16,26,63 dark without errors\) for all STD](#)

[6. Auxiliary Data Files used for the production reported in section 2](#)

This report presents the daily analysis on parameters extracted from GOMOS level 2 data (GOM_NL__2P). It is intended to monitor some important parameters that will impact the quality of these products. A list of level 2 products (and content) that have arrived during the reporting day to the PCF is also given.

Item	Value
Time of report generation	22APR2013 17:50:40
Data source version	GOMOS/6.01
Start time of products	28-03-2007 (28MAR2007 00:00:00)
Stop time of products	29-03-2007 (29MAR2007 00:00:00)
Store outputs in DB	Yes
Nb of level 2 prods	232
Nb of prods with errors	0

2. Summary of processed GOM_NL__2P products.

Nr	Filename	UTC Start time	Limb	Duration	Star Id	Star Name	Star Mag	Star Temp	Nb Meas	Orbit	Prod. error
1	GOM_NL__2PRFIN20070328_000407_000000382056_00417_26523_4471.N1	28-MAR-2007 00:04:07	Bright	37.500	22	32Alp Leo	1.3600	15200.	75	26523	No
2	GOM_NL__2PRFIN20070328_000611_000000362056_00417_26523_4472.N1	28-MAR-2007 00:06:11	Bright	35.500	51	41Gam1Leo	2.0100	4500.0	71	26523	No
3	GOM_NL__2PRFIN20070328_001311_000000382056_00417_26523_4473.N1	28-MAR-2007 00:13:11	Bright	37.500	174	52Psi UMa	3.0040	4400.0	75	26523	No
4	GOM_NL__2PRFIN20070328_001629_000000362056_00417_26523_4474.N1	28-MAR-2007 00:16:29	Bright	36.000	82	48Bet UMa	2.3650	10600.	72	26523	No
5	GOM_NL__2PRFIN20070328_001801_000000362056_00417_26523_4475.N1	28-MAR-2007 00:18:01	Bright	36.000	36	50Alp UMa	1.8000	6300.0	72	26523	No
6	GOM_NL__2PRFIN20070328_002556_000000342056_00417_26523_4476.N1	28-MAR-2007 00:25:56	Bright	33.500	49	1Alp UMi	1.9900	6300.0	67	26523	No
7	GOM_NL__2PRFIN20070328_003342_000000352056_00417_26523_4477.N1	28-MAR-2007 00:33:42	Bright	35.000	89	5Alp Cep	2.4510	8000.0	70	26523	No
8	GOM_NL__2PRFIN20070328_004848_000000402056_00417_26523_4478.N1	28-MAR-2007 00:48:48	Bright	40.000	61	8Eps Peg	2.1000	3900.0	80	26523	No
9	GOM_NL__2PRFIN20070328_005319_000000422056_00417_26523_4479.N1	28-MAR-2007 00:53:19	Twilight	41.500	154	22Bet Aqr	2.8990	5700.0	83	26523	No
10	GOM_NL__2PRFIN20070328_005556_000000392056_00417_26523_4480.N1	28-MAR-2007 00:55:56	Dark	38.500	142	49Del Cap	2.8500	8900.0	77	26523	No
11	GOM_NL__2PRFIN20070328_010805_000000372056_00417_26523_4481.N1	28-MAR-2007 01:08:05	Dark	37.000	45	Alp Pav	1.9400	26000.	74	26523	No
12	GOM_NL__2PRFIN20070328_011401_000000432056_00418_26524_4543.N1	28-MAR-2007 01:14:01	Dark	43.000	141	Bet Ara	2.8400	4600.0	86	26524	No
13	GOM_NL__2PRFIN20070328_011532_000000432056_00418_26524_4544.N1	28-MAR-2007 01:15:32	Dark	42.500	43	Alp TrA	1.9100	4250.0	85	26524	No
14	GOM_NL__2PRFIN20070328_011717_000000392056_00418_26524_4545.N1	28-MAR-2007 01:17:17	Dark	39.000	134	Bet TrA	2.8100	6600.0	78	26524	No
15	GOM_NL__2PRFIN20070328_011958_000000462056_00418_26524_4546.N1	28-MAR-2007 01:19:58	Dark	45.500	4	Alp1Cen	-0.010000	5800.0	91	26524	No
16	GOM_NL__2PRFIN20070328_012230_000000422056_00418_26524_4547.N1	28-MAR-2007 01:22:30	Straylight	41.500	12	Alp1Cru	0.77500	30000.	83	26524	No
17	GOM_NL__2PRFIN20070328_012354_000000452056_00418_26524_4548.N1	28-MAR-2007 01:23:54	Straylight	44.500	26	Gam Cru	1.6240	2900.0	89	26524	No
18	GOM_NL__2PRFIN20070328_012547_000000412056_00418_26524_4549.N1	28-MAR-2007 01:25:47	Straylight	41.000	64	Gam Cen	2.2000	10600.	82	26524	No
19	GOM_NL__2PRFIN20070328_013353_000000432056_00418_26524_4550.N1	28-MAR-2007 01:33:53	Twilight	43.000	171	2Eps Crv	3.0010	4250.0	86	26524	No
20	GOM_NL__2PRFIN20070328_014443_000000372056_00418_26524_4551.N1	28-MAR-2007 01:44:43	Bright	36.500	22	32Alp Leo	1.3600	15200.	73	26524	No
21	GOM_NL__2PRFIN20070328_014647_000000372056_00418_26524_4552.N1	28-MAR-2007 01:46:47	Bright	36.500	51	41Gam1Leo	2.0100	4500.0	73	26524	No
22	GOM_NL__2PRFIN20070328_015346_000000372056_00418_26524_4553.N1	28-MAR-2007 01:53:46	Bright	36.500	174	52Psi UMa	3.0040	4400.0	73	26524	No
23	GOM_NL__2PRFIN20070328_015705_000000362056_00418_26524_4554.N1	28-MAR-2007 01:57:05	Bright	36.000	82	48Bet UMa	2.3650	10600.	72	26524	No
24	GOM_NL__2PRFIN20070328_015837_000000382056_00418_26524_4555.N1	28-MAR-2007 01:58:37	Bright	38.000	36	50Alp UMa	1.8000	6300.0	76	26524	No
25	GOM_NL__2PRFIN20070328_020632_000000332056_00418_26524_4556.N1	28-MAR-2007 02:06:32	Bright	33.000	49	1Alp UMi	1.9900	6300.0	66	26524	No
26	GOM_NL__2PRFIN20070328_021418_000000352056_00418_26524_4557.N1	28-MAR-2007 02:14:18	Bright	35.000	89	5Alp Cep	2.4510	8000.0	70	26524	No
27	GOM_NL__2PRFIN20070328_022925_000000402056_00418_26524_4558.N1	28-MAR-2007 02:29:25	Bright	40.000	61	8Eps Peg	2.1000	3900.0	80	26524	No
28	GOM_NL__2PRFIN20070328_023355_000000412056_00418_26524_4559.N1	28-MAR-2007 02:33:55	Twilight	40.500	154	22Bet Aqr	2.8990	5700.0	81	26524	No
29	GOM_NL__2PRFIN20070328_023632_000000422056_00418_26524_4560.N1	28-MAR-2007 02:36:32	Dark	41.500	142	49Del Cap	2.8500	8900.0	83	26524	No
30	GOM_NL__2PRFIN20070328_024842_000000372056_00418_26524_4561.N1	28-MAR-2007 02:48:42	Dark	37.000	45	Alp Pav	1.9400	26000.	74	26524	No
31	GOM_NL__2PRFIN20070328_025438_000000422056_00419_26525_4559.N1	28-MAR-2007 02:54:38	Dark	42.000	141	Bet Ara	2.8400	4600.0	84	26525	No
32	GOM_NL__2PRFIN20070328_025609_000000412056_00419_26525_4560.N1	28-MAR-2007 02:56:09	Dark	40.500	43	Alp TrA	1.9100	4250.0	81	26525	No
33	GOM_NL__2PRFIN20070328_025753_000000372056_00419_26525_4561.N1	28-MAR-2007 02:57:53	Dark	37.000	134	Bet TrA	2.8100	6600.0	74	26525	No
34	GOM_NL__2PRFIN20070328_030035_000000472056_00419_26525_4562.N1	28-MAR-2007 03:00:35	Dark	46.500	4	Alp1Cen	-0.010000	5800.0	93	26525	No
35	GOM_NL__2PRFIN20070328_030306_000000422056_00419_26525_4563.N1	28-MAR-2007 03:03:06	Straylight	41.500	12	Alp1Cru	0.77500	30000.	83	26525	No
36	GOM_NL__2PRFIN20070328_030430_000000442056_00419_26525_4564.N1	28-MAR-2007 03:04:30	Straylight	43.500	26	Gam Cru	1.6240	2900.0	87	26525	No
37	GOM_NL__2PRFIN20070328_030624_000000402056_00419_26525_4565.N1	28-MAR-2007 03:06:24	Straylight	39.500	64	Gam Cen	2.2000	10600.	79	26525	No
38	GOM_NL__2PRFIN20070328_031429_000000432056_00419_26525_4566.N1	28-MAR-2007 03:14:29	Twilight	43.000	171	2Eps Crv	3.0010	4250.0	86	26525	No
39	GOM_NL__2PRFIN20070328_032519_000000372056_00419_26525_4567.N1	28-MAR-2007 03:25:19	Bright	36.500	22	32Alp Leo	1.3600	15200.	73	26525	No
40	GOM_NL__2PRFIN20070328_032723_000000372056_00419_26525_4568.N1	28-MAR-2007 03:27:23	Bright	36.500	51	41Gam1Leo	2.0100	4500.0	73	26525	No
41	GOM_NL__2PRFIN20070328_033422_000000372056_00419_26525_4569.N1	28-MAR-2007 03:34:22	Bright	37.000	174	52Psi UMa	3.0040	4400.0	74	26525	No
42	GOM_NL__2PRFIN20070328_033741_000000362056_00419_26525_4570.N1	28-MAR-2007 03:37:41	Bright	36.000	82	48Bet UMa	2.3650	10600.	72	26525	No

43	GOM_NL__2PRFIN20070328_033913_000000382056_00419_26525_4571.N1	28-MAR-2007 03:39:13	Bright	37.500	36	50Alp UMa	1.8000	6300.0	75	26525	No
44	GOM_NL__2PRFIN20070328_034708_000000342056_00419_26525_4572.N1	28-MAR-2007 03:47:08	Bright	34.000	49	1Alp UMi	1.9900	6300.0	68	26525	No
45	GOM_NL__2PRFIN20070328_035454_000000362056_00419_26525_4573.N1	28-MAR-2007 03:54:54	Bright	36.000	89	5Alp Cep	2.4510	8000.0	72	26525	No
46	GOM_NL__2PRFIN20070328_041001_000000432056_00419_26525_4574.N1	28-MAR-2007 04:10:01	Bright	42.500	61	8Eps Peg	2.1000	3900.0	85	26525	No
47	GOM_NL__2PRFIN20070328_041431_000000422056_00419_26525_4575.N1	28-MAR-2007 04:14:31	Twilight	41.500	154	22Bet Aqr	2.8990	5700.0	83	26525	No
48	GOM_NL__2PRFIN20070328_041709_000000412056_00419_26525_4576.N1	28-MAR-2007 04:17:09	Dark	40.500	142	49Del Cap	2.8500	8900.0	81	26525	No
49	GOM_NL__2PRFIN20070328_042918_000000372056_00419_26525_4577.N1	28-MAR-2007 04:29:18	Dark	37.000	45	Alp Pav	1.9400	26000.	74	26525	No
50	GOM_NL__2PRFIN20070328_043515_000000422056_00420_26526_4581.N1	28-MAR-2007 04:35:15	Dark	42.000	141	Bet Ara	2.8400	4600.0	84	26526	No
51	GOM_NL__2PRFIN20070328_043645_000000372056_00420_26526_4582.N1	28-MAR-2007 04:36:45	Dark	36.500	43	Alp TrA	1.9100	4250.0	73	26526	No
52	GOM_NL__2PRFIN20070328_043830_000000392056_00420_26526_4583.N1	28-MAR-2007 04:38:30	Dark	38.500	134	Bet TrA	2.8100	6600.0	77	26526	No
53	GOM_NL__2PRFIN20070328_044111_000000542056_00420_26526_4584.N1	28-MAR-2007 04:41:11	Dark	54.000	4	Alp1Cen	-0.010000	5800.0	108	26526	No
54	GOM_NL__2PRFIN20070328_044342_000000382056_00420_26526_4585.N1	28-MAR-2007 04:43:42	Straylight	38.000	12	Alp1Cru	0.77500	30000.	76	26526	No
55	GOM_NL__2PRFIN20070328_044506_000000442056_00420_26526_4586.N1	28-MAR-2007 04:45:06	Straylight	44.000	26	Gam Cru	1.6240	2900.0	88	26526	No
56	GOM_NL__2PRFIN20070328_044700_000000382056_00420_26526_4587.N1	28-MAR-2007 04:47:00	Straylight	38.000	64	Gam Cen	2.2000	10600.	76	26526	No
57	GOM_NL__2PRFIN20070328_045505_000000422056_00420_26526_4588.N1	28-MAR-2007 04:55:05	Tw_i_and_stray	41.500	171	2Eps Crv	3.0010	4250.0	83	26526	No
58	GOM_NL__2PRFIN20070328_050555_000000372056_00420_26526_4589.N1	28-MAR-2007 05:05:55	Bright	36.500	22	32Alp Leo	1.3600	15200.	73	26526	No
59	GOM_NL__2PRFIN20070328_050759_000000362056_00420_26526_4590.N1	28-MAR-2007 05:07:59	Bright	35.500	51	41Gam1Leo	2.0100	4500.0	71	26526	No
60	GOM_NL__2PRFIN20070328_051458_000000352056_00420_26526_4591.N1	28-MAR-2007 05:14:58	Bright	35.000	174	52Psi UMa	3.0040	4400.0	70	26526	No
61	GOM_NL__2PRFIN20070328_051817_000000352056_00420_26526_4592.N1	28-MAR-2007 05:18:17	Bright	35.000	82	48Bet UMa	2.3650	10600.	70	26526	No
62	GOM_NL__2PRFIN20070328_051948_000000382056_00420_26526_4593.N1	28-MAR-2007 05:19:48	Bright	37.500	36	50Alp UMa	1.8000	6300.0	75	26526	No
63	GOM_NL__2PRFIN20070328_052744_000000362056_00420_26526_4594.N1	28-MAR-2007 05:27:44	Bright	36.000	49	1Alp UMi	1.9900	6300.0	72	26526	No
64	GOM_NL__2PRFIN20070328_053530_000000362056_00420_26526_4595.N1	28-MAR-2007 05:35:30	Bright	35.500	89	5Alp Cep	2.4510	8000.0	71	26526	No
65	GOM_NL__2PRFIN20070328_055037_000000402056_00420_26526_4596.N1	28-MAR-2007 05:50:37	Bright	40.000	61	8Eps Peg	2.1000	3900.0	80	26526	No
66	GOM_NL__2PRFIN20070328_055507_000000422056_00420_26526_4597.N1	28-MAR-2007 05:55:07	Twilight	42.000	154	22Bet Aqr	2.8990	5700.0	84	26526	No
67	GOM_NL__2PRFIN20070328_055745_000000392056_00420_26526_4598.N1	28-MAR-2007 05:57:45	Dark	38.500	142	49Del Cap	2.8500	8900.0	77	26526	No
68	GOM_NL__2PRFIN20070328_060954_000000382056_00420_26526_4599.N1	28-MAR-2007 06:09:54	Dark	37.500	45	Alp Pav	1.9400	26000.	75	26526	No
69	GOM_NL__2PRFIN20070328_075628_000000432056_00422_26528_4699.N1	28-MAR-2007 07:56:28	Dark	43.000	141	Bet Ara	2.8400	4600.0	86	26528	No
70	GOM_NL__2PRFIN20070328_075758_000000382056_00422_26528_4700.N1	28-MAR-2007 07:57:58	Dark	38.000	43	Alp TrA	1.9100	4250.0	76	26528	No
71	GOM_NL__2PRFIN20070328_075943_000000392056_00422_26528_4701.N1	28-MAR-2007 07:59:43	Dark	38.500	134	Bet TrA	2.8100	6600.0	77	26528	No
72	GOM_NL__2PRFIN20070328_080224_000000462056_00422_26528_4702.N1	28-MAR-2007 08:02:24	Dark	46.000	4	Alp1Cen	-0.010000	5800.0	92	26528	No
73	GOM_NL__2PRFIN20070328_080454_000000392056_00422_26528_4703.N1	28-MAR-2007 08:04:54	Straylight	38.500	12	Alp1Cru	0.77500	30000.	77	26528	No
74	GOM_NL__2PRFIN20070328_080619_000000392056_00422_26528_4704.N1	28-MAR-2007 08:06:19	Straylight	39.000	26	Gam Cru	1.6240	2900.0	78	26528	No
75	GOM_NL__2PRFIN20070328_080813_000000412056_00422_26528_4705.N1	28-MAR-2007 08:08:13	Straylight	41.000	64	Gam Cen	2.2000	10600.	82	26528	No
76	GOM_NL__2PRFIN20070328_081617_000000442056_00422_26528_4706.N1	28-MAR-2007 08:16:17	Tw_i_and_stray	43.500	171	2Eps Crv	3.0010	4250.0	87	26528	No
77	GOM_NL__2PRFIN20070328_082707_000000372056_00422_26528_4707.N1	28-MAR-2007 08:27:07	Bright	36.500	22	32Alp Leo	1.3600	15200.	73	26528	No
78	GOM_NL__2PRFIN20070328_082911_000000362056_00422_26528_4708.N1	28-MAR-2007 08:29:11	Bright	36.000	51	41Gam1Leo	2.0100	4500.0	72	26528	No
79	GOM_NL__2PRFIN20070328_083609_000000362056_00422_26528_4709.N1	28-MAR-2007 08:36:09	Bright	36.000	174	52Psi UMa	3.0040	4400.0	72	26528	No
80	GOM_NL__2PRFIN20070328_083929_000000362056_00422_26528_4710.N1	28-MAR-2007 08:39:29	Bright	36.000	82	48Bet UMa	2.3650	10600.	72	26528	No
81	GOM_NL__2PRFIN20070328_084100_000000382056_00422_26528_4711.N1	28-MAR-2007 08:41:00	Bright	38.000	36	50Alp UMa	1.8000	6300.0	76	26528	No
82	GOM_NL__2PRFIN20070328_084856_000000362056_00422_26528_4712.N1	28-MAR-2007 08:48:56	Bright	35.500	49	1Alp UMi	1.9900	6300.0	71	26528	No
83	GOM_NL__2PRFIN20070328_085642_000000542056_00422_26528_4713.N1	28-MAR-2007 08:56:42	Bright	53.500	89	5Alp Cep	2.4510	8000.0	107	26528	No
84	GOM_NL__2PRFIN20070328_091149_000000402056_00422_26528_4714.N1	28-MAR-2007 09:11:49	Bright	39.500	61	8Eps Peg	2.1000	3900.0	79	26528	No
85	GOM_NL__2PRFIN20070328_091620_000000422056_00422_26528_4715.N1	28-MAR-2007 09:16:20	Twilight	41.500	154	22Bet Aqr	2.8990	5700.0	83	26528	No
86	GOM_NL__2PRFIN20070328_091857_000000402056_00422_26528_4716.N1	28-MAR-2007 09:18:57	Dark	40.000	142	49Del Cap	2.8500	8900.0	80	26528	No
87	GOM_NL__2PRFIN20070328_093107_000000402056_00422_26528_4717.N1	28-MAR-2007 09:31:07	Dark	39.500	45	Alp Pav	1.9400	26000.	79	26528	No
88	GOM_NL__2PRFIN20070328_093705_000000432056_00423_26529_4765.N1	28-MAR-2007 09:37:05	Dark	42.500	141	Bet Ara	2.8400	4600.0	85	26529	No
89	GOM_NL__2PRFIN20070328_093834_000000392056_00423_26529_4766.N1	28-MAR-2007 09:38:34	Dark	39.000	43	Alp TrA	1.9100	4250.0	78	26529	No
90	GOM_NL__2PRFIN20070328_094019_000000392056_00423_26529_4767.N1	28-MAR-2007 09:40:19	Dark	39.000	134	Bet TrA	2.8100	6600.0	78	26529	No
91	GOM_NL__2PRFIN20070328_094300_000000552056_00423_26529_4768.N1	28-MAR-2007 09:43:00	Dark	55.000	4	Alp1Cen	-0.010000	5800.0	110	26529	No
92	GOM_NL__2PRFIN20070328_094531_000000482056_00423_26529_4769.N1	28-MAR-2007 09:45:31	Straylight	47.500	12	Alp1Cru	0.77500	30000.	95	26529	No
93	GOM_NL__2PRFIN20070328_094655_000000452056_00423_26529_4770.N1	28-MAR-2007 09:46:55	Straylight	44.500	26	Gam Cru	1.6240	2900.0	89	26529	No
94	GOM_NL__2PRFIN20070328_094849_000000392056_00423_26529_4771.N1	28-MAR-2007 09:48:49	Straylight	39.000	64	Gam Cen	2.2000	10600.	78	26529	No
95	GOM_NL__2PRFIN20070328_095653_000000422056_00423_26529_4772.N1	28-MAR-2007 09:56:53	Tw_i_and_stray	41.500	171	2Eps Crv	3.0010	4250.0	83	26529	No
96	GOM_NL__2PRFIN20070328_100743_000000372056_00423_26529_4773.N1	28-MAR-2007 10:07:43	Bright	36.500	22	32Alp Leo	1.3600	15200.	73	26529	No
97	GOM_NL__2PRFIN20070328_100947_000000362056_00423_26529_4774.N1	28-MAR-2007 10:09:47	Bright	36.000	51	41Gam1Leo	2.0100	4500.0	72	26529	No
98	GOM_NL__2PRFIN20070328_101645_000000382056_00423_26529_4775.N1	28-MAR-2007 10:16:45	Bright	37.500	174	52Psi UMa	3.0040	4400.0	75	26529	No
99	GOM_NL__2PRFIN20070328_102004_000000442056_00423_26529_4776.N1	28-MAR-2007 10:20:04	Bright	43.500	82	48Bet UMa	2.3650	10600.	87	26529	No
100	GOM_NL__2PRFIN20070328_102136_000000382056_00423_26529_4777.N1	28-MAR-2007 10:21:36	Bright	37.500	36	50Alp UMa	1.8000	6300.0	75	26529	No
101	GOM_NL__2PRFIN20070328_102932_000000352056_00423_26529_4778.N1	28-MAR-2007 10:29:32	Bright	34.500	49	1Alp UMi	1.9900	6300.0	69	26529	No

102	GOM_NL__2PRFIN20070328_103718_000000402056_00423_26529_4779.N1	28-MAR-2007 10:37:18	Bright	40.000	89	5Alp Cep	2.4510	8000.0	80	26529	No
103	GOM_NL__2PRFIN20070328_105225_000000372056_00423_26529_4780.N1	28-MAR-2007 10:52:25	Bright	37.000	61	8Eps Peg	2.1000	3900.0	74	26529	No
104	GOM_NL__2PRFIN20070328_105656_000000402056_00423_26529_4781.N1	28-MAR-2007 10:56:56	Twilight	40.000	154	22Bet Aqr	2.8990	5700.0	80	26529	No
105	GOM_NL__2PRFIN20070328_105933_000000372056_00423_26529_4782.N1	28-MAR-2007 10:59:33	Dark	37.000	142	49Del Cap	2.8500	8900.0	74	26529	No
106	GOM_NL__2PRFIN20070328_111143_000000432056_00423_26529_4783.N1	28-MAR-2007 11:11:43	Dark	43.000	45	Alp Pav	1.9400	26000.	86	26529	No
107	GOM_NL__2PRFIN20070328_111741_000000432056_00424_26530_4792.N1	28-MAR-2007 11:17:41	Dark	42.500	141	Bet Ara	2.8400	4600.0	85	26530	No
108	GOM_NL__2PRFIN20070328_111910_000000402056_00424_26530_4793.N1	28-MAR-2007 11:19:10	Dark	39.500	43	Alp TrA	1.9100	4250.0	79	26530	No
109	GOM_NL__2PRFIN20070328_112056_000000402056_00424_26530_4794.N1	28-MAR-2007 11:20:56	Dark	39.500	134	Bet TrA	2.8100	6600.0	79	26530	No
110	GOM_NL__2PRFIN20070328_112337_000000522056_00424_26530_4795.N1	28-MAR-2007 11:23:37	Dark	52.000	4	Alp1Cen	-0.010000	5800.0	104	26530	No
111	GOM_NL__2PRFIN20070328_112607_000000472056_00424_26530_4796.N1	28-MAR-2007 11:26:07	Straylight	46.500	12	Alp1Cru	0.77500	30000.	93	26530	No
112	GOM_NL__2PRFIN20070328_112731_000000522056_00424_26530_4797.N1	28-MAR-2007 11:27:31	Straylight	51.500	26	Gam Cru	1.6240	2900.0	103	26530	No
113	GOM_NL__2PRFIN20070328_112925_000000392056_00424_26530_4798.N1	28-MAR-2007 11:29:25	Straylight	39.000	64	Gam Cen	2.2000	10600.	78	26530	No
114	GOM_NL__2PRFIN20070328_113729_000000412056_00424_26530_4799.N1	28-MAR-2007 11:37:29	Tw_i_and_stray	40.500	171	2Eps Crv	3.0010	4250.0	81	26530	No
115	GOM_NL__2PRFIN20070328_114819_000000362056_00424_26530_4800.N1	28-MAR-2007 11:48:19	Bright	36.000	22	32Alp Leo	1.3600	15200.	72	26530	No
116	GOM_NL__2PRFIN20070328_115028_000000372056_00424_26530_4801.N1	28-MAR-2007 11:50:28	Bright	36.500	96	68Del Leo	2.5600	9300.0	73	26530	No
117	GOM_NL__2PRFIN20070328_115721_000000372056_00424_26530_4802.N1	28-MAR-2007 11:57:21	Bright	37.000	174	52Psi UMa	3.0040	4400.0	74	26530	No
118	GOM_NL__2PRFIN20070328_120040_000000362056_00424_26530_4803.N1	28-MAR-2007 12:00:40	Bright	36.000	82	48Bet UMa	2.3650	10600.	72	26530	No
119	GOM_NL__2PRFIN20070328_120211_000000382056_00424_26530_4804.N1	28-MAR-2007 12:02:11	Bright	38.000	36	50Alp UMa	1.8000	6300.0	76	26530	No
120	GOM_NL__2PRFIN20070328_121008_000000352056_00424_26530_4805.N1	28-MAR-2007 12:10:08	Bright	34.500	49	1Alp UMi	1.9900	6300.0	69	26530	No
121	GOM_NL__2PRFIN20070328_121753_000000362056_00424_26530_4806.N1	28-MAR-2007 12:17:53	Bright	35.500	89	5Alp Cep	2.4510	8000.0	71	26530	No
122	GOM_NL__2PRFIN20070328_123301_000000402056_00424_26530_4807.N1	28-MAR-2007 12:33:01	Bright	39.500	61	8Eps Peg	2.1000	3900.0	79	26530	No
123	GOM_NL__2PRFIN20070328_123732_000000412056_00424_26530_4808.N1	28-MAR-2007 12:37:32	Twilight	41.000	154	22Bet Aqr	2.8990	5700.0	82	26530	No
124	GOM_NL__2PRFIN20070328_124009_000000392056_00424_26530_4809.N1	28-MAR-2007 12:40:09	Dark	38.500	142	49Del Cap	2.8500	8900.0	77	26530	No
125	GOM_NL__2PRFIN20070328_125219_000000372056_00424_26530_4810.N1	28-MAR-2007 12:52:19	Dark	37.000	45	Alp Pav	1.9400	26000.	74	26530	No
126	GOM_NL__2PRFIN20070328_125818_000000442056_00425_26531_4808.N1	28-MAR-2007 12:58:18	Dark	44.000	141	Bet Ara	2.8400	4600.0	88	26531	No
127	GOM_NL__2PRFIN20070328_125947_000000392056_00425_26531_4809.N1	28-MAR-2007 12:59:47	Dark	38.500	43	Alp TrA	1.9100	4250.0	77	26531	No
128	GOM_NL__2PRFIN20070328_130132_000000402056_00425_26531_4810.N1	28-MAR-2007 13:01:32	Dark	40.000	134	Bet TrA	2.8100	6600.0	80	26531	No
129	GOM_NL__2PRFIN20070328_130413_000000422056_00425_26531_4811.N1	28-MAR-2007 13:04:13	Dark	41.500	4	Alp1Cen	-0.010000	5800.0	83	26531	No
130	GOM_NL__2PRFIN20070328_130643_000000382056_00425_26531_4812.N1	28-MAR-2007 13:06:43	Straylight	37.500	12	Alp1Cru	0.77500	30000.	75	26531	No
131	GOM_NL__2PRFIN20070328_130807_000000482056_00425_26531_4813.N1	28-MAR-2007 13:08:07	Straylight	48.000	26	Gam Cru	1.6240	2900.0	96	26531	No
132	GOM_NL__2PRFIN20070328_131001_000000392056_00425_26531_4814.N1	28-MAR-2007 13:10:01	Straylight	38.500	64	Gam Cen	2.2000	10600.	77	26531	No
133	GOM_NL__2PRFIN20070328_131805_000000452056_00425_26531_4815.N1	28-MAR-2007 13:18:05	Tw_i_and_stray	44.500	171	2Eps Crv	3.0010	4250.0	89	26531	No
134	GOM_NL__2PRFIN20070328_132855_000000372056_00425_26531_4816.N1	28-MAR-2007 13:28:55	Bright	36.500	22	32Alp Leo	1.3600	15200.	73	26531	No
135	GOM_NL__2PRFIN20070328_133104_000000412056_00425_26531_4817.N1	28-MAR-2007 13:31:04	Bright	41.000	96	68Del Leo	2.5600	9300.0	82	26531	No
136	GOM_NL__2PRFIN20070328_133757_000000362056_00425_26531_4818.N1	28-MAR-2007 13:37:57	Bright	36.000	174	52Psi UMa	3.0040	4400.0	72	26531	No
137	GOM_NL__2PRFIN20070328_134116_000000342056_00425_26531_4819.N1	28-MAR-2007 13:41:16	Bright	34.000	82	48Bet UMa	2.3650	10600.	68	26531	No
138	GOM_NL__2PRFIN20070328_134247_000000362056_00425_26531_4820.N1	28-MAR-2007 13:42:47	Bright	36.000	36	50Alp UMa	1.8000	6300.0	72	26531	No
139	GOM_NL__2PRFIN20070328_135044_000000332056_00425_26531_4821.N1	28-MAR-2007 13:50:44	Bright	32.500	49	1Alp UMi	1.9900	6300.0	65	26531	No
140	GOM_NL__2PRFIN20070328_135829_000000362056_00425_26531_4822.N1	28-MAR-2007 13:58:29	Bright	36.000	89	5Alp Cep	2.4510	8000.0	72	26531	No
141	GOM_NL__2PRFIN20070328_141338_000000412056_00425_26531_4823.N1	28-MAR-2007 14:13:38	Bright	40.500	61	8Eps Peg	2.1000	3900.0	81	26531	No
142	GOM_NL__2PRFIN20070328_141809_000000432056_00425_26531_4824.N1	28-MAR-2007 14:18:09	Twilight	42.500	154	22Bet Aqr	2.8990	5700.0	85	26531	No
143	GOM_NL__2PRFIN20070328_142046_000000412056_00425_26531_4825.N1	28-MAR-2007 14:20:46	Dark	41.000	142	49Del Cap	2.8500	8900.0	82	26531	No
144	GOM_NL__2PRFIN20070328_143256_000000382056_00425_26531_4826.N1	28-MAR-2007 14:32:56	Dark	37.500	45	Alp Pav	1.9400	26000.	75	26531	No
145	GOM_NL__2PRFIN20070328_143854_000000422056_00426_26532_4821.N1	28-MAR-2007 14:38:54	Dark	41.500	141	Bet Ara	2.8400	4600.0	83	26532	No
146	GOM_NL__2PRFIN20070328_144023_000000392056_00426_26532_4822.N1	28-MAR-2007 14:40:23	Dark	39.000	43	Alp TrA	1.9100	4250.0	78	26532	No
147	GOM_NL__2PRFIN20070328_144208_000000392056_00426_26532_4823.N1	28-MAR-2007 14:42:08	Dark	39.000	134	Bet TrA	2.8100	6600.0	78	26532	No
148	GOM_NL__2PRFIN20070328_144449_000000542056_00426_26532_4824.N1	28-MAR-2007 14:44:49	Dark	54.000	4	Alp1Cen	-0.010000	5800.0	108	26532	No
149	GOM_NL__2PRFIN20070328_144719_000000382056_00426_26532_4825.N1	28-MAR-2007 14:47:19	Straylight	37.500	12	Alp1Cru	0.77500	30000.	75	26532	No
150	GOM_NL__2PRFIN20070328_144844_000000522056_00426_26532_4826.N1	28-MAR-2007 14:48:44	Straylight	52.000	26	Gam Cru	1.6240	2900.0	104	26532	No
151	GOM_NL__2PRFIN20070328_145037_000000402056_00426_26532_4827.N1	28-MAR-2007 14:50:37	Straylight	39.500	64	Gam Cen	2.2000	10600.	79	26532	No
152	GOM_NL__2PRFIN20070328_145841_000000462056_00426_26532_4828.N1	28-MAR-2007 14:58:41	Tw_i_and_stray	46.000	171	2Eps Crv	3.0010	4250.0	92	26532	No
153	GOM_NL__2PRFIN20070328_150932_000000362056_00426_26532_4829.N1	28-MAR-2007 15:09:32	Bright	36.000	22	32Alp Leo	1.3600	15200.	72	26532	No
154	GOM_NL__2PRFIN20070328_151140_000000362056_00426_26532_4830.N1	28-MAR-2007 15:11:40	Bright	36.000	96	68Del Leo	2.5600	9300.0	72	26532	No
155	GOM_NL__2PRFIN20070328_151832_000000372056_00426_26532_4831.N1	28-MAR-2007 15:18:32	Bright	37.000	174	52Psi UMa	3.0040	4400.0	74	26532	No
156	GOM_NL__2PRFIN20070328_152152_000000362056_00426_26532_4832.N1	28-MAR-2007 15:21:52	Bright	36.000	82	48Bet UMa	2.3650	10600.	72	26532	No
157	GOM_NL__2PRFIN20070328_152323_000000382056_00426_26532_4833.N1	28-MAR-2007 15:23:23	Bright	38.000	36	50Alp UMa	1.8000	6300.0	76	26532	No
158	GOM_NL__2PRFIN20070328_153120_000000502056_00426_26532_4834.N1	28-MAR-2007 15:31:20	Bright	49.500	49	1Alp UMi	1.9900	6300.0	99	26532	No
159	GOM_NL__2PRFIN20070328_153905_000000352056_00426_26532_4835.N1	28-MAR-2007 15:39:05	Bright	35.000	89	5Alp Cep	2.4510	8000.0	70	26532	No
160	GOM_NL__2PRFIN20070328_155414_000000412056_00426_26532_4836.N1	28-MAR-2007 15:54:14	Bright	40.500	61	8Eps Peg	2.1000	3900.0	81	26532	No

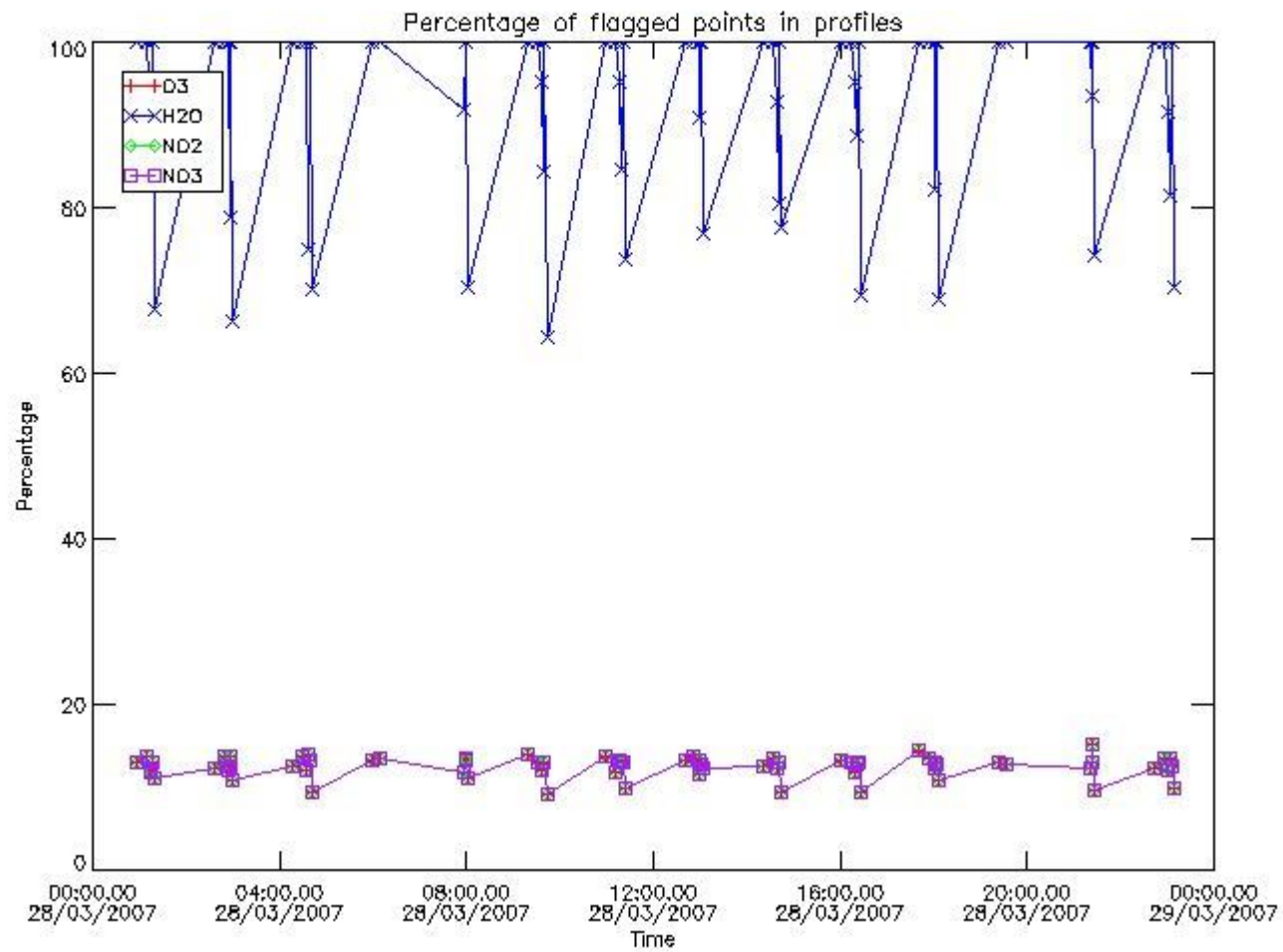
161	GOM_NL__2PRFIN20070328_155845_000000412056_00426_26532_4837.N1	28-MAR-2007 15:58:45	Twilight	41.000	154	22Bet Aqr	2.8990	5700.0	82	26532	No
162	GOM_NL__2PRFIN20070328_160122_000000392056_00426_26532_4838.N1	28-MAR-2007 16:01:22	Dark	38.500	142	49Del Cap	2.8500	8900.0	77	26532	No
163	GOM_NL__2PRFIN20070328_161332_000000402056_00426_26532_4839.N1	28-MAR-2007 16:13:32	Dark	39.500	45	Alp Pav	1.9400	26000.	79	26532	No
164	GOM_NL__2PRFIN20070328_161931_000000432056_00427_26533_4851.N1	28-MAR-2007 16:19:31	Dark	43.000	141	Bet Ara	2.8400	4600.0	86	26533	No
165	GOM_NL__2PRFIN20070328_162059_000000402056_00427_26533_4852.N1	28-MAR-2007 16:20:59	Dark	40.000	43	Alp TrA	1.9100	4250.0	80	26533	No
166	GOM_NL__2PRFIN20070328_162245_000000392056_00427_26533_4853.N1	28-MAR-2007 16:22:45	Dark	39.000	134	Bet TrA	2.8100	6600.0	78	26533	No
167	GOM_NL__2PRFIN20070328_162526_000000552056_00427_26533_4854.N1	28-MAR-2007 16:25:26	Dark	54.500	4	Alp1Cen	-0.010000	5800.0	109	26533	No
168	GOM_NL__2PRFIN20070328_162755_000000382056_00427_26533_4855.N1	28-MAR-2007 16:27:55	Straylight	37.500	12	Alp1Cru	0.77500	30000.	75	26533	No
169	GOM_NL__2PRFIN20070328_162920_000000462056_00427_26533_4856.N1	28-MAR-2007 16:29:20	Straylight	46.000	26	Gam Cru	1.6240	2900.0	92	26533	No
170	GOM_NL__2PRFIN20070328_163114_000000392056_00427_26533_4857.N1	28-MAR-2007 16:31:14	Straylight	38.500	64	Gam Cen	2.2000	10600.	77	26533	No
171	GOM_NL__2PRFIN20070328_163918_000000472056_00427_26533_4858.N1	28-MAR-2007 16:39:18	Twilight	46.500	171	2Eps Crv	3.0010	4250.0	93	26533	No
172	GOM_NL__2PRFIN20070328_165008_000000362056_00427_26533_4859.N1	28-MAR-2007 16:50:08	Bright	36.000	22	32Alp Leo	1.3600	15200.	72	26533	No
173	GOM_NL__2PRFIN20070328_165216_000000362056_00427_26533_4860.N1	28-MAR-2007 16:52:16	Bright	35.500	96	68Del Leo	2.5600	9300.0	71	26533	No
174	GOM_NL__2PRFIN20070328_165908_000000352056_00427_26533_4861.N1	28-MAR-2007 16:59:08	Bright	35.000	174	52Psi UMa	3.0040	4400.0	70	26533	No
175	GOM_NL__2PRFIN20070328_170227_000000372056_00427_26533_4862.N1	28-MAR-2007 17:02:27	Bright	36.500	82	48Bet UMa	2.3650	10600.	73	26533	No
176	GOM_NL__2PRFIN20070328_170359_000000382056_00427_26533_4863.N1	28-MAR-2007 17:03:59	Bright	38.000	36	50Alp UMa	1.8000	6300.0	76	26533	No
177	GOM_NL__2PRFIN20070328_171156_000000372056_00427_26533_4864.N1	28-MAR-2007 17:11:56	Bright	36.500	49	1Alp UMi	1.9900	6300.0	73	26533	No
178	GOM_NL__2PRFIN20070328_171941_000000352056_00427_26533_4865.N1	28-MAR-2007 17:19:41	Bright	35.000	89	5Alp Cep	2.4510	8000.0	70	26533	No
179	GOM_NL__2PRFIN20070328_173450_000000402056_00427_26533_4866.N1	28-MAR-2007 17:34:50	Bright	40.000	61	8Eps Peg	2.1000	3900.0	80	26533	No
180	GOM_NL__2PRFIN20070328_173921_000000422056_00427_26533_4867.N1	28-MAR-2007 17:39:21	Twilight	41.500	154	22Bet Aqr	2.8990	5700.0	83	26533	No
181	GOM_NL__2PRFIN20070328_174158_000000392056_00427_26533_4868.N1	28-MAR-2007 17:41:58	Dark	38.500	142	49Del Cap	2.8500	8900.0	77	26533	No
182	GOM_NL__2PRFIN20070328_175408_000000382056_00427_26533_4869.N1	28-MAR-2007 17:54:08	Dark	38.000	45	Alp Pav	1.9400	26000.	76	26533	No
183	GOM_NL__2PRFIN20070328_180008_000000422056_00428_26534_4863.N1	28-MAR-2007 18:00:08	Dark	41.500	141	Bet Ara	2.8400	4600.0	83	26534	No
184	GOM_NL__2PRFIN20070328_180136_000000402056_00428_26534_4864.N1	28-MAR-2007 18:01:36	Dark	39.500	43	Alp TrA	1.9100	4250.0	79	26534	No
185	GOM_NL__2PRFIN20070328_180321_000000402056_00428_26534_4865.N1	28-MAR-2007 18:03:21	Dark	40.000	134	Bet TrA	2.8100	6600.0	80	26534	No
186	GOM_NL__2PRFIN20070328_180602_000000472056_00428_26534_4866.N1	28-MAR-2007 18:06:02	Dark	47.000	4	Alp1Cen	-0.010000	5800.0	94	26534	No
187	GOM_NL__2PRFIN20070328_180831_000000452056_00428_26534_4867.N1	28-MAR-2007 18:08:31	Straylight	44.500	12	Alp1Cru	0.77500	30000.	89	26534	No
188	GOM_NL__2PRFIN20070328_180956_000000442056_00428_26534_4868.N1	28-MAR-2007 18:09:56	Straylight	43.500	26	Gam Cru	1.6240	2900.0	87	26534	No
189	GOM_NL__2PRFIN20070328_181150_000000392056_00428_26534_4869.N1	28-MAR-2007 18:11:50	Straylight	38.500	64	Gam Cen	2.2000	10600.	77	26534	No
190	GOM_NL__2PRFIN20070328_181954_000000472056_00428_26534_4870.N1	28-MAR-2007 18:19:54	Twilight	46.500	171	2Eps Crv	3.0010	4250.0	93	26534	No
191	GOM_NL__2PRFIN20070328_183044_000000362056_00428_26534_4871.N1	28-MAR-2007 18:30:44	Bright	36.000	22	32Alp Leo	1.3600	15200.	72	26534	No
192	GOM_NL__2PRFIN20070328_183252_000000382056_00428_26534_4872.N1	28-MAR-2007 18:32:52	Bright	37.500	96	68Del Leo	2.5600	9300.0	75	26534	No
193	GOM_NL__2PRFIN20070328_183944_000000362056_00428_26534_4873.N1	28-MAR-2007 18:39:44	Bright	35.500	174	52Psi UMa	3.0040	4400.0	71	26534	No
194	GOM_NL__2PRFIN20070328_184303_000000362056_00428_26534_4874.N1	28-MAR-2007 18:43:03	Bright	35.500	82	48Bet UMa	2.3650	10600.	71	26534	No
195	GOM_NL__2PRFIN20070328_184435_000000342056_00428_26534_4875.N1	28-MAR-2007 18:44:35	Bright	34.000	36	50Alp UMa	1.8000	6300.0	68	26534	No
196	GOM_NL__2PRFIN20070328_185232_000000362056_00428_26534_4876.N1	28-MAR-2007 18:52:32	Bright	36.000	49	1Alp UMi	1.9900	6300.0	72	26534	No
197	GOM_NL__2PRFIN20070328_190017_000000452056_00428_26534_4877.N1	28-MAR-2007 19:00:17	Bright	44.500	89	5Alp Cep	2.4510	8000.0	89	26534	No
198	GOM_NL__2PRFIN20070328_191526_000000412056_00428_26534_4878.N1	28-MAR-2007 19:15:26	Bright	40.500	61	8Eps Peg	2.1000	3900.0	81	26534	No
199	GOM_NL__2PRFIN20070328_191957_000000422056_00428_26534_4879.N1	28-MAR-2007 19:19:57	Twilight	41.500	154	22Bet Aqr	2.8990	5700.0	83	26534	No
200	GOM_NL__2PRFIN20070328_192234_000000392056_00428_26534_4880.N1	28-MAR-2007 19:22:34	Dark	39.000	142	49Del Cap	2.8500	8900.0	78	26534	No
201	GOM_NL__2PRFIN20070328_193444_000000402056_00428_26534_4881.N1	28-MAR-2007 19:34:44	Dark	40.000	45	Alp Pav	1.9400	26000.	80	26534	No
202	GOM_NL__2PRFIN20070328_212121_000000422056_00430_26536_4884.N1	28-MAR-2007 21:21:21	Dark	41.500	141	Bet Ara	2.8400	4600.0	83	26536	No
203	GOM_NL__2PRFIN20070328_212248_000000392056_00430_26536_4885.N1	28-MAR-2007 21:22:48	Dark	39.000	43	Alp TrA	1.9100	4250.0	78	26536	No
204	GOM_NL__2PRFIN20070328_212434_000000372056_00430_26536_4886.N1	28-MAR-2007 21:24:34	Dark	37.000	134	Bet TrA	2.8100	6600.0	74	26536	No
205	GOM_NL__2PRFIN20070328_212715_000000532056_00430_26536_4887.N1	28-MAR-2007 21:27:15	Dark	53.000	4	Alp1Cen	-0.010000	5800.0	106	26536	No
206	GOM_NL__2PRFIN20070328_212944_000000422056_00430_26536_4888.N1	28-MAR-2007 21:29:44	Straylight	42.000	12	Alp1Cru	0.77500	30000.	84	26536	No
207	GOM_NL__2PRFIN20070328_213109_000000472056_00430_26536_4889.N1	28-MAR-2007 21:31:09	Straylight	47.000	26	Gam Cru	1.6240	2900.0	94	26536	No
208	GOM_NL__2PRFIN20070328_213303_000000432056_00430_26536_4890.N1	28-MAR-2007 21:33:03	Straylight	42.500	64	Gam Cen	2.2000	10600.	85	26536	No
209	GOM_NL__2PRFIN20070328_214106_000000452056_00430_26536_4891.N1	28-MAR-2007 21:41:06	Twilight	44.500	171	2Eps Crv	3.0010	4250.0	89	26536	No
210	GOM_NL__2PRFIN20070328_215403_000000362056_00430_26536_4892.N1	28-MAR-2007 21:54:03	Bright	36.000	96	68Del Leo	2.5600	9300.0	72	26536	No
211	GOM_NL__2PRFIN20070328_220056_000000352056_00430_26536_4893.N1	28-MAR-2007 22:00:56	Bright	34.500	174	52Psi UMa	3.0040	4400.0	69	26536	No
212	GOM_NL__2PRFIN20070328_220415_000000362056_00430_26536_4894.N1	28-MAR-2007 22:04:15	Bright	35.500	82	48Bet UMa	2.3650	10600.	71	26536	No
213	GOM_NL__2PRFIN20070328_220547_000000362056_00430_26536_4895.N1	28-MAR-2007 22:05:47	Bright	36.000	36	50Alp UMa	1.8000	6300.0	72	26536	No
214	GOM_NL__2PRFIN20070328_221343_000000362056_00430_26536_4896.N1	28-MAR-2007 22:13:43	Bright	36.000	49	1Alp UMi	1.9900	6300.0	72	26536	No
215	GOM_NL__2PRFIN20070328_222129_000000362056_00430_26536_4897.N1	28-MAR-2007 22:21:29	Bright	35.500	89	5Alp Cep	2.4510	8000.0	71	26536	No
216	GOM_NL__2PRFIN20070328_223638_000000412056_00430_26536_4898.N1	28-MAR-2007 22:36:38	Bright	40.500	61	8Eps Peg	2.1000	3900.0	81	26536	No
217	GOM_NL__2PRFIN20070328_224110_000000432056_00430_26536_4899.N1	28-MAR-2007 22:41:10	Twilight	42.500	154	22Bet Aqr	2.8990	5700.0	85	26536	No
218	GOM_NL__2PRFIN20070328_224346_000000422056_00430_26536_4900.N1	28-MAR-2007 22:43:46	Dark	41.500	142	49Del Cap	2.8500	8900.0	83	26536	No
219	GOM_NL__2PRFIN20070328_225557_000000382056_00430_26536_4901.N1	28-MAR-2007 22:55:57	Dark	37.500	45	Alp Pav	1.9400	26000.	75	26536	No

220	GOM_NL__2PRFIN20070328_230158_000000422056_00431_26537_4888.N1	28-MAR-2007 23:01:58	Dark	42.000	141	Bet Ara	2.8400	4600.0	84	26537	No
221	GOM_NL__2PRFIN20070328_230325_000000382056_00431_26537_4889.N1	28-MAR-2007 23:03:25	Dark	38.000	43	Alp TrA	1.9100	4250.0	76	26537	No
222	GOM_NL__2PRFIN20070328_230510_000000412056_00431_26537_4890.N1	28-MAR-2007 23:05:10	Dark	40.500	134	Bet TrA	2.8100	6600.0	81	26537	No
223	GOM_NL__2PRFIN20070328_230751_000000512056_00431_26537_4891.N1	28-MAR-2007 23:07:51	Dark	51.000	4	Alp1Cen	-0.010000	5800.0	102	26537	No
224	GOM_NL__2PRFIN20070328_231020_000000372056_00431_26537_4892.N1	28-MAR-2007 23:10:20	Straylight	37.000	12	Alp1Cru	0.77500	30000.	74	26537	No
225	GOM_NL__2PRFIN20070328_231145_000000522056_00431_26537_4893.N1	28-MAR-2007 23:11:45	Straylight	51.500	26	Gam Cru	1.6240	2900.0	103	26537	No
226	GOM_NL__2PRFIN20070328_231339_000000412056_00431_26537_4894.N1	28-MAR-2007 23:13:39	Straylight	40.500	64	Gam Cen	2.2000	10600.	81	26537	No
227	GOM_NL__2PRFIN20070328_232142_000000452056_00431_26537_4895.N1	28-MAR-2007 23:21:42	Twilight_and_stray	45.000	171	2Eps Crv	3.0010	4250.0	90	26537	No
228	GOM_NL__2PRFIN20070328_233439_000000372056_00431_26537_4896.N1	28-MAR-2007 23:34:39	Bright	36.500	96	68Del Leo	2.5600	9300.0	73	26537	No
229	GOM_NL__2PRFIN20070328_234131_000000362056_00431_26537_4897.N1	28-MAR-2007 23:41:31	Bright	36.000	174	52Psi UMa	3.0040	4400.0	72	26537	No
230	GOM_NL__2PRFIN20070328_234451_000000362056_00431_26537_4898.N1	28-MAR-2007 23:44:51	Bright	35.500	82	48Bet UMa	2.3650	10600.	71	26537	No
231	GOM_NL__2PRFIN20070328_234622_000000382056_00431_26537_4899.N1	28-MAR-2007 23:46:22	Bright	38.000	36	50Alp UMa	1.8000	6300.0	76	26537	No
232	GOM_NL__2PRFIN20070328_235419_000000342056_00431_26537_4900.N1	28-MAR-2007 23:54:19	Bright	33.500	49	1Alp UMi	1.9900	6300.0	67	26537	No

3. Quality information per product

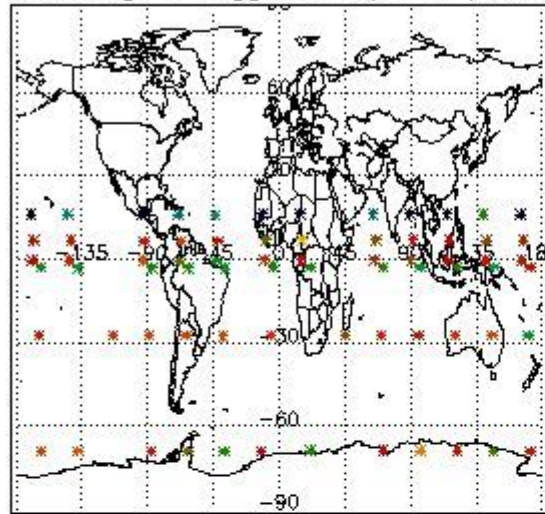
In this section it is plotted some information contained in the Quality Summary data set of the level 2 products. Only products in dark limb conditions and without errors (error flag in the MPH set to "0") are used.

3.1 Plot quality information per product (time dependant)

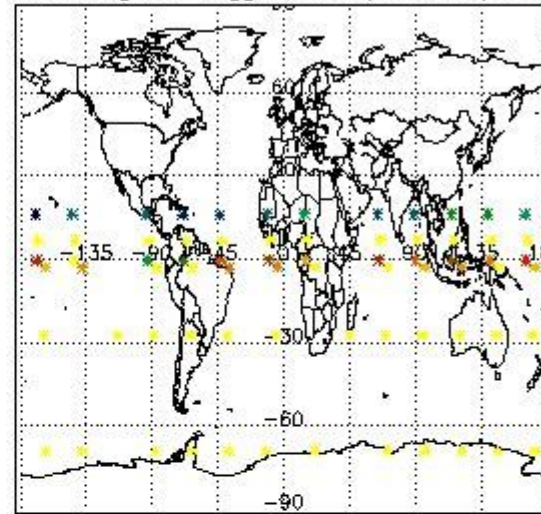


3.2 Plot quality information per product (world map)

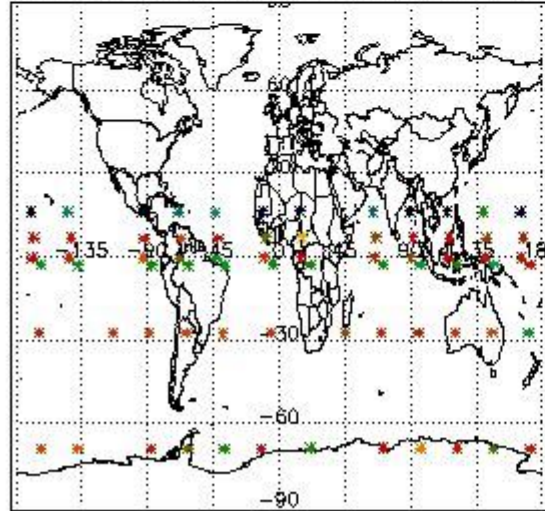
Percentage of flagged data per O3 profile



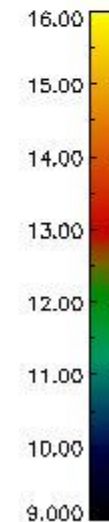
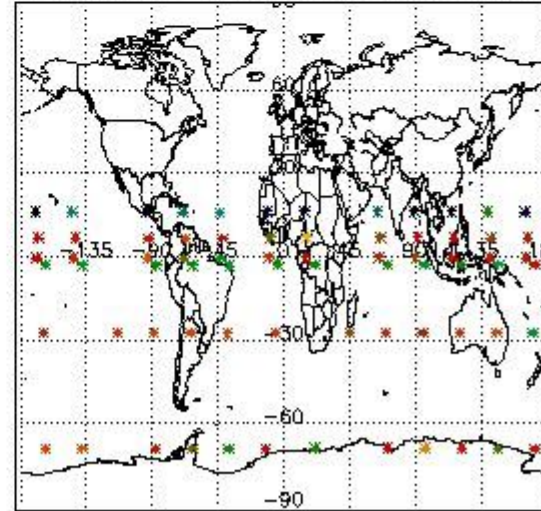
Percentage of flagged data per H2O profile



Percentage of flagged data per NO2 profile



Percentage of flagged data per NO3 profile

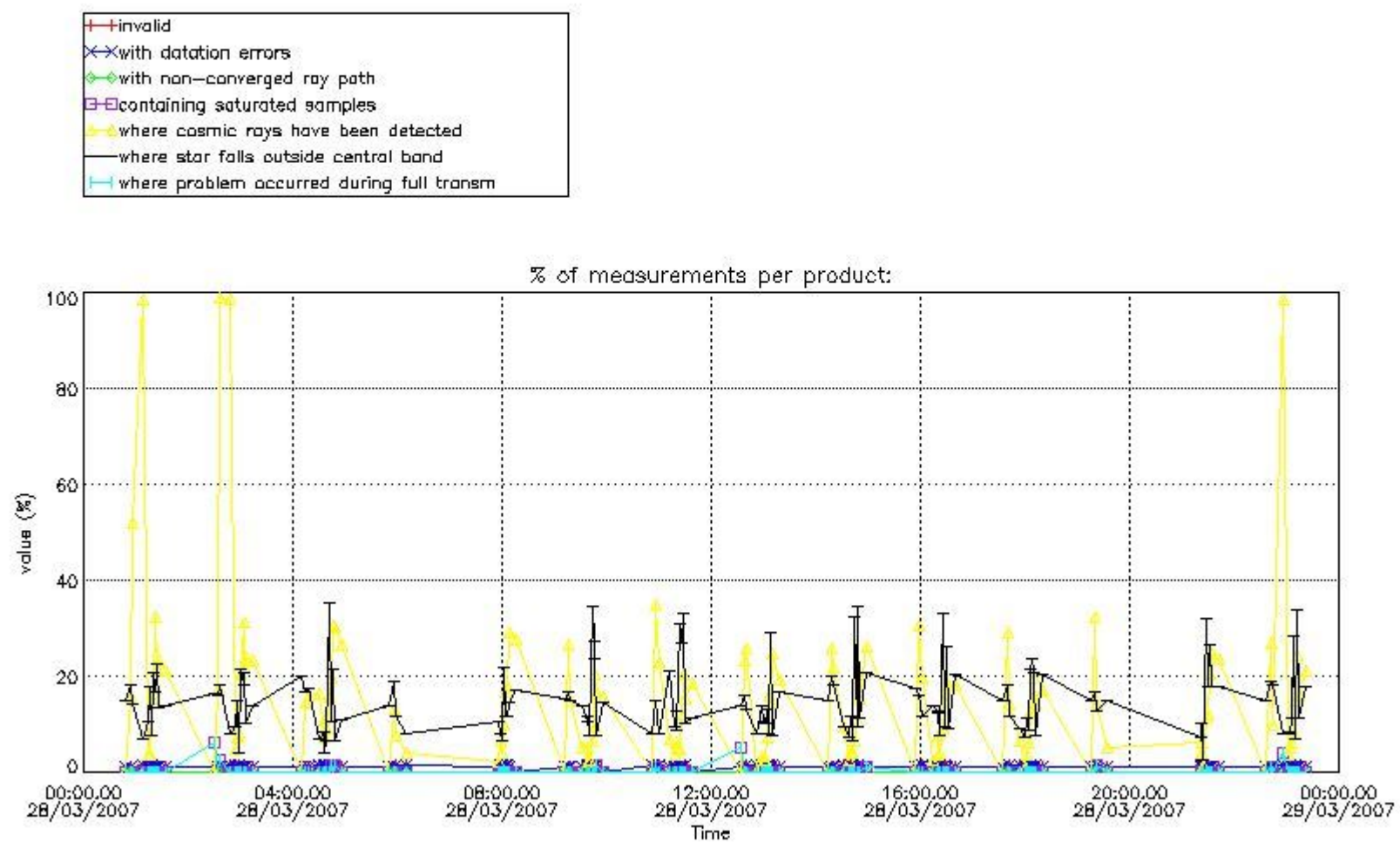


4. Level 1 quality information per product

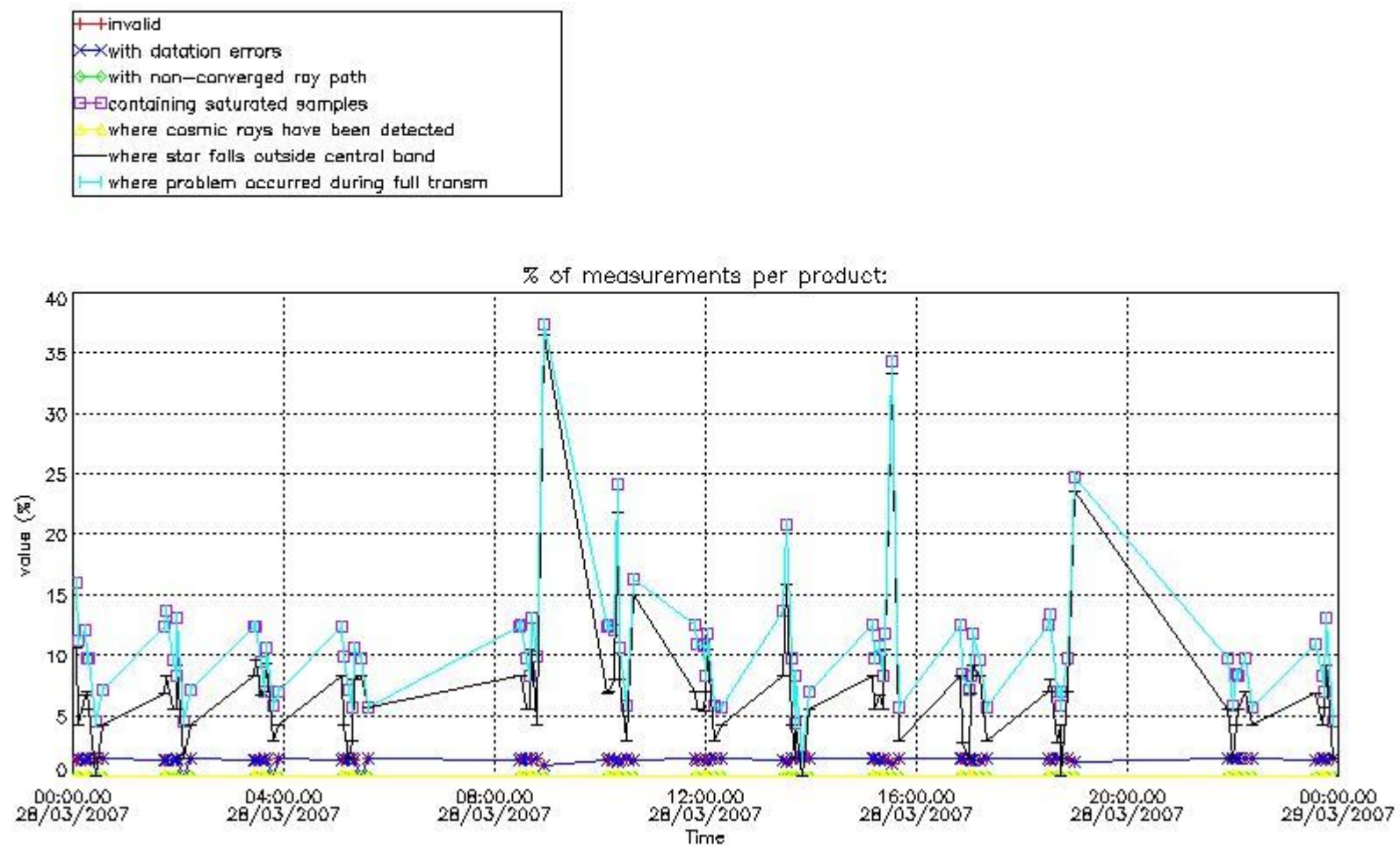
In this section it is plotted some information contained in the Quality Summary data set of the level 2 products that comes from the level 1b processing. Products without errors (error flag in the MPH set to "0") are used.

4.1 Plot quality information per product (time dependant) coming from level 1b processing

4.1.1 Plot level 1 quality information per product (time dependant): ENVISAT ASCENDING passes

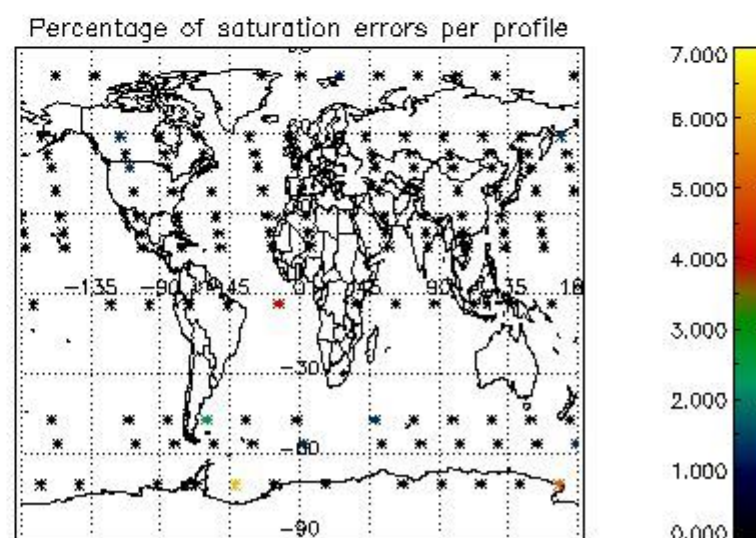
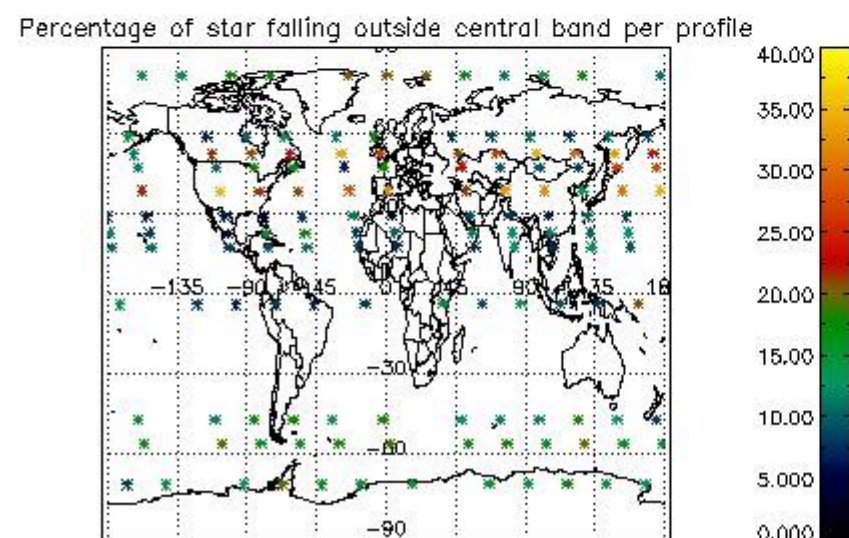
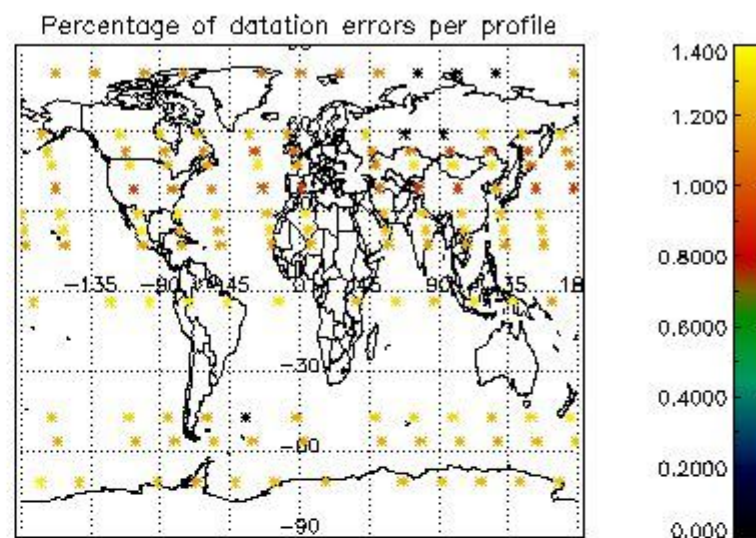
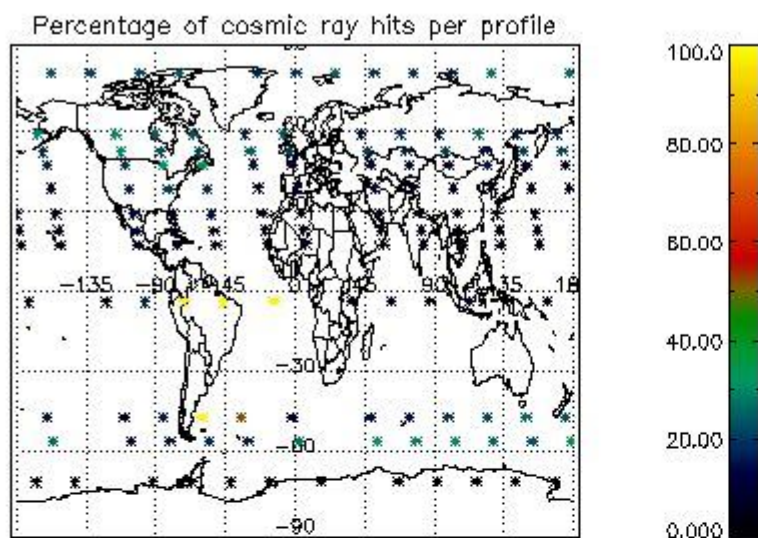


4.1.2 Plot level 1 quality information per product (time dependant): ENVI SAT DESCENDING passes

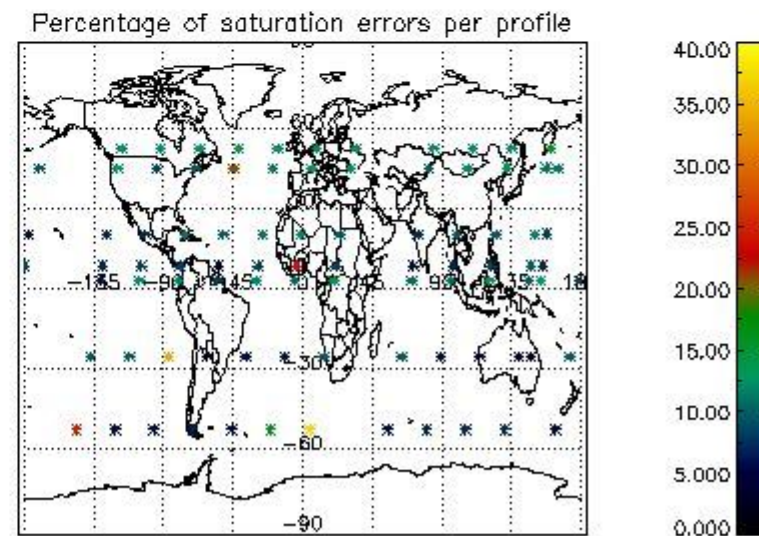
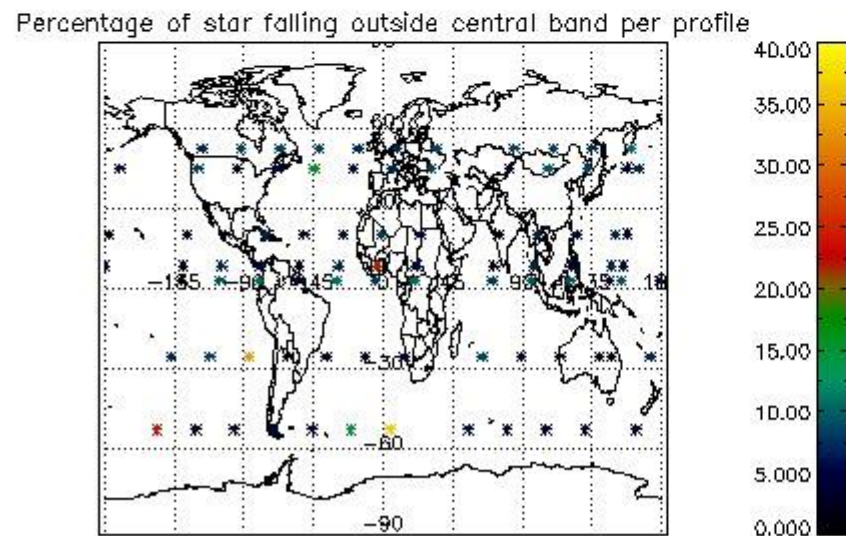
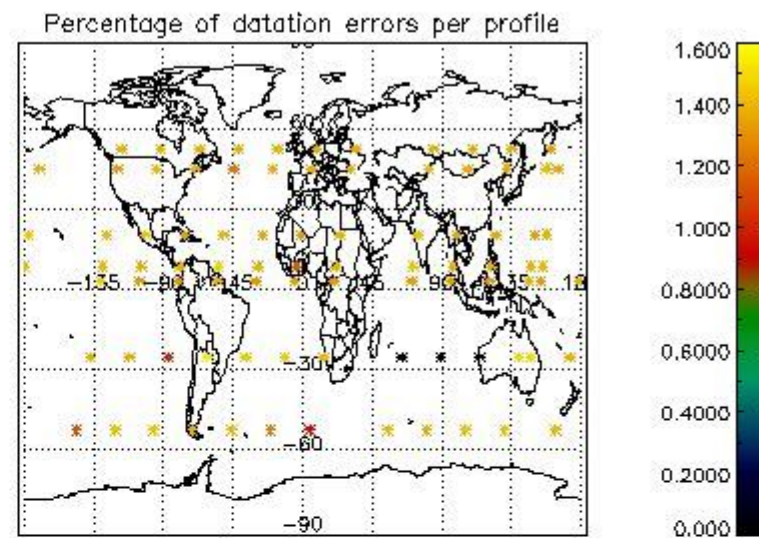
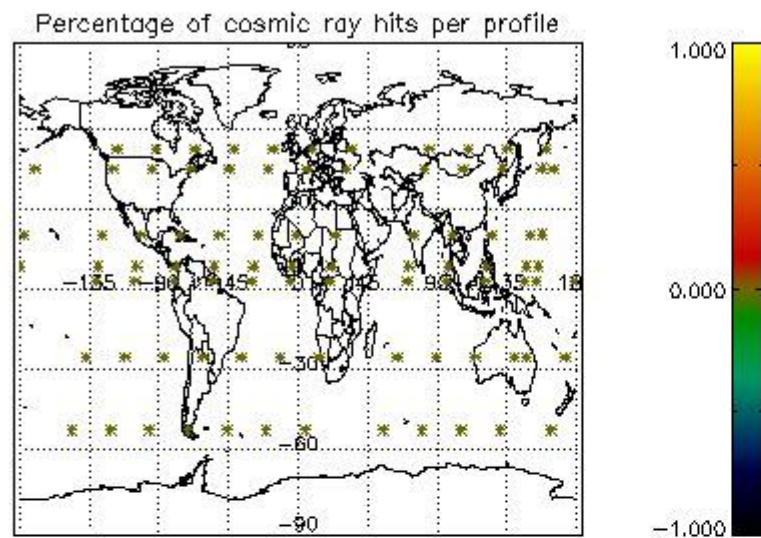


4.2 Plot quality information per product coming from level 1b processing (world map)

4.2.1 Plot level 1 quality information per product (world map): ENVISAT ASCENDING passes



4.2.2 Plot level 1 quality information per product (world map): ENVISAT DESCENDING passes



5. Trace gas profiles

5.1 Ozone statistics based on quality of products

The final quality of the products can be "measured" using the STD (Standard Deviation) attached to every point profile. This information is written to the parameter GOM_NL__2P/NL_LOCAL_SPECIES_DENSITY/o3_std of the level 2 products. The table below shows the statistics for given STD ranges.

The statistics are given with respect to the overall valid production:

- Products without fatal errors: GOM_NL__2P/MPH/PRODUCT_ERR=0
- Valid point profile: GOM_NL__2P/NL_LOCAL_SPECIES_DENSITY/pcd(0)=0

The 'Criteria' is applied to valid points of dark limb products:

- Products in dark limb illumination condition: GOM_NL__2P/NL_SUMMARY_QUALITY/obs_ill_cond=0
- Products without fatal errors: GOM_NL__2P/MPH/PRODUCT_ERR=0
- Valid point profile: GOM_NL__2P/NL_LOCAL_SPECIES_DENSITY/pcd(0)=0

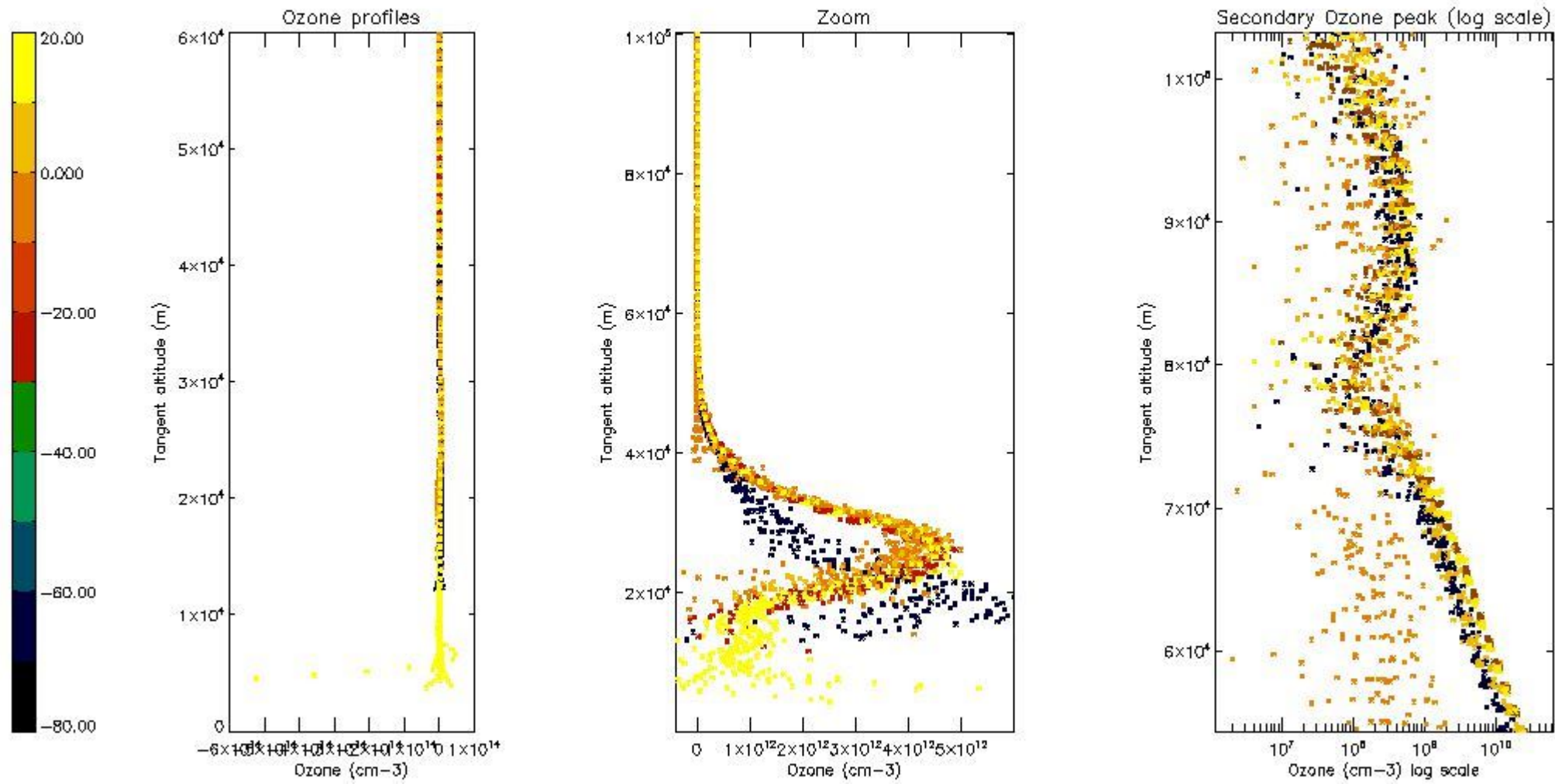
So, the table below shows the percentage of dark limb and valid observations for each criteria with respect to the overall valid daily observations.

Criteria	% of total production
All STD	33
STD < 20	15

STD < 10	10
STD < 5	5

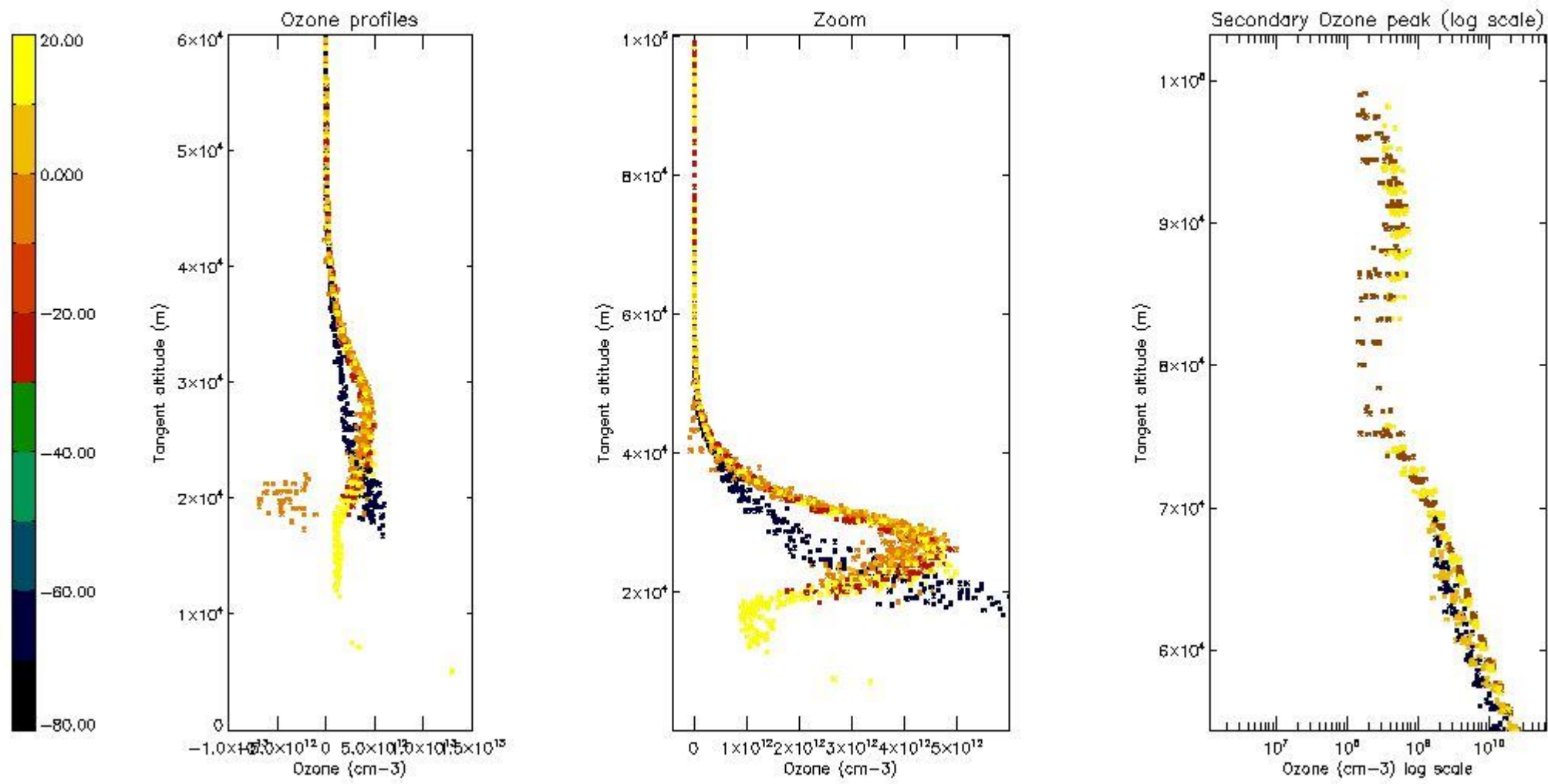
5.2 Plot ozone profiles for all STD (dark without errors)

The colorbar represents the latitude.



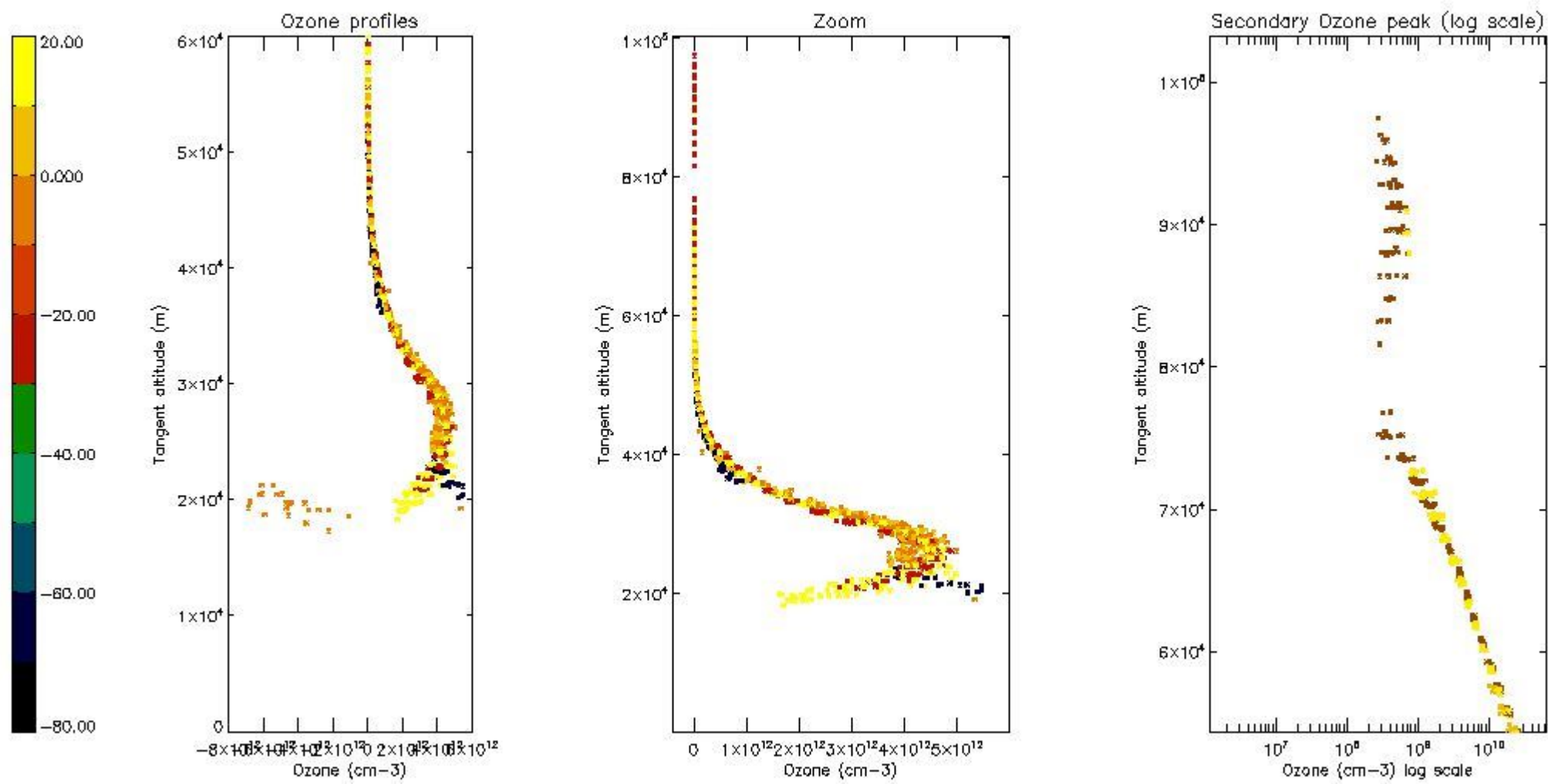
5.3 Plot ozone profiles where STD < 20% (dark without errors)

The colorbar represents the latitude.



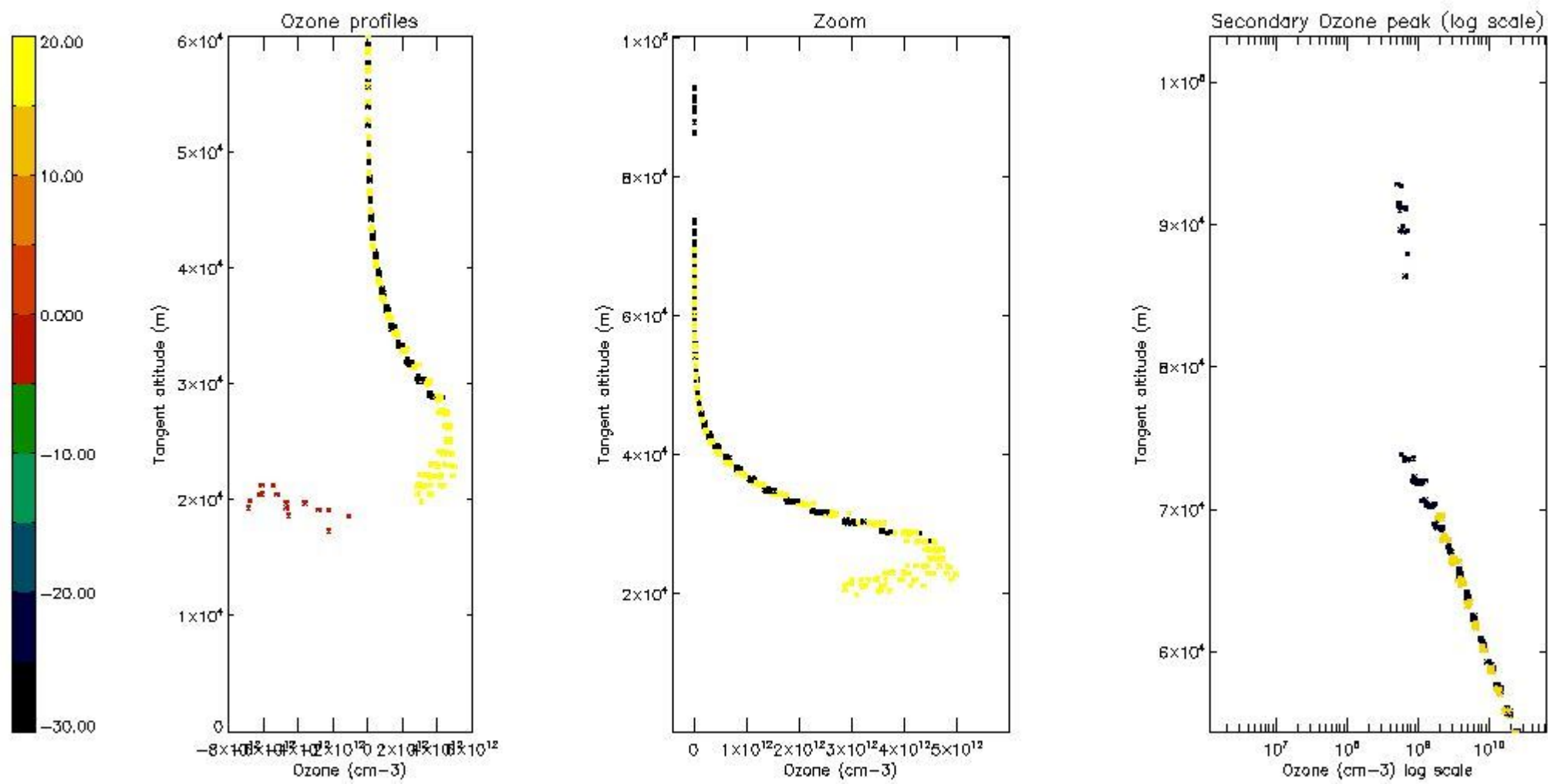
5.4 Plot ozone profiles where STD < 10% (dark without errors)

The colorbar represents the latitude.



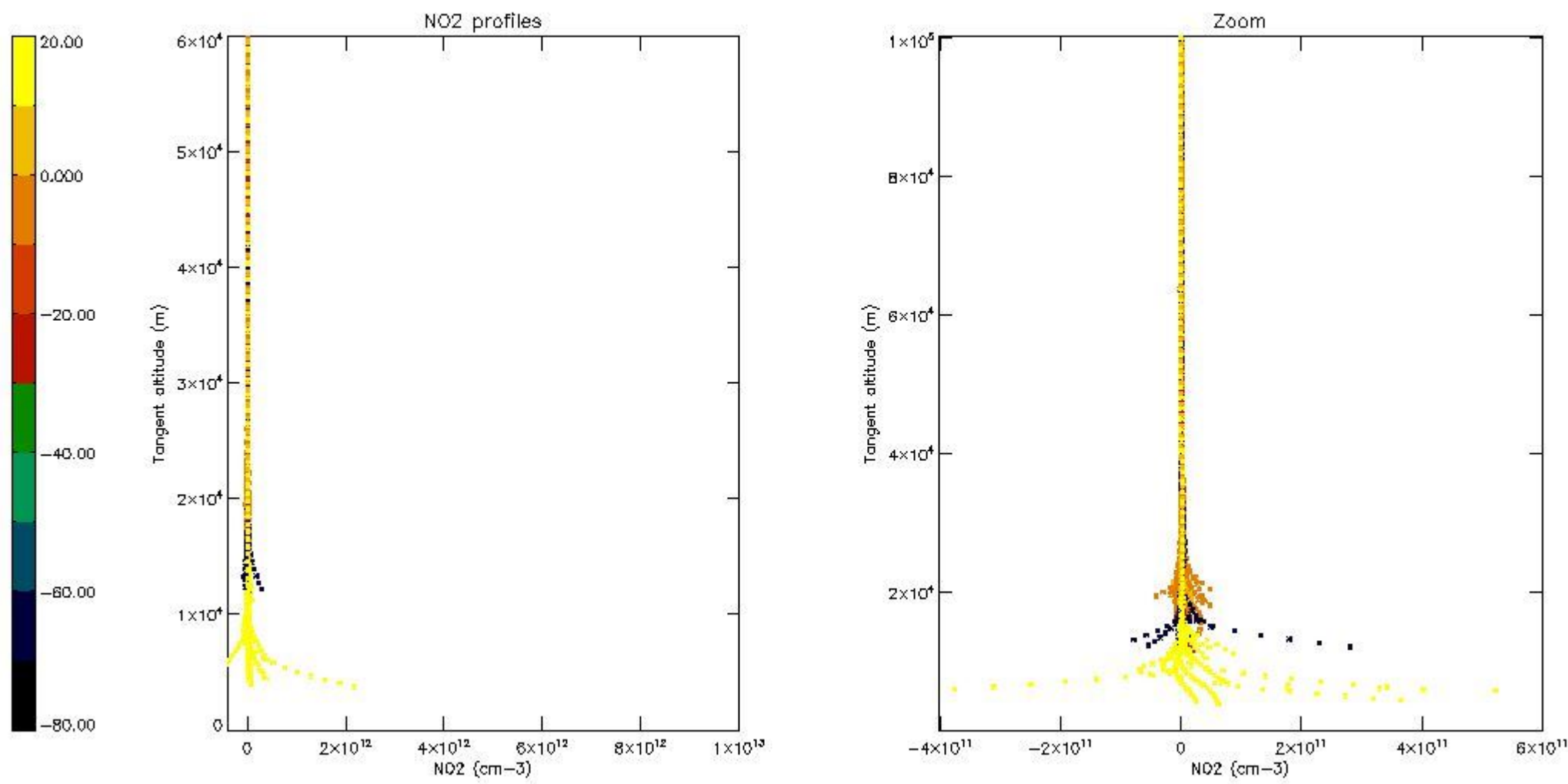
5.5 Plot ozone profiles where STD < 5% (dark without errors)

The colorbar represents the latitude.



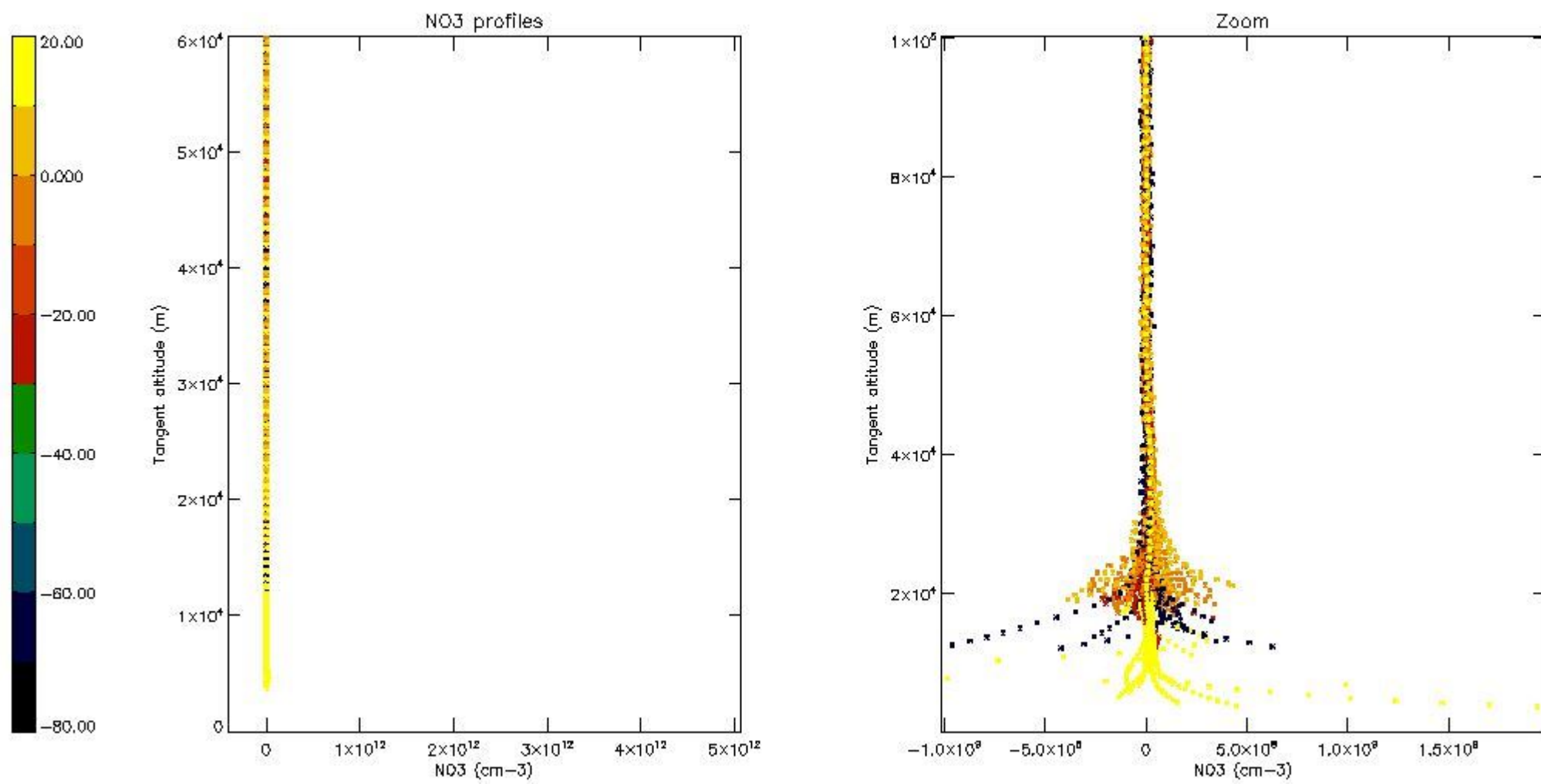
5.6 Plot NO₂ profiles for all STD (dark without errors)

The colorbar represents the latitude.



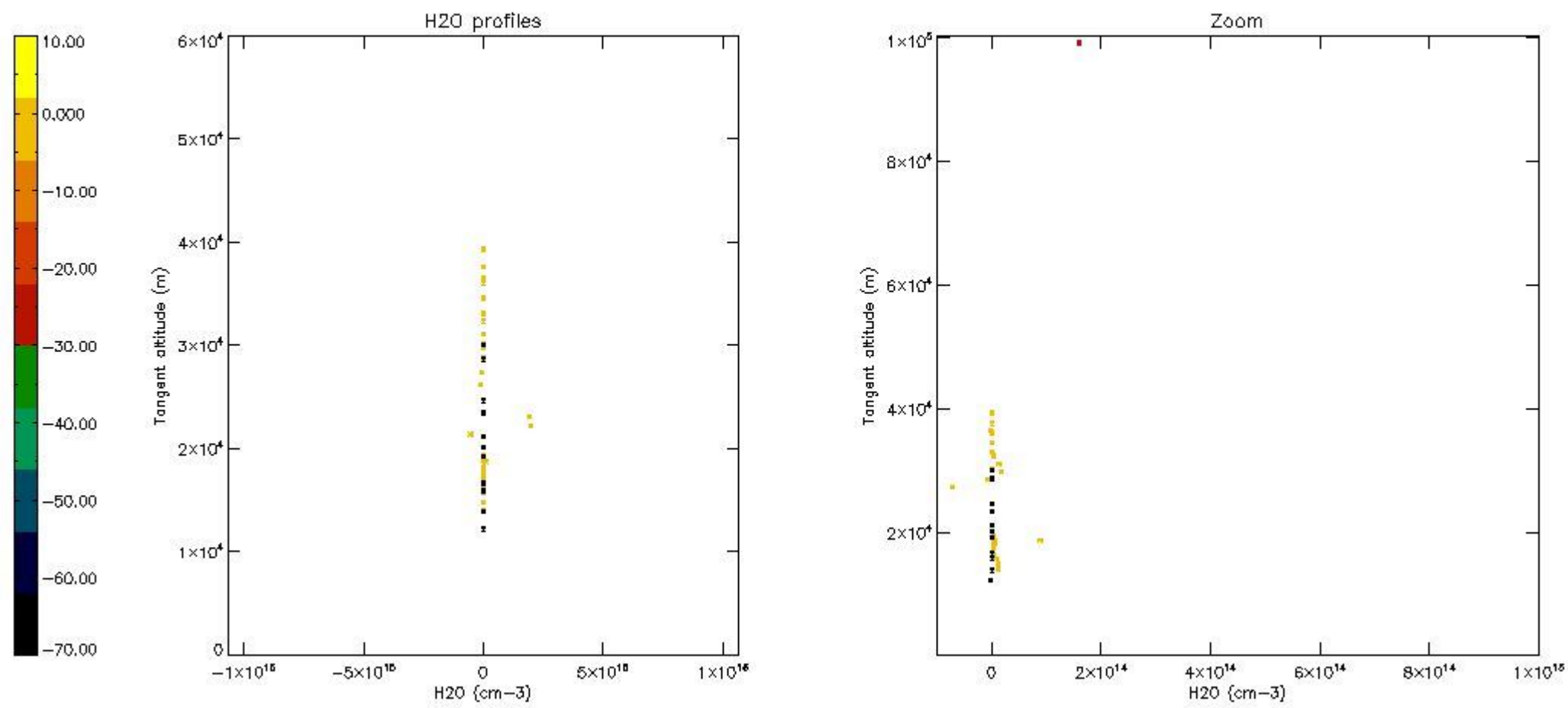
5.7 Plot NO3 profiles for all STD (dark without errors)

The colorbar represents the latitude.



5.8 Plot H2O profiles for all STD (only for occultations of stars 1,2,3,4,13,14,16,26,63 dark without errors)

The colorbar represents the latitude.



6. Auxiliary Data Files used for the production reported in section 2

The number reported in the third column indicates since which file (see list in section 2) the corresponding auxiliary file has been used. The fourth column is the date of those product files.

Type	Auxiliary Filename	Used since product	Used since product date
INST_PHYS_CHARACTERISTICS	GOM_INS_AXVIEC20091111_143220_20030716_120000_20500101_000000	1	28-MAR-2007 00:04:07
LEVEL-2_PROC_CONFIG	GOM_PR2_AXVIEC20091111_152718_20020301_000000_20500101_000000	1	28-MAR-2007 00:04:07
CROSS_SECTIONS_FILE	GOM_CRS_AXVIEC20091111_154832_20020301_000000_20500101_000000	1	28-MAR-2007 00:04:07

GOMOS Level 2 Daily Report

SUMMARY

[1. General Info](#)

[2. Summary of processed GOM_NL_2P products](#)

[3. Level 2 Quality information per product](#)

[3.1 Plot of level 2 quality information per product \(time dependant\)](#)

[3.2 Plot of level 2 quality information per product \(world map\)](#)

[4. Level 1 Quality information per product \(stored on level 2 products\)](#)

[4.1 Plot of level 1 quality information per product \(time dependant\)](#)

[4.1.1 Plot of level 1 quality information per product \(time dependant\): ASCENDING](#)

[4.1.2 Plot of level 1 quality information per product \(time dependant\): DESCENDING](#)

[4.2 Plot of level 1 quality information per product \(world map\)](#)

[4.2.1 Plot of level 1 quality information per product \(world map\): ASCENDING](#)

[4.2.2 Plot of level 1 quality information per product \(world map\): DESCENDING](#)

[5. Ozone profiles based on quality statistics and other trace gas profiles](#)

[5.1 Ozone statistics based on quality of products](#)

[5.2 Plot ozone profiles for all STD \(dark without errors\)](#)

[5.3 Plot ozone profiles where STD < 20% \(dark without errors\)](#)

[5.4. Plot ozone profiles where STD < 10% \(dark without errors\)](#)

[5.5. Plot ozone profiles where STD < 5% \(dark without errors\)](#)

[5.6 Plot NO2 profiles for all STD \(dark without errors\)](#)

[5.7 Plot NO3 profiles for all STD \(dark without errors\)](#)

[5.8 Plot H2O profiles \(only for occultations of stars 1,2,3,4,13,14,16,26,63 dark without errors\) for all STD](#)

[6. Auxiliary Data Files used for the production reported in section 2](#)

This report presents the daily analysis on parameters extracted from GOMOS level 2 data (GOM_NL__2P). It is intended to monitor some important parameters that will impact the quality of these products. A list of level 2 products (and content) that have arrived during the reporting day to the PCF is also given.

Item	Value
Time of report generation	22APR2013 17:50:40
Data source version	GOMOS/6.01
Start time of products	28-03-2007 (28MAR2007 00:00:00)
Stop time of products	29-03-2007 (29MAR2007 00:00:00)
Store outputs in DB	Yes
Nb of level 2 prods	232
Nb of prods with errors	0

2. Summary of processed GOM_NL__2P products.

Nr	Filename	UTC Start time	Limb	Duration	Star Id	Star Name	Star Mag	Star Temp	Nb Meas	Orbit	Prod. error
1	GOM_NL__2PRFIN20070328_000407_000000382056_00417_26523_4471.N1	28-MAR-2007 00:04:07	Bright	37.500	22	32Alp Leo	1.3600	15200.	75	26523	No
2	GOM_NL__2PRFIN20070328_000611_000000362056_00417_26523_4472.N1	28-MAR-2007 00:06:11	Bright	35.500	51	41Gam1Leo	2.0100	4500.0	71	26523	No
3	GOM_NL__2PRFIN20070328_001311_000000382056_00417_26523_4473.N1	28-MAR-2007 00:13:11	Bright	37.500	174	52Psi UMa	3.0040	4400.0	75	26523	No
4	GOM_NL__2PRFIN20070328_001629_000000362056_00417_26523_4474.N1	28-MAR-2007 00:16:29	Bright	36.000	82	48Bet UMa	2.3650	10600.	72	26523	No
5	GOM_NL__2PRFIN20070328_001801_000000362056_00417_26523_4475.N1	28-MAR-2007 00:18:01	Bright	36.000	36	50Alp UMa	1.8000	6300.0	72	26523	No
6	GOM_NL__2PRFIN20070328_002556_000000342056_00417_26523_4476.N1	28-MAR-2007 00:25:56	Bright	33.500	49	1Alp UMi	1.9900	6300.0	67	26523	No
7	GOM_NL__2PRFIN20070328_003342_000000352056_00417_26523_4477.N1	28-MAR-2007 00:33:42	Bright	35.000	89	5Alp Cep	2.4510	8000.0	70	26523	No
8	GOM_NL__2PRFIN20070328_004848_000000402056_00417_26523_4478.N1	28-MAR-2007 00:48:48	Bright	40.000	61	8Eps Peg	2.1000	3900.0	80	26523	No
9	GOM_NL__2PRFIN20070328_005319_000000422056_00417_26523_4479.N1	28-MAR-2007 00:53:19	Twilight	41.500	154	22Bet Aqr	2.8990	5700.0	83	26523	No
10	GOM_NL__2PRFIN20070328_005556_000000392056_00417_26523_4480.N1	28-MAR-2007 00:55:56	Dark	38.500	142	49Del Cap	2.8500	8900.0	77	26523	No
11	GOM_NL__2PRFIN20070328_010805_000000372056_00417_26523_4481.N1	28-MAR-2007 01:08:05	Dark	37.000	45	Alp Pav	1.9400	26000.	74	26523	No
12	GOM_NL__2PRFIN20070328_011401_000000432056_00418_26524_4543.N1	28-MAR-2007 01:14:01	Dark	43.000	141	Bet Ara	2.8400	4600.0	86	26524	No
13	GOM_NL__2PRFIN20070328_011532_000000432056_00418_26524_4544.N1	28-MAR-2007 01:15:32	Dark	42.500	43	Alp TrA	1.9100	4250.0	85	26524	No
14	GOM_NL__2PRFIN20070328_011717_000000392056_00418_26524_4545.N1	28-MAR-2007 01:17:17	Dark	39.000	134	Bet TrA	2.8100	6600.0	78	26524	No
15	GOM_NL__2PRFIN20070328_011958_000000462056_00418_26524_4546.N1	28-MAR-2007 01:19:58	Dark	45.500	4	Alp1Cen	-0.010000	5800.0	91	26524	No
16	GOM_NL__2PRFIN20070328_012230_000000422056_00418_26524_4547.N1	28-MAR-2007 01:22:30	Straylight	41.500	12	Alp1Cru	0.77500	30000.	83	26524	No
17	GOM_NL__2PRFIN20070328_012354_000000452056_00418_26524_4548.N1	28-MAR-2007 01:23:54	Straylight	44.500	26	Gam Cru	1.6240	2900.0	89	26524	No
18	GOM_NL__2PRFIN20070328_012547_000000412056_00418_26524_4549.N1	28-MAR-2007 01:25:47	Straylight	41.000	64	Gam Cen	2.2000	10600.	82	26524	No
19	GOM_NL__2PRFIN20070328_013353_000000432056_00418_26524_4550.N1	28-MAR-2007 01:33:53	Twilight	43.000	171	2Eps Crv	3.0010	4250.0	86	26524	No
20	GOM_NL__2PRFIN20070328_014443_000000372056_00418_26524_4551.N1	28-MAR-2007 01:44:43	Bright	36.500	22	32Alp Leo	1.3600	15200.	73	26524	No
21	GOM_NL__2PRFIN20070328_014647_000000372056_00418_26524_4552.N1	28-MAR-2007 01:46:47	Bright	36.500	51	41Gam1Leo	2.0100	4500.0	73	26524	No
22	GOM_NL__2PRFIN20070328_015346_000000372056_00418_26524_4553.N1	28-MAR-2007 01:53:46	Bright	36.500	174	52Psi UMa	3.0040	4400.0	73	26524	No
23	GOM_NL__2PRFIN20070328_015705_000000362056_00418_26524_4554.N1	28-MAR-2007 01:57:05	Bright	36.000	82	48Bet UMa	2.3650	10600.	72	26524	No
24	GOM_NL__2PRFIN20070328_015837_000000382056_00418_26524_4555.N1	28-MAR-2007 01:58:37	Bright	38.000	36	50Alp UMa	1.8000	6300.0	76	26524	No
25	GOM_NL__2PRFIN20070328_020632_000000332056_00418_26524_4556.N1	28-MAR-2007 02:06:32	Bright	33.000	49	1Alp UMi	1.9900	6300.0	66	26524	No
26	GOM_NL__2PRFIN20070328_021418_000000352056_00418_26524_4557.N1	28-MAR-2007 02:14:18	Bright	35.000	89	5Alp Cep	2.4510	8000.0	70	26524	No
27	GOM_NL__2PRFIN20070328_022925_000000402056_00418_26524_4558.N1	28-MAR-2007 02:29:25	Bright	40.000	61	8Eps Peg	2.1000	3900.0	80	26524	No
28	GOM_NL__2PRFIN20070328_023355_000000412056_00418_26524_4559.N1	28-MAR-2007 02:33:55	Twilight	40.500	154	22Bet Aqr	2.8990	5700.0	81	26524	No
29	GOM_NL__2PRFIN20070328_023632_000000422056_00418_26524_4560.N1	28-MAR-2007 02:36:32	Dark	41.500	142	49Del Cap	2.8500	8900.0	83	26524	No
30	GOM_NL__2PRFIN20070328_024842_000000372056_00418_26524_4561.N1	28-MAR-2007 02:48:42	Dark	37.000	45	Alp Pav	1.9400	26000.	74	26524	No
31	GOM_NL__2PRFIN20070328_025438_000000422056_00419_26525_4559.N1	28-MAR-2007 02:54:38	Dark	42.000	141	Bet Ara	2.8400	4600.0	84	26525	No
32	GOM_NL__2PRFIN20070328_025609_000000412056_00419_26525_4560.N1	28-MAR-2007 02:56:09	Dark	40.500	43	Alp TrA	1.9100	4250.0	81	26525	No
33	GOM_NL__2PRFIN20070328_025753_000000372056_00419_26525_4561.N1	28-MAR-2007 02:57:53	Dark	37.000	134	Bet TrA	2.8100	6600.0	74	26525	No
34	GOM_NL__2PRFIN20070328_030035_000000472056_00419_26525_4562.N1	28-MAR-2007 03:00:35	Dark	46.500	4	Alp1Cen	-0.010000	5800.0	93	26525	No
35	GOM_NL__2PRFIN20070328_030306_000000422056_00419_26525_4563.N1	28-MAR-2007 03:03:06	Straylight	41.500	12	Alp1Cru	0.77500	30000.	83	26525	No
36	GOM_NL__2PRFIN20070328_030430_000000442056_00419_26525_4564.N1	28-MAR-2007 03:04:30	Straylight	43.500	26	Gam Cru	1.6240	2900.0	87	26525	No
37	GOM_NL__2PRFIN20070328_030624_000000402056_00419_26525_4565.N1	28-MAR-2007 03:06:24	Straylight	39.500	64	Gam Cen	2.2000	10600.	79	26525	No
38	GOM_NL__2PRFIN20070328_031429_000000432056_00419_26525_4566.N1	28-MAR-2007 03:14:29	Twilight	43.000	171	2Eps Crv	3.0010	4250.0	86	26525	No
39	GOM_NL__2PRFIN20070328_032519_000000372056_00419_26525_4567.N1	28-MAR-2007 03:25:19	Bright	36.500	22	32Alp Leo	1.3600	15200.	73	26525	No
40	GOM_NL__2PRFIN20070328_032723_000000372056_00419_26525_4568.N1	28-MAR-2007 03:27:23	Bright	36.500	51	41Gam1Leo	2.0100	4500.0	73	26525	No
41	GOM_NL__2PRFIN20070328_033422_000000372056_00419_26525_4569.N1	28-MAR-2007 03:34:22	Bright	37.000	174	52Psi UMa	3.0040	4400.0	74	26525	No
42	GOM_NL__2PRFIN20070328_033741_000000362056_00419_26525_4570.N1	28-MAR-2007 03:37:41	Bright	36.000	82	48Bet UMa	2.3650	10600.	72	26525	No

43	GOM_NL__2PRFIN20070328_033913_000000382056_00419_26525_4571.N1	28-MAR-2007 03:39:13	Bright	37.500	36	50Alp UMa	1.8000	6300.0	75	26525	No
44	GOM_NL__2PRFIN20070328_034708_000000342056_00419_26525_4572.N1	28-MAR-2007 03:47:08	Bright	34.000	49	1Alp UMi	1.9900	6300.0	68	26525	No
45	GOM_NL__2PRFIN20070328_035454_000000362056_00419_26525_4573.N1	28-MAR-2007 03:54:54	Bright	36.000	89	5Alp Cep	2.4510	8000.0	72	26525	No
46	GOM_NL__2PRFIN20070328_041001_000000432056_00419_26525_4574.N1	28-MAR-2007 04:10:01	Bright	42.500	61	8Eps Peg	2.1000	3900.0	85	26525	No
47	GOM_NL__2PRFIN20070328_041431_000000422056_00419_26525_4575.N1	28-MAR-2007 04:14:31	Twilight	41.500	154	22Bet Aqr	2.8990	5700.0	83	26525	No
48	GOM_NL__2PRFIN20070328_041709_000000412056_00419_26525_4576.N1	28-MAR-2007 04:17:09	Dark	40.500	142	49Del Cap	2.8500	8900.0	81	26525	No
49	GOM_NL__2PRFIN20070328_042918_000000372056_00419_26525_4577.N1	28-MAR-2007 04:29:18	Dark	37.000	45	Alp Pav	1.9400	26000.	74	26525	No
50	GOM_NL__2PRFIN20070328_043515_000000422056_00420_26526_4581.N1	28-MAR-2007 04:35:15	Dark	42.000	141	Bet Ara	2.8400	4600.0	84	26526	No
51	GOM_NL__2PRFIN20070328_043645_000000372056_00420_26526_4582.N1	28-MAR-2007 04:36:45	Dark	36.500	43	Alp TrA	1.9100	4250.0	73	26526	No
52	GOM_NL__2PRFIN20070328_043830_000000392056_00420_26526_4583.N1	28-MAR-2007 04:38:30	Dark	38.500	134	Bet TrA	2.8100	6600.0	77	26526	No
53	GOM_NL__2PRFIN20070328_044111_000000542056_00420_26526_4584.N1	28-MAR-2007 04:41:11	Dark	54.000	4	Alp1Cen	-0.010000	5800.0	108	26526	No
54	GOM_NL__2PRFIN20070328_044342_000000382056_00420_26526_4585.N1	28-MAR-2007 04:43:42	Straylight	38.000	12	Alp1Cru	0.77500	30000.	76	26526	No
55	GOM_NL__2PRFIN20070328_044506_000000442056_00420_26526_4586.N1	28-MAR-2007 04:45:06	Straylight	44.000	26	Gam Cru	1.6240	2900.0	88	26526	No
56	GOM_NL__2PRFIN20070328_044700_000000382056_00420_26526_4587.N1	28-MAR-2007 04:47:00	Straylight	38.000	64	Gam Cen	2.2000	10600.	76	26526	No
57	GOM_NL__2PRFIN20070328_045505_000000422056_00420_26526_4588.N1	28-MAR-2007 04:55:05	Tw_and_stray	41.500	171	2Eps Crv	3.0010	4250.0	83	26526	No
58	GOM_NL__2PRFIN20070328_050555_000000372056_00420_26526_4589.N1	28-MAR-2007 05:05:55	Bright	36.500	22	32Alp Leo	1.3600	15200.	73	26526	No
59	GOM_NL__2PRFIN20070328_050759_000000362056_00420_26526_4590.N1	28-MAR-2007 05:07:59	Bright	35.500	51	41Gam1Leo	2.0100	4500.0	71	26526	No
60	GOM_NL__2PRFIN20070328_051458_000000352056_00420_26526_4591.N1	28-MAR-2007 05:14:58	Bright	35.000	174	52Psi UMa	3.0040	4400.0	70	26526	No
61	GOM_NL__2PRFIN20070328_051817_000000352056_00420_26526_4592.N1	28-MAR-2007 05:18:17	Bright	35.000	82	48Bet UMa	2.3650	10600.	70	26526	No
62	GOM_NL__2PRFIN20070328_051948_000000382056_00420_26526_4593.N1	28-MAR-2007 05:19:48	Bright	37.500	36	50Alp UMa	1.8000	6300.0	75	26526	No
63	GOM_NL__2PRFIN20070328_052744_000000362056_00420_26526_4594.N1	28-MAR-2007 05:27:44	Bright	36.000	49	1Alp UMi	1.9900	6300.0	72	26526	No
64	GOM_NL__2PRFIN20070328_053530_000000362056_00420_26526_4595.N1	28-MAR-2007 05:35:30	Bright	35.500	89	5Alp Cep	2.4510	8000.0	71	26526	No
65	GOM_NL__2PRFIN20070328_055037_000000402056_00420_26526_4596.N1	28-MAR-2007 05:50:37	Bright	40.000	61	8Eps Peg	2.1000	3900.0	80	26526	No
66	GOM_NL__2PRFIN20070328_055507_000000422056_00420_26526_4597.N1	28-MAR-2007 05:55:07	Twilight	42.000	154	22Bet Aqr	2.8990	5700.0	84	26526	No
67	GOM_NL__2PRFIN20070328_055745_000000392056_00420_26526_4598.N1	28-MAR-2007 05:57:45	Dark	38.500	142	49Del Cap	2.8500	8900.0	77	26526	No
68	GOM_NL__2PRFIN20070328_060954_000000382056_00420_26526_4599.N1	28-MAR-2007 06:09:54	Dark	37.500	45	Alp Pav	1.9400	26000.	75	26526	No
69	GOM_NL__2PRFIN20070328_075628_000000432056_00422_26528_4699.N1	28-MAR-2007 07:56:28	Dark	43.000	141	Bet Ara	2.8400	4600.0	86	26528	No
70	GOM_NL__2PRFIN20070328_075758_000000382056_00422_26528_4700.N1	28-MAR-2007 07:57:58	Dark	38.000	43	Alp TrA	1.9100	4250.0	76	26528	No
71	GOM_NL__2PRFIN20070328_075943_000000392056_00422_26528_4701.N1	28-MAR-2007 07:59:43	Dark	38.500	134	Bet TrA	2.8100	6600.0	77	26528	No
72	GOM_NL__2PRFIN20070328_080224_000000462056_00422_26528_4702.N1	28-MAR-2007 08:02:24	Dark	46.000	4	Alp1Cen	-0.010000	5800.0	92	26528	No
73	GOM_NL__2PRFIN20070328_080454_000000392056_00422_26528_4703.N1	28-MAR-2007 08:04:54	Straylight	38.500	12	Alp1Cru	0.77500	30000.	77	26528	No
74	GOM_NL__2PRFIN20070328_080619_000000392056_00422_26528_4704.N1	28-MAR-2007 08:06:19	Straylight	39.000	26	Gam Cru	1.6240	2900.0	78	26528	No
75	GOM_NL__2PRFIN20070328_080813_000000412056_00422_26528_4705.N1	28-MAR-2007 08:08:13	Straylight	41.000	64	Gam Cen	2.2000	10600.	82	26528	No
76	GOM_NL__2PRFIN20070328_081617_000000442056_00422_26528_4706.N1	28-MAR-2007 08:16:17	Tw_and_stray	43.500	171	2Eps Crv	3.0010	4250.0	87	26528	No
77	GOM_NL__2PRFIN20070328_082707_000000372056_00422_26528_4707.N1	28-MAR-2007 08:27:07	Bright	36.500	22	32Alp Leo	1.3600	15200.	73	26528	No
78	GOM_NL__2PRFIN20070328_082911_000000362056_00422_26528_4708.N1	28-MAR-2007 08:29:11	Bright	36.000	51	41Gam1Leo	2.0100	4500.0	72	26528	No
79	GOM_NL__2PRFIN20070328_083609_000000362056_00422_26528_4709.N1	28-MAR-2007 08:36:09	Bright	36.000	174	52Psi UMa	3.0040	4400.0	72	26528	No
80	GOM_NL__2PRFIN20070328_083929_000000362056_00422_26528_4710.N1	28-MAR-2007 08:39:29	Bright	36.000	82	48Bet UMa	2.3650	10600.	72	26528	No
81	GOM_NL__2PRFIN20070328_084100_000000382056_00422_26528_4711.N1	28-MAR-2007 08:41:00	Bright	38.000	36	50Alp UMa	1.8000	6300.0	76	26528	No
82	GOM_NL__2PRFIN20070328_084856_000000362056_00422_26528_4712.N1	28-MAR-2007 08:48:56	Bright	35.500	49	1Alp UMi	1.9900	6300.0	71	26528	No
83	GOM_NL__2PRFIN20070328_085642_000000542056_00422_26528_4713.N1	28-MAR-2007 08:56:42	Bright	53.500	89	5Alp Cep	2.4510	8000.0	107	26528	No
84	GOM_NL__2PRFIN20070328_091149_000000402056_00422_26528_4714.N1	28-MAR-2007 09:11:49	Bright	39.500	61	8Eps Peg	2.1000	3900.0	79	26528	No
85	GOM_NL__2PRFIN20070328_091620_000000422056_00422_26528_4715.N1	28-MAR-2007 09:16:20	Twilight	41.500	154	22Bet Aqr	2.8990	5700.0	83	26528	No
86	GOM_NL__2PRFIN20070328_091857_000000402056_00422_26528_4716.N1	28-MAR-2007 09:18:57	Dark	40.000	142	49Del Cap	2.8500	8900.0	80	26528	No
87	GOM_NL__2PRFIN20070328_093107_000000402056_00422_26528_4717.N1	28-MAR-2007 09:31:07	Dark	39.500	45	Alp Pav	1.9400	26000.	79	26528	No
88	GOM_NL__2PRFIN20070328_093705_000000432056_00423_26529_4765.N1	28-MAR-2007 09:37:05	Dark	42.500	141	Bet Ara	2.8400	4600.0	85	26529	No
89	GOM_NL__2PRFIN20070328_093834_000000392056_00423_26529_4766.N1	28-MAR-2007 09:38:34	Dark	39.000	43	Alp TrA	1.9100	4250.0	78	26529	No
90	GOM_NL__2PRFIN20070328_094019_000000392056_00423_26529_4767.N1	28-MAR-2007 09:40:19	Dark	39.000	134	Bet TrA	2.8100	6600.0	78	26529	No
91	GOM_NL__2PRFIN20070328_094300_000000552056_00423_26529_4768.N1	28-MAR-2007 09:43:00	Dark	55.000	4	Alp1Cen	-0.010000	5800.0	110	26529	No
92	GOM_NL__2PRFIN20070328_094531_000000482056_00423_26529_4769.N1	28-MAR-2007 09:45:31	Straylight	47.500	12	Alp1Cru	0.77500	30000.	95	26529	No
93	GOM_NL__2PRFIN20070328_094655_000000452056_00423_26529_4770.N1	28-MAR-2007 09:46:55	Straylight	44.500	26	Gam Cru	1.6240	2900.0	89	26529	No
94	GOM_NL__2PRFIN20070328_094849_000000392056_00423_26529_4771.N1	28-MAR-2007 09:48:49	Straylight	39.000	64	Gam Cen	2.2000	10600.	78	26529	No
95	GOM_NL__2PRFIN20070328_095653_000000422056_00423_26529_4772.N1	28-MAR-2007 09:56:53	Tw_and_stray	41.500	171	2Eps Crv	3.0010	4250.0	83	26529	No
96	GOM_NL__2PRFIN20070328_100743_000000372056_00423_26529_4773.N1	28-MAR-2007 10:07:43	Bright	36.500	22	32Alp Leo	1.3600	15200.	73	26529	No
97	GOM_NL__2PRFIN20070328_100947_000000362056_00423_26529_4774.N1	28-MAR-2007 10:09:47	Bright	36.000	51	41Gam1Leo	2.0100	4500.0	72	26529	No
98	GOM_NL__2PRFIN20070328_101645_000000382056_00423_26529_4775.N1	28-MAR-2007 10:16:45	Bright	37.500	174	52Psi UMa	3.0040	4400.0	75	26529	No
99	GOM_NL__2PRFIN20070328_102004_000000442056_00423_26529_4776.N1	28-MAR-2007 10:20:04	Bright	43.500	82	48Bet UMa	2.3650	10600.	87	26529	No
100	GOM_NL__2PRFIN20070328_102136_000000382056_00423_26529_4777.N1	28-MAR-2007 10:21:36	Bright	37.500	36	50Alp UMa	1.8000	6300.0	75	26529	No
101	GOM_NL__2PRFIN20070328_102932_000000352056_00423_26529_4778.N1	28-MAR-2007 10:29:32	Bright	34.500	49	1Alp UMi	1.9900	6300.0	69	26529	No

102	GOM_NL__2PRFIN20070328_103718_000000402056_00423_26529_4779.N1	28-MAR-2007 10:37:18	Bright	40.000	89	5Alp Cep	2.4510	8000.0	80	26529	No
103	GOM_NL__2PRFIN20070328_105225_000000372056_00423_26529_4780.N1	28-MAR-2007 10:52:25	Bright	37.000	61	8Eps Peg	2.1000	3900.0	74	26529	No
104	GOM_NL__2PRFIN20070328_105656_000000402056_00423_26529_4781.N1	28-MAR-2007 10:56:56	Twilight	40.000	154	22Bet Aqr	2.8990	5700.0	80	26529	No
105	GOM_NL__2PRFIN20070328_105933_000000372056_00423_26529_4782.N1	28-MAR-2007 10:59:33	Dark	37.000	142	49Del Cap	2.8500	8900.0	74	26529	No
106	GOM_NL__2PRFIN20070328_111143_000000432056_00423_26529_4783.N1	28-MAR-2007 11:11:43	Dark	43.000	45	Alp Pav	1.9400	26000.	86	26529	No
107	GOM_NL__2PRFIN20070328_111741_000000432056_00424_26530_4792.N1	28-MAR-2007 11:17:41	Dark	42.500	141	Bet Ara	2.8400	4600.0	85	26530	No
108	GOM_NL__2PRFIN20070328_111910_000000402056_00424_26530_4793.N1	28-MAR-2007 11:19:10	Dark	39.500	43	Alp TrA	1.9100	4250.0	79	26530	No
109	GOM_NL__2PRFIN20070328_112056_000000402056_00424_26530_4794.N1	28-MAR-2007 11:20:56	Dark	39.500	134	Bet TrA	2.8100	6600.0	79	26530	No
110	GOM_NL__2PRFIN20070328_112337_000000522056_00424_26530_4795.N1	28-MAR-2007 11:23:37	Dark	52.000	4	Alp1Cen	-0.010000	5800.0	104	26530	No
111	GOM_NL__2PRFIN20070328_112607_000000472056_00424_26530_4796.N1	28-MAR-2007 11:26:07	Straylight	46.500	12	Alp1Cru	0.77500	30000.	93	26530	No
112	GOM_NL__2PRFIN20070328_112731_000000522056_00424_26530_4797.N1	28-MAR-2007 11:27:31	Straylight	51.500	26	Gam Cru	1.6240	2900.0	103	26530	No
113	GOM_NL__2PRFIN20070328_112925_000000392056_00424_26530_4798.N1	28-MAR-2007 11:29:25	Straylight	39.000	64	Gam Cen	2.2000	10600.	78	26530	No
114	GOM_NL__2PRFIN20070328_113729_000000412056_00424_26530_4799.N1	28-MAR-2007 11:37:29	Twilight	40.500	171	2Eps Crv	3.0010	4250.0	81	26530	No
115	GOM_NL__2PRFIN20070328_114819_000000362056_00424_26530_4800.N1	28-MAR-2007 11:48:19	Bright	36.000	22	32Alp Leo	1.3600	15200.	72	26530	No
116	GOM_NL__2PRFIN20070328_115028_000000372056_00424_26530_4801.N1	28-MAR-2007 11:50:28	Bright	36.500	96	68Del Leo	2.5600	9300.0	73	26530	No
117	GOM_NL__2PRFIN20070328_115721_000000372056_00424_26530_4802.N1	28-MAR-2007 11:57:21	Bright	37.000	174	52Psi UMa	3.0040	4400.0	74	26530	No
118	GOM_NL__2PRFIN20070328_120040_000000362056_00424_26530_4803.N1	28-MAR-2007 12:00:40	Bright	36.000	82	48Bet UMa	2.3650	10600.	72	26530	No
119	GOM_NL__2PRFIN20070328_120211_000000382056_00424_26530_4804.N1	28-MAR-2007 12:02:11	Bright	38.000	36	50Alp UMa	1.8000	6300.0	76	26530	No
120	GOM_NL__2PRFIN20070328_121008_000000352056_00424_26530_4805.N1	28-MAR-2007 12:10:08	Bright	34.500	49	1Alp UMi	1.9900	6300.0	69	26530	No
121	GOM_NL__2PRFIN20070328_121753_000000362056_00424_26530_4806.N1	28-MAR-2007 12:17:53	Bright	35.500	89	5Alp Cep	2.4510	8000.0	71	26530	No
122	GOM_NL__2PRFIN20070328_123301_000000402056_00424_26530_4807.N1	28-MAR-2007 12:33:01	Bright	39.500	61	8Eps Peg	2.1000	3900.0	79	26530	No
123	GOM_NL__2PRFIN20070328_123732_000000412056_00424_26530_4808.N1	28-MAR-2007 12:37:32	Twilight	41.000	154	22Bet Aqr	2.8990	5700.0	82	26530	No
124	GOM_NL__2PRFIN20070328_124009_000000392056_00424_26530_4809.N1	28-MAR-2007 12:40:09	Dark	38.500	142	49Del Cap	2.8500	8900.0	77	26530	No
125	GOM_NL__2PRFIN20070328_125219_000000372056_00424_26530_4810.N1	28-MAR-2007 12:52:19	Dark	37.000	45	Alp Pav	1.9400	26000.	74	26530	No
126	GOM_NL__2PRFIN20070328_125818_000000442056_00425_26531_4808.N1	28-MAR-2007 12:58:18	Dark	44.000	141	Bet Ara	2.8400	4600.0	88	26531	No
127	GOM_NL__2PRFIN20070328_125947_000000392056_00425_26531_4809.N1	28-MAR-2007 12:59:47	Dark	38.500	43	Alp TrA	1.9100	4250.0	77	26531	No
128	GOM_NL__2PRFIN20070328_130132_000000402056_00425_26531_4810.N1	28-MAR-2007 13:01:32	Dark	40.000	134	Bet TrA	2.8100	6600.0	80	26531	No
129	GOM_NL__2PRFIN20070328_130413_000000422056_00425_26531_4811.N1	28-MAR-2007 13:04:13	Dark	41.500	4	Alp1Cen	-0.010000	5800.0	83	26531	No
130	GOM_NL__2PRFIN20070328_130643_000000382056_00425_26531_4812.N1	28-MAR-2007 13:06:43	Straylight	37.500	12	Alp1Cru	0.77500	30000.	75	26531	No
131	GOM_NL__2PRFIN20070328_130807_000000482056_00425_26531_4813.N1	28-MAR-2007 13:08:07	Straylight	48.000	26	Gam Cru	1.6240	2900.0	96	26531	No
132	GOM_NL__2PRFIN20070328_131001_000000392056_00425_26531_4814.N1	28-MAR-2007 13:10:01	Straylight	38.500	64	Gam Cen	2.2000	10600.	77	26531	No
133	GOM_NL__2PRFIN20070328_131805_000000452056_00425_26531_4815.N1	28-MAR-2007 13:18:05	Twilight	44.500	171	2Eps Crv	3.0010	4250.0	89	26531	No
134	GOM_NL__2PRFIN20070328_132855_000000372056_00425_26531_4816.N1	28-MAR-2007 13:28:55	Bright	36.500	22	32Alp Leo	1.3600	15200.	73	26531	No
135	GOM_NL__2PRFIN20070328_133104_000000412056_00425_26531_4817.N1	28-MAR-2007 13:31:04	Bright	41.000	96	68Del Leo	2.5600	9300.0	82	26531	No
136	GOM_NL__2PRFIN20070328_133757_000000362056_00425_26531_4818.N1	28-MAR-2007 13:37:57	Bright	36.000	174	52Psi UMa	3.0040	4400.0	72	26531	No
137	GOM_NL__2PRFIN20070328_134116_000000342056_00425_26531_4819.N1	28-MAR-2007 13:41:16	Bright	34.000	82	48Bet UMa	2.3650	10600.	68	26531	No
138	GOM_NL__2PRFIN20070328_134247_000000362056_00425_26531_4820.N1	28-MAR-2007 13:42:47	Bright	36.000	36	50Alp UMa	1.8000	6300.0	72	26531	No
139	GOM_NL__2PRFIN20070328_135044_000000332056_00425_26531_4821.N1	28-MAR-2007 13:50:44	Bright	32.500	49	1Alp UMi	1.9900	6300.0	65	26531	No
140	GOM_NL__2PRFIN20070328_135829_000000362056_00425_26531_4822.N1	28-MAR-2007 13:58:29	Bright	36.000	89	5Alp Cep	2.4510	8000.0	72	26531	No
141	GOM_NL__2PRFIN20070328_141338_000000412056_00425_26531_4823.N1	28-MAR-2007 14:13:38	Bright	40.500	61	8Eps Peg	2.1000	3900.0	81	26531	No
142	GOM_NL__2PRFIN20070328_141809_000000432056_00425_26531_4824.N1	28-MAR-2007 14:18:09	Twilight	42.500	154	22Bet Aqr	2.8990	5700.0	85	26531	No
143	GOM_NL__2PRFIN20070328_142046_000000412056_00425_26531_4825.N1	28-MAR-2007 14:20:46	Dark	41.000	142	49Del Cap	2.8500	8900.0	82	26531	No
144	GOM_NL__2PRFIN20070328_143256_000000382056_00425_26531_4826.N1	28-MAR-2007 14:32:56	Dark	37.500	45	Alp Pav	1.9400	26000.	75	26531	No
145	GOM_NL__2PRFIN20070328_143854_000000422056_00426_26532_4821.N1	28-MAR-2007 14:38:54	Dark	41.500	141	Bet Ara	2.8400	4600.0	83	26532	No
146	GOM_NL__2PRFIN20070328_144023_000000392056_00426_26532_4822.N1	28-MAR-2007 14:40:23	Dark	39.000	43	Alp TrA	1.9100	4250.0	78	26532	No
147	GOM_NL__2PRFIN20070328_144208_000000392056_00426_26532_4823.N1	28-MAR-2007 14:42:08	Dark	39.000	134	Bet TrA	2.8100	6600.0	78	26532	No
148	GOM_NL__2PRFIN20070328_144449_000000542056_00426_26532_4824.N1	28-MAR-2007 14:44:49	Dark	54.000	4	Alp1Cen	-0.010000	5800.0	108	26532	No
149	GOM_NL__2PRFIN20070328_144719_000000382056_00426_26532_4825.N1	28-MAR-2007 14:47:19	Straylight	37.500	12	Alp1Cru	0.77500	30000.	75	26532	No
150	GOM_NL__2PRFIN20070328_144844_000000522056_00426_26532_4826.N1	28-MAR-2007 14:48:44	Straylight	52.000	26	Gam Cru	1.6240	2900.0	104	26532	No
151	GOM_NL__2PRFIN20070328_145037_000000402056_00426_26532_4827.N1	28-MAR-2007 14:50:37	Straylight	39.500	64	Gam Cen	2.2000	10600.	79	26532	No
152	GOM_NL__2PRFIN20070328_145841_000000462056_00426_26532_4828.N1	28-MAR-2007 14:58:41	Twilight	46.000	171	2Eps Crv	3.0010	4250.0	92	26532	No
153	GOM_NL__2PRFIN20070328_150932_000000362056_00426_26532_4829.N1	28-MAR-2007 15:09:32	Bright	36.000	22	32Alp Leo	1.3600	15200.	72	26532	No
154	GOM_NL__2PRFIN20070328_151140_000000362056_00426_26532_4830.N1	28-MAR-2007 15:11:40	Bright	36.000	96	68Del Leo	2.5600	9300.0	72	26532	No
155	GOM_NL__2PRFIN20070328_151832_000000372056_00426_26532_4831.N1	28-MAR-2007 15:18:32	Bright	37.000	174	52Psi UMa	3.0040	4400.0	74	26532	No
156	GOM_NL__2PRFIN20070328_152152_000000362056_00426_26532_4832.N1	28-MAR-2007 15:21:52	Bright	36.000	82	48Bet UMa	2.3650	10600.	72	26532	No
157	GOM_NL__2PRFIN20070328_152323_000000382056_00426_26532_4833.N1	28-MAR-2007 15:23:23	Bright	38.000	36	50Alp UMa	1.8000	6300.0	76	26532	No
158	GOM_NL__2PRFIN20070328_153120_000000502056_00426_26532_4834.N1	28-MAR-2007 15:31:20	Bright	49.500	49	1Alp UMi	1.9900	6300.0	99	26532	No
159	GOM_NL__2PRFIN20070328_153905_000000352056_00426_26532_4835.N1	28-MAR-2007 15:39:05	Bright	35.000	89	5Alp Cep	2.4510	8000.0	70	26532	No
160	GOM_NL__2PRFIN20070328_155414_000000412056_00426_26532_4836.N1	28-MAR-2007 15:54:14	Bright	40.500	61	8Eps Peg	2.1000	3900.0	81	26532	No

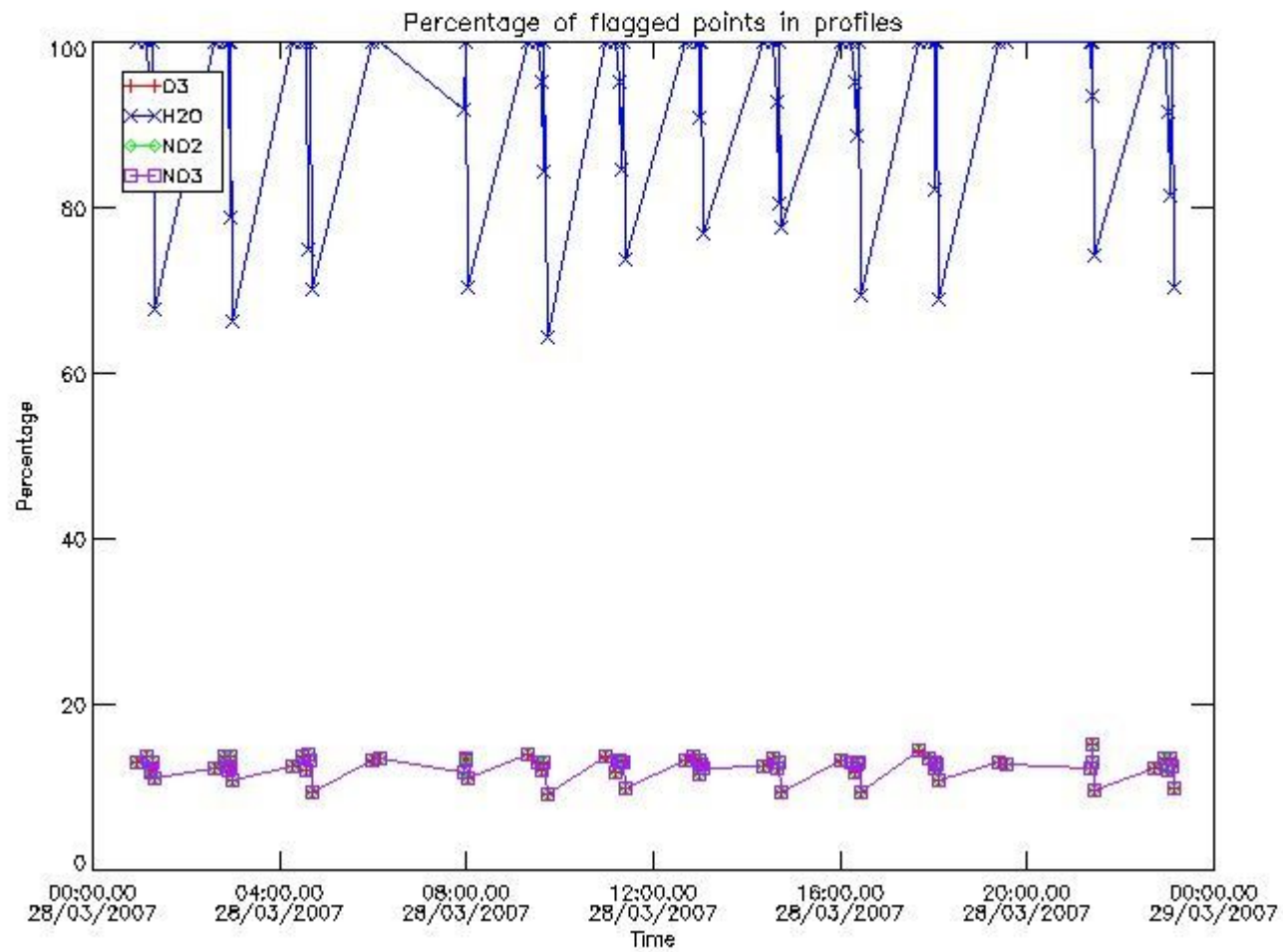
161	GOM_NL__2PRFIN20070328_155845_000000412056_00426_26532_4837.N1	28-MAR-2007 15:58:45	Twilight	41.000	154	22Bet Aqr	2.8990	5700.0	82	26532	No
162	GOM_NL__2PRFIN20070328_160122_000000392056_00426_26532_4838.N1	28-MAR-2007 16:01:22	Dark	38.500	142	49Del Cap	2.8500	8900.0	77	26532	No
163	GOM_NL__2PRFIN20070328_161332_000000402056_00426_26532_4839.N1	28-MAR-2007 16:13:32	Dark	39.500	45	Alp Pav	1.9400	26000.	79	26532	No
164	GOM_NL__2PRFIN20070328_161931_000000432056_00427_26533_4851.N1	28-MAR-2007 16:19:31	Dark	43.000	141	Bet Ara	2.8400	4600.0	86	26533	No
165	GOM_NL__2PRFIN20070328_162059_000000402056_00427_26533_4852.N1	28-MAR-2007 16:20:59	Dark	40.000	43	Alp TrA	1.9100	4250.0	80	26533	No
166	GOM_NL__2PRFIN20070328_162245_000000392056_00427_26533_4853.N1	28-MAR-2007 16:22:45	Dark	39.000	134	Bet TrA	2.8100	6600.0	78	26533	No
167	GOM_NL__2PRFIN20070328_162526_000000552056_00427_26533_4854.N1	28-MAR-2007 16:25:26	Dark	54.500	4	Alp1Cen	-0.010000	5800.0	109	26533	No
168	GOM_NL__2PRFIN20070328_162755_000000382056_00427_26533_4855.N1	28-MAR-2007 16:27:55	Straylight	37.500	12	Alp1Cru	0.77500	30000.	75	26533	No
169	GOM_NL__2PRFIN20070328_162920_000000462056_00427_26533_4856.N1	28-MAR-2007 16:29:20	Straylight	46.000	26	Gam Cru	1.6240	2900.0	92	26533	No
170	GOM_NL__2PRFIN20070328_163114_000000392056_00427_26533_4857.N1	28-MAR-2007 16:31:14	Straylight	38.500	64	Gam Cen	2.2000	10600.	77	26533	No
171	GOM_NL__2PRFIN20070328_163918_000000472056_00427_26533_4858.N1	28-MAR-2007 16:39:18	Twilight	46.500	171	2Eps Crv	3.0010	4250.0	93	26533	No
172	GOM_NL__2PRFIN20070328_165008_000000362056_00427_26533_4859.N1	28-MAR-2007 16:50:08	Bright	36.000	22	32Alp Leo	1.3600	15200.	72	26533	No
173	GOM_NL__2PRFIN20070328_165216_000000362056_00427_26533_4860.N1	28-MAR-2007 16:52:16	Bright	35.500	96	68Del Leo	2.5600	9300.0	71	26533	No
174	GOM_NL__2PRFIN20070328_165908_000000352056_00427_26533_4861.N1	28-MAR-2007 16:59:08	Bright	35.000	174	52Psi UMa	3.0040	4400.0	70	26533	No
175	GOM_NL__2PRFIN20070328_170227_000000372056_00427_26533_4862.N1	28-MAR-2007 17:02:27	Bright	36.500	82	48Bet UMa	2.3650	10600.	73	26533	No
176	GOM_NL__2PRFIN20070328_170359_000000382056_00427_26533_4863.N1	28-MAR-2007 17:03:59	Bright	38.000	36	50Alp UMa	1.8000	6300.0	76	26533	No
177	GOM_NL__2PRFIN20070328_171156_000000372056_00427_26533_4864.N1	28-MAR-2007 17:11:56	Bright	36.500	49	1Alp UMi	1.9900	6300.0	73	26533	No
178	GOM_NL__2PRFIN20070328_171941_000000352056_00427_26533_4865.N1	28-MAR-2007 17:19:41	Bright	35.000	89	5Alp Cep	2.4510	8000.0	70	26533	No
179	GOM_NL__2PRFIN20070328_173450_000000402056_00427_26533_4866.N1	28-MAR-2007 17:34:50	Bright	40.000	61	8Eps Peg	2.1000	3900.0	80	26533	No
180	GOM_NL__2PRFIN20070328_173921_000000422056_00427_26533_4867.N1	28-MAR-2007 17:39:21	Twilight	41.500	154	22Bet Aqr	2.8990	5700.0	83	26533	No
181	GOM_NL__2PRFIN20070328_174158_000000392056_00427_26533_4868.N1	28-MAR-2007 17:41:58	Dark	38.500	142	49Del Cap	2.8500	8900.0	77	26533	No
182	GOM_NL__2PRFIN20070328_175408_000000382056_00427_26533_4869.N1	28-MAR-2007 17:54:08	Dark	38.000	45	Alp Pav	1.9400	26000.	76	26533	No
183	GOM_NL__2PRFIN20070328_180008_000000422056_00428_26534_4863.N1	28-MAR-2007 18:00:08	Dark	41.500	141	Bet Ara	2.8400	4600.0	83	26534	No
184	GOM_NL__2PRFIN20070328_180136_000000402056_00428_26534_4864.N1	28-MAR-2007 18:01:36	Dark	39.500	43	Alp TrA	1.9100	4250.0	79	26534	No
185	GOM_NL__2PRFIN20070328_180321_000000402056_00428_26534_4865.N1	28-MAR-2007 18:03:21	Dark	40.000	134	Bet TrA	2.8100	6600.0	80	26534	No
186	GOM_NL__2PRFIN20070328_180602_000000472056_00428_26534_4866.N1	28-MAR-2007 18:06:02	Dark	47.000	4	Alp1Cen	-0.010000	5800.0	94	26534	No
187	GOM_NL__2PRFIN20070328_180831_000000452056_00428_26534_4867.N1	28-MAR-2007 18:08:31	Straylight	44.500	12	Alp1Cru	0.77500	30000.	89	26534	No
188	GOM_NL__2PRFIN20070328_180956_000000442056_00428_26534_4868.N1	28-MAR-2007 18:09:56	Straylight	43.500	26	Gam Cru	1.6240	2900.0	87	26534	No
189	GOM_NL__2PRFIN20070328_181150_000000392056_00428_26534_4869.N1	28-MAR-2007 18:11:50	Straylight	38.500	64	Gam Cen	2.2000	10600.	77	26534	No
190	GOM_NL__2PRFIN20070328_181954_000000472056_00428_26534_4870.N1	28-MAR-2007 18:19:54	Twilight	46.500	171	2Eps Crv	3.0010	4250.0	93	26534	No
191	GOM_NL__2PRFIN20070328_183044_000000362056_00428_26534_4871.N1	28-MAR-2007 18:30:44	Bright	36.000	22	32Alp Leo	1.3600	15200.	72	26534	No
192	GOM_NL__2PRFIN20070328_183252_000000382056_00428_26534_4872.N1	28-MAR-2007 18:32:52	Bright	37.500	96	68Del Leo	2.5600	9300.0	75	26534	No
193	GOM_NL__2PRFIN20070328_183944_000000362056_00428_26534_4873.N1	28-MAR-2007 18:39:44	Bright	35.500	174	52Psi UMa	3.0040	4400.0	71	26534	No
194	GOM_NL__2PRFIN20070328_184303_000000362056_00428_26534_4874.N1	28-MAR-2007 18:43:03	Bright	35.500	82	48Bet UMa	2.3650	10600.	71	26534	No
195	GOM_NL__2PRFIN20070328_184435_000000342056_00428_26534_4875.N1	28-MAR-2007 18:44:35	Bright	34.000	36	50Alp UMa	1.8000	6300.0	68	26534	No
196	GOM_NL__2PRFIN20070328_185232_000000362056_00428_26534_4876.N1	28-MAR-2007 18:52:32	Bright	36.000	49	1Alp UMi	1.9900	6300.0	72	26534	No
197	GOM_NL__2PRFIN20070328_190017_000000452056_00428_26534_4877.N1	28-MAR-2007 19:00:17	Bright	44.500	89	5Alp Cep	2.4510	8000.0	89	26534	No
198	GOM_NL__2PRFIN20070328_191526_000000412056_00428_26534_4878.N1	28-MAR-2007 19:15:26	Bright	40.500	61	8Eps Peg	2.1000	3900.0	81	26534	No
199	GOM_NL__2PRFIN20070328_191957_000000422056_00428_26534_4879.N1	28-MAR-2007 19:19:57	Twilight	41.500	154	22Bet Aqr	2.8990	5700.0	83	26534	No
200	GOM_NL__2PRFIN20070328_192234_000000392056_00428_26534_4880.N1	28-MAR-2007 19:22:34	Dark	39.000	142	49Del Cap	2.8500	8900.0	78	26534	No
201	GOM_NL__2PRFIN20070328_193444_000000402056_00428_26534_4881.N1	28-MAR-2007 19:34:44	Dark	40.000	45	Alp Pav	1.9400	26000.	80	26534	No
202	GOM_NL__2PRFIN20070328_212121_000000422056_00430_26536_4884.N1	28-MAR-2007 21:21:21	Dark	41.500	141	Bet Ara	2.8400	4600.0	83	26536	No
203	GOM_NL__2PRFIN20070328_212248_000000392056_00430_26536_4885.N1	28-MAR-2007 21:22:48	Dark	39.000	43	Alp TrA	1.9100	4250.0	78	26536	No
204	GOM_NL__2PRFIN20070328_212434_000000372056_00430_26536_4886.N1	28-MAR-2007 21:24:34	Dark	37.000	134	Bet TrA	2.8100	6600.0	74	26536	No
205	GOM_NL__2PRFIN20070328_212715_000000532056_00430_26536_4887.N1	28-MAR-2007 21:27:15	Dark	53.000	4	Alp1Cen	-0.010000	5800.0	106	26536	No
206	GOM_NL__2PRFIN20070328_212944_000000422056_00430_26536_4888.N1	28-MAR-2007 21:29:44	Straylight	42.000	12	Alp1Cru	0.77500	30000.	84	26536	No
207	GOM_NL__2PRFIN20070328_213109_000000472056_00430_26536_4889.N1	28-MAR-2007 21:31:09	Straylight	47.000	26	Gam Cru	1.6240	2900.0	94	26536	No
208	GOM_NL__2PRFIN20070328_213303_000000432056_00430_26536_4890.N1	28-MAR-2007 21:33:03	Straylight	42.500	64	Gam Cen	2.2000	10600.	85	26536	No
209	GOM_NL__2PRFIN20070328_214106_000000452056_00430_26536_4891.N1	28-MAR-2007 21:41:06	Twilight	44.500	171	2Eps Crv	3.0010	4250.0	89	26536	No
210	GOM_NL__2PRFIN20070328_215403_000000362056_00430_26536_4892.N1	28-MAR-2007 21:54:03	Bright	36.000	96	68Del Leo	2.5600	9300.0	72	26536	No
211	GOM_NL__2PRFIN20070328_220056_000000352056_00430_26536_4893.N1	28-MAR-2007 22:00:56	Bright	34.500	174	52Psi UMa	3.0040	4400.0	69	26536	No
212	GOM_NL__2PRFIN20070328_220415_000000362056_00430_26536_4894.N1	28-MAR-2007 22:04:15	Bright	35.500	82	48Bet UMa	2.3650	10600.	71	26536	No
213	GOM_NL__2PRFIN20070328_220547_000000362056_00430_26536_4895.N1	28-MAR-2007 22:05:47	Bright	36.000	36	50Alp UMa	1.8000	6300.0	72	26536	No
214	GOM_NL__2PRFIN20070328_221343_000000362056_00430_26536_4896.N1	28-MAR-2007 22:13:43	Bright	36.000	49	1Alp UMi	1.9900	6300.0	72	26536	No
215	GOM_NL__2PRFIN20070328_222129_000000362056_00430_26536_4897.N1	28-MAR-2007 22:21:29	Bright	35.500	89	5Alp Cep	2.4510	8000.0	71	26536	No
216	GOM_NL__2PRFIN20070328_223638_000000412056_00430_26536_4898.N1	28-MAR-2007 22:36:38	Bright	40.500	61	8Eps Peg	2.1000	3900.0	81	26536	No
217	GOM_NL__2PRFIN20070328_224110_000000432056_00430_26536_4899.N1	28-MAR-2007 22:41:10	Twilight	42.500	154	22Bet Aqr	2.8990	5700.0	85	26536	No
218	GOM_NL__2PRFIN20070328_224346_000000422056_00430_26536_4900.N1	28-MAR-2007 22:43:46	Dark	41.500	142	49Del Cap	2.8500	8900.0	83	26536	No
219	GOM_NL__2PRFIN20070328_225557_000000382056_00430_26536_4901.N1	28-MAR-2007 22:55:57	Dark	37.500	45	Alp Pav	1.9400	26000.	75	26536	No

220	GOM_NL__2PRFIN20070328_230158_000000422056_00431_26537_4888.N1	28-MAR-2007 23:01:58	Dark	42.000	141	Bet Ara	2.8400	4600.0	84	26537	No
221	GOM_NL__2PRFIN20070328_230325_000000382056_00431_26537_4889.N1	28-MAR-2007 23:03:25	Dark	38.000	43	Alp TrA	1.9100	4250.0	76	26537	No
222	GOM_NL__2PRFIN20070328_230510_000000412056_00431_26537_4890.N1	28-MAR-2007 23:05:10	Dark	40.500	134	Bet TrA	2.8100	6600.0	81	26537	No
223	GOM_NL__2PRFIN20070328_230751_000000512056_00431_26537_4891.N1	28-MAR-2007 23:07:51	Dark	51.000	4	Alp1Cen	-0.010000	5800.0	102	26537	No
224	GOM_NL__2PRFIN20070328_231020_000000372056_00431_26537_4892.N1	28-MAR-2007 23:10:20	Straylight	37.000	12	Alp1Cru	0.77500	30000.	74	26537	No
225	GOM_NL__2PRFIN20070328_231145_000000522056_00431_26537_4893.N1	28-MAR-2007 23:11:45	Straylight	51.500	26	Gam Cru	1.6240	2900.0	103	26537	No
226	GOM_NL__2PRFIN20070328_231339_000000412056_00431_26537_4894.N1	28-MAR-2007 23:13:39	Straylight	40.500	64	Gam Cen	2.2000	10600.	81	26537	No
227	GOM_NL__2PRFIN20070328_232142_000000452056_00431_26537_4895.N1	28-MAR-2007 23:21:42	Twilight_and_stray	45.000	171	2Eps Crv	3.0010	4250.0	90	26537	No
228	GOM_NL__2PRFIN20070328_233439_000000372056_00431_26537_4896.N1	28-MAR-2007 23:34:39	Bright	36.500	96	68Del Leo	2.5600	9300.0	73	26537	No
229	GOM_NL__2PRFIN20070328_234131_000000362056_00431_26537_4897.N1	28-MAR-2007 23:41:31	Bright	36.000	174	52Psi UMa	3.0040	4400.0	72	26537	No
230	GOM_NL__2PRFIN20070328_234451_000000362056_00431_26537_4898.N1	28-MAR-2007 23:44:51	Bright	35.500	82	48Bet UMa	2.3650	10600.	71	26537	No
231	GOM_NL__2PRFIN20070328_234622_000000382056_00431_26537_4899.N1	28-MAR-2007 23:46:22	Bright	38.000	36	50Alp UMa	1.8000	6300.0	76	26537	No
232	GOM_NL__2PRFIN20070328_235419_000000342056_00431_26537_4900.N1	28-MAR-2007 23:54:19	Bright	33.500	49	1Alp UMi	1.9900	6300.0	67	26537	No

3. Quality information per product

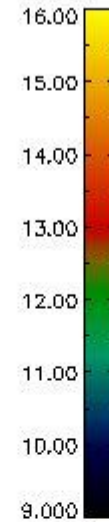
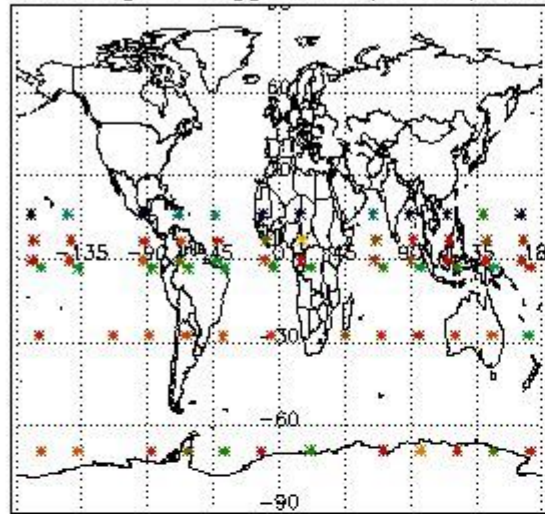
In this section it is plotted some information contained in the Quality Summary data set of the level 2 products. Only products in dark limb conditions and without errors (error flag in the MPH set to "0") are used.

3.1 Plot quality information per product (time dependant)

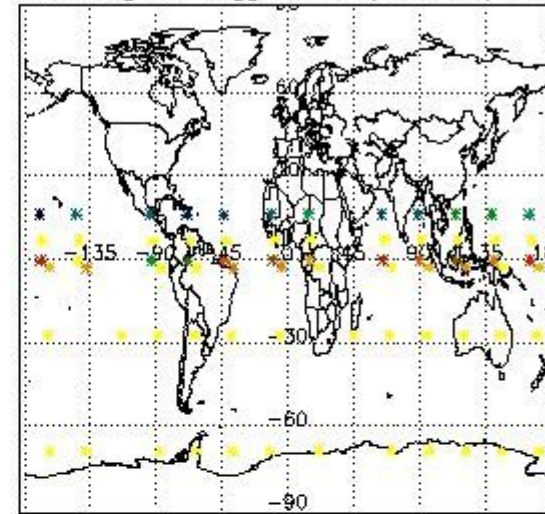


3.2 Plot quality information per product (world map)

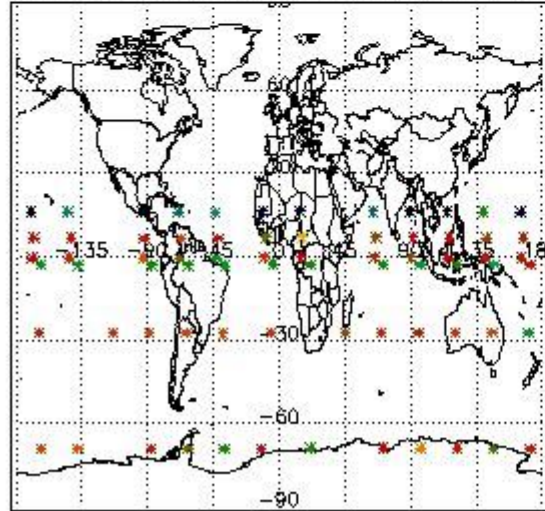
Percentage of flagged data per O3 profile



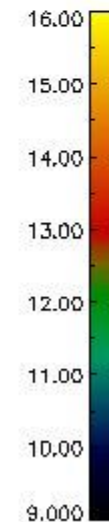
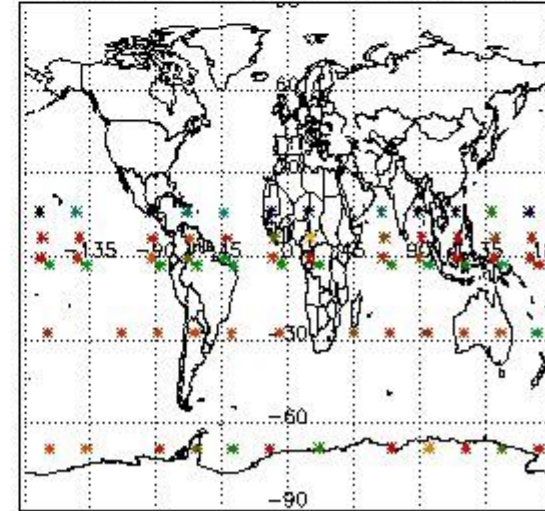
Percentage of flagged data per H2O profile



Percentage of flagged data per NO2 profile



Percentage of flagged data per NO3 profile

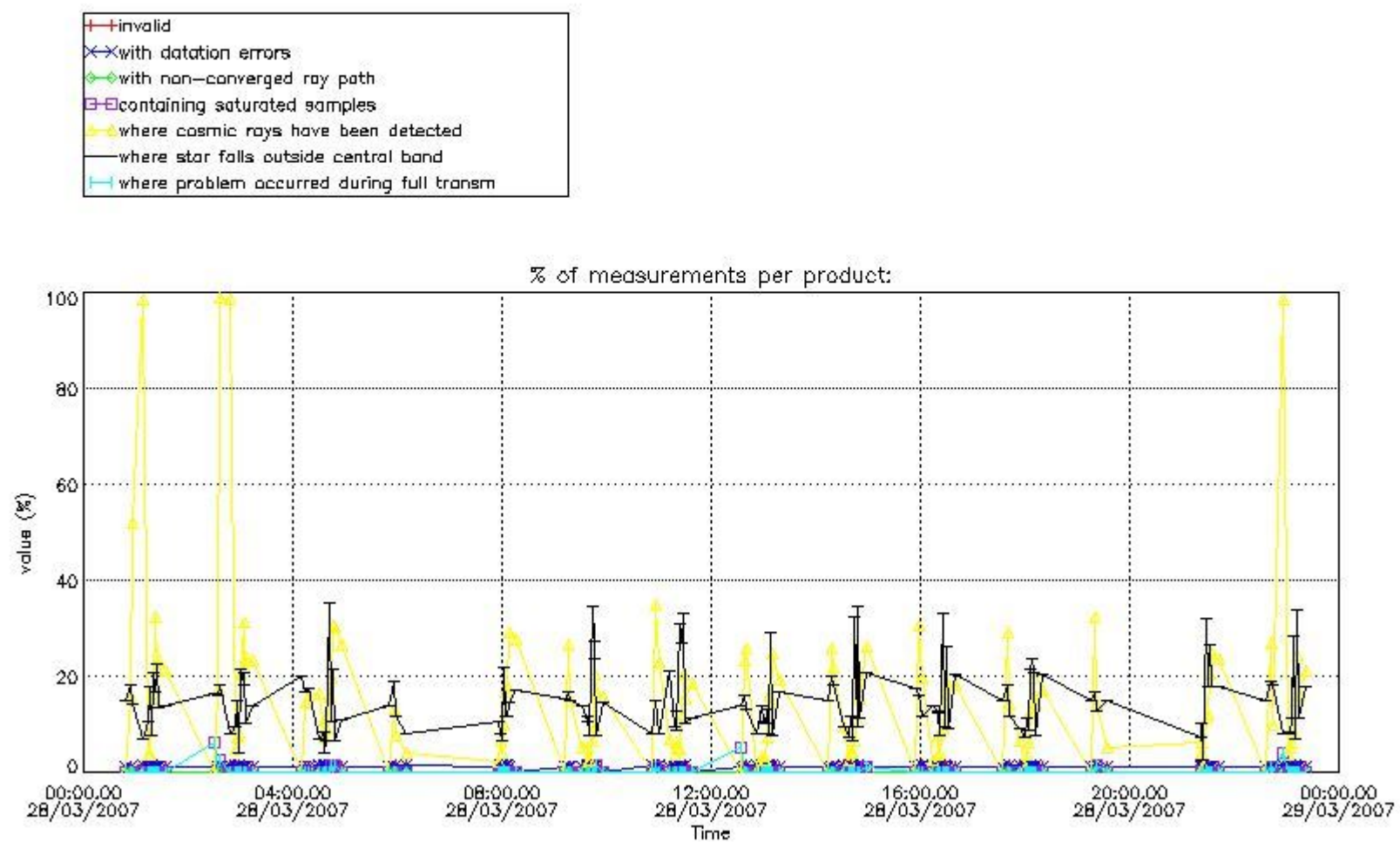


4. Level 1 quality information per product

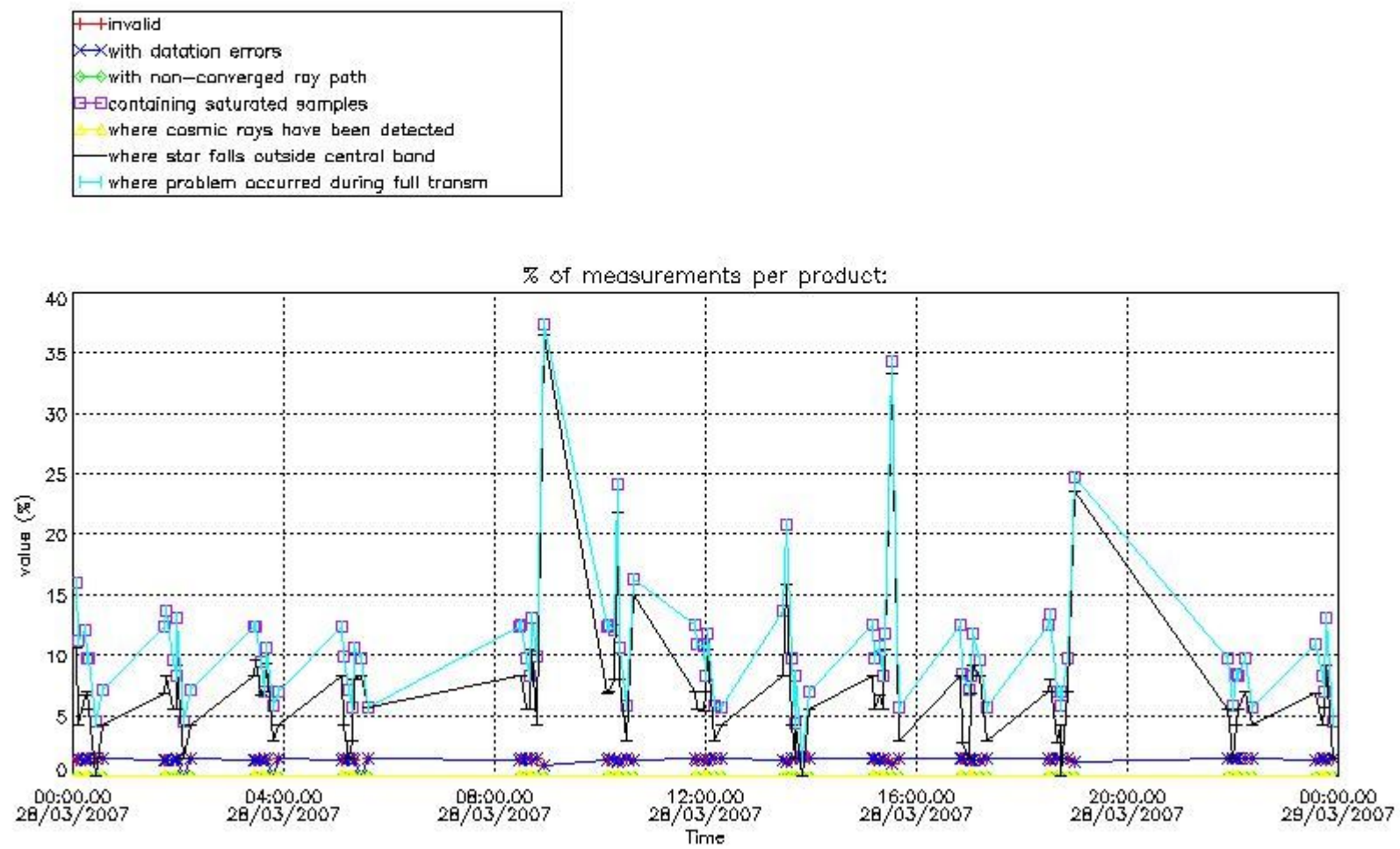
In this section it is plotted some information contained in the Quality Summary data set of the level 2 products that comes from the level 1b processing. Products without errors (error flag in the MPH set to "0") are used.

4.1 Plot quality information per product (time dependant) coming from level 1b processing

4.1.1 Plot level 1 quality information per product (time dependant): ENVISAT ASCENDING passes

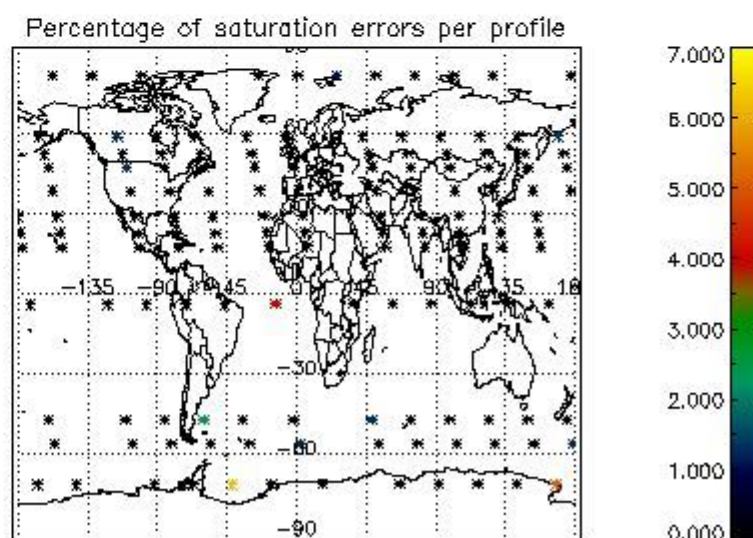
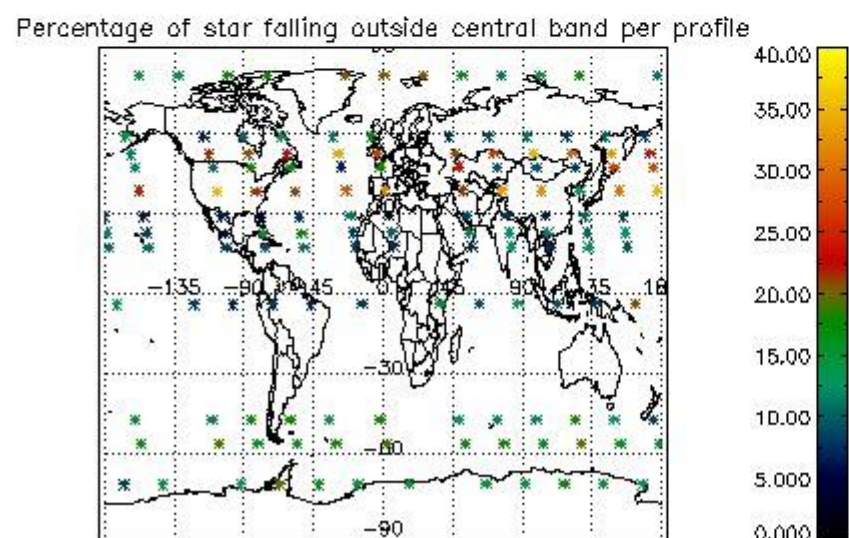
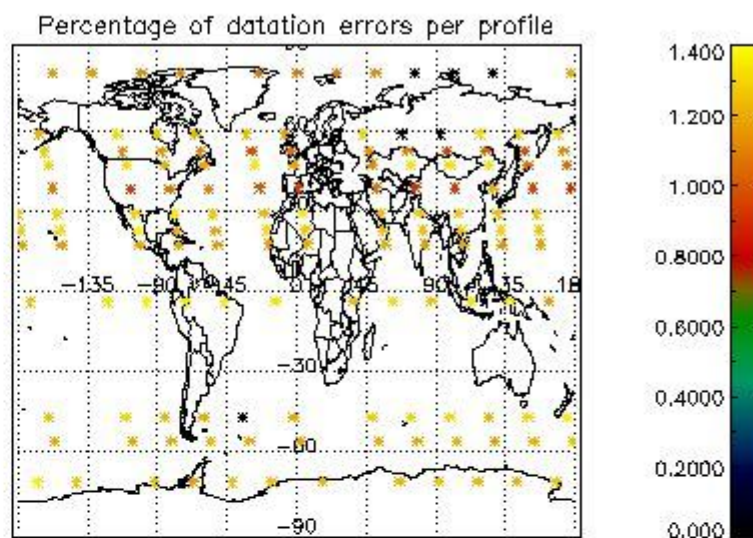
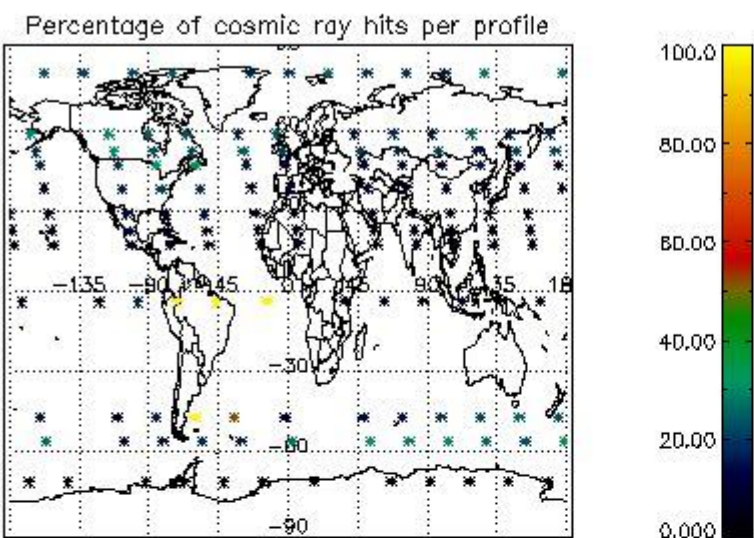


4.1.2 Plot level 1 quality information per product (time dependant): ENVI SAT DESCENDING passes

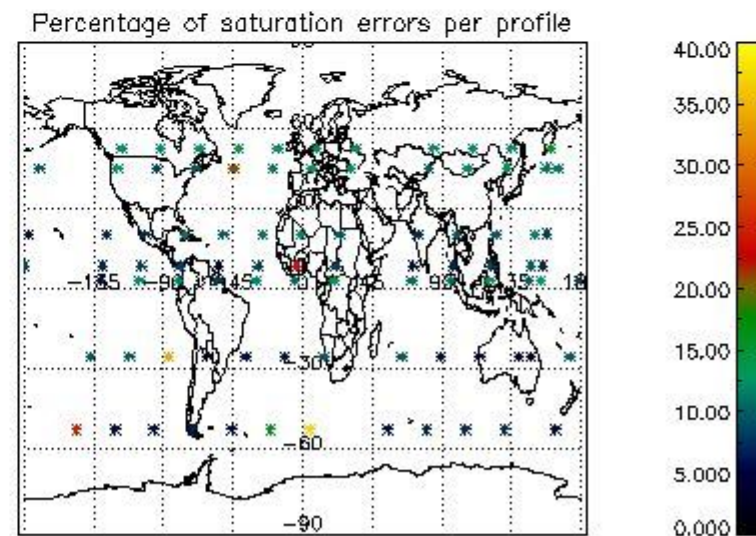
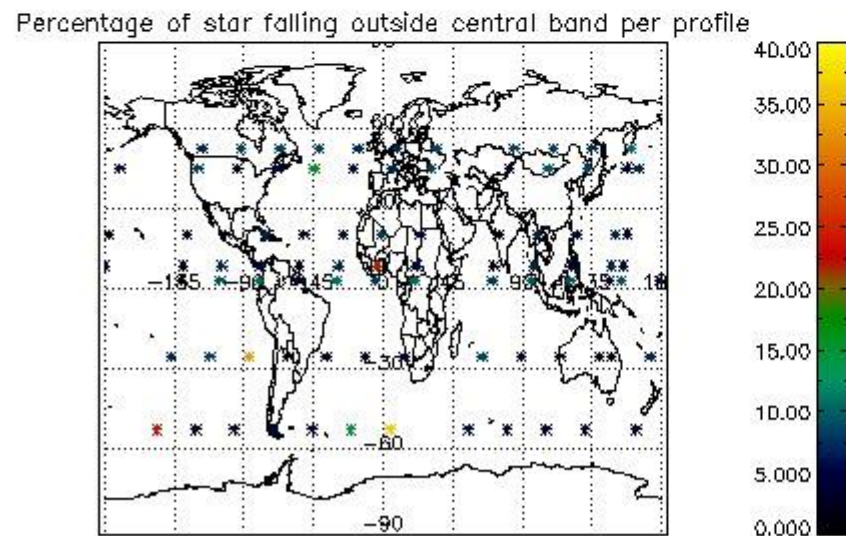
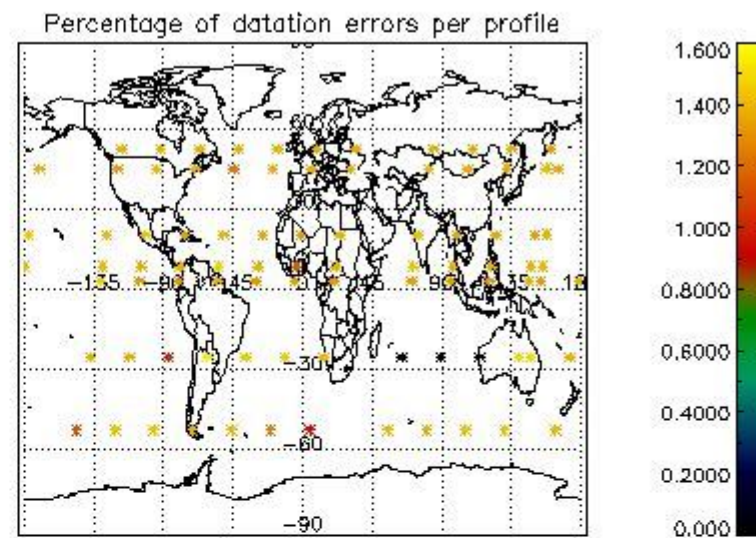
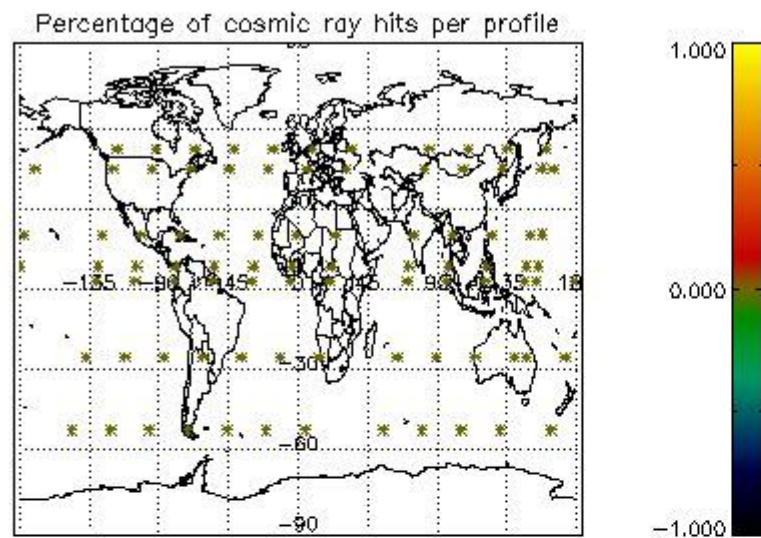


4.2 Plot quality information per product coming from level 1b processing (world map)

4.2.1 Plot level 1 quality information per product (world map): ENVISAT ASCENDING passes



4.2.2 Plot level 1 quality information per product (world map): ENVISAT DESCENDING passes



5. Trace gas profiles

5.1 Ozone statistics based on quality of products

The final quality of the products can be "measured" using the STD (Standard Deviation) attached to every point profile. This information is written to the parameter GOM_NL__2P/NL_LOCAL_SPECIES_DENSITY/o3_std of the level 2 products. The table below shows the statistics for given STD ranges.

The statistics are given with respect to the overall valid production:

- Products without fatal errors: GOM_NL__2P/MPH/PRODUCT_ERR=0
- Valid point profile: GOM_NL__2P/NL_LOCAL_SPECIES_DENSITY/pcd(0)=0

The 'Criteria' is applied to valid points of dark limb products:

- Products in dark limb illumination condition: GOM_NL__2P/NL_SUMMARY_QUALITY/obs_ill_cond=0
- Products without fatal errors: GOM_NL__2P/MPH/PRODUCT_ERR=0
- Valid point profile: GOM_NL__2P/NL_LOCAL_SPECIES_DENSITY/pcd(0)=0

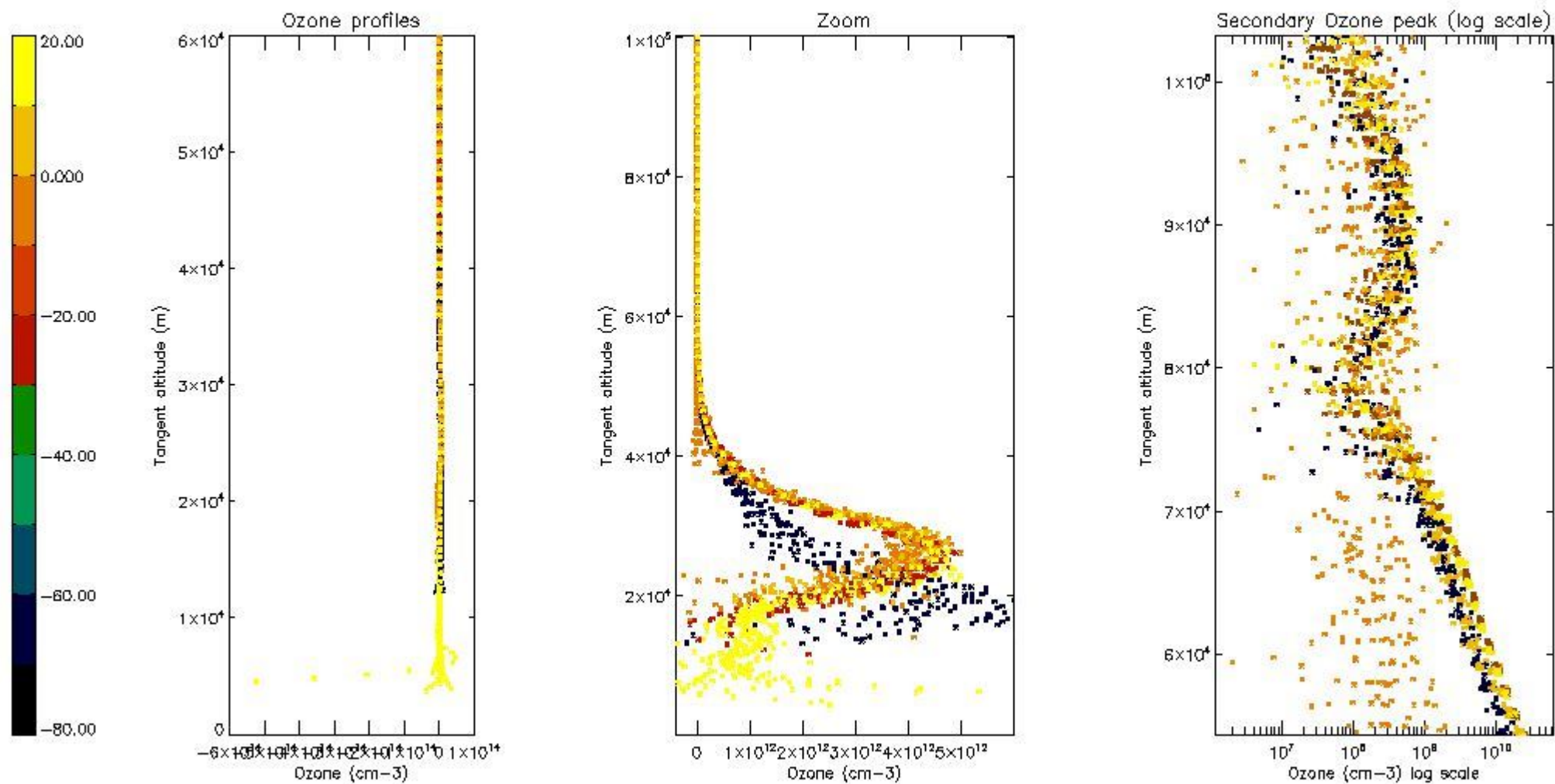
So, the table below shows the percentage of dark limb and valid observations for each criteria with respect to the overall valid daily observations.

Criteria	% of total production
All STD	33
STD < 20	15

STD < 10	10
STD < 5	5

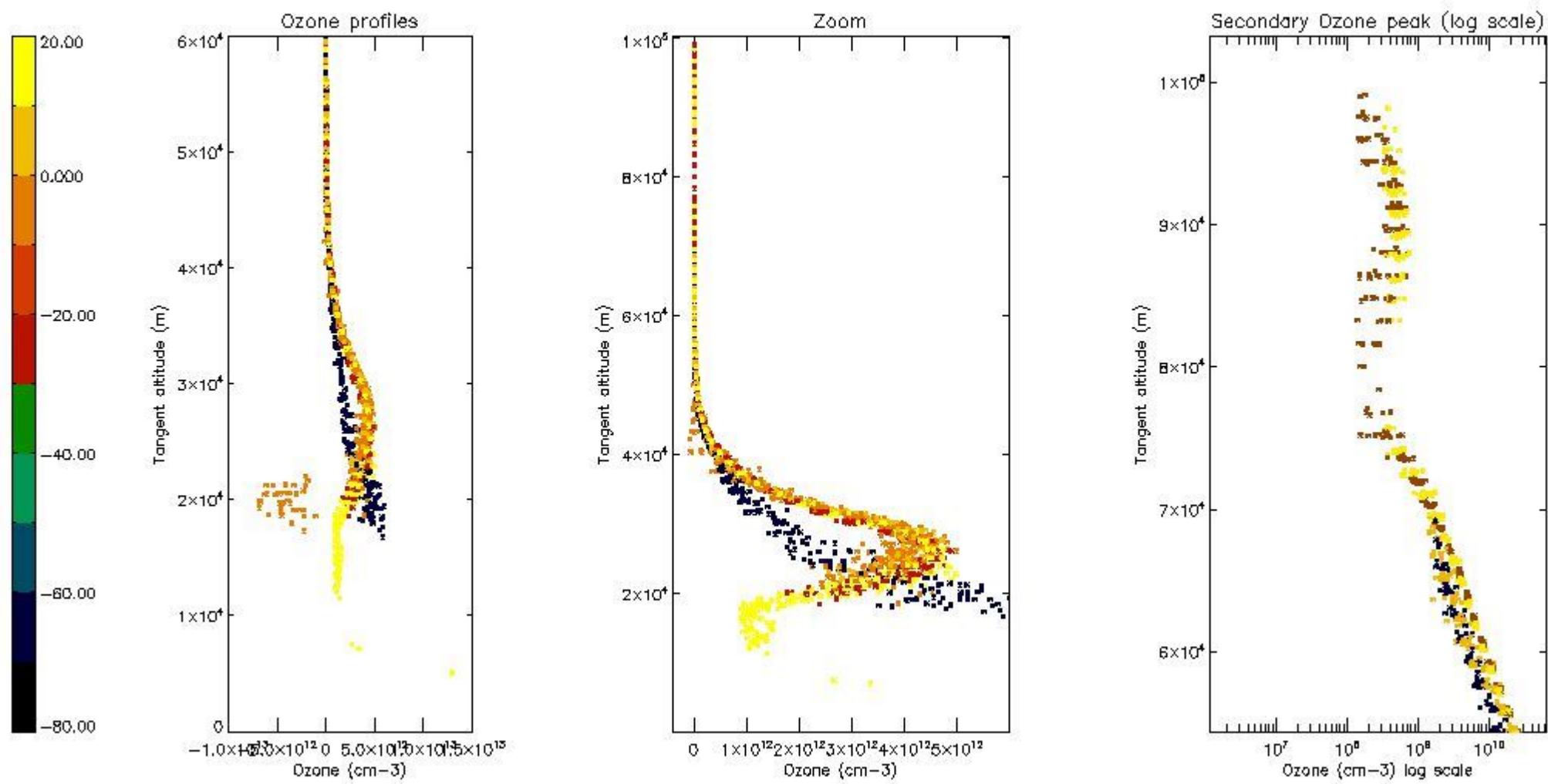
5.2 Plot ozone profiles for all STD (dark without errors)

The colorbar represents the latitude.



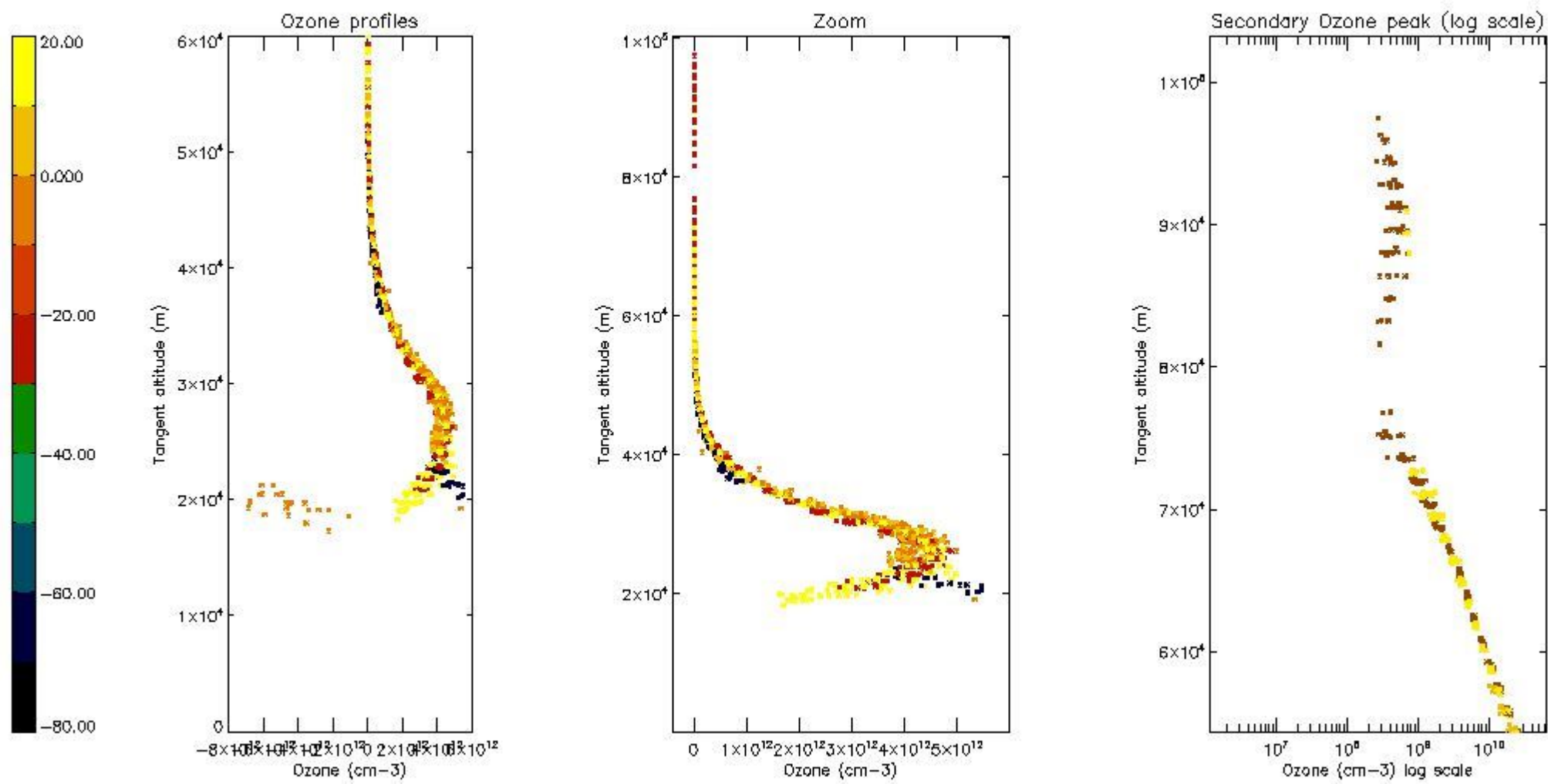
5.3 Plot ozone profiles where STD < 20% (dark without errors)

The colorbar represents the latitude.



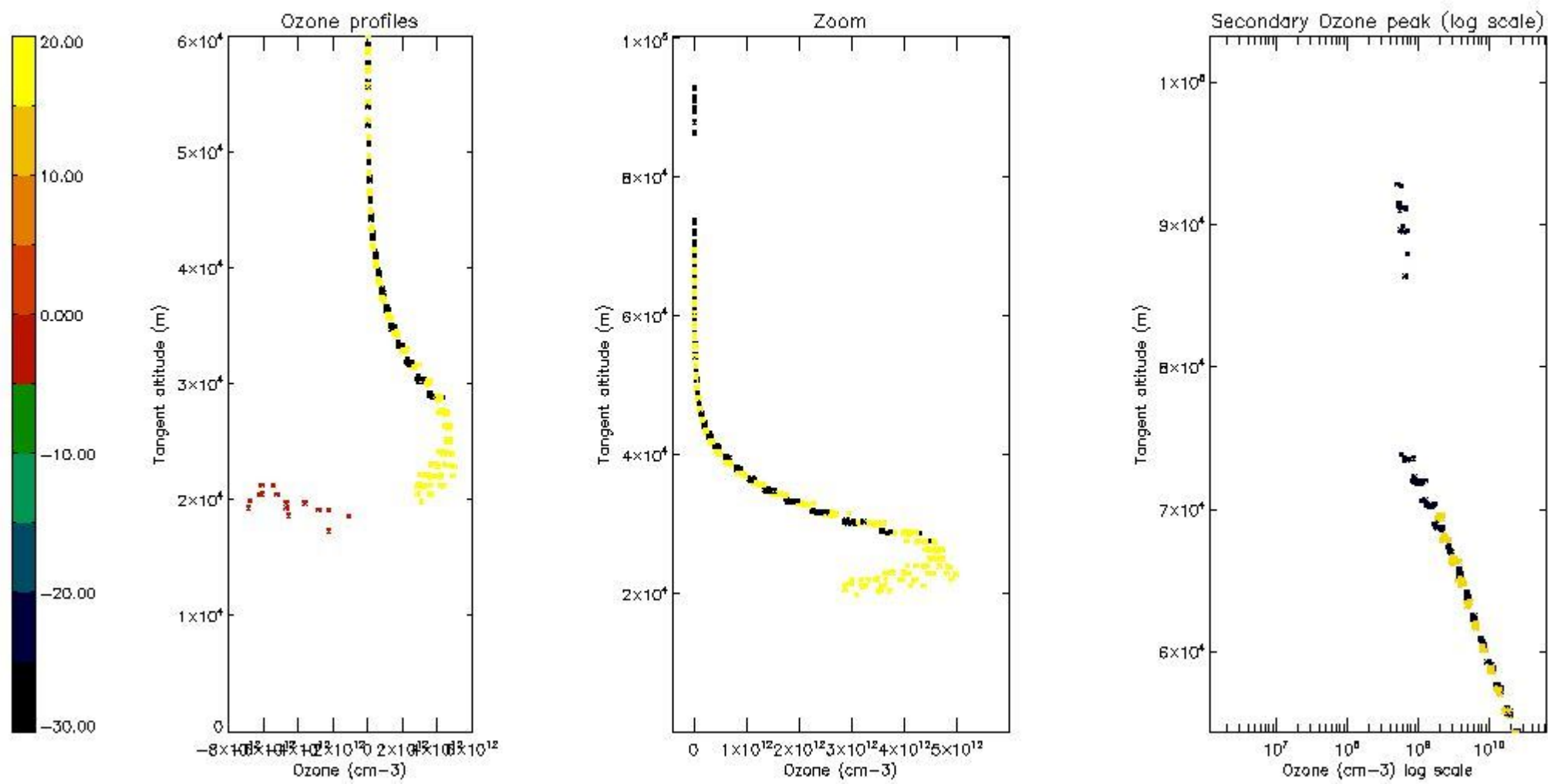
5.4 Plot ozone profiles where STD < 10% (dark without errors)

The colorbar represents the latitude.



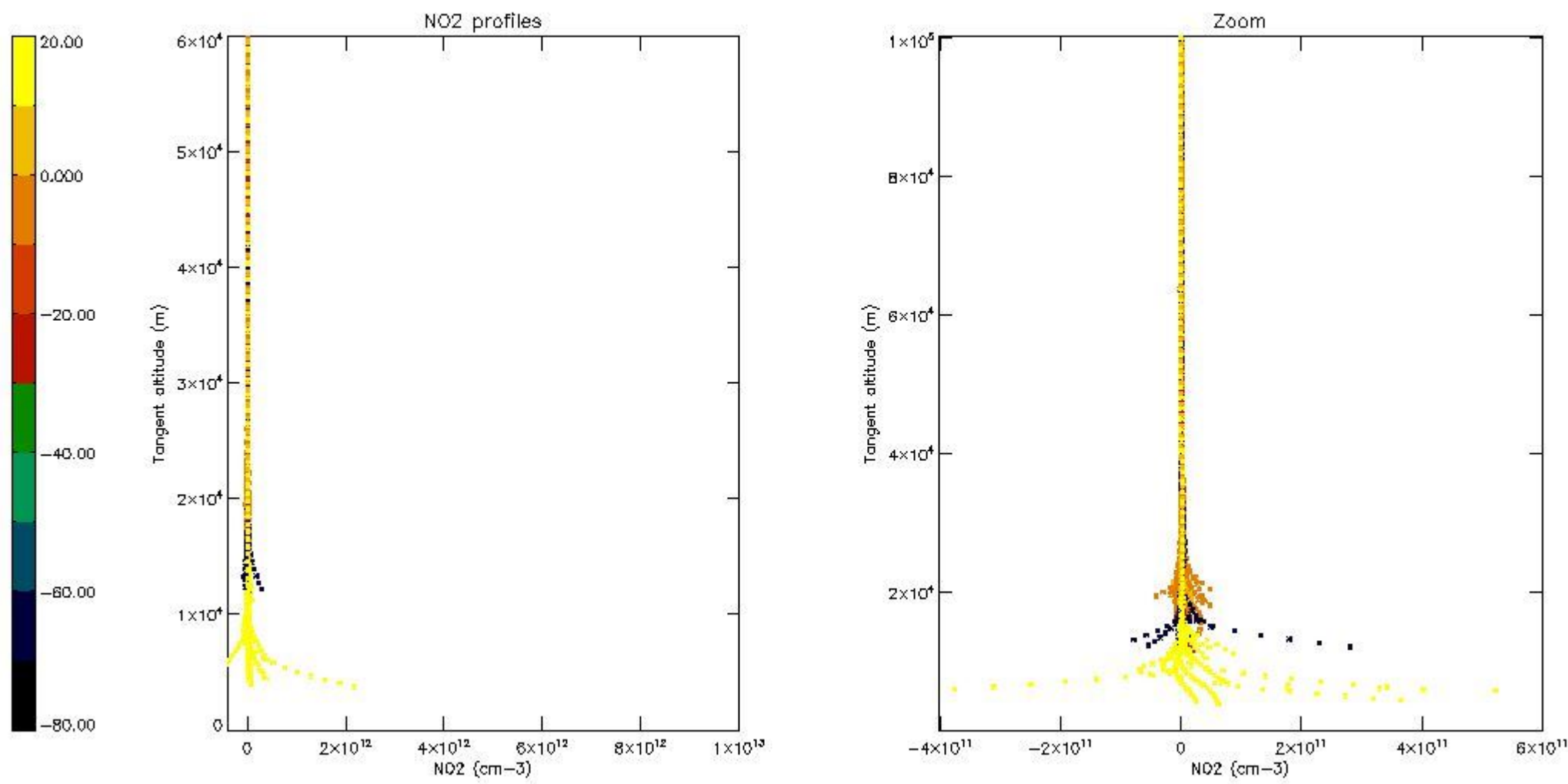
5.5 Plot ozone profiles where STD < 5% (dark without errors)

The colorbar represents the latitude.



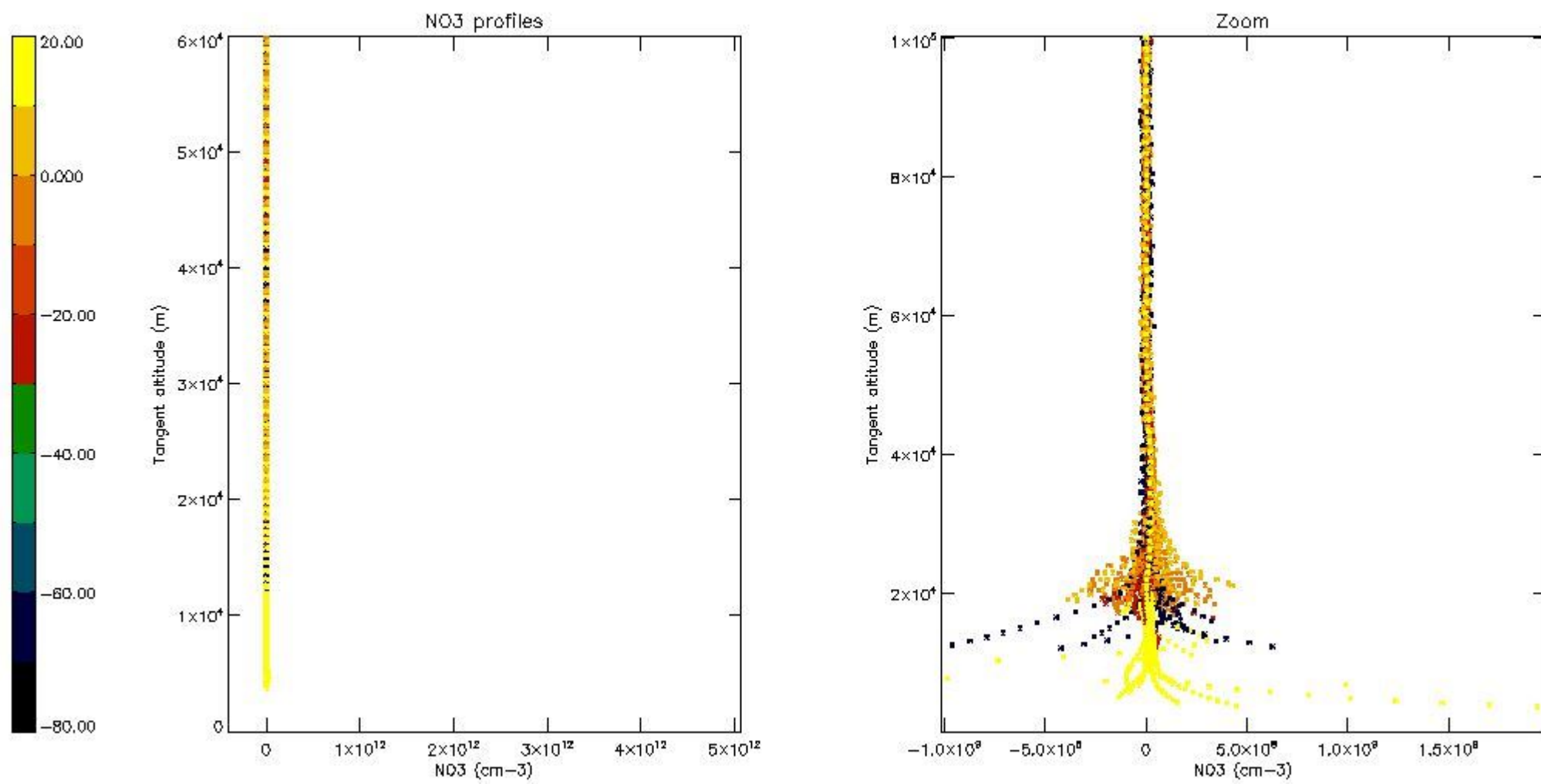
5.6 Plot NO₂ profiles for all STD (dark without errors)

The colorbar represents the latitude.



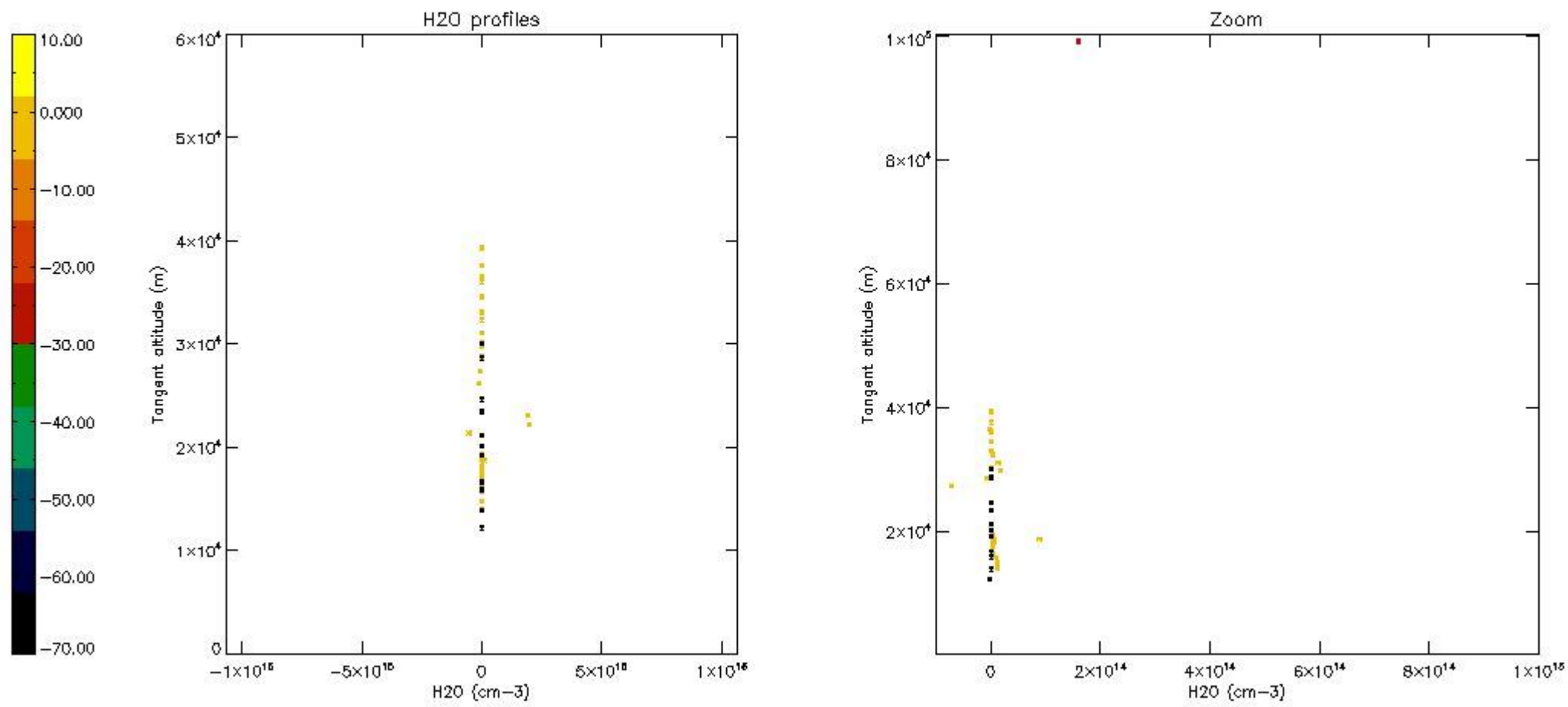
5.7 Plot NO3 profiles for all STD (dark without errors)

The colorbar represents the latitude.



5.8 Plot H₂O profiles for all STD (only for occultations of stars 1,2,3,4,13,14,16,26,63 dark without errors)

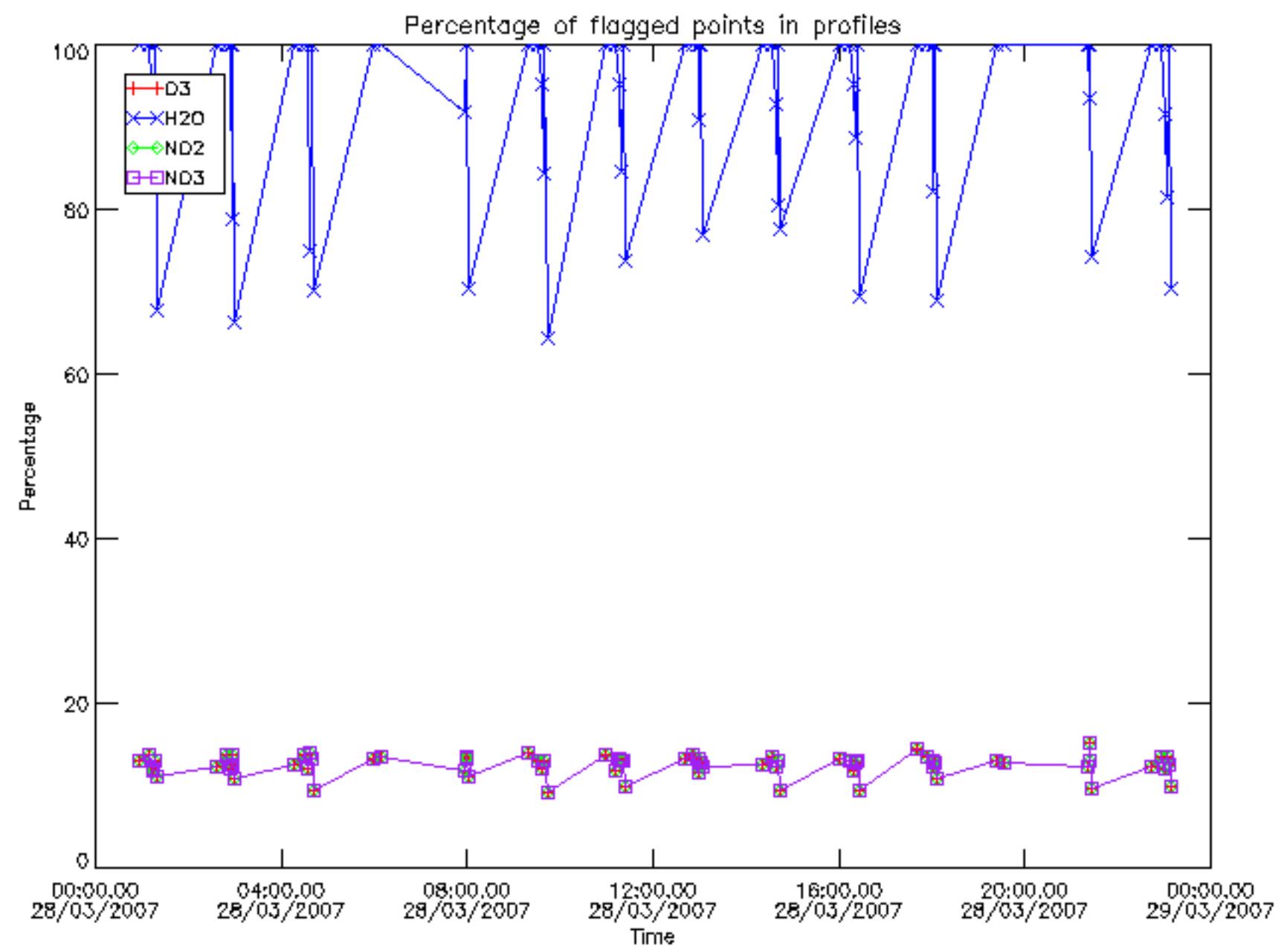
The colorbar represents the latitude.



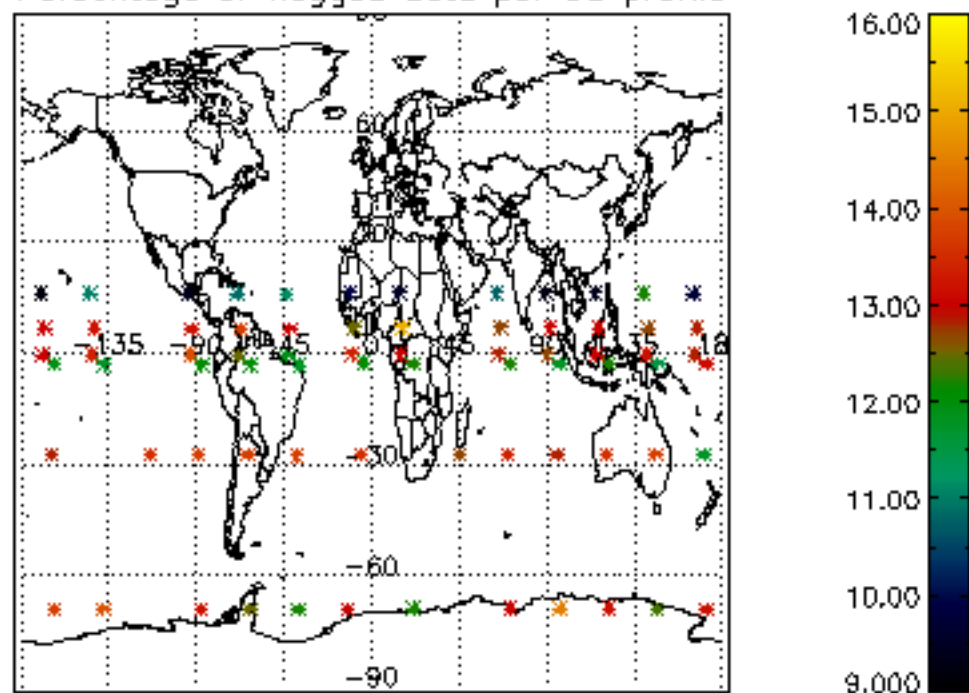
6. Auxiliary Data Files used for the production reported in section 2

The number reported in the third column indicates since which file (see list in section 2) the corresponding auxiliary file has been used. The fourth column is the date of those product files.

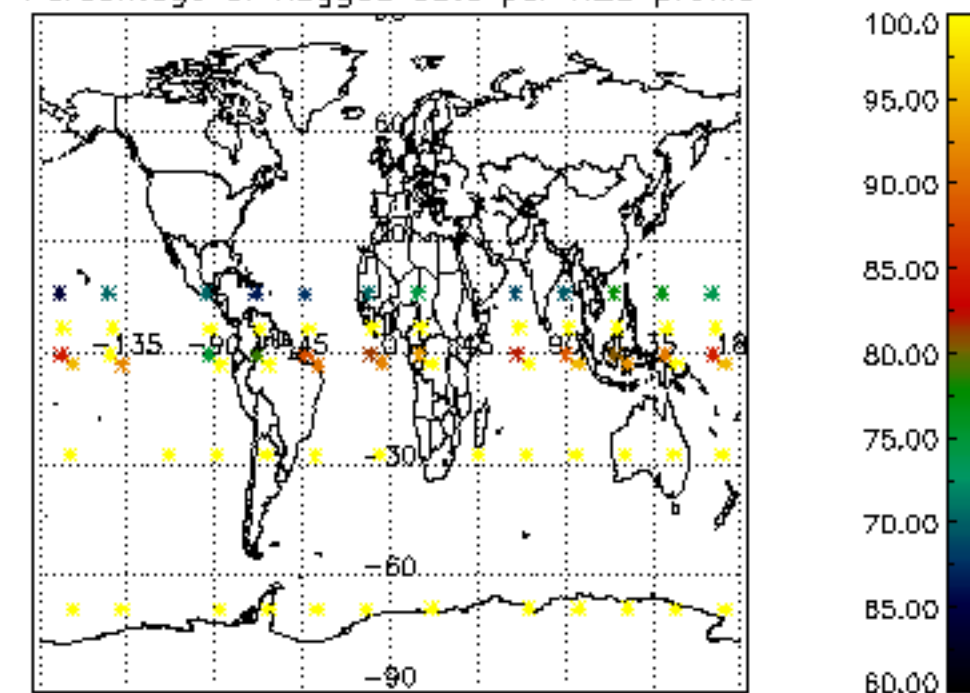
Type	Auxiliary Filename	Used since product	Used since product date
INST_PHYS_CHARACTERISTICS	GOM_INS_AXVIEC20091111_143220_20030716_120000_20500101_000000	1	28-MAR-2007 00:04:07
LEVEL-2_PROC_CONFIG	GOM_PR2_AXVIEC20091111_152718_20020301_000000_20500101_000000	1	28-MAR-2007 00:04:07
CROSS_SECTIONS_FILE	GOM_CRS_AXVIEC20091111_154832_20020301_000000_20500101_000000	1	28-MAR-2007 00:04:07



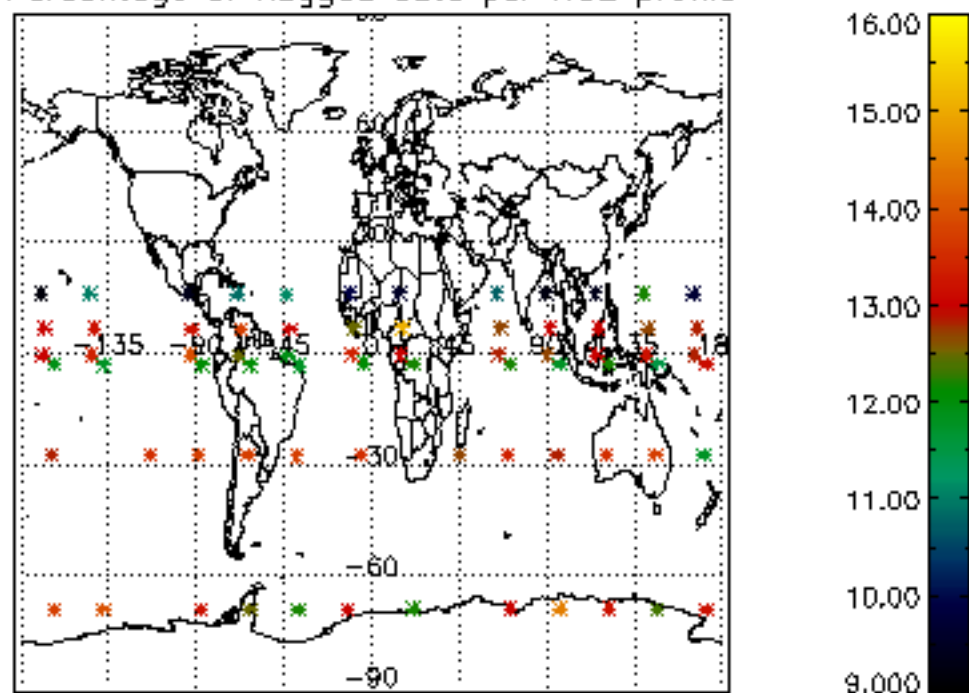
Percentage of flagged data per D3 profile



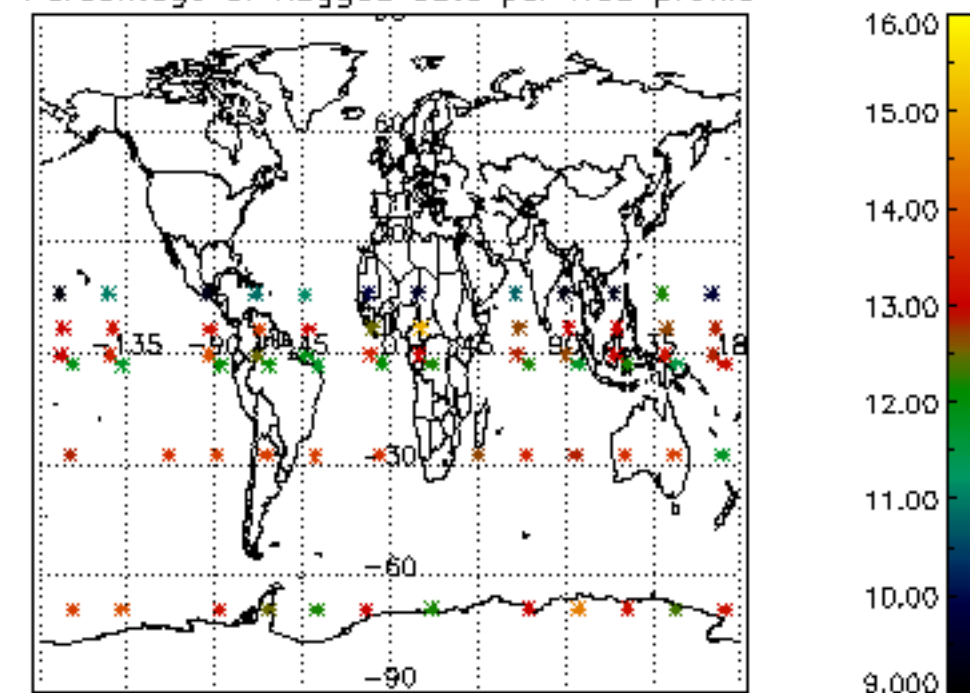
Percentage of flagged data per H2O profile

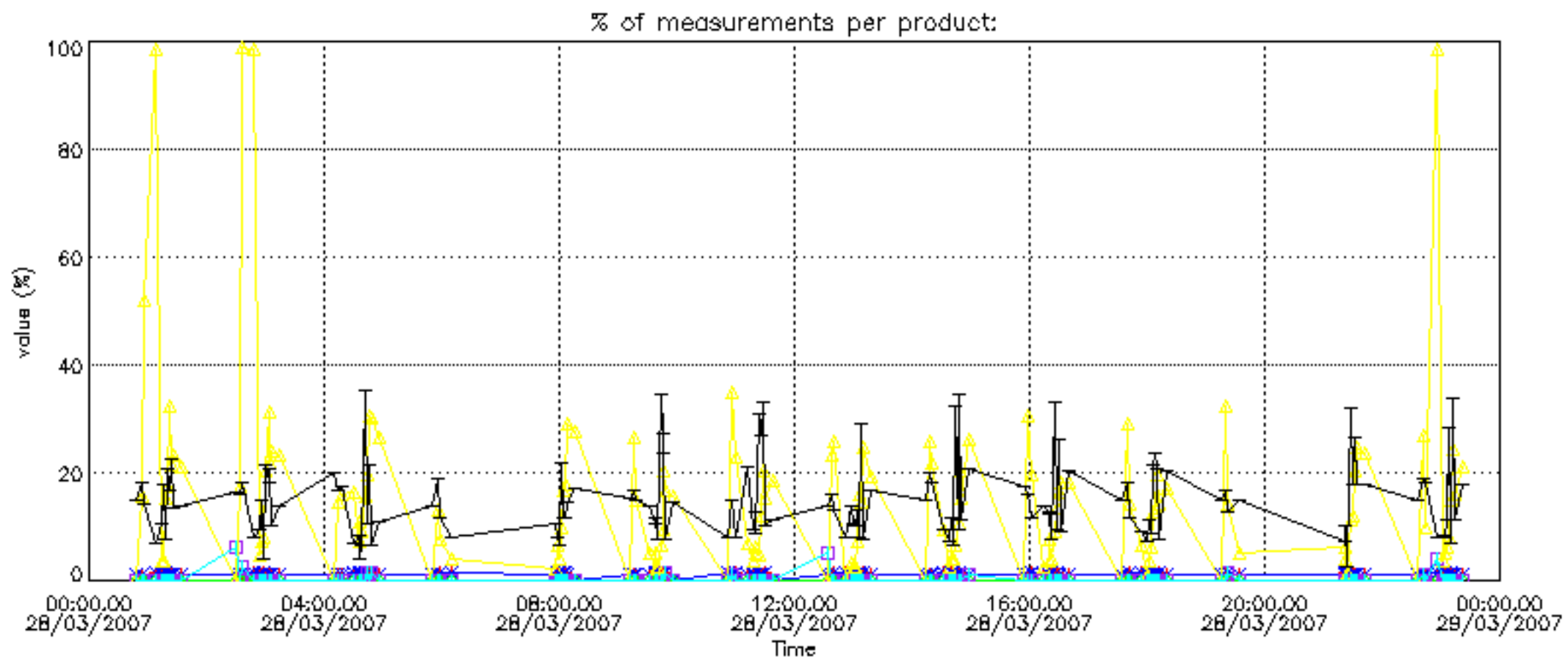


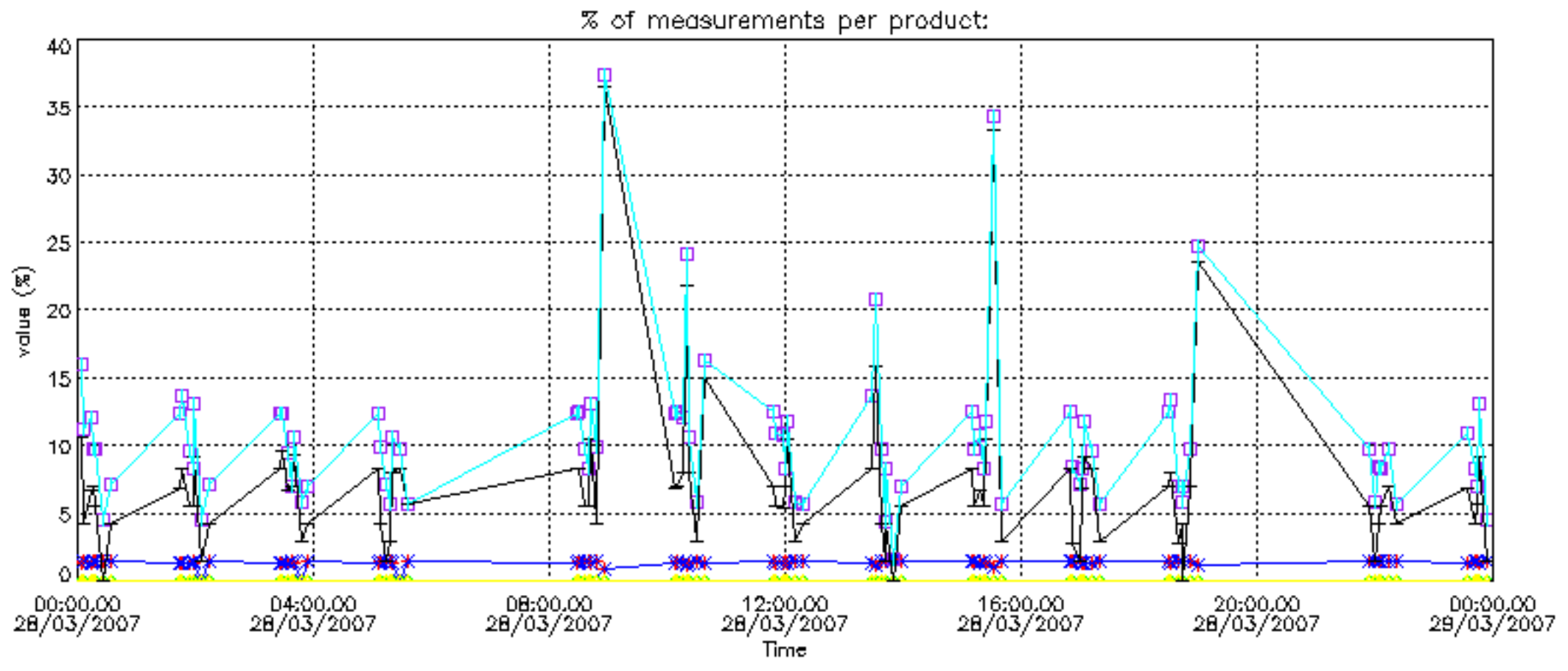
Percentage of flagged data per NO2 profile



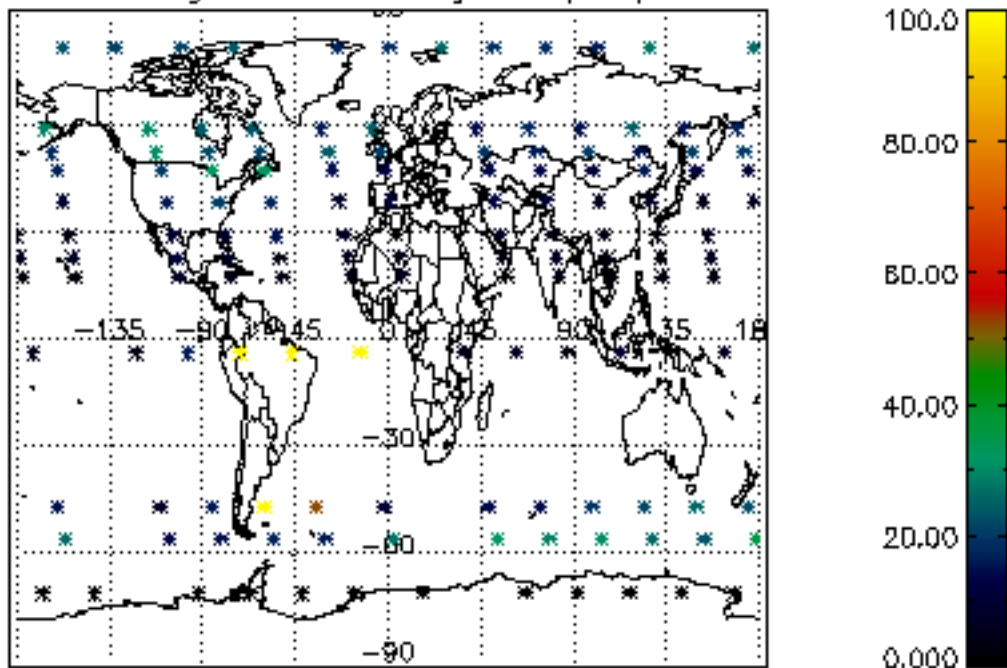
Percentage of flagged data per NO3 profile



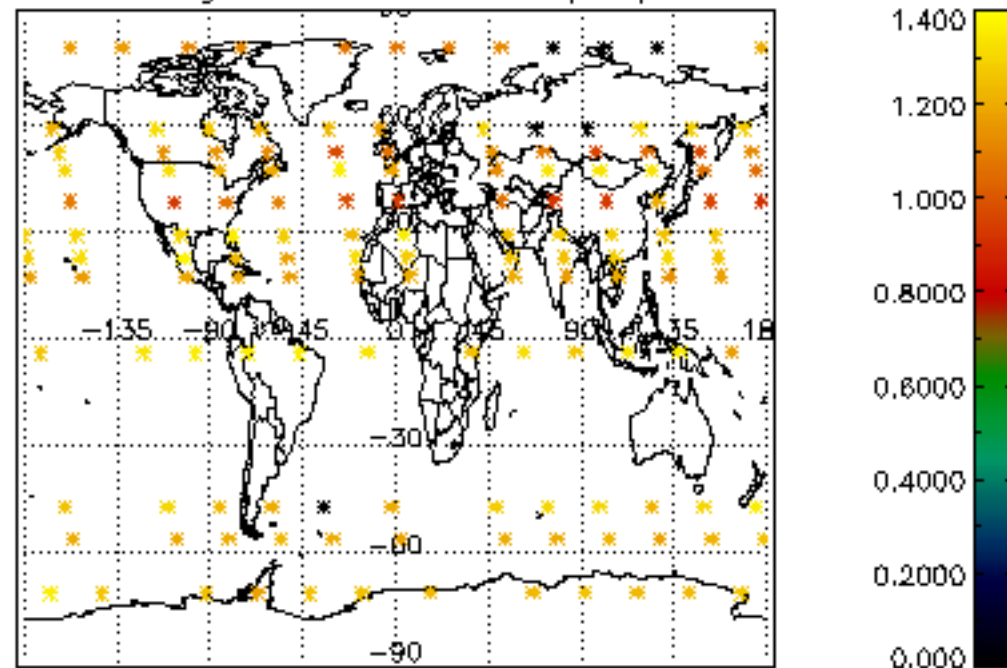




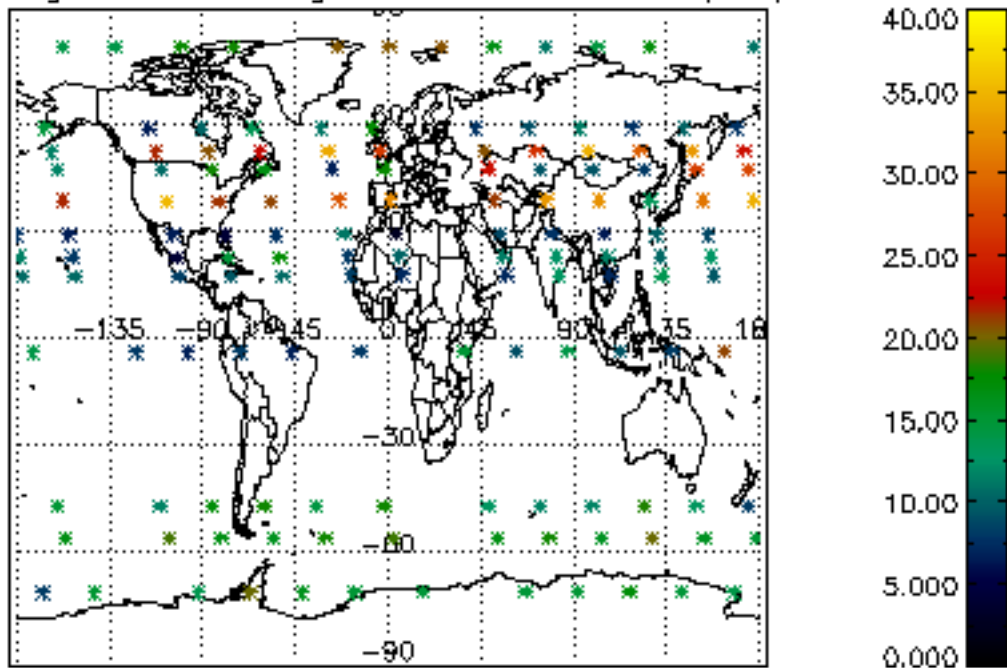
Percentage of cosmic ray hits per profile



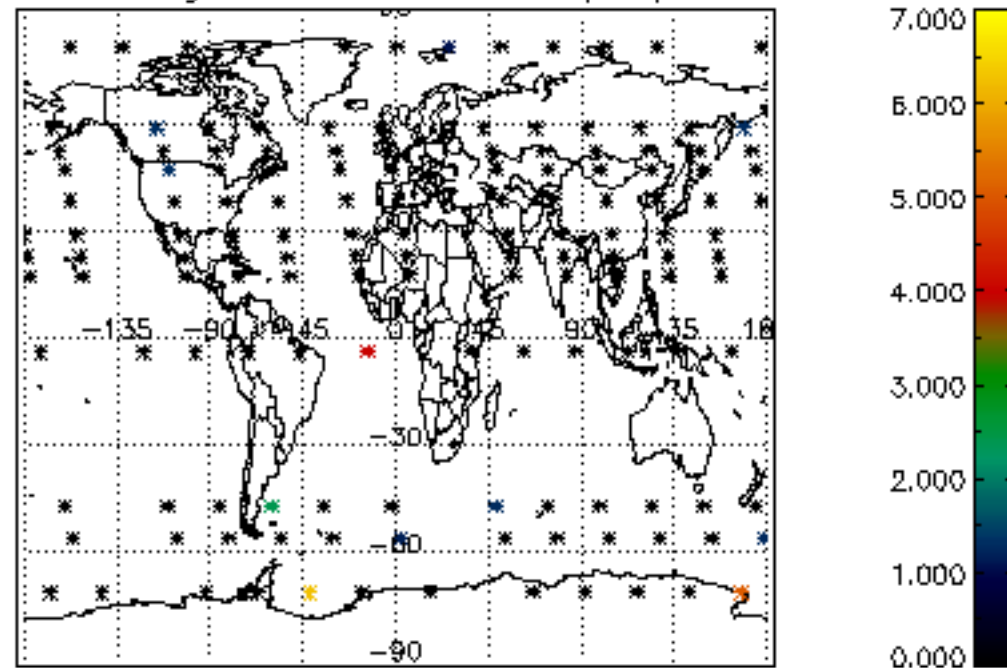
Percentage of datation errors per profile



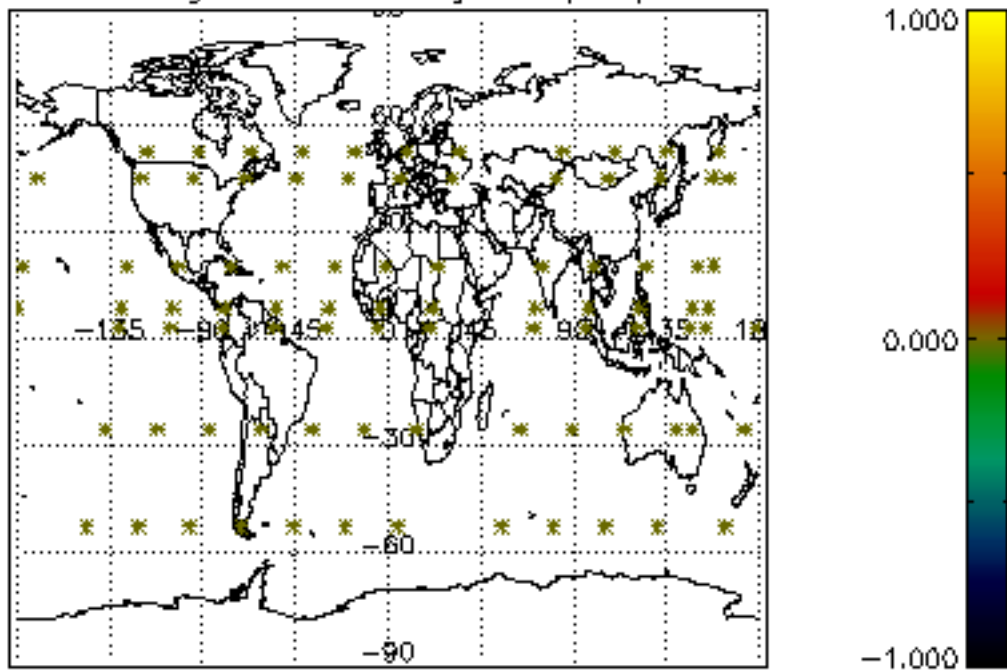
Percentage of star falling outside central band per profile



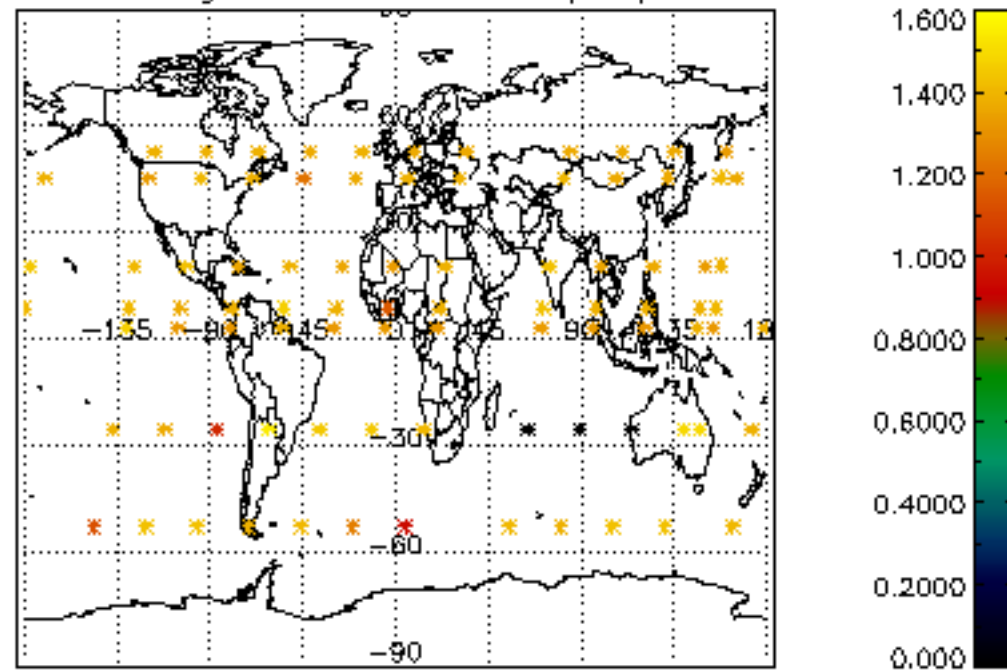
Percentage of saturation errors per profile



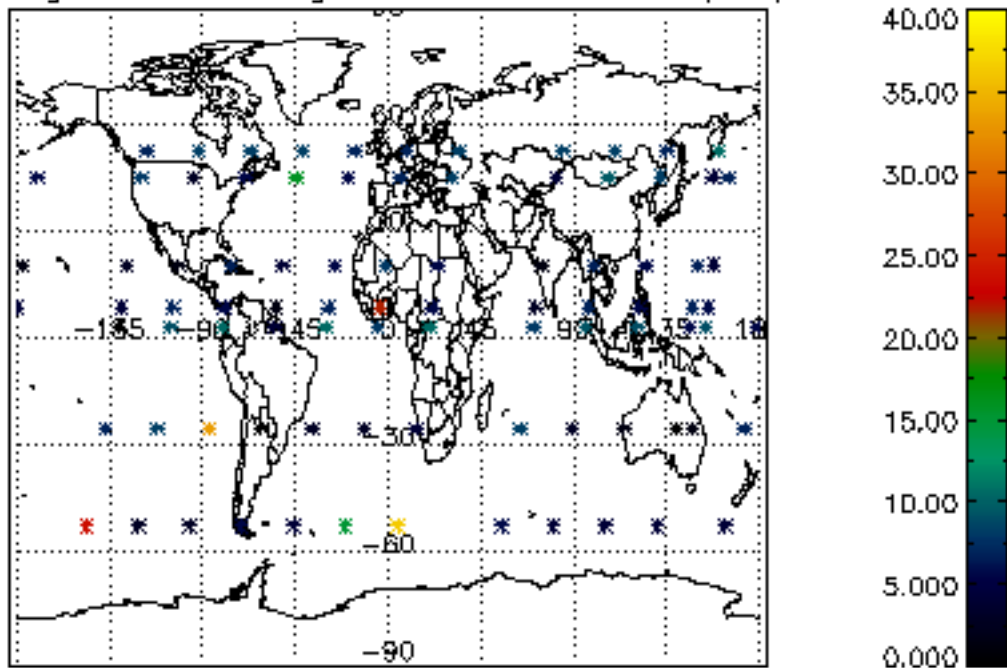
Percentage of cosmic ray hits per profile



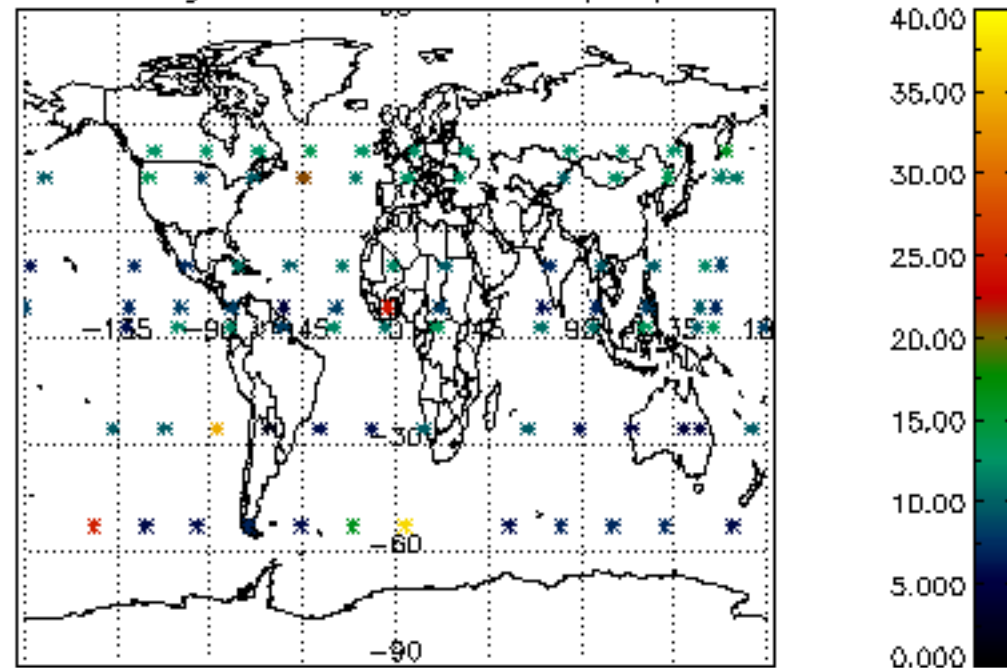
Percentage of datation errors per profile

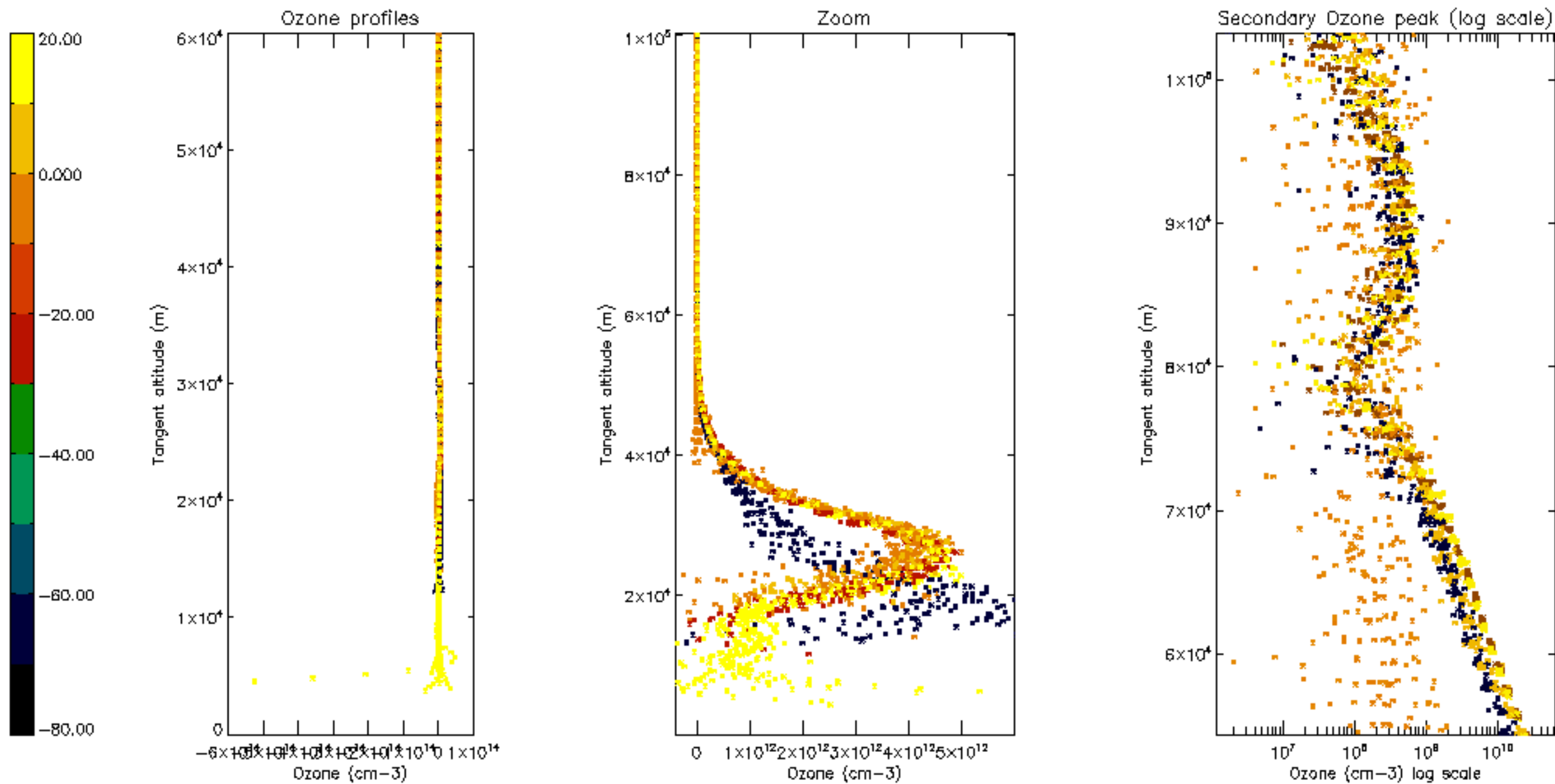


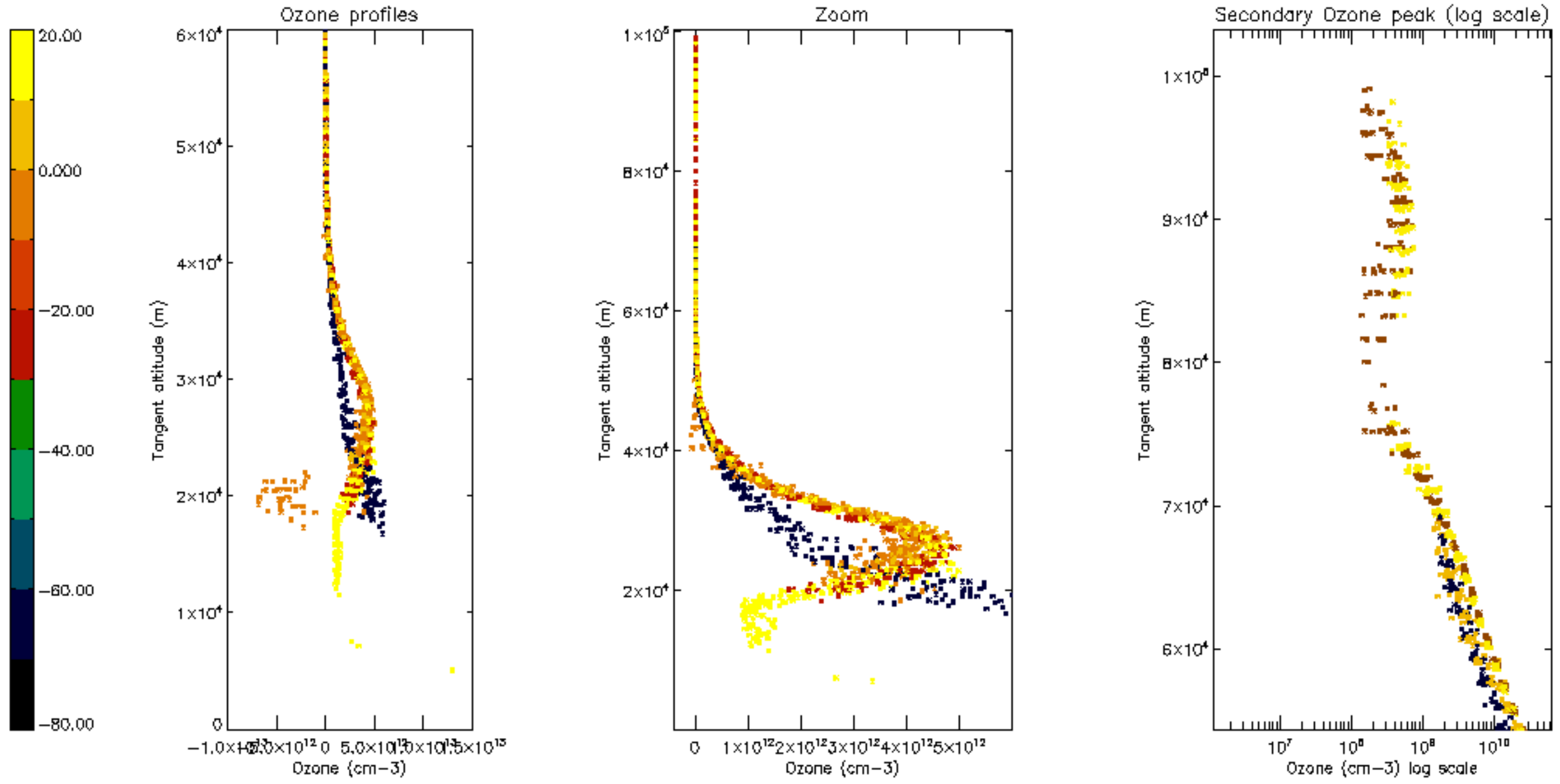
Percentage of star falling outside central band per profile

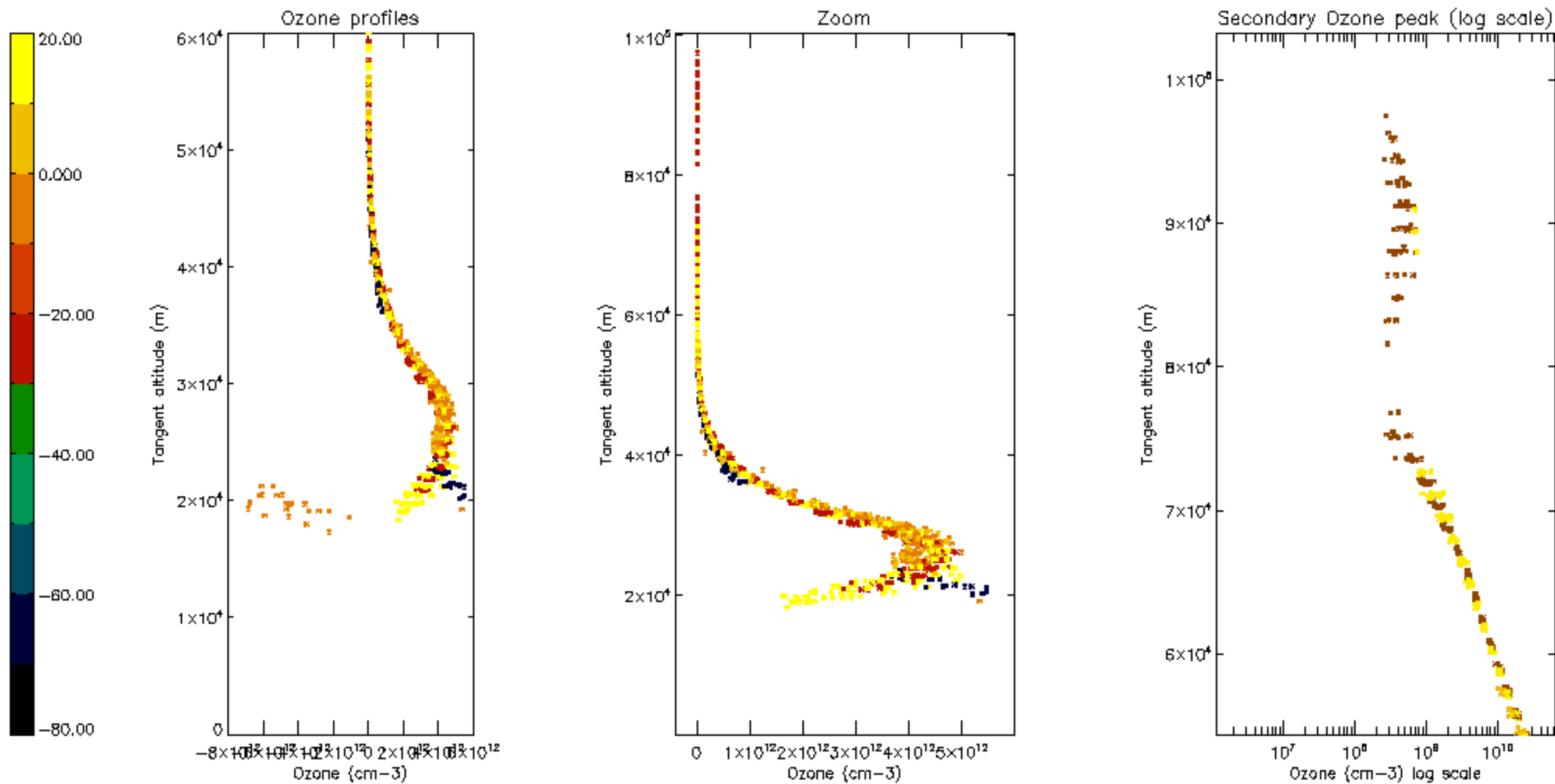


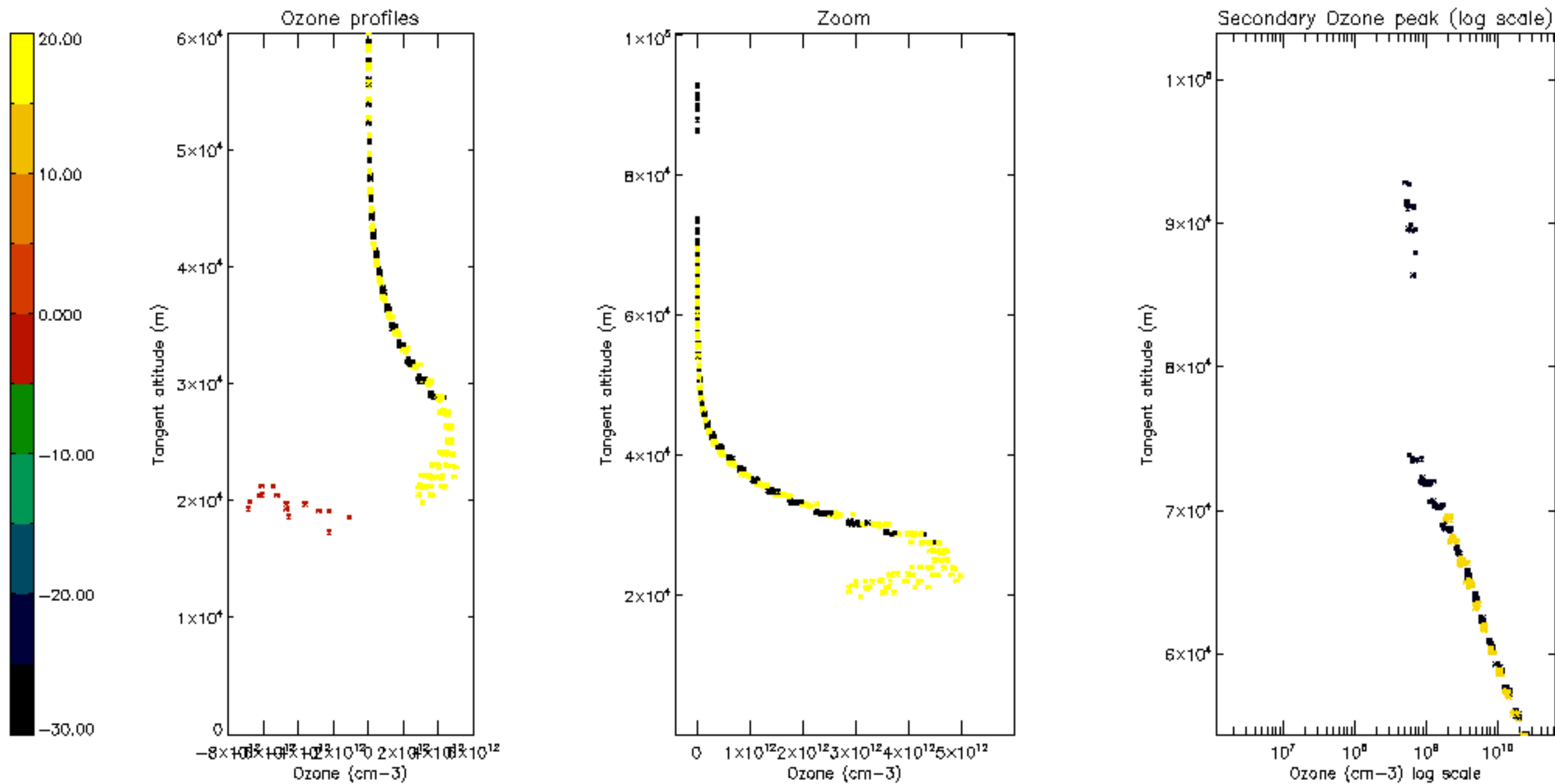
Percentage of saturation errors per profile

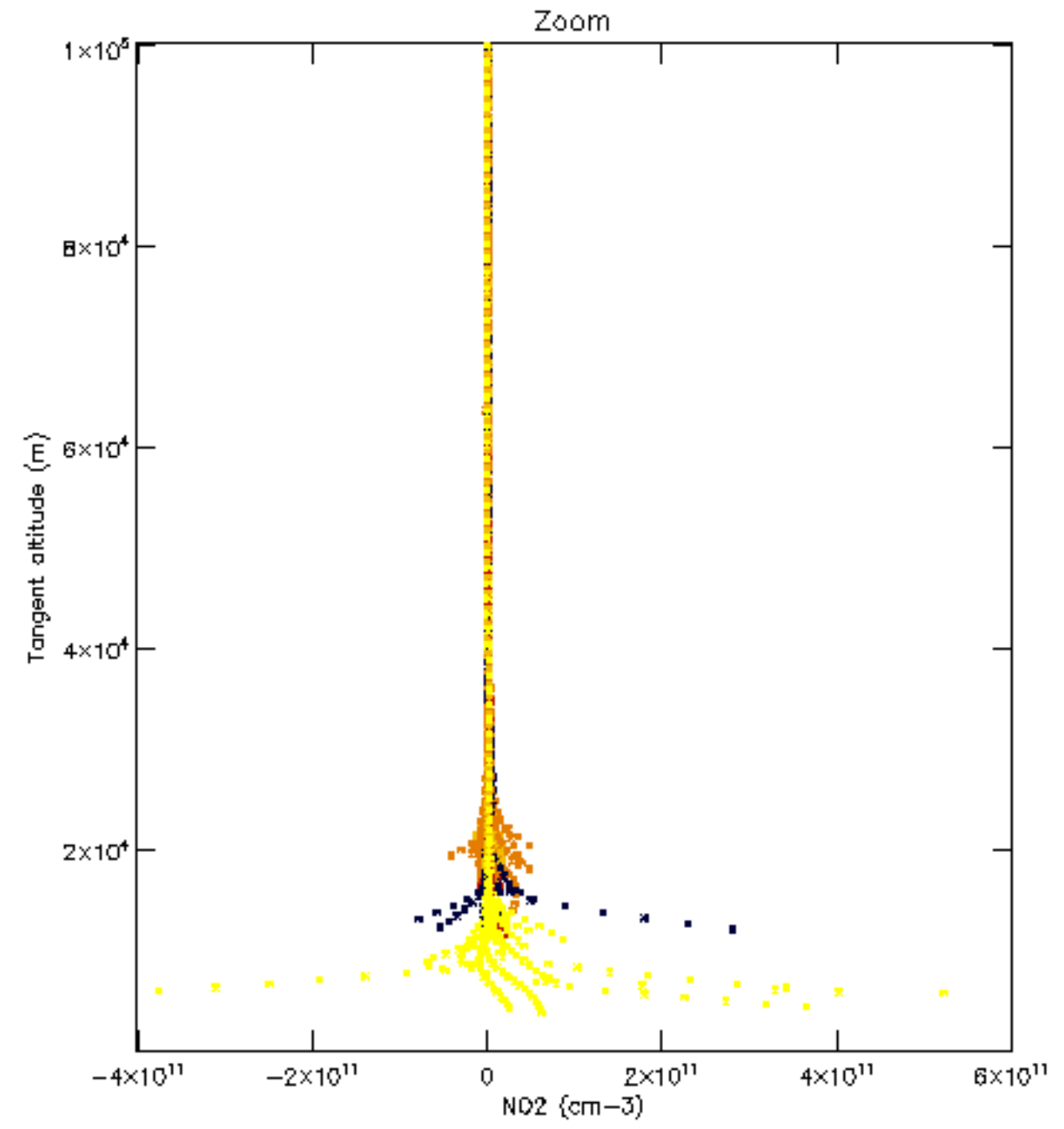
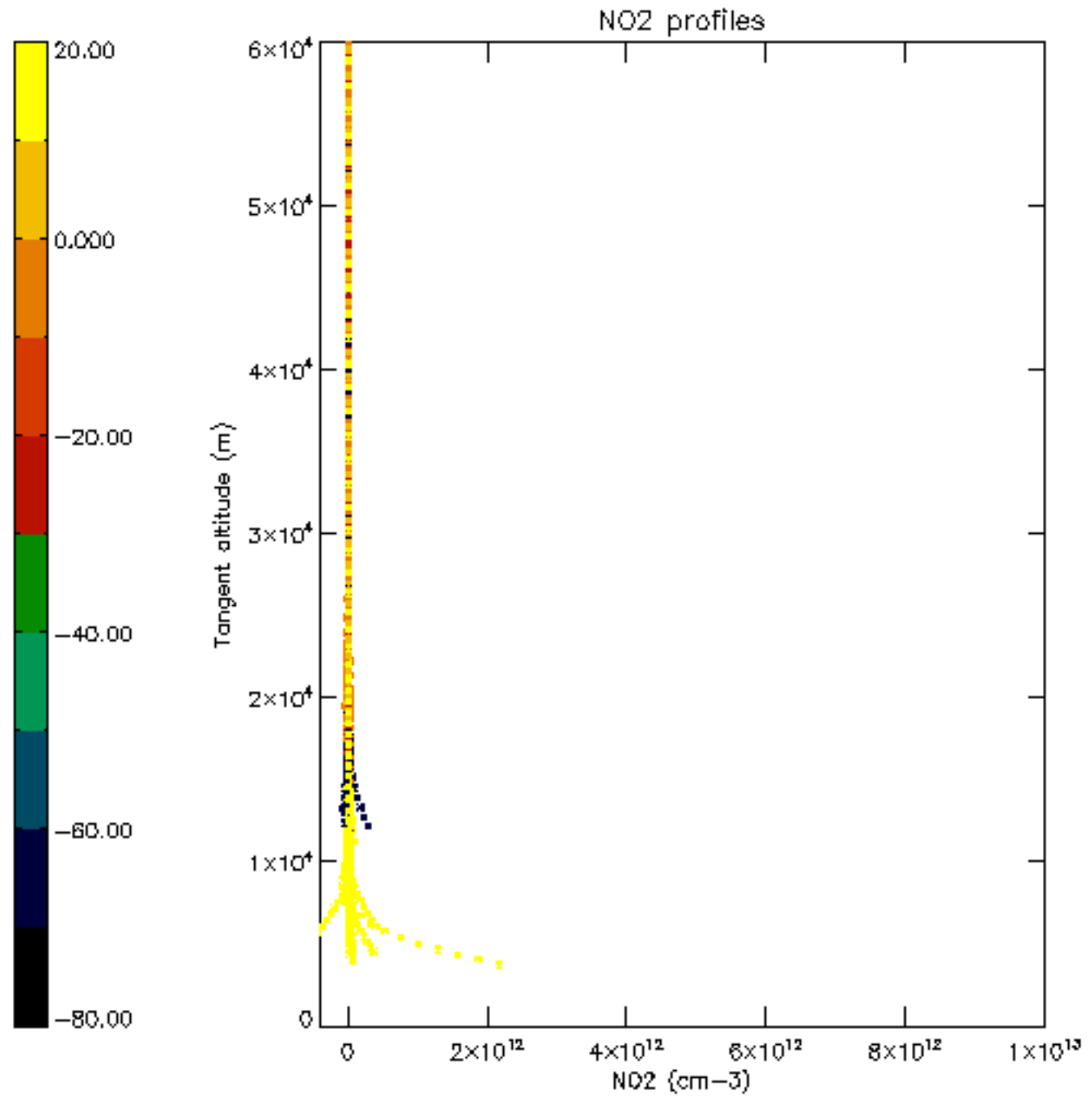


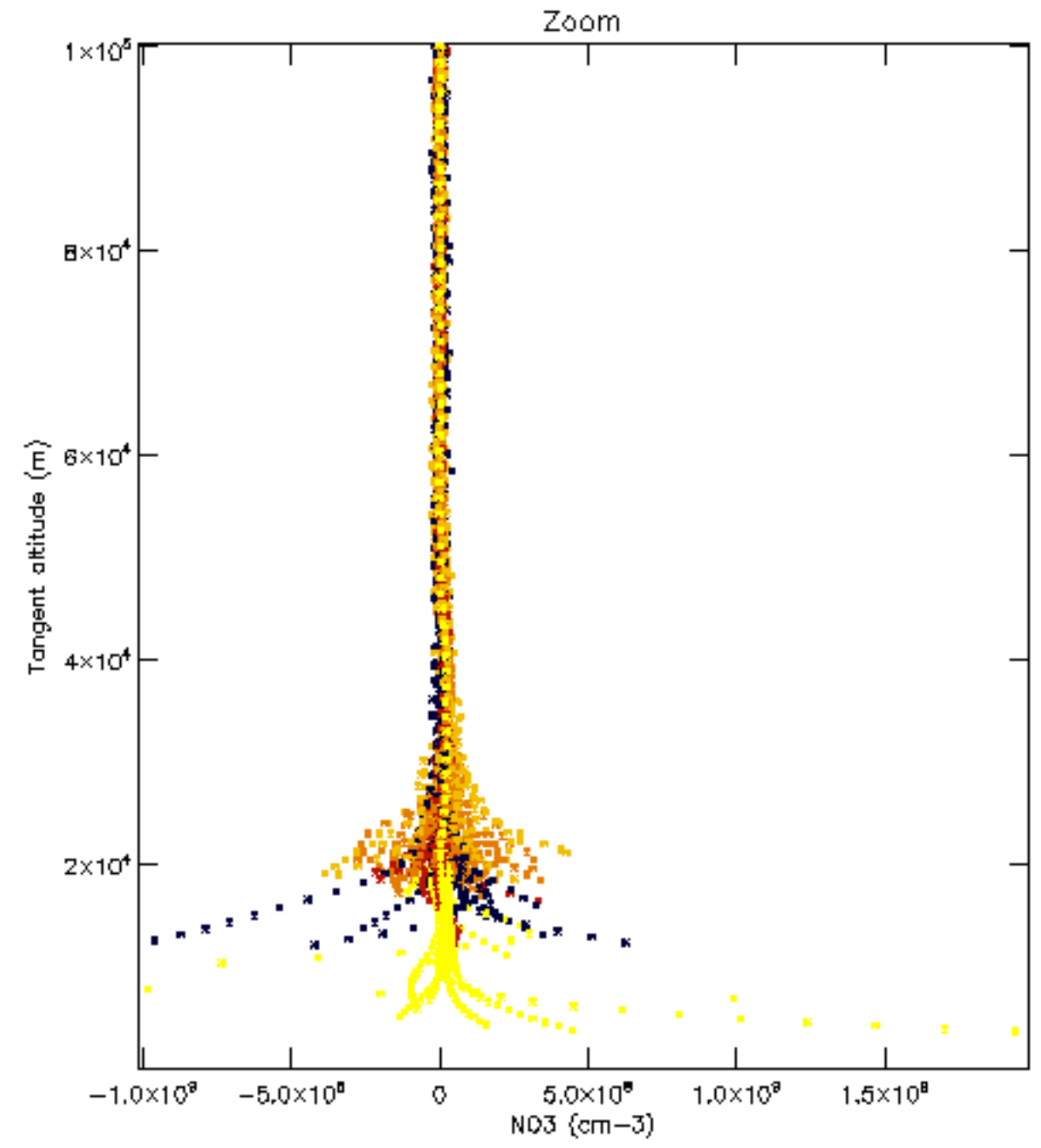
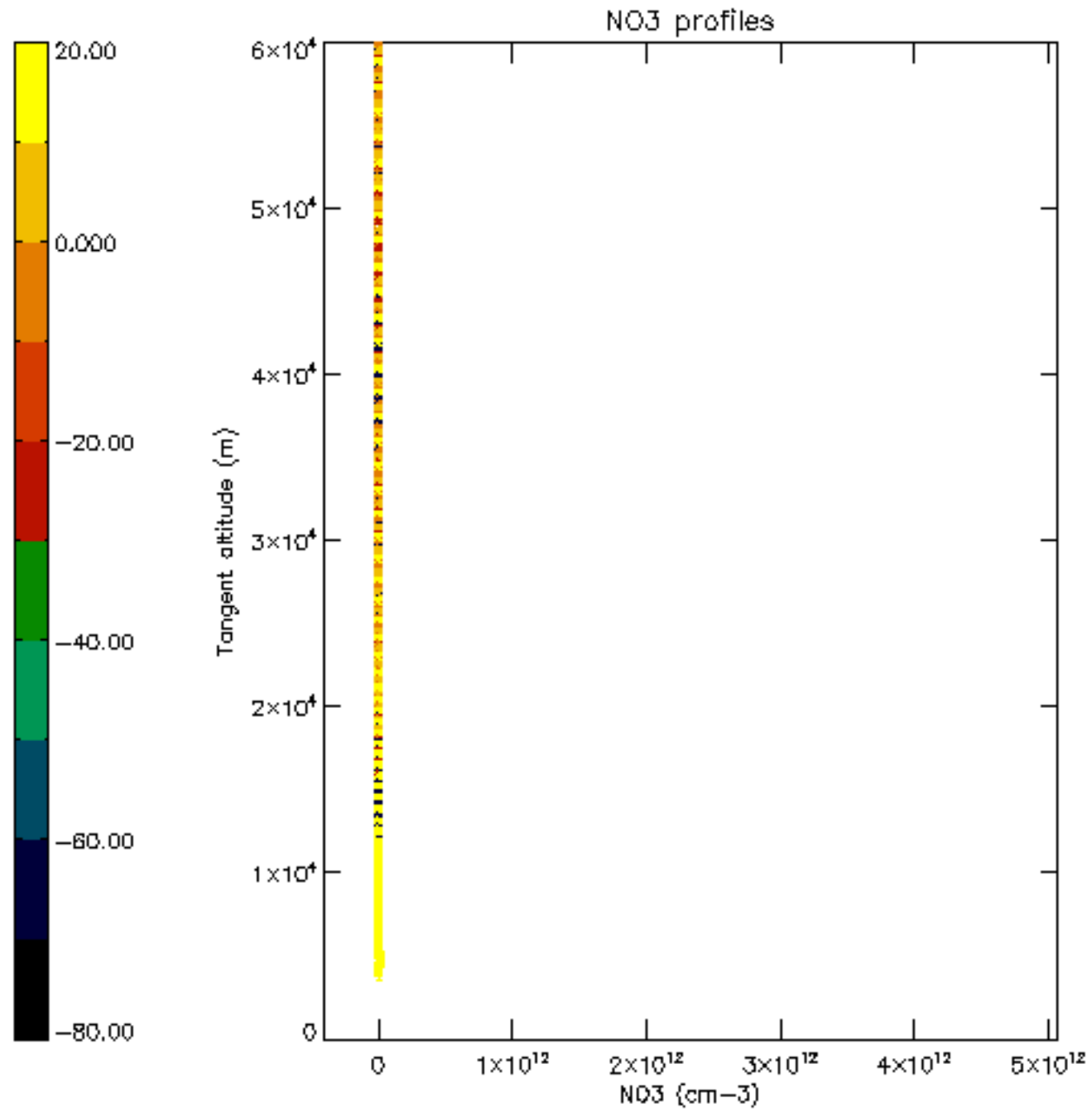


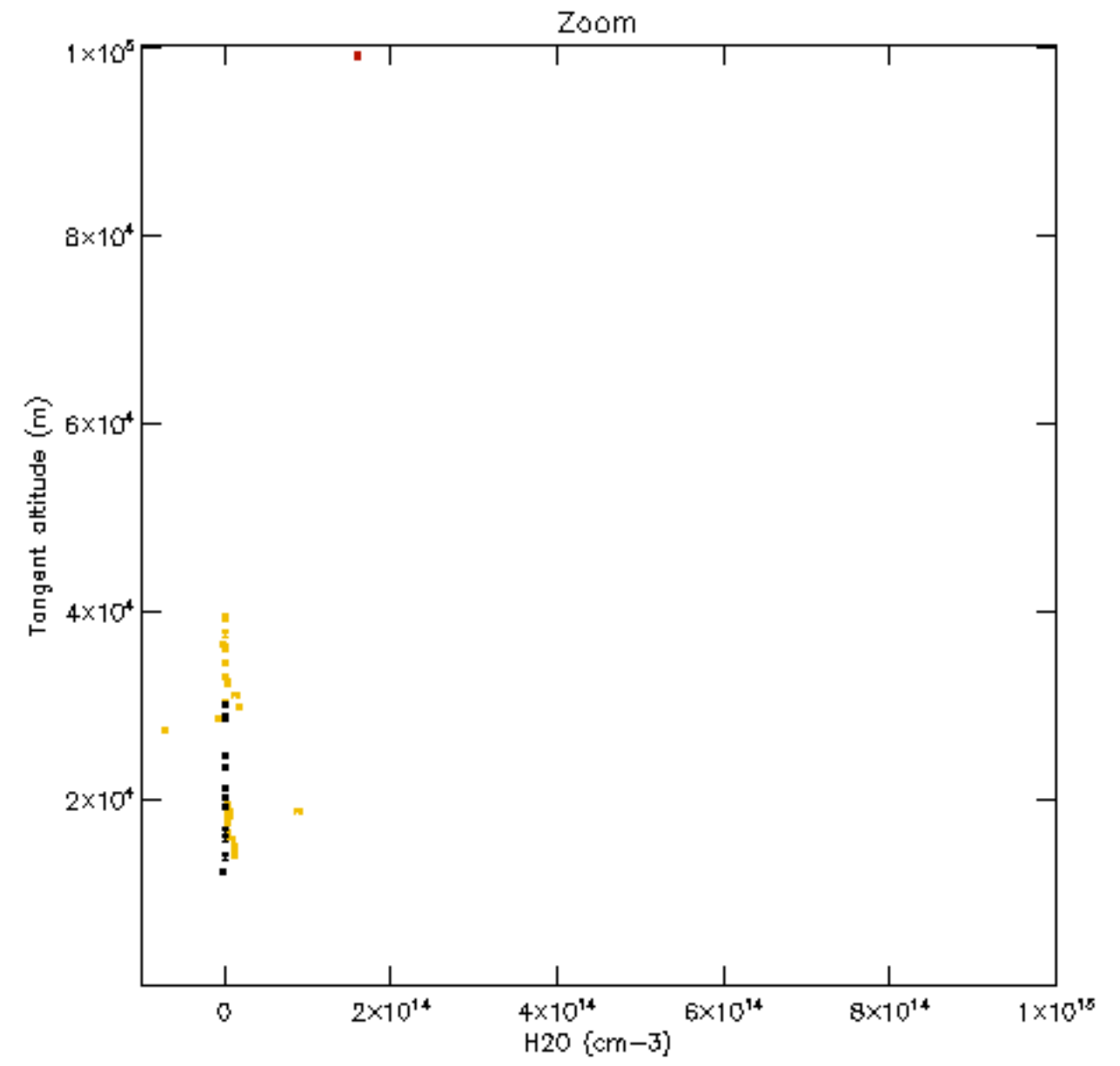
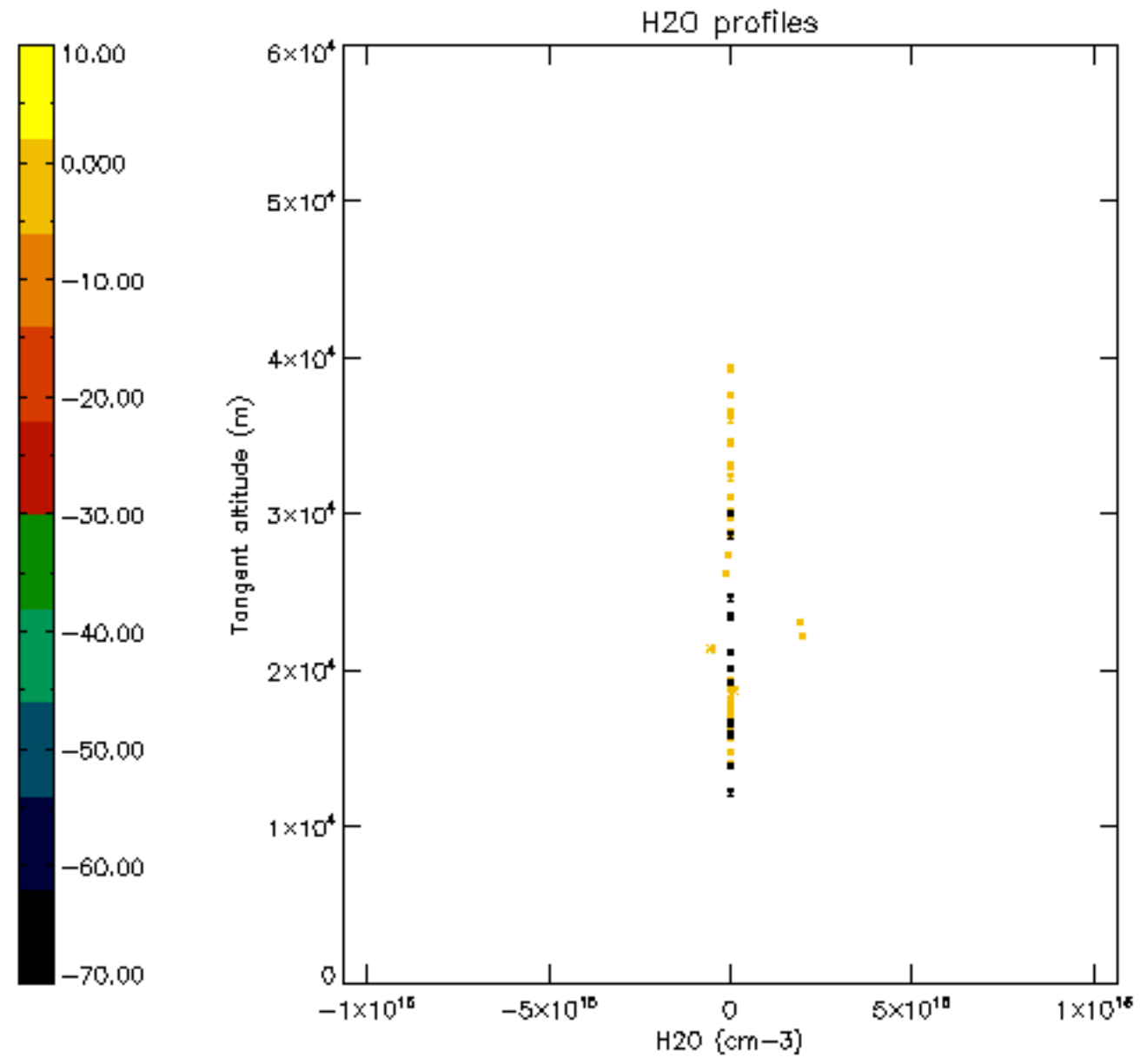


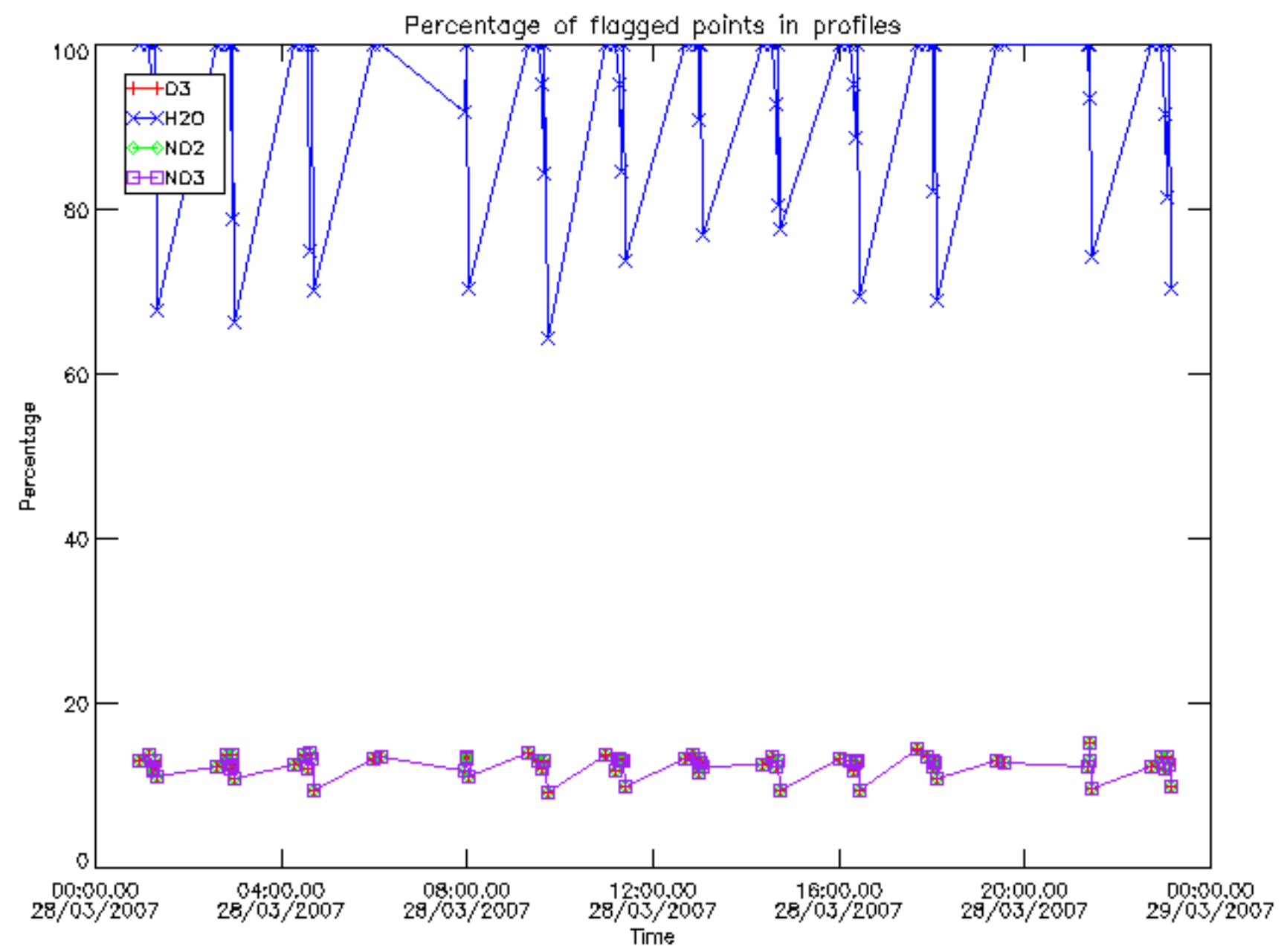




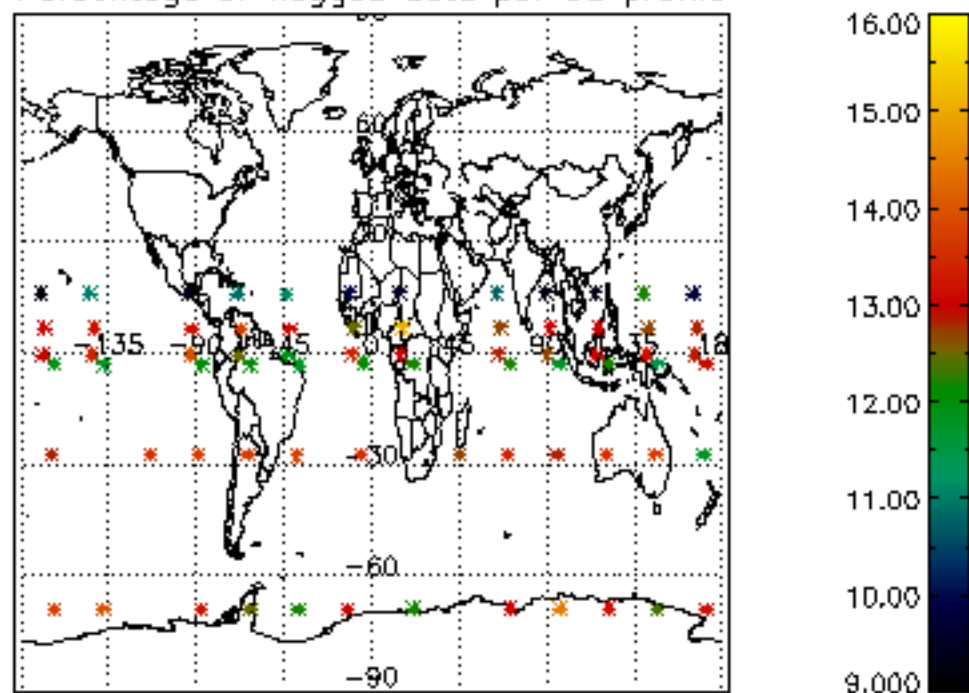




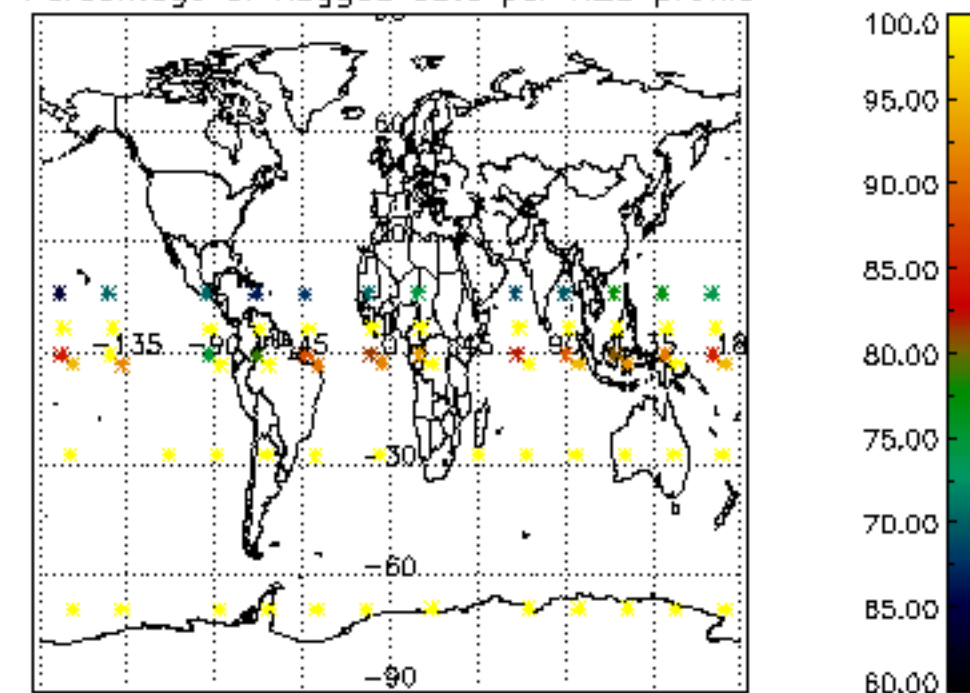




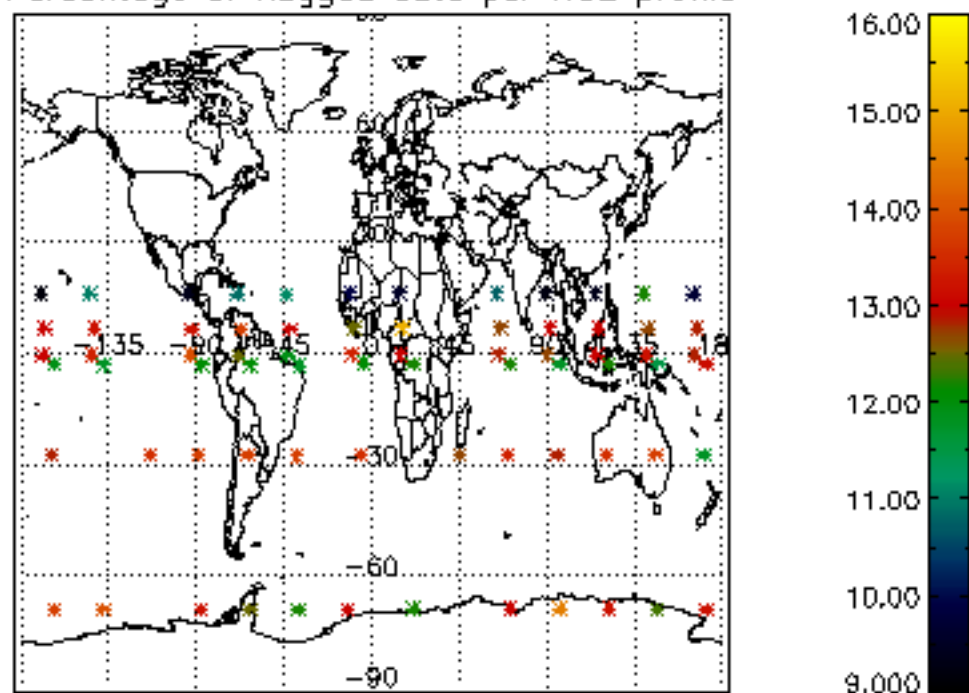
Percentage of flagged data per D3 profile



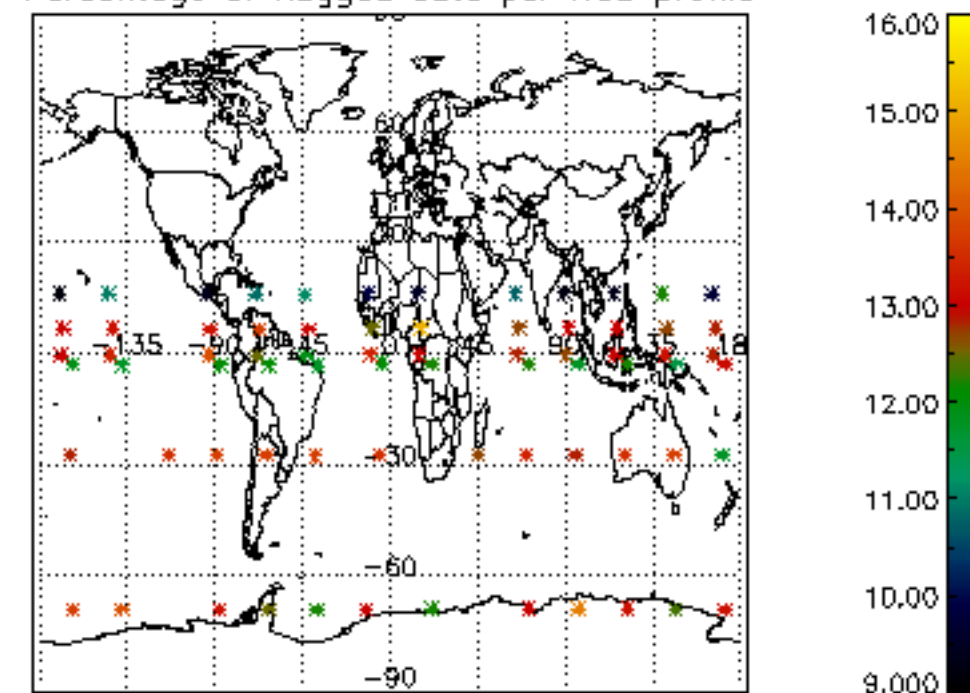
Percentage of flagged data per H2O profile

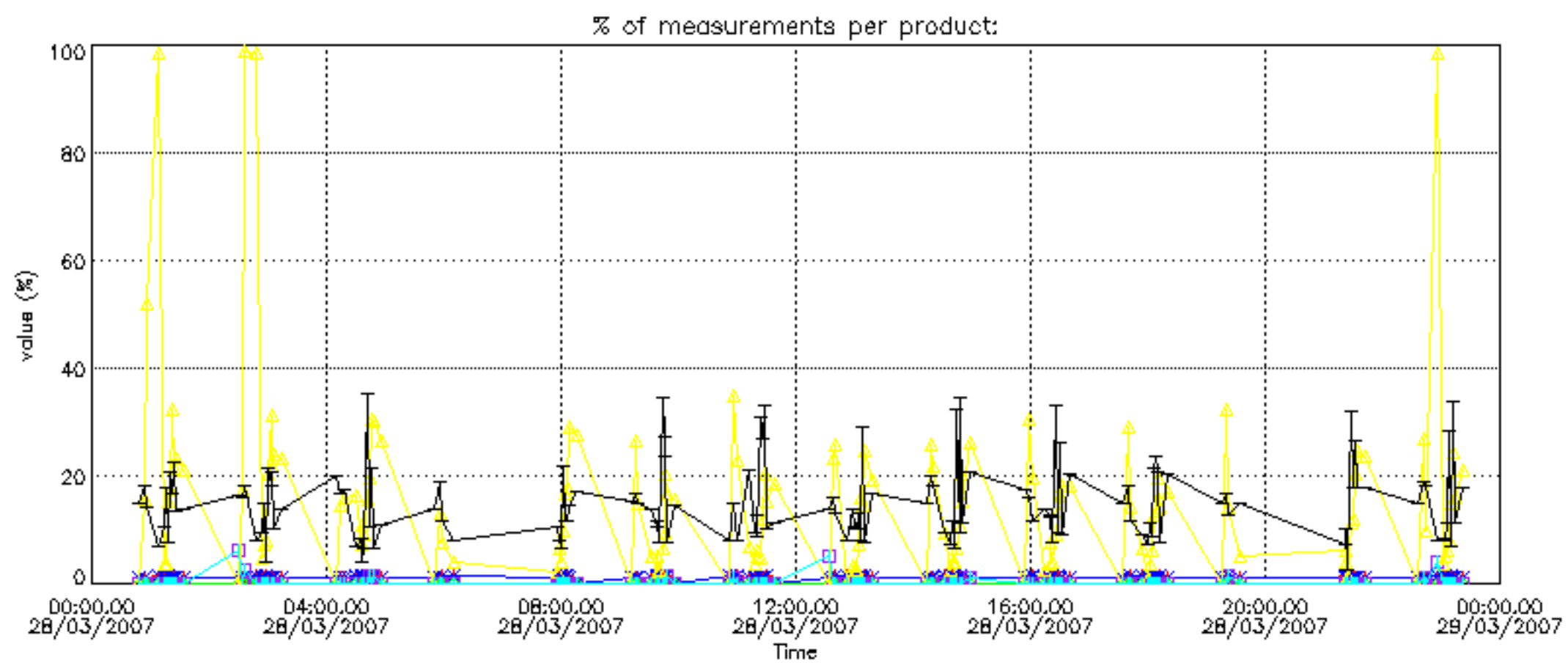
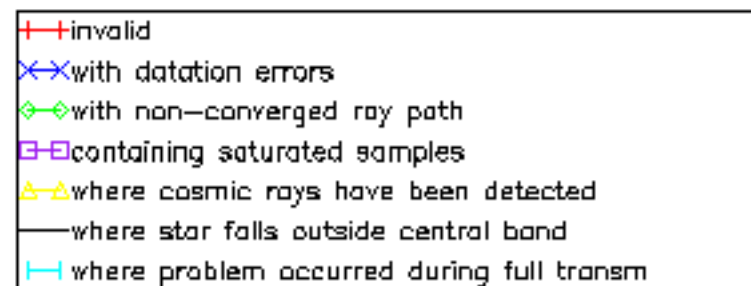


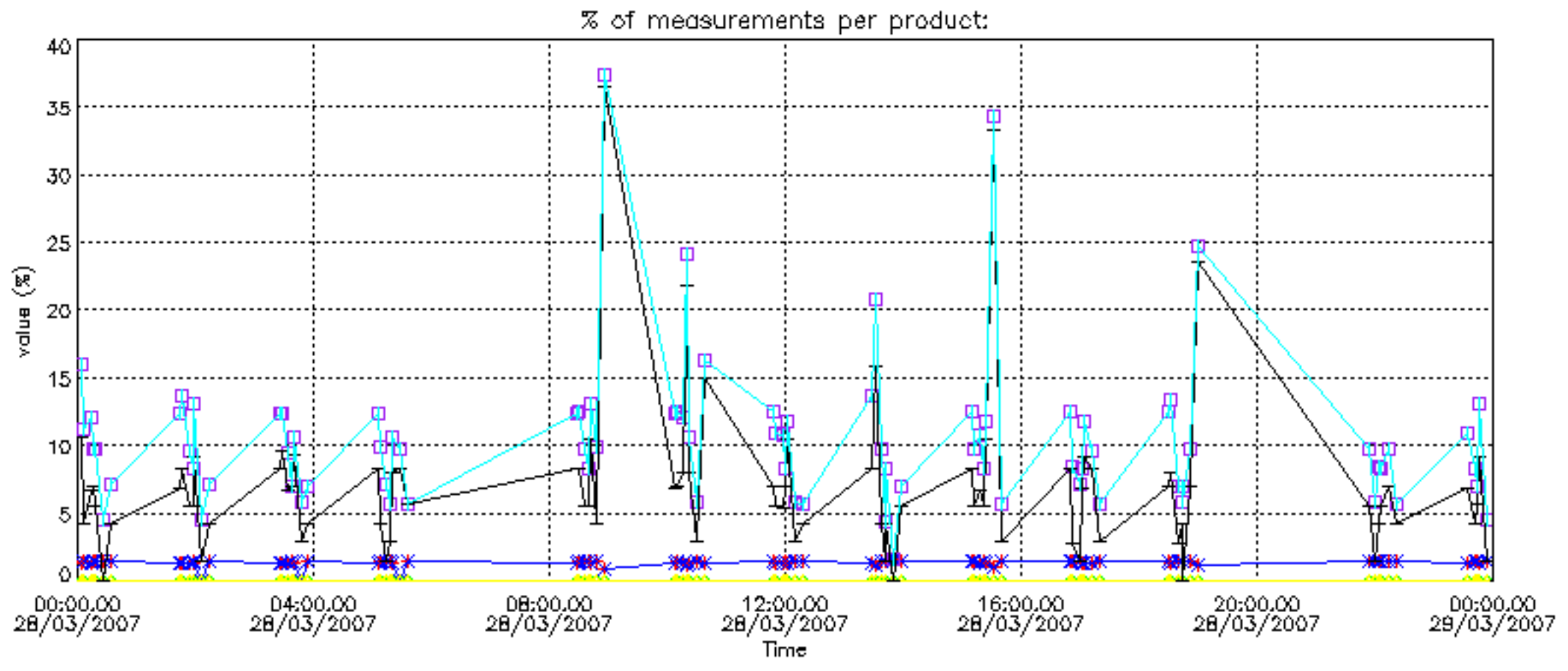
Percentage of flagged data per NO2 profile



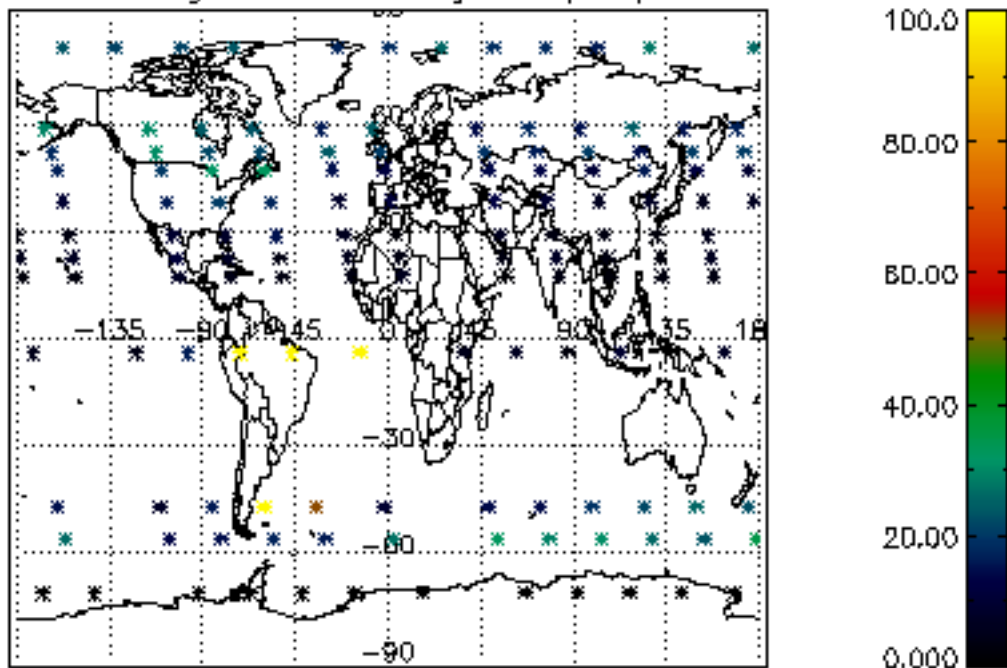
Percentage of flagged data per NO3 profile



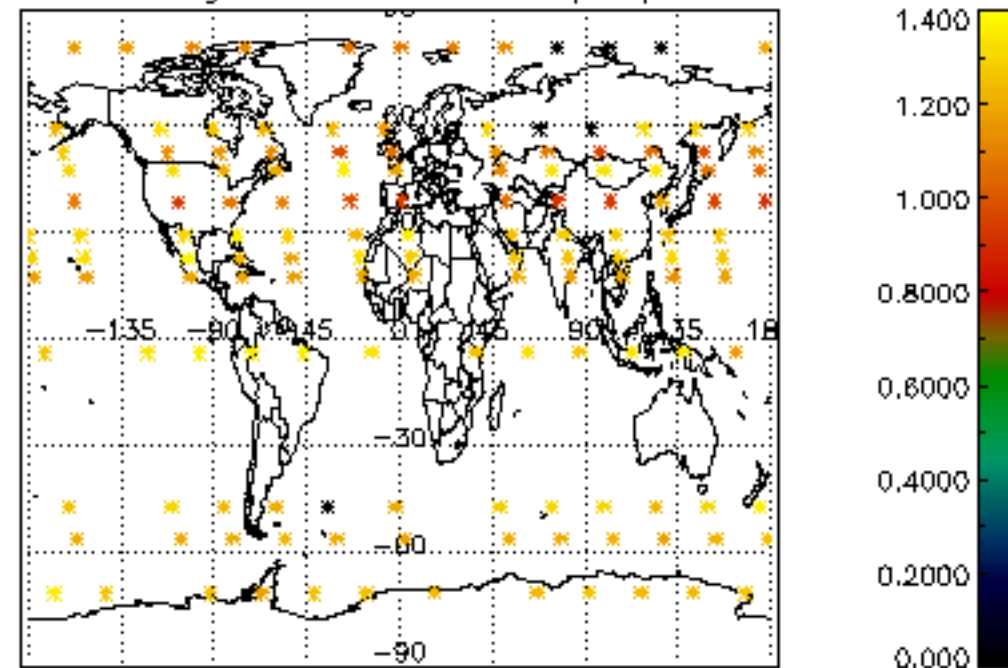




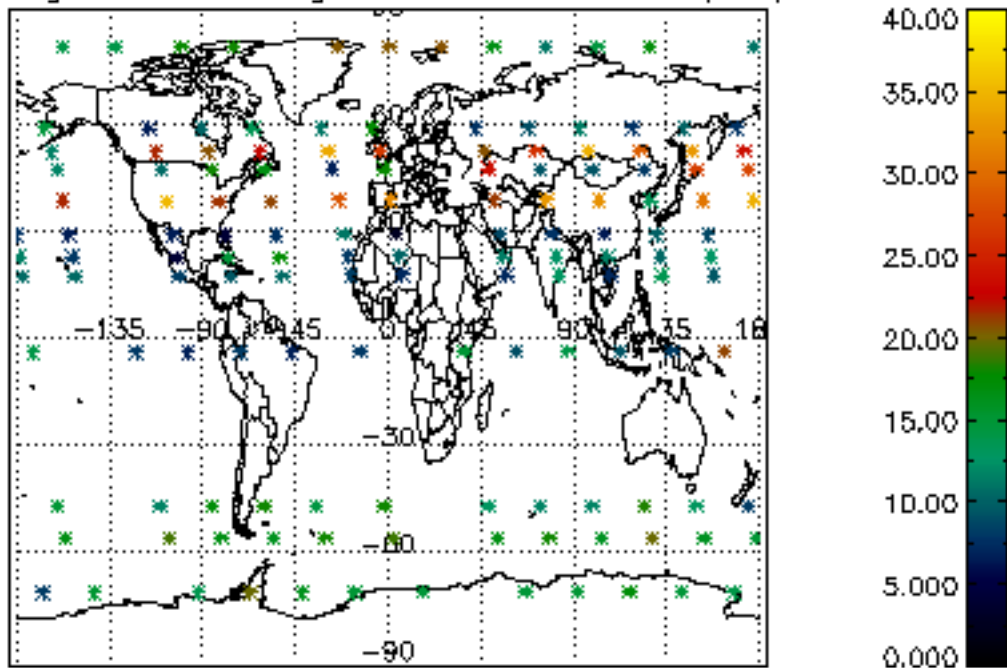
Percentage of cosmic ray hits per profile



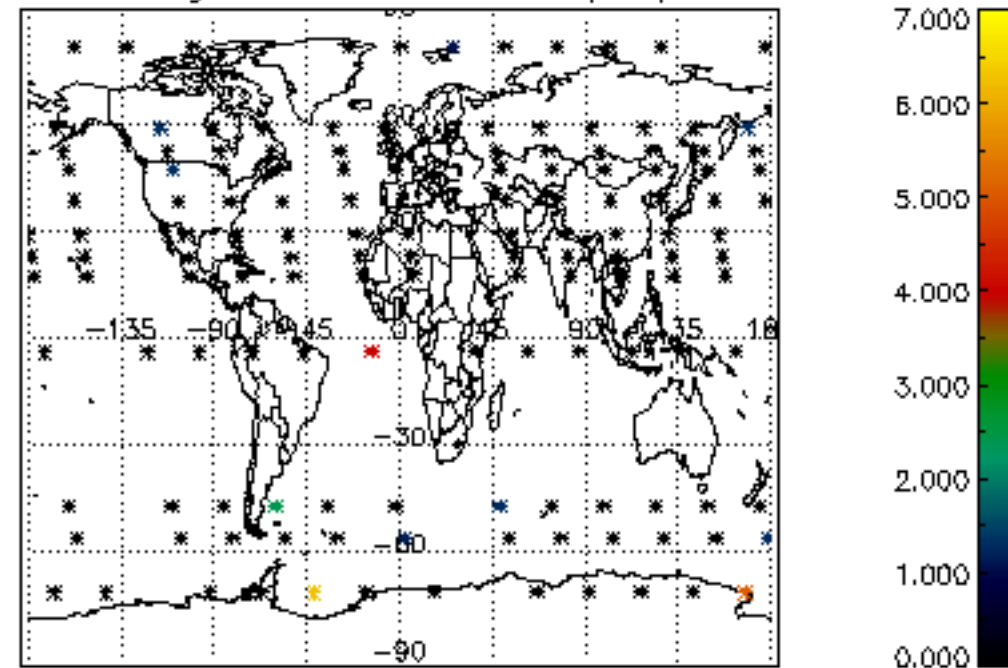
Percentage of datation errors per profile



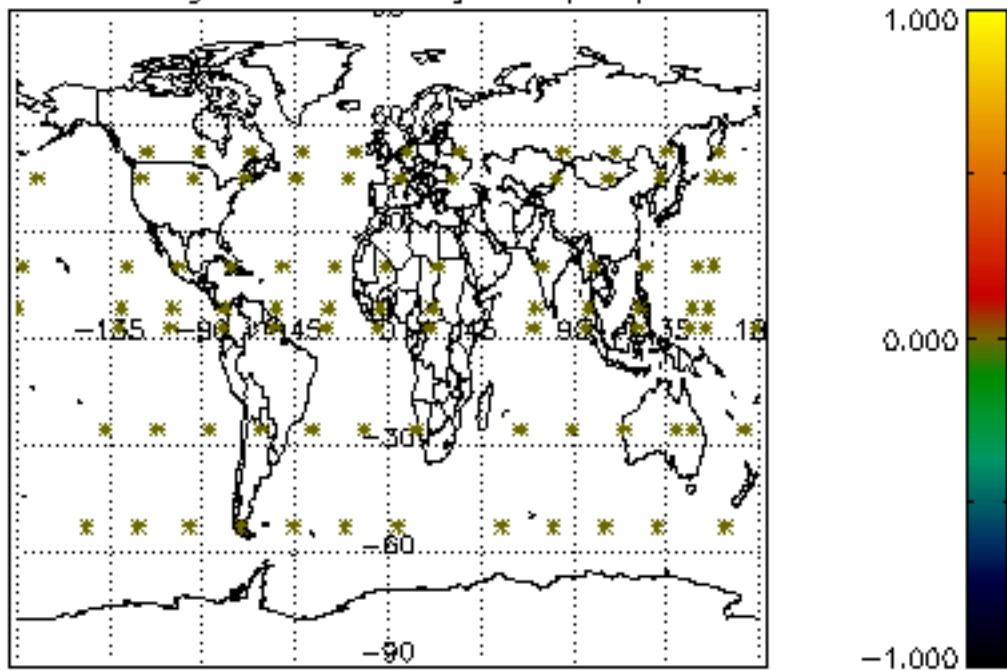
Percentage of star falling outside central band per profile



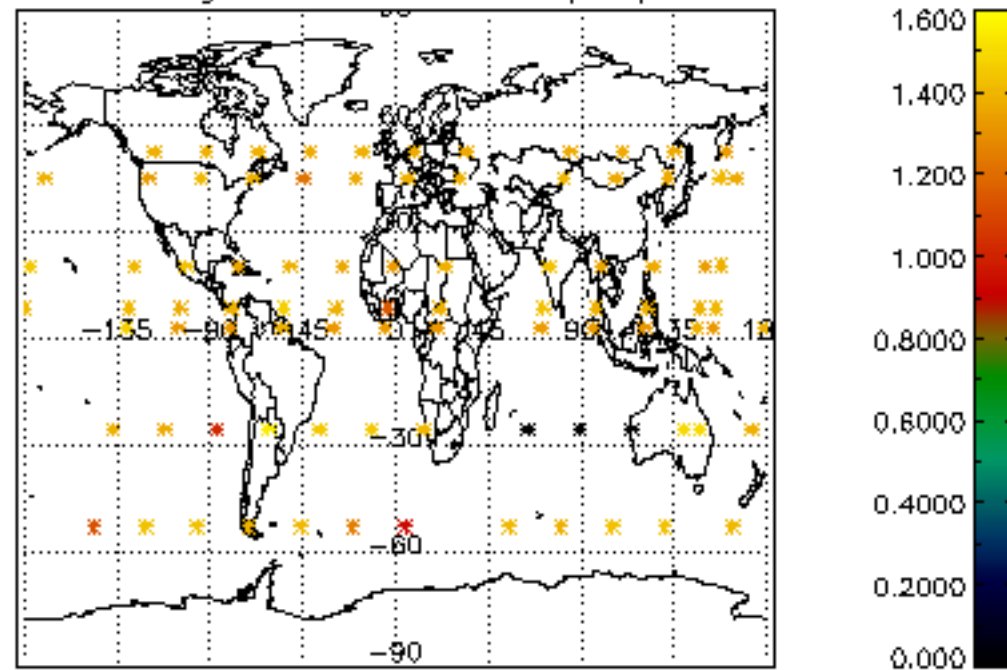
Percentage of saturation errors per profile



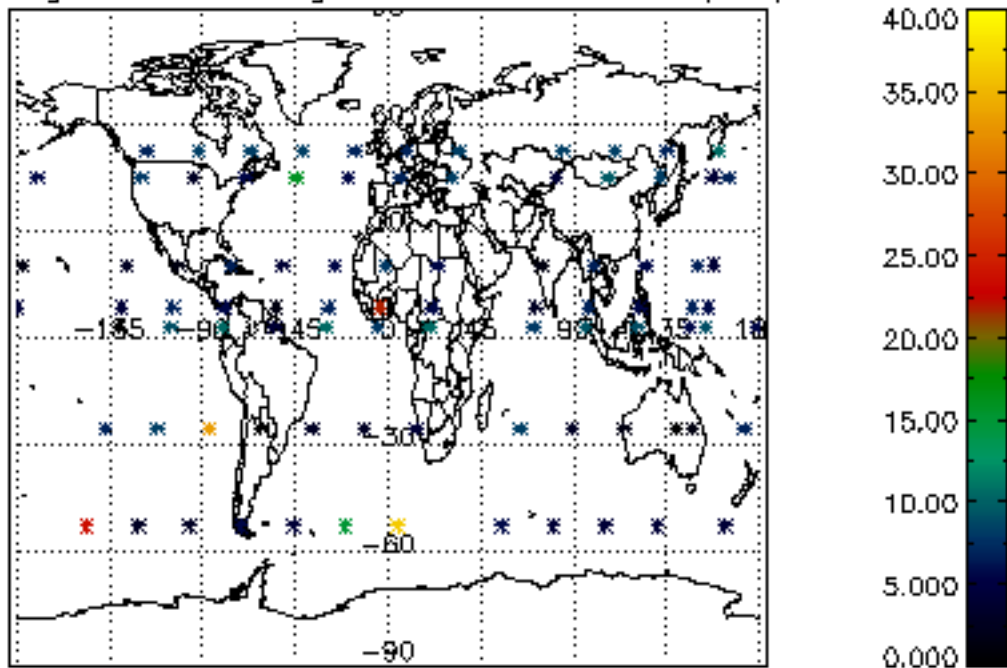
Percentage of cosmic ray hits per profile



Percentage of datation errors per profile



Percentage of star falling outside central band per profile



Percentage of saturation errors per profile

