

GOMOS Level 2 Daily Report

SUMMARY

[1. General Info](#)

[2. Summary of processed GOM_NL_2P products](#)

[3. Level 2 Quality information per product](#)

[3.1 Plot of level 2 quality information per product \(time dependant\)](#)

[3.2 Plot of level 2 quality information per product \(world map\)](#)

[4. Level 1 Quality information per product \(stored on level 2 products\)](#)

[4.1 Plot of level 1 quality information per product \(time dependant\)](#)

[4.1.1 Plot of level 1 quality information per product \(time dependant\): ASCENDING](#)

[4.1.2 Plot of level 1 quality information per product \(time dependant\): DESCENDING](#)

[4.2 Plot of level 1 quality information per product \(world map\)](#)

[4.2.1 Plot of level 1 quality information per product \(world map\): ASCENDING](#)

[4.2.2 Plot of level 1 quality information per product \(world map\): DESCENDING](#)

[5. Ozone profiles based on quality statistics and other trace gas profiles](#)

[5.1 Ozone statistics based on quality of products](#)

[5.2 Plot ozone profiles for all STD \(dark without errors\)](#)

[5.3 Plot ozone profiles where STD < 20% \(dark without errors\)](#)

[5.4. Plot ozone profiles where STD < 10% \(dark without errors\)](#)

[5.5. Plot ozone profiles where STD < 5% \(dark without errors\)](#)

[5.6 Plot NO2 profiles for all STD \(dark without errors\)](#)

[5.7 Plot NO3 profiles for all STD \(dark without errors\)](#)

[5.8 Plot H2O profiles \(only for occultations of stars 1,2,3,4,13,14,16,26,63 dark without errors\) for all STD](#)

[6. Auxiliary Data Files used for the production reported in section 2](#)

This report presents the daily analysis on parameters extracted from GOMOS level 2 data (GOM_NL__2P). It is intended to monitor some important parameters that will impact the quality of these products. A list of level 2 products (and content) that have arrived during the reporting day to the PCF is also given.

Item	Value
Time of report generation	22APR2013 17:48:47
Data source version	GOMOS/6.01
Start time of products	27-03-2007 (27MAR2007 00:00:00)
Stop time of products	28-03-2007 (28MAR2007 00:00:00)
Store outputs in DB	Yes
Nb of level 2 prods	207
Nb of prods with errors	0

2. Summary of processed GOM_NL__2P products.

Nr	Filename	UTC Start time	Limb	Duration	Star Id	Star Name	Star Mag	Star Temp	Nb Meas	Orbit	Prod. error
1	GOM_NL__2PRFIN20070327_000452_000000422056_00403_26509_4079.N1	27-MAR-2007 00:04:52	Dark	42.000	141	Bet Ara	2.8400	4600.0	84	26509	No
2	GOM_NL__2PRFIN20070327_000627_000000382056_00403_26509_4080.N1	27-MAR-2007 00:06:27	Dark	37.500	43	Alp TrA	1.9100	4250.0	75	26509	No
3	GOM_NL__2PRFIN20070327_000810_000000402056_00403_26509_4081.N1	27-MAR-2007 00:08:10	Dark	39.500	134	Bet TrA	2.8100	6600.0	79	26509	No
4	GOM_NL__2PRFIN20070327_001052_000000552056_00403_26509_4082.N1	27-MAR-2007 00:10:52	Dark	54.500	4	Alp1Cen	-0.010000	5800.0	109	26509	No
5	GOM_NL__2PRFIN20070327_001327_000000432056_00403_26509_4083.N1	27-MAR-2007 00:13:27	Straylight	43.000	12	Alp1Cru	0.77500	30000.	86	26509	No
6	GOM_NL__2PRFIN20070327_001451_000000532056_00403_26509_4084.N1	27-MAR-2007 00:14:51	Straylight	53.000	26	Gam Cru	1.6240	2900.0	106	26509	No
7	GOM_NL__2PRFIN20070327_001643_000000412056_00403_26509_4085.N1	27-MAR-2007 00:16:43	Straylight	40.500	64	Gam Cen	2.2000	10600.	81	26509	No
8	GOM_NL__2PRFIN20070327_003541_000000362056_00403_26509_4086.N1	27-MAR-2007 00:35:41	Bright	35.500	22	32Alp Leo	1.3600	15200.	71	26509	No
9	GOM_NL__2PRFIN20070327_003746_000000432056_00403_26509_4087.N1	27-MAR-2007 00:37:46	Bright	43.000	51	41Gam1Leo	2.0100	4500.0	86	26509	No
10	GOM_NL__2PRFIN20070327_004450_000000382056_00403_26509_4088.N1	27-MAR-2007 00:44:50	Bright	37.500	174	52Psi UMa	3.0040	4400.0	75	26509	No
11	GOM_NL__2PRFIN20070327_004808_000000352056_00403_26509_4089.N1	27-MAR-2007 00:48:08	Bright	34.500	82	48Bet UMa	2.3650	10600.	69	26509	No
12	GOM_NL__2PRFIN20070327_004940_000000362056_00403_26509_4090.N1	27-MAR-2007 00:49:40	Bright	36.000	36	50Alp UMa	1.8000	6300.0	72	26509	No
13	GOM_NL__2PRFIN20070327_005733_000000342056_00403_26509_4091.N1	27-MAR-2007 00:57:33	Bright	34.000	49	1Alp UMi	1.9900	6300.0	68	26509	No
14	GOM_NL__2PRFIN20070327_010520_000000352056_00403_26509_4092.N1	27-MAR-2007 01:05:20	Bright	35.000	89	5Alp Cep	2.4510	8000.0	70	26509	No
15	GOM_NL__2PRFIN20070327_012452_000000432056_00403_26509_4093.N1	27-MAR-2007 01:24:52	Twilight	42.500	154	22Bet Aqr	2.8990	5700.0	85	26509	No
16	GOM_NL__2PRFIN20070327_012730_000000402056_00403_26509_4094.N1	27-MAR-2007 01:27:30	Dark	39.500	142	49Del Cap	2.8500	8900.0	79	26509	No
17	GOM_NL__2PRFIN20070327_013938_000000382056_00403_26509_4095.N1	27-MAR-2007 01:39:38	Dark	38.000	45	Alp Pav	1.9400	26000.	76	26509	No
18	GOM_NL__2PRFIN20070327_014528_000000432056_00404_26510_4094.N1	27-MAR-2007 01:45:28	Dark	43.000	141	Bet Ara	2.8400	4600.0	86	26510	No
19	GOM_NL__2PRFIN20070327_014704_000000412056_00404_26510_4095.N1	27-MAR-2007 01:47:04	Dark	40.500	43	Alp TrA	1.9100	4250.0	81	26510	No
20	GOM_NL__2PRFIN20070327_014846_000000392056_00404_26510_4096.N1	27-MAR-2007 01:48:46	Dark	38.500	134	Bet TrA	2.8100	6600.0	77	26510	No
21	GOM_NL__2PRFIN20070327_015128_000000482056_00404_26510_4097.N1	27-MAR-2007 01:51:28	Dark	48.000	4	Alp1Cen	-0.010000	5800.0	96	26510	No
22	GOM_NL__2PRFIN20070327_015403_000000422056_00404_26510_4098.N1	27-MAR-2007 01:54:03	Straylight	42.000	12	Alp1Cru	0.77500	30000.	84	26510	No
23	GOM_NL__2PRFIN20070327_015527_000000452056_00404_26510_4099.N1	27-MAR-2007 01:55:27	Straylight	44.500	26	Gam Cru	1.6240	2900.0	89	26510	No
24	GOM_NL__2PRFIN20070327_015719_000000412056_00404_26510_4100.N1	27-MAR-2007 01:57:19	Straylight	41.000	64	Gam Cen	2.2000	10600.	82	26510	No
25	GOM_NL__2PRFIN20070327_021617_000000372056_00404_26510_4101.N1	27-MAR-2007 02:16:17	Bright	36.500	22	32Alp Leo	1.3600	15200.	73	26510	No
26	GOM_NL__2PRFIN20070327_021822_000000362056_00404_26510_4102.N1	27-MAR-2007 02:18:22	Bright	35.500	51	41Gam1Leo	2.0100	4500.0	71	26510	No
27	GOM_NL__2PRFIN20070327_022525_000000372056_00404_26510_4103.N1	27-MAR-2007 02:25:25	Bright	37.000	174	52Psi UMa	3.0040	4400.0	74	26510	No
28	GOM_NL__2PRFIN20070327_022844_000000372056_00404_26510_4104.N1	27-MAR-2007 02:28:44	Bright	36.500	82	48Bet UMa	2.3650	10600.	73	26510	No
29	GOM_NL__2PRFIN20070327_023015_000000362056_00404_26510_4105.N1	27-MAR-2007 02:30:15	Bright	36.000	36	50Alp UMa	1.8000	6300.0	72	26510	No
30	GOM_NL__2PRFIN20070327_023809_000000332056_00404_26510_4106.N1	27-MAR-2007 02:38:09	Bright	33.000	49	1Alp UMi	1.9900	6300.0	66	26510	No
31	GOM_NL__2PRFIN20070327_024556_000000352056_00404_26510_4107.N1	27-MAR-2007 02:45:56	Bright	34.500	89	5Alp Cep	2.4510	8000.0	69	26510	No
32	GOM_NL__2PRFIN20070327_030528_000000432056_00404_26510_4108.N1	27-MAR-2007 03:05:28	Twilight	43.000	154	22Bet Aqr	2.8990	5700.0	86	26510	No
33	GOM_NL__2PRFIN20070327_030806_000000402056_00404_26510_4109.N1	27-MAR-2007 03:08:06	Dark	39.500	142	49Del Cap	2.8500	8900.0	79	26510	No
34	GOM_NL__2PRFIN20070327_032014_000000382056_00404_26510_4110.N1	27-MAR-2007 03:20:14	Dark	37.500	45	Alp Pav	1.9400	26000.	75	26510	No
35	GOM_NL__2PRFIN20070327_032605_000000442056_00405_26511_4110.N1	27-MAR-2007 03:26:05	Dark	43.500	141	Bet Ara	2.8400	4600.0	87	26511	No
36	GOM_NL__2PRFIN20070327_032740_000000412056_00405_26511_4111.N1	27-MAR-2007 03:27:40	Dark	40.500	43	Alp TrA	1.9100	4250.0	81	26511	No
37	GOM_NL__2PRFIN20070327_032923_000000402056_00405_26511_4112.N1	27-MAR-2007 03:29:23	Dark	39.500	134	Bet TrA	2.8100	6600.0	79	26511	No
38	GOM_NL__2PRFIN20070327_033205_000000522056_00405_26511_4113.N1	27-MAR-2007 03:32:05	Dark	52.000	4	Alp1Cen	-0.010000	5800.0	104	26511	No
39	GOM_NL__2PRFIN20070327_033439_000000402056_00405_26511_4114.N1	27-MAR-2007 03:34:39	Straylight	40.000	12	Alp1Cru	0.77500	30000.	80	26511	No
40	GOM_NL__2PRFIN20070327_033603_000000422056_00405_26511_4115.N1	27-MAR-2007 03:36:03	Straylight	42.000	26	Gam Cru	1.6240	2900.0	84	26511	No
41	GOM_NL__2PRFIN20070327_033756_000000412056_00405_26511_4116.N1	27-MAR-2007 03:37:56	Straylight	40.500	64	Gam Cen	2.2000	10600.	81	26511	No
42	GOM_NL__2PRFIN20070327_035654_000000362056_00405_26511_4117.N1	27-MAR-2007 03:56:54	Bright	36.000	22	32Alp Leo	1.3600	15200.	72	26511	No

43	GOM_NL__2PRFIN20070327_035858_000000432056_00405_26511_4118.N1	27-MAR-2007 03:58:58	Bright	43.000	51	41Gam1Leo	2.0100	4500.0	86	26511	No
44	GOM_NL__2PRFIN20070327_040601_000000362056_00405_26511_4119.N1	27-MAR-2007 04:06:01	Bright	36.000	174	52Psi UMa	3.0040	4400.0	72	26511	No
45	GOM_NL__2PRFIN20070327_040920_000000362056_00405_26511_4120.N1	27-MAR-2007 04:09:20	Bright	35.500	82	48Bet UMa	2.3650	10600.	71	26511	No
46	GOM_NL__2PRFIN20070327_041051_000000382056_00405_26511_4121.N1	27-MAR-2007 04:10:51	Bright	38.000	36	50Alp UMa	1.8000	6300.0	76	26511	No
47	GOM_NL__2PRFIN20070327_041845_000000352056_00405_26511_4122.N1	27-MAR-2007 04:18:45	Bright	35.000	49	1Alp UMi	1.9900	6300.0	70	26511	No
48	GOM_NL__2PRFIN20070327_042632_000000362056_00405_26511_4123.N1	27-MAR-2007 04:26:32	Bright	35.500	89	5Alp Cep	2.4510	8000.0	71	26511	No
49	GOM_NL__2PRFIN20070327_044604_000000422056_00405_26511_4124.N1	27-MAR-2007 04:46:04	Twilight	42.000	154	22Bet Aqr	2.8990	5700.0	84	26511	No
50	GOM_NL__2PRFIN20070327_044842_000000382056_00405_26511_4125.N1	27-MAR-2007 04:48:42	Dark	38.000	142	49Del Cap	2.8500	8900.0	76	26511	No
51	GOM_NL__2PRFIN20070327_050050_000000412056_00405_26511_4126.N1	27-MAR-2007 05:00:50	Dark	41.000	45	Alp Pav	1.9400	26000.	82	26511	No
52	GOM_NL__2PRFIN20070327_064718_000000422056_00407_26513_4136.N1	27-MAR-2007 06:47:18	Dark	42.000	141	Bet Ara	2.8400	4600.0	84	26513	No
53	GOM_NL__2PRFIN20070327_064853_000000392056_00407_26513_4137.N1	27-MAR-2007 06:48:53	Dark	38.500	43	Alp TrA	1.9100	4250.0	77	26513	No
54	GOM_NL__2PRFIN20070327_065036_000000382056_00407_26513_4138.N1	27-MAR-2007 06:50:36	Dark	38.000	134	Bet TrA	2.8100	6600.0	76	26513	No
55	GOM_NL__2PRFIN20070327_065318_000000562056_00407_26513_4139.N1	27-MAR-2007 06:53:18	Dark	56.000	4	Alp1Cen	-0.010000	5800.0	112	26513	No
56	GOM_NL__2PRFIN20070327_065552_000000422056_00407_26513_4140.N1	27-MAR-2007 06:55:52	Straylight	42.000	12	Alp1Cru	0.77500	30000.	84	26513	No
57	GOM_NL__2PRFIN20070327_065716_000000432056_00407_26513_4141.N1	27-MAR-2007 06:57:16	Straylight	43.000	26	Gam Cru	1.6240	2900.0	86	26513	No
58	GOM_NL__2PRFIN20070327_065908_000000402056_00407_26513_4142.N1	27-MAR-2007 06:59:08	Straylight	39.500	64	Gam Cen	2.2000	10600.	79	26513	No
59	GOM_NL__2PRFIN20070327_071806_000000372056_00407_26513_4143.N1	27-MAR-2007 07:18:06	Bright	36.500	22	32Alp Leo	1.3600	15200.	73	26513	No
60	GOM_NL__2PRFIN20070327_072010_000000362056_00407_26513_4144.N1	27-MAR-2007 07:20:10	Bright	35.500	51	41Gam1Leo	2.0100	4500.0	71	26513	No
61	GOM_NL__2PRFIN20070327_072713_000000382056_00407_26513_4145.N1	27-MAR-2007 07:27:13	Bright	38.000	174	52Psi UMa	3.0040	4400.0	76	26513	No
62	GOM_NL__2PRFIN20070327_073032_000000362056_00407_26513_4146.N1	27-MAR-2007 07:30:32	Bright	35.500	82	48Bet UMa	2.3650	10600.	71	26513	No
63	GOM_NL__2PRFIN20070327_073203_000000372056_00407_26513_4147.N1	27-MAR-2007 07:32:03	Bright	37.000	36	50Alp UMa	1.8000	6300.0	74	26513	No
64	GOM_NL__2PRFIN20070327_073957_000000362056_00407_26513_4148.N1	27-MAR-2007 07:39:57	Bright	36.000	49	1Alp UMi	1.9900	6300.0	72	26513	No
65	GOM_NL__2PRFIN20070327_074744_000000352056_00407_26513_4149.N1	27-MAR-2007 07:47:44	Bright	34.500	89	5Alp Cep	2.4510	8000.0	69	26513	No
66	GOM_NL__2PRFIN20070327_080717_000000412056_00407_26513_4150.N1	27-MAR-2007 08:07:17	Twilight	41.000	154	22Bet Aqr	2.8990	5700.0	82	26513	No
67	GOM_NL__2PRFIN20070327_080955_000000392056_00407_26513_4151.N1	27-MAR-2007 08:09:55	Dark	38.500	142	49Del Cap	2.8500	8900.0	77	26513	No
68	GOM_NL__2PRFIN20070327_082203_000000372056_00407_26513_4152.N1	27-MAR-2007 08:22:03	Dark	37.000	45	Alp Pav	1.9400	26000.	74	26513	No
69	GOM_NL__2PRFIN20070327_082755_000000442056_00408_26514_4158.N1	27-MAR-2007 08:27:55	Dark	43.500	141	Bet Ara	2.8400	4600.0	87	26514	No
70	GOM_NL__2PRFIN20070327_082929_000000482056_00408_26514_4159.N1	27-MAR-2007 08:29:29	Dark	48.000	43	Alp TrA	1.9100	4250.0	96	26514	No
71	GOM_NL__2PRFIN20070327_083112_000000402056_00408_26514_4160.N1	27-MAR-2007 08:31:12	Dark	39.500	134	Bet TrA	2.8100	6600.0	79	26514	No
72	GOM_NL__2PRFIN20070327_083354_000000562056_00408_26514_4161.N1	27-MAR-2007 08:33:54	Dark	55.500	4	Alp1Cen	-0.010000	5800.0	111	26514	No
73	GOM_NL__2PRFIN20070327_083628_000000442056_00408_26514_4162.N1	27-MAR-2007 08:36:28	Straylight	44.000	12	Alp1Cru	0.77500	30000.	88	26514	No
74	GOM_NL__2PRFIN20070327_083752_000000462056_00408_26514_4163.N1	27-MAR-2007 08:37:52	Straylight	46.000	26	Gam Cru	1.6240	2900.0	92	26514	No
75	GOM_NL__2PRFIN20070327_083945_000000392056_00408_26514_4164.N1	27-MAR-2007 08:39:45	Straylight	38.500	64	Gam Cen	2.2000	10600.	77	26514	No
76	GOM_NL__2PRFIN20070327_085842_000000442056_00408_26514_4165.N1	27-MAR-2007 08:58:42	Bright	43.500	22	32Alp Leo	1.3600	15200.	87	26514	No
77	GOM_NL__2PRFIN20070327_090046_000000372056_00408_26514_4166.N1	27-MAR-2007 09:00:46	Bright	36.500	51	41Gam1Leo	2.0100	4500.0	73	26514	No
78	GOM_NL__2PRFIN20070327_090749_000000372056_00408_26514_4167.N1	27-MAR-2007 09:07:49	Bright	37.000	174	52Psi UMa	3.0040	4400.0	74	26514	No
79	GOM_NL__2PRFIN20070327_091107_000000452056_00408_26514_4168.N1	27-MAR-2007 09:11:07	Bright	45.000	82	48Bet UMa	2.3650	10600.	90	26514	No
80	GOM_NL__2PRFIN20070327_091239_000000382056_00408_26514_4169.N1	27-MAR-2007 09:12:39	Bright	37.500	36	50Alp UMa	1.8000	6300.0	75	26514	No
81	GOM_NL__2PRFIN20070327_092033_000000362056_00408_26514_4170.N1	27-MAR-2007 09:20:33	Bright	35.500	49	1Alp UMi	1.9900	6300.0	71	26514	No
82	GOM_NL__2PRFIN20070327_092819_000000402056_00408_26514_4171.N1	27-MAR-2007 09:28:19	Bright	40.000	89	5Alp Cep	2.4510	8000.0	80	26514	No
83	GOM_NL__2PRFIN20070327_094323_000000392056_00408_26514_4172.N1	27-MAR-2007 09:43:23	Bright	38.500	61	8Eps Peg	2.1000	3900.0	77	26514	No
84	GOM_NL__2PRFIN20070327_094753_000000422056_00408_26514_4173.N1	27-MAR-2007 09:47:53	Twilight	42.000	154	22Bet Aqr	2.8990	5700.0	84	26514	No
85	GOM_NL__2PRFIN20070327_095031_000000392056_00408_26514_4174.N1	27-MAR-2007 09:50:31	Dark	38.500	142	49Del Cap	2.8500	8900.0	77	26514	No
86	GOM_NL__2PRFIN20070327_100239_000000402056_00408_26514_4175.N1	27-MAR-2007 10:02:39	Dark	39.500	45	Alp Pav	1.9400	26000.	79	26514	No
87	GOM_NL__2PRFIN20070327_100832_000000402056_00409_26515_4209.N1	27-MAR-2007 10:08:32	Dark	40.000	141	Bet Ara	2.8400	4600.0	80	26515	No
88	GOM_NL__2PRFIN20070327_101005_000000382056_00409_26515_4210.N1	27-MAR-2007 10:10:05	Dark	37.500	43	Alp TrA	1.9100	4250.0	75	26515	No
89	GOM_NL__2PRFIN20070327_101149_000000382056_00409_26515_4211.N1	27-MAR-2007 10:11:49	Dark	37.500	134	Bet TrA	2.8100	6600.0	75	26515	No
90	GOM_NL__2PRFIN20070327_101431_000000552056_00409_26515_4212.N1	27-MAR-2007 10:14:31	Dark	55.000	4	Alp1Cen	-0.010000	5800.0	110	26515	No
91	GOM_NL__2PRFIN20070327_101704_000000462056_00409_26515_4213.N1	27-MAR-2007 10:17:04	Straylight	45.500	12	Alp1Cru	0.77500	30000.	91	26515	No
92	GOM_NL__2PRFIN20070327_101828_000000442056_00409_26515_4214.N1	27-MAR-2007 10:18:28	Straylight	43.500	26	Gam Cru	1.6240	2900.0	87	26515	No
93	GOM_NL__2PRFIN20070327_102021_000000432056_00409_26515_4215.N1	27-MAR-2007 10:20:21	Straylight	43.000	64	Gam Cen	2.2000	10600.	86	26515	No
94	GOM_NL__2PRFIN20070327_103918_000000362056_00409_26515_4216.N1	27-MAR-2007 10:39:18	Bright	35.500	22	32Alp Leo	1.3600	15200.	71	26515	No
95	GOM_NL__2PRFIN20070327_104122_000000372056_00409_26515_4217.N1	27-MAR-2007 10:41:22	Bright	37.000	51	41Gam1Leo	2.0100	4500.0	74	26515	No
96	GOM_NL__2PRFIN20070327_104824_000000382056_00409_26515_4218.N1	27-MAR-2007 10:48:24	Bright	37.500	174	52Psi UMa	3.0040	4400.0	75	26515	No
97	GOM_NL__2PRFIN20070327_105143_000000382056_00409_26515_4219.N1	27-MAR-2007 10:51:43	Bright	37.500	82	48Bet UMa	2.3650	10600.	75	26515	No
98	GOM_NL__2PRFIN20070327_105315_000000382056_00409_26515_4220.N1	27-MAR-2007 10:53:15	Bright	38.000	36	50Alp UMa	1.8000	6300.0	76	26515	No
99	GOM_NL__2PRFIN20070327_110109_000000362056_00409_26515_4221.N1	27-MAR-2007 11:01:09	Bright	35.500	49	1Alp UMi	1.9900	6300.0	71	26515	No
100	GOM_NL__2PRFIN20070327_110855_000000362056_00409_26515_4222.N1	27-MAR-2007 11:08:55	Bright	35.500	89	5Alp Cep	2.4510	8000.0	71	26515	No
101	GOM_NL__2PRFIN20070327_112359_000000362056_00409_26515_4223.N1	27-MAR-2007 11:23:59	Bright	36.000	61	8Eps Peg	2.1000	3900.0	72	26515	No

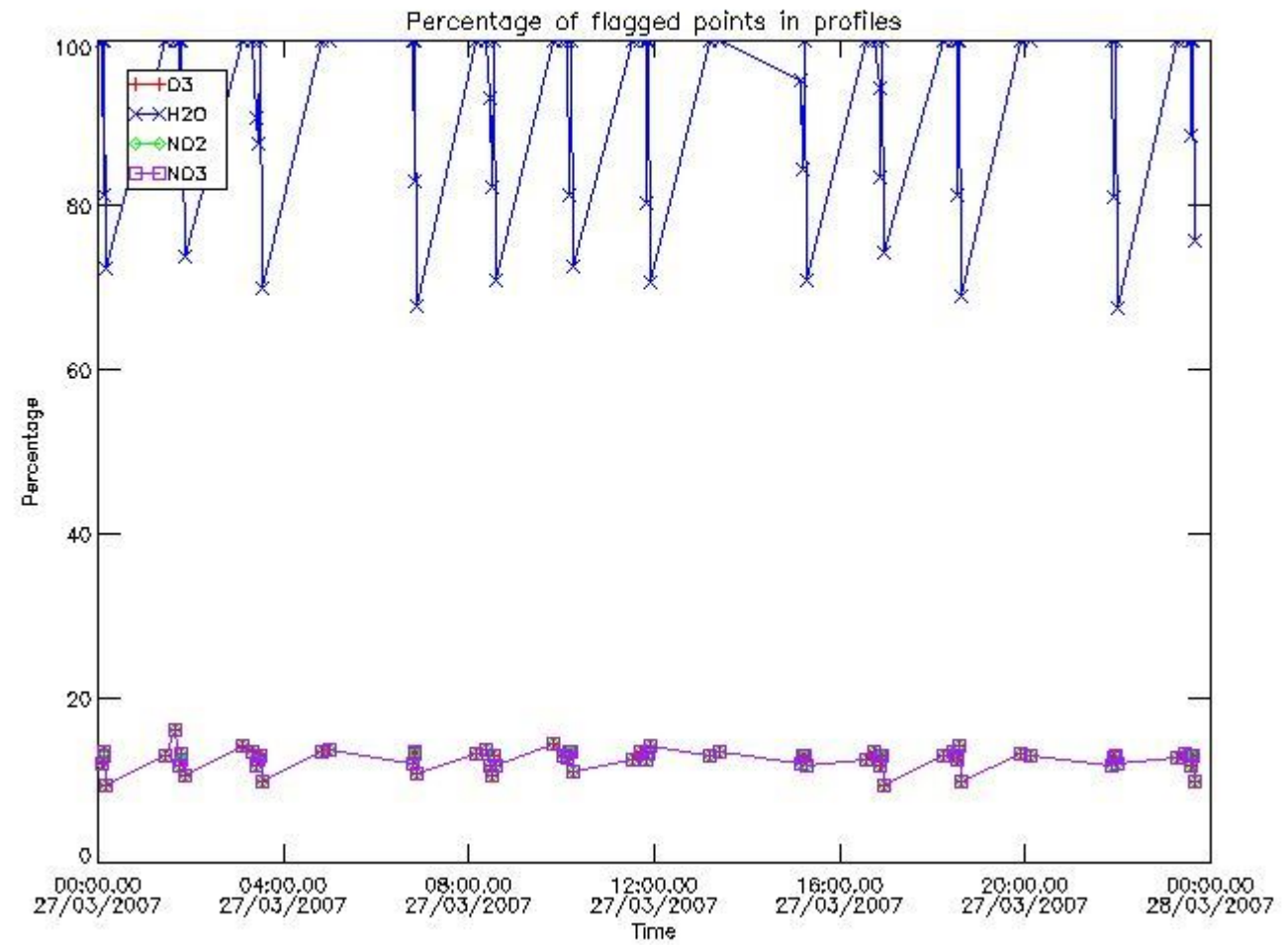
102	GOM_NL__2PRFIN20070327_112829_000000402056_00409_26515_4224.N1	27-MAR-2007 11:28:29	Twilight	40.000	154	22Bet Aqr	2.8990	5700.0	80	26515	No
103	GOM_NL__2PRFIN20070327_113107_000000412056_00409_26515_4225.N1	27-MAR-2007 11:31:07	Dark	40.500	142	49Del Cap	2.8500	8900.0	81	26515	No
104	GOM_NL__2PRFIN20070327_114315_000000382056_00409_26515_4226.N1	27-MAR-2007 11:43:15	Dark	38.000	45	Alp Pav	1.9400	26000.	76	26515	No
105	GOM_NL__2PRFIN20070327_114908_000000412056_00410_26516_4277.N1	27-MAR-2007 11:49:08	Dark	41.000	141	Bet Ara	2.8400	4600.0	82	26516	No
106	GOM_NL__2PRFIN20070327_115042_000000412056_00410_26516_4278.N1	27-MAR-2007 11:50:42	Dark	41.000	43	Alp TrA	1.9100	4250.0	82	26516	No
107	GOM_NL__2PRFIN20070327_115225_000000392056_00410_26516_4279.N1	27-MAR-2007 11:52:25	Dark	38.500	134	Bet TrA	2.8100	6600.0	77	26516	No
108	GOM_NL__2PRFIN20070327_115507_000000432056_00410_26516_4280.N1	27-MAR-2007 11:55:07	Dark	43.000	4	Alp1Cen	-0.010000	5800.0	86	26516	No
109	GOM_NL__2PRFIN20070327_115740_000000472056_00410_26516_4281.N1	27-MAR-2007 11:57:40	Straylight	46.500	12	Alp1Cru	0.77500	30000.	93	26516	No
110	GOM_NL__2PRFIN20070327_115904_000000452056_00410_26516_4282.N1	27-MAR-2007 11:59:04	Straylight	45.000	26	Gam Cru	1.6240	2900.0	90	26516	No
111	GOM_NL__2PRFIN20070327_120057_000000402056_00410_26516_4283.N1	27-MAR-2007 12:00:57	Straylight	40.000	64	Gam Cen	2.2000	10600.	80	26516	No
112	GOM_NL__2PRFIN20070327_120904_000000272056_00410_26516_4284.N1	27-MAR-2007 12:09:04	Twilight	26.500	171	2Eps Crv	3.0010	4250.0	53	26516	No
113	GOM_NL__2PRFIN20070327_121954_000000362056_00410_26516_4285.N1	27-MAR-2007 12:19:54	Bright	35.500	22	32Alp Leo	1.3600	15200.	71	26516	No
114	GOM_NL__2PRFIN20070327_122158_000000362056_00410_26516_4286.N1	27-MAR-2007 12:21:58	Bright	36.000	51	41Gam1Leo	2.0100	4500.0	72	26516	No
115	GOM_NL__2PRFIN20070327_122900_000000362056_00410_26516_4287.N1	27-MAR-2007 12:29:00	Bright	35.500	174	52Psi UMa	3.0040	4400.0	71	26516	No
116	GOM_NL__2PRFIN20070327_123219_000000352056_00410_26516_4288.N1	27-MAR-2007 12:32:19	Bright	34.500	82	48Bet UMa	2.3650	10600.	69	26516	No
117	GOM_NL__2PRFIN20070327_123350_000000382056_00410_26516_4289.N1	27-MAR-2007 12:33:50	Bright	38.000	36	50Alp UMa	1.8000	6300.0	76	26516	No
118	GOM_NL__2PRFIN20070327_124145_000000342056_00410_26516_4290.N1	27-MAR-2007 12:41:45	Bright	34.000	49	1Alp UMi	1.9900	6300.0	68	26516	No
119	GOM_NL__2PRFIN20070327_124931_000000362056_00410_26516_4291.N1	27-MAR-2007 12:49:31	Bright	35.500	89	5Alp Cep	2.4510	8000.0	71	26516	No
120	GOM_NL__2PRFIN20070327_130435_000000392056_00410_26516_4292.N1	27-MAR-2007 13:04:35	Bright	38.500	61	8Eps Peg	2.1000	3900.0	77	26516	No
121	GOM_NL__2PRFIN20070327_130905_000000402056_00410_26516_4293.N1	27-MAR-2007 13:09:05	Twilight	40.000	154	22Bet Aqr	2.8990	5700.0	80	26516	No
122	GOM_NL__2PRFIN20070327_131143_000000392056_00410_26516_4294.N1	27-MAR-2007 13:11:43	Dark	39.000	142	49Del Cap	2.8500	8900.0	78	26516	No
123	GOM_NL__2PRFIN20070327_132352_000000382056_00410_26516_4295.N1	27-MAR-2007 13:23:52	Dark	38.000	45	Alp Pav	1.9400	26000.	76	26516	No
124	GOM_NL__2PRFIN20070327_151021_000000432056_00412_26518_4322.N1	27-MAR-2007 15:10:21	Dark	42.500	141	Bet Ara	2.8400	4600.0	85	26518	No
125	GOM_NL__2PRFIN20070327_151154_000000392056_00412_26518_4323.N1	27-MAR-2007 15:11:54	Dark	39.000	43	Alp TrA	1.9100	4250.0	78	26518	No
126	GOM_NL__2PRFIN20070327_151338_000000392056_00412_26518_4324.N1	27-MAR-2007 15:13:38	Dark	39.000	134	Bet TrA	2.8100	6600.0	78	26518	No
127	GOM_NL__2PRFIN20070327_151620_000000442056_00412_26518_4325.N1	27-MAR-2007 15:16:20	Dark	43.500	4	Alp1Cen	-0.010000	5800.0	87	26518	No
128	GOM_NL__2PRFIN20070327_151853_000000392056_00412_26518_4326.N1	27-MAR-2007 15:18:53	Straylight	39.000	12	Alp1Cru	0.77500	30000.	78	26518	No
129	GOM_NL__2PRFIN20070327_152017_000000462056_00412_26518_4327.N1	27-MAR-2007 15:20:17	Straylight	45.500	26	Gam Cru	1.6240	2900.0	91	26518	No
130	GOM_NL__2PRFIN20070327_152210_000000392056_00412_26518_4328.N1	27-MAR-2007 15:22:10	Straylight	38.500	64	Gam Cen	2.2000	10600.	77	26518	No
131	GOM_NL__2PRFIN20070327_153016_000000352056_00412_26518_4329.N1	27-MAR-2007 15:30:16	Twilight	35.000	171	2Eps Crv	3.0010	4250.0	70	26518	No
132	GOM_NL__2PRFIN20070327_154106_000000372056_00412_26518_4330.N1	27-MAR-2007 15:41:06	Bright	36.500	22	32Alp Leo	1.3600	15200.	73	26518	No
133	GOM_NL__2PRFIN20070327_154310_000000362056_00412_26518_4331.N1	27-MAR-2007 15:43:10	Bright	35.500	51	41Gam1Leo	2.0100	4500.0	71	26518	No
134	GOM_NL__2PRFIN20070327_155012_000000372056_00412_26518_4332.N1	27-MAR-2007 15:50:12	Bright	37.000	174	52Psi UMa	3.0040	4400.0	74	26518	No
135	GOM_NL__2PRFIN20070327_155330_000000352056_00412_26518_4333.N1	27-MAR-2007 15:53:30	Bright	34.500	82	48Bet UMa	2.3650	10600.	69	26518	No
136	GOM_NL__2PRFIN20070327_155502_000000382056_00412_26518_4334.N1	27-MAR-2007 15:55:02	Bright	37.500	36	50Alp UMa	1.8000	6300.0	75	26518	No
137	GOM_NL__2PRFIN20070327_160257_000000372056_00412_26518_4335.N1	27-MAR-2007 16:02:57	Bright	36.500	49	1Alp UMi	1.9900	6300.0	73	26518	No
138	GOM_NL__2PRFIN20070327_161043_000000362056_00412_26518_4336.N1	27-MAR-2007 16:10:43	Bright	36.000	89	5Alp Cep	2.4510	8000.0	72	26518	No
139	GOM_NL__2PRFIN20070327_162548_000000412056_00412_26518_4337.N1	27-MAR-2007 16:25:48	Bright	40.500	61	8Eps Peg	2.1000	3900.0	81	26518	No
140	GOM_NL__2PRFIN20070327_163018_000000422056_00412_26518_4338.N1	27-MAR-2007 16:30:18	Twilight	41.500	154	22Bet Aqr	2.8990	5700.0	83	26518	No
141	GOM_NL__2PRFIN20070327_163255_000000412056_00412_26518_4339.N1	27-MAR-2007 16:32:55	Dark	40.500	142	49Del Cap	2.8500	8900.0	81	26518	No
142	GOM_NL__2PRFIN20070327_164504_000000382056_00412_26518_4340.N1	27-MAR-2007 16:45:04	Dark	37.500	45	Alp Pav	1.9400	26000.	75	26518	No
143	GOM_NL__2PRFIN20070327_165058_000000442056_00413_26519_4367.N1	27-MAR-2007 16:50:58	Dark	43.500	141	Bet Ara	2.8400	4600.0	87	26519	No
144	GOM_NL__2PRFIN20070327_165231_000000402056_00413_26519_4368.N1	27-MAR-2007 16:52:31	Dark	39.500	43	Alp TrA	1.9100	4250.0	79	26519	No
145	GOM_NL__2PRFIN20070327_165415_000000392056_00413_26519_4369.N1	27-MAR-2007 16:54:15	Dark	39.000	134	Bet TrA	2.8100	6600.0	78	26519	No
146	GOM_NL__2PRFIN20070327_165656_000000552056_00413_26519_4370.N1	27-MAR-2007 16:56:56	Dark	54.500	4	Alp1Cen	-0.010000	5800.0	109	26519	No
147	GOM_NL__2PRFIN20070327_165929_000000472056_00413_26519_4371.N1	27-MAR-2007 16:59:29	Straylight	46.500	12	Alp1Cru	0.77500	30000.	93	26519	No
148	GOM_NL__2PRFIN20070327_170053_000000452056_00413_26519_4372.N1	27-MAR-2007 17:00:53	Straylight	45.000	26	Gam Cru	1.6240	2900.0	90	26519	No
149	GOM_NL__2PRFIN20070327_170246_000000392056_00413_26519_4373.N1	27-MAR-2007 17:02:46	Straylight	39.000	64	Gam Cen	2.2000	10600.	78	26519	No
150	GOM_NL__2PRFIN20070327_171052_000000352056_00413_26519_4374.N1	27-MAR-2007 17:10:52	Twilight	35.000	171	2Eps Crv	3.0010	4250.0	70	26519	No
151	GOM_NL__2PRFIN20070327_172142_000000362056_00413_26519_4375.N1	27-MAR-2007 17:21:42	Bright	36.000	22	32Alp Leo	1.3600	15200.	72	26519	No
152	GOM_NL__2PRFIN20070327_172347_000000362056_00413_26519_4376.N1	27-MAR-2007 17:23:47	Bright	36.000	51	41Gam1Leo	2.0100	4500.0	72	26519	No
153	GOM_NL__2PRFIN20070327_173048_000000362056_00413_26519_4377.N1	27-MAR-2007 17:30:48	Bright	35.500	174	52Psi UMa	3.0040	4400.0	71	26519	No
154	GOM_NL__2PRFIN20070327_173406_000000372056_00413_26519_4378.N1	27-MAR-2007 17:34:06	Bright	36.500	82	48Bet UMa	2.3650	10600.	73	26519	No
155	GOM_NL__2PRFIN20070327_173538_000000372056_00413_26519_4379.N1	27-MAR-2007 17:35:38	Bright	36.500	36	50Alp UMa	1.8000	6300.0	73	26519	No
156	GOM_NL__2PRFIN20070327_174333_000000362056_00413_26519_4380.N1	27-MAR-2007 17:43:33	Bright	35.500	49	1Alp UMi	1.9900	6300.0	71	26519	No
157	GOM_NL__2PRFIN20070327_175119_000000332056_00413_26519_4381.N1	27-MAR-2007 17:51:19	Bright	33.000	89	5Alp Cep	2.4510	8000.0	66	26519	No
158	GOM_NL__2PRFIN20070327_180624_000000402056_00413_26519_4382.N1	27-MAR-2007 18:06:24	Bright	40.000	61	8Eps Peg	2.1000	3900.0	80	26519	No
159	GOM_NL__2PRFIN20070327_181054_000000422056_00413_26519_4383.N1	27-MAR-2007 18:10:54	Twilight	41.500	154	22Bet Aqr	2.8990	5700.0	83	26519	No
160	GOM_NL__2PRFIN20070327_181332_000000402056_00413_26519_4384.N1	27-MAR-2007 18:13:32	Dark	39.500	142	49Del Cap	2.8500	8900.0	79	26519	No

161	GOM_NL__2PRFIN20070327_182541_000000382056_00413_26519_4385.N1	27-MAR-2007 18:25:41	Dark	37.500	45	Alp Pav	1.9400	26000.	75	26519	No
162	GOM_NL__2PRFIN20070327_183135_000000432056_00414_26520_4406.N1	27-MAR-2007 18:31:35	Dark	43.000	141	Bet Ara	2.8400	4600.0	86	26520	No
163	GOM_NL__2PRFIN20070327_183307_000000412056_00414_26520_4407.N1	27-MAR-2007 18:33:07	Dark	40.500	43	Alp TrA	1.9100	4250.0	81	26520	No
164	GOM_NL__2PRFIN20070327_183451_000000402056_00414_26520_4408.N1	27-MAR-2007 18:34:51	Dark	39.500	134	Bet TrA	2.8100	6600.0	79	26520	No
165	GOM_NL__2PRFIN20070327_183733_000000522056_00414_26520_4409.N1	27-MAR-2007 18:37:33	Dark	52.000	4	Alp1Cen	-0.010000	5800.0	104	26520	No
166	GOM_NL__2PRFIN20070327_184005_000000412056_00414_26520_4410.N1	27-MAR-2007 18:40:05	Straylight	40.500	12	Alp1Cru	0.77500	30000.	81	26520	No
167	GOM_NL__2PRFIN20070327_184129_000000442056_00414_26520_4411.N1	27-MAR-2007 18:41:29	Straylight	44.000	26	Gam Cru	1.6240	2900.0	88	26520	No
168	GOM_NL__2PRFIN20070327_184322_000000402056_00414_26520_4412.N1	27-MAR-2007 18:43:22	Straylight	40.000	64	Gam Cen	2.2000	10600.	80	26520	No
169	GOM_NL__2PRFIN20070327_185128_000000432056_00414_26520_4413.N1	27-MAR-2007 18:51:28	Twilight	43.000	171	2Eps Crv	3.0010	4250.0	86	26520	No
170	GOM_NL__2PRFIN20070327_190218_000000362056_00414_26520_4414.N1	27-MAR-2007 19:02:18	Bright	36.000	22	32Alp Leo	1.3600	15200.	72	26520	No
171	GOM_NL__2PRFIN20070327_190423_000000362056_00414_26520_4415.N1	27-MAR-2007 19:04:23	Bright	36.000	51	41Gam1Leo	2.0100	4500.0	72	26520	No
172	GOM_NL__2PRFIN20070327_191123_000000362056_00414_26520_4416.N1	27-MAR-2007 19:11:23	Bright	35.500	174	52Psi UMa	3.0040	4400.0	71	26520	No
173	GOM_NL__2PRFIN20070327_191442_000000362056_00414_26520_4417.N1	27-MAR-2007 19:14:42	Bright	35.500	82	48Bet UMa	2.3650	10600.	71	26520	No
174	GOM_NL__2PRFIN20070327_191614_000000382056_00414_26520_4418.N1	27-MAR-2007 19:16:14	Bright	37.500	36	50Alp UMa	1.8000	6300.0	75	26520	No
175	GOM_NL__2PRFIN20070327_192409_000000372056_00414_26520_4419.N1	27-MAR-2007 19:24:09	Bright	36.500	49	1Alp UMi	1.9900	6300.0	73	26520	No
176	GOM_NL__2PRFIN20070327_193155_000000462056_00414_26520_4420.N1	27-MAR-2007 19:31:55	Bright	46.000	89	5Alp Cep	2.4510	8000.0	92	26520	No
177	GOM_NL__2PRFIN20070327_194700_000000422056_00414_26520_4421.N1	27-MAR-2007 19:47:00	Bright	41.500	61	8Eps Peg	2.1000	3900.0	83	26520	No
178	GOM_NL__2PRFIN20070327_195130_000000442056_00414_26520_4422.N1	27-MAR-2007 19:51:30	Twilight	43.500	154	22Bet Aqr	2.8990	5700.0	87	26520	No
179	GOM_NL__2PRFIN20070327_195408_000000392056_00414_26520_4423.N1	27-MAR-2007 19:54:08	Dark	38.500	142	49Del Cap	2.8500	8900.0	77	26520	No
180	GOM_NL__2PRFIN20070327_200617_000000392056_00414_26520_4424.N1	27-MAR-2007 20:06:17	Dark	39.000	45	Alp Pav	1.9400	26000.	78	26520	No
181	GOM_NL__2PRFIN20070327_215248_000000442056_00416_26522_4429.N1	27-MAR-2007 21:52:48	Dark	43.500	141	Bet Ara	2.8400	4600.0	87	26522	No
182	GOM_NL__2PRFIN20070327_215420_000000402056_00416_26522_4430.N1	27-MAR-2007 21:54:20	Dark	40.000	43	Alp TrA	1.9100	4250.0	80	26522	No
183	GOM_NL__2PRFIN20070327_215604_000000402056_00416_26522_4431.N1	27-MAR-2007 21:56:04	Dark	39.500	134	Bet TrA	2.8100	6600.0	79	26522	No
184	GOM_NL__2PRFIN20070327_215845_000000472056_00416_26522_4432.N1	27-MAR-2007 21:58:45	Dark	46.500	4	Alp1Cen	-0.010000	5800.0	93	26522	No
185	GOM_NL__2PRFIN20070327_220117_000000382056_00416_26522_4433.N1	27-MAR-2007 22:01:17	Straylight	38.000	12	Alp1Cru	0.77500	30000.	76	26522	No
186	GOM_NL__2PRFIN20070327_220242_000000452056_00416_26522_4434.N1	27-MAR-2007 22:02:42	Straylight	45.000	26	Gam Cru	1.6240	2900.0	90	26522	No
187	GOM_NL__2PRFIN20070327_220435_000000432056_00416_26522_4435.N1	27-MAR-2007 22:04:35	Straylight	42.500	64	Gam Cen	2.2000	10600.	85	26522	No
188	GOM_NL__2PRFIN20070327_221240_000000442056_00416_26522_4436.N1	27-MAR-2007 22:12:40	Twilight	44.000	171	2Eps Crv	3.0010	4250.0	88	26522	No
189	GOM_NL__2PRFIN20070327_222331_000000372056_00416_26522_4437.N1	27-MAR-2007 22:23:31	Bright	37.000	22	32Alp Leo	1.3600	15200.	74	26522	No
190	GOM_NL__2PRFIN20070327_222535_000000362056_00416_26522_4438.N1	27-MAR-2007 22:25:35	Bright	35.500	51	41Gam1Leo	2.0100	4500.0	71	26522	No
191	GOM_NL__2PRFIN20070327_223235_000000382056_00416_26522_4439.N1	27-MAR-2007 22:32:35	Bright	37.500	174	52Psi UMa	3.0040	4400.0	75	26522	No
192	GOM_NL__2PRFIN20070327_223554_000000362056_00416_26522_4440.N1	27-MAR-2007 22:35:54	Bright	36.000	82	48Bet UMa	2.3650	10600.	72	26522	No
193	GOM_NL__2PRFIN20070327_223725_000000382056_00416_26522_4441.N1	27-MAR-2007 22:37:25	Bright	37.500	36	50Alp UMa	1.8000	6300.0	75	26522	No
194	GOM_NL__2PRFIN20070327_224521_000000332056_00416_26522_4442.N1	27-MAR-2007 22:45:21	Bright	32.500	49	1Alp UMi	1.9900	6300.0	65	26522	No
195	GOM_NL__2PRFIN20070327_225306_000000352056_00416_26522_4443.N1	27-MAR-2007 22:53:06	Bright	34.500	89	5Alp Cep	2.4510	8000.0	69	26522	No
196	GOM_NL__2PRFIN20070327_230812_000000412056_00416_26522_4444.N1	27-MAR-2007 23:08:12	Bright	41.000	61	8Eps Peg	2.1000	3900.0	82	26522	No
197	GOM_NL__2PRFIN20070327_231243_000000422056_00416_26522_4445.N1	27-MAR-2007 23:12:43	Twilight	41.500	154	22Bet Aqr	2.8990	5700.0	83	26522	No
198	GOM_NL__2PRFIN20070327_231520_000000402056_00416_26522_4446.N1	27-MAR-2007 23:15:20	Dark	39.500	142	49Del Cap	2.8500	8900.0	79	26522	No
199	GOM_NL__2PRFIN20070327_232729_000000392056_00416_26522_4447.N1	27-MAR-2007 23:27:29	Dark	38.500	45	Alp Pav	1.9400	26000.	77	26522	No
200	GOM_NL__2PRFIN20070327_233325_000000432056_00417_26523_4463.N1	27-MAR-2007 23:33:25	Dark	43.000	141	Bet Ara	2.8400	4600.0	86	26523	No
201	GOM_NL__2PRFIN20070327_233456_000000402056_00417_26523_4464.N1	27-MAR-2007 23:34:56	Dark	39.500	43	Alp TrA	1.9100	4250.0	79	26523	No
202	GOM_NL__2PRFIN20070327_233640_000000402056_00417_26523_4465.N1	27-MAR-2007 23:36:40	Dark	39.500	134	Bet TrA	2.8100	6600.0	79	26523	No
203	GOM_NL__2PRFIN20070327_233922_000000522056_00417_26523_4466.N1	27-MAR-2007 23:39:22	Dark	52.000	4	Alp1Cen	-0.010000	5800.0	104	26523	No
204	GOM_NL__2PRFIN20070327_234153_000000412056_00417_26523_4467.N1	27-MAR-2007 23:41:53	Straylight	40.500	12	Alp1Cru	0.77500	30000.	81	26523	No
205	GOM_NL__2PRFIN20070327_234318_000000432056_00417_26523_4468.N1	27-MAR-2007 23:43:18	Straylight	43.000	26	Gam Cru	1.6240	2900.0	86	26523	No
206	GOM_NL__2PRFIN20070327_234511_000000422056_00417_26523_4469.N1	27-MAR-2007 23:45:11	Straylight	41.500	64	Gam Cen	2.2000	10600.	83	26523	No
207	GOM_NL__2PRFIN20070327_235317_000000432056_00417_26523_4470.N1	27-MAR-2007 23:53:17	Twilight	43.000	171	2Eps Crv	3.0010	4250.0	86	26523	No

3. Quality information per product

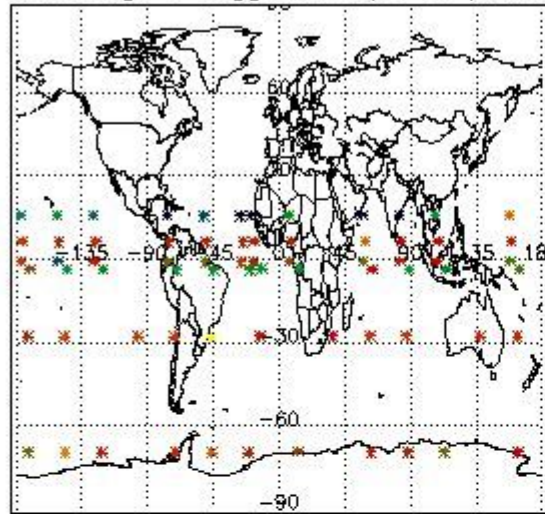
In this section it is plotted some information contained in the Quality Summary data set of the level 2 products. Only products in dark limb conditions and without errors (error flag in the MPH set to "0") are used.

3.1 Plot quality information per product (time dependant)

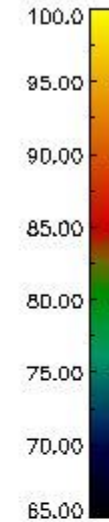
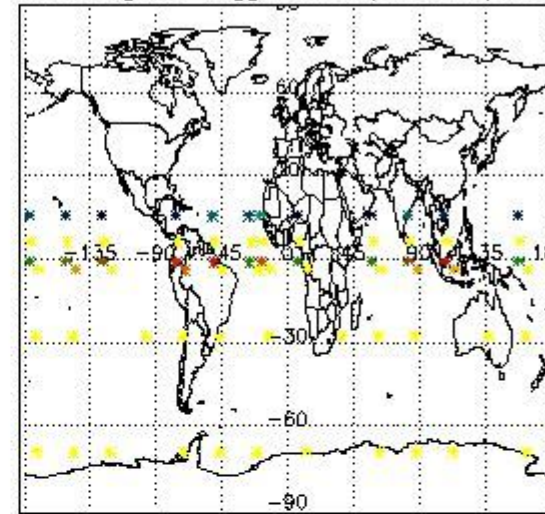


3.2 Plot quality information per product (world map)

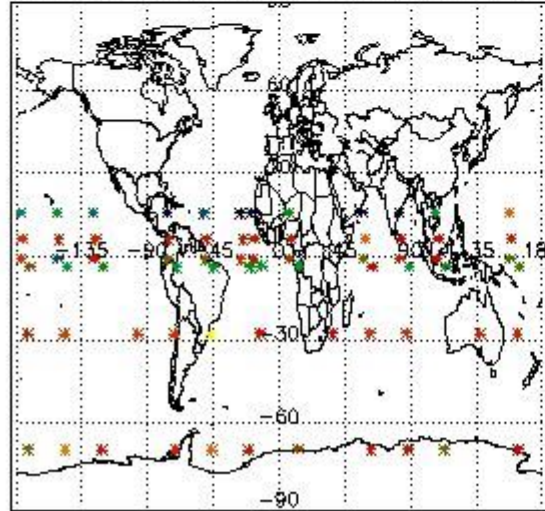
Percentage of flagged data per O3 profile



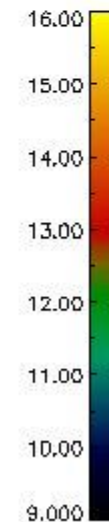
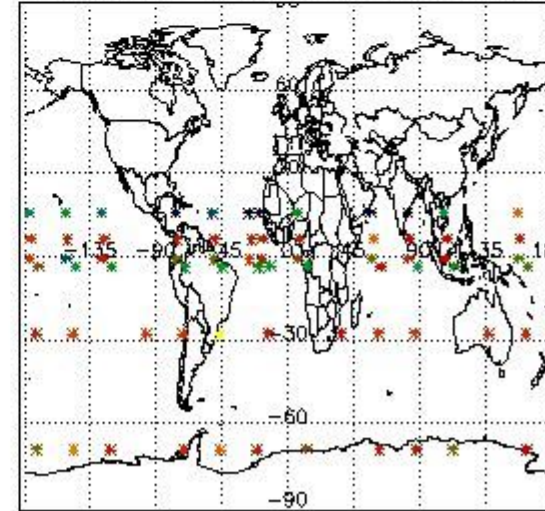
Percentage of flagged data per H2O profile



Percentage of flagged data per NO2 profile



Percentage of flagged data per NO3 profile

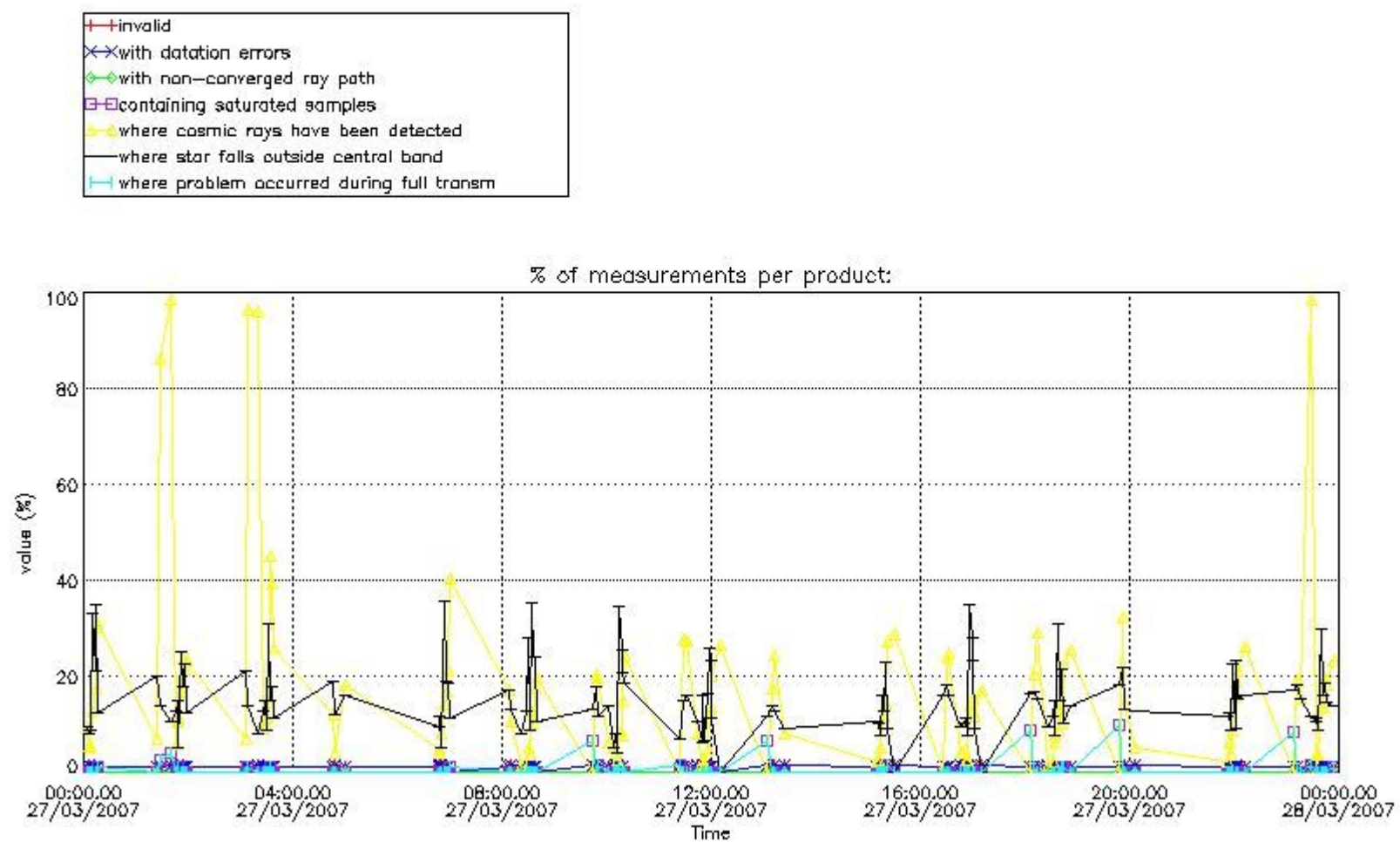


4. Level 1 quality information per product

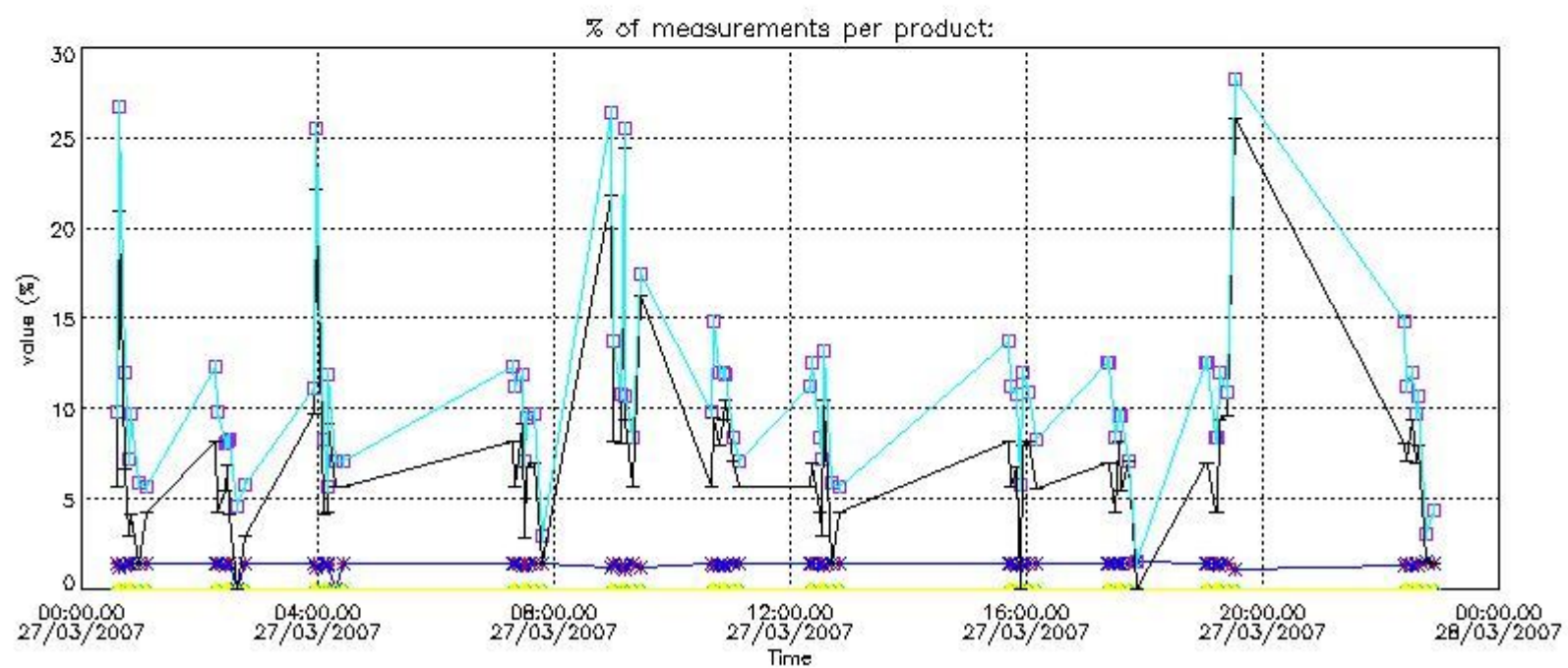
In this section it is plotted some information contained in the Quality Summary data set of the level 2 products that comes from the level 1b processing. Products without errors (error flag in the MPH set to "0") are used.

4.1 Plot quality information per product (time dependant) coming from level 1b processing

4.1.1 Plot level 1 quality information per product (time dependant): ENVISAT ASCENDING passes



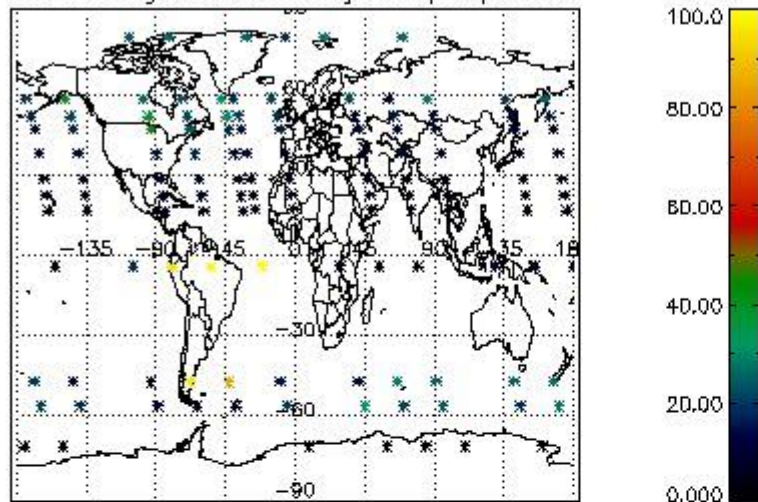
4.1.2 Plot level 1 quality information per product (time dependant): ENVI SAT DESCENDING passes



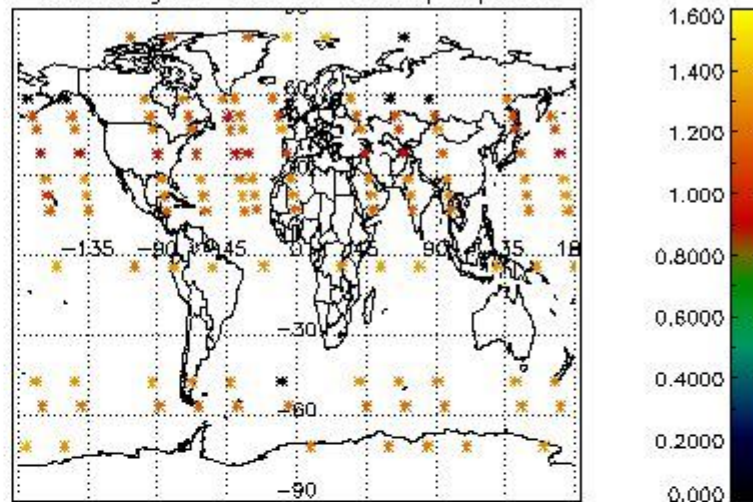
4.2 Plot quality information per product coming from level 1b processing (world map)

4.2.1 Plot level 1 quality information per product (world map): ENVISAT ASCENDING passes

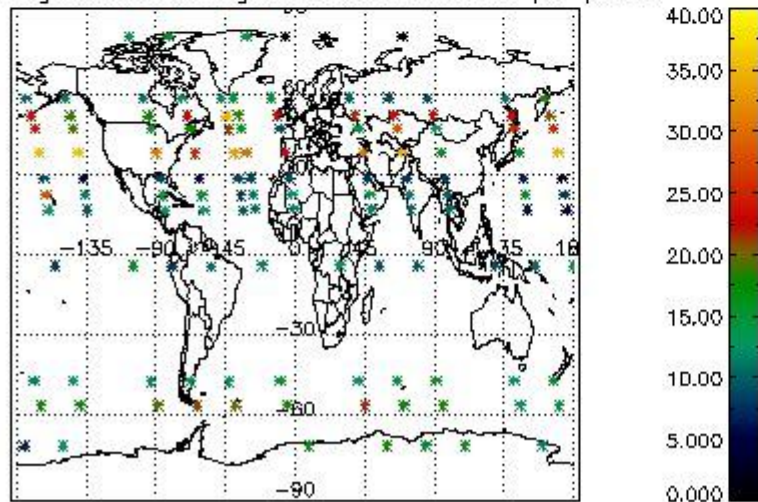
Percentage of cosmic ray hits per profile



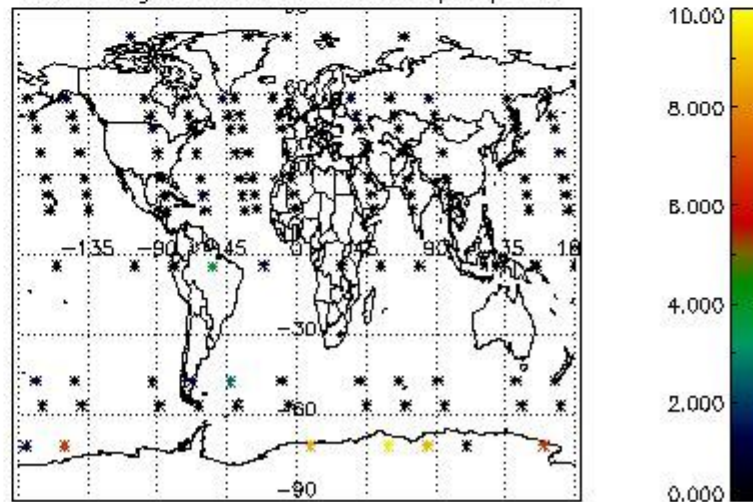
Percentage of datation errors per profile



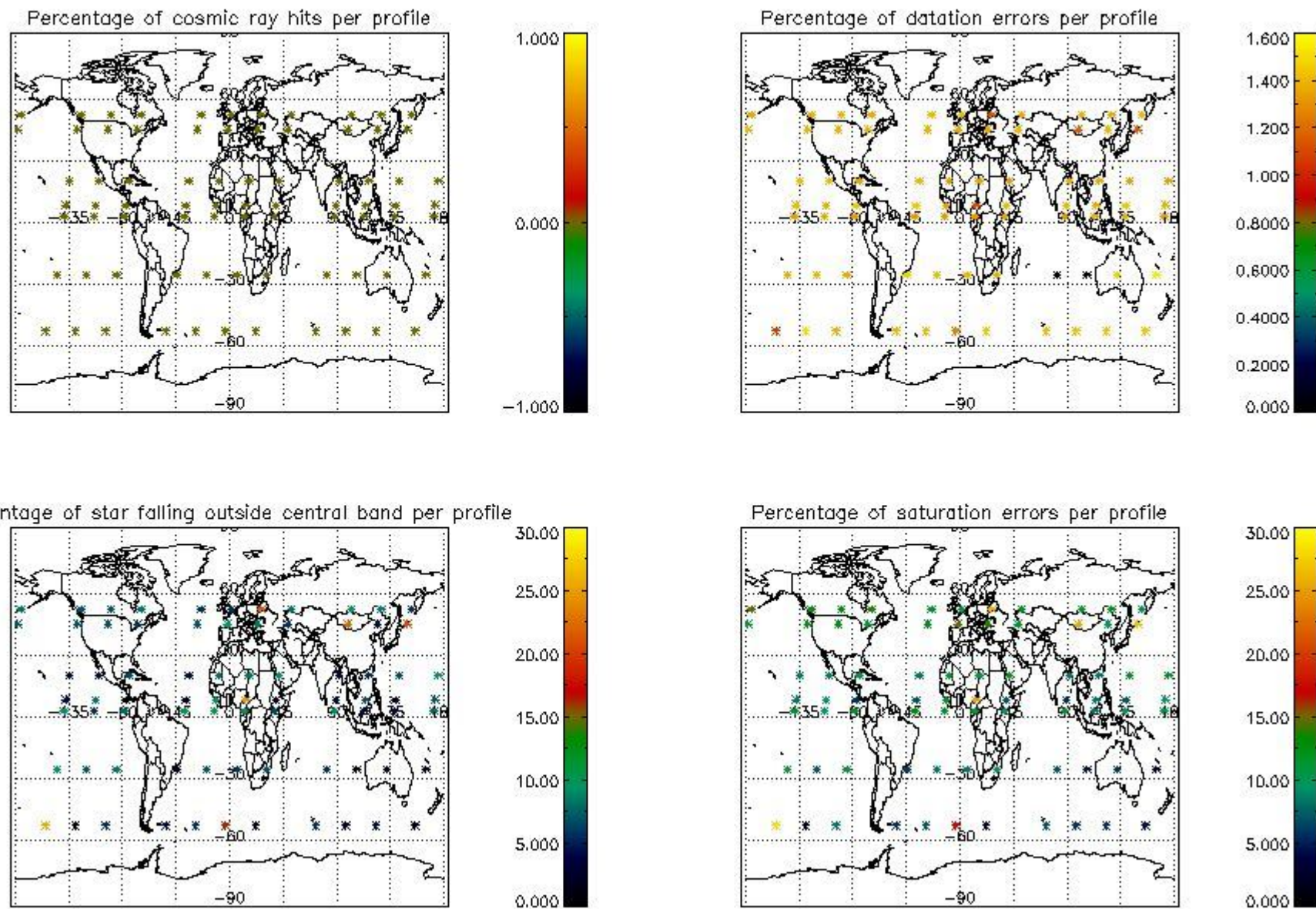
Percentage of star falling outside central band per profile



Percentage of saturation errors per profile



4.2.2 Plot level 1 quality information per product (world map): ENVISAT DESCENDING passes



5. Trace gas profiles

5.1 Ozone statistics based on quality of products

The final quality of the products can be "measured" using the STD (Standard Deviation) attached to every point profile. This information is written to the parameter GOM_NL__2P/NL_LOCAL_SPECIES_DENSITY/o3_std of the level 2 products. The table below shows the statistics for given STD ranges.

The statistics are given with respect to the overall valid production:

- Products without fatal errors: GOM_NL__2P/MPH/PRODUCT_ERR=0
- Valid point profile: GOM_NL__2P/NL_LOCAL_SPECIES_DENSITY/pcd(0)=0

The 'Criteria' is applied to valid points of dark limb products:

- Products in dark limb illumination condition: GOM_NL__2P/NL_SUMMARY_QUALITY/obs_ill_cond=0
- Products without fatal errors: GOM_NL__2P/MPH/PRODUCT_ERR=0
- Valid point profile: GOM_NL__2P/NL_LOCAL_SPECIES_DENSITY/pcd(0)=0

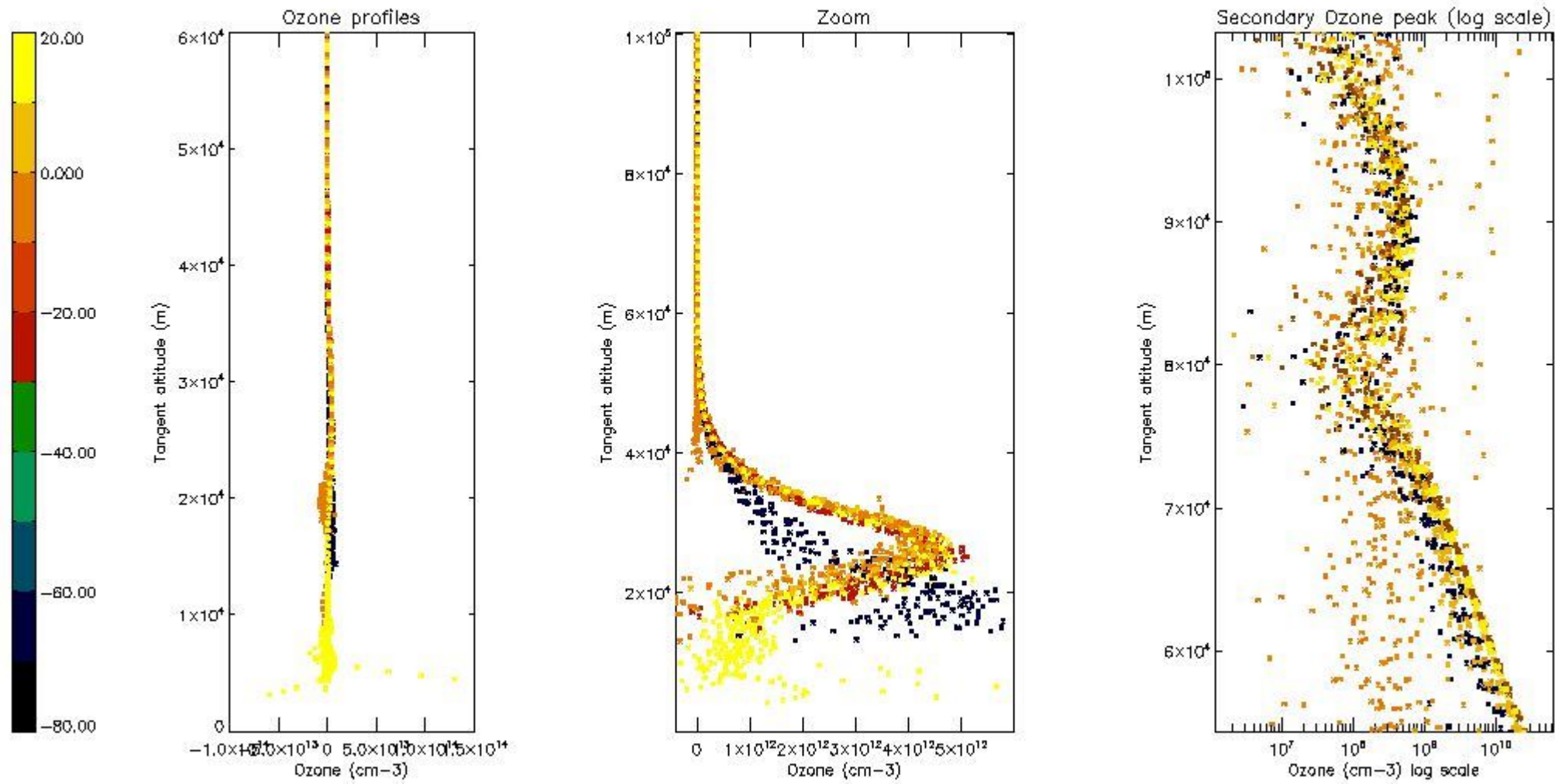
So, the table below shows the percentage of dark limb and valid observations for each criteria with respect to the overall valid daily observations.

Criteria	% of total production
All STD	36
STD < 20	17

STD < 10	11
STD < 5	5

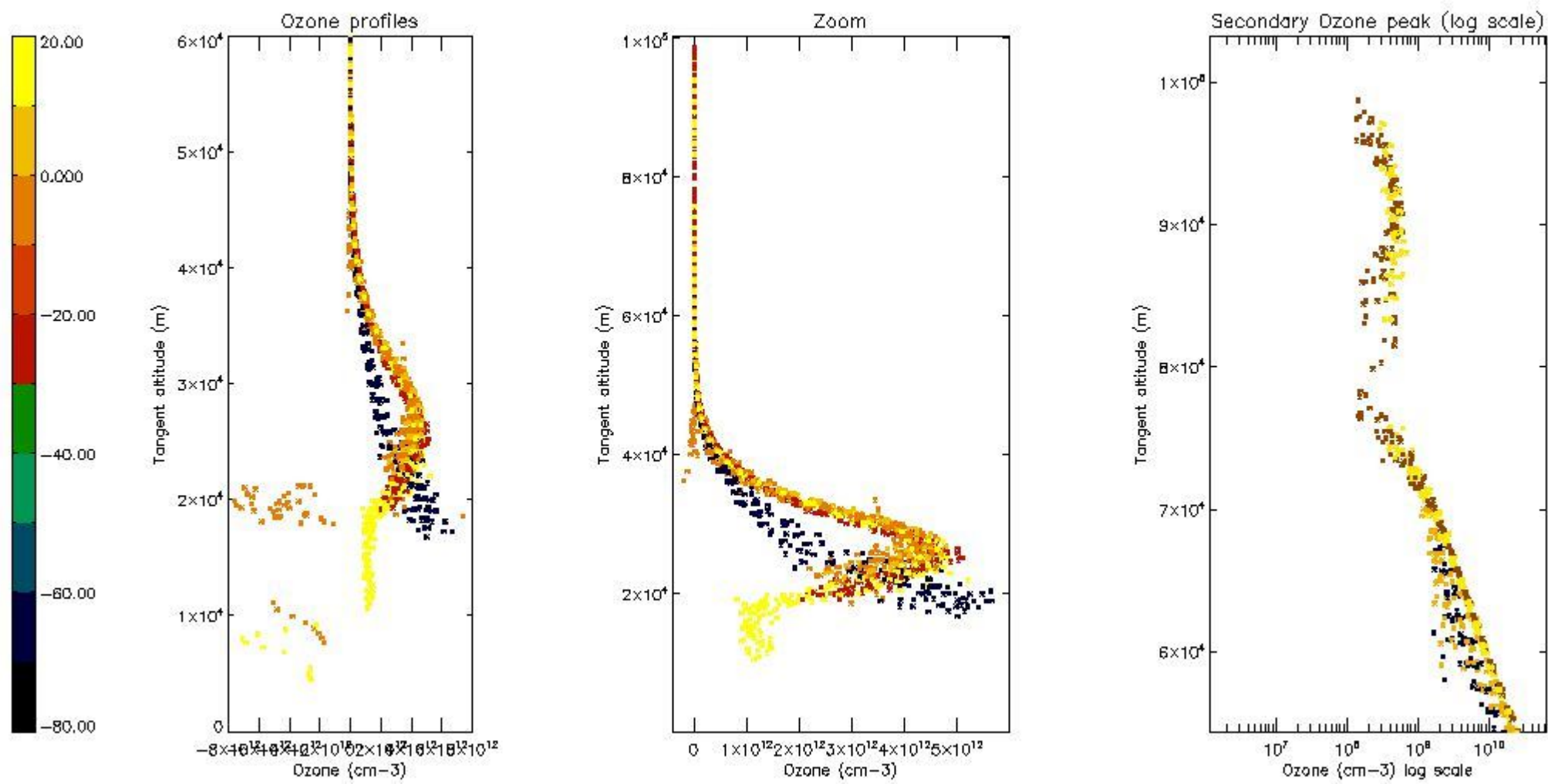
5.2 Plot ozone profiles for all STD (dark without errors)

The colorbar represents the latitude.



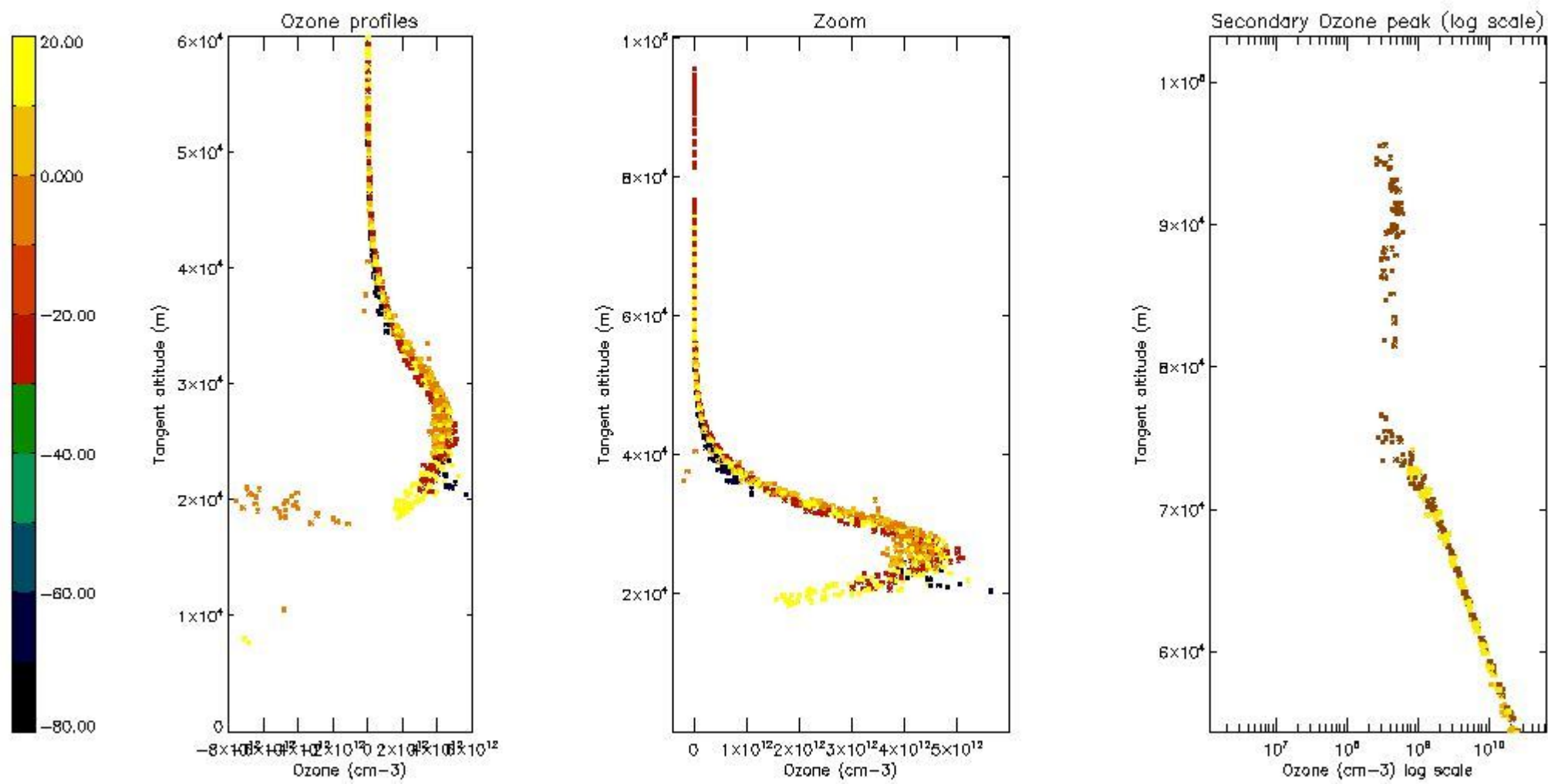
5.3 Plot ozone profiles where STD < 20% (dark without errors)

The colorbar represents the latitude.



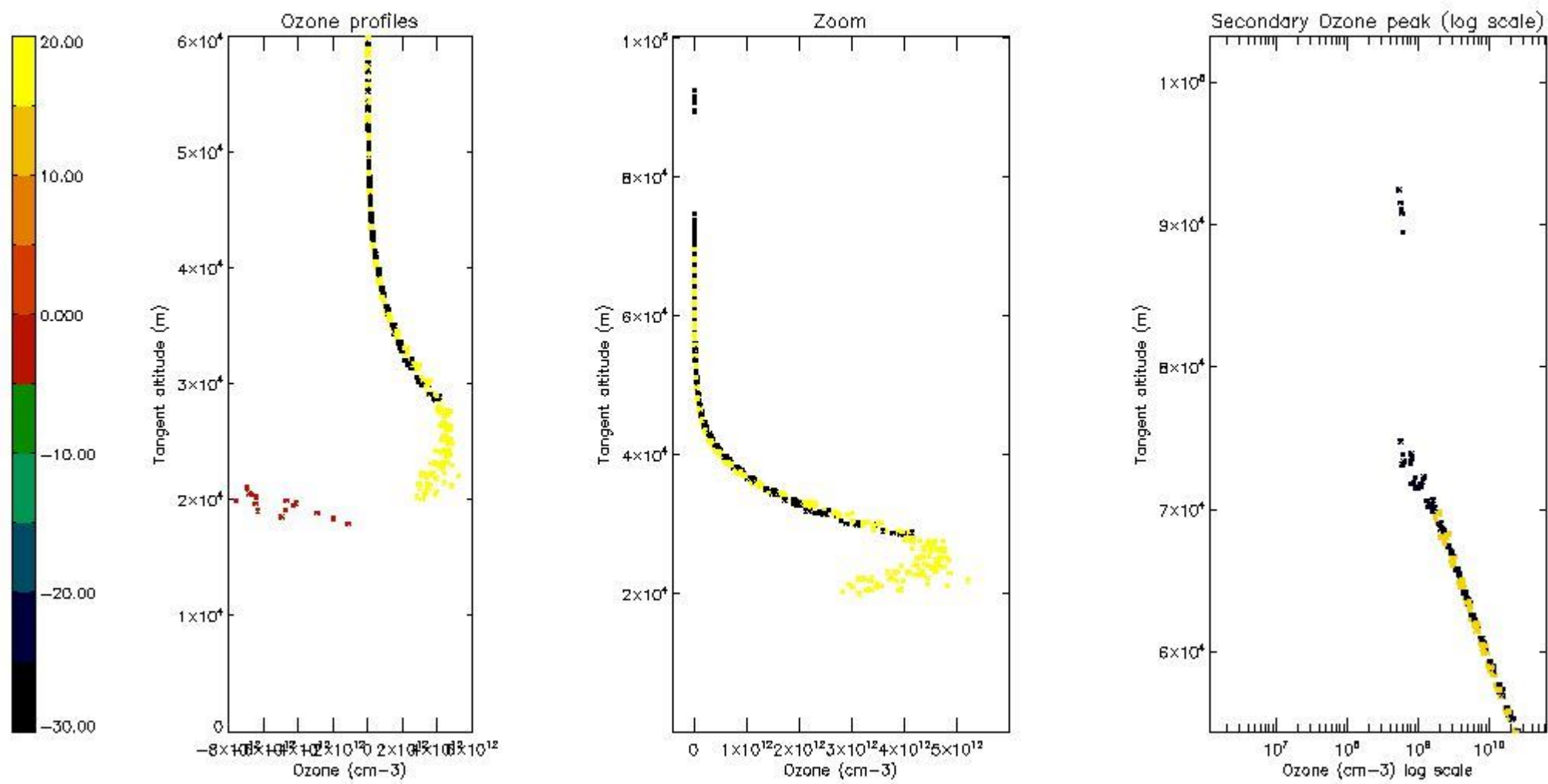
5.4 Plot ozone profiles where STD < 10% (dark without errors)

The colorbar represents the latitude.



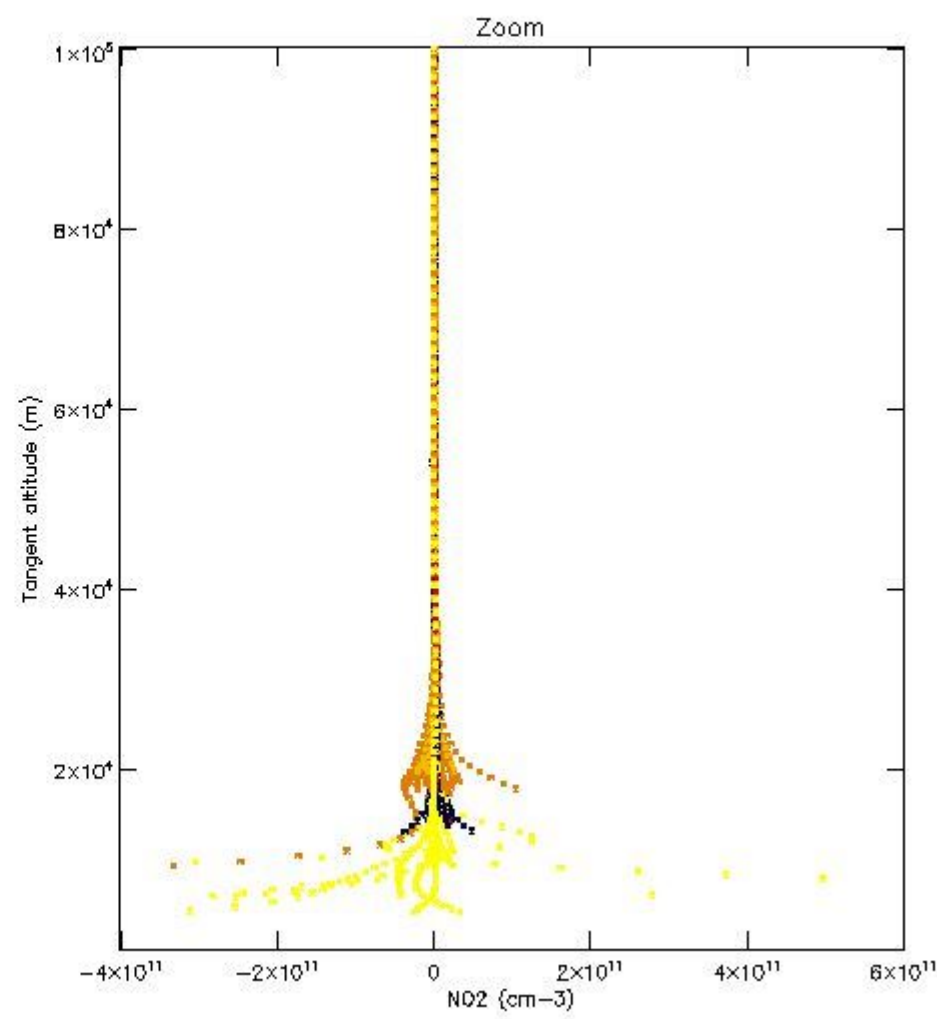
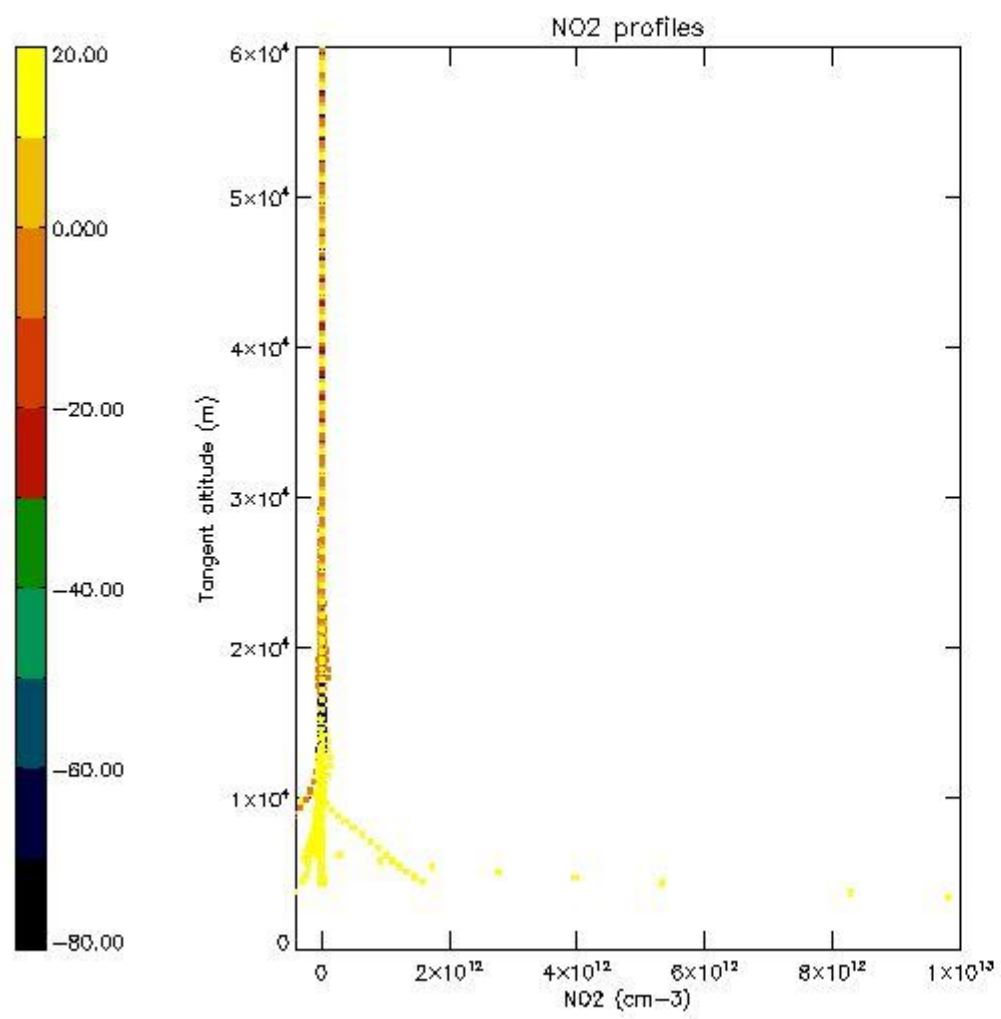
5.5 Plot ozone profiles where STD < 5% (dark without errors)

The colorbar represents the latitude.



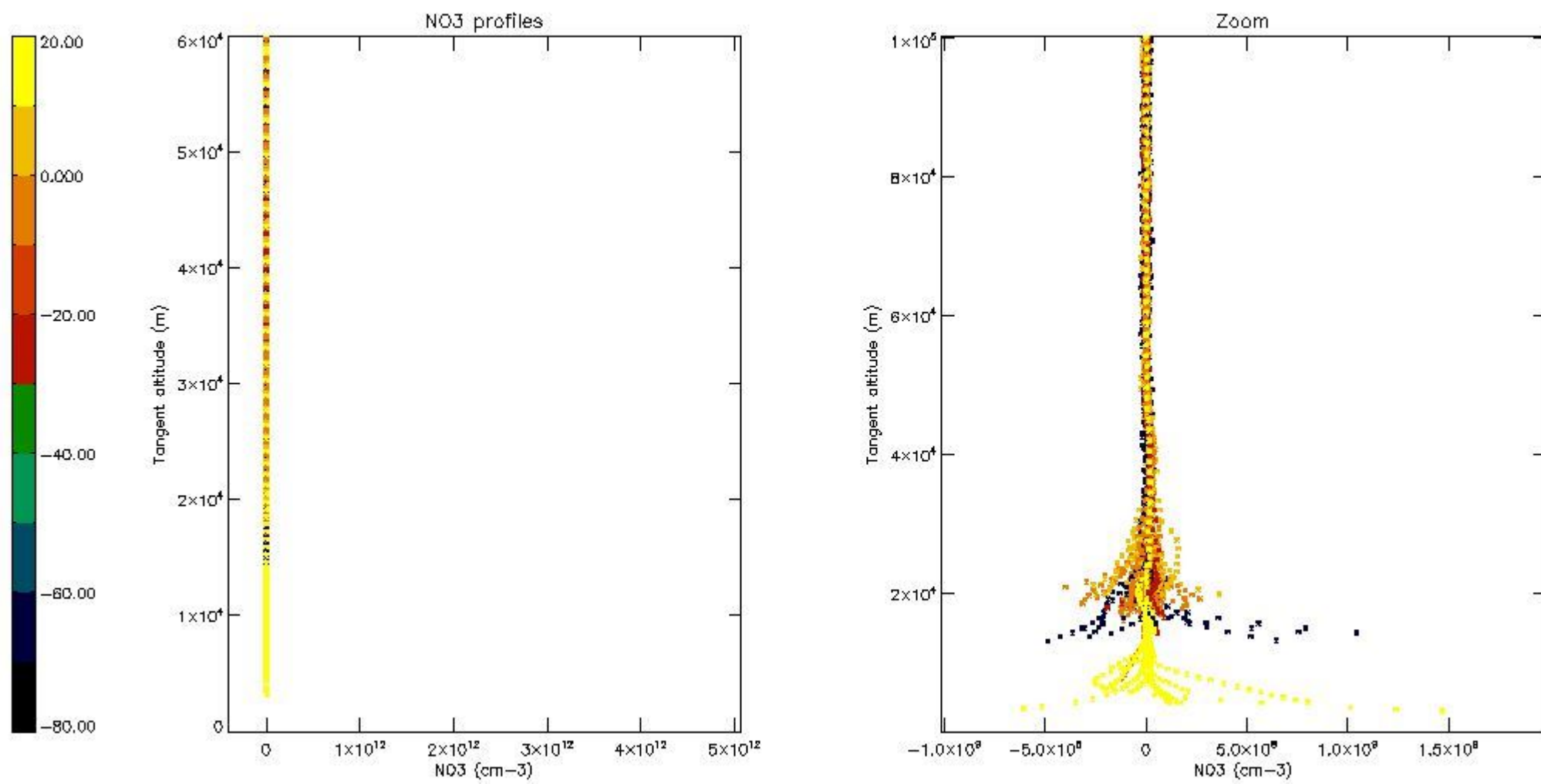
5.6 Plot NO₂ profiles for all STD (dark without errors)

The colorbar represents the latitude.



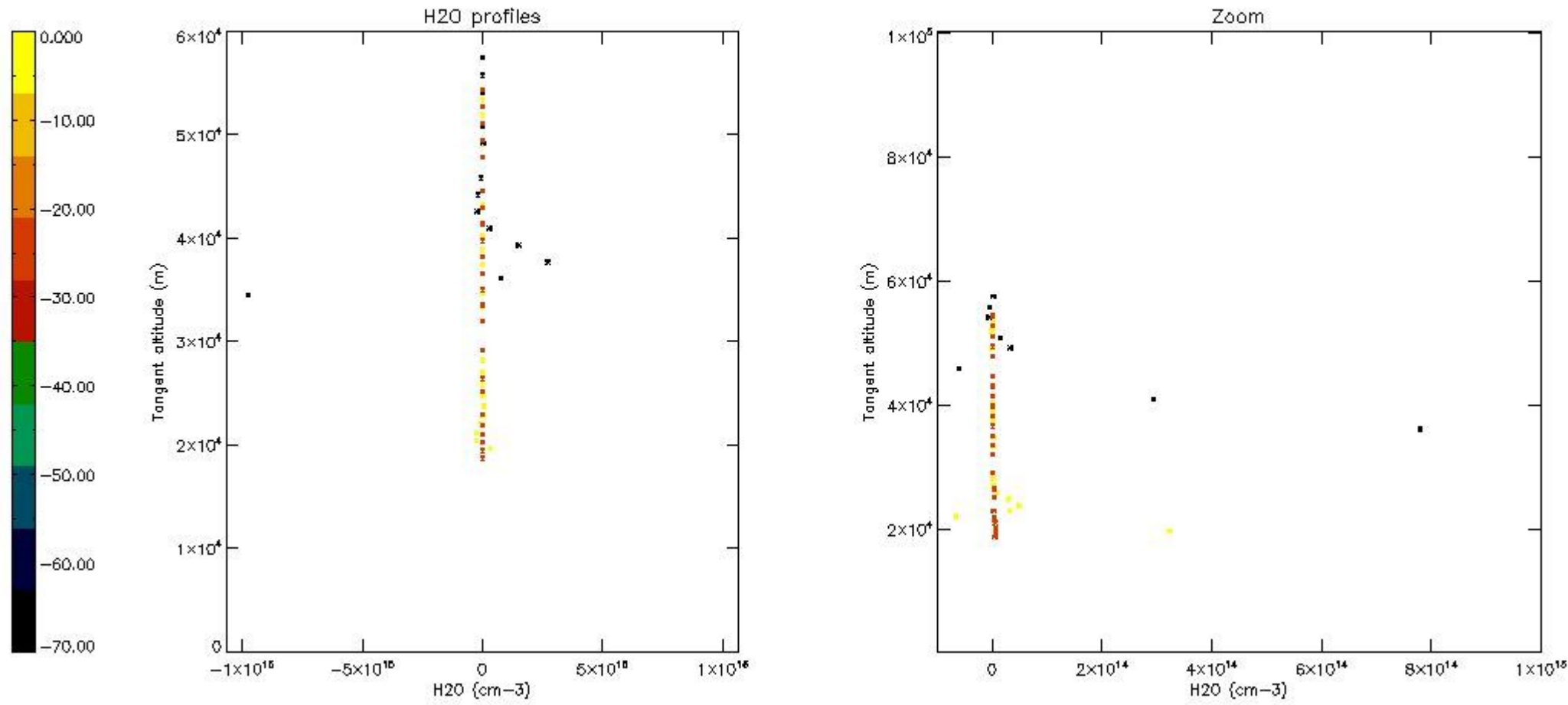
5.7 Plot NO3 profiles for all STD (dark without errors)

The colorbar represents the latitude.



5.8 Plot H2O profiles for all STD (only for occultations of stars 1,2,3,4,13,14,16,26,63 dark without errors)

The colorbar represents the latitude.



6. Auxiliary Data Files used for the production reported in section 2

The number reported in the third column indicates since which file (see list in section 2) the corresponding auxiliary file has been used. The fourth column is the date of those product files.

Type	Auxiliary Filename	Used since product	Used since product date
INST_PHYS_CHARACTERISTICS	GOM_INS_AXVIEC20091111_143220_20030716_120000_20500101_000000	1	27-MAR-2007 00:04:52
LEVEL-2_PROC_CONFIG	GOM_PR2_AXVIEC20091111_152718_20020301_000000_20500101_000000	1	27-MAR-2007 00:04:52
CROSS_SECTIONS_FILE	GOM_CRS_AXVIEC20091111_154832_20020301_000000_20500101_000000	1	27-MAR-2007 00:04:52

GOMOS Level 2 Daily Report

SUMMARY

[1. General Info](#)

[2. Summary of processed GOM_NL_2P products](#)

[3. Level 2 Quality information per product](#)

[3.1 Plot of level 2 quality information per product \(time dependant\)](#)

[3.2 Plot of level 2 quality information per product \(world map\)](#)

[4. Level 1 Quality information per product \(stored on level 2 products\)](#)

[4.1 Plot of level 1 quality information per product \(time dependant\)](#)

[4.1.1 Plot of level 1 quality information per product \(time dependant\): ASCENDING](#)

[4.1.2 Plot of level 1 quality information per product \(time dependant\): DESCENDING](#)

[4.2 Plot of level 1 quality information per product \(world map\)](#)

[4.2.1 Plot of level 1 quality information per product \(world map\): ASCENDING](#)

[4.2.2 Plot of level 1 quality information per product \(world map\): DESCENDING](#)

[5. Ozone profiles based on quality statistics and other trace gas profiles](#)

[5.1 Ozone statistics based on quality of products](#)

[5.2 Plot ozone profiles for all STD \(dark without errors\)](#)

[5.3 Plot ozone profiles where STD < 20% \(dark without errors\)](#)

[5.4. Plot ozone profiles where STD < 10% \(dark without errors\)](#)

[5.5. Plot ozone profiles where STD < 5% \(dark without errors\)](#)

[5.6 Plot NO2 profiles for all STD \(dark without errors\)](#)

[5.7 Plot NO3 profiles for all STD \(dark without errors\)](#)

[5.8 Plot H2O profiles \(only for occultations of stars 1,2,3,4,13,14,16,26,63 dark without errors\) for all STD](#)

[6. Auxiliary Data Files used for the production reported in section 2](#)

This report presents the daily analysis on parameters extracted from GOMOS level 2 data (GOM_NL__2P). It is intended to monitor some important parameters that will impact the quality of these products. A list of level 2 products (and content) that have arrived during the reporting day to the PCF is also given.

Item	Value
Time of report generation	22APR2013 17:48:47
Data source version	GOMOS/6.01
Start time of products	27-03-2007 (27MAR2007 00:00:00)
Stop time of products	28-03-2007 (28MAR2007 00:00:00)
Store outputs in DB	Yes
Nb of level 2 prods	207
Nb of prods with errors	0

2. Summary of processed GOM_NL__2P products.

Nr	Filename	UTC Start time	Limb	Duration	Star Id	Star Name	Star Mag	Star Temp	Nb Meas	Orbit	Prod. error
1	GOM_NL__2PRFIN20070327_000452_000000422056_00403_26509_4079.N1	27-MAR-2007 00:04:52	Dark	42.000	141	Bet Ara	2.8400	4600.0	84	26509	No
2	GOM_NL__2PRFIN20070327_000627_000000382056_00403_26509_4080.N1	27-MAR-2007 00:06:27	Dark	37.500	43	Alp TrA	1.9100	4250.0	75	26509	No
3	GOM_NL__2PRFIN20070327_000810_000000402056_00403_26509_4081.N1	27-MAR-2007 00:08:10	Dark	39.500	134	Bet TrA	2.8100	6600.0	79	26509	No
4	GOM_NL__2PRFIN20070327_001052_000000552056_00403_26509_4082.N1	27-MAR-2007 00:10:52	Dark	54.500	4	Alp1Cen	-0.010000	5800.0	109	26509	No
5	GOM_NL__2PRFIN20070327_001327_000000432056_00403_26509_4083.N1	27-MAR-2007 00:13:27	Straylight	43.000	12	Alp1Cru	0.77500	30000.	86	26509	No
6	GOM_NL__2PRFIN20070327_001451_000000532056_00403_26509_4084.N1	27-MAR-2007 00:14:51	Straylight	53.000	26	Gam Cru	1.6240	2900.0	106	26509	No
7	GOM_NL__2PRFIN20070327_001643_000000412056_00403_26509_4085.N1	27-MAR-2007 00:16:43	Straylight	40.500	64	Gam Cen	2.2000	10600.	81	26509	No
8	GOM_NL__2PRFIN20070327_003541_000000362056_00403_26509_4086.N1	27-MAR-2007 00:35:41	Bright	35.500	22	32Alp Leo	1.3600	15200.	71	26509	No
9	GOM_NL__2PRFIN20070327_003746_000000432056_00403_26509_4087.N1	27-MAR-2007 00:37:46	Bright	43.000	51	41Gam1Leo	2.0100	4500.0	86	26509	No
10	GOM_NL__2PRFIN20070327_004450_000000382056_00403_26509_4088.N1	27-MAR-2007 00:44:50	Bright	37.500	174	52Psi UMa	3.0040	4400.0	75	26509	No
11	GOM_NL__2PRFIN20070327_004808_000000352056_00403_26509_4089.N1	27-MAR-2007 00:48:08	Bright	34.500	82	48Bet UMa	2.3650	10600.	69	26509	No
12	GOM_NL__2PRFIN20070327_004940_000000362056_00403_26509_4090.N1	27-MAR-2007 00:49:40	Bright	36.000	36	50Alp UMa	1.8000	6300.0	72	26509	No
13	GOM_NL__2PRFIN20070327_005733_000000342056_00403_26509_4091.N1	27-MAR-2007 00:57:33	Bright	34.000	49	1Alp UMi	1.9900	6300.0	68	26509	No
14	GOM_NL__2PRFIN20070327_010520_000000352056_00403_26509_4092.N1	27-MAR-2007 01:05:20	Bright	35.000	89	5Alp Cep	2.4510	8000.0	70	26509	No
15	GOM_NL__2PRFIN20070327_012452_000000432056_00403_26509_4093.N1	27-MAR-2007 01:24:52	Twilight	42.500	154	22Bet Aqr	2.8990	5700.0	85	26509	No
16	GOM_NL__2PRFIN20070327_012730_000000402056_00403_26509_4094.N1	27-MAR-2007 01:27:30	Dark	39.500	142	49Del Cap	2.8500	8900.0	79	26509	No
17	GOM_NL__2PRFIN20070327_013938_000000382056_00403_26509_4095.N1	27-MAR-2007 01:39:38	Dark	38.000	45	Alp Pav	1.9400	26000.	76	26509	No
18	GOM_NL__2PRFIN20070327_014528_000000432056_00404_26510_4094.N1	27-MAR-2007 01:45:28	Dark	43.000	141	Bet Ara	2.8400	4600.0	86	26510	No
19	GOM_NL__2PRFIN20070327_014704_000000412056_00404_26510_4095.N1	27-MAR-2007 01:47:04	Dark	40.500	43	Alp TrA	1.9100	4250.0	81	26510	No
20	GOM_NL__2PRFIN20070327_014846_000000392056_00404_26510_4096.N1	27-MAR-2007 01:48:46	Dark	38.500	134	Bet TrA	2.8100	6600.0	77	26510	No
21	GOM_NL__2PRFIN20070327_015128_000000482056_00404_26510_4097.N1	27-MAR-2007 01:51:28	Dark	48.000	4	Alp1Cen	-0.010000	5800.0	96	26510	No
22	GOM_NL__2PRFIN20070327_015403_000000422056_00404_26510_4098.N1	27-MAR-2007 01:54:03	Straylight	42.000	12	Alp1Cru	0.77500	30000.	84	26510	No
23	GOM_NL__2PRFIN20070327_015527_000000452056_00404_26510_4099.N1	27-MAR-2007 01:55:27	Straylight	44.500	26	Gam Cru	1.6240	2900.0	89	26510	No
24	GOM_NL__2PRFIN20070327_015719_000000412056_00404_26510_4100.N1	27-MAR-2007 01:57:19	Straylight	41.000	64	Gam Cen	2.2000	10600.	82	26510	No
25	GOM_NL__2PRFIN20070327_021617_000000372056_00404_26510_4101.N1	27-MAR-2007 02:16:17	Bright	36.500	22	32Alp Leo	1.3600	15200.	73	26510	No
26	GOM_NL__2PRFIN20070327_021822_000000362056_00404_26510_4102.N1	27-MAR-2007 02:18:22	Bright	35.500	51	41Gam1Leo	2.0100	4500.0	71	26510	No
27	GOM_NL__2PRFIN20070327_022525_000000372056_00404_26510_4103.N1	27-MAR-2007 02:25:25	Bright	37.000	174	52Psi UMa	3.0040	4400.0	74	26510	No
28	GOM_NL__2PRFIN20070327_022844_000000372056_00404_26510_4104.N1	27-MAR-2007 02:28:44	Bright	36.500	82	48Bet UMa	2.3650	10600.	73	26510	No
29	GOM_NL__2PRFIN20070327_023015_000000362056_00404_26510_4105.N1	27-MAR-2007 02:30:15	Bright	36.000	36	50Alp UMa	1.8000	6300.0	72	26510	No
30	GOM_NL__2PRFIN20070327_023809_000000332056_00404_26510_4106.N1	27-MAR-2007 02:38:09	Bright	33.000	49	1Alp UMi	1.9900	6300.0	66	26510	No
31	GOM_NL__2PRFIN20070327_024556_000000352056_00404_26510_4107.N1	27-MAR-2007 02:45:56	Bright	34.500	89	5Alp Cep	2.4510	8000.0	69	26510	No
32	GOM_NL__2PRFIN20070327_030528_000000432056_00404_26510_4108.N1	27-MAR-2007 03:05:28	Twilight	43.000	154	22Bet Aqr	2.8990	5700.0	86	26510	No
33	GOM_NL__2PRFIN20070327_030806_000000402056_00404_26510_4109.N1	27-MAR-2007 03:08:06	Dark	39.500	142	49Del Cap	2.8500	8900.0	79	26510	No
34	GOM_NL__2PRFIN20070327_032014_000000382056_00404_26510_4110.N1	27-MAR-2007 03:20:14	Dark	37.500	45	Alp Pav	1.9400	26000.	75	26510	No
35	GOM_NL__2PRFIN20070327_032605_000000442056_00405_26511_4110.N1	27-MAR-2007 03:26:05	Dark	43.500	141	Bet Ara	2.8400	4600.0	87	26511	No
36	GOM_NL__2PRFIN20070327_032740_000000412056_00405_26511_4111.N1	27-MAR-2007 03:27:40	Dark	40.500	43	Alp TrA	1.9100	4250.0	81	26511	No
37	GOM_NL__2PRFIN20070327_032923_000000402056_00405_26511_4112.N1	27-MAR-2007 03:29:23	Dark	39.500	134	Bet TrA	2.8100	6600.0	79	26511	No
38	GOM_NL__2PRFIN20070327_033205_000000522056_00405_26511_4113.N1	27-MAR-2007 03:32:05	Dark	52.000	4	Alp1Cen	-0.010000	5800.0	104	26511	No
39	GOM_NL__2PRFIN20070327_033439_000000402056_00405_26511_4114.N1	27-MAR-2007 03:34:39	Straylight	40.000	12	Alp1Cru	0.77500	30000.	80	26511	No
40	GOM_NL__2PRFIN20070327_033603_000000422056_00405_26511_4115.N1	27-MAR-2007 03:36:03	Straylight	42.000	26	Gam Cru	1.6240	2900.0	84	26511	No
41	GOM_NL__2PRFIN20070327_033756_000000412056_00405_26511_4116.N1	27-MAR-2007 03:37:56	Straylight	40.500	64	Gam Cen	2.2000	10600.	81	26511	No
42	GOM_NL__2PRFIN20070327_035654_000000362056_00405_26511_4117.N1	27-MAR-2007 03:56:54	Bright	36.000	22	32Alp Leo	1.3600	15200.	72	26511	No

43	GOM_NL__2PRFIN20070327_035858_000000432056_00405_26511_4118.N1	27-MAR-2007 03:58:58	Bright	43.000	51	41Gam1Leo	2.0100	4500.0	86	26511	No
44	GOM_NL__2PRFIN20070327_040601_000000362056_00405_26511_4119.N1	27-MAR-2007 04:06:01	Bright	36.000	174	52Psi UMa	3.0040	4400.0	72	26511	No
45	GOM_NL__2PRFIN20070327_040920_000000362056_00405_26511_4120.N1	27-MAR-2007 04:09:20	Bright	35.500	82	48Bet UMa	2.3650	10600.	71	26511	No
46	GOM_NL__2PRFIN20070327_041051_000000382056_00405_26511_4121.N1	27-MAR-2007 04:10:51	Bright	38.000	36	50Alp UMa	1.8000	6300.0	76	26511	No
47	GOM_NL__2PRFIN20070327_041845_000000352056_00405_26511_4122.N1	27-MAR-2007 04:18:45	Bright	35.000	49	1Alp UMi	1.9900	6300.0	70	26511	No
48	GOM_NL__2PRFIN20070327_042632_000000362056_00405_26511_4123.N1	27-MAR-2007 04:26:32	Bright	35.500	89	5Alp Cep	2.4510	8000.0	71	26511	No
49	GOM_NL__2PRFIN20070327_044604_000000422056_00405_26511_4124.N1	27-MAR-2007 04:46:04	Twilight	42.000	154	22Bet Aqr	2.8990	5700.0	84	26511	No
50	GOM_NL__2PRFIN20070327_044842_000000382056_00405_26511_4125.N1	27-MAR-2007 04:48:42	Dark	38.000	142	49Del Cap	2.8500	8900.0	76	26511	No
51	GOM_NL__2PRFIN20070327_050050_000000412056_00405_26511_4126.N1	27-MAR-2007 05:00:50	Dark	41.000	45	Alp Pav	1.9400	26000.	82	26511	No
52	GOM_NL__2PRFIN20070327_064718_000000422056_00407_26513_4136.N1	27-MAR-2007 06:47:18	Dark	42.000	141	Bet Ara	2.8400	4600.0	84	26513	No
53	GOM_NL__2PRFIN20070327_064853_000000392056_00407_26513_4137.N1	27-MAR-2007 06:48:53	Dark	38.500	43	Alp TrA	1.9100	4250.0	77	26513	No
54	GOM_NL__2PRFIN20070327_065036_000000382056_00407_26513_4138.N1	27-MAR-2007 06:50:36	Dark	38.000	134	Bet TrA	2.8100	6600.0	76	26513	No
55	GOM_NL__2PRFIN20070327_065318_000000562056_00407_26513_4139.N1	27-MAR-2007 06:53:18	Dark	56.000	4	Alp1Cen	-0.010000	5800.0	112	26513	No
56	GOM_NL__2PRFIN20070327_065552_000000422056_00407_26513_4140.N1	27-MAR-2007 06:55:52	Straylight	42.000	12	Alp1Cru	0.77500	30000.	84	26513	No
57	GOM_NL__2PRFIN20070327_065716_000000432056_00407_26513_4141.N1	27-MAR-2007 06:57:16	Straylight	43.000	26	Gam Cru	1.6240	2900.0	86	26513	No
58	GOM_NL__2PRFIN20070327_065908_000000402056_00407_26513_4142.N1	27-MAR-2007 06:59:08	Straylight	39.500	64	Gam Cen	2.2000	10600.	79	26513	No
59	GOM_NL__2PRFIN20070327_071806_000000372056_00407_26513_4143.N1	27-MAR-2007 07:18:06	Bright	36.500	22	32Alp Leo	1.3600	15200.	73	26513	No
60	GOM_NL__2PRFIN20070327_072010_000000362056_00407_26513_4144.N1	27-MAR-2007 07:20:10	Bright	35.500	51	41Gam1Leo	2.0100	4500.0	71	26513	No
61	GOM_NL__2PRFIN20070327_072713_000000382056_00407_26513_4145.N1	27-MAR-2007 07:27:13	Bright	38.000	174	52Psi UMa	3.0040	4400.0	76	26513	No
62	GOM_NL__2PRFIN20070327_073032_000000362056_00407_26513_4146.N1	27-MAR-2007 07:30:32	Bright	35.500	82	48Bet UMa	2.3650	10600.	71	26513	No
63	GOM_NL__2PRFIN20070327_073203_000000372056_00407_26513_4147.N1	27-MAR-2007 07:32:03	Bright	37.000	36	50Alp UMa	1.8000	6300.0	74	26513	No
64	GOM_NL__2PRFIN20070327_073957_000000362056_00407_26513_4148.N1	27-MAR-2007 07:39:57	Bright	36.000	49	1Alp UMi	1.9900	6300.0	72	26513	No
65	GOM_NL__2PRFIN20070327_074744_000000352056_00407_26513_4149.N1	27-MAR-2007 07:47:44	Bright	34.500	89	5Alp Cep	2.4510	8000.0	69	26513	No
66	GOM_NL__2PRFIN20070327_080717_000000412056_00407_26513_4150.N1	27-MAR-2007 08:07:17	Twilight	41.000	154	22Bet Aqr	2.8990	5700.0	82	26513	No
67	GOM_NL__2PRFIN20070327_080955_000000392056_00407_26513_4151.N1	27-MAR-2007 08:09:55	Dark	38.500	142	49Del Cap	2.8500	8900.0	77	26513	No
68	GOM_NL__2PRFIN20070327_082203_000000372056_00407_26513_4152.N1	27-MAR-2007 08:22:03	Dark	37.000	45	Alp Pav	1.9400	26000.	74	26513	No
69	GOM_NL__2PRFIN20070327_082755_000000442056_00408_26514_4158.N1	27-MAR-2007 08:27:55	Dark	43.500	141	Bet Ara	2.8400	4600.0	87	26514	No
70	GOM_NL__2PRFIN20070327_082929_000000482056_00408_26514_4159.N1	27-MAR-2007 08:29:29	Dark	48.000	43	Alp TrA	1.9100	4250.0	96	26514	No
71	GOM_NL__2PRFIN20070327_083112_000000402056_00408_26514_4160.N1	27-MAR-2007 08:31:12	Dark	39.500	134	Bet TrA	2.8100	6600.0	79	26514	No
72	GOM_NL__2PRFIN20070327_083354_000000562056_00408_26514_4161.N1	27-MAR-2007 08:33:54	Dark	55.500	4	Alp1Cen	-0.010000	5800.0	111	26514	No
73	GOM_NL__2PRFIN20070327_083628_000000442056_00408_26514_4162.N1	27-MAR-2007 08:36:28	Straylight	44.000	12	Alp1Cru	0.77500	30000.	88	26514	No
74	GOM_NL__2PRFIN20070327_083752_000000462056_00408_26514_4163.N1	27-MAR-2007 08:37:52	Straylight	46.000	26	Gam Cru	1.6240	2900.0	92	26514	No
75	GOM_NL__2PRFIN20070327_083945_000000392056_00408_26514_4164.N1	27-MAR-2007 08:39:45	Straylight	38.500	64	Gam Cen	2.2000	10600.	77	26514	No
76	GOM_NL__2PRFIN20070327_085842_000000442056_00408_26514_4165.N1	27-MAR-2007 08:58:42	Bright	43.500	22	32Alp Leo	1.3600	15200.	87	26514	No
77	GOM_NL__2PRFIN20070327_090046_000000372056_00408_26514_4166.N1	27-MAR-2007 09:00:46	Bright	36.500	51	41Gam1Leo	2.0100	4500.0	73	26514	No
78	GOM_NL__2PRFIN20070327_090749_000000372056_00408_26514_4167.N1	27-MAR-2007 09:07:49	Bright	37.000	174	52Psi UMa	3.0040	4400.0	74	26514	No
79	GOM_NL__2PRFIN20070327_091107_000000452056_00408_26514_4168.N1	27-MAR-2007 09:11:07	Bright	45.000	82	48Bet UMa	2.3650	10600.	90	26514	No
80	GOM_NL__2PRFIN20070327_091239_000000382056_00408_26514_4169.N1	27-MAR-2007 09:12:39	Bright	37.500	36	50Alp UMa	1.8000	6300.0	75	26514	No
81	GOM_NL__2PRFIN20070327_092033_000000362056_00408_26514_4170.N1	27-MAR-2007 09:20:33	Bright	35.500	49	1Alp UMi	1.9900	6300.0	71	26514	No
82	GOM_NL__2PRFIN20070327_092819_000000402056_00408_26514_4171.N1	27-MAR-2007 09:28:19	Bright	40.000	89	5Alp Cep	2.4510	8000.0	80	26514	No
83	GOM_NL__2PRFIN20070327_094323_000000392056_00408_26514_4172.N1	27-MAR-2007 09:43:23	Bright	38.500	61	8Eps Peg	2.1000	3900.0	77	26514	No
84	GOM_NL__2PRFIN20070327_094753_000000422056_00408_26514_4173.N1	27-MAR-2007 09:47:53	Twilight	42.000	154	22Bet Aqr	2.8990	5700.0	84	26514	No
85	GOM_NL__2PRFIN20070327_095031_000000392056_00408_26514_4174.N1	27-MAR-2007 09:50:31	Dark	38.500	142	49Del Cap	2.8500	8900.0	77	26514	No
86	GOM_NL__2PRFIN20070327_100239_000000402056_00408_26514_4175.N1	27-MAR-2007 10:02:39	Dark	39.500	45	Alp Pav	1.9400	26000.	79	26514	No
87	GOM_NL__2PRFIN20070327_100832_000000402056_00409_26515_4209.N1	27-MAR-2007 10:08:32	Dark	40.000	141	Bet Ara	2.8400	4600.0	80	26515	No
88	GOM_NL__2PRFIN20070327_101005_000000382056_00409_26515_4210.N1	27-MAR-2007 10:10:05	Dark	37.500	43	Alp TrA	1.9100	4250.0	75	26515	No
89	GOM_NL__2PRFIN20070327_101149_000000382056_00409_26515_4211.N1	27-MAR-2007 10:11:49	Dark	37.500	134	Bet TrA	2.8100	6600.0	75	26515	No
90	GOM_NL__2PRFIN20070327_101431_000000552056_00409_26515_4212.N1	27-MAR-2007 10:14:31	Dark	55.000	4	Alp1Cen	-0.010000	5800.0	110	26515	No
91	GOM_NL__2PRFIN20070327_101704_000000462056_00409_26515_4213.N1	27-MAR-2007 10:17:04	Straylight	45.500	12	Alp1Cru	0.77500	30000.	91	26515	No
92	GOM_NL__2PRFIN20070327_101828_000000442056_00409_26515_4214.N1	27-MAR-2007 10:18:28	Straylight	43.500	26	Gam Cru	1.6240	2900.0	87	26515	No
93	GOM_NL__2PRFIN20070327_102021_000000432056_00409_26515_4215.N1	27-MAR-2007 10:20:21	Straylight	43.000	64	Gam Cen	2.2000	10600.	86	26515	No
94	GOM_NL__2PRFIN20070327_103918_000000362056_00409_26515_4216.N1	27-MAR-2007 10:39:18	Bright	35.500	22	32Alp Leo	1.3600	15200.	71	26515	No
95	GOM_NL__2PRFIN20070327_104122_000000372056_00409_26515_4217.N1	27-MAR-2007 10:41:22	Bright	37.000	51	41Gam1Leo	2.0100	4500.0	74	26515	No
96	GOM_NL__2PRFIN20070327_104824_000000382056_00409_26515_4218.N1	27-MAR-2007 10:48:24	Bright	37.500	174	52Psi UMa	3.0040	4400.0	75	26515	No
97	GOM_NL__2PRFIN20070327_105143_000000382056_00409_26515_4219.N1	27-MAR-2007 10:51:43	Bright	37.500	82	48Bet UMa	2.3650	10600.	75	26515	No
98	GOM_NL__2PRFIN20070327_105315_000000382056_00409_26515_4220.N1	27-MAR-2007 10:53:15	Bright	38.000	36	50Alp UMa	1.8000	6300.0	76	26515	No
99	GOM_NL__2PRFIN20070327_110109_000000362056_00409_26515_4221.N1	27-MAR-2007 11:01:09	Bright	35.500	49	1Alp UMi	1.9900	6300.0	71	26515	No
100	GOM_NL__2PRFIN20070327_110855_000000362056_00409_26515_4222.N1	27-MAR-2007 11:08:55	Bright	35.500	89	5Alp Cep	2.4510	8000.0	71	26515	No
101	GOM_NL__2PRFIN20070327_112359_000000362056_00409_26515_4223.N1	27-MAR-2007 11:23:59	Bright	36.000	61	8Eps Peg	2.1000	3900.0	72	26515	No

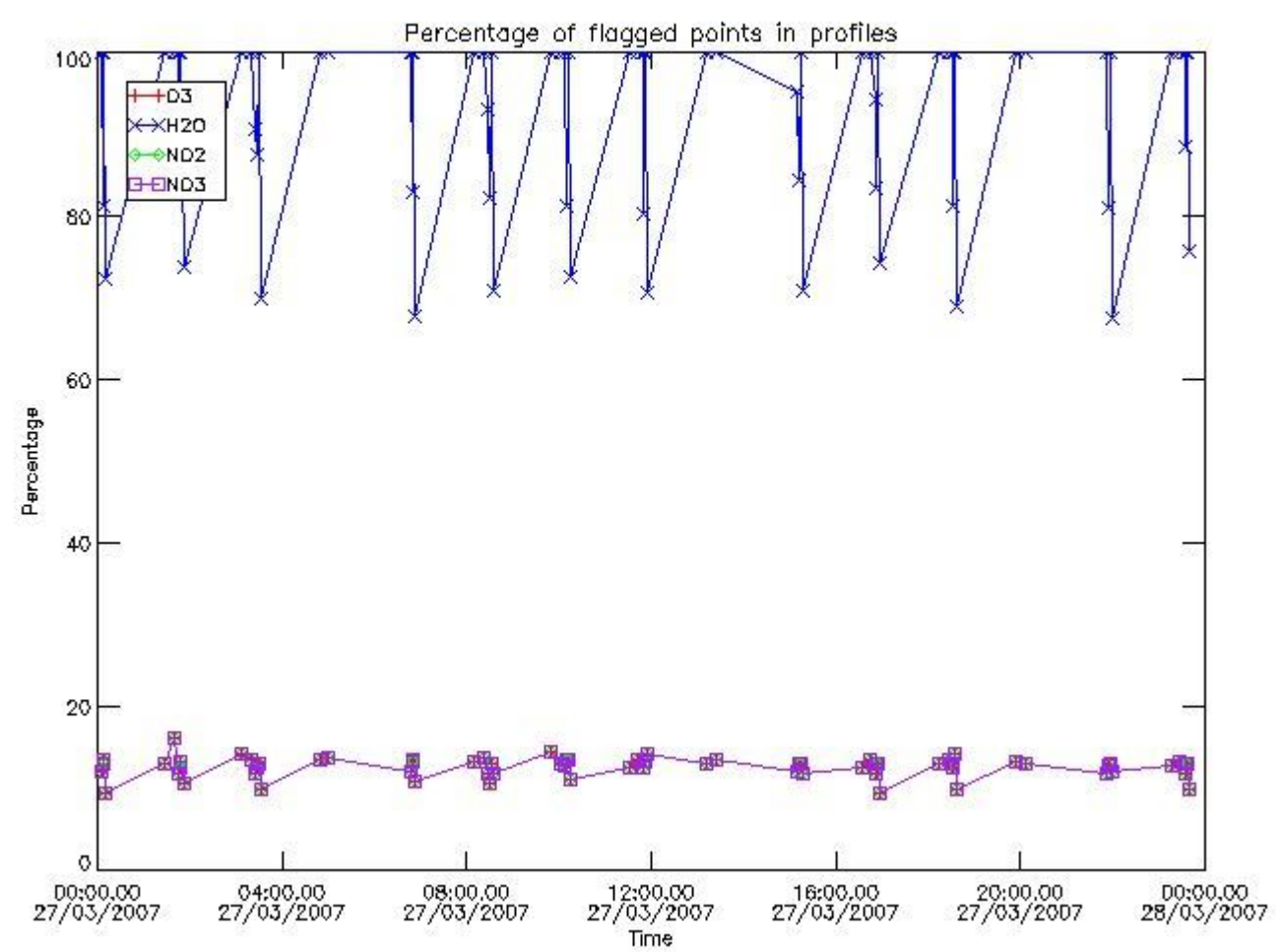
102	GOM_NL__2PRFIN20070327_112829_000000402056_00409_26515_4224.N1	27-MAR-2007 11:28:29	Twilight	40.000	154	22Bet Aqr	2.8990	5700.0	80	26515	No
103	GOM_NL__2PRFIN20070327_113107_000000412056_00409_26515_4225.N1	27-MAR-2007 11:31:07	Dark	40.500	142	49Del Cap	2.8500	8900.0	81	26515	No
104	GOM_NL__2PRFIN20070327_114315_000000382056_00409_26515_4226.N1	27-MAR-2007 11:43:15	Dark	38.000	45	Alp Pav	1.9400	26000.	76	26515	No
105	GOM_NL__2PRFIN20070327_114908_000000412056_00410_26516_4277.N1	27-MAR-2007 11:49:08	Dark	41.000	141	Bet Ara	2.8400	4600.0	82	26516	No
106	GOM_NL__2PRFIN20070327_115042_000000412056_00410_26516_4278.N1	27-MAR-2007 11:50:42	Dark	41.000	43	Alp TrA	1.9100	4250.0	82	26516	No
107	GOM_NL__2PRFIN20070327_115225_000000392056_00410_26516_4279.N1	27-MAR-2007 11:52:25	Dark	38.500	134	Bet TrA	2.8100	6600.0	77	26516	No
108	GOM_NL__2PRFIN20070327_115507_000000432056_00410_26516_4280.N1	27-MAR-2007 11:55:07	Dark	43.000	4	Alp1Cen	-0.010000	5800.0	86	26516	No
109	GOM_NL__2PRFIN20070327_115740_000000472056_00410_26516_4281.N1	27-MAR-2007 11:57:40	Straylight	46.500	12	Alp1Cru	0.77500	30000.	93	26516	No
110	GOM_NL__2PRFIN20070327_115904_000000452056_00410_26516_4282.N1	27-MAR-2007 11:59:04	Straylight	45.000	26	Gam Cru	1.6240	2900.0	90	26516	No
111	GOM_NL__2PRFIN20070327_120057_000000402056_00410_26516_4283.N1	27-MAR-2007 12:00:57	Straylight	40.000	64	Gam Cen	2.2000	10600.	80	26516	No
112	GOM_NL__2PRFIN20070327_120904_000000272056_00410_26516_4284.N1	27-MAR-2007 12:09:04	Twilight	26.500	171	2Eps Crv	3.0010	4250.0	53	26516	No
113	GOM_NL__2PRFIN20070327_121954_000000362056_00410_26516_4285.N1	27-MAR-2007 12:19:54	Bright	35.500	22	32Alp Leo	1.3600	15200.	71	26516	No
114	GOM_NL__2PRFIN20070327_122158_000000362056_00410_26516_4286.N1	27-MAR-2007 12:21:58	Bright	36.000	51	41Gam1Leo	2.0100	4500.0	72	26516	No
115	GOM_NL__2PRFIN20070327_122900_000000362056_00410_26516_4287.N1	27-MAR-2007 12:29:00	Bright	35.500	174	52Psi UMa	3.0040	4400.0	71	26516	No
116	GOM_NL__2PRFIN20070327_123219_000000352056_00410_26516_4288.N1	27-MAR-2007 12:32:19	Bright	34.500	82	48Bet UMa	2.3650	10600.	69	26516	No
117	GOM_NL__2PRFIN20070327_123350_000000382056_00410_26516_4289.N1	27-MAR-2007 12:33:50	Bright	38.000	36	50Alp UMa	1.8000	6300.0	76	26516	No
118	GOM_NL__2PRFIN20070327_124145_000000342056_00410_26516_4290.N1	27-MAR-2007 12:41:45	Bright	34.000	49	1Alp UMi	1.9900	6300.0	68	26516	No
119	GOM_NL__2PRFIN20070327_124931_000000362056_00410_26516_4291.N1	27-MAR-2007 12:49:31	Bright	35.500	89	5Alp Cep	2.4510	8000.0	71	26516	No
120	GOM_NL__2PRFIN20070327_130435_000000392056_00410_26516_4292.N1	27-MAR-2007 13:04:35	Bright	38.500	61	8Eps Peg	2.1000	3900.0	77	26516	No
121	GOM_NL__2PRFIN20070327_130905_000000402056_00410_26516_4293.N1	27-MAR-2007 13:09:05	Twilight	40.000	154	22Bet Aqr	2.8990	5700.0	80	26516	No
122	GOM_NL__2PRFIN20070327_131143_000000392056_00410_26516_4294.N1	27-MAR-2007 13:11:43	Dark	39.000	142	49Del Cap	2.8500	8900.0	78	26516	No
123	GOM_NL__2PRFIN20070327_132352_000000382056_00410_26516_4295.N1	27-MAR-2007 13:23:52	Dark	38.000	45	Alp Pav	1.9400	26000.	76	26516	No
124	GOM_NL__2PRFIN20070327_151021_000000432056_00412_26518_4322.N1	27-MAR-2007 15:10:21	Dark	42.500	141	Bet Ara	2.8400	4600.0	85	26518	No
125	GOM_NL__2PRFIN20070327_151154_000000392056_00412_26518_4323.N1	27-MAR-2007 15:11:54	Dark	39.000	43	Alp TrA	1.9100	4250.0	78	26518	No
126	GOM_NL__2PRFIN20070327_151338_000000392056_00412_26518_4324.N1	27-MAR-2007 15:13:38	Dark	39.000	134	Bet TrA	2.8100	6600.0	78	26518	No
127	GOM_NL__2PRFIN20070327_151620_000000442056_00412_26518_4325.N1	27-MAR-2007 15:16:20	Dark	43.500	4	Alp1Cen	-0.010000	5800.0	87	26518	No
128	GOM_NL__2PRFIN20070327_151853_000000392056_00412_26518_4326.N1	27-MAR-2007 15:18:53	Straylight	39.000	12	Alp1Cru	0.77500	30000.	78	26518	No
129	GOM_NL__2PRFIN20070327_152017_000000462056_00412_26518_4327.N1	27-MAR-2007 15:20:17	Straylight	45.500	26	Gam Cru	1.6240	2900.0	91	26518	No
130	GOM_NL__2PRFIN20070327_152210_000000392056_00412_26518_4328.N1	27-MAR-2007 15:22:10	Straylight	38.500	64	Gam Cen	2.2000	10600.	77	26518	No
131	GOM_NL__2PRFIN20070327_153016_000000352056_00412_26518_4329.N1	27-MAR-2007 15:30:16	Twilight	35.000	171	2Eps Crv	3.0010	4250.0	70	26518	No
132	GOM_NL__2PRFIN20070327_154106_000000372056_00412_26518_4330.N1	27-MAR-2007 15:41:06	Bright	36.500	22	32Alp Leo	1.3600	15200.	73	26518	No
133	GOM_NL__2PRFIN20070327_154310_000000362056_00412_26518_4331.N1	27-MAR-2007 15:43:10	Bright	35.500	51	41Gam1Leo	2.0100	4500.0	71	26518	No
134	GOM_NL__2PRFIN20070327_155012_000000372056_00412_26518_4332.N1	27-MAR-2007 15:50:12	Bright	37.000	174	52Psi UMa	3.0040	4400.0	74	26518	No
135	GOM_NL__2PRFIN20070327_155330_000000352056_00412_26518_4333.N1	27-MAR-2007 15:53:30	Bright	34.500	82	48Bet UMa	2.3650	10600.	69	26518	No
136	GOM_NL__2PRFIN20070327_155502_000000382056_00412_26518_4334.N1	27-MAR-2007 15:55:02	Bright	37.500	36	50Alp UMa	1.8000	6300.0	75	26518	No
137	GOM_NL__2PRFIN20070327_160257_000000372056_00412_26518_4335.N1	27-MAR-2007 16:02:57	Bright	36.500	49	1Alp UMi	1.9900	6300.0	73	26518	No
138	GOM_NL__2PRFIN20070327_161043_000000362056_00412_26518_4336.N1	27-MAR-2007 16:10:43	Bright	36.000	89	5Alp Cep	2.4510	8000.0	72	26518	No
139	GOM_NL__2PRFIN20070327_162548_000000412056_00412_26518_4337.N1	27-MAR-2007 16:25:48	Bright	40.500	61	8Eps Peg	2.1000	3900.0	81	26518	No
140	GOM_NL__2PRFIN20070327_163018_000000422056_00412_26518_4338.N1	27-MAR-2007 16:30:18	Twilight	41.500	154	22Bet Aqr	2.8990	5700.0	83	26518	No
141	GOM_NL__2PRFIN20070327_163255_000000412056_00412_26518_4339.N1	27-MAR-2007 16:32:55	Dark	40.500	142	49Del Cap	2.8500	8900.0	81	26518	No
142	GOM_NL__2PRFIN20070327_164504_000000382056_00412_26518_4340.N1	27-MAR-2007 16:45:04	Dark	37.500	45	Alp Pav	1.9400	26000.	75	26518	No
143	GOM_NL__2PRFIN20070327_165058_000000442056_00413_26519_4367.N1	27-MAR-2007 16:50:58	Dark	43.500	141	Bet Ara	2.8400	4600.0	87	26519	No
144	GOM_NL__2PRFIN20070327_165231_000000402056_00413_26519_4368.N1	27-MAR-2007 16:52:31	Dark	39.500	43	Alp TrA	1.9100	4250.0	79	26519	No
145	GOM_NL__2PRFIN20070327_165415_000000392056_00413_26519_4369.N1	27-MAR-2007 16:54:15	Dark	39.000	134	Bet TrA	2.8100	6600.0	78	26519	No
146	GOM_NL__2PRFIN20070327_165656_000000552056_00413_26519_4370.N1	27-MAR-2007 16:56:56	Dark	54.500	4	Alp1Cen	-0.010000	5800.0	109	26519	No
147	GOM_NL__2PRFIN20070327_165929_000000472056_00413_26519_4371.N1	27-MAR-2007 16:59:29	Straylight	46.500	12	Alp1Cru	0.77500	30000.	93	26519	No
148	GOM_NL__2PRFIN20070327_170053_000000452056_00413_26519_4372.N1	27-MAR-2007 17:00:53	Straylight	45.000	26	Gam Cru	1.6240	2900.0	90	26519	No
149	GOM_NL__2PRFIN20070327_170246_000000392056_00413_26519_4373.N1	27-MAR-2007 17:02:46	Straylight	39.000	64	Gam Cen	2.2000	10600.	78	26519	No
150	GOM_NL__2PRFIN20070327_171052_000000352056_00413_26519_4374.N1	27-MAR-2007 17:10:52	Twilight	35.000	171	2Eps Crv	3.0010	4250.0	70	26519	No
151	GOM_NL__2PRFIN20070327_172142_000000362056_00413_26519_4375.N1	27-MAR-2007 17:21:42	Bright	36.000	22	32Alp Leo	1.3600	15200.	72	26519	No
152	GOM_NL__2PRFIN20070327_172347_000000362056_00413_26519_4376.N1	27-MAR-2007 17:23:47	Bright	36.000	51	41Gam1Leo	2.0100	4500.0	72	26519	No
153	GOM_NL__2PRFIN20070327_173048_000000362056_00413_26519_4377.N1	27-MAR-2007 17:30:48	Bright	35.500	174	52Psi UMa	3.0040	4400.0	71	26519	No
154	GOM_NL__2PRFIN20070327_173406_000000372056_00413_26519_4378.N1	27-MAR-2007 17:34:06	Bright	36.500	82	48Bet UMa	2.3650	10600.	73	26519	No
155	GOM_NL__2PRFIN20070327_173538_000000372056_00413_26519_4379.N1	27-MAR-2007 17:35:38	Bright	36.500	36	50Alp UMa	1.8000	6300.0	73	26519	No
156	GOM_NL__2PRFIN20070327_174333_000000362056_00413_26519_4380.N1	27-MAR-2007 17:43:33	Bright	35.500	49	1Alp UMi	1.9900	6300.0	71	26519	No
157	GOM_NL__2PRFIN20070327_175119_000000332056_00413_26519_4381.N1	27-MAR-2007 17:51:19	Bright	33.000	89	5Alp Cep	2.4510	8000.0	66	26519	No
158	GOM_NL__2PRFIN20070327_180624_000000402056_00413_26519_4382.N1	27-MAR-2007 18:06:24	Bright	40.000	61	8Eps Peg	2.1000	3900.0	80	26519	No
159	GOM_NL__2PRFIN20070327_181054_000000422056_00413_26519_4383.N1	27-MAR-2007 18:10:54	Twilight	41.500	154	22Bet Aqr	2.8990	5700.0	83	26519	No
160	GOM_NL__2PRFIN20070327_181332_000000402056_00413_26519_4384.N1	27-MAR-2007 18:13:32	Dark	39.500	142	49Del Cap	2.8500	8900.0	79	26519	No

161	GOM_NL__2PRFIN20070327_182541_000000382056_00413_26519_4385.N1	27-MAR-2007 18:25:41	Dark	37.500	45	Alp Pav	1.9400	26000.	75	26519	No
162	GOM_NL__2PRFIN20070327_183135_000000432056_00414_26520_4406.N1	27-MAR-2007 18:31:35	Dark	43.000	141	Bet Ara	2.8400	4600.0	86	26520	No
163	GOM_NL__2PRFIN20070327_183307_000000412056_00414_26520_4407.N1	27-MAR-2007 18:33:07	Dark	40.500	43	Alp TrA	1.9100	4250.0	81	26520	No
164	GOM_NL__2PRFIN20070327_183451_000000402056_00414_26520_4408.N1	27-MAR-2007 18:34:51	Dark	39.500	134	Bet TrA	2.8100	6600.0	79	26520	No
165	GOM_NL__2PRFIN20070327_183733_000000522056_00414_26520_4409.N1	27-MAR-2007 18:37:33	Dark	52.000	4	Alp1Cen	-0.010000	5800.0	104	26520	No
166	GOM_NL__2PRFIN20070327_184005_000000412056_00414_26520_4410.N1	27-MAR-2007 18:40:05	Straylight	40.500	12	Alp1Cru	0.77500	30000.	81	26520	No
167	GOM_NL__2PRFIN20070327_184129_000000442056_00414_26520_4411.N1	27-MAR-2007 18:41:29	Straylight	44.000	26	Gam Cru	1.6240	2900.0	88	26520	No
168	GOM_NL__2PRFIN20070327_184322_000000402056_00414_26520_4412.N1	27-MAR-2007 18:43:22	Straylight	40.000	64	Gam Cen	2.2000	10600.	80	26520	No
169	GOM_NL__2PRFIN20070327_185128_000000432056_00414_26520_4413.N1	27-MAR-2007 18:51:28	Twilight	43.000	171	2Eps Crv	3.0010	4250.0	86	26520	No
170	GOM_NL__2PRFIN20070327_190218_000000362056_00414_26520_4414.N1	27-MAR-2007 19:02:18	Bright	36.000	22	32Alp Leo	1.3600	15200.	72	26520	No
171	GOM_NL__2PRFIN20070327_190423_000000362056_00414_26520_4415.N1	27-MAR-2007 19:04:23	Bright	36.000	51	41Gam1Leo	2.0100	4500.0	72	26520	No
172	GOM_NL__2PRFIN20070327_191123_000000362056_00414_26520_4416.N1	27-MAR-2007 19:11:23	Bright	35.500	174	52Psi UMa	3.0040	4400.0	71	26520	No
173	GOM_NL__2PRFIN20070327_191442_000000362056_00414_26520_4417.N1	27-MAR-2007 19:14:42	Bright	35.500	82	48Bet UMa	2.3650	10600.	71	26520	No
174	GOM_NL__2PRFIN20070327_191614_000000382056_00414_26520_4418.N1	27-MAR-2007 19:16:14	Bright	37.500	36	50Alp UMa	1.8000	6300.0	75	26520	No
175	GOM_NL__2PRFIN20070327_192409_000000372056_00414_26520_4419.N1	27-MAR-2007 19:24:09	Bright	36.500	49	1Alp UMi	1.9900	6300.0	73	26520	No
176	GOM_NL__2PRFIN20070327_193155_000000462056_00414_26520_4420.N1	27-MAR-2007 19:31:55	Bright	46.000	89	5Alp Cep	2.4510	8000.0	92	26520	No
177	GOM_NL__2PRFIN20070327_194700_000000422056_00414_26520_4421.N1	27-MAR-2007 19:47:00	Bright	41.500	61	8Eps Peg	2.1000	3900.0	83	26520	No
178	GOM_NL__2PRFIN20070327_195130_000000442056_00414_26520_4422.N1	27-MAR-2007 19:51:30	Twilight	43.500	154	22Bet Aqr	2.8990	5700.0	87	26520	No
179	GOM_NL__2PRFIN20070327_195408_000000392056_00414_26520_4423.N1	27-MAR-2007 19:54:08	Dark	38.500	142	49Del Cap	2.8500	8900.0	77	26520	No
180	GOM_NL__2PRFIN20070327_200617_000000392056_00414_26520_4424.N1	27-MAR-2007 20:06:17	Dark	39.000	45	Alp Pav	1.9400	26000.	78	26520	No
181	GOM_NL__2PRFIN20070327_215248_000000442056_00416_26522_4429.N1	27-MAR-2007 21:52:48	Dark	43.500	141	Bet Ara	2.8400	4600.0	87	26522	No
182	GOM_NL__2PRFIN20070327_215420_000000402056_00416_26522_4430.N1	27-MAR-2007 21:54:20	Dark	40.000	43	Alp TrA	1.9100	4250.0	80	26522	No
183	GOM_NL__2PRFIN20070327_215604_000000402056_00416_26522_4431.N1	27-MAR-2007 21:56:04	Dark	39.500	134	Bet TrA	2.8100	6600.0	79	26522	No
184	GOM_NL__2PRFIN20070327_215845_000000472056_00416_26522_4432.N1	27-MAR-2007 21:58:45	Dark	46.500	4	Alp1Cen	-0.010000	5800.0	93	26522	No
185	GOM_NL__2PRFIN20070327_220117_000000382056_00416_26522_4433.N1	27-MAR-2007 22:01:17	Straylight	38.000	12	Alp1Cru	0.77500	30000.	76	26522	No
186	GOM_NL__2PRFIN20070327_220242_000000452056_00416_26522_4434.N1	27-MAR-2007 22:02:42	Straylight	45.000	26	Gam Cru	1.6240	2900.0	90	26522	No
187	GOM_NL__2PRFIN20070327_220435_000000432056_00416_26522_4435.N1	27-MAR-2007 22:04:35	Straylight	42.500	64	Gam Cen	2.2000	10600.	85	26522	No
188	GOM_NL__2PRFIN20070327_221240_000000442056_00416_26522_4436.N1	27-MAR-2007 22:12:40	Twilight	44.000	171	2Eps Crv	3.0010	4250.0	88	26522	No
189	GOM_NL__2PRFIN20070327_222331_000000372056_00416_26522_4437.N1	27-MAR-2007 22:23:31	Bright	37.000	22	32Alp Leo	1.3600	15200.	74	26522	No
190	GOM_NL__2PRFIN20070327_222535_000000362056_00416_26522_4438.N1	27-MAR-2007 22:25:35	Bright	35.500	51	41Gam1Leo	2.0100	4500.0	71	26522	No
191	GOM_NL__2PRFIN20070327_223235_000000382056_00416_26522_4439.N1	27-MAR-2007 22:32:35	Bright	37.500	174	52Psi UMa	3.0040	4400.0	75	26522	No
192	GOM_NL__2PRFIN20070327_223554_000000362056_00416_26522_4440.N1	27-MAR-2007 22:35:54	Bright	36.000	82	48Bet UMa	2.3650	10600.	72	26522	No
193	GOM_NL__2PRFIN20070327_223725_000000382056_00416_26522_4441.N1	27-MAR-2007 22:37:25	Bright	37.500	36	50Alp UMa	1.8000	6300.0	75	26522	No
194	GOM_NL__2PRFIN20070327_224521_000000332056_00416_26522_4442.N1	27-MAR-2007 22:45:21	Bright	32.500	49	1Alp UMi	1.9900	6300.0	65	26522	No
195	GOM_NL__2PRFIN20070327_225306_000000352056_00416_26522_4443.N1	27-MAR-2007 22:53:06	Bright	34.500	89	5Alp Cep	2.4510	8000.0	69	26522	No
196	GOM_NL__2PRFIN20070327_230812_000000412056_00416_26522_4444.N1	27-MAR-2007 23:08:12	Bright	41.000	61	8Eps Peg	2.1000	3900.0	82	26522	No
197	GOM_NL__2PRFIN20070327_231243_000000422056_00416_26522_4445.N1	27-MAR-2007 23:12:43	Twilight	41.500	154	22Bet Aqr	2.8990	5700.0	83	26522	No
198	GOM_NL__2PRFIN20070327_231520_000000402056_00416_26522_4446.N1	27-MAR-2007 23:15:20	Dark	39.500	142	49Del Cap	2.8500	8900.0	79	26522	No
199	GOM_NL__2PRFIN20070327_232729_000000392056_00416_26522_4447.N1	27-MAR-2007 23:27:29	Dark	38.500	45	Alp Pav	1.9400	26000.	77	26522	No
200	GOM_NL__2PRFIN20070327_233325_000000432056_00417_26523_4463.N1	27-MAR-2007 23:33:25	Dark	43.000	141	Bet Ara	2.8400	4600.0	86	26523	No
201	GOM_NL__2PRFIN20070327_233456_000000402056_00417_26523_4464.N1	27-MAR-2007 23:34:56	Dark	39.500	43	Alp TrA	1.9100	4250.0	79	26523	No
202	GOM_NL__2PRFIN20070327_233640_000000402056_00417_26523_4465.N1	27-MAR-2007 23:36:40	Dark	39.500	134	Bet TrA	2.8100	6600.0	79	26523	No
203	GOM_NL__2PRFIN20070327_233922_000000522056_00417_26523_4466.N1	27-MAR-2007 23:39:22	Dark	52.000	4	Alp1Cen	-0.010000	5800.0	104	26523	No
204	GOM_NL__2PRFIN20070327_234153_000000412056_00417_26523_4467.N1	27-MAR-2007 23:41:53	Straylight	40.500	12	Alp1Cru	0.77500	30000.	81	26523	No
205	GOM_NL__2PRFIN20070327_234318_000000432056_00417_26523_4468.N1	27-MAR-2007 23:43:18	Straylight	43.000	26	Gam Cru	1.6240	2900.0	86	26523	No
206	GOM_NL__2PRFIN20070327_234511_000000422056_00417_26523_4469.N1	27-MAR-2007 23:45:11	Straylight	41.500	64	Gam Cen	2.2000	10600.	83	26523	No
207	GOM_NL__2PRFIN20070327_235317_000000432056_00417_26523_4470.N1	27-MAR-2007 23:53:17	Twilight	43.000	171	2Eps Crv	3.0010	4250.0	86	26523	No

3. Quality information per product

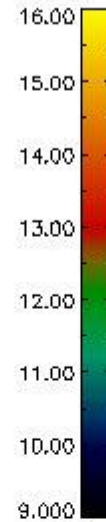
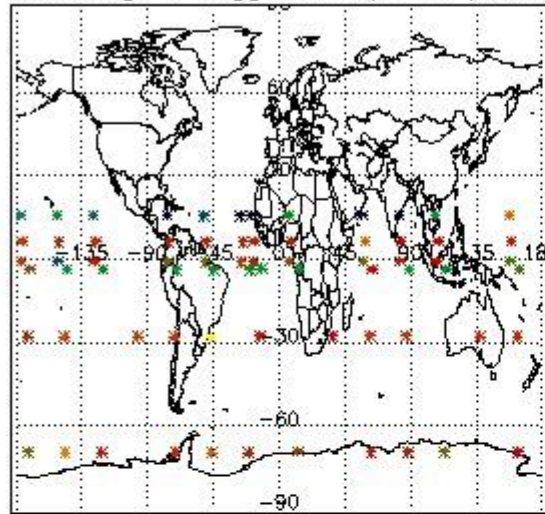
In this section it is plotted some information contained in the Quality Summary data set of the level 2 products. Only products in dark limb conditions and without errors (error flag in the MPH set to "0") are used.

3.1 Plot quality information per product (time dependant)

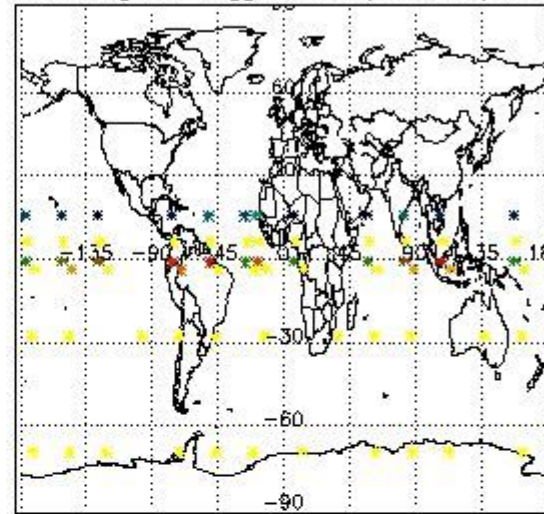


3.2 Plot quality information per product (world map)

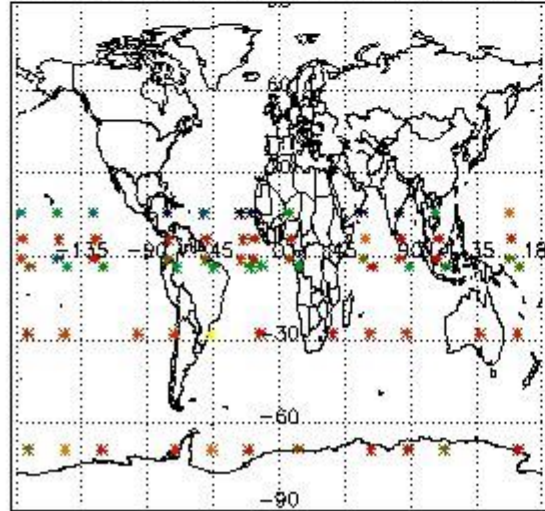
Percentage of flagged data per O3 profile



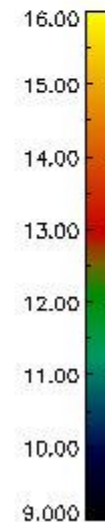
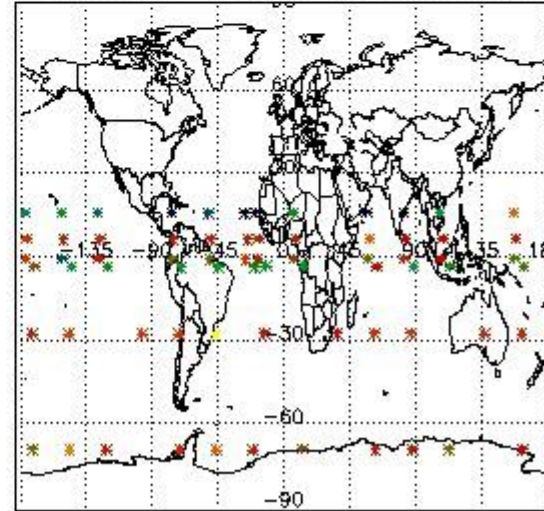
Percentage of flagged data per H2O profile



Percentage of flagged data per NO2 profile



Percentage of flagged data per NO3 profile

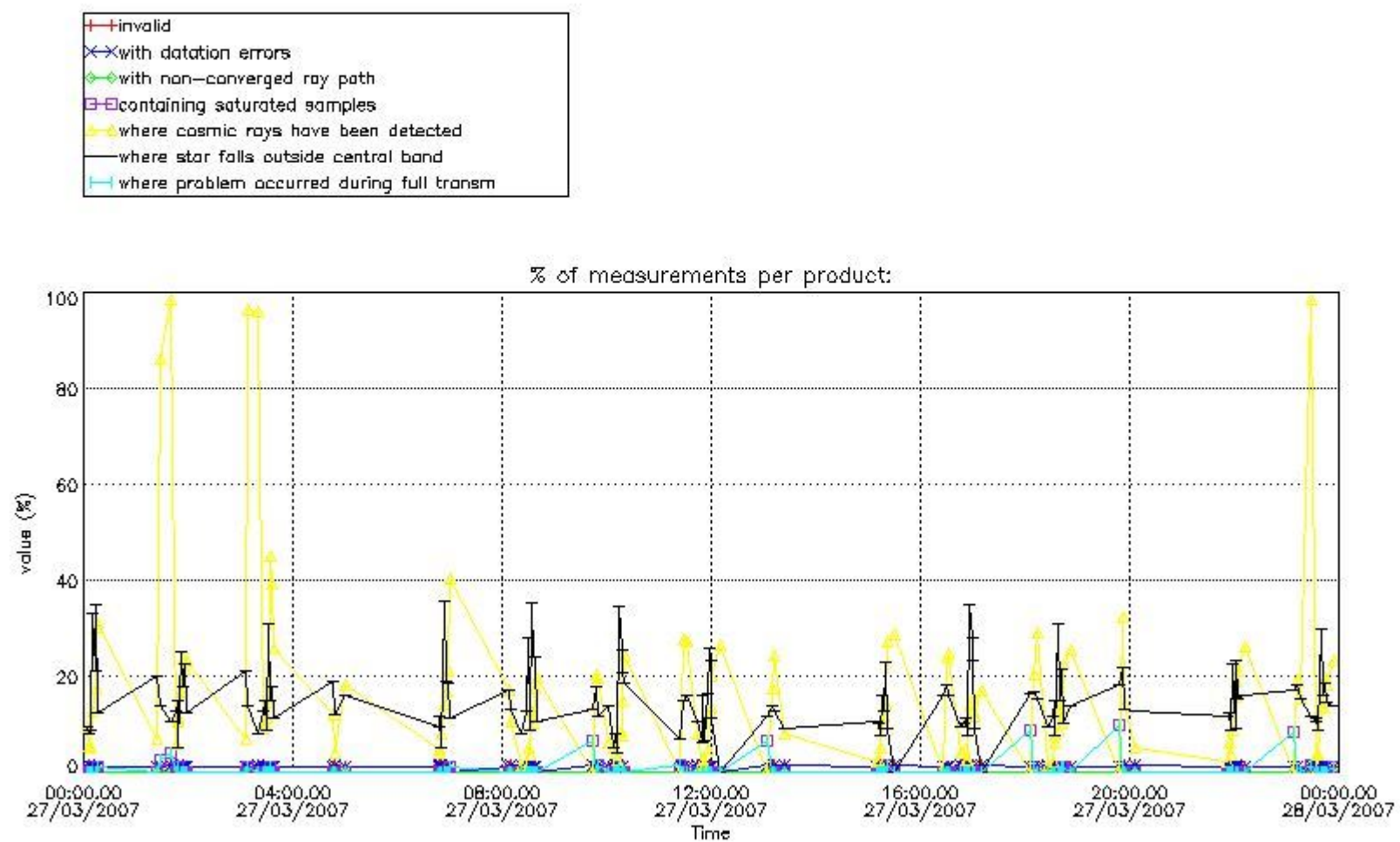


4. Level 1 quality information per product

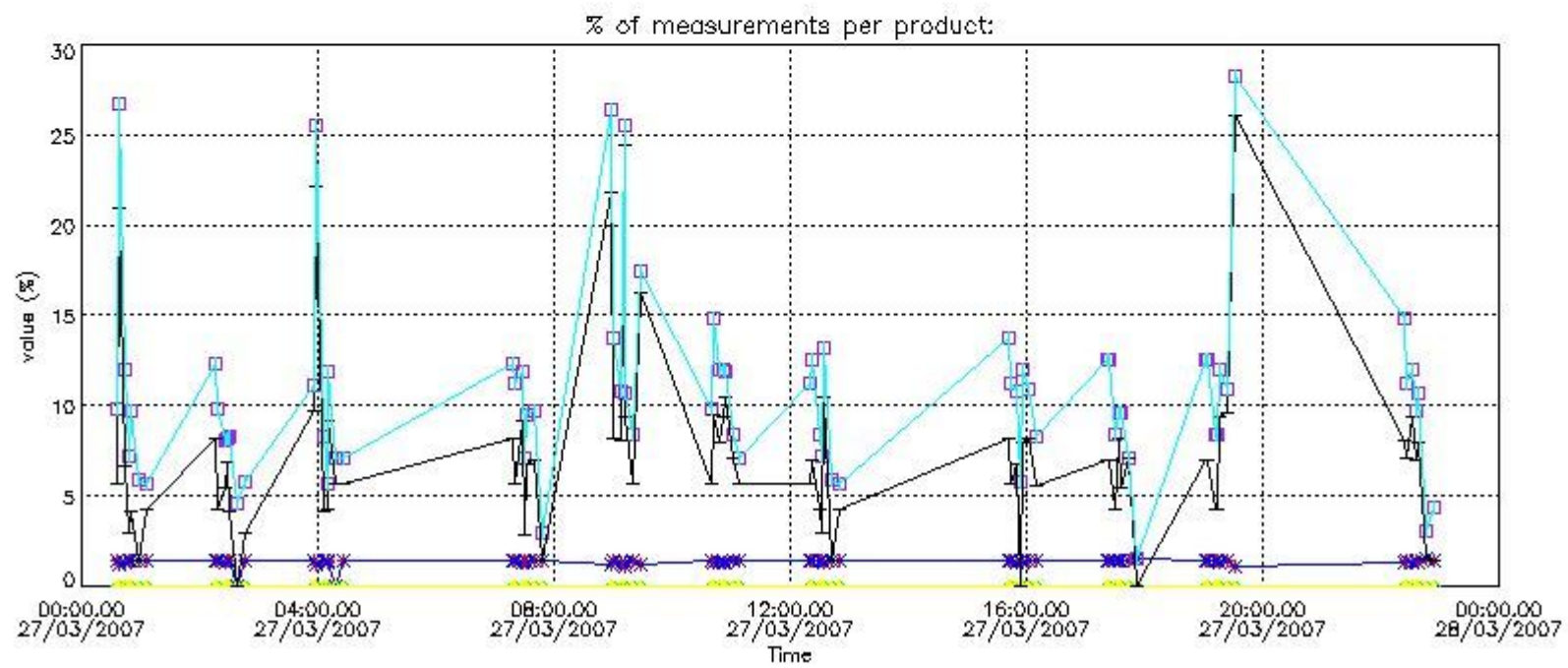
In this section it is plotted some information contained in the Quality Summary data set of the level 2 products that comes from the level 1b processing. Products without errors (error flag in the MPH set to "0") are used.

4.1 Plot quality information per product (time dependant) coming from level 1b processing

4.1.1 Plot level 1 quality information per product (time dependant): ENVISAT ASCENDING passes



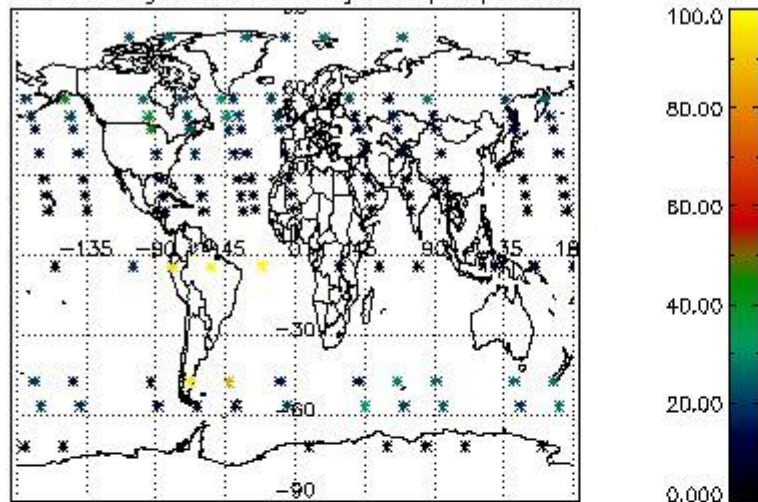
4.1.2 Plot level 1 quality information per product (time dependant): ENVI SAT DESCENDING passes



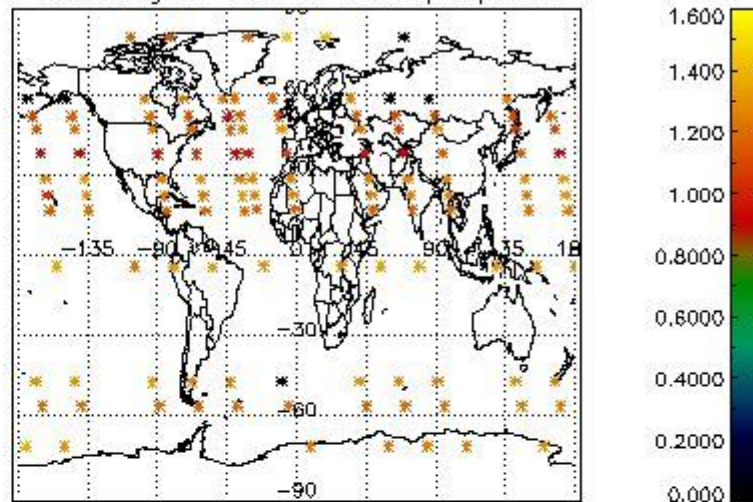
4.2 Plot quality information per product coming from level 1b processing (world map)

4.2.1 Plot level 1 quality information per product (world map): ENVISAT ASCENDING passes

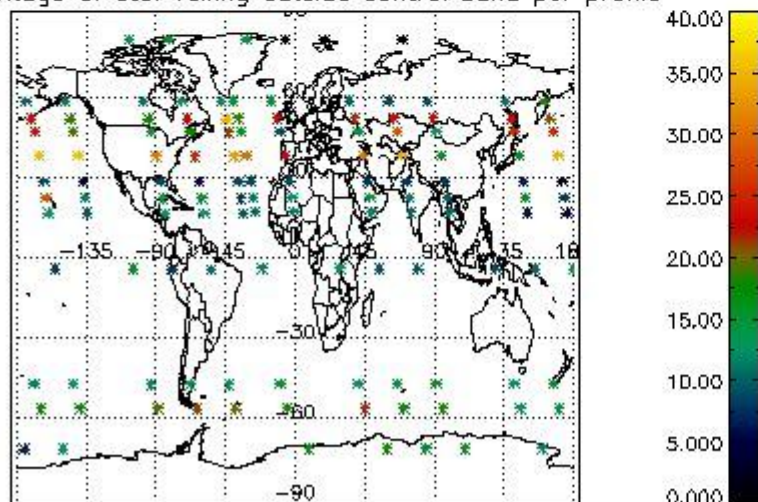
Percentage of cosmic ray hits per profile



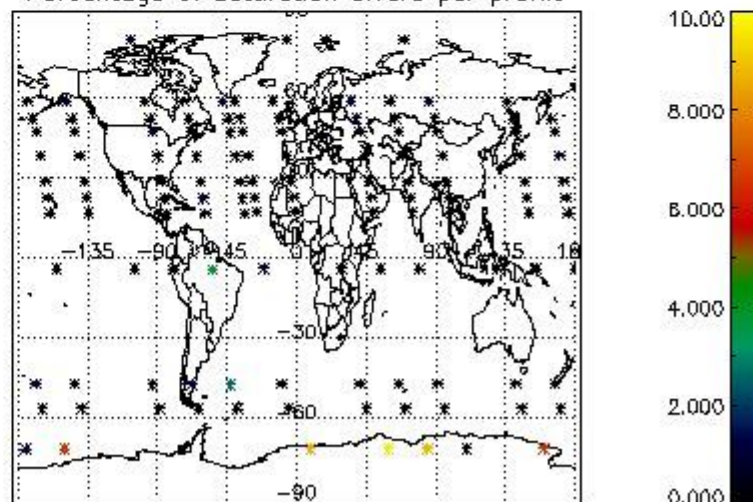
Percentage of datation errors per profile



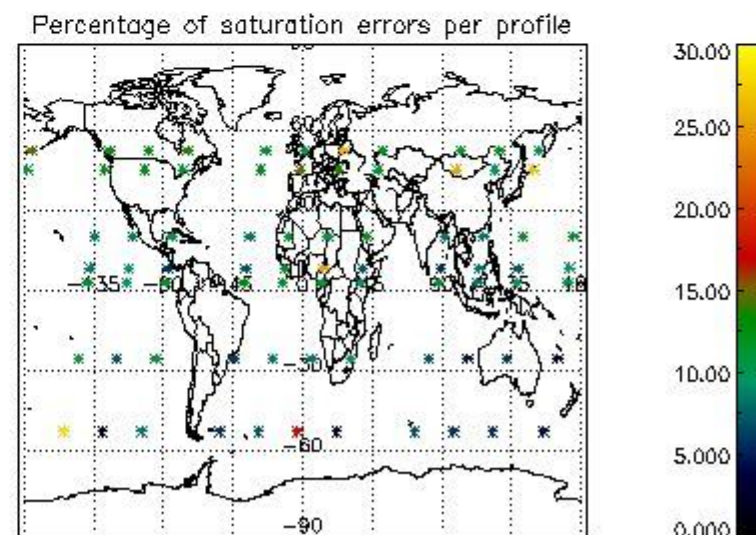
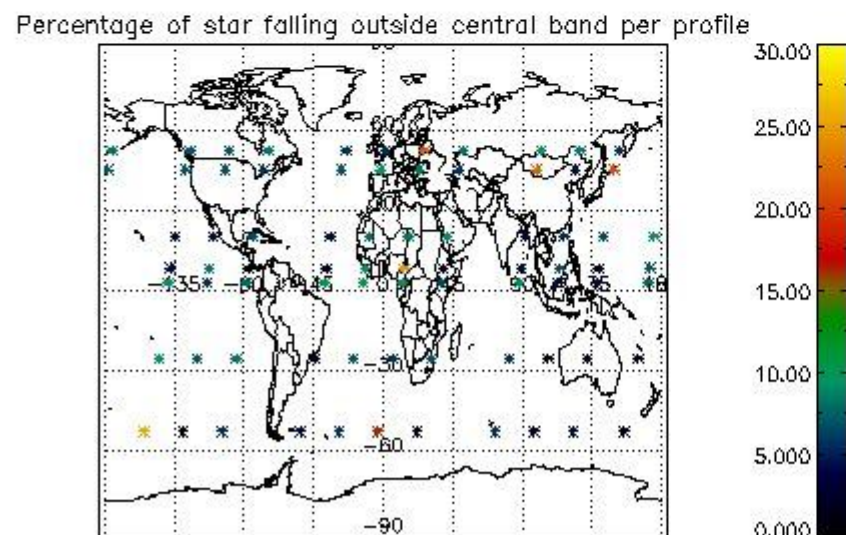
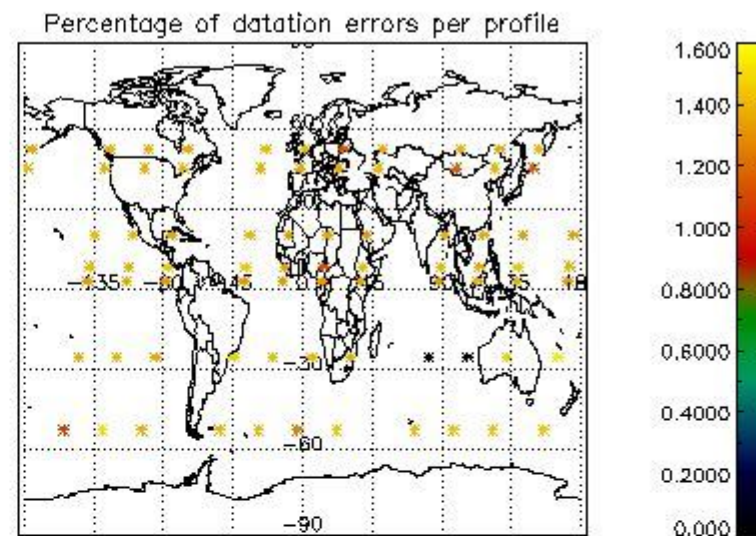
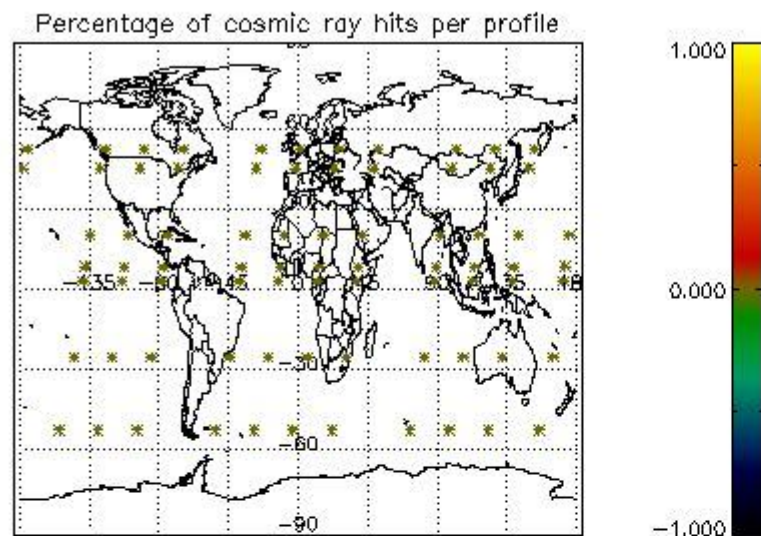
Percentage of star falling outside central band per profile



Percentage of saturation errors per profile



4.2.2 Plot level 1 quality information per product (world map): ENVISAT DESCENDING passes



5. Trace gas profiles

5.1 Ozone statistics based on quality of products

The final quality of the products can be "measured" using the STD (Standard Deviation) attached to every point profile. This information is written to the parameter GOM_NL__2P/NL_LOCAL_SPECIES_DENSITY/o3_std of the level 2 products. The table below shows the statistics for given STD ranges.

The statistics are given with respect to the overall valid production:

- Products without fatal errors: GOM_NL__2P/MPH/PRODUCT_ERR=0
- Valid point profile: GOM_NL__2P/NL_LOCAL_SPECIES_DENSITY/pcd(0)=0

The 'Criteria' is applied to valid points of dark limb products:

- Products in dark limb illumination condition: GOM_NL__2P/NL_SUMMARY_QUALITY/obs_ill_cond=0
- Products without fatal errors: GOM_NL__2P/MPH/PRODUCT_ERR=0
- Valid point profile: GOM_NL__2P/NL_LOCAL_SPECIES_DENSITY/pcd(0)=0

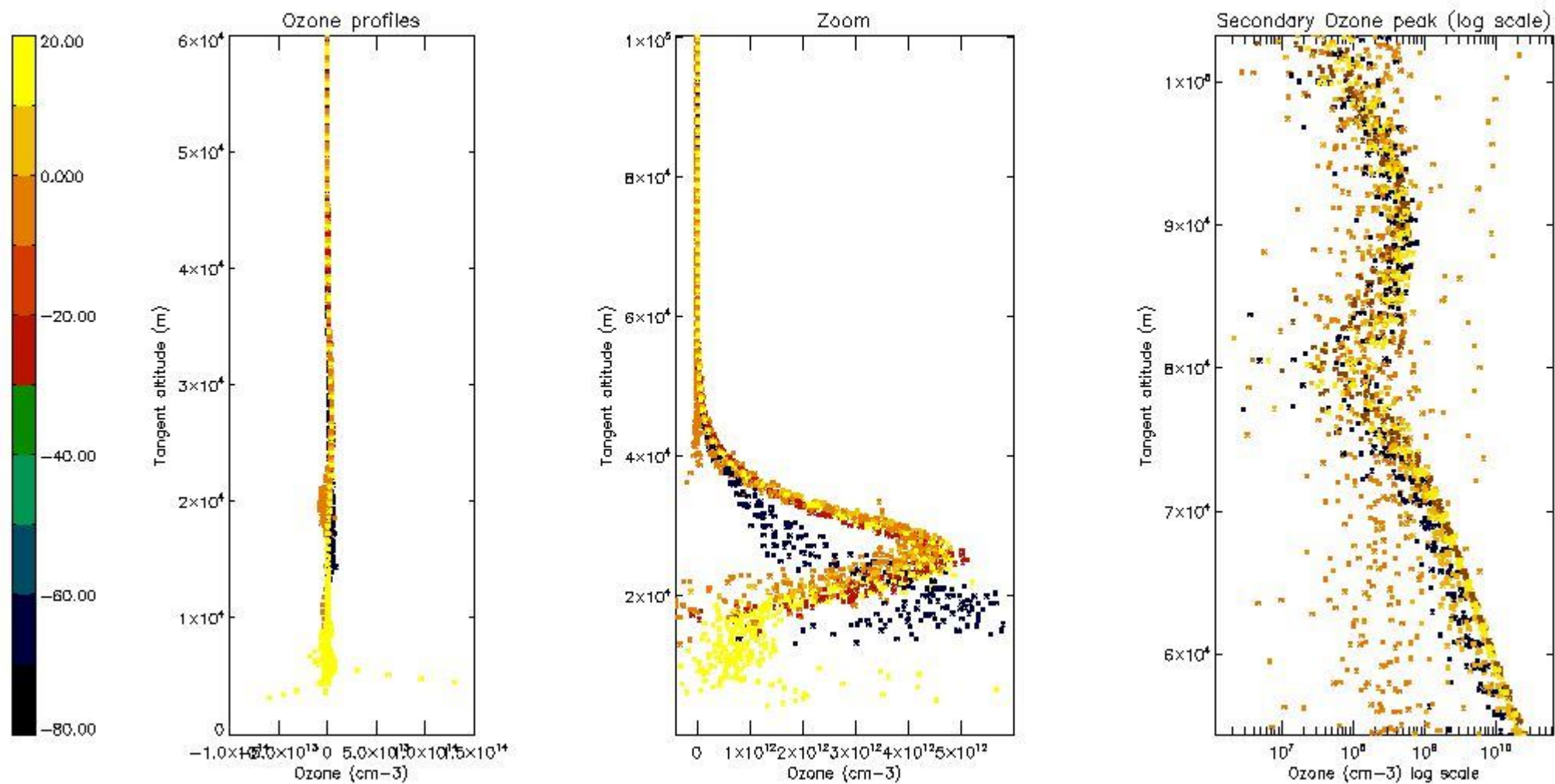
So, the table below shows the percentage of dark limb and valid observations for each criteria with respect to the overall valid daily observations.

Criteria	% of total production
All STD	36
STD < 20	17

STD < 10	11
STD < 5	5

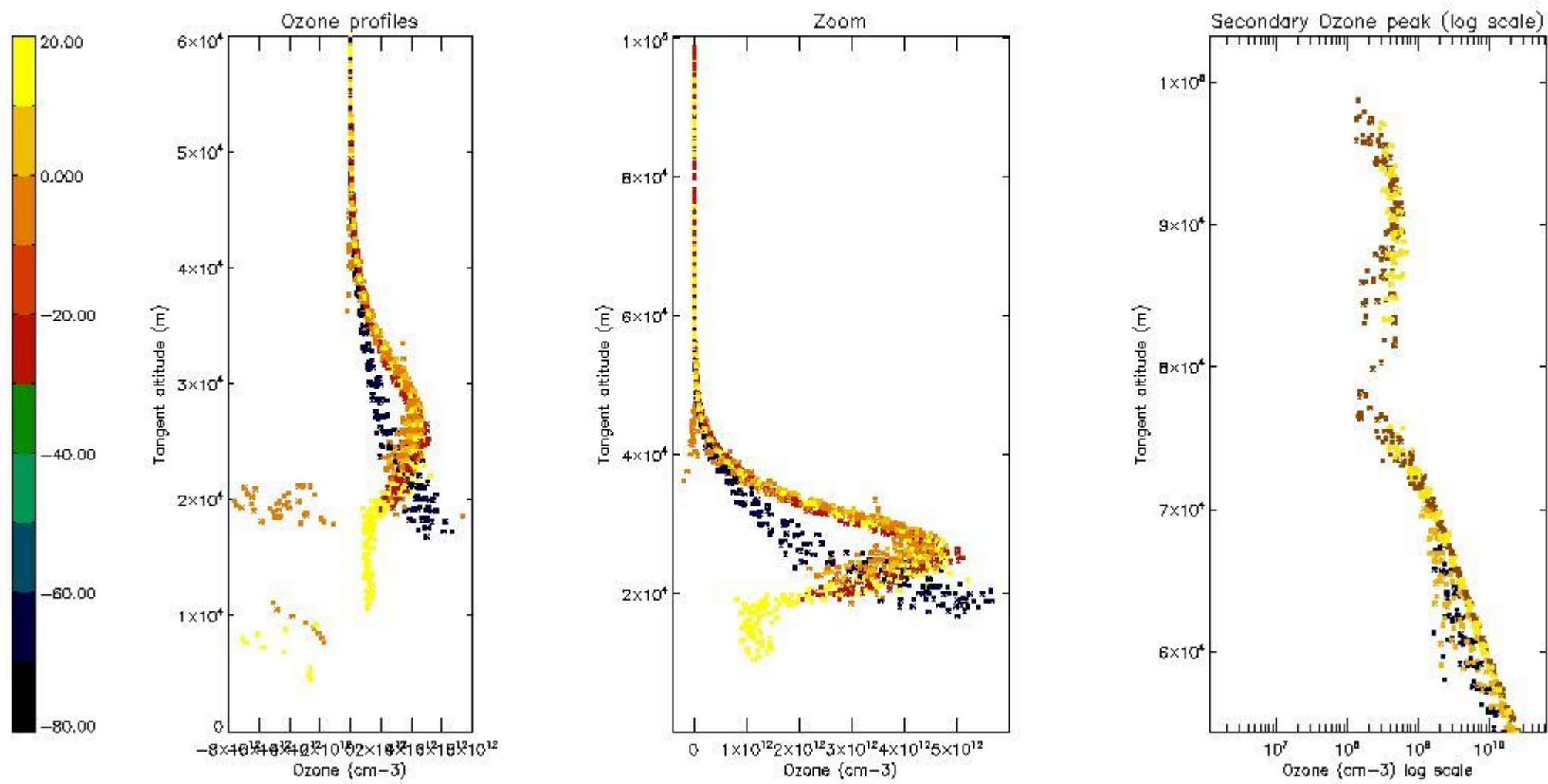
5.2 Plot ozone profiles for all STD (dark without errors)

The colorbar represents the latitude.



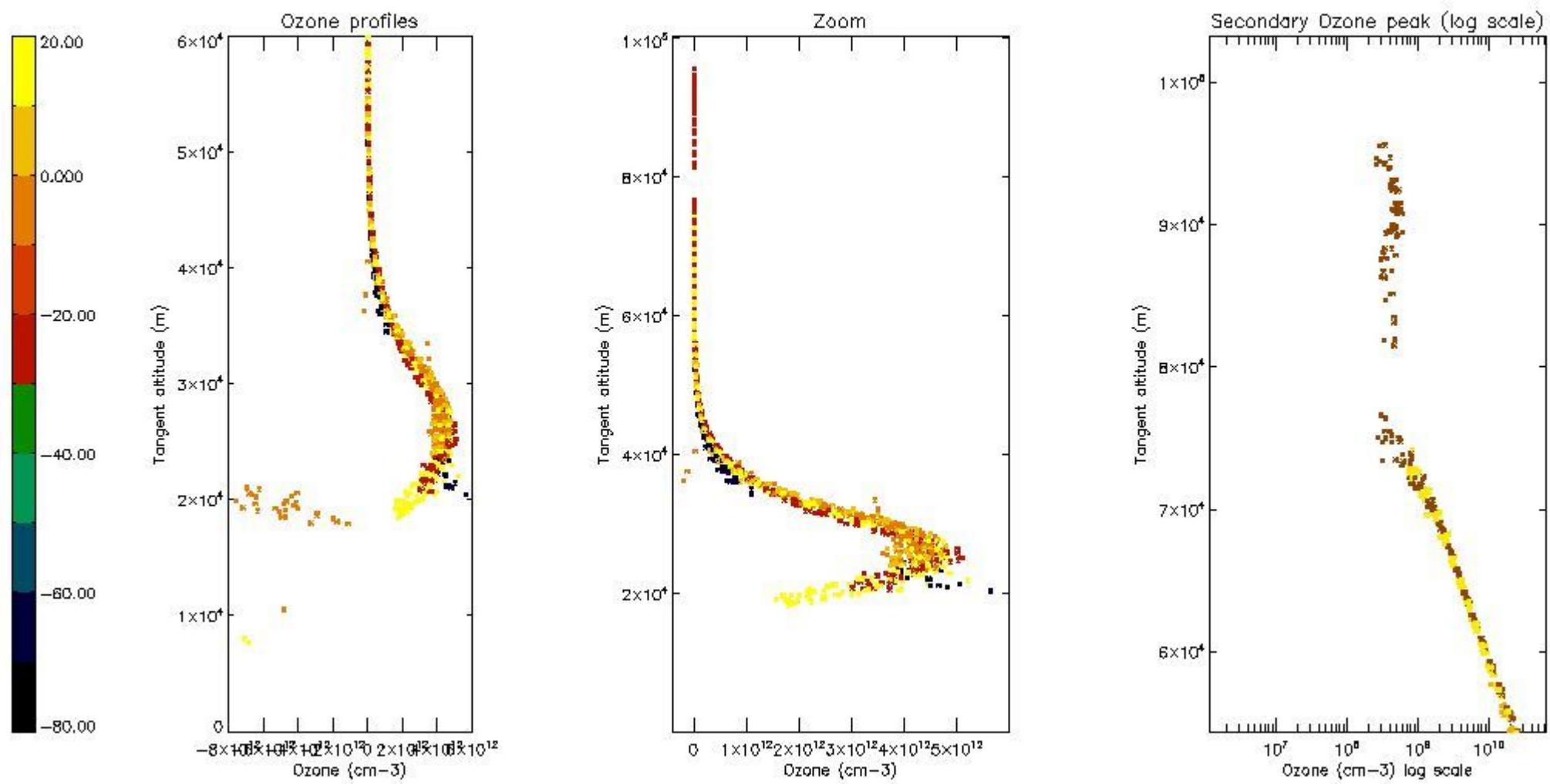
5.3 Plot ozone profiles where STD < 20% (dark without errors)

The colorbar represents the latitude.



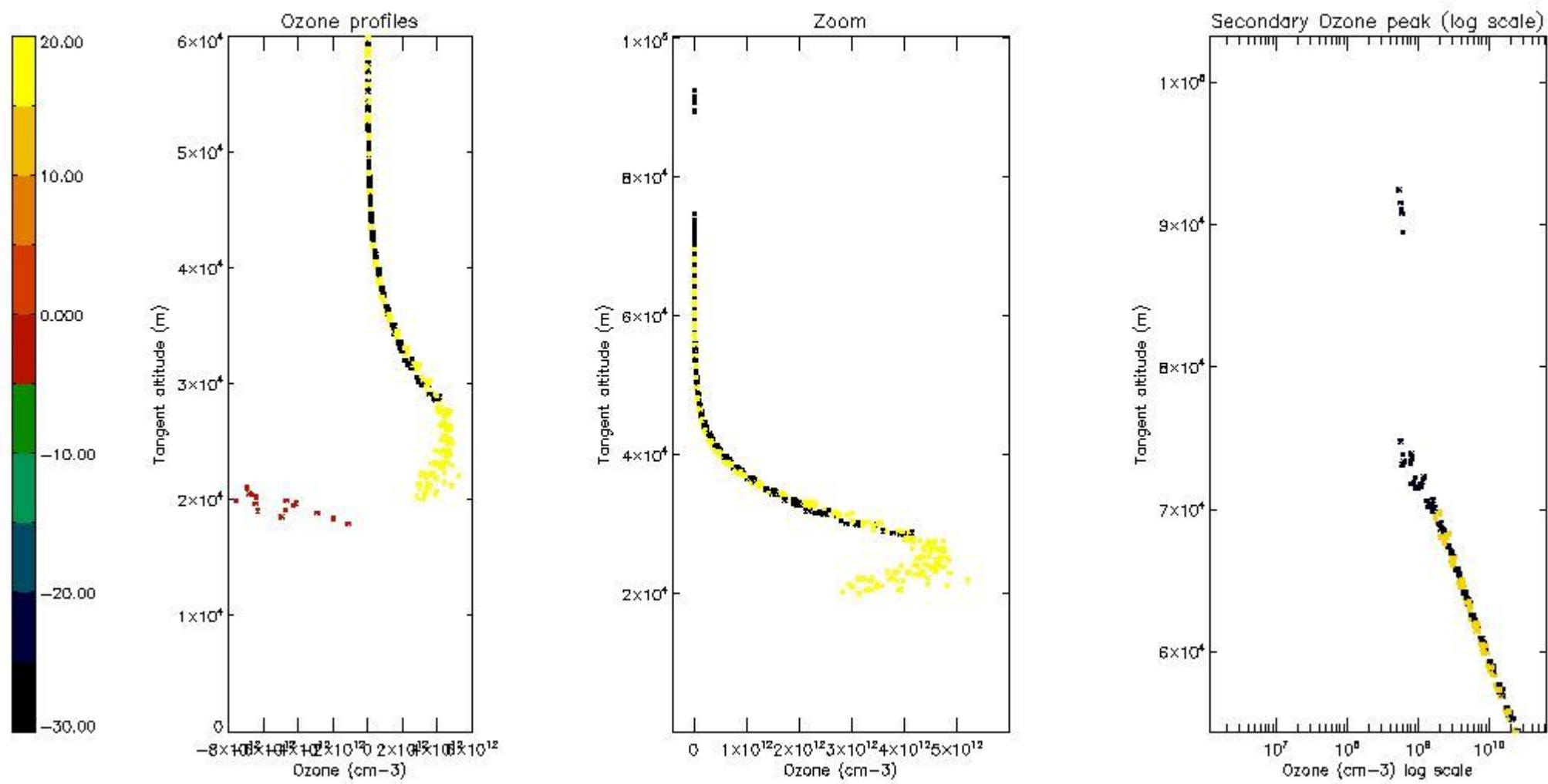
5.4 Plot ozone profiles where STD < 10% (dark without errors)

The colorbar represents the latitude.



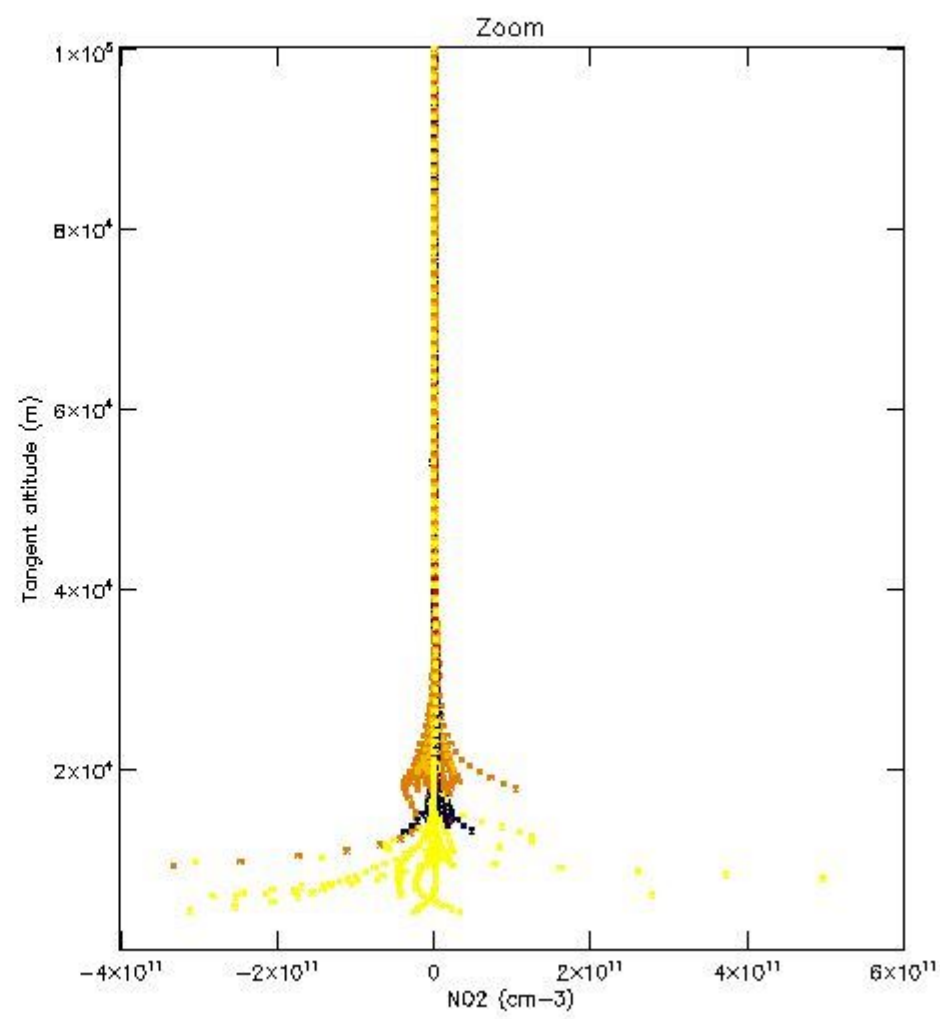
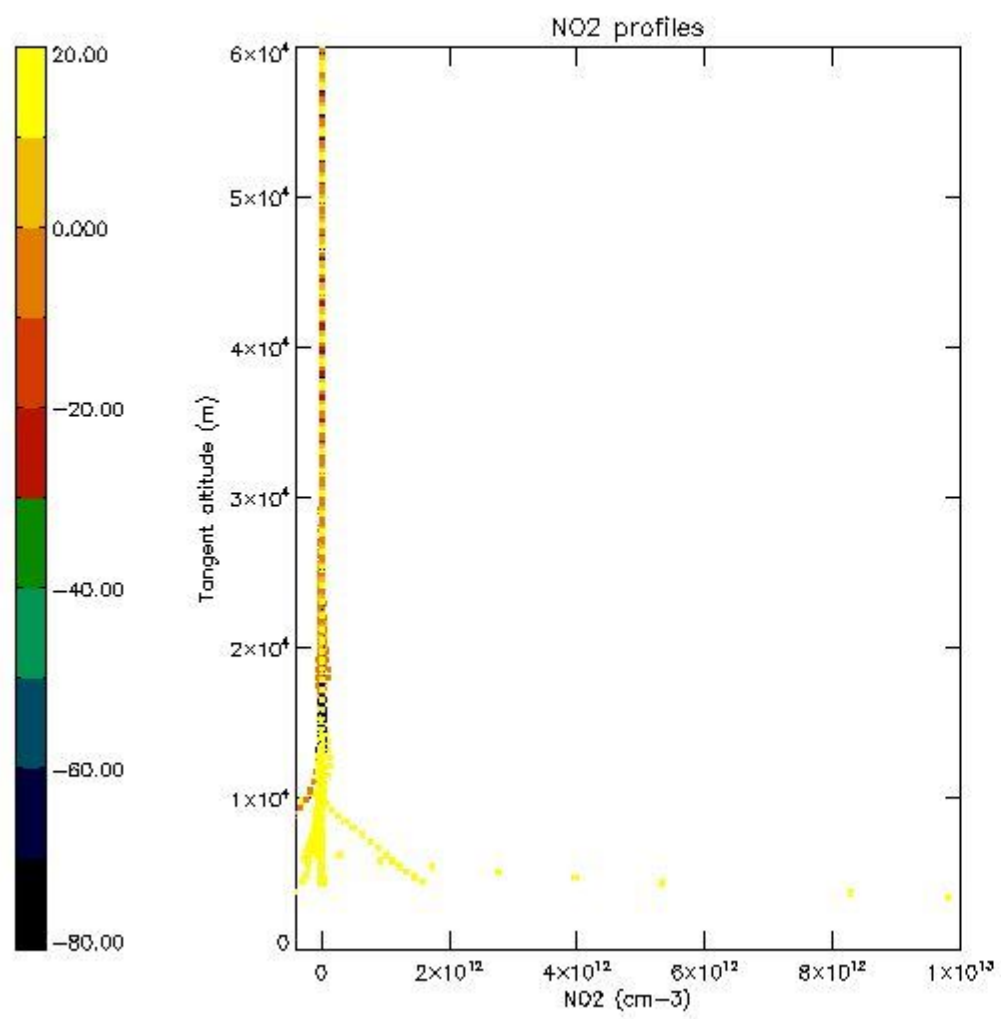
5.5 Plot ozone profiles where STD < 5% (dark without errors)

The colorbar represents the latitude.



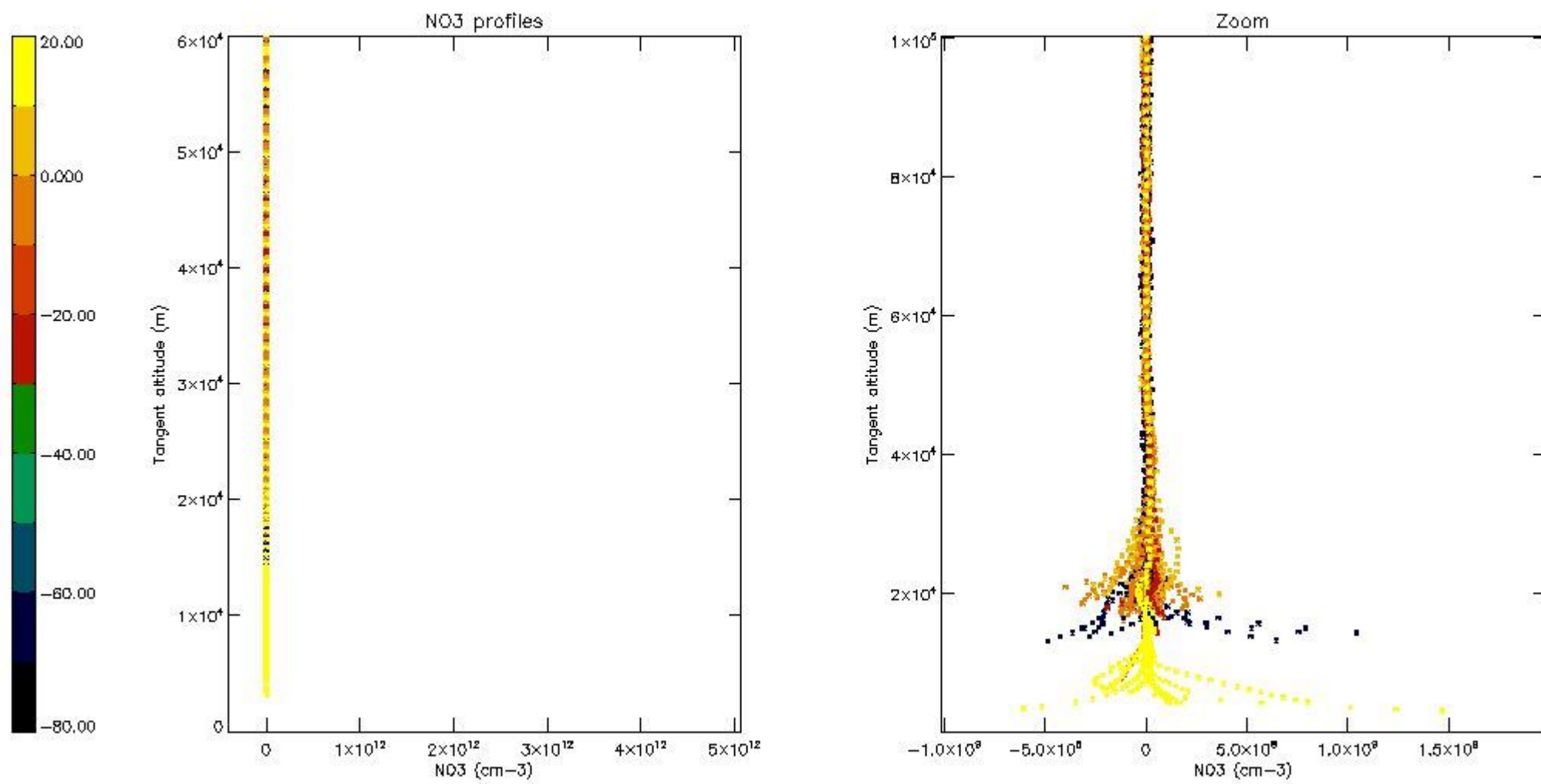
5.6 Plot NO₂ profiles for all STD (dark without errors)

The colorbar represents the latitude.



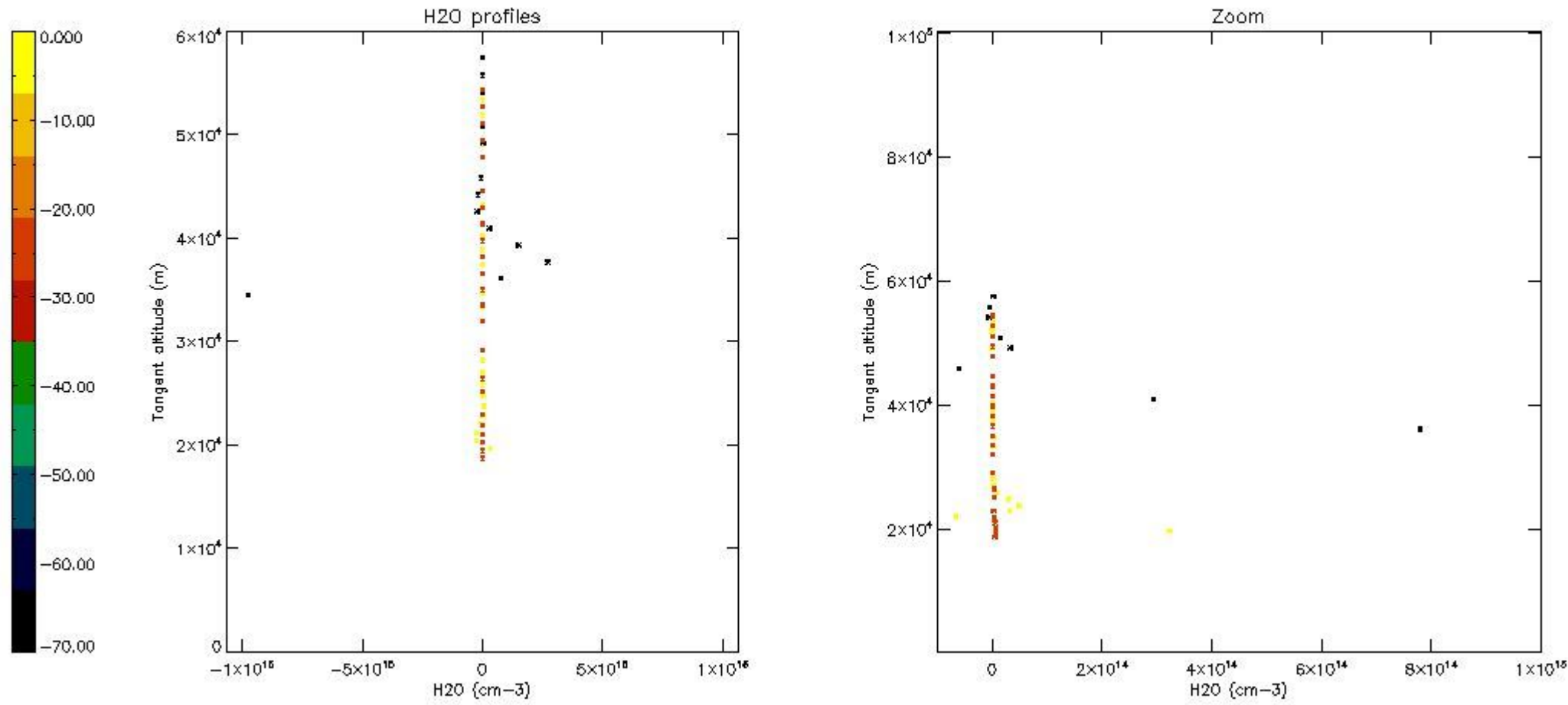
5.7 Plot NO3 profiles for all STD (dark without errors)

The colorbar represents the latitude.



5.8 Plot H₂O profiles for all STD (only for occultations of stars 1,2,3,4,13,14,16,26,63 dark without errors)

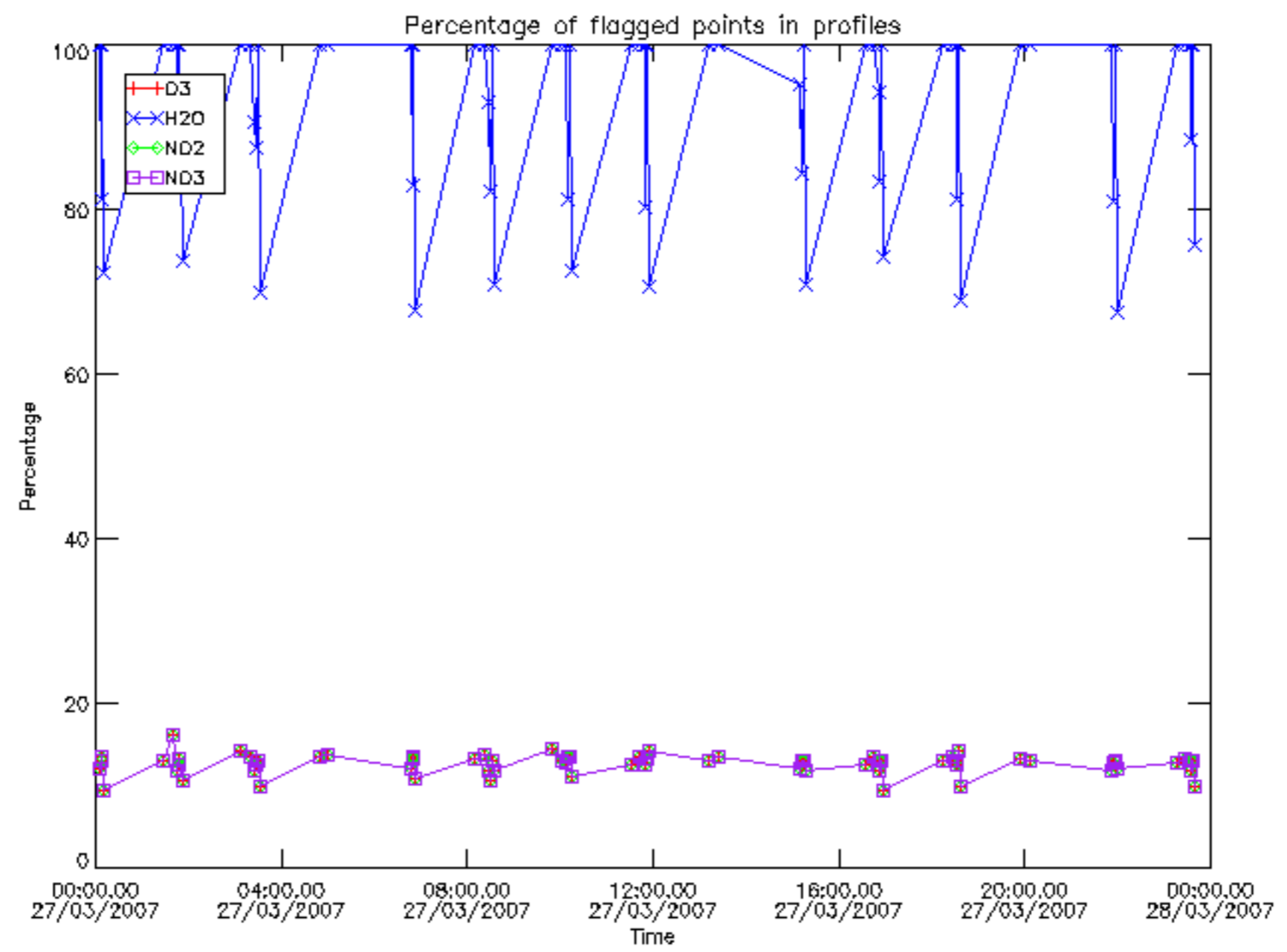
The colorbar represents the latitude.



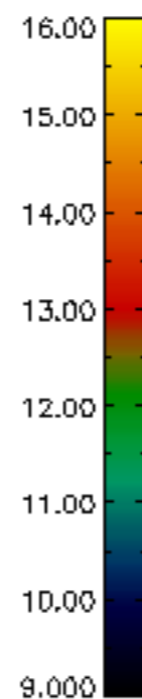
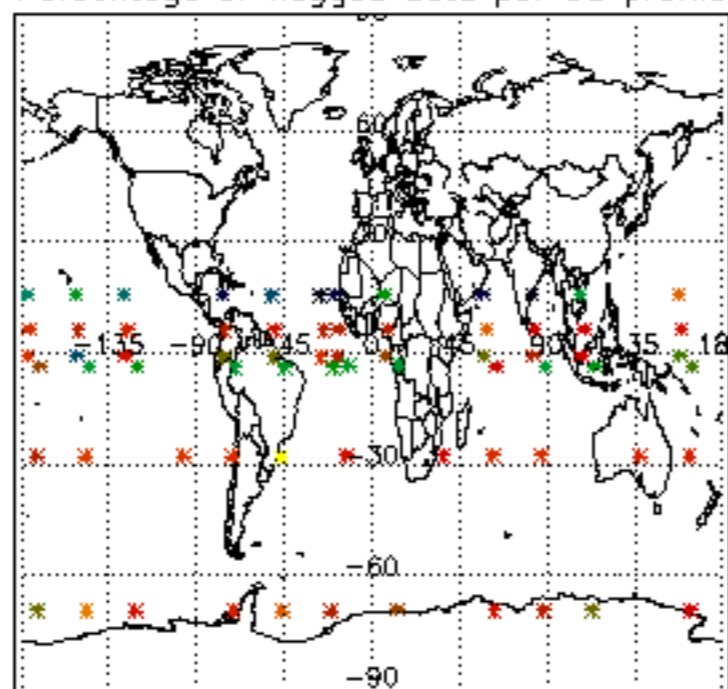
6. Auxiliary Data Files used for the production reported in section 2

The number reported in the third column indicates since which file (see list in section 2) the corresponding auxiliary file has been used. The fourth column is the date of those product files.

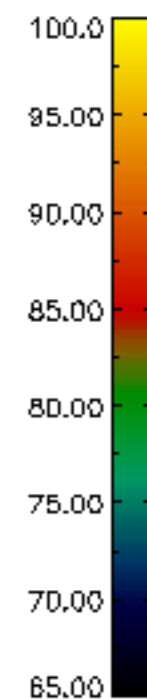
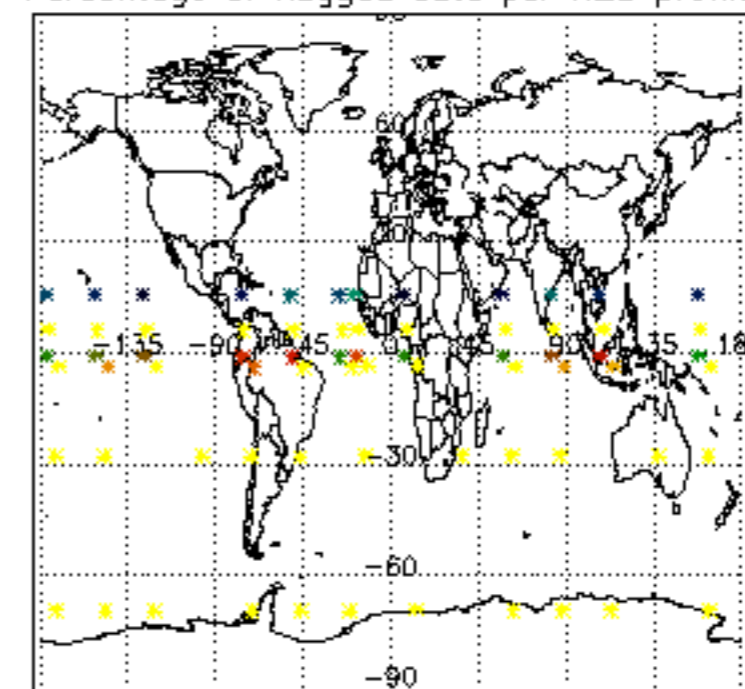
Type	Auxiliary Filename	Used since product	Used since product date
INST_PHYS_CHARACTERISTICS	GOM_INS_AXVIEC20091111_143220_20030716_120000_20500101_000000	1	27-MAR-2007 00:04:52
LEVEL-2_PROC_CONFIG	GOM_PR2_AXVIEC20091111_152718_20020301_000000_20500101_000000	1	27-MAR-2007 00:04:52
CROSS_SECTIONS_FILE	GOM_CRS_AXVIEC20091111_154832_20020301_000000_20500101_000000	1	27-MAR-2007 00:04:52



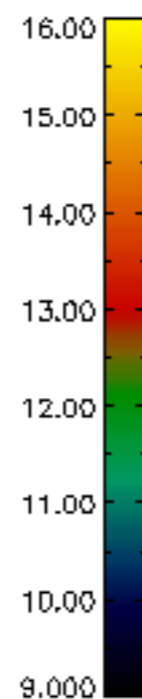
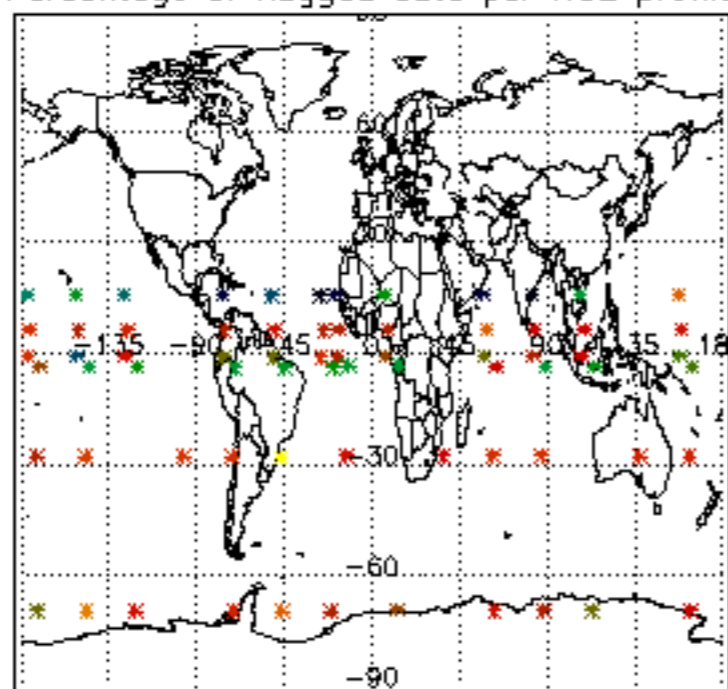
Percentage of flagged data per D3 profile



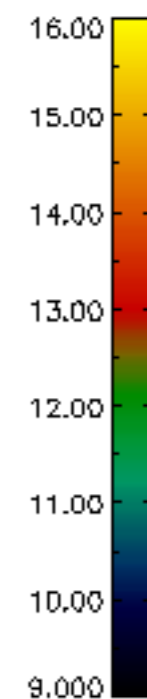
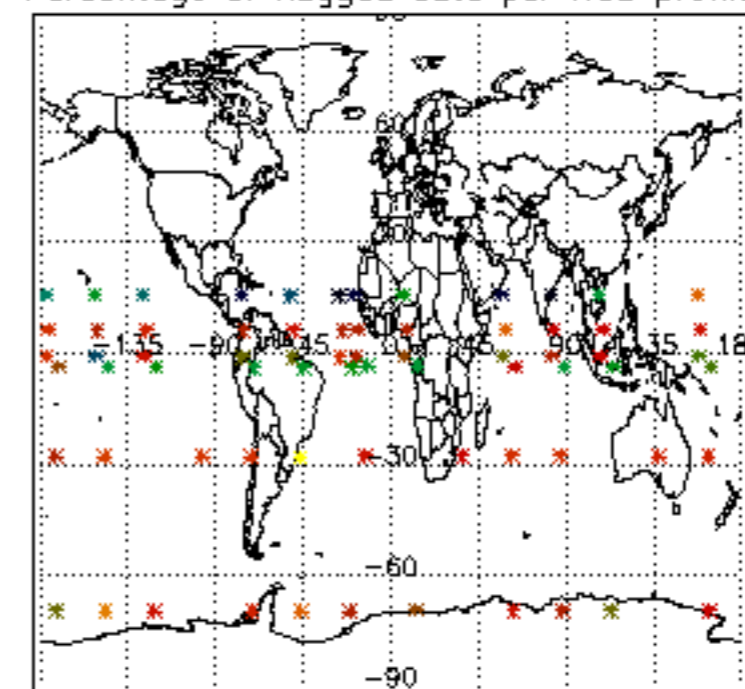
Percentage of flagged data per H2O profile

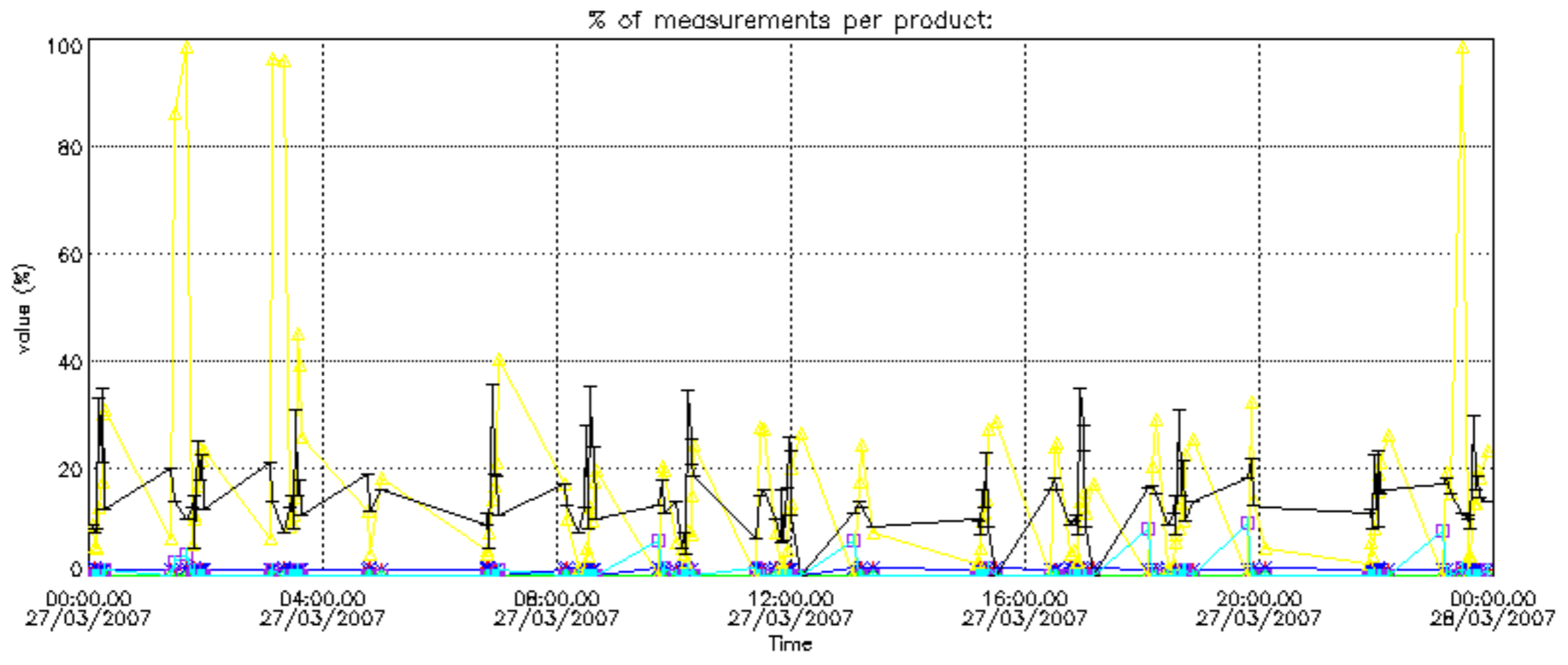


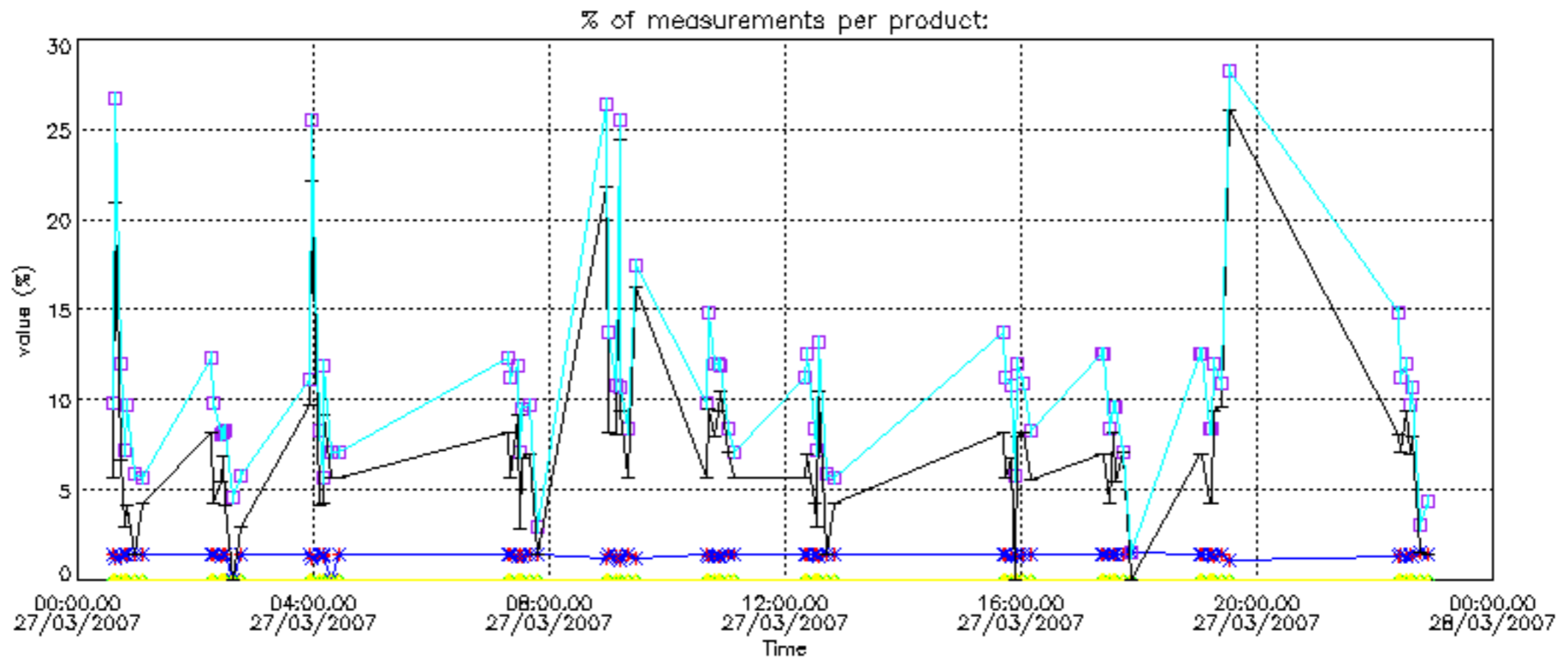
Percentage of flagged data per NO2 profile



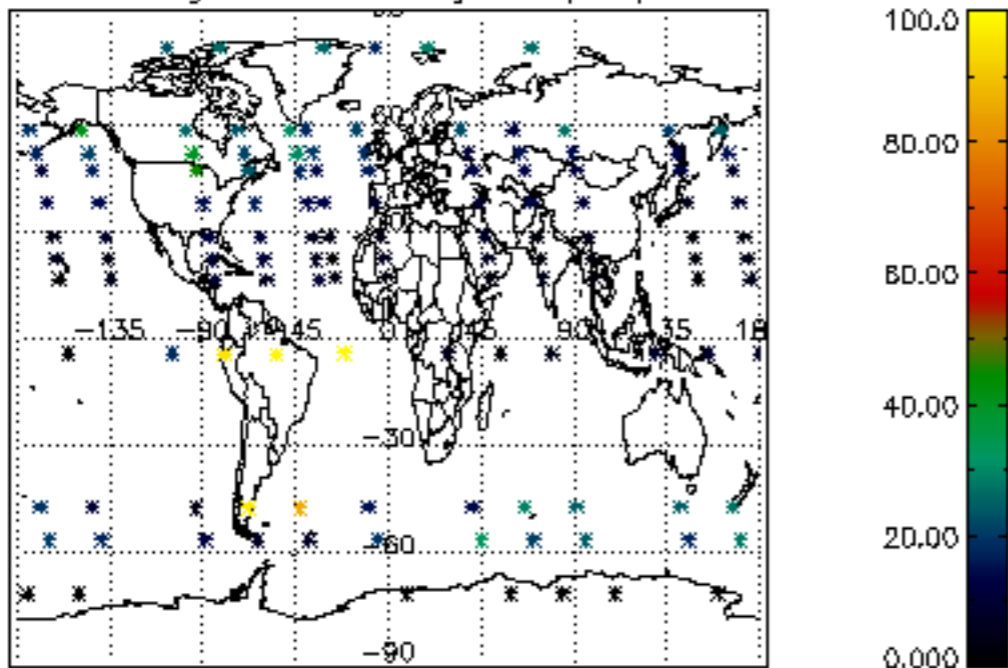
Percentage of flagged data per NO3 profile



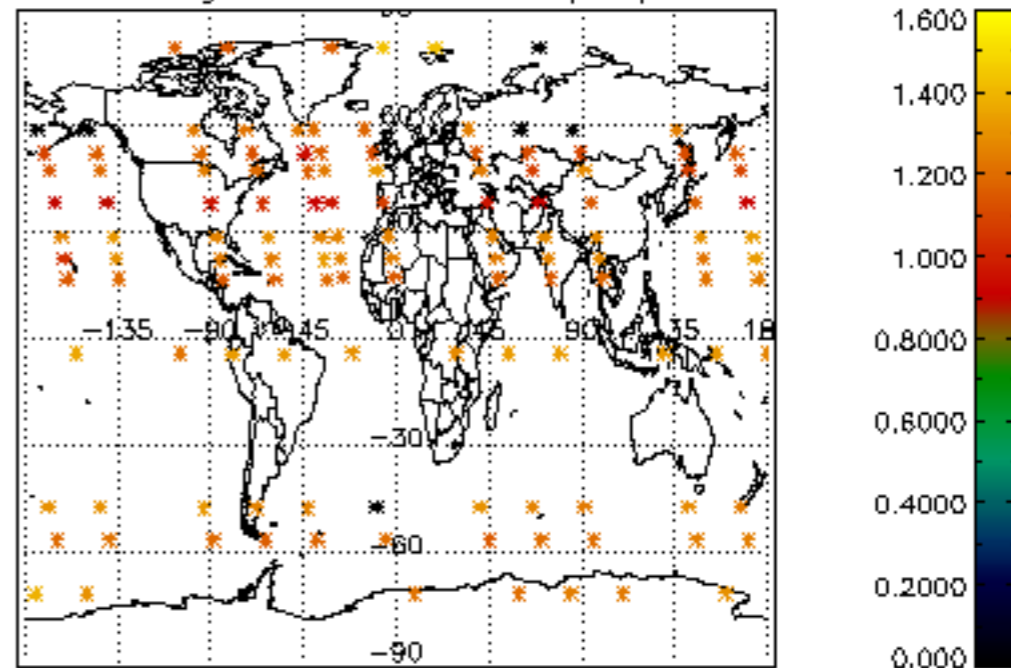




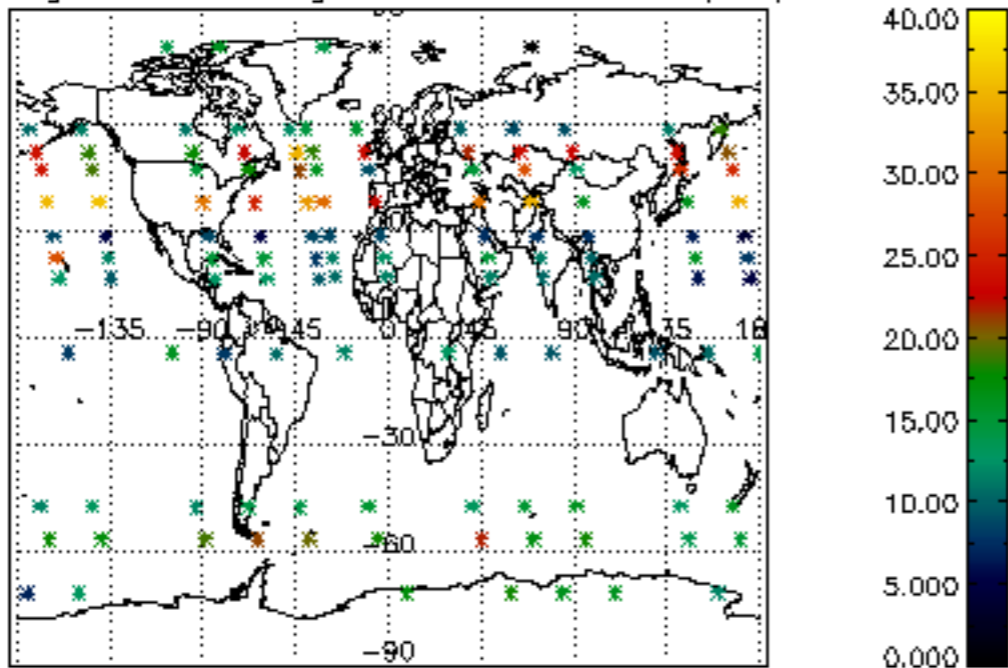
Percentage of cosmic ray hits per profile



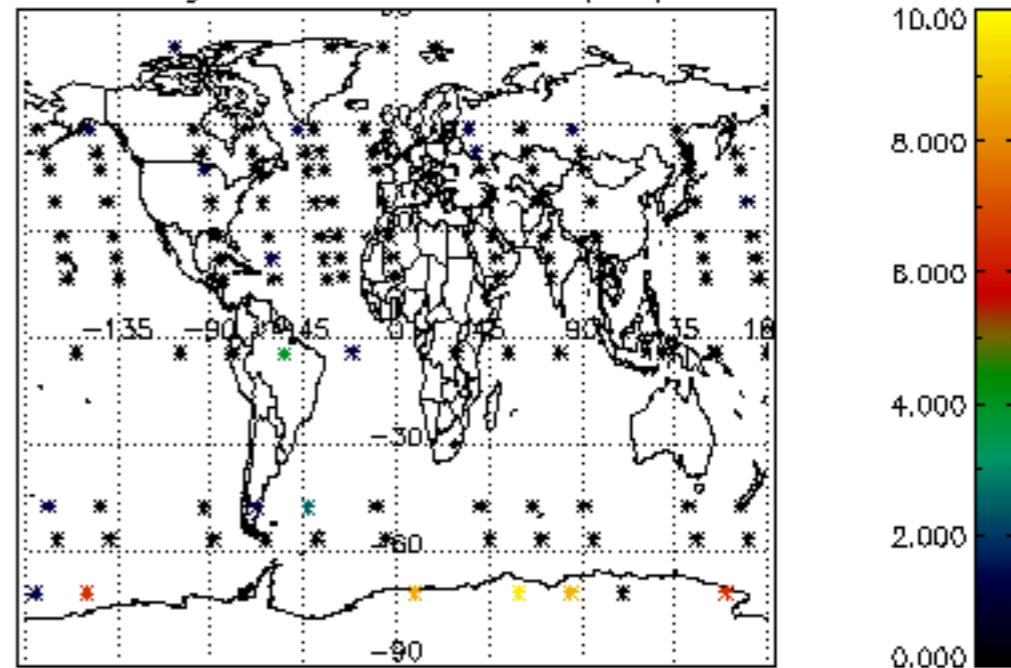
Percentage of datation errors per profile



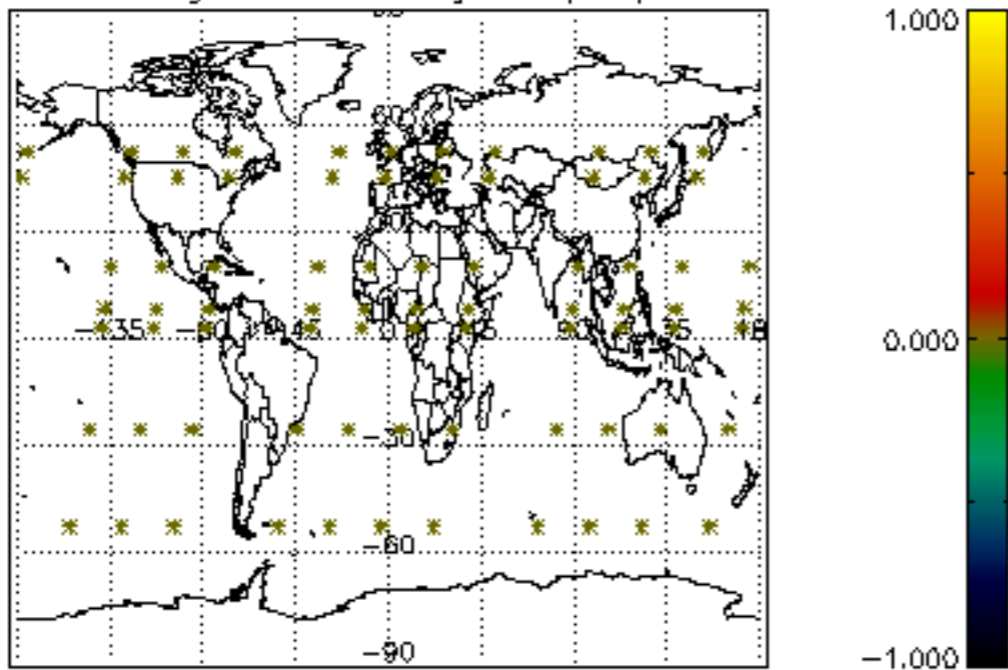
Percentage of star falling outside central band per profile



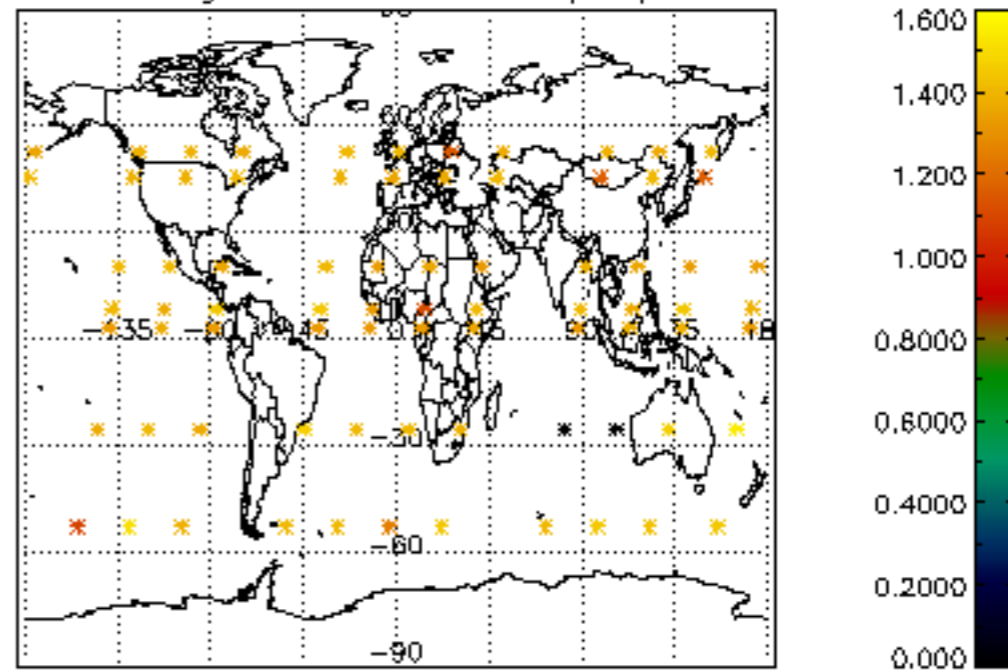
Percentage of saturation errors per profile



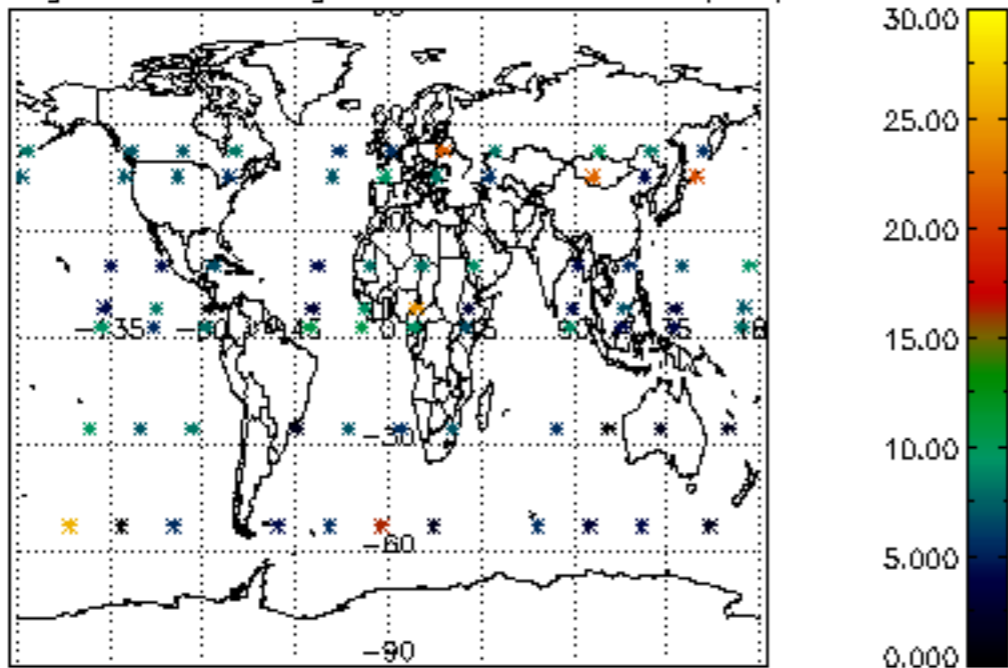
Percentage of cosmic ray hits per profile



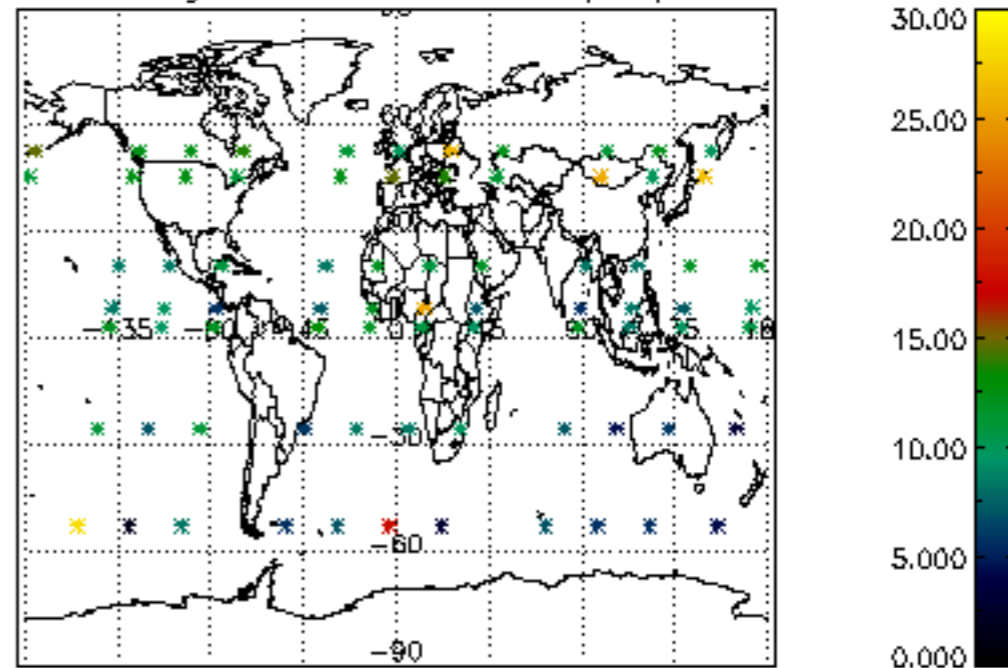
Percentage of datation errors per profile

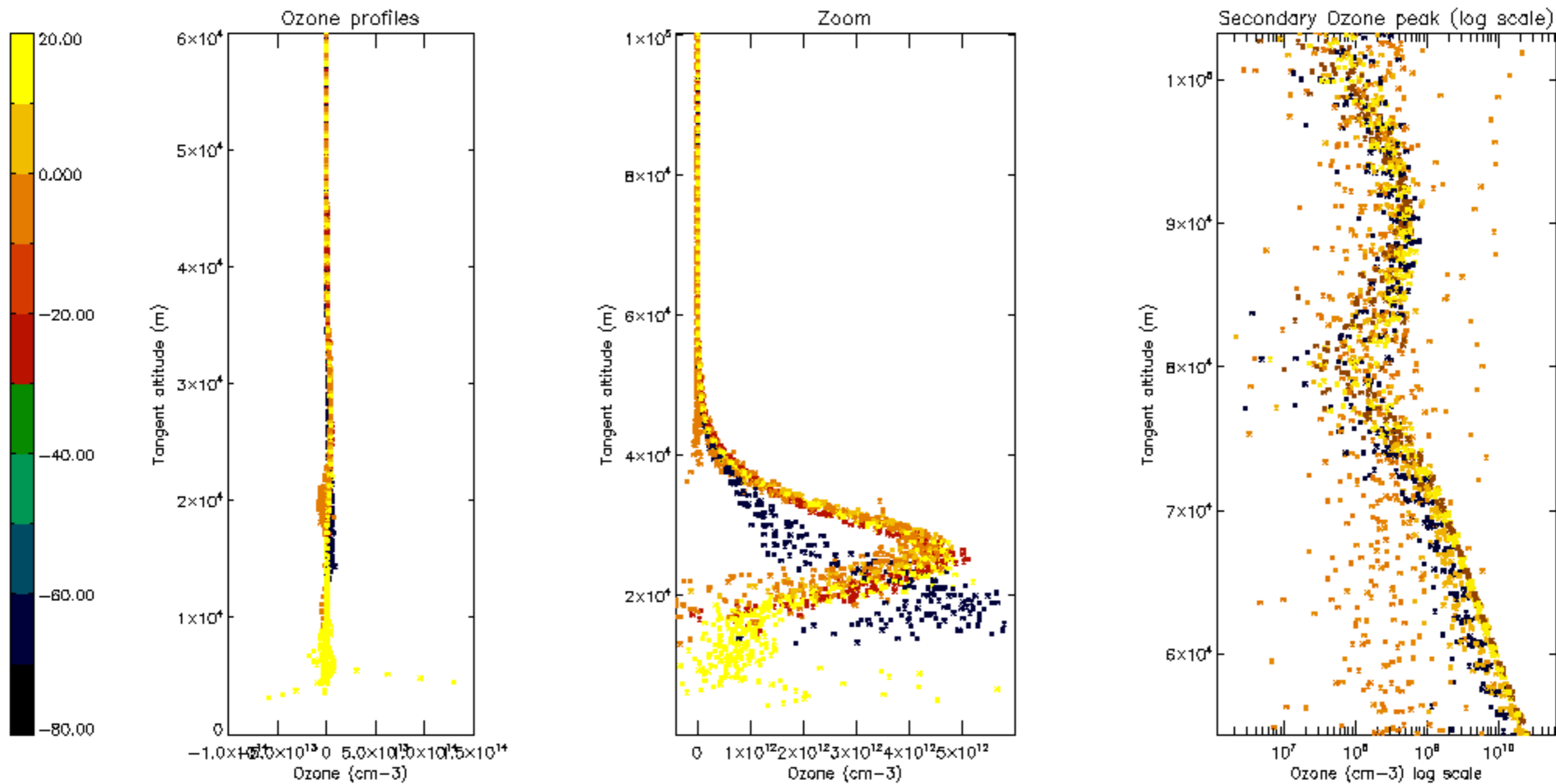


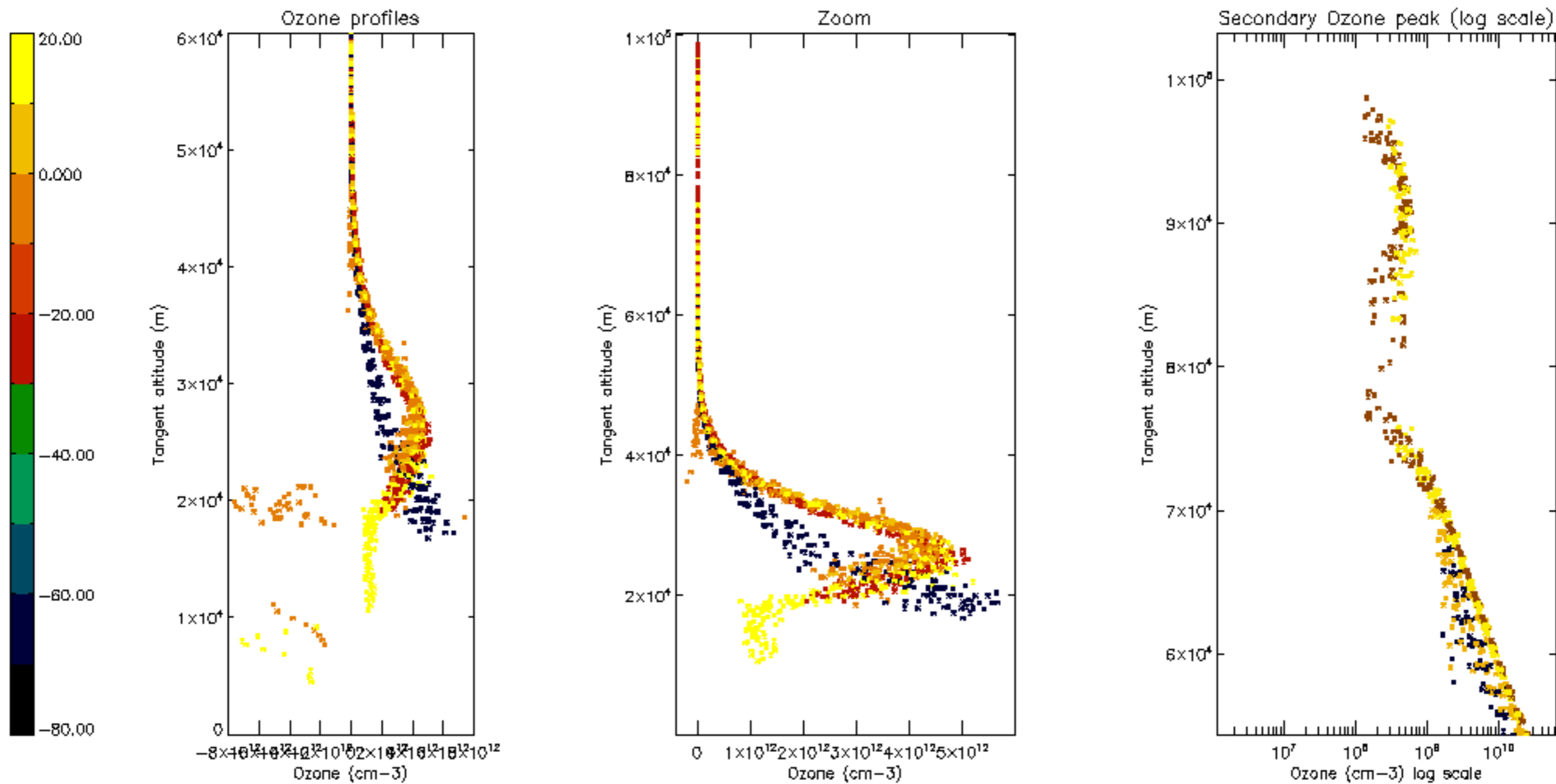
Percentage of star falling outside central band per profile

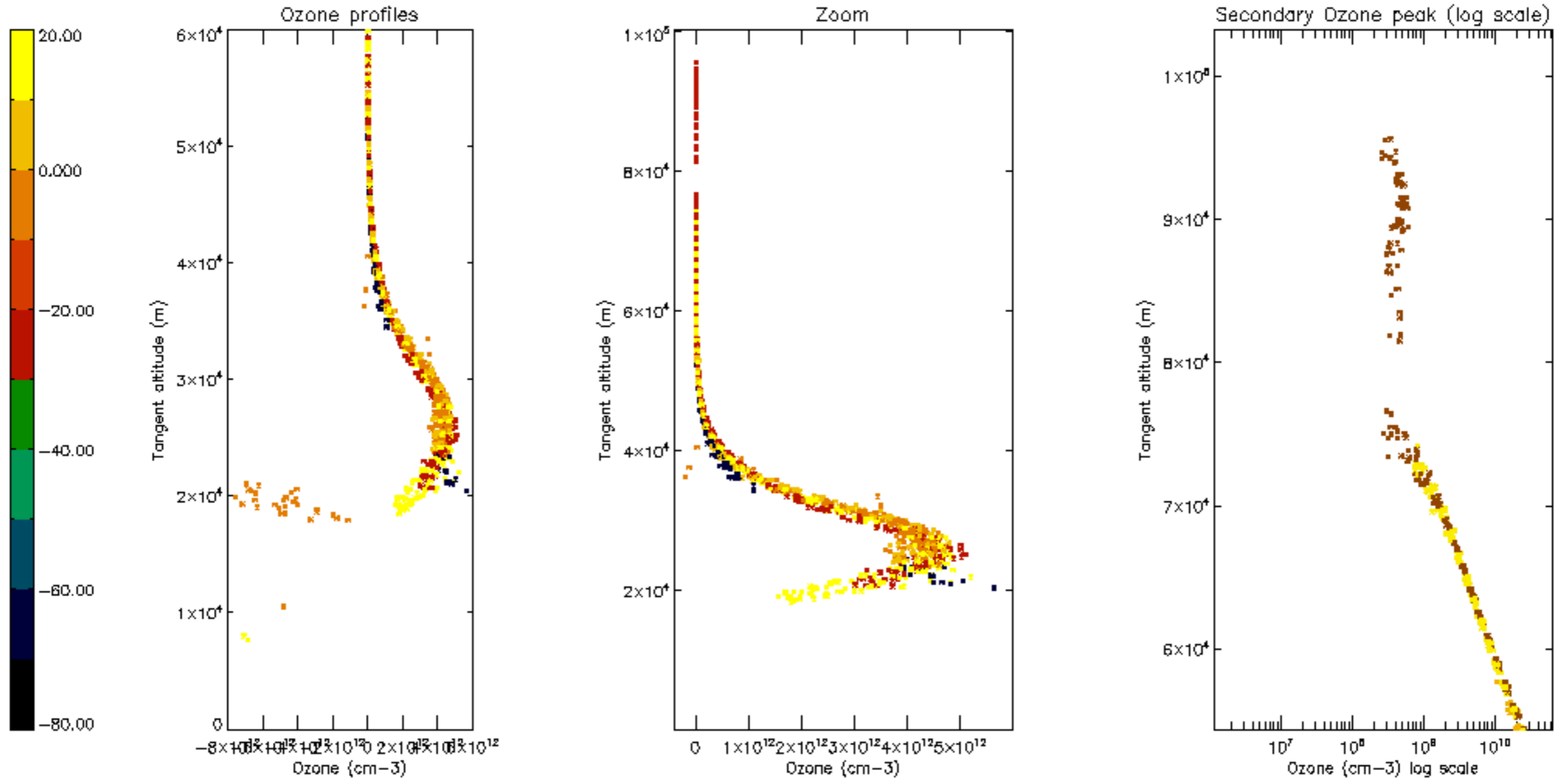


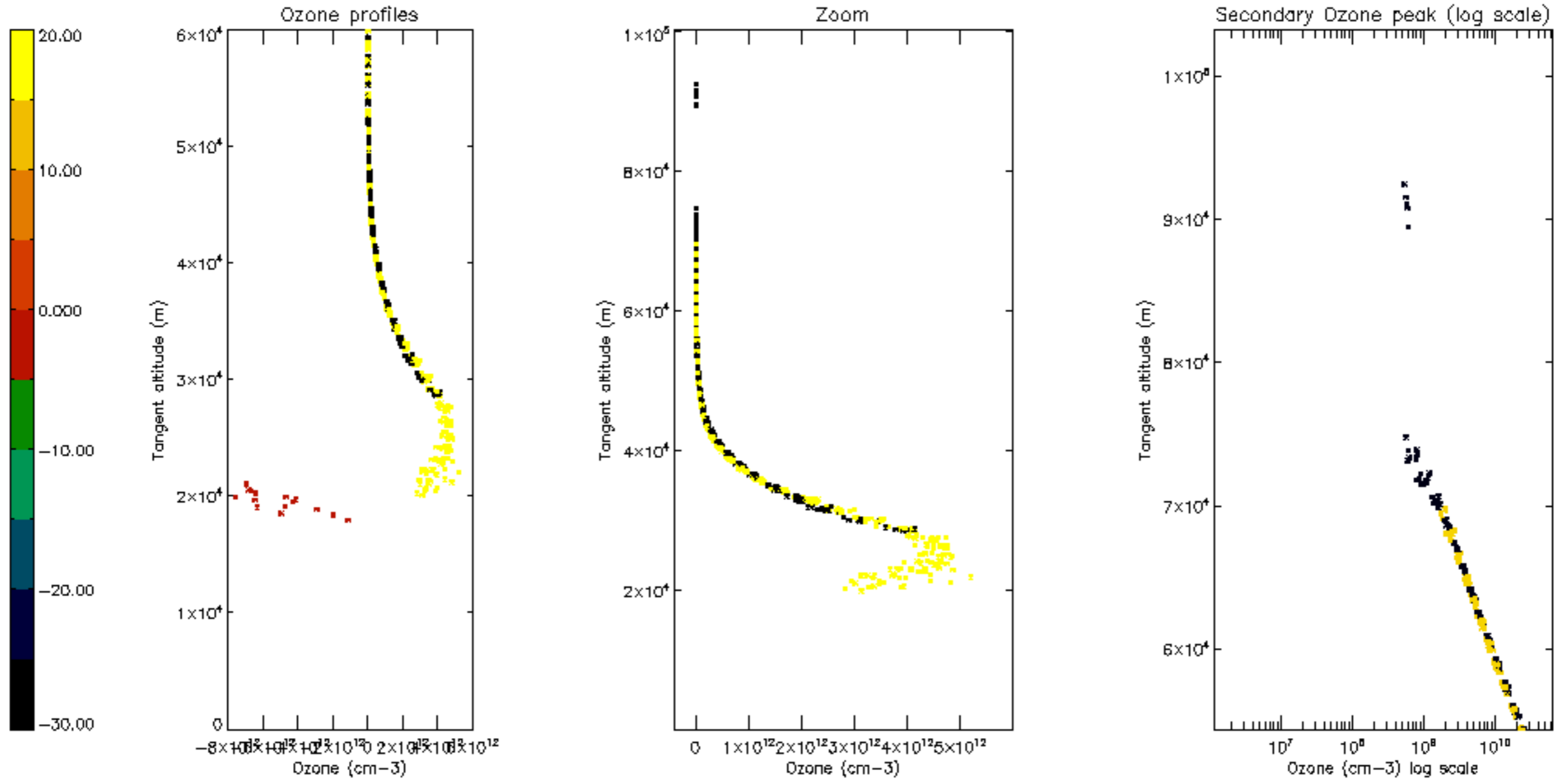
Percentage of saturation errors per profile

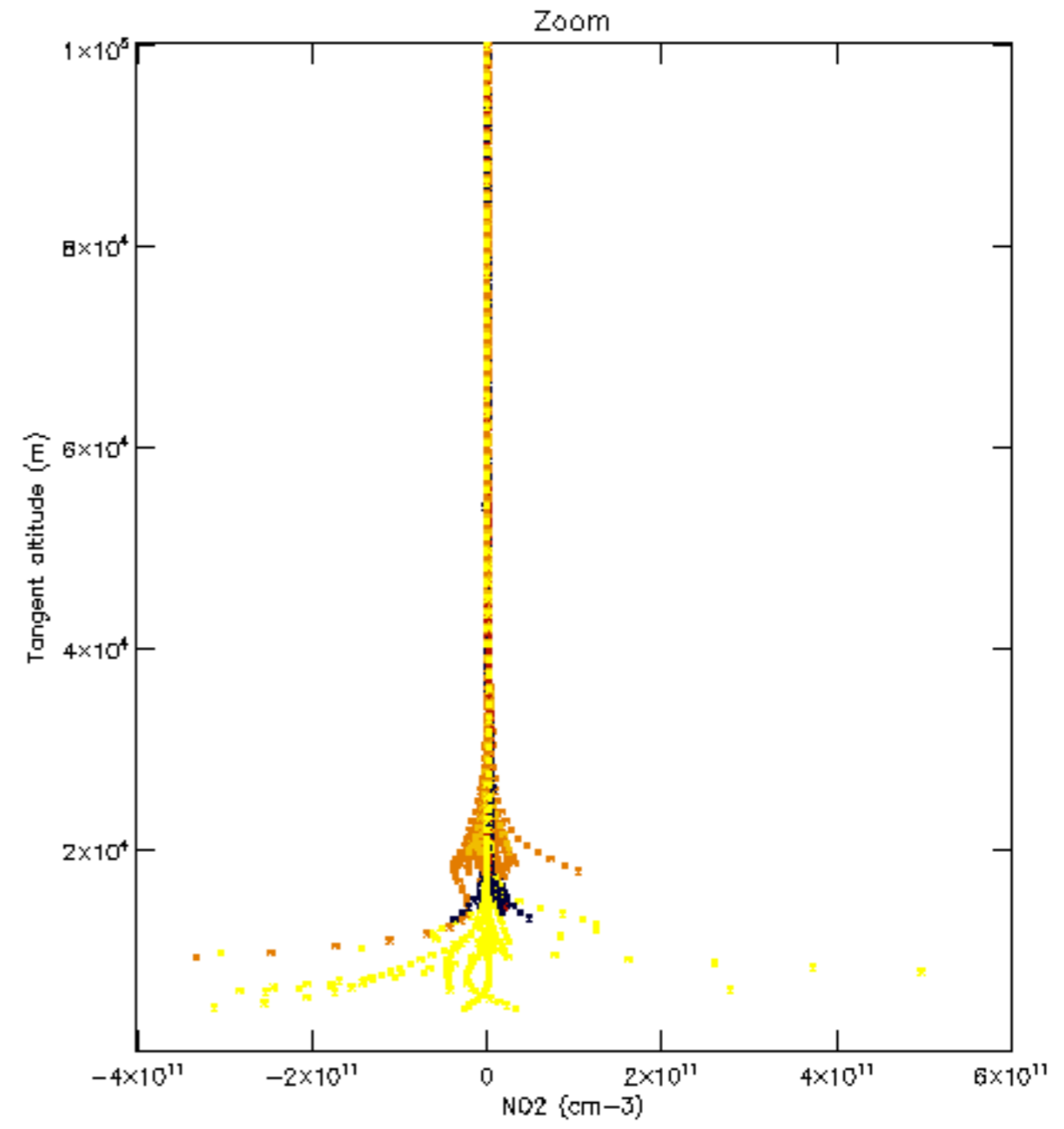
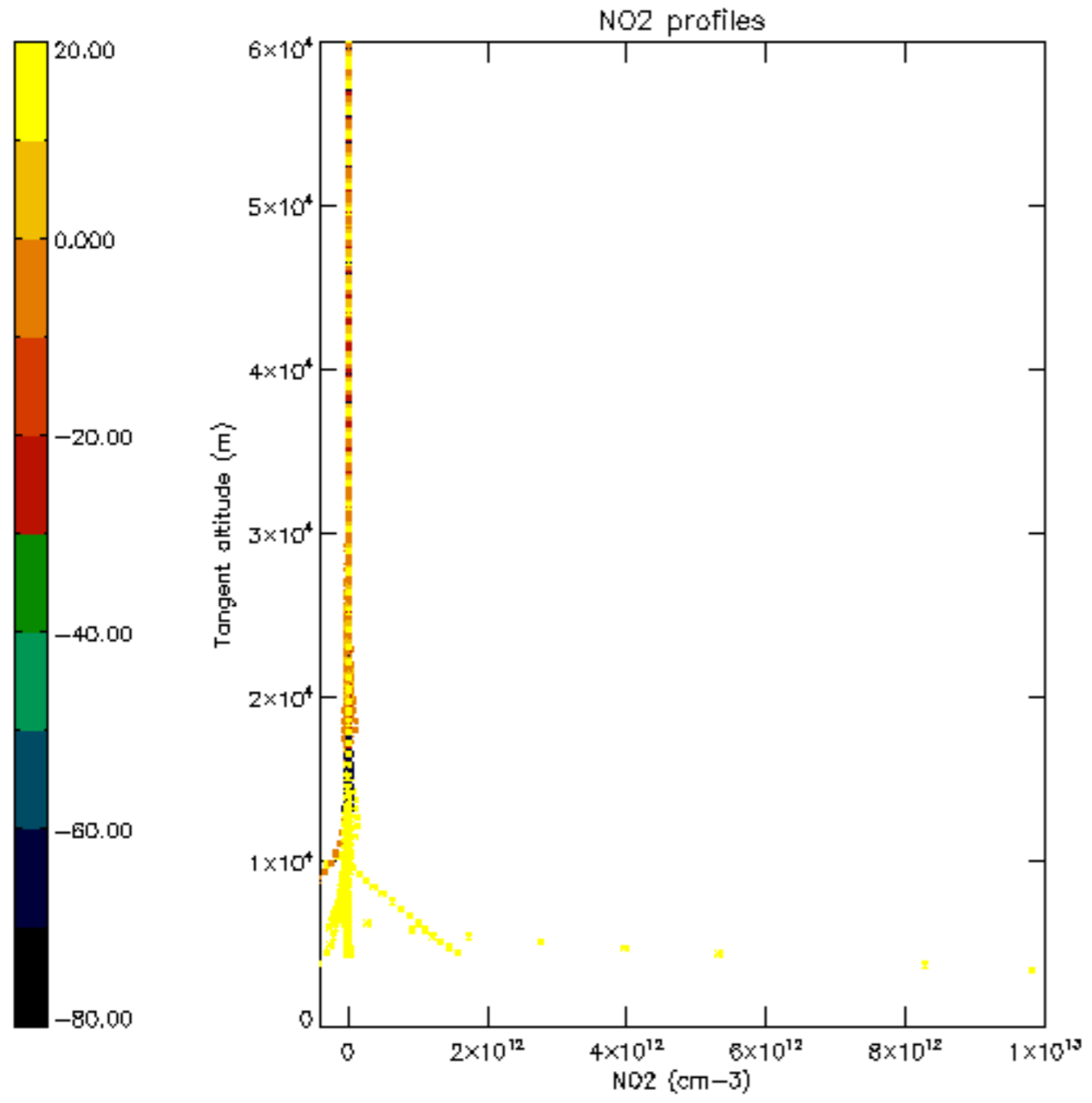


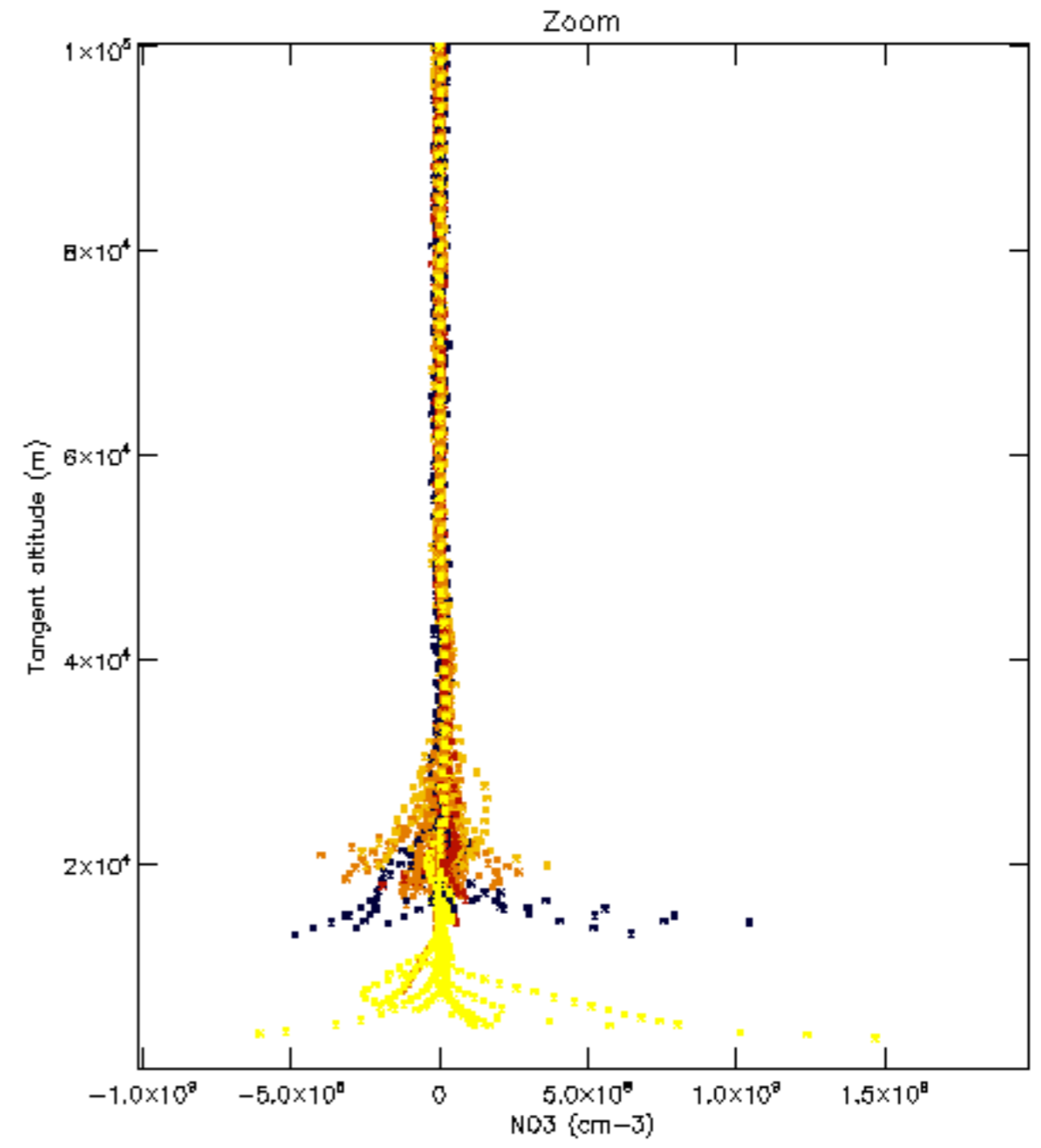
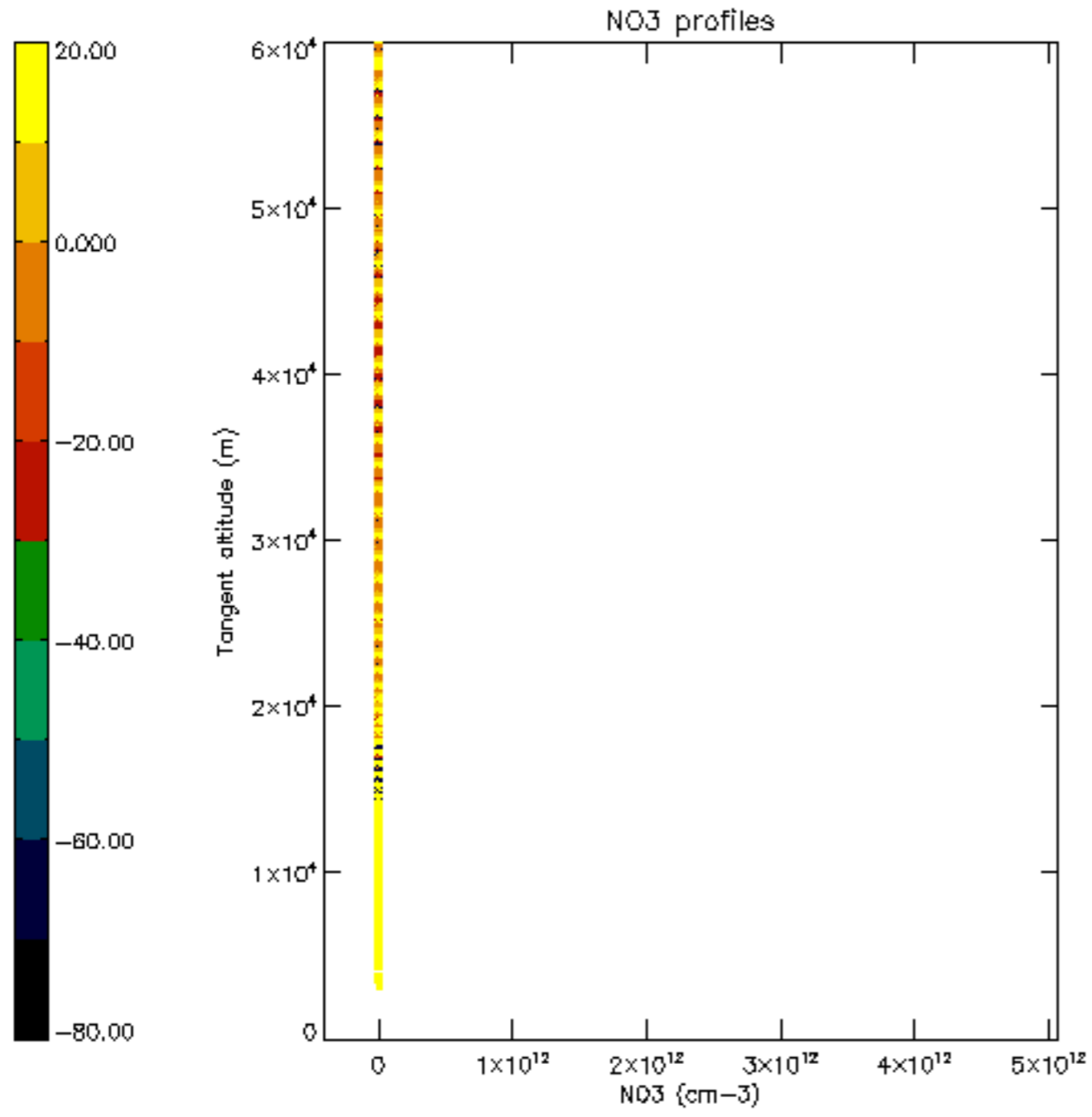


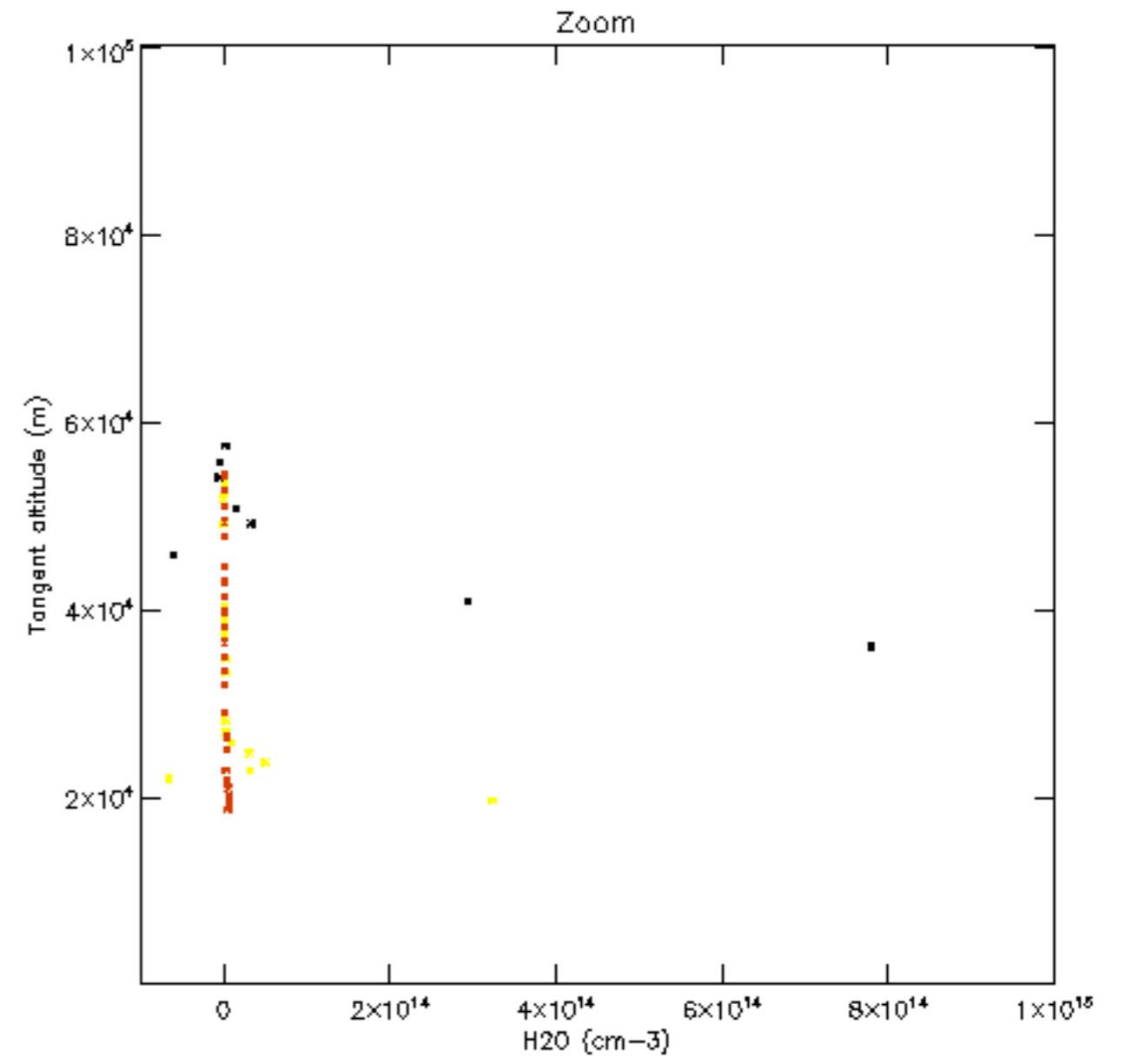
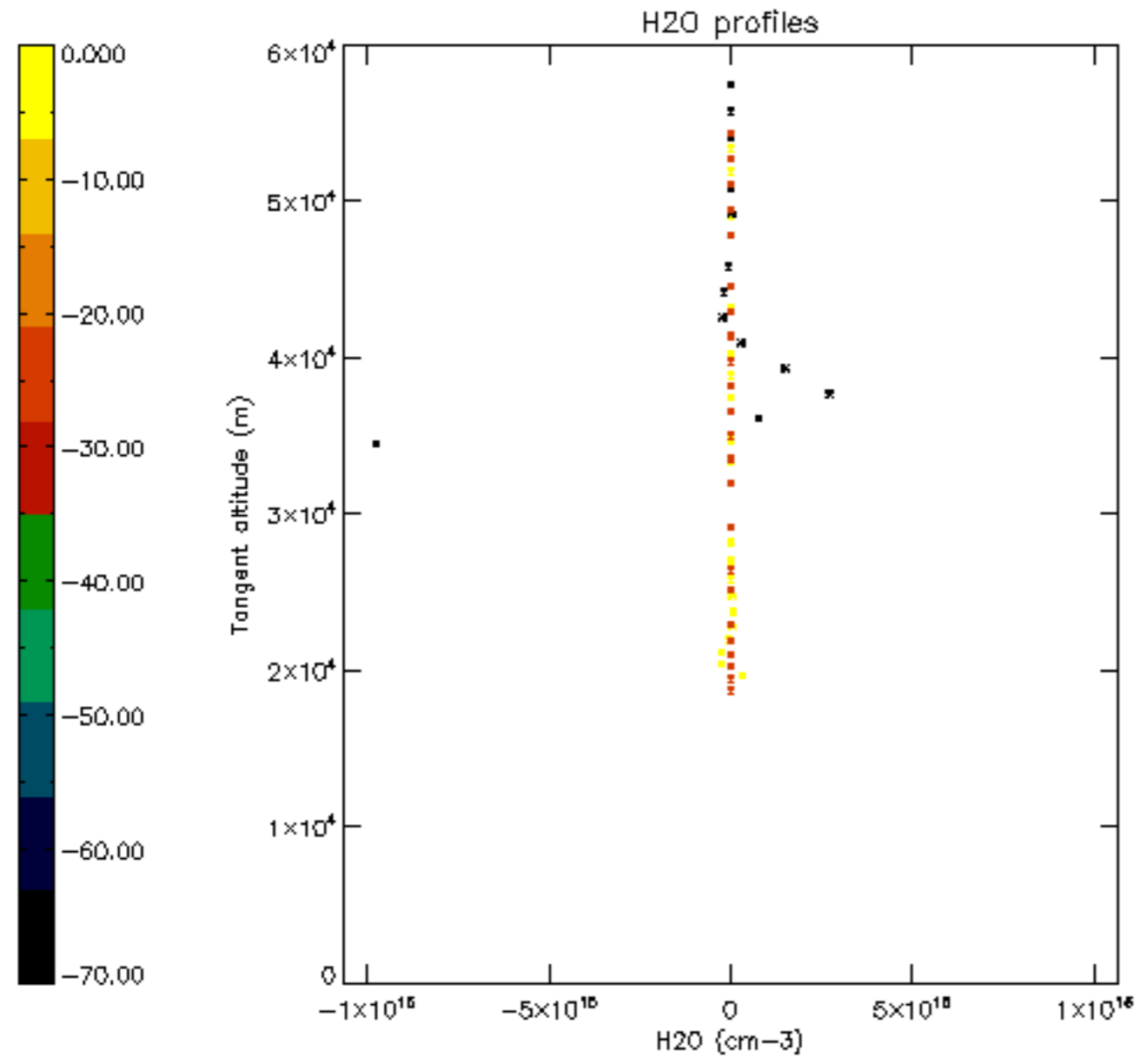


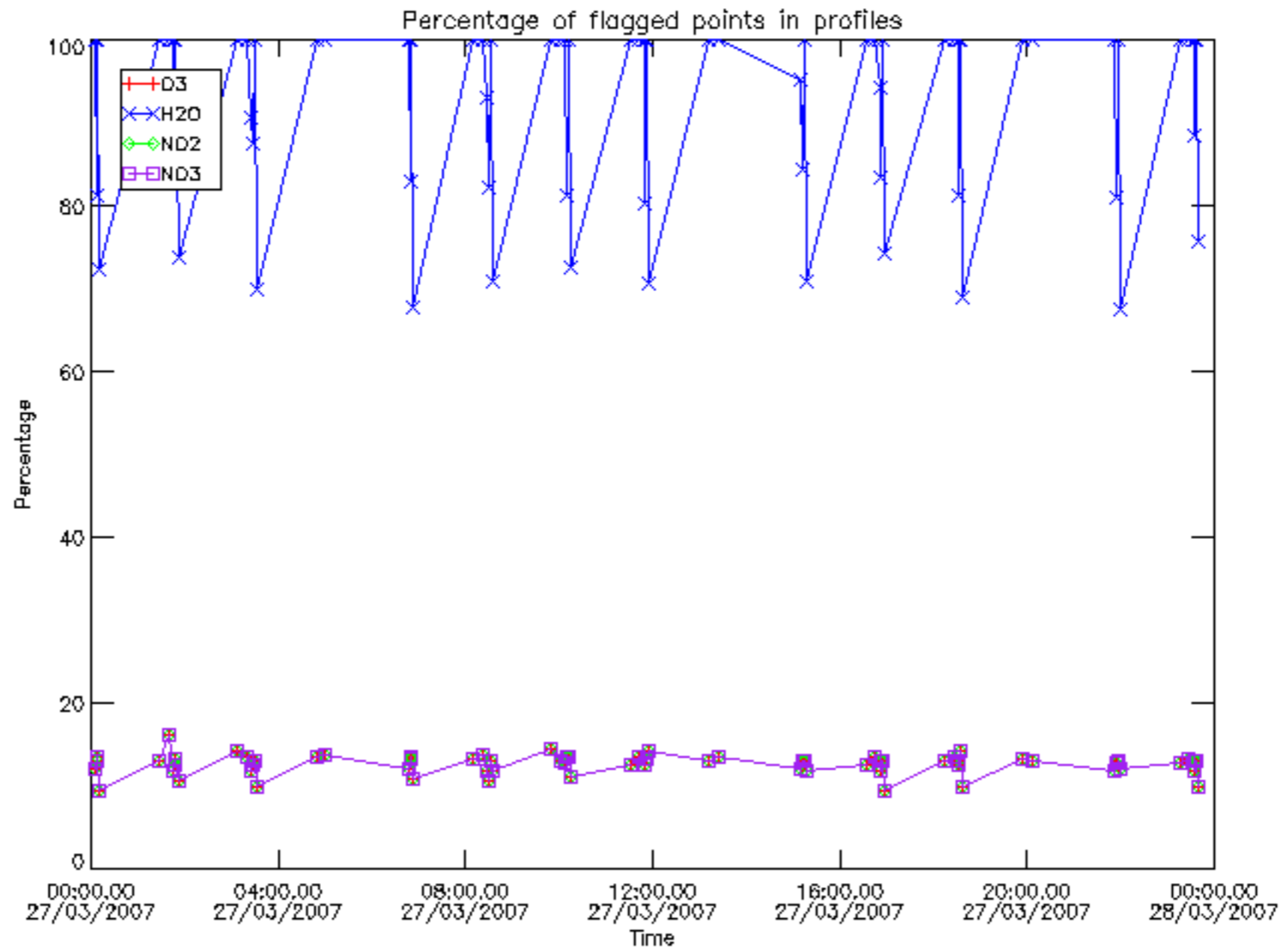




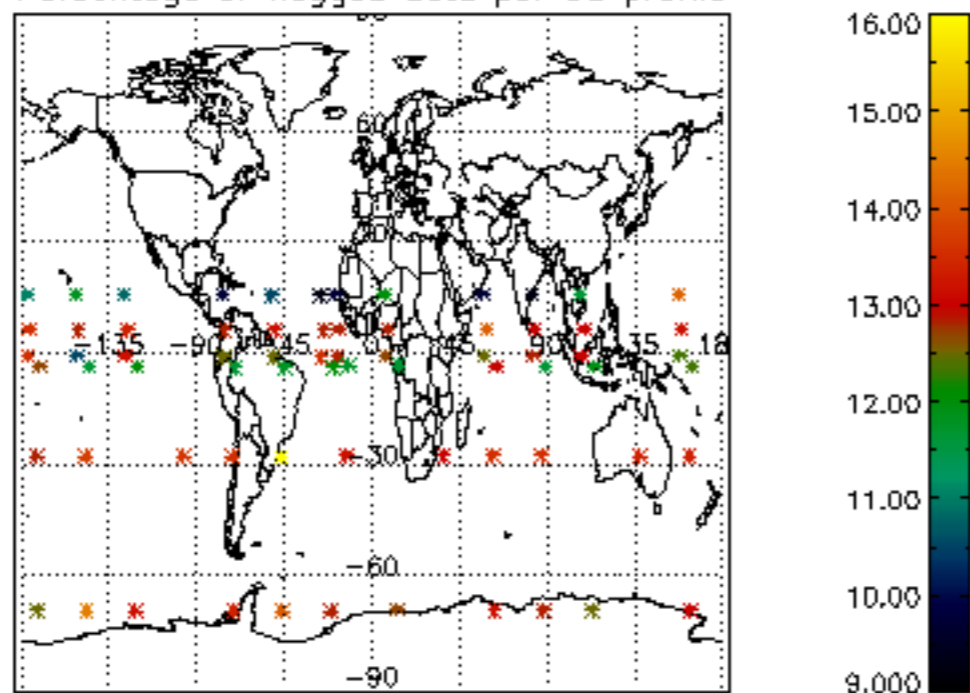




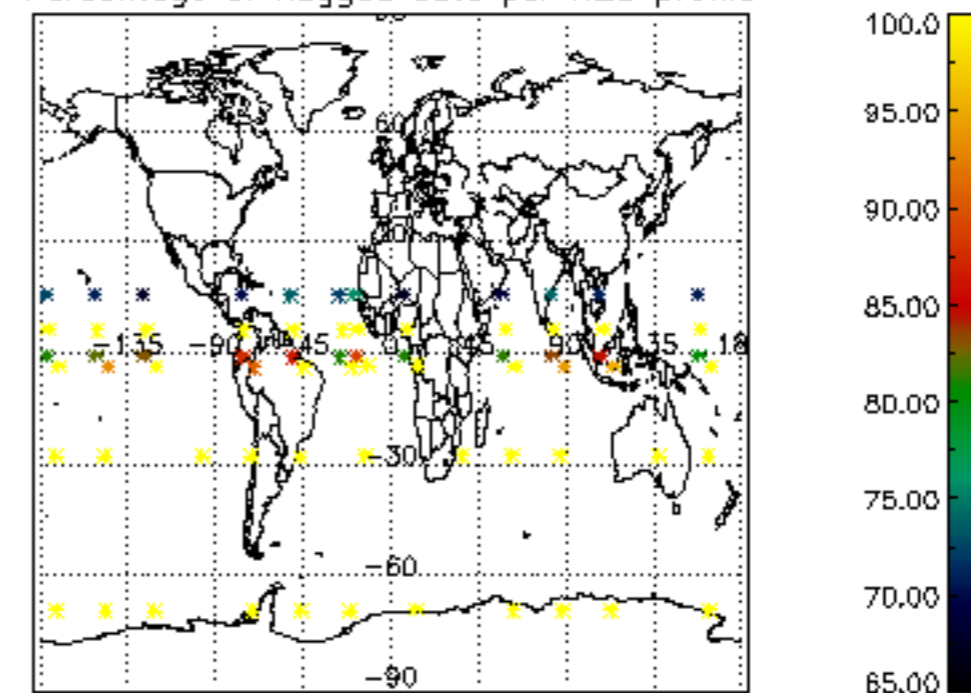




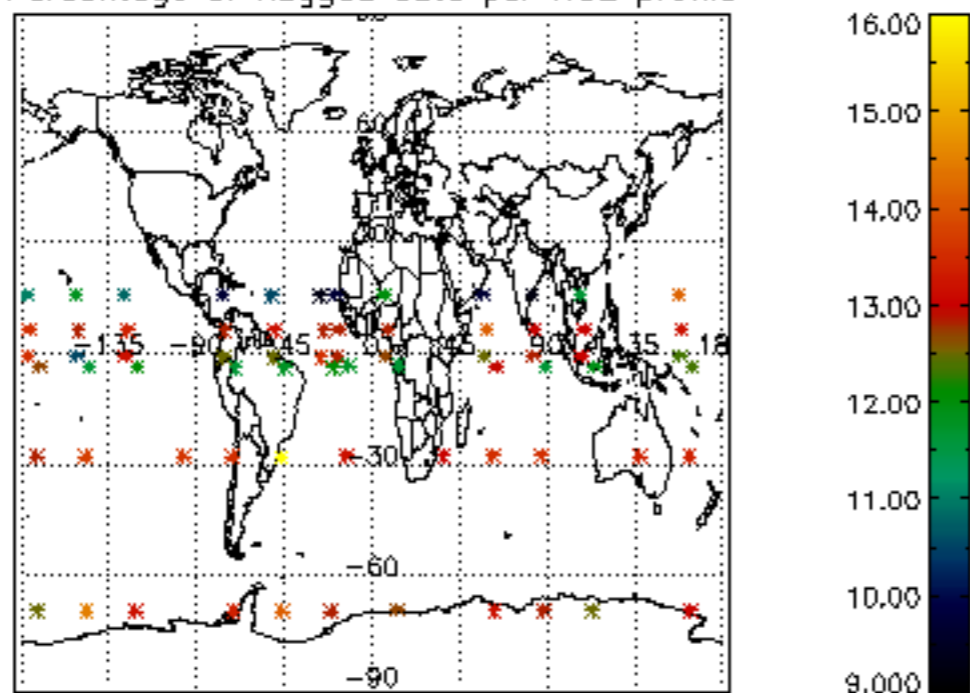
Percentage of flagged data per D3 profile



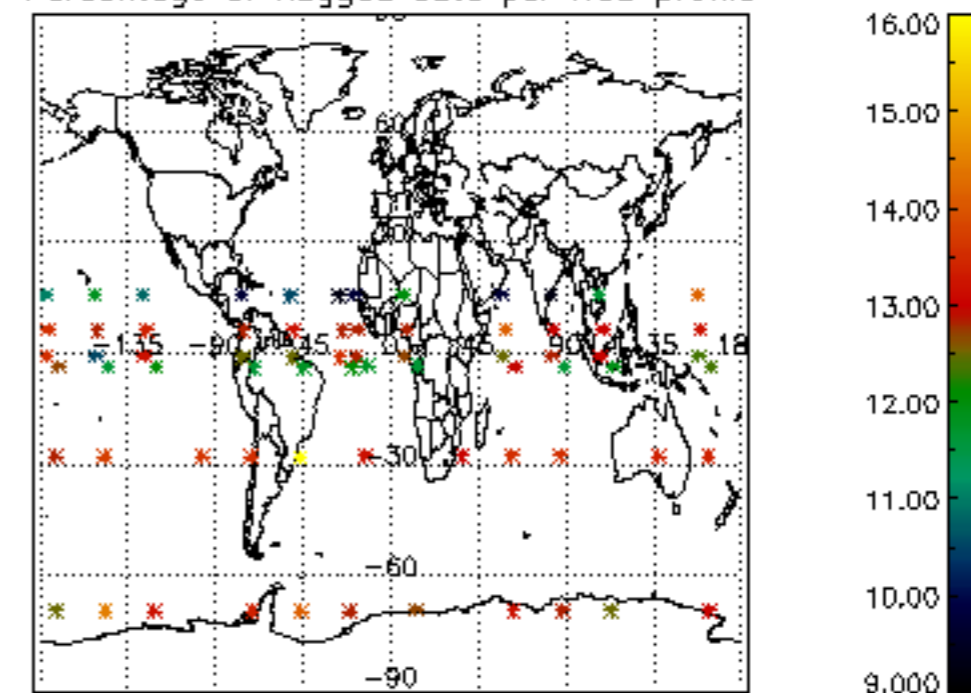
Percentage of flagged data per H2O profile

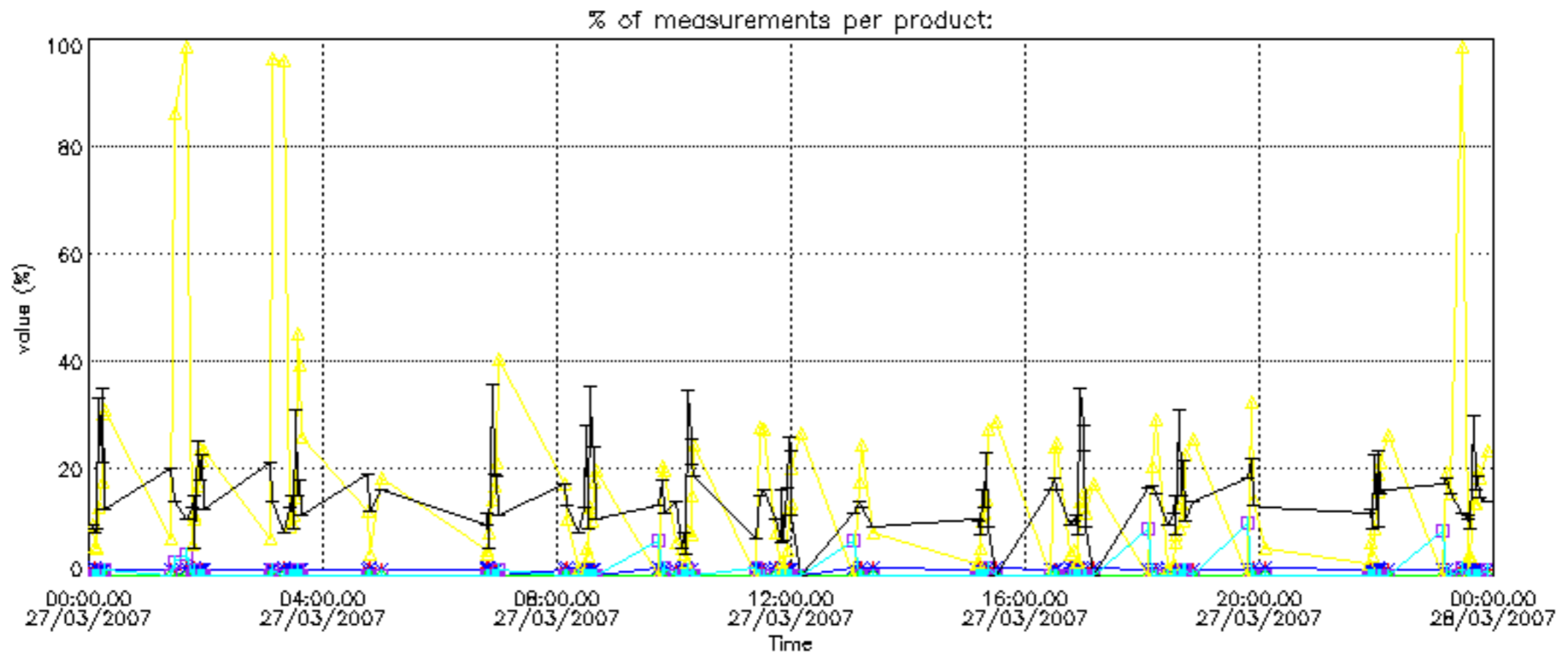


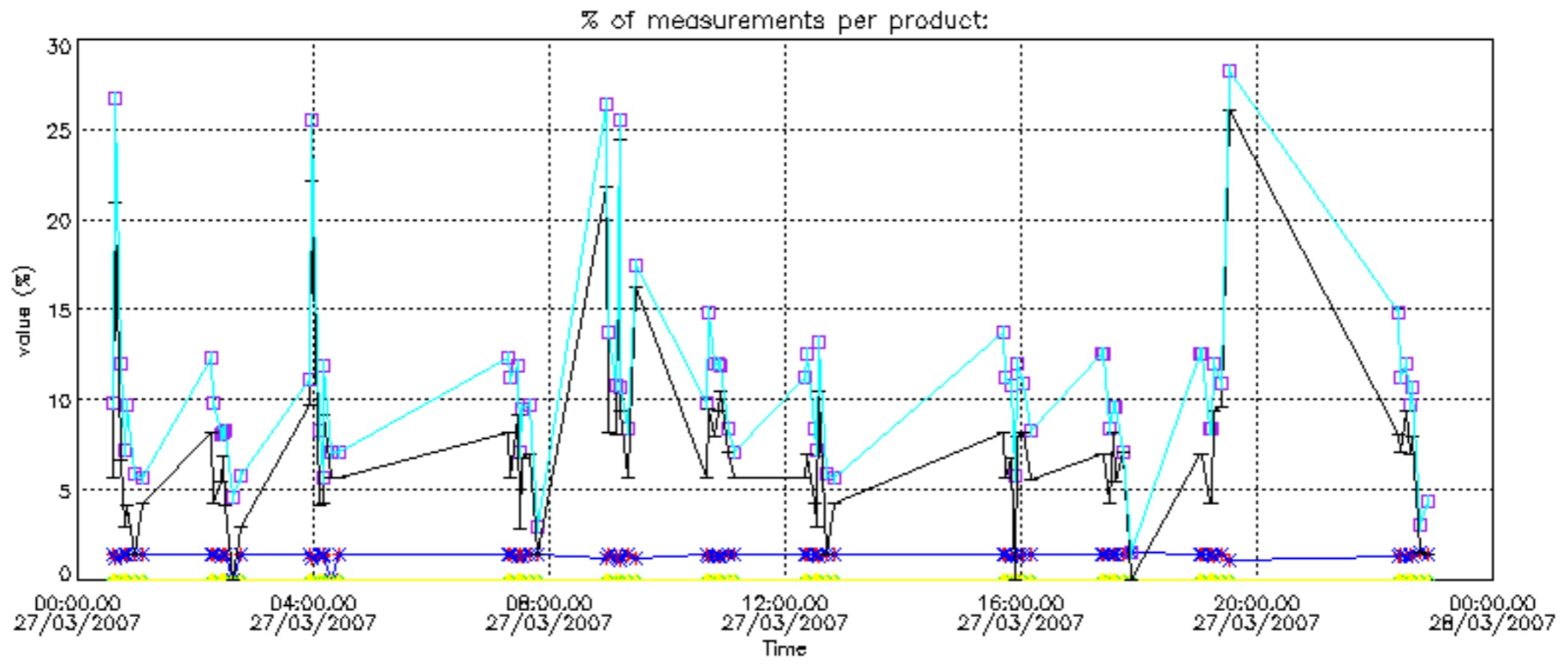
Percentage of flagged data per NO2 profile



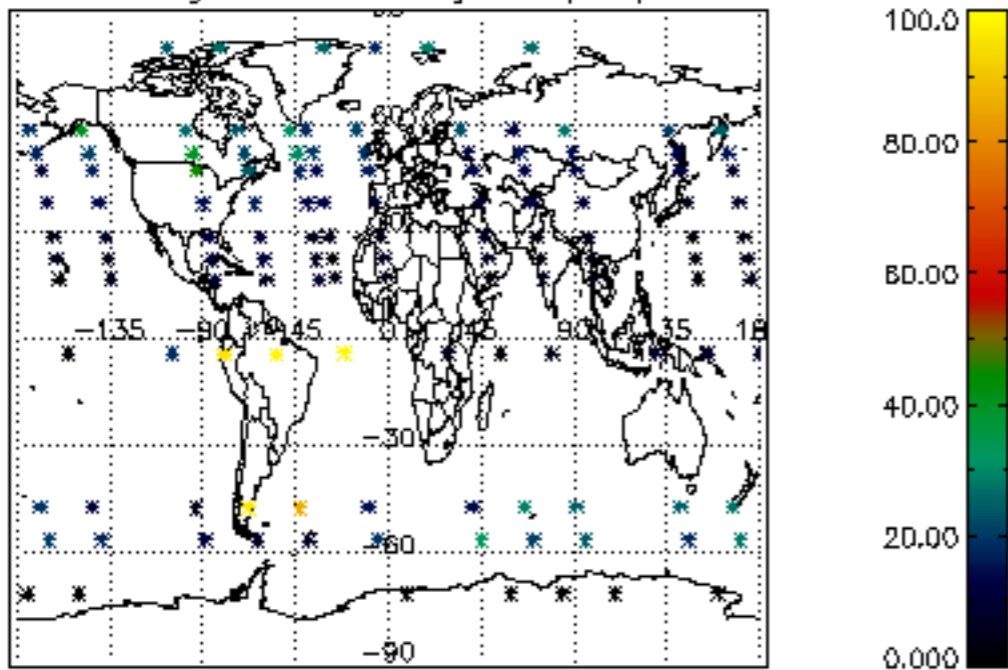
Percentage of flagged data per NO3 profile



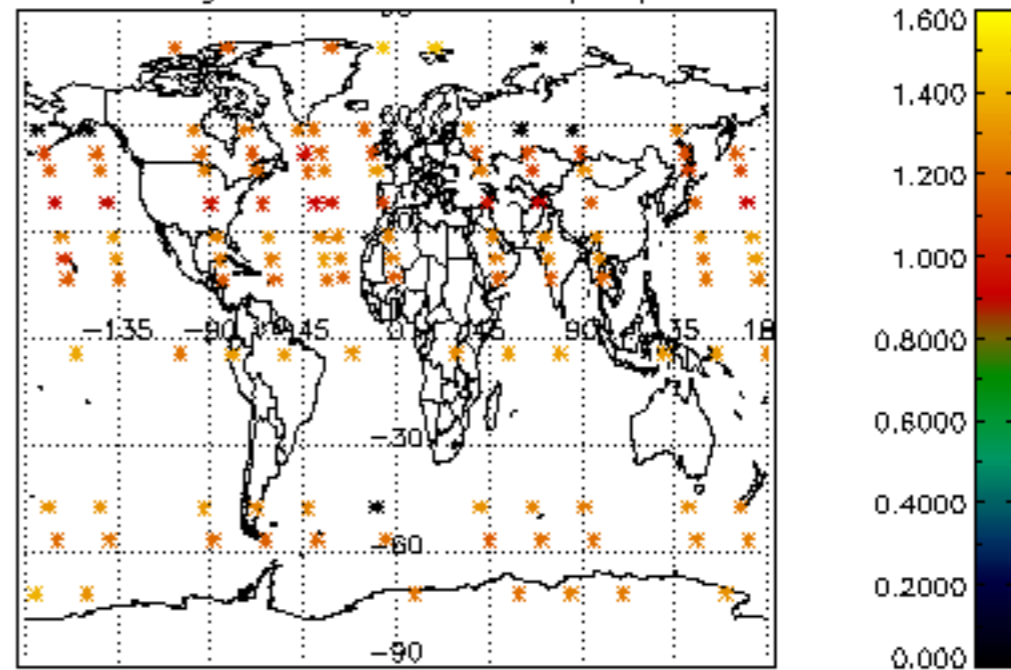




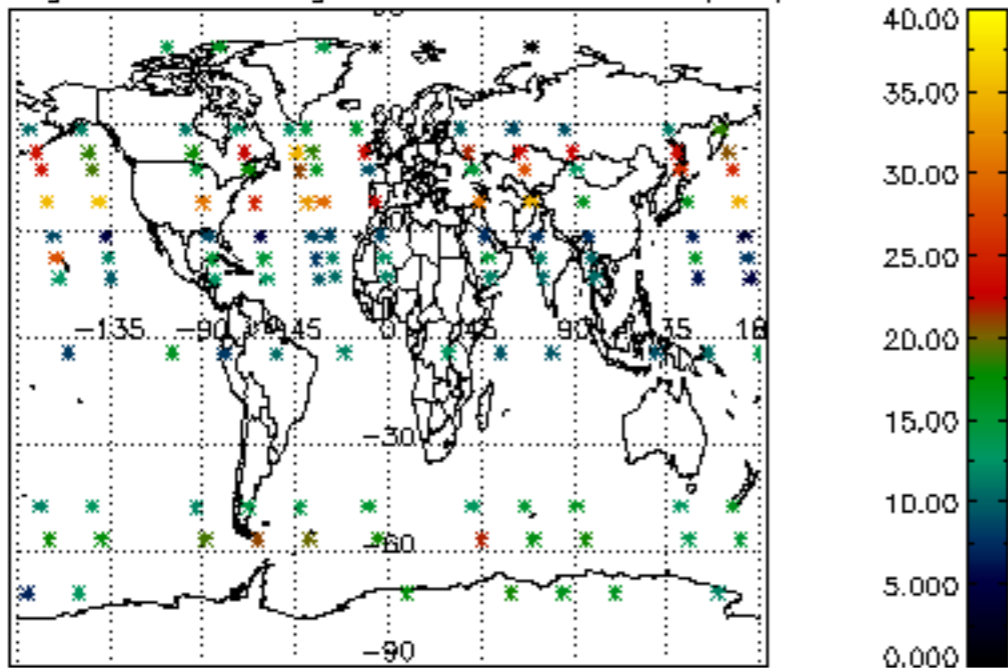
Percentage of cosmic ray hits per profile



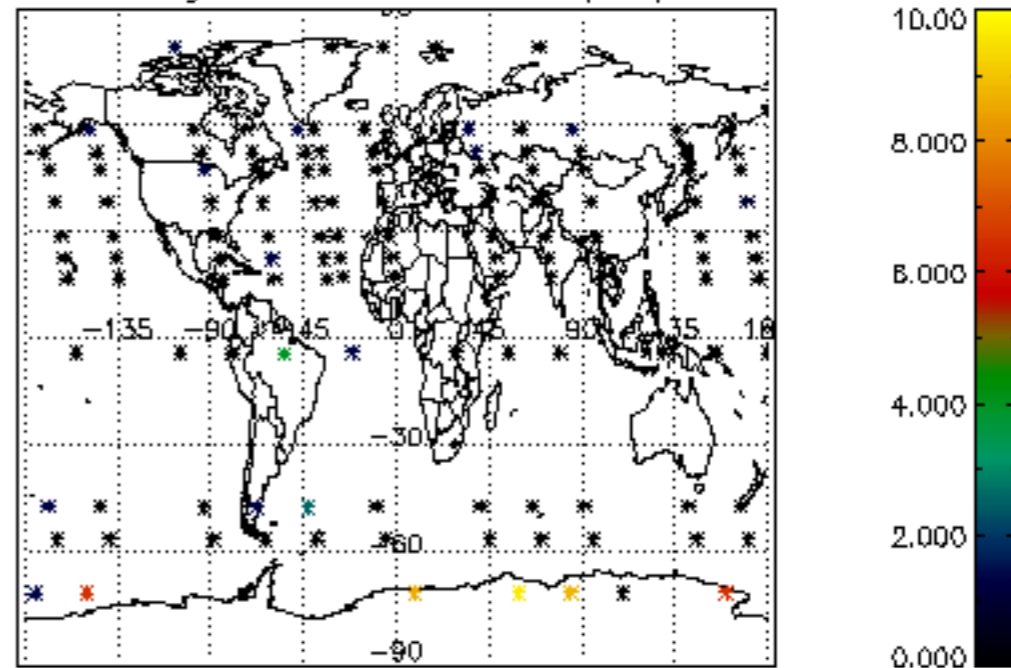
Percentage of datation errors per profile



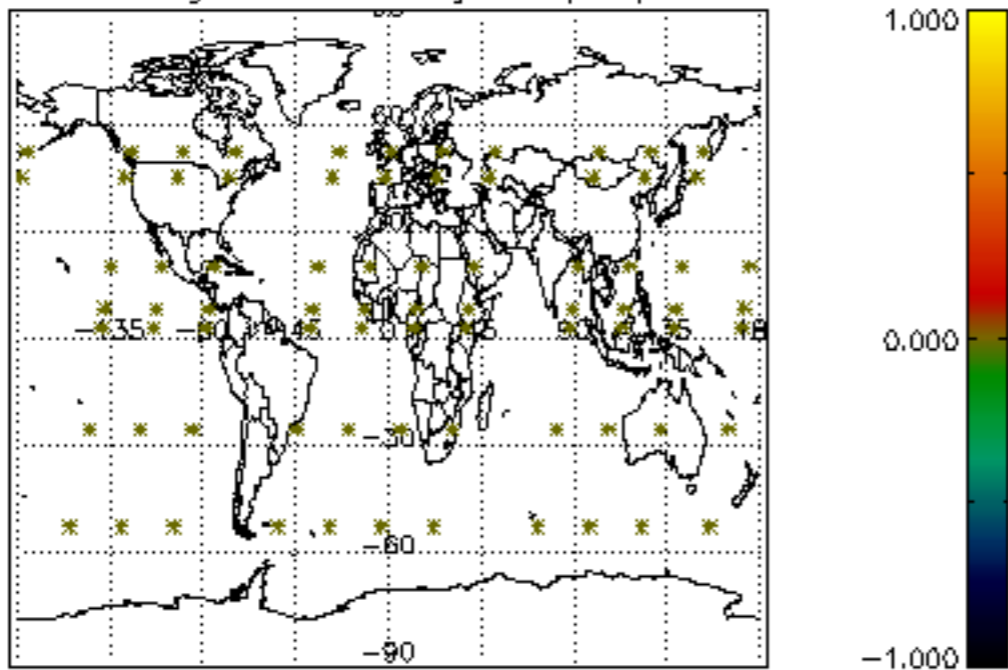
Percentage of star falling outside central band per profile



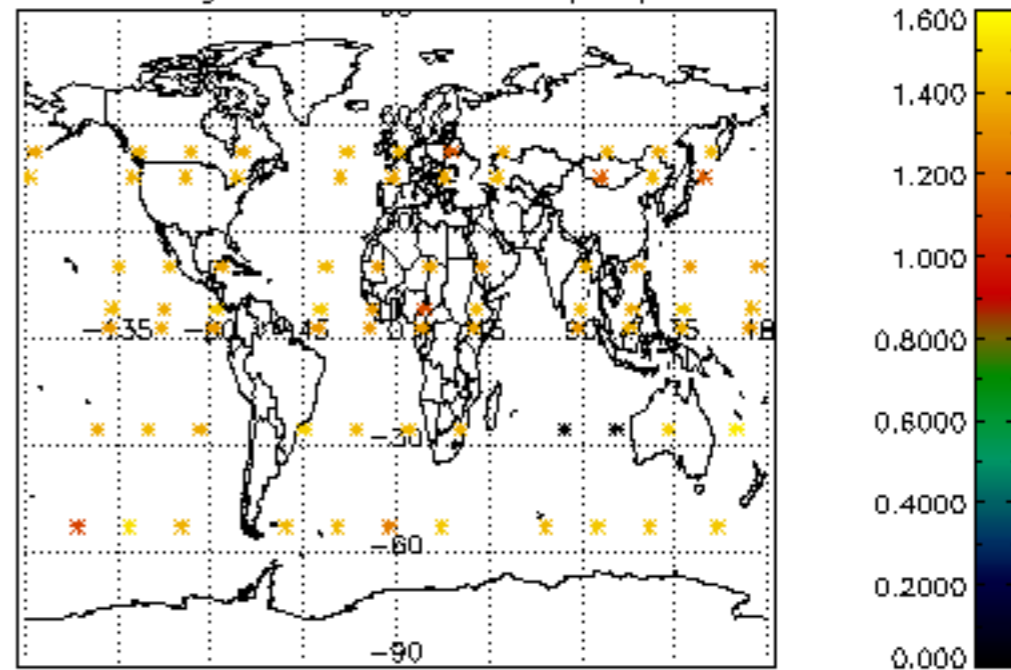
Percentage of saturation errors per profile



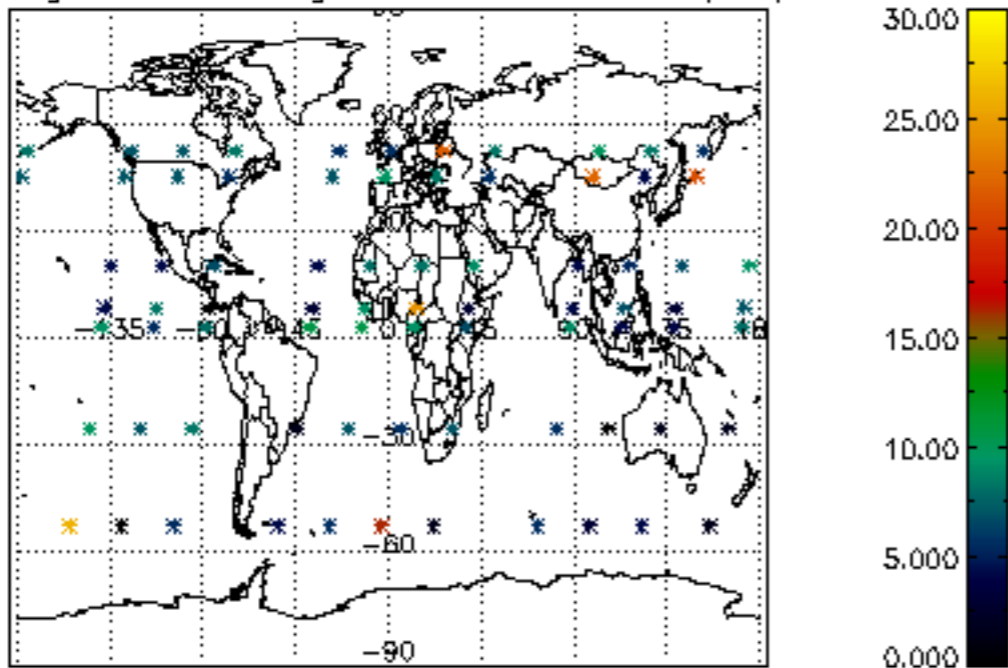
Percentage of cosmic ray hits per profile



Percentage of datation errors per profile



Percentage of star falling outside central band per profile



Percentage of saturation errors per profile

