

GOMOS Level 2 Daily Report

SUMMARY

[1. General Info](#)

[2. Summary of processed GOM_NL_2P products](#)

[3. Level 2 Quality information per product](#)

[3.1 Plot of level 2 quality information per product \(time dependant\)](#)

[3.2 Plot of level 2 quality information per product \(world map\)](#)

[4. Level 1 Quality information per product \(stored on level 2 products\)](#)

[4.1 Plot of level 1 quality information per product \(time dependant\)](#)

[4.1.1 Plot of level 1 quality information per product \(time dependant\): ASCENDING](#)

[4.1.2 Plot of level 1 quality information per product \(time dependant\): DESCENDING](#)

[4.2 Plot of level 1 quality information per product \(world map\)](#)

[4.2.1 Plot of level 1 quality information per product \(world map\): ASCENDING](#)

[4.2.2 Plot of level 1 quality information per product \(world map\): DESCENDING](#)

[5. Ozone profiles based on quality statistics and other trace gas profiles](#)

[5.1 Ozone statistics based on quality of products](#)

[5.2 Plot ozone profiles for all STD \(dark without errors\)](#)

[5.3 Plot ozone profiles where STD < 20% \(dark without errors\)](#)

[5.4. Plot ozone profiles where STD < 10% \(dark without errors\)](#)

[5.5. Plot ozone profiles where STD < 5% \(dark without errors\)](#)

[5.6 Plot NO2 profiles for all STD \(dark without errors\)](#)

[5.7 Plot NO3 profiles for all STD \(dark without errors\)](#)

[5.8 Plot H2O profiles \(only for occultations of stars 1,2,3,4,13,14,16,26,63 dark without errors\) for all STD](#)

[6. Auxiliary Data Files used for the production reported in section 2](#)

This report presents the daily analysis on parameters extracted from GOMOS level 2 data (GOM_NL__2P). It is intended to monitor some important parameters that will impact the quality of these products. A list of level 2 products (and content) that have arrived during the reporting day to the PCF is also given.

Item	Value
Time of report generation	22APR2013 17:47:04
Data source version	GOMOS/6.01
Start time of products	26-03-2007 (26MAR2007 00:00:00)
Stop time of products	27-03-2007 (27MAR2007 00:00:00)
Store outputs in DB	Yes
Nb of level 2 prods	207
Nb of prods with errors	0

2. Summary of processed GOM_NL__2P products.

Nr	Filename	UTC Start time	Limb	Duration	Star Id	Star Name	Star Mag	Star Temp	Nb Meas	Orbit	Prod. error
1	GOM_NL__2PRFIN20070326_001549_000000412056_00388_26494_3816.N1	26-MAR-2007 00:15:49	Twilight	41.000	154	22Bet Aqr	2.8990	5700.0	82	26494	No
2	GOM_NL__2PRFIN20070326_001828_000000412056_00388_26494_3817.N1	26-MAR-2007 00:18:28	Dark	41.000	142	49Del Cap	2.8500	8900.0	82	26494	No
3	GOM_NL__2PRFIN20070326_003034_000000422056_00388_26494_3818.N1	26-MAR-2007 00:30:34	Dark	41.500	45	Alp Pav	1.9400	26000.	83	26494	No
4	GOM_NL__2PRFIN20070326_003619_000000432056_00389_26495_3813.N1	26-MAR-2007 00:36:19	Dark	43.000	141	Bet Ara	2.8400	4600.0	86	26495	No
5	GOM_NL__2PRFIN20070326_003758_000000412056_00389_26495_3814.N1	26-MAR-2007 00:37:58	Dark	40.500	43	Alp TrA	1.9100	4250.0	81	26495	No
6	GOM_NL__2PRFIN20070326_003940_000000402056_00389_26495_3815.N1	26-MAR-2007 00:39:40	Dark	40.000	134	Bet TrA	2.8100	6600.0	80	26495	No
7	GOM_NL__2PRFIN20070326_004222_000000562056_00389_26495_3816.N1	26-MAR-2007 00:42:22	Dark	56.000	4	Alp1Cen	-0.010000	5800.0	112	26495	No
8	GOM_NL__2PRFIN20070326_004500_000000432056_00389_26495_3817.N1	26-MAR-2007 00:45:00	Straylight	43.000	12	Alp1Cru	0.77500	30000.	86	26495	No
9	GOM_NL__2PRFIN20070326_004623_000000522056_00389_26495_3818.N1	26-MAR-2007 00:46:23	Straylight	51.500	26	Gam Cru	1.6240	2900.0	103	26495	No
10	GOM_NL__2PRFIN20070326_004815_000000412056_00389_26495_3819.N1	26-MAR-2007 00:48:15	Straylight	41.000	64	Gam Cen	2.2000	10600.	82	26495	No
11	GOM_NL__2PRFIN20070326_010716_000000362056_00389_26495_3820.N1	26-MAR-2007 01:07:16	Bright	35.500	22	32Alp Leo	1.3600	15200.	71	26495	No
12	GOM_NL__2PRFIN20070326_010922_000000362056_00389_26495_3821.N1	26-MAR-2007 01:09:22	Bright	35.500	51	41Gam1Leo	2.0100	4500.0	71	26495	No
13	GOM_NL__2PRFIN20070326_011629_000000382056_00389_26495_3822.N1	26-MAR-2007 01:16:29	Bright	37.500	174	52Psi UMa	3.0040	4400.0	75	26495	No
14	GOM_NL__2PRFIN20070326_011947_000000372056_00389_26495_3823.N1	26-MAR-2007 01:19:47	Bright	37.000	82	48Bet UMa	2.3650	10600.	74	26495	No
15	GOM_NL__2PRFIN20070326_012119_000000542056_00389_26495_3824.N1	26-MAR-2007 01:21:19	Bright	54.000	36	50Alp UMa	1.8000	6300.0	108	26495	No
16	GOM_NL__2PRFIN20070326_012910_000000362056_00389_26495_3825.N1	26-MAR-2007 01:29:10	Bright	35.500	49	1Alp UMi	1.9900	6300.0	71	26495	No
17	GOM_NL__2PRFIN20070326_013657_000000532056_00389_26495_3826.N1	26-MAR-2007 01:36:57	Bright	53.000	89	5Alp Cep	2.4510	8000.0	106	26495	No
18	GOM_NL__2PRFIN20070326_015625_000000422056_00389_26495_3827.N1	26-MAR-2007 01:56:25	Twilight	41.500	154	22Bet Aqr	2.8990	5700.0	83	26495	No
19	GOM_NL__2PRFIN20070326_015904_000000392056_00389_26495_3828.N1	26-MAR-2007 01:59:04	Dark	39.000	142	49Del Cap	2.8500	8900.0	78	26495	No
20	GOM_NL__2PRFIN20070326_021111_000000382056_00389_26495_3829.N1	26-MAR-2007 02:11:11	Dark	38.000	45	Alp Pav	1.9400	26000.	76	26495	No
21	GOM_NL__2PRFIN20070326_021655_000000442056_00390_26496_3829.N1	26-MAR-2007 02:16:55	Dark	43.500	141	Bet Ara	2.8400	4600.0	87	26496	No
22	GOM_NL__2PRFIN20070326_021835_000000412056_00390_26496_3830.N1	26-MAR-2007 02:18:35	Dark	40.500	43	Alp TrA	1.9100	4250.0	81	26496	No
23	GOM_NL__2PRFIN20070326_022016_000000412056_00390_26496_3831.N1	26-MAR-2007 02:20:16	Dark	40.500	134	Bet TrA	2.8100	6600.0	81	26496	No
24	GOM_NL__2PRFIN20070326_022259_000000482056_00390_26496_3832.N1	26-MAR-2007 02:22:59	Dark	47.500	4	Alp1Cen	-0.010000	5800.0	95	26496	No
25	GOM_NL__2PRFIN20070326_022536_000000432056_00390_26496_3833.N1	26-MAR-2007 02:25:36	Straylight	42.500	12	Alp1Cru	0.77500	30000.	85	26496	No
26	GOM_NL__2PRFIN20070326_022700_000000492056_00390_26496_3834.N1	26-MAR-2007 02:27:00	Straylight	49.000	26	Gam Cru	1.6240	2900.0	98	26496	No
27	GOM_NL__2PRFIN20070326_022851_000000392056_00390_26496_3835.N1	26-MAR-2007 02:28:51	Straylight	39.000	64	Gam Cen	2.2000	10600.	78	26496	No
28	GOM_NL__2PRFIN20070326_024752_000000352056_00390_26496_3836.N1	26-MAR-2007 02:47:52	Bright	35.000	22	32Alp Leo	1.3600	15200.	70	26496	No
29	GOM_NL__2PRFIN20070326_024958_000000362056_00390_26496_3837.N1	26-MAR-2007 02:49:58	Bright	36.000	51	41Gam1Leo	2.0100	4500.0	72	26496	No
30	GOM_NL__2PRFIN20070326_025705_000000382056_00390_26496_3838.N1	26-MAR-2007 02:57:05	Bright	38.000	174	52Psi UMa	3.0040	4400.0	76	26496	No
31	GOM_NL__2PRFIN20070326_030023_000000352056_00390_26496_3839.N1	26-MAR-2007 03:00:23	Bright	35.000	82	48Bet UMa	2.3650	10600.	70	26496	No
32	GOM_NL__2PRFIN20070326_030154_000000372056_00390_26496_3840.N1	26-MAR-2007 03:01:54	Bright	37.000	36	50Alp UMa	1.8000	6300.0	74	26496	No
33	GOM_NL__2PRFIN20070326_030946_000000332056_00390_26496_3841.N1	26-MAR-2007 03:09:46	Bright	33.000	49	1Alp UMi	1.9900	6300.0	66	26496	No
34	GOM_NL__2PRFIN20070326_031733_000000372056_00390_26496_3842.N1	26-MAR-2007 03:17:33	Bright	36.500	89	5Alp Cep	2.4510	8000.0	73	26496	No
35	GOM_NL__2PRFIN20070326_033701_000000412056_00390_26496_3843.N1	26-MAR-2007 03:37:01	Twilight	41.000	154	22Bet Aqr	2.8990	5700.0	82	26496	No
36	GOM_NL__2PRFIN20070326_033940_000000402056_00390_26496_3844.N1	26-MAR-2007 03:39:40	Dark	40.000	142	49Del Cap	2.8500	8900.0	80	26496	No
37	GOM_NL__2PRFIN20070326_035147_000000402056_00390_26496_3845.N1	26-MAR-2007 03:51:47	Dark	39.500	45	Alp Pav	1.9400	26000.	79	26496	No
38	GOM_NL__2PRFIN20070326_035732_000000422056_00391_26497_3843.N1	26-MAR-2007 03:57:32	Dark	42.000	141	Bet Ara	2.8400	4600.0	84	26497	No
39	GOM_NL__2PRFIN20070326_035911_000000402056_00391_26497_3844.N1	26-MAR-2007 03:59:11	Dark	39.500	43	Alp TrA	1.9100	4250.0	79	26497	No
40	GOM_NL__2PRFIN20070326_040053_000000392056_00391_26497_3845.N1	26-MAR-2007 04:00:53	Dark	39.000	134	Bet TrA	2.8100	6600.0	78	26497	No
41	GOM_NL__2PRFIN20070326_040335_000000542056_00391_26497_3846.N1	26-MAR-2007 04:03:35	Dark	53.500	4	Alp1Cen	-0.010000	5800.0	107	26497	No
42	GOM_NL__2PRFIN20070326_040613_000000422056_00391_26497_3847.N1	26-MAR-2007 04:06:13	Straylight	42.000	12	Alp1Cru	0.77500	30000.	84	26497	No

43	GOM_NL__2PRFIN20070326_040736_000000432056_00391_26497_3848.N1	26-MAR-2007 04:07:36	Straylight	42.500	26	Gam Cru	1.6240	2900.0	85	26497	No
44	GOM_NL__2PRFIN20070326_040928_000000392056_00391_26497_3849.N1	26-MAR-2007 04:09:28	Straylight	38.500	64	Gam Cen	2.2000	10600.	77	26497	No
45	GOM_NL__2PRFIN20070326_042828_000000362056_00391_26497_3850.N1	26-MAR-2007 04:28:28	Bright	35.500	22	32Alp Leo	1.3600	15200.	71	26497	No
46	GOM_NL__2PRFIN20070326_043034_000000352056_00391_26497_3851.N1	26-MAR-2007 04:30:34	Bright	35.000	51	41Gam1Leo	2.0100	4500.0	70	26497	No
47	GOM_NL__2PRFIN20070326_043741_000000362056_00391_26497_3852.N1	26-MAR-2007 04:37:41	Bright	36.000	174	52Psi UMa	3.0040	4400.0	72	26497	No
48	GOM_NL__2PRFIN20070326_044059_000000372056_00391_26497_3853.N1	26-MAR-2007 04:40:59	Bright	36.500	82	48Bet UMa	2.3650	10600.	73	26497	No
49	GOM_NL__2PRFIN20070326_044230_000000362056_00391_26497_3854.N1	26-MAR-2007 04:42:30	Bright	36.000	36	50Alp UMa	1.8000	6300.0	72	26497	No
50	GOM_NL__2PRFIN20070326_045022_000000362056_00391_26497_3855.N1	26-MAR-2007 04:50:22	Bright	36.000	49	1Alp UMi	1.9900	6300.0	72	26497	No
51	GOM_NL__2PRFIN20070326_045809_000000532056_00391_26497_3856.N1	26-MAR-2007 04:58:09	Bright	53.000	89	5Alp Cep	2.4510	8000.0	106	26497	No
52	GOM_NL__2PRFIN20070326_051737_000000412056_00391_26497_3857.N1	26-MAR-2007 05:17:37	Twilight	40.500	154	22Bet Aqr	2.8990	5700.0	81	26497	No
53	GOM_NL__2PRFIN20070326_052016_000000392056_00391_26497_3858.N1	26-MAR-2007 05:20:16	Dark	38.500	142	49Del Cap	2.8500	8900.0	77	26497	No
54	GOM_NL__2PRFIN20070326_053223_000000382056_00391_26497_3859.N1	26-MAR-2007 05:32:23	Dark	38.000	45	Alp Pav	1.9400	26000.	76	26497	No
55	GOM_NL__2PRFIN20070326_071845_000000442056_00393_26499_3926.N1	26-MAR-2007 07:18:45	Dark	43.500	141	Bet Ara	2.8400	4600.0	87	26499	No
56	GOM_NL__2PRFIN20070326_072024_000000462056_00393_26499_3927.N1	26-MAR-2007 07:20:24	Dark	45.500	43	Alp TrA	1.9100	4250.0	91	26499	No
57	GOM_NL__2PRFIN20070326_072206_000000392056_00393_26499_3928.N1	26-MAR-2007 07:22:06	Dark	39.000	134	Bet TrA	2.8100	6600.0	78	26499	No
58	GOM_NL__2PRFIN20070326_072448_000000562056_00393_26499_3929.N1	26-MAR-2007 07:24:48	Dark	55.500	4	Alp1Cen	-0.010000	5800.0	111	26499	No
59	GOM_NL__2PRFIN20070326_072725_000000482056_00393_26499_3930.N1	26-MAR-2007 07:27:25	Straylight	47.500	12	Alp1Cru	0.77500	30000.	95	26499	No
60	GOM_NL__2PRFIN20070326_072849_000000432056_00393_26499_3931.N1	26-MAR-2007 07:28:49	Straylight	43.000	26	Gam Cru	1.6240	2900.0	86	26499	No
61	GOM_NL__2PRFIN20070326_073041_000000402056_00393_26499_3932.N1	26-MAR-2007 07:30:41	Straylight	39.500	64	Gam Cen	2.2000	10600.	79	26499	No
62	GOM_NL__2PRFIN20070326_074941_000000372056_00393_26499_3933.N1	26-MAR-2007 07:49:41	Bright	36.500	22	32Alp Leo	1.3600	15200.	73	26499	No
63	GOM_NL__2PRFIN20070326_075146_000000372056_00393_26499_3934.N1	26-MAR-2007 07:51:46	Bright	36.500	51	41Gam1Leo	2.0100	4500.0	73	26499	No
64	GOM_NL__2PRFIN20070326_075852_000000372056_00393_26499_3935.N1	26-MAR-2007 07:58:52	Bright	37.000	174	52Psi UMa	3.0040	4400.0	74	26499	No
65	GOM_NL__2PRFIN20070326_080211_000000372056_00393_26499_3936.N1	26-MAR-2007 08:02:11	Bright	36.500	82	48Bet UMa	2.3650	10600.	73	26499	No
66	GOM_NL__2PRFIN20070326_080342_000000462056_00393_26499_3937.N1	26-MAR-2007 08:03:42	Bright	46.000	36	50Alp UMa	1.8000	6300.0	92	26499	No
67	GOM_NL__2PRFIN20070326_081134_000000322056_00393_26499_3938.N1	26-MAR-2007 08:11:34	Bright	32.000	49	1Alp UMi	1.9900	6300.0	64	26499	No
68	GOM_NL__2PRFIN20070326_081921_000000352056_00393_26499_3939.N1	26-MAR-2007 08:19:21	Bright	35.000	89	5Alp Cep	2.4510	8000.0	70	26499	No
69	GOM_NL__2PRFIN20070326_083850_000000422056_00393_26499_3940.N1	26-MAR-2007 08:38:50	Twilight	41.500	154	22Bet Aqr	2.8990	5700.0	83	26499	No
70	GOM_NL__2PRFIN20070326_084129_000000412056_00393_26499_3941.N1	26-MAR-2007 08:41:29	Dark	41.000	142	49Del Cap	2.8500	8900.0	82	26499	No
71	GOM_NL__2PRFIN20070326_085336_000000402056_00393_26499_3942.N1	26-MAR-2007 08:53:36	Dark	40.000	45	Alp Pav	1.9400	26000.	80	26499	No
72	GOM_NL__2PRFIN20070326_085922_000000442056_00394_26500_3937.N1	26-MAR-2007 08:59:22	Dark	43.500	141	Bet Ara	2.8400	4600.0	87	26500	No
73	GOM_NL__2PRFIN20070326_090100_000000382056_00394_26500_3938.N1	26-MAR-2007 09:01:00	Dark	37.500	43	Alp TrA	1.9100	4250.0	75	26500	No
74	GOM_NL__2PRFIN20070326_090242_000000392056_00394_26500_3939.N1	26-MAR-2007 09:02:42	Dark	38.500	134	Bet TrA	2.8100	6600.0	77	26500	No
75	GOM_NL__2PRFIN20070326_090524_000000532056_00394_26500_3940.N1	26-MAR-2007 09:05:24	Dark	53.000	4	Alp1Cen	-0.010000	5800.0	106	26500	No
76	GOM_NL__2PRFIN20070326_090801_000000402056_00394_26500_3941.N1	26-MAR-2007 09:08:01	Straylight	40.000	12	Alp1Cru	0.77500	30000.	80	26500	No
77	GOM_NL__2PRFIN20070326_090925_000000472056_00394_26500_3942.N1	26-MAR-2007 09:09:25	Straylight	46.500	26	Gam Cru	1.6240	2900.0	93	26500	No
78	GOM_NL__2PRFIN20070326_091117_000000392056_00394_26500_3943.N1	26-MAR-2007 09:11:17	Straylight	38.500	64	Gam Cen	2.2000	10600.	77	26500	No
79	GOM_NL__2PRFIN20070326_093017_000000422056_00394_26500_3944.N1	26-MAR-2007 09:30:17	Bright	41.500	22	32Alp Leo	1.3600	15200.	83	26500	No
80	GOM_NL__2PRFIN20070326_093222_000000362056_00394_26500_3945.N1	26-MAR-2007 09:32:22	Bright	36.000	51	41Gam1Leo	2.0100	4500.0	72	26500	No
81	GOM_NL__2PRFIN20070326_093928_000000382056_00394_26500_3946.N1	26-MAR-2007 09:39:28	Bright	38.000	174	52Psi UMa	3.0040	4400.0	76	26500	No
82	GOM_NL__2PRFIN20070326_094246_000000372056_00394_26500_3947.N1	26-MAR-2007 09:42:46	Bright	36.500	82	48Bet UMa	2.3650	10600.	73	26500	No
83	GOM_NL__2PRFIN20070326_094418_000000382056_00394_26500_3948.N1	26-MAR-2007 09:44:18	Bright	37.500	36	50Alp UMa	1.8000	6300.0	75	26500	No
84	GOM_NL__2PRFIN20070326_095210_000000362056_00394_26500_3949.N1	26-MAR-2007 09:52:10	Bright	35.500	49	1Alp UMi	1.9900	6300.0	71	26500	No
85	GOM_NL__2PRFIN20070326_095957_000000352056_00394_26500_3950.N1	26-MAR-2007 09:59:57	Bright	35.000	89	5Alp Cep	2.4510	8000.0	70	26500	No
86	GOM_NL__2PRFIN20070326_101926_000000412056_00394_26500_3951.N1	26-MAR-2007 10:19:26	Twilight	41.000	154	22Bet Aqr	2.8990	5700.0	82	26500	No
87	GOM_NL__2PRFIN20070326_102205_000000402056_00394_26500_3952.N1	26-MAR-2007 10:22:05	Dark	40.000	142	49Del Cap	2.8500	8900.0	80	26500	No
88	GOM_NL__2PRFIN20070326_103412_000000372056_00394_26500_3953.N1	26-MAR-2007 10:34:12	Dark	36.500	45	Alp Pav	1.9400	26000.	73	26500	No
89	GOM_NL__2PRFIN20070326_103959_000000412056_00395_26501_3953.N1	26-MAR-2007 10:39:59	Dark	40.500	141	Bet Ara	2.8400	4600.0	81	26501	No
90	GOM_NL__2PRFIN20070326_104137_000000392056_00395_26501_3954.N1	26-MAR-2007 10:41:37	Dark	38.500	43	Alp TrA	1.9100	4250.0	77	26501	No
91	GOM_NL__2PRFIN20070326_104319_000000402056_00395_26501_3955.N1	26-MAR-2007 10:43:19	Dark	39.500	134	Bet TrA	2.8100	6600.0	79	26501	No
92	GOM_NL__2PRFIN20070326_104601_000000562056_00395_26501_3956.N1	26-MAR-2007 10:46:01	Dark	56.000	4	Alp1Cen	-0.010000	5800.0	112	26501	No
93	GOM_NL__2PRFIN20070326_104837_000000382056_00395_26501_3957.N1	26-MAR-2007 10:48:37	Straylight	37.500	12	Alp1Cru	0.77500	30000.	75	26501	No
94	GOM_NL__2PRFIN20070326_105001_000000492056_00395_26501_3958.N1	26-MAR-2007 10:50:01	Straylight	48.500	26	Gam Cru	1.6240	2900.0	97	26501	No
95	GOM_NL__2PRFIN20070326_105153_000000392056_00395_26501_3959.N1	26-MAR-2007 10:51:53	Straylight	38.500	64	Gam Cen	2.2000	10600.	77	26501	No
96	GOM_NL__2PRFIN20070326_111053_000000362056_00395_26501_3960.N1	26-MAR-2007 11:10:53	Bright	36.000	22	32Alp Leo	1.3600	15200.	72	26501	No
97	GOM_NL__2PRFIN20070326_111258_000000362056_00395_26501_3961.N1	26-MAR-2007 11:12:58	Bright	36.000	51	41Gam1Leo	2.0100	4500.0	72	26501	No
98	GOM_NL__2PRFIN20070326_112004_000000372056_00395_26501_3962.N1	26-MAR-2007 11:20:04	Bright	36.500	174	52Psi UMa	3.0040	4400.0	73	26501	No
99	GOM_NL__2PRFIN20070326_112322_000000372056_00395_26501_3963.N1	26-MAR-2007 11:23:22	Bright	37.000	82	48Bet UMa	2.3650	10600.	74	26501	No
100	GOM_NL__2PRFIN20070326_112453_000000382056_00395_26501_3964.N1	26-MAR-2007 11:24:53	Bright	38.000	36	50Alp UMa	1.8000	6300.0	76	26501	No
101	GOM_NL__2PRFIN20070326_113246_000000362056_00395_26501_3965.N1	26-MAR-2007 11:32:46	Bright	36.000	49	1Alp UMi	1.9900	6300.0	72	26501	No

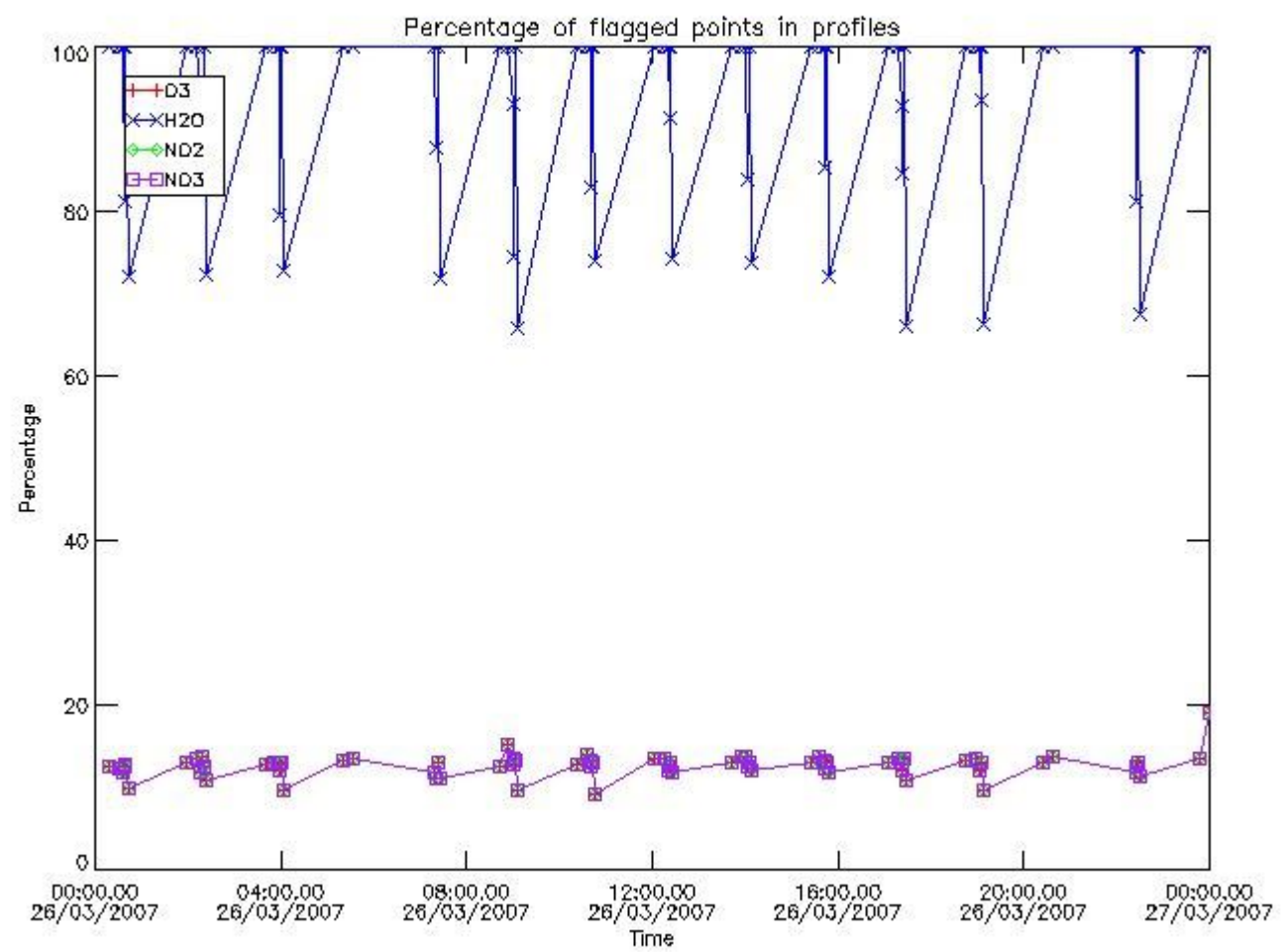
102	GOM_NL__2PRFIN20070326_114033_000000352056_00395_26501_3966.N1	26-MAR-2007 11:40:33	Bright	35.000	89	5Alp Cep	2.4510	8000.0	70	26501	No
103	GOM_NL__2PRFIN20070326_120002_000000412056_00395_26501_3967.N1	26-MAR-2007 12:00:02	Twilight	41.000	154	22Bet Aqr	2.8990	5700.0	82	26501	No
104	GOM_NL__2PRFIN20070326_120241_000000382056_00395_26501_3968.N1	26-MAR-2007 12:02:41	Dark	38.000	142	49Del Cap	2.8500	8900.0	76	26501	No
105	GOM_NL__2PRFIN20070326_121448_000000382056_00395_26501_3969.N1	26-MAR-2007 12:14:48	Dark	37.500	45	Alp Pav	1.9400	26000.	75	26501	No
106	GOM_NL__2PRFIN20070326_122035_000000422056_00396_26502_3968.N1	26-MAR-2007 12:20:35	Dark	42.000	141	Bet Ara	2.8400	4600.0	84	26502	No
107	GOM_NL__2PRFIN20070326_122213_000000412056_00396_26502_3969.N1	26-MAR-2007 12:22:13	Dark	41.000	43	Alp TrA	1.9100	4250.0	82	26502	No
108	GOM_NL__2PRFIN20070326_122355_000000392056_00396_26502_3970.N1	26-MAR-2007 12:23:55	Dark	39.000	134	Bet TrA	2.8100	6600.0	78	26502	No
109	GOM_NL__2PRFIN20070326_122637_000000432056_00396_26502_3971.N1	26-MAR-2007 12:26:37	Dark	43.000	4	Alp1Cen	-0.010000	5800.0	86	26502	No
110	GOM_NL__2PRFIN20070326_122914_000000462056_00396_26502_3972.N1	26-MAR-2007 12:29:14	Straylight	46.000	12	Alp1Cru	0.77500	30000.	92	26502	No
111	GOM_NL__2PRFIN20070326_123037_000000472056_00396_26502_3973.N1	26-MAR-2007 12:30:37	Straylight	47.000	26	Gam Cru	1.6240	2900.0	94	26502	No
112	GOM_NL__2PRFIN20070326_123229_000000432056_00396_26502_3974.N1	26-MAR-2007 12:32:29	Straylight	42.500	64	Gam Cen	2.2000	10600.	85	26502	No
113	GOM_NL__2PRFIN20070326_125129_000000362056_00396_26502_3975.N1	26-MAR-2007 12:51:29	Bright	35.500	22	32Alp Leo	1.3600	15200.	71	26502	No
114	GOM_NL__2PRFIN20070326_125334_000000362056_00396_26502_3976.N1	26-MAR-2007 12:53:34	Bright	35.500	51	41Gam1Leo	2.0100	4500.0	71	26502	No
115	GOM_NL__2PRFIN20070326_130039_000000362056_00396_26502_3977.N1	26-MAR-2007 13:00:39	Bright	35.500	174	52Psi UMa	3.0040	4400.0	71	26502	No
116	GOM_NL__2PRFIN20070326_130358_000000362056_00396_26502_3978.N1	26-MAR-2007 13:03:58	Bright	35.500	82	48Bet UMa	2.3650	10600.	71	26502	No
117	GOM_NL__2PRFIN20070326_130529_000000352056_00396_26502_3979.N1	26-MAR-2007 13:05:29	Bright	35.000	36	50Alp UMa	1.8000	6300.0	70	26502	No
118	GOM_NL__2PRFIN20070326_131322_000000332056_00396_26502_3980.N1	26-MAR-2007 13:13:22	Bright	33.000	49	1Alp UMi	1.9900	6300.0	66	26502	No
119	GOM_NL__2PRFIN20070326_132109_000000352056_00396_26502_3981.N1	26-MAR-2007 13:21:09	Bright	35.000	89	5Alp Cep	2.4510	8000.0	70	26502	No
120	GOM_NL__2PRFIN20070326_134038_000000412056_00396_26502_3982.N1	26-MAR-2007 13:40:38	Twilight	40.500	154	22Bet Aqr	2.8990	5700.0	81	26502	No
121	GOM_NL__2PRFIN20070326_134317_000000402056_00396_26502_3983.N1	26-MAR-2007 13:43:17	Dark	39.500	142	49Del Cap	2.8500	8900.0	79	26502	No
122	GOM_NL__2PRFIN20070326_135524_000000372056_00396_26502_3984.N1	26-MAR-2007 13:55:24	Dark	37.000	45	Alp Pav	1.9400	26000.	74	26502	No
123	GOM_NL__2PRFIN20070326_140112_000000412056_00397_26503_3980.N1	26-MAR-2007 14:01:12	Dark	41.000	141	Bet Ara	2.8400	4600.0	82	26503	No
124	GOM_NL__2PRFIN20070326_140249_000000412056_00397_26503_3981.N1	26-MAR-2007 14:02:49	Dark	41.000	43	Alp TrA	1.9100	4250.0	82	26503	No
125	GOM_NL__2PRFIN20070326_140432_000000392056_00397_26503_3982.N1	26-MAR-2007 14:04:32	Dark	39.000	134	Bet TrA	2.8100	6600.0	78	26503	No
126	GOM_NL__2PRFIN20070326_140713_000000432056_00397_26503_3983.N1	26-MAR-2007 14:07:13	Dark	42.500	4	Alp1Cen	-0.010000	5800.0	85	26503	No
127	GOM_NL__2PRFIN20070326_140950_000000482056_00397_26503_3984.N1	26-MAR-2007 14:09:50	Straylight	48.000	12	Alp1Cru	0.77500	30000.	96	26503	No
128	GOM_NL__2PRFIN20070326_141113_000000482056_00397_26503_3985.N1	26-MAR-2007 14:11:13	Straylight	48.000	26	Gam Cru	1.6240	2900.0	96	26503	No
129	GOM_NL__2PRFIN20070326_141306_000000382056_00397_26503_3986.N1	26-MAR-2007 14:13:06	Straylight	38.000	64	Gam Cen	2.2000	10600.	76	26503	No
130	GOM_NL__2PRFIN20070326_143205_000000372056_00397_26503_3987.N1	26-MAR-2007 14:32:05	Bright	36.500	22	32Alp Leo	1.3600	15200.	73	26503	No
131	GOM_NL__2PRFIN20070326_143410_000000372056_00397_26503_3988.N1	26-MAR-2007 14:34:10	Bright	36.500	51	41Gam1Leo	2.0100	4500.0	73	26503	No
132	GOM_NL__2PRFIN20070326_144115_000000352056_00397_26503_3989.N1	26-MAR-2007 14:41:15	Bright	35.000	174	52Psi UMa	3.0040	4400.0	70	26503	No
133	GOM_NL__2PRFIN20070326_144433_000000372056_00397_26503_3990.N1	26-MAR-2007 14:44:33	Bright	37.000	82	48Bet UMa	2.3650	10600.	74	26503	No
134	GOM_NL__2PRFIN20070326_144605_000000382056_00397_26503_3991.N1	26-MAR-2007 14:46:05	Bright	38.000	36	50Alp UMa	1.8000	6300.0	76	26503	No
135	GOM_NL__2PRFIN20070326_145358_000000352056_00397_26503_3992.N1	26-MAR-2007 14:53:58	Bright	34.500	49	1Alp UMi	1.9900	6300.0	69	26503	No
136	GOM_NL__2PRFIN20070326_150144_000000362056_00397_26503_3993.N1	26-MAR-2007 15:01:44	Bright	35.500	89	5Alp Cep	2.4510	8000.0	71	26503	No
137	GOM_NL__2PRFIN20070326_152114_000000432056_00397_26503_3994.N1	26-MAR-2007 15:21:14	Twilight	42.500	154	22Bet Aqr	2.8990	5700.0	85	26503	No
138	GOM_NL__2PRFIN20070326_152353_000000402056_00397_26503_3995.N1	26-MAR-2007 15:23:53	Dark	39.500	142	49Del Cap	2.8500	8900.0	79	26503	No
139	GOM_NL__2PRFIN20070326_153601_000000372056_00397_26503_3996.N1	26-MAR-2007 15:36:01	Dark	37.000	45	Alp Pav	1.9400	26000.	74	26503	No
140	GOM_NL__2PRFIN20070326_154149_000000422056_00398_26504_4005.N1	26-MAR-2007 15:41:49	Dark	42.000	141	Bet Ara	2.8400	4600.0	84	26504	No
141	GOM_NL__2PRFIN20070326_154326_000000422056_00398_26504_4006.N1	26-MAR-2007 15:43:26	Dark	41.500	43	Alp TrA	1.9100	4250.0	83	26504	No
142	GOM_NL__2PRFIN20070326_154508_000000402056_00398_26504_4007.N1	26-MAR-2007 15:45:08	Dark	39.500	134	Bet TrA	2.8100	6600.0	79	26504	No
143	GOM_NL__2PRFIN20070326_154750_000000442056_00398_26504_4008.N1	26-MAR-2007 15:47:50	Dark	43.500	4	Alp1Cen	-0.010000	5800.0	87	26504	No
144	GOM_NL__2PRFIN20070326_155026_000000372056_00398_26504_4009.N1	26-MAR-2007 15:50:26	Straylight	37.000	12	Alp1Cru	0.77500	30000.	74	26504	No
145	GOM_NL__2PRFIN20070326_155150_000000462056_00398_26504_4010.N1	26-MAR-2007 15:51:50	Straylight	45.500	26	Gam Cru	1.6240	2900.0	91	26504	No
146	GOM_NL__2PRFIN20070326_155342_000000402056_00398_26504_4011.N1	26-MAR-2007 15:53:42	Straylight	40.000	64	Gam Cen	2.2000	10600.	80	26504	No
147	GOM_NL__2PRFIN20070326_161241_000000372056_00398_26504_4012.N1	26-MAR-2007 16:12:41	Bright	36.500	22	32Alp Leo	1.3600	15200.	73	26504	No
148	GOM_NL__2PRFIN20070326_161446_000000362056_00398_26504_4013.N1	26-MAR-2007 16:14:46	Bright	35.500	51	41Gam1Leo	2.0100	4500.0	71	26504	No
149	GOM_NL__2PRFIN20070326_162151_000000392056_00398_26504_4014.N1	26-MAR-2007 16:21:51	Bright	38.500	174	52Psi UMa	3.0040	4400.0	77	26504	No
150	GOM_NL__2PRFIN20070326_162509_000000342056_00398_26504_4015.N1	26-MAR-2007 16:25:09	Bright	34.000	82	48Bet UMa	2.3650	10600.	68	26504	No
151	GOM_NL__2PRFIN20070326_162641_000000362056_00398_26504_4016.N1	26-MAR-2007 16:26:41	Bright	36.000	36	50Alp UMa	1.8000	6300.0	72	26504	No
152	GOM_NL__2PRFIN20070326_163434_000000362056_00398_26504_4017.N1	26-MAR-2007 16:34:34	Bright	35.500	49	1Alp UMi	1.9900	6300.0	71	26504	No
153	GOM_NL__2PRFIN20070326_164220_000000372056_00398_26504_4018.N1	26-MAR-2007 16:42:20	Bright	36.500	89	5Alp Cep	2.4510	8000.0	73	26504	No
154	GOM_NL__2PRFIN20070326_170151_000000422056_00398_26504_4019.N1	26-MAR-2007 17:01:51	Twilight	42.000	154	22Bet Aqr	2.8990	5700.0	84	26504	No
155	GOM_NL__2PRFIN20070326_170429_000000402056_00398_26504_4020.N1	26-MAR-2007 17:04:29	Dark	39.500	142	49Del Cap	2.8500	8900.0	79	26504	No
156	GOM_NL__2PRFIN20070326_171637_000000382056_00398_26504_4021.N1	26-MAR-2007 17:16:37	Dark	38.000	45	Alp Pav	1.9400	26000.	76	26504	No
157	GOM_NL__2PRFIN20070326_172225_000000432056_00399_26505_4017.N1	26-MAR-2007 17:22:25	Dark	42.500	141	Bet Ara	2.8400	4600.0	85	26505	No
158	GOM_NL__2PRFIN20070326_172402_000000402056_00399_26505_4018.N1	26-MAR-2007 17:24:02	Dark	39.500	43	Alp TrA	1.9100	4250.0	79	26505	No
159	GOM_NL__2PRFIN20070326_172544_000000382056_00399_26505_4019.N1	26-MAR-2007 17:25:44	Dark	37.500	134	Bet TrA	2.8100	6600.0	75	26505	No
160	GOM_NL__2PRFIN20070326_172826_000000522056_00399_26505_4020.N1	26-MAR-2007 17:28:26	Dark	52.000	4	Alp1Cen	-0.010000	5800.0	104	26505	No

161	GOM_NL__2PRFIN20070326_173102_000000422056_00399_26505_4021.N1	26-MAR-2007 17:31:02	Straylight	42.000	12	Alp1Cru	0.77500	30000.	84	26505	No
162	GOM_NL__2PRFIN20070326_173226_000000502056_00399_26505_4022.N1	26-MAR-2007 17:32:26	Straylight	49.500	26	Gam Cru	1.6240	2900.0	99	26505	No
163	GOM_NL__2PRFIN20070326_173418_000000392056_00399_26505_4023.N1	26-MAR-2007 17:34:18	Straylight	39.000	64	Gam Cen	2.2000	10600.	78	26505	No
164	GOM_NL__2PRFIN20070326_175317_000000372056_00399_26505_4024.N1	26-MAR-2007 17:53:17	Bright	36.500	22	32Alp Leo	1.3600	15200.	73	26505	No
165	GOM_NL__2PRFIN20070326_175522_000000362056_00399_26505_4025.N1	26-MAR-2007 17:55:22	Bright	36.000	51	41Gam1Leo	2.0100	4500.0	72	26505	No
166	GOM_NL__2PRFIN20070326_180227_000000372056_00399_26505_4026.N1	26-MAR-2007 18:02:27	Bright	36.500	174	52Psi UMa	3.0040	4400.0	73	26505	No
167	GOM_NL__2PRFIN20070326_180545_000000372056_00399_26505_4027.N1	26-MAR-2007 18:05:45	Bright	37.000	82	48Bet UMa	2.3650	10600.	74	26505	No
168	GOM_NL__2PRFIN20070326_180717_000000352056_00399_26505_4028.N1	26-MAR-2007 18:07:17	Bright	35.000	36	50Alp UMa	1.8000	6300.0	70	26505	No
169	GOM_NL__2PRFIN20070326_181510_000000352056_00399_26505_4029.N1	26-MAR-2007 18:15:10	Bright	34.500	49	1Alp UMi	1.9900	6300.0	69	26505	No
170	GOM_NL__2PRFIN20070326_182256_000000352056_00399_26505_4030.N1	26-MAR-2007 18:22:56	Bright	35.000	89	5Alp Cep	2.4510	8000.0	70	26505	No
171	GOM_NL__2PRFIN20070326_184227_000000422056_00399_26505_4031.N1	26-MAR-2007 18:42:27	Twilight	42.000	154	22Bet Aqr	2.8990	5700.0	84	26505	No
172	GOM_NL__2PRFIN20070326_184506_000000392056_00399_26505_4032.N1	26-MAR-2007 18:45:06	Dark	38.500	142	49Del Cap	2.8500	8900.0	77	26505	No
173	GOM_NL__2PRFIN20070326_185713_000000382056_00399_26505_4033.N1	26-MAR-2007 18:57:13	Dark	38.000	45	Alp Pav	1.9400	26000.	76	26505	No
174	GOM_NL__2PRFIN20070326_190302_000000422056_00400_26506_4032.N1	26-MAR-2007 19:03:02	Dark	42.000	141	Bet Ara	2.8400	4600.0	84	26506	No
175	GOM_NL__2PRFIN20070326_190438_000000392056_00400_26506_4033.N1	26-MAR-2007 19:04:38	Dark	39.000	43	Alp TrA	1.9100	4250.0	78	26506	No
176	GOM_NL__2PRFIN20070326_190621_000000392056_00400_26506_4034.N1	26-MAR-2007 19:06:21	Dark	39.000	134	Bet TrA	2.8100	6600.0	78	26506	No
177	GOM_NL__2PRFIN20070326_190903_000000532056_00400_26506_4035.N1	26-MAR-2007 19:09:03	Dark	52.500	4	Alp1Cen	-0.010000	5800.0	105	26506	No
178	GOM_NL__2PRFIN20070326_191138_000000372056_00400_26506_4036.N1	26-MAR-2007 19:11:38	Straylight	37.000	12	Alp1Cru	0.77500	30000.	74	26506	No
179	GOM_NL__2PRFIN20070326_191302_000000472056_00400_26506_4037.N1	26-MAR-2007 19:13:02	Straylight	47.000	26	Gam Cru	1.6240	2900.0	94	26506	No
180	GOM_NL__2PRFIN20070326_191454_000000402056_00400_26506_4038.N1	26-MAR-2007 19:14:54	Straylight	40.000	64	Gam Cen	2.2000	10600.	80	26506	No
181	GOM_NL__2PRFIN20070326_193353_000000372056_00400_26506_4039.N1	26-MAR-2007 19:33:53	Bright	36.500	22	32Alp Leo	1.3600	15200.	73	26506	No
182	GOM_NL__2PRFIN20070326_193558_000000362056_00400_26506_4040.N1	26-MAR-2007 19:35:58	Bright	36.000	51	41Gam1Leo	2.0100	4500.0	72	26506	No
183	GOM_NL__2PRFIN20070326_194302_000000372056_00400_26506_4041.N1	26-MAR-2007 19:43:02	Bright	37.000	174	52Psi UMa	3.0040	4400.0	74	26506	No
184	GOM_NL__2PRFIN20070326_194621_000000372056_00400_26506_4042.N1	26-MAR-2007 19:46:21	Bright	36.500	82	48Bet UMa	2.3650	10600.	73	26506	No
185	GOM_NL__2PRFIN20070326_194752_000000372056_00400_26506_4043.N1	26-MAR-2007 19:47:52	Bright	37.000	36	50Alp UMa	1.8000	6300.0	74	26506	No
186	GOM_NL__2PRFIN20070326_195546_000000362056_00400_26506_4044.N1	26-MAR-2007 19:55:46	Bright	36.000	49	1Alp UMi	1.9900	6300.0	72	26506	No
187	GOM_NL__2PRFIN20070326_200332_000000362056_00400_26506_4045.N1	26-MAR-2007 20:03:32	Bright	36.000	89	5Alp Cep	2.4510	8000.0	72	26506	No
188	GOM_NL__2PRFIN20070326_202303_000000432056_00400_26506_4046.N1	26-MAR-2007 20:23:03	Twilight	43.000	154	22Bet Aqr	2.8990	5700.0	86	26506	No
189	GOM_NL__2PRFIN20070326_202542_000000392056_00400_26506_4047.N1	26-MAR-2007 20:25:42	Dark	39.000	142	49Del Cap	2.8500	8900.0	78	26506	No
190	GOM_NL__2PRFIN20070326_203749_000000372056_00400_26506_4048.N1	26-MAR-2007 20:37:49	Dark	37.000	45	Alp Pav	1.9400	26000.	74	26506	No
191	GOM_NL__2PRFIN20070326_222415_000000432056_00402_26508_4056.N1	26-MAR-2007 22:24:15	Dark	43.000	141	Bet Ara	2.8400	4600.0	86	26508	No
192	GOM_NL__2PRFIN20070326_222551_000000412056_00402_26508_4057.N1	26-MAR-2007 22:25:51	Dark	40.500	43	Alp TrA	1.9100	4250.0	81	26508	No
193	GOM_NL__2PRFIN20070326_222734_000000402056_00402_26508_4058.N1	26-MAR-2007 22:27:34	Dark	39.500	134	Bet TrA	2.8100	6600.0	79	26508	No
194	GOM_NL__2PRFIN20070326_223016_000000452056_00402_26508_4059.N1	26-MAR-2007 22:30:16	Dark	45.000	4	Alp1Cen	-0.010000	5800.0	90	26508	No
195	GOM_NL__2PRFIN20070326_223251_000000442056_00402_26508_4060.N1	26-MAR-2007 22:32:51	Straylight	43.500	12	Alp1Cru	0.77500	30000.	87	26508	No
196	GOM_NL__2PRFIN20070326_223414_000000482056_00402_26508_4061.N1	26-MAR-2007 22:34:14	Straylight	48.000	26	Gam Cru	1.6240	2900.0	96	26508	No
197	GOM_NL__2PRFIN20070326_223607_000000392056_00402_26508_4062.N1	26-MAR-2007 22:36:07	Straylight	39.000	64	Gam Cen	2.2000	10600.	78	26508	No
198	GOM_NL__2PRFIN20070326_225505_000000372056_00402_26508_4063.N1	26-MAR-2007 22:55:05	Bright	37.000	22	32Alp Leo	1.3600	15200.	74	26508	No
199	GOM_NL__2PRFIN20070326_225710_000000352056_00402_26508_4064.N1	26-MAR-2007 22:57:10	Bright	35.000	51	41Gam1Leo	2.0100	4500.0	70	26508	No
200	GOM_NL__2PRFIN20070326_230414_000000462056_00402_26508_4065.N1	26-MAR-2007 23:04:14	Bright	46.000	174	52Psi UMa	3.0040	4400.0	92	26508	No
201	GOM_NL__2PRFIN20070326_230732_000000342056_00402_26508_4066.N1	26-MAR-2007 23:07:32	Bright	34.000	82	48Bet UMa	2.3650	10600.	68	26508	No
202	GOM_NL__2PRFIN20070326_230904_000000382056_00402_26508_4067.N1	26-MAR-2007 23:09:04	Bright	38.000	36	50Alp UMa	1.8000	6300.0	76	26508	No
203	GOM_NL__2PRFIN20070326_231657_000000332056_00402_26508_4068.N1	26-MAR-2007 23:16:57	Bright	32.500	49	1Alp UMi	1.9900	6300.0	65	26508	No
204	GOM_NL__2PRFIN20070326_232444_000000362056_00402_26508_4069.N1	26-MAR-2007 23:24:44	Bright	35.500	89	5Alp Cep	2.4510	8000.0	71	26508	No
205	GOM_NL__2PRFIN20070326_234416_000000412056_00402_26508_4070.N1	26-MAR-2007 23:44:16	Twilight	41.000	154	22Bet Aqr	2.8990	5700.0	82	26508	No
206	GOM_NL__2PRFIN20070326_234654_000000372056_00402_26508_4071.N1	26-MAR-2007 23:46:54	Dark	37.000	142	49Del Cap	2.8500	8900.0	74	26508	No
207	GOM_NL__2PRFIN20070326_235902_000000382056_00402_26508_4072.N1	26-MAR-2007 23:59:02	Dark	37.500	45	Alp Pav	1.9400	26000.	75	26508	No

3. Quality information per product

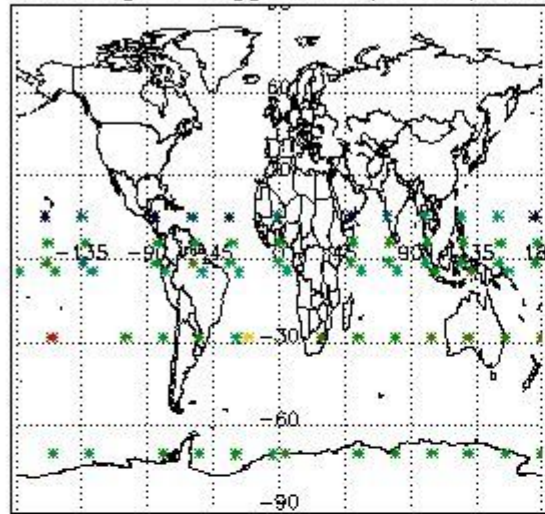
In this section it is plotted some information contained in the Quality Summary data set of the level 2 products. Only products in dark limb conditions and without errors (error flag in the MPH set to "0") are used.

3.1 Plot quality information per product (time dependant)

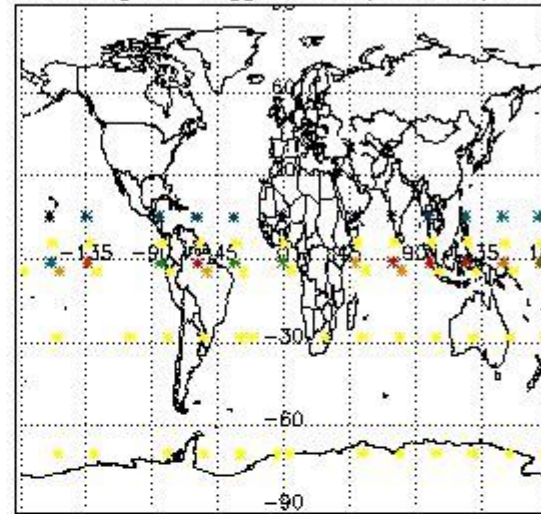


3.2 Plot quality information per product (world map)

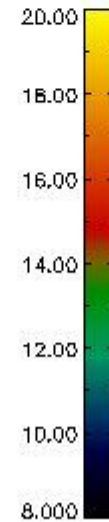
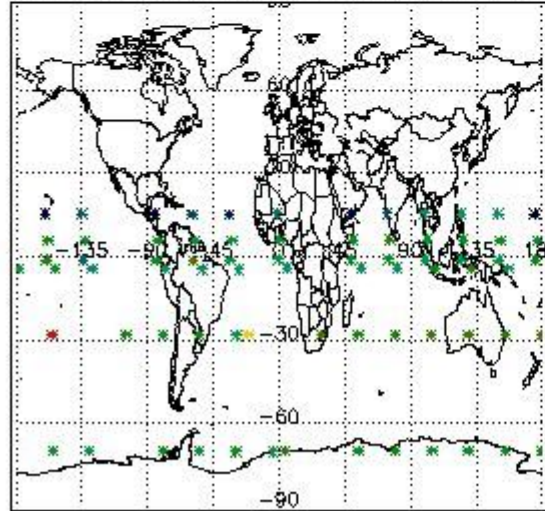
Percentage of flagged data per O3 profile



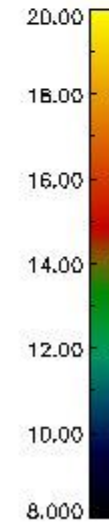
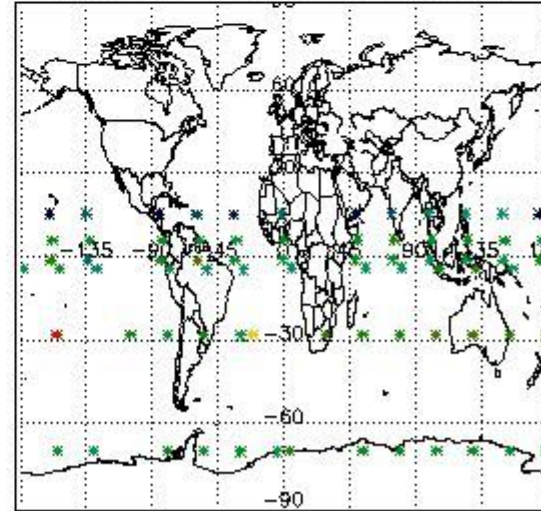
Percentage of flagged data per H2O profile



Percentage of flagged data per NO2 profile



Percentage of flagged data per NO3 profile

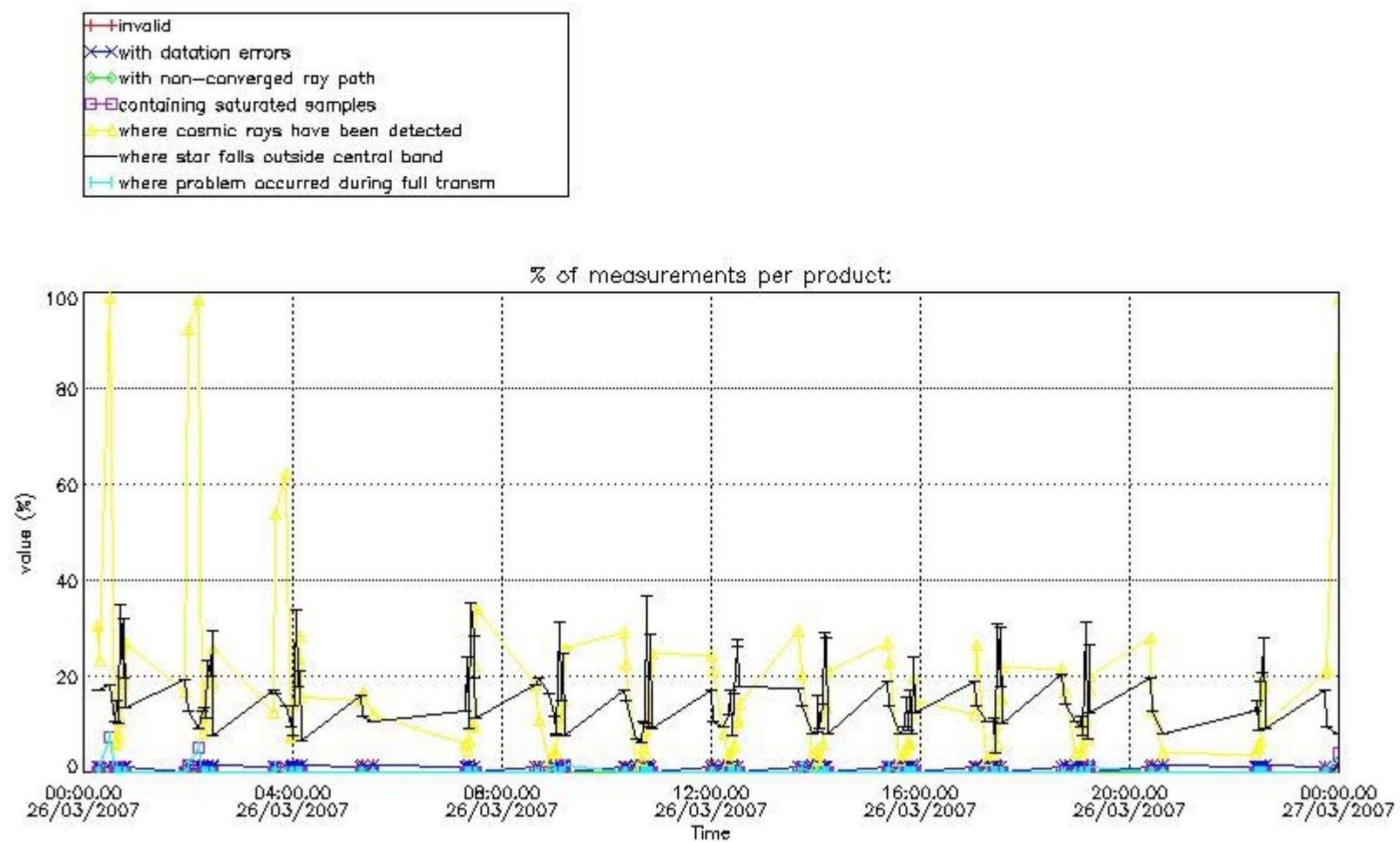


4. Level 1 quality information per product

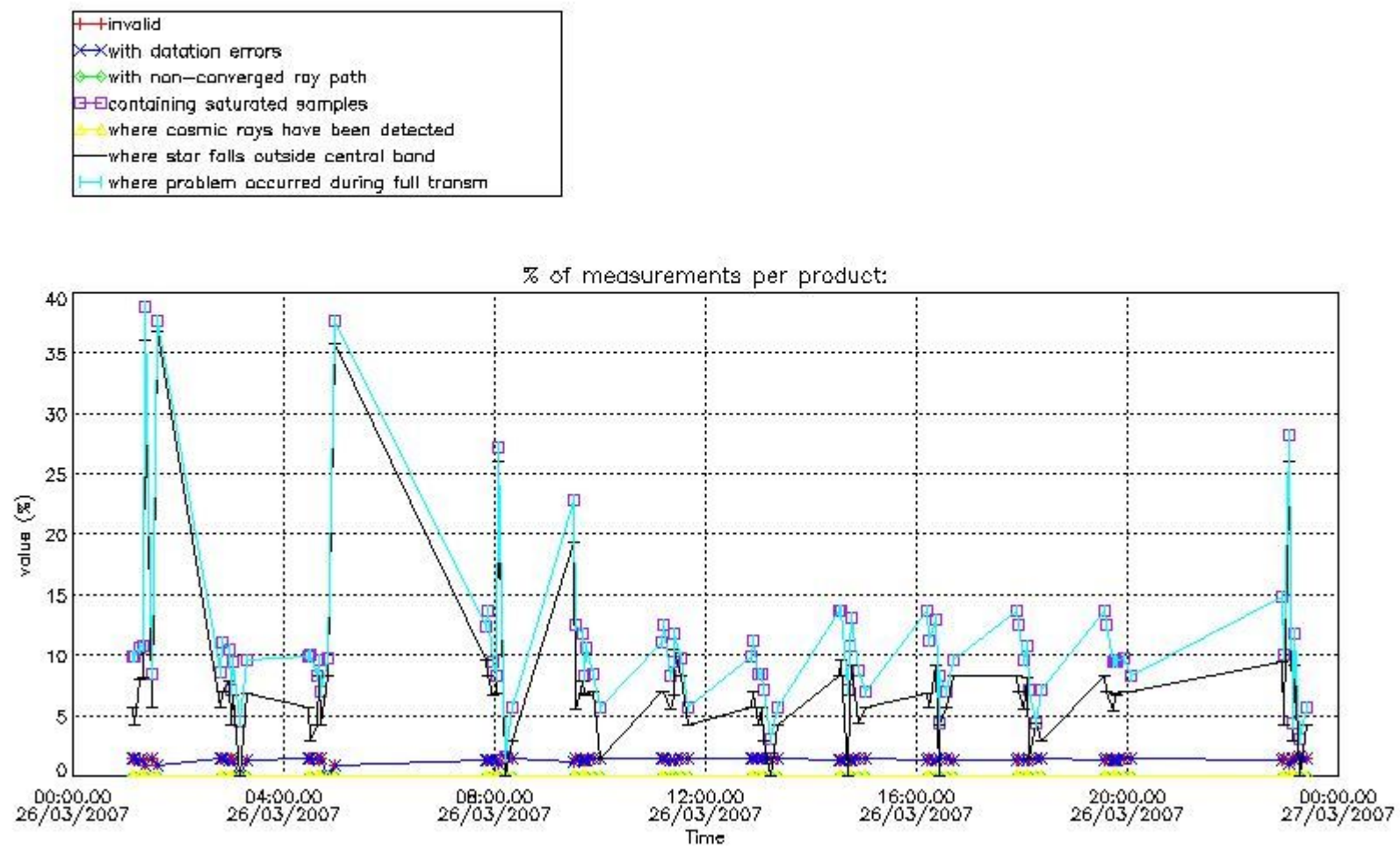
In this section it is plotted some information contained in the Quality Summary data set of the level 2 products that comes from the level 1b processing. Products without errors (error flag in the MPH set to "0") are used.

4.1 Plot quality information per product (time dependant) coming from level 1b processing

4.1.1 Plot level 1 quality information per product (time dependant): ENVISAT ASCENDING passes

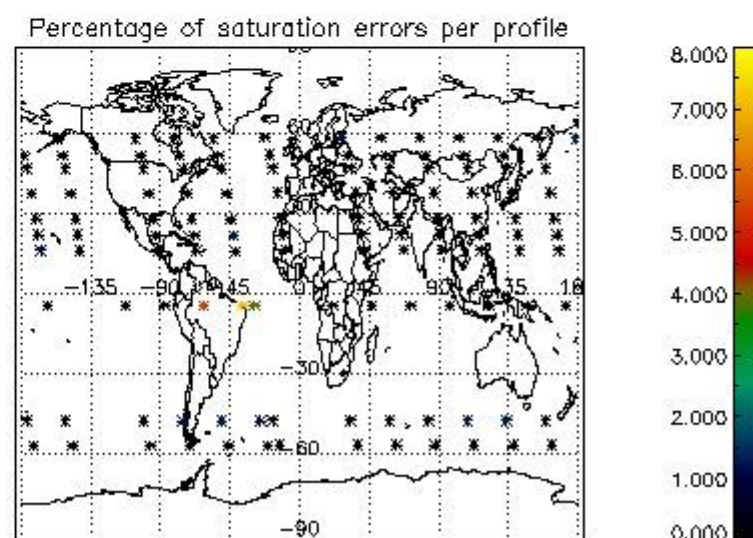
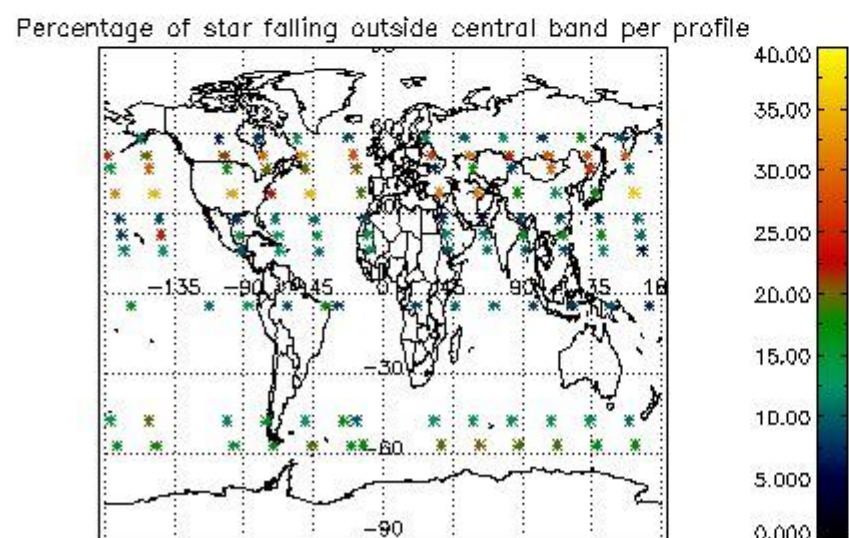
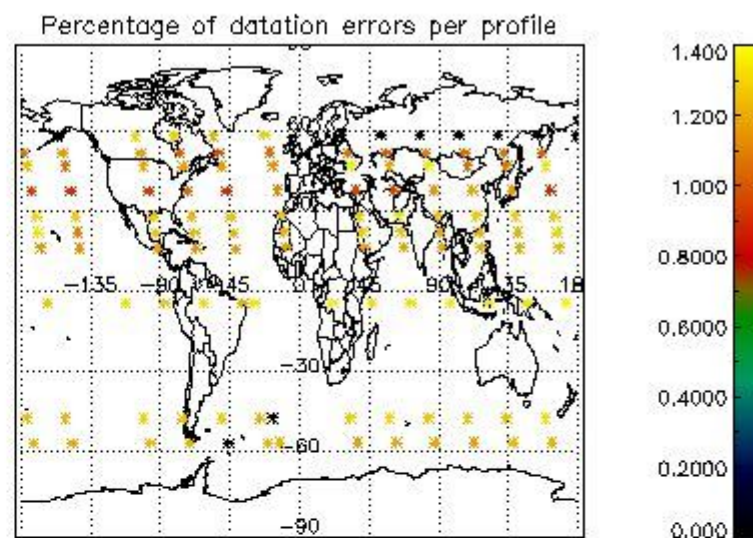
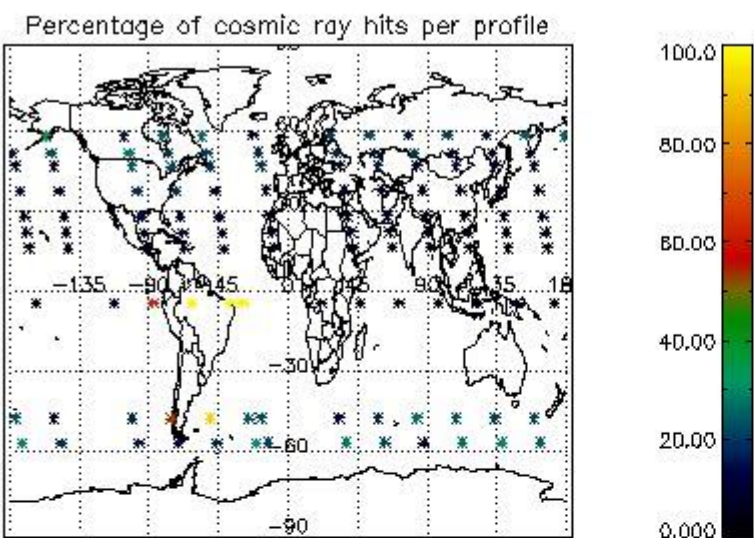


4.1.2 Plot level 1 quality information per product (time dependant): ENVI SAT DESCENDING passes

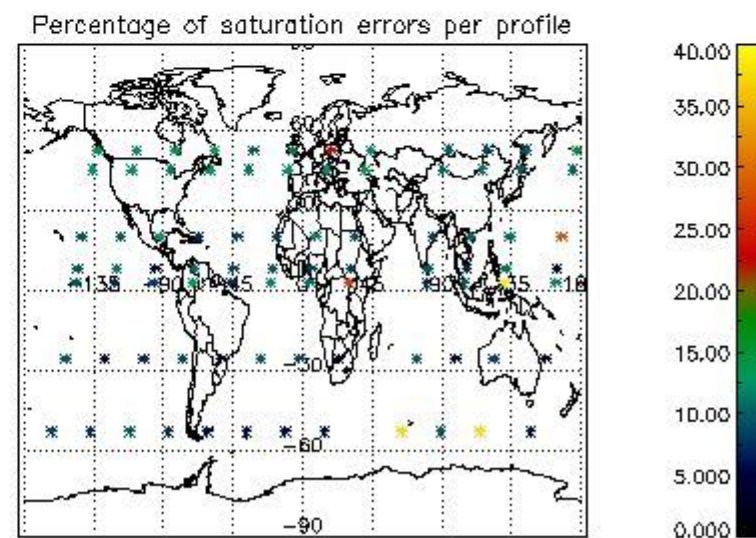
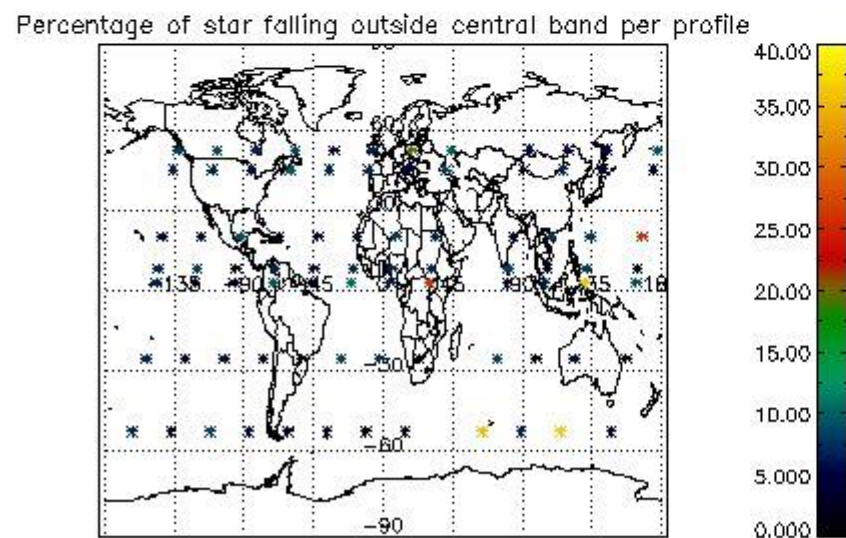
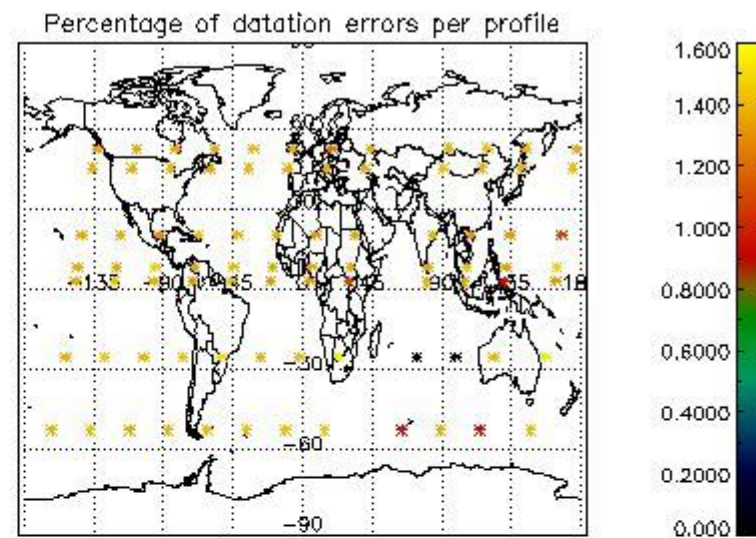
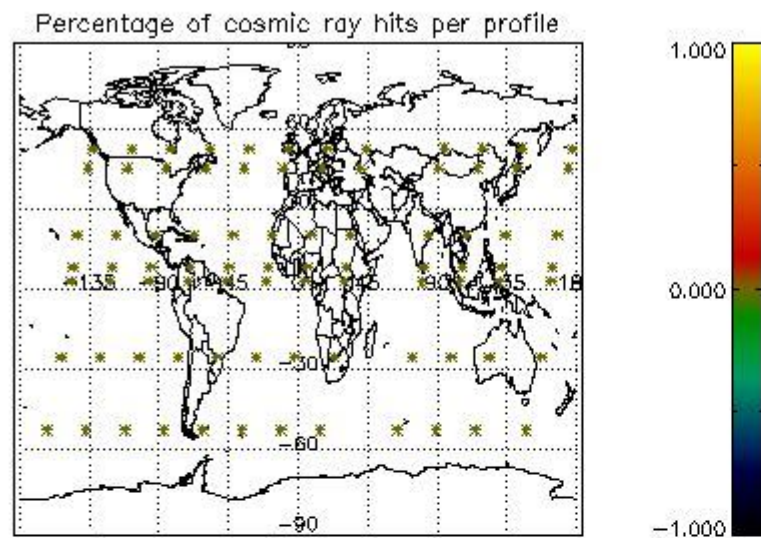


4.2 Plot quality information per product coming from level 1b processing (world map)

4.2.1 Plot level 1 quality information per product (world map): ENVISAT ASCENDING passes



4.2.2 Plot level 1 quality information per product (world map): ENVISAT DESCENDING passes



5. Trace gas profiles

5.1 Ozone statistics based on quality of products

The final quality of the products can be "measured" using the STD (Standard Deviation) attached to every point profile. This information is written to the parameter GOM_NL__2P/NL_LOCAL_SPECIES_DENSITY/o3_std of the level 2 products. The table below shows the statistics for given STD ranges.

The statistics are given with respect to the overall valid production:

- Products without fatal errors: GOM_NL__2P/MPH/PRODUCT_ERR=0
- Valid point profile: GOM_NL__2P/NL_LOCAL_SPECIES_DENSITY/pcd(0)=0

The 'Criteria' is applied to valid points of dark limb products:

- Products in dark limb illumination condition: GOM_NL__2P/NL_SUMMARY_QUALITY/obs_ill_cond=0
- Products without fatal errors: GOM_NL__2P/MPH/PRODUCT_ERR=0
- Valid point profile: GOM_NL__2P/NL_LOCAL_SPECIES_DENSITY/pcd(0)=0

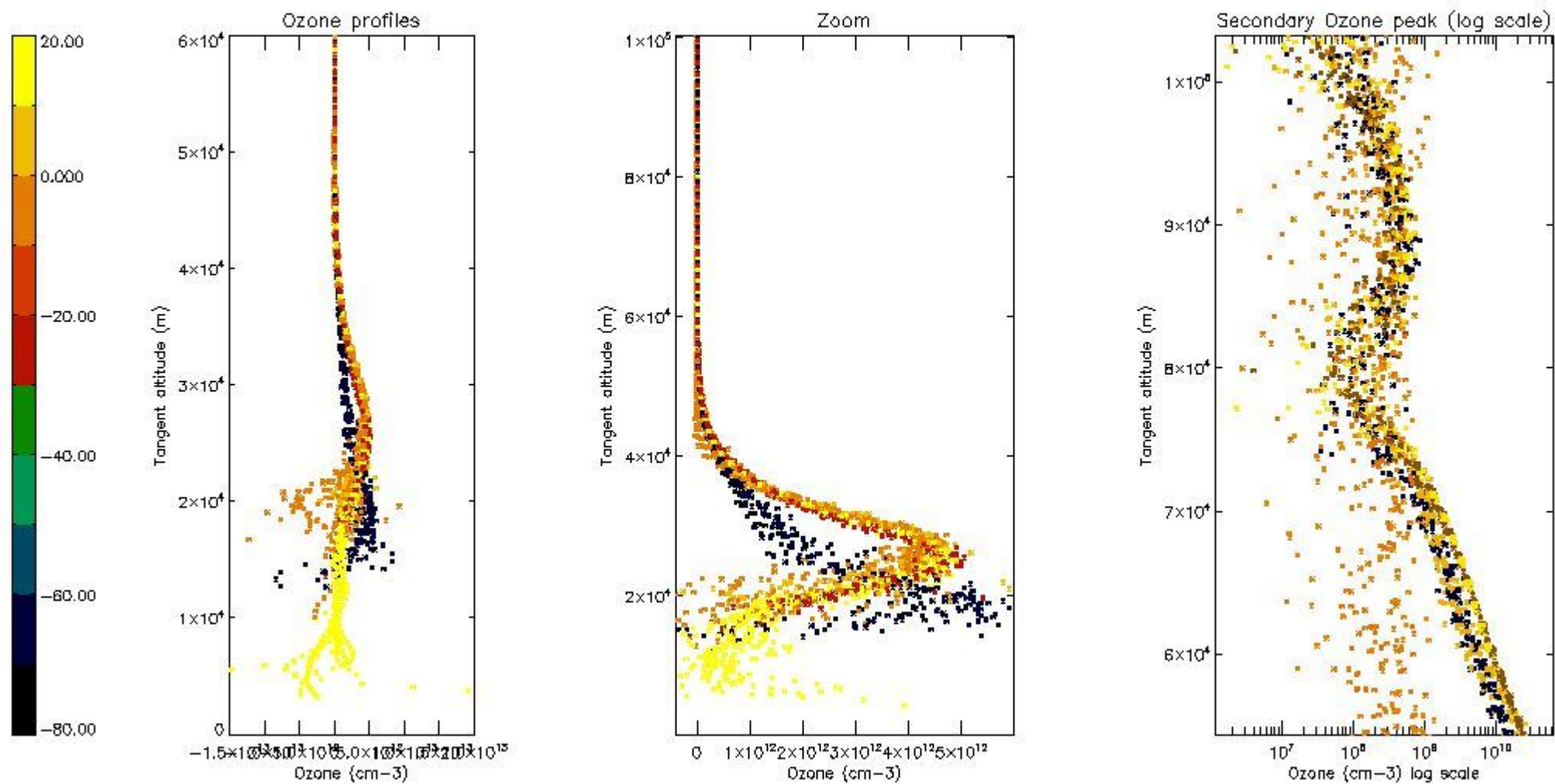
So, the table below shows the percentage of dark limb and valid observations for each criteria with respect to the overall valid daily observations.

Criteria	% of total production
All STD	38
STD < 20	18

STD < 10	11
STD < 5	6

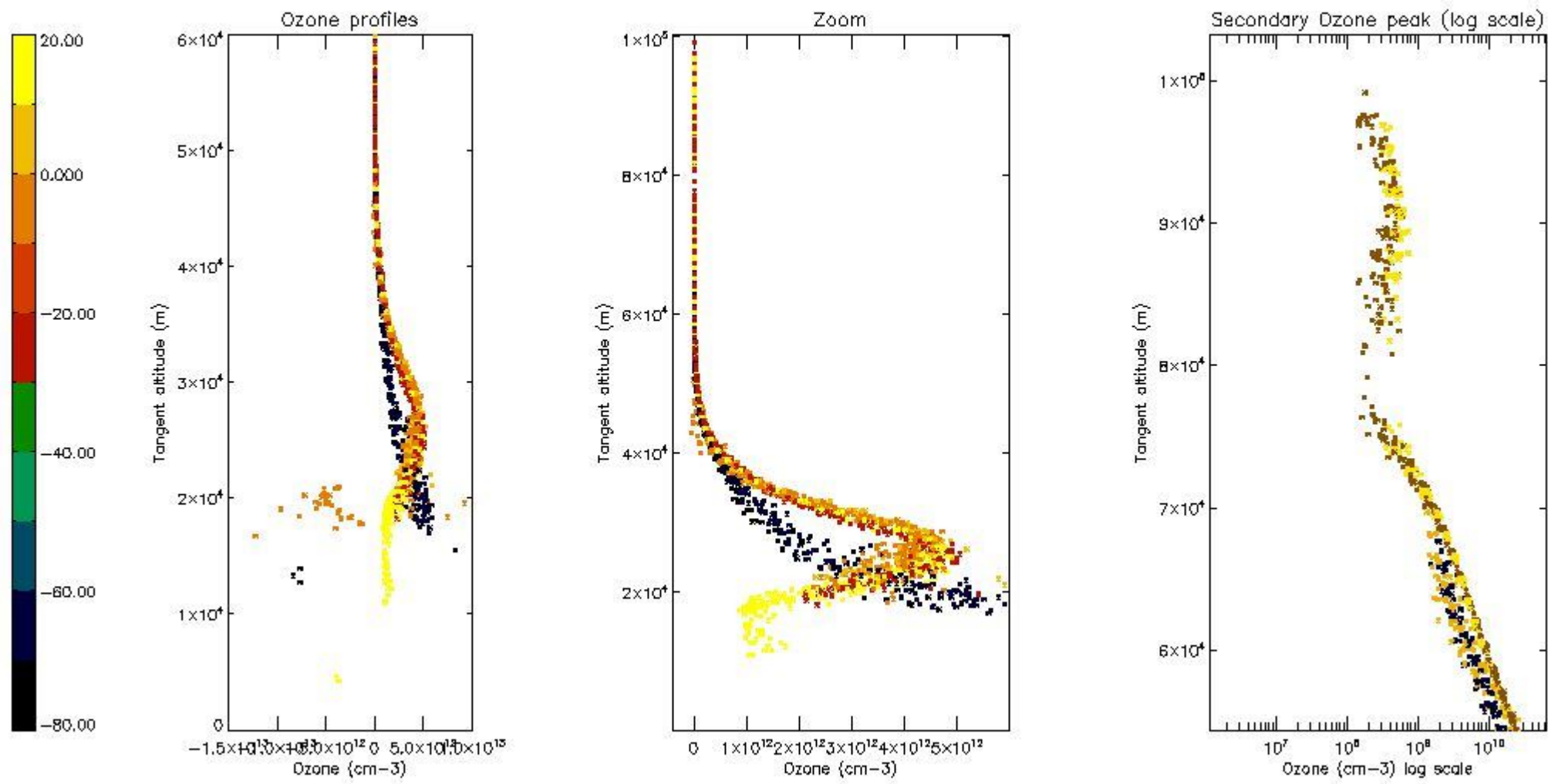
5.2 Plot ozone profiles for all STD (dark without errors)

The colorbar represents the latitude.



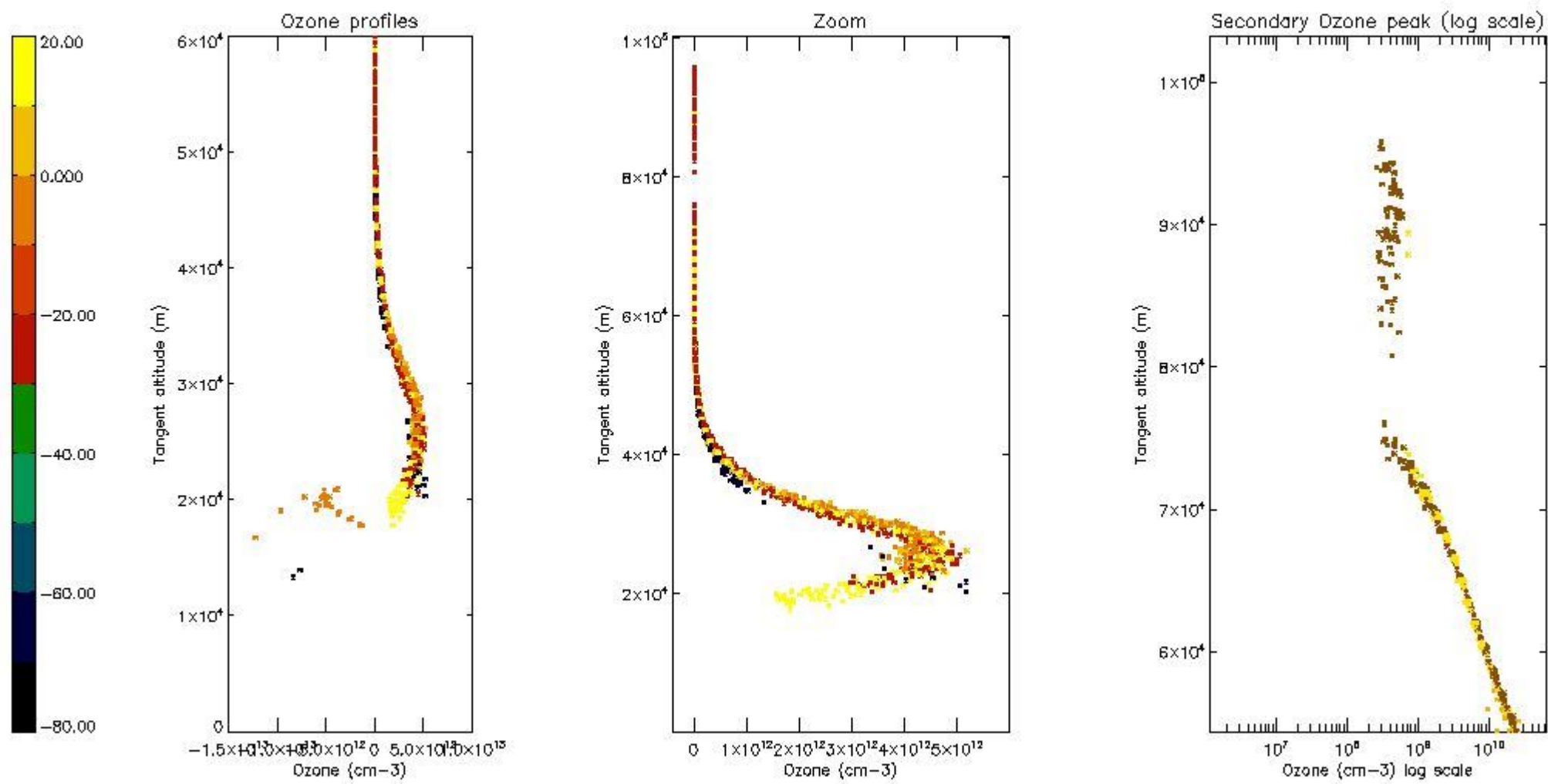
5.3 Plot ozone profiles where STD < 20% (dark without errors)

The colorbar represents the latitude.



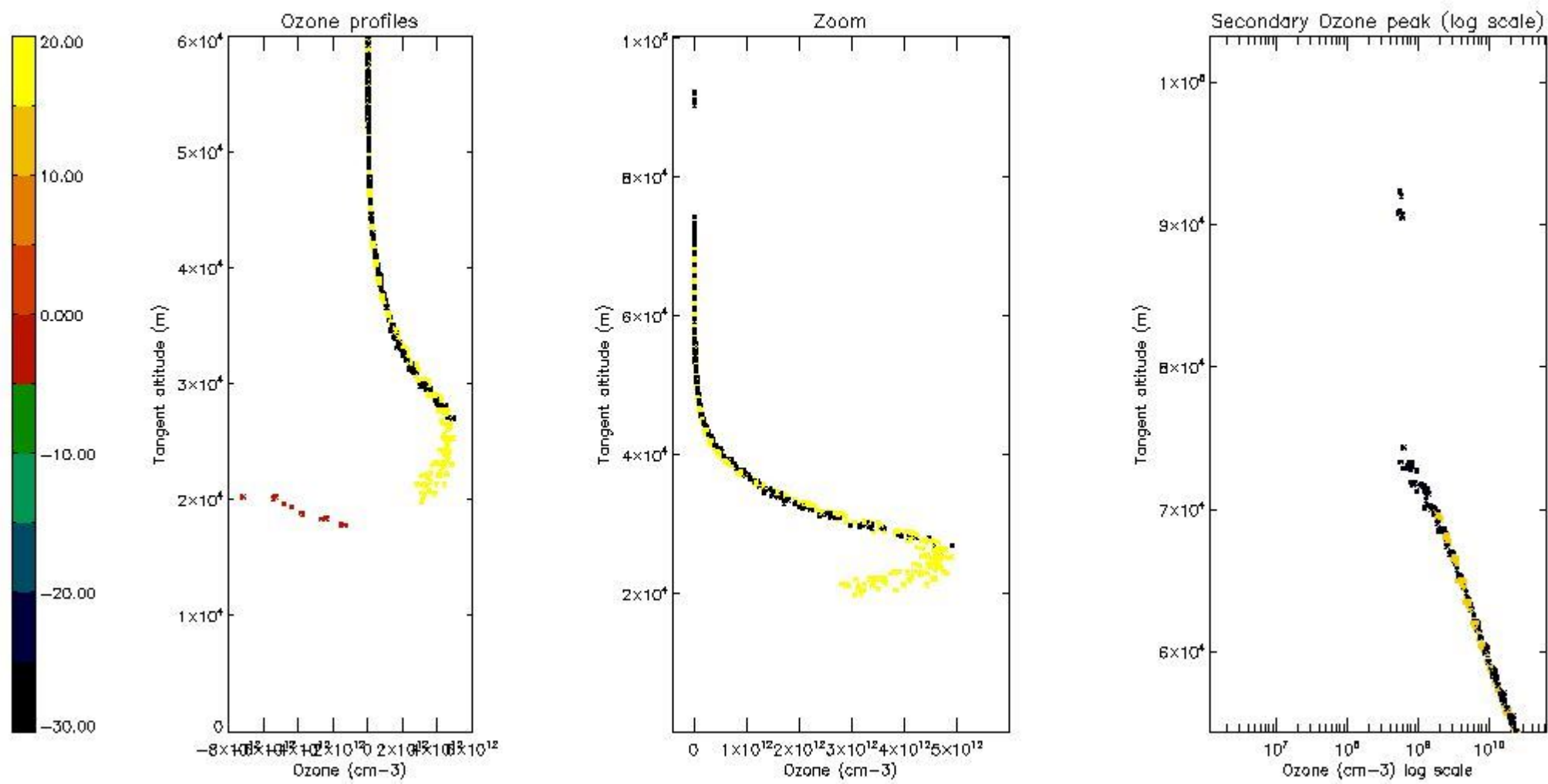
5.4 Plot ozone profiles where STD < 10% (dark without errors)

The colorbar represents the latitude.



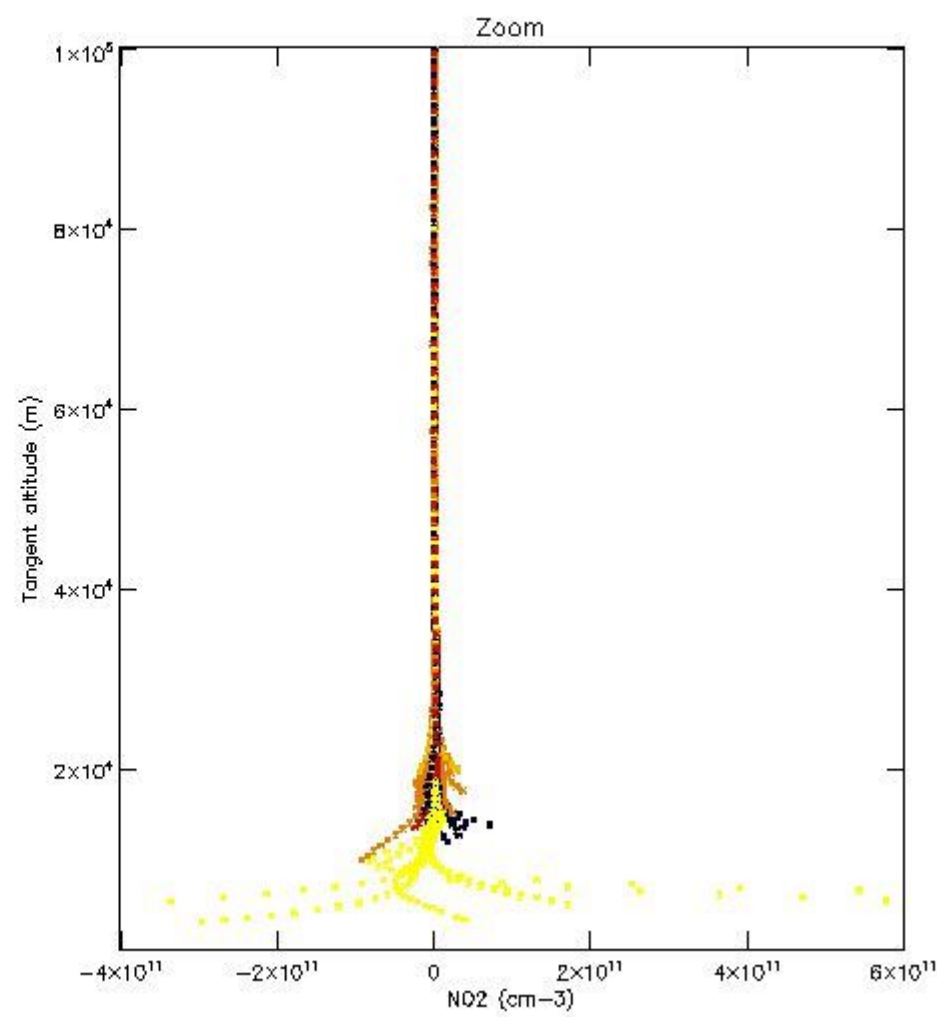
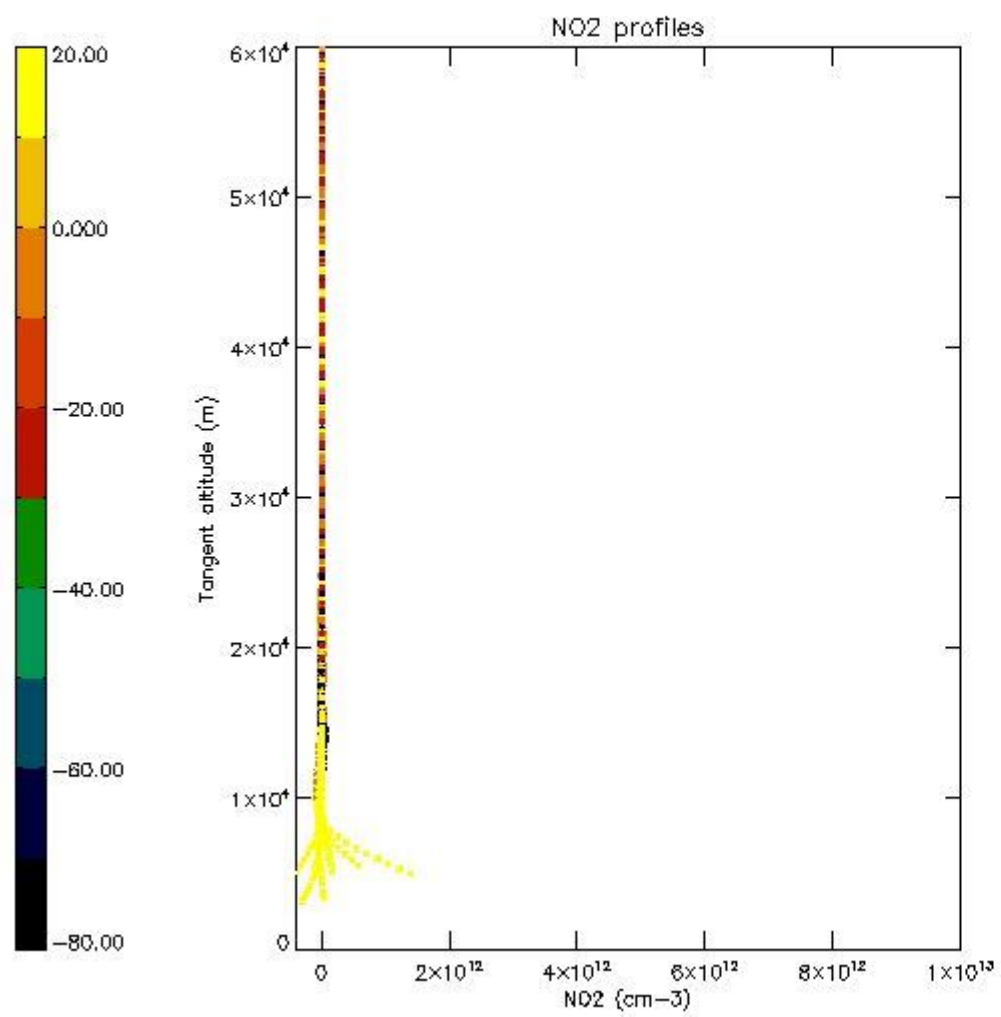
5.5 Plot ozone profiles where STD < 5% (dark without errors)

The colorbar represents the latitude.



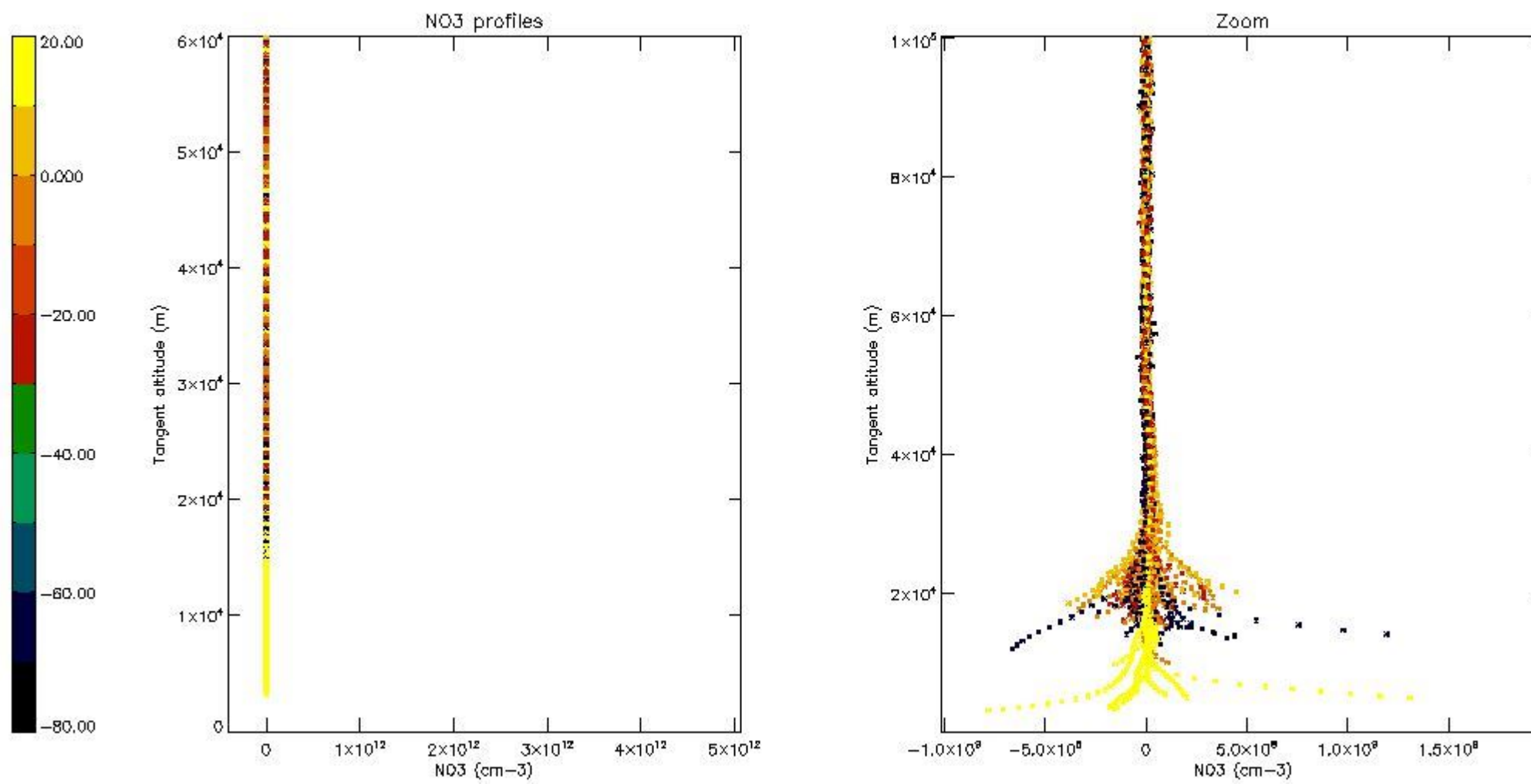
5.6 Plot NO₂ profiles for all STD (dark without errors)

The colorbar represents the latitude.



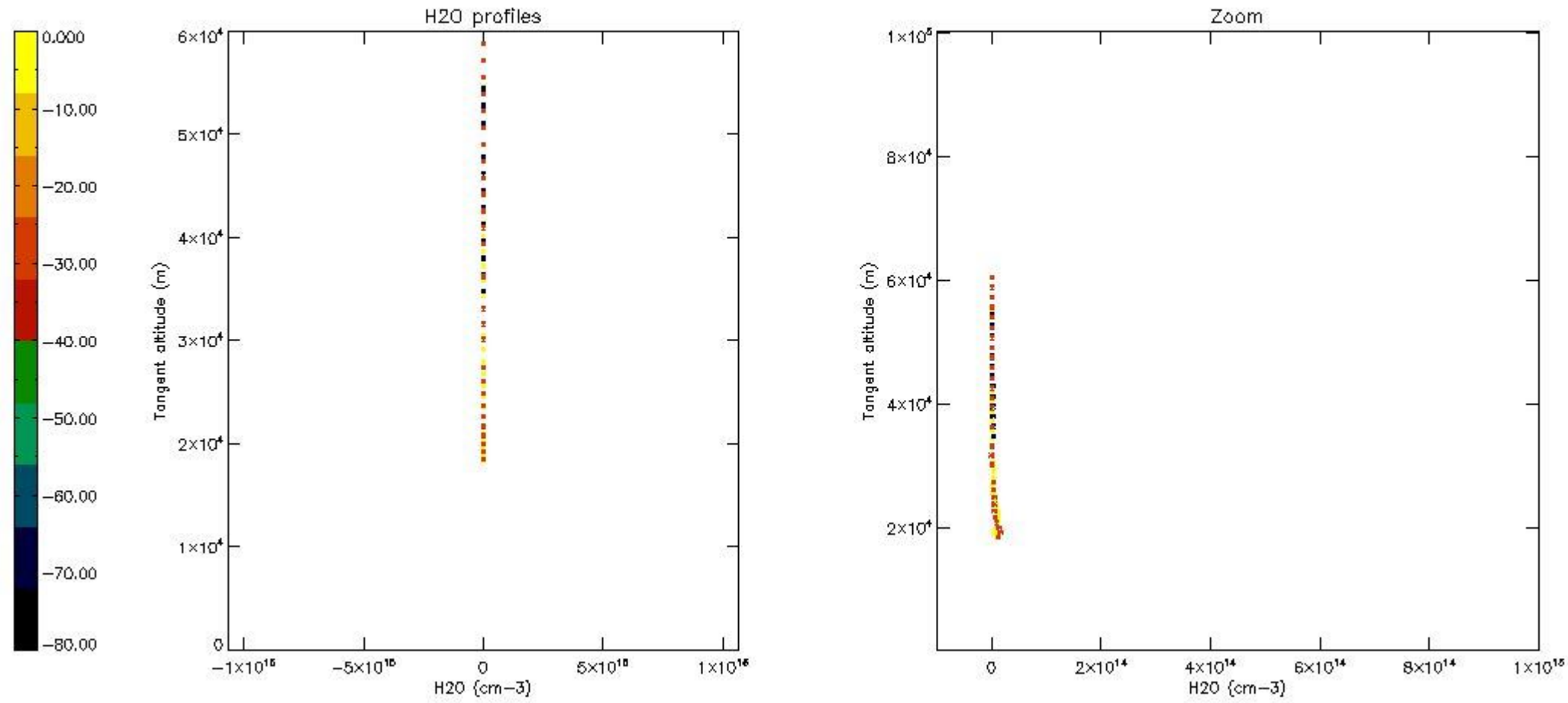
5.7 Plot NO3 profiles for all STD (dark without errors)

The colorbar represents the latitude.



5.8 Plot H₂O profiles for all STD (only for occultations of stars 1,2,3,4,13,14,16,26,63 dark without errors)

The colorbar represents the latitude.



6. Auxiliary Data Files used for the production reported in section 2

The number reported in the third column indicates since which file (see list in section 2) the corresponding auxiliary file has been used. The fourth column is the date of those product files.

Type	Auxiliary Filename	Used since product	Used since product date
INST_PHYS_CHARACTERISTICS	GOM_INS_AXVIEC20091111_143220_20030716_120000_20500101_000000	1	26-MAR-2007 00:15:49
LEVEL-2_PROC_CONFIG	GOM_PR2_AXVIEC20091111_152718_20020301_000000_20500101_000000	1	26-MAR-2007 00:15:49
CROSS_SECTIONS_FILE	GOM_CRS_AXVIEC20091111_154832_20020301_000000_20500101_000000	1	26-MAR-2007 00:15:49

GOMOS Level 2 Daily Report

SUMMARY

[1. General Info](#)

[2. Summary of processed GOM_NL_2P products](#)

[3. Level 2 Quality information per product](#)

[3.1 Plot of level 2 quality information per product \(time dependant\)](#)

[3.2 Plot of level 2 quality information per product \(world map\)](#)

[4. Level 1 Quality information per product \(stored on level 2 products\)](#)

[4.1 Plot of level 1 quality information per product \(time dependant\)](#)

[4.1.1 Plot of level 1 quality information per product \(time dependant\): ASCENDING](#)

[4.1.2 Plot of level 1 quality information per product \(time dependant\): DESCENDING](#)

[4.2 Plot of level 1 quality information per product \(world map\)](#)

[4.2.1 Plot of level 1 quality information per product \(world map\): ASCENDING](#)

[4.2.2 Plot of level 1 quality information per product \(world map\): DESCENDING](#)

[5. Ozone profiles based on quality statistics and other trace gas profiles](#)

[5.1 Ozone statistics based on quality of products](#)

[5.2 Plot ozone profiles for all STD \(dark without errors\)](#)

[5.3 Plot ozone profiles where STD < 20% \(dark without errors\)](#)

[5.4. Plot ozone profiles where STD < 10% \(dark without errors\)](#)

[5.5. Plot ozone profiles where STD < 5% \(dark without errors\)](#)

[5.6 Plot NO2 profiles for all STD \(dark without errors\)](#)

[5.7 Plot NO3 profiles for all STD \(dark without errors\)](#)

[5.8 Plot H2O profiles \(only for occultations of stars 1,2,3,4,13,14,16,26,63 dark without errors\) for all STD](#)

[6. Auxiliary Data Files used for the production reported in section 2](#)

This report presents the daily analysis on parameters extracted from GOMOS level 2 data (GOM_NL__2P). It is intended to monitor some important parameters that will impact the quality of these products. A list of level 2 products (and content) that have arrived during the reporting day to the PCF is also given.

Item	Value
Time of report generation	22APR2013 17:47:04
Data source version	GOMOS/6.01
Start time of products	26-03-2007 (26MAR2007 00:00:00)
Stop time of products	27-03-2007 (27MAR2007 00:00:00)
Store outputs in DB	Yes
Nb of level 2 prods	207
Nb of prods with errors	0

2. Summary of processed GOM_NL__2P products.

Nr	Filename	UTC Start time	Limb	Duration	Star Id	Star Name	Star Mag	Star Temp	Nb Meas	Orbit	Prod. error
1	GOM_NL__2PRFIN20070326_001549_000000412056_00388_26494_3816.N1	26-MAR-2007 00:15:49	Twilight	41.000	154	22Bet Aqr	2.8990	5700.0	82	26494	No
2	GOM_NL__2PRFIN20070326_001828_000000412056_00388_26494_3817.N1	26-MAR-2007 00:18:28	Dark	41.000	142	49Del Cap	2.8500	8900.0	82	26494	No
3	GOM_NL__2PRFIN20070326_003034_000000422056_00388_26494_3818.N1	26-MAR-2007 00:30:34	Dark	41.500	45	Alp Pav	1.9400	26000.	83	26494	No
4	GOM_NL__2PRFIN20070326_003619_000000432056_00389_26495_3813.N1	26-MAR-2007 00:36:19	Dark	43.000	141	Bet Ara	2.8400	4600.0	86	26495	No
5	GOM_NL__2PRFIN20070326_003758_000000412056_00389_26495_3814.N1	26-MAR-2007 00:37:58	Dark	40.500	43	Alp TrA	1.9100	4250.0	81	26495	No
6	GOM_NL__2PRFIN20070326_003940_000000402056_00389_26495_3815.N1	26-MAR-2007 00:39:40	Dark	40.000	134	Bet TrA	2.8100	6600.0	80	26495	No
7	GOM_NL__2PRFIN20070326_004222_000000562056_00389_26495_3816.N1	26-MAR-2007 00:42:22	Dark	56.000	4	Alp1Cen	-0.010000	5800.0	112	26495	No
8	GOM_NL__2PRFIN20070326_004500_000000432056_00389_26495_3817.N1	26-MAR-2007 00:45:00	Straylight	43.000	12	Alp1Cru	0.77500	30000.	86	26495	No
9	GOM_NL__2PRFIN20070326_004623_000000522056_00389_26495_3818.N1	26-MAR-2007 00:46:23	Straylight	51.500	26	Gam Cru	1.6240	2900.0	103	26495	No
10	GOM_NL__2PRFIN20070326_004815_000000412056_00389_26495_3819.N1	26-MAR-2007 00:48:15	Straylight	41.000	64	Gam Cen	2.2000	10600.	82	26495	No
11	GOM_NL__2PRFIN20070326_010716_000000362056_00389_26495_3820.N1	26-MAR-2007 01:07:16	Bright	35.500	22	32Alp Leo	1.3600	15200.	71	26495	No
12	GOM_NL__2PRFIN20070326_010922_000000362056_00389_26495_3821.N1	26-MAR-2007 01:09:22	Bright	35.500	51	41Gam1Leo	2.0100	4500.0	71	26495	No
13	GOM_NL__2PRFIN20070326_011629_000000382056_00389_26495_3822.N1	26-MAR-2007 01:16:29	Bright	37.500	174	52Psi UMa	3.0040	4400.0	75	26495	No
14	GOM_NL__2PRFIN20070326_011947_000000372056_00389_26495_3823.N1	26-MAR-2007 01:19:47	Bright	37.000	82	48Bet UMa	2.3650	10600.	74	26495	No
15	GOM_NL__2PRFIN20070326_012119_000000542056_00389_26495_3824.N1	26-MAR-2007 01:21:19	Bright	54.000	36	50Alp UMa	1.8000	6300.0	108	26495	No
16	GOM_NL__2PRFIN20070326_012910_000000362056_00389_26495_3825.N1	26-MAR-2007 01:29:10	Bright	35.500	49	1Alp UMi	1.9900	6300.0	71	26495	No
17	GOM_NL__2PRFIN20070326_013657_000000532056_00389_26495_3826.N1	26-MAR-2007 01:36:57	Bright	53.000	89	5Alp Cep	2.4510	8000.0	106	26495	No
18	GOM_NL__2PRFIN20070326_015625_000000422056_00389_26495_3827.N1	26-MAR-2007 01:56:25	Twilight	41.500	154	22Bet Aqr	2.8990	5700.0	83	26495	No
19	GOM_NL__2PRFIN20070326_015904_000000392056_00389_26495_3828.N1	26-MAR-2007 01:59:04	Dark	39.000	142	49Del Cap	2.8500	8900.0	78	26495	No
20	GOM_NL__2PRFIN20070326_021111_000000382056_00389_26495_3829.N1	26-MAR-2007 02:11:11	Dark	38.000	45	Alp Pav	1.9400	26000.	76	26495	No
21	GOM_NL__2PRFIN20070326_021655_000000442056_00390_26496_3829.N1	26-MAR-2007 02:16:55	Dark	43.500	141	Bet Ara	2.8400	4600.0	87	26496	No
22	GOM_NL__2PRFIN20070326_021835_000000412056_00390_26496_3830.N1	26-MAR-2007 02:18:35	Dark	40.500	43	Alp TrA	1.9100	4250.0	81	26496	No
23	GOM_NL__2PRFIN20070326_022016_000000412056_00390_26496_3831.N1	26-MAR-2007 02:20:16	Dark	40.500	134	Bet TrA	2.8100	6600.0	81	26496	No
24	GOM_NL__2PRFIN20070326_022259_000000482056_00390_26496_3832.N1	26-MAR-2007 02:22:59	Dark	47.500	4	Alp1Cen	-0.010000	5800.0	95	26496	No
25	GOM_NL__2PRFIN20070326_022536_000000432056_00390_26496_3833.N1	26-MAR-2007 02:25:36	Straylight	42.500	12	Alp1Cru	0.77500	30000.	85	26496	No
26	GOM_NL__2PRFIN20070326_022700_000000492056_00390_26496_3834.N1	26-MAR-2007 02:27:00	Straylight	49.000	26	Gam Cru	1.6240	2900.0	98	26496	No
27	GOM_NL__2PRFIN20070326_022851_000000392056_00390_26496_3835.N1	26-MAR-2007 02:28:51	Straylight	39.000	64	Gam Cen	2.2000	10600.	78	26496	No
28	GOM_NL__2PRFIN20070326_024752_000000352056_00390_26496_3836.N1	26-MAR-2007 02:47:52	Bright	35.000	22	32Alp Leo	1.3600	15200.	70	26496	No
29	GOM_NL__2PRFIN20070326_024958_000000362056_00390_26496_3837.N1	26-MAR-2007 02:49:58	Bright	36.000	51	41Gam1Leo	2.0100	4500.0	72	26496	No
30	GOM_NL__2PRFIN20070326_025705_000000382056_00390_26496_3838.N1	26-MAR-2007 02:57:05	Bright	38.000	174	52Psi UMa	3.0040	4400.0	76	26496	No
31	GOM_NL__2PRFIN20070326_030023_000000352056_00390_26496_3839.N1	26-MAR-2007 03:00:23	Bright	35.000	82	48Bet UMa	2.3650	10600.	70	26496	No
32	GOM_NL__2PRFIN20070326_030154_000000372056_00390_26496_3840.N1	26-MAR-2007 03:01:54	Bright	37.000	36	50Alp UMa	1.8000	6300.0	74	26496	No
33	GOM_NL__2PRFIN20070326_030946_000000332056_00390_26496_3841.N1	26-MAR-2007 03:09:46	Bright	33.000	49	1Alp UMi	1.9900	6300.0	66	26496	No
34	GOM_NL__2PRFIN20070326_031733_000000372056_00390_26496_3842.N1	26-MAR-2007 03:17:33	Bright	36.500	89	5Alp Cep	2.4510	8000.0	73	26496	No
35	GOM_NL__2PRFIN20070326_033701_000000412056_00390_26496_3843.N1	26-MAR-2007 03:37:01	Twilight	41.000	154	22Bet Aqr	2.8990	5700.0	82	26496	No
36	GOM_NL__2PRFIN20070326_033940_000000402056_00390_26496_3844.N1	26-MAR-2007 03:39:40	Dark	40.000	142	49Del Cap	2.8500	8900.0	80	26496	No
37	GOM_NL__2PRFIN20070326_035147_000000402056_00390_26496_3845.N1	26-MAR-2007 03:51:47	Dark	39.500	45	Alp Pav	1.9400	26000.	79	26496	No
38	GOM_NL__2PRFIN20070326_035732_000000422056_00391_26497_3843.N1	26-MAR-2007 03:57:32	Dark	42.000	141	Bet Ara	2.8400	4600.0	84	26497	No
39	GOM_NL__2PRFIN20070326_035911_000000402056_00391_26497_3844.N1	26-MAR-2007 03:59:11	Dark	39.500	43	Alp TrA	1.9100	4250.0	79	26497	No
40	GOM_NL__2PRFIN20070326_040053_000000392056_00391_26497_3845.N1	26-MAR-2007 04:00:53	Dark	39.000	134	Bet TrA	2.8100	6600.0	78	26497	No
41	GOM_NL__2PRFIN20070326_040335_000000542056_00391_26497_3846.N1	26-MAR-2007 04:03:35	Dark	53.500	4	Alp1Cen	-0.010000	5800.0	107	26497	No
42	GOM_NL__2PRFIN20070326_040613_000000422056_00391_26497_3847.N1	26-MAR-2007 04:06:13	Straylight	42.000	12	Alp1Cru	0.77500	30000.	84	26497	No

43	GOM_NL__2PRFIN20070326_040736_000000432056_00391_26497_3848.N1	26-MAR-2007 04:07:36	Straylight	42.500	26	Gam Cru	1.6240	2900.0	85	26497	No
44	GOM_NL__2PRFIN20070326_040928_000000392056_00391_26497_3849.N1	26-MAR-2007 04:09:28	Straylight	38.500	64	Gam Cen	2.2000	10600.	77	26497	No
45	GOM_NL__2PRFIN20070326_042828_000000362056_00391_26497_3850.N1	26-MAR-2007 04:28:28	Bright	35.500	22	32Alp Leo	1.3600	15200.	71	26497	No
46	GOM_NL__2PRFIN20070326_043034_000000352056_00391_26497_3851.N1	26-MAR-2007 04:30:34	Bright	35.000	51	41Gam1Leo	2.0100	4500.0	70	26497	No
47	GOM_NL__2PRFIN20070326_043741_000000362056_00391_26497_3852.N1	26-MAR-2007 04:37:41	Bright	36.000	174	52Psi UMa	3.0040	4400.0	72	26497	No
48	GOM_NL__2PRFIN20070326_044059_000000372056_00391_26497_3853.N1	26-MAR-2007 04:40:59	Bright	36.500	82	48Bet UMa	2.3650	10600.	73	26497	No
49	GOM_NL__2PRFIN20070326_044230_000000362056_00391_26497_3854.N1	26-MAR-2007 04:42:30	Bright	36.000	36	50Alp UMa	1.8000	6300.0	72	26497	No
50	GOM_NL__2PRFIN20070326_045022_000000362056_00391_26497_3855.N1	26-MAR-2007 04:50:22	Bright	36.000	49	1Alp UMi	1.9900	6300.0	72	26497	No
51	GOM_NL__2PRFIN20070326_045809_000000532056_00391_26497_3856.N1	26-MAR-2007 04:58:09	Bright	53.000	89	5Alp Cep	2.4510	8000.0	106	26497	No
52	GOM_NL__2PRFIN20070326_051737_000000412056_00391_26497_3857.N1	26-MAR-2007 05:17:37	Twilight	40.500	154	22Bet Aqr	2.8990	5700.0	81	26497	No
53	GOM_NL__2PRFIN20070326_052016_000000392056_00391_26497_3858.N1	26-MAR-2007 05:20:16	Dark	38.500	142	49Del Cap	2.8500	8900.0	77	26497	No
54	GOM_NL__2PRFIN20070326_053223_000000382056_00391_26497_3859.N1	26-MAR-2007 05:32:23	Dark	38.000	45	Alp Pav	1.9400	26000.	76	26497	No
55	GOM_NL__2PRFIN20070326_071845_000000442056_00393_26499_3926.N1	26-MAR-2007 07:18:45	Dark	43.500	141	Bet Ara	2.8400	4600.0	87	26499	No
56	GOM_NL__2PRFIN20070326_072024_000000462056_00393_26499_3927.N1	26-MAR-2007 07:20:24	Dark	45.500	43	Alp TrA	1.9100	4250.0	91	26499	No
57	GOM_NL__2PRFIN20070326_072206_000000392056_00393_26499_3928.N1	26-MAR-2007 07:22:06	Dark	39.000	134	Bet TrA	2.8100	6600.0	78	26499	No
58	GOM_NL__2PRFIN20070326_072448_000000562056_00393_26499_3929.N1	26-MAR-2007 07:24:48	Dark	55.500	4	Alp1Cen	-0.010000	5800.0	111	26499	No
59	GOM_NL__2PRFIN20070326_072725_000000482056_00393_26499_3930.N1	26-MAR-2007 07:27:25	Straylight	47.500	12	Alp1Cru	0.77500	30000.	95	26499	No
60	GOM_NL__2PRFIN20070326_072849_000000432056_00393_26499_3931.N1	26-MAR-2007 07:28:49	Straylight	43.000	26	Gam Cru	1.6240	2900.0	86	26499	No
61	GOM_NL__2PRFIN20070326_073041_000000402056_00393_26499_3932.N1	26-MAR-2007 07:30:41	Straylight	39.500	64	Gam Cen	2.2000	10600.	79	26499	No
62	GOM_NL__2PRFIN20070326_074941_000000372056_00393_26499_3933.N1	26-MAR-2007 07:49:41	Bright	36.500	22	32Alp Leo	1.3600	15200.	73	26499	No
63	GOM_NL__2PRFIN20070326_075146_000000372056_00393_26499_3934.N1	26-MAR-2007 07:51:46	Bright	36.500	51	41Gam1Leo	2.0100	4500.0	73	26499	No
64	GOM_NL__2PRFIN20070326_075852_000000372056_00393_26499_3935.N1	26-MAR-2007 07:58:52	Bright	37.000	174	52Psi UMa	3.0040	4400.0	74	26499	No
65	GOM_NL__2PRFIN20070326_080211_000000372056_00393_26499_3936.N1	26-MAR-2007 08:02:11	Bright	36.500	82	48Bet UMa	2.3650	10600.	73	26499	No
66	GOM_NL__2PRFIN20070326_080342_000000462056_00393_26499_3937.N1	26-MAR-2007 08:03:42	Bright	46.000	36	50Alp UMa	1.8000	6300.0	92	26499	No
67	GOM_NL__2PRFIN20070326_081134_000000322056_00393_26499_3938.N1	26-MAR-2007 08:11:34	Bright	32.000	49	1Alp UMi	1.9900	6300.0	64	26499	No
68	GOM_NL__2PRFIN20070326_081921_000000352056_00393_26499_3939.N1	26-MAR-2007 08:19:21	Bright	35.000	89	5Alp Cep	2.4510	8000.0	70	26499	No
69	GOM_NL__2PRFIN20070326_083850_000000422056_00393_26499_3940.N1	26-MAR-2007 08:38:50	Twilight	41.500	154	22Bet Aqr	2.8990	5700.0	83	26499	No
70	GOM_NL__2PRFIN20070326_084129_000000412056_00393_26499_3941.N1	26-MAR-2007 08:41:29	Dark	41.000	142	49Del Cap	2.8500	8900.0	82	26499	No
71	GOM_NL__2PRFIN20070326_085336_000000402056_00393_26499_3942.N1	26-MAR-2007 08:53:36	Dark	40.000	45	Alp Pav	1.9400	26000.	80	26499	No
72	GOM_NL__2PRFIN20070326_085922_000000442056_00394_26500_3937.N1	26-MAR-2007 08:59:22	Dark	43.500	141	Bet Ara	2.8400	4600.0	87	26500	No
73	GOM_NL__2PRFIN20070326_090100_000000382056_00394_26500_3938.N1	26-MAR-2007 09:01:00	Dark	37.500	43	Alp TrA	1.9100	4250.0	75	26500	No
74	GOM_NL__2PRFIN20070326_090242_000000392056_00394_26500_3939.N1	26-MAR-2007 09:02:42	Dark	38.500	134	Bet TrA	2.8100	6600.0	77	26500	No
75	GOM_NL__2PRFIN20070326_090524_000000532056_00394_26500_3940.N1	26-MAR-2007 09:05:24	Dark	53.000	4	Alp1Cen	-0.010000	5800.0	106	26500	No
76	GOM_NL__2PRFIN20070326_090801_000000402056_00394_26500_3941.N1	26-MAR-2007 09:08:01	Straylight	40.000	12	Alp1Cru	0.77500	30000.	80	26500	No
77	GOM_NL__2PRFIN20070326_090925_000000472056_00394_26500_3942.N1	26-MAR-2007 09:09:25	Straylight	46.500	26	Gam Cru	1.6240	2900.0	93	26500	No
78	GOM_NL__2PRFIN20070326_091117_000000392056_00394_26500_3943.N1	26-MAR-2007 09:11:17	Straylight	38.500	64	Gam Cen	2.2000	10600.	77	26500	No
79	GOM_NL__2PRFIN20070326_093017_000000422056_00394_26500_3944.N1	26-MAR-2007 09:30:17	Bright	41.500	22	32Alp Leo	1.3600	15200.	83	26500	No
80	GOM_NL__2PRFIN20070326_093222_000000362056_00394_26500_3945.N1	26-MAR-2007 09:32:22	Bright	36.000	51	41Gam1Leo	2.0100	4500.0	72	26500	No
81	GOM_NL__2PRFIN20070326_093928_000000382056_00394_26500_3946.N1	26-MAR-2007 09:39:28	Bright	38.000	174	52Psi UMa	3.0040	4400.0	76	26500	No
82	GOM_NL__2PRFIN20070326_094246_000000372056_00394_26500_3947.N1	26-MAR-2007 09:42:46	Bright	36.500	82	48Bet UMa	2.3650	10600.	73	26500	No
83	GOM_NL__2PRFIN20070326_094418_000000382056_00394_26500_3948.N1	26-MAR-2007 09:44:18	Bright	37.500	36	50Alp UMa	1.8000	6300.0	75	26500	No
84	GOM_NL__2PRFIN20070326_095210_000000362056_00394_26500_3949.N1	26-MAR-2007 09:52:10	Bright	35.500	49	1Alp UMi	1.9900	6300.0	71	26500	No
85	GOM_NL__2PRFIN20070326_095957_000000352056_00394_26500_3950.N1	26-MAR-2007 09:59:57	Bright	35.000	89	5Alp Cep	2.4510	8000.0	70	26500	No
86	GOM_NL__2PRFIN20070326_101926_000000412056_00394_26500_3951.N1	26-MAR-2007 10:19:26	Twilight	41.000	154	22Bet Aqr	2.8990	5700.0	82	26500	No
87	GOM_NL__2PRFIN20070326_102205_000000402056_00394_26500_3952.N1	26-MAR-2007 10:22:05	Dark	40.000	142	49Del Cap	2.8500	8900.0	80	26500	No
88	GOM_NL__2PRFIN20070326_103412_000000372056_00394_26500_3953.N1	26-MAR-2007 10:34:12	Dark	36.500	45	Alp Pav	1.9400	26000.	73	26500	No
89	GOM_NL__2PRFIN20070326_103959_000000412056_00395_26501_3953.N1	26-MAR-2007 10:39:59	Dark	40.500	141	Bet Ara	2.8400	4600.0	81	26501	No
90	GOM_NL__2PRFIN20070326_104137_000000392056_00395_26501_3954.N1	26-MAR-2007 10:41:37	Dark	38.500	43	Alp TrA	1.9100	4250.0	77	26501	No
91	GOM_NL__2PRFIN20070326_104319_000000402056_00395_26501_3955.N1	26-MAR-2007 10:43:19	Dark	39.500	134	Bet TrA	2.8100	6600.0	79	26501	No
92	GOM_NL__2PRFIN20070326_104601_000000562056_00395_26501_3956.N1	26-MAR-2007 10:46:01	Dark	56.000	4	Alp1Cen	-0.010000	5800.0	112	26501	No
93	GOM_NL__2PRFIN20070326_104837_000000382056_00395_26501_3957.N1	26-MAR-2007 10:48:37	Straylight	37.500	12	Alp1Cru	0.77500	30000.	75	26501	No
94	GOM_NL__2PRFIN20070326_105001_000000492056_00395_26501_3958.N1	26-MAR-2007 10:50:01	Straylight	48.500	26	Gam Cru	1.6240	2900.0	97	26501	No
95	GOM_NL__2PRFIN20070326_105153_000000392056_00395_26501_3959.N1	26-MAR-2007 10:51:53	Straylight	38.500	64	Gam Cen	2.2000	10600.	77	26501	No
96	GOM_NL__2PRFIN20070326_111053_000000362056_00395_26501_3960.N1	26-MAR-2007 11:10:53	Bright	36.000	22	32Alp Leo	1.3600	15200.	72	26501	No
97	GOM_NL__2PRFIN20070326_111258_000000362056_00395_26501_3961.N1	26-MAR-2007 11:12:58	Bright	36.000	51	41Gam1Leo	2.0100	4500.0	72	26501	No
98	GOM_NL__2PRFIN20070326_112004_000000372056_00395_26501_3962.N1	26-MAR-2007 11:20:04	Bright	36.500	174	52Psi UMa	3.0040	4400.0	73	26501	No
99	GOM_NL__2PRFIN20070326_112322_000000372056_00395_26501_3963.N1	26-MAR-2007 11:23:22	Bright	37.000	82	48Bet UMa	2.3650	10600.	74	26501	No
100	GOM_NL__2PRFIN20070326_112453_000000382056_00395_26501_3964.N1	26-MAR-2007 11:24:53	Bright	38.000	36	50Alp UMa	1.8000	6300.0	76	26501	No
101	GOM_NL__2PRFIN20070326_113246_000000362056_00395_26501_3965.N1	26-MAR-2007 11:32:46	Bright	36.000	49	1Alp UMi	1.9900	6300.0	72	26501	No

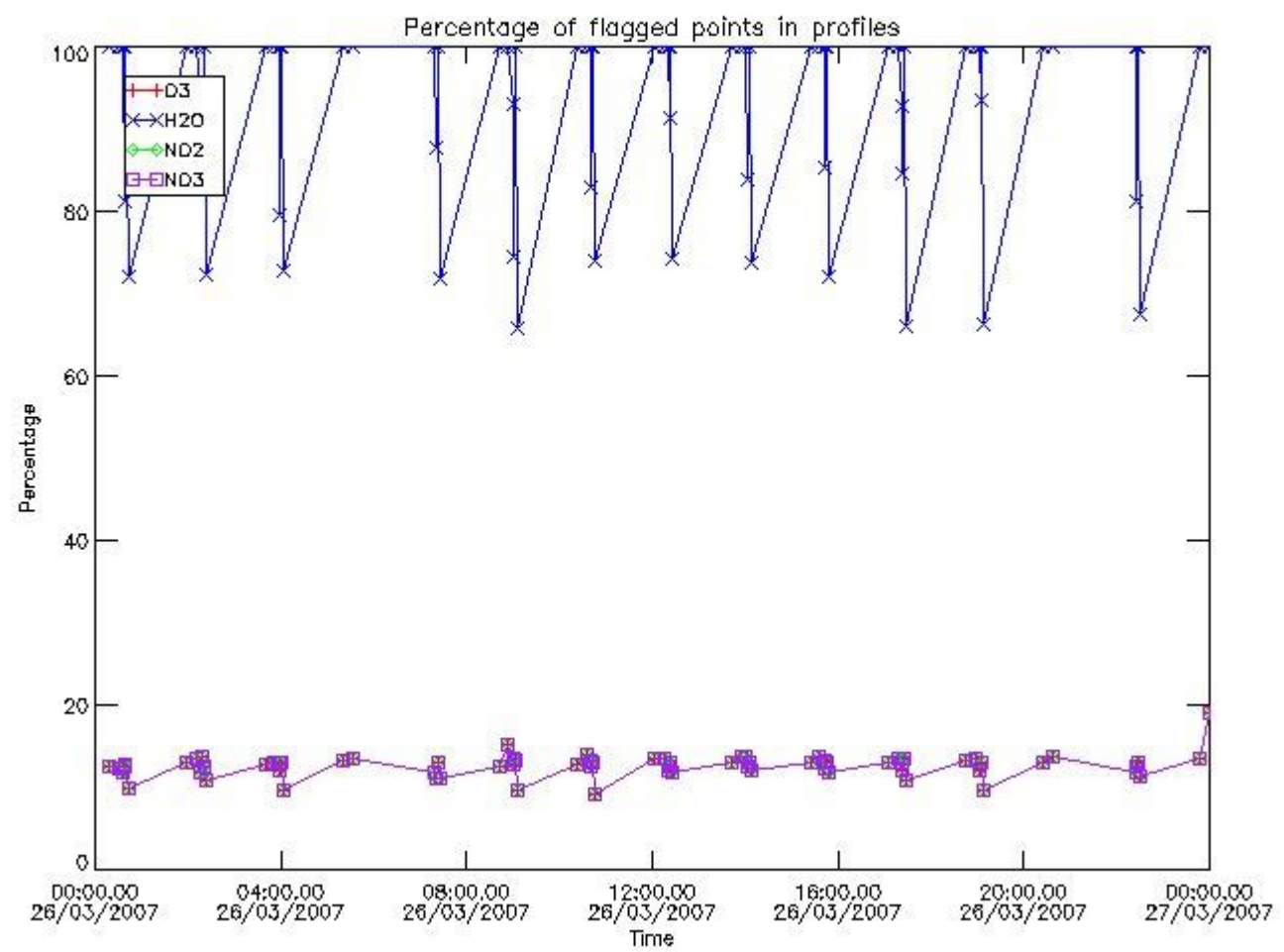
102	GOM_NL__2PRFIN20070326_114033_000000352056_00395_26501_3966.N1	26-MAR-2007 11:40:33	Bright	35.000	89	5Alp Cep	2.4510	8000.0	70	26501	No
103	GOM_NL__2PRFIN20070326_120002_000000412056_00395_26501_3967.N1	26-MAR-2007 12:00:02	Twilight	41.000	154	22Bet Aqr	2.8990	5700.0	82	26501	No
104	GOM_NL__2PRFIN20070326_120241_000000382056_00395_26501_3968.N1	26-MAR-2007 12:02:41	Dark	38.000	142	49Del Cap	2.8500	8900.0	76	26501	No
105	GOM_NL__2PRFIN20070326_121448_000000382056_00395_26501_3969.N1	26-MAR-2007 12:14:48	Dark	37.500	45	Alp Pav	1.9400	26000.	75	26501	No
106	GOM_NL__2PRFIN20070326_122035_000000422056_00396_26502_3968.N1	26-MAR-2007 12:20:35	Dark	42.000	141	Bet Ara	2.8400	4600.0	84	26502	No
107	GOM_NL__2PRFIN20070326_122213_000000412056_00396_26502_3969.N1	26-MAR-2007 12:22:13	Dark	41.000	43	Alp TrA	1.9100	4250.0	82	26502	No
108	GOM_NL__2PRFIN20070326_122355_000000392056_00396_26502_3970.N1	26-MAR-2007 12:23:55	Dark	39.000	134	Bet TrA	2.8100	6600.0	78	26502	No
109	GOM_NL__2PRFIN20070326_122637_000000432056_00396_26502_3971.N1	26-MAR-2007 12:26:37	Dark	43.000	4	Alp1Cen	-0.010000	5800.0	86	26502	No
110	GOM_NL__2PRFIN20070326_122914_000000462056_00396_26502_3972.N1	26-MAR-2007 12:29:14	Straylight	46.000	12	Alp1Cru	0.77500	30000.	92	26502	No
111	GOM_NL__2PRFIN20070326_123037_000000472056_00396_26502_3973.N1	26-MAR-2007 12:30:37	Straylight	47.000	26	Gam Cru	1.6240	2900.0	94	26502	No
112	GOM_NL__2PRFIN20070326_123229_000000432056_00396_26502_3974.N1	26-MAR-2007 12:32:29	Straylight	42.500	64	Gam Cen	2.2000	10600.	85	26502	No
113	GOM_NL__2PRFIN20070326_125129_000000362056_00396_26502_3975.N1	26-MAR-2007 12:51:29	Bright	35.500	22	32Alp Leo	1.3600	15200.	71	26502	No
114	GOM_NL__2PRFIN20070326_125334_000000362056_00396_26502_3976.N1	26-MAR-2007 12:53:34	Bright	35.500	51	41Gam1Leo	2.0100	4500.0	71	26502	No
115	GOM_NL__2PRFIN20070326_130039_000000362056_00396_26502_3977.N1	26-MAR-2007 13:00:39	Bright	35.500	174	52Psi UMa	3.0040	4400.0	71	26502	No
116	GOM_NL__2PRFIN20070326_130358_000000362056_00396_26502_3978.N1	26-MAR-2007 13:03:58	Bright	35.500	82	48Bet UMa	2.3650	10600.	71	26502	No
117	GOM_NL__2PRFIN20070326_130529_000000352056_00396_26502_3979.N1	26-MAR-2007 13:05:29	Bright	35.000	36	50Alp UMa	1.8000	6300.0	70	26502	No
118	GOM_NL__2PRFIN20070326_131322_000000332056_00396_26502_3980.N1	26-MAR-2007 13:13:22	Bright	33.000	49	1Alp UMi	1.9900	6300.0	66	26502	No
119	GOM_NL__2PRFIN20070326_132109_000000352056_00396_26502_3981.N1	26-MAR-2007 13:21:09	Bright	35.000	89	5Alp Cep	2.4510	8000.0	70	26502	No
120	GOM_NL__2PRFIN20070326_134038_000000412056_00396_26502_3982.N1	26-MAR-2007 13:40:38	Twilight	40.500	154	22Bet Aqr	2.8990	5700.0	81	26502	No
121	GOM_NL__2PRFIN20070326_134317_000000402056_00396_26502_3983.N1	26-MAR-2007 13:43:17	Dark	39.500	142	49Del Cap	2.8500	8900.0	79	26502	No
122	GOM_NL__2PRFIN20070326_135524_000000372056_00396_26502_3984.N1	26-MAR-2007 13:55:24	Dark	37.000	45	Alp Pav	1.9400	26000.	74	26502	No
123	GOM_NL__2PRFIN20070326_140112_000000412056_00397_26503_3980.N1	26-MAR-2007 14:01:12	Dark	41.000	141	Bet Ara	2.8400	4600.0	82	26503	No
124	GOM_NL__2PRFIN20070326_140249_000000412056_00397_26503_3981.N1	26-MAR-2007 14:02:49	Dark	41.000	43	Alp TrA	1.9100	4250.0	82	26503	No
125	GOM_NL__2PRFIN20070326_140432_000000392056_00397_26503_3982.N1	26-MAR-2007 14:04:32	Dark	39.000	134	Bet TrA	2.8100	6600.0	78	26503	No
126	GOM_NL__2PRFIN20070326_140713_000000432056_00397_26503_3983.N1	26-MAR-2007 14:07:13	Dark	42.500	4	Alp1Cen	-0.010000	5800.0	85	26503	No
127	GOM_NL__2PRFIN20070326_140950_000000482056_00397_26503_3984.N1	26-MAR-2007 14:09:50	Straylight	48.000	12	Alp1Cru	0.77500	30000.	96	26503	No
128	GOM_NL__2PRFIN20070326_141113_000000482056_00397_26503_3985.N1	26-MAR-2007 14:11:13	Straylight	48.000	26	Gam Cru	1.6240	2900.0	96	26503	No
129	GOM_NL__2PRFIN20070326_141306_000000382056_00397_26503_3986.N1	26-MAR-2007 14:13:06	Straylight	38.000	64	Gam Cen	2.2000	10600.	76	26503	No
130	GOM_NL__2PRFIN20070326_143205_000000372056_00397_26503_3987.N1	26-MAR-2007 14:32:05	Bright	36.500	22	32Alp Leo	1.3600	15200.	73	26503	No
131	GOM_NL__2PRFIN20070326_143410_000000372056_00397_26503_3988.N1	26-MAR-2007 14:34:10	Bright	36.500	51	41Gam1Leo	2.0100	4500.0	73	26503	No
132	GOM_NL__2PRFIN20070326_144115_000000352056_00397_26503_3989.N1	26-MAR-2007 14:41:15	Bright	35.000	174	52Psi UMa	3.0040	4400.0	70	26503	No
133	GOM_NL__2PRFIN20070326_144433_000000372056_00397_26503_3990.N1	26-MAR-2007 14:44:33	Bright	37.000	82	48Bet UMa	2.3650	10600.	74	26503	No
134	GOM_NL__2PRFIN20070326_144605_000000382056_00397_26503_3991.N1	26-MAR-2007 14:46:05	Bright	38.000	36	50Alp UMa	1.8000	6300.0	76	26503	No
135	GOM_NL__2PRFIN20070326_145358_000000352056_00397_26503_3992.N1	26-MAR-2007 14:53:58	Bright	34.500	49	1Alp UMi	1.9900	6300.0	69	26503	No
136	GOM_NL__2PRFIN20070326_150144_000000362056_00397_26503_3993.N1	26-MAR-2007 15:01:44	Bright	35.500	89	5Alp Cep	2.4510	8000.0	71	26503	No
137	GOM_NL__2PRFIN20070326_152114_000000432056_00397_26503_3994.N1	26-MAR-2007 15:21:14	Twilight	42.500	154	22Bet Aqr	2.8990	5700.0	85	26503	No
138	GOM_NL__2PRFIN20070326_152353_000000402056_00397_26503_3995.N1	26-MAR-2007 15:23:53	Dark	39.500	142	49Del Cap	2.8500	8900.0	79	26503	No
139	GOM_NL__2PRFIN20070326_153601_000000372056_00397_26503_3996.N1	26-MAR-2007 15:36:01	Dark	37.000	45	Alp Pav	1.9400	26000.	74	26503	No
140	GOM_NL__2PRFIN20070326_154149_000000422056_00398_26504_4005.N1	26-MAR-2007 15:41:49	Dark	42.000	141	Bet Ara	2.8400	4600.0	84	26504	No
141	GOM_NL__2PRFIN20070326_154326_000000422056_00398_26504_4006.N1	26-MAR-2007 15:43:26	Dark	41.500	43	Alp TrA	1.9100	4250.0	83	26504	No
142	GOM_NL__2PRFIN20070326_154508_000000402056_00398_26504_4007.N1	26-MAR-2007 15:45:08	Dark	39.500	134	Bet TrA	2.8100	6600.0	79	26504	No
143	GOM_NL__2PRFIN20070326_154750_000000442056_00398_26504_4008.N1	26-MAR-2007 15:47:50	Dark	43.500	4	Alp1Cen	-0.010000	5800.0	87	26504	No
144	GOM_NL__2PRFIN20070326_155026_000000372056_00398_26504_4009.N1	26-MAR-2007 15:50:26	Straylight	37.000	12	Alp1Cru	0.77500	30000.	74	26504	No
145	GOM_NL__2PRFIN20070326_155150_000000462056_00398_26504_4010.N1	26-MAR-2007 15:51:50	Straylight	45.500	26	Gam Cru	1.6240	2900.0	91	26504	No
146	GOM_NL__2PRFIN20070326_155342_000000402056_00398_26504_4011.N1	26-MAR-2007 15:53:42	Straylight	40.000	64	Gam Cen	2.2000	10600.	80	26504	No
147	GOM_NL__2PRFIN20070326_161241_000000372056_00398_26504_4012.N1	26-MAR-2007 16:12:41	Bright	36.500	22	32Alp Leo	1.3600	15200.	73	26504	No
148	GOM_NL__2PRFIN20070326_161446_000000362056_00398_26504_4013.N1	26-MAR-2007 16:14:46	Bright	35.500	51	41Gam1Leo	2.0100	4500.0	71	26504	No
149	GOM_NL__2PRFIN20070326_162151_000000392056_00398_26504_4014.N1	26-MAR-2007 16:21:51	Bright	38.500	174	52Psi UMa	3.0040	4400.0	77	26504	No
150	GOM_NL__2PRFIN20070326_162509_000000342056_00398_26504_4015.N1	26-MAR-2007 16:25:09	Bright	34.000	82	48Bet UMa	2.3650	10600.	68	26504	No
151	GOM_NL__2PRFIN20070326_162641_000000362056_00398_26504_4016.N1	26-MAR-2007 16:26:41	Bright	36.000	36	50Alp UMa	1.8000	6300.0	72	26504	No
152	GOM_NL__2PRFIN20070326_163434_000000362056_00398_26504_4017.N1	26-MAR-2007 16:34:34	Bright	35.500	49	1Alp UMi	1.9900	6300.0	71	26504	No
153	GOM_NL__2PRFIN20070326_164220_000000372056_00398_26504_4018.N1	26-MAR-2007 16:42:20	Bright	36.500	89	5Alp Cep	2.4510	8000.0	73	26504	No
154	GOM_NL__2PRFIN20070326_170151_000000422056_00398_26504_4019.N1	26-MAR-2007 17:01:51	Twilight	42.000	154	22Bet Aqr	2.8990	5700.0	84	26504	No
155	GOM_NL__2PRFIN20070326_170429_000000402056_00398_26504_4020.N1	26-MAR-2007 17:04:29	Dark	39.500	142	49Del Cap	2.8500	8900.0	79	26504	No
156	GOM_NL__2PRFIN20070326_171637_000000382056_00398_26504_4021.N1	26-MAR-2007 17:16:37	Dark	38.000	45	Alp Pav	1.9400	26000.	76	26504	No
157	GOM_NL__2PRFIN20070326_172225_000000432056_00399_26505_4017.N1	26-MAR-2007 17:22:25	Dark	42.500	141	Bet Ara	2.8400	4600.0	85	26505	No
158	GOM_NL__2PRFIN20070326_172402_000000402056_00399_26505_4018.N1	26-MAR-2007 17:24:02	Dark	39.500	43	Alp TrA	1.9100	4250.0	79	26505	No
159	GOM_NL__2PRFIN20070326_172544_000000382056_00399_26505_4019.N1	26-MAR-2007 17:25:44	Dark	37.500	134	Bet TrA	2.8100	6600.0	75	26505	No
160	GOM_NL__2PRFIN20070326_172826_000000522056_00399_26505_4020.N1	26-MAR-2007 17:28:26	Dark	52.000	4	Alp1Cen	-0.010000	5800.0	104	26505	No

161	GOM_NL__2PRFIN20070326_173102_000000422056_00399_26505_4021.N1	26-MAR-2007 17:31:02	Straylight	42.000	12	Alp1Cru	0.77500	30000.	84	26505	No
162	GOM_NL__2PRFIN20070326_173226_000000502056_00399_26505_4022.N1	26-MAR-2007 17:32:26	Straylight	49.500	26	Gam Cru	1.6240	2900.0	99	26505	No
163	GOM_NL__2PRFIN20070326_173418_000000392056_00399_26505_4023.N1	26-MAR-2007 17:34:18	Straylight	39.000	64	Gam Cen	2.2000	10600.	78	26505	No
164	GOM_NL__2PRFIN20070326_175317_000000372056_00399_26505_4024.N1	26-MAR-2007 17:53:17	Bright	36.500	22	32Alp Leo	1.3600	15200.	73	26505	No
165	GOM_NL__2PRFIN20070326_175522_000000362056_00399_26505_4025.N1	26-MAR-2007 17:55:22	Bright	36.000	51	41Gam1Leo	2.0100	4500.0	72	26505	No
166	GOM_NL__2PRFIN20070326_180227_000000372056_00399_26505_4026.N1	26-MAR-2007 18:02:27	Bright	36.500	174	52Psi UMa	3.0040	4400.0	73	26505	No
167	GOM_NL__2PRFIN20070326_180545_000000372056_00399_26505_4027.N1	26-MAR-2007 18:05:45	Bright	37.000	82	48Bet UMa	2.3650	10600.	74	26505	No
168	GOM_NL__2PRFIN20070326_180717_000000352056_00399_26505_4028.N1	26-MAR-2007 18:07:17	Bright	35.000	36	50Alp UMa	1.8000	6300.0	70	26505	No
169	GOM_NL__2PRFIN20070326_181510_000000352056_00399_26505_4029.N1	26-MAR-2007 18:15:10	Bright	34.500	49	1Alp UMi	1.9900	6300.0	69	26505	No
170	GOM_NL__2PRFIN20070326_182256_000000352056_00399_26505_4030.N1	26-MAR-2007 18:22:56	Bright	35.000	89	5Alp Cep	2.4510	8000.0	70	26505	No
171	GOM_NL__2PRFIN20070326_184227_000000422056_00399_26505_4031.N1	26-MAR-2007 18:42:27	Twilight	42.000	154	22Bet Aqr	2.8990	5700.0	84	26505	No
172	GOM_NL__2PRFIN20070326_184506_000000392056_00399_26505_4032.N1	26-MAR-2007 18:45:06	Dark	38.500	142	49Del Cap	2.8500	8900.0	77	26505	No
173	GOM_NL__2PRFIN20070326_185713_000000382056_00399_26505_4033.N1	26-MAR-2007 18:57:13	Dark	38.000	45	Alp Pav	1.9400	26000.	76	26505	No
174	GOM_NL__2PRFIN20070326_190302_000000422056_00400_26506_4032.N1	26-MAR-2007 19:03:02	Dark	42.000	141	Bet Ara	2.8400	4600.0	84	26506	No
175	GOM_NL__2PRFIN20070326_190438_000000392056_00400_26506_4033.N1	26-MAR-2007 19:04:38	Dark	39.000	43	Alp TrA	1.9100	4250.0	78	26506	No
176	GOM_NL__2PRFIN20070326_190621_000000392056_00400_26506_4034.N1	26-MAR-2007 19:06:21	Dark	39.000	134	Bet TrA	2.8100	6600.0	78	26506	No
177	GOM_NL__2PRFIN20070326_190903_000000532056_00400_26506_4035.N1	26-MAR-2007 19:09:03	Dark	52.500	4	Alp1Cen	-0.010000	5800.0	105	26506	No
178	GOM_NL__2PRFIN20070326_191138_000000372056_00400_26506_4036.N1	26-MAR-2007 19:11:38	Straylight	37.000	12	Alp1Cru	0.77500	30000.	74	26506	No
179	GOM_NL__2PRFIN20070326_191302_000000472056_00400_26506_4037.N1	26-MAR-2007 19:13:02	Straylight	47.000	26	Gam Cru	1.6240	2900.0	94	26506	No
180	GOM_NL__2PRFIN20070326_191454_000000402056_00400_26506_4038.N1	26-MAR-2007 19:14:54	Straylight	40.000	64	Gam Cen	2.2000	10600.	80	26506	No
181	GOM_NL__2PRFIN20070326_193353_000000372056_00400_26506_4039.N1	26-MAR-2007 19:33:53	Bright	36.500	22	32Alp Leo	1.3600	15200.	73	26506	No
182	GOM_NL__2PRFIN20070326_193558_000000362056_00400_26506_4040.N1	26-MAR-2007 19:35:58	Bright	36.000	51	41Gam1Leo	2.0100	4500.0	72	26506	No
183	GOM_NL__2PRFIN20070326_194302_000000372056_00400_26506_4041.N1	26-MAR-2007 19:43:02	Bright	37.000	174	52Psi UMa	3.0040	4400.0	74	26506	No
184	GOM_NL__2PRFIN20070326_194621_000000372056_00400_26506_4042.N1	26-MAR-2007 19:46:21	Bright	36.500	82	48Bet UMa	2.3650	10600.	73	26506	No
185	GOM_NL__2PRFIN20070326_194752_000000372056_00400_26506_4043.N1	26-MAR-2007 19:47:52	Bright	37.000	36	50Alp UMa	1.8000	6300.0	74	26506	No
186	GOM_NL__2PRFIN20070326_195546_000000362056_00400_26506_4044.N1	26-MAR-2007 19:55:46	Bright	36.000	49	1Alp UMi	1.9900	6300.0	72	26506	No
187	GOM_NL__2PRFIN20070326_200332_000000362056_00400_26506_4045.N1	26-MAR-2007 20:03:32	Bright	36.000	89	5Alp Cep	2.4510	8000.0	72	26506	No
188	GOM_NL__2PRFIN20070326_202303_000000432056_00400_26506_4046.N1	26-MAR-2007 20:23:03	Twilight	43.000	154	22Bet Aqr	2.8990	5700.0	86	26506	No
189	GOM_NL__2PRFIN20070326_202542_000000392056_00400_26506_4047.N1	26-MAR-2007 20:25:42	Dark	39.000	142	49Del Cap	2.8500	8900.0	78	26506	No
190	GOM_NL__2PRFIN20070326_203749_000000372056_00400_26506_4048.N1	26-MAR-2007 20:37:49	Dark	37.000	45	Alp Pav	1.9400	26000.	74	26506	No
191	GOM_NL__2PRFIN20070326_222415_000000432056_00402_26508_4056.N1	26-MAR-2007 22:24:15	Dark	43.000	141	Bet Ara	2.8400	4600.0	86	26508	No
192	GOM_NL__2PRFIN20070326_222551_000000412056_00402_26508_4057.N1	26-MAR-2007 22:25:51	Dark	40.500	43	Alp TrA	1.9100	4250.0	81	26508	No
193	GOM_NL__2PRFIN20070326_222734_000000402056_00402_26508_4058.N1	26-MAR-2007 22:27:34	Dark	39.500	134	Bet TrA	2.8100	6600.0	79	26508	No
194	GOM_NL__2PRFIN20070326_223016_000000452056_00402_26508_4059.N1	26-MAR-2007 22:30:16	Dark	45.000	4	Alp1Cen	-0.010000	5800.0	90	26508	No
195	GOM_NL__2PRFIN20070326_223251_000000442056_00402_26508_4060.N1	26-MAR-2007 22:32:51	Straylight	43.500	12	Alp1Cru	0.77500	30000.	87	26508	No
196	GOM_NL__2PRFIN20070326_223414_000000482056_00402_26508_4061.N1	26-MAR-2007 22:34:14	Straylight	48.000	26	Gam Cru	1.6240	2900.0	96	26508	No
197	GOM_NL__2PRFIN20070326_223607_000000392056_00402_26508_4062.N1	26-MAR-2007 22:36:07	Straylight	39.000	64	Gam Cen	2.2000	10600.	78	26508	No
198	GOM_NL__2PRFIN20070326_225505_000000372056_00402_26508_4063.N1	26-MAR-2007 22:55:05	Bright	37.000	22	32Alp Leo	1.3600	15200.	74	26508	No
199	GOM_NL__2PRFIN20070326_225710_000000352056_00402_26508_4064.N1	26-MAR-2007 22:57:10	Bright	35.000	51	41Gam1Leo	2.0100	4500.0	70	26508	No
200	GOM_NL__2PRFIN20070326_230414_000000462056_00402_26508_4065.N1	26-MAR-2007 23:04:14	Bright	46.000	174	52Psi UMa	3.0040	4400.0	92	26508	No
201	GOM_NL__2PRFIN20070326_230732_000000342056_00402_26508_4066.N1	26-MAR-2007 23:07:32	Bright	34.000	82	48Bet UMa	2.3650	10600.	68	26508	No
202	GOM_NL__2PRFIN20070326_230904_000000382056_00402_26508_4067.N1	26-MAR-2007 23:09:04	Bright	38.000	36	50Alp UMa	1.8000	6300.0	76	26508	No
203	GOM_NL__2PRFIN20070326_231657_000000332056_00402_26508_4068.N1	26-MAR-2007 23:16:57	Bright	32.500	49	1Alp UMi	1.9900	6300.0	65	26508	No
204	GOM_NL__2PRFIN20070326_232444_000000362056_00402_26508_4069.N1	26-MAR-2007 23:24:44	Bright	35.500	89	5Alp Cep	2.4510	8000.0	71	26508	No
205	GOM_NL__2PRFIN20070326_234416_000000412056_00402_26508_4070.N1	26-MAR-2007 23:44:16	Twilight	41.000	154	22Bet Aqr	2.8990	5700.0	82	26508	No
206	GOM_NL__2PRFIN20070326_234654_000000372056_00402_26508_4071.N1	26-MAR-2007 23:46:54	Dark	37.000	142	49Del Cap	2.8500	8900.0	74	26508	No
207	GOM_NL__2PRFIN20070326_235902_000000382056_00402_26508_4072.N1	26-MAR-2007 23:59:02	Dark	37.500	45	Alp Pav	1.9400	26000.	75	26508	No

3. Quality information per product

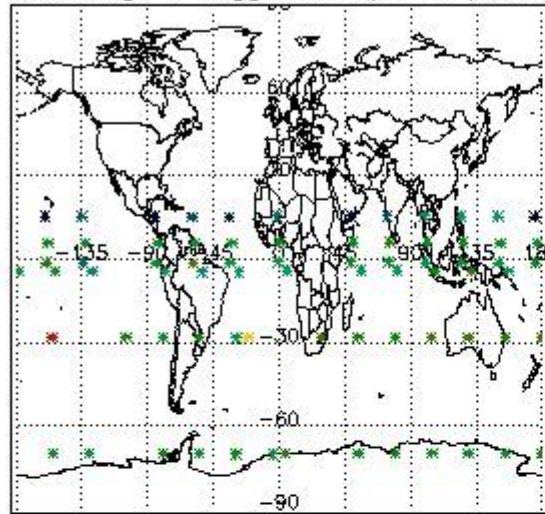
In this section it is plotted some information contained in the Quality Summary data set of the level 2 products. Only products in dark limb conditions and without errors (error flag in the MPH set to "0") are used.

3.1 Plot quality information per product (time dependant)

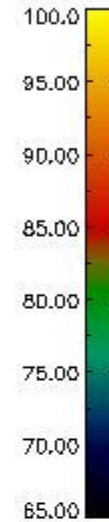
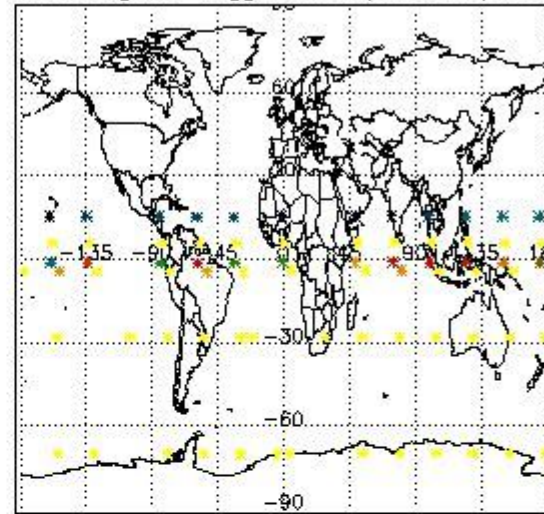


3.2 Plot quality information per product (world map)

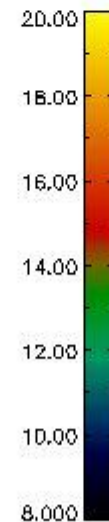
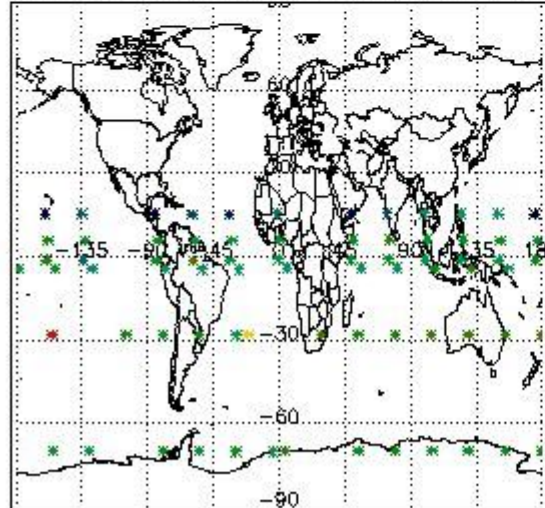
Percentage of flagged data per O3 profile



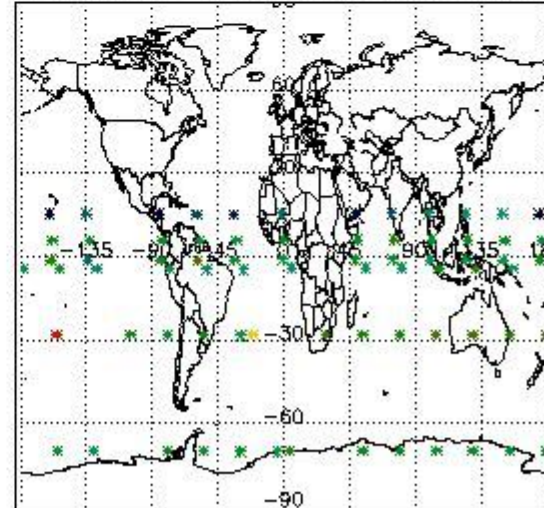
Percentage of flagged data per H2O profile



Percentage of flagged data per NO2 profile



Percentage of flagged data per NO3 profile

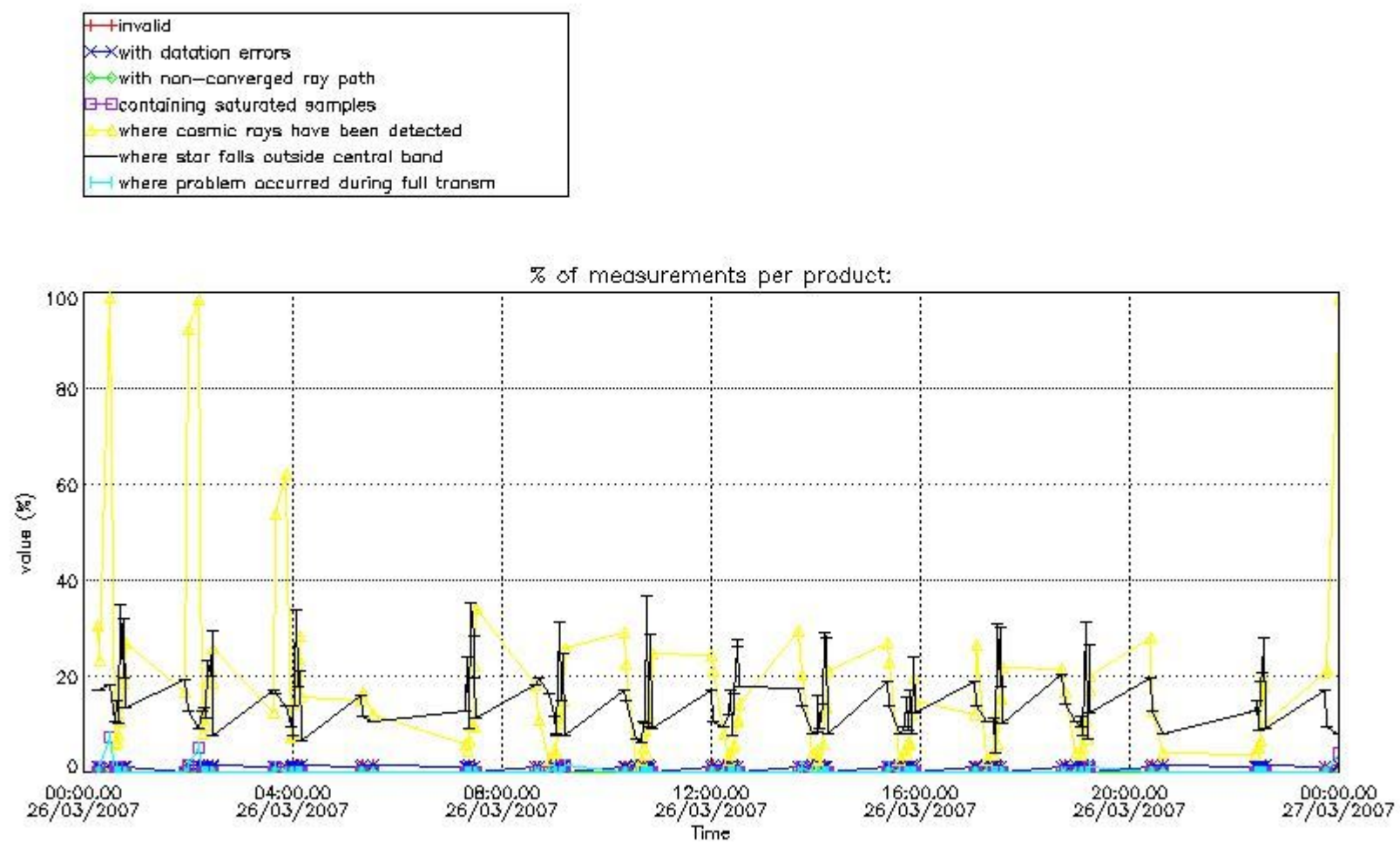


4. Level 1 quality information per product

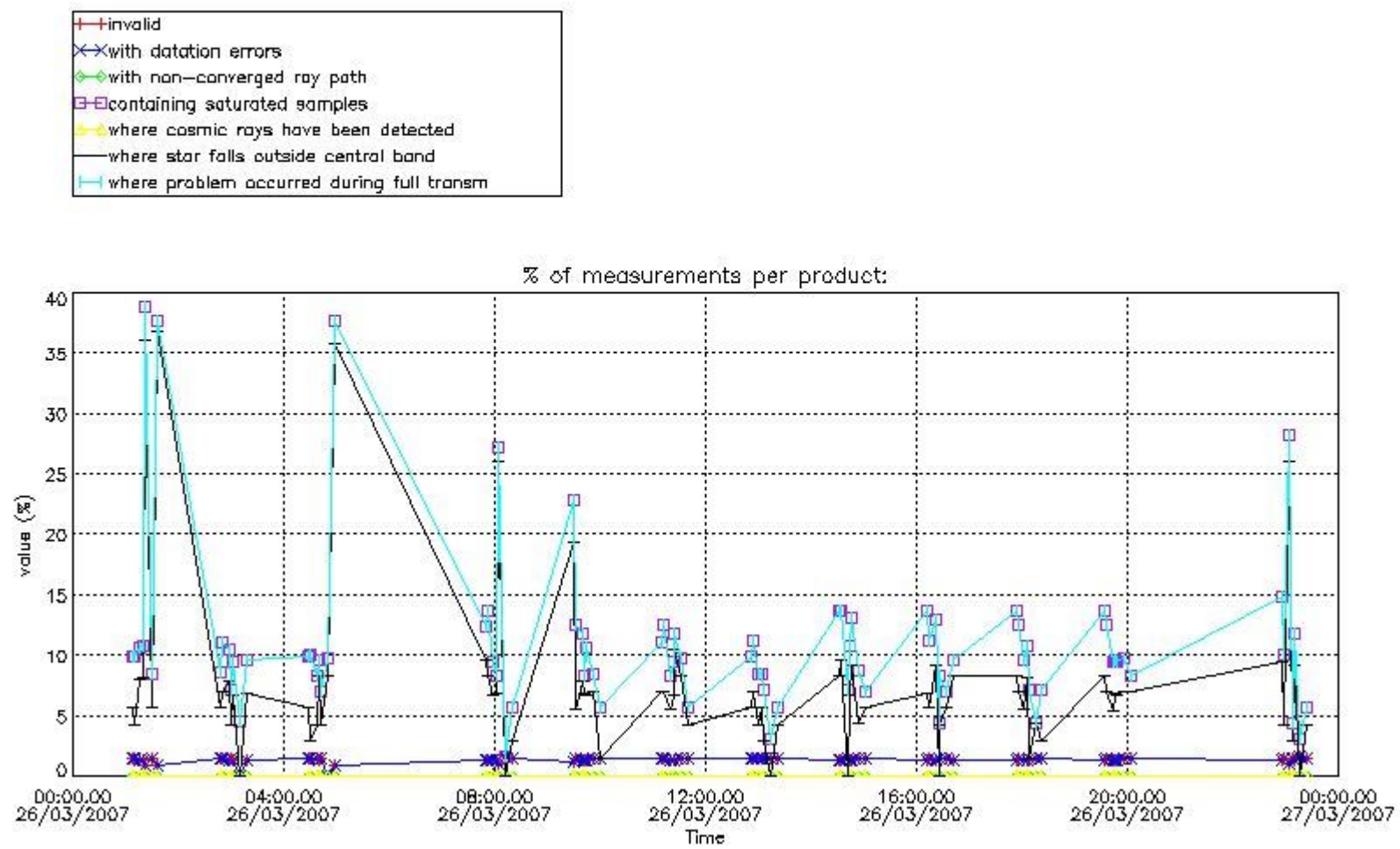
In this section it is plotted some information contained in the Quality Summary data set of the level 2 products that comes from the level 1b processing. Products without errors (error flag in the MPH set to "0") are used.

4.1 Plot quality information per product (time dependant) coming from level 1b processing

4.1.1 Plot level 1 quality information per product (time dependant): ENVISAT ASCENDING passes



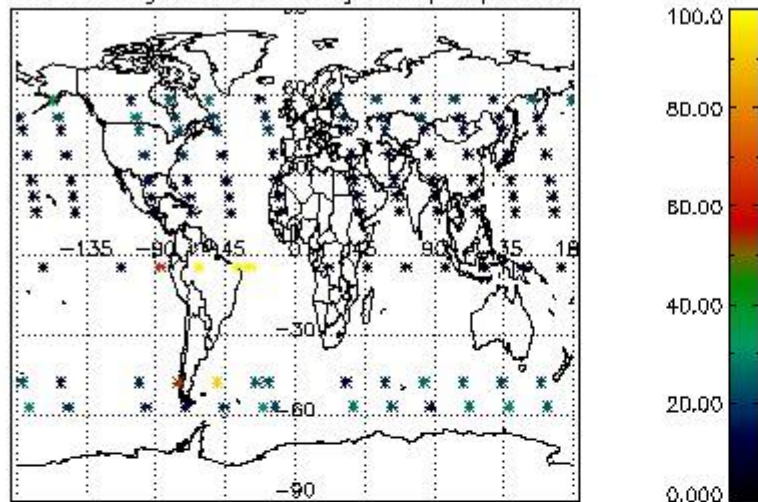
4.1.2 Plot level 1 quality information per product (time dependant): ENVI SAT DESCENDING passes



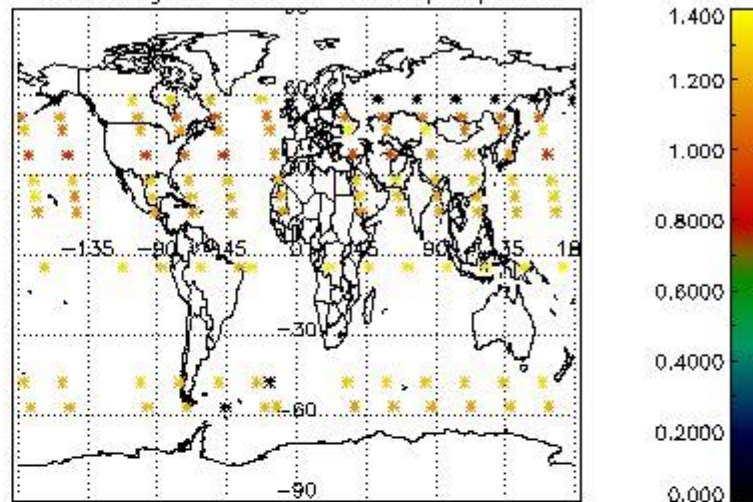
4.2 Plot quality information per product coming from level 1b processing (world map)

4.2.1 Plot level 1 quality information per product (world map): ENVISAT ASCENDING passes

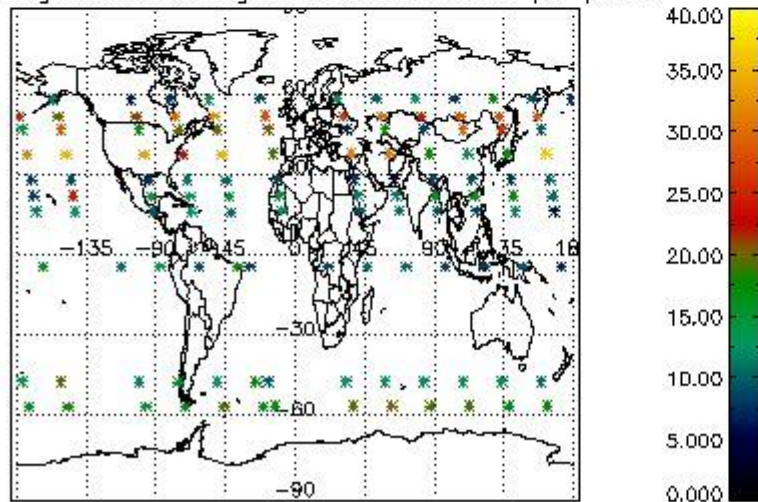
Percentage of cosmic ray hits per profile



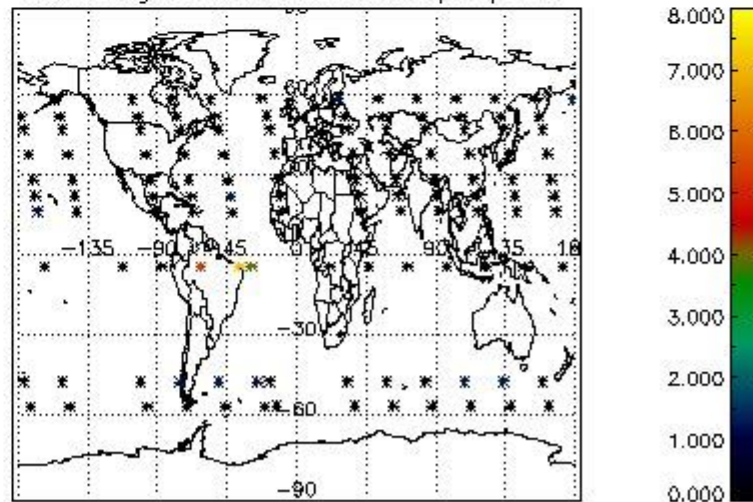
Percentage of datation errors per profile



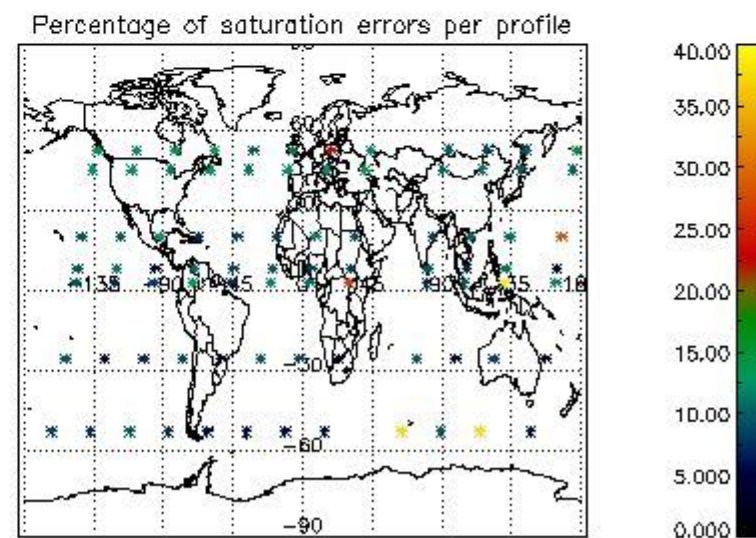
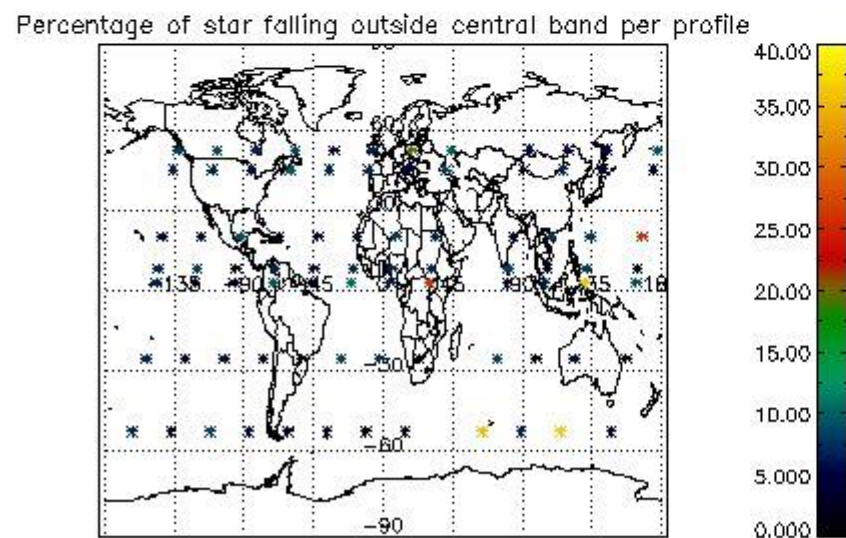
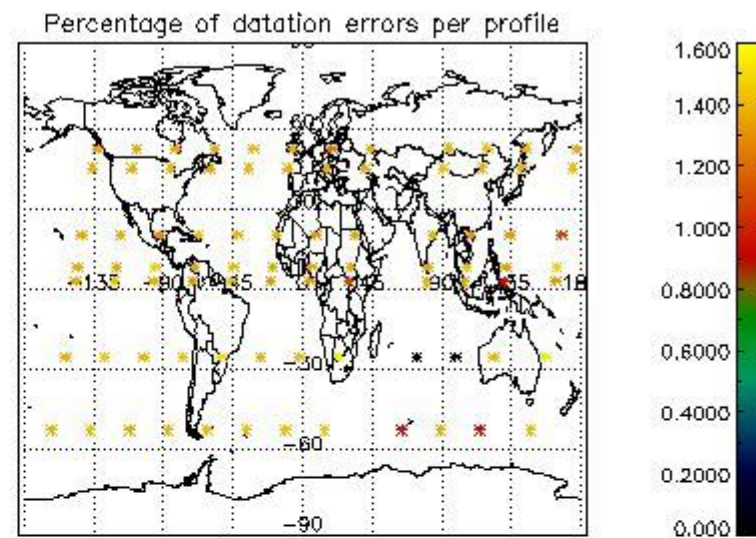
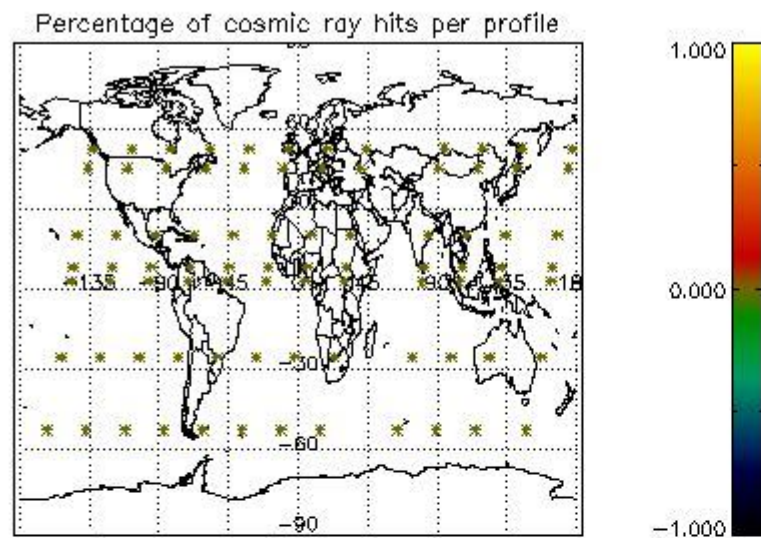
Percentage of star falling outside central band per profile



Percentage of saturation errors per profile



4.2.2 Plot level 1 quality information per product (world map): ENVISAT DESCENDING passes



5. Trace gas profiles

5.1 Ozone statistics based on quality of products

The final quality of the products can be "measured" using the STD (Standard Deviation) attached to every point profile. This information is written to the parameter GOM_NL__2P/NL_LOCAL_SPECIES_DENSITY/o3_std of the level 2 products. The table below shows the statistics for given STD ranges.

The statistics are given with respect to the overall valid production:

- Products without fatal errors: GOM_NL__2P/MPH/PRODUCT_ERR=0
- Valid point profile: GOM_NL__2P/NL_LOCAL_SPECIES_DENSITY/pcd(0)=0

The 'Criteria' is applied to valid points of dark limb products:

- Products in dark limb illumination condition: GOM_NL__2P/NL_SUMMARY_QUALITY/obs_ill_cond=0
- Products without fatal errors: GOM_NL__2P/MPH/PRODUCT_ERR=0
- Valid point profile: GOM_NL__2P/NL_LOCAL_SPECIES_DENSITY/pcd(0)=0

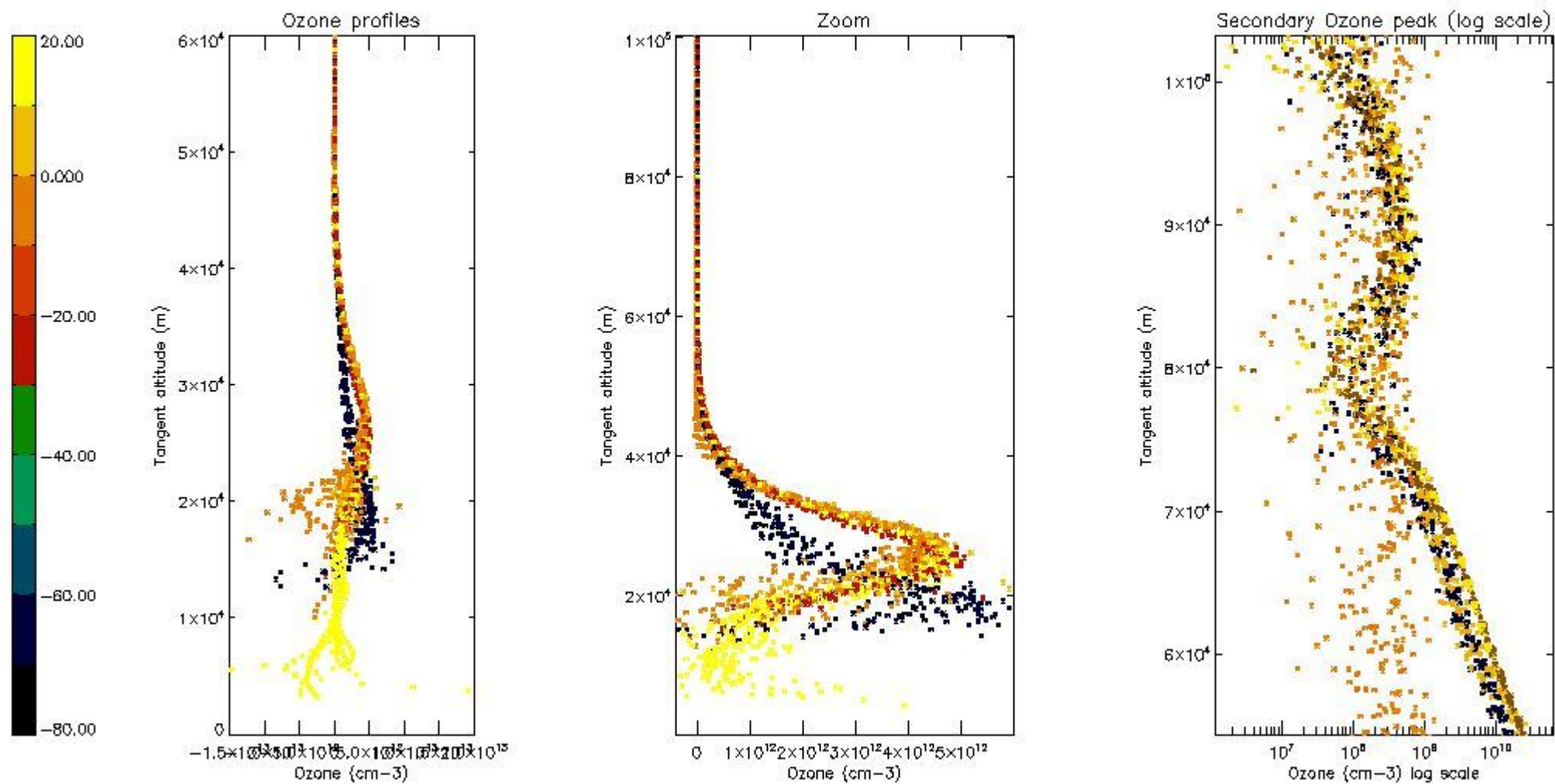
So, the table below shows the percentage of dark limb and valid observations for each criteria with respect to the overall valid daily observations.

Criteria	% of total production
All STD	38
STD < 20	18

STD < 10	11
STD < 5	6

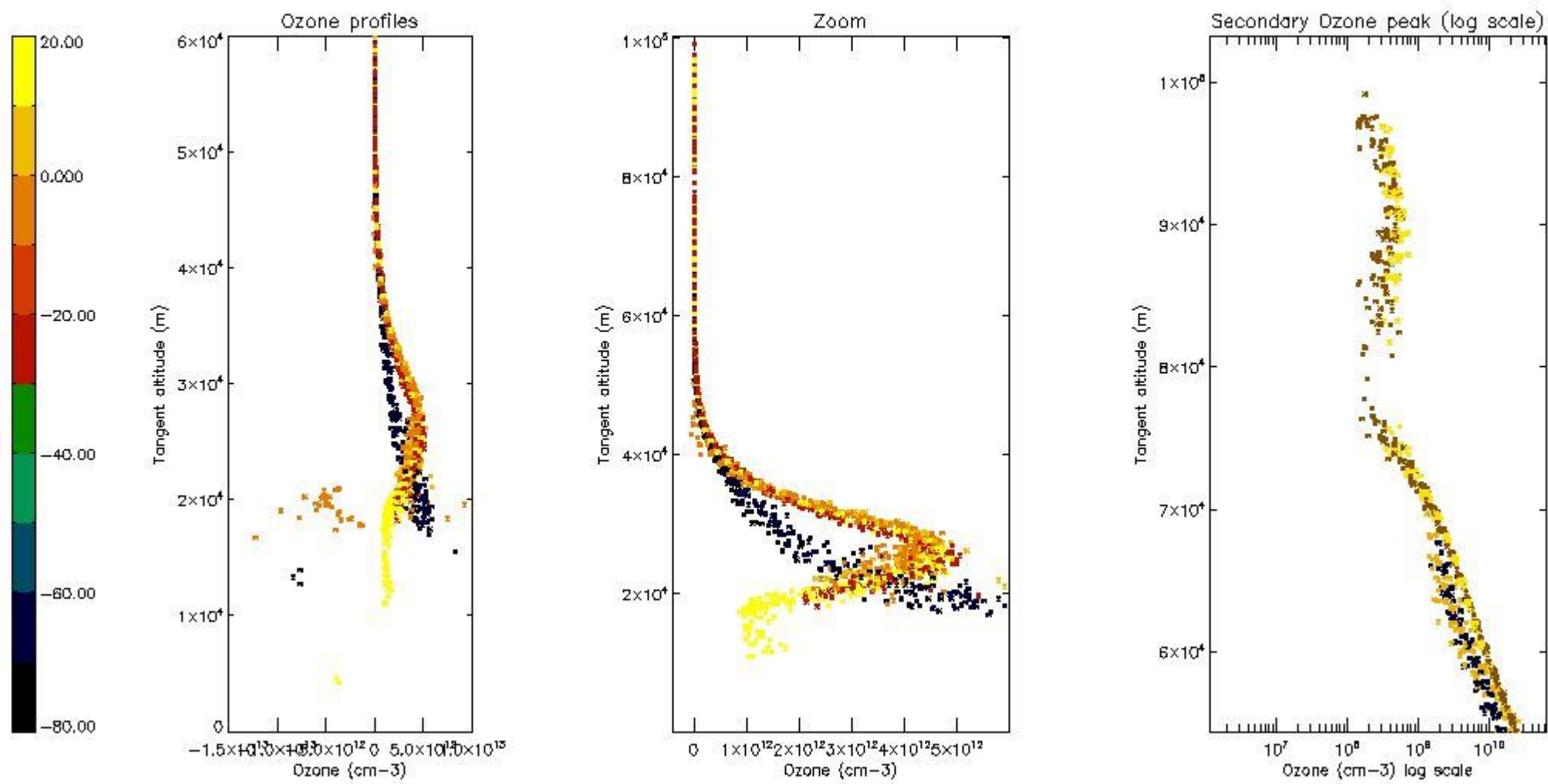
5.2 Plot ozone profiles for all STD (dark without errors)

The colorbar represents the latitude.



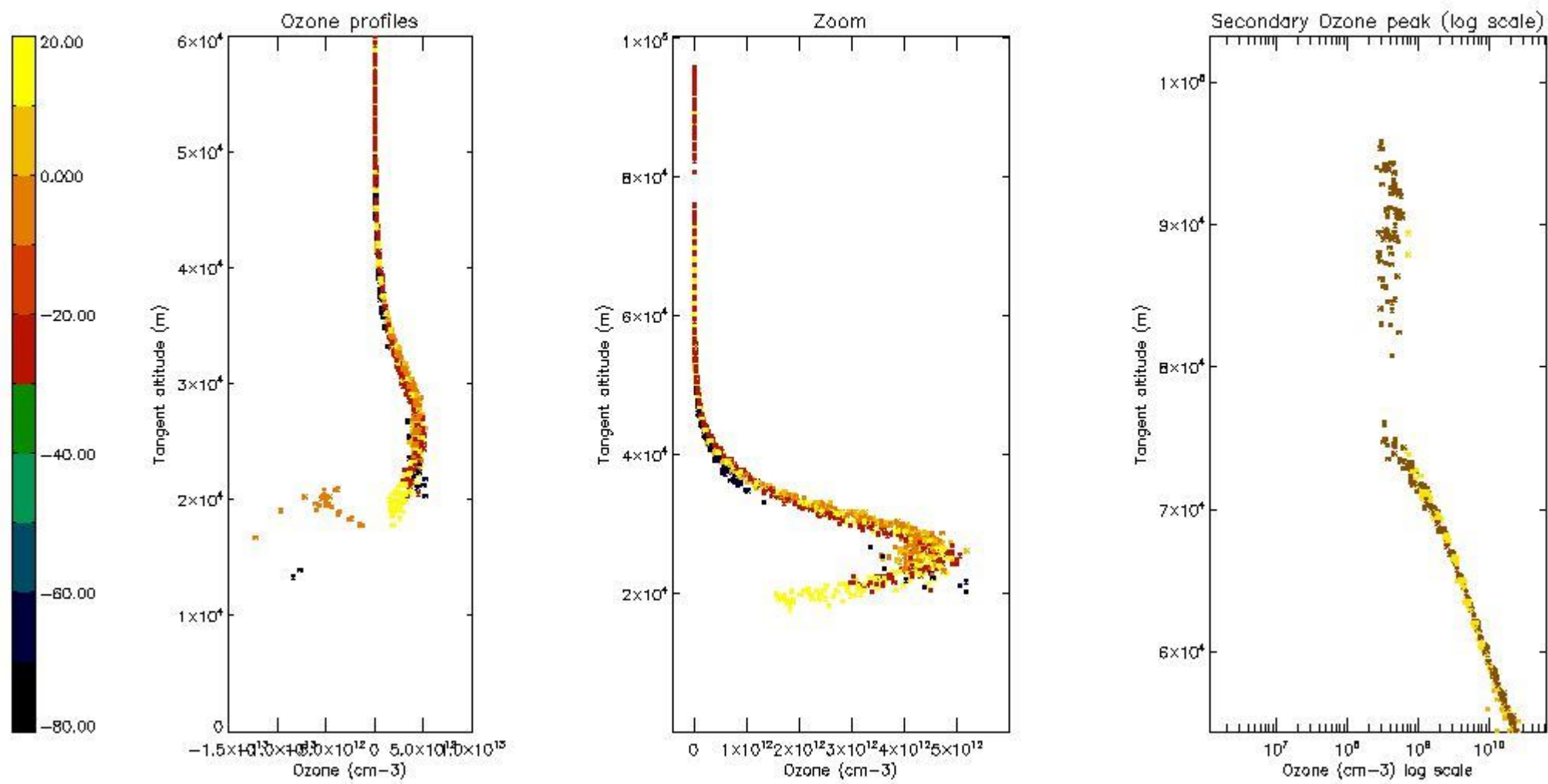
5.3 Plot ozone profiles where STD < 20% (dark without errors)

The colorbar represents the latitude.



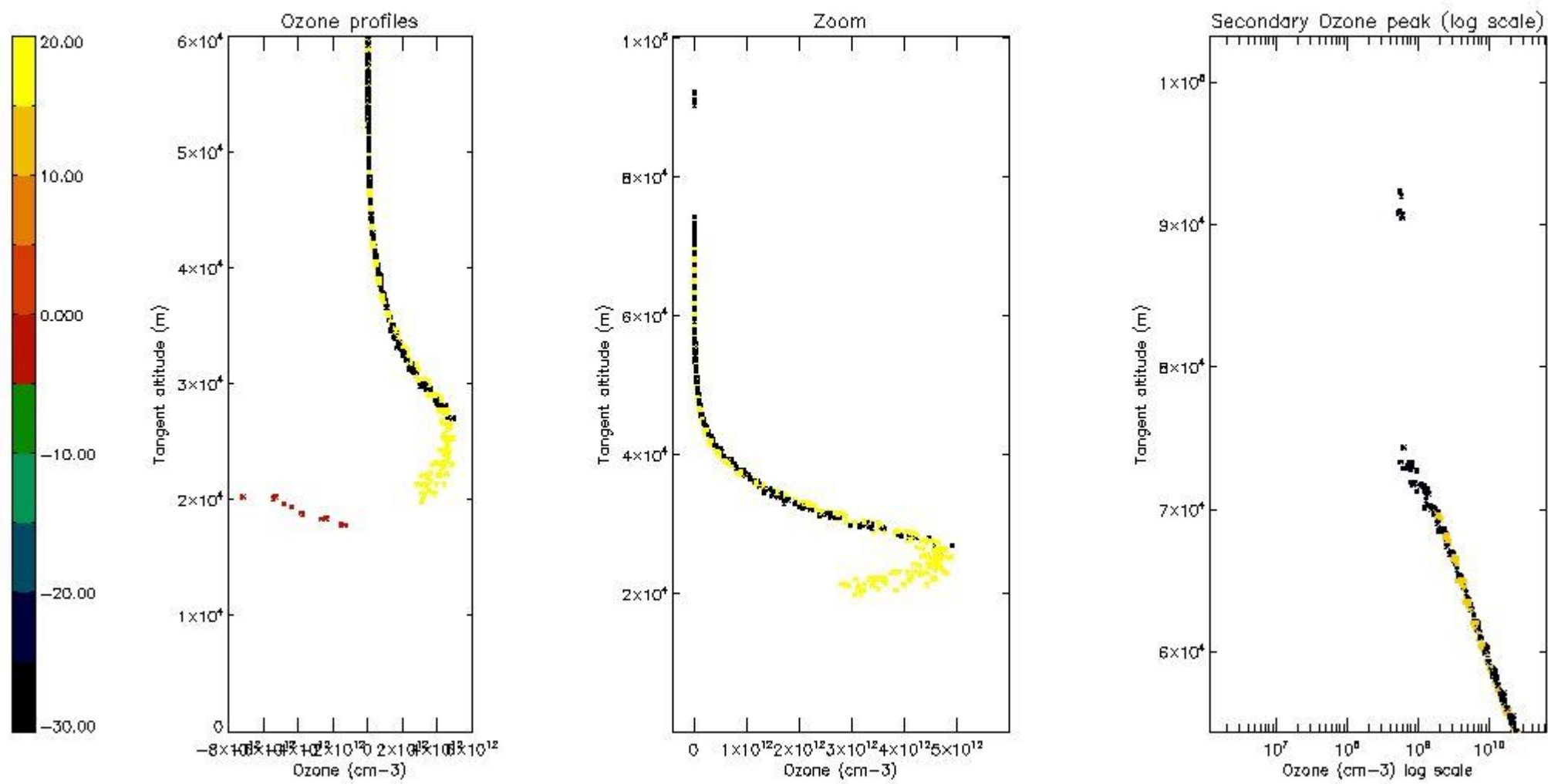
5.4 Plot ozone profiles where STD < 10% (dark without errors)

The colorbar represents the latitude.



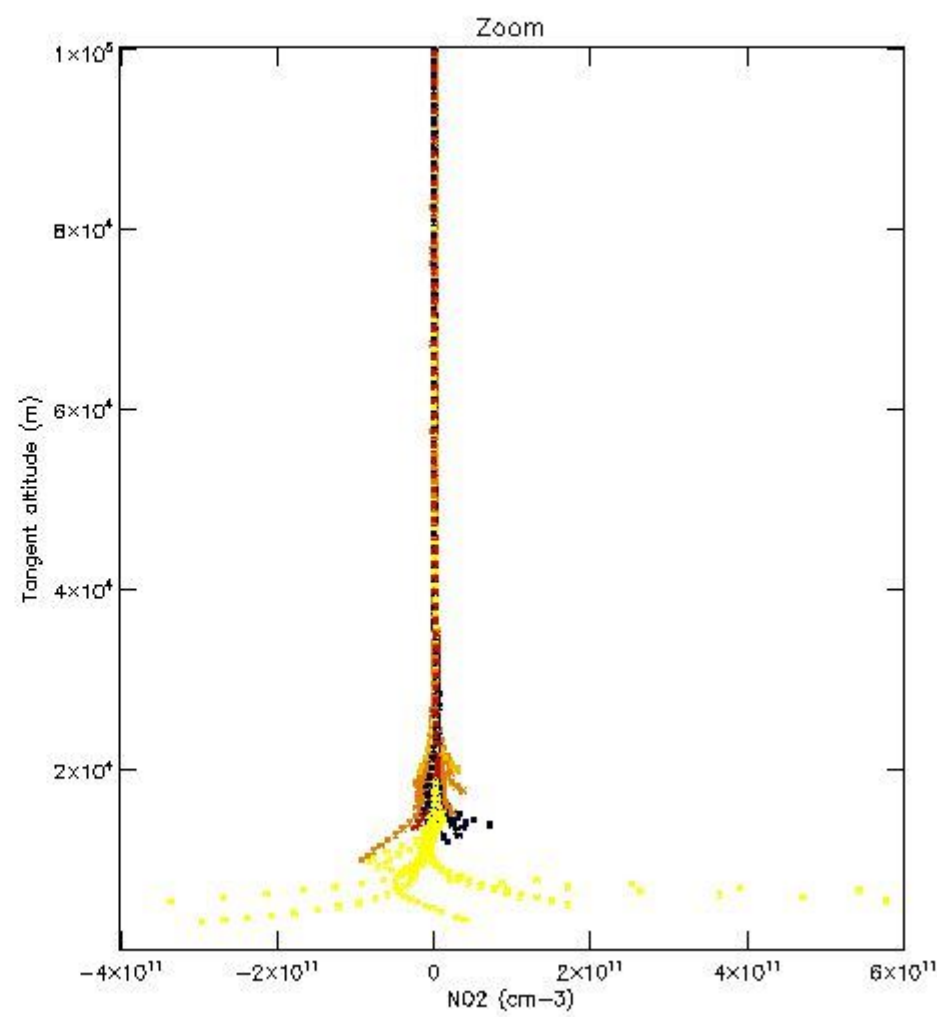
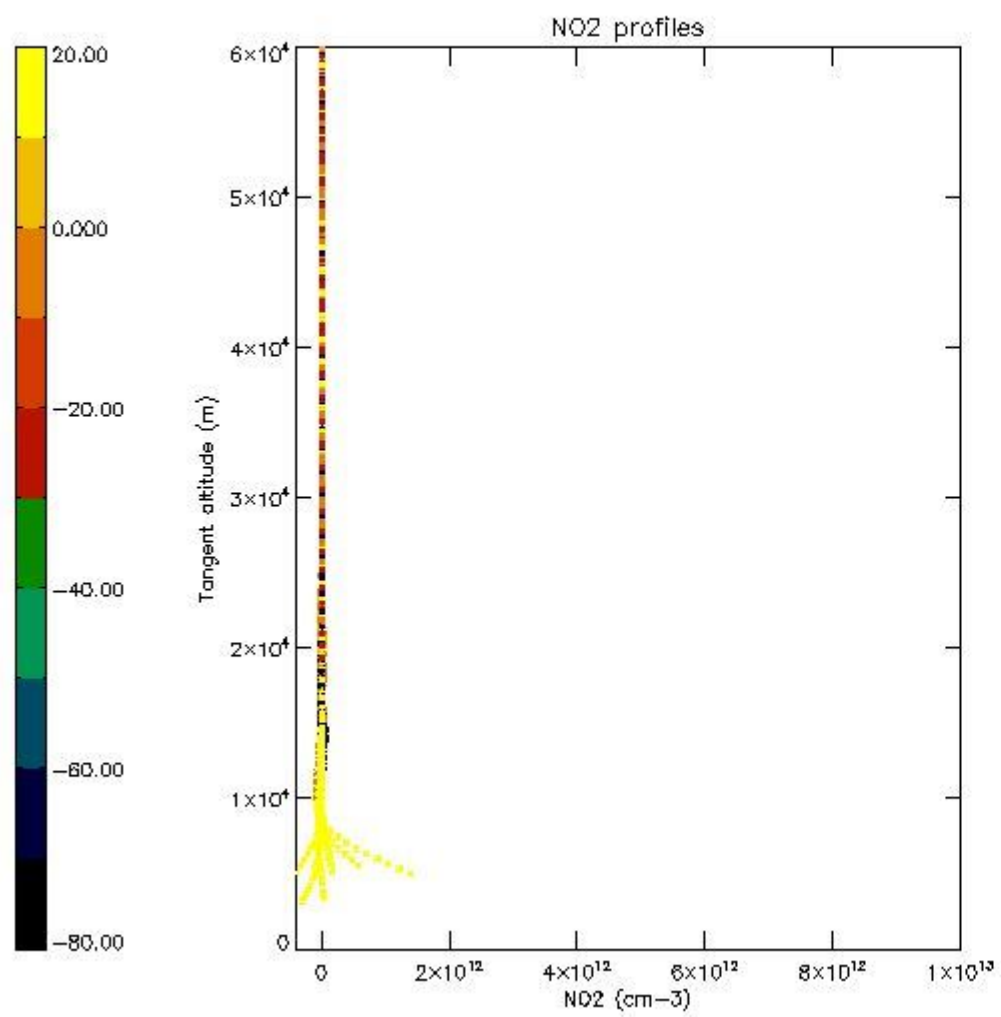
5.5 Plot ozone profiles where STD < 5% (dark without errors)

The colorbar represents the latitude.



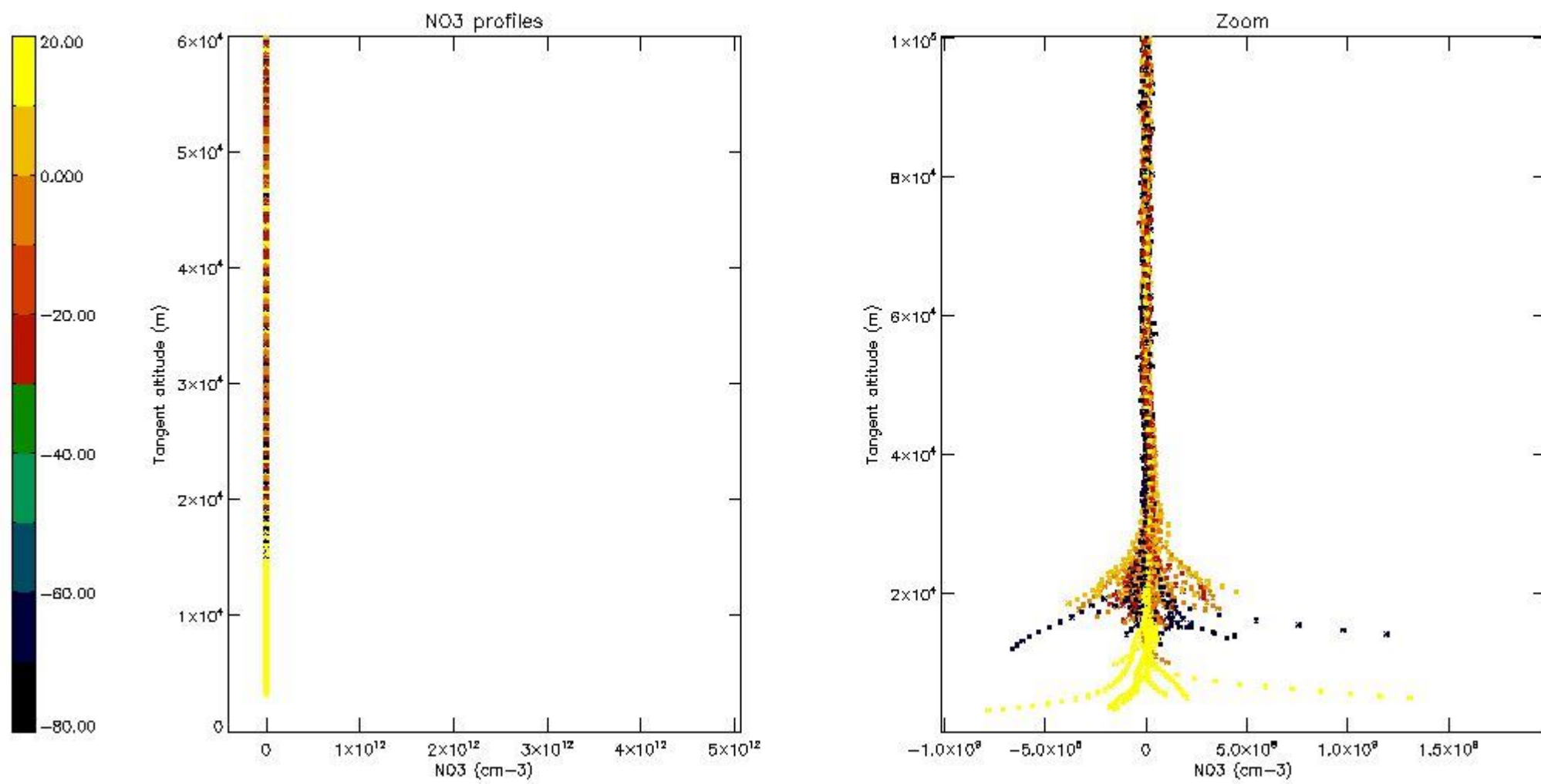
5.6 Plot NO₂ profiles for all STD (dark without errors)

The colorbar represents the latitude.



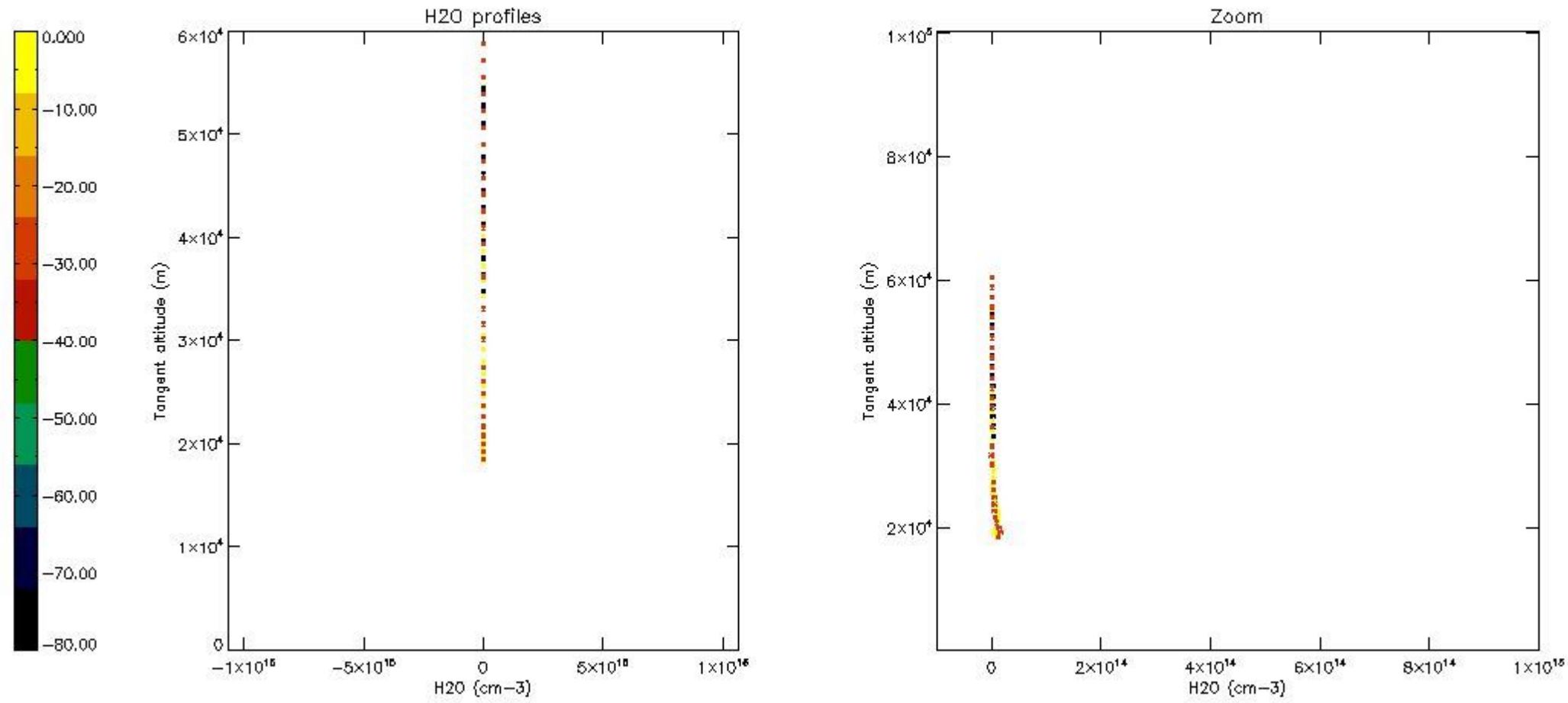
5.7 Plot NO3 profiles for all STD (dark without errors)

The colorbar represents the latitude.



5.8 Plot H₂O profiles for all STD (only for occultations of stars 1,2,3,4,13,14,16,26,63 dark without errors)

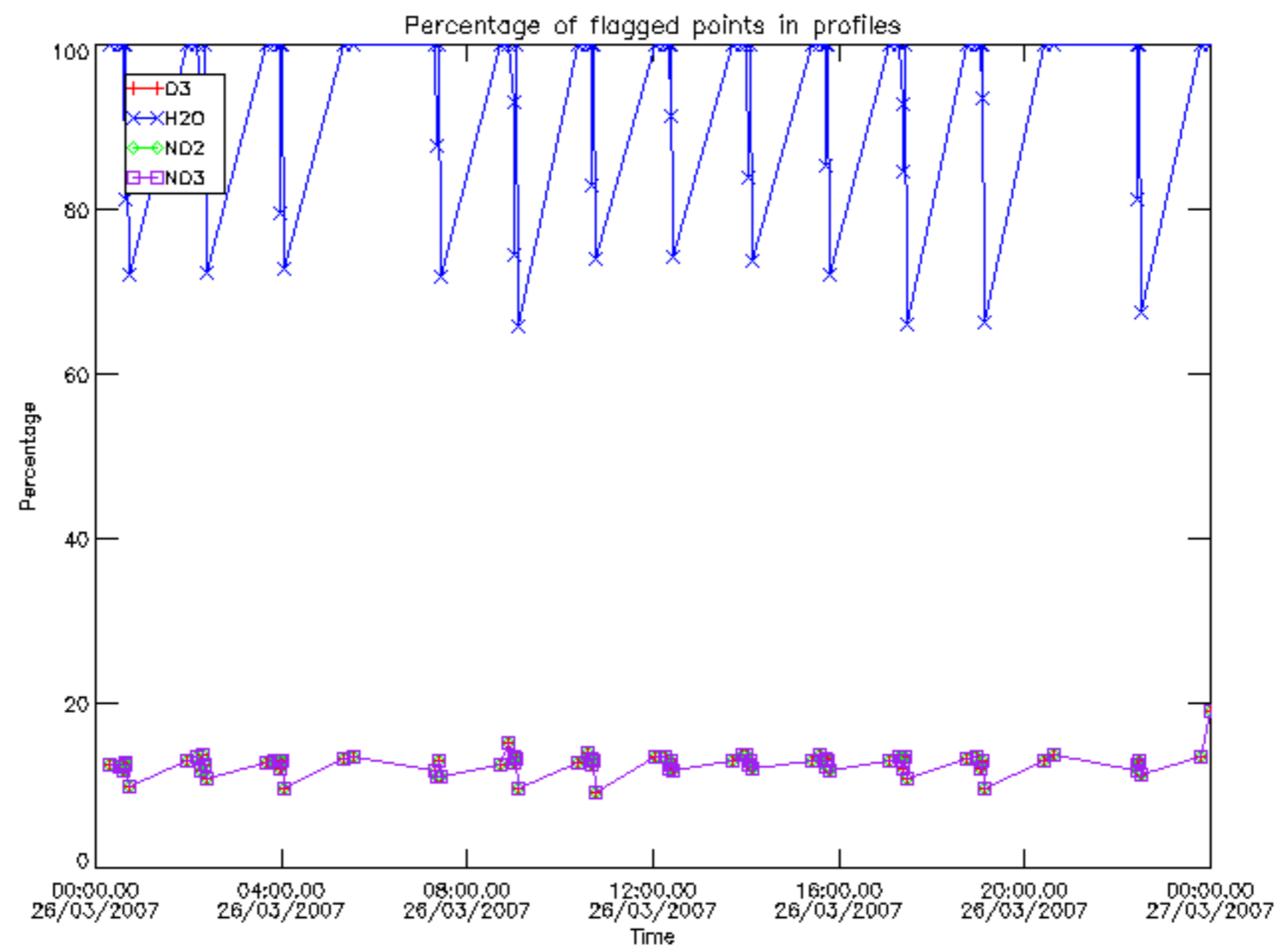
The colorbar represents the latitude.



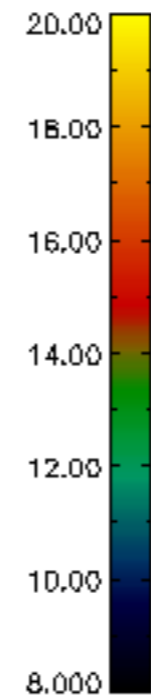
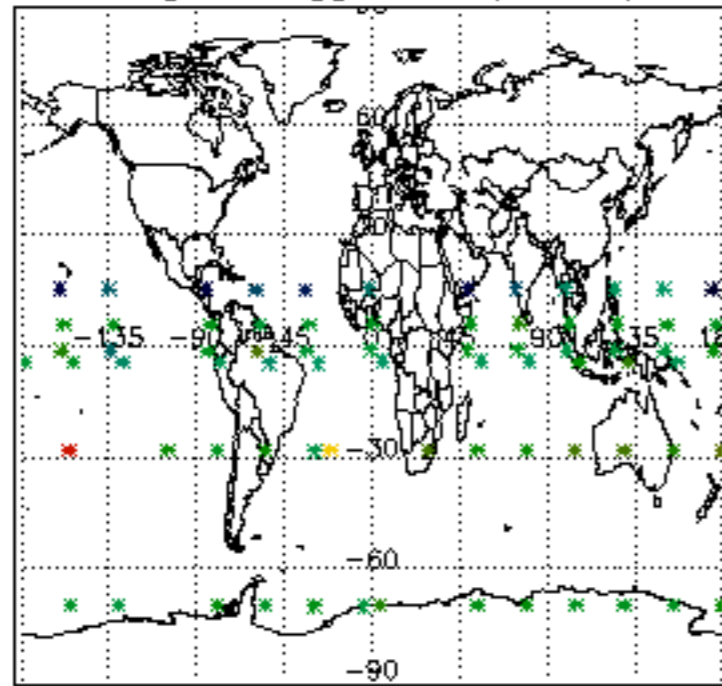
6. Auxiliary Data Files used for the production reported in section 2

The number reported in the third column indicates since which file (see list in section 2) the corresponding auxiliary file has been used. The fourth column is the date of those product files.

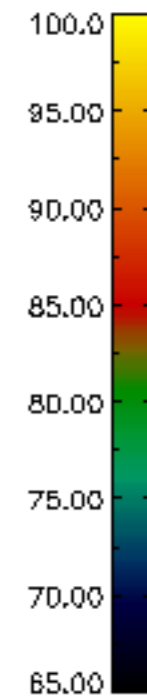
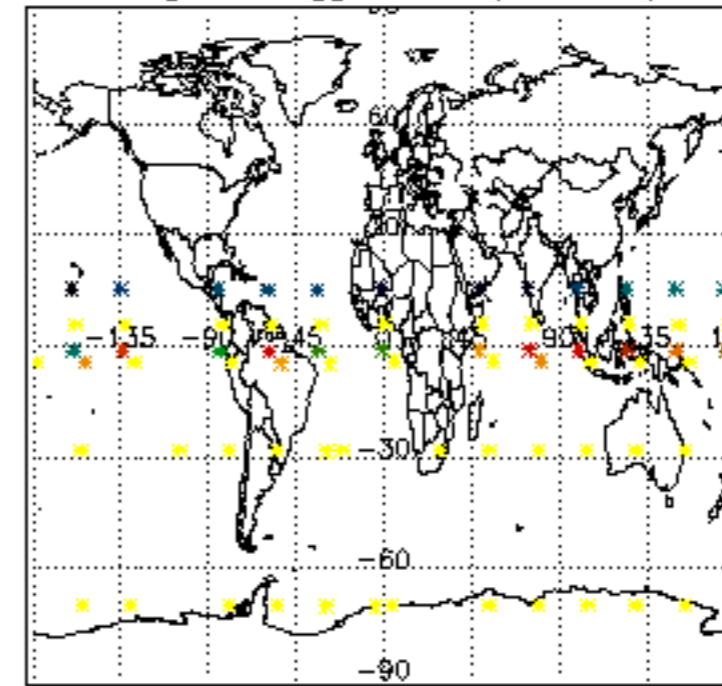
Type	Auxiliary Filename	Used since product	Used since product date
INST_PHYS_CHARACTERISTICS	GOM_INS_AXVIEC20091111_143220_20030716_120000_20500101_000000	1	26-MAR-2007 00:15:49
LEVEL-2_PROC_CONFIG	GOM_PR2_AXVIEC20091111_152718_20020301_000000_20500101_000000	1	26-MAR-2007 00:15:49
CROSS_SECTIONS_FILE	GOM_CRS_AXVIEC20091111_154832_20020301_000000_20500101_000000	1	26-MAR-2007 00:15:49



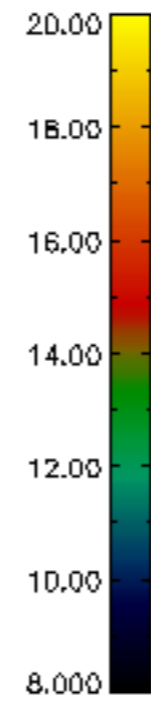
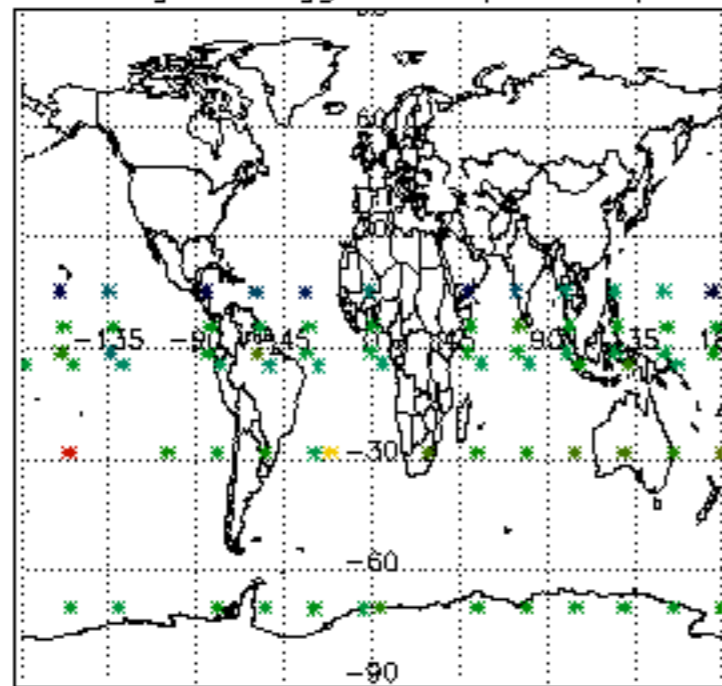
Percentage of flagged data per D3 profile



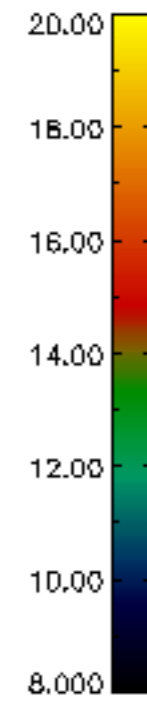
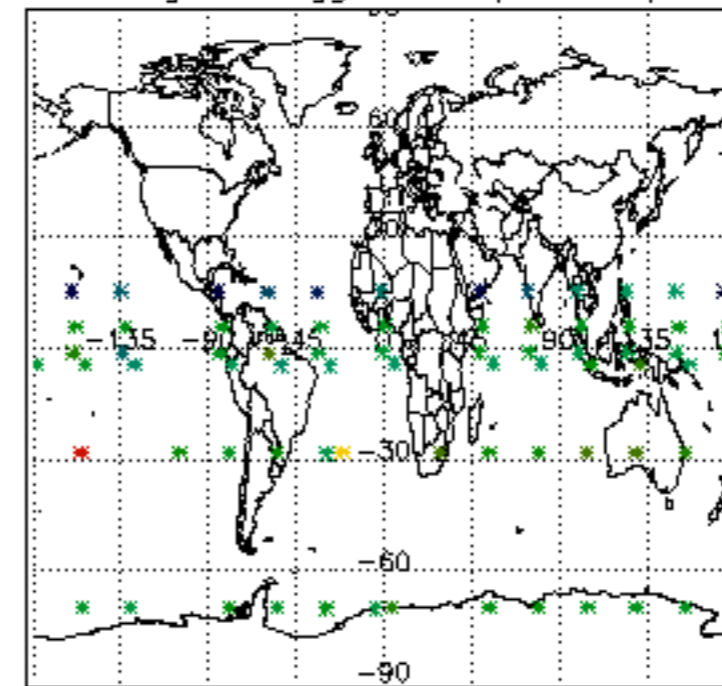
Percentage of flagged data per H2O profile

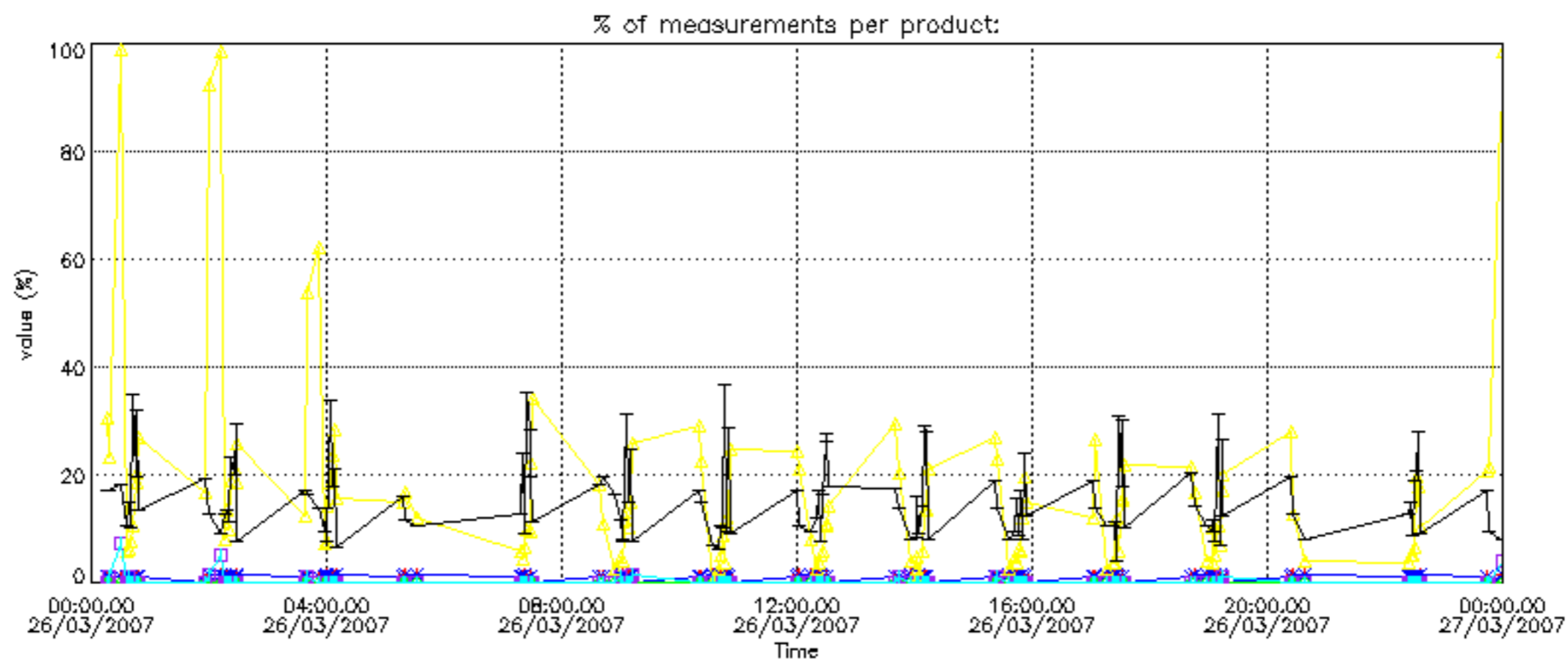


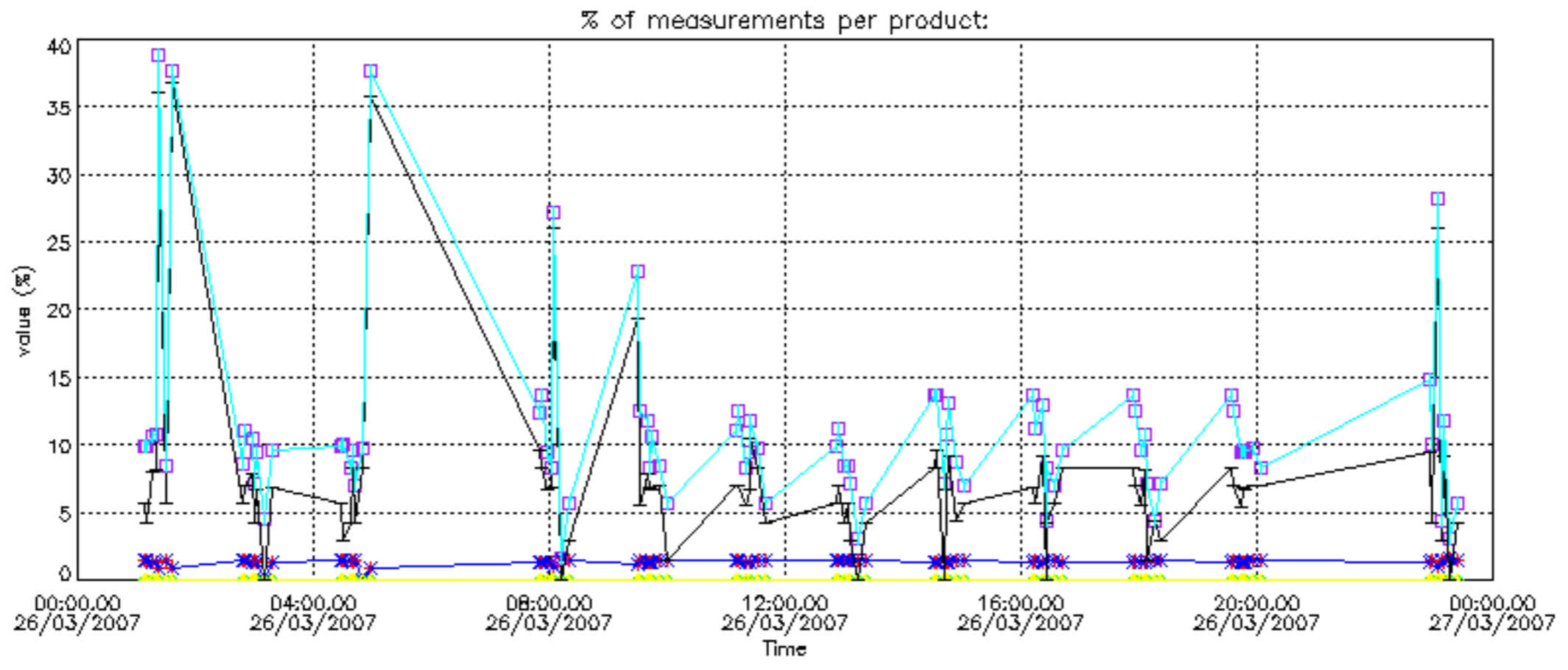
Percentage of flagged data per NO2 profile



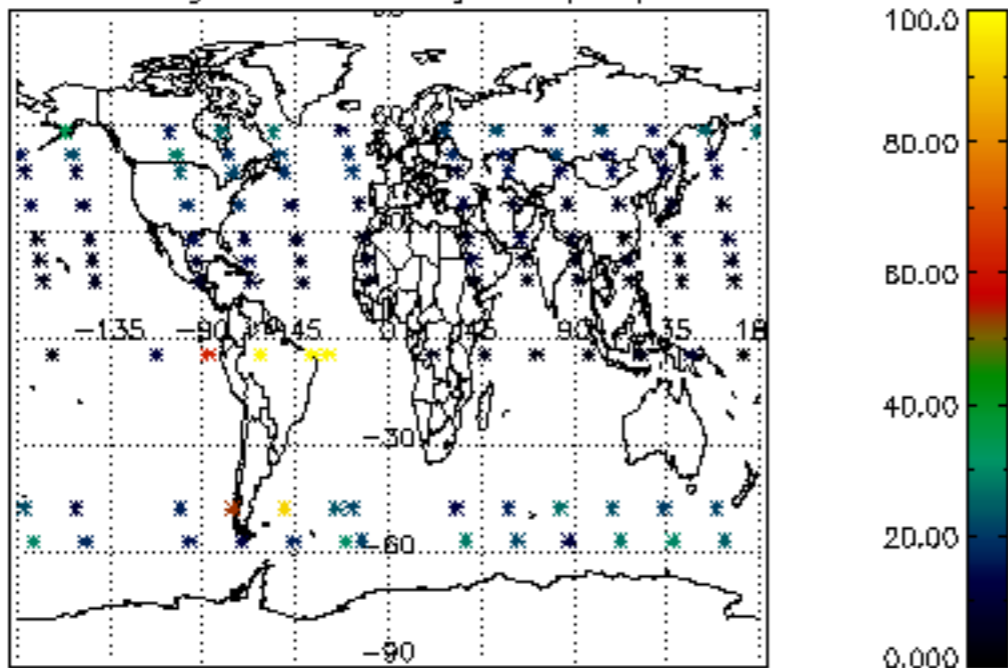
Percentage of flagged data per NO3 profile



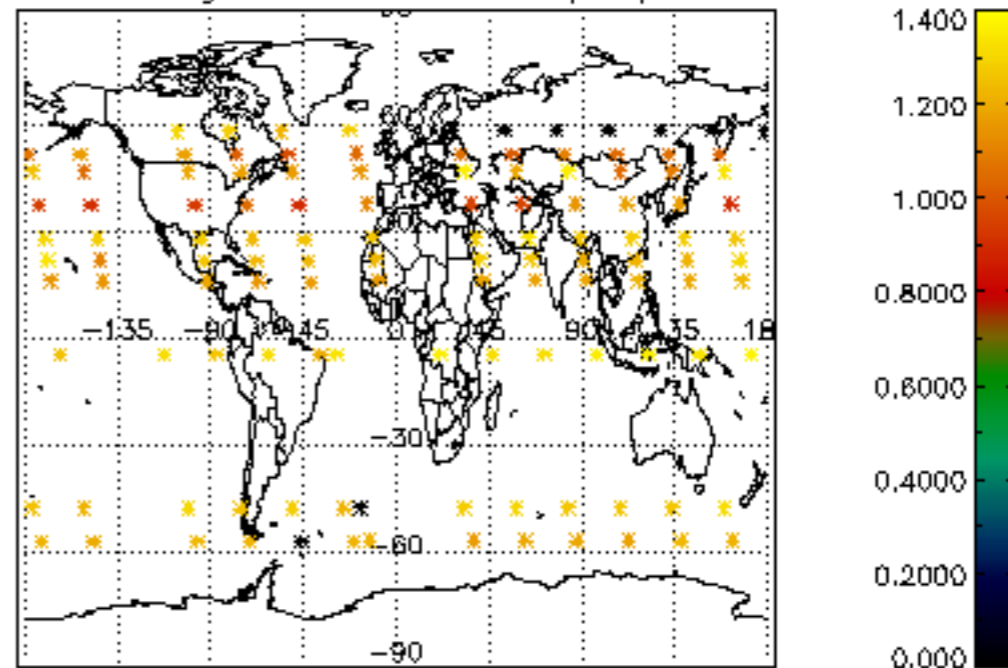




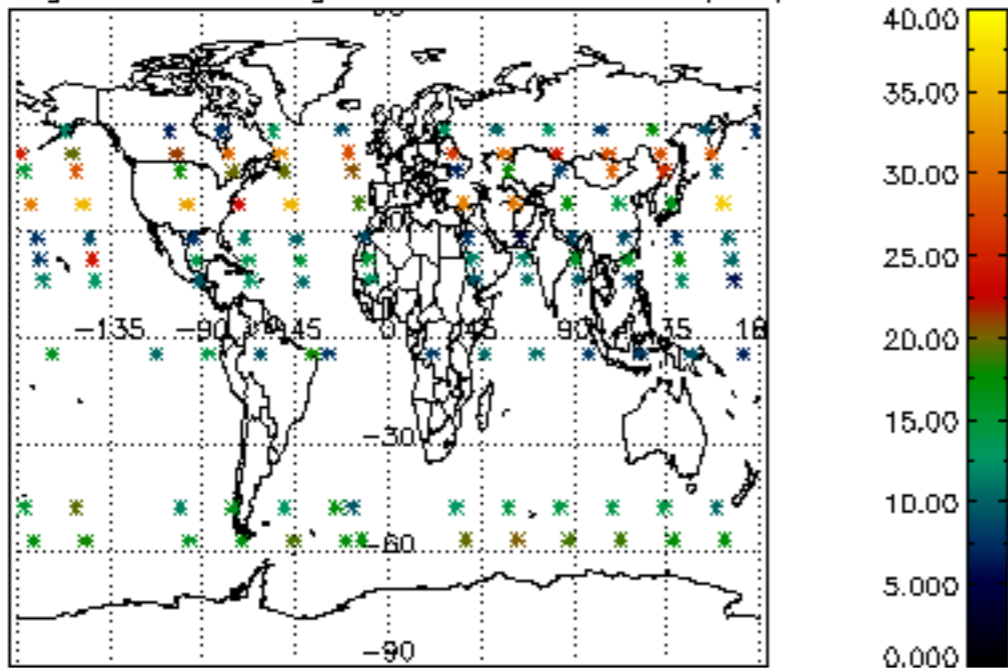
Percentage of cosmic ray hits per profile



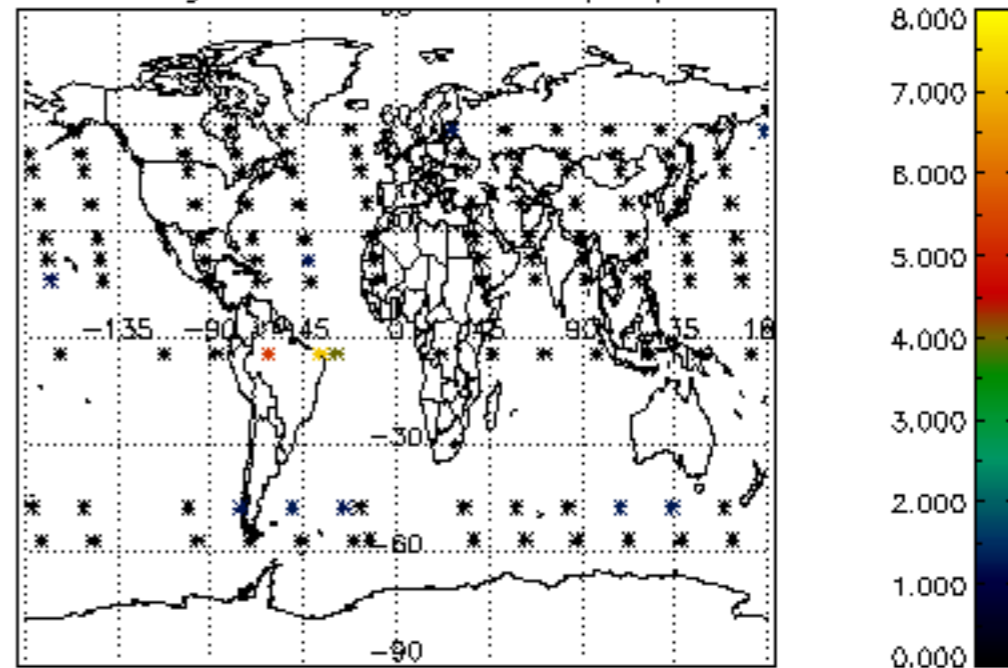
Percentage of datation errors per profile



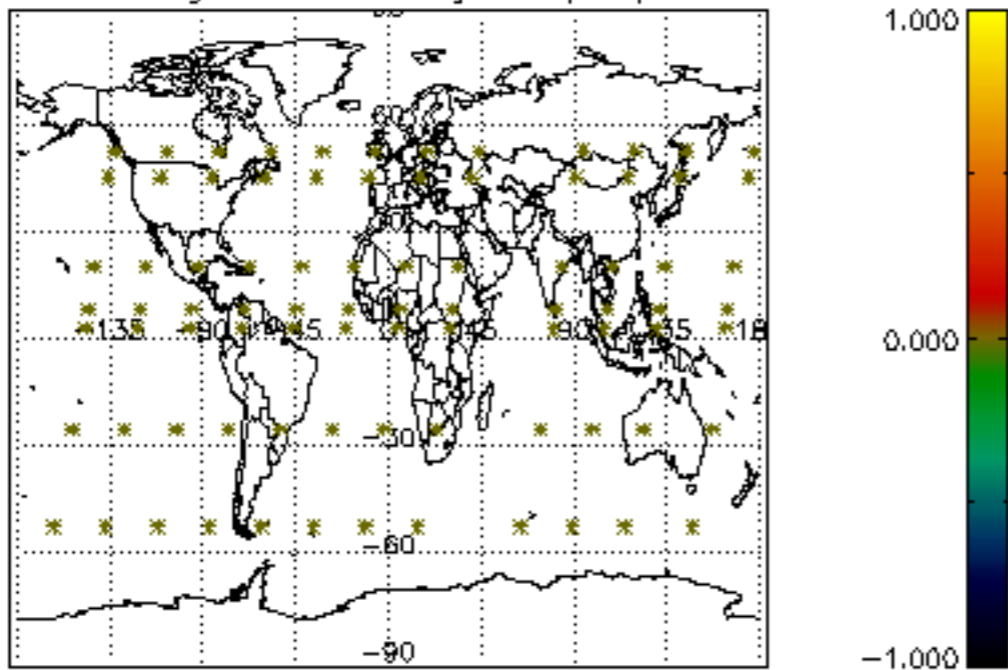
Percentage of star falling outside central band per profile



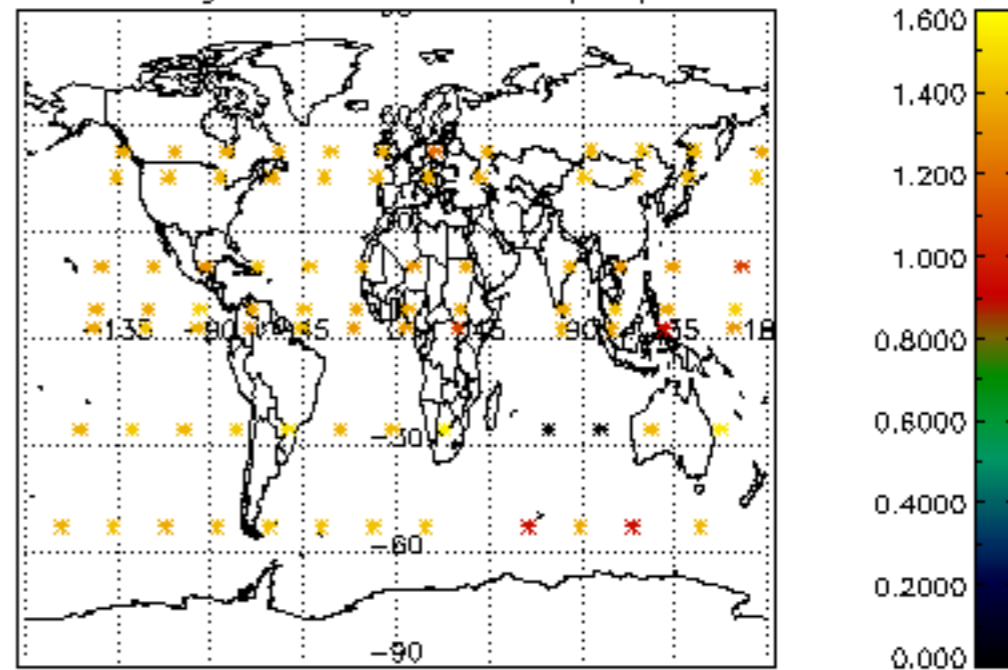
Percentage of saturation errors per profile



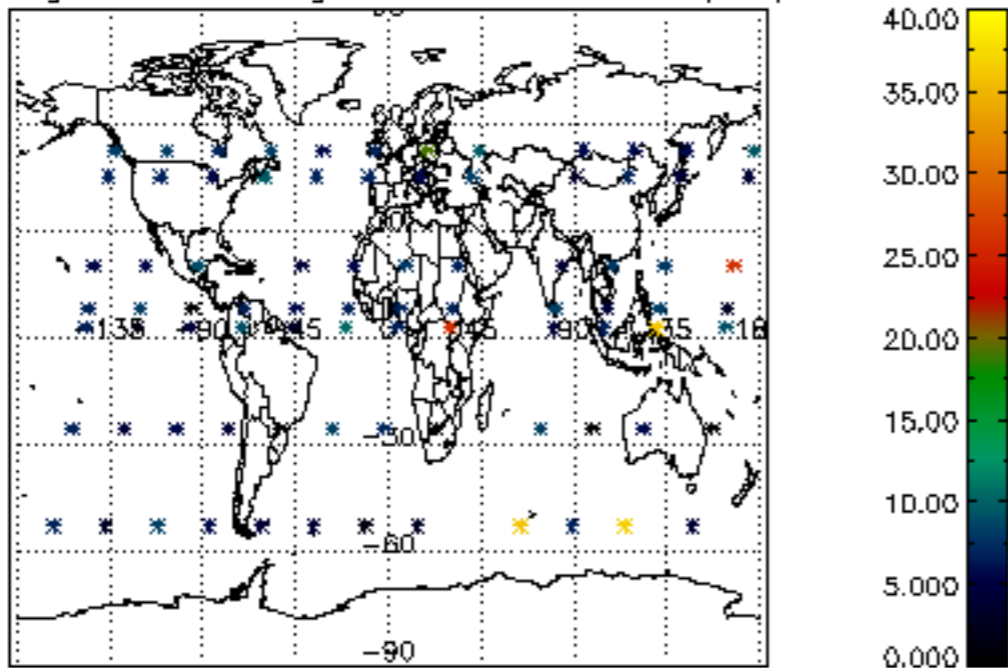
Percentage of cosmic ray hits per profile



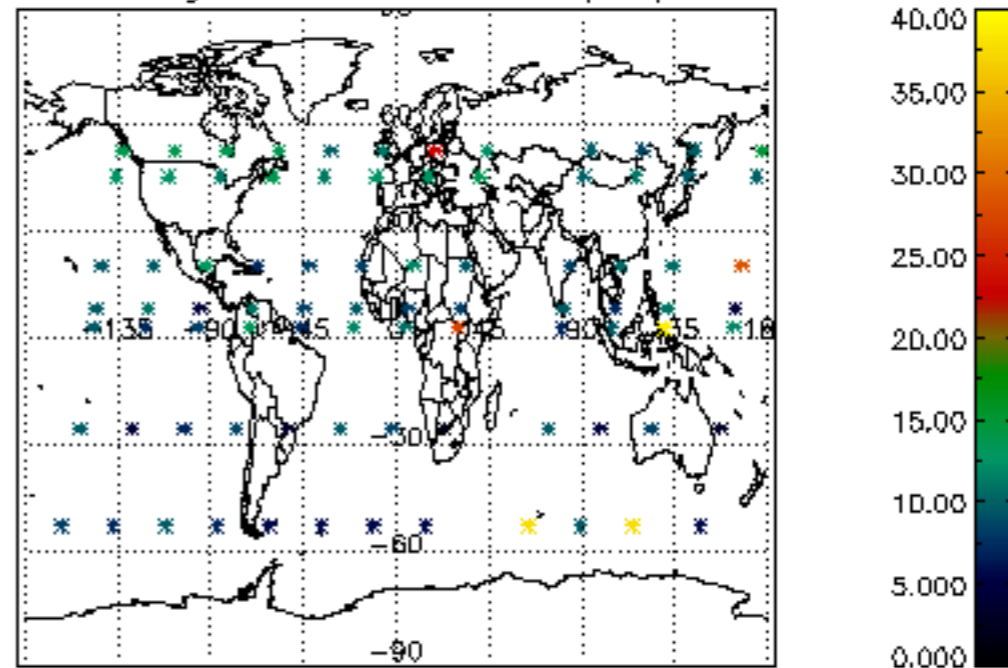
Percentage of datation errors per profile

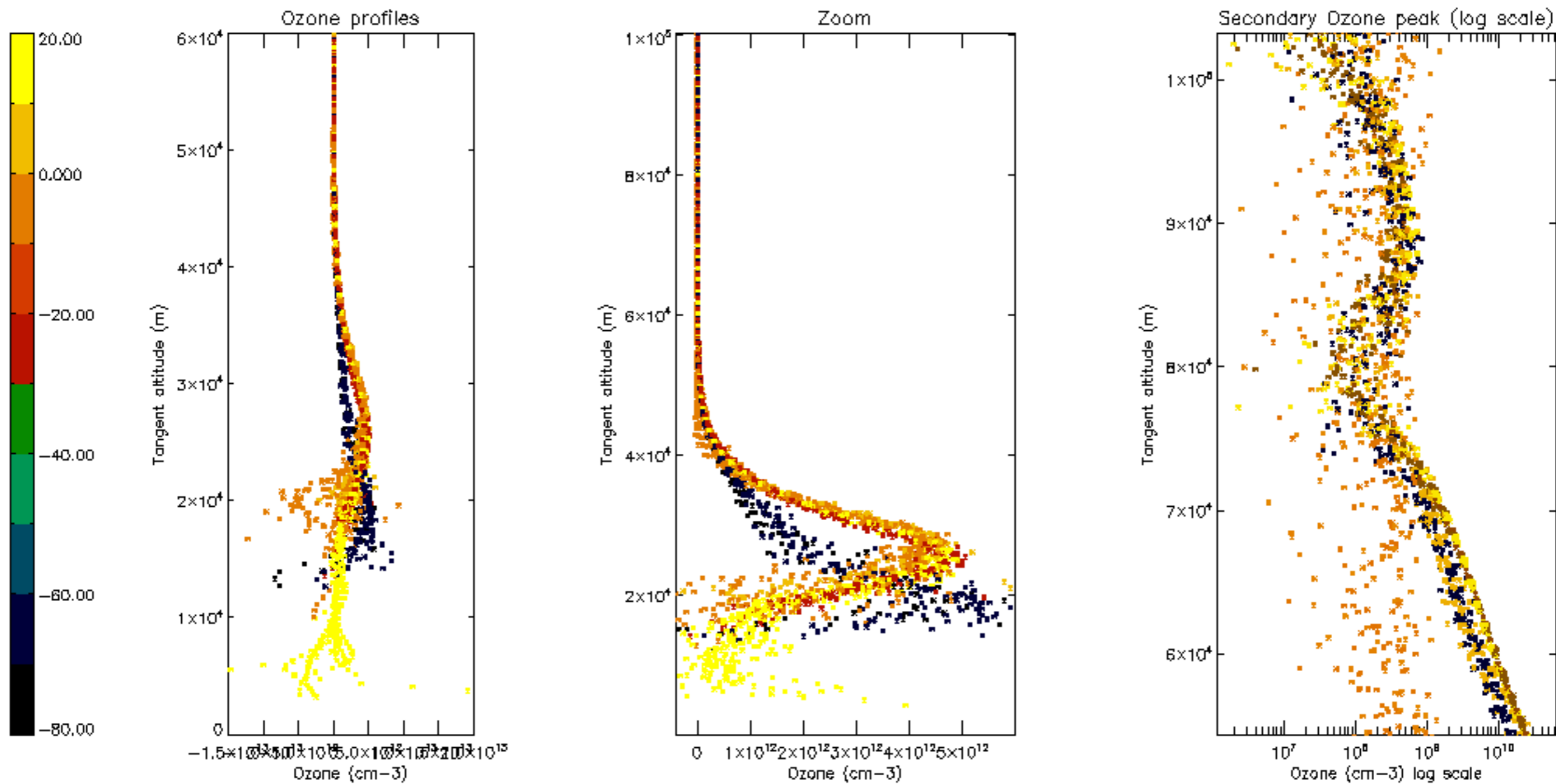


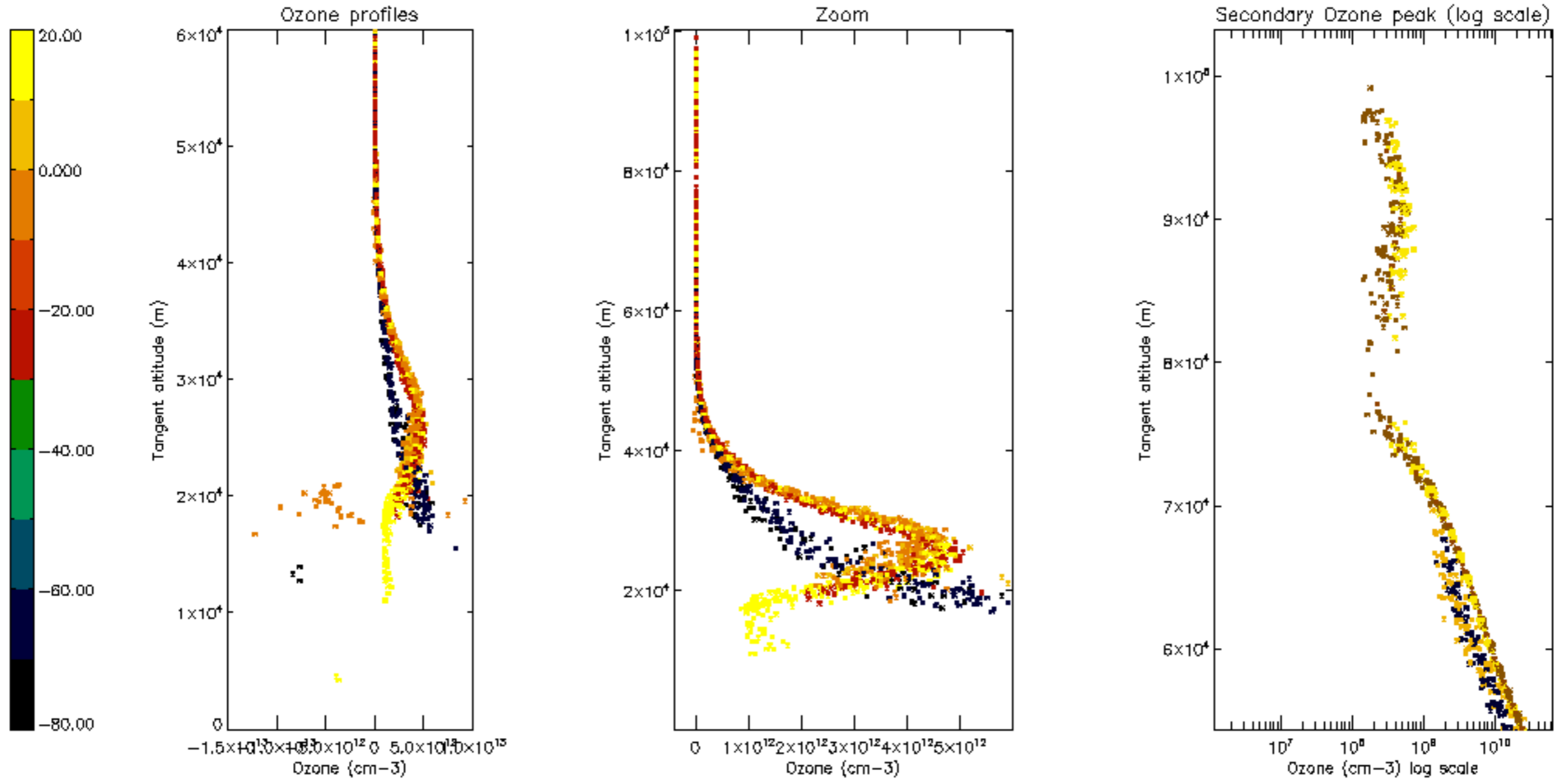
Percentage of star falling outside central band per profile

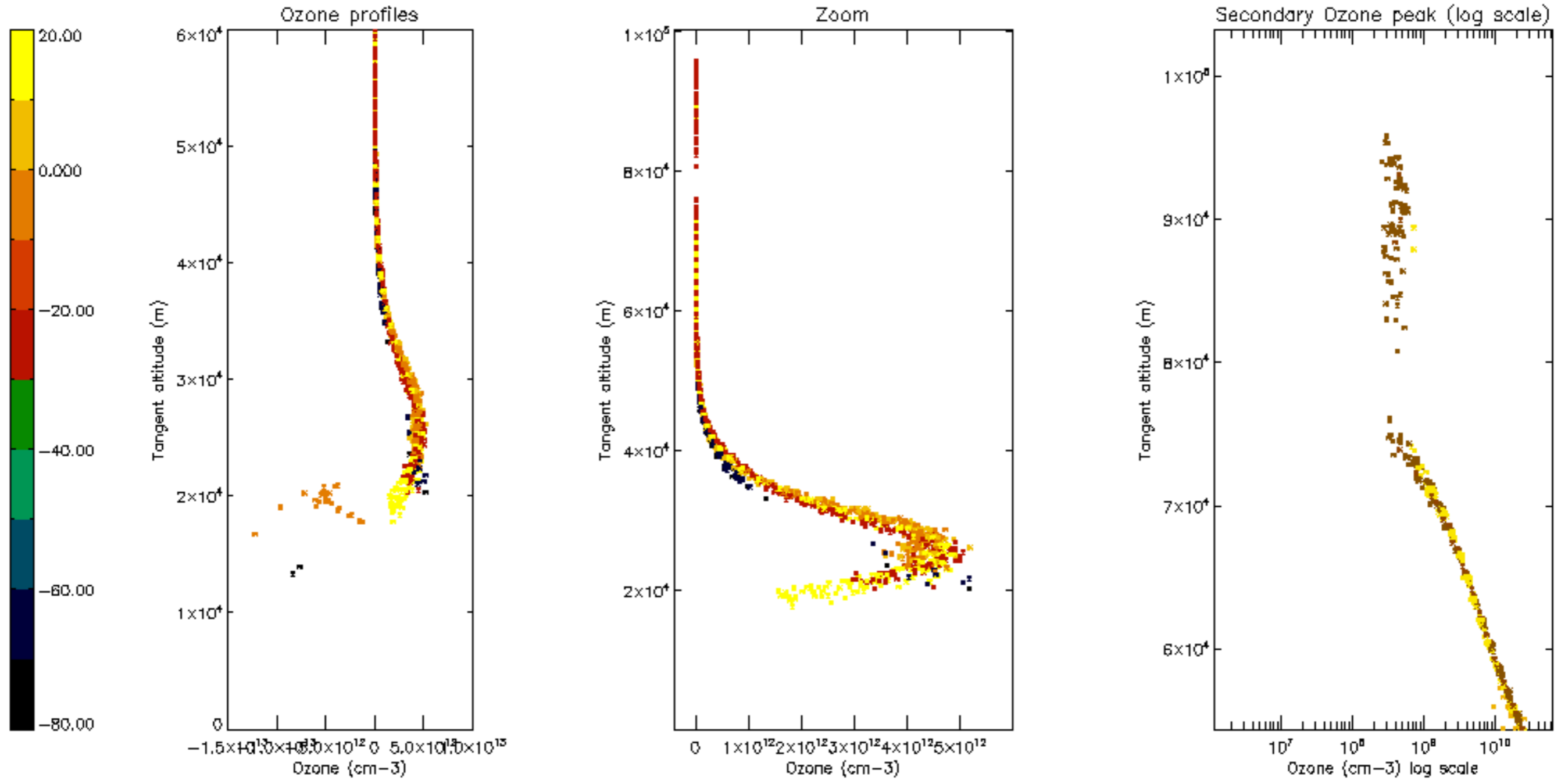


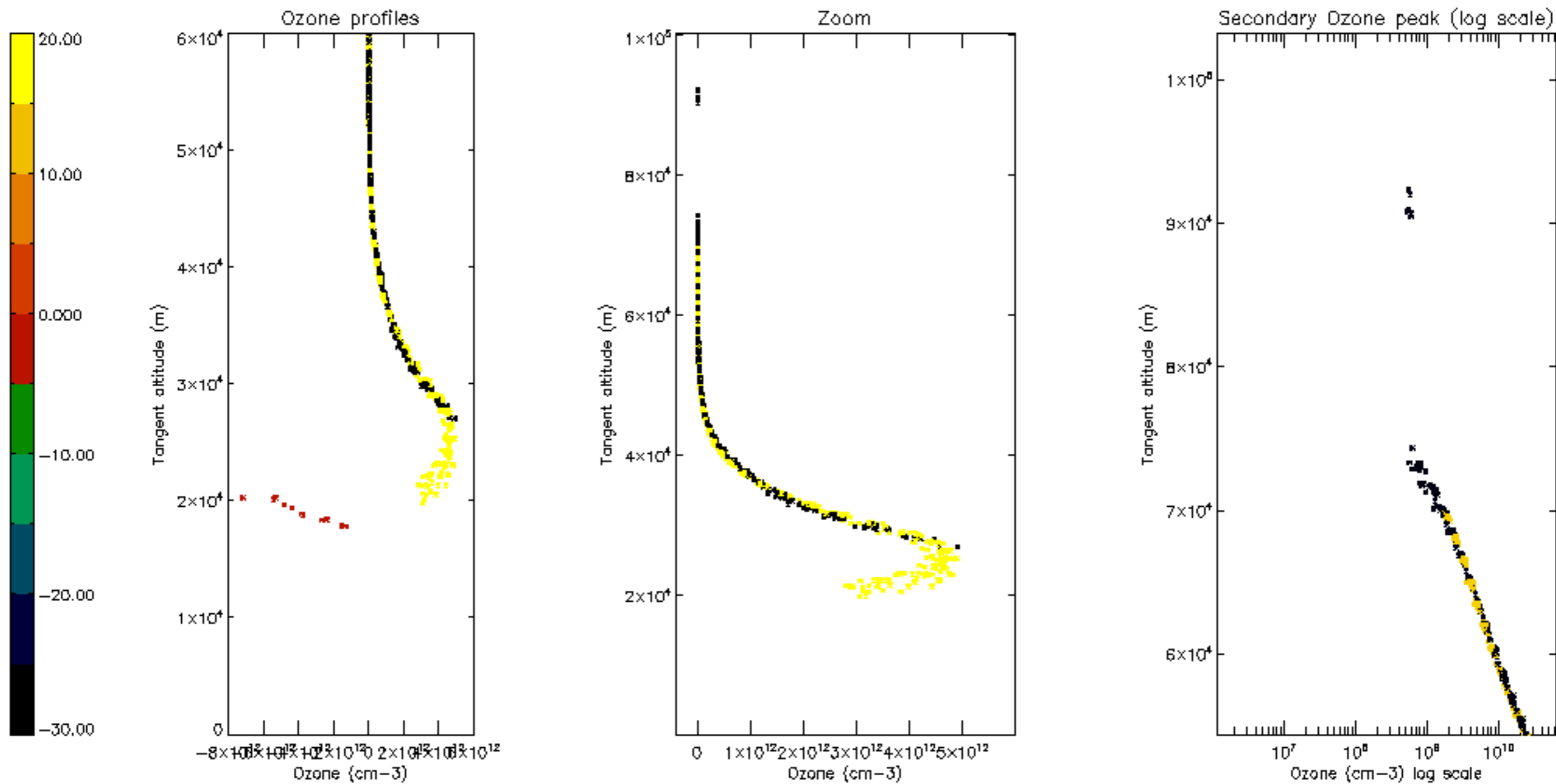
Percentage of saturation errors per profile

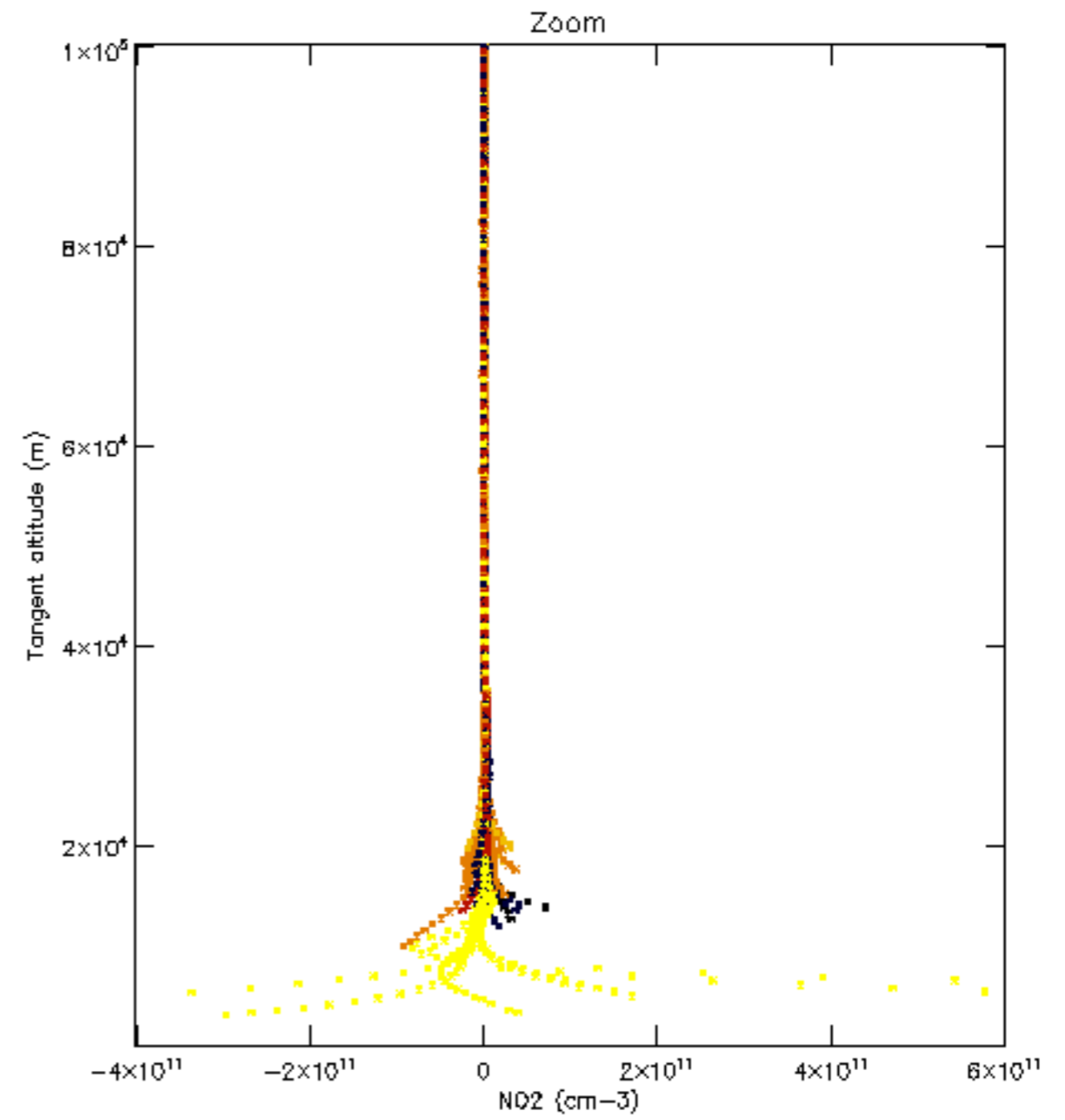
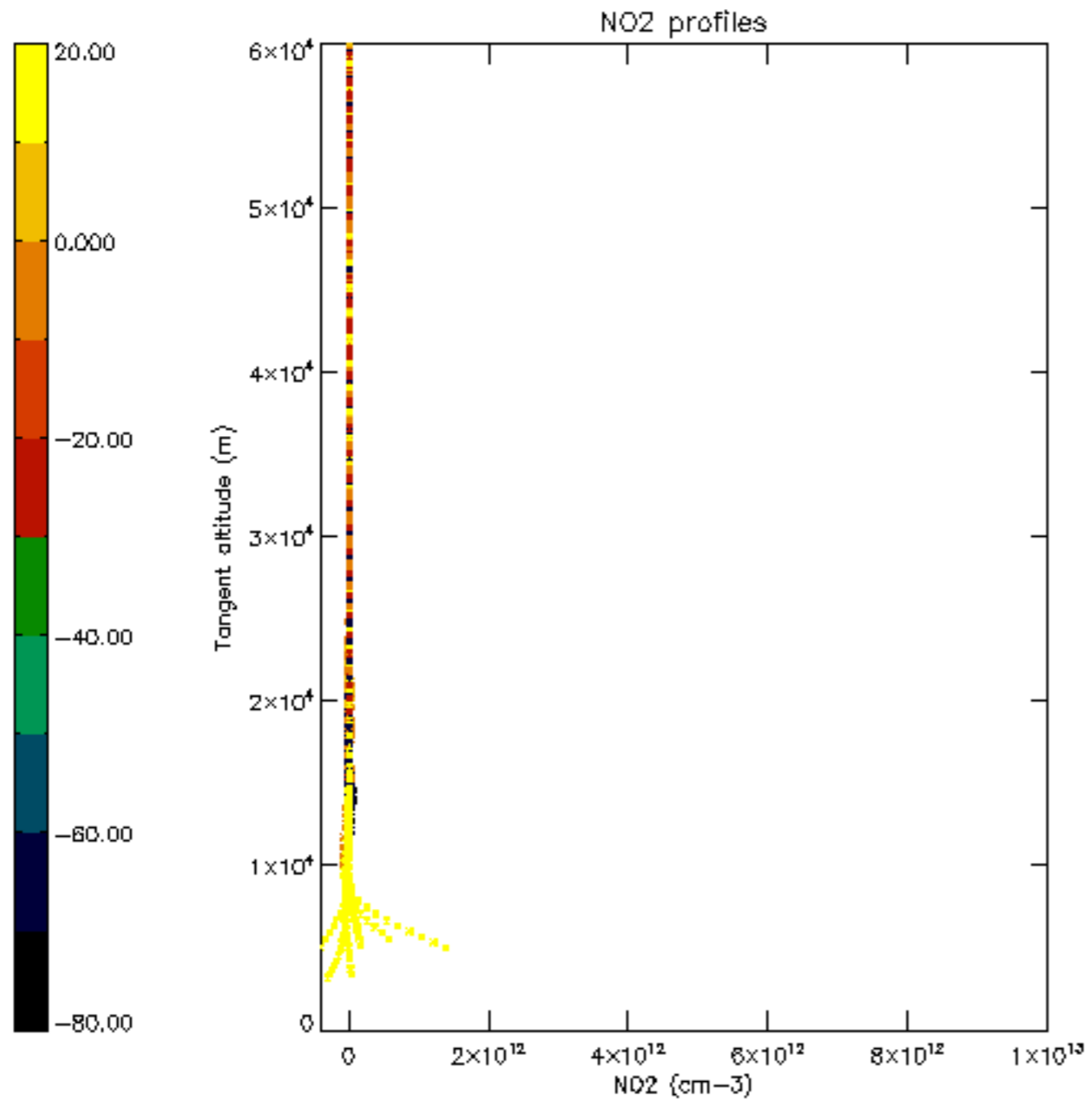


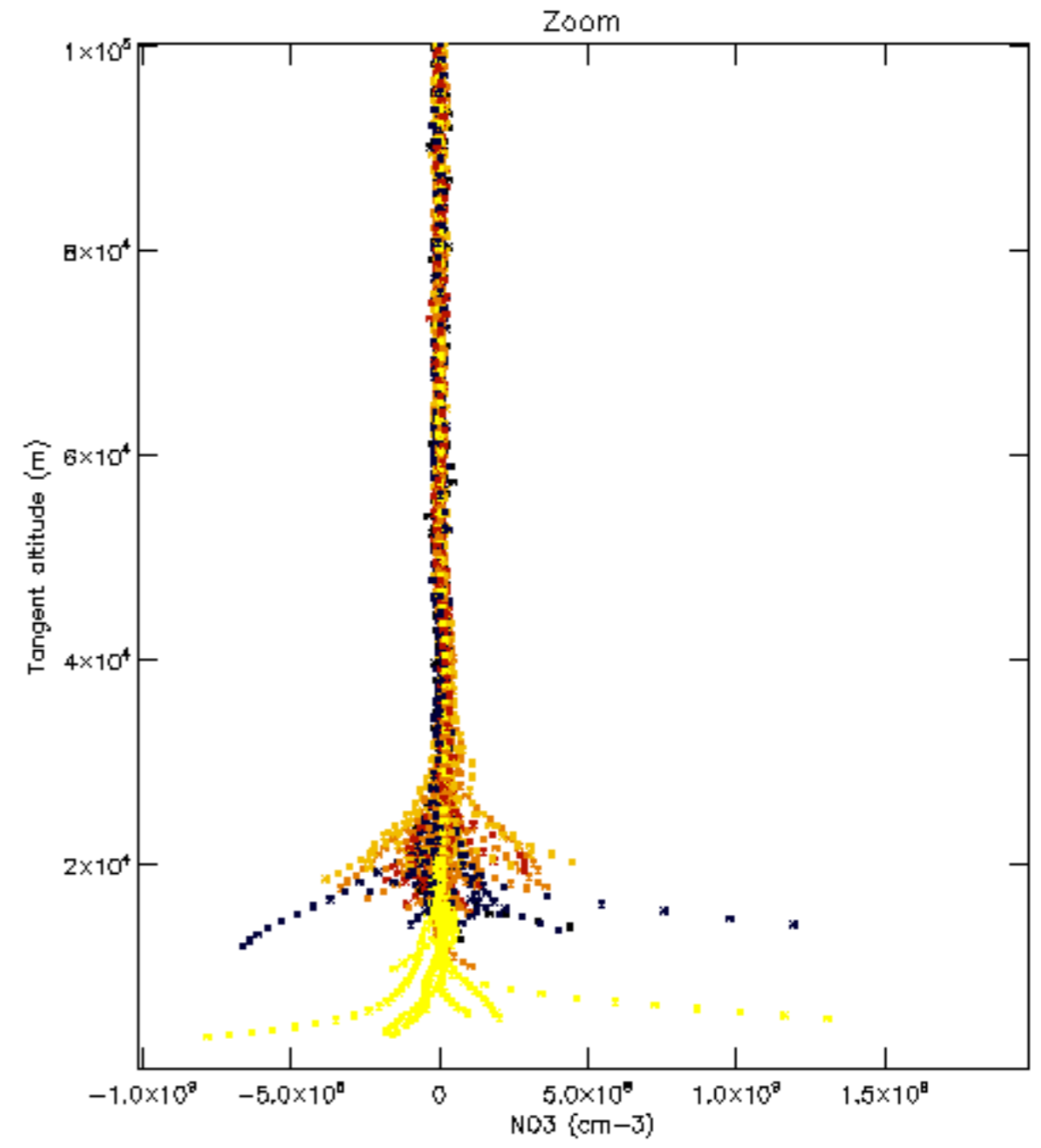
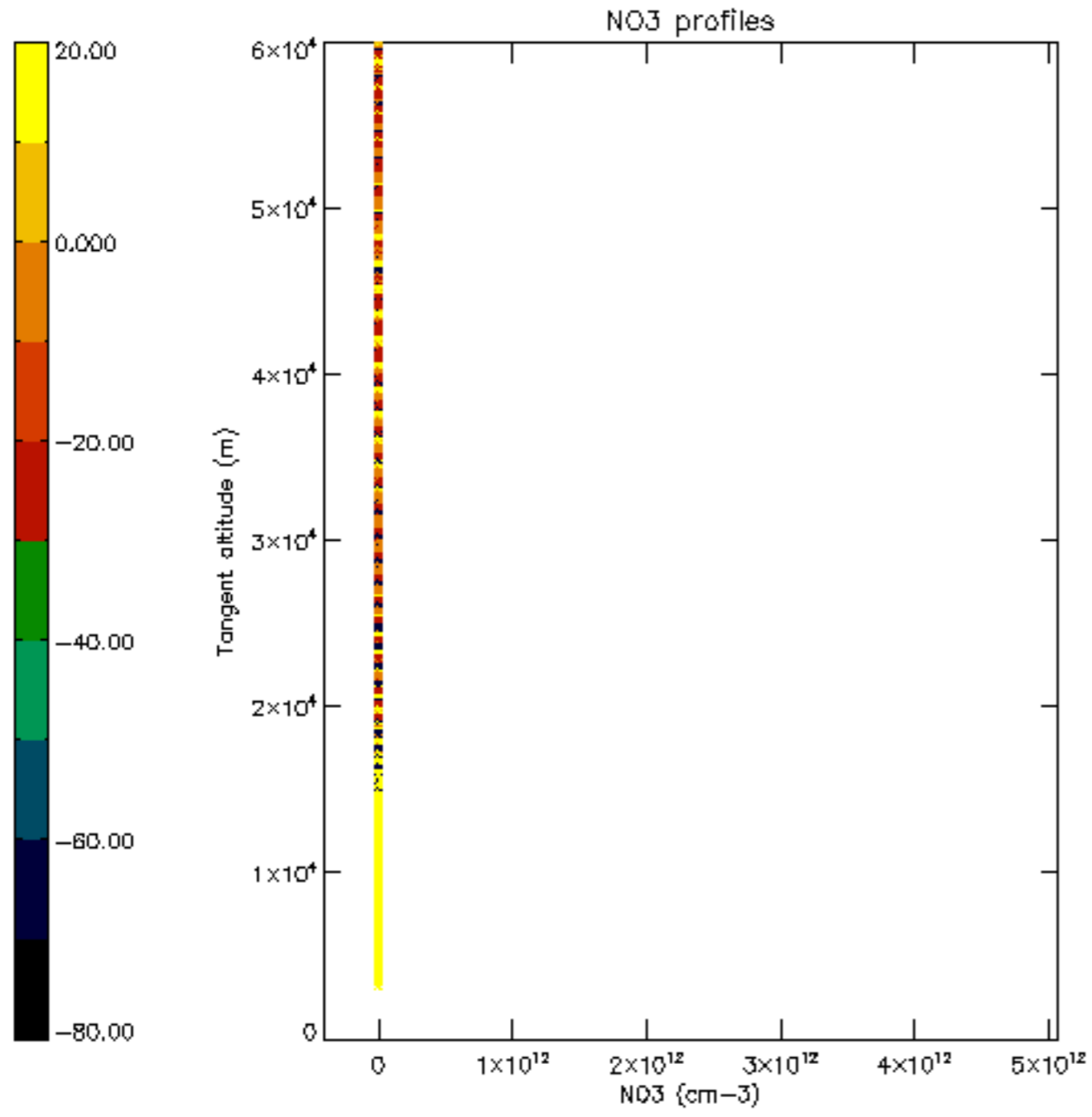


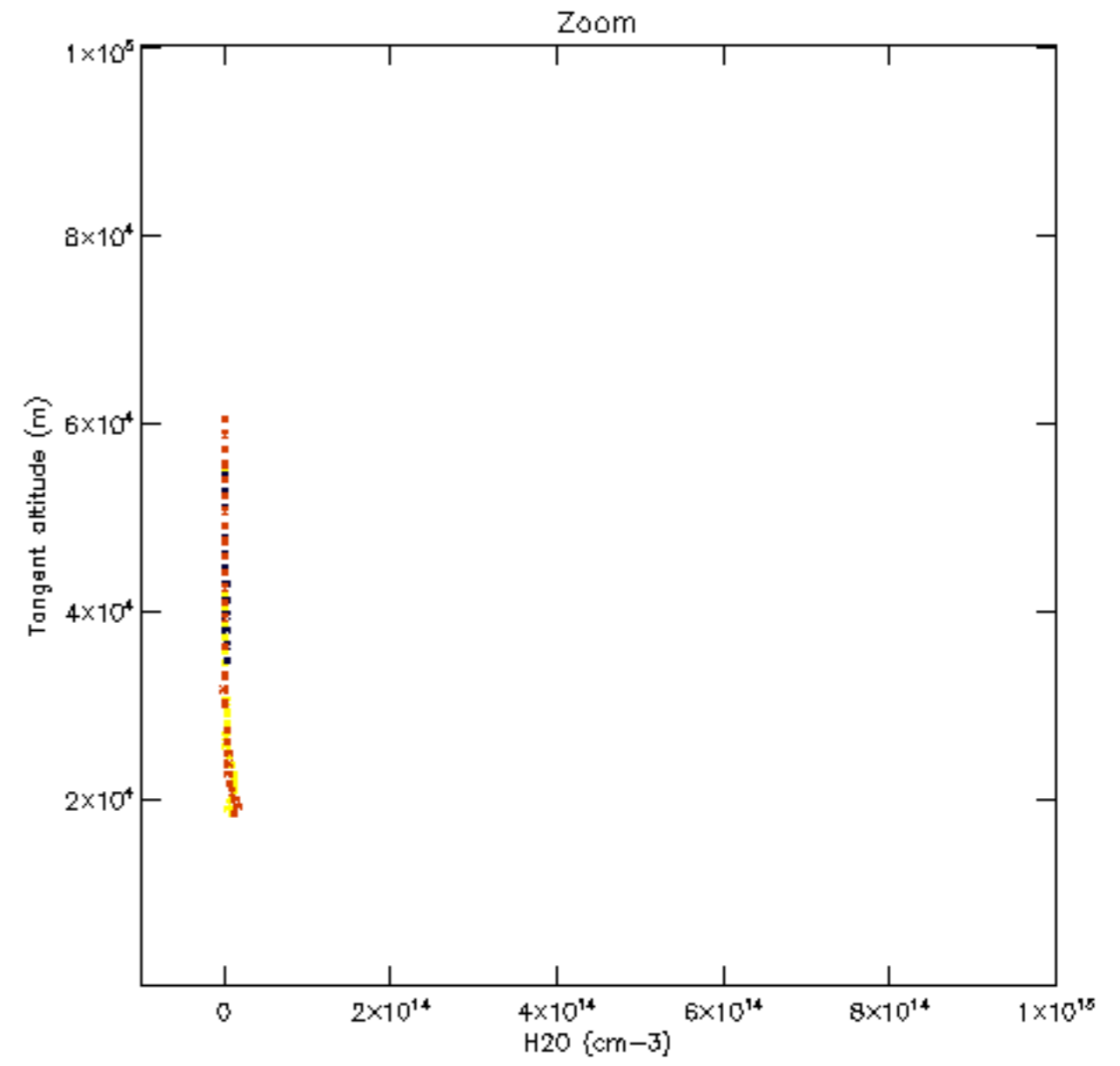
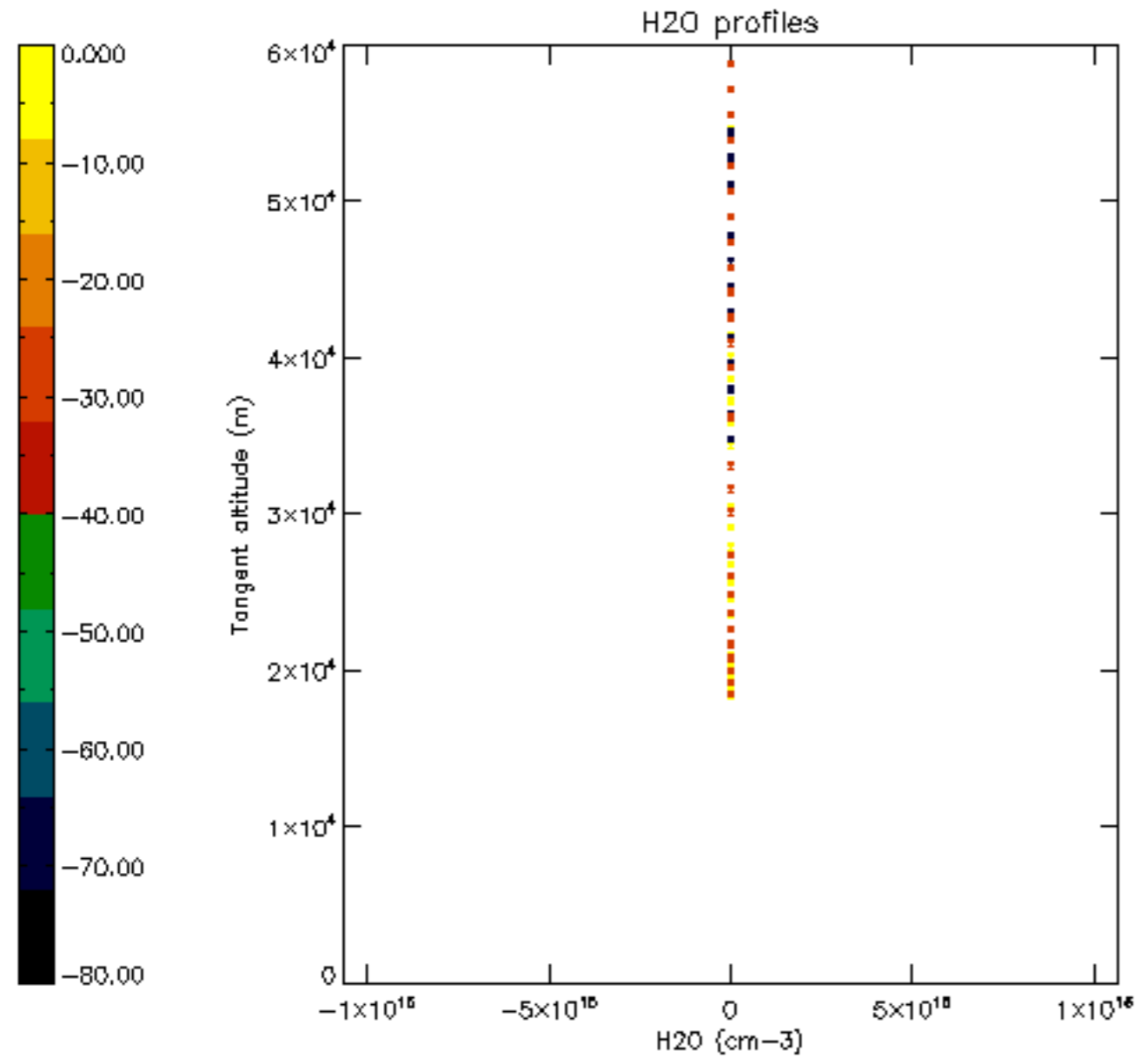


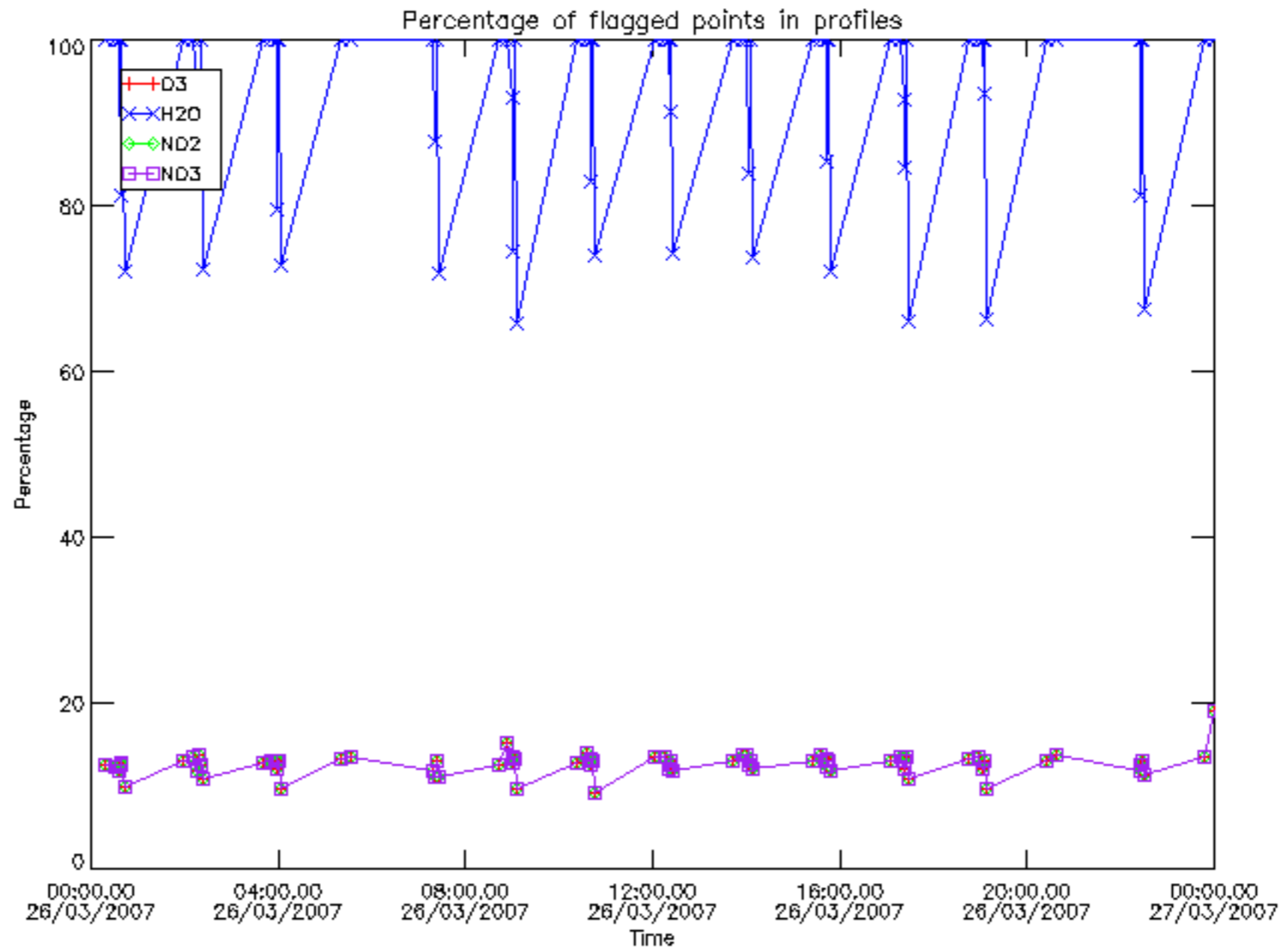




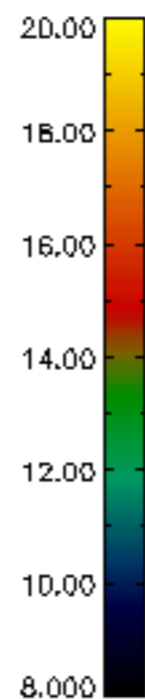
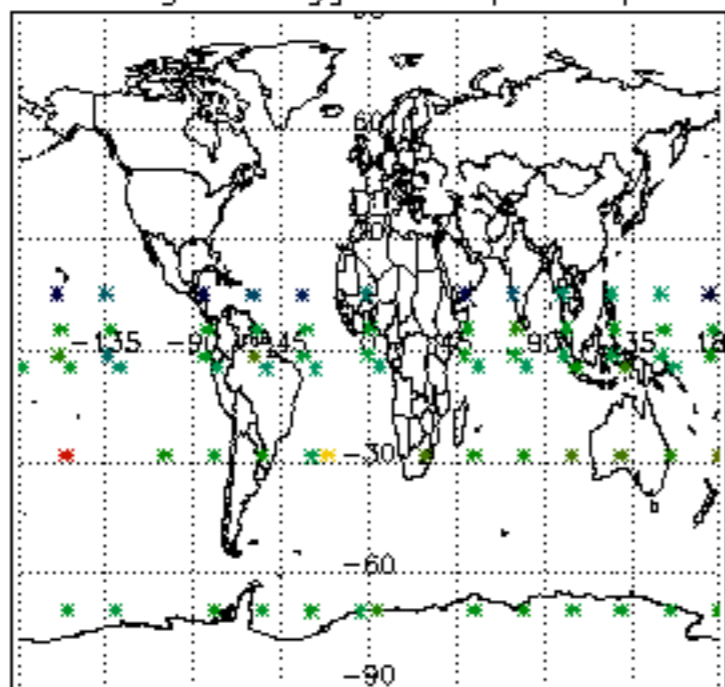




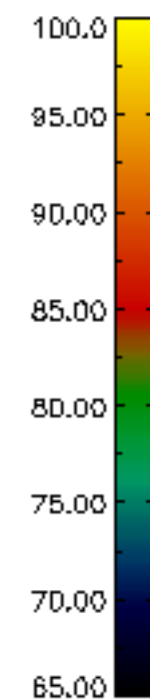
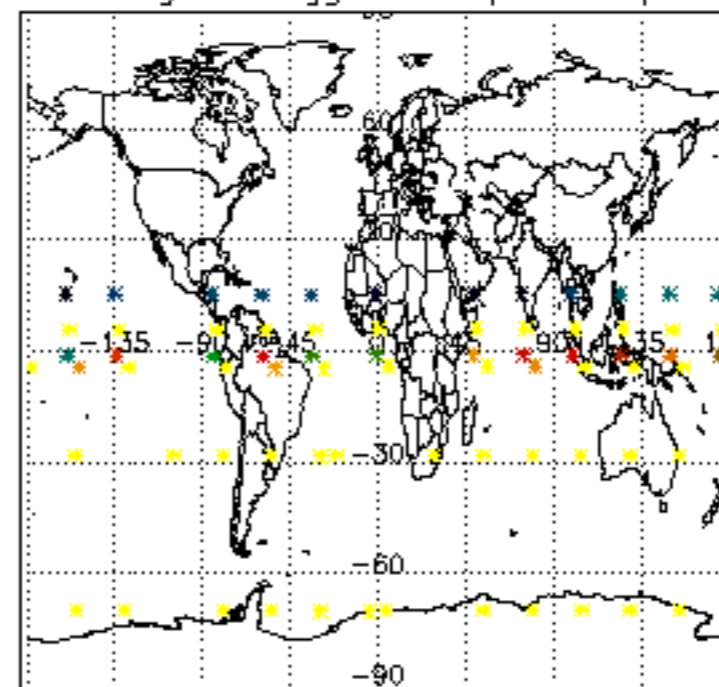




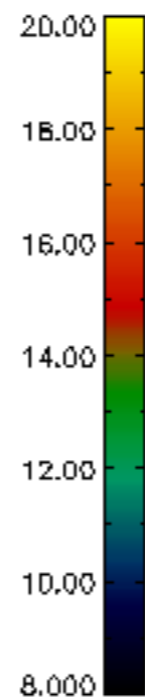
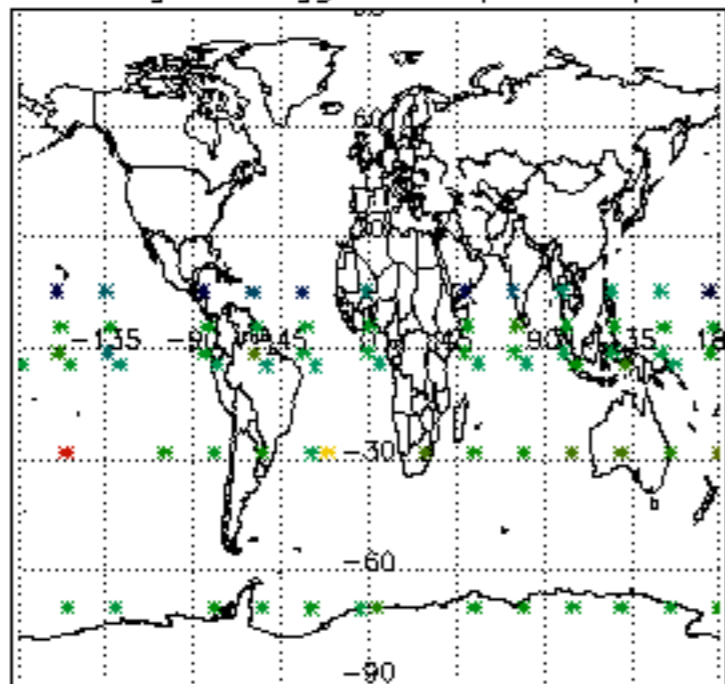
Percentage of flagged data per D3 profile



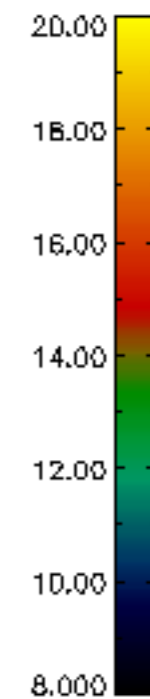
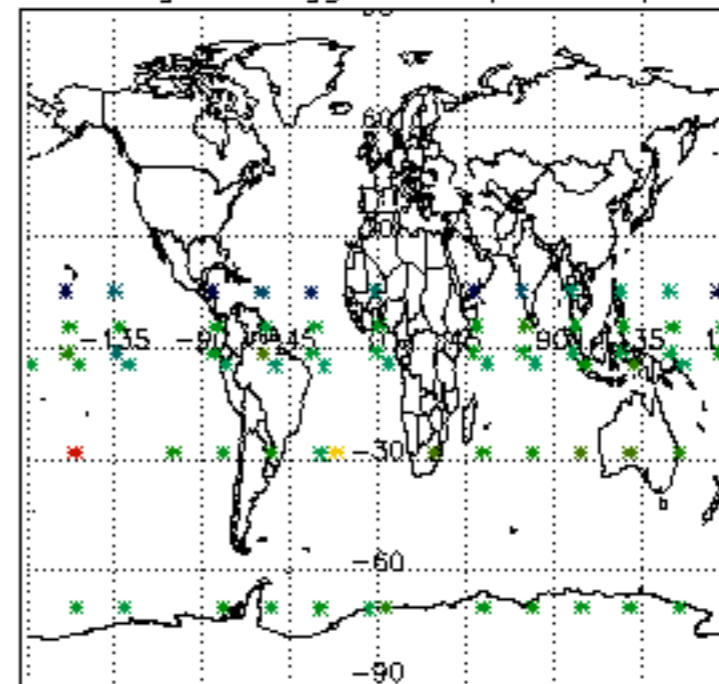
Percentage of flagged data per H2O profile

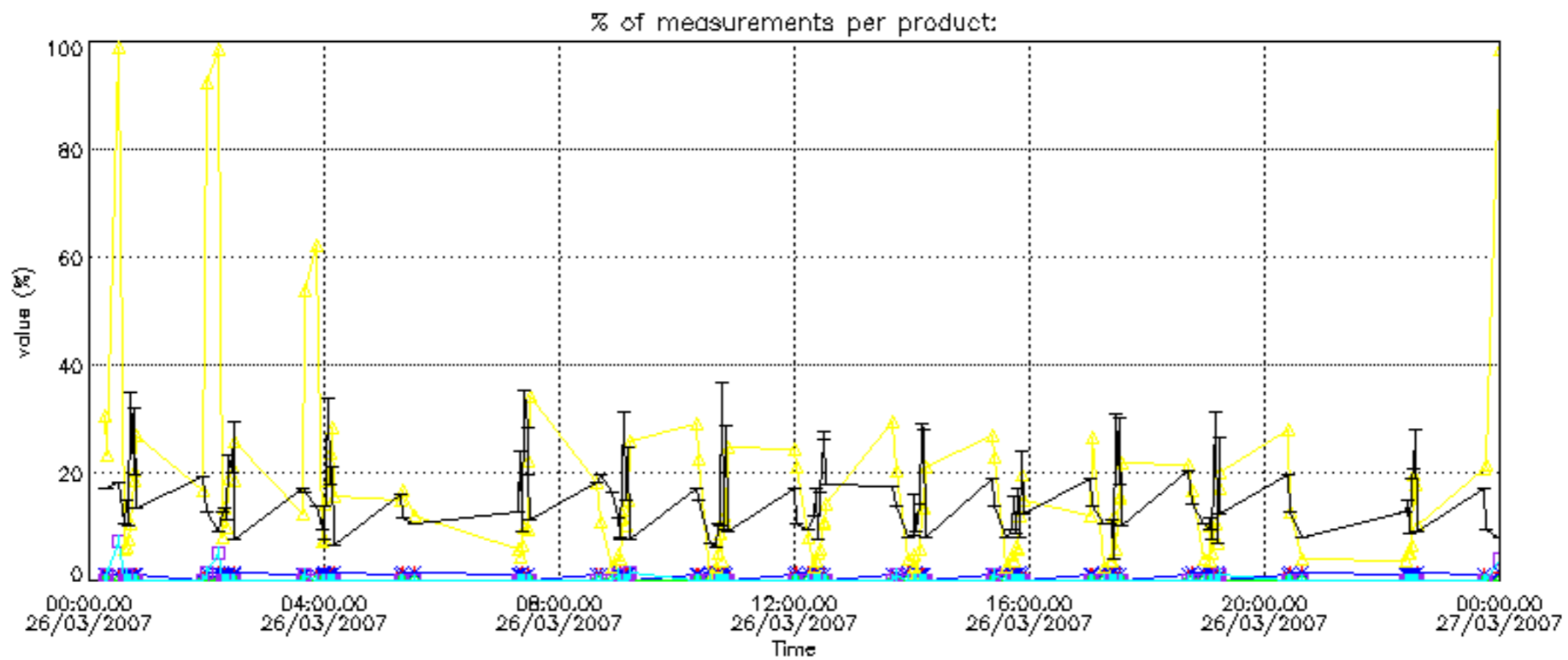


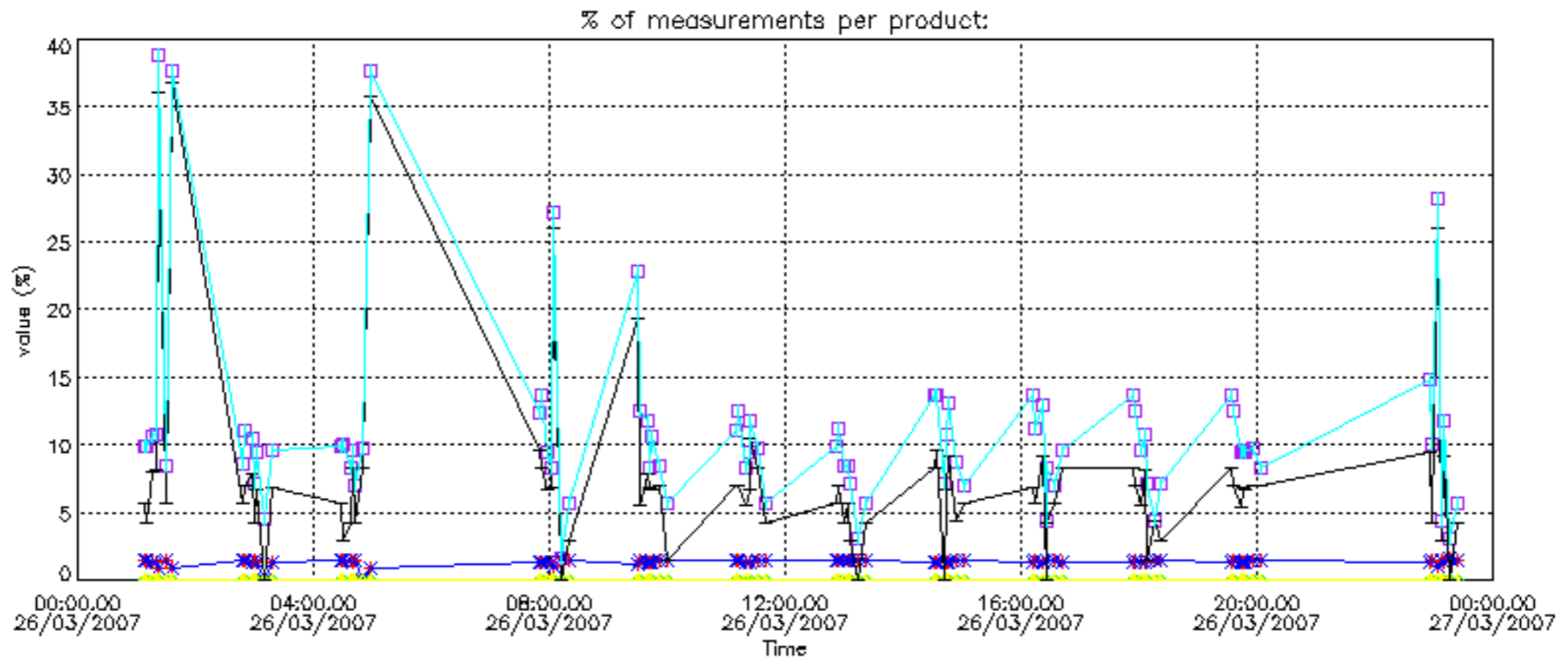
Percentage of flagged data per NO2 profile



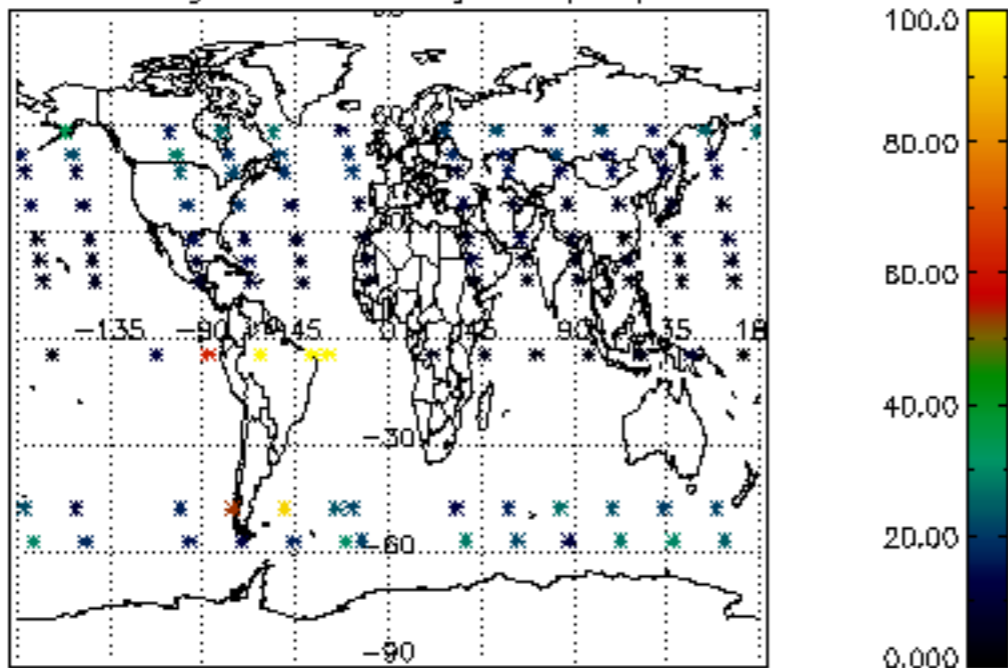
Percentage of flagged data per NO3 profile



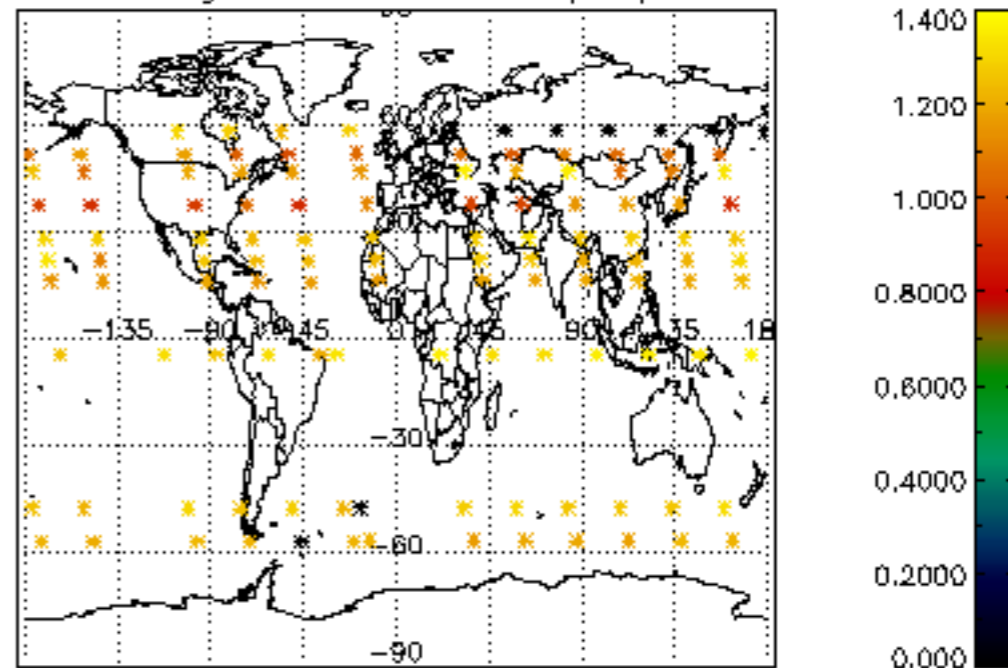




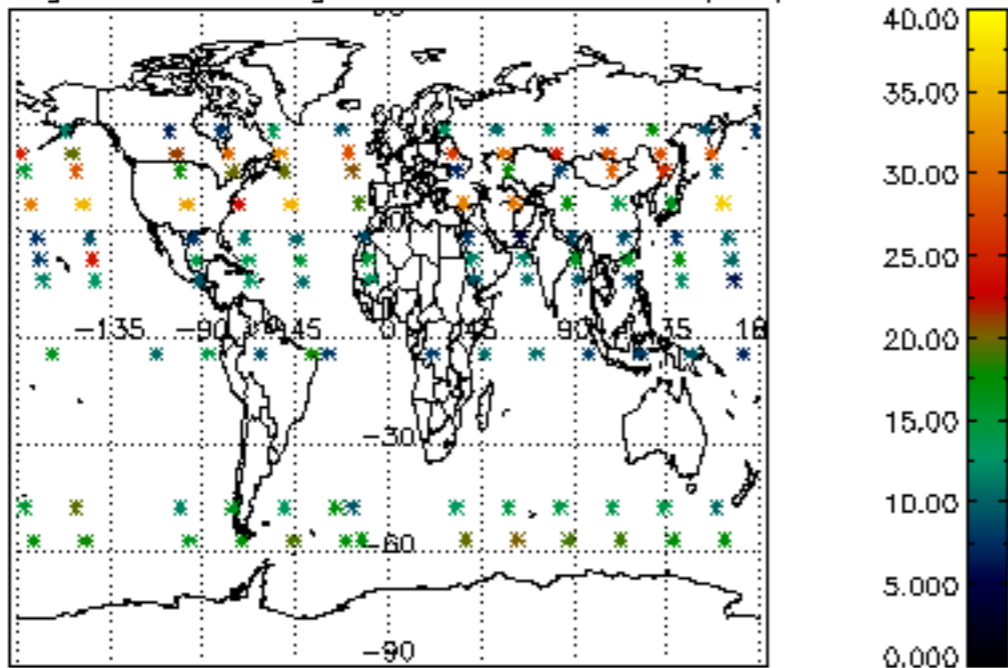
Percentage of cosmic ray hits per profile



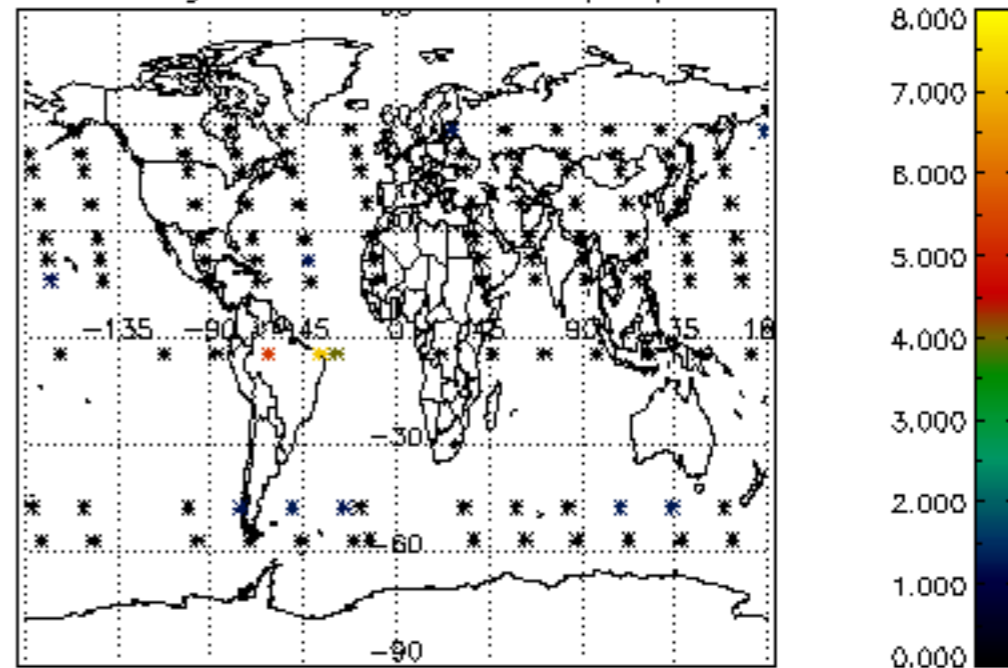
Percentage of datation errors per profile



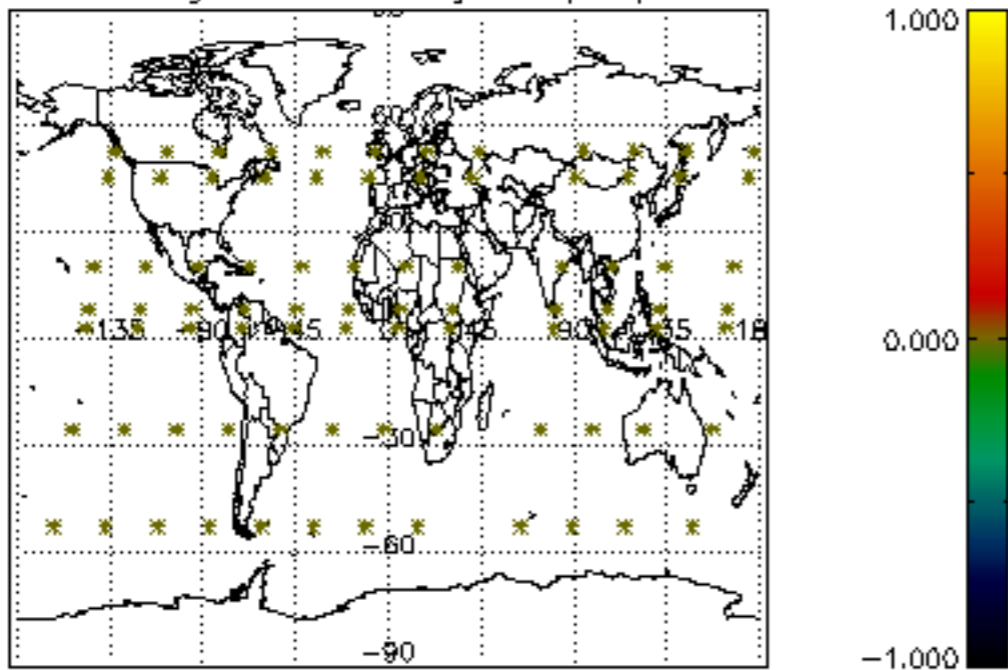
Percentage of star falling outside central band per profile



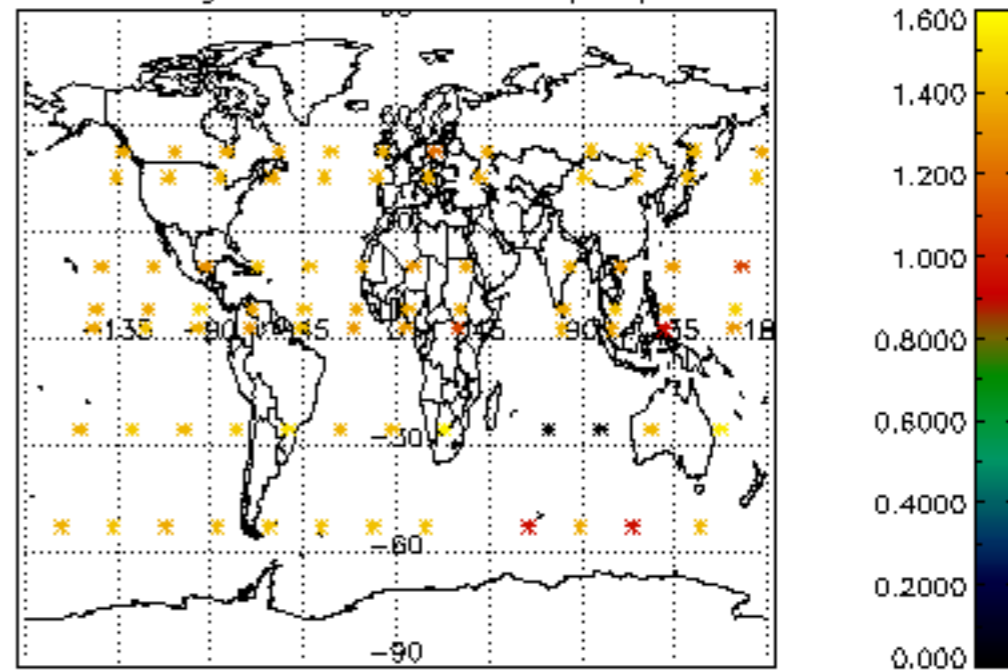
Percentage of saturation errors per profile



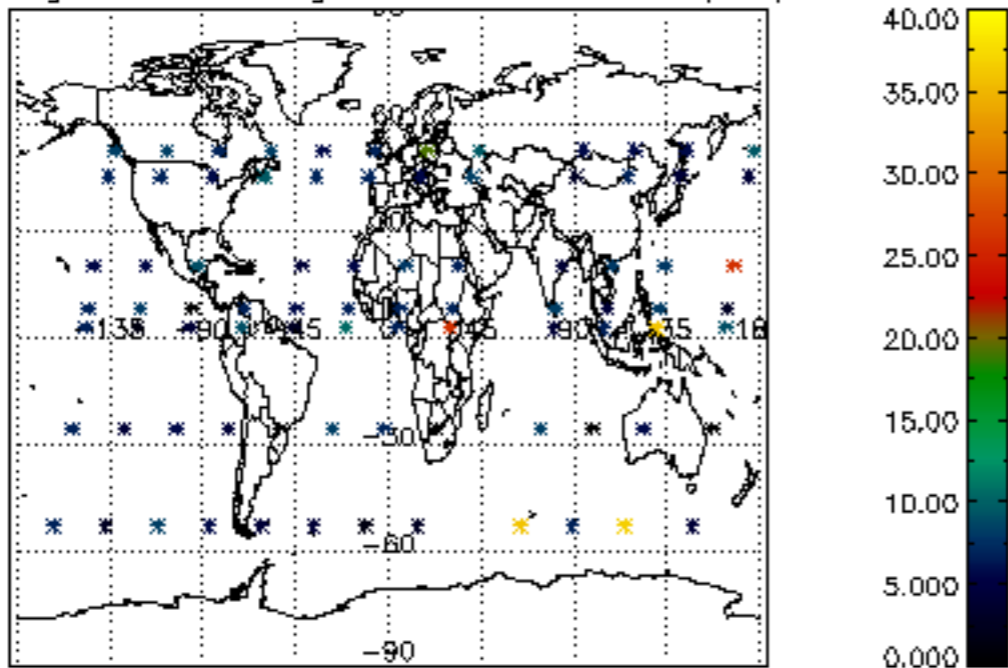
Percentage of cosmic ray hits per profile



Percentage of datation errors per profile



Percentage of star falling outside central band per profile



Percentage of saturation errors per profile

