

GOMOS Level 2 Daily Report

SUMMARY

[1. General Info](#)

[2. Summary of processed GOM_NL_2P products](#)

[3. Level 2 Quality information per product](#)

[3.1 Plot of level 2 quality information per product \(time dependant\)](#)

[3.2 Plot of level 2 quality information per product \(world map\)](#)

[4. Level 1 Quality information per product \(stored on level 2 products\)](#)

[4.1 Plot of level 1 quality information per product \(time dependant\)](#)

[4.1.1 Plot of level 1 quality information per product \(time dependant\): ASCENDING](#)

[4.1.2 Plot of level 1 quality information per product \(time dependant\): DESCENDING](#)

[4.2 Plot of level 1 quality information per product \(world map\)](#)

[4.2.1 Plot of level 1 quality information per product \(world map\): ASCENDING](#)

[4.2.2 Plot of level 1 quality information per product \(world map\): DESCENDING](#)

[5. Ozone profiles based on quality statistics and other trace gas profiles](#)

[5.1 Ozone statistics based on quality of products](#)

[5.2 Plot ozone profiles for all STD \(dark without errors\)](#)

[5.3 Plot ozone profiles where STD < 20% \(dark without errors\)](#)

[5.4. Plot ozone profiles where STD < 10% \(dark without errors\)](#)

[5.5. Plot ozone profiles where STD < 5% \(dark without errors\)](#)

[5.6 Plot NO2 profiles for all STD \(dark without errors\)](#)

[5.7 Plot NO3 profiles for all STD \(dark without errors\)](#)

[5.8 Plot H2O profiles \(only for occultations of stars 1,2,3,4,13,14,16,26,63 dark without errors\) for all STD](#)

[6. Auxiliary Data Files used for the production reported in section 2](#)

This report presents the daily analysis on parameters extracted from GOMOS level 2 data (GOM_NL__2P). It is intended to monitor some important parameters that will impact the quality of these products. A list of level 2 products (and content) that have arrived during the reporting day to the PCF is also given.

Item	Value
Time of report generation	22APR2013 17:44:13
Data source version	GOMOS/6.01
Start time of products	24-03-2007 (24MAR2007 00:00:00)
Stop time of products	25-03-2007 (25MAR2007 00:00:00)
Store outputs in DB	Yes
Nb of level 2 prods	228
Nb of prods with errors	0

2. Summary of processed GOM_NL__2P products.

Nr	Filename	UTC Start time	Limb	Duration	Star Id	Star Name	Star Mag	Star Temp	Nb Meas	Orbit	Prod. error
1	GOM_NL__2PRFIN20070324_000539_000000532056_00360_26466_3155.N1	24-MAR-2007 00:05:39	Dark	52.500	131	Gam Lup	2.8000	26000.	105	26466	No
2	GOM_NL__2PRFIN20070324_000718_000000502056_00360_26466_3156.N1	24-MAR-2007 00:07:18	Straylight	49.500	109	Bet Lup	2.6770	26000.	99	26466	No
3	GOM_NL__2PRFIN20070324_000900_000000452056_00360_26466_3157.N1	24-MAR-2007 00:09:00	Straylight	44.500	95	Zet Cen	2.5450	26000.	89	26466	No
4	GOM_NL__2PRFIN20070324_001139_000000602056_00360_26466_3158.N1	24-MAR-2007 00:11:39	Straylight	59.500	54	5The Cen	2.0550	4500.0	119	26466	No
5	GOM_NL__2PRFIN20070324_001825_000000502056_00360_26466_3159.N1	24-MAR-2007 00:18:25	Straylight	50.000	106	9Bet Crv	2.6480	5600.0	100	26466	No
6	GOM_NL__2PRFIN20070324_002032_000000462056_00360_26466_3160.N1	24-MAR-2007 00:20:32	Twilight_stray	46.000	100	4Gam Crv	2.5800	13100.	92	26466	No
7	GOM_NL__2PRFIN20070324_003053_000000422056_00360_26466_3161.N1	24-MAR-2007 00:30:53	Bright	41.500	62	94Bet Leo	2.1360	9700.0	83	26466	No
8	GOM_NL__2PRFIN20070324_003216_000000382056_00360_26466_3162.N1	24-MAR-2007 00:32:16	Bright	37.500	96	68Del Leo	2.5600	9300.0	75	26466	No
9	GOM_NL__2PRFIN20070324_003913_000000372056_00360_26466_3163.N1	24-MAR-2007 00:39:13	Bright	36.500	174	52Psi UMa	3.0040	4400.0	73	26466	No
10	GOM_NL__2PRFIN20070324_004230_000000362056_00360_26466_3164.N1	24-MAR-2007 00:42:30	Bright	36.000	82	48Bet UMa	2.3650	10600.	72	26466	No
11	GOM_NL__2PRFIN20070324_004451_000000422056_00360_26466_3165.N1	24-MAR-2007 00:44:51	Bright	42.000	32	77Eps UMa	1.7630	11000.	84	26466	No
12	GOM_NL__2PRFIN20070324_005049_000000382056_00360_26466_3166.N1	24-MAR-2007 00:50:49	Bright	37.500	60	7Bet UMi	2.0810	3950.0	75	26466	No
13	GOM_NL__2PRFIN20070324_010445_000000362056_00360_26466_3167.N1	24-MAR-2007 01:04:45	Bright	36.000	19	50Alp Cyg	1.2460	10500.	72	26466	No
14	GOM_NL__2PRFIN20070324_010621_000000412056_00360_26466_3168.N1	24-MAR-2007 01:06:21	Bright	40.500	66	37Gam Cyg	2.2080	5900.0	81	26466	No
15	GOM_NL__2PRFIN20070324_010811_000000392056_00360_26466_3169.N1	24-MAR-2007 01:08:11	Bright	38.500	92	53Eps Cyg	2.5000	4500.0	77	26466	No
16	GOM_NL__2PRFIN20070324_011710_000000572056_00360_26466_3170.N1	24-MAR-2007 01:17:10	Twilight_stray	56.500	11	53Alp Aql	0.76500	8000.0	113	26466	No
17	GOM_NL__2PRFIN20070324_013013_000000532056_00360_26466_3171.N1	24-MAR-2007 01:30:13	Dark	53.000	57	34Sig Sgr	2.0660	26000.	106	26466	No
18	GOM_NL__2PRFIN20070324_013202_000000662056_00360_26466_3172.N1	24-MAR-2007 01:32:02	Dark	66.000	137	22Lam Sgr	2.8240	4400.0	132	26466	No
19	GOM_NL__2PRFIN20070324_013348_000000522056_00360_26466_3173.N1	24-MAR-2007 01:33:48	Dark	51.500	38	20Eps Sgr	1.8360	11000.	103	26466	No
20	GOM_NL__2PRFIN20070324_013913_000000422056_00361_26467_3263.N1	24-MAR-2007 01:39:13	Dark	42.000	141	Bet Ara	2.8400	4600.0	84	26467	No
21	GOM_NL__2PRFIN20070324_014616_000000542056_00361_26467_3264.N1	24-MAR-2007 01:46:16	Dark	54.000	131	Gam Lup	2.8000	26000.	108	26467	No
22	GOM_NL__2PRFIN20070324_014755_000000492056_00361_26467_3265.N1	24-MAR-2007 01:47:55	Straylight	48.500	109	Bet Lup	2.6770	26000.	97	26467	No
23	GOM_NL__2PRFIN20070324_014936_000000452056_00361_26467_3266.N1	24-MAR-2007 01:49:36	Straylight	45.000	95	Zet Cen	2.5450	26000.	90	26467	No
24	GOM_NL__2PRFIN20070324_015215_000000552056_00361_26467_3267.N1	24-MAR-2007 01:52:15	Straylight	54.500	54	5The Cen	2.0550	4500.0	109	26467	No
25	GOM_NL__2PRFIN20070324_015901_000000512056_00361_26467_3268.N1	24-MAR-2007 01:59:01	Straylight	50.500	106	9Bet Crv	2.6480	5600.0	101	26467	No
26	GOM_NL__2PRFIN20070324_020108_000000482056_00361_26467_3269.N1	24-MAR-2007 02:01:08	Twilight_stray	48.000	100	4Gam Crv	2.5800	13100.	96	26467	No
27	GOM_NL__2PRFIN20070324_021128_000000412056_00361_26467_3270.N1	24-MAR-2007 02:11:28	Bright	41.000	62	94Bet Leo	2.1360	9700.0	82	26467	No
28	GOM_NL__2PRFIN20070324_021252_000000382056_00361_26467_3271.N1	24-MAR-2007 02:12:52	Bright	38.000	96	68Del Leo	2.5600	9300.0	76	26467	No
29	GOM_NL__2PRFIN20070324_021949_000000382056_00361_26467_3272.N1	24-MAR-2007 02:19:49	Bright	38.000	174	52Psi UMa	3.0040	4400.0	76	26467	No
30	GOM_NL__2PRFIN20070324_022306_000000372056_00361_26467_3273.N1	24-MAR-2007 02:23:06	Bright	36.500	82	48Bet UMa	2.3650	10600.	73	26467	No
31	GOM_NL__2PRFIN20070324_022526_000000432056_00361_26467_3274.N1	24-MAR-2007 02:25:26	Bright	42.500	32	77Eps UMa	1.7630	11000.	85	26467	No
32	GOM_NL__2PRFIN20070324_023125_000000382056_00361_26467_3275.N1	24-MAR-2007 02:31:25	Bright	38.000	60	7Bet UMi	2.0810	3950.0	76	26467	No
33	GOM_NL__2PRFIN20070324_024521_000000382056_00361_26467_3276.N1	24-MAR-2007 02:45:21	Bright	38.000	19	50Alp Cyg	1.2460	10500.	76	26467	No
34	GOM_NL__2PRFIN20070324_024656_000000402056_00361_26467_3277.N1	24-MAR-2007 02:46:56	Bright	39.500	66	37Gam Cyg	2.2080	5900.0	79	26467	No
35	GOM_NL__2PRFIN20070324_024847_000000532056_00361_26467_3278.N1	24-MAR-2007 02:48:47	Bright	53.000	92	53Eps Cyg	2.5000	4500.0	106	26467	No
36	GOM_NL__2PRFIN20070324_025746_000000562056_00361_26467_3279.N1	24-MAR-2007 02:57:46	Twilight_stray	56.000	11	53Alp Aql	0.76500	8000.0	112	26467	No
37	GOM_NL__2PRFIN20070324_031050_000000502056_00361_26467_3280.N1	24-MAR-2007 03:10:50	Dark	50.000	57	34Sig Sgr	2.0660	26000.	100	26467	No
38	GOM_NL__2PRFIN20070324_031239_000000572056_00361_26467_3281.N1	24-MAR-2007 03:12:39	Dark	57.000	137	22Lam Sgr	2.8240	4400.0	114	26467	No
39	GOM_NL__2PRFIN20070324_031426_000000502056_00361_26467_3282.N1	24-MAR-2007 03:14:26	Dark	49.500	38	20Eps Sgr	1.8360	11000.	99	26467	No
40	GOM_NL__2PRFIN20070324_031950_000000442056_00362_26468_3271.N1	24-MAR-2007 03:19:50	Dark	44.000	141	Bet Ara	2.8400	4600.0	88	26468	No
41	GOM_NL__2PRFIN20070324_032653_000000532056_00362_26468_3272.N1	24-MAR-2007 03:26:53	Dark	53.000	131	Gam Lup	2.8000	26000.	106	26468	No
42	GOM_NL__2PRFIN20070324_032832_000000492056_00362_26468_3273.N1	24-MAR-2007 03:28:32	Straylight	49.000	109	Bet Lup	2.6770	26000.	98	26468	No

43	GOM_NL__2PRFIN20070324_033013_000000432056_00362_26468_3274.N1	24-MAR-2007 03:30:13	Straylight	43.000	95	Zet Cen	2.5450	26000.	86	26468	No
44	GOM_NL__2PRFIN20070324_033252_000000562056_00362_26468_3275.N1	24-MAR-2007 03:32:52	Straylight	55.500	54	5The Cen	2.0550	4500.0	111	26468	No
45	GOM_NL__2PRFIN20070324_033937_000000502056_00362_26468_3276.N1	24-MAR-2007 03:39:37	Straylight	50.000	106	9Bet Crv	2.6480	5600.0	100	26468	No
46	GOM_NL__2PRFIN20070324_034144_000000482056_00362_26468_3277.N1	24-MAR-2007 03:41:44	Tw_i_and_stray	47.500	100	4Gam Crv	2.5800	13100.	95	26468	No
47	GOM_NL__2PRFIN20070324_035204_000000422056_00362_26468_3278.N1	24-MAR-2007 03:52:04	Bright	41.500	62	94Bet Leo	2.1360	9700.0	83	26468	No
48	GOM_NL__2PRFIN20070324_035328_000000382056_00362_26468_3279.N1	24-MAR-2007 03:53:28	Bright	37.500	96	68Del Leo	2.5600	9300.0	75	26468	No
49	GOM_NL__2PRFIN20070324_040025_000000382056_00362_26468_3280.N1	24-MAR-2007 04:00:25	Bright	37.500	174	52Psi UMa	3.0040	4400.0	75	26468	No
50	GOM_NL__2PRFIN20070324_040342_000000362056_00362_26468_3281.N1	24-MAR-2007 04:03:42	Bright	35.500	82	48Bet UMa	2.3650	10600.	71	26468	No
51	GOM_NL__2PRFIN20070324_040602_000000422056_00362_26468_3282.N1	24-MAR-2007 04:06:02	Bright	42.000	32	77Eps UMa	1.7630	11000.	84	26468	No
52	GOM_NL__2PRFIN20070324_041200_000000392056_00362_26468_3283.N1	24-MAR-2007 04:12:00	Bright	39.000	60	7Bet UMi	2.0810	3950.0	78	26468	No
53	GOM_NL__2PRFIN20070324_042557_000000362056_00362_26468_3284.N1	24-MAR-2007 04:25:57	Bright	35.500	19	50Alp Cyg	1.2460	10500.	71	26468	No
54	GOM_NL__2PRFIN20070324_042733_000000392056_00362_26468_3285.N1	24-MAR-2007 04:27:33	Bright	38.500	66	37Gam Cyg	2.2080	5900.0	77	26468	No
55	GOM_NL__2PRFIN20070324_042923_000000372056_00362_26468_3286.N1	24-MAR-2007 04:29:23	Bright	37.000	92	53Eps Cyg	2.5000	4500.0	74	26468	No
56	GOM_NL__2PRFIN20070324_043823_000000582056_00362_26468_3287.N1	24-MAR-2007 04:38:23	Tw_i_and_stray	58.000	11	53Alp Aql	0.76500	8000.0	116	26468	No
57	GOM_NL__2PRFIN20070324_044919_000000512056_00362_26468_3288.N1	24-MAR-2007 04:49:19	Dark	50.500	155	41Pi Sgr	2.9000	6600.0	101	26468	No
58	GOM_NL__2PRFIN20070324_045128_000000492056_00362_26468_3289.N1	24-MAR-2007 04:51:28	Dark	48.500	57	34Sig Sgr	2.0660	26000.	97	26468	No
59	GOM_NL__2PRFIN20070324_045317_000000572056_00362_26468_3290.N1	24-MAR-2007 04:53:17	Dark	57.000	137	22Lam Sgr	2.8240	4400.0	114	26468	No
60	GOM_NL__2PRFIN20070324_045503_000000492056_00362_26468_3291.N1	24-MAR-2007 04:55:03	Dark	49.000	38	20Eps Sgr	1.8360	11000.	98	26468	No
61	GOM_NL__2PRFIN20070324_064103_000000422056_00364_26470_3372.N1	24-MAR-2007 06:41:03	Dark	41.500	141	Bet Ara	2.8400	4600.0	83	26470	No
62	GOM_NL__2PRFIN20070324_064807_000000542056_00364_26470_3373.N1	24-MAR-2007 06:48:07	Dark	54.000	131	Gam Lup	2.8000	26000.	108	26470	No
63	GOM_NL__2PRFIN20070324_064946_000000492056_00364_26470_3374.N1	24-MAR-2007 06:49:46	Straylight	48.500	109	Bet Lup	2.6770	26000.	97	26470	No
64	GOM_NL__2PRFIN20070324_065126_000000422056_00364_26470_3375.N1	24-MAR-2007 06:51:26	Straylight	42.000	95	Zet Cen	2.5450	26000.	84	26470	No
65	GOM_NL__2PRFIN20070324_065405_000000532056_00364_26470_3376.N1	24-MAR-2007 06:54:05	Straylight	53.000	54	5The Cen	2.0550	4500.0	106	26470	No
66	GOM_NL__2PRFIN20070324_070050_000000492056_00364_26470_3377.N1	24-MAR-2007 07:00:50	Straylight	48.500	106	9Bet Crv	2.6480	5600.0	97	26470	No
67	GOM_NL__2PRFIN20070324_070257_000000472056_00364_26470_3378.N1	24-MAR-2007 07:02:57	Tw_i_and_stray	46.500	100	4Gam Crv	2.5800	13100.	93	26470	No
68	GOM_NL__2PRFIN20070324_071315_000000412056_00364_26470_3379.N1	24-MAR-2007 07:13:15	Bright	40.500	62	94Bet Leo	2.1360	9700.0	81	26470	No
69	GOM_NL__2PRFIN20070324_071439_000000372056_00364_26470_3380.N1	24-MAR-2007 07:14:39	Bright	37.000	96	68Del Leo	2.5600	9300.0	74	26470	No
70	GOM_NL__2PRFIN20070324_072136_000000362056_00364_26470_3381.N1	24-MAR-2007 07:21:36	Bright	36.000	174	52Psi UMa	3.0040	4400.0	72	26470	No
71	GOM_NL__2PRFIN20070324_072453_000000352056_00364_26470_3382.N1	24-MAR-2007 07:24:53	Bright	35.000	82	48Bet UMa	2.3650	10600.	70	26470	No
72	GOM_NL__2PRFIN20070324_072712_000000422056_00364_26470_3383.N1	24-MAR-2007 07:27:12	Bright	42.000	32	77Eps UMa	1.7630	11000.	84	26470	No
73	GOM_NL__2PRFIN20070324_073312_000000382056_00364_26470_3384.N1	24-MAR-2007 07:33:12	Bright	38.000	60	7Bet UMi	2.0810	3950.0	76	26470	No
74	GOM_NL__2PRFIN20070324_074709_000000362056_00364_26470_3385.N1	24-MAR-2007 07:47:09	Bright	36.000	19	50Alp Cyg	1.2460	10500.	72	26470	No
75	GOM_NL__2PRFIN20070324_074845_000000402056_00364_26470_3386.N1	24-MAR-2007 07:48:45	Bright	40.000	66	37Gam Cyg	2.2080	5900.0	80	26470	No
76	GOM_NL__2PRFIN20070324_075035_000000562056_00364_26470_3387.N1	24-MAR-2007 07:50:35	Bright	56.000	92	53Eps Cyg	2.5000	4500.0	112	26470	No
77	GOM_NL__2PRFIN20070324_075936_000000602056_00364_26470_3388.N1	24-MAR-2007 07:59:36	Tw_i_and_stray	60.000	11	53Alp Aql	0.76500	8000.0	120	26470	No
78	GOM_NL__2PRFIN20070324_081033_000000492056_00364_26470_3389.N1	24-MAR-2007 08:10:33	Dark	48.500	155	41Pi Sgr	2.9000	6600.0	97	26470	No
79	GOM_NL__2PRFIN20070324_081242_000000502056_00364_26470_3390.N1	24-MAR-2007 08:12:42	Dark	50.000	57	34Sig Sgr	2.0660	26000.	100	26470	No
80	GOM_NL__2PRFIN20070324_081431_000000542056_00364_26470_3391.N1	24-MAR-2007 08:14:31	Dark	53.500	137	22Lam Sgr	2.8240	4400.0	107	26470	No
81	GOM_NL__2PRFIN20070324_081617_000000512056_00364_26470_3392.N1	24-MAR-2007 08:16:17	Dark	51.000	38	20Eps Sgr	1.8360	11000.	102	26470	No
82	GOM_NL__2PRFIN20070324_082140_000000412056_00365_26471_3384.N1	24-MAR-2007 08:21:40	Dark	40.500	141	Bet Ara	2.8400	4600.0	81	26471	No
83	GOM_NL__2PRFIN20070324_082844_000000542056_00365_26471_3385.N1	24-MAR-2007 08:28:44	Dark	53.500	131	Gam Lup	2.8000	26000.	107	26471	No
84	GOM_NL__2PRFIN20070324_083022_000000502056_00365_26471_3386.N1	24-MAR-2007 08:30:22	Straylight	50.000	109	Bet Lup	2.6770	26000.	100	26471	No
85	GOM_NL__2PRFIN20070324_083203_000000442056_00365_26471_3387.N1	24-MAR-2007 08:32:03	Straylight	43.500	95	Zet Cen	2.5450	26000.	87	26471	No
86	GOM_NL__2PRFIN20070324_083441_000000542056_00365_26471_3388.N1	24-MAR-2007 08:34:41	Straylight	53.500	54	5The Cen	2.0550	4500.0	107	26471	No
87	GOM_NL__2PRFIN20070324_084126_000000472056_00365_26471_3389.N1	24-MAR-2007 08:41:26	Straylight	47.000	106	9Bet Crv	2.6480	5600.0	94	26471	No
88	GOM_NL__2PRFIN20070324_084333_000000462056_00365_26471_3390.N1	24-MAR-2007 08:43:33	Tw_i_and_stray	46.000	100	4Gam Crv	2.5800	13100.	92	26471	No
89	GOM_NL__2PRFIN20070324_085351_000000402056_00365_26471_3391.N1	24-MAR-2007 08:53:51	Bright	40.000	62	94Bet Leo	2.1360	9700.0	80	26471	No
90	GOM_NL__2PRFIN20070324_085515_000000372056_00365_26471_3392.N1	24-MAR-2007 08:55:15	Bright	37.000	96	68Del Leo	2.5600	9300.0	74	26471	No
91	GOM_NL__2PRFIN20070324_090212_000000382056_00365_26471_3393.N1	24-MAR-2007 09:02:12	Bright	37.500	174	52Psi UMa	3.0040	4400.0	75	26471	No
92	GOM_NL__2PRFIN20070324_090532_000000462056_00365_26471_3394.N1	24-MAR-2007 09:05:32	Bright	45.500	82	48Bet UMa	2.3650	10600.	91	26471	No
93	GOM_NL__2PRFIN20070324_090748_000000542056_00365_26471_3395.N1	24-MAR-2007 09:07:48	Bright	53.500	32	77Eps UMa	1.7630	11000.	107	26471	No
94	GOM_NL__2PRFIN20070324_091347_000000372056_00365_26471_3396.N1	24-MAR-2007 09:13:47	Bright	37.000	60	7Bet UMi	2.0810	3950.0	74	26471	No
95	GOM_NL__2PRFIN20070324_092744_000000362056_00365_26471_3397.N1	24-MAR-2007 09:27:44	Bright	36.000	19	50Alp Cyg	1.2460	10500.	72	26471	No
96	GOM_NL__2PRFIN20070324_092921_000000382056_00365_26471_3398.N1	24-MAR-2007 09:29:21	Bright	37.500	66	37Gam Cyg	2.2080	5900.0	75	26471	No
97	GOM_NL__2PRFIN20070324_093111_000000372056_00365_26471_3399.N1	24-MAR-2007 09:31:11	Bright	36.500	92	53Eps Cyg	2.5000	4500.0	73	26471	No
98	GOM_NL__2PRFIN20070324_094012_000000572056_00365_26471_3400.N1	24-MAR-2007 09:40:12	Tw_i_and_stray	57.000	11	53Alp Aql	0.76500	8000.0	114	26471	No
99	GOM_NL__2PRFIN20070324_095110_000000512056_00365_26471_3401.N1	24-MAR-2007 09:51:10	Dark	50.500	155	41Pi Sgr	2.9000	6600.0	101	26471	No
100	GOM_NL__2PRFIN20070324_095319_000000482056_00365_26471_3402.N1	24-MAR-2007 09:53:19	Dark	48.000	57	34Sig Sgr	2.0660	26000.	96	26471	No
101	GOM_NL__2PRFIN20070324_095509_000000562056_00365_26471_3403.N1	24-MAR-2007 09:55:09	Dark	56.000	137	22Lam Sgr	2.8240	4400.0	112	26471	No

102	GOM_NL__2PRFIN20070324_095654_000000512056_00365_26471_3404.N1	24-MAR-2007 09:56:54	Dark	51.000	38	20Eps Sgr	1.8360	11000.	102	26471	No
103	GOM_NL__2PRFIN20070324_100216_000000422056_00366_26472_3400.N1	24-MAR-2007 10:02:16	Dark	41.500	141	Bet Ara	2.8400	4600.0	83	26472	No
104	GOM_NL__2PRFIN20070324_100921_000000532056_00366_26472_3401.N1	24-MAR-2007 10:09:21	Dark	53.000	131	Gam Lup	2.8000	26000.	106	26472	No
105	GOM_NL__2PRFIN20070324_101059_000000492056_00366_26472_3402.N1	24-MAR-2007 10:10:59	Straylight	49.000	109	Bet Lup	2.6770	26000.	98	26472	No
106	GOM_NL__2PRFIN20070324_101239_000000432056_00366_26472_3403.N1	24-MAR-2007 10:12:39	Straylight	42.500	95	Zet Cen	2.5450	26000.	85	26472	No
107	GOM_NL__2PRFIN20070324_101518_000000562056_00366_26472_3404.N1	24-MAR-2007 10:15:18	Straylight	56.000	54	5The Cen	2.0550	4500.0	112	26472	No
108	GOM_NL__2PRFIN20070324_102202_000000472056_00366_26472_3405.N1	24-MAR-2007 10:22:02	Straylight	46.500	106	9Bet Crv	2.6480	5600.0	93	26472	No
109	GOM_NL__2PRFIN20070324_102408_000000472056_00366_26472_3406.N1	24-MAR-2007 10:24:08	Tw_i_and_stray	47.000	100	4Gam Crv	2.5800	13100.	94	26472	No
110	GOM_NL__2PRFIN20070324_103427_000000412056_00366_26472_3407.N1	24-MAR-2007 10:34:27	Bright	41.000	62	94Bet Leo	2.1360	9700.0	82	26472	No
111	GOM_NL__2PRFIN20070324_103551_000000372056_00366_26472_3408.N1	24-MAR-2007 10:35:51	Bright	37.000	96	68Del Leo	2.5600	9300.0	74	26472	No
112	GOM_NL__2PRFIN20070324_104248_000000362056_00366_26472_3409.N1	24-MAR-2007 10:42:48	Bright	36.000	174	52Psi UMa	3.0040	4400.0	72	26472	No
113	GOM_NL__2PRFIN20070324_104608_000000392056_00366_26472_3410.N1	24-MAR-2007 10:46:08	Bright	39.000	87	64Gam UMa	2.4330	11000.	78	26472	No
114	GOM_NL__2PRFIN20070324_104823_000000422056_00366_26472_3411.N1	24-MAR-2007 10:48:23	Bright	42.000	32	77Eps UMa	1.7630	11000.	84	26472	No
115	GOM_NL__2PRFIN20070324_105422_000000362056_00366_26472_3412.N1	24-MAR-2007 10:54:22	Bright	36.000	60	7Bet UMi	2.0810	3950.0	72	26472	No
116	GOM_NL__2PRFIN20070324_110820_000000392056_00366_26472_3413.N1	24-MAR-2007 11:08:20	Bright	38.500	19	50Alp Cyg	1.2460	10500.	77	26472	No
117	GOM_NL__2PRFIN20070324_110956_000000412056_00366_26472_3414.N1	24-MAR-2007 11:09:56	Bright	40.500	66	37Gam Cyg	2.2080	5900.0	81	26472	No
118	GOM_NL__2PRFIN20070324_111147_000000392056_00366_26472_3415.N1	24-MAR-2007 11:11:47	Bright	38.500	92	53Eps Cyg	2.5000	4500.0	77	26472	No
119	GOM_NL__2PRFIN20070324_112049_000000602056_00366_26472_3416.N1	24-MAR-2007 11:20:49	Tw_i_and_stray	59.500	11	53Alp Aql	0.76500	8000.0	119	26472	No
120	GOM_NL__2PRFIN20070324_113147_000000502056_00366_26472_3417.N1	24-MAR-2007 11:31:47	Dark	49.500	155	41Pi Sgr	2.9000	6600.0	99	26472	No
121	GOM_NL__2PRFIN20070324_113356_000000512056_00366_26472_3418.N1	24-MAR-2007 11:33:56	Dark	51.000	57	34Sig Sgr	2.0660	26000.	102	26472	No
122	GOM_NL__2PRFIN20070324_113546_000000562056_00366_26472_3419.N1	24-MAR-2007 11:35:46	Dark	55.500	137	22Lam Sgr	2.8240	4400.0	111	26472	No
123	GOM_NL__2PRFIN20070324_113731_000000512056_00366_26472_3420.N1	24-MAR-2007 11:37:31	Dark	51.000	38	20Eps Sgr	1.8360	11000.	102	26472	No
124	GOM_NL__2PRFIN20070324_114253_000000412056_00367_26473_3417.N1	24-MAR-2007 11:42:53	Dark	40.500	141	Bet Ara	2.8400	4600.0	81	26473	No
125	GOM_NL__2PRFIN20070324_114958_000000522056_00367_26473_3418.N1	24-MAR-2007 11:49:58	Dark	51.500	131	Gam Lup	2.8000	26000.	103	26473	No
126	GOM_NL__2PRFIN20070324_115136_000000482056_00367_26473_3419.N1	24-MAR-2007 11:51:36	Straylight	48.000	109	Bet Lup	2.6770	26000.	96	26473	No
127	GOM_NL__2PRFIN20070324_115315_000000452056_00367_26473_3420.N1	24-MAR-2007 11:53:15	Straylight	44.500	95	Zet Cen	2.5450	26000.	89	26473	No
128	GOM_NL__2PRFIN20070324_115555_000000572056_00367_26473_3421.N1	24-MAR-2007 11:55:55	Straylight	56.500	54	5The Cen	2.0550	4500.0	113	26473	No
129	GOM_NL__2PRFIN20070324_120238_000000482056_00367_26473_3422.N1	24-MAR-2007 12:02:38	Straylight	47.500	106	9Bet Crv	2.6480	5600.0	95	26473	No
130	GOM_NL__2PRFIN20070324_120444_000000452056_00367_26473_3423.N1	24-MAR-2007 12:04:44	Tw_i_and_stray	44.500	100	4Gam Crv	2.5800	13100.	89	26473	No
131	GOM_NL__2PRFIN20070324_121502_000000422056_00367_26473_3424.N1	24-MAR-2007 12:15:02	Bright	41.500	62	94Bet Leo	2.1360	9700.0	83	26473	No
132	GOM_NL__2PRFIN20070324_121627_000000392056_00367_26473_3425.N1	24-MAR-2007 12:16:27	Bright	38.500	96	68Del Leo	2.5600	9300.0	77	26473	No
133	GOM_NL__2PRFIN20070324_122323_000000372056_00367_26473_3426.N1	24-MAR-2007 12:23:23	Bright	37.000	174	52Psi UMa	3.0040	4400.0	74	26473	No
134	GOM_NL__2PRFIN20070324_122643_000000402056_00367_26473_3427.N1	24-MAR-2007 12:26:43	Bright	39.500	87	64Gam UMa	2.4330	11000.	79	26473	No
135	GOM_NL__2PRFIN20070324_122858_000000452056_00367_26473_3428.N1	24-MAR-2007 12:28:58	Bright	44.500	32	77Eps UMa	1.7630	11000.	89	26473	No
136	GOM_NL__2PRFIN20070324_123458_000000412056_00367_26473_3429.N1	24-MAR-2007 12:34:58	Bright	41.000	60	7Bet UMi	2.0810	3950.0	82	26473	No
137	GOM_NL__2PRFIN20070324_124856_000000382056_00367_26473_3430.N1	24-MAR-2007 12:48:56	Bright	37.500	19	50Alp Cyg	1.2460	10500.	75	26473	No
138	GOM_NL__2PRFIN20070324_125032_000000392056_00367_26473_3431.N1	24-MAR-2007 12:50:32	Bright	38.500	66	37Gam Cyg	2.2080	5900.0	77	26473	No
139	GOM_NL__2PRFIN20070324_125223_000000372056_00367_26473_3432.N1	24-MAR-2007 12:52:23	Bright	37.000	92	53Eps Cyg	2.5000	4500.0	74	26473	No
140	GOM_NL__2PRFIN20070324_130125_000000562056_00367_26473_3433.N1	24-MAR-2007 13:01:25	Tw_i_and_stray	56.000	11	53Alp Aql	0.76500	8000.0	112	26473	No
141	GOM_NL__2PRFIN20070324_131224_000000532056_00367_26473_3434.N1	24-MAR-2007 13:12:24	Dark	53.000	155	41Pi Sgr	2.9000	6600.0	106	26473	No
142	GOM_NL__2PRFIN20070324_131432_000000512056_00367_26473_3435.N1	24-MAR-2007 13:14:32	Dark	50.500	57	34Sig Sgr	2.0660	26000.	101	26473	No
143	GOM_NL__2PRFIN20070324_131623_000000562056_00367_26473_3436.N1	24-MAR-2007 13:16:23	Dark	55.500	137	22Lam Sgr	2.8240	4400.0	111	26473	No
144	GOM_NL__2PRFIN20070324_131808_000000502056_00367_26473_3437.N1	24-MAR-2007 13:18:08	Dark	50.000	38	20Eps Sgr	1.8360	11000.	100	26473	No
145	GOM_NL__2PRFIN20070324_132329_000000412056_00368_26474_3429.N1	24-MAR-2007 13:23:29	Dark	41.000	141	Bet Ara	2.8400	4600.0	82	26474	No
146	GOM_NL__2PRFIN20070324_133035_000000512056_00368_26474_3430.N1	24-MAR-2007 13:30:35	Dark	51.000	131	Gam Lup	2.8000	26000.	102	26474	No
147	GOM_NL__2PRFIN20070324_133213_000000502056_00368_26474_3431.N1	24-MAR-2007 13:32:13	Straylight	49.500	109	Bet Lup	2.6770	26000.	99	26474	No
148	GOM_NL__2PRFIN20070324_133352_000000452056_00368_26474_3432.N1	24-MAR-2007 13:33:52	Straylight	44.500	95	Zet Cen	2.5450	26000.	89	26474	No
149	GOM_NL__2PRFIN20070324_133631_000000552056_00368_26474_3433.N1	24-MAR-2007 13:36:31	Straylight	54.500	54	5The Cen	2.0550	4500.0	109	26474	No
150	GOM_NL__2PRFIN20070324_134314_000000502056_00368_26474_3434.N1	24-MAR-2007 13:43:14	Straylight	50.000	106	9Bet Crv	2.6480	5600.0	100	26474	No
151	GOM_NL__2PRFIN20070324_134520_000000272056_00368_26474_3435.N1	24-MAR-2007 13:45:20	Tw_i_and_stray	27.000	100	4Gam Crv	2.5800	13100.	54	26474	No
152	GOM_NL__2PRFIN20070324_135538_000000422056_00368_26474_3436.N1	24-MAR-2007 13:55:38	Bright	42.000	62	94Bet Leo	2.1360	9700.0	84	26474	No
153	GOM_NL__2PRFIN20070324_135702_000000382056_00368_26474_3437.N1	24-MAR-2007 13:57:02	Bright	38.000	96	68Del Leo	2.5600	9300.0	76	26474	No
154	GOM_NL__2PRFIN20070324_140359_000000392056_00368_26474_3438.N1	24-MAR-2007 14:03:59	Bright	39.000	174	52Psi UMa	3.0040	4400.0	78	26474	No
155	GOM_NL__2PRFIN20070324_140719_000000402056_00368_26474_3439.N1	24-MAR-2007 14:07:19	Bright	39.500	87	64Gam UMa	2.4330	11000.	79	26474	No
156	GOM_NL__2PRFIN20070324_140934_000000432056_00368_26474_3440.N1	24-MAR-2007 14:09:34	Bright	43.000	32	77Eps UMa	1.7630	11000.	86	26474	No
157	GOM_NL__2PRFIN20070324_141534_000000372056_00368_26474_3441.N1	24-MAR-2007 14:15:34	Bright	36.500	60	7Bet UMi	2.0810	3950.0	73	26474	No
158	GOM_NL__2PRFIN20070324_142932_000000392056_00368_26474_3442.N1	24-MAR-2007 14:29:32	Bright	39.000	19	50Alp Cyg	1.2460	10500.	78	26474	No
159	GOM_NL__2PRFIN20070324_143108_000000412056_00368_26474_3443.N1	24-MAR-2007 14:31:08	Bright	41.000	66	37Gam Cyg	2.2080	5900.0	82	26474	No
160	GOM_NL__2PRFIN20070324_143259_000000382056_00368_26474_3444.N1	24-MAR-2007 14:32:59	Bright	37.500	92	53Eps Cyg	2.5000	4500.0	75	26474	No

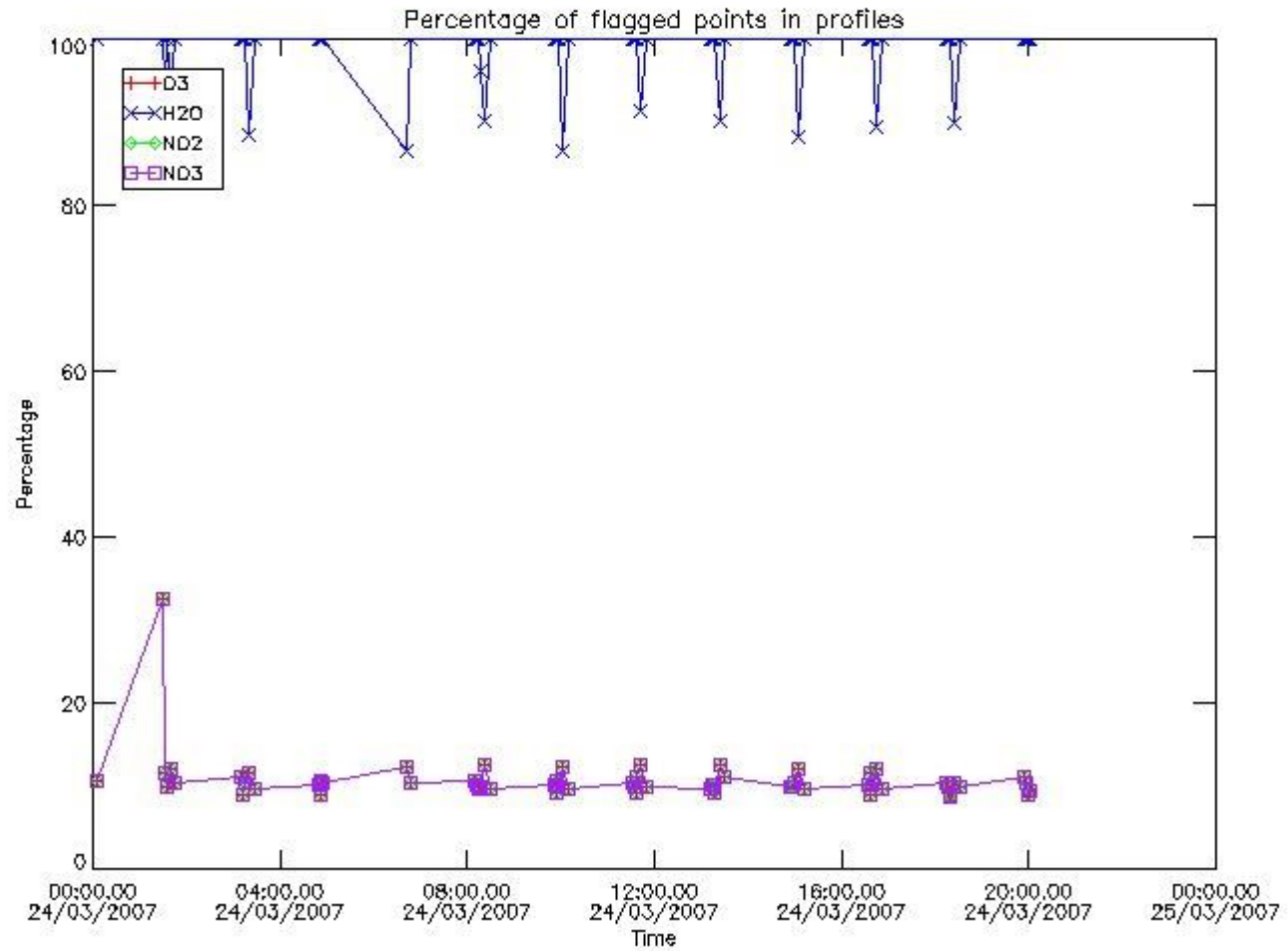
161	GOM_NL__2PRFIN20070324_144202_000000542056_00368_26474_3445.N1	24-MAR-2007 14:42:02	Twilight	53.500	11	53Alp Aql	0.76500	8000.0	107	26474	No
162	GOM_NL__2PRFIN20070324_145301_000000512056_00368_26474_3446.N1	24-MAR-2007 14:53:01	Dark	51.000	155	41Pi Sgr	2.9000	6600.0	102	26474	No
163	GOM_NL__2PRFIN20070324_145509_000000512056_00368_26474_3447.N1	24-MAR-2007 14:55:09	Dark	51.000	57	34Sig Sgr	2.0660	26000.	102	26474	No
164	GOM_NL__2PRFIN20070324_145700_000000572056_00368_26474_3448.N1	24-MAR-2007 14:57:00	Dark	56.500	137	22Lam Sgr	2.8240	4400.0	113	26474	No
165	GOM_NL__2PRFIN20070324_145845_000000502056_00368_26474_3449.N1	24-MAR-2007 14:58:45	Dark	49.500	38	20Eps Sgr	1.8360	11000.	99	26474	No
166	GOM_NL__2PRFIN20070324_150406_000000432056_00369_26475_3466.N1	24-MAR-2007 15:04:06	Dark	42.500	141	Bet Ara	2.8400	4600.0	85	26475	No
167	GOM_NL__2PRFIN20070324_151112_000000532056_00369_26475_3467.N1	24-MAR-2007 15:11:12	Dark	53.000	131	Gam Lup	2.8000	26000.	106	26475	No
168	GOM_NL__2PRFIN20070324_151249_000000492056_00369_26475_3468.N1	24-MAR-2007 15:12:49	Straylight	48.500	109	Bet Lup	2.6770	26000.	97	26475	No
169	GOM_NL__2PRFIN20070324_151428_000000442056_00369_26475_3469.N1	24-MAR-2007 15:14:28	Straylight	43.500	95	Zet Cen	2.5450	26000.	87	26475	No
170	GOM_NL__2PRFIN20070324_151708_000000542056_00369_26475_3470.N1	24-MAR-2007 15:17:08	Straylight	54.000	54	5The Cen	2.0550	4500.0	108	26475	No
171	GOM_NL__2PRFIN20070324_152350_000000492056_00369_26475_3471.N1	24-MAR-2007 15:23:50	Straylight	49.000	106	9Bet Crv	2.6480	5600.0	98	26475	No
172	GOM_NL__2PRFIN20070324_152557_000000462056_00369_26475_3472.N1	24-MAR-2007 15:25:57	Twilight	45.500	100	4Gam Crv	2.5800	13100.	91	26475	No
173	GOM_NL__2PRFIN20070324_153614_000000422056_00369_26475_3473.N1	24-MAR-2007 15:36:14	Bright	42.000	62	94Bet Leo	2.1360	9700.0	84	26475	No
174	GOM_NL__2PRFIN20070324_153738_000000382056_00369_26475_3474.N1	24-MAR-2007 15:37:38	Bright	37.500	96	68Del Leo	2.5600	9300.0	75	26475	No
175	GOM_NL__2PRFIN20070324_154435_000000362056_00369_26475_3475.N1	24-MAR-2007 15:44:35	Bright	36.000	174	52Psi UMa	3.0040	4400.0	72	26475	No
176	GOM_NL__2PRFIN20070324_154754_000000382056_00369_26475_3476.N1	24-MAR-2007 15:47:54	Bright	38.000	87	64Gam UMa	2.4330	11000.	76	26475	No
177	GOM_NL__2PRFIN20070324_155009_000000432056_00369_26475_3477.N1	24-MAR-2007 15:50:09	Bright	42.500	32	77Eps UMa	1.7630	11000.	85	26475	No
178	GOM_NL__2PRFIN20070324_155609_000000412056_00369_26475_3478.N1	24-MAR-2007 15:56:09	Bright	40.500	60	7Bet UMi	2.0810	3950.0	81	26475	No
179	GOM_NL__2PRFIN20070324_161008_000000362056_00369_26475_3479.N1	24-MAR-2007 16:10:08	Bright	35.500	19	50Alp Cyg	1.2460	10500.	71	26475	No
180	GOM_NL__2PRFIN20070324_161144_000000392056_00369_26475_3480.N1	24-MAR-2007 16:11:44	Bright	38.500	66	37Gam Cyg	2.2080	5900.0	77	26475	No
181	GOM_NL__2PRFIN20070324_161335_000000372056_00369_26475_3481.N1	24-MAR-2007 16:13:35	Bright	36.500	92	53Eps Cyg	2.5000	4500.0	73	26475	No
182	GOM_NL__2PRFIN20070324_162238_000000562056_00369_26475_3482.N1	24-MAR-2007 16:22:38	Twilight	56.000	11	53Alp Aql	0.76500	8000.0	112	26475	No
183	GOM_NL__2PRFIN20070324_163338_000000512056_00369_26475_3483.N1	24-MAR-2007 16:33:38	Dark	50.500	155	41Pi Sgr	2.9000	6600.0	101	26475	No
184	GOM_NL__2PRFIN20070324_163546_000000492056_00369_26475_3484.N1	24-MAR-2007 16:35:46	Dark	48.500	57	34Sig Sgr	2.0660	26000.	97	26475	No
185	GOM_NL__2PRFIN20070324_163737_000000582056_00369_26475_3485.N1	24-MAR-2007 16:37:37	Dark	57.500	137	22Lam Sgr	2.8240	4400.0	115	26475	No
186	GOM_NL__2PRFIN20070324_163922_000000502056_00369_26475_3486.N1	24-MAR-2007 16:39:22	Dark	50.000	38	20Eps Sgr	1.8360	11000.	100	26475	No
187	GOM_NL__2PRFIN20070324_164443_000000432056_00370_26476_3478.N1	24-MAR-2007 16:44:43	Dark	42.500	141	Bet Ara	2.8400	4600.0	85	26476	No
188	GOM_NL__2PRFIN20070324_165149_000000532056_00370_26476_3479.N1	24-MAR-2007 16:51:49	Dark	52.500	131	Gam Lup	2.8000	26000.	105	26476	No
189	GOM_NL__2PRFIN20070324_165326_000000492056_00370_26476_3480.N1	24-MAR-2007 16:53:26	Straylight	48.500	109	Bet Lup	2.6770	26000.	97	26476	No
190	GOM_NL__2PRFIN20070324_165505_000000432056_00370_26476_3481.N1	24-MAR-2007 16:55:05	Straylight	43.000	95	Zet Cen	2.5450	26000.	86	26476	No
191	GOM_NL__2PRFIN20070324_165744_000000572056_00370_26476_3482.N1	24-MAR-2007 16:57:44	Straylight	56.500	54	5The Cen	2.0550	4500.0	113	26476	No
192	GOM_NL__2PRFIN20070324_170426_000000472056_00370_26476_3483.N1	24-MAR-2007 17:04:26	Straylight	46.500	106	9Bet Crv	2.6480	5600.0	93	26476	No
193	GOM_NL__2PRFIN20070324_170633_000000452056_00370_26476_3484.N1	24-MAR-2007 17:06:33	Twilight	44.500	100	4Gam Crv	2.5800	13100.	89	26476	No
194	GOM_NL__2PRFIN20070324_171649_000000432056_00370_26476_3485.N1	24-MAR-2007 17:16:49	Bright	42.500	62	94Bet Leo	2.1360	9700.0	85	26476	No
195	GOM_NL__2PRFIN20070324_171814_000000372056_00370_26476_3486.N1	24-MAR-2007 17:18:14	Bright	37.000	96	68Del Leo	2.5600	9300.0	74	26476	No
196	GOM_NL__2PRFIN20070324_172510_000000382056_00370_26476_3487.N1	24-MAR-2007 17:25:10	Bright	38.000	174	52Psi UMa	3.0040	4400.0	76	26476	No
197	GOM_NL__2PRFIN20070324_172830_000000392056_00370_26476_3488.N1	24-MAR-2007 17:28:30	Bright	38.500	87	64Gam UMa	2.4330	11000.	77	26476	No
198	GOM_NL__2PRFIN20070324_173044_000000432056_00370_26476_3489.N1	24-MAR-2007 17:30:44	Bright	43.000	32	77Eps UMa	1.7630	11000.	86	26476	No
199	GOM_NL__2PRFIN20070324_173645_000000412056_00370_26476_3490.N1	24-MAR-2007 17:36:45	Bright	40.500	60	7Bet UMi	2.0810	3950.0	81	26476	No
200	GOM_NL__2PRFIN20070324_175044_000000382056_00370_26476_3491.N1	24-MAR-2007 17:50:44	Bright	37.500	19	50Alp Cyg	1.2460	10500.	75	26476	No
201	GOM_NL__2PRFIN20070324_175220_000000412056_00370_26476_3492.N1	24-MAR-2007 17:52:20	Bright	40.500	66	37Gam Cyg	2.2080	5900.0	81	26476	No
202	GOM_NL__2PRFIN20070324_175412_000000392056_00370_26476_3493.N1	24-MAR-2007 17:54:12	Bright	39.000	92	53Eps Cyg	2.5000	4500.0	78	26476	No
203	GOM_NL__2PRFIN20070324_180315_000000642056_00370_26476_3494.N1	24-MAR-2007 18:03:15	Twilight	63.500	11	53Alp Aql	0.76500	8000.0	127	26476	No
204	GOM_NL__2PRFIN20070324_181415_000000502056_00370_26476_3495.N1	24-MAR-2007 18:14:15	Dark	49.500	155	41Pi Sgr	2.9000	6600.0	99	26476	No
205	GOM_NL__2PRFIN20070324_181624_000000512056_00370_26476_3496.N1	24-MAR-2007 18:16:24	Dark	51.000	57	34Sig Sgr	2.0660	26000.	102	26476	No
206	GOM_NL__2PRFIN20070324_181815_000000572056_00370_26476_3497.N1	24-MAR-2007 18:18:15	Dark	56.500	137	22Lam Sgr	2.8240	4400.0	113	26476	No
207	GOM_NL__2PRFIN20070324_181959_000000582056_00370_26476_3498.N1	24-MAR-2007 18:19:59	Dark	58.000	38	20Eps Sgr	1.8360	11000.	116	26476	No
208	GOM_NL__2PRFIN20070324_182520_000000502056_00371_26477_3493.N1	24-MAR-2007 18:25:20	Dark	49.500	141	Bet Ara	2.8400	4600.0	99	26477	No
209	GOM_NL__2PRFIN20070324_183226_000000512056_00371_26477_3494.N1	24-MAR-2007 18:32:26	Dark	51.000	131	Gam Lup	2.8000	26000.	102	26477	No
210	GOM_NL__2PRFIN20070324_183403_000000492056_00371_26477_3495.N1	24-MAR-2007 18:34:03	Straylight	48.500	109	Bet Lup	2.6770	26000.	97	26477	No
211	GOM_NL__2PRFIN20070324_183542_000000432056_00371_26477_3496.N1	24-MAR-2007 18:35:42	Straylight	42.500	95	Zet Cen	2.5450	26000.	85	26477	No
212	GOM_NL__2PRFIN20070324_183821_000000612056_00371_26477_3497.N1	24-MAR-2007 18:38:21	Straylight	61.000	54	5The Cen	2.0550	4500.0	122	26477	No
213	GOM_NL__2PRFIN20070324_184503_000000472056_00371_26477_3498.N1	24-MAR-2007 18:45:03	Straylight	47.000	106	9Bet Crv	2.6480	5600.0	94	26477	No
214	GOM_NL__2PRFIN20070324_184709_000000452056_00371_26477_3499.N1	24-MAR-2007 18:47:09	Twilight	45.000	100	4Gam Crv	2.5800	13100.	90	26477	No
215	GOM_NL__2PRFIN20070324_185725_000000422056_00371_26477_3500.N1	24-MAR-2007 18:57:25	Bright	42.000	62	94Bet Leo	2.1360	9700.0	84	26477	No
216	GOM_NL__2PRFIN20070324_185850_000000382056_00371_26477_3501.N1	24-MAR-2007 18:58:50	Bright	38.000	96	68Del Leo	2.5600	9300.0	76	26477	No
217	GOM_NL__2PRFIN20070324_190546_000000382056_00371_26477_3502.N1	24-MAR-2007 19:05:46	Bright	38.000	174	52Psi UMa	3.0040	4400.0	76	26477	No
218	GOM_NL__2PRFIN20070324_190906_000000382056_00371_26477_3503.N1	24-MAR-2007 19:09:06	Bright	38.000	87	64Gam UMa	2.4330	11000.	76	26477	No
219	GOM_NL__2PRFIN20070324_191120_000000432056_00371_26477_3504.N1	24-MAR-2007 19:11:20	Bright	43.000	32	77Eps UMa	1.7630	11000.	86	26477	No

220	GOM_NL__2PRFIN20070324_191720_000000412056_00371_26477_3505.N1	24-MAR-2007 19:17:20	Bright	41.000	60	7Bet UMi	2.0810	3950.0	82	26477	No
221	GOM_NL__2PRFIN20070324_193120_000000362056_00371_26477_3506.N1	24-MAR-2007 19:31:20	Bright	35.500	19	50Alp Cyg	1.2460	10500.	71	26477	No
222	GOM_NL__2PRFIN20070324_193256_000000392056_00371_26477_3507.N1	24-MAR-2007 19:32:56	Bright	39.000	66	37Gam Cyg	2.2080	5900.0	78	26477	No
223	GOM_NL__2PRFIN20070324_193448_000000392056_00371_26477_3508.N1	24-MAR-2007 19:34:48	Bright	38.500	92	53Eps Cyg	2.5000	4500.0	77	26477	No
224	GOM_NL__2PRFIN20070324_194351_000000562056_00371_26477_3509.N1	24-MAR-2007 19:43:51	Twilight_stray	55.500	11	53Alp Aql	0.76500	8000.0	111	26477	No
225	GOM_NL__2PRFIN20070324_195452_000000512056_00371_26477_3510.N1	24-MAR-2007 19:54:52	Dark	51.000	155	41Pi Sgr	2.9000	6600.0	102	26477	No
226	GOM_NL__2PRFIN20070324_195701_000000502056_00371_26477_3511.N1	24-MAR-2007 19:57:01	Dark	49.500	57	34Sig Sgr	2.0660	26000.	99	26477	No
227	GOM_NL__2PRFIN20070324_195852_000000572056_00371_26477_3512.N1	24-MAR-2007 19:58:52	Dark	57.000	137	22Lam Sgr	2.8240	4400.0	114	26477	No
228	GOM_NL__2PRFIN20070324_200036_000000602056_00371_26477_3513.N1	24-MAR-2007 20:00:36	Dark	60.000	38	20Eps Sgr	1.8360	11000.	120	26477	No

3. Quality information per product

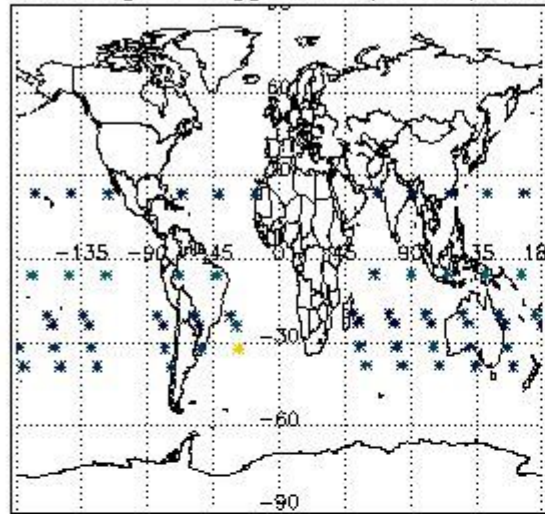
In this section it is plotted some information contained in the Quality Summary data set of the level 2 products. Only products in dark limb conditions and without errors (error flag in the MPH set to "0") are used.

3.1 Plot quality information per product (time dependant)

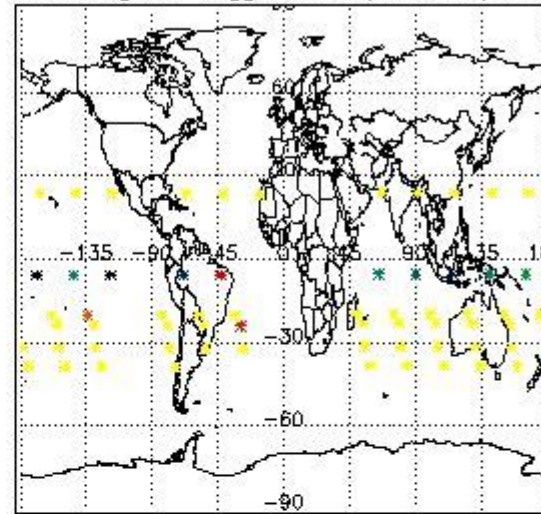


3.2 Plot quality information per product (world map)

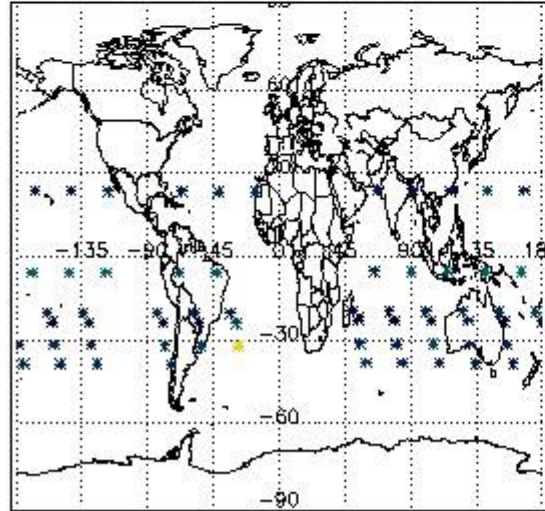
Percentage of flagged data per O3 profile



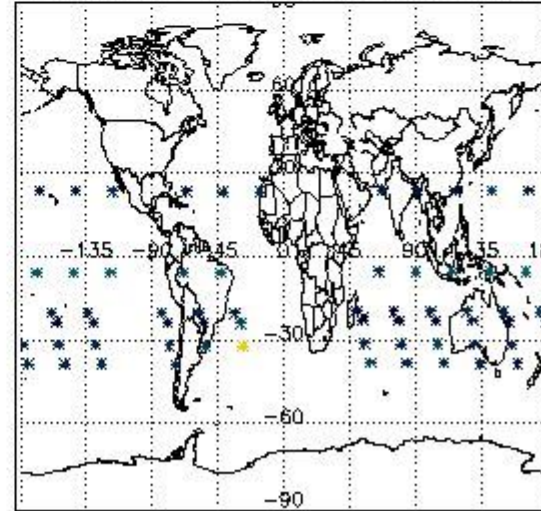
Percentage of flagged data per H2O profile



Percentage of flagged data per NO2 profile



Percentage of flagged data per NO3 profile

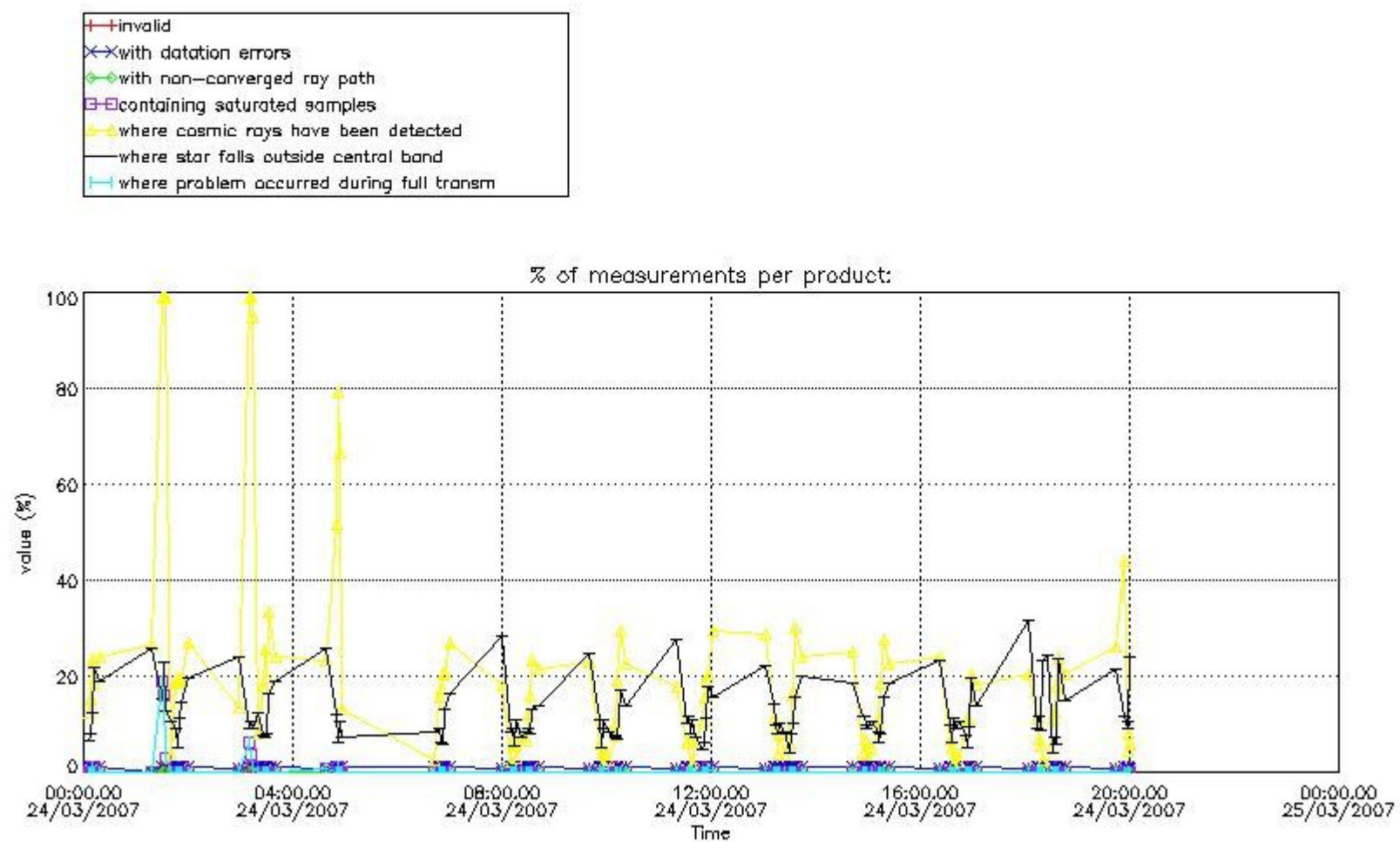


4. Level 1 quality information per product

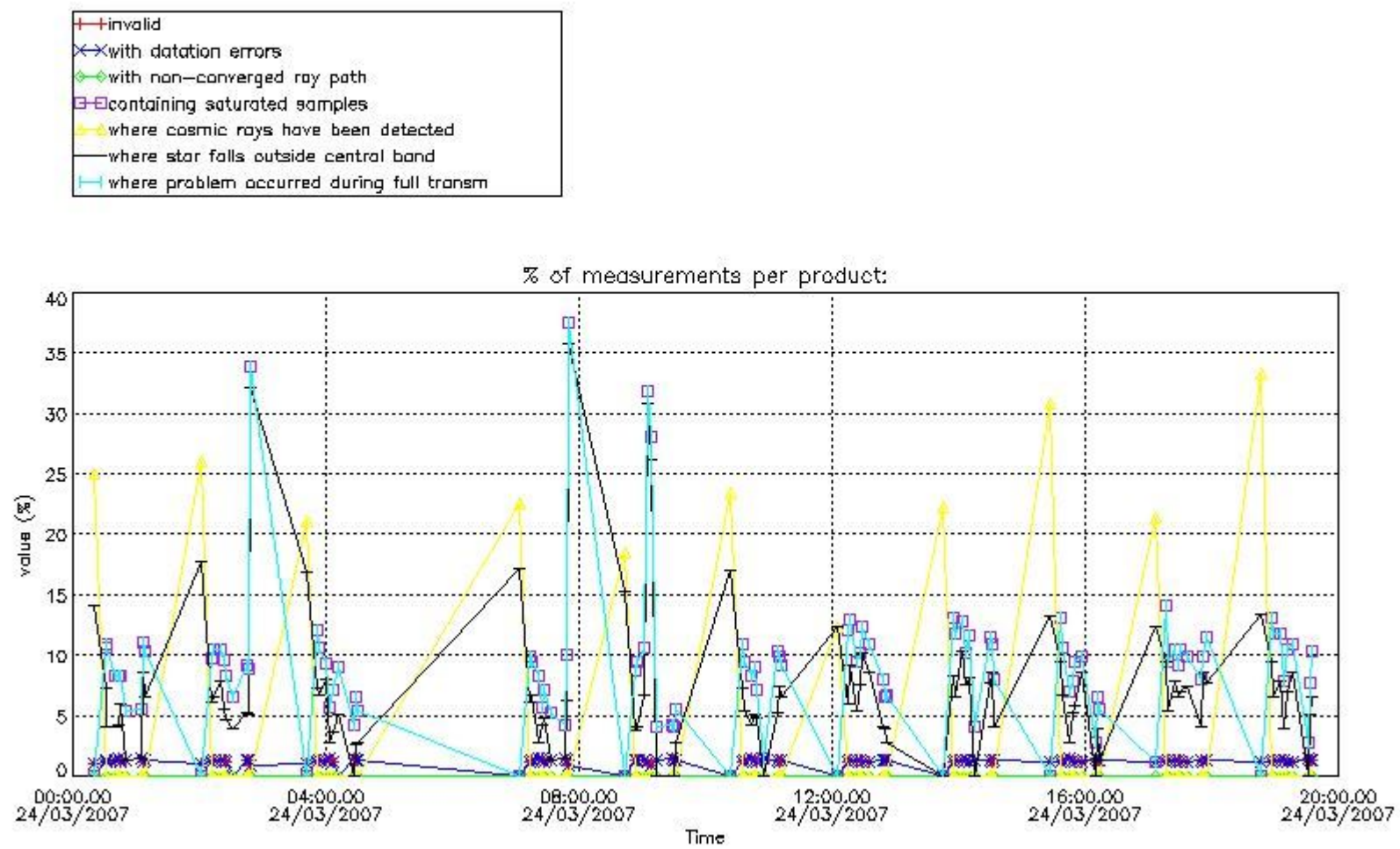
In this section it is plotted some information contained in the Quality Summary data set of the level 2 products that comes from the level 1b processing. Products without errors (error flag in the MPH set to "0") are used.

4.1 Plot quality information per product (time dependant) coming from level 1b processing

4.1.1 Plot level 1 quality information per product (time dependant): ENVISAT ASCENDING passes

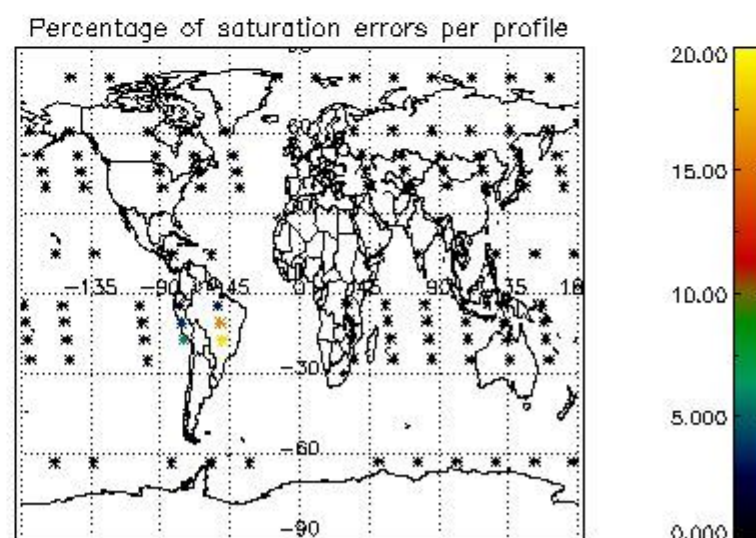
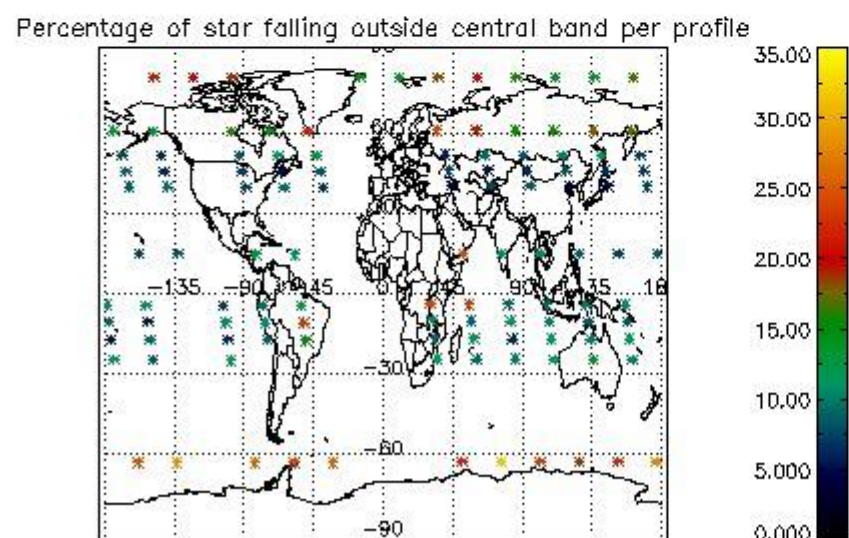
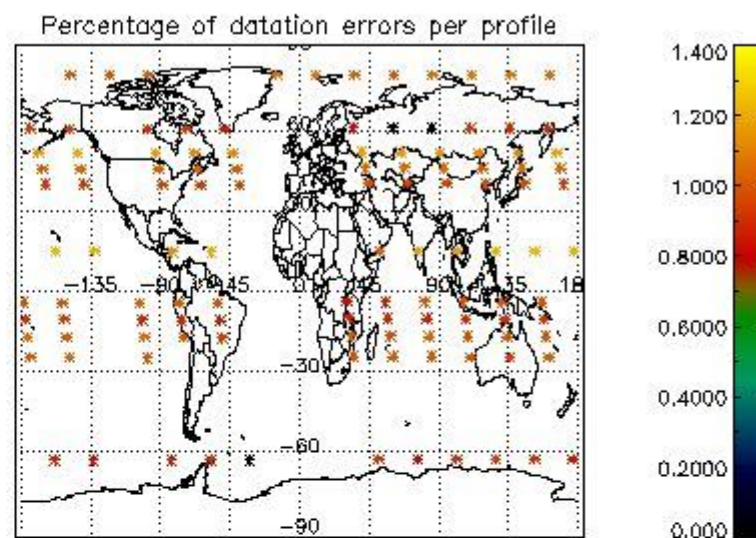
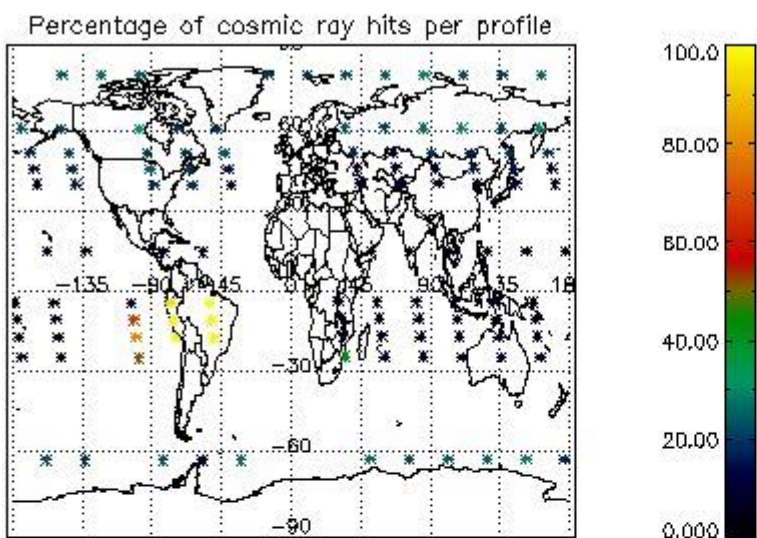


4.1.2 Plot level 1 quality information per product (time dependant): ENVI SAT DESCENDING passes

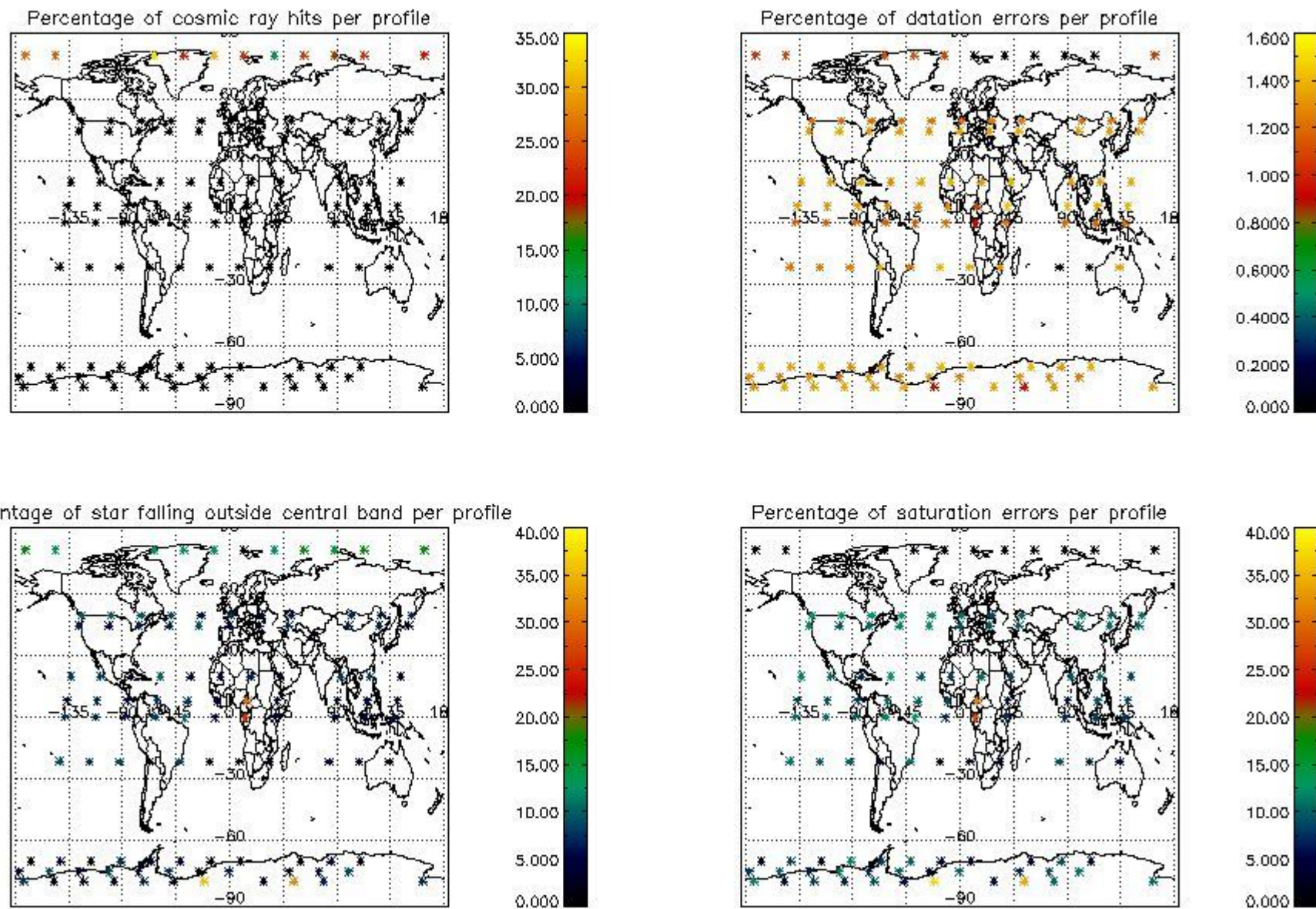


4.2 Plot quality information per product coming from level 1b processing (world map)

4.2.1 Plot level 1 quality information per product (world map): ENVISAT ASCENDING passes



4.2.2 Plot level 1 quality information per product (world map): ENVISAT DESCENDING passes



5. Trace gas profiles

5.1 Ozone statistics based on quality of products

The final quality of the products can be "measured" using the STD (Standard Deviation) attached to every point profile. This information is written to the parameter GOM_NL__2P/NL_LOCAL_SPECIES_DENSITY/o3_std of the level 2 products. The table below shows the statistics for given STD ranges.

The statistics are given with respect to the overall valid production:

- Products without fatal errors: GOM_NL__2P/MPH/PRODUCT_ERR=0
- Valid point profile: GOM_NL__2P/NL_LOCAL_SPECIES_DENSITY/pcd(0)=0

The 'Criteria' is applied to valid points of dark limb products:

- Products in dark limb illumination condition: GOM_NL__2P/NL_SUMMARY_QUALITY/obs_ill_cond=0
- Products without fatal errors: GOM_NL__2P/MPH/PRODUCT_ERR=0
- Valid point profile: GOM_NL__2P/NL_LOCAL_SPECIES_DENSITY/pcd(0)=0

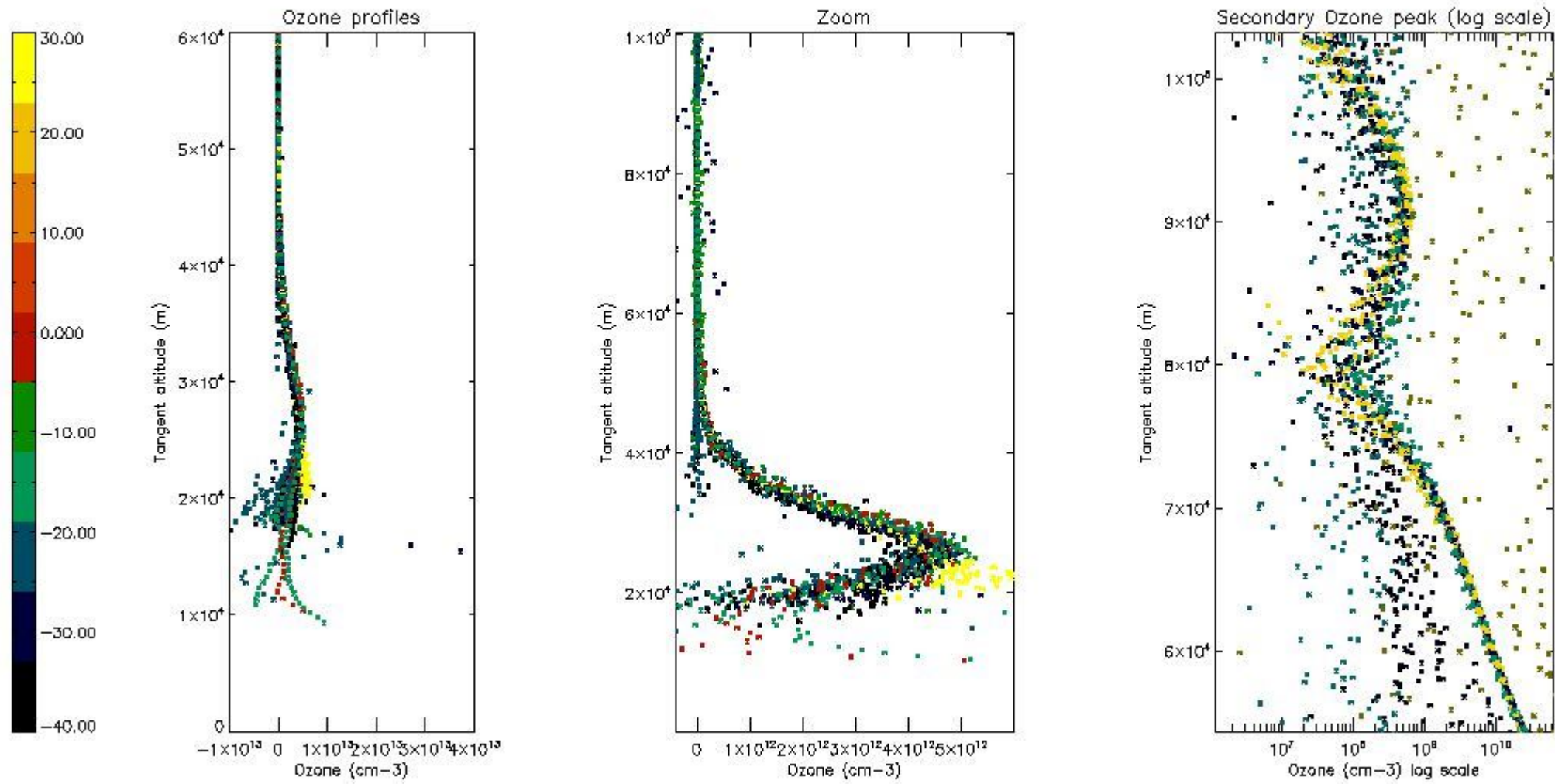
So, the table below shows the percentage of dark limb and valid observations for each criteria with respect to the overall valid daily observations.

Criteria	% of total production
All STD	32
STD < 20	15

STD < 10	12
STD < 5	8

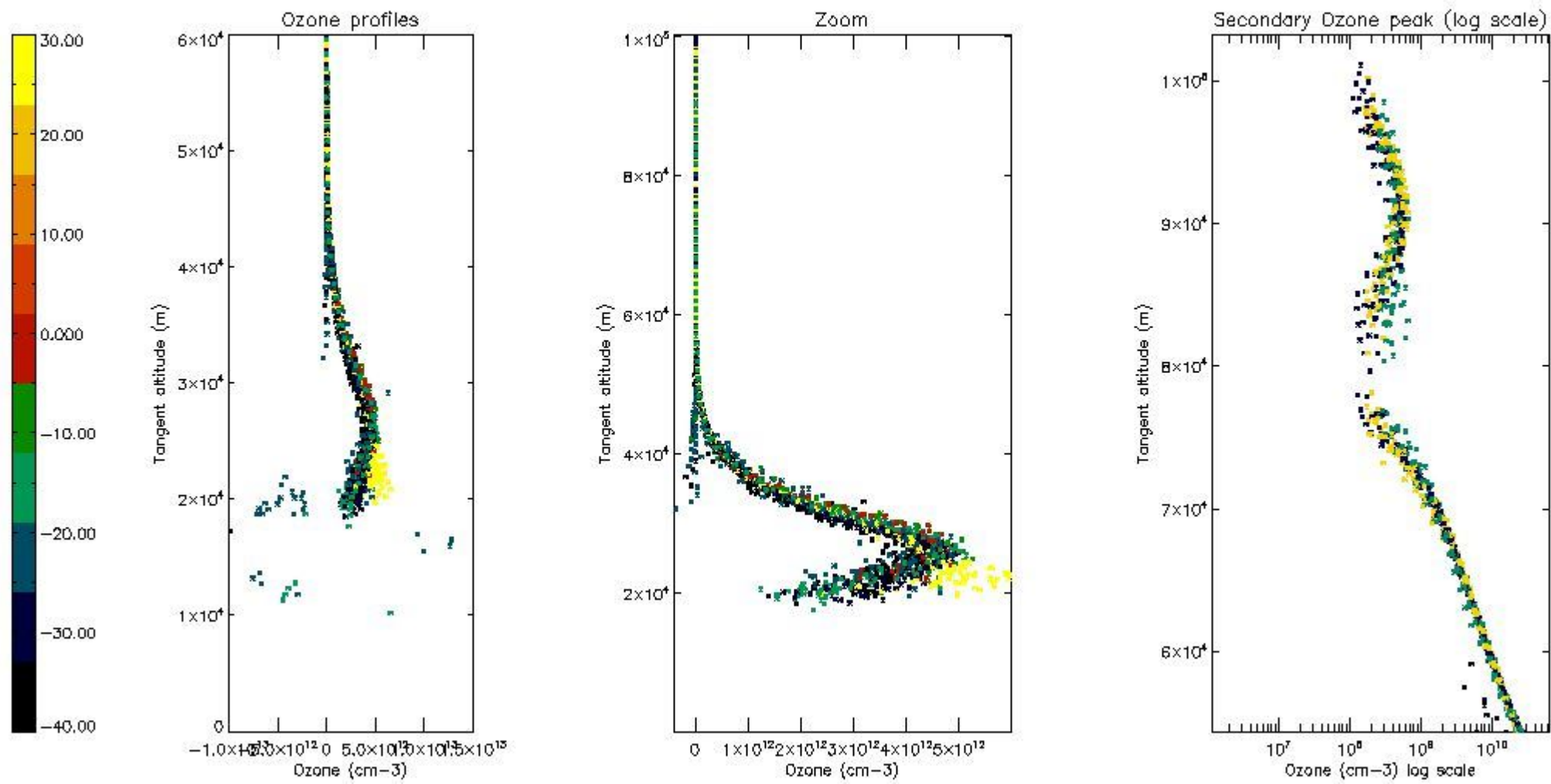
5.2 Plot ozone profiles for all STD (dark without errors)

The colorbar represents the latitude.



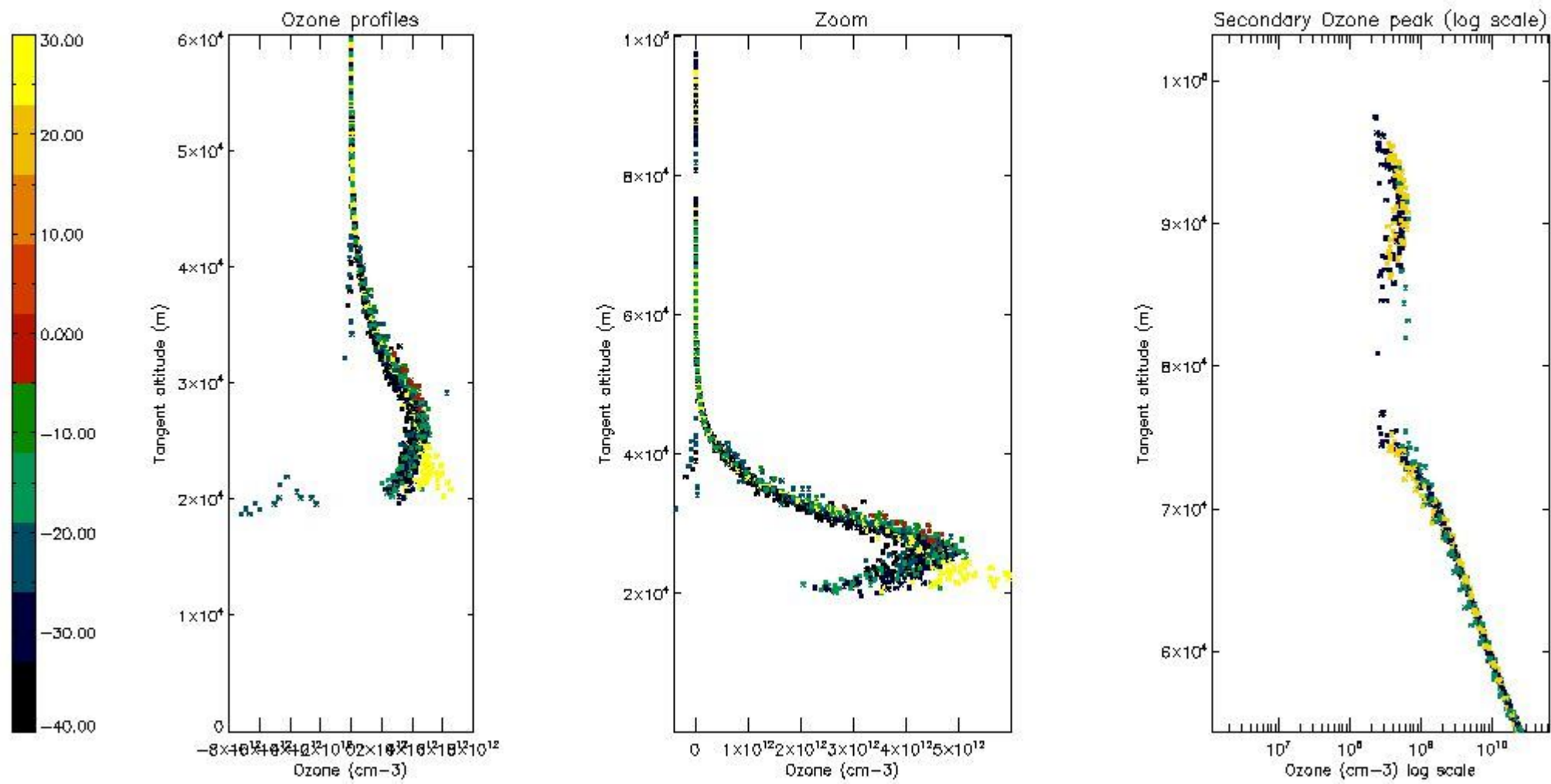
5.3 Plot ozone profiles where STD < 20% (dark without errors)

The colorbar represents the latitude.



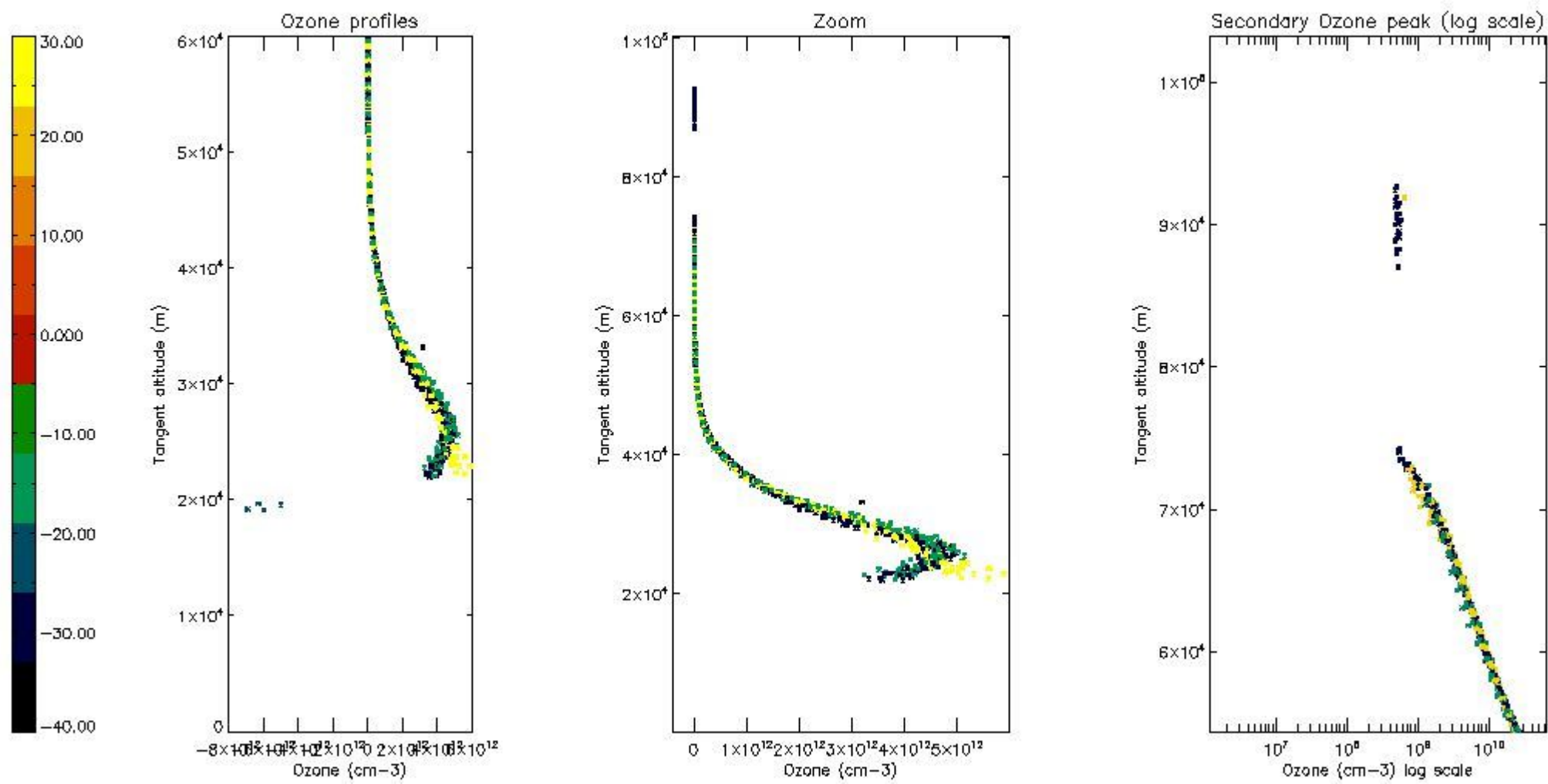
5.4 Plot ozone profiles where STD < 10% (dark without errors)

The colorbar represents the latitude.



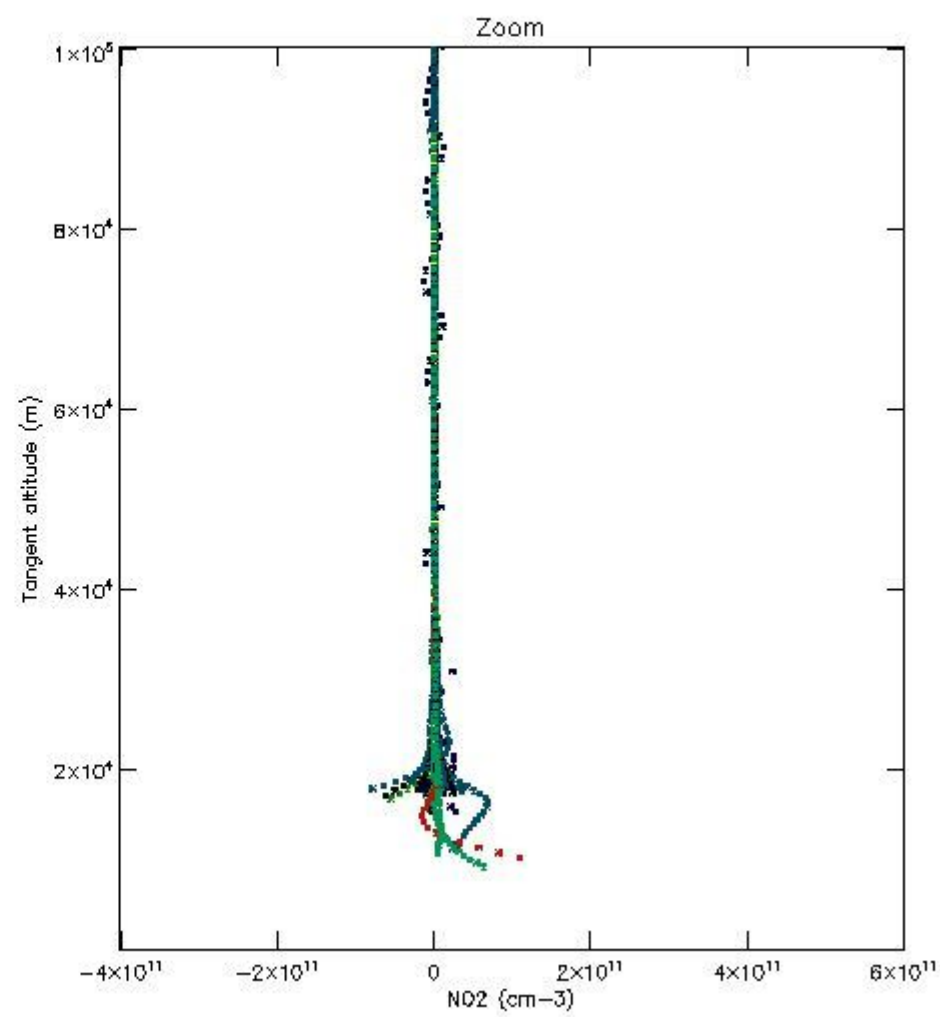
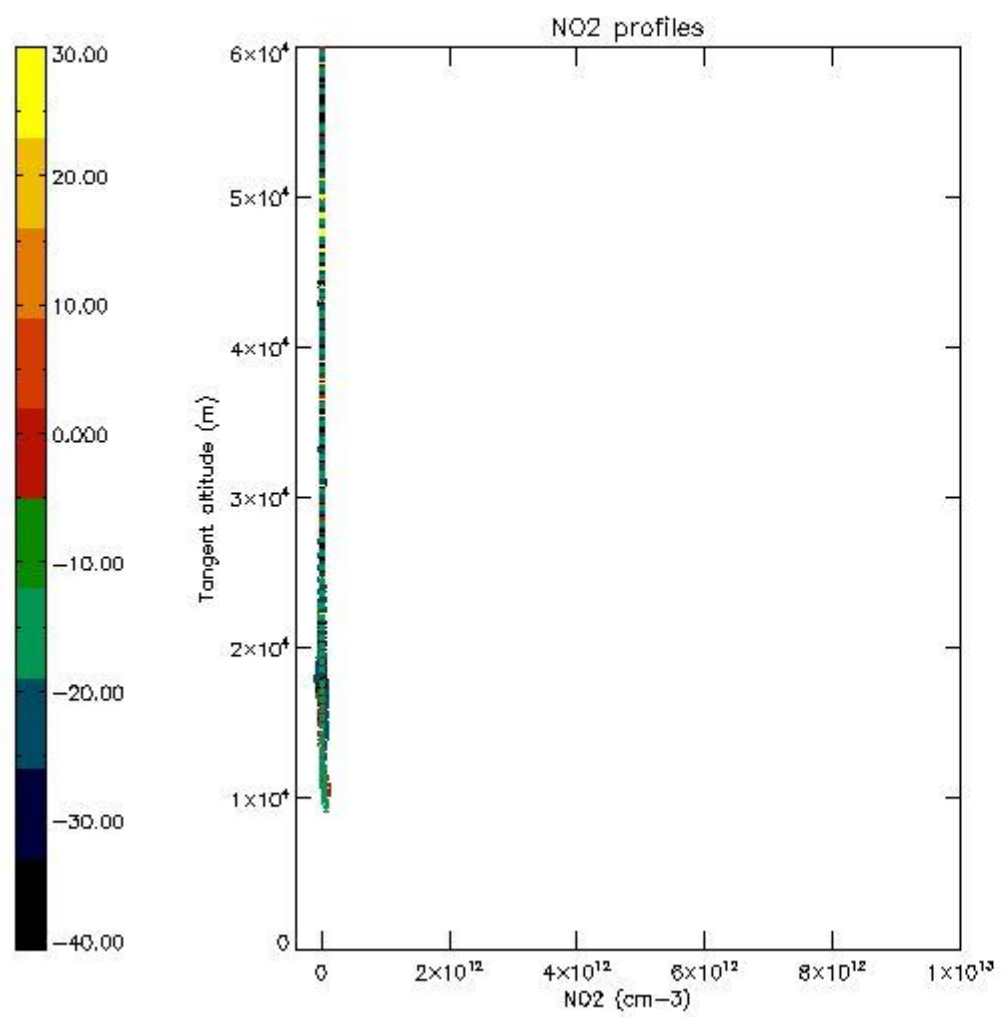
5.5 Plot ozone profiles where STD < 5% (dark without errors)

The colorbar represents the latitude.



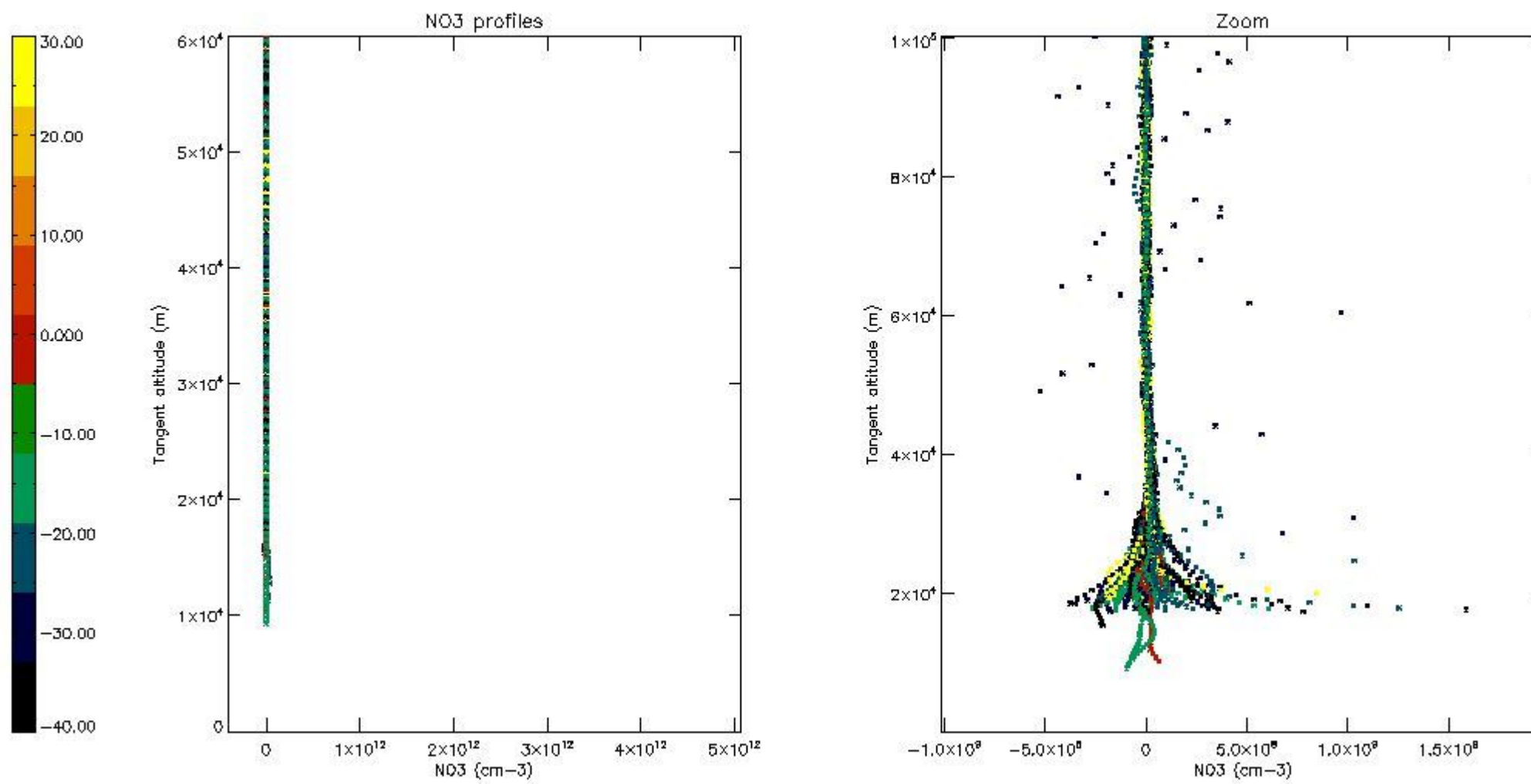
5.6 Plot NO₂ profiles for all STD (dark without errors)

The colorbar represents the latitude.



5.7 Plot NO3 profiles for all STD (dark without errors)

The colorbar represents the latitude.



6. Auxiliary Data Files used for the production reported in section 2

The number reported in the third column indicates since which file (see list in section 2) the corresponding auxiliary file has been used. The fourth column is the date of those product files.

Type	Auxiliary Filename	Used since product	Used since product date
INST_PHYS_CHARACTERISTICS	GOM_INS_AXVIEC20091111_143220_20030716_120000_20500101_000000	1	24-MAR-2007 00:05:39
LEVEL-2_PROC_CONFIG	GOM_PR2_AXVIEC20091111_152718_20020301_000000_20500101_000000	1	24-MAR-2007 00:05:39
CROSS_SECTIONS_FILE	GOM_CRS_AXVIEC20091111_154832_20020301_000000_20500101_000000	1	24-MAR-2007 00:05:39

GOMOS Level 2 Daily Report

SUMMARY

[1. General Info](#)

[2. Summary of processed GOM_NL_2P products](#)

[3. Level 2 Quality information per product](#)

[3.1 Plot of level 2 quality information per product \(time dependant\)](#)

[3.2 Plot of level 2 quality information per product \(world map\)](#)

[4. Level 1 Quality information per product \(stored on level 2 products\)](#)

[4.1 Plot of level 1 quality information per product \(time dependant\)](#)

[4.1.1 Plot of level 1 quality information per product \(time dependant\): ASCENDING](#)

[4.1.2 Plot of level 1 quality information per product \(time dependant\): DESCENDING](#)

[4.2 Plot of level 1 quality information per product \(world map\)](#)

[4.2.1 Plot of level 1 quality information per product \(world map\): ASCENDING](#)

[4.2.2 Plot of level 1 quality information per product \(world map\): DESCENDING](#)

[5. Ozone profiles based on quality statistics and other trace gas profiles](#)

[5.1 Ozone statistics based on quality of products](#)

[5.2 Plot ozone profiles for all STD \(dark without errors\)](#)

[5.3 Plot ozone profiles where STD < 20% \(dark without errors\)](#)

[5.4. Plot ozone profiles where STD < 10% \(dark without errors\)](#)

[5.5. Plot ozone profiles where STD < 5% \(dark without errors\)](#)

[5.6 Plot NO2 profiles for all STD \(dark without errors\)](#)

[5.7 Plot NO3 profiles for all STD \(dark without errors\)](#)

[5.8 Plot H2O profiles \(only for occultations of stars 1,2,3,4,13,14,16,26,63 dark without errors\) for all STD](#)

[6. Auxiliary Data Files used for the production reported in section 2](#)

This report presents the daily analysis on parameters extracted from GOMOS level 2 data (GOM_NL__2P). It is intended to monitor some important parameters that will impact the quality of these products. A list of level 2 products (and content) that have arrived during the reporting day to the PCF is also given.

Item	Value
Time of report generation	22APR2013 17:44:13
Data source version	GOMOS/6.01
Start time of products	24-03-2007 (24MAR2007 00:00:00)
Stop time of products	25-03-2007 (25MAR2007 00:00:00)
Store outputs in DB	Yes
Nb of level 2 prods	228
Nb of prods with errors	0

2. Summary of processed GOM_NL__2P products.

Nr	Filename	UTC Start time	Limb	Duration	Star Id	Star Name	Star Mag	Star Temp	Nb Meas	Orbit	Prod. error
1	GOM_NL__2PRFIN20070324_000539_000000532056_00360_26466_3155.N1	24-MAR-2007 00:05:39	Dark	52.500	131	Gam Lup	2.8000	26000.	105	26466	No
2	GOM_NL__2PRFIN20070324_000718_000000502056_00360_26466_3156.N1	24-MAR-2007 00:07:18	Straylight	49.500	109	Bet Lup	2.6770	26000.	99	26466	No
3	GOM_NL__2PRFIN20070324_000900_000000452056_00360_26466_3157.N1	24-MAR-2007 00:09:00	Straylight	44.500	95	Zet Cen	2.5450	26000.	89	26466	No
4	GOM_NL__2PRFIN20070324_001139_000000602056_00360_26466_3158.N1	24-MAR-2007 00:11:39	Straylight	59.500	54	5The Cen	2.0550	4500.0	119	26466	No
5	GOM_NL__2PRFIN20070324_001825_000000502056_00360_26466_3159.N1	24-MAR-2007 00:18:25	Straylight	50.000	106	9Bet Crv	2.6480	5600.0	100	26466	No
6	GOM_NL__2PRFIN20070324_002032_000000462056_00360_26466_3160.N1	24-MAR-2007 00:20:32	Twilight_stray	46.000	100	4Gam Crv	2.5800	13100.	92	26466	No
7	GOM_NL__2PRFIN20070324_003053_000000422056_00360_26466_3161.N1	24-MAR-2007 00:30:53	Bright	41.500	62	94Bet Leo	2.1360	9700.0	83	26466	No
8	GOM_NL__2PRFIN20070324_003216_000000382056_00360_26466_3162.N1	24-MAR-2007 00:32:16	Bright	37.500	96	68Del Leo	2.5600	9300.0	75	26466	No
9	GOM_NL__2PRFIN20070324_003913_000000372056_00360_26466_3163.N1	24-MAR-2007 00:39:13	Bright	36.500	174	52Psi UMa	3.0040	4400.0	73	26466	No
10	GOM_NL__2PRFIN20070324_004230_000000362056_00360_26466_3164.N1	24-MAR-2007 00:42:30	Bright	36.000	82	48Bet UMa	2.3650	10600.	72	26466	No
11	GOM_NL__2PRFIN20070324_004451_000000422056_00360_26466_3165.N1	24-MAR-2007 00:44:51	Bright	42.000	32	77Eps UMa	1.7630	11000.	84	26466	No
12	GOM_NL__2PRFIN20070324_005049_000000382056_00360_26466_3166.N1	24-MAR-2007 00:50:49	Bright	37.500	60	7Bet UMi	2.0810	3950.0	75	26466	No
13	GOM_NL__2PRFIN20070324_010445_000000362056_00360_26466_3167.N1	24-MAR-2007 01:04:45	Bright	36.000	19	50Alp Cyg	1.2460	10500.	72	26466	No
14	GOM_NL__2PRFIN20070324_010621_000000412056_00360_26466_3168.N1	24-MAR-2007 01:06:21	Bright	40.500	66	37Gam Cyg	2.2080	5900.0	81	26466	No
15	GOM_NL__2PRFIN20070324_010811_000000392056_00360_26466_3169.N1	24-MAR-2007 01:08:11	Bright	38.500	92	53Eps Cyg	2.5000	4500.0	77	26466	No
16	GOM_NL__2PRFIN20070324_011710_000000572056_00360_26466_3170.N1	24-MAR-2007 01:17:10	Twilight_stray	56.500	11	53Alp Aql	0.76500	8000.0	113	26466	No
17	GOM_NL__2PRFIN20070324_013013_000000532056_00360_26466_3171.N1	24-MAR-2007 01:30:13	Dark	53.000	57	34Sig Sgr	2.0660	26000.	106	26466	No
18	GOM_NL__2PRFIN20070324_013202_000000662056_00360_26466_3172.N1	24-MAR-2007 01:32:02	Dark	66.000	137	22Lam Sgr	2.8240	4400.0	132	26466	No
19	GOM_NL__2PRFIN20070324_013348_000000522056_00360_26466_3173.N1	24-MAR-2007 01:33:48	Dark	51.500	38	20Eps Sgr	1.8360	11000.	103	26466	No
20	GOM_NL__2PRFIN20070324_013913_000000422056_00361_26467_3263.N1	24-MAR-2007 01:39:13	Dark	42.000	141	Bet Ara	2.8400	4600.0	84	26467	No
21	GOM_NL__2PRFIN20070324_014616_000000542056_00361_26467_3264.N1	24-MAR-2007 01:46:16	Dark	54.000	131	Gam Lup	2.8000	26000.	108	26467	No
22	GOM_NL__2PRFIN20070324_014755_000000492056_00361_26467_3265.N1	24-MAR-2007 01:47:55	Straylight	48.500	109	Bet Lup	2.6770	26000.	97	26467	No
23	GOM_NL__2PRFIN20070324_014936_000000452056_00361_26467_3266.N1	24-MAR-2007 01:49:36	Straylight	45.000	95	Zet Cen	2.5450	26000.	90	26467	No
24	GOM_NL__2PRFIN20070324_015215_000000552056_00361_26467_3267.N1	24-MAR-2007 01:52:15	Straylight	54.500	54	5The Cen	2.0550	4500.0	109	26467	No
25	GOM_NL__2PRFIN20070324_015901_000000512056_00361_26467_3268.N1	24-MAR-2007 01:59:01	Straylight	50.500	106	9Bet Crv	2.6480	5600.0	101	26467	No
26	GOM_NL__2PRFIN20070324_020108_000000482056_00361_26467_3269.N1	24-MAR-2007 02:01:08	Twilight_stray	48.000	100	4Gam Crv	2.5800	13100.	96	26467	No
27	GOM_NL__2PRFIN20070324_021128_000000412056_00361_26467_3270.N1	24-MAR-2007 02:11:28	Bright	41.000	62	94Bet Leo	2.1360	9700.0	82	26467	No
28	GOM_NL__2PRFIN20070324_021252_000000382056_00361_26467_3271.N1	24-MAR-2007 02:12:52	Bright	38.000	96	68Del Leo	2.5600	9300.0	76	26467	No
29	GOM_NL__2PRFIN20070324_021949_000000382056_00361_26467_3272.N1	24-MAR-2007 02:19:49	Bright	38.000	174	52Psi UMa	3.0040	4400.0	76	26467	No
30	GOM_NL__2PRFIN20070324_022306_000000372056_00361_26467_3273.N1	24-MAR-2007 02:23:06	Bright	36.500	82	48Bet UMa	2.3650	10600.	73	26467	No
31	GOM_NL__2PRFIN20070324_022526_000000432056_00361_26467_3274.N1	24-MAR-2007 02:25:26	Bright	42.500	32	77Eps UMa	1.7630	11000.	85	26467	No
32	GOM_NL__2PRFIN20070324_023125_000000382056_00361_26467_3275.N1	24-MAR-2007 02:31:25	Bright	38.000	60	7Bet UMi	2.0810	3950.0	76	26467	No
33	GOM_NL__2PRFIN20070324_024521_000000382056_00361_26467_3276.N1	24-MAR-2007 02:45:21	Bright	38.000	19	50Alp Cyg	1.2460	10500.	76	26467	No
34	GOM_NL__2PRFIN20070324_024656_000000402056_00361_26467_3277.N1	24-MAR-2007 02:46:56	Bright	39.500	66	37Gam Cyg	2.2080	5900.0	79	26467	No
35	GOM_NL__2PRFIN20070324_024847_000000532056_00361_26467_3278.N1	24-MAR-2007 02:48:47	Bright	53.000	92	53Eps Cyg	2.5000	4500.0	106	26467	No
36	GOM_NL__2PRFIN20070324_025746_000000562056_00361_26467_3279.N1	24-MAR-2007 02:57:46	Twilight_stray	56.000	11	53Alp Aql	0.76500	8000.0	112	26467	No
37	GOM_NL__2PRFIN20070324_031050_000000502056_00361_26467_3280.N1	24-MAR-2007 03:10:50	Dark	50.000	57	34Sig Sgr	2.0660	26000.	100	26467	No
38	GOM_NL__2PRFIN20070324_031239_000000572056_00361_26467_3281.N1	24-MAR-2007 03:12:39	Dark	57.000	137	22Lam Sgr	2.8240	4400.0	114	26467	No
39	GOM_NL__2PRFIN20070324_031426_000000502056_00361_26467_3282.N1	24-MAR-2007 03:14:26	Dark	49.500	38	20Eps Sgr	1.8360	11000.	99	26467	No
40	GOM_NL__2PRFIN20070324_031950_000000442056_00362_26468_3271.N1	24-MAR-2007 03:19:50	Dark	44.000	141	Bet Ara	2.8400	4600.0	88	26468	No
41	GOM_NL__2PRFIN20070324_032653_000000532056_00362_26468_3272.N1	24-MAR-2007 03:26:53	Dark	53.000	131	Gam Lup	2.8000	26000.	106	26468	No
42	GOM_NL__2PRFIN20070324_032832_000000492056_00362_26468_3273.N1	24-MAR-2007 03:28:32	Straylight	49.000	109	Bet Lup	2.6770	26000.	98	26468	No

43	GOM_NL__2PRFIN20070324_033013_000000432056_00362_26468_3274.N1	24-MAR-2007 03:30:13	Straylight	43.000	95	Zet Cen	2.5450	26000.	86	26468	No
44	GOM_NL__2PRFIN20070324_033252_000000562056_00362_26468_3275.N1	24-MAR-2007 03:32:52	Straylight	55.500	54	5The Cen	2.0550	4500.0	111	26468	No
45	GOM_NL__2PRFIN20070324_033937_000000502056_00362_26468_3276.N1	24-MAR-2007 03:39:37	Straylight	50.000	106	9Bet Crv	2.6480	5600.0	100	26468	No
46	GOM_NL__2PRFIN20070324_034144_000000482056_00362_26468_3277.N1	24-MAR-2007 03:41:44	Tw_i_and_stray	47.500	100	4Gam Crv	2.5800	13100.	95	26468	No
47	GOM_NL__2PRFIN20070324_035204_000000422056_00362_26468_3278.N1	24-MAR-2007 03:52:04	Bright	41.500	62	94Bet Leo	2.1360	9700.0	83	26468	No
48	GOM_NL__2PRFIN20070324_035328_000000382056_00362_26468_3279.N1	24-MAR-2007 03:53:28	Bright	37.500	96	68Del Leo	2.5600	9300.0	75	26468	No
49	GOM_NL__2PRFIN20070324_040025_000000382056_00362_26468_3280.N1	24-MAR-2007 04:00:25	Bright	37.500	174	52Psi UMa	3.0040	4400.0	75	26468	No
50	GOM_NL__2PRFIN20070324_040342_000000362056_00362_26468_3281.N1	24-MAR-2007 04:03:42	Bright	35.500	82	48Bet UMa	2.3650	10600.	71	26468	No
51	GOM_NL__2PRFIN20070324_040602_000000422056_00362_26468_3282.N1	24-MAR-2007 04:06:02	Bright	42.000	32	77Eps UMa	1.7630	11000.	84	26468	No
52	GOM_NL__2PRFIN20070324_041200_000000392056_00362_26468_3283.N1	24-MAR-2007 04:12:00	Bright	39.000	60	7Bet UMi	2.0810	3950.0	78	26468	No
53	GOM_NL__2PRFIN20070324_042557_000000362056_00362_26468_3284.N1	24-MAR-2007 04:25:57	Bright	35.500	19	50Alp Cyg	1.2460	10500.	71	26468	No
54	GOM_NL__2PRFIN20070324_042733_000000392056_00362_26468_3285.N1	24-MAR-2007 04:27:33	Bright	38.500	66	37Gam Cyg	2.2080	5900.0	77	26468	No
55	GOM_NL__2PRFIN20070324_042923_000000372056_00362_26468_3286.N1	24-MAR-2007 04:29:23	Bright	37.000	92	53Eps Cyg	2.5000	4500.0	74	26468	No
56	GOM_NL__2PRFIN20070324_043823_000000582056_00362_26468_3287.N1	24-MAR-2007 04:38:23	Tw_i_and_stray	58.000	11	53Alp Aql	0.76500	8000.0	116	26468	No
57	GOM_NL__2PRFIN20070324_044919_000000512056_00362_26468_3288.N1	24-MAR-2007 04:49:19	Dark	50.500	155	41Pi Sgr	2.9000	6600.0	101	26468	No
58	GOM_NL__2PRFIN20070324_045128_000000492056_00362_26468_3289.N1	24-MAR-2007 04:51:28	Dark	48.500	57	34Sig Sgr	2.0660	26000.	97	26468	No
59	GOM_NL__2PRFIN20070324_045317_000000572056_00362_26468_3290.N1	24-MAR-2007 04:53:17	Dark	57.000	137	22Lam Sgr	2.8240	4400.0	114	26468	No
60	GOM_NL__2PRFIN20070324_045503_000000492056_00362_26468_3291.N1	24-MAR-2007 04:55:03	Dark	49.000	38	20Eps Sgr	1.8360	11000.	98	26468	No
61	GOM_NL__2PRFIN20070324_064103_000000422056_00364_26470_3372.N1	24-MAR-2007 06:41:03	Dark	41.500	141	Bet Ara	2.8400	4600.0	83	26470	No
62	GOM_NL__2PRFIN20070324_064807_000000542056_00364_26470_3373.N1	24-MAR-2007 06:48:07	Dark	54.000	131	Gam Lup	2.8000	26000.	108	26470	No
63	GOM_NL__2PRFIN20070324_064946_000000492056_00364_26470_3374.N1	24-MAR-2007 06:49:46	Straylight	48.500	109	Bet Lup	2.6770	26000.	97	26470	No
64	GOM_NL__2PRFIN20070324_065126_000000422056_00364_26470_3375.N1	24-MAR-2007 06:51:26	Straylight	42.000	95	Zet Cen	2.5450	26000.	84	26470	No
65	GOM_NL__2PRFIN20070324_065405_000000532056_00364_26470_3376.N1	24-MAR-2007 06:54:05	Straylight	53.000	54	5The Cen	2.0550	4500.0	106	26470	No
66	GOM_NL__2PRFIN20070324_070050_000000492056_00364_26470_3377.N1	24-MAR-2007 07:00:50	Straylight	48.500	106	9Bet Crv	2.6480	5600.0	97	26470	No
67	GOM_NL__2PRFIN20070324_070257_000000472056_00364_26470_3378.N1	24-MAR-2007 07:02:57	Tw_i_and_stray	46.500	100	4Gam Crv	2.5800	13100.	93	26470	No
68	GOM_NL__2PRFIN20070324_071315_000000412056_00364_26470_3379.N1	24-MAR-2007 07:13:15	Bright	40.500	62	94Bet Leo	2.1360	9700.0	81	26470	No
69	GOM_NL__2PRFIN20070324_071439_000000372056_00364_26470_3380.N1	24-MAR-2007 07:14:39	Bright	37.000	96	68Del Leo	2.5600	9300.0	74	26470	No
70	GOM_NL__2PRFIN20070324_072136_000000362056_00364_26470_3381.N1	24-MAR-2007 07:21:36	Bright	36.000	174	52Psi UMa	3.0040	4400.0	72	26470	No
71	GOM_NL__2PRFIN20070324_072453_000000352056_00364_26470_3382.N1	24-MAR-2007 07:24:53	Bright	35.000	82	48Bet UMa	2.3650	10600.	70	26470	No
72	GOM_NL__2PRFIN20070324_072712_000000422056_00364_26470_3383.N1	24-MAR-2007 07:27:12	Bright	42.000	32	77Eps UMa	1.7630	11000.	84	26470	No
73	GOM_NL__2PRFIN20070324_073312_000000382056_00364_26470_3384.N1	24-MAR-2007 07:33:12	Bright	38.000	60	7Bet UMi	2.0810	3950.0	76	26470	No
74	GOM_NL__2PRFIN20070324_074709_000000362056_00364_26470_3385.N1	24-MAR-2007 07:47:09	Bright	36.000	19	50Alp Cyg	1.2460	10500.	72	26470	No
75	GOM_NL__2PRFIN20070324_074845_000000402056_00364_26470_3386.N1	24-MAR-2007 07:48:45	Bright	40.000	66	37Gam Cyg	2.2080	5900.0	80	26470	No
76	GOM_NL__2PRFIN20070324_075035_000000562056_00364_26470_3387.N1	24-MAR-2007 07:50:35	Bright	56.000	92	53Eps Cyg	2.5000	4500.0	112	26470	No
77	GOM_NL__2PRFIN20070324_075936_000000602056_00364_26470_3388.N1	24-MAR-2007 07:59:36	Tw_i_and_stray	60.000	11	53Alp Aql	0.76500	8000.0	120	26470	No
78	GOM_NL__2PRFIN20070324_081033_000000492056_00364_26470_3389.N1	24-MAR-2007 08:10:33	Dark	48.500	155	41Pi Sgr	2.9000	6600.0	97	26470	No
79	GOM_NL__2PRFIN20070324_081242_000000502056_00364_26470_3390.N1	24-MAR-2007 08:12:42	Dark	50.000	57	34Sig Sgr	2.0660	26000.	100	26470	No
80	GOM_NL__2PRFIN20070324_081431_000000542056_00364_26470_3391.N1	24-MAR-2007 08:14:31	Dark	53.500	137	22Lam Sgr	2.8240	4400.0	107	26470	No
81	GOM_NL__2PRFIN20070324_081617_000000512056_00364_26470_3392.N1	24-MAR-2007 08:16:17	Dark	51.000	38	20Eps Sgr	1.8360	11000.	102	26470	No
82	GOM_NL__2PRFIN20070324_082140_000000412056_00365_26471_3384.N1	24-MAR-2007 08:21:40	Dark	40.500	141	Bet Ara	2.8400	4600.0	81	26471	No
83	GOM_NL__2PRFIN20070324_082844_000000542056_00365_26471_3385.N1	24-MAR-2007 08:28:44	Dark	53.500	131	Gam Lup	2.8000	26000.	107	26471	No
84	GOM_NL__2PRFIN20070324_083022_000000502056_00365_26471_3386.N1	24-MAR-2007 08:30:22	Straylight	50.000	109	Bet Lup	2.6770	26000.	100	26471	No
85	GOM_NL__2PRFIN20070324_083203_000000442056_00365_26471_3387.N1	24-MAR-2007 08:32:03	Straylight	43.500	95	Zet Cen	2.5450	26000.	87	26471	No
86	GOM_NL__2PRFIN20070324_083441_000000542056_00365_26471_3388.N1	24-MAR-2007 08:34:41	Straylight	53.500	54	5The Cen	2.0550	4500.0	107	26471	No
87	GOM_NL__2PRFIN20070324_084126_000000472056_00365_26471_3389.N1	24-MAR-2007 08:41:26	Straylight	47.000	106	9Bet Crv	2.6480	5600.0	94	26471	No
88	GOM_NL__2PRFIN20070324_084333_000000462056_00365_26471_3390.N1	24-MAR-2007 08:43:33	Tw_i_and_stray	46.000	100	4Gam Crv	2.5800	13100.	92	26471	No
89	GOM_NL__2PRFIN20070324_085351_000000402056_00365_26471_3391.N1	24-MAR-2007 08:53:51	Bright	40.000	62	94Bet Leo	2.1360	9700.0	80	26471	No
90	GOM_NL__2PRFIN20070324_085515_000000372056_00365_26471_3392.N1	24-MAR-2007 08:55:15	Bright	37.000	96	68Del Leo	2.5600	9300.0	74	26471	No
91	GOM_NL__2PRFIN20070324_090212_000000382056_00365_26471_3393.N1	24-MAR-2007 09:02:12	Bright	37.500	174	52Psi UMa	3.0040	4400.0	75	26471	No
92	GOM_NL__2PRFIN20070324_090532_000000462056_00365_26471_3394.N1	24-MAR-2007 09:05:32	Bright	45.500	82	48Bet UMa	2.3650	10600.	91	26471	No
93	GOM_NL__2PRFIN20070324_090748_000000542056_00365_26471_3395.N1	24-MAR-2007 09:07:48	Bright	53.500	32	77Eps UMa	1.7630	11000.	107	26471	No
94	GOM_NL__2PRFIN20070324_091347_000000372056_00365_26471_3396.N1	24-MAR-2007 09:13:47	Bright	37.000	60	7Bet UMi	2.0810	3950.0	74	26471	No
95	GOM_NL__2PRFIN20070324_092744_000000362056_00365_26471_3397.N1	24-MAR-2007 09:27:44	Bright	36.000	19	50Alp Cyg	1.2460	10500.	72	26471	No
96	GOM_NL__2PRFIN20070324_092921_000000382056_00365_26471_3398.N1	24-MAR-2007 09:29:21	Bright	37.500	66	37Gam Cyg	2.2080	5900.0	75	26471	No
97	GOM_NL__2PRFIN20070324_093111_000000372056_00365_26471_3399.N1	24-MAR-2007 09:31:11	Bright	36.500	92	53Eps Cyg	2.5000	4500.0	73	26471	No
98	GOM_NL__2PRFIN20070324_094012_000000572056_00365_26471_3400.N1	24-MAR-2007 09:40:12	Tw_i_and_stray	57.000	11	53Alp Aql	0.76500	8000.0	114	26471	No
99	GOM_NL__2PRFIN20070324_095110_000000512056_00365_26471_3401.N1	24-MAR-2007 09:51:10	Dark	50.500	155	41Pi Sgr	2.9000	6600.0	101	26471	No
100	GOM_NL__2PRFIN20070324_095319_000000482056_00365_26471_3402.N1	24-MAR-2007 09:53:19	Dark	48.000	57	34Sig Sgr	2.0660	26000.	96	26471	No
101	GOM_NL__2PRFIN20070324_095509_000000562056_00365_26471_3403.N1	24-MAR-2007 09:55:09	Dark	56.000	137	22Lam Sgr	2.8240	4400.0	112	26471	No

102	GOM_NL__2PRFIN20070324_095654_000000512056_00365_26471_3404.N1	24-MAR-2007 09:56:54	Dark	51.000	38	20Eps Sgr	1.8360	11000.	102	26471	No
103	GOM_NL__2PRFIN20070324_100216_000000422056_00366_26472_3400.N1	24-MAR-2007 10:02:16	Dark	41.500	141	Bet Ara	2.8400	4600.0	83	26472	No
104	GOM_NL__2PRFIN20070324_100921_000000532056_00366_26472_3401.N1	24-MAR-2007 10:09:21	Dark	53.000	131	Gam Lup	2.8000	26000.	106	26472	No
105	GOM_NL__2PRFIN20070324_101059_000000492056_00366_26472_3402.N1	24-MAR-2007 10:10:59	Straylight	49.000	109	Bet Lup	2.6770	26000.	98	26472	No
106	GOM_NL__2PRFIN20070324_101239_000000432056_00366_26472_3403.N1	24-MAR-2007 10:12:39	Straylight	42.500	95	Zet Cen	2.5450	26000.	85	26472	No
107	GOM_NL__2PRFIN20070324_101518_000000562056_00366_26472_3404.N1	24-MAR-2007 10:15:18	Straylight	56.000	54	5The Cen	2.0550	4500.0	112	26472	No
108	GOM_NL__2PRFIN20070324_102202_000000472056_00366_26472_3405.N1	24-MAR-2007 10:22:02	Straylight	46.500	106	9Bet Crv	2.6480	5600.0	93	26472	No
109	GOM_NL__2PRFIN20070324_102408_000000472056_00366_26472_3406.N1	24-MAR-2007 10:24:08	Tw_i_and_stray	47.000	100	4Gam Crv	2.5800	13100.	94	26472	No
110	GOM_NL__2PRFIN20070324_103427_000000412056_00366_26472_3407.N1	24-MAR-2007 10:34:27	Bright	41.000	62	94Bet Leo	2.1360	9700.0	82	26472	No
111	GOM_NL__2PRFIN20070324_103551_000000372056_00366_26472_3408.N1	24-MAR-2007 10:35:51	Bright	37.000	96	68Del Leo	2.5600	9300.0	74	26472	No
112	GOM_NL__2PRFIN20070324_104248_000000362056_00366_26472_3409.N1	24-MAR-2007 10:42:48	Bright	36.000	174	52Psi UMa	3.0040	4400.0	72	26472	No
113	GOM_NL__2PRFIN20070324_104608_000000392056_00366_26472_3410.N1	24-MAR-2007 10:46:08	Bright	39.000	87	64Gam UMa	2.4330	11000.	78	26472	No
114	GOM_NL__2PRFIN20070324_104823_000000422056_00366_26472_3411.N1	24-MAR-2007 10:48:23	Bright	42.000	32	77Eps UMa	1.7630	11000.	84	26472	No
115	GOM_NL__2PRFIN20070324_105422_000000362056_00366_26472_3412.N1	24-MAR-2007 10:54:22	Bright	36.000	60	7Bet UMi	2.0810	3950.0	72	26472	No
116	GOM_NL__2PRFIN20070324_110820_000000392056_00366_26472_3413.N1	24-MAR-2007 11:08:20	Bright	38.500	19	50Alp Cyg	1.2460	10500.	77	26472	No
117	GOM_NL__2PRFIN20070324_110956_000000412056_00366_26472_3414.N1	24-MAR-2007 11:09:56	Bright	40.500	66	37Gam Cyg	2.2080	5900.0	81	26472	No
118	GOM_NL__2PRFIN20070324_111147_000000392056_00366_26472_3415.N1	24-MAR-2007 11:11:47	Bright	38.500	92	53Eps Cyg	2.5000	4500.0	77	26472	No
119	GOM_NL__2PRFIN20070324_112049_000000602056_00366_26472_3416.N1	24-MAR-2007 11:20:49	Tw_i_and_stray	59.500	11	53Alp Aql	0.76500	8000.0	119	26472	No
120	GOM_NL__2PRFIN20070324_113147_000000502056_00366_26472_3417.N1	24-MAR-2007 11:31:47	Dark	49.500	155	41Pi Sgr	2.9000	6600.0	99	26472	No
121	GOM_NL__2PRFIN20070324_113356_000000512056_00366_26472_3418.N1	24-MAR-2007 11:33:56	Dark	51.000	57	34Sig Sgr	2.0660	26000.	102	26472	No
122	GOM_NL__2PRFIN20070324_113546_000000562056_00366_26472_3419.N1	24-MAR-2007 11:35:46	Dark	55.500	137	22Lam Sgr	2.8240	4400.0	111	26472	No
123	GOM_NL__2PRFIN20070324_113731_000000512056_00366_26472_3420.N1	24-MAR-2007 11:37:31	Dark	51.000	38	20Eps Sgr	1.8360	11000.	102	26472	No
124	GOM_NL__2PRFIN20070324_114253_000000412056_00367_26473_3417.N1	24-MAR-2007 11:42:53	Dark	40.500	141	Bet Ara	2.8400	4600.0	81	26473	No
125	GOM_NL__2PRFIN20070324_114958_000000522056_00367_26473_3418.N1	24-MAR-2007 11:49:58	Dark	51.500	131	Gam Lup	2.8000	26000.	103	26473	No
126	GOM_NL__2PRFIN20070324_115136_000000482056_00367_26473_3419.N1	24-MAR-2007 11:51:36	Straylight	48.000	109	Bet Lup	2.6770	26000.	96	26473	No
127	GOM_NL__2PRFIN20070324_115315_000000452056_00367_26473_3420.N1	24-MAR-2007 11:53:15	Straylight	44.500	95	Zet Cen	2.5450	26000.	89	26473	No
128	GOM_NL__2PRFIN20070324_115555_000000572056_00367_26473_3421.N1	24-MAR-2007 11:55:55	Straylight	56.500	54	5The Cen	2.0550	4500.0	113	26473	No
129	GOM_NL__2PRFIN20070324_120238_000000482056_00367_26473_3422.N1	24-MAR-2007 12:02:38	Straylight	47.500	106	9Bet Crv	2.6480	5600.0	95	26473	No
130	GOM_NL__2PRFIN20070324_120444_000000452056_00367_26473_3423.N1	24-MAR-2007 12:04:44	Tw_i_and_stray	44.500	100	4Gam Crv	2.5800	13100.	89	26473	No
131	GOM_NL__2PRFIN20070324_121502_000000422056_00367_26473_3424.N1	24-MAR-2007 12:15:02	Bright	41.500	62	94Bet Leo	2.1360	9700.0	83	26473	No
132	GOM_NL__2PRFIN20070324_121627_000000392056_00367_26473_3425.N1	24-MAR-2007 12:16:27	Bright	38.500	96	68Del Leo	2.5600	9300.0	77	26473	No
133	GOM_NL__2PRFIN20070324_122323_000000372056_00367_26473_3426.N1	24-MAR-2007 12:23:23	Bright	37.000	174	52Psi UMa	3.0040	4400.0	74	26473	No
134	GOM_NL__2PRFIN20070324_122643_000000402056_00367_26473_3427.N1	24-MAR-2007 12:26:43	Bright	39.500	87	64Gam UMa	2.4330	11000.	79	26473	No
135	GOM_NL__2PRFIN20070324_122858_000000452056_00367_26473_3428.N1	24-MAR-2007 12:28:58	Bright	44.500	32	77Eps UMa	1.7630	11000.	89	26473	No
136	GOM_NL__2PRFIN20070324_123458_000000412056_00367_26473_3429.N1	24-MAR-2007 12:34:58	Bright	41.000	60	7Bet UMi	2.0810	3950.0	82	26473	No
137	GOM_NL__2PRFIN20070324_124856_000000382056_00367_26473_3430.N1	24-MAR-2007 12:48:56	Bright	37.500	19	50Alp Cyg	1.2460	10500.	75	26473	No
138	GOM_NL__2PRFIN20070324_125032_000000392056_00367_26473_3431.N1	24-MAR-2007 12:50:32	Bright	38.500	66	37Gam Cyg	2.2080	5900.0	77	26473	No
139	GOM_NL__2PRFIN20070324_125223_000000372056_00367_26473_3432.N1	24-MAR-2007 12:52:23	Bright	37.000	92	53Eps Cyg	2.5000	4500.0	74	26473	No
140	GOM_NL__2PRFIN20070324_130125_000000562056_00367_26473_3433.N1	24-MAR-2007 13:01:25	Tw_i_and_stray	56.000	11	53Alp Aql	0.76500	8000.0	112	26473	No
141	GOM_NL__2PRFIN20070324_131224_000000532056_00367_26473_3434.N1	24-MAR-2007 13:12:24	Dark	53.000	155	41Pi Sgr	2.9000	6600.0	106	26473	No
142	GOM_NL__2PRFIN20070324_131432_000000512056_00367_26473_3435.N1	24-MAR-2007 13:14:32	Dark	50.500	57	34Sig Sgr	2.0660	26000.	101	26473	No
143	GOM_NL__2PRFIN20070324_131623_000000562056_00367_26473_3436.N1	24-MAR-2007 13:16:23	Dark	55.500	137	22Lam Sgr	2.8240	4400.0	111	26473	No
144	GOM_NL__2PRFIN20070324_131808_000000502056_00367_26473_3437.N1	24-MAR-2007 13:18:08	Dark	50.000	38	20Eps Sgr	1.8360	11000.	100	26473	No
145	GOM_NL__2PRFIN20070324_132329_000000412056_00368_26474_3429.N1	24-MAR-2007 13:23:29	Dark	41.000	141	Bet Ara	2.8400	4600.0	82	26474	No
146	GOM_NL__2PRFIN20070324_133035_000000512056_00368_26474_3430.N1	24-MAR-2007 13:30:35	Dark	51.000	131	Gam Lup	2.8000	26000.	102	26474	No
147	GOM_NL__2PRFIN20070324_133213_000000502056_00368_26474_3431.N1	24-MAR-2007 13:32:13	Straylight	49.500	109	Bet Lup	2.6770	26000.	99	26474	No
148	GOM_NL__2PRFIN20070324_133352_000000452056_00368_26474_3432.N1	24-MAR-2007 13:33:52	Straylight	44.500	95	Zet Cen	2.5450	26000.	89	26474	No
149	GOM_NL__2PRFIN20070324_133631_000000552056_00368_26474_3433.N1	24-MAR-2007 13:36:31	Straylight	54.500	54	5The Cen	2.0550	4500.0	109	26474	No
150	GOM_NL__2PRFIN20070324_134314_000000502056_00368_26474_3434.N1	24-MAR-2007 13:43:14	Straylight	50.000	106	9Bet Crv	2.6480	5600.0	100	26474	No
151	GOM_NL__2PRFIN20070324_134520_000000272056_00368_26474_3435.N1	24-MAR-2007 13:45:20	Tw_i_and_stray	27.000	100	4Gam Crv	2.5800	13100.	54	26474	No
152	GOM_NL__2PRFIN20070324_135538_000000422056_00368_26474_3436.N1	24-MAR-2007 13:55:38	Bright	42.000	62	94Bet Leo	2.1360	9700.0	84	26474	No
153	GOM_NL__2PRFIN20070324_135702_000000382056_00368_26474_3437.N1	24-MAR-2007 13:57:02	Bright	38.000	96	68Del Leo	2.5600	9300.0	76	26474	No
154	GOM_NL__2PRFIN20070324_140359_000000392056_00368_26474_3438.N1	24-MAR-2007 14:03:59	Bright	39.000	174	52Psi UMa	3.0040	4400.0	78	26474	No
155	GOM_NL__2PRFIN20070324_140719_000000402056_00368_26474_3439.N1	24-MAR-2007 14:07:19	Bright	39.500	87	64Gam UMa	2.4330	11000.	79	26474	No
156	GOM_NL__2PRFIN20070324_140934_000000432056_00368_26474_3440.N1	24-MAR-2007 14:09:34	Bright	43.000	32	77Eps UMa	1.7630	11000.	86	26474	No
157	GOM_NL__2PRFIN20070324_141534_000000372056_00368_26474_3441.N1	24-MAR-2007 14:15:34	Bright	36.500	60	7Bet UMi	2.0810	3950.0	73	26474	No
158	GOM_NL__2PRFIN20070324_142932_000000392056_00368_26474_3442.N1	24-MAR-2007 14:29:32	Bright	39.000	19	50Alp Cyg	1.2460	10500.	78	26474	No
159	GOM_NL__2PRFIN20070324_143108_000000412056_00368_26474_3443.N1	24-MAR-2007 14:31:08	Bright	41.000	66	37Gam Cyg	2.2080	5900.0	82	26474	No
160	GOM_NL__2PRFIN20070324_143259_000000382056_00368_26474_3444.N1	24-MAR-2007 14:32:59	Bright	37.500	92	53Eps Cyg	2.5000	4500.0	75	26474	No

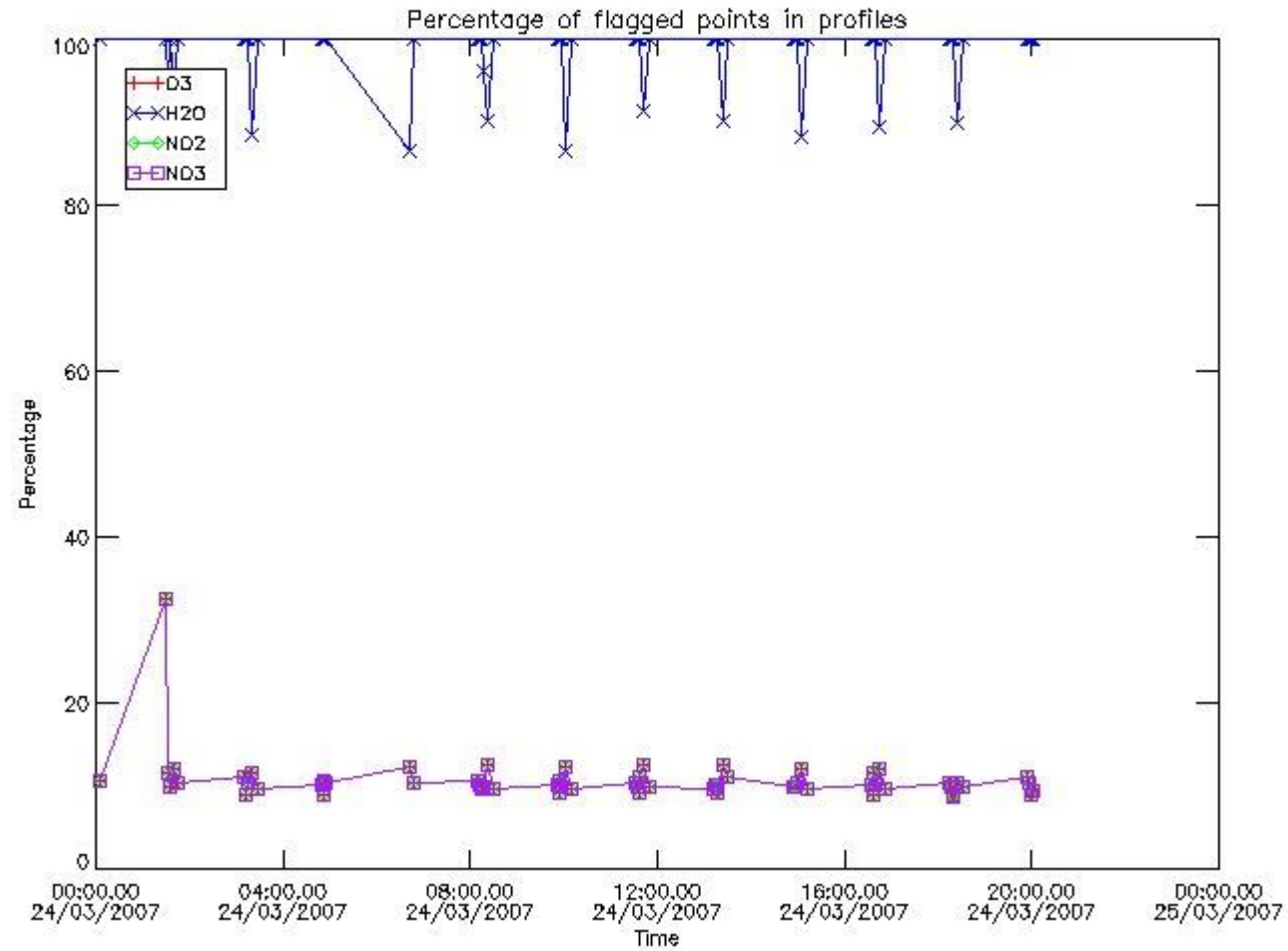
161	GOM_NL__2PRFIN20070324_144202_000000542056_00368_26474_3445.N1	24-MAR-2007 14:42:02	Twilight	53.500	11	53Alp Aql	0.76500	8000.0	107	26474	No
162	GOM_NL__2PRFIN20070324_145301_000000512056_00368_26474_3446.N1	24-MAR-2007 14:53:01	Dark	51.000	155	41Pi Sgr	2.9000	6600.0	102	26474	No
163	GOM_NL__2PRFIN20070324_145509_000000512056_00368_26474_3447.N1	24-MAR-2007 14:55:09	Dark	51.000	57	34Sig Sgr	2.0660	26000.	102	26474	No
164	GOM_NL__2PRFIN20070324_145700_000000572056_00368_26474_3448.N1	24-MAR-2007 14:57:00	Dark	56.500	137	22Lam Sgr	2.8240	4400.0	113	26474	No
165	GOM_NL__2PRFIN20070324_145845_000000502056_00368_26474_3449.N1	24-MAR-2007 14:58:45	Dark	49.500	38	20Eps Sgr	1.8360	11000.	99	26474	No
166	GOM_NL__2PRFIN20070324_150406_000000432056_00369_26475_3466.N1	24-MAR-2007 15:04:06	Dark	42.500	141	Bet Ara	2.8400	4600.0	85	26475	No
167	GOM_NL__2PRFIN20070324_151112_000000532056_00369_26475_3467.N1	24-MAR-2007 15:11:12	Dark	53.000	131	Gam Lup	2.8000	26000.	106	26475	No
168	GOM_NL__2PRFIN20070324_151249_000000492056_00369_26475_3468.N1	24-MAR-2007 15:12:49	Straylight	48.500	109	Bet Lup	2.6770	26000.	97	26475	No
169	GOM_NL__2PRFIN20070324_151428_000000442056_00369_26475_3469.N1	24-MAR-2007 15:14:28	Straylight	43.500	95	Zet Cen	2.5450	26000.	87	26475	No
170	GOM_NL__2PRFIN20070324_151708_000000542056_00369_26475_3470.N1	24-MAR-2007 15:17:08	Straylight	54.000	54	5The Cen	2.0550	4500.0	108	26475	No
171	GOM_NL__2PRFIN20070324_152350_000000492056_00369_26475_3471.N1	24-MAR-2007 15:23:50	Straylight	49.000	106	9Bet Crv	2.6480	5600.0	98	26475	No
172	GOM_NL__2PRFIN20070324_152557_000000462056_00369_26475_3472.N1	24-MAR-2007 15:25:57	Twilight	45.500	100	4Gam Crv	2.5800	13100.	91	26475	No
173	GOM_NL__2PRFIN20070324_153614_000000422056_00369_26475_3473.N1	24-MAR-2007 15:36:14	Bright	42.000	62	94Bet Leo	2.1360	9700.0	84	26475	No
174	GOM_NL__2PRFIN20070324_153738_000000382056_00369_26475_3474.N1	24-MAR-2007 15:37:38	Bright	37.500	96	68Del Leo	2.5600	9300.0	75	26475	No
175	GOM_NL__2PRFIN20070324_154435_000000362056_00369_26475_3475.N1	24-MAR-2007 15:44:35	Bright	36.000	174	52Psi UMa	3.0040	4400.0	72	26475	No
176	GOM_NL__2PRFIN20070324_154754_000000382056_00369_26475_3476.N1	24-MAR-2007 15:47:54	Bright	38.000	87	64Gam UMa	2.4330	11000.	76	26475	No
177	GOM_NL__2PRFIN20070324_155009_000000432056_00369_26475_3477.N1	24-MAR-2007 15:50:09	Bright	42.500	32	77Eps UMa	1.7630	11000.	85	26475	No
178	GOM_NL__2PRFIN20070324_155609_000000412056_00369_26475_3478.N1	24-MAR-2007 15:56:09	Bright	40.500	60	7Bet UMi	2.0810	3950.0	81	26475	No
179	GOM_NL__2PRFIN20070324_161008_000000362056_00369_26475_3479.N1	24-MAR-2007 16:10:08	Bright	35.500	19	50Alp Cyg	1.2460	10500.	71	26475	No
180	GOM_NL__2PRFIN20070324_161144_000000392056_00369_26475_3480.N1	24-MAR-2007 16:11:44	Bright	38.500	66	37Gam Cyg	2.2080	5900.0	77	26475	No
181	GOM_NL__2PRFIN20070324_161335_000000372056_00369_26475_3481.N1	24-MAR-2007 16:13:35	Bright	36.500	92	53Eps Cyg	2.5000	4500.0	73	26475	No
182	GOM_NL__2PRFIN20070324_162238_000000562056_00369_26475_3482.N1	24-MAR-2007 16:22:38	Twilight	56.000	11	53Alp Aql	0.76500	8000.0	112	26475	No
183	GOM_NL__2PRFIN20070324_163338_000000512056_00369_26475_3483.N1	24-MAR-2007 16:33:38	Dark	50.500	155	41Pi Sgr	2.9000	6600.0	101	26475	No
184	GOM_NL__2PRFIN20070324_163546_000000492056_00369_26475_3484.N1	24-MAR-2007 16:35:46	Dark	48.500	57	34Sig Sgr	2.0660	26000.	97	26475	No
185	GOM_NL__2PRFIN20070324_163737_000000582056_00369_26475_3485.N1	24-MAR-2007 16:37:37	Dark	57.500	137	22Lam Sgr	2.8240	4400.0	115	26475	No
186	GOM_NL__2PRFIN20070324_163922_000000502056_00369_26475_3486.N1	24-MAR-2007 16:39:22	Dark	50.000	38	20Eps Sgr	1.8360	11000.	100	26475	No
187	GOM_NL__2PRFIN20070324_164443_000000432056_00370_26476_3478.N1	24-MAR-2007 16:44:43	Dark	42.500	141	Bet Ara	2.8400	4600.0	85	26476	No
188	GOM_NL__2PRFIN20070324_165149_000000532056_00370_26476_3479.N1	24-MAR-2007 16:51:49	Dark	52.500	131	Gam Lup	2.8000	26000.	105	26476	No
189	GOM_NL__2PRFIN20070324_165326_000000492056_00370_26476_3480.N1	24-MAR-2007 16:53:26	Straylight	48.500	109	Bet Lup	2.6770	26000.	97	26476	No
190	GOM_NL__2PRFIN20070324_165505_000000432056_00370_26476_3481.N1	24-MAR-2007 16:55:05	Straylight	43.000	95	Zet Cen	2.5450	26000.	86	26476	No
191	GOM_NL__2PRFIN20070324_165744_000000572056_00370_26476_3482.N1	24-MAR-2007 16:57:44	Straylight	56.500	54	5The Cen	2.0550	4500.0	113	26476	No
192	GOM_NL__2PRFIN20070324_170426_000000472056_00370_26476_3483.N1	24-MAR-2007 17:04:26	Straylight	46.500	106	9Bet Crv	2.6480	5600.0	93	26476	No
193	GOM_NL__2PRFIN20070324_170633_000000452056_00370_26476_3484.N1	24-MAR-2007 17:06:33	Twilight	44.500	100	4Gam Crv	2.5800	13100.	89	26476	No
194	GOM_NL__2PRFIN20070324_171649_000000432056_00370_26476_3485.N1	24-MAR-2007 17:16:49	Bright	42.500	62	94Bet Leo	2.1360	9700.0	85	26476	No
195	GOM_NL__2PRFIN20070324_171814_000000372056_00370_26476_3486.N1	24-MAR-2007 17:18:14	Bright	37.000	96	68Del Leo	2.5600	9300.0	74	26476	No
196	GOM_NL__2PRFIN20070324_172510_000000382056_00370_26476_3487.N1	24-MAR-2007 17:25:10	Bright	38.000	174	52Psi UMa	3.0040	4400.0	76	26476	No
197	GOM_NL__2PRFIN20070324_172830_000000392056_00370_26476_3488.N1	24-MAR-2007 17:28:30	Bright	38.500	87	64Gam UMa	2.4330	11000.	77	26476	No
198	GOM_NL__2PRFIN20070324_173044_000000432056_00370_26476_3489.N1	24-MAR-2007 17:30:44	Bright	43.000	32	77Eps UMa	1.7630	11000.	86	26476	No
199	GOM_NL__2PRFIN20070324_173645_000000412056_00370_26476_3490.N1	24-MAR-2007 17:36:45	Bright	40.500	60	7Bet UMi	2.0810	3950.0	81	26476	No
200	GOM_NL__2PRFIN20070324_175044_000000382056_00370_26476_3491.N1	24-MAR-2007 17:50:44	Bright	37.500	19	50Alp Cyg	1.2460	10500.	75	26476	No
201	GOM_NL__2PRFIN20070324_175220_000000412056_00370_26476_3492.N1	24-MAR-2007 17:52:20	Bright	40.500	66	37Gam Cyg	2.2080	5900.0	81	26476	No
202	GOM_NL__2PRFIN20070324_175412_000000392056_00370_26476_3493.N1	24-MAR-2007 17:54:12	Bright	39.000	92	53Eps Cyg	2.5000	4500.0	78	26476	No
203	GOM_NL__2PRFIN20070324_180315_000000642056_00370_26476_3494.N1	24-MAR-2007 18:03:15	Twilight	63.500	11	53Alp Aql	0.76500	8000.0	127	26476	No
204	GOM_NL__2PRFIN20070324_181415_000000502056_00370_26476_3495.N1	24-MAR-2007 18:14:15	Dark	49.500	155	41Pi Sgr	2.9000	6600.0	99	26476	No
205	GOM_NL__2PRFIN20070324_181624_000000512056_00370_26476_3496.N1	24-MAR-2007 18:16:24	Dark	51.000	57	34Sig Sgr	2.0660	26000.	102	26476	No
206	GOM_NL__2PRFIN20070324_181815_000000572056_00370_26476_3497.N1	24-MAR-2007 18:18:15	Dark	56.500	137	22Lam Sgr	2.8240	4400.0	113	26476	No
207	GOM_NL__2PRFIN20070324_181959_000000582056_00370_26476_3498.N1	24-MAR-2007 18:19:59	Dark	58.000	38	20Eps Sgr	1.8360	11000.	116	26476	No
208	GOM_NL__2PRFIN20070324_182520_000000502056_00371_26477_3493.N1	24-MAR-2007 18:25:20	Dark	49.500	141	Bet Ara	2.8400	4600.0	99	26477	No
209	GOM_NL__2PRFIN20070324_183226_000000512056_00371_26477_3494.N1	24-MAR-2007 18:32:26	Dark	51.000	131	Gam Lup	2.8000	26000.	102	26477	No
210	GOM_NL__2PRFIN20070324_183403_000000492056_00371_26477_3495.N1	24-MAR-2007 18:34:03	Straylight	48.500	109	Bet Lup	2.6770	26000.	97	26477	No
211	GOM_NL__2PRFIN20070324_183542_000000432056_00371_26477_3496.N1	24-MAR-2007 18:35:42	Straylight	42.500	95	Zet Cen	2.5450	26000.	85	26477	No
212	GOM_NL__2PRFIN20070324_183821_000000612056_00371_26477_3497.N1	24-MAR-2007 18:38:21	Straylight	61.000	54	5The Cen	2.0550	4500.0	122	26477	No
213	GOM_NL__2PRFIN20070324_184503_000000472056_00371_26477_3498.N1	24-MAR-2007 18:45:03	Straylight	47.000	106	9Bet Crv	2.6480	5600.0	94	26477	No
214	GOM_NL__2PRFIN20070324_184709_000000452056_00371_26477_3499.N1	24-MAR-2007 18:47:09	Twilight	45.000	100	4Gam Crv	2.5800	13100.	90	26477	No
215	GOM_NL__2PRFIN20070324_185725_000000422056_00371_26477_3500.N1	24-MAR-2007 18:57:25	Bright	42.000	62	94Bet Leo	2.1360	9700.0	84	26477	No
216	GOM_NL__2PRFIN20070324_185850_000000382056_00371_26477_3501.N1	24-MAR-2007 18:58:50	Bright	38.000	96	68Del Leo	2.5600	9300.0	76	26477	No
217	GOM_NL__2PRFIN20070324_190546_000000382056_00371_26477_3502.N1	24-MAR-2007 19:05:46	Bright	38.000	174	52Psi UMa	3.0040	4400.0	76	26477	No
218	GOM_NL__2PRFIN20070324_190906_000000382056_00371_26477_3503.N1	24-MAR-2007 19:09:06	Bright	38.000	87	64Gam UMa	2.4330	11000.	76	26477	No
219	GOM_NL__2PRFIN20070324_191120_000000432056_00371_26477_3504.N1	24-MAR-2007 19:11:20	Bright	43.000	32	77Eps UMa	1.7630	11000.	86	26477	No

220	GOM_NL__2PRFIN20070324_191720_000000412056_00371_26477_3505.N1	24-MAR-2007 19:17:20	Bright	41.000	60	7Bet UMi	2.0810	3950.0	82	26477	No
221	GOM_NL__2PRFIN20070324_193120_000000362056_00371_26477_3506.N1	24-MAR-2007 19:31:20	Bright	35.500	19	50Alp Cyg	1.2460	10500.	71	26477	No
222	GOM_NL__2PRFIN20070324_193256_000000392056_00371_26477_3507.N1	24-MAR-2007 19:32:56	Bright	39.000	66	37Gam Cyg	2.2080	5900.0	78	26477	No
223	GOM_NL__2PRFIN20070324_193448_000000392056_00371_26477_3508.N1	24-MAR-2007 19:34:48	Bright	38.500	92	53Eps Cyg	2.5000	4500.0	77	26477	No
224	GOM_NL__2PRFIN20070324_194351_000000562056_00371_26477_3509.N1	24-MAR-2007 19:43:51	Twilight_stray	55.500	11	53Alp Aql	0.76500	8000.0	111	26477	No
225	GOM_NL__2PRFIN20070324_195452_000000512056_00371_26477_3510.N1	24-MAR-2007 19:54:52	Dark	51.000	155	41Pi Sgr	2.9000	6600.0	102	26477	No
226	GOM_NL__2PRFIN20070324_195701_000000502056_00371_26477_3511.N1	24-MAR-2007 19:57:01	Dark	49.500	57	34Sig Sgr	2.0660	26000.	99	26477	No
227	GOM_NL__2PRFIN20070324_195852_000000572056_00371_26477_3512.N1	24-MAR-2007 19:58:52	Dark	57.000	137	22Lam Sgr	2.8240	4400.0	114	26477	No
228	GOM_NL__2PRFIN20070324_200036_000000602056_00371_26477_3513.N1	24-MAR-2007 20:00:36	Dark	60.000	38	20Eps Sgr	1.8360	11000.	120	26477	No

3. Quality information per product

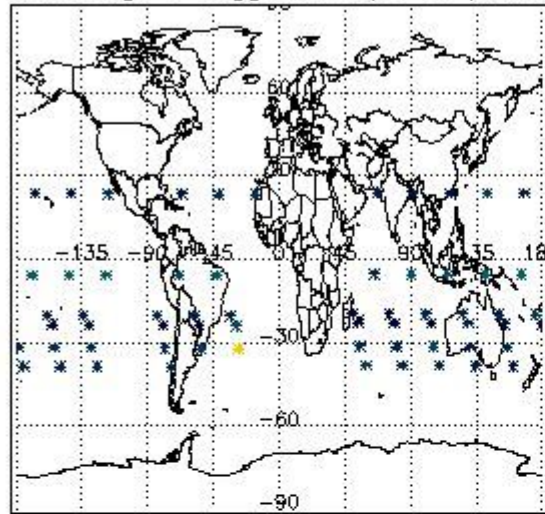
In this section it is plotted some information contained in the Quality Summary data set of the level 2 products. Only products in dark limb conditions and without errors (error flag in the MPH set to "0") are used.

3.1 Plot quality information per product (time dependant)

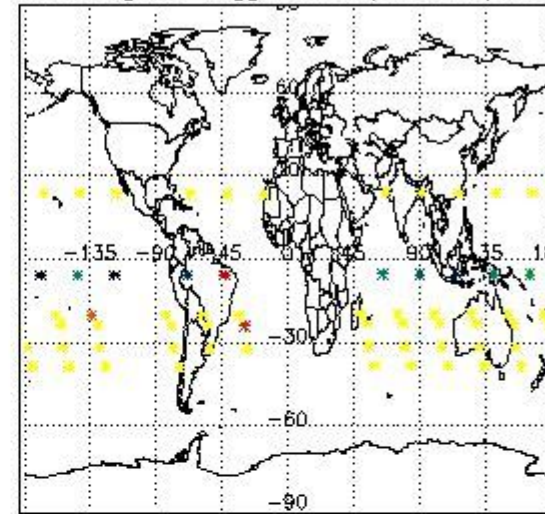


3.2 Plot quality information per product (world map)

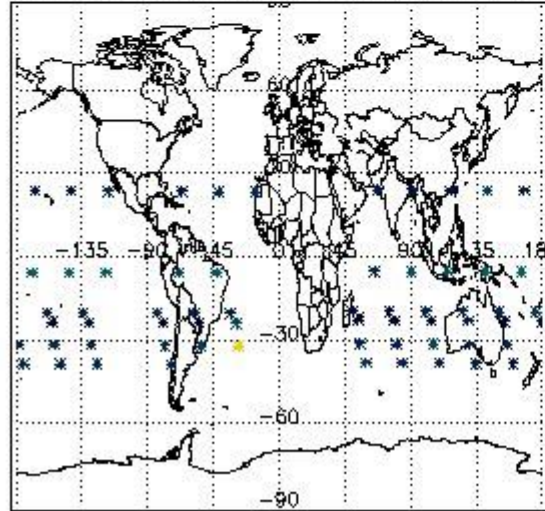
Percentage of flagged data per O3 profile



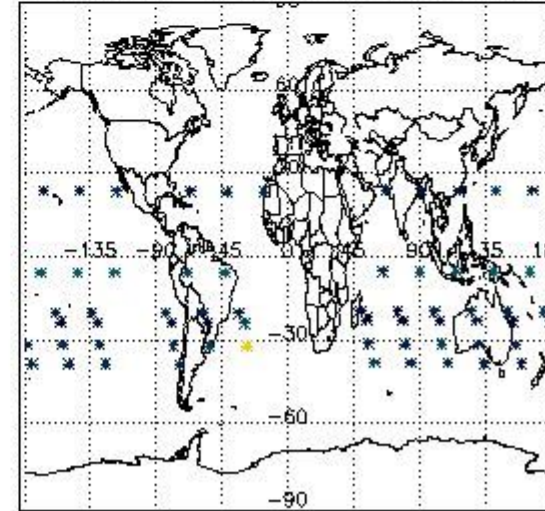
Percentage of flagged data per H2O profile



Percentage of flagged data per NO2 profile



Percentage of flagged data per NO3 profile

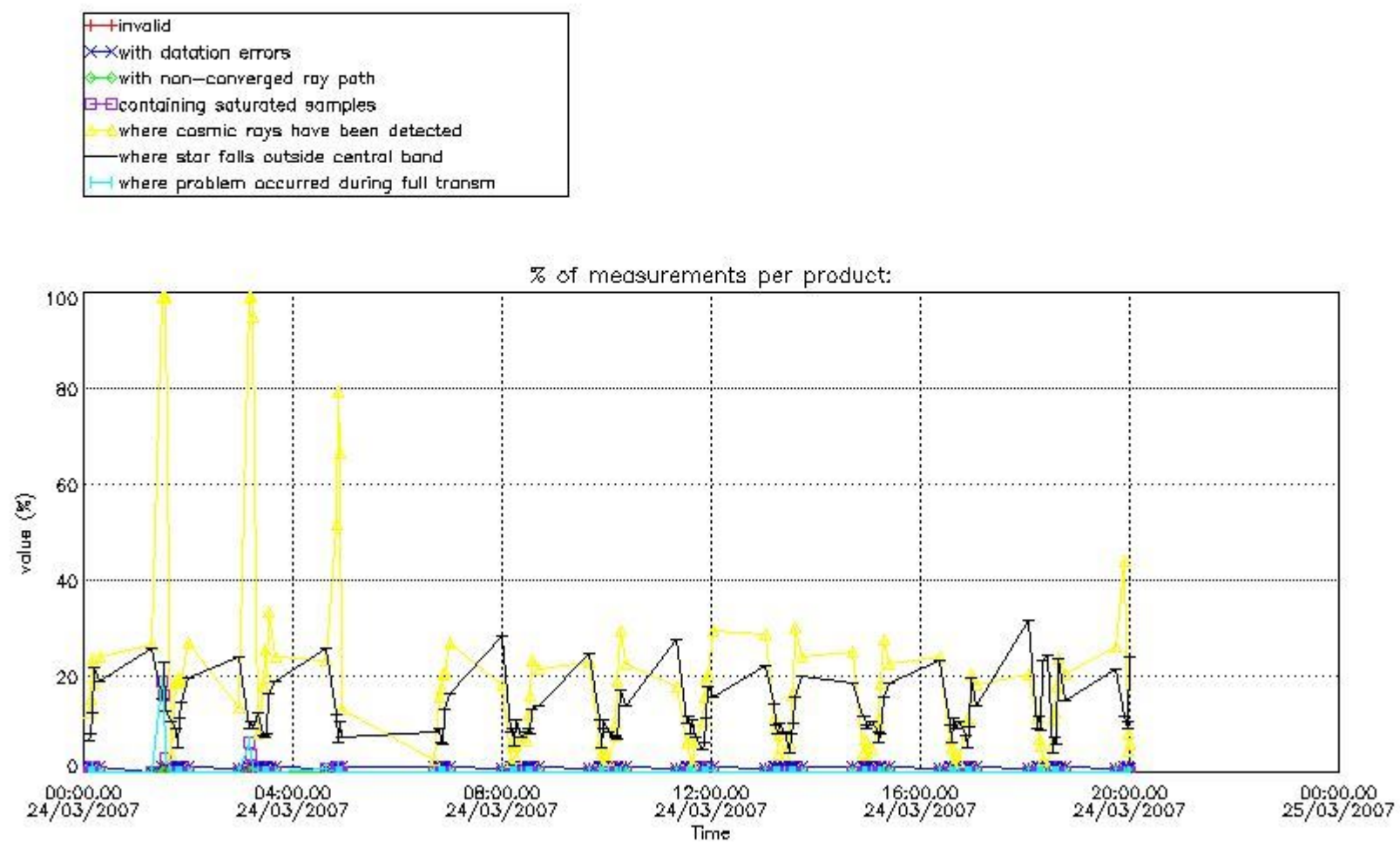


4. Level 1 quality information per product

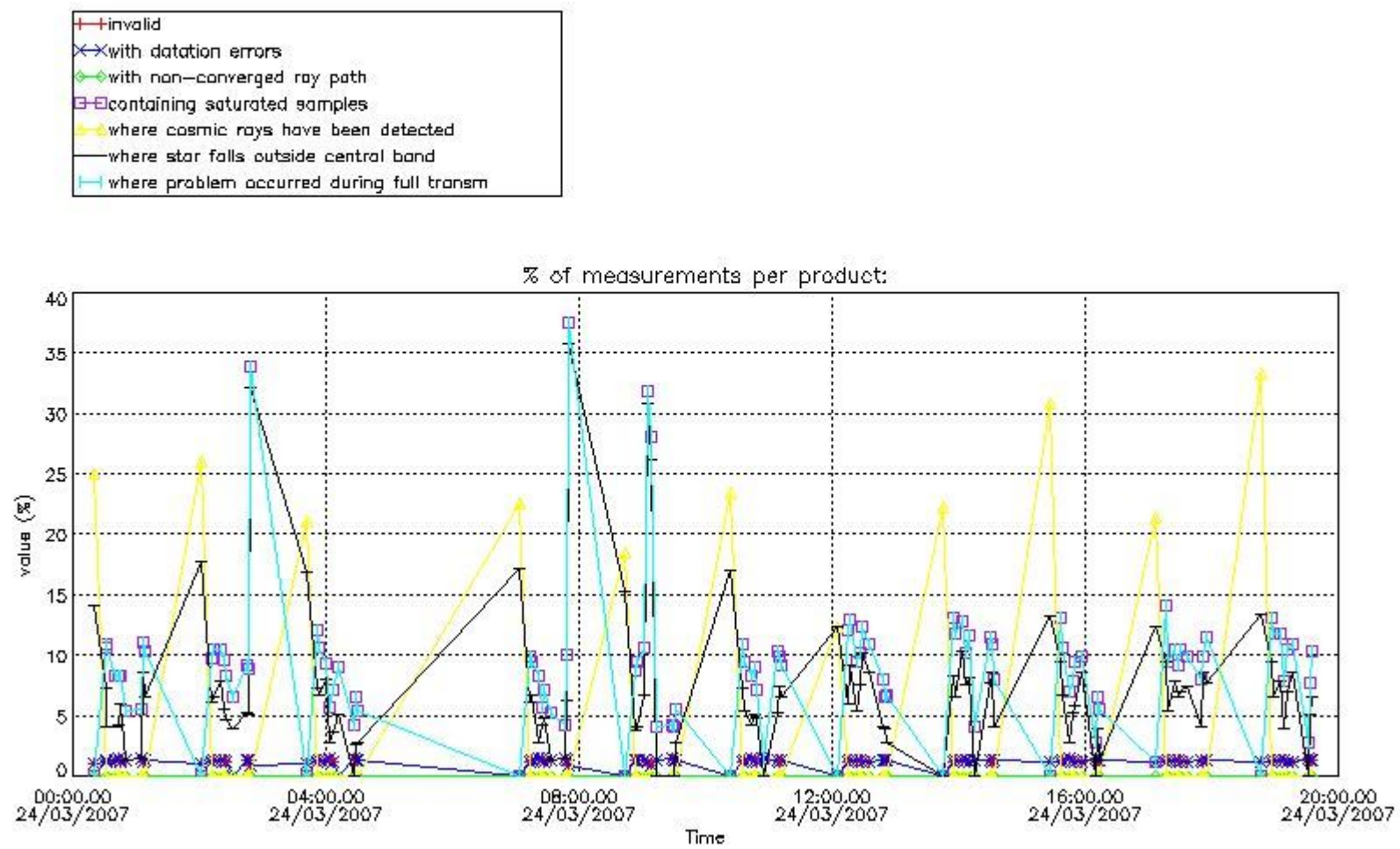
In this section it is plotted some information contained in the Quality Summary data set of the level 2 products that comes from the level 1b processing. Products without errors (error flag in the MPH set to "0") are used.

4.1 Plot quality information per product (time dependant) coming from level 1b processing

4.1.1 Plot level 1 quality information per product (time dependant): ENVISAT ASCENDING passes

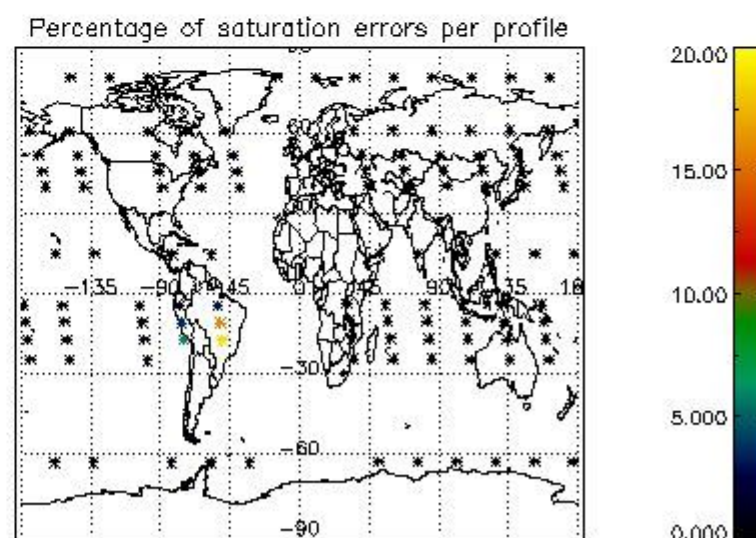
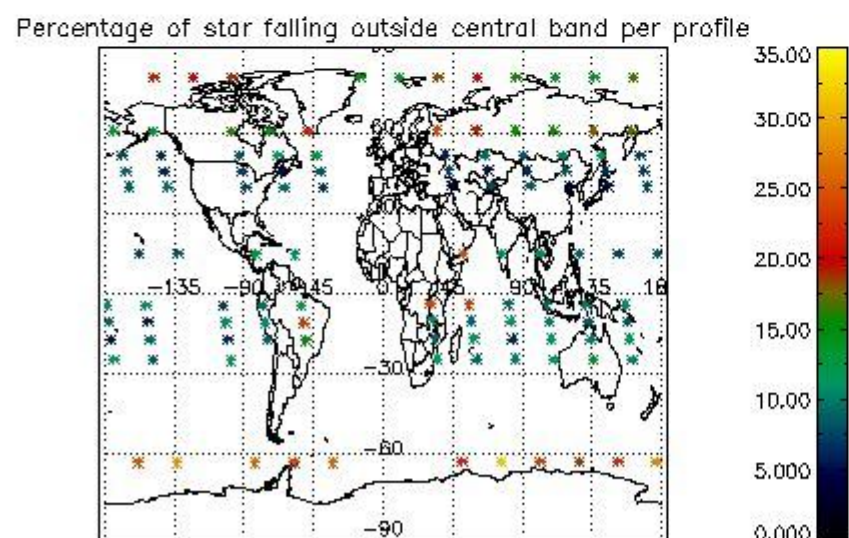
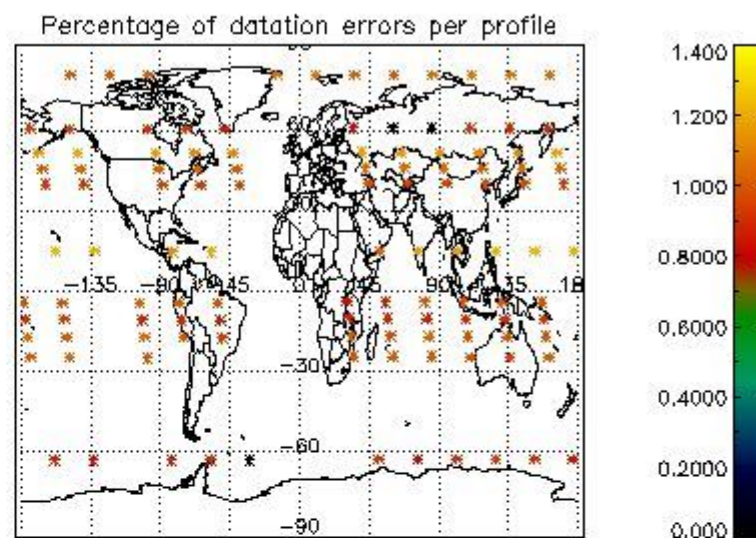
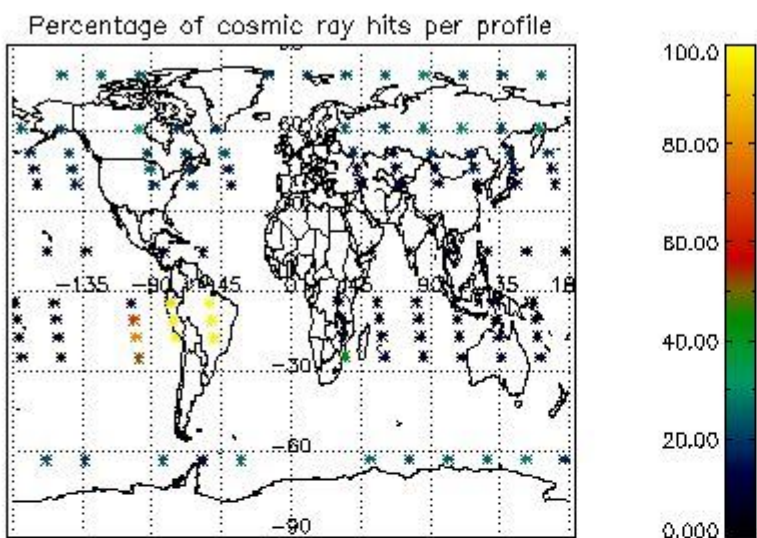


4.1.2 Plot level 1 quality information per product (time dependant): ENVI SAT DESCENDING passes

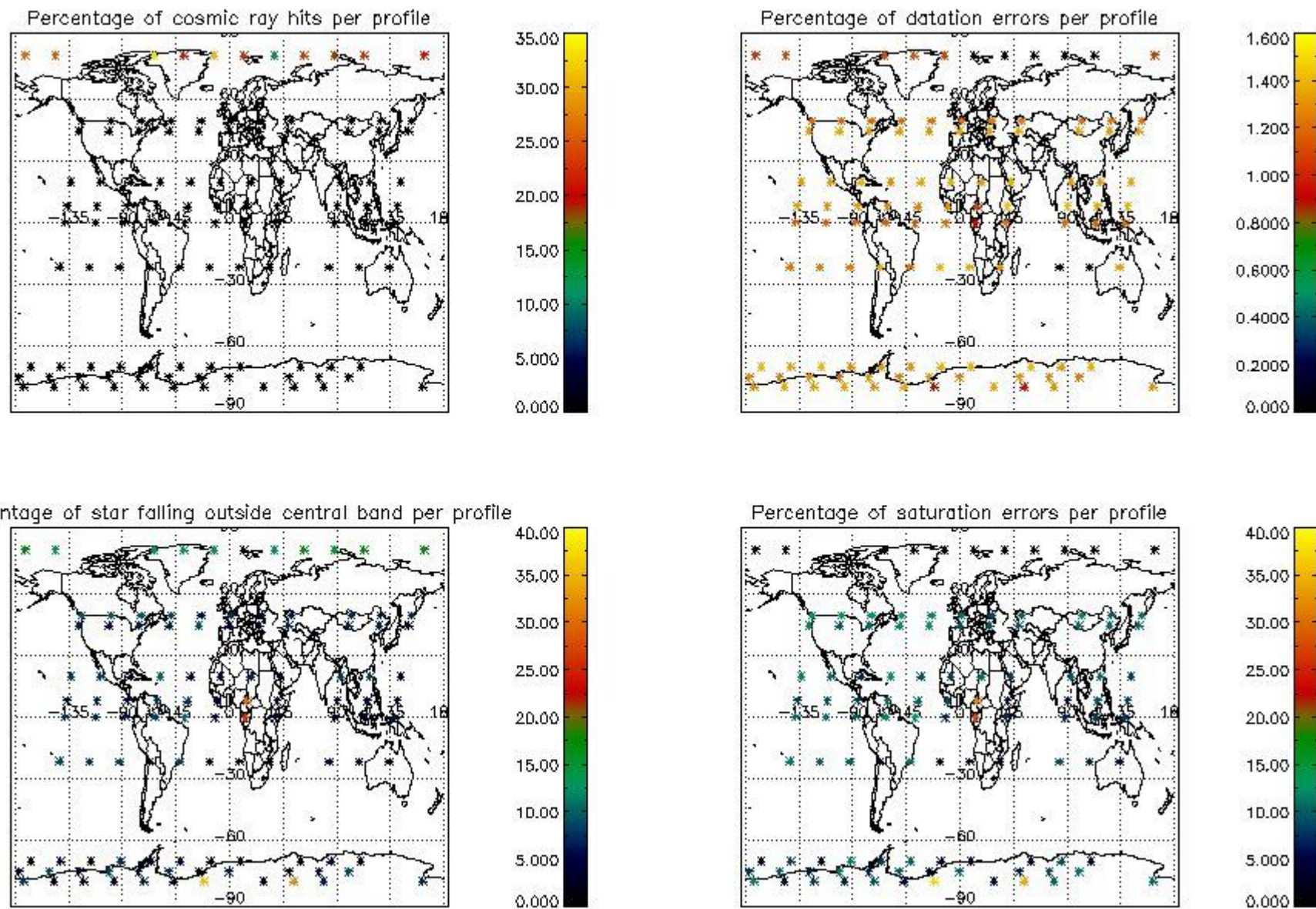


4.2 Plot quality information per product coming from level 1b processing (world map)

4.2.1 Plot level 1 quality information per product (world map): ENVISAT ASCENDING passes



4.2.2 Plot level 1 quality information per product (world map): ENVISAT DESCENDING passes



5. Trace gas profiles

5.1 Ozone statistics based on quality of products

The final quality of the products can be "measured" using the STD (Standard Deviation) attached to every point profile. This information is written to the parameter GOM_NL__2P/NL_LOCAL_SPECIES_DENSITY/o3_std of the level 2 products. The table below shows the statistics for given STD ranges.

The statistics are given with respect to the overall valid production:

- Products without fatal errors: GOM_NL__2P/MPH/PRODUCT_ERR=0
- Valid point profile: GOM_NL__2P/NL_LOCAL_SPECIES_DENSITY/pcd(0)=0

The 'Criteria' is applied to valid points of dark limb products:

- Products in dark limb illumination condition: GOM_NL__2P/NL_SUMMARY_QUALITY/obs_ill_cond=0
- Products without fatal errors: GOM_NL__2P/MPH/PRODUCT_ERR=0
- Valid point profile: GOM_NL__2P/NL_LOCAL_SPECIES_DENSITY/pcd(0)=0

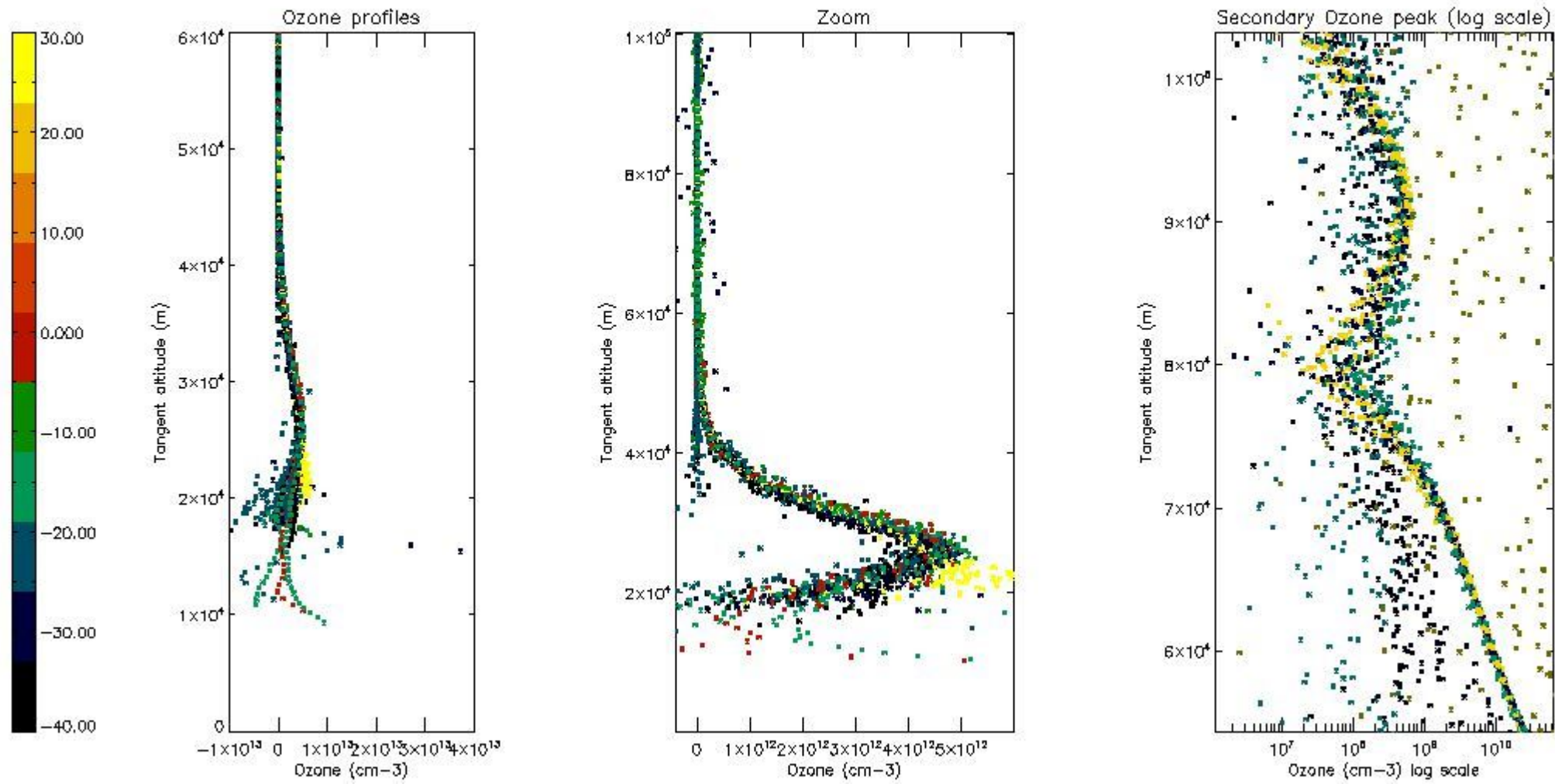
So, the table below shows the percentage of dark limb and valid observations for each criteria with respect to the overall valid daily observations.

Criteria	% of total production
All STD	32
STD < 20	15

STD < 10	12
STD < 5	8

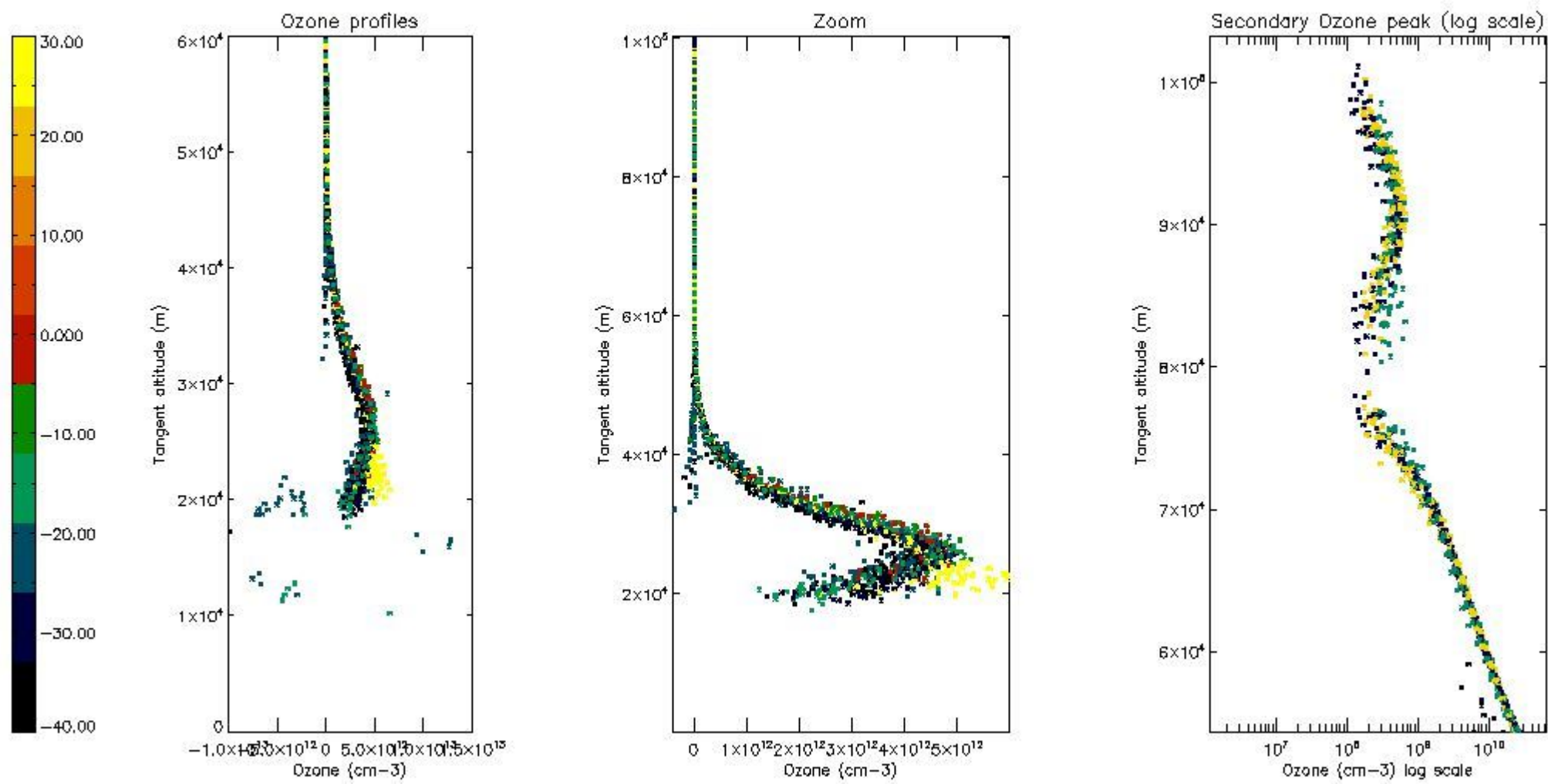
5.2 Plot ozone profiles for all STD (dark without errors)

The colorbar represents the latitude.



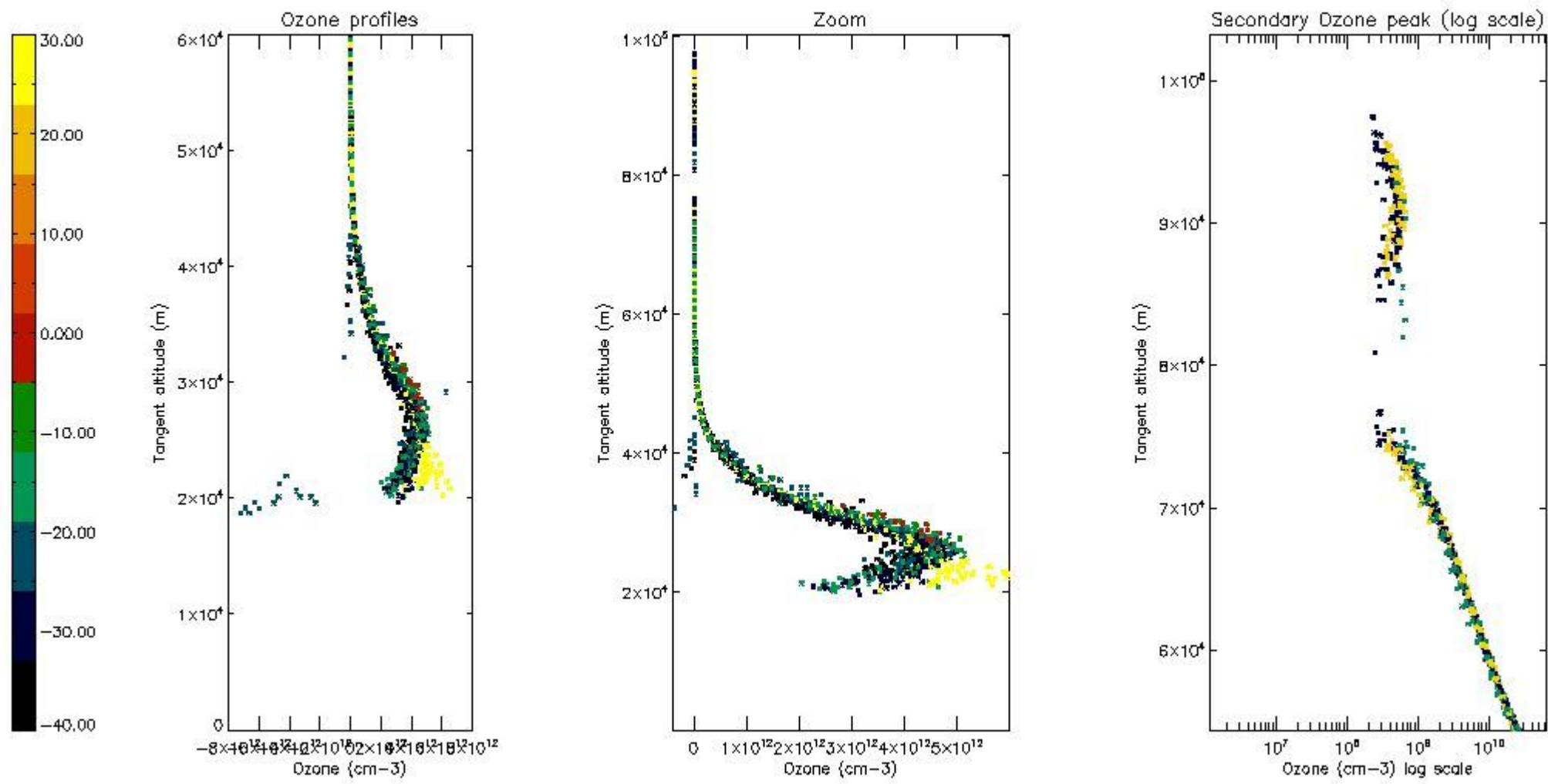
5.3 Plot ozone profiles where STD < 20% (dark without errors)

The colorbar represents the latitude.



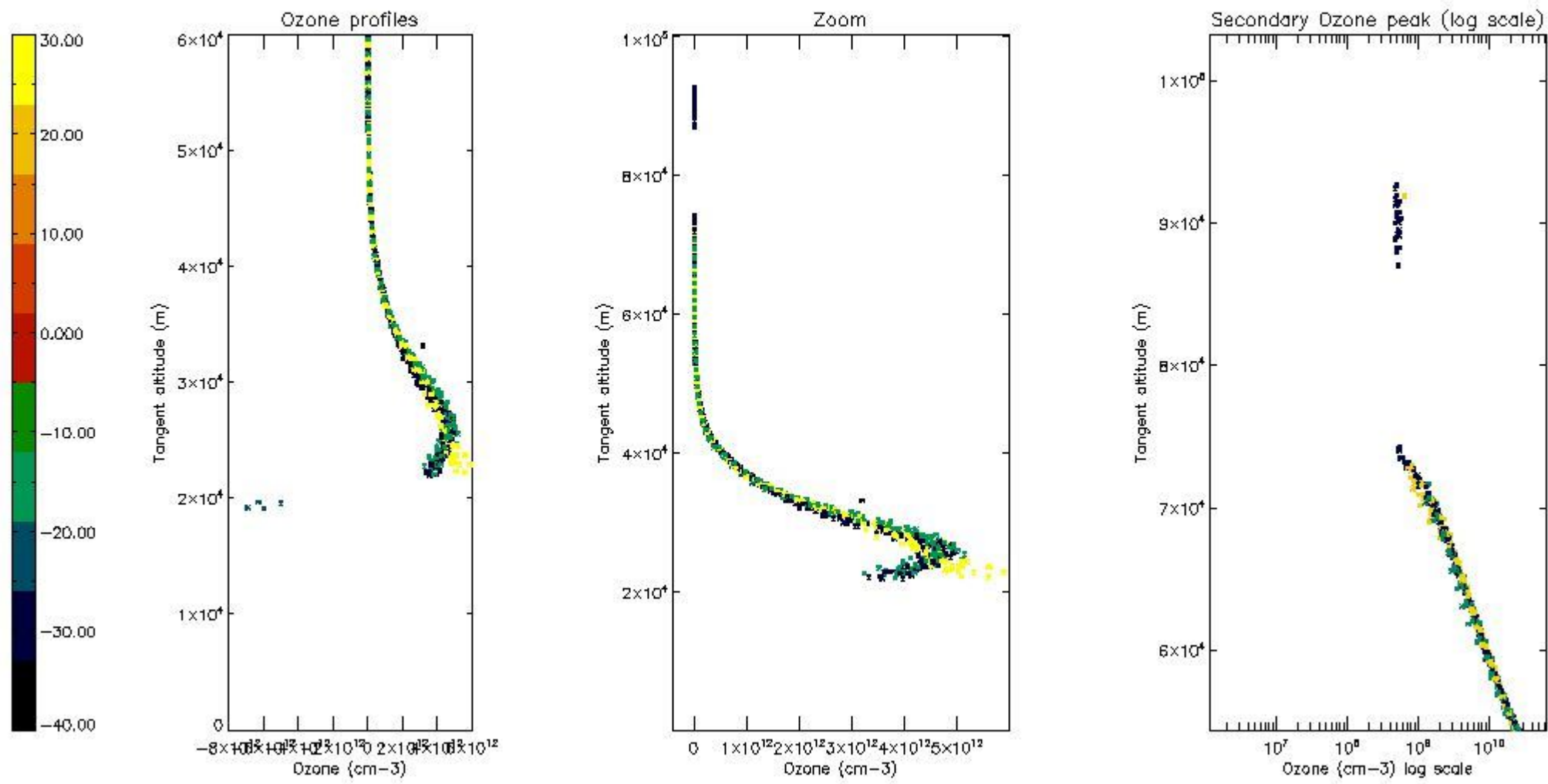
5.4 Plot ozone profiles where STD < 10% (dark without errors)

The colorbar represents the latitude.



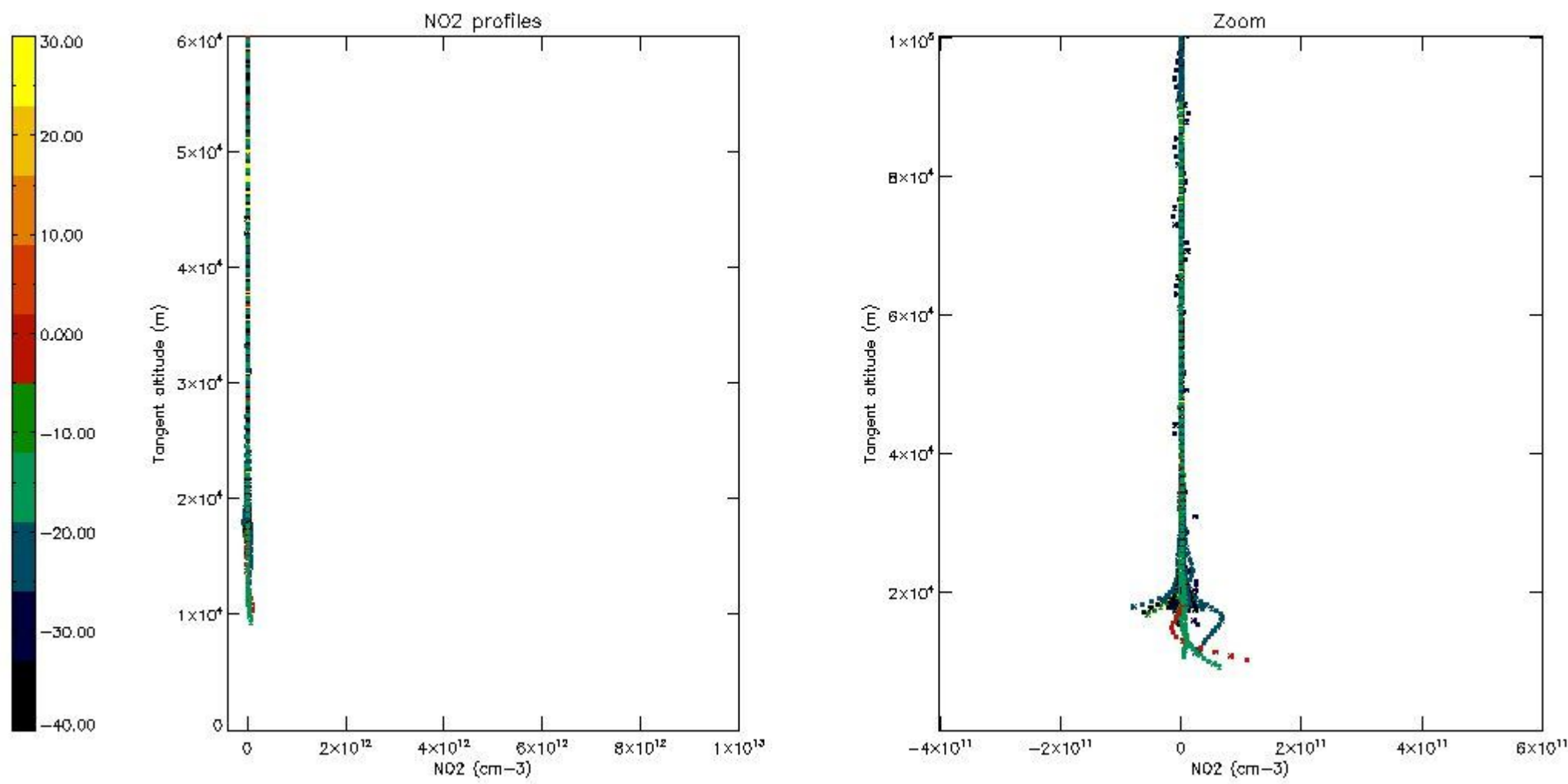
5.5 Plot ozone profiles where STD < 5% (dark without errors)

The colorbar represents the latitude.



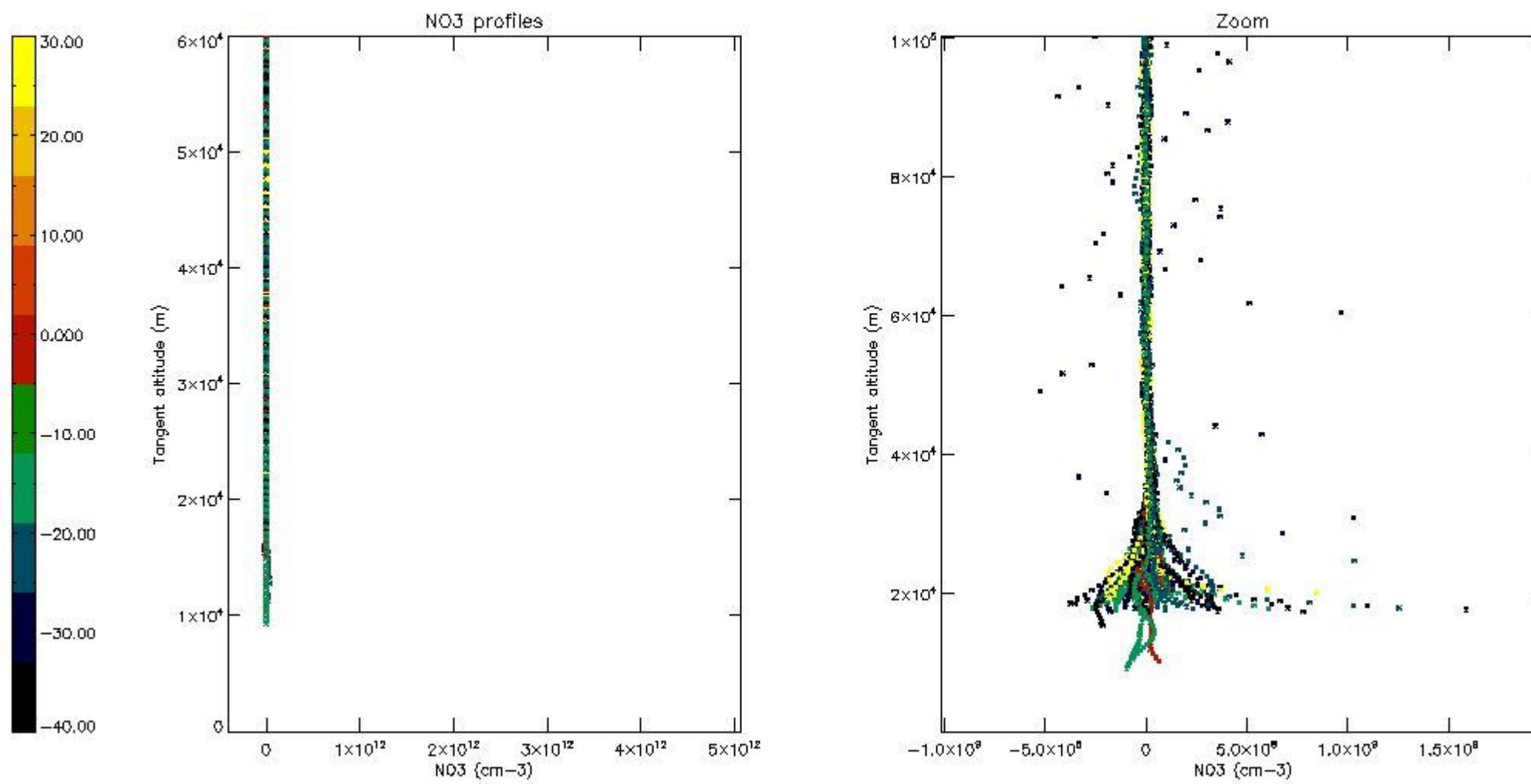
5.6 Plot NO₂ profiles for all STD (dark without errors)

The colorbar represents the latitude.



5.7 Plot NO3 profiles for all STD (dark without errors)

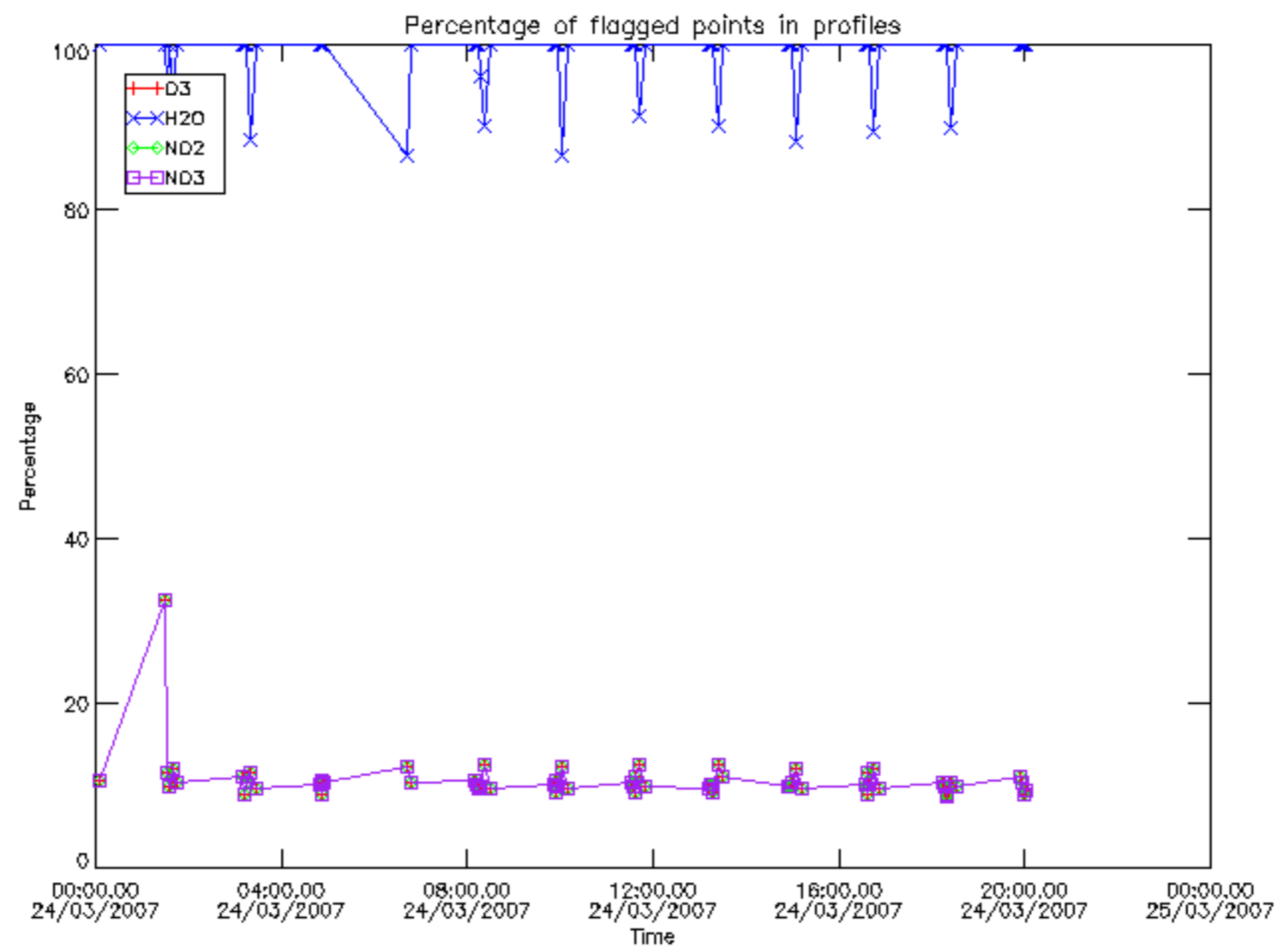
The colorbar represents the latitude.



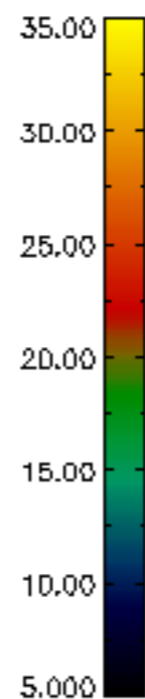
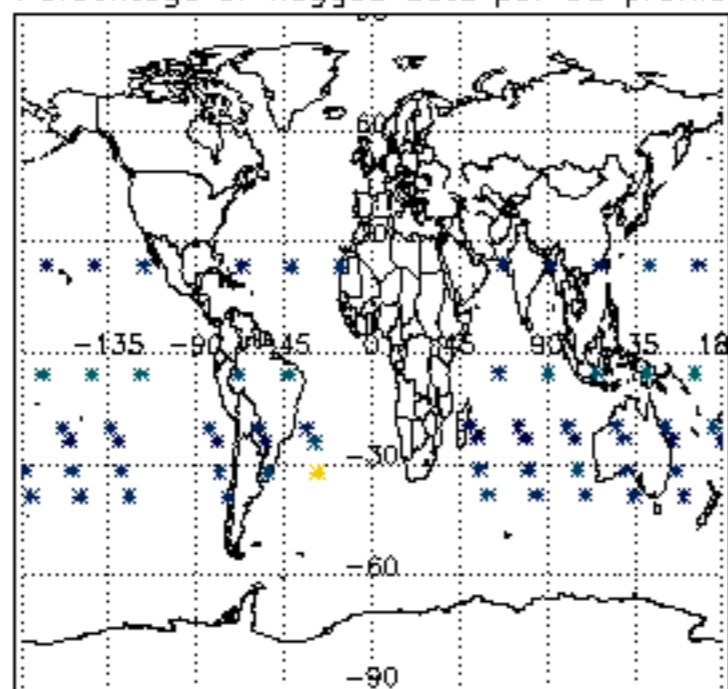
6. Auxiliary Data Files used for the production reported in section 2

The number reported in the third column indicates since which file (see list in section 2) the corresponding auxiliary file has been used. The fourth column is the date of those product files.

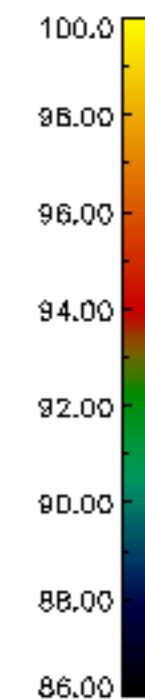
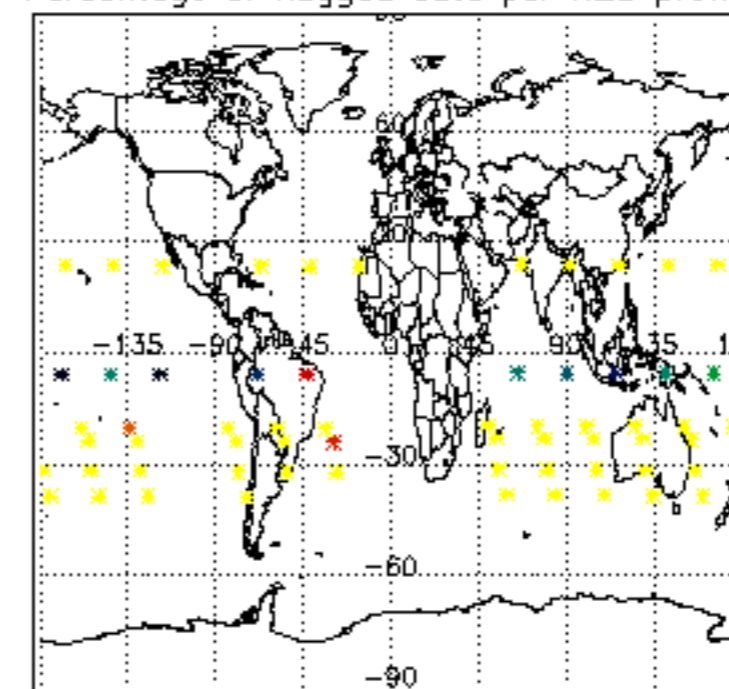
Type	Auxiliary Filename	Used since product	Used since product date
INST_PHYS_CHARACTERISTICS	GOM_INS_AXVIEC20091111_143220_20030716_120000_20500101_000000	1	24-MAR-2007 00:05:39
LEVEL-2_PROC_CONFIG	GOM_PR2_AXVIEC20091111_152718_20020301_000000_20500101_000000	1	24-MAR-2007 00:05:39
CROSS_SECTIONS_FILE	GOM_CRS_AXVIEC20091111_154832_20020301_000000_20500101_000000	1	24-MAR-2007 00:05:39



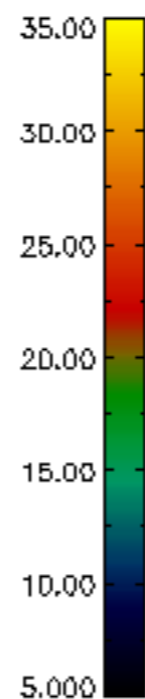
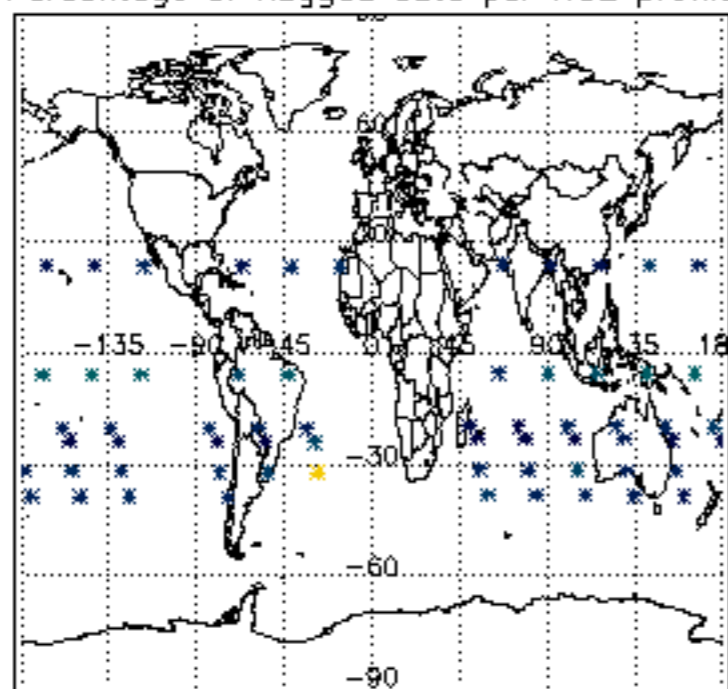
Percentage of flagged data per D3 profile



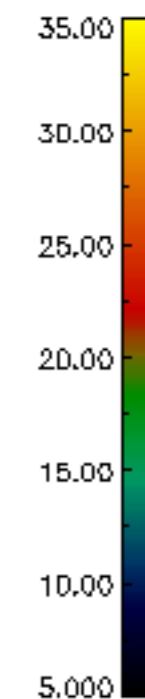
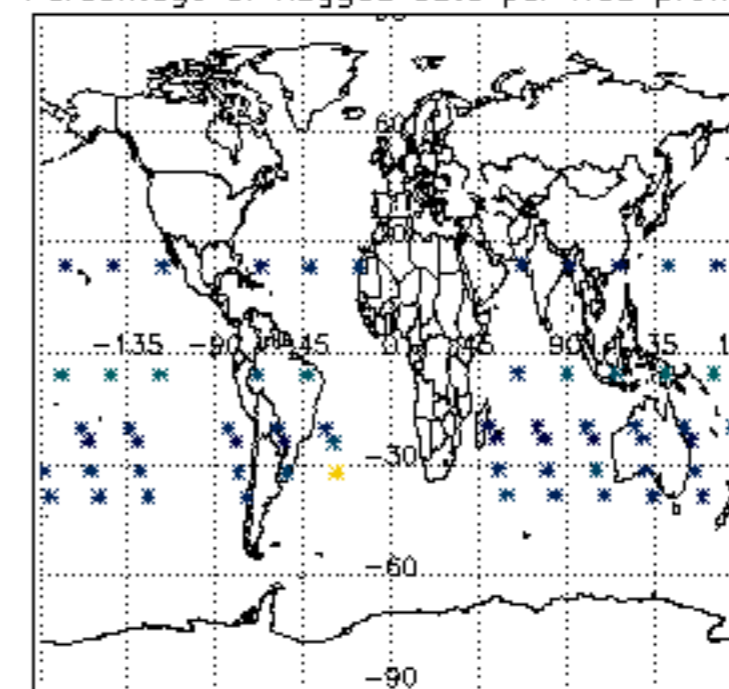
Percentage of flagged data per H2O profile

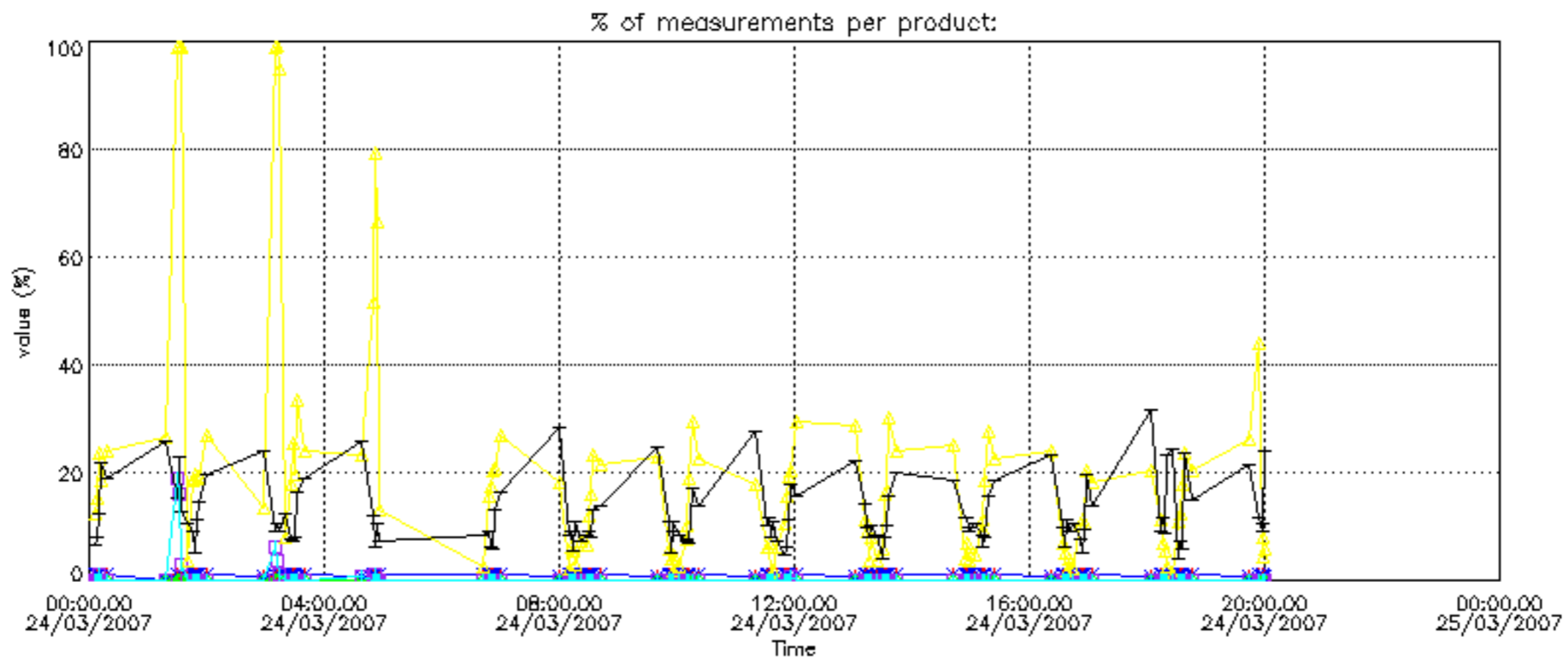
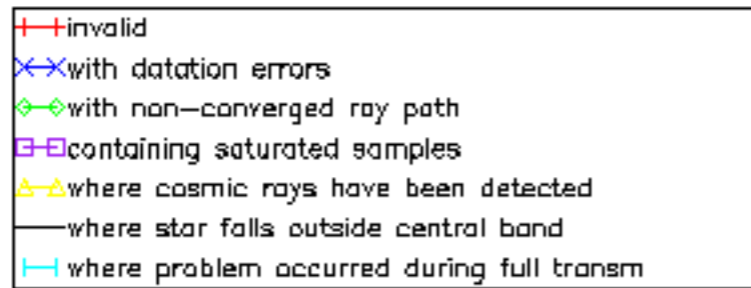


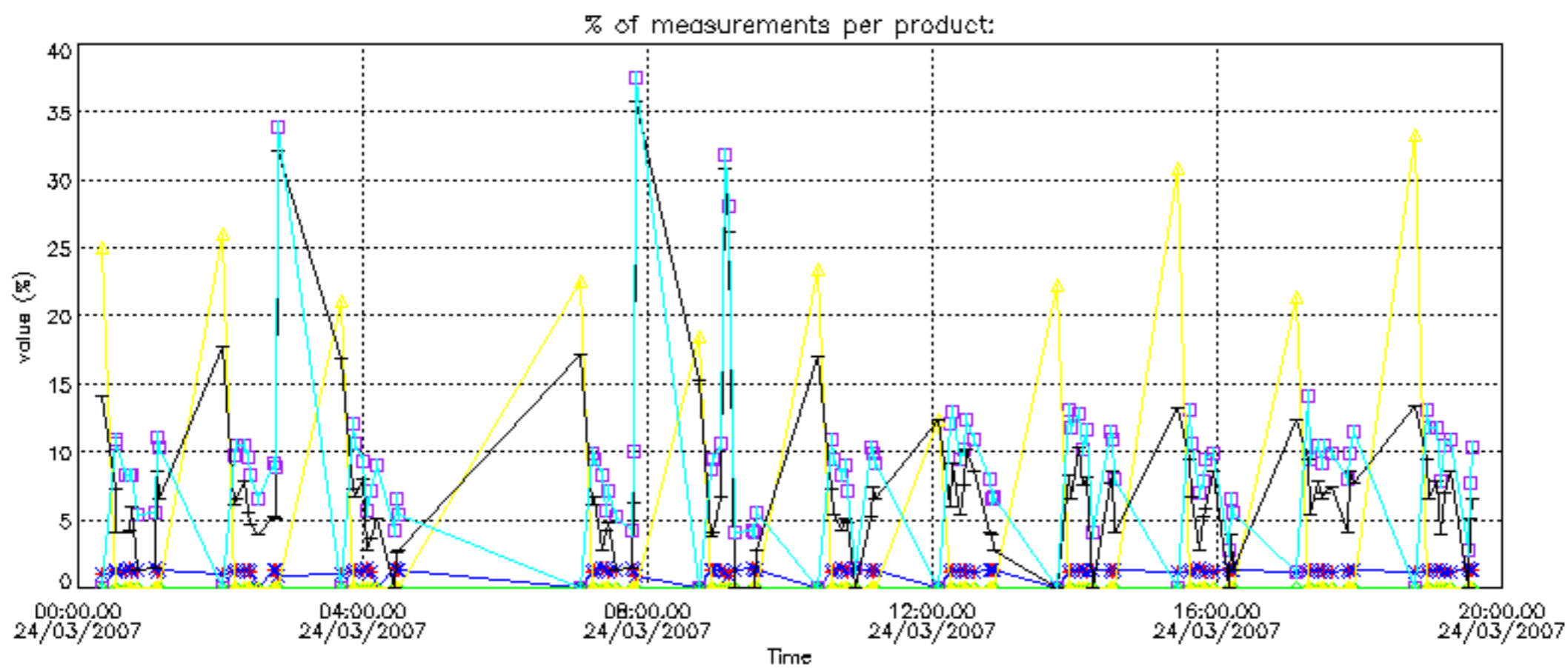
Percentage of flagged data per NO2 profile



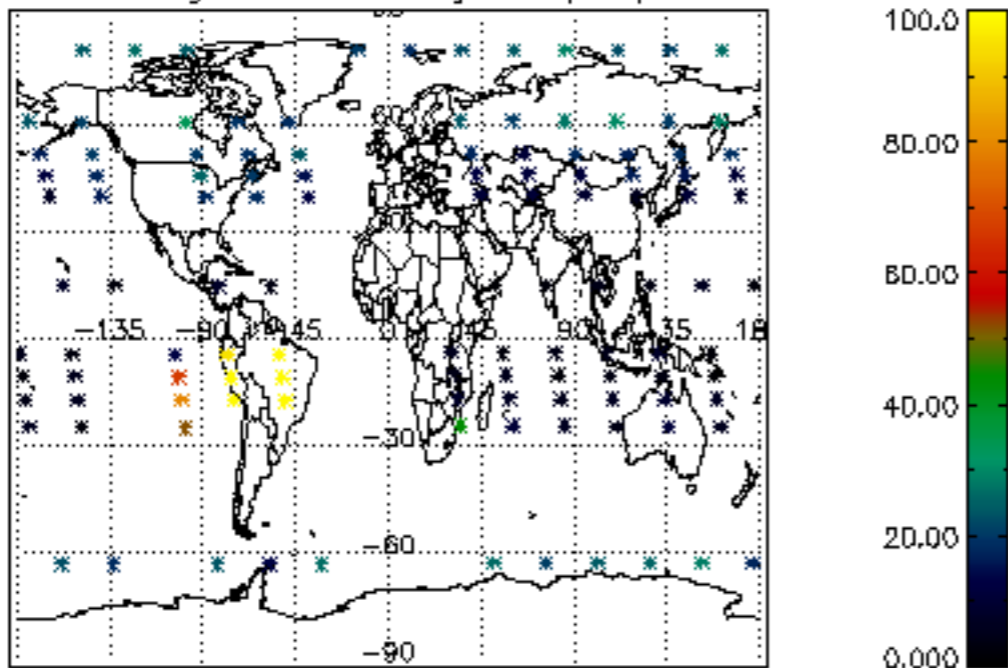
Percentage of flagged data per NO3 profile



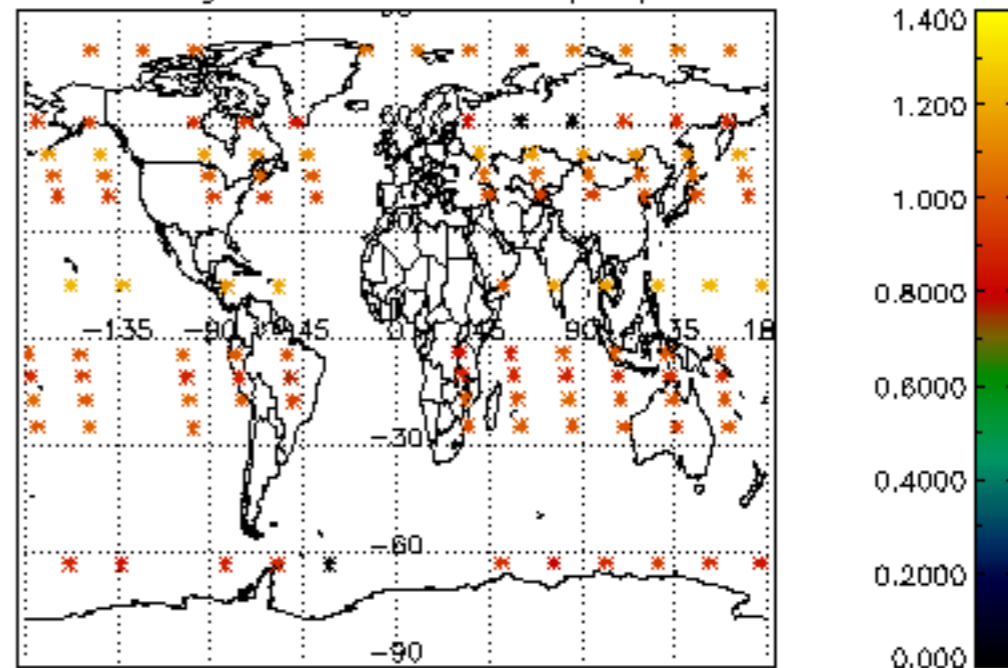




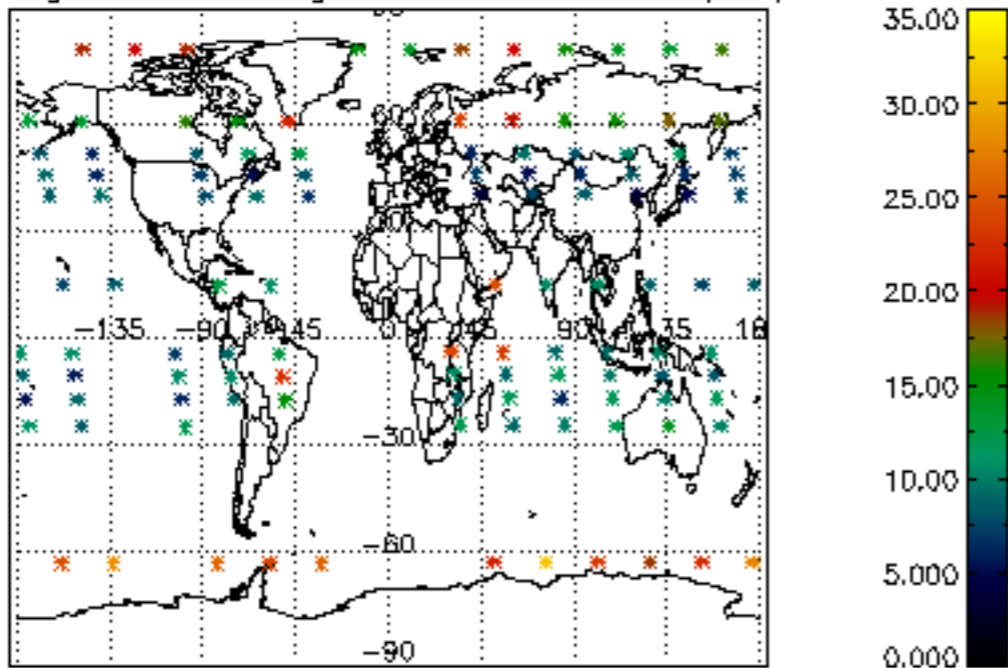
Percentage of cosmic ray hits per profile



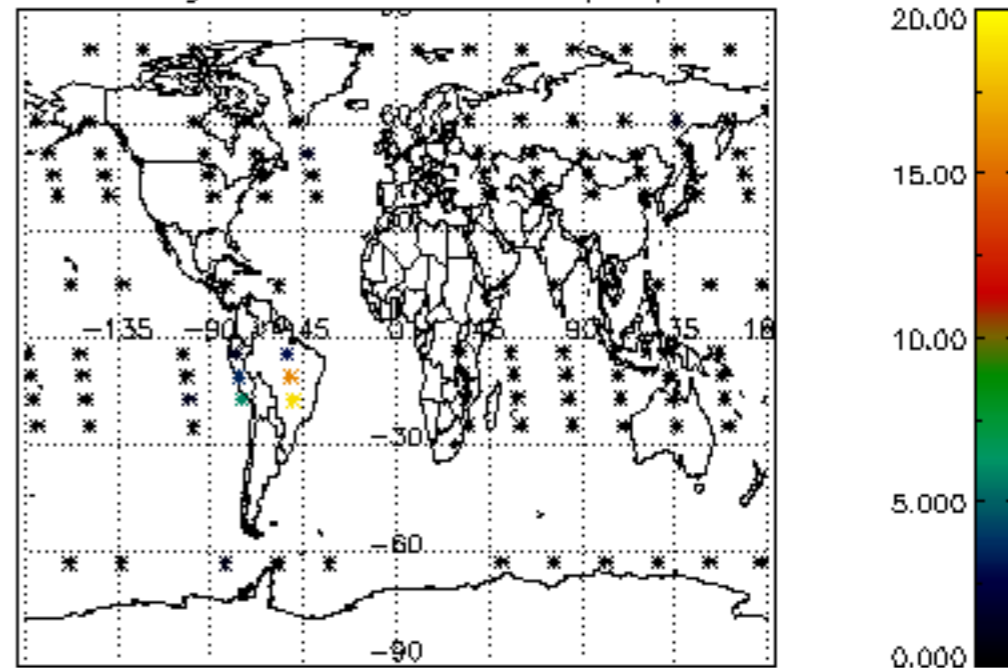
Percentage of datation errors per profile



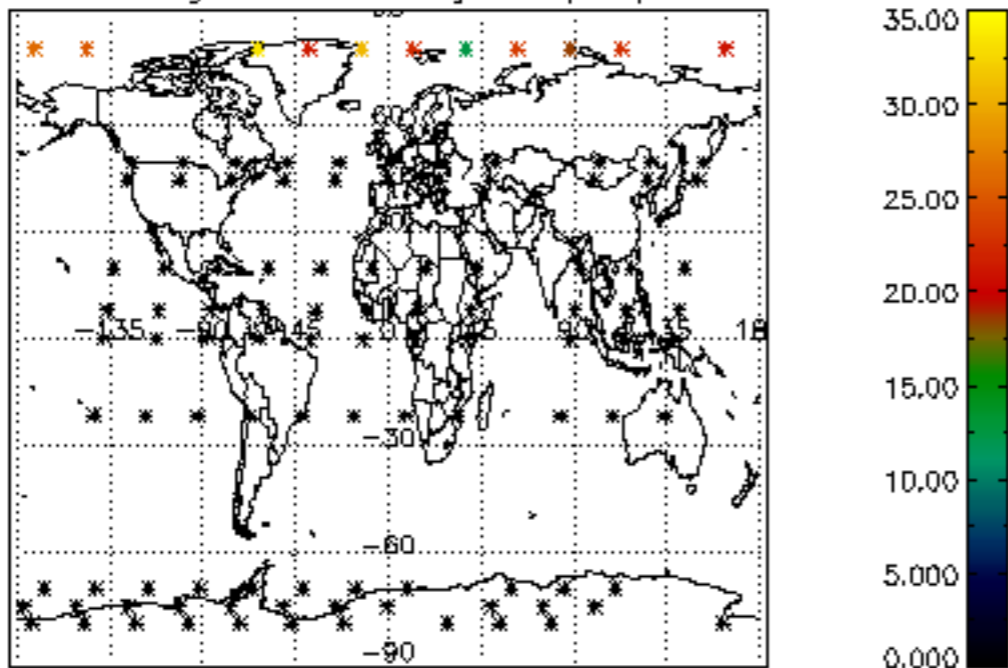
Percentage of star falling outside central band per profile



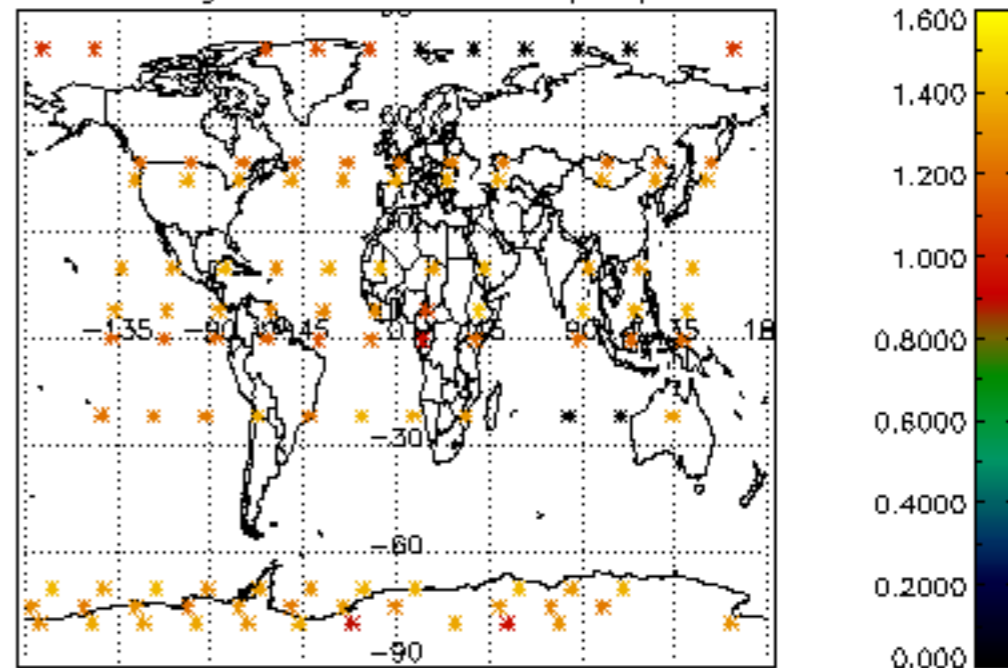
Percentage of saturation errors per profile



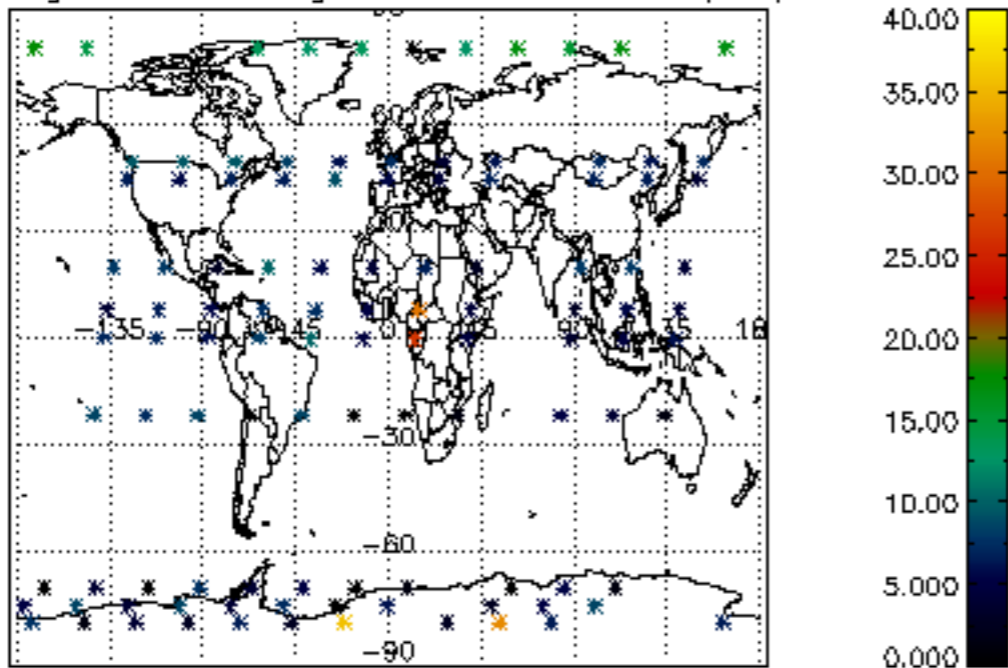
Percentage of cosmic ray hits per profile



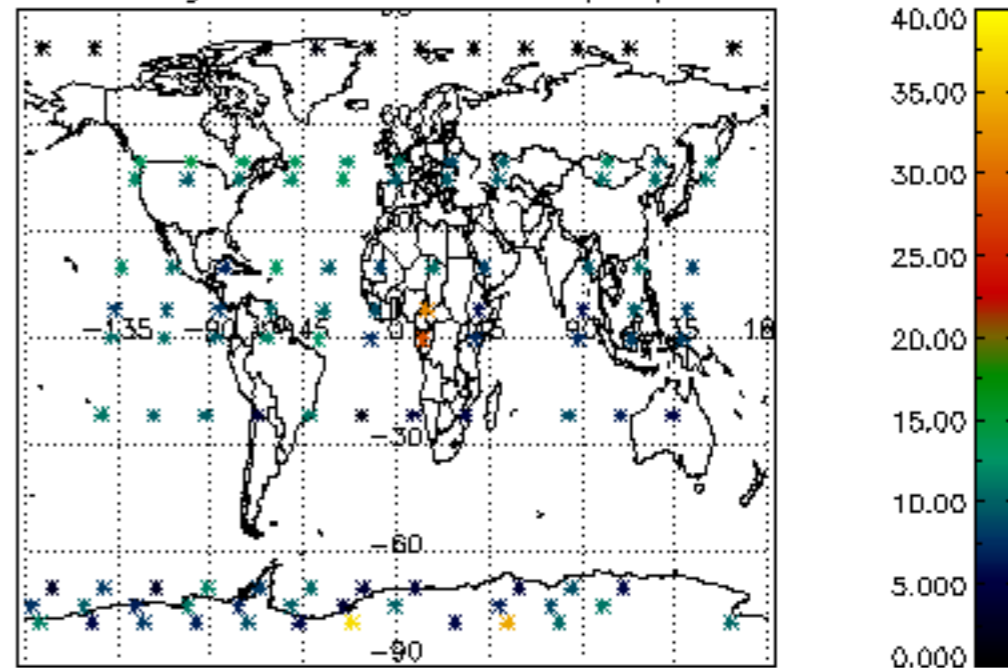
Percentage of datation errors per profile

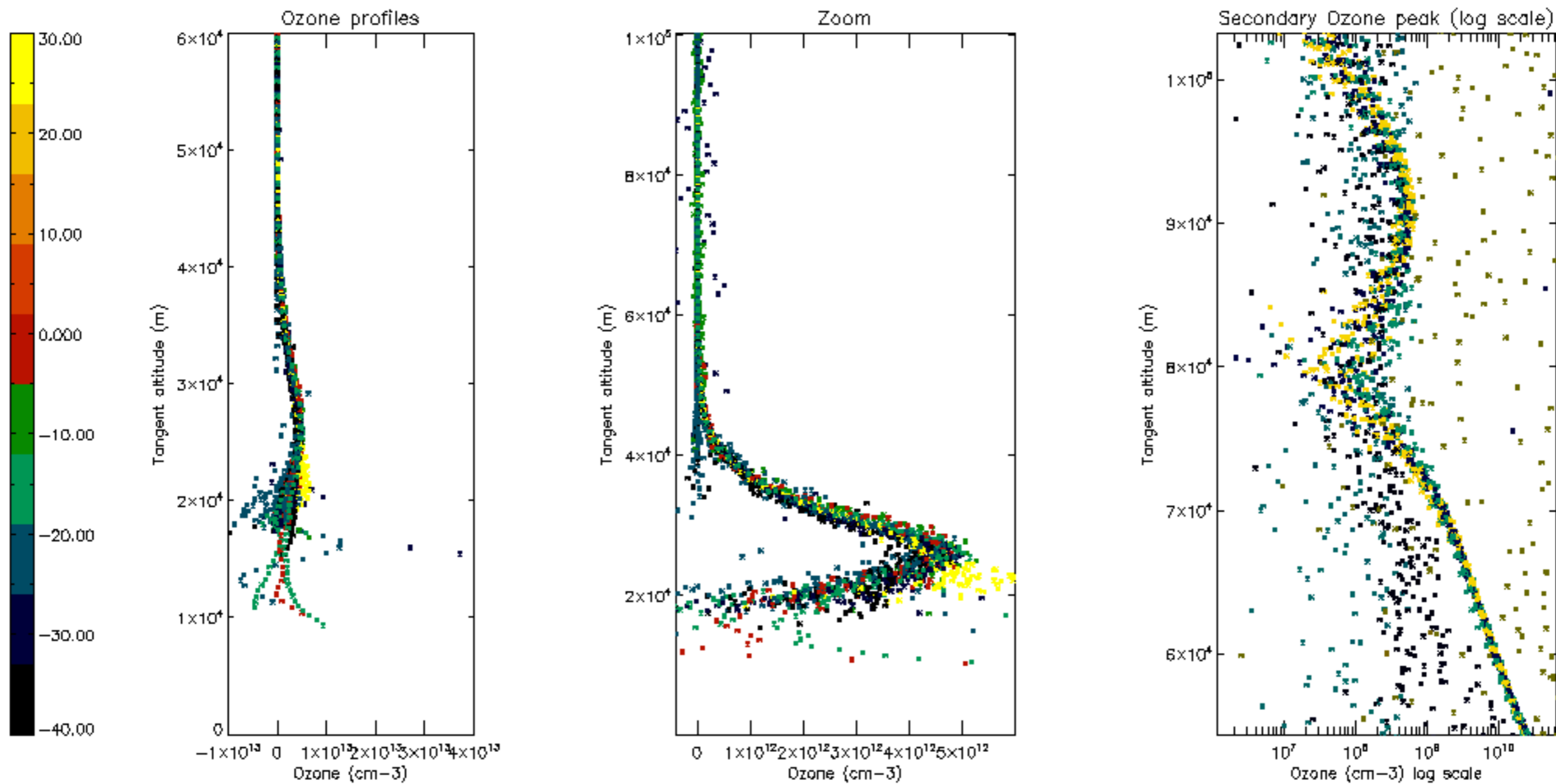


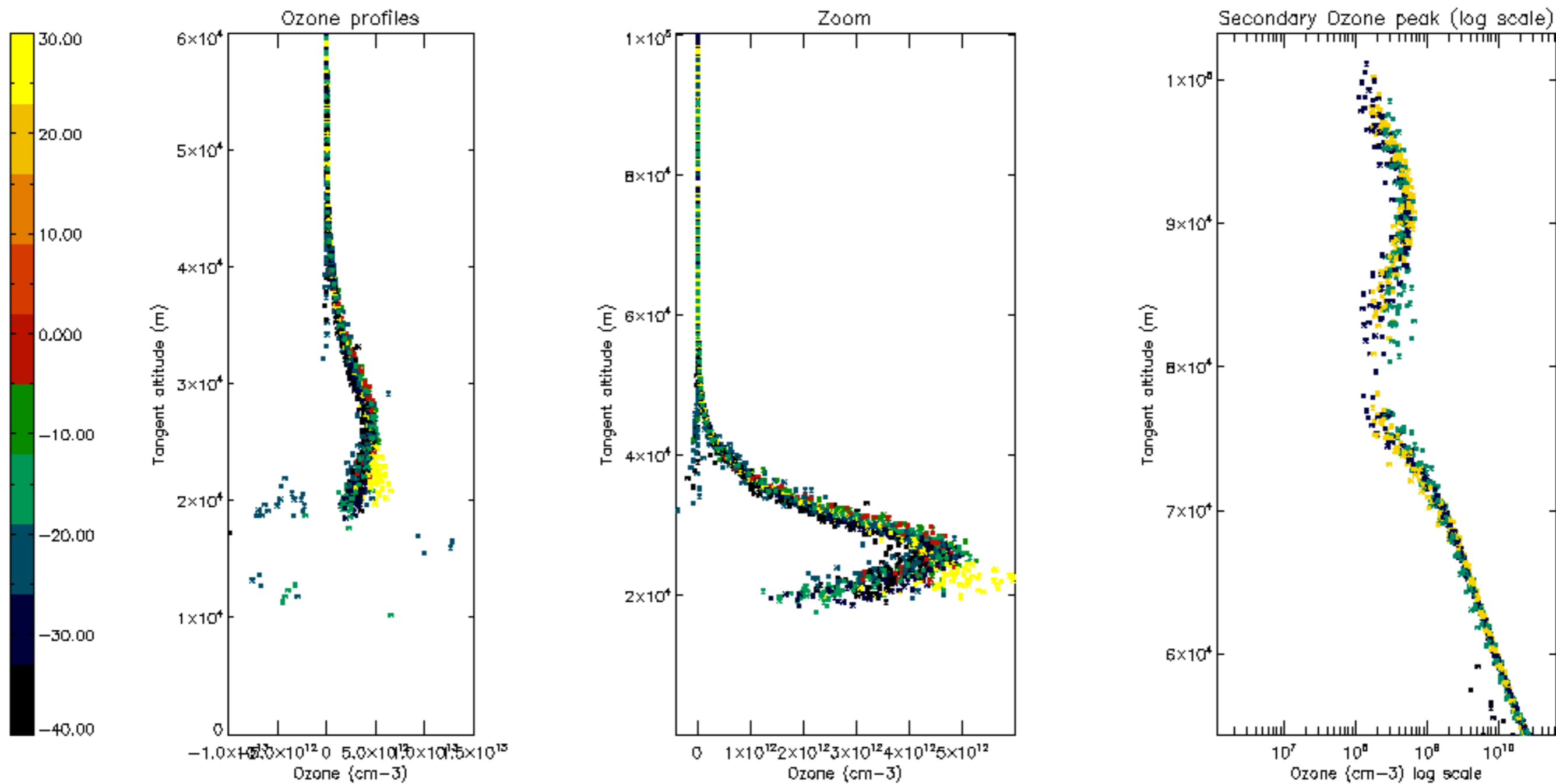
Percentage of star falling outside central band per profile

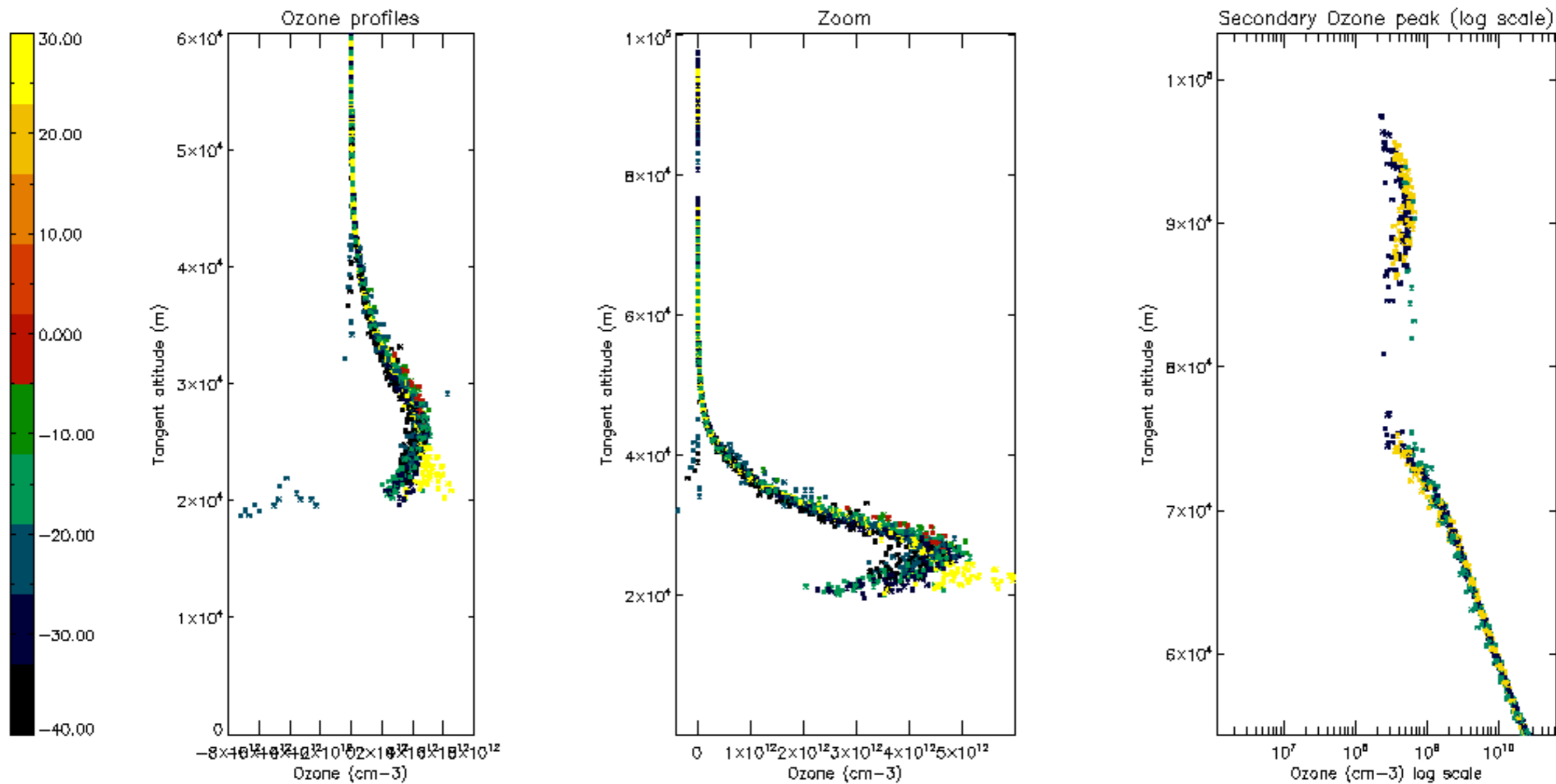


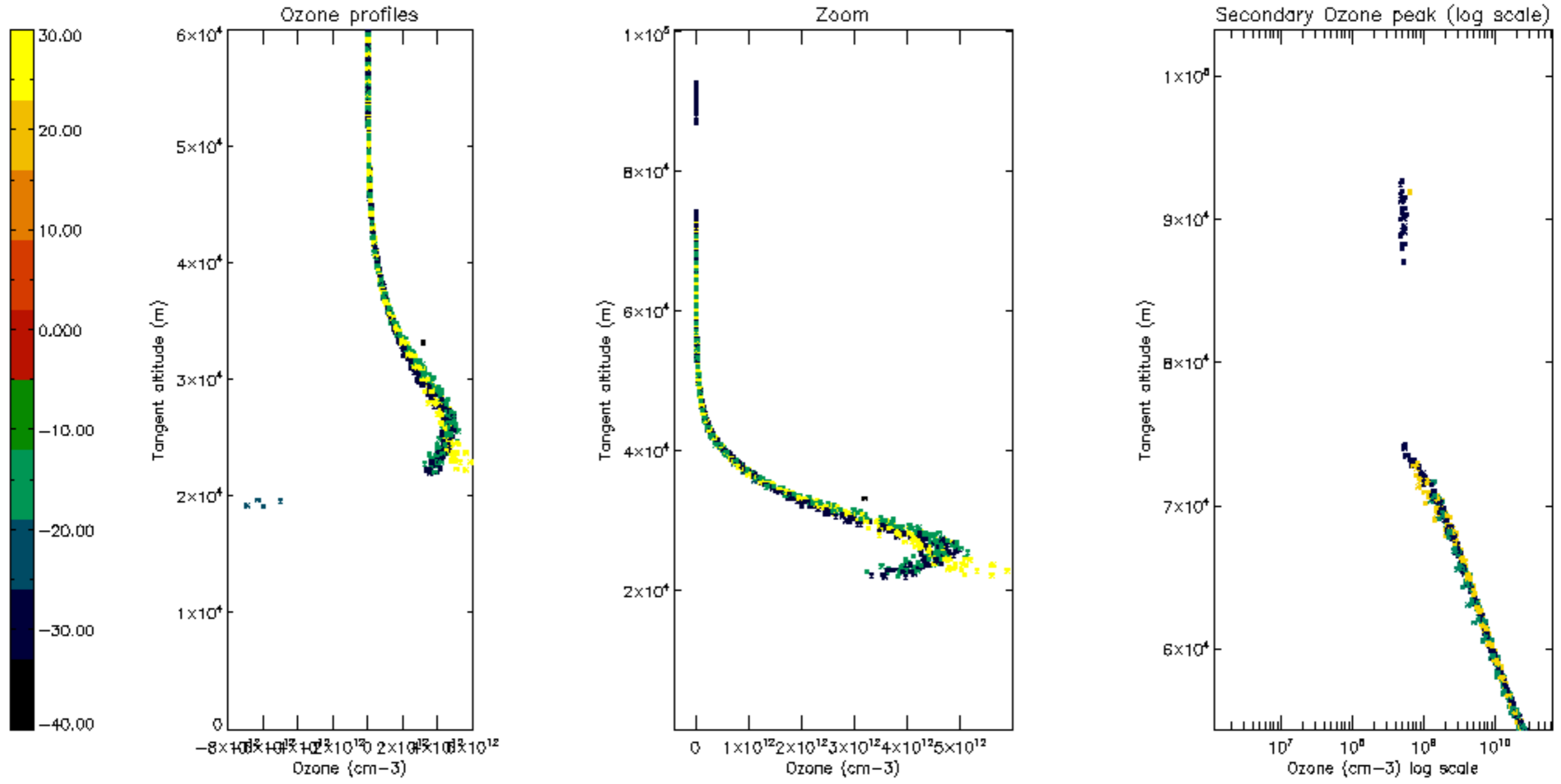
Percentage of saturation errors per profile

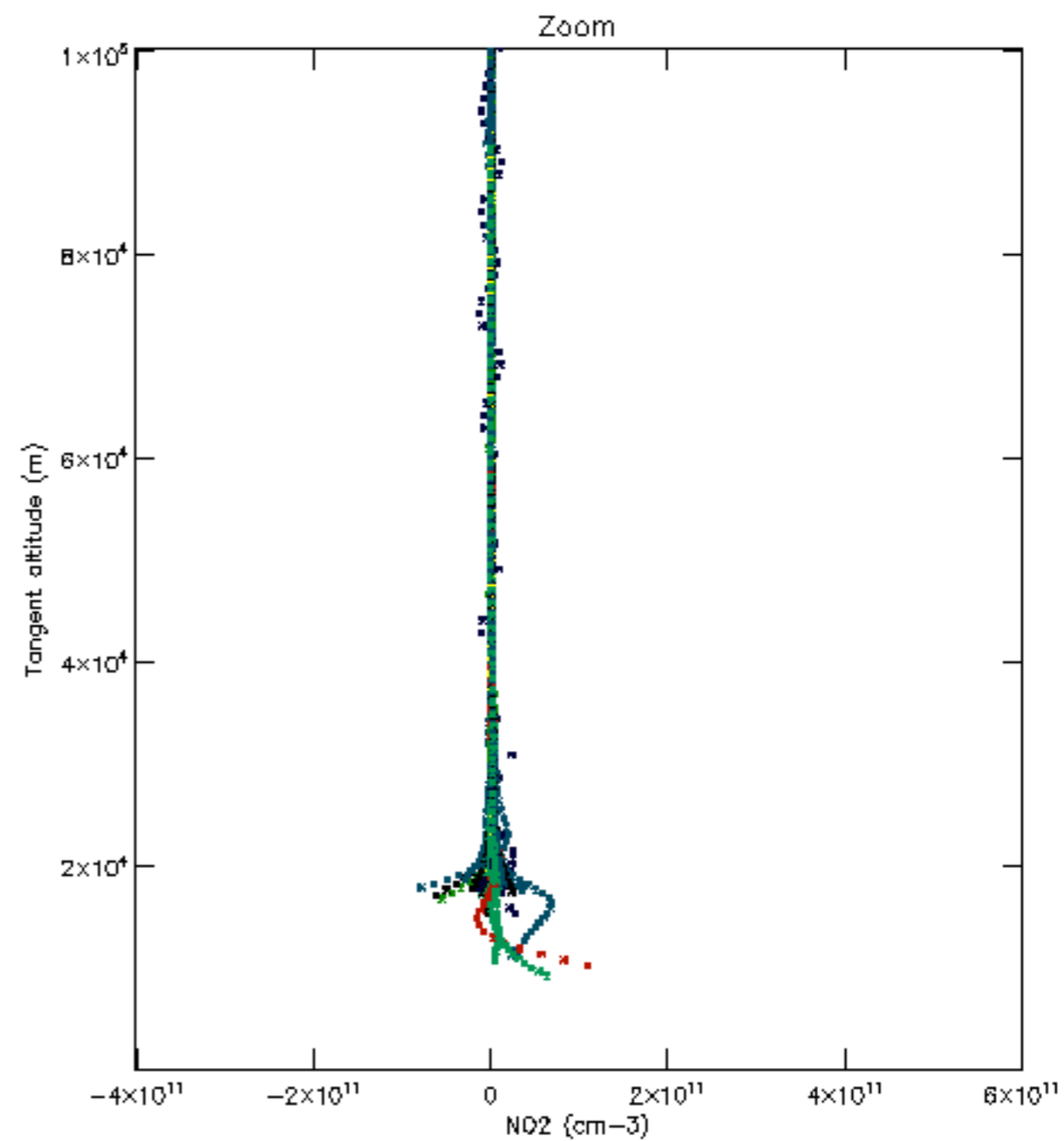
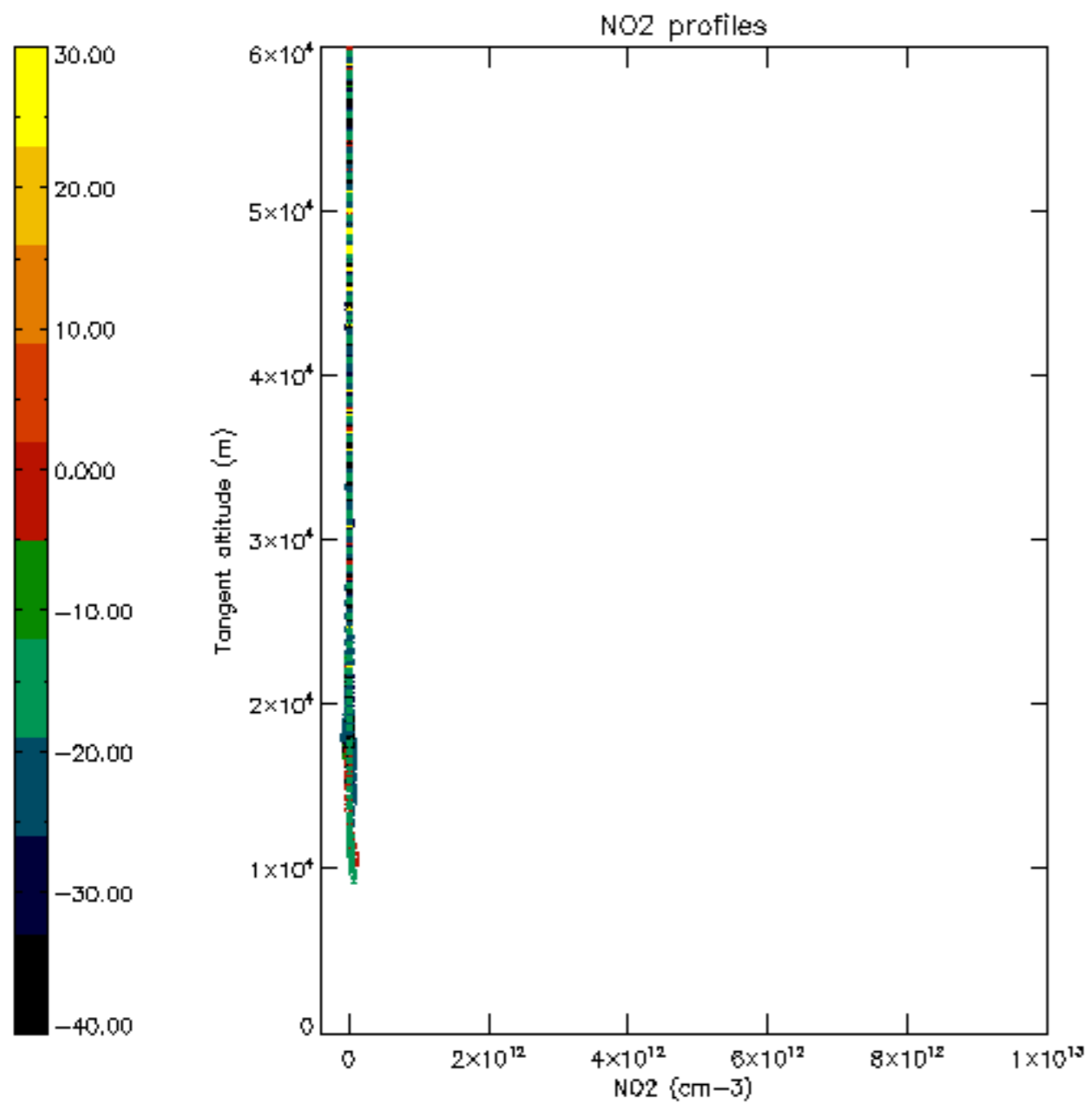


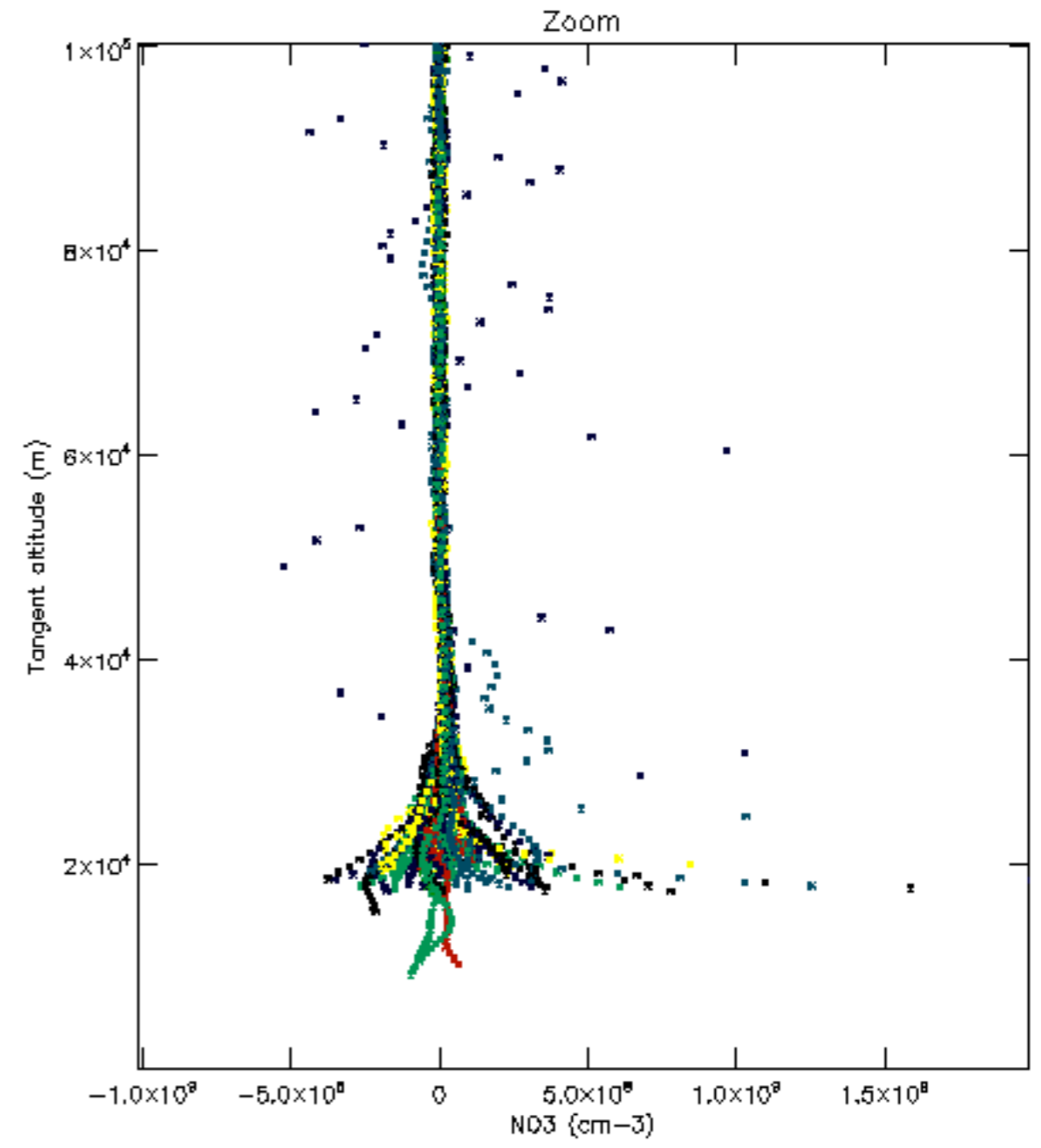
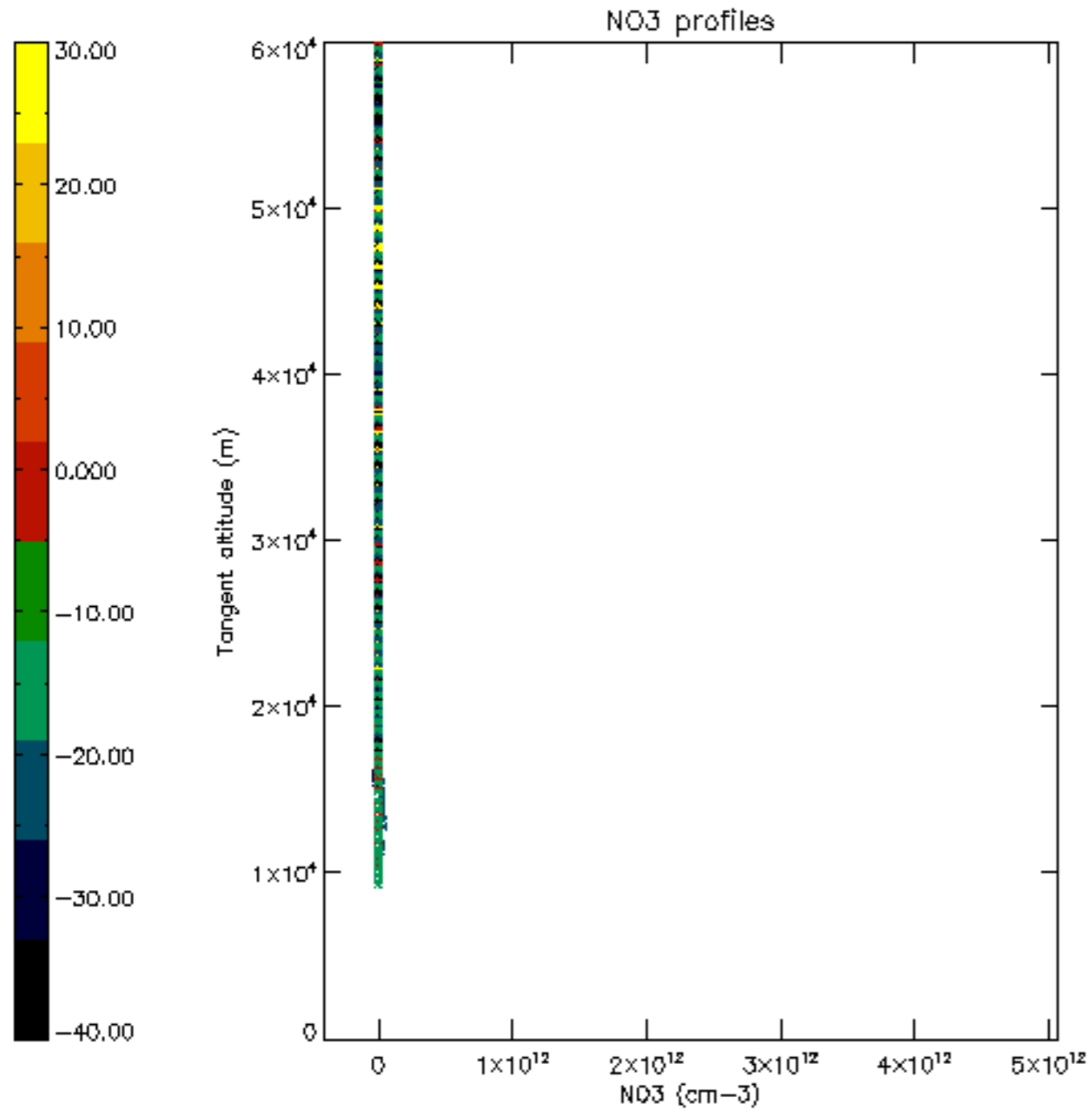


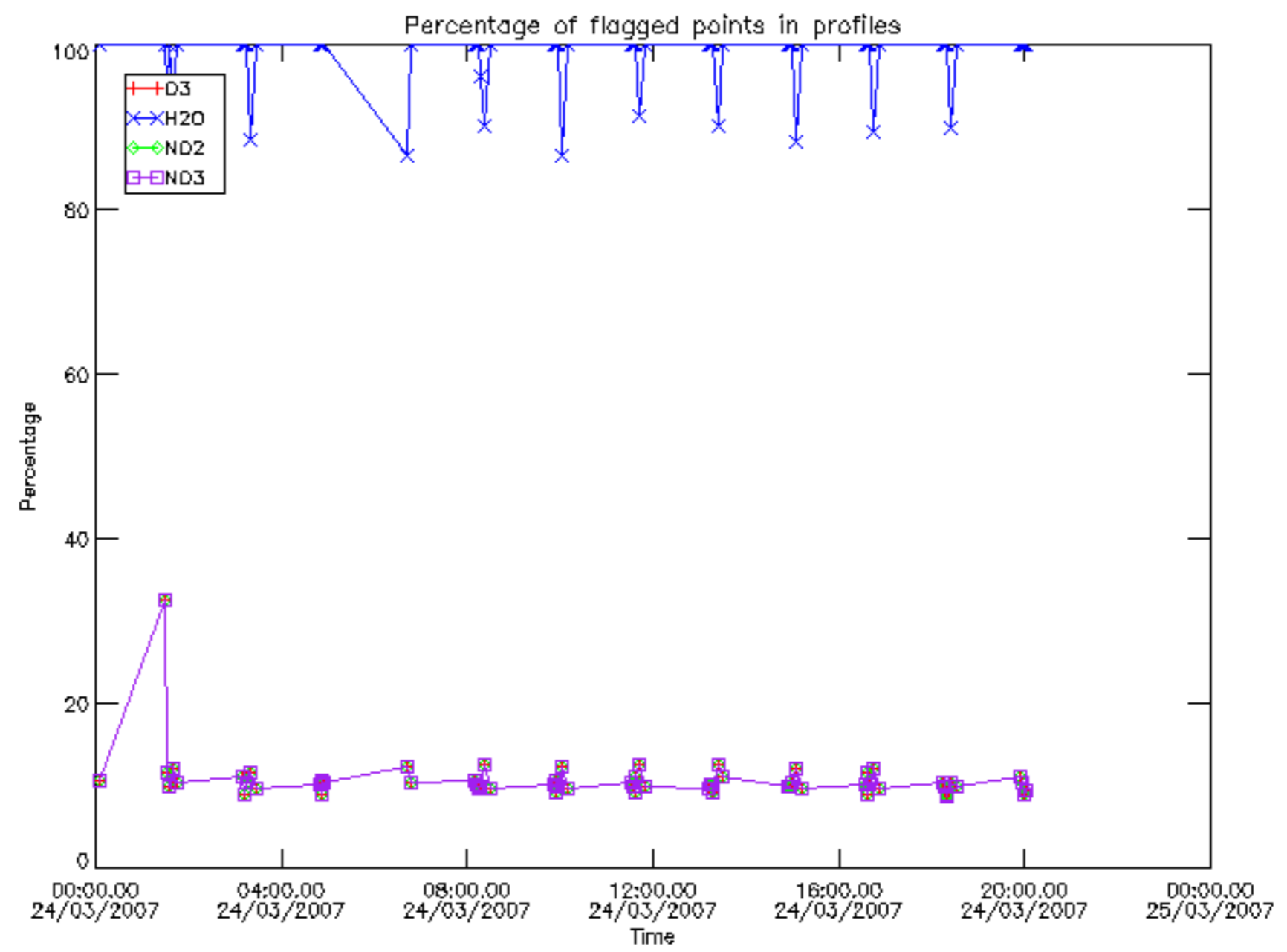




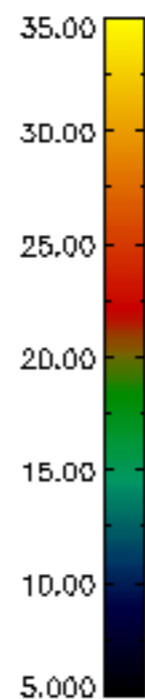
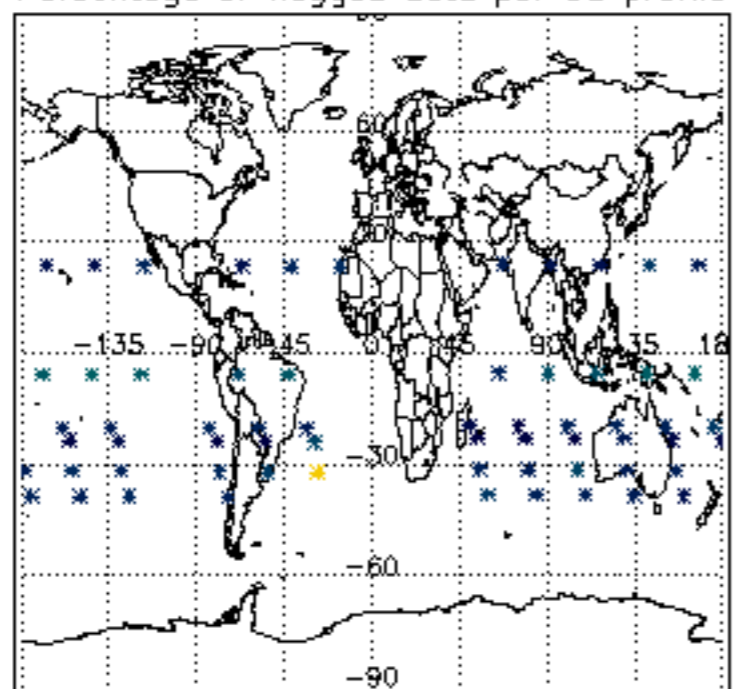




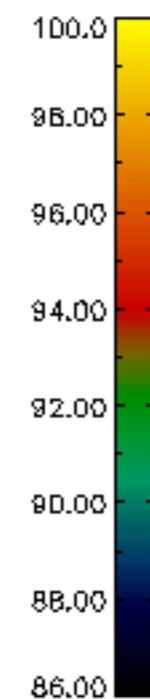
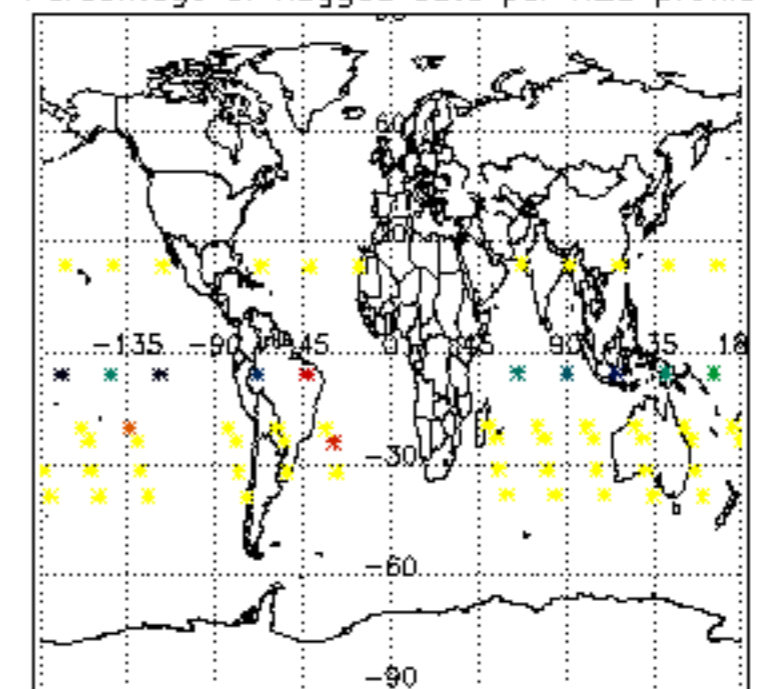




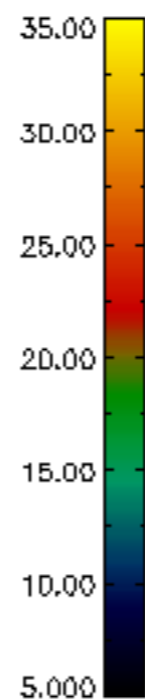
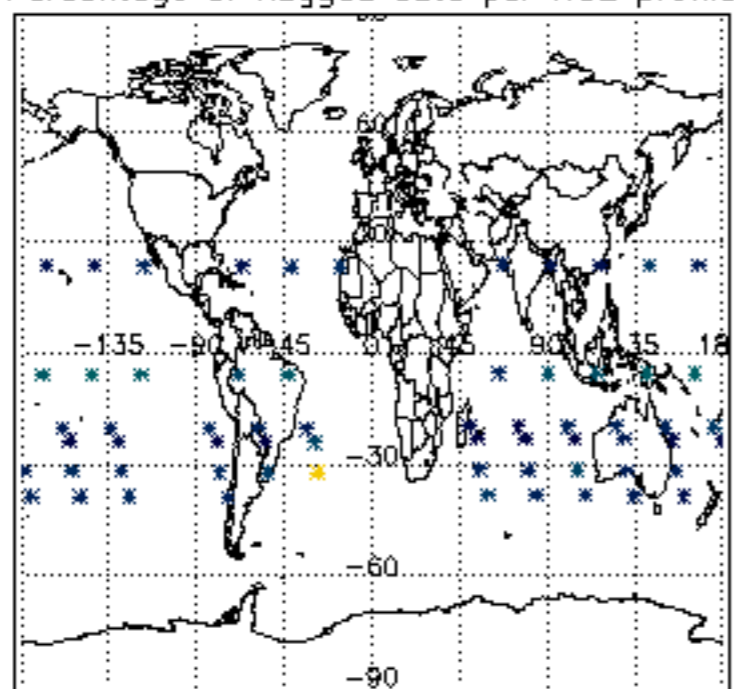
Percentage of flagged data per D3 profile



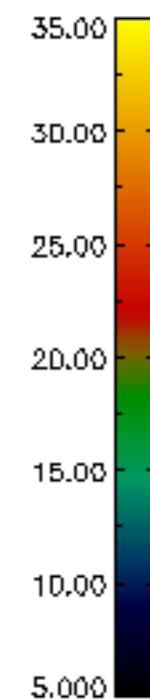
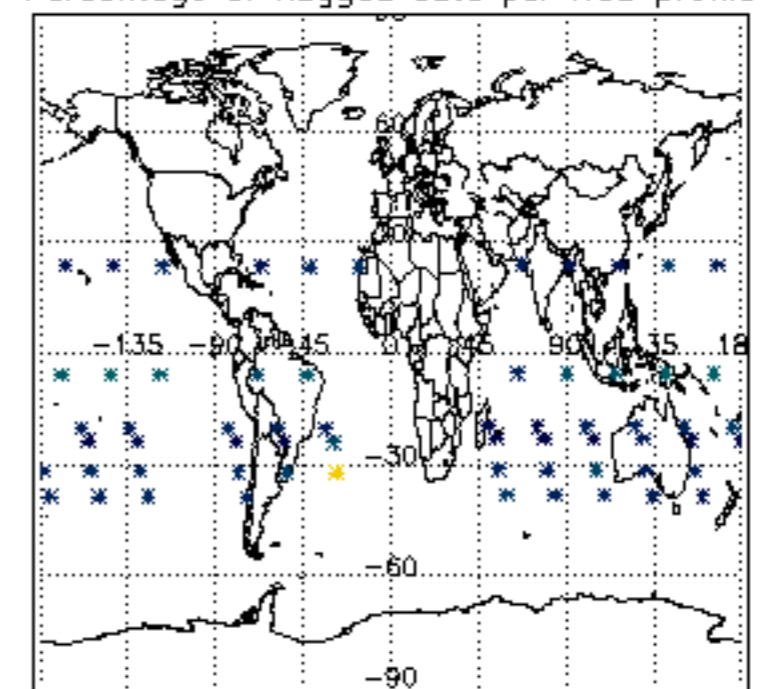
Percentage of flagged data per H2O profile

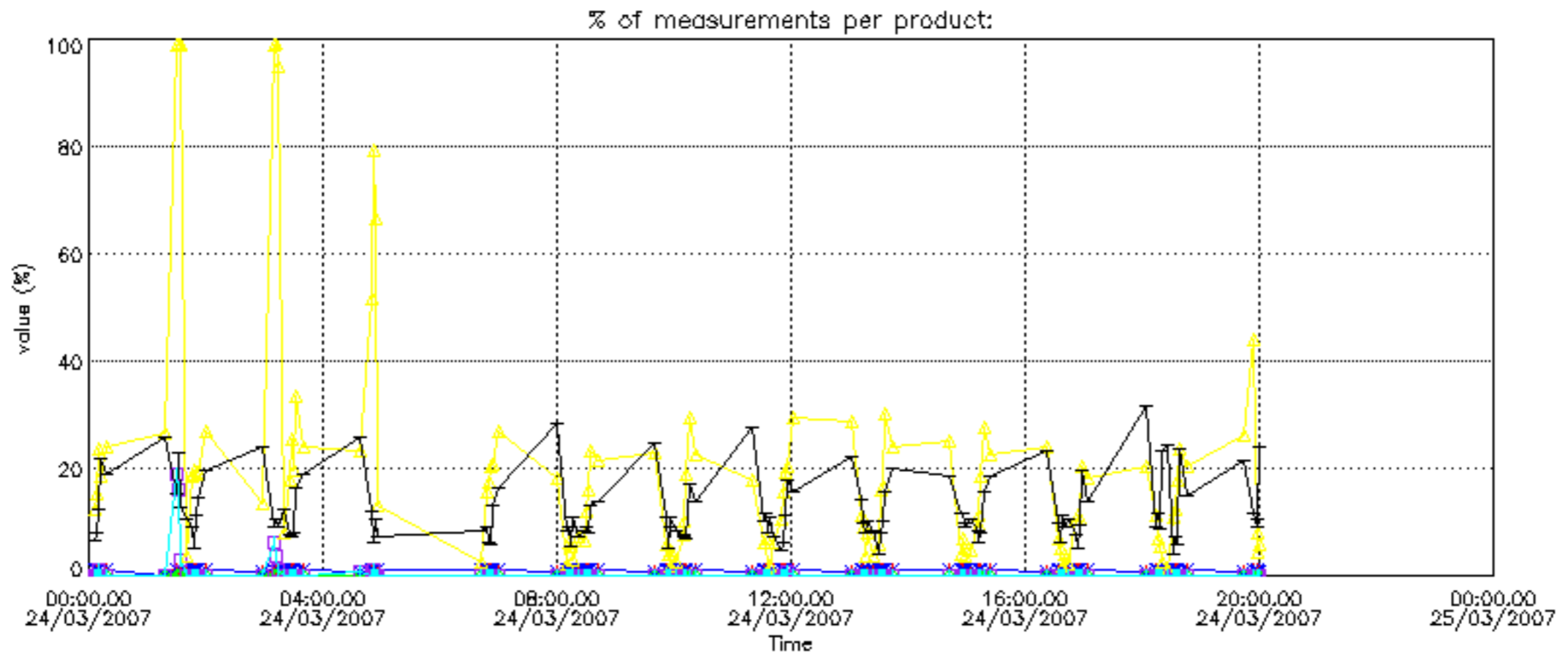


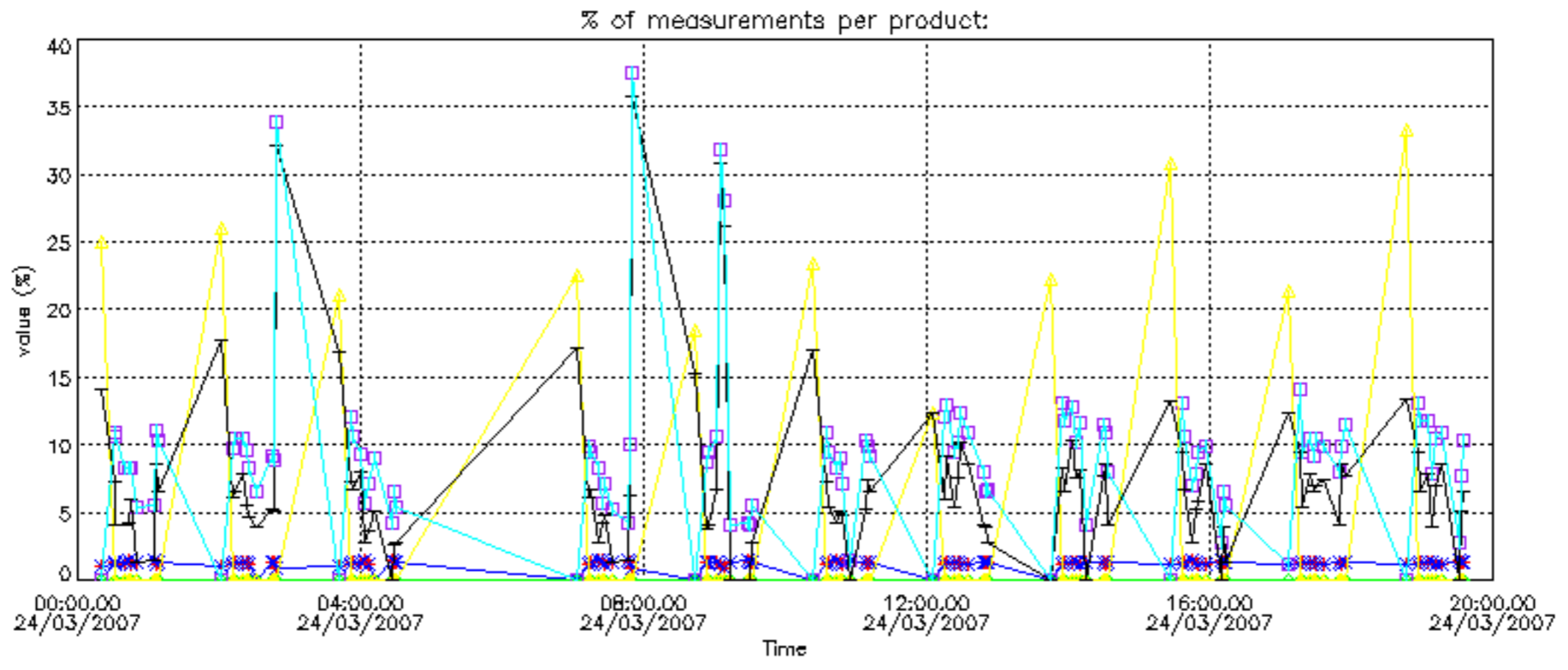
Percentage of flagged data per NO2 profile



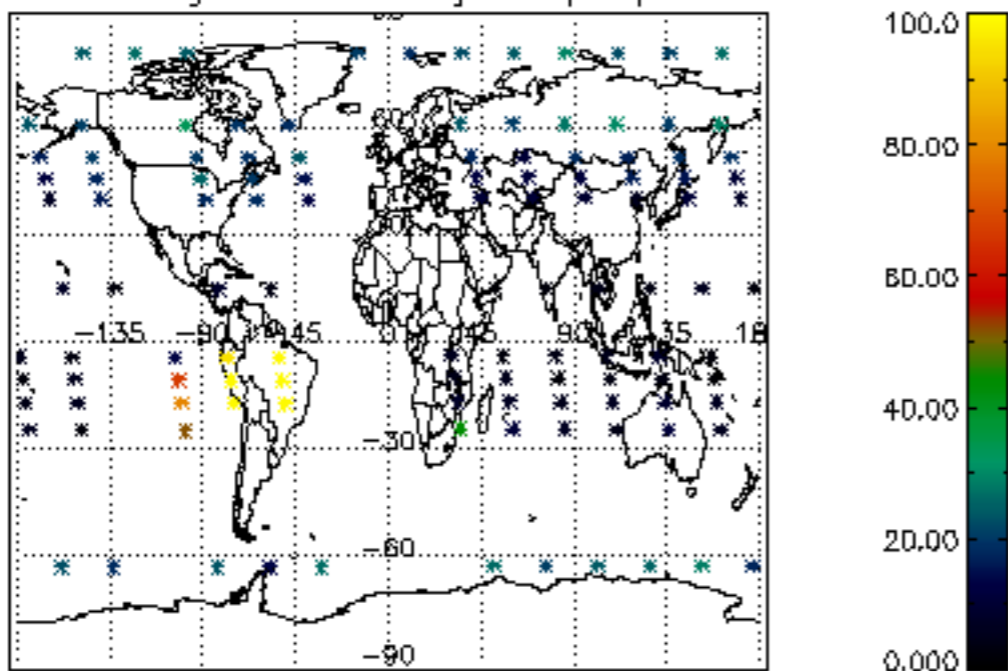
Percentage of flagged data per NO3 profile



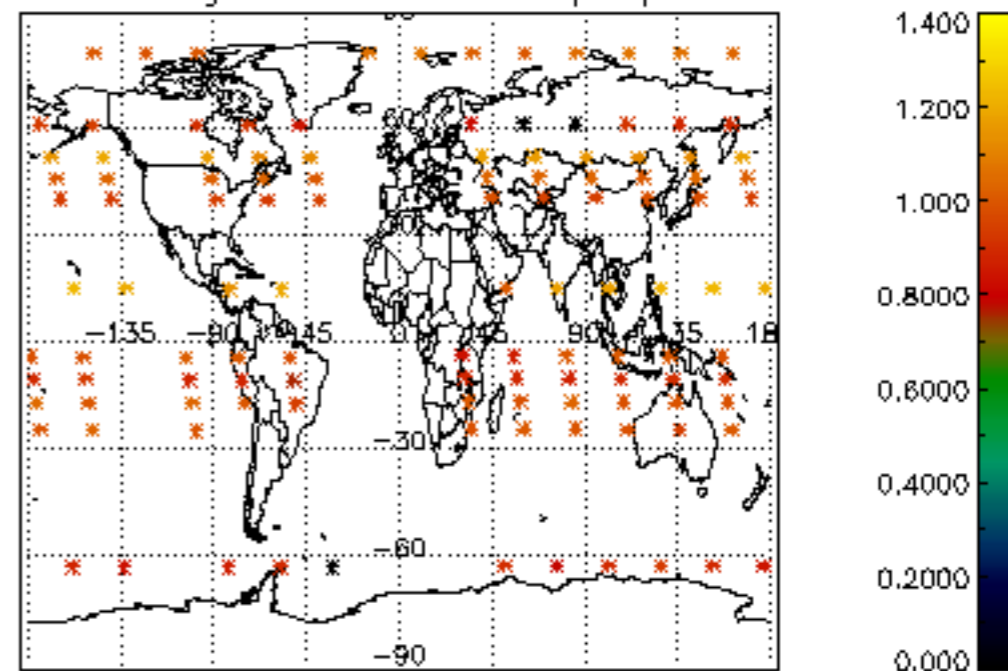




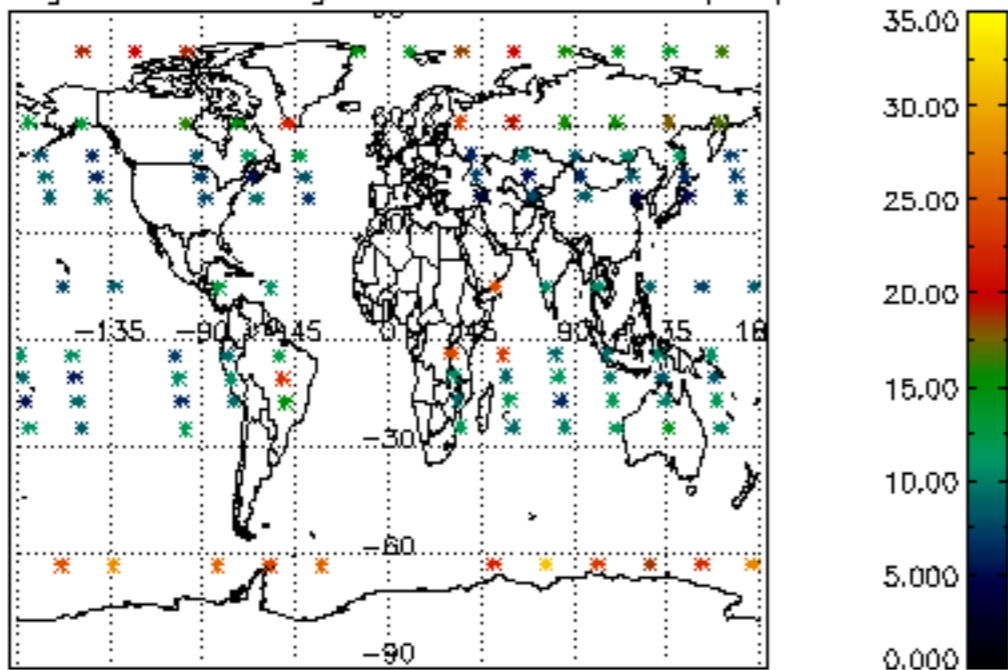
Percentage of cosmic ray hits per profile



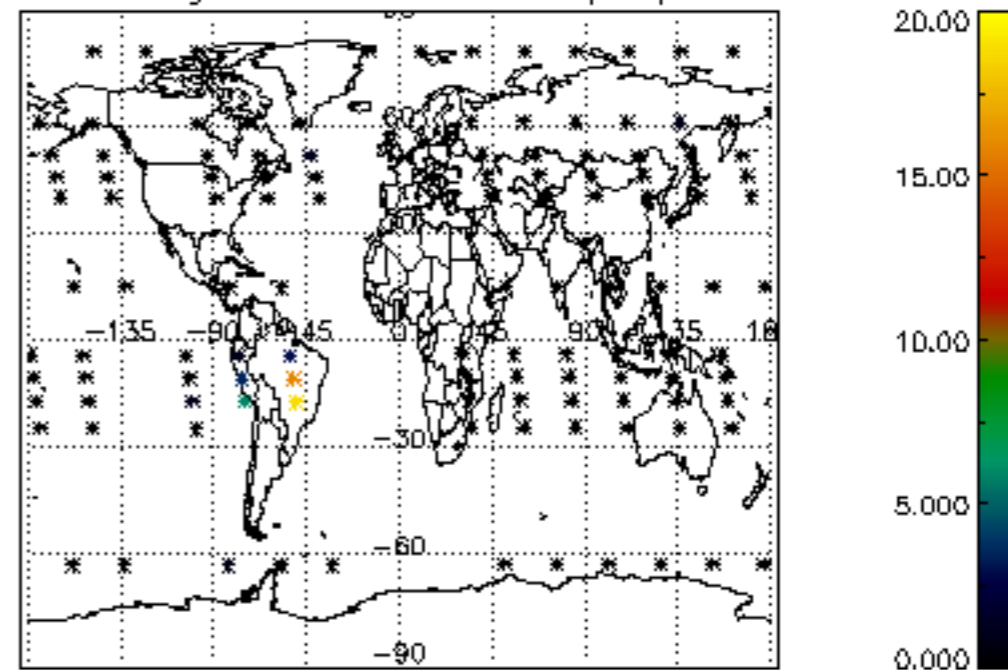
Percentage of datation errors per profile



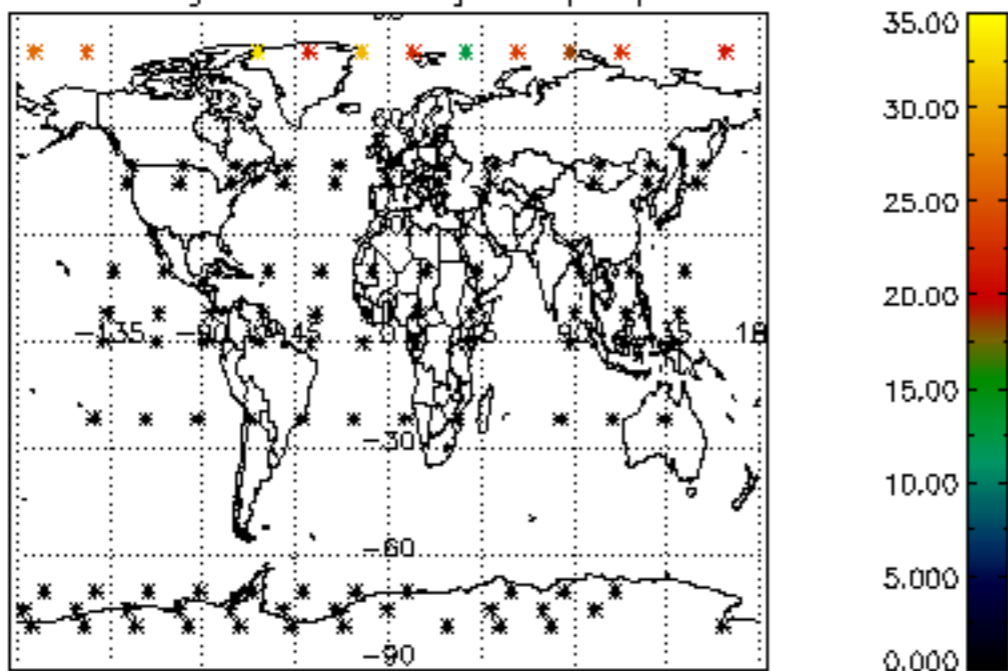
Percentage of star falling outside central band per profile



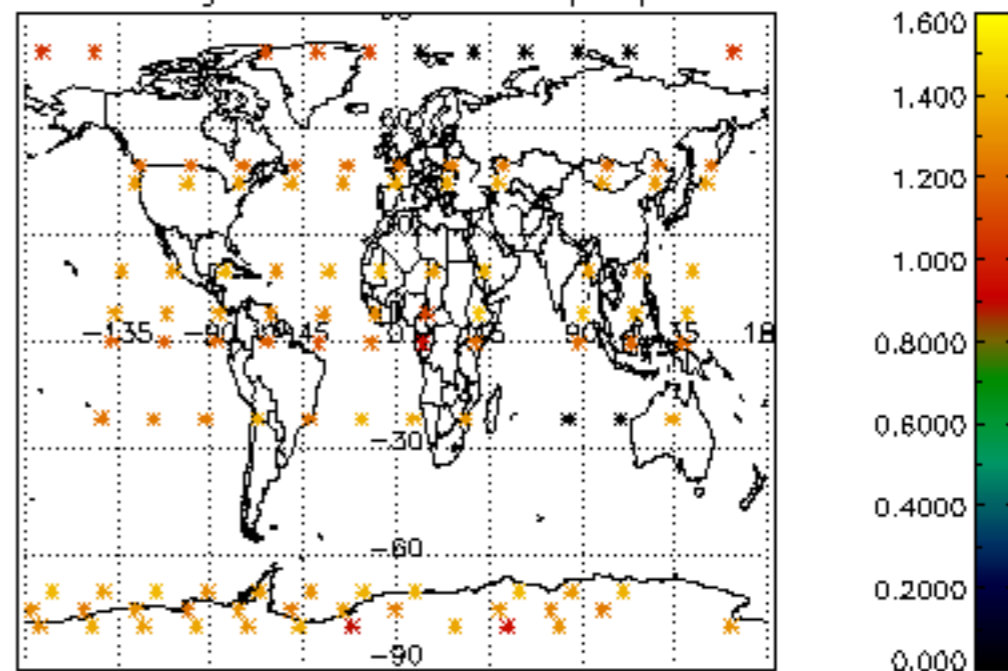
Percentage of saturation errors per profile



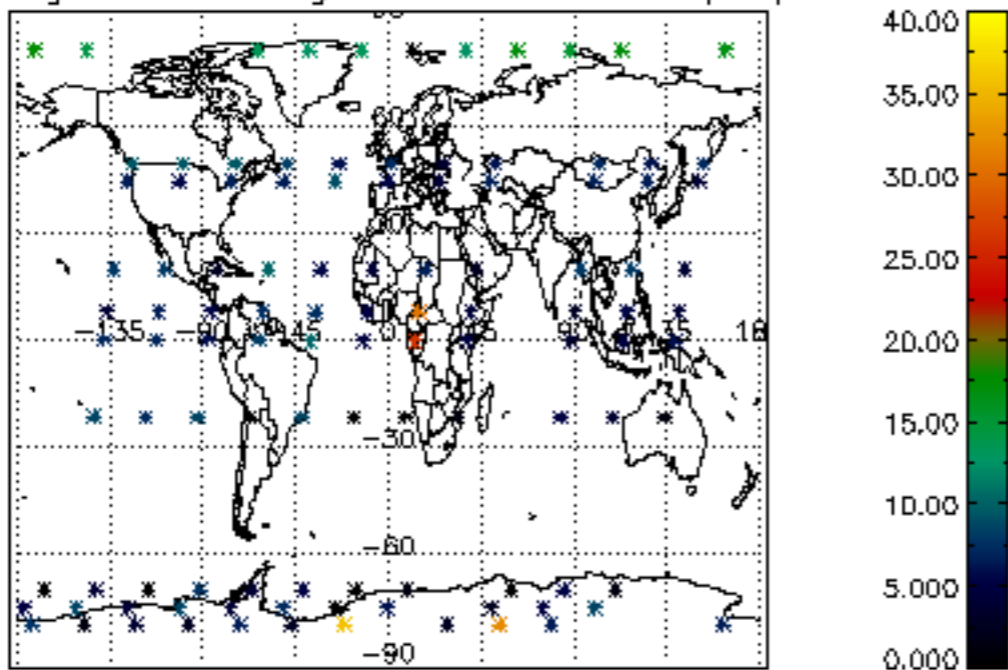
Percentage of cosmic ray hits per profile



Percentage of datation errors per profile



Percentage of star falling outside central band per profile



Percentage of saturation errors per profile

