

GOMOS Level 2 Daily Report

SUMMARY

[1. General Info](#)

[2. Summary of processed GOM_NL_2P products](#)

[3. Level 2 Quality information per product](#)

[3.1 Plot of level 2 quality information per product \(time dependant\)](#)

[3.2 Plot of level 2 quality information per product \(world map\)](#)

[4. Level 1 Quality information per product \(stored on level 2 products\)](#)

[4.1 Plot of level 1 quality information per product \(time dependant\)](#)

[4.1.1 Plot of level 1 quality information per product \(time dependant\): ASCENDING](#)

[4.1.2 Plot of level 1 quality information per product \(time dependant\): DESCENDING](#)

[4.2 Plot of level 1 quality information per product \(world map\)](#)

[4.2.1 Plot of level 1 quality information per product \(world map\): ASCENDING](#)

[4.2.2 Plot of level 1 quality information per product \(world map\): DESCENDING](#)

[5. Ozone profiles based on quality statistics and other trace gas profiles](#)

[5.1 Ozone statistics based on quality of products](#)

[5.2 Plot ozone profiles for all STD \(dark without errors\)](#)

[5.3 Plot ozone profiles where STD < 20% \(dark without errors\)](#)

[5.4. Plot ozone profiles where STD < 10% \(dark without errors\)](#)

[5.5. Plot ozone profiles where STD < 5% \(dark without errors\)](#)

[5.6 Plot NO2 profiles for all STD \(dark without errors\)](#)

[5.7 Plot NO3 profiles for all STD \(dark without errors\)](#)

[5.8 Plot H2O profiles \(only for occultations of stars 1,2,3,4,13,14,16,26,63 dark without errors\) for all STD](#)

[6. Auxiliary Data Files used for the production reported in section 2](#)

This report presents the daily analysis on parameters extracted from GOMOS level 2 data (GOM_NL__2P). It is intended to monitor some important parameters that will impact the quality of these products. A list of level 2 products (and content) that have arrived during the reporting day to the PCF is also given.

Item	Value
Time of report generation	22APR2013 17:37:56
Data source version	GOMOS/6.01
Start time of products	21-03-2007 (21MAR2007 00:00:00)
Stop time of products	22-03-2007 (22MAR2007 00:00:00)
Store outputs in DB	Yes
Nb of level 2 prods	264
Nb of prods with errors	0

2. Summary of processed GOM_NL__2P products.

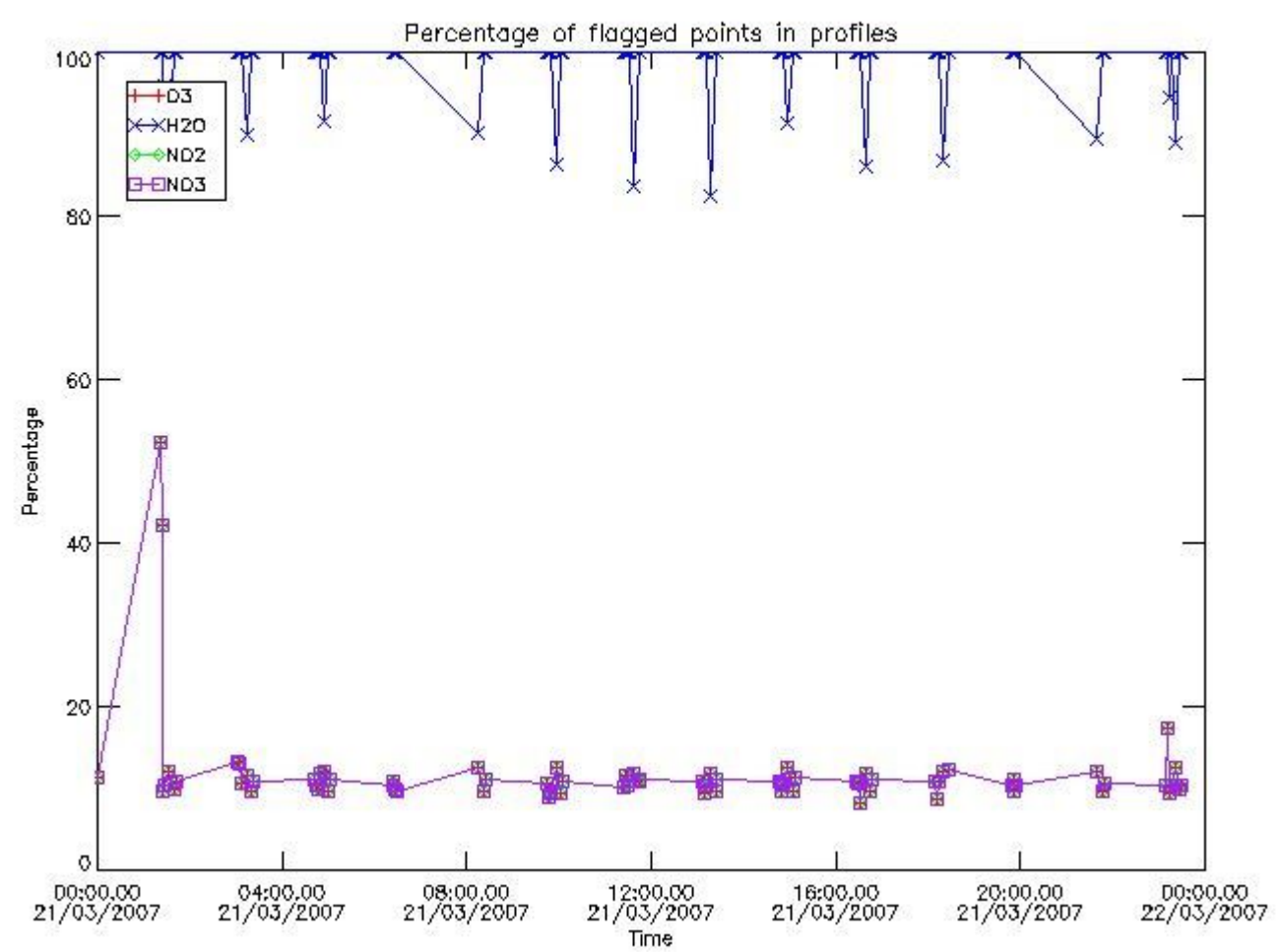
Nr	Filename	UTC Start time	Limb	Duration	Star Id	Star Name	Star Mag	Star Temp	Nb Meas	Orbit	Prod. error
1	GOM_NL__2PRFIN20070321_000051_000000452056_00317_26423_2340.N1	21-MAR-2007 00:00:51	Dark	45.000	78	Alp Lup	2.3040	28000.	90	26423	No
2	GOM_NL__2PRFIN20070321_000222_000000522056_00317_26423_2341.N1	21-MAR-2007 00:02:22	Straylight	51.500	81	Eta Cen	2.3560	28000.	103	26423	No
3	GOM_NL__2PRFIN20070321_000524_000000562056_00317_26423_2342.N1	21-MAR-2007 00:05:24	Straylight	55.500	54	5The Cen	2.0550	4500.0	111	26423	No
4	GOM_NL__2PRFIN20070321_000701_000000502056_00317_26423_2343.N1	21-MAR-2007 00:07:01	Straylight	49.500	123	lot Cen	2.7500	10200.	99	26423	No
5	GOM_NL__2PRFIN20070321_001230_000000522056_00317_26423_2344.N1	21-MAR-2007 00:12:30	Straylight	52.000	106	9Bet Crv	2.6480	5600.0	104	26423	No
6	GOM_NL__2PRFIN20070321_001442_000000462056_00317_26423_2345.N1	21-MAR-2007 00:14:42	Twilight_stray	45.500	100	4Gam Crv	2.5800	13100.	91	26423	No
7	GOM_NL__2PRFIN20070321_002521_000000432056_00317_26423_2346.N1	21-MAR-2007 00:25:21	Bright	42.500	62	94Bet Leo	2.1360	9700.0	85	26423	No
8	GOM_NL__2PRFIN20070321_003339_000000392056_00317_26423_2347.N1	21-MAR-2007 00:33:39	Bright	39.000	174	52Psi UMa	3.0040	4400.0	78	26423	No
9	GOM_NL__2PRFIN20070321_003653_000000372056_00317_26423_2348.N1	21-MAR-2007 00:36:53	Bright	36.500	82	48Bet UMa	2.3650	10600.	73	26423	No
10	GOM_NL__2PRFIN20070321_003824_000000382056_00317_26423_2349.N1	21-MAR-2007 00:38:24	Bright	38.000	36	50Alp UMa	1.8000	6300.0	76	26423	No
11	GOM_NL__2PRFIN20070321_004034_000000462056_00317_26423_2350.N1	21-MAR-2007 00:40:34	Bright	46.000	55	79Zet UMa	2.0600	10200.	92	26423	No
12	GOM_NL__2PRFIN20070321_004520_000000392056_00317_26423_2351.N1	21-MAR-2007 00:45:20	Bright	38.500	60	7Bet UMi	2.0810	3950.0	77	26423	No
13	GOM_NL__2PRFIN20070321_005859_000000392056_00317_26423_2352.N1	21-MAR-2007 00:58:59	Bright	38.500	19	50Alp Cyg	1.2460	10500.	77	26423	No
14	GOM_NL__2PRFIN20070321_010034_000000402056_00317_26423_2353.N1	21-MAR-2007 01:00:34	Bright	40.000	66	37Gam Cyg	2.2080	5900.0	80	26423	No
15	GOM_NL__2PRFIN20070321_010221_000000382056_00317_26423_2354.N1	21-MAR-2007 01:02:21	Bright	37.500	92	53Eps Cyg	2.5000	4500.0	75	26423	No
16	GOM_NL__2PRFIN20070321_011102_000000542056_00317_26423_2355.N1	21-MAR-2007 01:11:02	Twilight_stray	54.000	11	53Alp Aql	0.76500	8000.0	108	26423	No
17	GOM_NL__2PRFIN20070321_012139_000000482056_00317_26423_2356.N1	21-MAR-2007 01:21:39	Dark	47.500	155	41Pi Sgr	2.9000	6600.0	95	26423	No
18	GOM_NL__2PRFIN20070321_012345_000000522056_00317_26423_2357.N1	21-MAR-2007 01:23:45	Dark	51.500	57	34Sig Sgr	2.0660	26000.	103	26423	No
19	GOM_NL__2PRFIN20070321_012523_000000532056_00317_26423_2358.N1	21-MAR-2007 01:25:23	Dark	53.000	137	22Lam Sgr	2.8240	4400.0	106	26423	No
20	GOM_NL__2PRFIN20070321_012717_000000492056_00317_26423_2359.N1	21-MAR-2007 01:27:17	Dark	49.000	38	20Eps Sgr	1.8360	11000.	98	26423	No
21	GOM_NL__2PRFIN20070321_013258_000000432056_00318_26424_2354.N1	21-MAR-2007 01:32:58	Dark	42.500	141	Bet Ara	2.8400	4600.0	85	26424	No
22	GOM_NL__2PRFIN20070321_013946_000000522056_00318_26424_2355.N1	21-MAR-2007 01:39:46	Dark	52.000	131	Gam Lup	2.8000	26000.	104	26424	No
23	GOM_NL__2PRFIN20070321_014128_000000482056_00318_26424_2356.N1	21-MAR-2007 01:41:28	Dark	47.500	78	Alp Lup	2.3040	28000.	95	26424	No
24	GOM_NL__2PRFIN20070321_014259_000000532056_00318_26424_2357.N1	21-MAR-2007 01:42:59	Straylight	53.000	81	Eta Cen	2.3560	28000.	106	26424	No
25	GOM_NL__2PRFIN20070321_014601_000000642056_00318_26424_2358.N1	21-MAR-2007 01:46:01	Straylight	63.500	54	5The Cen	2.0550	4500.0	127	26424	No
26	GOM_NL__2PRFIN20070321_014737_000000472056_00318_26424_2359.N1	21-MAR-2007 01:47:37	Straylight	47.000	123	lot Cen	2.7500	10200.	94	26424	No
27	GOM_NL__2PRFIN20070321_015306_000000502056_00318_26424_2360.N1	21-MAR-2007 01:53:06	Straylight	49.500	106	9Bet Crv	2.6480	5600.0	99	26424	No
28	GOM_NL__2PRFIN20070321_015518_000000492056_00318_26424_2361.N1	21-MAR-2007 01:55:18	Twilight_stray	48.500	100	4Gam Crv	2.5800	13100.	97	26424	No
29	GOM_NL__2PRFIN20070321_020556_000000452056_00318_26424_2362.N1	21-MAR-2007 02:05:56	Bright	44.500	62	94Bet Leo	2.1360	9700.0	89	26424	No
30	GOM_NL__2PRFIN20070321_021414_000000392056_00318_26424_2363.N1	21-MAR-2007 02:14:14	Bright	38.500	174	52Psi UMa	3.0040	4400.0	77	26424	No
31	GOM_NL__2PRFIN20070321_021729_000000552056_00318_26424_2364.N1	21-MAR-2007 02:17:29	Bright	55.000	82	48Bet UMa	2.3650	10600.	110	26424	No
32	GOM_NL__2PRFIN20070321_021900_000000372056_00318_26424_2365.N1	21-MAR-2007 02:19:00	Bright	36.500	36	50Alp UMa	1.8000	6300.0	73	26424	No
33	GOM_NL__2PRFIN20070321_022110_000000452056_00318_26424_2366.N1	21-MAR-2007 02:21:10	Bright	45.000	55	79Zet UMa	2.0600	10200.	90	26424	No
34	GOM_NL__2PRFIN20070321_022555_000000372056_00318_26424_2367.N1	21-MAR-2007 02:25:55	Bright	36.500	60	7Bet UMi	2.0810	3950.0	73	26424	No
35	GOM_NL__2PRFIN20070321_023935_000000382056_00318_26424_2368.N1	21-MAR-2007 02:39:35	Bright	38.000	19	50Alp Cyg	1.2460	10500.	76	26424	No
36	GOM_NL__2PRFIN20070321_024110_000000402056_00318_26424_2369.N1	21-MAR-2007 02:41:10	Bright	39.500	66	37Gam Cyg	2.2080	5900.0	79	26424	No
37	GOM_NL__2PRFIN20070321_024257_000000372056_00318_26424_2370.N1	21-MAR-2007 02:42:57	Bright	37.000	92	53Eps Cyg	2.5000	4500.0	74	26424	No
38	GOM_NL__2PRFIN20070321_025139_000000522056_00318_26424_2371.N1	21-MAR-2007 02:51:39	Twilight_stray	52.000	11	53Alp Aql	0.76500	8000.0	104	26424	No
39	GOM_NL__2PRFIN20070321_030216_000000462056_00318_26424_2372.N1	21-MAR-2007 03:02:16	Dark	46.000	155	41Pi Sgr	2.9000	6600.0	92	26424	No
40	GOM_NL__2PRFIN20070321_030422_000000472056_00318_26424_2373.N1	21-MAR-2007 03:04:22	Dark	47.000	57	34Sig Sgr	2.0660	26000.	94	26424	No
41	GOM_NL__2PRFIN20070321_030754_000000482056_00318_26424_2374.N1	21-MAR-2007 03:07:54	Dark	48.000	38	20Eps Sgr	1.8360	11000.	96	26424	No
42	GOM_NL__2PRFIN20070321_031335_000000452056_00319_26425_2370.N1	21-MAR-2007 03:13:35	Dark	44.500	141	Bet Ara	2.8400	4600.0	89	26425	No

220	GOM_NL_2PRFIN20070321_183908_000000472056_00328_26434_2614.N1	21-MAR-2007 18:39:08	Straylight	46.500	106	9Bet Crv	2.6480	5600.0	93	26434	No
221	GOM_NL_2PRFIN20070321_184119_000000472056_00328_26434_2615.N1	21-MAR-2007 18:41:19	Twilight_stray	46.500	100	4Gam Crv	2.5800	13100.	93	26434	No
222	GOM_NL_2PRFIN20070321_185153_000000432056_00328_26434_2616.N1	21-MAR-2007 18:51:53	Bright	43.000	62	94Bet Leo	2.1360	9700.0	86	26434	No
223	GOM_NL_2PRFIN20070321_190011_000000372056_00328_26434_2617.N1	21-MAR-2007 19:00:11	Bright	36.500	174	52Psi UMa	3.0040	4400.0	73	26434	No
224	GOM_NL_2PRFIN20070321_190327_000000372056_00328_26434_2618.N1	21-MAR-2007 19:03:27	Bright	37.000	82	48Bet UMa	2.3650	10600.	74	26434	No
225	GOM_NL_2PRFIN20070321_190457_000000392056_00328_26434_2619.N1	21-MAR-2007 19:04:57	Bright	38.500	36	50Alp UMa	1.8000	6300.0	77	26434	No
226	GOM_NL_2PRFIN20070321_190702_000000462056_00328_26434_2620.N1	21-MAR-2007 19:07:02	Bright	45.500	55	79Zet UMa	2.0600	10200.	91	26434	No
227	GOM_NL_2PRFIN20070321_191151_000000412056_00328_26434_2621.N1	21-MAR-2007 19:11:51	Bright	40.500	60	7Bet UMi	2.0810	3950.0	81	26434	No
228	GOM_NL_2PRFIN20070321_192535_000000362056_00328_26434_2622.N1	21-MAR-2007 19:25:35	Bright	36.000	19	50Alp Cyg	1.2460	10500.	72	26434	No
229	GOM_NL_2PRFIN20070321_192710_000000382056_00328_26434_2623.N1	21-MAR-2007 19:27:10	Bright	37.500	66	37Gam Cyg	2.2080	5900.0	75	26434	No
230	GOM_NL_2PRFIN20070321_192858_000000362056_00328_26434_2624.N1	21-MAR-2007 19:28:58	Bright	36.000	92	53Eps Cyg	2.5000	4500.0	72	26434	No
231	GOM_NL_2PRFIN20070321_193744_000000552056_00328_26434_2625.N1	21-MAR-2007 19:37:44	Twilight_stray	55.000	11	53Alp Aql	0.76500	8000.0	110	26434	No
232	GOM_NL_2PRFIN20070321_194824_000000502056_00328_26434_2626.N1	21-MAR-2007 19:48:24	Dark	49.500	155	41Pi Sgr	2.9000	6600.0	99	26434	No
233	GOM_NL_2PRFIN20070321_195031_000000462056_00328_26434_2627.N1	21-MAR-2007 19:50:31	Dark	46.000	57	34Sig Sgr	2.0660	26000.	92	26434	No
234	GOM_NL_2PRFIN20070321_195212_000000532056_00328_26434_2628.N1	21-MAR-2007 19:52:12	Dark	53.000	137	22Lam Sgr	2.8240	4400.0	106	26434	No
235	GOM_NL_2PRFIN20070321_195404_000000492056_00328_26434_2629.N1	21-MAR-2007 19:54:04	Dark	49.000	38	20Eps Sgr	1.8360	11000.	98	26434	No
236	GOM_NL_2PRFIN20070321_214018_000000432056_00330_26436_2633.N1	21-MAR-2007 21:40:18	Dark	42.500	141	Bet Ara	2.8400	4600.0	85	26436	No
237	GOM_NL_2PRFIN20070321_214710_000000532056_00330_26436_2634.N1	21-MAR-2007 21:47:10	Dark	52.500	131	Gam Lup	2.8000	26000.	105	26436	No
238	GOM_NL_2PRFIN20070321_214855_000000482056_00330_26436_2635.N1	21-MAR-2007 21:48:55	Dark	48.000	109	Bet Lup	2.6770	26000.	96	26436	No
239	GOM_NL_2PRFIN20070321_215045_000000432056_00330_26436_2636.N1	21-MAR-2007 21:50:45	Straylight	43.000	95	Zet Cen	2.5450	26000.	86	26436	No
240	GOM_NL_2PRFIN20070321_215321_000000602056_00330_26436_2637.N1	21-MAR-2007 21:53:21	Straylight	59.500	54	5The Cen	2.0550	4500.0	119	26436	No
241	GOM_NL_2PRFIN20070321_220020_000000502056_00330_26436_2638.N1	21-MAR-2007 22:00:20	Straylight	49.500	106	9Bet Crv	2.6480	5600.0	99	26436	No
242	GOM_NL_2PRFIN20070321_220231_000000462056_00330_26436_2639.N1	21-MAR-2007 22:02:31	Twilight_stray	46.000	100	4Gam Crv	2.5800	13100.	92	26436	No
243	GOM_NL_2PRFIN20070321_221304_000000422056_00330_26436_2640.N1	21-MAR-2007 22:13:04	Bright	42.000	62	94Bet Leo	2.1360	9700.0	84	26436	No
244	GOM_NL_2PRFIN20070321_222122_000000382056_00330_26436_2641.N1	21-MAR-2007 22:21:22	Bright	38.000	174	52Psi UMa	3.0040	4400.0	76	26436	No
245	GOM_NL_2PRFIN20070321_222438_000000372056_00330_26436_2642.N1	21-MAR-2007 22:24:38	Bright	37.000	82	48Bet UMa	2.3650	10600.	74	26436	No
246	GOM_NL_2PRFIN20070321_222609_000000462056_00330_26436_2643.N1	21-MAR-2007 22:26:09	Bright	45.500	36	50Alp UMa	1.8000	6300.0	91	26436	No
247	GOM_NL_2PRFIN20070321_222812_000000452056_00330_26436_2644.N1	21-MAR-2007 22:28:12	Bright	44.500	55	79Zet UMa	2.0600	10200.	89	26436	No
248	GOM_NL_2PRFIN20070321_223302_000000402056_00330_26436_2645.N1	21-MAR-2007 22:33:02	Bright	39.500	60	7Bet UMi	2.0810	3950.0	79	26436	No
249	GOM_NL_2PRFIN20070321_224646_000000362056_00330_26436_2646.N1	21-MAR-2007 22:46:46	Bright	35.500	19	50Alp Cyg	1.2460	10500.	71	26436	No
250	GOM_NL_2PRFIN20070321_224822_000000392056_00330_26436_2647.N1	21-MAR-2007 22:48:22	Bright	39.000	66	37Gam Cyg	2.2080	5900.0	78	26436	No
251	GOM_NL_2PRFIN20070321_225010_000000392056_00330_26436_2648.N1	21-MAR-2007 22:50:10	Bright	38.500	92	53Eps Cyg	2.5000	4500.0	77	26436	No
252	GOM_NL_2PRFIN20070321_225856_000000542056_00330_26436_2649.N1	21-MAR-2007 22:58:56	Twilight_stray	54.000	11	53Alp Aql	0.76500	8000.0	108	26436	No
253	GOM_NL_2PRFIN20070321_230938_000000492056_00330_26436_2650.N1	21-MAR-2007 23:09:38	Dark	49.000	155	41Pi Sgr	2.9000	6600.0	98	26436	No
254	GOM_NL_2PRFIN20070321_231145_000000472056_00330_26436_2651.N1	21-MAR-2007 23:11:45	Dark	47.000	57	34Sig Sgr	2.0660	26000.	94	26436	No
255	GOM_NL_2PRFIN20070321_231326_000000542056_00330_26436_2652.N1	21-MAR-2007 23:13:26	Dark	54.000	137	22Lam Sgr	2.8240	4400.0	108	26436	No
256	GOM_NL_2PRFIN20070321_231518_000000492056_00330_26436_2653.N1	21-MAR-2007 23:15:18	Dark	49.000	38	20Eps Sgr	1.8360	11000.	98	26436	No
257	GOM_NL_2PRFIN20070321_232054_000000412056_00331_26437_2655.N1	21-MAR-2007 23:20:54	Dark	41.000	141	Bet Ara	2.8400	4600.0	82	26437	No
258	GOM_NL_2PRFIN20070321_232747_000000522056_00331_26437_2656.N1	21-MAR-2007 23:27:47	Dark	52.000	131	Gam Lup	2.8000	26000.	104	26437	No
259	GOM_NL_2PRFIN20070321_232932_000000502056_00331_26437_2657.N1	21-MAR-2007 23:29:32	Dark	49.500	109	Bet Lup	2.6770	26000.	99	26437	No
260	GOM_NL_2PRFIN20070321_233121_000000432056_00331_26437_2658.N1	21-MAR-2007 23:31:21	Straylight	42.500	95	Zet Cen	2.5450	26000.	85	26437	No
261	GOM_NL_2PRFIN20070321_233357_000000572056_00331_26437_2659.N1	21-MAR-2007 23:33:57	Straylight	57.000	54	5The Cen	2.0550	4500.0	114	26437	No
262	GOM_NL_2PRFIN20070321_234056_000000502056_00331_26437_2660.N1	21-MAR-2007 23:40:56	Straylight	49.500	106	9Bet Crv	2.6480	5600.0	99	26437	No
263	GOM_NL_2PRFIN20070321_234307_000000462056_00331_26437_2661.N1	21-MAR-2007 23:43:07	Twilight_stray	46.000	100	4Gam Crv	2.5800	13100.	92	26437	No
264	GOM_NL_2PRFIN20070321_235339_000000442056_00331_26437_2662.N1	21-MAR-2007 23:53:39	Bright	43.500	62	94Bet Leo	2.1360	9700.0	87	26437	No

3. Quality information per product

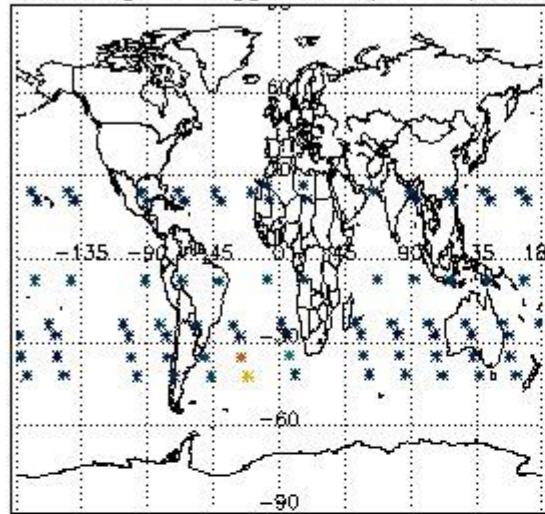
In this section it is plotted some information contained in the Quality Summary data set of the level 2 products. Only products in dark limb conditions and without errors (error flag in the MPH set to "0") are used.

3.1 Plot quality information per product (time dependant)

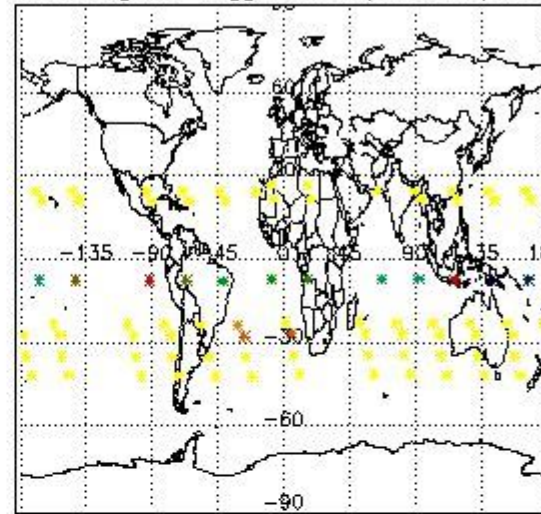


3.2 Plot quality information per product (world map)

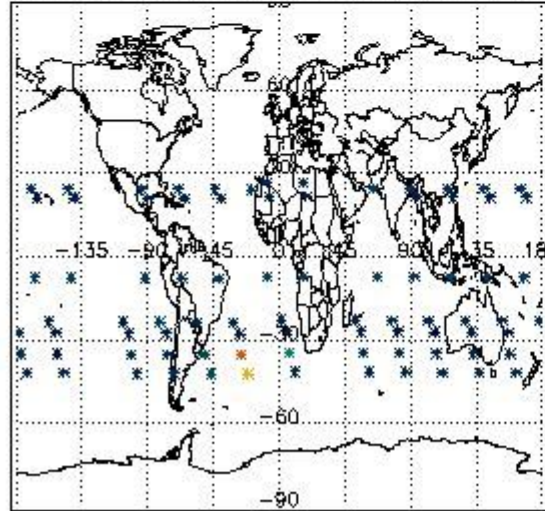
Percentage of flagged data per O3 profile



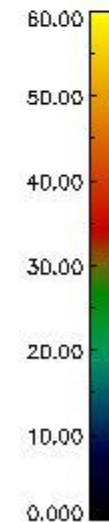
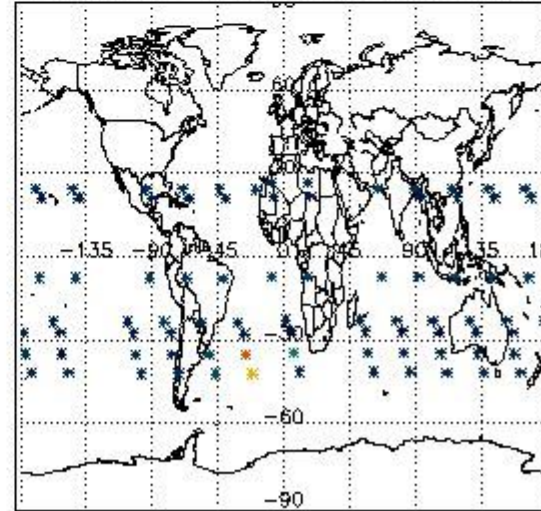
Percentage of flagged data per H2O profile



Percentage of flagged data per NO2 profile



Percentage of flagged data per NO3 profile

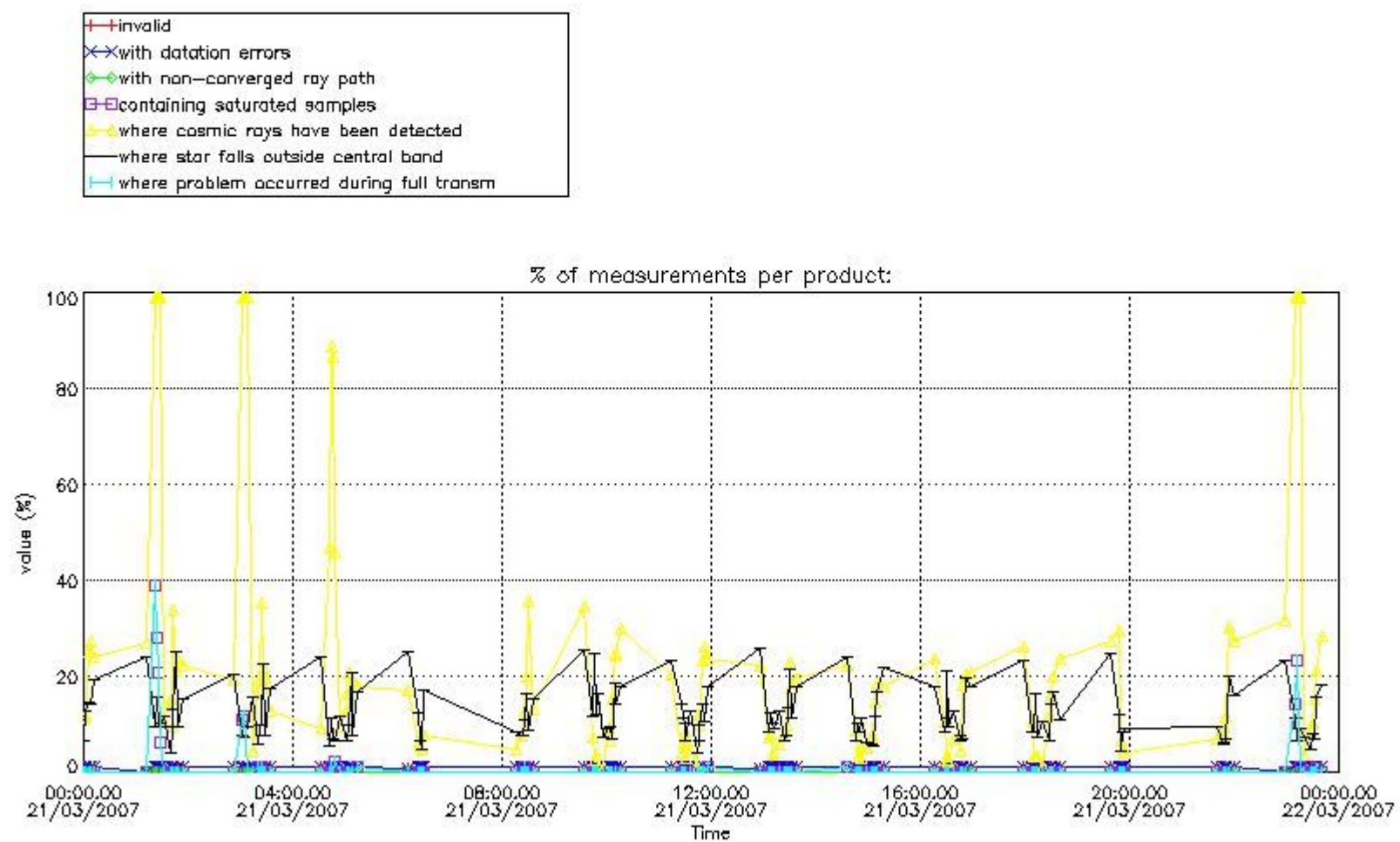


4. Level 1 quality information per product

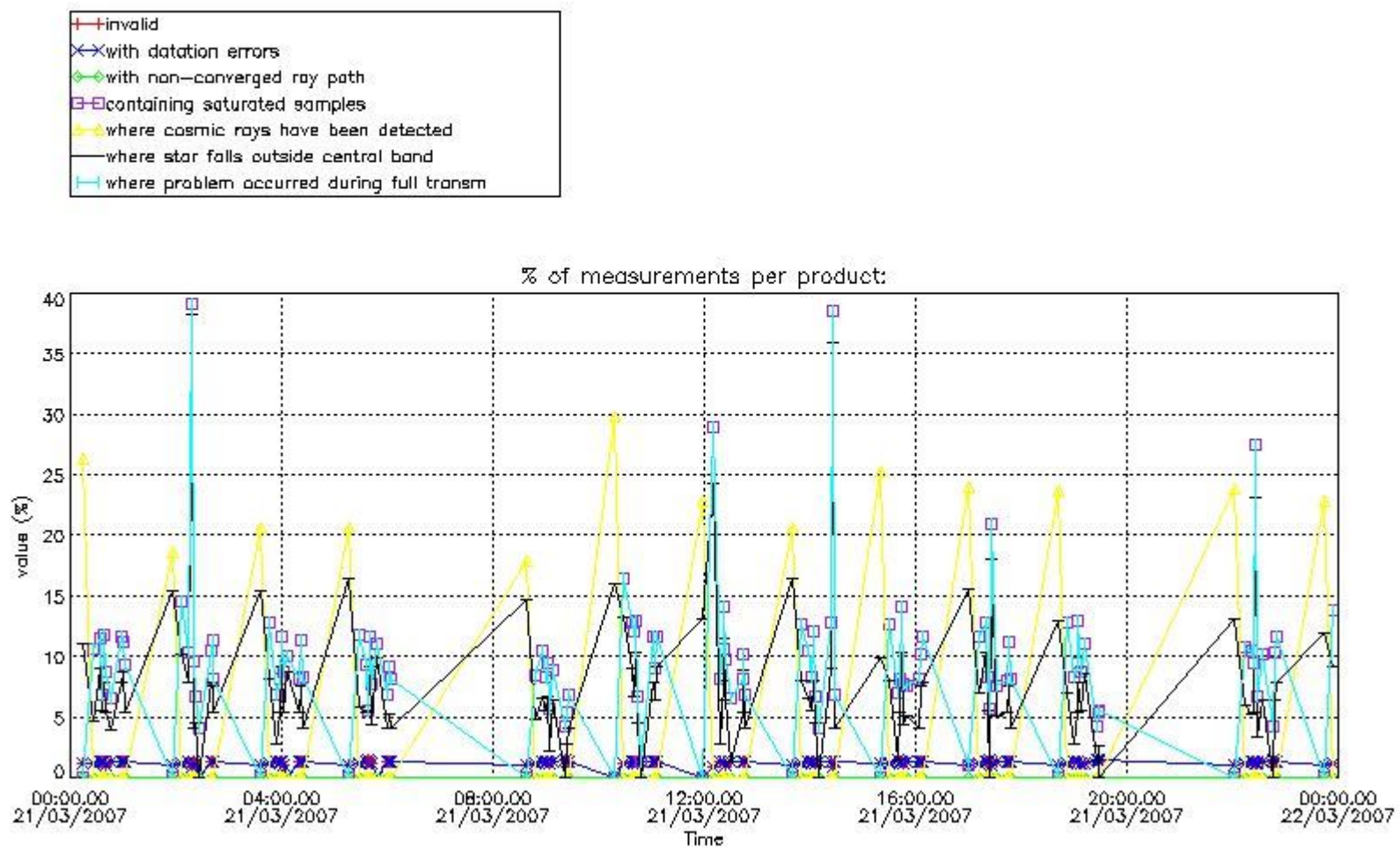
In this section it is plotted some information contained in the Quality Summary data set of the level 2 products that comes from the level 1b processing. Products without errors (error flag in the MPH set to "0") are used.

4.1 Plot quality information per product (time dependant) coming from level 1b processing

4.1.1 Plot level 1 quality information per product (time dependant): ENVISAT ASCENDING passes

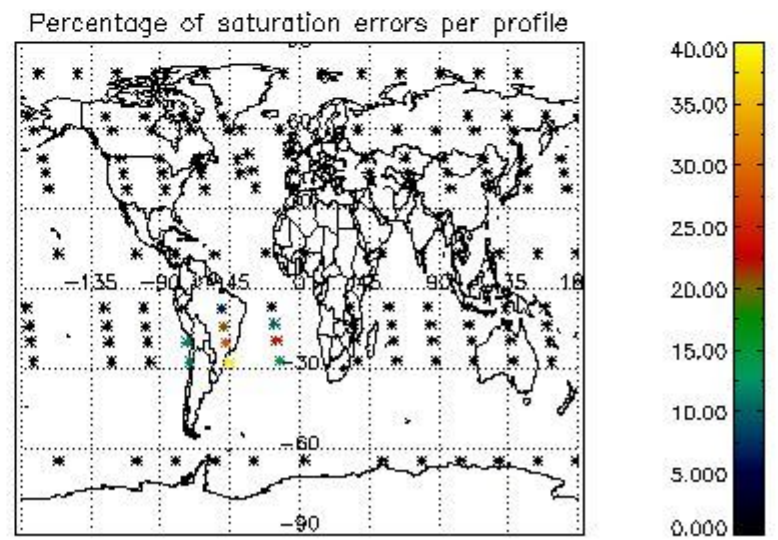
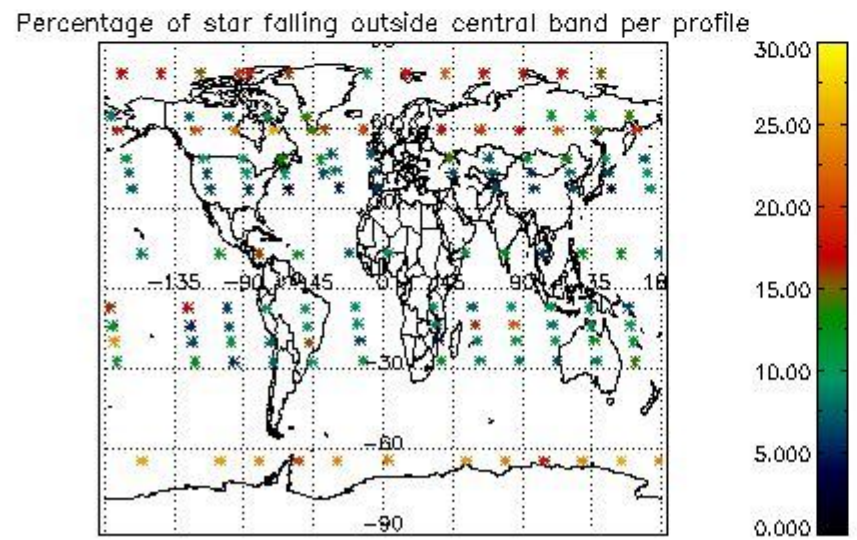
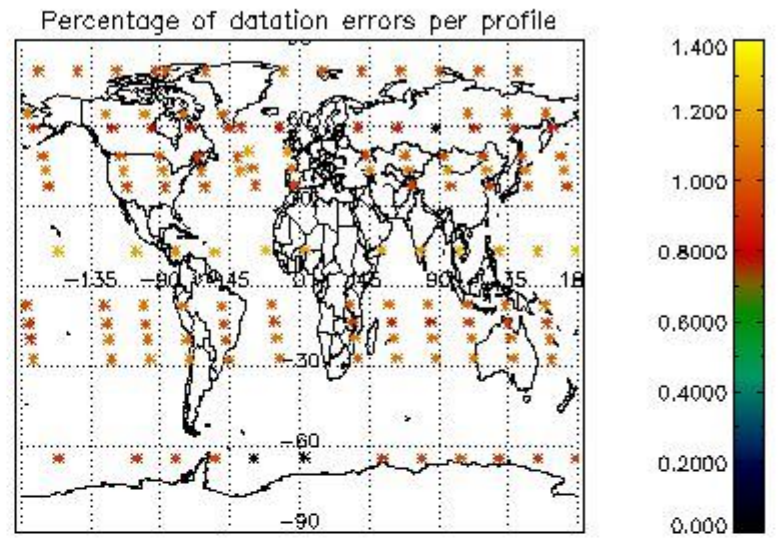
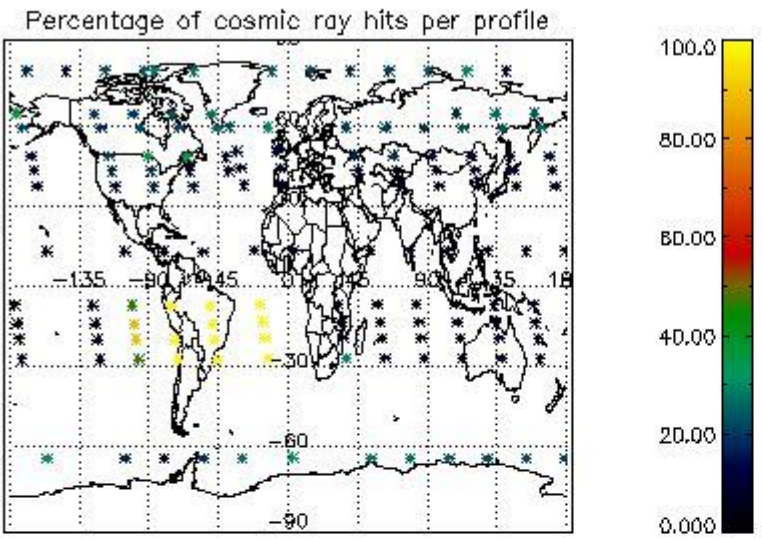


4.1.2 Plot level 1 quality information per product (time dependant): ENVI SAT DESCENDING passes

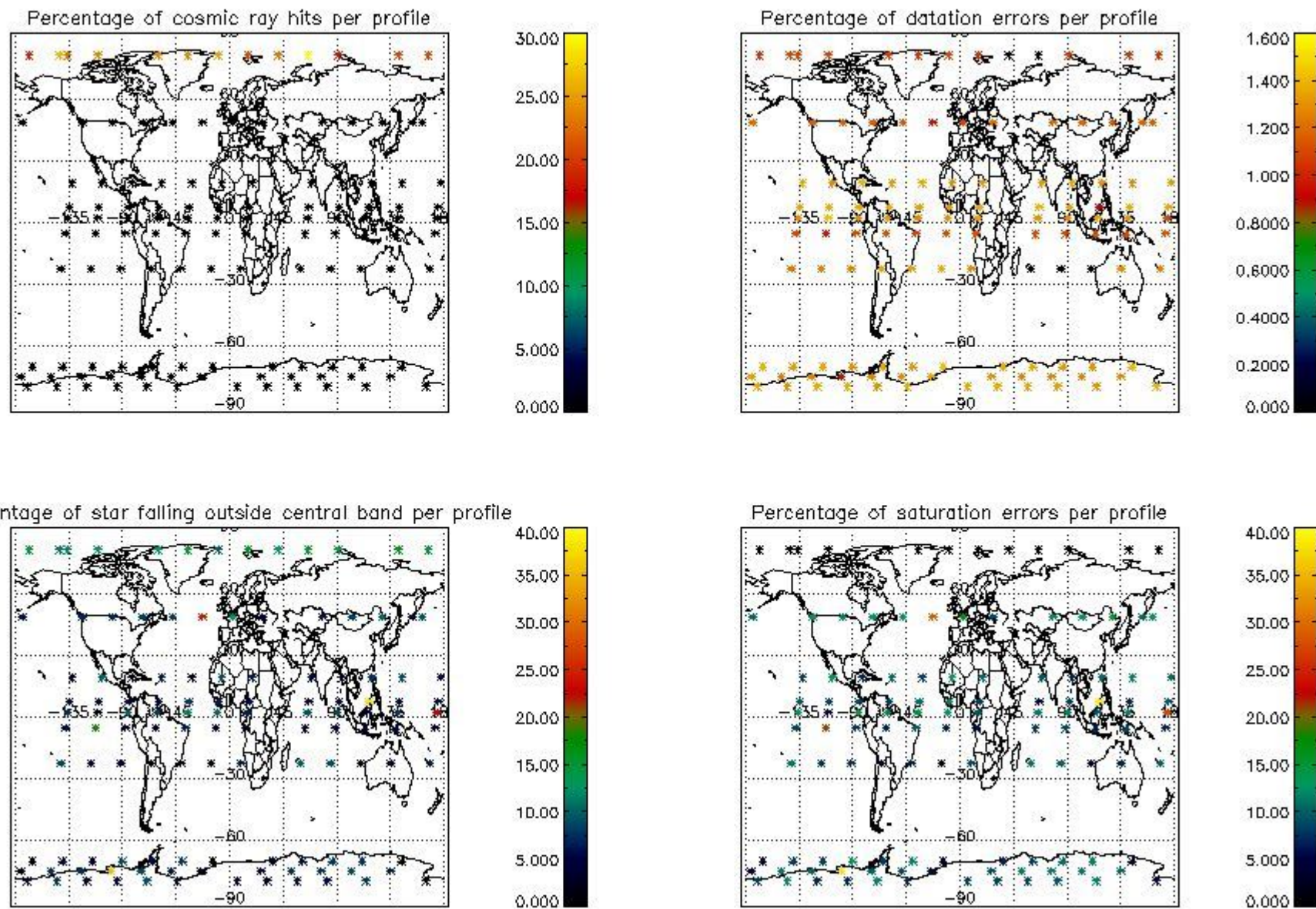


4.2 Plot quality information per product coming from level 1b processing (world map)

4.2.1 Plot level 1 quality information per product (world map): ENVISAT ASCENDING passes



4.2.2 Plot level 1 quality information per product (world map): ENVISAT DESCENDING passes



5. Trace gas profiles

5.1 Ozone statistics based on quality of products

The final quality of the products can be "measured" using the STD (Standard Deviation) attached to every point profile. This information is written to the parameter GOM_NL__2P/NL_LOCAL_SPECIES_DENSITY/o3_std of the level 2 products. The table below shows the statistics for given STD ranges.

The statistics are given with respect to the overall valid production:

- Products without fatal errors: GOM_NL__2P/MPH/PRODUCT_ERR=0
- Valid point profile: GOM_NL__2P/NL_LOCAL_SPECIES_DENSITY/pcd(0)=0

The 'Criteria' is applied to valid points of dark limb products:

- Products in dark limb illumination condition: GOM_NL__2P/NL_SUMMARY_QUALITY/obs_ill_cond=0
- Products without fatal errors: GOM_NL__2P/MPH/PRODUCT_ERR=0
- Valid point profile: GOM_NL__2P/NL_LOCAL_SPECIES_DENSITY/pcd(0)=0

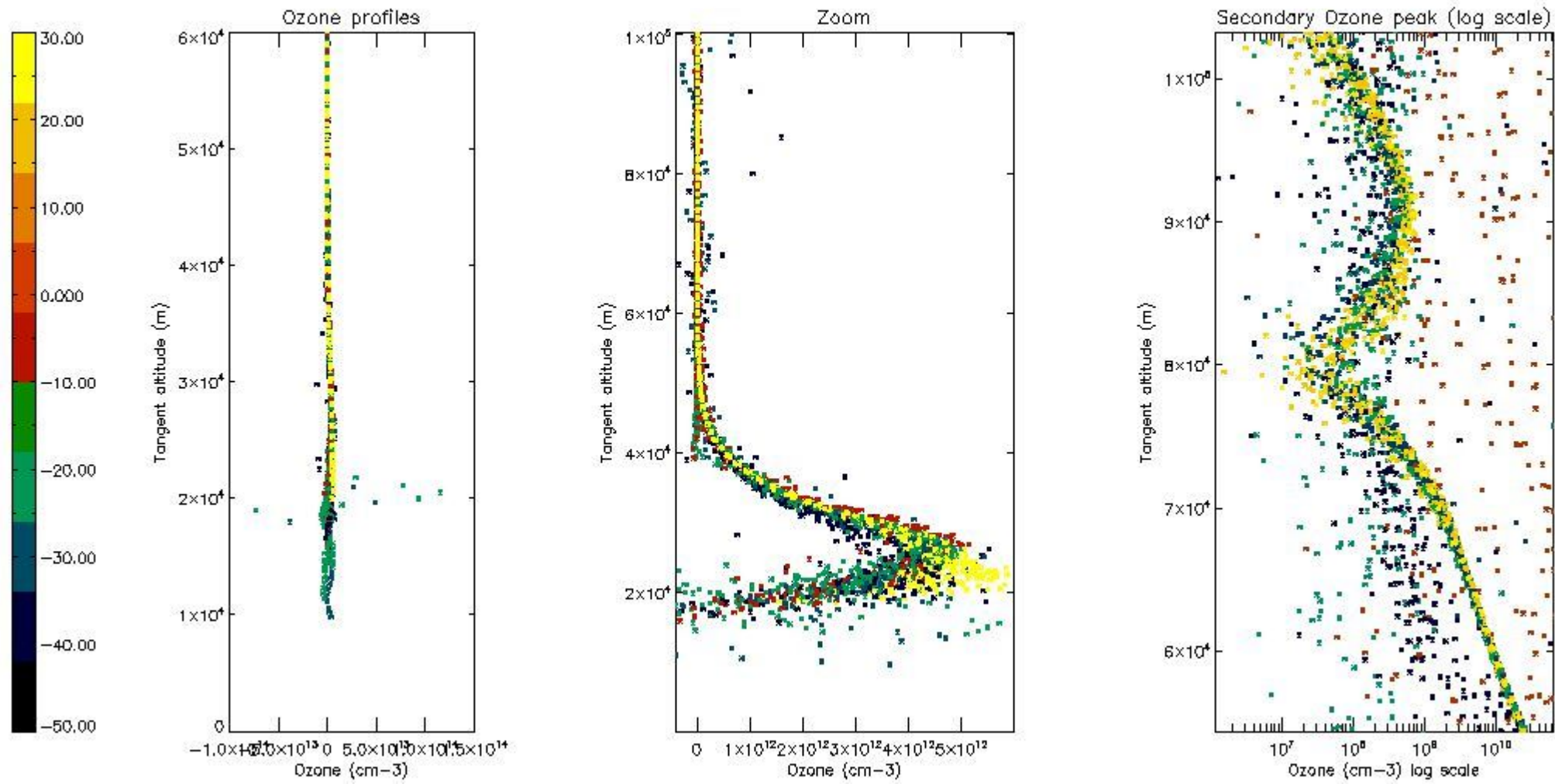
So, the table below shows the percentage of dark limb and valid observations for each criteria with respect to the overall valid daily observations.

Criteria	% of total production
All STD	34
STD < 20	17

STD < 10	13
STD < 5	10

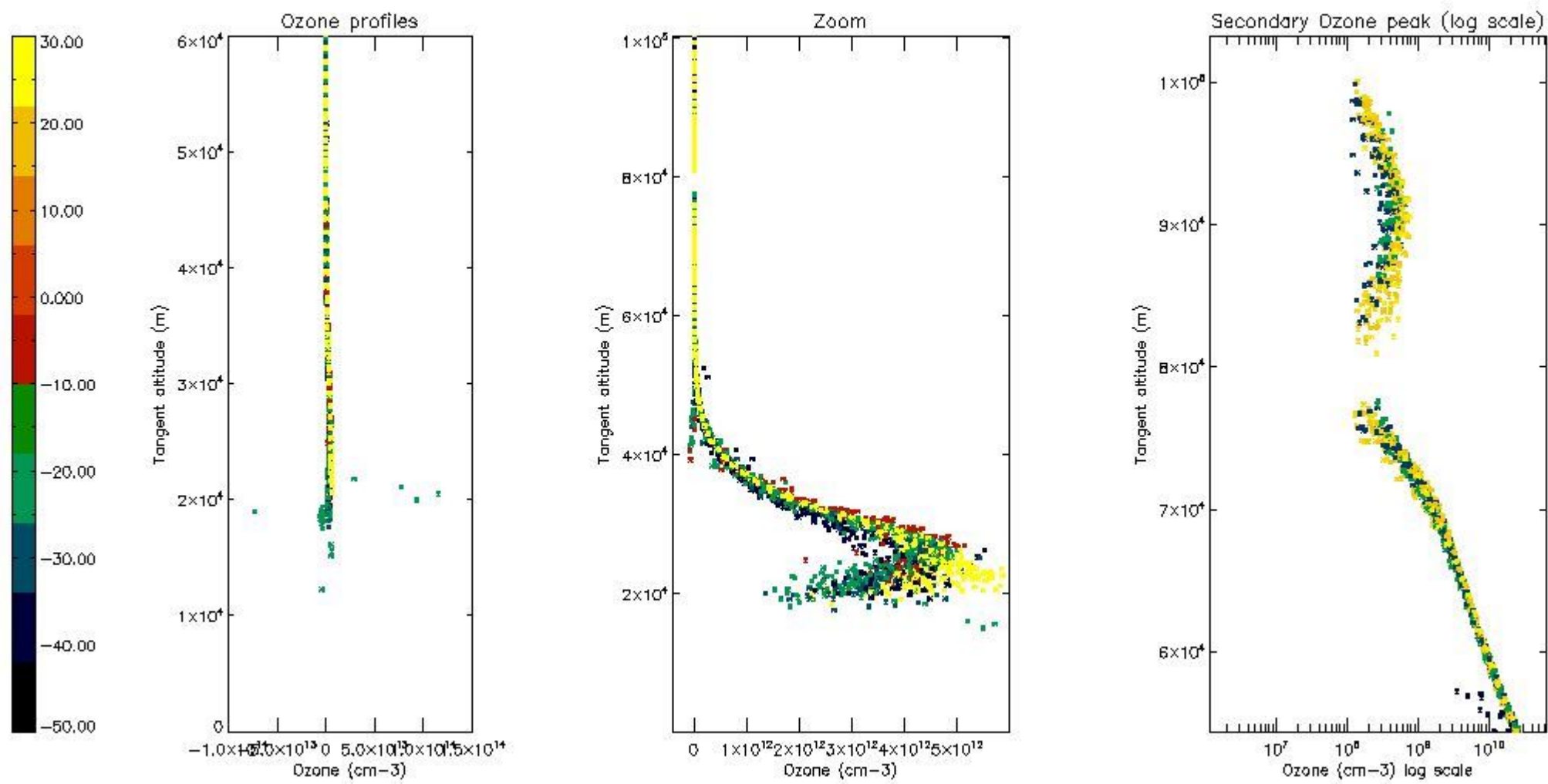
5.2 Plot ozone profiles for all STD (dark without errors)

The colorbar represents the latitude.



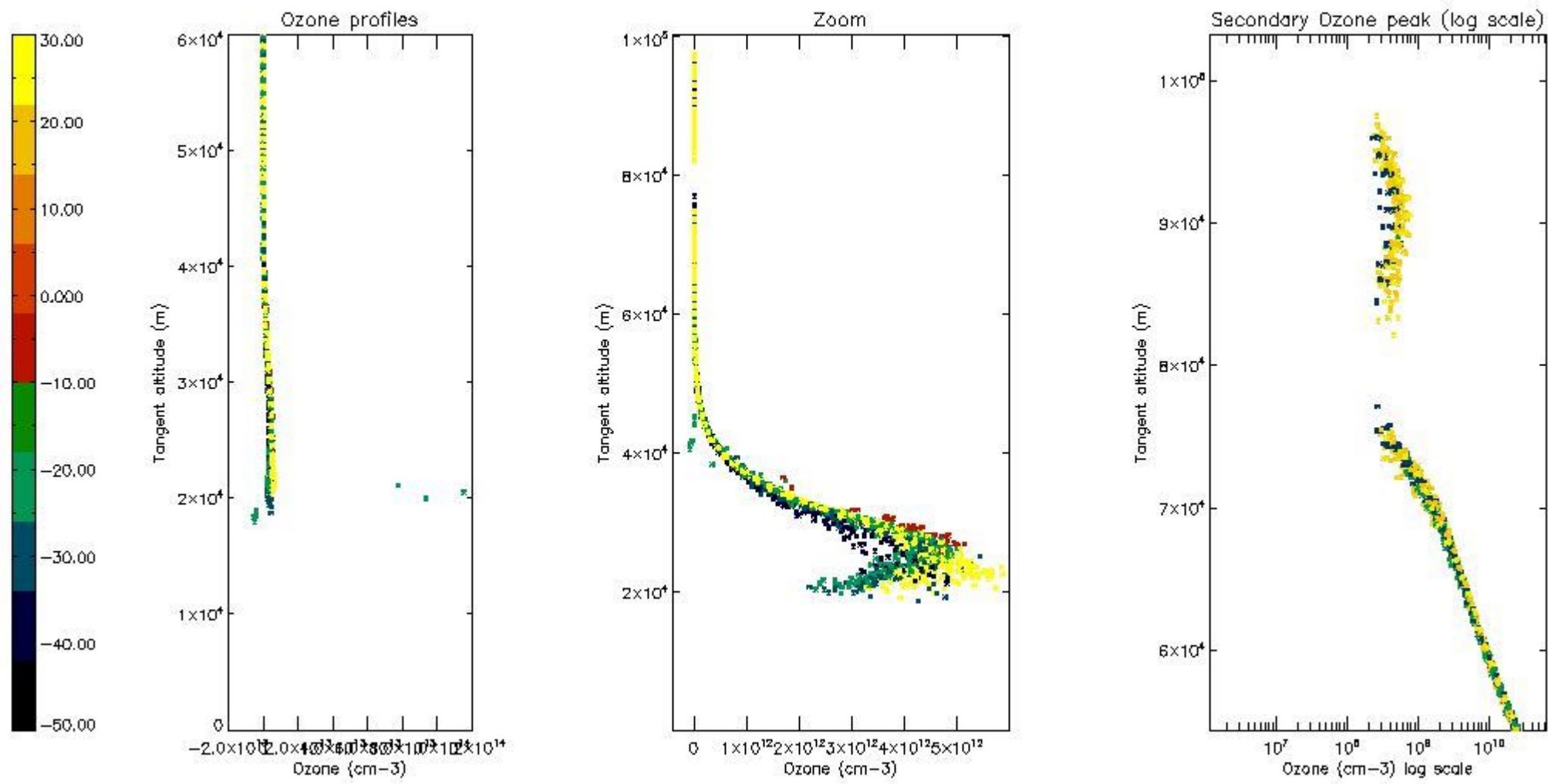
5.3 Plot ozone profiles where STD < 20% (dark without errors)

The colorbar represents the latitude.



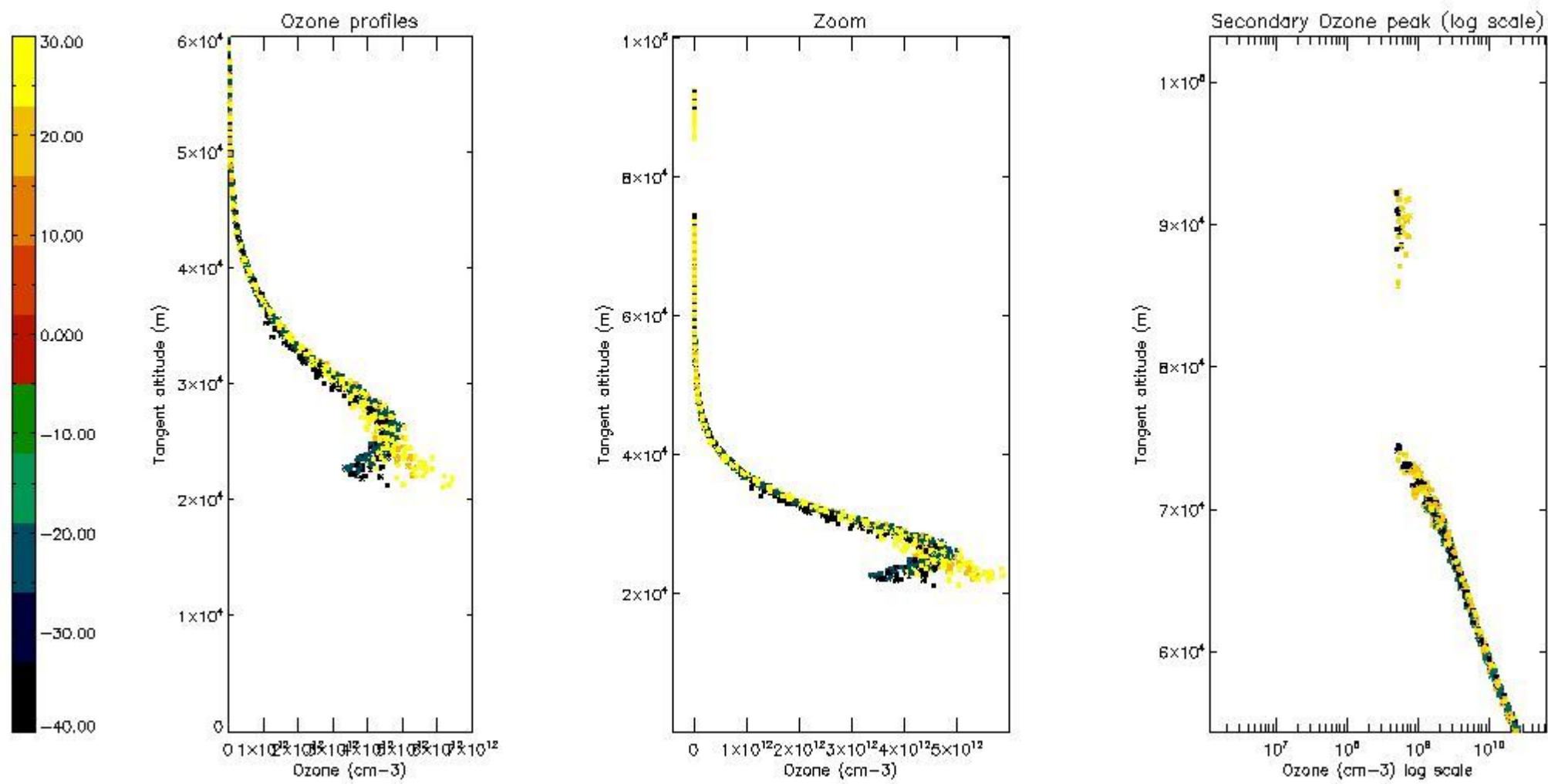
5.4 Plot ozone profiles where $STD < 10\%$ (dark without errors)

The colorbar represents the latitude.



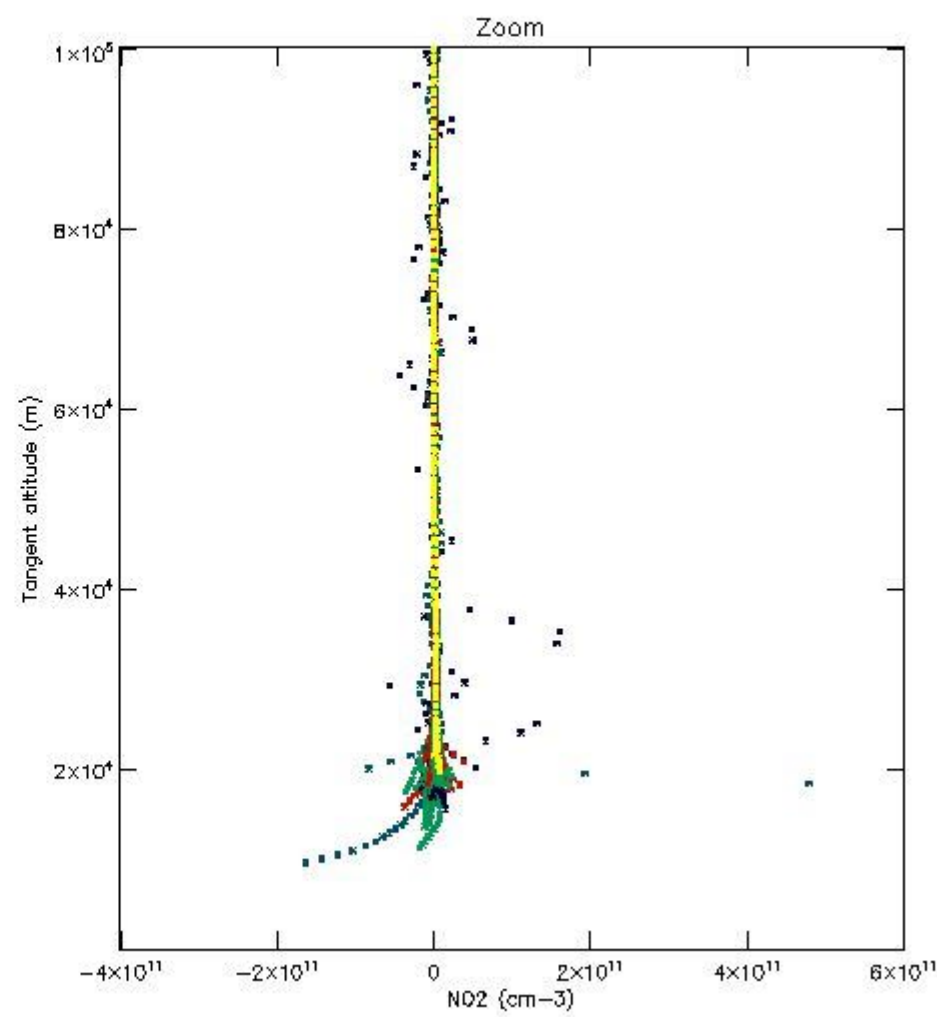
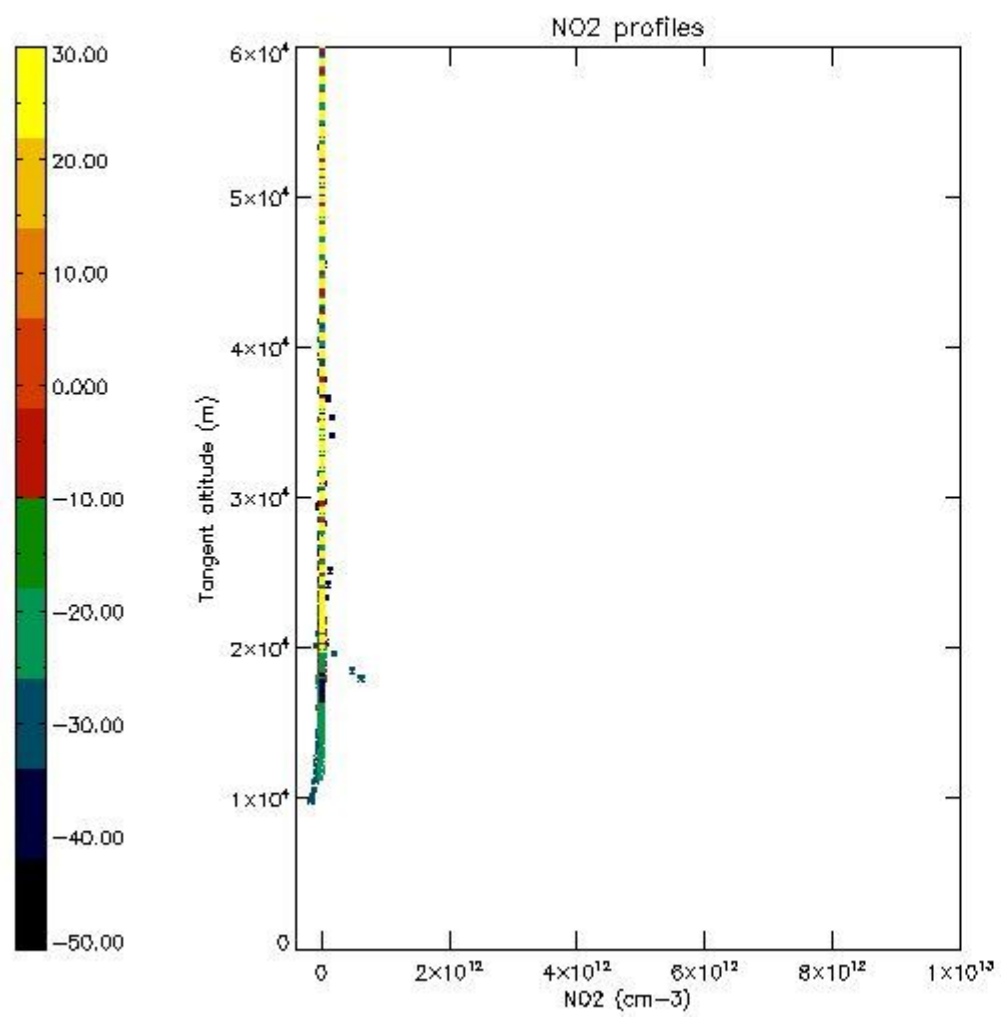
5.5 Plot ozone profiles where STD < 5% (dark without errors)

The colorbar represents the latitude.



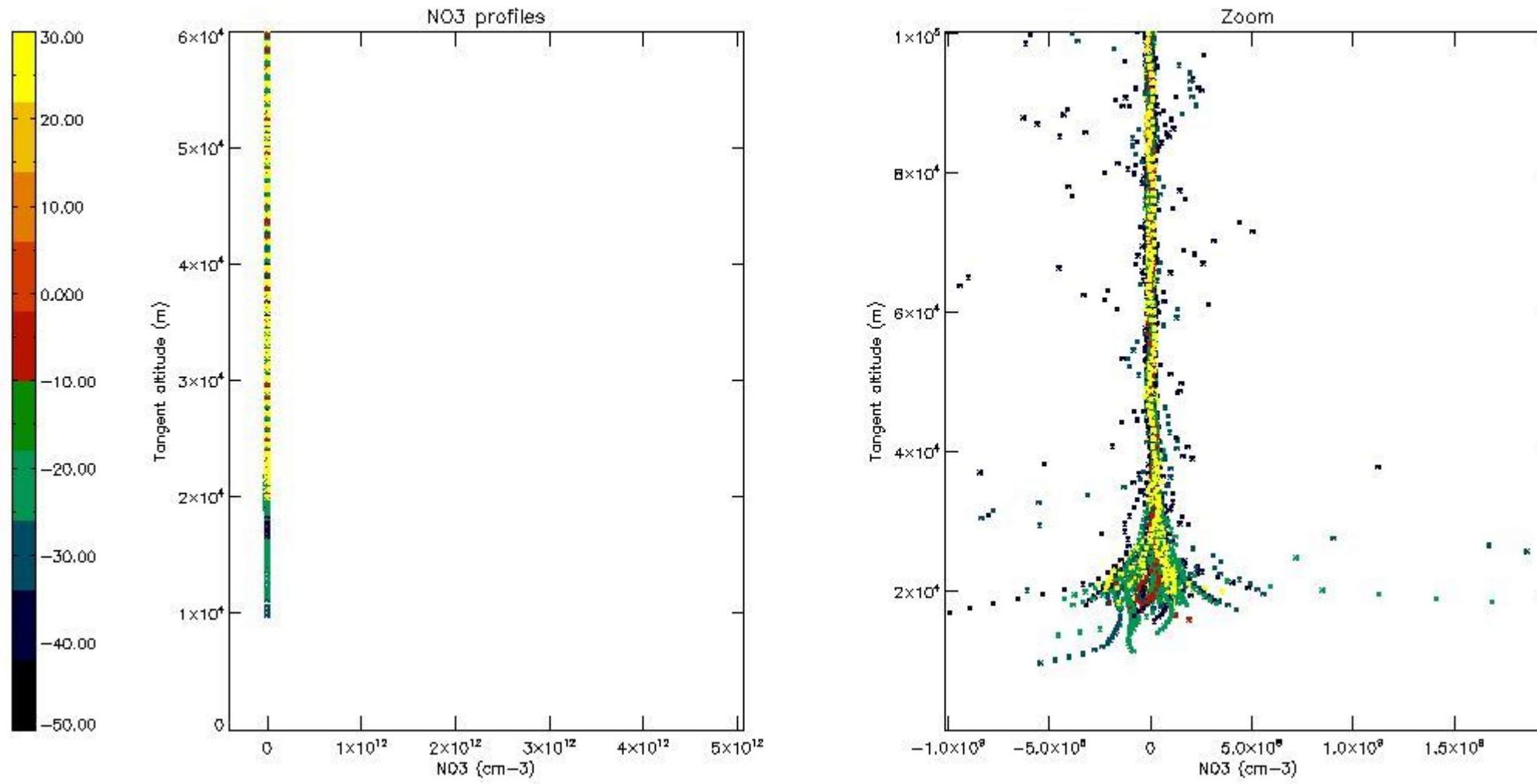
5.6 Plot NO₂ profiles for all STD (dark without errors)

The colorbar represents the latitude.



5.7 Plot NO3 profiles for all STD (dark without errors)

The colorbar represents the latitude.



6. Auxiliary Data Files used for the production reported in section 2

The number reported in the third column indicates since which file (see list in section 2) the corresponding auxiliary file has been used. The fourth column is the date of those product files.

Type	Auxiliary Filename	Used since product	Used since product date
INST_PHYS_CHARACTERISTICS	GOM_INS_AXVIEC20091111_143220_20030716_120000_20500101_000000	1	21-MAR-2007 00:00:51
LEVEL-2_PROC_CONFIG	GOM_PR2_AXVIEC20091111_152718_20020301_000000_20500101_000000	1	21-MAR-2007 00:00:51
CROSS_SECTIONS_FILE	GOM_CRS_AXVIEC20091111_154832_20020301_000000_20500101_000000	1	21-MAR-2007 00:00:51

GOMOS Level 2 Daily Report

SUMMARY

[1. General Info](#)

[2. Summary of processed GOM_NL_2P products](#)

[3. Level 2 Quality information per product](#)

[3.1 Plot of level 2 quality information per product \(time dependant\)](#)

[3.2 Plot of level 2 quality information per product \(world map\)](#)

[4. Level 1 Quality information per product \(stored on level 2 products\)](#)

[4.1 Plot of level 1 quality information per product \(time dependant\)](#)

[4.1.1 Plot of level 1 quality information per product \(time dependant\): ASCENDING](#)

[4.1.2 Plot of level 1 quality information per product \(time dependant\): DESCENDING](#)

[4.2 Plot of level 1 quality information per product \(world map\)](#)

[4.2.1 Plot of level 1 quality information per product \(world map\): ASCENDING](#)

[4.2.2 Plot of level 1 quality information per product \(world map\): DESCENDING](#)

[5. Ozone profiles based on quality statistics and other trace gas profiles](#)

[5.1 Ozone statistics based on quality of products](#)

[5.2 Plot ozone profiles for all STD \(dark without errors\)](#)

[5.3 Plot ozone profiles where STD < 20% \(dark without errors\)](#)

[5.4. Plot ozone profiles where STD < 10% \(dark without errors\)](#)

[5.5. Plot ozone profiles where STD < 5% \(dark without errors\)](#)

[5.6 Plot NO2 profiles for all STD \(dark without errors\)](#)

[5.7 Plot NO3 profiles for all STD \(dark without errors\)](#)

[5.8 Plot H2O profiles \(only for occultations of stars 1,2,3,4,13,14,16,26,63 dark without errors\) for all STD](#)

[6. Auxiliary Data Files used for the production reported in section 2](#)

This report presents the daily analysis on parameters extracted from GOMOS level 2 data (GOM_NL__2P). It is intended to monitor some important parameters that will impact the quality of these products. A list of level 2 products (and content) that have arrived during the reporting day to the PCF is also given.

Item	Value
Time of report generation	22APR2013 17:37:56
Data source version	GOMOS/6.01
Start time of products	21-03-2007 (21MAR2007 00:00:00)
Stop time of products	22-03-2007 (22MAR2007 00:00:00)
Store outputs in DB	Yes
Nb of level 2 prods	264
Nb of prods with errors	0

2. Summary of processed GOM_NL__2P products.

Nr	Filename	UTC Start time	Limb	Duration	Star Id	Star Name	Star Mag	Star Temp	Nb Meas	Orbit	Prod. error
1	GOM_NL__2PRFIN20070321_000051_000000452056_00317_26423_2340.N1	21-MAR-2007 00:00:51	Dark	45.000	78	Alp Lup	2.3040	28000.	90	26423	No
2	GOM_NL__2PRFIN20070321_000222_000000522056_00317_26423_2341.N1	21-MAR-2007 00:02:22	Straylight	51.500	81	Eta Cen	2.3560	28000.	103	26423	No
3	GOM_NL__2PRFIN20070321_000524_000000562056_00317_26423_2342.N1	21-MAR-2007 00:05:24	Straylight	55.500	54	5The Cen	2.0550	4500.0	111	26423	No
4	GOM_NL__2PRFIN20070321_000701_000000502056_00317_26423_2343.N1	21-MAR-2007 00:07:01	Straylight	49.500	123	lot Cen	2.7500	10200.	99	26423	No
5	GOM_NL__2PRFIN20070321_001230_000000522056_00317_26423_2344.N1	21-MAR-2007 00:12:30	Straylight	52.000	106	9Bet Crv	2.6480	5600.0	104	26423	No
6	GOM_NL__2PRFIN20070321_001442_000000462056_00317_26423_2345.N1	21-MAR-2007 00:14:42	Twilight_stray	45.500	100	4Gam Crv	2.5800	13100.	91	26423	No
7	GOM_NL__2PRFIN20070321_002521_000000432056_00317_26423_2346.N1	21-MAR-2007 00:25:21	Bright	42.500	62	94Bet Leo	2.1360	9700.0	85	26423	No
8	GOM_NL__2PRFIN20070321_003339_000000392056_00317_26423_2347.N1	21-MAR-2007 00:33:39	Bright	39.000	174	52Psi UMa	3.0040	4400.0	78	26423	No
9	GOM_NL__2PRFIN20070321_003653_000000372056_00317_26423_2348.N1	21-MAR-2007 00:36:53	Bright	36.500	82	48Bet UMa	2.3650	10600.	73	26423	No
10	GOM_NL__2PRFIN20070321_003824_000000382056_00317_26423_2349.N1	21-MAR-2007 00:38:24	Bright	38.000	36	50Alp UMa	1.8000	6300.0	76	26423	No
11	GOM_NL__2PRFIN20070321_004034_000000462056_00317_26423_2350.N1	21-MAR-2007 00:40:34	Bright	46.000	55	79Zet UMa	2.0600	10200.	92	26423	No
12	GOM_NL__2PRFIN20070321_004520_000000392056_00317_26423_2351.N1	21-MAR-2007 00:45:20	Bright	38.500	60	7Bet UMi	2.0810	3950.0	77	26423	No
13	GOM_NL__2PRFIN20070321_005859_000000392056_00317_26423_2352.N1	21-MAR-2007 00:58:59	Bright	38.500	19	50Alp Cyg	1.2460	10500.	77	26423	No
14	GOM_NL__2PRFIN20070321_010034_000000402056_00317_26423_2353.N1	21-MAR-2007 01:00:34	Bright	40.000	66	37Gam Cyg	2.2080	5900.0	80	26423	No
15	GOM_NL__2PRFIN20070321_010221_000000382056_00317_26423_2354.N1	21-MAR-2007 01:02:21	Bright	37.500	92	53Eps Cyg	2.5000	4500.0	75	26423	No
16	GOM_NL__2PRFIN20070321_011102_000000542056_00317_26423_2355.N1	21-MAR-2007 01:11:02	Twilight_stray	54.000	11	53Alp Aql	0.76500	8000.0	108	26423	No
17	GOM_NL__2PRFIN20070321_012139_000000482056_00317_26423_2356.N1	21-MAR-2007 01:21:39	Dark	47.500	155	41Pi Sgr	2.9000	6600.0	95	26423	No
18	GOM_NL__2PRFIN20070321_012345_000000522056_00317_26423_2357.N1	21-MAR-2007 01:23:45	Dark	51.500	57	34Sig Sgr	2.0660	26000.	103	26423	No
19	GOM_NL__2PRFIN20070321_012523_000000532056_00317_26423_2358.N1	21-MAR-2007 01:25:23	Dark	53.000	137	22Lam Sgr	2.8240	4400.0	106	26423	No
20	GOM_NL__2PRFIN20070321_012717_000000492056_00317_26423_2359.N1	21-MAR-2007 01:27:17	Dark	49.000	38	20Eps Sgr	1.8360	11000.	98	26423	No
21	GOM_NL__2PRFIN20070321_013258_000000432056_00318_26424_2354.N1	21-MAR-2007 01:32:58	Dark	42.500	141	Bet Ara	2.8400	4600.0	85	26424	No
22	GOM_NL__2PRFIN20070321_013946_000000522056_00318_26424_2355.N1	21-MAR-2007 01:39:46	Dark	52.000	131	Gam Lup	2.8000	26000.	104	26424	No
23	GOM_NL__2PRFIN20070321_014128_000000482056_00318_26424_2356.N1	21-MAR-2007 01:41:28	Dark	47.500	78	Alp Lup	2.3040	28000.	95	26424	No
24	GOM_NL__2PRFIN20070321_014259_000000532056_00318_26424_2357.N1	21-MAR-2007 01:42:59	Straylight	53.000	81	Eta Cen	2.3560	28000.	106	26424	No
25	GOM_NL__2PRFIN20070321_014601_000000642056_00318_26424_2358.N1	21-MAR-2007 01:46:01	Straylight	63.500	54	5The Cen	2.0550	4500.0	127	26424	No
26	GOM_NL__2PRFIN20070321_014737_000000472056_00318_26424_2359.N1	21-MAR-2007 01:47:37	Straylight	47.000	123	lot Cen	2.7500	10200.	94	26424	No
27	GOM_NL__2PRFIN20070321_015306_000000502056_00318_26424_2360.N1	21-MAR-2007 01:53:06	Straylight	49.500	106	9Bet Crv	2.6480	5600.0	99	26424	No
28	GOM_NL__2PRFIN20070321_015518_000000492056_00318_26424_2361.N1	21-MAR-2007 01:55:18	Twilight_stray	48.500	100	4Gam Crv	2.5800	13100.	97	26424	No
29	GOM_NL__2PRFIN20070321_020556_000000452056_00318_26424_2362.N1	21-MAR-2007 02:05:56	Bright	44.500	62	94Bet Leo	2.1360	9700.0	89	26424	No
30	GOM_NL__2PRFIN20070321_021414_000000392056_00318_26424_2363.N1	21-MAR-2007 02:14:14	Bright	38.500	174	52Psi UMa	3.0040	4400.0	77	26424	No
31	GOM_NL__2PRFIN20070321_021729_000000552056_00318_26424_2364.N1	21-MAR-2007 02:17:29	Bright	55.000	82	48Bet UMa	2.3650	10600.	110	26424	No
32	GOM_NL__2PRFIN20070321_021900_000000372056_00318_26424_2365.N1	21-MAR-2007 02:19:00	Bright	36.500	36	50Alp UMa	1.8000	6300.0	73	26424	No
33	GOM_NL__2PRFIN20070321_022110_000000452056_00318_26424_2366.N1	21-MAR-2007 02:21:10	Bright	45.000	55	79Zet UMa	2.0600	10200.	90	26424	No
34	GOM_NL__2PRFIN20070321_022555_000000372056_00318_26424_2367.N1	21-MAR-2007 02:25:55	Bright	36.500	60	7Bet UMi	2.0810	3950.0	73	26424	No
35	GOM_NL__2PRFIN20070321_023935_000000382056_00318_26424_2368.N1	21-MAR-2007 02:39:35	Bright	38.000	19	50Alp Cyg	1.2460	10500.	76	26424	No
36	GOM_NL__2PRFIN20070321_024110_000000402056_00318_26424_2369.N1	21-MAR-2007 02:41:10	Bright	39.500	66	37Gam Cyg	2.2080	5900.0	79	26424	No
37	GOM_NL__2PRFIN20070321_024257_000000372056_00318_26424_2370.N1	21-MAR-2007 02:42:57	Bright	37.000	92	53Eps Cyg	2.5000	4500.0	74	26424	No
38	GOM_NL__2PRFIN20070321_025139_000000522056_00318_26424_2371.N1	21-MAR-2007 02:51:39	Twilight_stray	52.000	11	53Alp Aql	0.76500	8000.0	104	26424	No
39	GOM_NL__2PRFIN20070321_030216_000000462056_00318_26424_2372.N1	21-MAR-2007 03:02:16	Dark	46.000	155	41Pi Sgr	2.9000	6600.0	92	26424	No
40	GOM_NL__2PRFIN20070321_030422_000000472056_00318_26424_2373.N1	21-MAR-2007 03:04:22	Dark	47.000	57	34Sig Sgr	2.0660	26000.	94	26424	No
41	GOM_NL__2PRFIN20070321_030754_000000482056_00318_26424_2374.N1	21-MAR-2007 03:07:54	Dark	48.000	38	20Eps Sgr	1.8360	11000.	96	26424	No
42	GOM_NL__2PRFIN20070321_031335_000000452056_00319_26425_2370.N1	21-MAR-2007 03:13:35	Dark	44.500	141	Bet Ara	2.8400	4600.0	89	26425	No

43	GOM_NL__2PRFIN20070321_032023_000000532056_00319_26425_2371.N1	21-MAR-2007 03:20:23	Dark	52.500	131	Gam Lup	2.8000	26000.	105	26425	No
44	GOM_NL__2PRFIN20070321_032205_000000472056_00319_26425_2372.N1	21-MAR-2007 03:22:05	Dark	46.500	78	Alp Lup	2.3040	28000.	93	26425	No
45	GOM_NL__2PRFIN20070321_032336_000000512056_00319_26425_2373.N1	21-MAR-2007 03:23:36	Straylight	51.000	81	Eta Cen	2.3560	28000.	102	26425	No
46	GOM_NL__2PRFIN20070321_032637_000000622056_00319_26425_2374.N1	21-MAR-2007 03:26:37	Straylight	62.000	54	5The Cen	2.0550	4500.0	124	26425	No
47	GOM_NL__2PRFIN20070321_032814_000000462056_00319_26425_2375.N1	21-MAR-2007 03:28:14	Straylight	46.000	123	lot Cen	2.7500	10200.	92	26425	No
48	GOM_NL__2PRFIN20070321_033343_000000522056_00319_26425_2376.N1	21-MAR-2007 03:33:43	Straylight	51.500	106	9Bet Crv	2.6480	5600.0	103	26425	No
49	GOM_NL__2PRFIN20070321_033554_000000492056_00319_26425_2377.N1	21-MAR-2007 03:35:54	Tw_i_and_stray	48.500	100	4Gam Crv	2.5800	13100.	97	26425	No
50	GOM_NL__2PRFIN20070321_034632_000000432056_00319_26425_2378.N1	21-MAR-2007 03:46:32	Bright	43.000	62	94Bet Leo	2.1360	9700.0	86	26425	No
51	GOM_NL__2PRFIN20070321_035450_000000372056_00319_26425_2379.N1	21-MAR-2007 03:54:50	Bright	36.500	174	52Psi UMa	3.0040	4400.0	73	26425	No
52	GOM_NL__2PRFIN20070321_035805_000000372056_00319_26425_2380.N1	21-MAR-2007 03:58:05	Bright	37.000	82	48Bet UMa	2.3650	10600.	74	26425	No
53	GOM_NL__2PRFIN20070321_035936_000000392056_00319_26425_2381.N1	21-MAR-2007 03:59:36	Bright	38.500	36	50Alp UMa	1.8000	6300.0	77	26425	No
54	GOM_NL__2PRFIN20070321_040145_000000462056_00319_26425_2382.N1	21-MAR-2007 04:01:45	Bright	46.000	55	79Zet UMa	2.0600	10200.	92	26425	No
55	GOM_NL__2PRFIN20070321_040631_000000402056_00319_26425_2383.N1	21-MAR-2007 04:06:31	Bright	40.000	60	7Bet UMi	2.0810	3950.0	80	26425	No
56	GOM_NL__2PRFIN20070321_042011_000000372056_00319_26425_2384.N1	21-MAR-2007 04:20:11	Bright	37.000	19	50Alp Cyg	1.2460	10500.	74	26425	No
57	GOM_NL__2PRFIN20070321_042146_000000402056_00319_26425_2385.N1	21-MAR-2007 04:21:46	Bright	39.500	66	37Gam Cyg	2.2080	5900.0	79	26425	No
58	GOM_NL__2PRFIN20070321_042333_000000372056_00319_26425_2386.N1	21-MAR-2007 04:23:33	Bright	36.500	92	53Eps Cyg	2.5000	4500.0	73	26425	No
59	GOM_NL__2PRFIN20070321_043215_000000552056_00319_26425_2387.N1	21-MAR-2007 04:32:15	Tw_i_and_stray	54.500	11	53Alp Aql	0.76500	8000.0	109	26425	No
60	GOM_NL__2PRFIN20070321_044252_000000462056_00319_26425_2388.N1	21-MAR-2007 04:42:52	Dark	46.000	155	41Pi Sgr	2.9000	6600.0	92	26425	No
61	GOM_NL__2PRFIN20070321_044459_000000492056_00319_26425_2389.N1	21-MAR-2007 04:44:59	Dark	49.000	57	34Sig Sgr	2.0660	26000.	98	26425	No
62	GOM_NL__2PRFIN20070321_044637_000000522056_00319_26425_2390.N1	21-MAR-2007 04:46:37	Dark	52.000	137	22Lam Sgr	2.8240	4400.0	104	26425	No
63	GOM_NL__2PRFIN20070321_044832_000000472056_00319_26425_2391.N1	21-MAR-2007 04:48:32	Dark	47.000	38	20Eps Sgr	1.8360	11000.	94	26425	No
64	GOM_NL__2PRFIN20070321_045412_000000432056_00320_26426_2381.N1	21-MAR-2007 04:54:12	Dark	42.500	141	Bet Ara	2.8400	4600.0	85	26426	No
65	GOM_NL__2PRFIN20070321_050100_000000532056_00320_26426_2382.N1	21-MAR-2007 05:01:00	Dark	53.000	131	Gam Lup	2.8000	26000.	106	26426	No
66	GOM_NL__2PRFIN20070321_050241_000000462056_00320_26426_2383.N1	21-MAR-2007 05:02:41	Dark	45.500	78	Alp Lup	2.3040	28000.	91	26426	No
67	GOM_NL__2PRFIN20070321_050413_000000512056_00320_26426_2384.N1	21-MAR-2007 05:04:13	Straylight	50.500	81	Eta Cen	2.3560	28000.	101	26426	No
68	GOM_NL__2PRFIN20070321_050714_000000612056_00320_26426_2385.N1	21-MAR-2007 05:07:14	Straylight	60.500	54	5The Cen	2.0550	4500.0	121	26426	No
69	GOM_NL__2PRFIN20070321_050850_000000472056_00320_26426_2386.N1	21-MAR-2007 05:08:50	Straylight	46.500	123	lot Cen	2.7500	10200.	93	26426	No
70	GOM_NL__2PRFIN20070321_051419_000000512056_00320_26426_2387.N1	21-MAR-2007 05:14:19	Straylight	50.500	106	9Bet Crv	2.6480	5600.0	101	26426	No
71	GOM_NL__2PRFIN20070321_051630_000000492056_00320_26426_2388.N1	21-MAR-2007 05:16:30	Tw_i_and_stray	48.500	100	4Gam Crv	2.5800	13100.	97	26426	No
72	GOM_NL__2PRFIN20070321_052708_000000432056_00320_26426_2389.N1	21-MAR-2007 05:27:08	Bright	42.500	62	94Bet Leo	2.1360	9700.0	85	26426	No
73	GOM_NL__2PRFIN20070321_053526_000000382056_00320_26426_2390.N1	21-MAR-2007 05:35:26	Bright	37.500	174	52Psi UMa	3.0040	4400.0	75	26426	No
74	GOM_NL__2PRFIN20070321_053841_000000362056_00320_26426_2391.N1	21-MAR-2007 05:38:41	Bright	36.000	82	48Bet UMa	2.3650	10600.	72	26426	No
75	GOM_NL__2PRFIN20070321_054011_000000392056_00320_26426_2392.N1	21-MAR-2007 05:40:11	Bright	38.500	36	50Alp UMa	1.8000	6300.0	77	26426	No
76	GOM_NL__2PRFIN20070321_054220_000000462056_00320_26426_2393.N1	21-MAR-2007 05:42:20	Bright	45.500	55	79Zet UMa	2.0600	10200.	91	26426	No
77	GOM_NL__2PRFIN20070321_054706_000000412056_00320_26426_2394.N1	21-MAR-2007 05:47:06	Bright	40.500	60	7Bet UMi	2.0810	3950.0	81	26426	No
78	GOM_NL__2PRFIN20070321_060047_000000372056_00320_26426_2395.N1	21-MAR-2007 06:00:47	Bright	36.500	19	50Alp Cyg	1.2460	10500.	73	26426	No
79	GOM_NL__2PRFIN20070321_060222_000000392056_00320_26426_2396.N1	21-MAR-2007 06:02:22	Bright	38.500	66	37Gam Cyg	2.2080	5900.0	77	26426	No
80	GOM_NL__2PRFIN20070321_060409_000000372056_00320_26426_2397.N1	21-MAR-2007 06:04:09	Bright	37.000	92	53Eps Cyg	2.5000	4500.0	74	26426	No
81	GOM_NL__2PRFIN20070321_061252_000000562056_00320_26426_2398.N1	21-MAR-2007 06:12:52	Tw_i_and_stray	55.500	11	53Alp Aql	0.76500	8000.0	111	26426	No
82	GOM_NL__2PRFIN20070321_062329_000000492056_00320_26426_2399.N1	21-MAR-2007 06:23:29	Dark	49.000	155	41Pi Sgr	2.9000	6600.0	98	26426	No
83	GOM_NL__2PRFIN20070321_062536_000000472056_00320_26426_2400.N1	21-MAR-2007 06:25:36	Dark	46.500	57	34Sig Sgr	2.0660	26000.	93	26426	No
84	GOM_NL__2PRFIN20070321_062714_000000512056_00320_26426_2401.N1	21-MAR-2007 06:27:14	Dark	51.000	137	22Lam Sgr	2.8240	4400.0	102	26426	No
85	GOM_NL__2PRFIN20070321_062909_000000532056_00320_26426_2402.N1	21-MAR-2007 06:29:09	Dark	53.000	38	20Eps Sgr	1.8360	11000.	106	26426	No
86	GOM_NL__2PRFIN20070321_081525_000000412056_00322_26428_2460.N1	21-MAR-2007 08:15:25	Dark	41.000	141	Bet Ara	2.8400	4600.0	82	26428	No
87	GOM_NL__2PRFIN20070321_082214_000000542056_00322_26428_2461.N1	21-MAR-2007 08:22:14	Dark	53.500	131	Gam Lup	2.8000	26000.	107	26428	No
88	GOM_NL__2PRFIN20070321_082355_000000462056_00322_26428_2462.N1	21-MAR-2007 08:23:55	Dark	46.000	78	Alp Lup	2.3040	28000.	92	26428	No
89	GOM_NL__2PRFIN20070321_082526_000000512056_00322_26428_2463.N1	21-MAR-2007 08:25:26	Straylight	51.000	81	Eta Cen	2.3560	28000.	102	26428	No
90	GOM_NL__2PRFIN20070321_082828_000000582056_00322_26428_2464.N1	21-MAR-2007 08:28:28	Straylight	57.500	54	5The Cen	2.0550	4500.0	115	26428	No
91	GOM_NL__2PRFIN20070321_083003_000000472056_00322_26428_2465.N1	21-MAR-2007 08:30:03	Straylight	46.500	123	lot Cen	2.7500	10200.	93	26428	No
92	GOM_NL__2PRFIN20070321_083531_000000502056_00322_26428_2466.N1	21-MAR-2007 08:35:31	Straylight	49.500	106	9Bet Crv	2.6480	5600.0	99	26428	No
93	GOM_NL__2PRFIN20070321_083742_000000482056_00322_26428_2467.N1	21-MAR-2007 08:37:42	Tw_i_and_stray	47.500	100	4Gam Crv	2.5800	13100.	95	26428	No
94	GOM_NL__2PRFIN20070321_084819_000000422056_00322_26428_2468.N1	21-MAR-2007 08:48:19	Bright	41.500	62	94Bet Leo	2.1360	9700.0	83	26428	No
95	GOM_NL__2PRFIN20070321_085637_000000382056_00322_26428_2469.N1	21-MAR-2007 08:56:37	Bright	38.000	174	52Psi UMa	3.0040	4400.0	76	26428	No
96	GOM_NL__2PRFIN20070321_085952_000000372056_00322_26428_2470.N1	21-MAR-2007 08:59:52	Bright	36.500	82	48Bet UMa	2.3650	10600.	73	26428	No
97	GOM_NL__2PRFIN20070321_090123_000000372056_00322_26428_2471.N1	21-MAR-2007 09:01:23	Bright	37.000	36	50Alp UMa	1.8000	6300.0	74	26428	No
98	GOM_NL__2PRFIN20070321_090330_000000452056_00322_26428_2472.N1	21-MAR-2007 09:03:30	Bright	44.500	55	79Zet UMa	2.0600	10200.	89	26428	No
99	GOM_NL__2PRFIN20070321_090818_000000402056_00322_26428_2473.N1	21-MAR-2007 09:08:18	Bright	39.500	60	7Bet UMi	2.0810	3950.0	79	26428	No
100	GOM_NL__2PRFIN20070321_092159_000000352056_00322_26428_2474.N1	21-MAR-2007 09:21:59	Bright	35.000	19	50Alp Cyg	1.2460	10500.	70	26428	No
101	GOM_NL__2PRFIN20070321_092334_000000372056_00322_26428_2475.N1	21-MAR-2007 09:23:34	Bright	37.000	66	37Gam Cyg	2.2080	5900.0	74	26428	No

102	GOM_NL__2PRFIN20070321_092522_000000372056_00322_26428_2476.N1	21-MAR-2007 09:25:22	Bright	36.500	92	53Eps Cyg	2.5000	4500.0	73	26428	No
103	GOM_NL__2PRFIN20070321_093405_000000552056_00322_26428_2477.N1	21-MAR-2007 09:34:05	Tw_i_and_stray	55.000	11	53Alp Aql	0.76500	8000.0	110	26428	No
104	GOM_NL__2PRFIN20070321_094443_000000482056_00322_26428_2478.N1	21-MAR-2007 09:44:43	Dark	48.000	155	41Pi Sgr	2.9000	6600.0	96	26428	No
105	GOM_NL__2PRFIN20070321_094649_000000572056_00322_26428_2479.N1	21-MAR-2007 09:46:49	Dark	57.000	57	34Sig Sgr	2.0660	26000.	114	26428	No
106	GOM_NL__2PRFIN20070321_094828_000000552056_00322_26428_2480.N1	21-MAR-2007 09:48:28	Dark	54.500	137	22Lam Sgr	2.8240	4400.0	109	26428	No
107	GOM_NL__2PRFIN20070321_095022_000000532056_00322_26428_2481.N1	21-MAR-2007 09:50:22	Dark	52.500	38	20Eps Sgr	1.8360	11000.	105	26428	No
108	GOM_NL__2PRFIN20070321_095601_000000412056_00323_26429_2475.N1	21-MAR-2007 09:56:01	Dark	40.500	141	Bet Ara	2.8400	4600.0	81	26429	No
109	GOM_NL__2PRFIN20070321_100251_000000552056_00323_26429_2476.N1	21-MAR-2007 10:02:51	Dark	54.500	131	Gam Lup	2.8000	26000.	109	26429	No
110	GOM_NL__2PRFIN20070321_100432_000000472056_00323_26429_2477.N1	21-MAR-2007 10:04:32	Dark	47.000	78	Alp Lup	2.3040	28000.	94	26429	No
111	GOM_NL__2PRFIN20070321_100603_000000502056_00323_26429_2478.N1	21-MAR-2007 10:06:03	Straylight	49.500	81	Eta Cen	2.3560	28000.	99	26429	No
112	GOM_NL__2PRFIN20070321_100904_000000592056_00323_26429_2479.N1	21-MAR-2007 10:09:04	Straylight	59.000	54	5The Cen	2.0550	4500.0	118	26429	No
113	GOM_NL__2PRFIN20070321_101039_000000502056_00323_26429_2480.N1	21-MAR-2007 10:10:39	Straylight	49.500	123	lot Cen	2.7500	10200.	99	26429	No
114	GOM_NL__2PRFIN20070321_101607_000000512056_00323_26429_2481.N1	21-MAR-2007 10:16:07	Straylight	50.500	106	9Bet Crv	2.6480	5600.0	101	26429	No
115	GOM_NL__2PRFIN20070321_101818_000000472056_00323_26429_2482.N1	21-MAR-2007 10:18:18	Tw_i_and_stray	47.000	100	4Gam Crv	2.5800	13100.	94	26429	No
116	GOM_NL__2PRFIN20070321_102854_000000462056_00323_26429_2483.N1	21-MAR-2007 10:28:54	Bright	45.500	62	94Bet Leo	2.1360	9700.0	91	26429	No
117	GOM_NL__2PRFIN20070321_103713_000000392056_00323_26429_2484.N1	21-MAR-2007 10:37:13	Bright	39.000	174	52Psi UMa	3.0040	4400.0	78	26429	No
118	GOM_NL__2PRFIN20070321_104028_000000382056_00323_26429_2485.N1	21-MAR-2007 10:40:28	Bright	37.500	82	48Bet UMa	2.3650	10600.	75	26429	No
119	GOM_NL__2PRFIN20070321_104159_000000392056_00323_26429_2486.N1	21-MAR-2007 10:41:59	Bright	38.500	36	50Alp UMa	1.8000	6300.0	77	26429	No
120	GOM_NL__2PRFIN20070321_104406_000000452056_00323_26429_2487.N1	21-MAR-2007 10:44:06	Bright	45.000	55	79Zet UMa	2.0600	10200.	90	26429	No
121	GOM_NL__2PRFIN20070321_104853_000000372056_00323_26429_2488.N1	21-MAR-2007 10:48:53	Bright	36.500	60	7Bet UMi	2.0810	3950.0	73	26429	No
122	GOM_NL__2PRFIN20070321_110235_000000392056_00323_26429_2489.N1	21-MAR-2007 11:02:35	Bright	38.500	19	50Alp Cyg	1.2460	10500.	77	26429	No
123	GOM_NL__2PRFIN20070321_110410_000000392056_00323_26429_2490.N1	21-MAR-2007 11:04:10	Bright	39.000	66	37Gam Cyg	2.2080	5900.0	78	26429	No
124	GOM_NL__2PRFIN20070321_110558_000000392056_00323_26429_2491.N1	21-MAR-2007 11:05:58	Bright	38.500	92	53Eps Cyg	2.5000	4500.0	77	26429	No
125	GOM_NL__2PRFIN20070321_111441_000000542056_00323_26429_2492.N1	21-MAR-2007 11:14:41	Tw_i_and_stray	54.000	11	53Alp Aql	0.76500	8000.0	108	26429	No
126	GOM_NL__2PRFIN20070321_112520_000000502056_00323_26429_2493.N1	21-MAR-2007 11:25:20	Dark	50.000	155	41Pi Sgr	2.9000	6600.0	100	26429	No
127	GOM_NL__2PRFIN20070321_112726_000000492056_00323_26429_2494.N1	21-MAR-2007 11:27:26	Dark	48.500	57	34Sig Sgr	2.0660	26000.	97	26429	No
128	GOM_NL__2PRFIN20070321_112906_000000542056_00323_26429_2495.N1	21-MAR-2007 11:29:06	Dark	54.000	137	22Lam Sgr	2.8240	4400.0	108	26429	No
129	GOM_NL__2PRFIN20070321_113059_000000472056_00323_26429_2496.N1	21-MAR-2007 11:30:59	Dark	47.000	38	20Eps Sgr	1.8360	11000.	94	26429	No
130	GOM_NL__2PRFIN20070321_113638_000000432056_00324_26430_2491.N1	21-MAR-2007 11:36:38	Dark	43.000	141	Bet Ara	2.8400	4600.0	86	26430	No
131	GOM_NL__2PRFIN20070321_114328_000000522056_00324_26430_2492.N1	21-MAR-2007 11:43:28	Dark	51.500	131	Gam Lup	2.8000	26000.	103	26430	No
132	GOM_NL__2PRFIN20070321_114508_000000462056_00324_26430_2493.N1	21-MAR-2007 11:45:08	Dark	45.500	78	Alp Lup	2.3040	28000.	91	26430	No
133	GOM_NL__2PRFIN20070321_114639_000000512056_00324_26430_2494.N1	21-MAR-2007 11:46:39	Straylight	50.500	81	Eta Cen	2.3560	28000.	101	26430	No
134	GOM_NL__2PRFIN20070321_114941_000000562056_00324_26430_2495.N1	21-MAR-2007 11:49:41	Straylight	56.000	54	5The Cen	2.0550	4500.0	112	26430	No
135	GOM_NL__2PRFIN20070321_115116_000000482056_00324_26430_2496.N1	21-MAR-2007 11:51:16	Straylight	47.500	123	lot Cen	2.7500	10200.	95	26430	No
136	GOM_NL__2PRFIN20070321_115643_000000512056_00324_26430_2497.N1	21-MAR-2007 11:56:43	Straylight	50.500	106	9Bet Crv	2.6480	5600.0	101	26430	No
137	GOM_NL__2PRFIN20070321_115854_000000462056_00324_26430_2498.N1	21-MAR-2007 11:58:54	Tw_i_and_stray	46.000	100	4Gam Crv	2.5800	13100.	92	26430	No
138	GOM_NL__2PRFIN20070321_120930_000000542056_00324_26430_2499.N1	21-MAR-2007 12:09:30	Bright	53.500	62	94Bet Leo	2.1360	9700.0	107	26430	No
139	GOM_NL__2PRFIN20070321_121748_000000372056_00324_26430_2500.N1	21-MAR-2007 12:17:48	Bright	37.000	174	52Psi UMa	3.0040	4400.0	74	26430	No
140	GOM_NL__2PRFIN20070321_122103_000000382056_00324_26430_2501.N1	21-MAR-2007 12:21:03	Bright	37.500	82	48Bet UMa	2.3650	10600.	75	26430	No
141	GOM_NL__2PRFIN20070321_122234_000000392056_00324_26430_2502.N1	21-MAR-2007 12:22:34	Bright	39.000	36	50Alp UMa	1.8000	6300.0	78	26430	No
142	GOM_NL__2PRFIN20070321_122441_000000472056_00324_26430_2503.N1	21-MAR-2007 12:24:41	Bright	46.500	55	79Zet UMa	2.0600	10200.	93	26430	No
143	GOM_NL__2PRFIN20070321_122929_000000382056_00324_26430_2504.N1	21-MAR-2007 12:29:29	Bright	38.000	60	7Bet UMi	2.0810	3950.0	76	26430	No
144	GOM_NL__2PRFIN20070321_124311_000000372056_00324_26430_2505.N1	21-MAR-2007 12:43:11	Bright	37.000	19	50Alp Cyg	1.2460	10500.	74	26430	No
145	GOM_NL__2PRFIN20070321_124446_000000402056_00324_26430_2506.N1	21-MAR-2007 12:44:46	Bright	39.500	66	37Gam Cyg	2.2080	5900.0	79	26430	No
146	GOM_NL__2PRFIN20070321_124633_000000372056_00324_26430_2507.N1	21-MAR-2007 12:46:33	Bright	36.500	92	53Eps Cyg	2.5000	4500.0	73	26430	No
147	GOM_NL__2PRFIN20070321_125517_000000562056_00324_26430_2508.N1	21-MAR-2007 12:55:17	Tw_i_and_stray	56.000	11	53Alp Aql	0.76500	8000.0	112	26430	No
148	GOM_NL__2PRFIN20070321_130557_000000482056_00324_26430_2509.N1	21-MAR-2007 13:05:57	Dark	47.500	155	41Pi Sgr	2.9000	6600.0	95	26430	No
149	GOM_NL__2PRFIN20070321_130803_000000492056_00324_26430_2510.N1	21-MAR-2007 13:08:03	Dark	49.000	57	34Sig Sgr	2.0660	26000.	98	26430	No
150	GOM_NL__2PRFIN20070321_130943_000000542056_00324_26430_2511.N1	21-MAR-2007 13:09:43	Dark	54.000	137	22Lam Sgr	2.8240	4400.0	108	26430	No
151	GOM_NL__2PRFIN20070321_131136_000000492056_00324_26430_2512.N1	21-MAR-2007 13:11:36	Dark	49.000	38	20Eps Sgr	1.8360	11000.	98	26430	No
152	GOM_NL__2PRFIN20070321_131714_000000432056_00325_26431_2503.N1	21-MAR-2007 13:17:14	Dark	43.000	141	Bet Ara	2.8400	4600.0	86	26431	No
153	GOM_NL__2PRFIN20070321_132405_000000532056_00325_26431_2504.N1	21-MAR-2007 13:24:05	Dark	53.000	131	Gam Lup	2.8000	26000.	106	26431	No
154	GOM_NL__2PRFIN20070321_132545_000000462056_00325_26431_2505.N1	21-MAR-2007 13:25:45	Dark	46.000	78	Alp Lup	2.3040	28000.	92	26431	No
155	GOM_NL__2PRFIN20070321_132716_000000532056_00325_26431_2506.N1	21-MAR-2007 13:27:16	Straylight	52.500	81	Eta Cen	2.3560	28000.	105	26431	No
156	GOM_NL__2PRFIN20070321_133017_000000612056_00325_26431_2507.N1	21-MAR-2007 13:30:17	Straylight	61.000	54	5The Cen	2.0550	4500.0	122	26431	No
157	GOM_NL__2PRFIN20070321_133152_000000492056_00325_26431_2508.N1	21-MAR-2007 13:31:52	Straylight	48.500	123	lot Cen	2.7500	10200.	97	26431	No
158	GOM_NL__2PRFIN20070321_133720_000000512056_00325_26431_2509.N1	21-MAR-2007 13:37:20	Straylight	50.500	106	9Bet Crv	2.6480	5600.0	101	26431	No
159	GOM_NL__2PRFIN20070321_133930_000000492056_00325_26431_2510.N1	21-MAR-2007 13:39:30	Tw_i_and_stray	48.500	100	4Gam Crv	2.5800	13100.	97	26431	No
160	GOM_NL__2PRFIN20070321_135006_000000442056_00325_26431_2511.N1	21-MAR-2007 13:50:06	Bright	43.500	62	94Bet Leo	2.1360	9700.0	87	26431	No

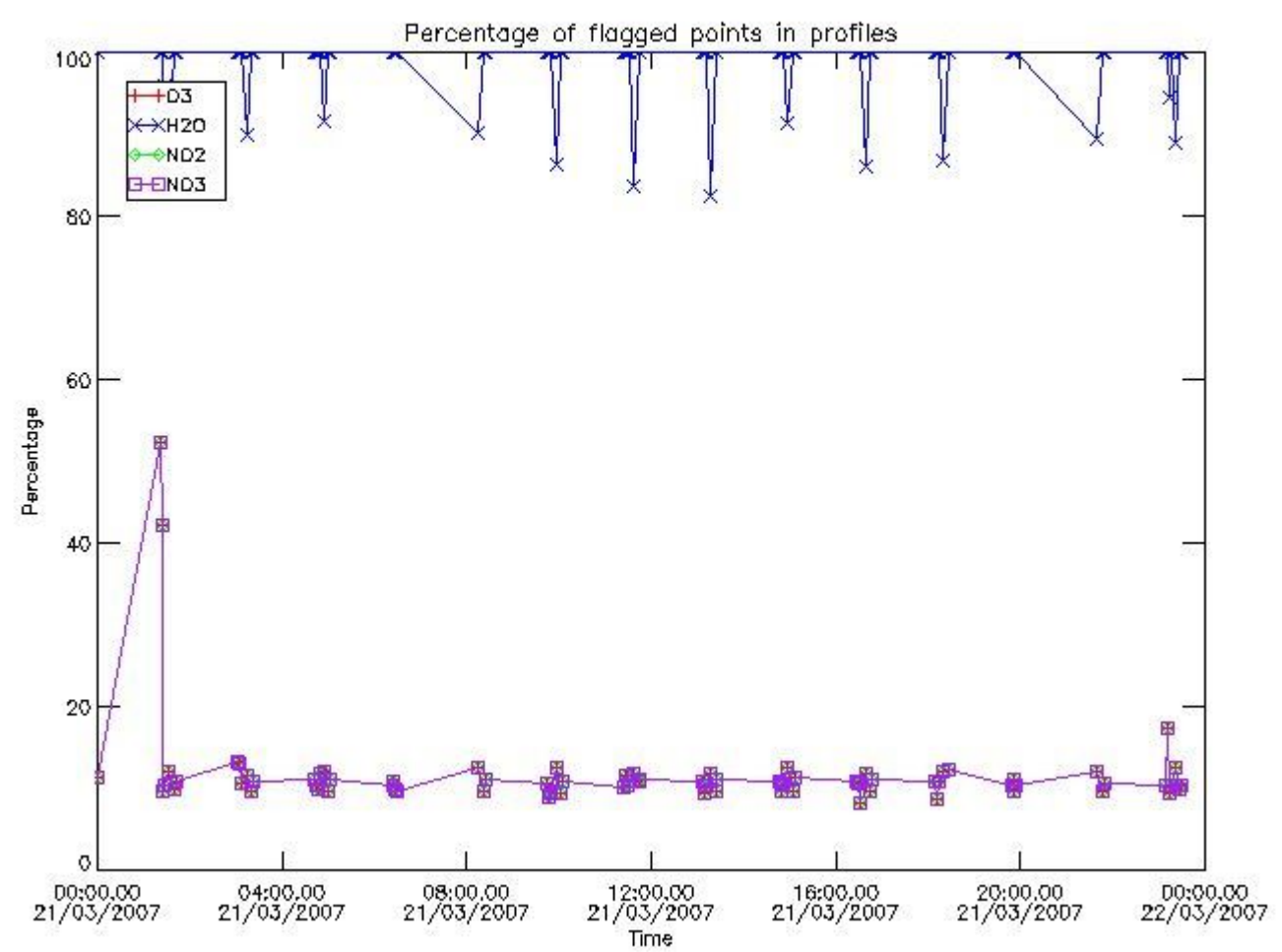
161	GOM_NL__2PRFIN20070321_135824_000000382056_00325_26431_2512.N1	21-MAR-2007 13:58:24	Bright	38.000	174	52Psi UMa	3.0040	4400.0	76	26431	No
162	GOM_NL__2PRFIN20070321_140139_000000372056_00325_26431_2513.N1	21-MAR-2007 14:01:39	Bright	36.500	82	48Bet UMa	2.3650	10600.	73	26431	No
163	GOM_NL__2PRFIN20070321_140310_000000382056_00325_26431_2514.N1	21-MAR-2007 14:03:10	Bright	37.500	36	50Alp UMa	1.8000	6300.0	75	26431	No
164	GOM_NL__2PRFIN20070321_140516_000000452056_00325_26431_2515.N1	21-MAR-2007 14:05:16	Bright	45.000	55	79Zet UMa	2.0600	10200.	90	26431	No
165	GOM_NL__2PRFIN20070321_141004_000000372056_00325_26431_2516.N1	21-MAR-2007 14:10:04	Bright	37.000	60	7Bet UMi	2.0810	3950.0	74	26431	No
166	GOM_NL__2PRFIN20070321_142346_000000392056_00325_26431_2517.N1	21-MAR-2007 14:23:46	Bright	39.000	19	50Alp Cyg	1.2460	10500.	78	26431	No
167	GOM_NL__2PRFIN20070321_142522_000000572056_00325_26431_2518.N1	21-MAR-2007 14:25:22	Bright	57.000	66	37Gam Cyg	2.2080	5900.0	114	26431	No
168	GOM_NL__2PRFIN20070321_142710_000000372056_00325_26431_2519.N1	21-MAR-2007 14:27:10	Bright	36.500	92	53Eps Cyg	2.5000	4500.0	73	26431	No
169	GOM_NL__2PRFIN20070321_143554_000000542056_00325_26431_2520.N1	21-MAR-2007 14:35:54	Twi_and_stray	54.000	11	53Alp Aql	0.76500	8000.0	108	26431	No
170	GOM_NL__2PRFIN20070321_144634_000000472056_00325_26431_2521.N1	21-MAR-2007 14:46:34	Dark	46.500	155	41Pi Sgr	2.9000	6600.0	93	26431	No
171	GOM_NL__2PRFIN20070321_144840_000000492056_00325_26431_2522.N1	21-MAR-2007 14:48:40	Dark	48.500	57	34Sig Sgr	2.0660	26000.	97	26431	No
172	GOM_NL__2PRFIN20070321_145020_000000542056_00325_26431_2523.N1	21-MAR-2007 14:50:20	Dark	53.500	137	22Lam Sgr	2.8240	4400.0	107	26431	No
173	GOM_NL__2PRFIN20070321_145213_000000502056_00325_26431_2524.N1	21-MAR-2007 14:52:13	Dark	49.500	38	20Eps Sgr	1.8360	11000.	99	26431	No
174	GOM_NL__2PRFIN20070321_145751_000000412056_00326_26432_2567.N1	21-MAR-2007 14:57:51	Dark	40.500	141	Bet Ara	2.8400	4600.0	81	26432	No
175	GOM_NL__2PRFIN20070321_150442_000000532056_00326_26432_2568.N1	21-MAR-2007 15:04:42	Dark	53.000	131	Gam Lup	2.8000	26000.	106	26432	No
176	GOM_NL__2PRFIN20070321_150621_000000452056_00326_26432_2569.N1	21-MAR-2007 15:06:21	Dark	45.000	78	Alp Lup	2.3040	28000.	90	26432	No
177	GOM_NL__2PRFIN20070321_150753_000000522056_00326_26432_2570.N1	21-MAR-2007 15:07:53	Straylight	51.500	81	Eta Cen	2.3560	28000.	103	26432	No
178	GOM_NL__2PRFIN20070321_151054_000000572056_00326_26432_2571.N1	21-MAR-2007 15:10:54	Straylight	57.000	54	5The Cen	2.0550	4500.0	114	26432	No
179	GOM_NL__2PRFIN20070321_151756_000000532056_00326_26432_2572.N1	21-MAR-2007 15:17:56	Straylight	53.000	106	9Bet Crv	2.6480	5600.0	106	26432	No
180	GOM_NL__2PRFIN20070321_152006_000000462056_00326_26432_2573.N1	21-MAR-2007 15:20:06	Twi_and_stray	45.500	100	4Gam Crv	2.5800	13100.	91	26432	No
181	GOM_NL__2PRFIN20070321_153041_000000442056_00326_26432_2574.N1	21-MAR-2007 15:30:41	Bright	43.500	62	94Bet Leo	2.1360	9700.0	87	26432	No
182	GOM_NL__2PRFIN20070321_153900_000000362056_00326_26432_2575.N1	21-MAR-2007 15:39:00	Bright	36.000	174	52Psi UMa	3.0040	4400.0	72	26432	No
183	GOM_NL__2PRFIN20070321_154215_000000372056_00326_26432_2576.N1	21-MAR-2007 15:42:15	Bright	37.000	82	48Bet UMa	2.3650	10600.	74	26432	No
184	GOM_NL__2PRFIN20070321_154346_000000392056_00326_26432_2577.N1	21-MAR-2007 15:43:46	Bright	39.000	36	50Alp UMa	1.8000	6300.0	78	26432	No
185	GOM_NL__2PRFIN20070321_154551_000000462056_00326_26432_2578.N1	21-MAR-2007 15:45:51	Bright	45.500	55	79Zet UMa	2.0600	10200.	91	26432	No
186	GOM_NL__2PRFIN20070321_155040_000000402056_00326_26432_2579.N1	21-MAR-2007 15:50:40	Bright	39.500	60	7Bet UMi	2.0810	3950.0	79	26432	No
187	GOM_NL__2PRFIN20070321_160422_000000372056_00326_26432_2580.N1	21-MAR-2007 16:04:22	Bright	37.000	19	50Alp Cyg	1.2460	10500.	74	26432	No
188	GOM_NL__2PRFIN20070321_160558_000000402056_00326_26432_2581.N1	21-MAR-2007 16:05:58	Bright	39.500	66	37Gam Cyg	2.2080	5900.0	79	26432	No
189	GOM_NL__2PRFIN20070321_160746_000000392056_00326_26432_2582.N1	21-MAR-2007 16:07:46	Bright	38.500	92	53Eps Cyg	2.5000	4500.0	77	26432	No
190	GOM_NL__2PRFIN20070321_161631_000000512056_00326_26432_2583.N1	21-MAR-2007 16:16:31	Twi_and_stray	50.500	11	53Alp Aql	0.76500	8000.0	101	26432	No
191	GOM_NL__2PRFIN20070321_162710_000000482056_00326_26432_2584.N1	21-MAR-2007 16:27:10	Dark	47.500	155	41Pi Sgr	2.9000	6600.0	95	26432	No
192	GOM_NL__2PRFIN20070321_162917_000000492056_00326_26432_2585.N1	21-MAR-2007 16:29:17	Dark	48.500	57	34Sig Sgr	2.0660	26000.	97	26432	No
193	GOM_NL__2PRFIN20070321_163057_000000622056_00326_26432_2586.N1	21-MAR-2007 16:30:57	Dark	61.500	137	22Lam Sgr	2.8240	4400.0	123	26432	No
194	GOM_NL__2PRFIN20070321_163250_000000492056_00326_26432_2587.N1	21-MAR-2007 16:32:50	Dark	48.500	38	20Eps Sgr	1.8360	11000.	97	26432	No
195	GOM_NL__2PRFIN20070321_163828_000000442056_00327_26433_2595.N1	21-MAR-2007 16:38:28	Dark	43.500	141	Bet Ara	2.8400	4600.0	87	26433	No
196	GOM_NL__2PRFIN20070321_164519_000000532056_00327_26433_2596.N1	21-MAR-2007 16:45:19	Dark	53.000	131	Gam Lup	2.8000	26000.	106	26433	No
197	GOM_NL__2PRFIN20070321_164658_000000462056_00327_26433_2597.N1	21-MAR-2007 16:46:58	Dark	46.000	78	Alp Lup	2.3040	28000.	92	26433	No
198	GOM_NL__2PRFIN20070321_164830_000000502056_00327_26433_2598.N1	21-MAR-2007 16:48:30	Straylight	49.500	81	Eta Cen	2.3560	28000.	99	26433	No
199	GOM_NL__2PRFIN20070321_165131_000000592056_00327_26433_2599.N1	21-MAR-2007 16:51:31	Straylight	59.000	54	5The Cen	2.0550	4500.0	118	26433	No
200	GOM_NL__2PRFIN20070321_165832_000000512056_00327_26433_2600.N1	21-MAR-2007 16:58:32	Straylight	50.500	106	9Bet Crv	2.6480	5600.0	101	26433	No
201	GOM_NL__2PRFIN20070321_170043_000000482056_00327_26433_2601.N1	21-MAR-2007 17:00:43	Twi_and_stray	48.000	100	4Gam Crv	2.5800	13100.	96	26433	No
202	GOM_NL__2PRFIN20070321_171117_000000432056_00327_26433_2602.N1	21-MAR-2007 17:11:17	Bright	43.000	62	94Bet Leo	2.1360	9700.0	86	26433	No
203	GOM_NL__2PRFIN20070321_171935_000000392056_00327_26433_2603.N1	21-MAR-2007 17:19:35	Bright	39.000	174	52Psi UMa	3.0040	4400.0	78	26433	No
204	GOM_NL__2PRFIN20070321_172251_000000372056_00327_26433_2604.N1	21-MAR-2007 17:22:51	Bright	36.500	82	48Bet UMa	2.3650	10600.	73	26433	No
205	GOM_NL__2PRFIN20070321_172422_000000352056_00327_26433_2605.N1	21-MAR-2007 17:24:22	Bright	35.000	36	50Alp UMa	1.8000	6300.0	70	26433	No
206	GOM_NL__2PRFIN20070321_172626_000000532056_00327_26433_2606.N1	21-MAR-2007 17:26:26	Bright	52.500	55	79Zet UMa	2.0600	10200.	105	26433	No
207	GOM_NL__2PRFIN20070321_173115_000000402056_00327_26433_2607.N1	21-MAR-2007 17:31:15	Bright	39.500	60	7Bet UMi	2.0810	3950.0	79	26433	No
208	GOM_NL__2PRFIN20070321_174458_000000382056_00327_26433_2608.N1	21-MAR-2007 17:44:58	Bright	37.500	19	50Alp Cyg	1.2460	10500.	75	26433	No
209	GOM_NL__2PRFIN20070321_174634_000000402056_00327_26433_2609.N1	21-MAR-2007 17:46:34	Bright	40.000	66	37Gam Cyg	2.2080	5900.0	80	26433	No
210	GOM_NL__2PRFIN20070321_174822_000000372056_00327_26433_2610.N1	21-MAR-2007 17:48:22	Bright	37.000	92	53Eps Cyg	2.5000	4500.0	74	26433	No
211	GOM_NL__2PRFIN20070321_175707_000000542056_00327_26433_2611.N1	21-MAR-2007 17:57:07	Twi_and_stray	53.500	11	53Alp Aql	0.76500	8000.0	107	26433	No
212	GOM_NL__2PRFIN20070321_180747_000000472056_00327_26433_2612.N1	21-MAR-2007 18:07:47	Dark	47.000	155	41Pi Sgr	2.9000	6600.0	94	26433	No
213	GOM_NL__2PRFIN20070321_180954_000000482056_00327_26433_2613.N1	21-MAR-2007 18:09:54	Dark	47.500	57	34Sig Sgr	2.0660	26000.	95	26433	No
214	GOM_NL__2PRFIN20070321_181134_000000592056_00327_26433_2614.N1	21-MAR-2007 18:11:34	Dark	58.500	137	22Lam Sgr	2.8240	4400.0	117	26433	No
215	GOM_NL__2PRFIN20070321_181327_000000482056_00327_26433_2615.N1	21-MAR-2007 18:13:27	Dark	47.500	38	20Eps Sgr	1.8360	11000.	95	26433	No
216	GOM_NL__2PRFIN20070321_181904_000000422056_00328_26434_2610.N1	21-MAR-2007 18:19:04	Dark	42.000	141	Bet Ara	2.8400	4600.0	84	26434	No
217	GOM_NL__2PRFIN20070321_182735_000000462056_00328_26434_2611.N1	21-MAR-2007 18:27:35	Dark	45.500	78	Alp Lup	2.3040	28000.	91	26434	No
218	GOM_NL__2PRFIN20070321_182906_000000532056_00328_26434_2612.N1	21-MAR-2007 18:29:06	Straylight	53.000	81	Eta Cen	2.3560	28000.	106	26434	No
219	GOM_NL__2PRFIN20070321_183207_000000572056_00328_26434_2613.N1	21-MAR-2007 18:32:07	Straylight	57.000	54	5The Cen	2.0550	4500.0	114	26434	No

220	GOM_NL__2PRFIN20070321_183908_000000472056_00328_26434_2614.N1	21-MAR-2007 18:39:08	Straylight	46.500	106	9Bet Crv	2.6480	5600.0	93	26434	No
221	GOM_NL__2PRFIN20070321_184119_000000472056_00328_26434_2615.N1	21-MAR-2007 18:41:19	Twilight_stray	46.500	100	4Gam Crv	2.5800	13100.	93	26434	No
222	GOM_NL__2PRFIN20070321_185153_000000432056_00328_26434_2616.N1	21-MAR-2007 18:51:53	Bright	43.000	62	94Bet Leo	2.1360	9700.0	86	26434	No
223	GOM_NL__2PRFIN20070321_190011_000000372056_00328_26434_2617.N1	21-MAR-2007 19:00:11	Bright	36.500	174	52Psi UMa	3.0040	4400.0	73	26434	No
224	GOM_NL__2PRFIN20070321_190327_000000372056_00328_26434_2618.N1	21-MAR-2007 19:03:27	Bright	37.000	82	48Bet UMa	2.3650	10600.	74	26434	No
225	GOM_NL__2PRFIN20070321_190457_000000392056_00328_26434_2619.N1	21-MAR-2007 19:04:57	Bright	38.500	36	50Alp UMa	1.8000	6300.0	77	26434	No
226	GOM_NL__2PRFIN20070321_190702_000000462056_00328_26434_2620.N1	21-MAR-2007 19:07:02	Bright	45.500	55	79Zet UMa	2.0600	10200.	91	26434	No
227	GOM_NL__2PRFIN20070321_191151_000000412056_00328_26434_2621.N1	21-MAR-2007 19:11:51	Bright	40.500	60	7Bet UMi	2.0810	3950.0	81	26434	No
228	GOM_NL__2PRFIN20070321_192535_000000362056_00328_26434_2622.N1	21-MAR-2007 19:25:35	Bright	36.000	19	50Alp Cyg	1.2460	10500.	72	26434	No
229	GOM_NL__2PRFIN20070321_192710_000000382056_00328_26434_2623.N1	21-MAR-2007 19:27:10	Bright	37.500	66	37Gam Cyg	2.2080	5900.0	75	26434	No
230	GOM_NL__2PRFIN20070321_192858_000000362056_00328_26434_2624.N1	21-MAR-2007 19:28:58	Bright	36.000	92	53Eps Cyg	2.5000	4500.0	72	26434	No
231	GOM_NL__2PRFIN20070321_193744_000000552056_00328_26434_2625.N1	21-MAR-2007 19:37:44	Twilight_stray	55.000	11	53Alp Aql	0.76500	8000.0	110	26434	No
232	GOM_NL__2PRFIN20070321_194824_000000502056_00328_26434_2626.N1	21-MAR-2007 19:48:24	Dark	49.500	155	41Pi Sgr	2.9000	6600.0	99	26434	No
233	GOM_NL__2PRFIN20070321_195031_000000462056_00328_26434_2627.N1	21-MAR-2007 19:50:31	Dark	46.000	57	34Sig Sgr	2.0660	26000.	92	26434	No
234	GOM_NL__2PRFIN20070321_195212_000000532056_00328_26434_2628.N1	21-MAR-2007 19:52:12	Dark	53.000	137	22Lam Sgr	2.8240	4400.0	106	26434	No
235	GOM_NL__2PRFIN20070321_195404_000000492056_00328_26434_2629.N1	21-MAR-2007 19:54:04	Dark	49.000	38	20Eps Sgr	1.8360	11000.	98	26434	No
236	GOM_NL__2PRFIN20070321_214018_000000432056_00330_26436_2633.N1	21-MAR-2007 21:40:18	Dark	42.500	141	Bet Ara	2.8400	4600.0	85	26436	No
237	GOM_NL__2PRFIN20070321_214710_000000532056_00330_26436_2634.N1	21-MAR-2007 21:47:10	Dark	52.500	131	Gam Lup	2.8000	26000.	105	26436	No
238	GOM_NL__2PRFIN20070321_214855_000000482056_00330_26436_2635.N1	21-MAR-2007 21:48:55	Dark	48.000	109	Bet Lup	2.6770	26000.	96	26436	No
239	GOM_NL__2PRFIN20070321_215045_000000432056_00330_26436_2636.N1	21-MAR-2007 21:50:45	Straylight	43.000	95	Zet Cen	2.5450	26000.	86	26436	No
240	GOM_NL__2PRFIN20070321_215321_000000602056_00330_26436_2637.N1	21-MAR-2007 21:53:21	Straylight	59.500	54	5The Cen	2.0550	4500.0	119	26436	No
241	GOM_NL__2PRFIN20070321_220020_000000502056_00330_26436_2638.N1	21-MAR-2007 22:00:20	Straylight	49.500	106	9Bet Crv	2.6480	5600.0	99	26436	No
242	GOM_NL__2PRFIN20070321_220231_000000462056_00330_26436_2639.N1	21-MAR-2007 22:02:31	Twilight_stray	46.000	100	4Gam Crv	2.5800	13100.	92	26436	No
243	GOM_NL__2PRFIN20070321_221304_000000422056_00330_26436_2640.N1	21-MAR-2007 22:13:04	Bright	42.000	62	94Bet Leo	2.1360	9700.0	84	26436	No
244	GOM_NL__2PRFIN20070321_222122_000000382056_00330_26436_2641.N1	21-MAR-2007 22:21:22	Bright	38.000	174	52Psi UMa	3.0040	4400.0	76	26436	No
245	GOM_NL__2PRFIN20070321_222438_000000372056_00330_26436_2642.N1	21-MAR-2007 22:24:38	Bright	37.000	82	48Bet UMa	2.3650	10600.	74	26436	No
246	GOM_NL__2PRFIN20070321_222609_000000462056_00330_26436_2643.N1	21-MAR-2007 22:26:09	Bright	45.500	36	50Alp UMa	1.8000	6300.0	91	26436	No
247	GOM_NL__2PRFIN20070321_222812_000000452056_00330_26436_2644.N1	21-MAR-2007 22:28:12	Bright	44.500	55	79Zet UMa	2.0600	10200.	89	26436	No
248	GOM_NL__2PRFIN20070321_223302_000000402056_00330_26436_2645.N1	21-MAR-2007 22:33:02	Bright	39.500	60	7Bet UMi	2.0810	3950.0	79	26436	No
249	GOM_NL__2PRFIN20070321_224646_000000362056_00330_26436_2646.N1	21-MAR-2007 22:46:46	Bright	35.500	19	50Alp Cyg	1.2460	10500.	71	26436	No
250	GOM_NL__2PRFIN20070321_224822_000000392056_00330_26436_2647.N1	21-MAR-2007 22:48:22	Bright	39.000	66	37Gam Cyg	2.2080	5900.0	78	26436	No
251	GOM_NL__2PRFIN20070321_225010_000000392056_00330_26436_2648.N1	21-MAR-2007 22:50:10	Bright	38.500	92	53Eps Cyg	2.5000	4500.0	77	26436	No
252	GOM_NL__2PRFIN20070321_225856_000000542056_00330_26436_2649.N1	21-MAR-2007 22:58:56	Twilight_stray	54.000	11	53Alp Aql	0.76500	8000.0	108	26436	No
253	GOM_NL__2PRFIN20070321_230938_000000492056_00330_26436_2650.N1	21-MAR-2007 23:09:38	Dark	49.000	155	41Pi Sgr	2.9000	6600.0	98	26436	No
254	GOM_NL__2PRFIN20070321_231145_000000472056_00330_26436_2651.N1	21-MAR-2007 23:11:45	Dark	47.000	57	34Sig Sgr	2.0660	26000.	94	26436	No
255	GOM_NL__2PRFIN20070321_231326_000000542056_00330_26436_2652.N1	21-MAR-2007 23:13:26	Dark	54.000	137	22Lam Sgr	2.8240	4400.0	108	26436	No
256	GOM_NL__2PRFIN20070321_231518_000000492056_00330_26436_2653.N1	21-MAR-2007 23:15:18	Dark	49.000	38	20Eps Sgr	1.8360	11000.	98	26436	No
257	GOM_NL__2PRFIN20070321_232054_000000412056_00331_26437_2655.N1	21-MAR-2007 23:20:54	Dark	41.000	141	Bet Ara	2.8400	4600.0	82	26437	No
258	GOM_NL__2PRFIN20070321_232747_000000522056_00331_26437_2656.N1	21-MAR-2007 23:27:47	Dark	52.000	131	Gam Lup	2.8000	26000.	104	26437	No
259	GOM_NL__2PRFIN20070321_232932_000000502056_00331_26437_2657.N1	21-MAR-2007 23:29:32	Dark	49.500	109	Bet Lup	2.6770	26000.	99	26437	No
260	GOM_NL__2PRFIN20070321_233121_000000432056_00331_26437_2658.N1	21-MAR-2007 23:31:21	Straylight	42.500	95	Zet Cen	2.5450	26000.	85	26437	No
261	GOM_NL__2PRFIN20070321_233357_000000572056_00331_26437_2659.N1	21-MAR-2007 23:33:57	Straylight	57.000	54	5The Cen	2.0550	4500.0	114	26437	No
262	GOM_NL__2PRFIN20070321_234056_000000502056_00331_26437_2660.N1	21-MAR-2007 23:40:56	Straylight	49.500	106	9Bet Crv	2.6480	5600.0	99	26437	No
263	GOM_NL__2PRFIN20070321_234307_000000462056_00331_26437_2661.N1	21-MAR-2007 23:43:07	Twilight_stray	46.000	100	4Gam Crv	2.5800	13100.	92	26437	No
264	GOM_NL__2PRFIN20070321_235339_000000442056_00331_26437_2662.N1	21-MAR-2007 23:53:39	Bright	43.500	62	94Bet Leo	2.1360	9700.0	87	26437	No

3. Quality information per product

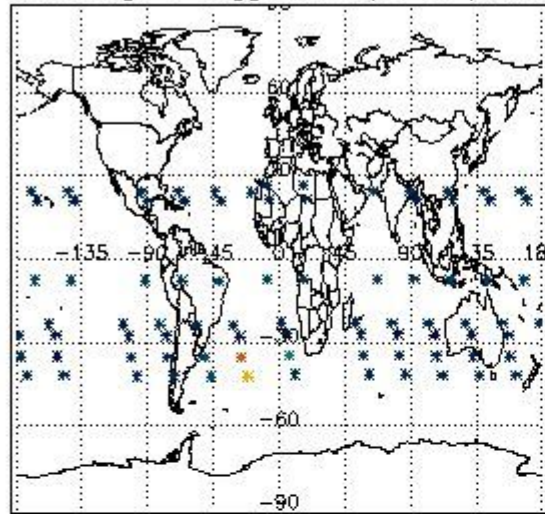
In this section it is plotted some information contained in the Quality Summary data set of the level 2 products. Only products in dark limb conditions and without errors (error flag in the MPH set to "0") are used.

3.1 Plot quality information per product (time dependant)

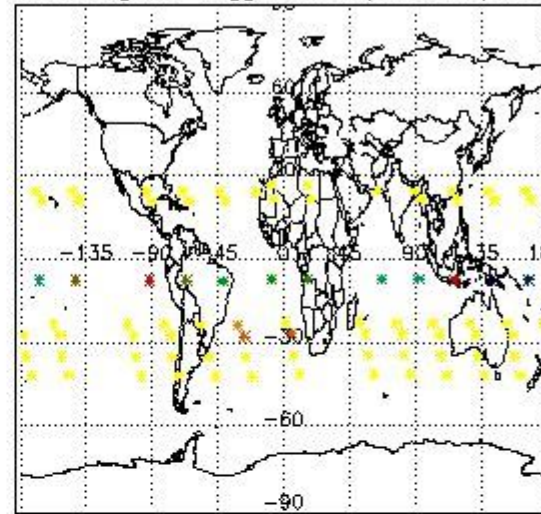


3.2 Plot quality information per product (world map)


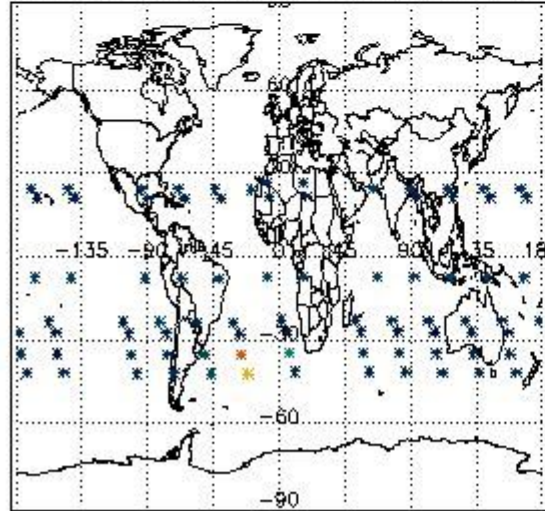
Percentage of flagged data per O3 profile



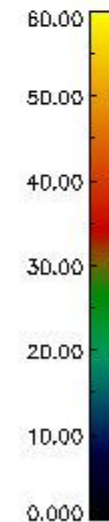
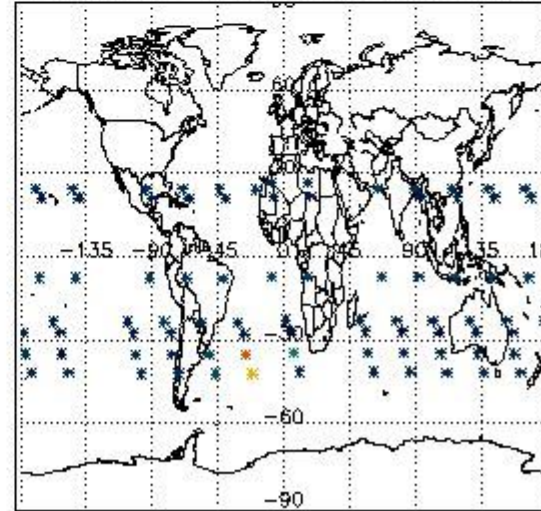
Percentage of flagged data per H2O profile



Percentage of flagged data per NO2 profile



Percentage of flagged data per NO3 profile

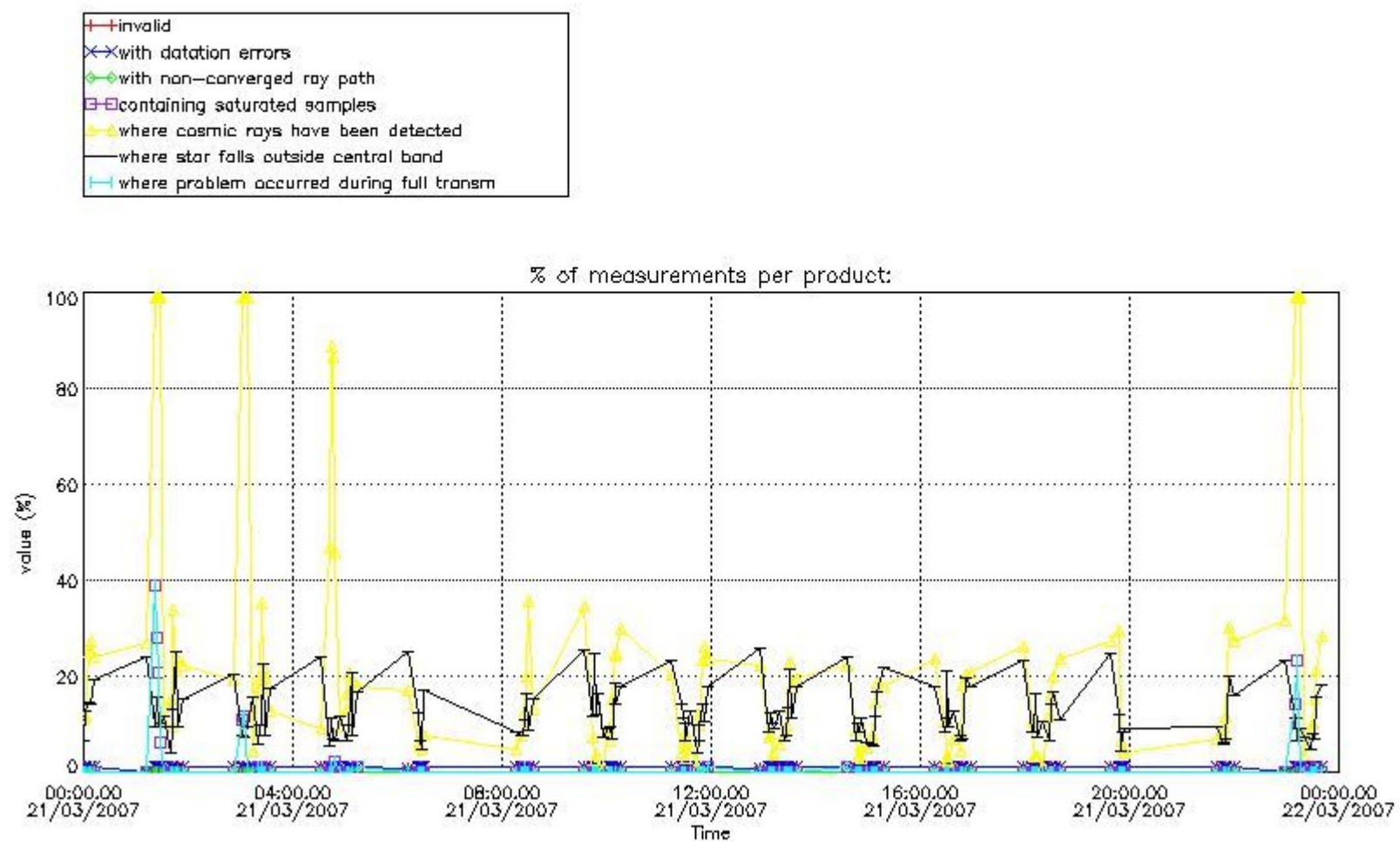


4. Level 1 quality information per product

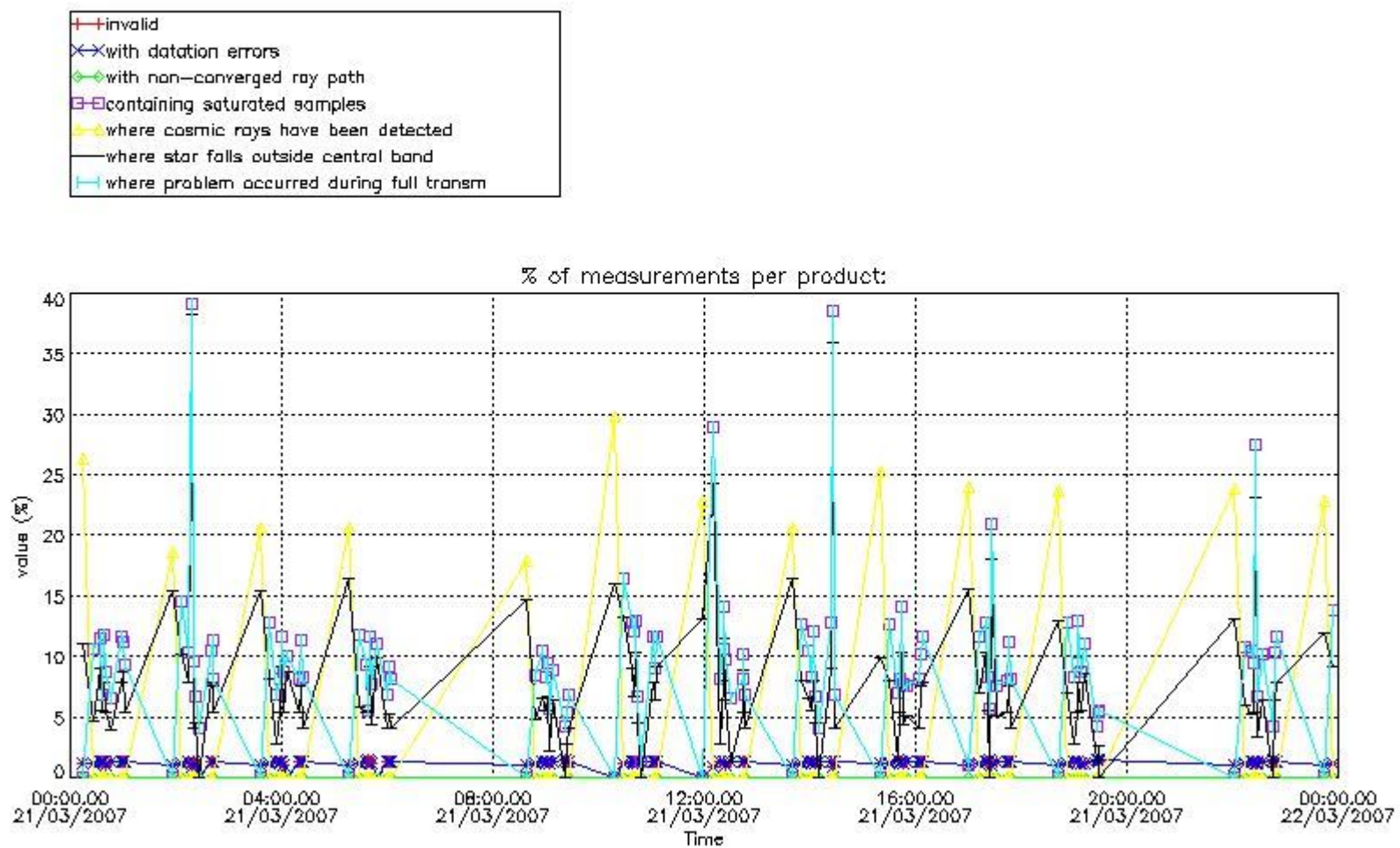
In this section it is plotted some information contained in the Quality Summary data set of the level 2 products that comes from the level 1b processing. Products without errors (error flag in the MPH set to "0") are used.

4.1 Plot quality information per product (time dependant) coming from level 1b processing

4.1.1 Plot level 1 quality information per product (time dependant): ENVISAT ASCENDING passes

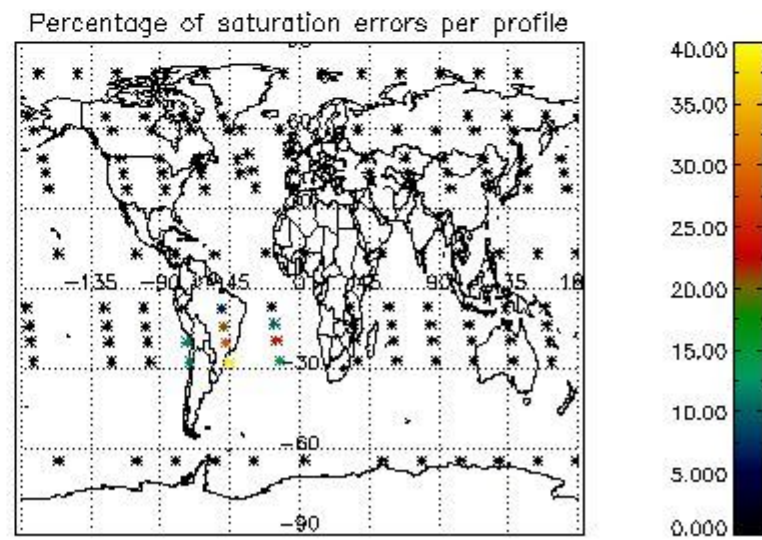
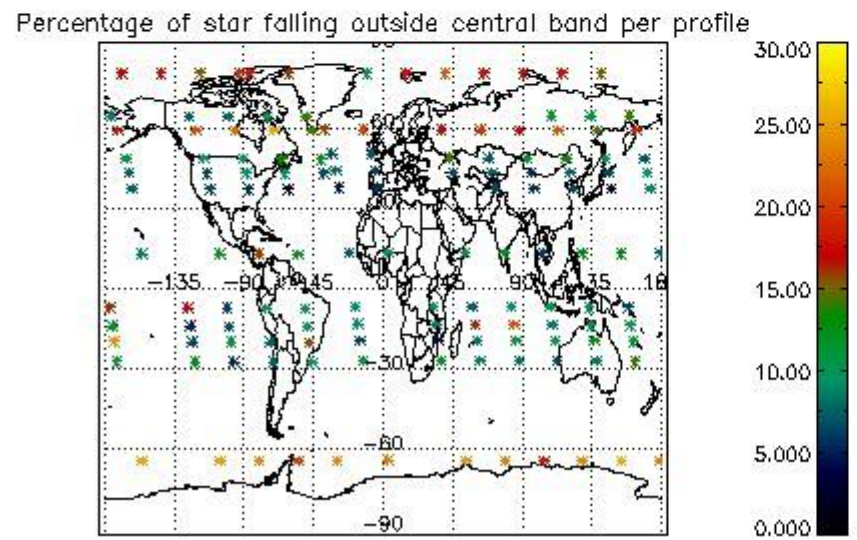
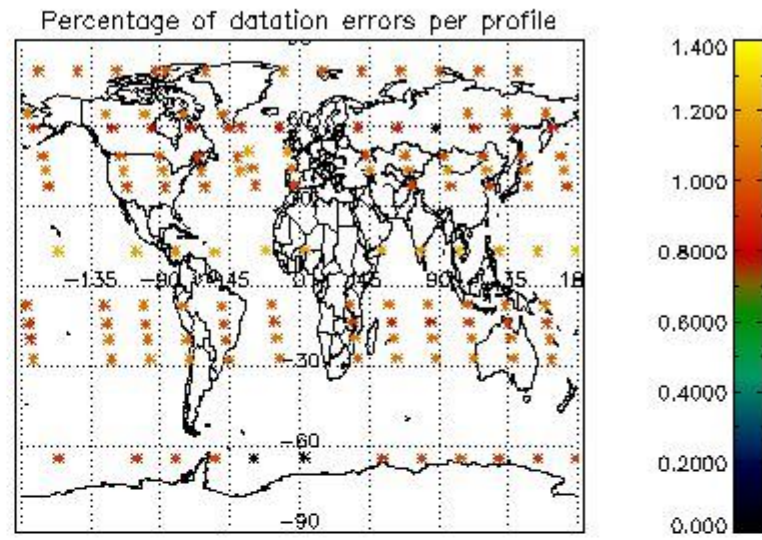
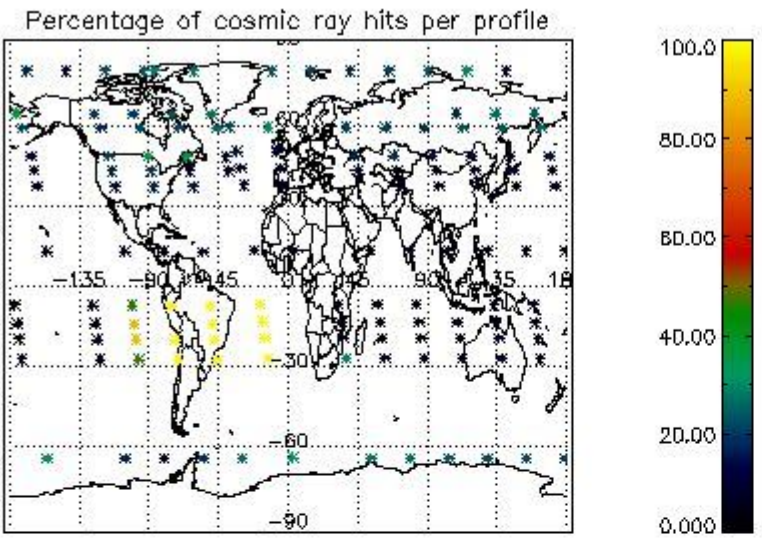


4.1.2 Plot level 1 quality information per product (time dependant): ENVI SAT DESCENDING passes

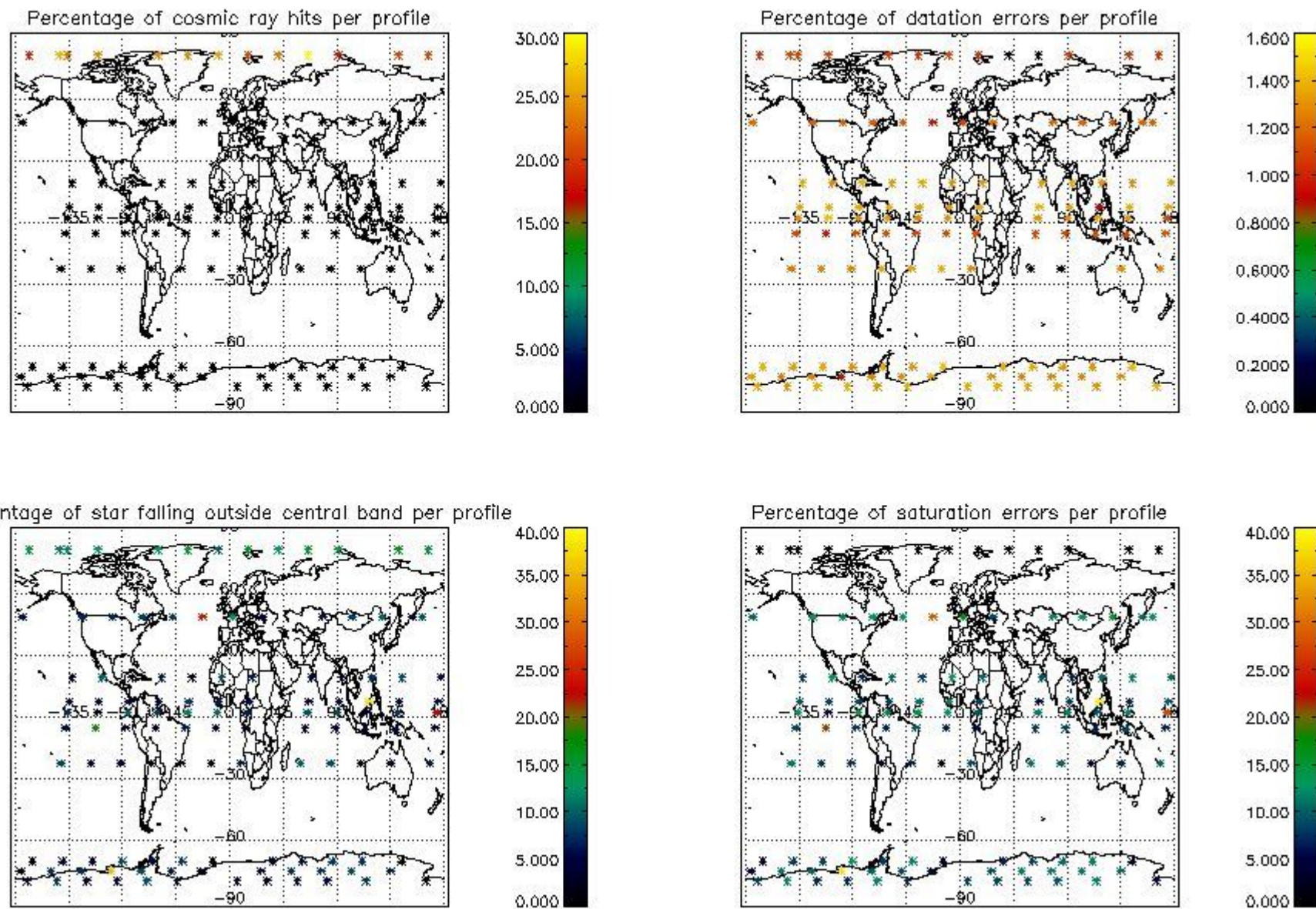


4.2 Plot quality information per product coming from level 1b processing (world map)

4.2.1 Plot level 1 quality information per product (world map): ENVISAT ASCENDING passes



4.2.2 Plot level 1 quality information per product (world map): ENVISAT DESCENDING passes



5. Trace gas profiles

5.1 Ozone statistics based on quality of products

The final quality of the products can be "measured" using the STD (Standard Deviation) attached to every point profile. This information is written to the parameter GOM_NL__2P/NL_LOCAL_SPECIES_DENSITY/o3_std of the level 2 products. The table below shows the statistics for given STD ranges.

The statistics are given with respect to the overall valid production:

- Products without fatal errors: GOM_NL__2P/MPH/PRODUCT_ERR=0
- Valid point profile: GOM_NL__2P/NL_LOCAL_SPECIES_DENSITY/pcd(0)=0

The 'Criteria' is applied to valid points of dark limb products:

- Products in dark limb illumination condition: GOM_NL__2P/NL_SUMMARY_QUALITY/obs_ill_cond=0
- Products without fatal errors: GOM_NL__2P/MPH/PRODUCT_ERR=0
- Valid point profile: GOM_NL__2P/NL_LOCAL_SPECIES_DENSITY/pcd(0)=0

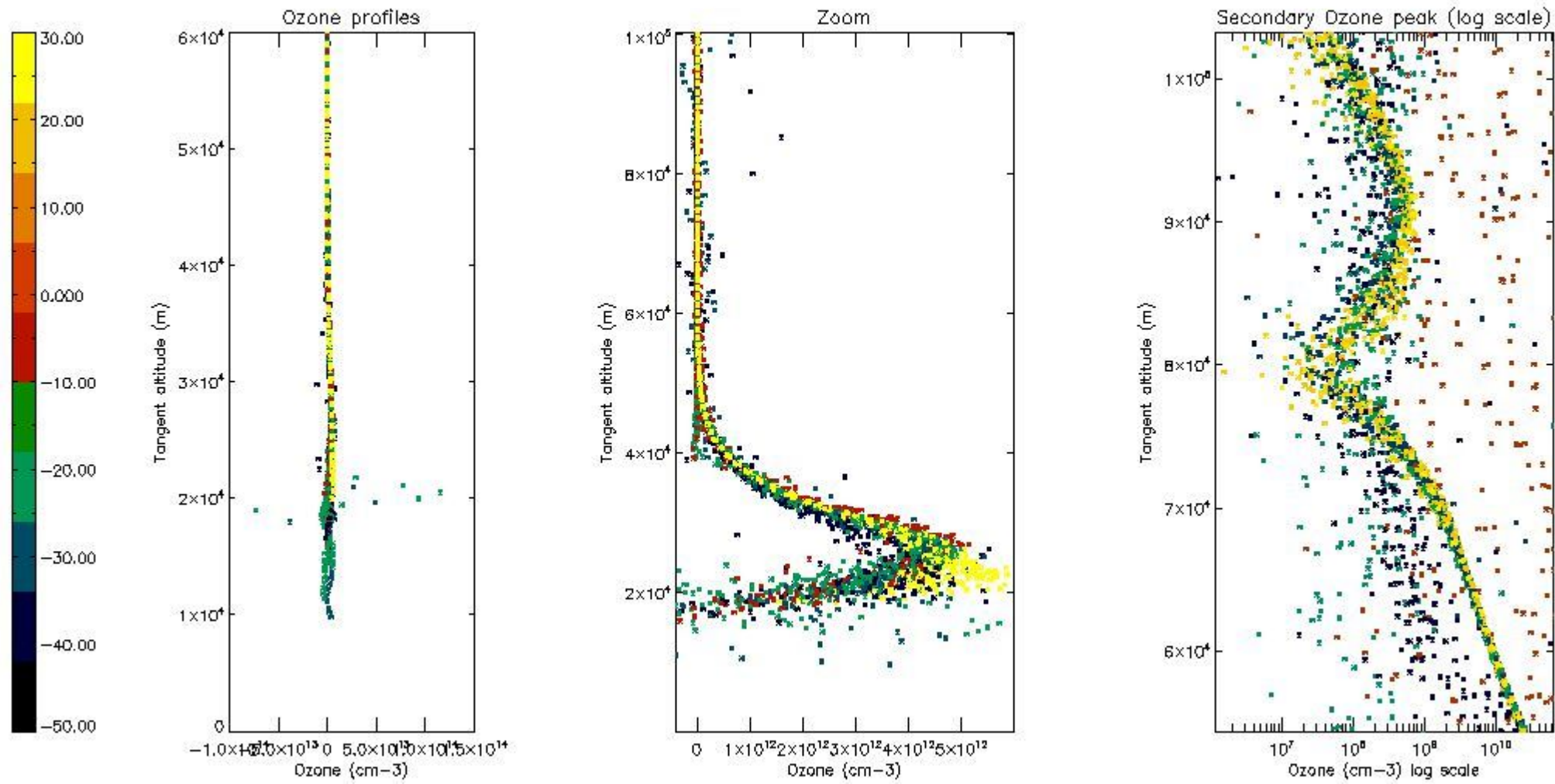
So, the table below shows the percentage of dark limb and valid observations for each criteria with respect to the overall valid daily observations.

Criteria	% of total production
All STD	34
STD < 20	17

STD < 10	13
STD < 5	10

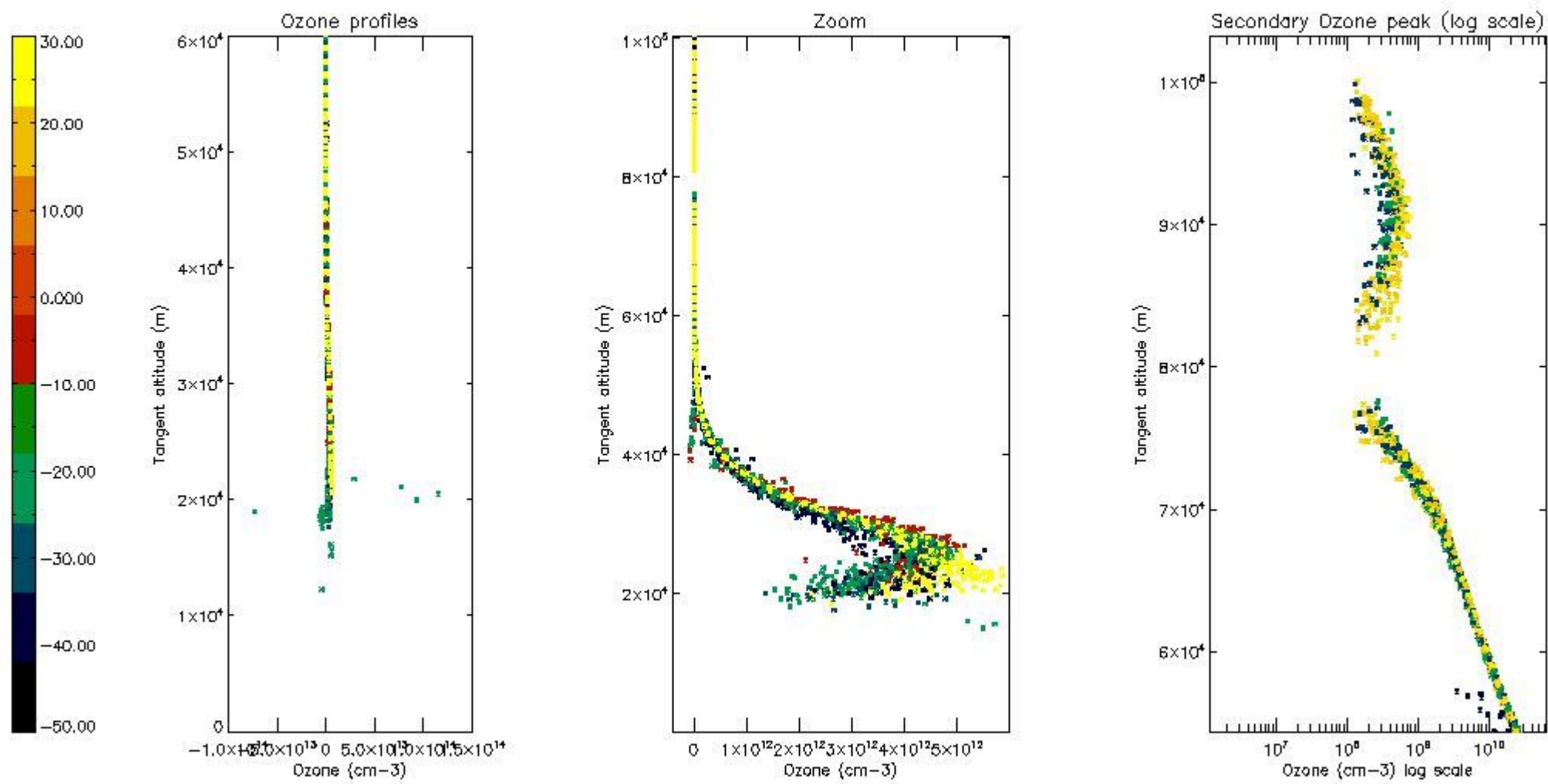
5.2 Plot ozone profiles for all STD (dark without errors)

The colorbar represents the latitude.



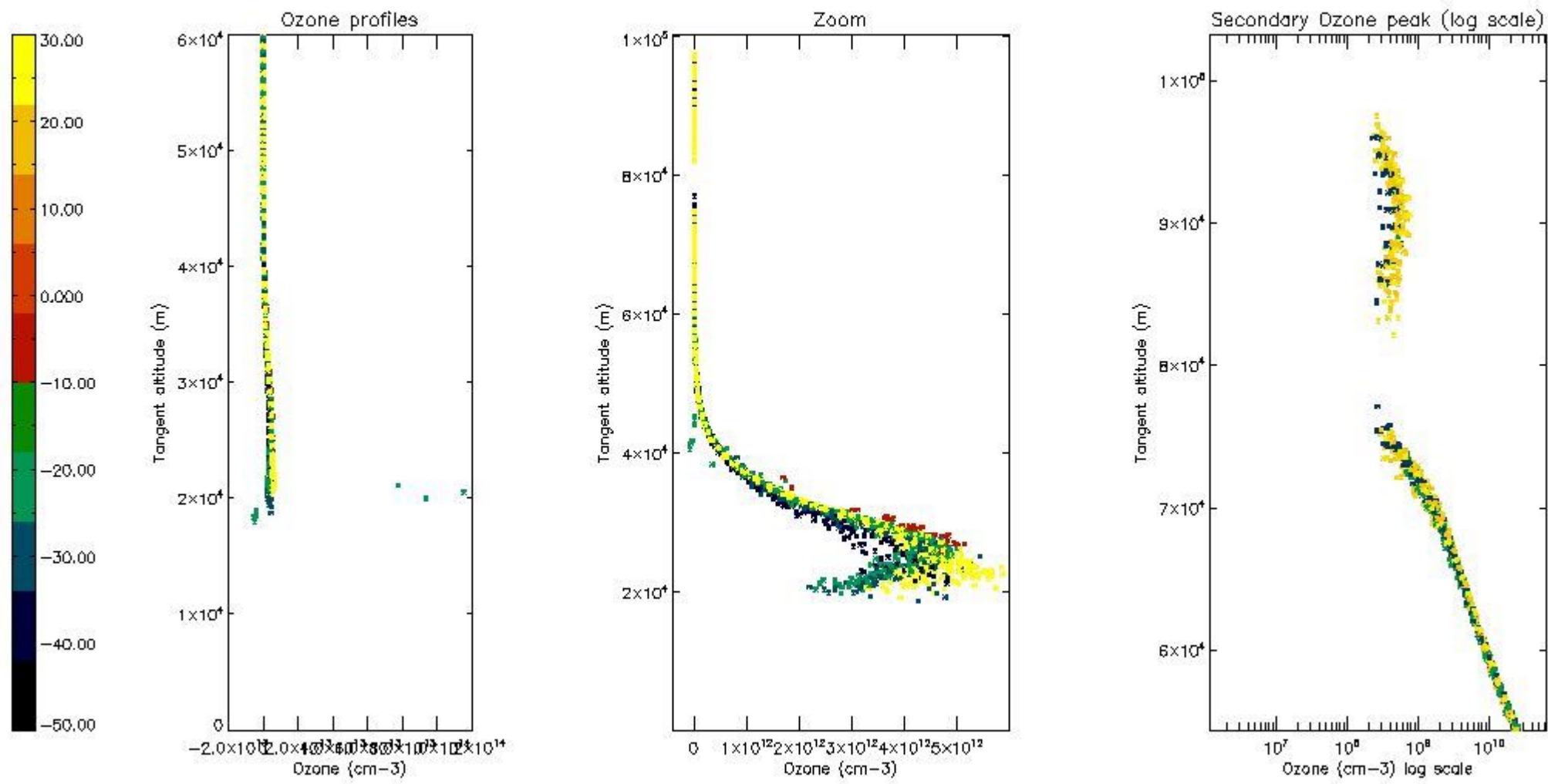
5.3 Plot ozone profiles where STD < 20% (dark without errors)

The colorbar represents the latitude.



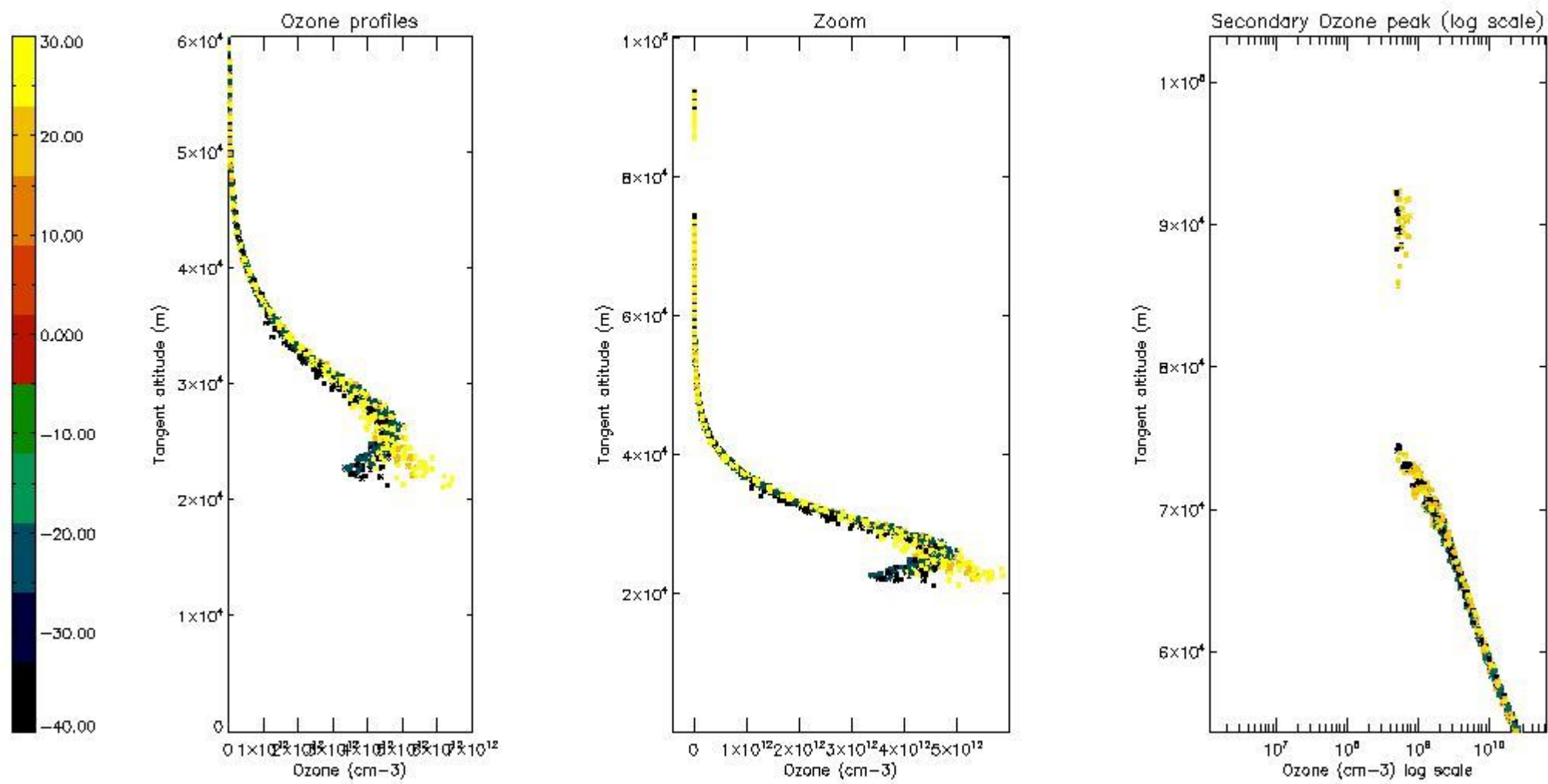
5.4 Plot ozone profiles where $STD < 10\%$ (dark without errors)

The colorbar represents the latitude.



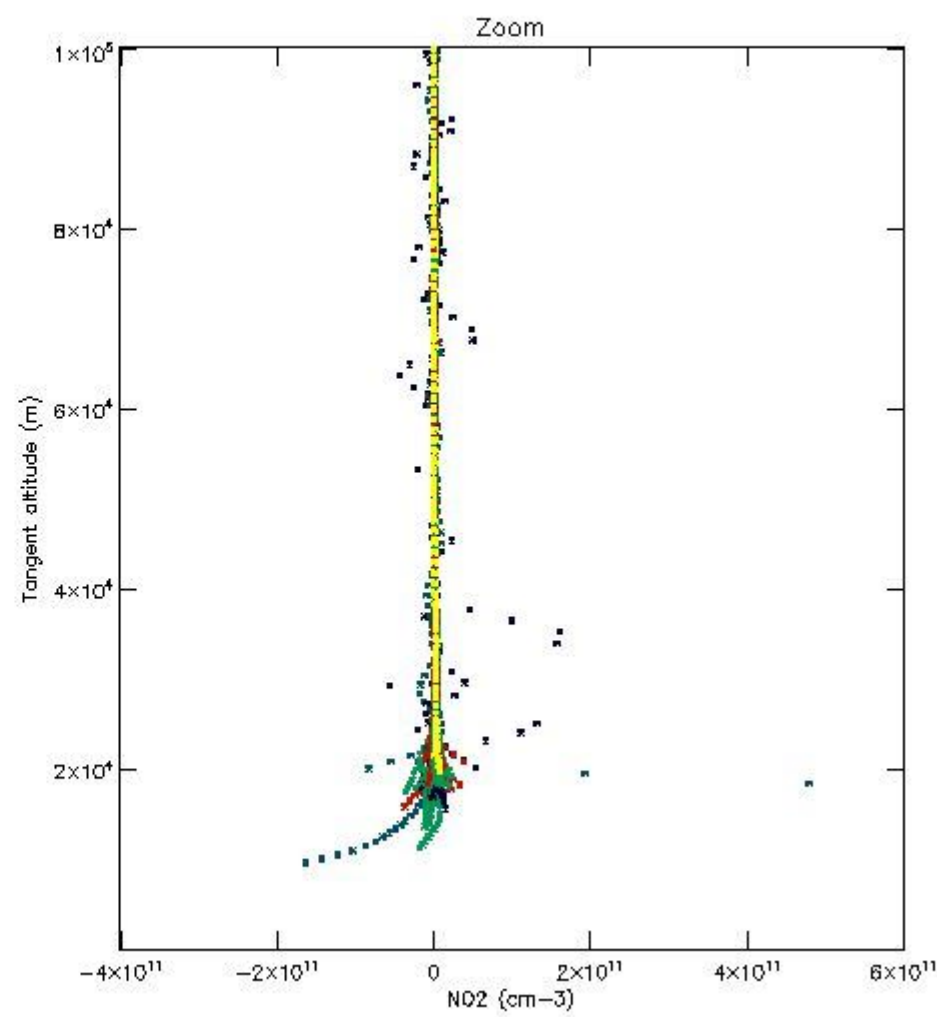
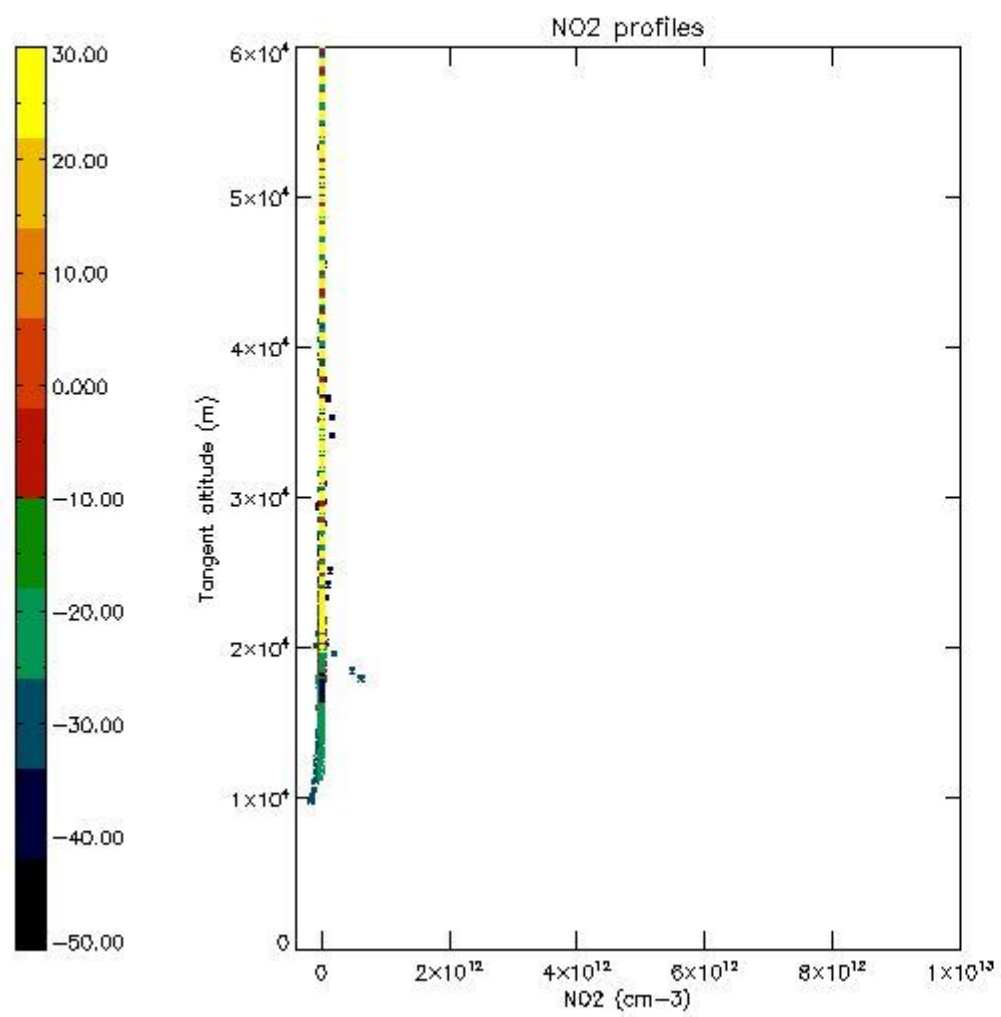
5.5 Plot ozone profiles where $STD < 5\%$ (dark without errors)

The colorbar represents the latitude.



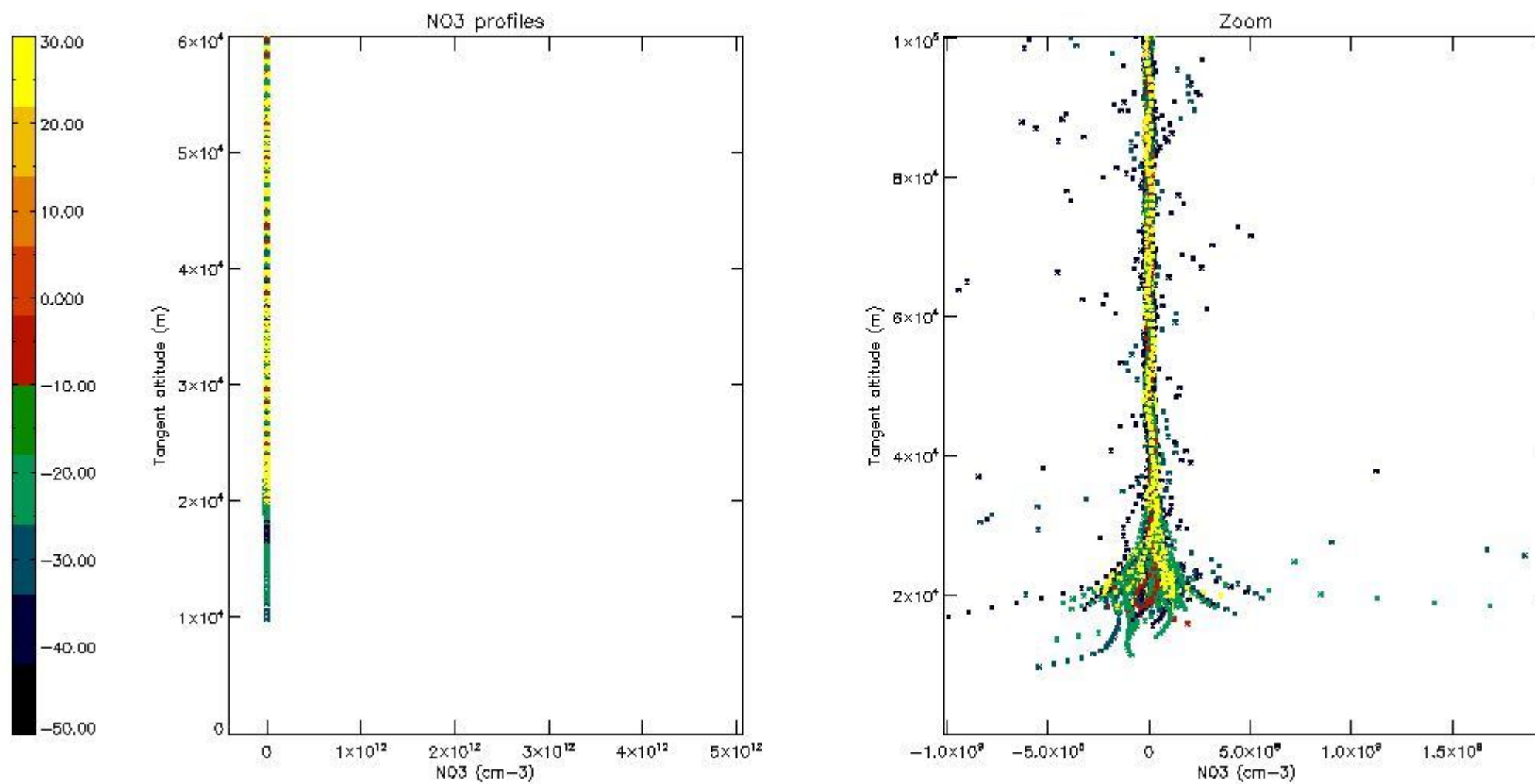
5.6 Plot NO₂ profiles for all STD (dark without errors)

The colorbar represents the latitude.



5.7 Plot NO3 profiles for all STD (dark without errors)

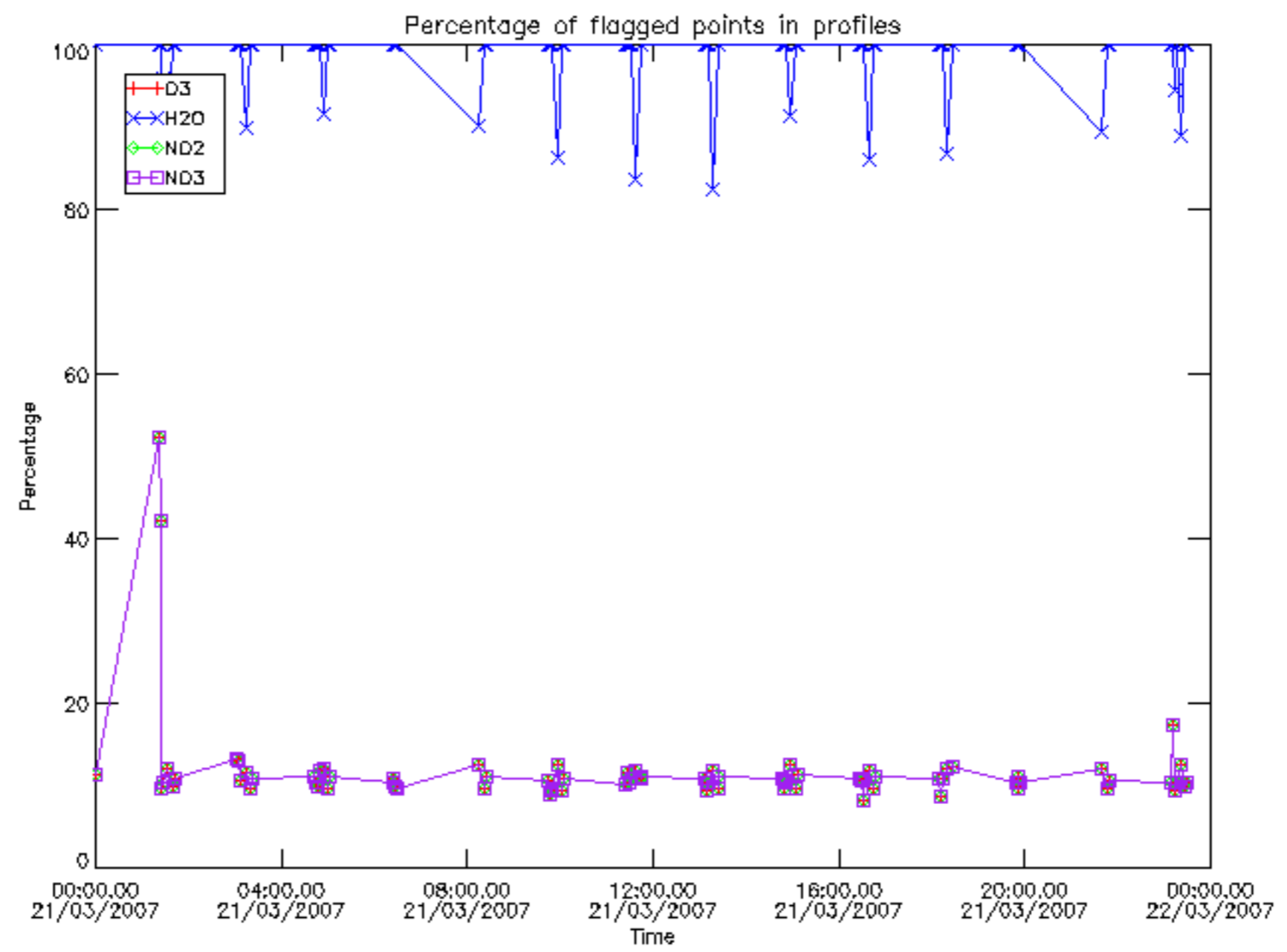
The colorbar represents the latitude.



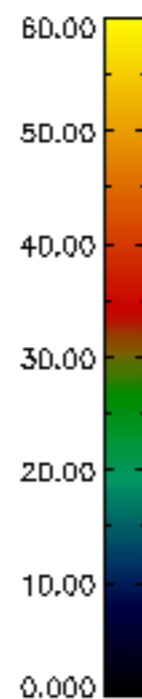
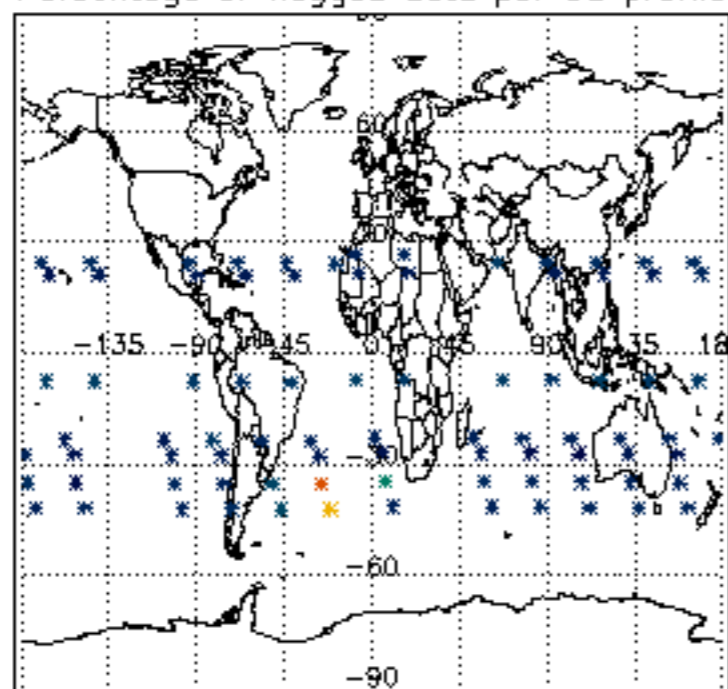
6. Auxiliary Data Files used for the production reported in section 2

The number reported in the third column indicates since which file (see list in section 2) the corresponding auxiliary file has been used. The fourth column is the date of those product files.

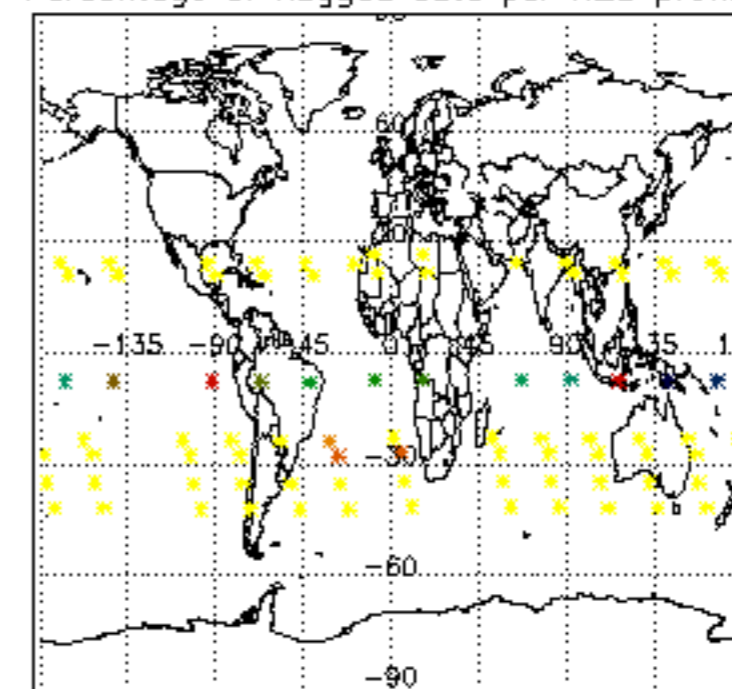
Type	Auxiliary Filename	Used since product	Used since product date
INST_PHYS_CHARACTERISTICS	GOM_INS_AXVIEC20091111_143220_20030716_120000_20500101_000000	1	21-MAR-2007 00:00:51
LEVEL-2_PROC_CONFIG	GOM_PR2_AXVIEC20091111_152718_20020301_000000_20500101_000000	1	21-MAR-2007 00:00:51
CROSS_SECTIONS_FILE	GOM_CRS_AXVIEC20091111_154832_20020301_000000_20500101_000000	1	21-MAR-2007 00:00:51



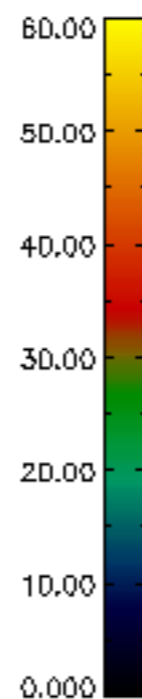
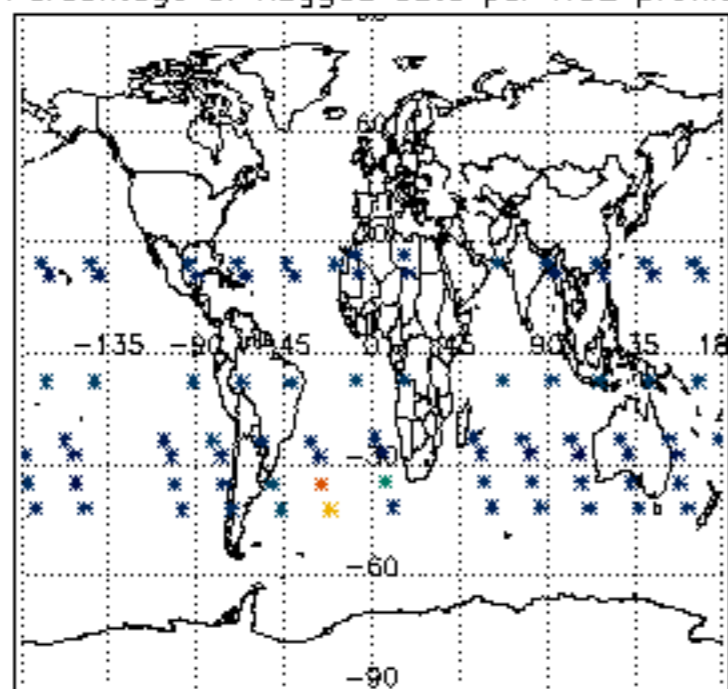
Percentage of flagged data per D3 profile



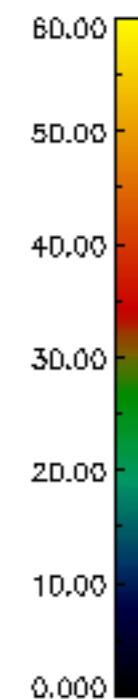
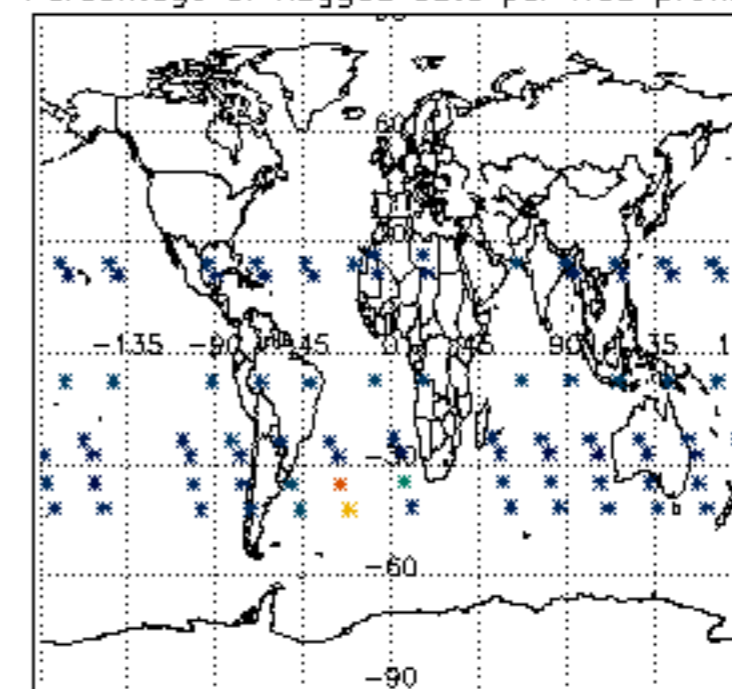
Percentage of flagged data per H2O profile

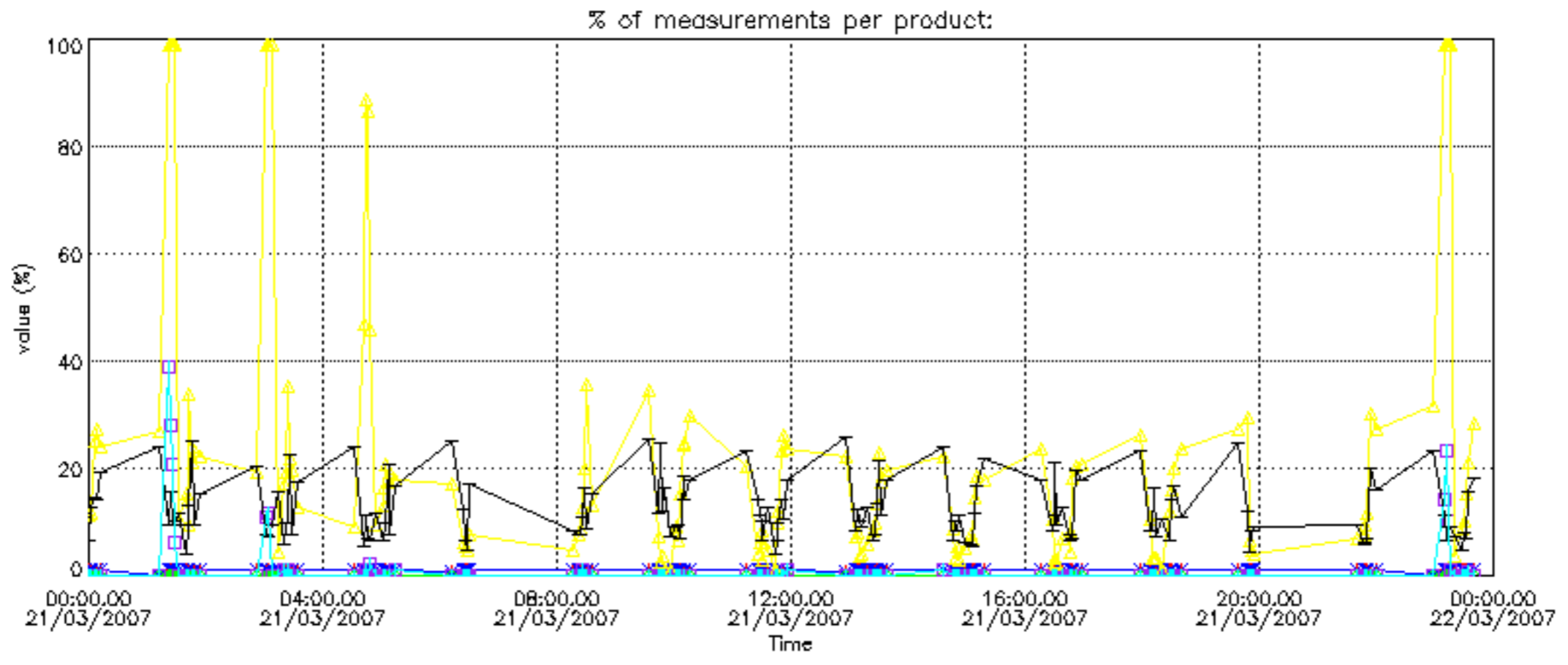
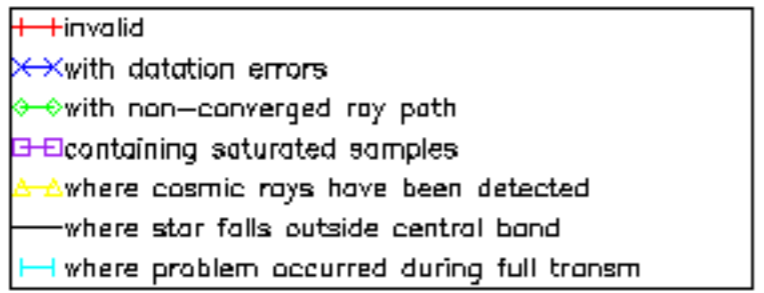


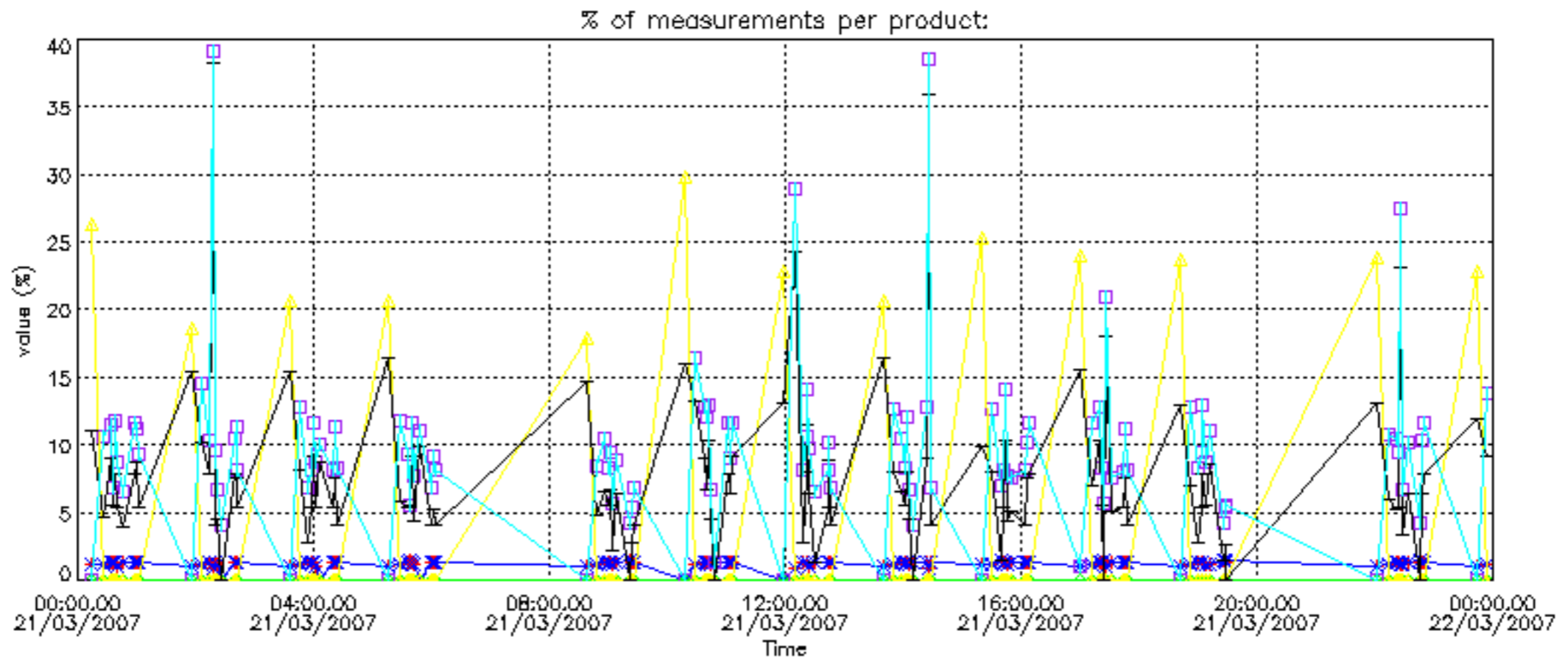
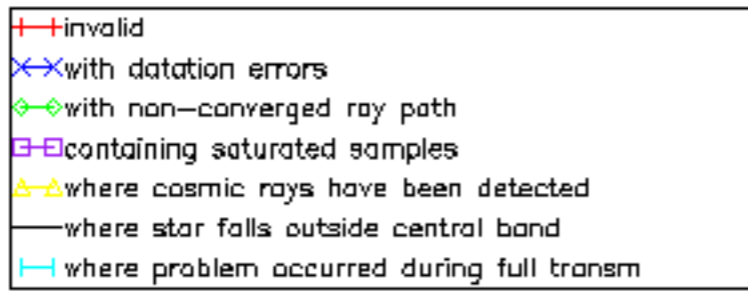
Percentage of flagged data per NO2 profile



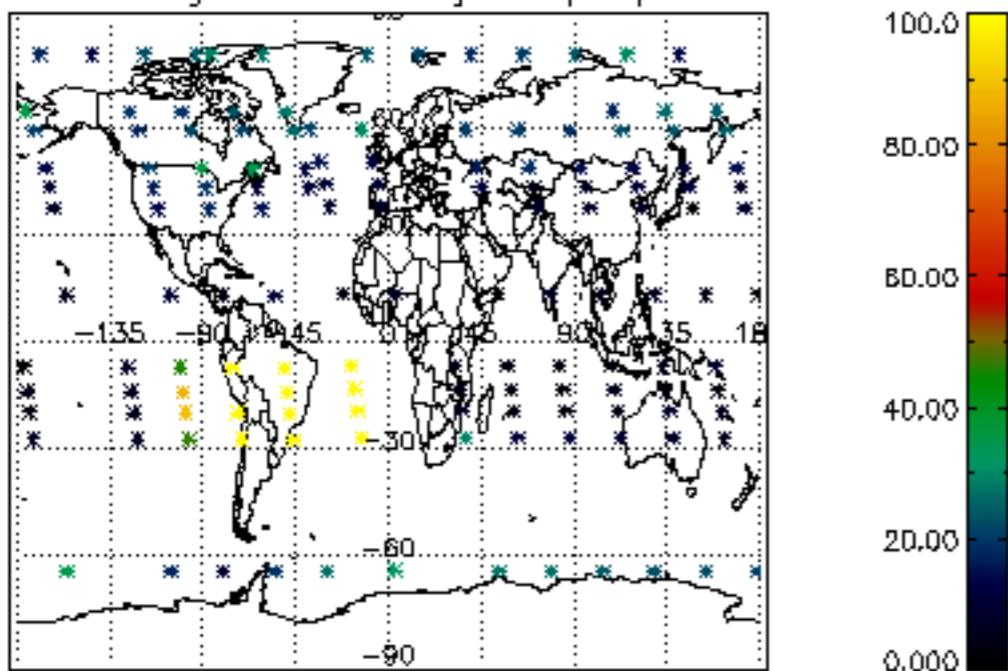
Percentage of flagged data per NO3 profile



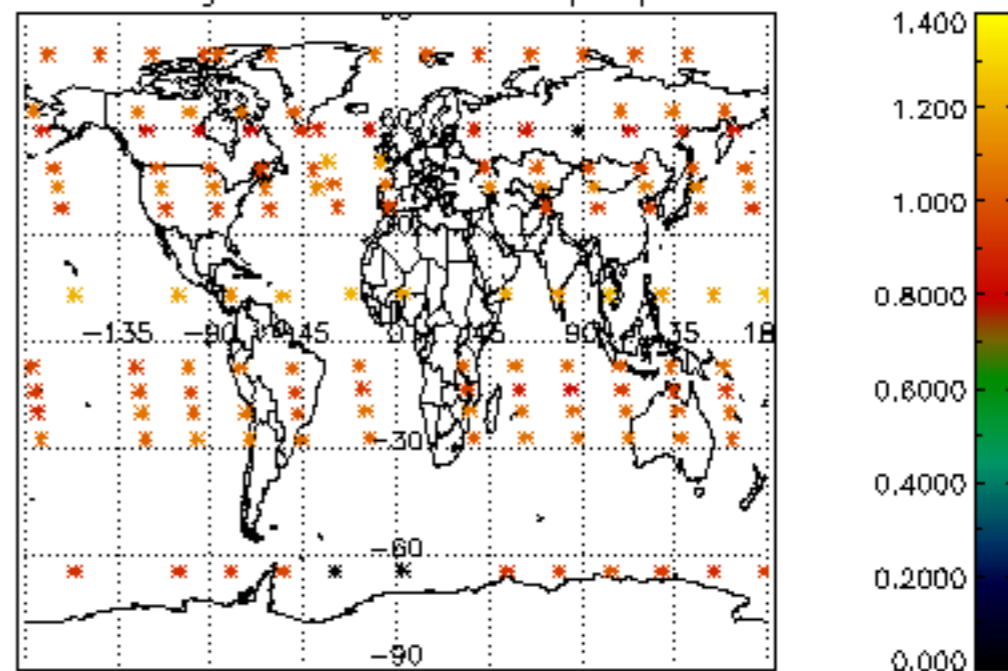




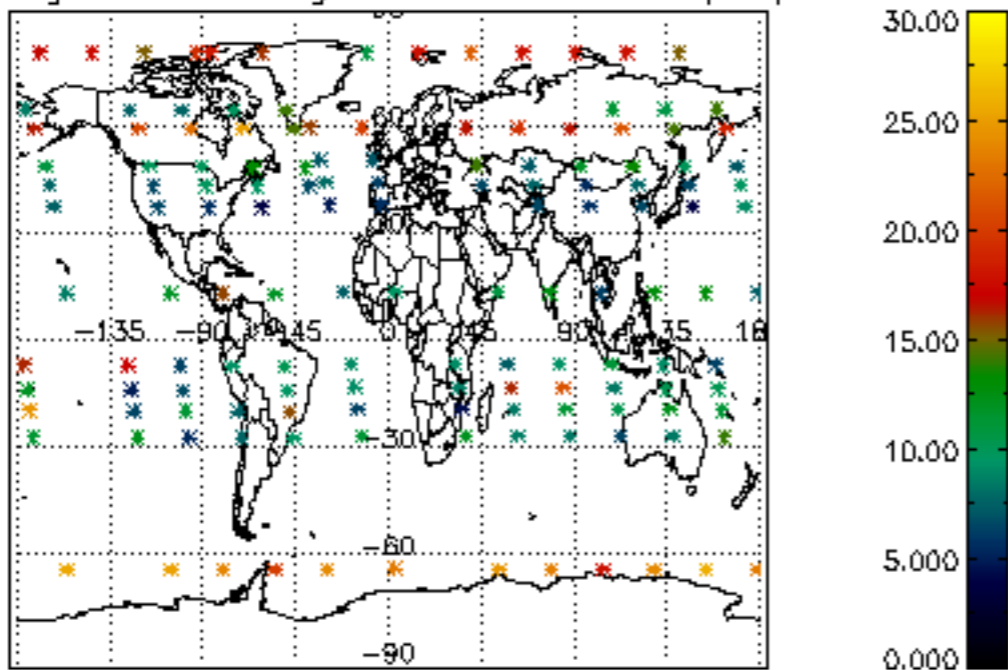
Percentage of cosmic ray hits per profile



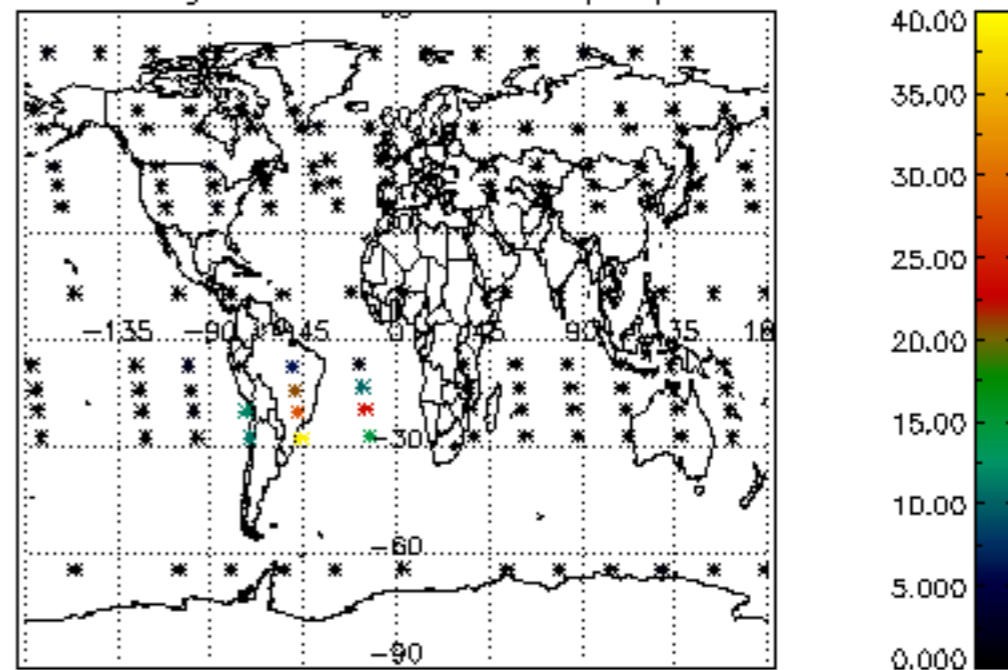
Percentage of datation errors per profile



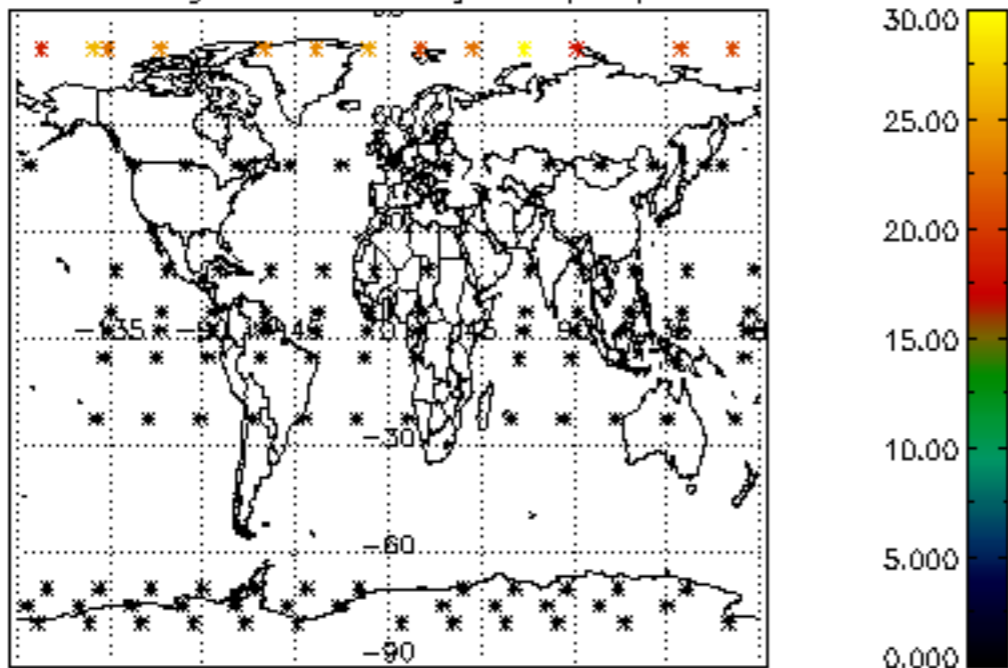
Percentage of star falling outside central band per profile



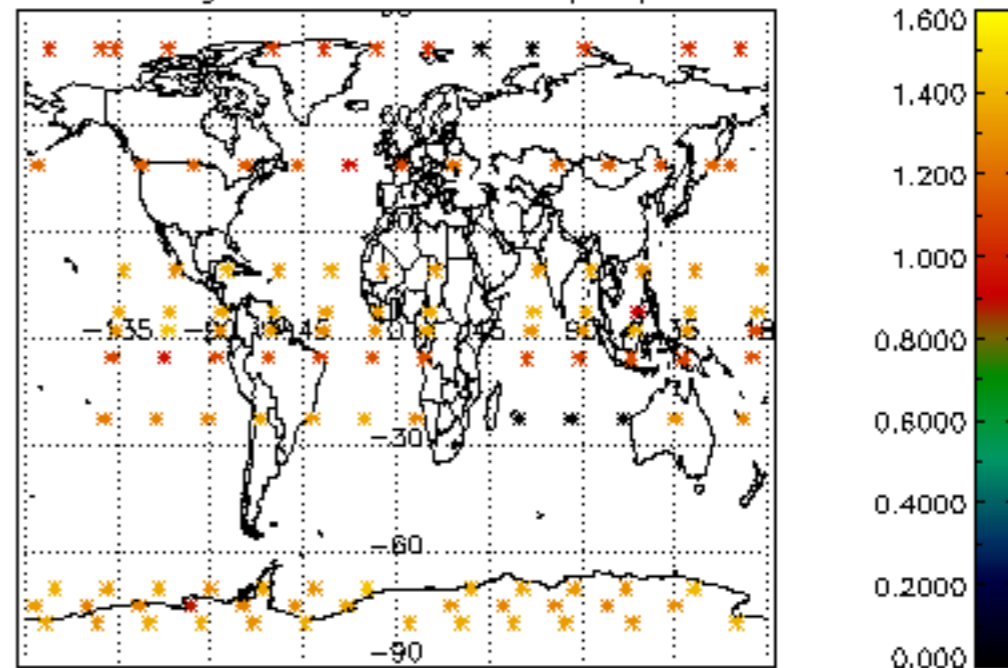
Percentage of saturation errors per profile



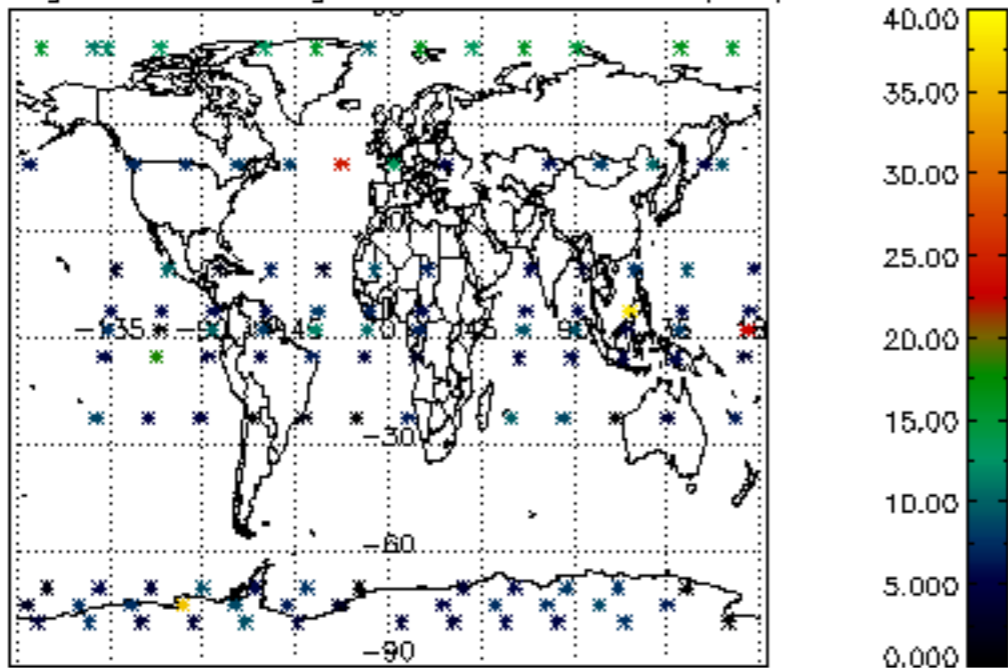
Percentage of cosmic ray hits per profile



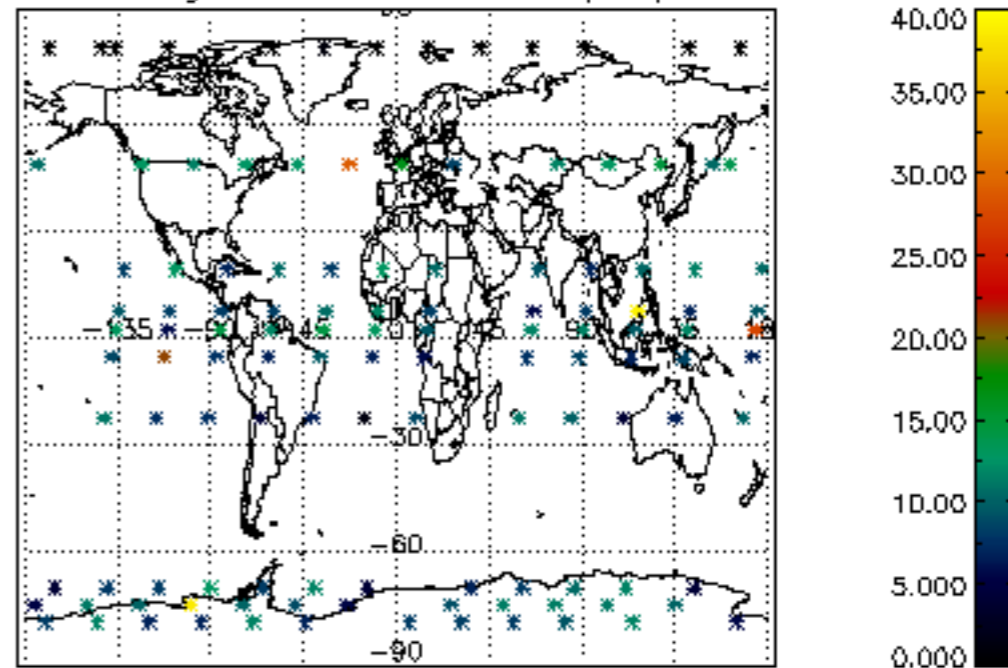
Percentage of datation errors per profile

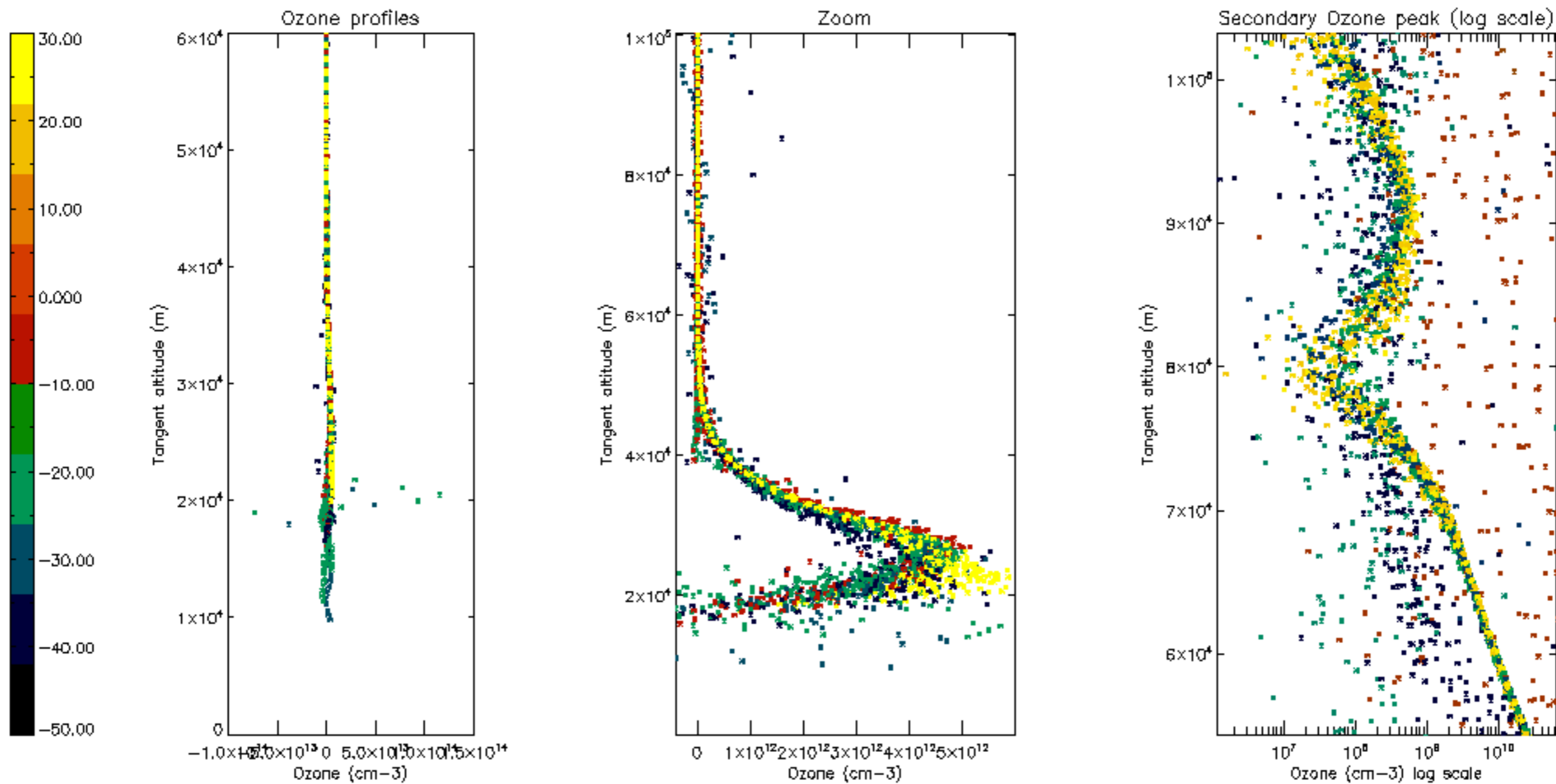


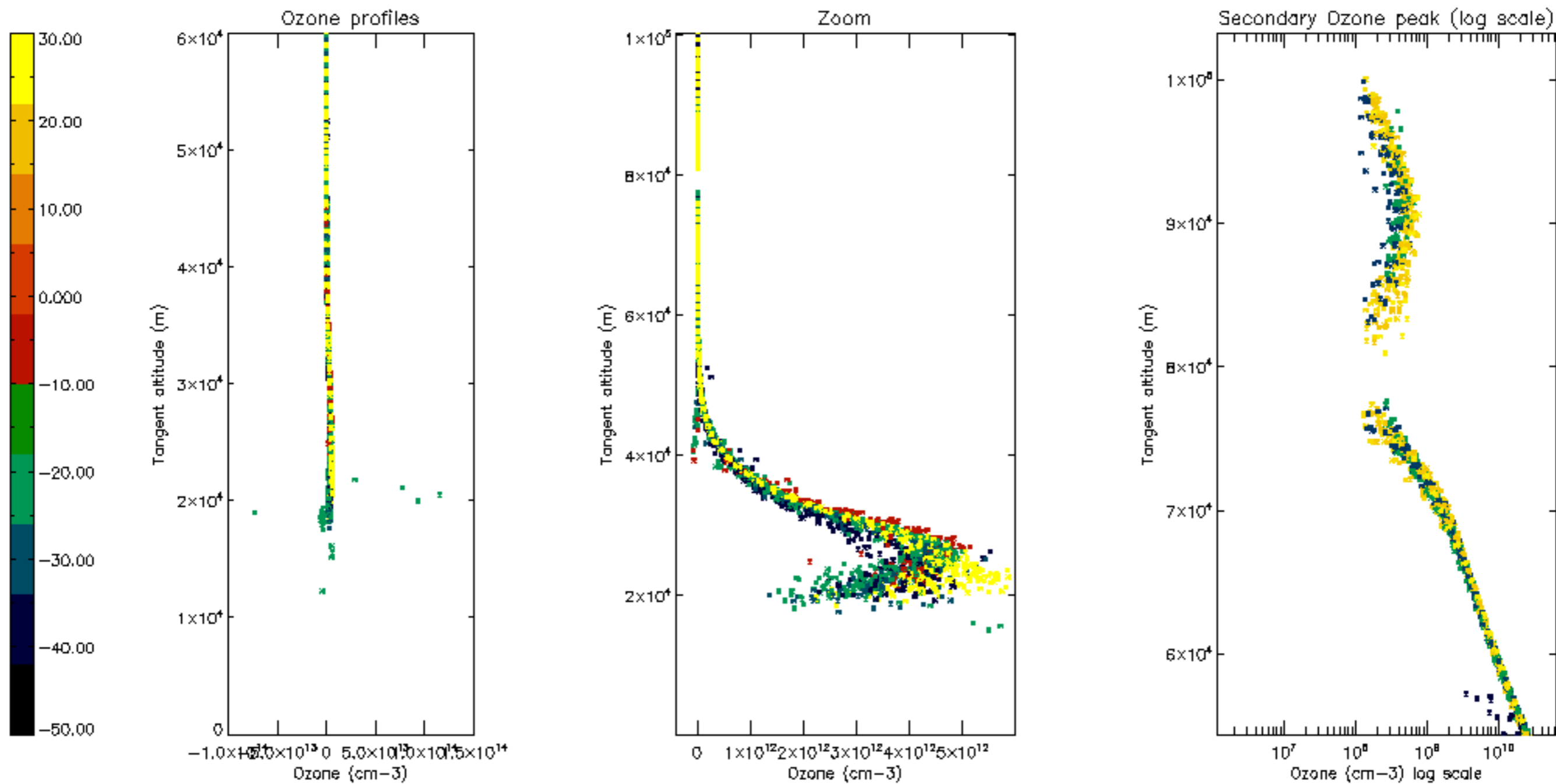
Percentage of star falling outside central band per profile

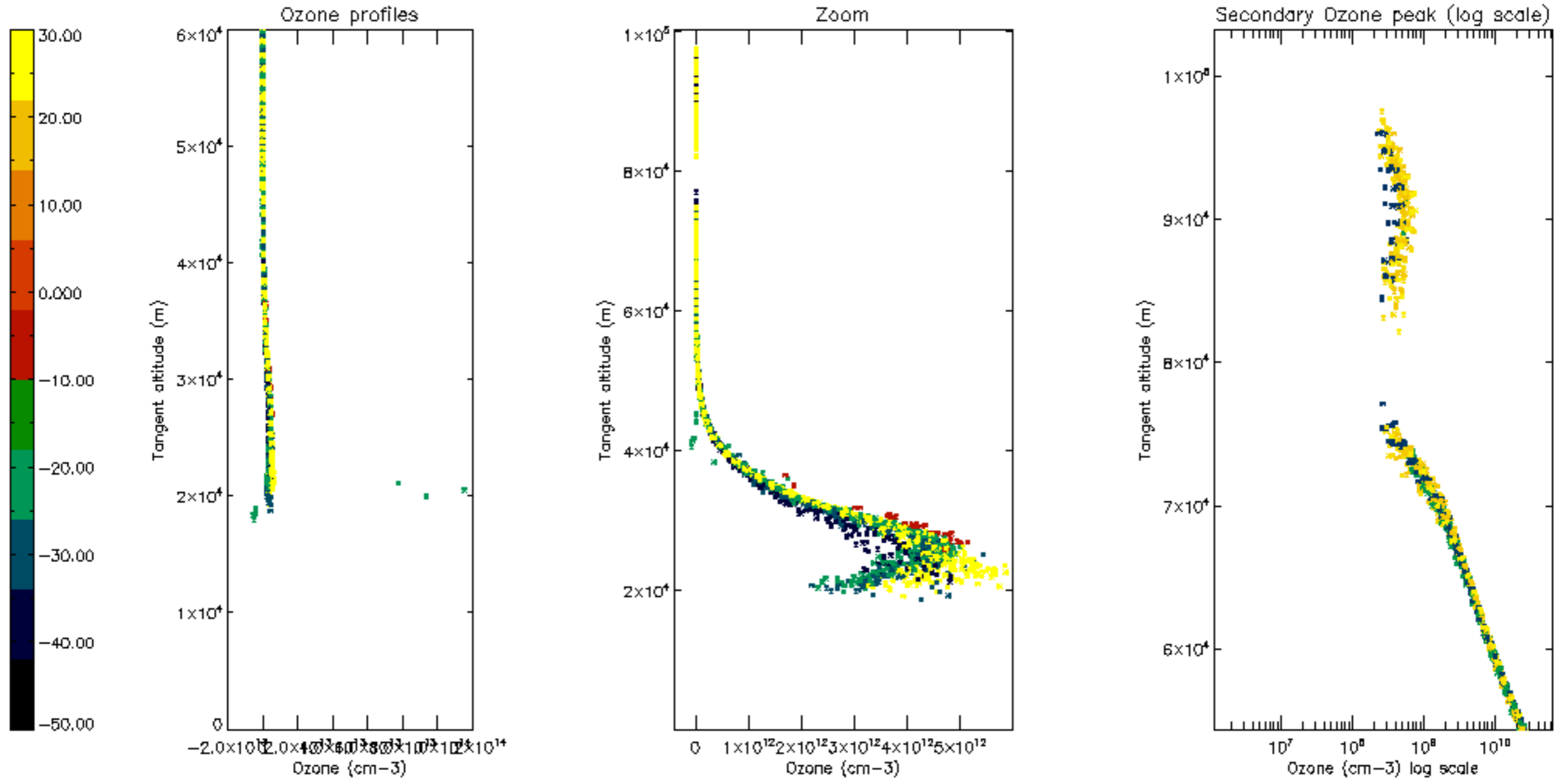


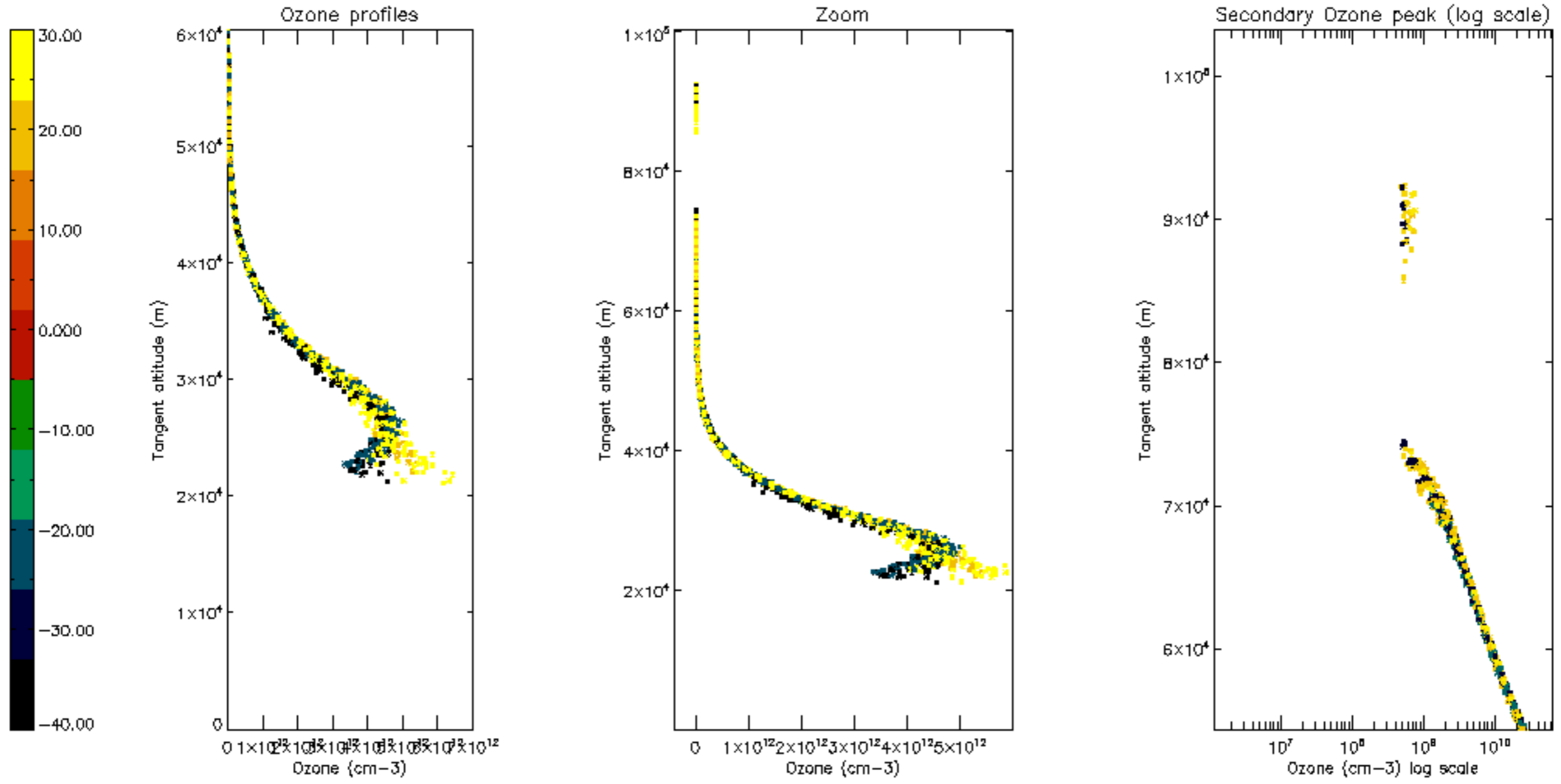
Percentage of saturation errors per profile

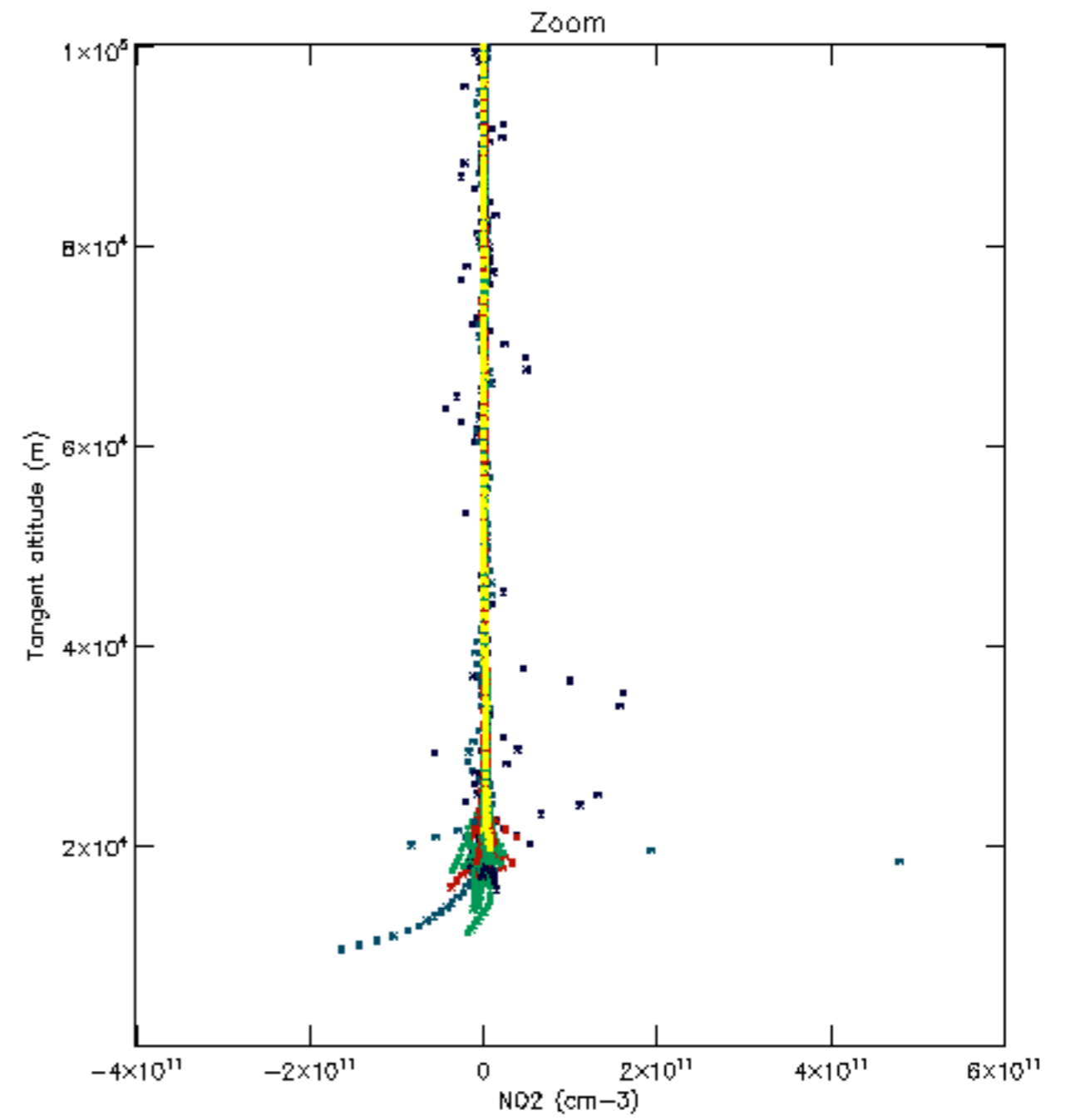
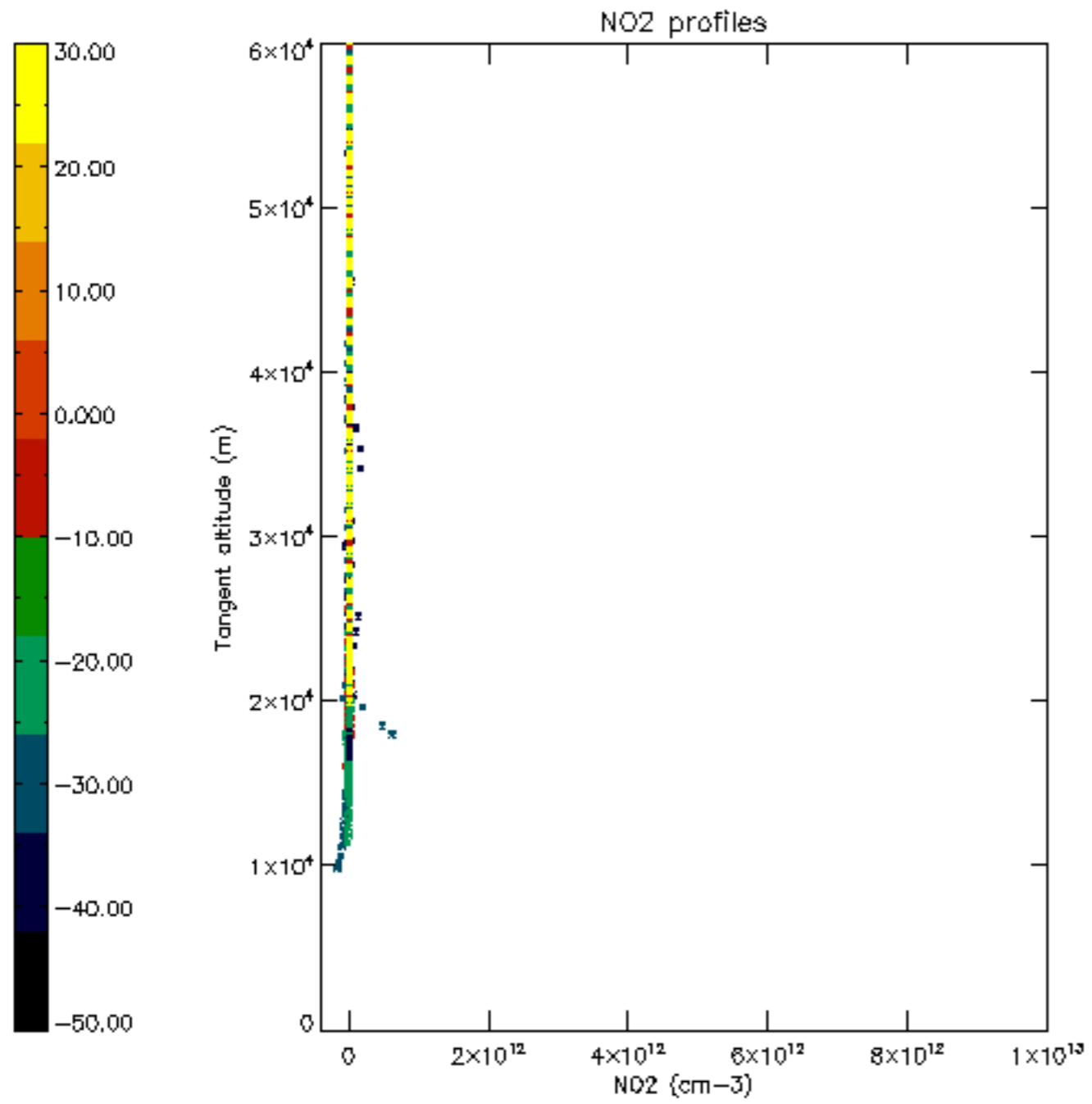


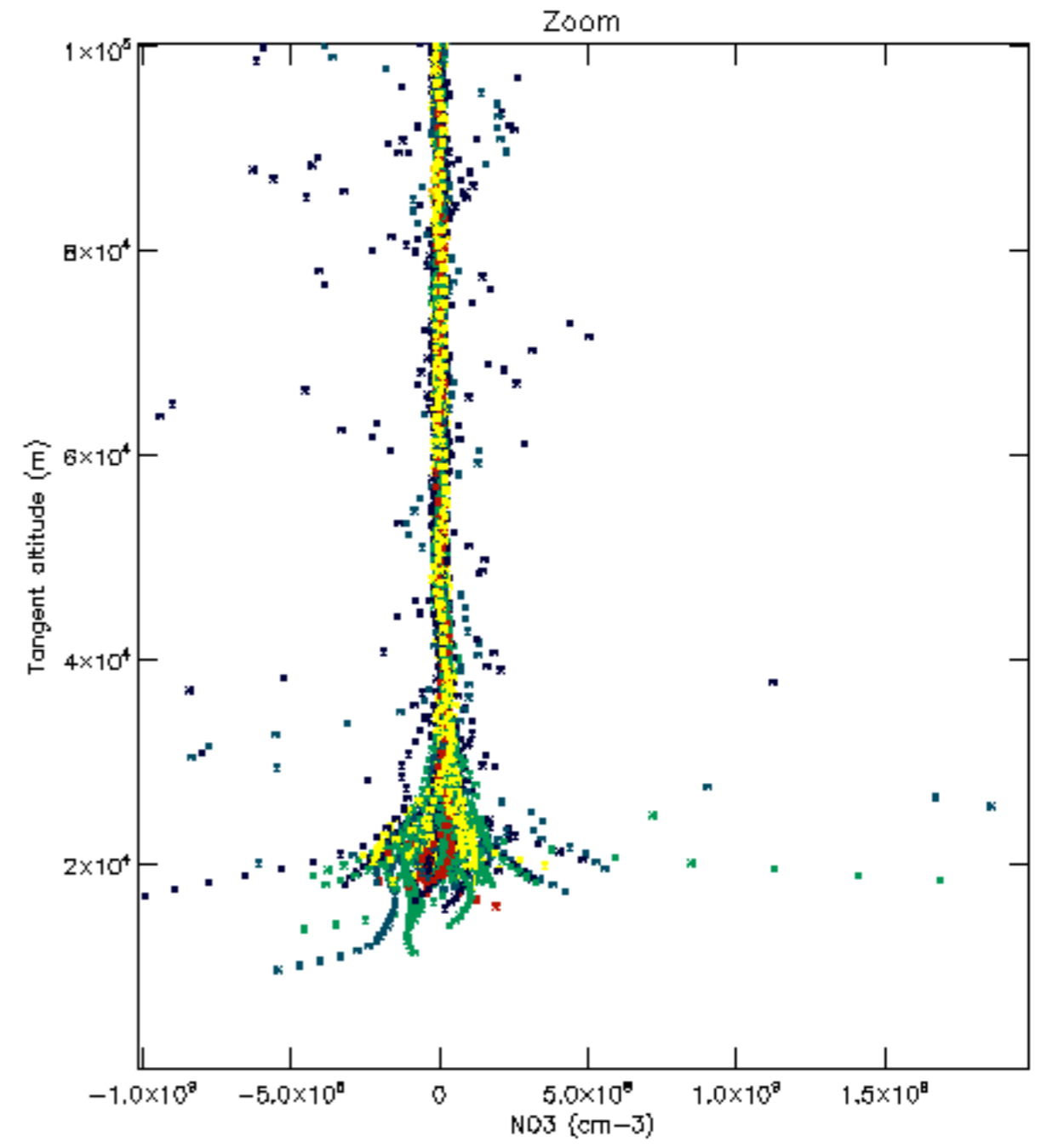
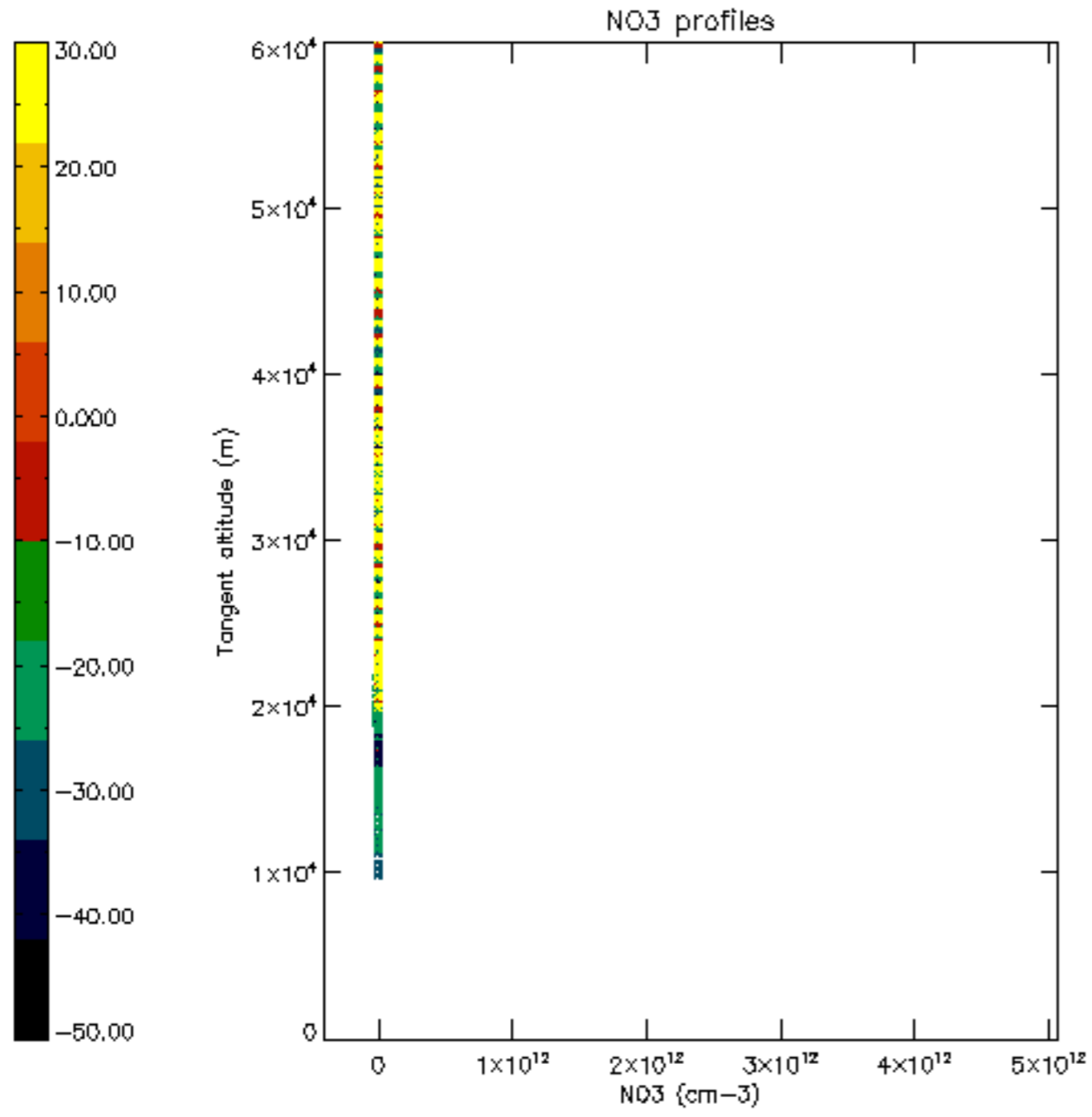


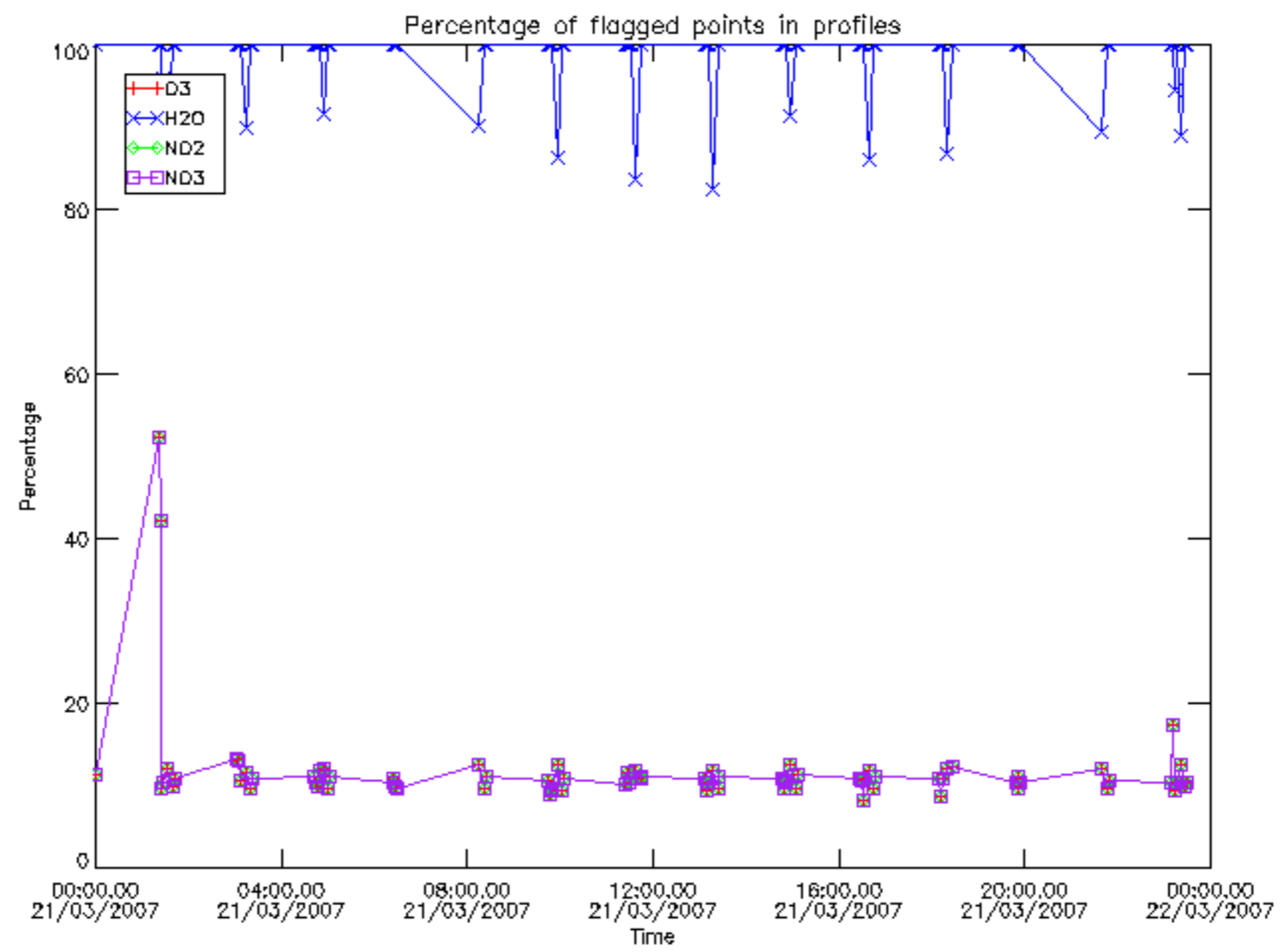




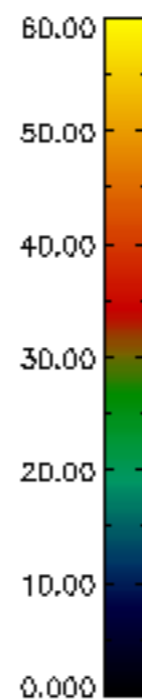
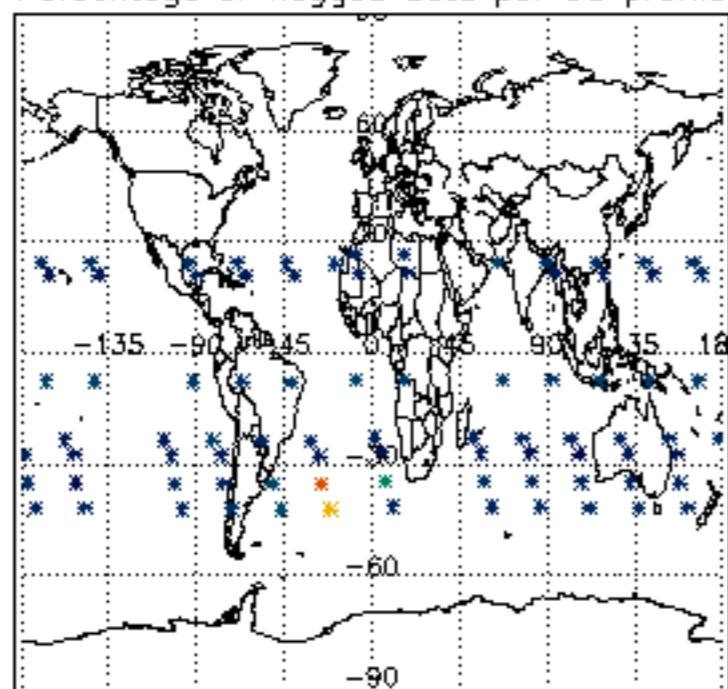




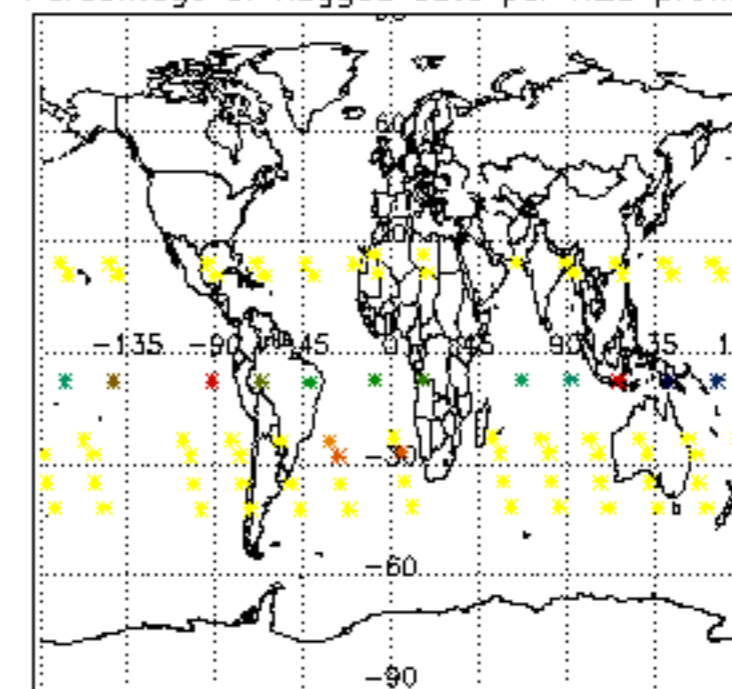




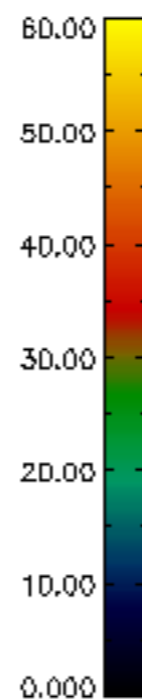
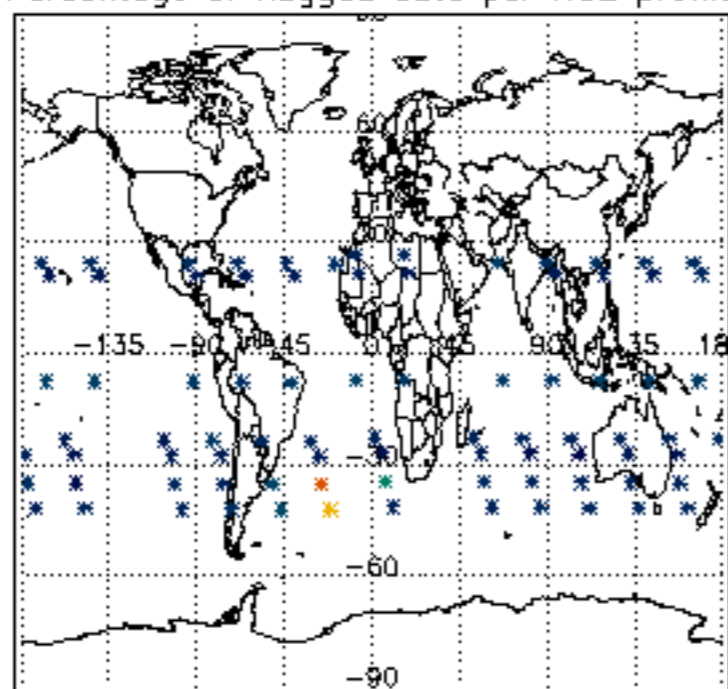
Percentage of flagged data per D3 profile



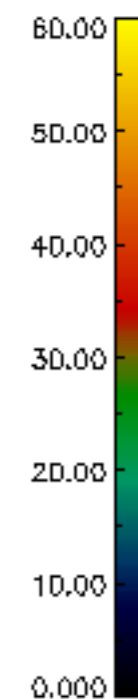
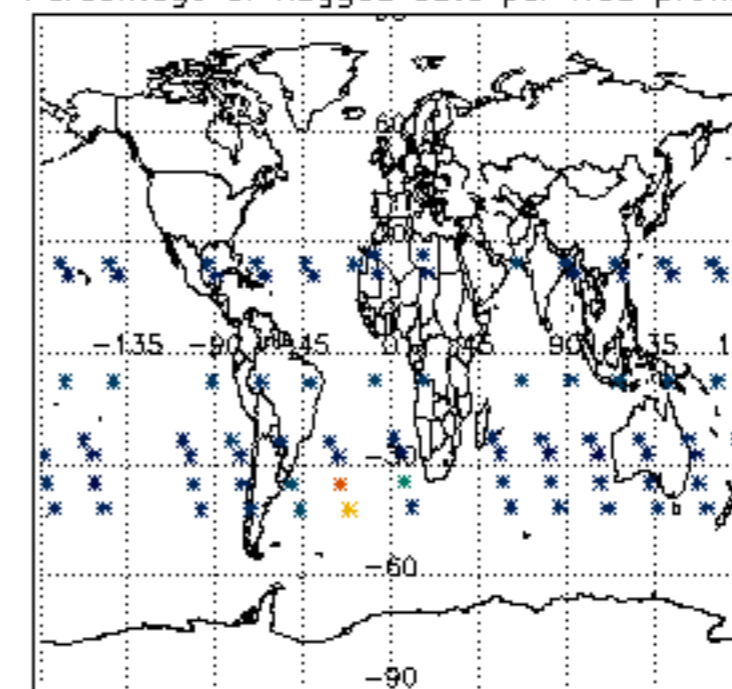
Percentage of flagged data per H2O profile

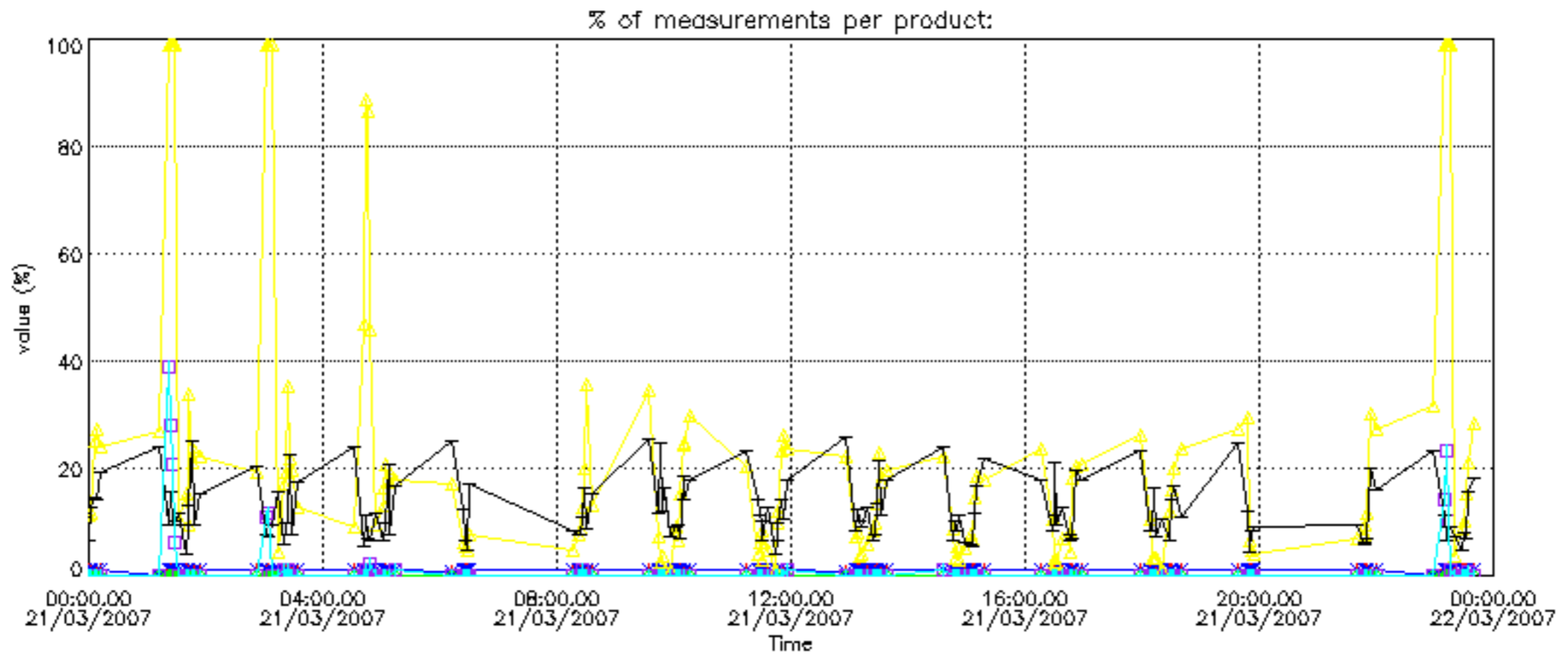
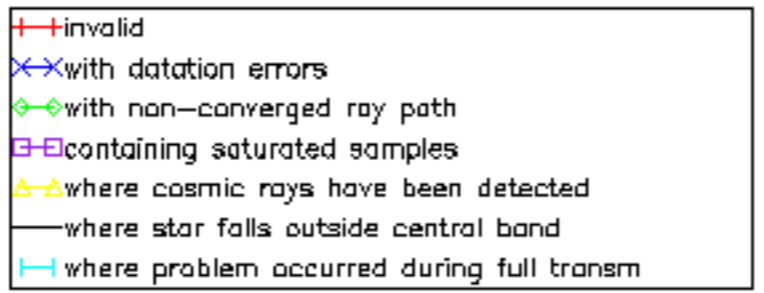


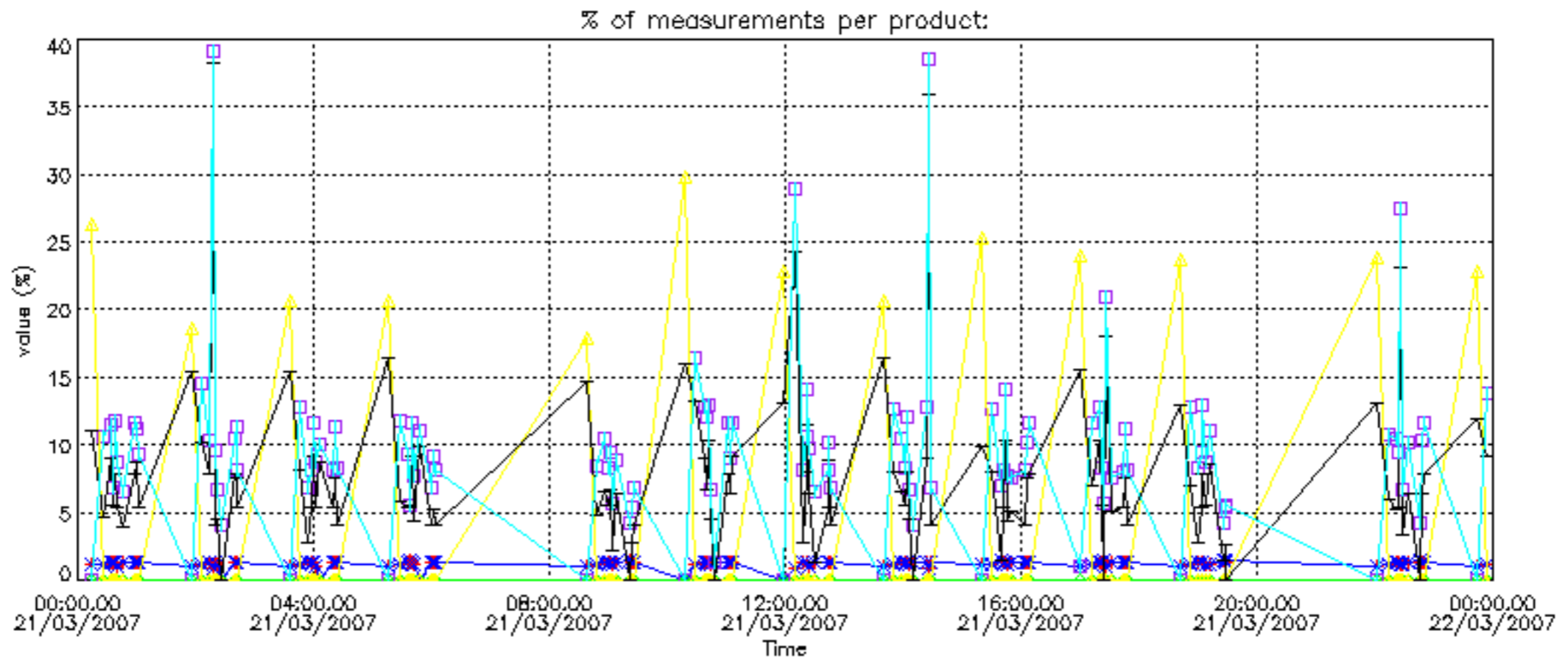
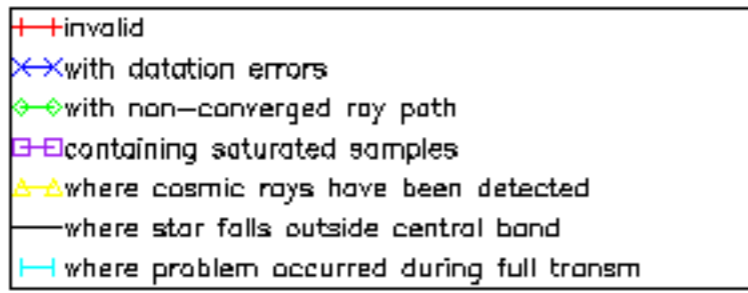
Percentage of flagged data per NO2 profile



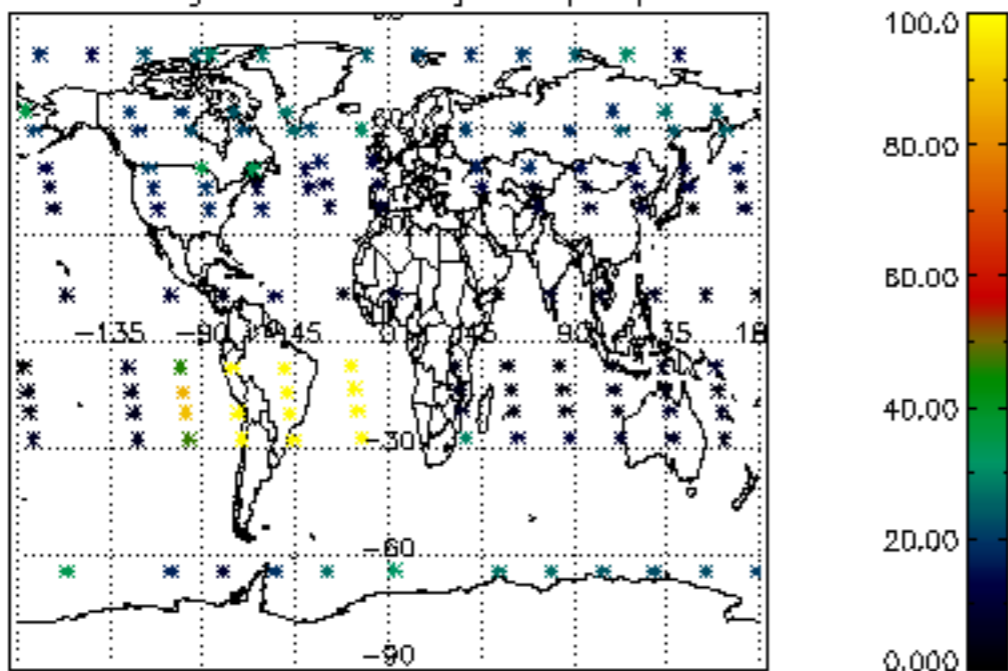
Percentage of flagged data per NO3 profile



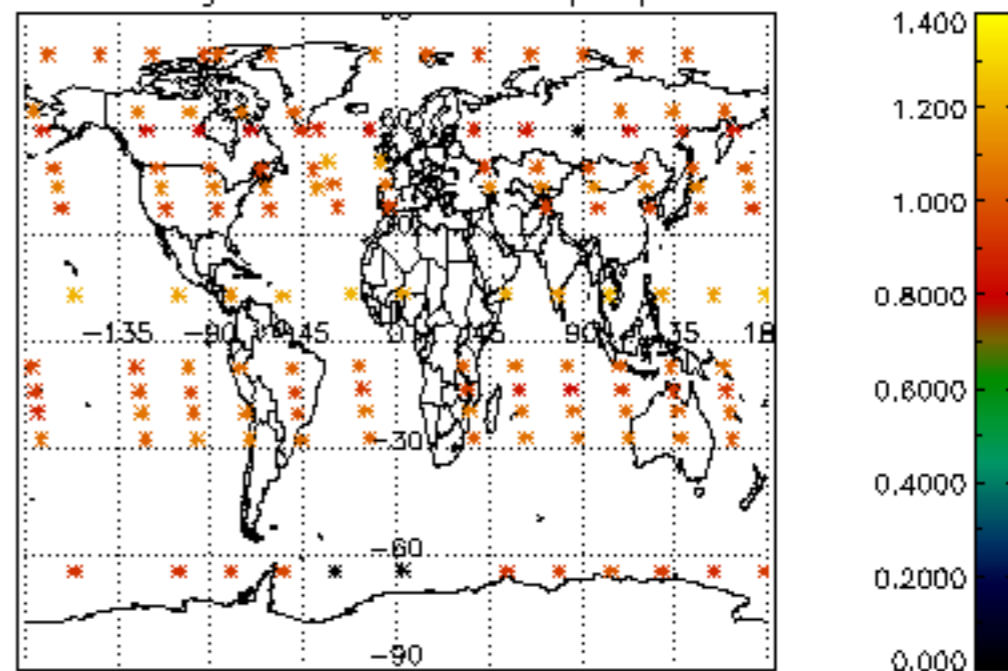




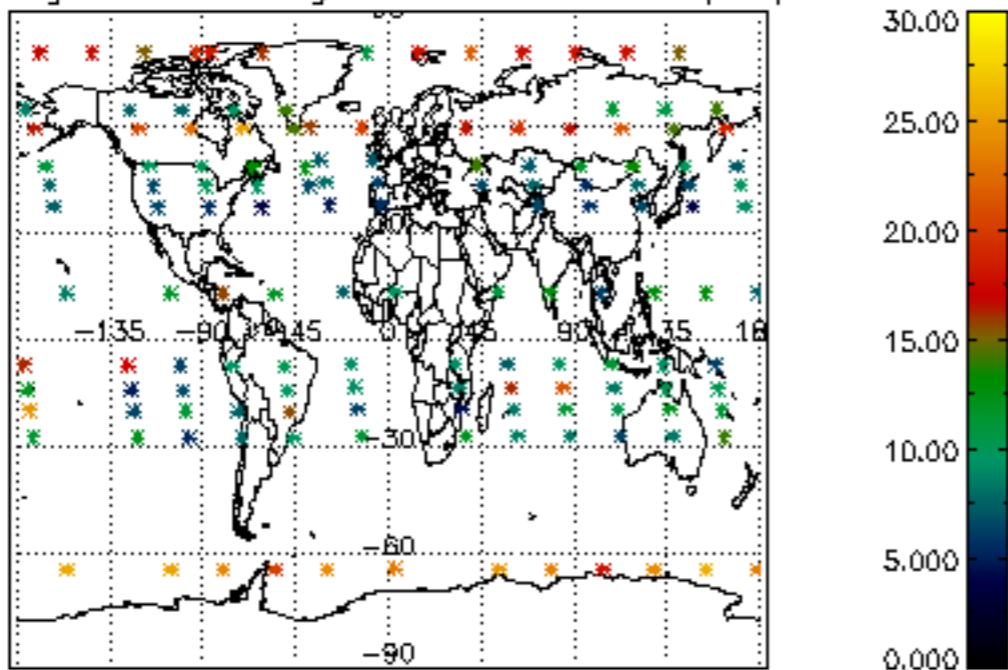
Percentage of cosmic ray hits per profile



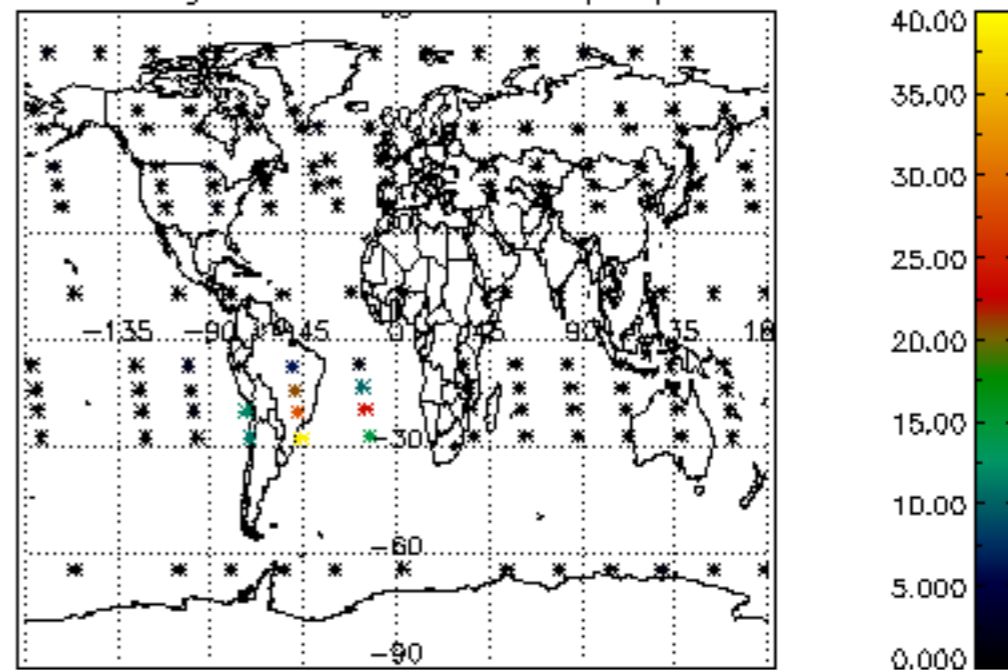
Percentage of datation errors per profile



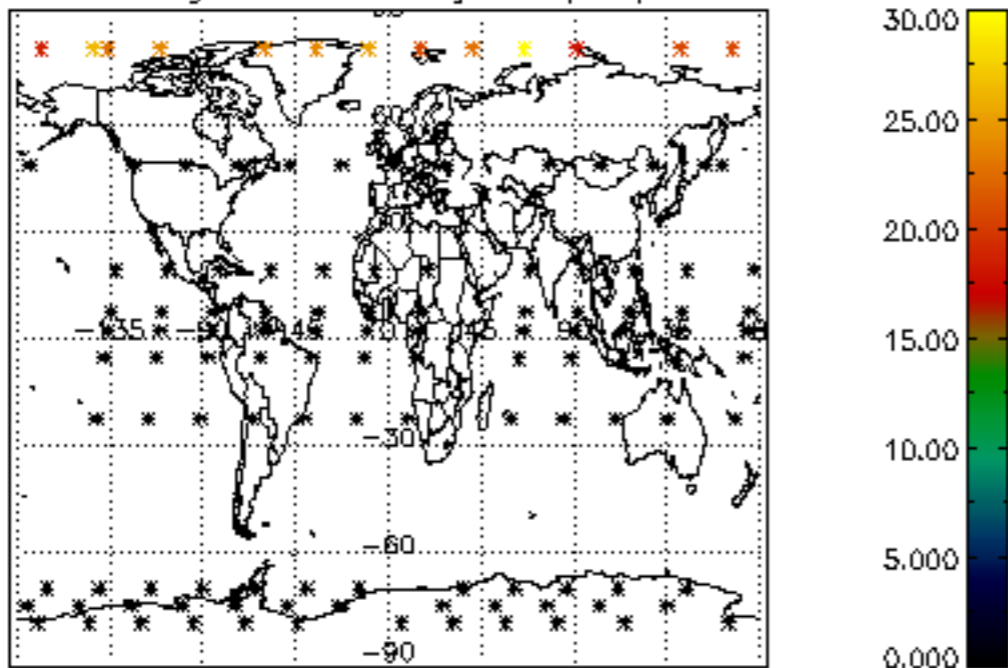
Percentage of star falling outside central band per profile



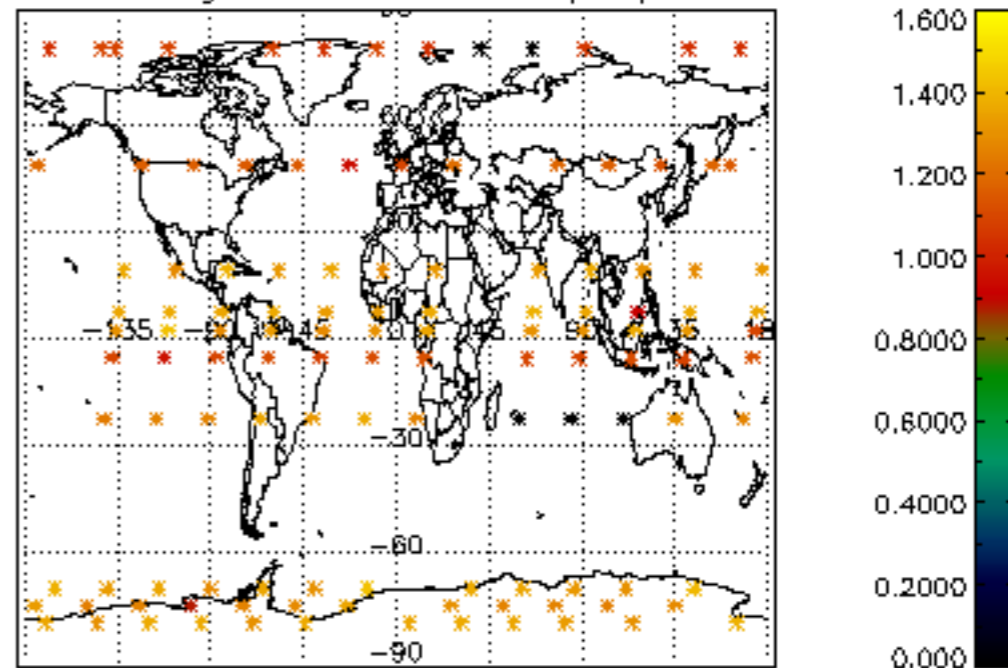
Percentage of saturation errors per profile



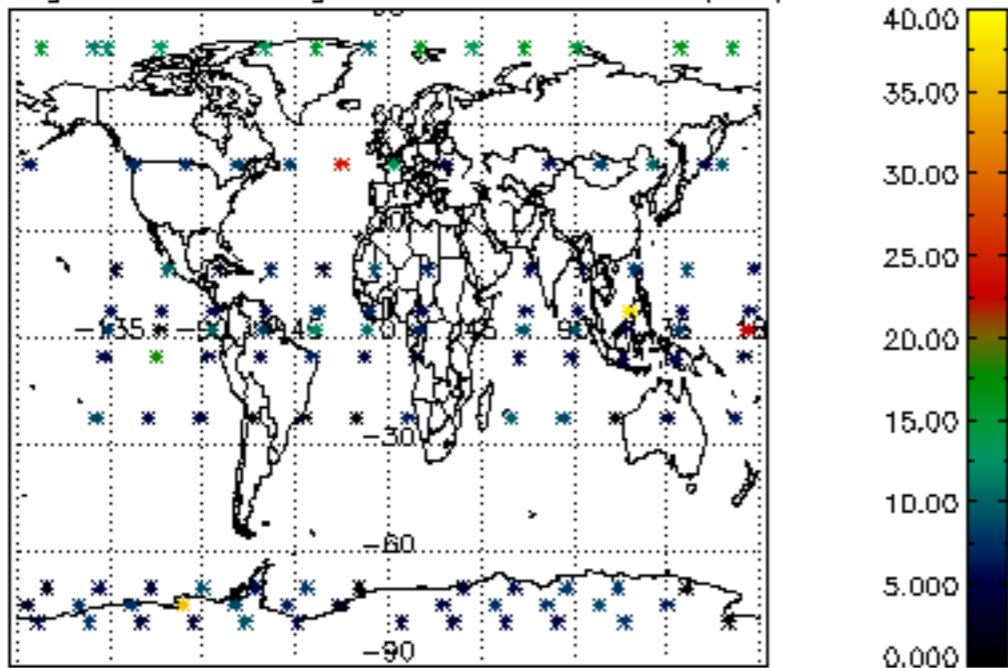
Percentage of cosmic ray hits per profile



Percentage of datation errors per profile



Percentage of star falling outside central band per profile



Percentage of saturation errors per profile

