

GOMOS Level 2 Daily Report

SUMMARY

[1. General Info](#)

[2. Summary of processed GOM_NL_2P products](#)

[3. Level 2 Quality information per product](#)

[3.1 Plot of level 2 quality information per product \(time dependant\)](#)

[3.2 Plot of level 2 quality information per product \(world map\)](#)

[4. Level 1 Quality information per product \(stored on level 2 products\)](#)

[4.1 Plot of level 1 quality information per product \(time dependant\)](#)

[4.1.1 Plot of level 1 quality information per product \(time dependant\): ASCENDING](#)

[4.1.2 Plot of level 1 quality information per product \(time dependant\): DESCENDING](#)

[4.2 Plot of level 1 quality information per product \(world map\)](#)

[4.2.1 Plot of level 1 quality information per product \(world map\): ASCENDING](#)

[4.2.2 Plot of level 1 quality information per product \(world map\): DESCENDING](#)

[5. Ozone profiles based on quality statistics and other trace gas profiles](#)

[5.1 Ozone statistics based on quality of products](#)

[5.2 Plot ozone profiles for all STD \(dark without errors\)](#)

[5.3 Plot ozone profiles where STD < 20% \(dark without errors\)](#)

[5.4. Plot ozone profiles where STD < 10% \(dark without errors\)](#)

[5.5. Plot ozone profiles where STD < 5% \(dark without errors\)](#)

[5.6 Plot NO2 profiles for all STD \(dark without errors\)](#)

[5.7 Plot NO3 profiles for all STD \(dark without errors\)](#)

[5.8 Plot H2O profiles \(only for occultations of stars 1,2,3,4,13,14,16,26,63 dark without errors\) for all STD](#)

[6. Auxiliary Data Files used for the production reported in section 2](#)

This report presents the daily analysis on parameters extracted from GOMOS level 2 data (GOM_NL__2P). It is intended to monitor some important parameters that will impact the quality of these products. A list of level 2 products (and content) that have arrived during the reporting day to the PCF is also given.

Item	Value
Time of report generation	22APR2013 17:33:32
Data source version	GOMOS/6.01
Start time of products	19-03-2007 (19MAR2007 00:00:00)
Stop time of products	20-03-2007 (20MAR2007 00:00:00)
Store outputs in DB	Yes
Nb of level 2 prods	240
Nb of prods with errors	0

2. Summary of processed GOM_NL__2P products.

Nr	Filename	UTC Start time	Limb	Duration	Star Id	Star Name	Star Mag	Star Temp	Nb Meas	Orbit	Prod. error
1	GOM_NL__2PRFIN20070319_000108_000000372056_00288_26394_1667.N1	19-MAR-2007 00:01:08	Bright	37.000	36	50Alp UMa	1.8000	6300.0	74	26394	No
2	GOM_NL__2PRFIN20070319_000335_000000252056_00288_26394_1668.N1	19-MAR-2007 00:03:35	Twilight	25.000	55	79Zet UMa	2.0600	10200.	50	26394	No
3	GOM_NL__2PRFIN20070319_000808_000000402056_00288_26394_1669.N1	19-MAR-2007 00:08:08	Bright	39.500	60	7Bet UMi	2.0810	3950.0	79	26394	No
4	GOM_NL__2PRFIN20070319_001204_000000262056_00288_26394_1670.N1	19-MAR-2007 00:12:04	Twilight	26.000	119	14Eta Dra	2.7270	4700.0	52	26394	No
5	GOM_NL__2PRFIN20070319_002140_000000392056_00288_26394_1671.N1	19-MAR-2007 00:21:40	Bright	39.000	144	18Del Cyg	2.8600	11000.	78	26394	No
6	GOM_NL__2PRFIN20070319_002311_000000402056_00288_26394_1672.N1	19-MAR-2007 00:23:11	Bright	39.500	66	37Gam Cyg	2.2080	5900.0	79	26394	No
7	GOM_NL__2PRFIN20070319_003327_000000542056_00288_26394_1673.N1	19-MAR-2007 00:33:27	Twilight	54.000	11	53Alp Aql	0.76500	8000.0	108	26394	No
8	GOM_NL__2PRFIN20070319_004351_000000452056_00288_26394_1674.N1	19-MAR-2007 00:43:51	Dark	45.000	155	41Pi Sgr	2.9000	6600.0	90	26394	No
9	GOM_NL__2PRFIN20070319_004555_000000472056_00288_26394_1675.N1	19-MAR-2007 00:45:55	Dark	46.500	57	34Sig Sgr	2.0660	26000.	93	26394	No
10	GOM_NL__2PRFIN20070319_004726_000000542056_00288_26394_1676.N1	19-MAR-2007 00:47:26	Dark	54.000	137	22Lam Sgr	2.8240	4400.0	108	26394	No
11	GOM_NL__2PRFIN20070319_004926_000000482056_00288_26394_1677.N1	19-MAR-2007 00:49:26	Dark	47.500	38	20Eps Sgr	1.8360	11000.	95	26394	No
12	GOM_NL__2PRFIN20070319_005516_000000452056_00289_26395_1675.N1	19-MAR-2007 00:55:16	Dark	44.500	141	Bet Ara	2.8400	4600.0	89	26395	No
13	GOM_NL__2PRFIN20070319_010152_000000532056_00289_26395_1676.N1	19-MAR-2007 01:01:52	Dark	52.500	131	Gam Lup	2.8000	26000.	105	26395	No
14	GOM_NL__2PRFIN20070319_010344_000000502056_00289_26395_1677.N1	19-MAR-2007 01:03:44	Dark	50.000	78	Alp Lup	2.3040	28000.	100	26395	No
15	GOM_NL__2PRFIN20070319_010513_000000532056_00289_26395_1678.N1	19-MAR-2007 01:05:13	Straylight	53.000	81	Eta Cen	2.3560	28000.	106	26395	No
16	GOM_NL__2PRFIN20070319_010818_000000592056_00289_26395_1679.N1	19-MAR-2007 01:08:18	Straylight	58.500	54	5The Cen	2.0550	4500.0	117	26395	No
17	GOM_NL__2PRFIN20070319_011000_000000472056_00289_26395_1680.N1	19-MAR-2007 01:10:00	Straylight	46.500	123	lot Cen	2.7500	10200.	93	26395	No
18	GOM_NL__2PRFIN20070319_011537_000000522056_00289_26395_1681.N1	19-MAR-2007 01:15:37	Straylight	51.500	106	9Bet Crv	2.6480	5600.0	103	26395	No
19	GOM_NL__2PRFIN20070319_011752_000000482056_00289_26395_1682.N1	19-MAR-2007 01:17:52	Twilight	48.000	100	4Gam Crv	2.5800	13100.	96	26395	No
20	GOM_NL__2PRFIN20070319_012845_000000452056_00289_26395_1683.N1	19-MAR-2007 01:28:45	Bright	45.000	62	94Bet Leo	2.1360	9700.0	90	26395	No
21	GOM_NL__2PRFIN20070319_013700_000000392056_00289_26395_1684.N1	19-MAR-2007 01:37:00	Bright	39.000	174	52Psi UMa	3.0040	4400.0	78	26395	No
22	GOM_NL__2PRFIN20070319_014014_000000412056_00289_26395_1685.N1	19-MAR-2007 01:40:14	Bright	41.000	82	48Bet UMa	2.3650	10600.	82	26395	No
23	GOM_NL__2PRFIN20070319_014144_000000352056_00289_26395_1686.N1	19-MAR-2007 01:41:44	Bright	35.000	36	50Alp UMa	1.8000	6300.0	70	26395	No
24	GOM_NL__2PRFIN20070319_014410_000000252056_00289_26395_1687.N1	19-MAR-2007 01:44:10	Twilight	25.000	55	79Zet UMa	2.0600	10200.	50	26395	No
25	GOM_NL__2PRFIN20070319_014844_000000372056_00289_26395_1688.N1	19-MAR-2007 01:48:44	Bright	37.000	60	7Bet UMi	2.0810	3950.0	74	26395	No
26	GOM_NL__2PRFIN20070319_015239_000000262056_00289_26395_1689.N1	19-MAR-2007 01:52:39	Twilight	26.000	119	14Eta Dra	2.7270	4700.0	52	26395	No
27	GOM_NL__2PRFIN20070319_020216_000000402056_00289_26395_1690.N1	19-MAR-2007 02:02:16	Bright	40.000	144	18Del Cyg	2.8600	11000.	80	26395	No
28	GOM_NL__2PRFIN20070319_020347_000000362056_00289_26395_1691.N1	19-MAR-2007 02:03:47	Bright	36.000	66	37Gam Cyg	2.2080	5900.0	72	26395	No
29	GOM_NL__2PRFIN20070319_021403_000000552056_00289_26395_1692.N1	19-MAR-2007 02:14:03	Twilight	54.500	11	53Alp Aql	0.76500	8000.0	109	26395	No
30	GOM_NL__2PRFIN20070319_022428_000000472056_00289_26395_1693.N1	19-MAR-2007 02:24:28	Dark	47.000	155	41Pi Sgr	2.9000	6600.0	94	26395	No
31	GOM_NL__2PRFIN20070319_022632_000000472056_00289_26395_1694.N1	19-MAR-2007 02:26:32	Dark	47.000	57	34Sig Sgr	2.0660	26000.	94	26395	No
32	GOM_NL__2PRFIN20070319_022804_000000572056_00289_26395_1695.N1	19-MAR-2007 02:28:04	Dark	56.500	137	22Lam Sgr	2.8240	4400.0	113	26395	No
33	GOM_NL__2PRFIN20070319_023003_000000502056_00289_26395_1696.N1	19-MAR-2007 02:30:03	Dark	49.500	38	20Eps Sgr	1.8360	11000.	99	26395	No
34	GOM_NL__2PRFIN20070319_023553_000000412056_00290_26396_1691.N1	19-MAR-2007 02:35:53	Dark	40.500	141	Bet Ara	2.8400	4600.0	81	26396	No
35	GOM_NL__2PRFIN20070319_024229_000000532056_00290_26396_1692.N1	19-MAR-2007 02:42:29	Dark	53.000	131	Gam Lup	2.8000	26000.	106	26396	No
36	GOM_NL__2PRFIN20070319_024420_000000482056_00290_26396_1693.N1	19-MAR-2007 02:44:20	Dark	47.500	78	Alp Lup	2.3040	28000.	95	26396	No
37	GOM_NL__2PRFIN20070319_024550_000000502056_00290_26396_1694.N1	19-MAR-2007 02:45:50	Straylight	50.000	81	Eta Cen	2.3560	28000.	100	26396	No
38	GOM_NL__2PRFIN20070319_024854_000000562056_00290_26396_1695.N1	19-MAR-2007 02:48:54	Straylight	55.500	54	5The Cen	2.0550	4500.0	111	26396	No
39	GOM_NL__2PRFIN20070319_025037_000000462056_00290_26396_1696.N1	19-MAR-2007 02:50:37	Straylight	46.000	123	lot Cen	2.7500	10200.	92	26396	No
40	GOM_NL__2PRFIN20070319_025614_000000512056_00290_26396_1697.N1	19-MAR-2007 02:56:14	Straylight	50.500	106	9Bet Crv	2.6480	5600.0	101	26396	No
41	GOM_NL__2PRFIN20070319_025828_000000492056_00290_26396_1698.N1	19-MAR-2007 02:58:28	Twilight	48.500	100	4Gam Crv	2.5800	13100.	97	26396	No
42	GOM_NL__2PRFIN20070319_030920_000000462056_00290_26396_1699.N1	19-MAR-2007 03:09:20	Bright	46.000	62	94Bet Leo	2.1360	9700.0	92	26396	No

43	GOM_NL__2PRFIN20070319_031736_000000392056_00290_26396_1700.N1	19-MAR-2007 03:17:36	Bright	39.000	174	52Psi UMa	3.0040	4400.0	78	26396	No
44	GOM_NL__2PRFIN20070319_032049_000000372056_00290_26396_1701.N1	19-MAR-2007 03:20:49	Bright	37.000	82	48Bet UMa	2.3650	10600.	74	26396	No
45	GOM_NL__2PRFIN20070319_032220_000000382056_00290_26396_1702.N1	19-MAR-2007 03:22:20	Bright	37.500	36	50Alp UMa	1.8000	6300.0	75	26396	No
46	GOM_NL__2PRFIN20070319_032445_000000292056_00290_26396_1703.N1	19-MAR-2007 03:24:45	Tw_i_and_stray	29.000	55	79Zet UMa	2.0600	10200.	58	26396	No
47	GOM_NL__2PRFIN20070319_032919_000000402056_00290_26396_1704.N1	19-MAR-2007 03:29:19	Bright	39.500	60	7Bet UMi	2.0810	3950.0	79	26396	No
48	GOM_NL__2PRFIN20070319_033314_000000252056_00290_26396_1705.N1	19-MAR-2007 03:33:14	Tw_i_and_stray	25.000	119	14Eta Dra	2.7270	4700.0	50	26396	No
49	GOM_NL__2PRFIN20070319_034252_000000382056_00290_26396_1706.N1	19-MAR-2007 03:42:52	Bright	38.000	144	18Del Cyg	2.8600	11000.	76	26396	No
50	GOM_NL__2PRFIN20070319_034423_000000562056_00290_26396_1707.N1	19-MAR-2007 03:44:23	Bright	56.000	66	37Gam Cyg	2.2080	5900.0	112	26396	No
51	GOM_NL__2PRFIN20070319_035440_000000522056_00290_26396_1708.N1	19-MAR-2007 03:54:40	Tw_i_and_stray	51.500	11	53Alp Aql	0.76500	8000.0	103	26396	No
52	GOM_NL__2PRFIN20070319_040505_000000452056_00290_26396_1709.N1	19-MAR-2007 04:05:05	Dark	45.000	155	41Pi Sgr	2.9000	6600.0	90	26396	No
53	GOM_NL__2PRFIN20070319_040709_000000482056_00290_26396_1710.N1	19-MAR-2007 04:07:09	Dark	48.000	57	34Sig Sgr	2.0660	26000.	96	26396	No
54	GOM_NL__2PRFIN20070319_040841_000000532056_00290_26396_1711.N1	19-MAR-2007 04:08:41	Dark	52.500	137	22Lam Sgr	2.8240	4400.0	105	26396	No
55	GOM_NL__2PRFIN20070319_041040_000000492056_00290_26396_1712.N1	19-MAR-2007 04:10:40	Dark	48.500	38	20Eps Sgr	1.8360	11000.	97	26396	No
56	GOM_NL__2PRFIN20070319_041630_000000412056_00291_26397_1702.N1	19-MAR-2007 04:16:30	Dark	41.000	141	Bet Ara	2.8400	4600.0	82	26397	No
57	GOM_NL__2PRFIN20070319_042306_000000532056_00291_26397_1703.N1	19-MAR-2007 04:23:06	Dark	52.500	131	Gam Lup	2.8000	26000.	105	26397	No
58	GOM_NL__2PRFIN20070319_042457_000000472056_00291_26397_1704.N1	19-MAR-2007 04:24:57	Dark	46.500	78	Alp Lup	2.3040	28000.	93	26397	No
59	GOM_NL__2PRFIN20070319_042627_000000492056_00291_26397_1705.N1	19-MAR-2007 04:26:27	Straylight	49.000	81	Eta Cen	2.3560	28000.	98	26397	No
60	GOM_NL__2PRFIN20070319_042931_000000592056_00291_26397_1706.N1	19-MAR-2007 04:29:31	Straylight	58.500	54	5The Cen	2.0550	4500.0	117	26397	No
61	GOM_NL__2PRFIN20070319_043113_000000492056_00291_26397_1707.N1	19-MAR-2007 04:31:13	Straylight	48.500	123	lot Cen	2.7500	10200.	97	26397	No
62	GOM_NL__2PRFIN20070319_043650_000000542056_00291_26397_1708.N1	19-MAR-2007 04:36:50	Straylight	53.500	106	9Bet Crv	2.6480	5600.0	107	26397	No
63	GOM_NL__2PRFIN20070319_043905_000000512056_00291_26397_1709.N1	19-MAR-2007 04:39:05	Tw_i_and_stray	50.500	100	4Gam Crv	2.5800	13100.	101	26397	No
64	GOM_NL__2PRFIN20070319_044956_000000452056_00291_26397_1710.N1	19-MAR-2007 04:49:56	Bright	44.500	62	94Bet Leo	2.1360	9700.0	89	26397	No
65	GOM_NL__2PRFIN20070319_045812_000000392056_00291_26397_1711.N1	19-MAR-2007 04:58:12	Bright	38.500	174	52Psi UMa	3.0040	4400.0	77	26397	No
66	GOM_NL__2PRFIN20070319_050125_000000372056_00291_26397_1712.N1	19-MAR-2007 05:01:25	Bright	36.500	82	48Bet UMa	2.3650	10600.	73	26397	No
67	GOM_NL__2PRFIN20070319_050255_000000362056_00291_26397_1713.N1	19-MAR-2007 05:02:55	Bright	36.000	36	50Alp UMa	1.8000	6300.0	72	26397	No
68	GOM_NL__2PRFIN20070319_050521_000000292056_00291_26397_1714.N1	19-MAR-2007 05:05:21	Tw_i_and_stray	29.000	55	79Zet UMa	2.0600	10200.	58	26397	No
69	GOM_NL__2PRFIN20070319_050955_000000412056_00291_26397_1715.N1	19-MAR-2007 05:09:55	Bright	41.000	60	7Bet UMi	2.0810	3950.0	82	26397	No
70	GOM_NL__2PRFIN20070319_051350_000000252056_00291_26397_1716.N1	19-MAR-2007 05:13:50	Tw_i_and_stray	25.000	119	14Eta Dra	2.7270	4700.0	50	26397	No
71	GOM_NL__2PRFIN20070319_052328_000000592056_00291_26397_1717.N1	19-MAR-2007 05:23:28	Bright	59.000	144	18Del Cyg	2.8600	11000.	118	26397	No
72	GOM_NL__2PRFIN20070319_052459_000000392056_00291_26397_1718.N1	19-MAR-2007 05:24:59	Bright	38.500	66	37Gam Cyg	2.2080	5900.0	77	26397	No
73	GOM_NL__2PRFIN20070319_053516_000000502056_00291_26397_1719.N1	19-MAR-2007 05:35:16	Tw_i_and_stray	50.000	11	53Alp Aql	0.76500	8000.0	100	26397	No
74	GOM_NL__2PRFIN20070319_054542_000000462056_00291_26397_1720.N1	19-MAR-2007 05:45:42	Dark	45.500	155	41Pi Sgr	2.9000	6600.0	91	26397	No
75	GOM_NL__2PRFIN20070319_054746_000000512056_00291_26397_1721.N1	19-MAR-2007 05:47:46	Dark	51.000	57	34Sig Sgr	2.0660	26000.	102	26397	No
76	GOM_NL__2PRFIN20070319_054918_000000632056_00291_26397_1722.N1	19-MAR-2007 05:49:18	Dark	63.000	137	22Lam Sgr	2.8240	4400.0	126	26397	No
77	GOM_NL__2PRFIN20070319_055117_000000522056_00291_26397_1723.N1	19-MAR-2007 05:51:17	Dark	51.500	38	20Eps Sgr	1.8360	11000.	103	26397	No
78	GOM_NL__2PRFIN20070319_073743_000000412056_00293_26399_4020.N1	19-MAR-2007 07:37:43	Dark	40.500	141	Bet Ara	2.8400	4600.0	81	26399	No
79	GOM_NL__2PRFIN20070319_074420_000000522056_00293_26399_4021.N1	19-MAR-2007 07:44:20	Dark	52.000	131	Gam Lup	2.8000	26000.	104	26399	No
80	GOM_NL__2PRFIN20070319_074611_000000482056_00293_26399_4022.N1	19-MAR-2007 07:46:11	Dark	47.500	78	Alp Lup	2.3040	28000.	95	26399	No
81	GOM_NL__2PRFIN20070319_074740_000000512056_00293_26399_4023.N1	19-MAR-2007 07:47:40	Straylight	51.000	81	Eta Cen	2.3560	28000.	102	26399	No
82	GOM_NL__2PRFIN20070319_075045_000000592056_00293_26399_4024.N1	19-MAR-2007 07:50:45	Straylight	58.500	54	5The Cen	2.0550	4500.0	117	26399	No
83	GOM_NL__2PRFIN20070319_075226_000000482056_00293_26399_4025.N1	19-MAR-2007 07:52:26	Straylight	48.000	123	lot Cen	2.7500	10200.	96	26399	No
84	GOM_NL__2PRFIN20070319_075802_000000492056_00293_26399_4026.N1	19-MAR-2007 07:58:02	Straylight	49.000	106	9Bet Crv	2.6480	5600.0	98	26399	No
85	GOM_NL__2PRFIN20070319_080017_000000482056_00293_26399_4027.N1	19-MAR-2007 08:00:17	Tw_i_and_stray	48.000	100	4Gam Crv	2.5800	13100.	96	26399	No
86	GOM_NL__2PRFIN20070319_081107_000000452056_00293_26399_4028.N1	19-MAR-2007 08:11:07	Bright	44.500	62	94Bet Leo	2.1360	9700.0	89	26399	No
87	GOM_NL__2PRFIN20070319_081923_000000392056_00293_26399_4029.N1	19-MAR-2007 08:19:23	Bright	38.500	174	52Psi UMa	3.0040	4400.0	77	26399	No
88	GOM_NL__2PRFIN20070319_082237_000000382056_00293_26399_4030.N1	19-MAR-2007 08:22:37	Bright	38.000	82	48Bet UMa	2.3650	10600.	76	26399	No
89	GOM_NL__2PRFIN20070319_082407_000000392056_00293_26399_4031.N1	19-MAR-2007 08:24:07	Bright	38.500	36	50Alp UMa	1.8000	6300.0	77	26399	No
90	GOM_NL__2PRFIN20070319_082631_000000322056_00293_26399_4032.N1	19-MAR-2007 08:26:31	Tw_i_and_stray	32.000	55	79Zet UMa	2.0600	10200.	64	26399	No
91	GOM_NL__2PRFIN20070319_083106_000000402056_00293_26399_4033.N1	19-MAR-2007 08:31:06	Bright	40.000	60	7Bet UMi	2.0810	3950.0	80	26399	No
92	GOM_NL__2PRFIN20070319_084436_000000382056_00293_26399_4034.N1	19-MAR-2007 08:44:36	Bright	37.500	19	50Alp Cyg	1.2460	10500.	75	26399	No
93	GOM_NL__2PRFIN20070319_084611_000000532056_00293_26399_4035.N1	19-MAR-2007 08:46:11	Bright	53.000	66	37Gam Cyg	2.2080	5900.0	106	26399	No
94	GOM_NL__2PRFIN20070319_085629_000000552056_00293_26399_4036.N1	19-MAR-2007 08:56:29	Tw_i_and_stray	55.000	11	53Alp Aql	0.76500	8000.0	110	26399	No
95	GOM_NL__2PRFIN20070319_090655_000000472056_00293_26399_4037.N1	19-MAR-2007 09:06:55	Dark	47.000	155	41Pi Sgr	2.9000	6600.0	94	26399	No
96	GOM_NL__2PRFIN20070319_090900_000000472056_00293_26399_4038.N1	19-MAR-2007 09:09:00	Dark	46.500	57	34Sig Sgr	2.0660	26000.	93	26399	No
97	GOM_NL__2PRFIN20070319_091032_000000512056_00293_26399_4039.N1	19-MAR-2007 09:10:32	Dark	51.000	137	22Lam Sgr	2.8240	4400.0	102	26399	No
98	GOM_NL__2PRFIN20070319_091231_000000532056_00293_26399_4040.N1	19-MAR-2007 09:12:31	Dark	52.500	38	20Eps Sgr	1.8360	11000.	105	26399	No
99	GOM_NL__2PRFIN20070319_105856_000000412056_00295_26401_4445.N1	19-MAR-2007 10:58:56	Dark	41.000	141	Bet Ara	2.8400	4600.0	82	26401	No
100	GOM_NL__2PRFIN20070319_110534_000000542056_00295_26401_4446.N1	19-MAR-2007 11:05:34	Dark	54.000	131	Gam Lup	2.8000	26000.	108	26401	No
101	GOM_NL__2PRFIN20070319_110724_000000472056_00295_26401_4447.N1	19-MAR-2007 11:07:24	Dark	46.500	78	Alp Lup	2.3040	28000.	93	26401	No

102	GOM_NL__2PRFIN20070319_110854_000000502056_00295_26401_4448.N1	19-MAR-2007 11:08:54	Straylight	50.000	81	Eta Cen	2.3560	28000.	100	26401	No
103	GOM_NL__2PRFIN20070319_111158_000000582056_00295_26401_4449.N1	19-MAR-2007 11:11:58	Straylight	58.000	54	5The Cen	2.0550	4500.0	116	26401	No
104	GOM_NL__2PRFIN20070319_111339_000000492056_00295_26401_4450.N1	19-MAR-2007 11:13:39	Straylight	49.000	123	lot Cen	2.7500	10200.	98	26401	No
105	GOM_NL__2PRFIN20070319_111914_000000492056_00295_26401_4451.N1	19-MAR-2007 11:19:14	Straylight	49.000	106	9Bet Crv	2.6480	5600.0	98	26401	No
106	GOM_NL__2PRFIN20070319_112129_000000462056_00295_26401_4452.N1	19-MAR-2007 11:21:29	Tw_i_and_stray	46.000	100	4Gam Crv	2.5800	13100.	92	26401	No
107	GOM_NL__2PRFIN20070319_113218_000000432056_00295_26401_4453.N1	19-MAR-2007 11:32:18	Bright	43.000	62	94Bet Leo	2.1360	9700.0	86	26401	No
108	GOM_NL__2PRFIN20070319_114034_000000392056_00295_26401_4454.N1	19-MAR-2007 11:40:34	Bright	38.500	174	52Psi UMa	3.0040	4400.0	77	26401	No
109	GOM_NL__2PRFIN20070319_114348_000000372056_00295_26401_4455.N1	19-MAR-2007 11:43:48	Bright	37.000	82	48Bet UMa	2.3650	10600.	74	26401	No
110	GOM_NL__2PRFIN20070319_114518_000000382056_00295_26401_4456.N1	19-MAR-2007 11:45:18	Bright	38.000	36	50Alp UMa	1.8000	6300.0	76	26401	No
111	GOM_NL__2PRFIN20070319_114741_000000362056_00295_26401_4457.N1	19-MAR-2007 11:47:41	Bright	36.000	55	79Zet UMa	2.0600	10200.	72	26401	No
112	GOM_NL__2PRFIN20070319_115217_000000402056_00295_26401_4458.N1	19-MAR-2007 11:52:17	Bright	40.000	60	7Bet UMi	2.0810	3950.0	80	26401	No
113	GOM_NL__2PRFIN20070319_120548_000000382056_00295_26401_4459.N1	19-MAR-2007 12:05:48	Bright	38.000	19	50Alp Cyg	1.2460	10500.	76	26401	No
114	GOM_NL__2PRFIN20070319_120723_000000392056_00295_26401_4460.N1	19-MAR-2007 12:07:23	Bright	39.000	66	37Gam Cyg	2.2080	5900.0	78	26401	No
115	GOM_NL__2PRFIN20070319_121742_000000552056_00295_26401_4461.N1	19-MAR-2007 12:17:42	Tw_i_and_stray	54.500	11	53Alp Aql	0.76500	8000.0	109	26401	No
116	GOM_NL__2PRFIN20070319_122809_000000462056_00295_26401_4462.N1	19-MAR-2007 12:28:09	Dark	46.000	155	41Pi Sgr	2.9000	6600.0	92	26401	No
117	GOM_NL__2PRFIN20070319_123013_000000512056_00295_26401_4463.N1	19-MAR-2007 12:30:13	Dark	50.500	57	34Sig Sgr	2.0660	26000.	101	26401	No
118	GOM_NL__2PRFIN20070319_123146_000000532056_00295_26401_4464.N1	19-MAR-2007 12:31:46	Dark	52.500	137	22Lam Sgr	2.8240	4400.0	105	26401	No
119	GOM_NL__2PRFIN20070319_123345_000000492056_00295_26401_4465.N1	19-MAR-2007 12:33:45	Dark	48.500	38	20Eps Sgr	1.8360	11000.	97	26401	No
120	GOM_NL__2PRFIN20070319_123933_000000422056_00296_26402_1761.N1	19-MAR-2007 12:39:33	Dark	42.000	141	Bet Ara	2.8400	4600.0	84	26402	No
121	GOM_NL__2PRFIN20070319_124611_000000542056_00296_26402_1762.N1	19-MAR-2007 12:46:11	Dark	54.000	131	Gam Lup	2.8000	26000.	108	26402	No
122	GOM_NL__2PRFIN20070319_124801_000000452056_00296_26402_1763.N1	19-MAR-2007 12:48:01	Dark	45.000	78	Alp Lup	2.3040	28000.	90	26402	No
123	GOM_NL__2PRFIN20070319_124930_000000492056_00296_26402_1764.N1	19-MAR-2007 12:49:30	Straylight	48.500	81	Eta Cen	2.3560	28000.	97	26402	No
124	GOM_NL__2PRFIN20070319_125235_000000602056_00296_26402_1765.N1	19-MAR-2007 12:52:35	Straylight	60.000	54	5The Cen	2.0550	4500.0	120	26402	No
125	GOM_NL__2PRFIN20070319_125415_000000492056_00296_26402_1766.N1	19-MAR-2007 12:54:15	Straylight	49.000	123	lot Cen	2.7500	10200.	98	26402	No
126	GOM_NL__2PRFIN20070319_125951_000000512056_00296_26402_1767.N1	19-MAR-2007 12:59:51	Straylight	50.500	106	9Bet Crv	2.6480	5600.0	101	26402	No
127	GOM_NL__2PRFIN20070319_130205_000000492056_00296_26402_1768.N1	19-MAR-2007 13:02:05	Tw_i_and_stray	48.500	100	4Gam Crv	2.5800	13100.	97	26402	No
128	GOM_NL__2PRFIN20070319_131254_000000452056_00296_26402_1769.N1	19-MAR-2007 13:12:54	Bright	45.000	62	94Bet Leo	2.1360	9700.0	90	26402	No
129	GOM_NL__2PRFIN20070319_132110_000000382056_00296_26402_1770.N1	19-MAR-2007 13:21:10	Bright	38.000	174	52Psi UMa	3.0040	4400.0	76	26402	No
130	GOM_NL__2PRFIN20070319_132424_000000362056_00296_26402_1771.N1	19-MAR-2007 13:24:24	Bright	35.500	82	48Bet UMa	2.3650	10600.	71	26402	No
131	GOM_NL__2PRFIN20070319_132554_000000382056_00296_26402_1772.N1	19-MAR-2007 13:25:54	Bright	37.500	36	50Alp UMa	1.8000	6300.0	75	26402	No
132	GOM_NL__2PRFIN20070319_132816_000000392056_00296_26402_1773.N1	19-MAR-2007 13:28:16	Bright	39.000	55	79Zet UMa	2.0600	10200.	78	26402	No
133	GOM_NL__2PRFIN20070319_133253_000000402056_00296_26402_1774.N1	19-MAR-2007 13:32:53	Bright	40.000	60	7Bet UMi	2.0810	3950.0	80	26402	No
134	GOM_NL__2PRFIN20070319_134624_000000372056_00296_26402_1775.N1	19-MAR-2007 13:46:24	Bright	37.000	19	50Alp Cyg	1.2460	10500.	74	26402	No
135	GOM_NL__2PRFIN20070319_134759_000000392056_00296_26402_1776.N1	19-MAR-2007 13:47:59	Bright	39.000	66	37Gam Cyg	2.2080	5900.0	78	26402	No
136	GOM_NL__2PRFIN20070319_135818_000000532056_00296_26402_1777.N1	19-MAR-2007 13:58:18	Tw_i_and_stray	52.500	11	53Alp Aql	0.76500	8000.0	105	26402	No
137	GOM_NL__2PRFIN20070319_140845_000000512056_00296_26402_1778.N1	19-MAR-2007 14:08:45	Dark	50.500	155	41Pi Sgr	2.9000	6600.0	101	26402	No
138	GOM_NL__2PRFIN20070319_141050_000000462056_00296_26402_1779.N1	19-MAR-2007 14:10:50	Dark	46.000	57	34Sig Sgr	2.0660	26000.	92	26402	No
139	GOM_NL__2PRFIN20070319_141223_000000542056_00296_26402_1780.N1	19-MAR-2007 14:12:23	Dark	53.500	137	22Lam Sgr	2.8240	4400.0	107	26402	No
140	GOM_NL__2PRFIN20070319_141422_000000482056_00296_26402_1781.N1	19-MAR-2007 14:14:22	Dark	48.000	38	20Eps Sgr	1.8360	11000.	96	26402	No
141	GOM_NL__2PRFIN20070319_142009_000000452056_00297_26403_8355.N1	19-MAR-2007 14:20:09	Dark	44.500	141	Bet Ara	2.8400	4600.0	89	26403	No
142	GOM_NL__2PRFIN20070319_142648_000000542056_00297_26403_8356.N1	19-MAR-2007 14:26:48	Dark	53.500	131	Gam Lup	2.8000	26000.	107	26403	No
143	GOM_NL__2PRFIN20070319_142837_000000462056_00297_26403_8357.N1	19-MAR-2007 14:28:37	Dark	46.000	78	Alp Lup	2.3040	28000.	92	26403	No
144	GOM_NL__2PRFIN20070319_143007_000000482056_00297_26403_8358.N1	19-MAR-2007 14:30:07	Straylight	48.000	81	Eta Cen	2.3560	28000.	96	26403	No
145	GOM_NL__2PRFIN20070319_143311_000000612056_00297_26403_8359.N1	19-MAR-2007 14:33:11	Straylight	61.000	54	5The Cen	2.0550	4500.0	122	26403	No
146	GOM_NL__2PRFIN20070319_143452_000000492056_00297_26403_8360.N1	19-MAR-2007 14:34:52	Straylight	49.000	123	lot Cen	2.7500	10200.	98	26403	No
147	GOM_NL__2PRFIN20070319_144027_000000512056_00297_26403_8361.N1	19-MAR-2007 14:40:27	Straylight	50.500	106	9Bet Crv	2.6480	5600.0	101	26403	No
148	GOM_NL__2PRFIN20070319_144241_000000492056_00297_26403_8362.N1	19-MAR-2007 14:42:41	Tw_i_and_stray	49.000	100	4Gam Crv	2.5800	13100.	98	26403	No
149	GOM_NL__2PRFIN20070319_145329_000000442056_00297_26403_8363.N1	19-MAR-2007 14:53:29	Bright	44.000	62	94Bet Leo	2.1360	9700.0	88	26403	No
150	GOM_NL__2PRFIN20070319_150145_000000372056_00297_26403_8364.N1	19-MAR-2007 15:01:45	Bright	36.500	174	52Psi UMa	3.0040	4400.0	73	26403	No
151	GOM_NL__2PRFIN20070319_150459_000000372056_00297_26403_8365.N1	19-MAR-2007 15:04:59	Bright	36.500	82	48Bet UMa	2.3650	10600.	73	26403	No
152	GOM_NL__2PRFIN20070319_150630_000000392056_00297_26403_8366.N1	19-MAR-2007 15:06:30	Bright	39.000	36	50Alp UMa	1.8000	6300.0	78	26403	No
153	GOM_NL__2PRFIN20070319_150851_000000392056_00297_26403_8367.N1	19-MAR-2007 15:08:51	Bright	39.000	55	79Zet UMa	2.0600	10200.	78	26403	No
154	GOM_NL__2PRFIN20070319_151328_000000412056_00297_26403_8368.N1	19-MAR-2007 15:13:28	Bright	40.500	60	7Bet UMi	2.0810	3950.0	81	26403	No
155	GOM_NL__2PRFIN20070319_152700_000000382056_00297_26403_8369.N1	19-MAR-2007 15:27:00	Bright	37.500	19	50Alp Cyg	1.2460	10500.	75	26403	No
156	GOM_NL__2PRFIN20070319_152835_000000372056_00297_26403_8370.N1	19-MAR-2007 15:28:35	Bright	36.500	66	37Gam Cyg	2.2080	5900.0	73	26403	No
157	GOM_NL__2PRFIN20070319_153855_000000512056_00297_26403_8371.N1	19-MAR-2007 15:38:55	Tw_i_and_stray	50.500	11	53Alp Aql	0.76500	8000.0	101	26403	No
158	GOM_NL__2PRFIN20070319_154922_000000472056_00297_26403_8372.N1	19-MAR-2007 15:49:22	Dark	46.500	155	41Pi Sgr	2.9000	6600.0	93	26403	No
159	GOM_NL__2PRFIN20070319_155127_000000472056_00297_26403_8373.N1	19-MAR-2007 15:51:27	Dark	47.000	57	34Sig Sgr	2.0660	26000.	94	26403	No
160	GOM_NL__2PRFIN20070319_155300_000000612056_00297_26403_8374.N1	19-MAR-2007 15:53:00	Dark	61.000	137	22Lam Sgr	2.8240	4400.0	122	26403	No

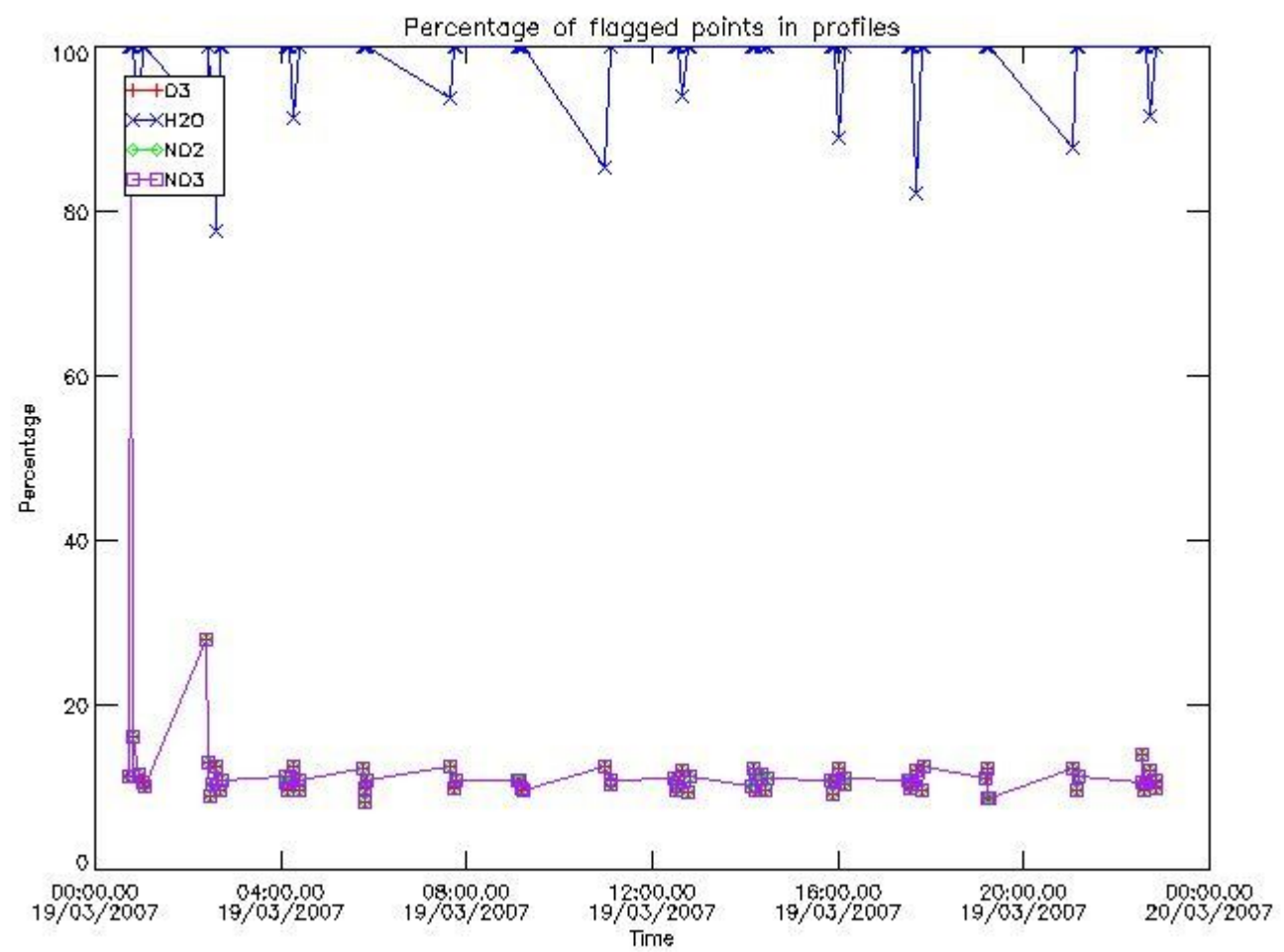
161	GOM_NL__2PRFIN20070319_155459_000000492056_00297_26403_8375.N1	19-MAR-2007 15:54:59	Dark	48.500	38	20Eps Sgr	1.8360	11000.	97	26403	No
162	GOM_NL__2PRFIN20070319_160046_000000422056_00298_26404_8602.N1	19-MAR-2007 16:00:46	Dark	41.500	141	Bet Ara	2.8400	4600.0	83	26404	No
163	GOM_NL__2PRFIN20070319_160725_000000542056_00298_26404_8603.N1	19-MAR-2007 16:07:25	Dark	53.500	131	Gam Lup	2.8000	26000.	107	26404	No
164	GOM_NL__2PRFIN20070319_160914_000000462056_00298_26404_8604.N1	19-MAR-2007 16:09:14	Dark	46.000	78	Alp Lup	2.3040	28000.	92	26404	No
165	GOM_NL__2PRFIN20070319_161044_000000512056_00298_26404_8605.N1	19-MAR-2007 16:10:44	Straylight	50.500	81	Eta Cen	2.3560	28000.	101	26404	No
166	GOM_NL__2PRFIN20070319_161348_000000602056_00298_26404_8606.N1	19-MAR-2007 16:13:48	Straylight	59.500	54	5The Cen	2.0550	4500.0	119	26404	No
167	GOM_NL__2PRFIN20070319_161528_000000492056_00298_26404_8607.N1	19-MAR-2007 16:15:28	Straylight	49.000	123	Iot Cen	2.7500	10200.	98	26404	No
168	GOM_NL__2PRFIN20070319_162103_000000532056_00298_26404_8608.N1	19-MAR-2007 16:21:03	Straylight	52.500	106	9Bet Crv	2.6480	5600.0	105	26404	No
169	GOM_NL__2PRFIN20070319_162317_000000482056_00298_26404_8609.N1	19-MAR-2007 16:23:17	Tw_i_and_stray	48.000	100	4Gam Crv	2.5800	13100.	96	26404	No
170	GOM_NL__2PRFIN20070319_163405_000000452056_00298_26404_8610.N1	19-MAR-2007 16:34:05	Bright	45.000	62	94Bet Leo	2.1360	9700.0	90	26404	No
171	GOM_NL__2PRFIN20070319_164221_000000382056_00298_26404_8611.N1	19-MAR-2007 16:42:21	Bright	38.000	174	52Psi UMa	3.0040	4400.0	76	26404	No
172	GOM_NL__2PRFIN20070319_164535_000000372056_00298_26404_8612.N1	19-MAR-2007 16:45:35	Bright	36.500	82	48Bet UMa	2.3650	10600.	73	26404	No
173	GOM_NL__2PRFIN20070319_164705_000000392056_00298_26404_8613.N1	19-MAR-2007 16:47:05	Bright	39.000	36	50Alp UMa	1.8000	6300.0	78	26404	No
174	GOM_NL__2PRFIN20070319_164927_000000432056_00298_26404_8614.N1	19-MAR-2007 16:49:27	Bright	43.000	55	79Zet UMa	2.0600	10200.	86	26404	No
175	GOM_NL__2PRFIN20070319_165404_000000402056_00298_26404_8615.N1	19-MAR-2007 16:54:04	Bright	40.000	60	7Bet UMi	2.0810	3950.0	80	26404	No
176	GOM_NL__2PRFIN20070319_170736_000000392056_00298_26404_8616.N1	19-MAR-2007 17:07:36	Bright	38.500	19	50Alp Cyg	1.2460	10500.	77	26404	No
177	GOM_NL__2PRFIN20070319_170911_000000372056_00298_26404_8617.N1	19-MAR-2007 17:09:11	Bright	37.000	66	37Gam Cyg	2.2080	5900.0	74	26404	No
178	GOM_NL__2PRFIN20070319_171931_000000532056_00298_26404_8618.N1	19-MAR-2007 17:19:31	Tw_i_and_stray	53.000	11	53Alp Aql	0.76500	8000.0	106	26404	No
179	GOM_NL__2PRFIN20070319_172959_000000472056_00298_26404_8619.N1	19-MAR-2007 17:29:59	Dark	46.500	155	41Pi Sgr	2.9000	6600.0	93	26404	No
180	GOM_NL__2PRFIN20070319_173204_000000482056_00298_26404_8620.N1	19-MAR-2007 17:32:04	Dark	47.500	57	34Sig Sgr	2.0660	26000.	95	26404	No
181	GOM_NL__2PRFIN20070319_173337_000000512056_00298_26404_8621.N1	19-MAR-2007 17:33:37	Dark	51.000	137	22Lam Sgr	2.8240	4400.0	102	26404	No
182	GOM_NL__2PRFIN20070319_173536_000000492056_00298_26404_8622.N1	19-MAR-2007 17:35:36	Dark	49.000	38	20Eps Sgr	1.8360	11000.	98	26404	No
183	GOM_NL__2PRFIN20070319_174123_000000432056_00299_26405_8783.N1	19-MAR-2007 17:41:23	Dark	42.500	141	Bet Ara	2.8400	4600.0	85	26405	No
184	GOM_NL__2PRFIN20070319_174802_000000532056_00299_26405_8784.N1	19-MAR-2007 17:48:02	Dark	52.500	131	Gam Lup	2.8000	26000.	105	26405	No
185	GOM_NL__2PRFIN20070319_174951_000000452056_00299_26405_8785.N1	19-MAR-2007 17:49:51	Dark	45.000	78	Alp Lup	2.3040	28000.	90	26405	No
186	GOM_NL__2PRFIN20070319_175121_000000502056_00299_26405_8786.N1	19-MAR-2007 17:51:21	Straylight	49.500	81	Eta Cen	2.3560	28000.	99	26405	No
187	GOM_NL__2PRFIN20070319_175425_000000582056_00299_26405_8787.N1	19-MAR-2007 17:54:25	Straylight	58.000	54	5The Cen	2.0550	4500.0	116	26405	No
188	GOM_NL__2PRFIN20070319_175605_000000482056_00299_26405_8788.N1	19-MAR-2007 17:56:05	Straylight	47.500	123	Iot Cen	2.7500	10200.	95	26405	No
189	GOM_NL__2PRFIN20070319_180139_000000512056_00299_26405_8789.N1	19-MAR-2007 18:01:39	Straylight	50.500	106	9Bet Crv	2.6480	5600.0	101	26405	No
190	GOM_NL__2PRFIN20070319_180353_000000492056_00299_26405_8790.N1	19-MAR-2007 18:03:53	Tw_i_and_stray	48.500	100	4Gam Crv	2.5800	13100.	97	26405	No
191	GOM_NL__2PRFIN20070319_181440_000000442056_00299_26405_8791.N1	19-MAR-2007 18:14:40	Bright	44.000	62	94Bet Leo	2.1360	9700.0	88	26405	No
192	GOM_NL__2PRFIN20070319_182257_000000392056_00299_26405_8792.N1	19-MAR-2007 18:22:57	Bright	39.000	174	52Psi UMa	3.0040	4400.0	78	26405	No
193	GOM_NL__2PRFIN20070319_182611_000000462056_00299_26405_8793.N1	19-MAR-2007 18:26:11	Bright	46.000	82	48Bet UMa	2.3650	10600.	92	26405	No
194	GOM_NL__2PRFIN20070319_182741_000000392056_00299_26405_8794.N1	19-MAR-2007 18:27:41	Bright	38.500	36	50Alp UMa	1.8000	6300.0	77	26405	No
195	GOM_NL__2PRFIN20070319_183002_000000432056_00299_26405_8795.N1	19-MAR-2007 18:30:02	Bright	43.000	55	79Zet UMa	2.0600	10200.	86	26405	No
196	GOM_NL__2PRFIN20070319_183439_000000412056_00299_26405_8796.N1	19-MAR-2007 18:34:39	Bright	41.000	60	7Bet UMi	2.0810	3950.0	82	26405	No
197	GOM_NL__2PRFIN20070319_184812_000000392056_00299_26405_8797.N1	19-MAR-2007 18:48:12	Bright	38.500	19	50Alp Cyg	1.2460	10500.	77	26405	No
198	GOM_NL__2PRFIN20070319_184947_000000392056_00299_26405_8798.N1	19-MAR-2007 18:49:47	Bright	38.500	66	37Gam Cyg	2.2080	5900.0	77	26405	No
199	GOM_NL__2PRFIN20070319_190008_000000552056_00299_26405_8799.N1	19-MAR-2007 19:00:08	Tw_i_and_stray	54.500	11	53Alp Aql	0.76500	8000.0	109	26405	No
200	GOM_NL__2PRFIN20070319_191036_000000462056_00299_26405_8800.N1	19-MAR-2007 19:10:36	Dark	46.000	155	41Pi Sgr	2.9000	6600.0	92	26405	No
201	GOM_NL__2PRFIN20070319_191241_000000462056_00299_26405_8801.N1	19-MAR-2007 19:12:41	Dark	46.000	57	34Sig Sgr	2.0660	26000.	92	26405	No
202	GOM_NL__2PRFIN20070319_191415_000000592056_00299_26405_8802.N1	19-MAR-2007 19:14:15	Dark	58.500	137	22Lam Sgr	2.8240	4400.0	117	26405	No
203	GOM_NL__2PRFIN20070319_191613_000000582056_00299_26405_8803.N1	19-MAR-2007 19:16:13	Dark	58.000	38	20Eps Sgr	1.8360	11000.	116	26405	No
204	GOM_NL__2PRFIN20070319_210236_000000422056_00301_26407_9032.N1	19-MAR-2007 21:02:36	Dark	41.500	141	Bet Ara	2.8400	4600.0	83	26407	No
205	GOM_NL__2PRFIN20070319_210916_000000532056_00301_26407_9033.N1	19-MAR-2007 21:09:16	Dark	53.000	131	Gam Lup	2.8000	26000.	106	26407	No
206	GOM_NL__2PRFIN20070319_211104_000000452056_00301_26407_9034.N1	19-MAR-2007 21:11:04	Dark	45.000	78	Alp Lup	2.3040	28000.	90	26407	No
207	GOM_NL__2PRFIN20070319_211234_000000492056_00301_26407_9035.N1	19-MAR-2007 21:12:34	Straylight	48.500	81	Eta Cen	2.3560	28000.	97	26407	No
208	GOM_NL__2PRFIN20070319_211538_000000592056_00301_26407_9036.N1	19-MAR-2007 21:15:38	Straylight	59.000	54	5The Cen	2.0550	4500.0	118	26407	No
209	GOM_NL__2PRFIN20070319_211718_000000482056_00301_26407_9037.N1	19-MAR-2007 21:17:18	Straylight	48.000	123	Iot Cen	2.7500	10200.	96	26407	No
210	GOM_NL__2PRFIN20070319_212252_000000512056_00301_26407_9038.N1	19-MAR-2007 21:22:52	Straylight	51.000	106	9Bet Crv	2.6480	5600.0	102	26407	No
211	GOM_NL__2PRFIN20070319_212505_000000482056_00301_26407_9039.N1	19-MAR-2007 21:25:05	Tw_i_and_stray	47.500	100	4Gam Crv	2.5800	13100.	95	26407	No
212	GOM_NL__2PRFIN20070319_213551_000000442056_00301_26407_9040.N1	19-MAR-2007 21:35:51	Bright	44.000	62	94Bet Leo	2.1360	9700.0	88	26407	No
213	GOM_NL__2PRFIN20070319_214408_000000402056_00301_26407_9041.N1	19-MAR-2007 21:44:08	Bright	39.500	174	52Psi UMa	3.0040	4400.0	79	26407	No
214	GOM_NL__2PRFIN20070319_214722_000000372056_00301_26407_9042.N1	19-MAR-2007 21:47:22	Bright	37.000	82	48Bet UMa	2.3650	10600.	74	26407	No
215	GOM_NL__2PRFIN20070319_214853_000000552056_00301_26407_9043.N1	19-MAR-2007 21:48:53	Bright	55.000	36	50Alp UMa	1.8000	6300.0	110	26407	No
216	GOM_NL__2PRFIN20070319_215112_000000462056_00301_26407_9044.N1	19-MAR-2007 21:51:12	Bright	45.500	55	79Zet UMa	2.0600	10200.	91	26407	No
217	GOM_NL__2PRFIN20070319_215551_000000402056_00301_26407_9045.N1	19-MAR-2007 21:55:51	Bright	39.500	60	7Bet UMi	2.0810	3950.0	79	26407	No
218	GOM_NL__2PRFIN20070319_220924_000000362056_00301_26407_9046.N1	19-MAR-2007 22:09:24	Bright	36.000	19	50Alp Cyg	1.2460	10500.	72	26407	No
219	GOM_NL__2PRFIN20070319_221059_000000382056_00301_26407_9047.N1	19-MAR-2007 22:10:59	Bright	37.500	66	37Gam Cyg	2.2080	5900.0	75	26407	No

220	GOM_NL__2PRFIN20070319_222120_000000532056_00301_26407_9048.N1	19-MAR-2007 22:21:20	Twilight	53.000	11	53Alp Aql	0.76500	8000.0	106	26407	No
221	GOM_NL__2PRFIN20070319_223150_000000492056_00301_26407_9049.N1	19-MAR-2007 22:31:50	Dark	48.500	155	41Pi Sgr	2.9000	6600.0	97	26407	No
222	GOM_NL__2PRFIN20070319_223355_000000482056_00301_26407_9050.N1	19-MAR-2007 22:33:55	Dark	47.500	57	34Sig Sgr	2.0660	26000.	95	26407	No
223	GOM_NL__2PRFIN20070319_223529_000000532056_00301_26407_9051.N1	19-MAR-2007 22:35:29	Dark	52.500	137	22Lam Sgr	2.8240	4400.0	105	26407	No
224	GOM_NL__2PRFIN20070319_223726_000000492056_00301_26407_9052.N1	19-MAR-2007 22:37:26	Dark	48.500	38	20Eps Sgr	1.8360	11000.	97	26407	No
225	GOM_NL__2PRFIN20070319_224312_000000422056_00302_26408_9292.N1	19-MAR-2007 22:43:12	Dark	42.000	141	Bet Ara	2.8400	4600.0	84	26408	No
226	GOM_NL__2PRFIN20070319_224953_000000522056_00302_26408_9293.N1	19-MAR-2007 22:49:53	Dark	52.000	131	Gam Lup	2.8000	26000.	104	26408	No
227	GOM_NL__2PRFIN20070319_225141_000000472056_00302_26408_9294.N1	19-MAR-2007 22:51:41	Dark	47.000	78	Alp Lup	2.3040	28000.	94	26408	No
228	GOM_NL__2PRFIN20070319_225311_000000512056_00302_26408_9295.N1	19-MAR-2007 22:53:11	Straylight	50.500	81	Eta Cen	2.3560	28000.	101	26408	No
229	GOM_NL__2PRFIN20070319_225615_000000632056_00302_26408_9296.N1	19-MAR-2007 22:56:15	Straylight	62.500	54	5The Cen	2.0550	4500.0	125	26408	No
230	GOM_NL__2PRFIN20070319_225754_000000472056_00302_26408_9297.N1	19-MAR-2007 22:57:54	Straylight	46.500	123	lot Cen	2.7500	10200.	93	26408	No
231	GOM_NL__2PRFIN20070319_230328_000000502056_00302_26408_9298.N1	19-MAR-2007 23:03:28	Straylight	50.000	106	9Bet Crv	2.6480	5600.0	100	26408	No
232	GOM_NL__2PRFIN20070319_230541_000000462056_00302_26408_9299.N1	19-MAR-2007 23:05:41	Twilight	46.000	100	4Gam Crv	2.5800	13100.	92	26408	No
233	GOM_NL__2PRFIN20070319_231627_000000452056_00302_26408_9300.N1	19-MAR-2007 23:16:27	Bright	44.500	62	94Bet Leo	2.1360	9700.0	89	26408	No
234	GOM_NL__2PRFIN20070319_232444_000000382056_00302_26408_9301.N1	19-MAR-2007 23:24:44	Bright	38.000	174	52Psi UMa	3.0040	4400.0	76	26408	No
235	GOM_NL__2PRFIN20070319_232758_000000372056_00302_26408_9302.N1	19-MAR-2007 23:27:58	Bright	37.000	82	48Bet UMa	2.3650	10600.	74	26408	No
236	GOM_NL__2PRFIN20070319_232928_000000372056_00302_26408_9303.N1	19-MAR-2007 23:29:28	Bright	37.000	36	50Alp UMa	1.8000	6300.0	74	26408	No
237	GOM_NL__2PRFIN20070319_233147_000000462056_00302_26408_9304.N1	19-MAR-2007 23:31:47	Bright	46.000	55	79Zet UMa	2.0600	10200.	92	26408	No
238	GOM_NL__2PRFIN20070319_233626_000000412056_00302_26408_9305.N1	19-MAR-2007 23:36:26	Bright	40.500	60	7Bet UMi	2.0810	3950.0	81	26408	No
239	GOM_NL__2PRFIN20070319_235000_000000362056_00302_26408_9306.N1	19-MAR-2007 23:50:00	Bright	35.500	19	50Alp Cyg	1.2460	10500.	71	26408	No
240	GOM_NL__2PRFIN20070319_235134_000000382056_00302_26408_9307.N1	19-MAR-2007 23:51:34	Bright	37.500	66	37Gam Cyg	2.2080	5900.0	75	26408	No

3. Quality information per product

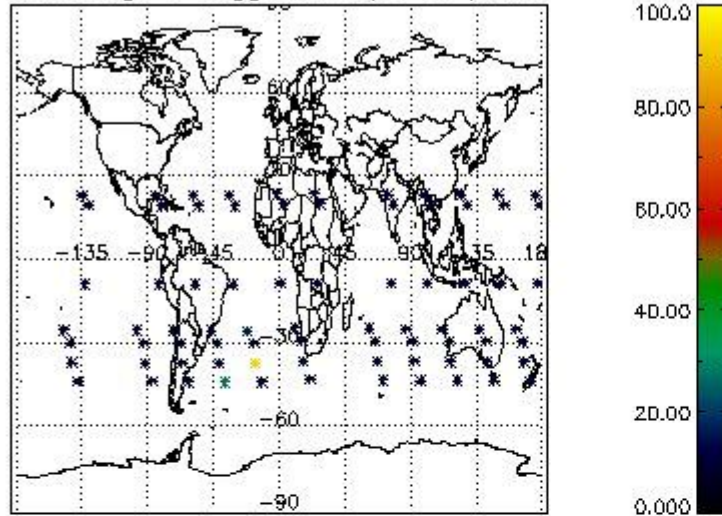
In this section it is plotted some information contained in the Quality Summary data set of the level 2 products. Only products in dark limb conditions and without errors (error flag in the MPH set to "0") are used.

3.1 Plot quality information per product (time dependant)

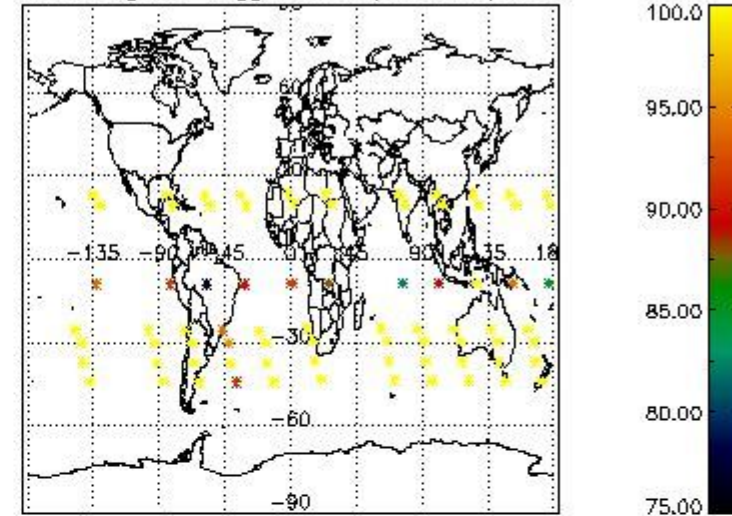


3.2 Plot quality information per product (world map)

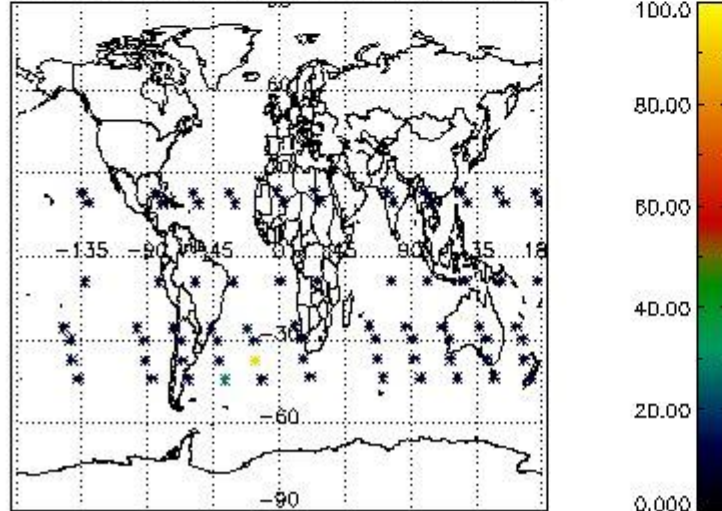
Percentage of flagged data per O3 profile



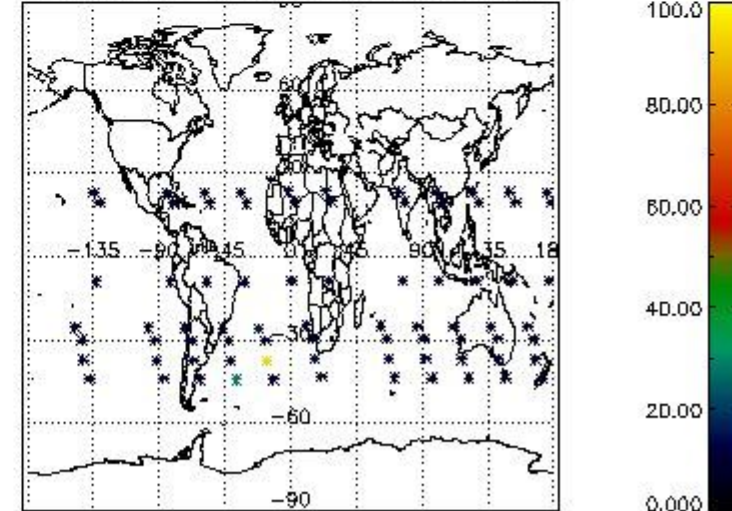
Percentage of flagged data per H2O profile



Percentage of flagged data per NO2 profile



Percentage of flagged data per NO3 profile

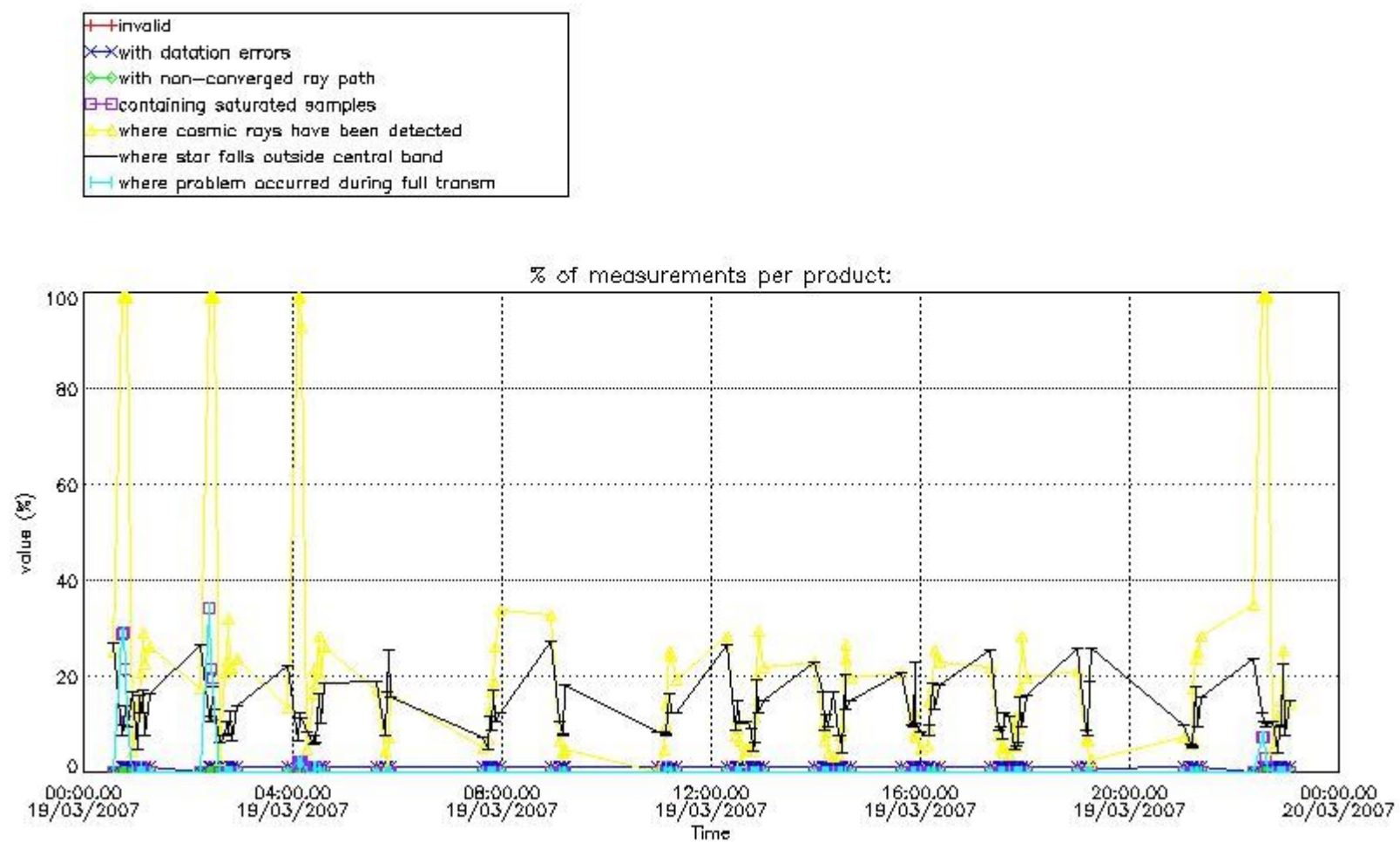


4. Level 1 quality information per product

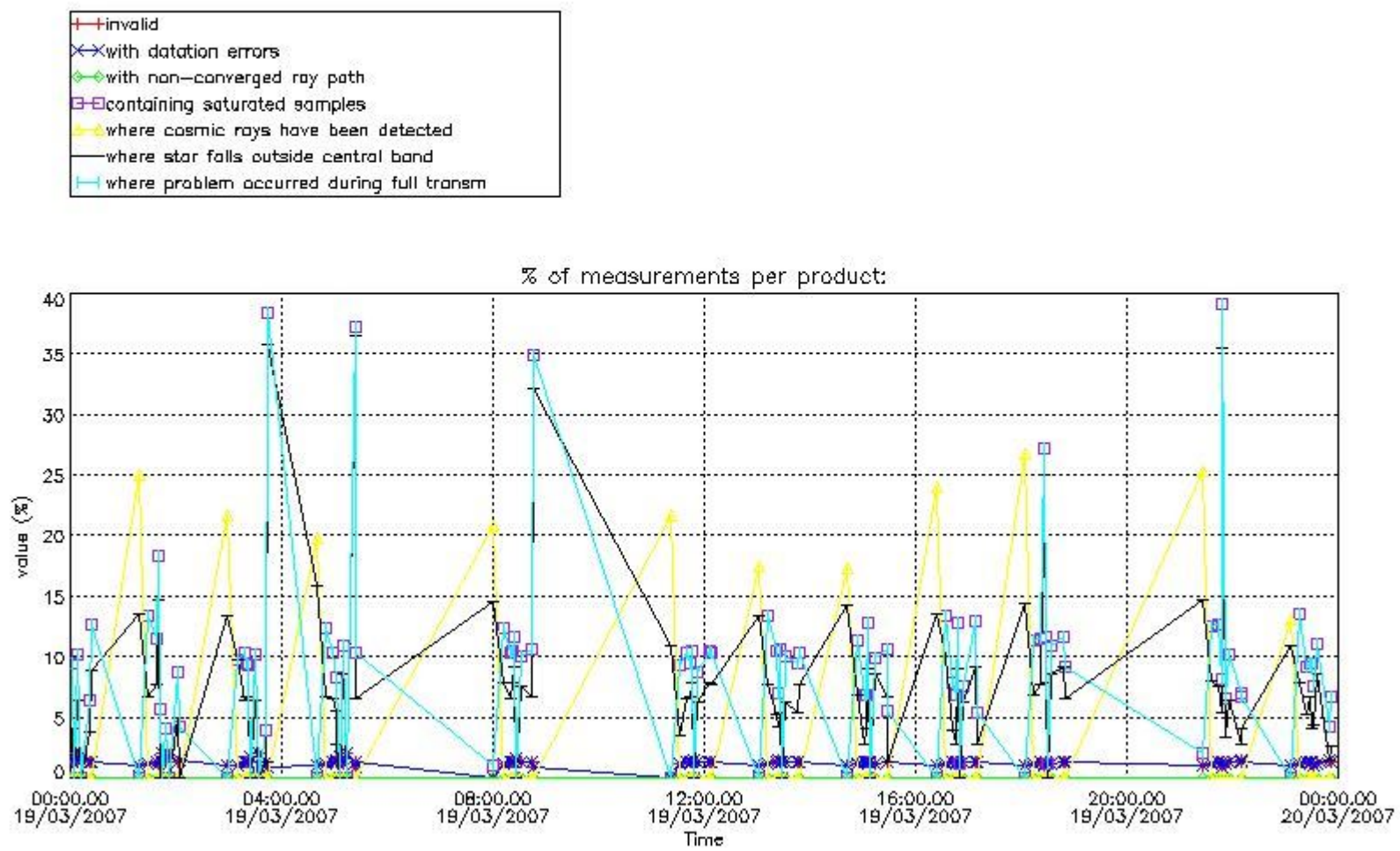
In this section it is plotted some information contained in the Quality Summary data set of the level 2 products that comes from the level 1b processing. Products without errors (error flag in the MPH set to "0") are used.

4.1 Plot quality information per product (time dependant) coming from level 1b processing

4.1.1 Plot level 1 quality information per product (time dependant): ENVISAT ASCENDING passes

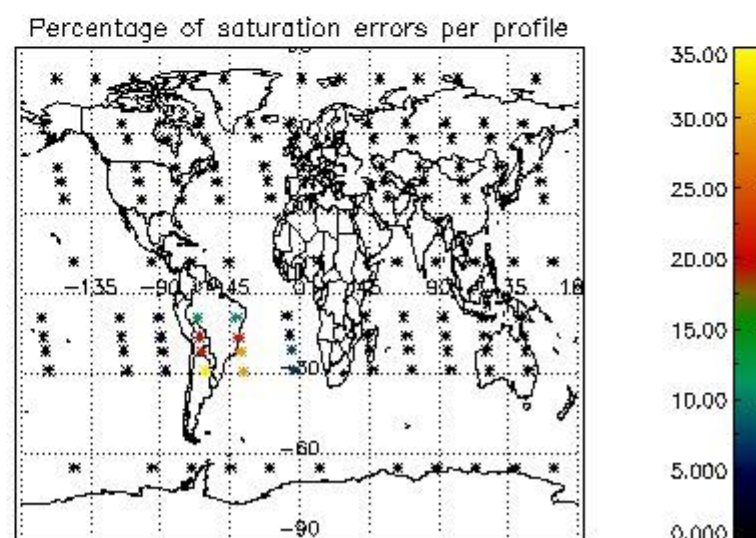
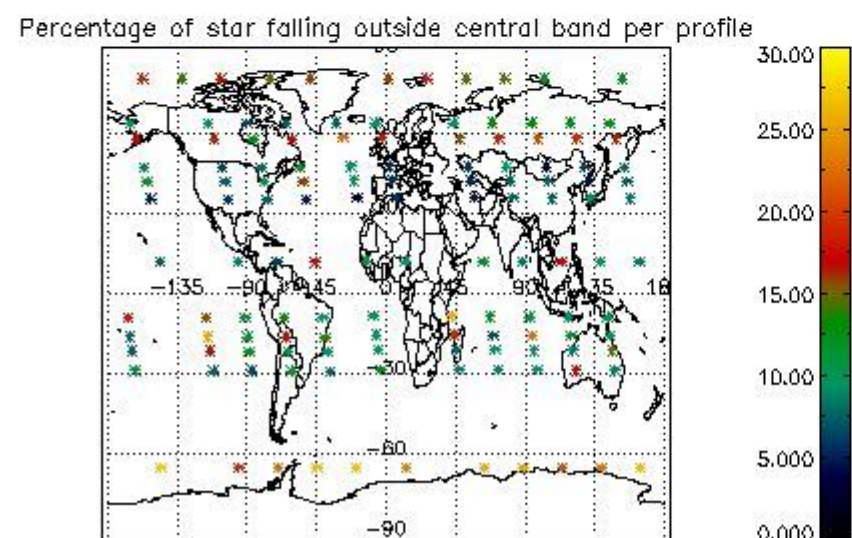
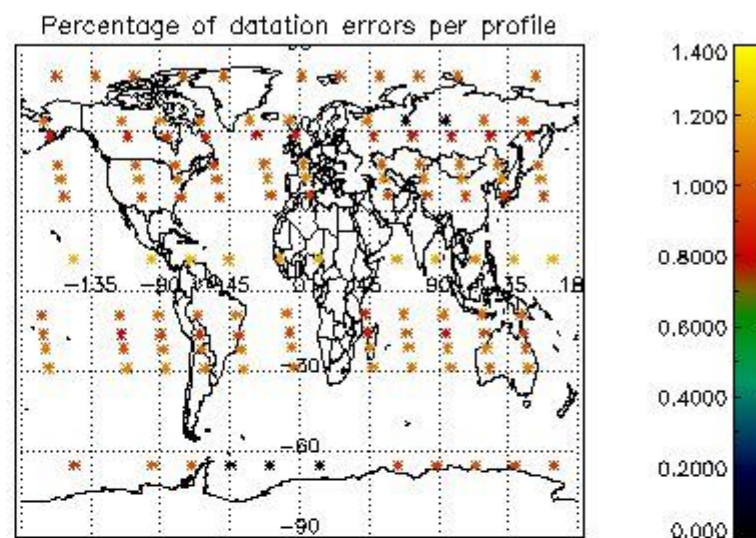
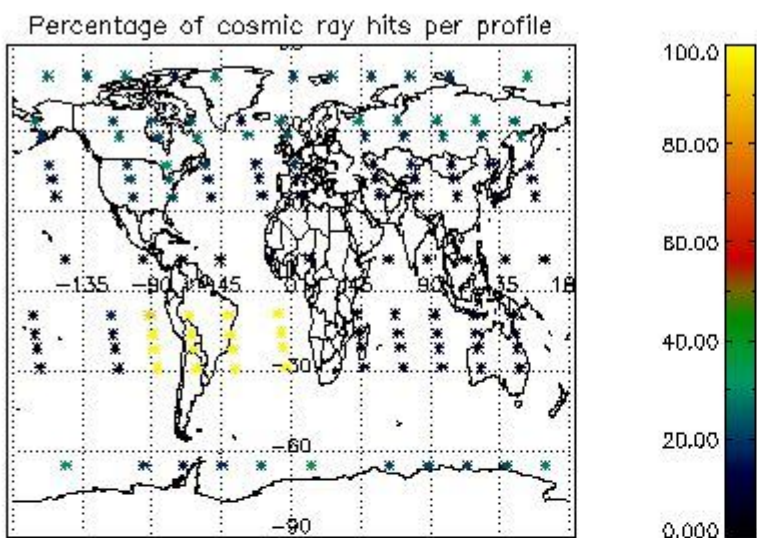


4.1.2 Plot level 1 quality information per product (time dependant): ENVI SAT DESCENDING passes

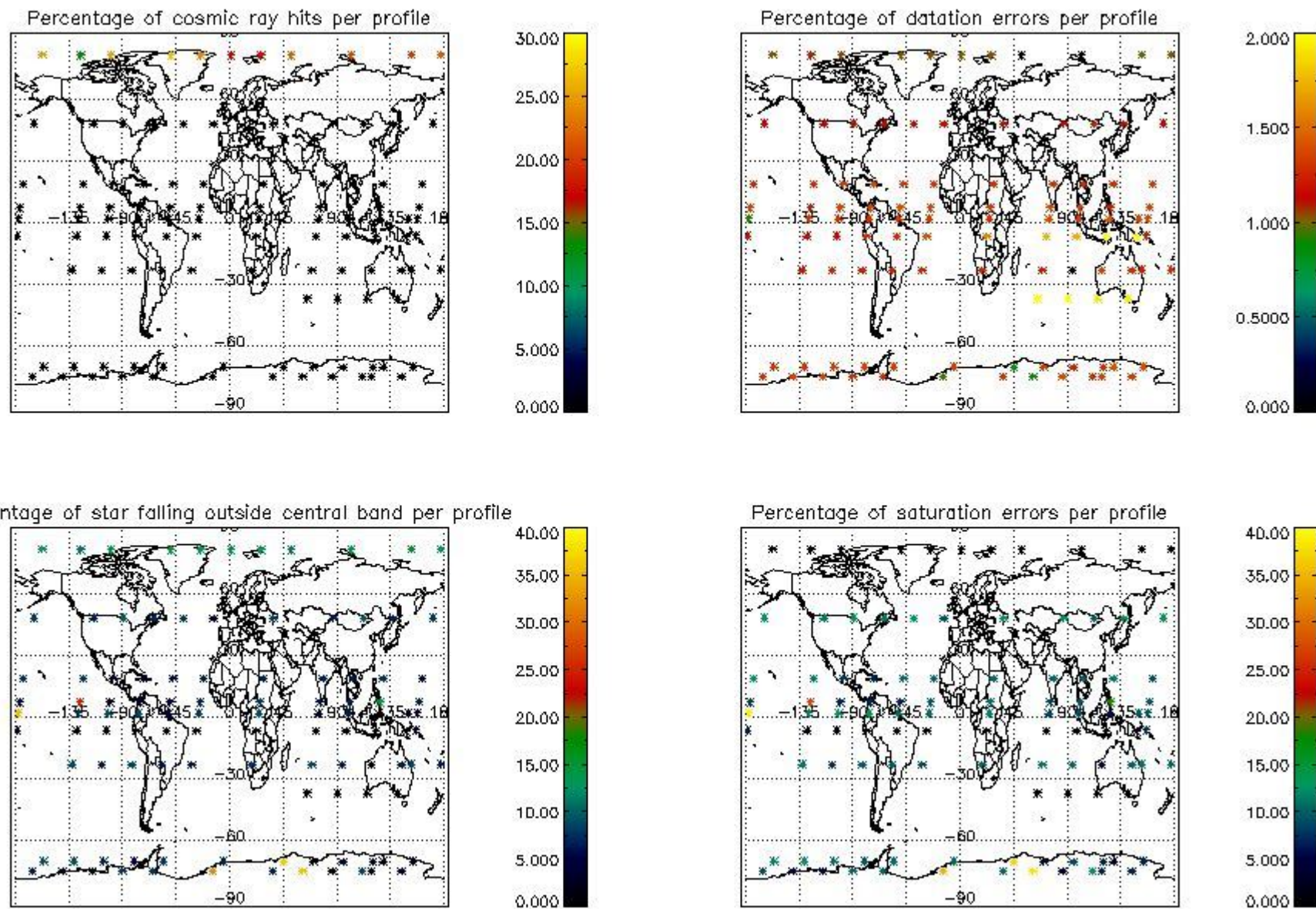


4.2 Plot quality information per product coming from level 1b processing (world map)

4.2.1 Plot level 1 quality information per product (world map): ENVISAT ASCENDING passes



4.2.2 Plot level 1 quality information per product (world map): ENVISAT DESCENDING passes



5. Trace gas profiles

5.1 Ozone statistics based on quality of products

The final quality of the products can be "measured" using the STD (Standard Deviation) attached to every point profile. This information is written to the parameter GOM_NL__2P/NL_LOCAL_SPECIES_DENSITY/o3_std of the level 2 products. The table below shows the statistics for given STD ranges.

The statistics are given with respect to the overall valid production:

- Products without fatal errors: GOM_NL__2P/MPH/PRODUCT_ERR=0
- Valid point profile: GOM_NL__2P/NL_LOCAL_SPECIES_DENSITY/pcd(0)=0

The 'Criteria' is applied to valid points of dark limb products:

- Products in dark limb illumination condition: GOM_NL__2P/NL_SUMMARY_QUALITY/obs_ill_cond=0
- Products without fatal errors: GOM_NL__2P/MPH/PRODUCT_ERR=0
- Valid point profile: GOM_NL__2P/NL_LOCAL_SPECIES_DENSITY/pcd(0)=0

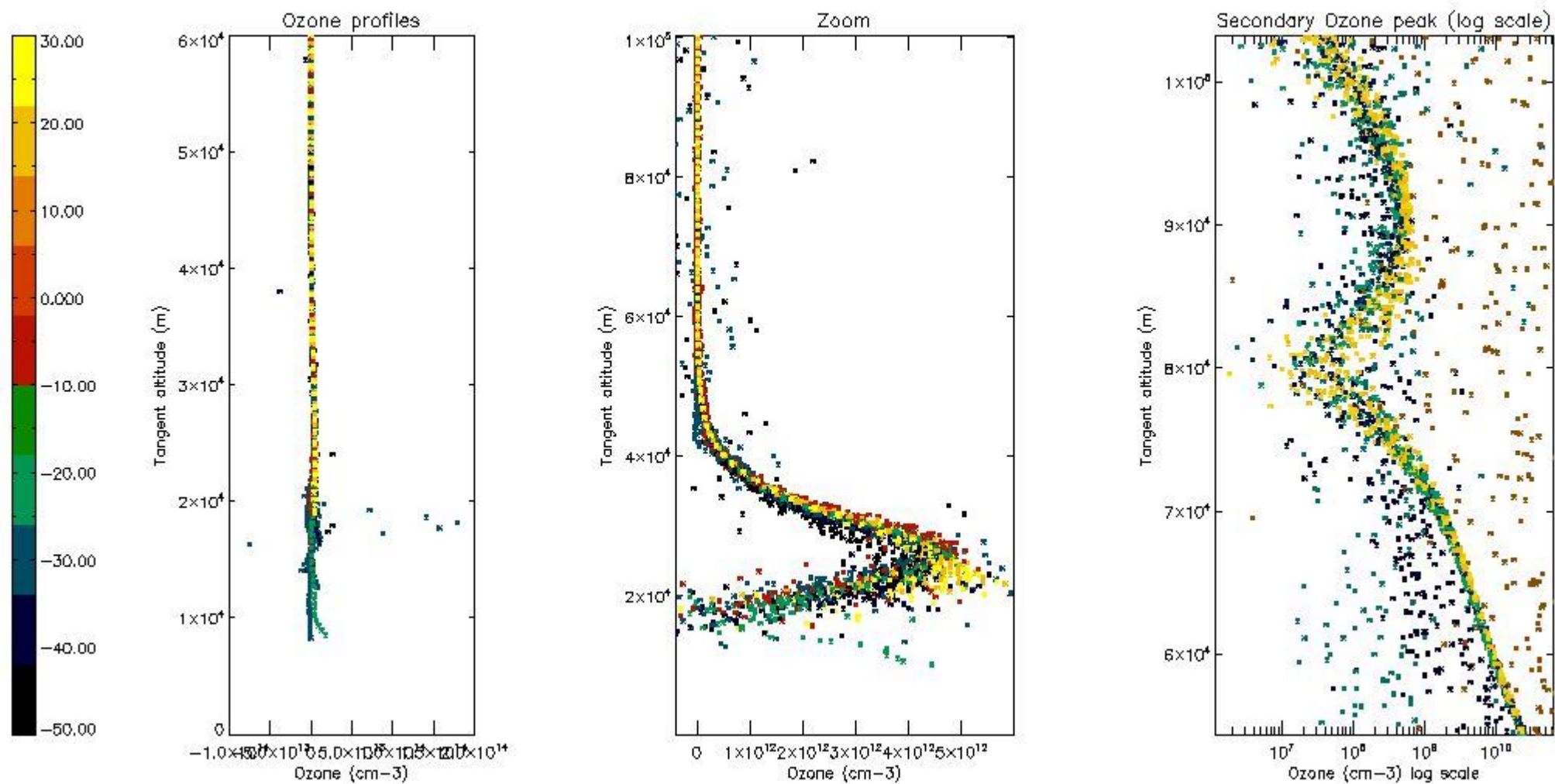
So, the table below shows the percentage of dark limb and valid observations for each criteria with respect to the overall valid daily observations.

Criteria	% of total production
All STD	35
STD < 20	17

STD < 10	13
STD < 5	9

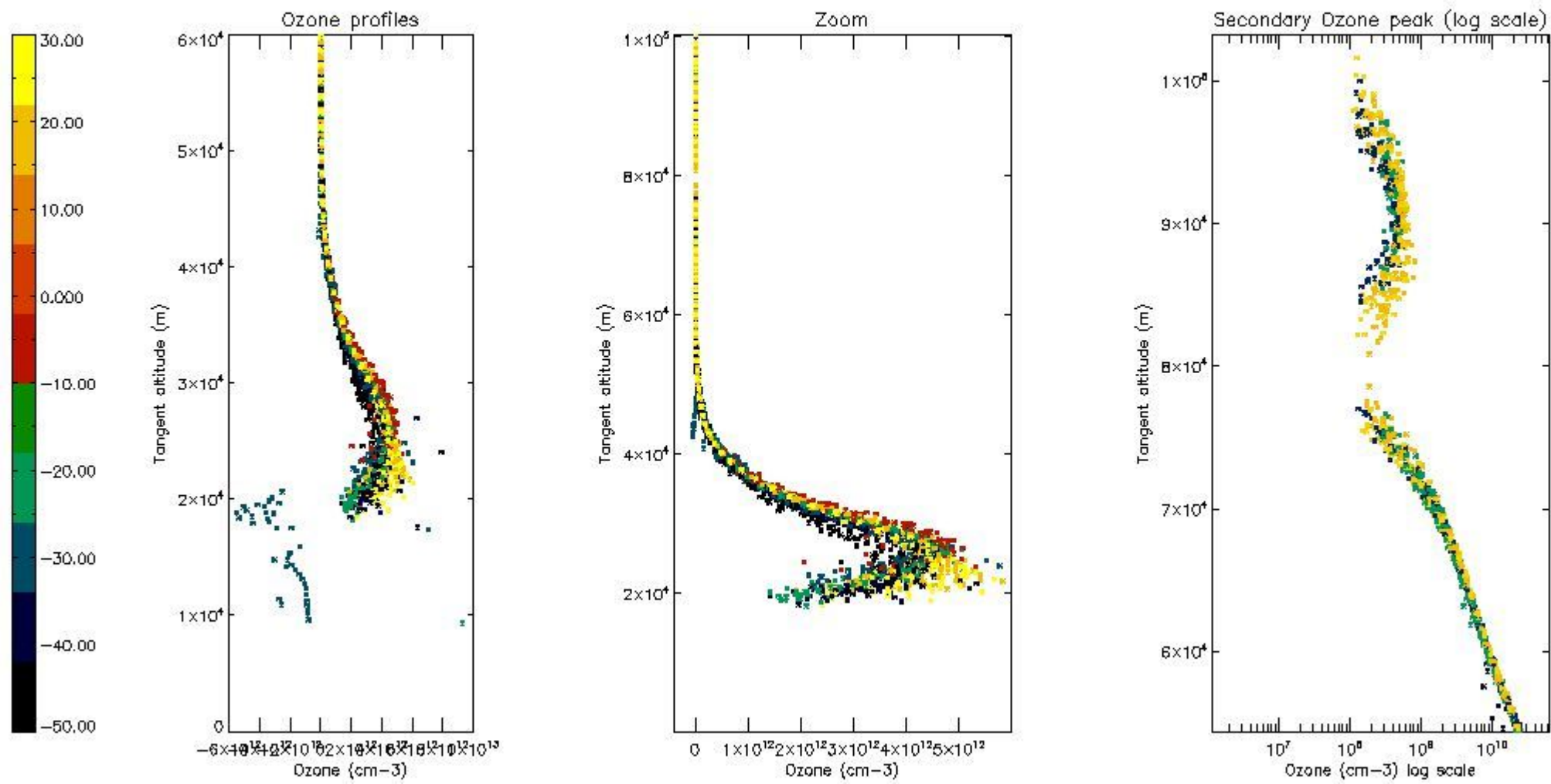
5.2 Plot ozone profiles for all STD (dark without errors)

The colorbar represents the latitude.



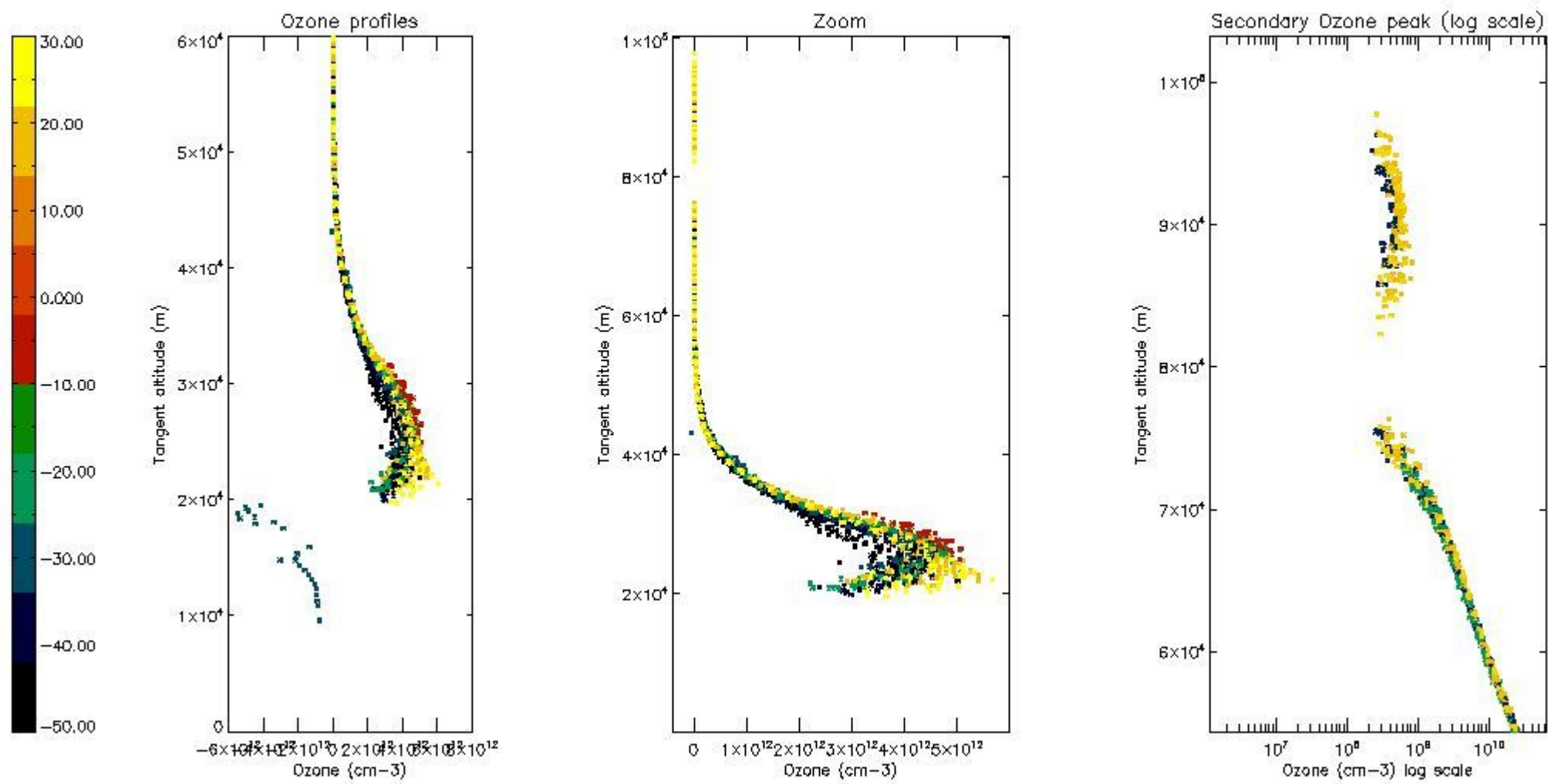
5.3 Plot ozone profiles where STD < 20% (dark without errors)

The colorbar represents the latitude.



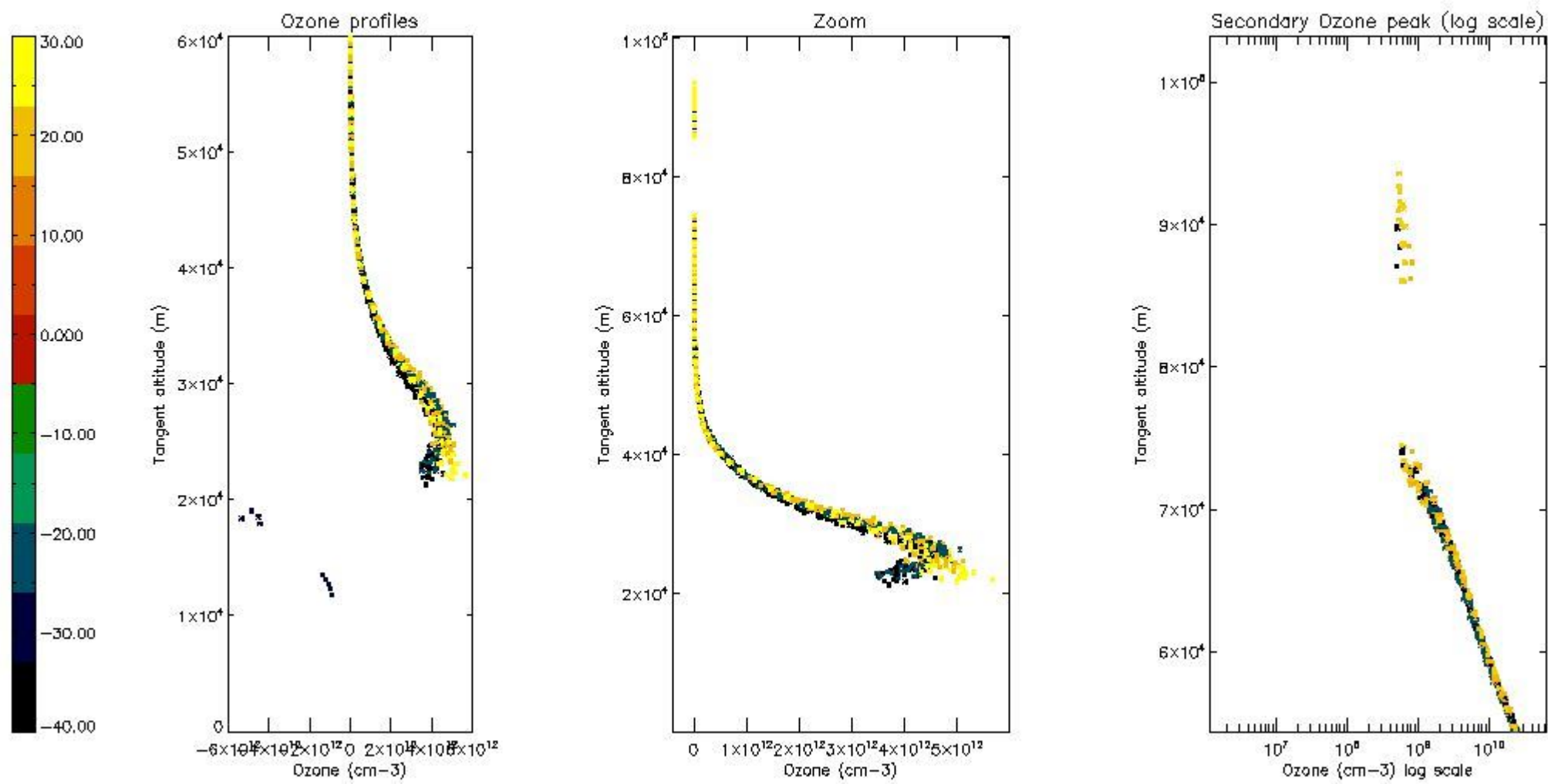
5.4 Plot ozone profiles where STD < 10% (dark without errors)

The colorbar represents the latitude.



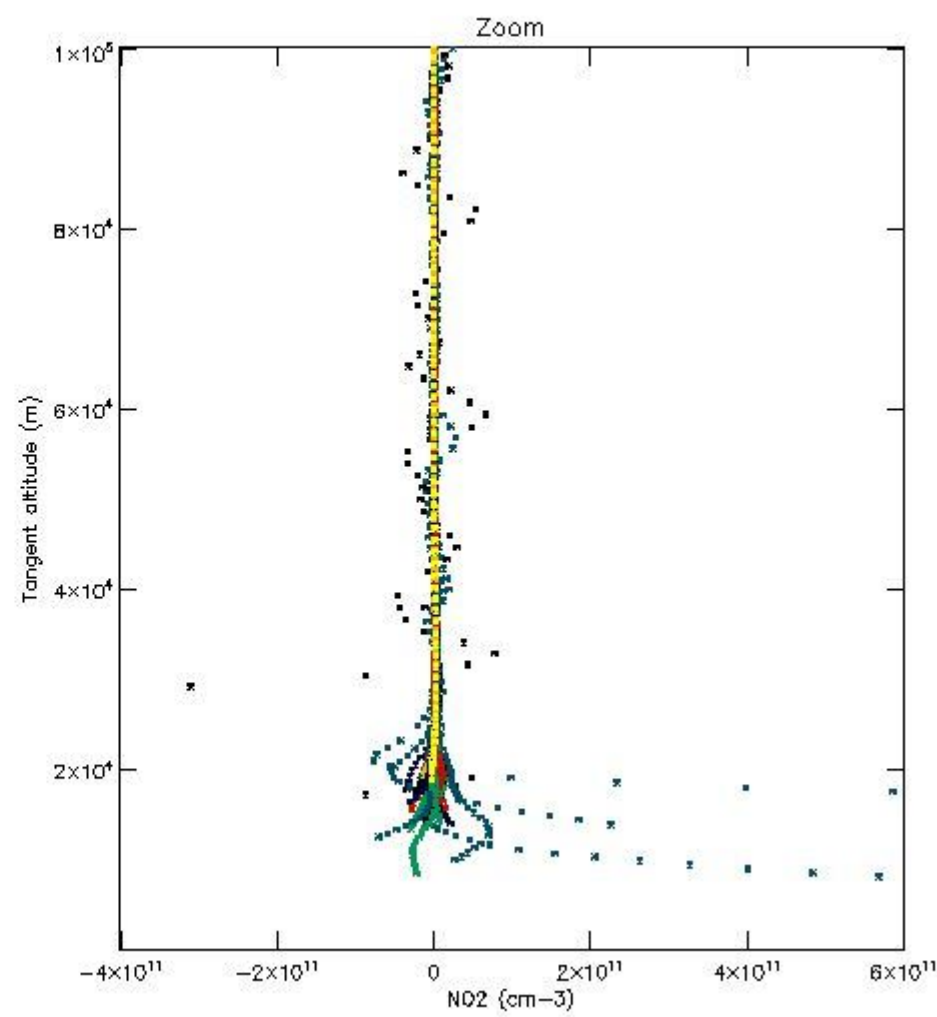
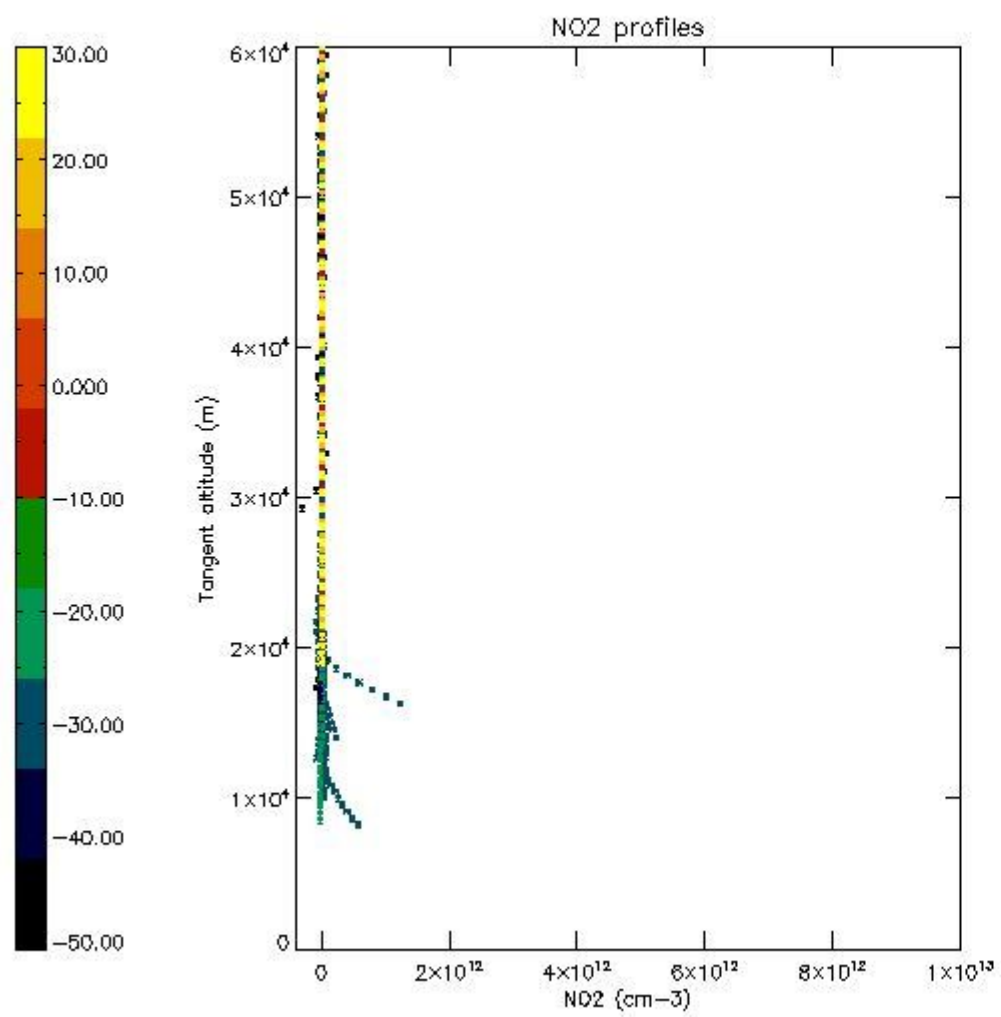
5.5 Plot ozone profiles where STD < 5% (dark without errors)

The colorbar represents the latitude.



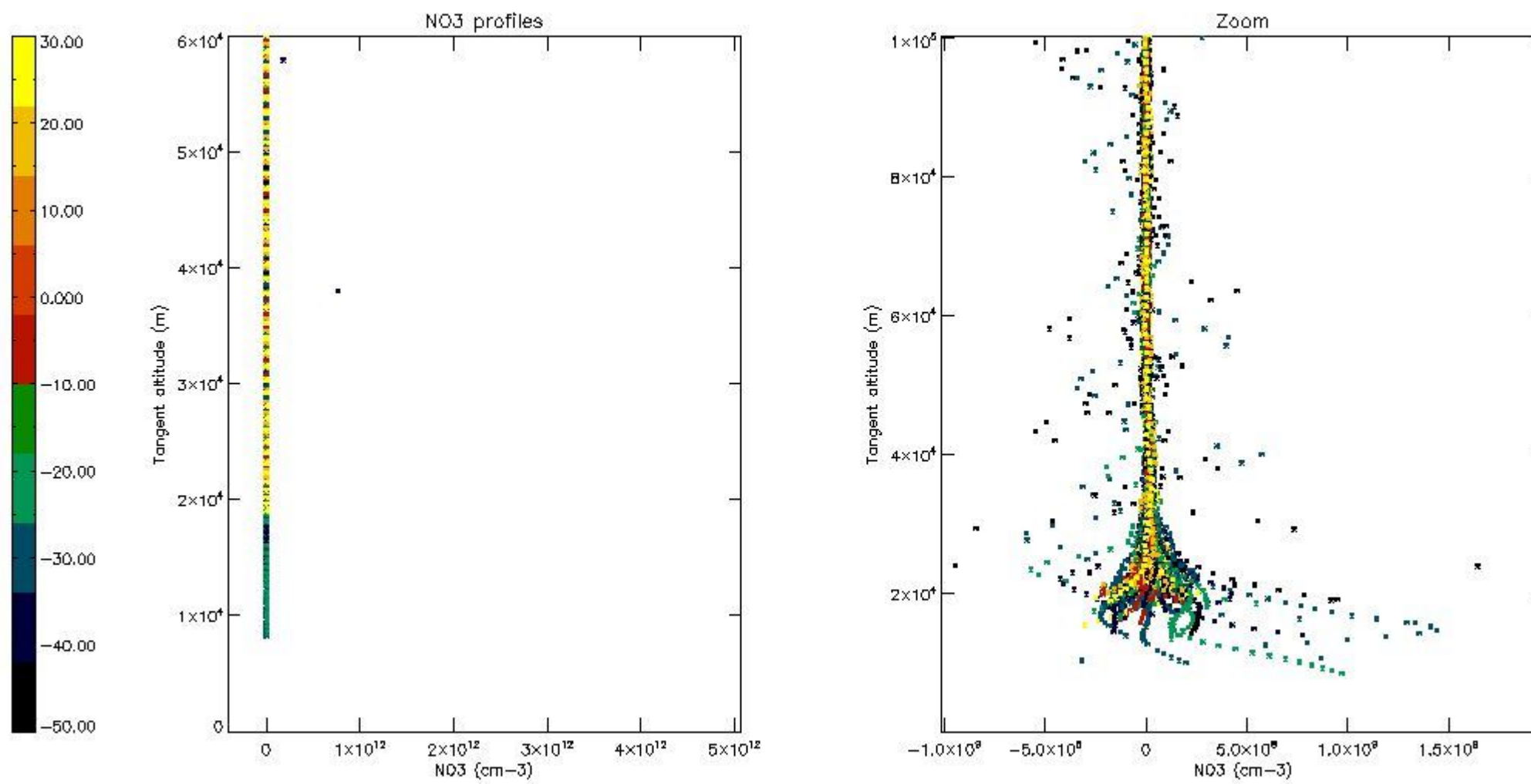
5.6 Plot NO₂ profiles for all STD (dark without errors)

The colorbar represents the latitude.



5.7 Plot NO3 profiles for all STD (dark without errors)

The colorbar represents the latitude.



6. Auxiliary Data Files used for the production reported in section 2

The number reported in the third column indicates since which file (see list in section 2) the corresponding auxiliary file has been used. The fourth column is the date of those product files.

Type	Auxiliary Filename	Used since product	Used since product date
INST_PHYS_CHARACTERISTICS	GOM_INS_AXVIEC20091111_143220_20030716_120000_20500101_000000	1	19-MAR-2007 00:01:08
LEVEL-2_PROC_CONFIG	GOM_PR2_AXVIEC20091111_152718_20020301_000000_20500101_000000	1	19-MAR-2007 00:01:08
CROSS_SECTIONS_FILE	GOM_CRS_AXVIEC20091111_154832_20020301_000000_20500101_000000	1	19-MAR-2007 00:01:08

GOMOS Level 2 Daily Report

SUMMARY

[1. General Info](#)

[2. Summary of processed GOM_NL_2P products](#)

[3. Level 2 Quality information per product](#)

[3.1 Plot of level 2 quality information per product \(time dependant\)](#)

[3.2 Plot of level 2 quality information per product \(world map\)](#)

[4. Level 1 Quality information per product \(stored on level 2 products\)](#)

[4.1 Plot of level 1 quality information per product \(time dependant\)](#)

[4.1.1 Plot of level 1 quality information per product \(time dependant\): ASCENDING](#)

[4.1.2 Plot of level 1 quality information per product \(time dependant\): DESCENDING](#)

[4.2 Plot of level 1 quality information per product \(world map\)](#)

[4.2.1 Plot of level 1 quality information per product \(world map\): ASCENDING](#)

[4.2.2 Plot of level 1 quality information per product \(world map\): DESCENDING](#)

[5. Ozone profiles based on quality statistics and other trace gas profiles](#)

[5.1 Ozone statistics based on quality of products](#)

[5.2 Plot ozone profiles for all STD \(dark without errors\)](#)

[5.3 Plot ozone profiles where STD < 20% \(dark without errors\)](#)

[5.4. Plot ozone profiles where STD < 10% \(dark without errors\)](#)

[5.5. Plot ozone profiles where STD < 5% \(dark without errors\)](#)

[5.6 Plot NO2 profiles for all STD \(dark without errors\)](#)

[5.7 Plot NO3 profiles for all STD \(dark without errors\)](#)

[5.8 Plot H2O profiles \(only for occultations of stars 1,2,3,4,13,14,16,26,63 dark without errors\) for all STD](#)

[6. Auxiliary Data Files used for the production reported in section 2](#)

This report presents the daily analysis on parameters extracted from GOMOS level 2 data (GOM_NL__2P). It is intended to monitor some important parameters that will impact the quality of these products. A list of level 2 products (and content) that have arrived during the reporting day to the PCF is also given.

Item	Value
Time of report generation	22APR2013 17:33:32
Data source version	GOMOS/6.01
Start time of products	19-03-2007 (19MAR2007 00:00:00)
Stop time of products	20-03-2007 (20MAR2007 00:00:00)
Store outputs in DB	Yes
Nb of level 2 prods	240
Nb of prods with errors	0

2. Summary of processed GOM_NL__2P products.

Nr	Filename	UTC Start time	Limb	Duration	Star Id	Star Name	Star Mag	Star Temp	Nb Meas	Orbit	Prod. error
1	GOM_NL__2PRFIN20070319_000108_000000372056_00288_26394_1667.N1	19-MAR-2007 00:01:08	Bright	37.000	36	50Alp UMa	1.8000	6300.0	74	26394	No
2	GOM_NL__2PRFIN20070319_000335_000000252056_00288_26394_1668.N1	19-MAR-2007 00:03:35	Twilight	25.000	55	79Zet UMa	2.0600	10200.	50	26394	No
3	GOM_NL__2PRFIN20070319_000808_000000402056_00288_26394_1669.N1	19-MAR-2007 00:08:08	Bright	39.500	60	7Bet UMi	2.0810	3950.0	79	26394	No
4	GOM_NL__2PRFIN20070319_001204_000000262056_00288_26394_1670.N1	19-MAR-2007 00:12:04	Twilight	26.000	119	14Eta Dra	2.7270	4700.0	52	26394	No
5	GOM_NL__2PRFIN20070319_002140_000000392056_00288_26394_1671.N1	19-MAR-2007 00:21:40	Bright	39.000	144	18Del Cyg	2.8600	11000.	78	26394	No
6	GOM_NL__2PRFIN20070319_002311_000000402056_00288_26394_1672.N1	19-MAR-2007 00:23:11	Bright	39.500	66	37Gam Cyg	2.2080	5900.0	79	26394	No
7	GOM_NL__2PRFIN20070319_003327_000000542056_00288_26394_1673.N1	19-MAR-2007 00:33:27	Twilight	54.000	11	53Alp Aql	0.76500	8000.0	108	26394	No
8	GOM_NL__2PRFIN20070319_004351_000000452056_00288_26394_1674.N1	19-MAR-2007 00:43:51	Dark	45.000	155	41Pi Sgr	2.9000	6600.0	90	26394	No
9	GOM_NL__2PRFIN20070319_004555_000000472056_00288_26394_1675.N1	19-MAR-2007 00:45:55	Dark	46.500	57	34Sig Sgr	2.0660	26000.	93	26394	No
10	GOM_NL__2PRFIN20070319_004726_000000542056_00288_26394_1676.N1	19-MAR-2007 00:47:26	Dark	54.000	137	22Lam Sgr	2.8240	4400.0	108	26394	No
11	GOM_NL__2PRFIN20070319_004926_000000482056_00288_26394_1677.N1	19-MAR-2007 00:49:26	Dark	47.500	38	20Eps Sgr	1.8360	11000.	95	26394	No
12	GOM_NL__2PRFIN20070319_005516_000000452056_00289_26395_1675.N1	19-MAR-2007 00:55:16	Dark	44.500	141	Bet Ara	2.8400	4600.0	89	26395	No
13	GOM_NL__2PRFIN20070319_010152_000000532056_00289_26395_1676.N1	19-MAR-2007 01:01:52	Dark	52.500	131	Gam Lup	2.8000	26000.	105	26395	No
14	GOM_NL__2PRFIN20070319_010344_000000502056_00289_26395_1677.N1	19-MAR-2007 01:03:44	Dark	50.000	78	Alp Lup	2.3040	28000.	100	26395	No
15	GOM_NL__2PRFIN20070319_010513_000000532056_00289_26395_1678.N1	19-MAR-2007 01:05:13	Straylight	53.000	81	Eta Cen	2.3560	28000.	106	26395	No
16	GOM_NL__2PRFIN20070319_010818_000000592056_00289_26395_1679.N1	19-MAR-2007 01:08:18	Straylight	58.500	54	5The Cen	2.0550	4500.0	117	26395	No
17	GOM_NL__2PRFIN20070319_011000_000000472056_00289_26395_1680.N1	19-MAR-2007 01:10:00	Straylight	46.500	123	lot Cen	2.7500	10200.	93	26395	No
18	GOM_NL__2PRFIN20070319_011537_000000522056_00289_26395_1681.N1	19-MAR-2007 01:15:37	Straylight	51.500	106	9Bet Crv	2.6480	5600.0	103	26395	No
19	GOM_NL__2PRFIN20070319_011752_000000482056_00289_26395_1682.N1	19-MAR-2007 01:17:52	Twilight	48.000	100	4Gam Crv	2.5800	13100.	96	26395	No
20	GOM_NL__2PRFIN20070319_012845_000000452056_00289_26395_1683.N1	19-MAR-2007 01:28:45	Bright	45.000	62	94Bet Leo	2.1360	9700.0	90	26395	No
21	GOM_NL__2PRFIN20070319_013700_000000392056_00289_26395_1684.N1	19-MAR-2007 01:37:00	Bright	39.000	174	52Psi UMa	3.0040	4400.0	78	26395	No
22	GOM_NL__2PRFIN20070319_014014_000000412056_00289_26395_1685.N1	19-MAR-2007 01:40:14	Bright	41.000	82	48Bet UMa	2.3650	10600.	82	26395	No
23	GOM_NL__2PRFIN20070319_014144_000000352056_00289_26395_1686.N1	19-MAR-2007 01:41:44	Bright	35.000	36	50Alp UMa	1.8000	6300.0	70	26395	No
24	GOM_NL__2PRFIN20070319_014410_000000252056_00289_26395_1687.N1	19-MAR-2007 01:44:10	Twilight	25.000	55	79Zet UMa	2.0600	10200.	50	26395	No
25	GOM_NL__2PRFIN20070319_014844_000000372056_00289_26395_1688.N1	19-MAR-2007 01:48:44	Bright	37.000	60	7Bet UMi	2.0810	3950.0	74	26395	No
26	GOM_NL__2PRFIN20070319_015239_000000262056_00289_26395_1689.N1	19-MAR-2007 01:52:39	Twilight	26.000	119	14Eta Dra	2.7270	4700.0	52	26395	No
27	GOM_NL__2PRFIN20070319_020216_000000402056_00289_26395_1690.N1	19-MAR-2007 02:02:16	Bright	40.000	144	18Del Cyg	2.8600	11000.	80	26395	No
28	GOM_NL__2PRFIN20070319_020347_000000362056_00289_26395_1691.N1	19-MAR-2007 02:03:47	Bright	36.000	66	37Gam Cyg	2.2080	5900.0	72	26395	No
29	GOM_NL__2PRFIN20070319_021403_000000552056_00289_26395_1692.N1	19-MAR-2007 02:14:03	Twilight	54.500	11	53Alp Aql	0.76500	8000.0	109	26395	No
30	GOM_NL__2PRFIN20070319_022428_000000472056_00289_26395_1693.N1	19-MAR-2007 02:24:28	Dark	47.000	155	41Pi Sgr	2.9000	6600.0	94	26395	No
31	GOM_NL__2PRFIN20070319_022632_000000472056_00289_26395_1694.N1	19-MAR-2007 02:26:32	Dark	47.000	57	34Sig Sgr	2.0660	26000.	94	26395	No
32	GOM_NL__2PRFIN20070319_022804_000000572056_00289_26395_1695.N1	19-MAR-2007 02:28:04	Dark	56.500	137	22Lam Sgr	2.8240	4400.0	113	26395	No
33	GOM_NL__2PRFIN20070319_023003_000000502056_00289_26395_1696.N1	19-MAR-2007 02:30:03	Dark	49.500	38	20Eps Sgr	1.8360	11000.	99	26395	No
34	GOM_NL__2PRFIN20070319_023553_000000412056_00290_26396_1691.N1	19-MAR-2007 02:35:53	Dark	40.500	141	Bet Ara	2.8400	4600.0	81	26396	No
35	GOM_NL__2PRFIN20070319_024229_000000532056_00290_26396_1692.N1	19-MAR-2007 02:42:29	Dark	53.000	131	Gam Lup	2.8000	26000.	106	26396	No
36	GOM_NL__2PRFIN20070319_024420_000000482056_00290_26396_1693.N1	19-MAR-2007 02:44:20	Dark	47.500	78	Alp Lup	2.3040	28000.	95	26396	No
37	GOM_NL__2PRFIN20070319_024550_000000502056_00290_26396_1694.N1	19-MAR-2007 02:45:50	Straylight	50.000	81	Eta Cen	2.3560	28000.	100	26396	No
38	GOM_NL__2PRFIN20070319_024854_000000562056_00290_26396_1695.N1	19-MAR-2007 02:48:54	Straylight	55.500	54	5The Cen	2.0550	4500.0	111	26396	No
39	GOM_NL__2PRFIN20070319_025037_000000462056_00290_26396_1696.N1	19-MAR-2007 02:50:37	Straylight	46.000	123	lot Cen	2.7500	10200.	92	26396	No
40	GOM_NL__2PRFIN20070319_025614_000000512056_00290_26396_1697.N1	19-MAR-2007 02:56:14	Straylight	50.500	106	9Bet Crv	2.6480	5600.0	101	26396	No
41	GOM_NL__2PRFIN20070319_025828_000000492056_00290_26396_1698.N1	19-MAR-2007 02:58:28	Twilight	48.500	100	4Gam Crv	2.5800	13100.	97	26396	No
42	GOM_NL__2PRFIN20070319_030920_000000462056_00290_26396_1699.N1	19-MAR-2007 03:09:20	Bright	46.000	62	94Bet Leo	2.1360	9700.0	92	26396	No

43	GOM_NL__2PRFIN20070319_031736_000000392056_00290_26396_1700.N1	19-MAR-2007 03:17:36	Bright	39.000	174	52Psi UMa	3.0040	4400.0	78	26396	No
44	GOM_NL__2PRFIN20070319_032049_000000372056_00290_26396_1701.N1	19-MAR-2007 03:20:49	Bright	37.000	82	48Bet UMa	2.3650	10600.	74	26396	No
45	GOM_NL__2PRFIN20070319_032220_000000382056_00290_26396_1702.N1	19-MAR-2007 03:22:20	Bright	37.500	36	50Alp UMa	1.8000	6300.0	75	26396	No
46	GOM_NL__2PRFIN20070319_032445_000000292056_00290_26396_1703.N1	19-MAR-2007 03:24:45	Twilight	29.000	55	79Zet UMa	2.0600	10200.	58	26396	No
47	GOM_NL__2PRFIN20070319_032919_000000402056_00290_26396_1704.N1	19-MAR-2007 03:29:19	Bright	39.500	60	7Bet UMi	2.0810	3950.0	79	26396	No
48	GOM_NL__2PRFIN20070319_033314_000000252056_00290_26396_1705.N1	19-MAR-2007 03:33:14	Twilight	25.000	119	14Eta Dra	2.7270	4700.0	50	26396	No
49	GOM_NL__2PRFIN20070319_034252_000000382056_00290_26396_1706.N1	19-MAR-2007 03:42:52	Bright	38.000	144	18Del Cyg	2.8600	11000.	76	26396	No
50	GOM_NL__2PRFIN20070319_034423_000000562056_00290_26396_1707.N1	19-MAR-2007 03:44:23	Bright	56.000	66	37Gam Cyg	2.2080	5900.0	112	26396	No
51	GOM_NL__2PRFIN20070319_035440_000000522056_00290_26396_1708.N1	19-MAR-2007 03:54:40	Twilight	51.500	11	53Alp Aql	0.76500	8000.0	103	26396	No
52	GOM_NL__2PRFIN20070319_040505_000000452056_00290_26396_1709.N1	19-MAR-2007 04:05:05	Dark	45.000	155	41Pi Sgr	2.9000	6600.0	90	26396	No
53	GOM_NL__2PRFIN20070319_040709_000000482056_00290_26396_1710.N1	19-MAR-2007 04:07:09	Dark	48.000	57	34Sig Sgr	2.0660	26000.	96	26396	No
54	GOM_NL__2PRFIN20070319_040841_000000532056_00290_26396_1711.N1	19-MAR-2007 04:08:41	Dark	52.500	137	22Lam Sgr	2.8240	4400.0	105	26396	No
55	GOM_NL__2PRFIN20070319_041040_000000492056_00290_26396_1712.N1	19-MAR-2007 04:10:40	Dark	48.500	38	20Eps Sgr	1.8360	11000.	97	26396	No
56	GOM_NL__2PRFIN20070319_041630_000000412056_00291_26397_1702.N1	19-MAR-2007 04:16:30	Dark	41.000	141	Bet Ara	2.8400	4600.0	82	26397	No
57	GOM_NL__2PRFIN20070319_042306_000000532056_00291_26397_1703.N1	19-MAR-2007 04:23:06	Dark	52.500	131	Gam Lup	2.8000	26000.	105	26397	No
58	GOM_NL__2PRFIN20070319_042457_000000472056_00291_26397_1704.N1	19-MAR-2007 04:24:57	Dark	46.500	78	Alp Lup	2.3040	28000.	93	26397	No
59	GOM_NL__2PRFIN20070319_042627_000000492056_00291_26397_1705.N1	19-MAR-2007 04:26:27	Straylight	49.000	81	Eta Cen	2.3560	28000.	98	26397	No
60	GOM_NL__2PRFIN20070319_042931_000000592056_00291_26397_1706.N1	19-MAR-2007 04:29:31	Straylight	58.500	54	5The Cen	2.0550	4500.0	117	26397	No
61	GOM_NL__2PRFIN20070319_043113_000000492056_00291_26397_1707.N1	19-MAR-2007 04:31:13	Straylight	48.500	123	lot Cen	2.7500	10200.	97	26397	No
62	GOM_NL__2PRFIN20070319_043650_000000542056_00291_26397_1708.N1	19-MAR-2007 04:36:50	Straylight	53.500	106	9Bet Crv	2.6480	5600.0	107	26397	No
63	GOM_NL__2PRFIN20070319_043905_000000512056_00291_26397_1709.N1	19-MAR-2007 04:39:05	Twilight	50.500	100	4Gam Crv	2.5800	13100.	101	26397	No
64	GOM_NL__2PRFIN20070319_044956_000000452056_00291_26397_1710.N1	19-MAR-2007 04:49:56	Bright	44.500	62	94Bet Leo	2.1360	9700.0	89	26397	No
65	GOM_NL__2PRFIN20070319_045812_000000392056_00291_26397_1711.N1	19-MAR-2007 04:58:12	Bright	38.500	174	52Psi UMa	3.0040	4400.0	77	26397	No
66	GOM_NL__2PRFIN20070319_050125_000000372056_00291_26397_1712.N1	19-MAR-2007 05:01:25	Bright	36.500	82	48Bet UMa	2.3650	10600.	73	26397	No
67	GOM_NL__2PRFIN20070319_050255_000000362056_00291_26397_1713.N1	19-MAR-2007 05:02:55	Bright	36.000	36	50Alp UMa	1.8000	6300.0	72	26397	No
68	GOM_NL__2PRFIN20070319_050521_000000292056_00291_26397_1714.N1	19-MAR-2007 05:05:21	Twilight	29.000	55	79Zet UMa	2.0600	10200.	58	26397	No
69	GOM_NL__2PRFIN20070319_050955_000000412056_00291_26397_1715.N1	19-MAR-2007 05:09:55	Bright	41.000	60	7Bet UMi	2.0810	3950.0	82	26397	No
70	GOM_NL__2PRFIN20070319_051350_000000252056_00291_26397_1716.N1	19-MAR-2007 05:13:50	Twilight	25.000	119	14Eta Dra	2.7270	4700.0	50	26397	No
71	GOM_NL__2PRFIN20070319_052328_000000592056_00291_26397_1717.N1	19-MAR-2007 05:23:28	Bright	59.000	144	18Del Cyg	2.8600	11000.	118	26397	No
72	GOM_NL__2PRFIN20070319_052459_000000392056_00291_26397_1718.N1	19-MAR-2007 05:24:59	Bright	38.500	66	37Gam Cyg	2.2080	5900.0	77	26397	No
73	GOM_NL__2PRFIN20070319_053516_000000502056_00291_26397_1719.N1	19-MAR-2007 05:35:16	Twilight	50.000	11	53Alp Aql	0.76500	8000.0	100	26397	No
74	GOM_NL__2PRFIN20070319_054542_000000462056_00291_26397_1720.N1	19-MAR-2007 05:45:42	Dark	45.500	155	41Pi Sgr	2.9000	6600.0	91	26397	No
75	GOM_NL__2PRFIN20070319_054746_000000512056_00291_26397_1721.N1	19-MAR-2007 05:47:46	Dark	51.000	57	34Sig Sgr	2.0660	26000.	102	26397	No
76	GOM_NL__2PRFIN20070319_054918_000000632056_00291_26397_1722.N1	19-MAR-2007 05:49:18	Dark	63.000	137	22Lam Sgr	2.8240	4400.0	126	26397	No
77	GOM_NL__2PRFIN20070319_055117_000000522056_00291_26397_1723.N1	19-MAR-2007 05:51:17	Dark	51.500	38	20Eps Sgr	1.8360	11000.	103	26397	No
78	GOM_NL__2PRFIN20070319_073743_000000412056_00293_26399_4020.N1	19-MAR-2007 07:37:43	Dark	40.500	141	Bet Ara	2.8400	4600.0	81	26399	No
79	GOM_NL__2PRFIN20070319_074420_000000522056_00293_26399_4021.N1	19-MAR-2007 07:44:20	Dark	52.000	131	Gam Lup	2.8000	26000.	104	26399	No
80	GOM_NL__2PRFIN20070319_074611_000000482056_00293_26399_4022.N1	19-MAR-2007 07:46:11	Dark	47.500	78	Alp Lup	2.3040	28000.	95	26399	No
81	GOM_NL__2PRFIN20070319_074740_000000512056_00293_26399_4023.N1	19-MAR-2007 07:47:40	Straylight	51.000	81	Eta Cen	2.3560	28000.	102	26399	No
82	GOM_NL__2PRFIN20070319_075045_000000592056_00293_26399_4024.N1	19-MAR-2007 07:50:45	Straylight	58.500	54	5The Cen	2.0550	4500.0	117	26399	No
83	GOM_NL__2PRFIN20070319_075226_000000482056_00293_26399_4025.N1	19-MAR-2007 07:52:26	Straylight	48.000	123	lot Cen	2.7500	10200.	96	26399	No
84	GOM_NL__2PRFIN20070319_075802_000000492056_00293_26399_4026.N1	19-MAR-2007 07:58:02	Straylight	49.000	106	9Bet Crv	2.6480	5600.0	98	26399	No
85	GOM_NL__2PRFIN20070319_080017_000000482056_00293_26399_4027.N1	19-MAR-2007 08:00:17	Twilight	48.000	100	4Gam Crv	2.5800	13100.	96	26399	No
86	GOM_NL__2PRFIN20070319_081107_000000452056_00293_26399_4028.N1	19-MAR-2007 08:11:07	Bright	44.500	62	94Bet Leo	2.1360	9700.0	89	26399	No
87	GOM_NL__2PRFIN20070319_081923_000000392056_00293_26399_4029.N1	19-MAR-2007 08:19:23	Bright	38.500	174	52Psi UMa	3.0040	4400.0	77	26399	No
88	GOM_NL__2PRFIN20070319_082237_000000382056_00293_26399_4030.N1	19-MAR-2007 08:22:37	Bright	38.000	82	48Bet UMa	2.3650	10600.	76	26399	No
89	GOM_NL__2PRFIN20070319_082407_000000392056_00293_26399_4031.N1	19-MAR-2007 08:24:07	Bright	38.500	36	50Alp UMa	1.8000	6300.0	77	26399	No
90	GOM_NL__2PRFIN20070319_082631_000000322056_00293_26399_4032.N1	19-MAR-2007 08:26:31	Twilight	32.000	55	79Zet UMa	2.0600	10200.	64	26399	No
91	GOM_NL__2PRFIN20070319_083106_000000402056_00293_26399_4033.N1	19-MAR-2007 08:31:06	Bright	40.000	60	7Bet UMi	2.0810	3950.0	80	26399	No
92	GOM_NL__2PRFIN20070319_084436_000000382056_00293_26399_4034.N1	19-MAR-2007 08:44:36	Bright	37.500	19	50Alp Cyg	1.2460	10500.	75	26399	No
93	GOM_NL__2PRFIN20070319_084611_000000532056_00293_26399_4035.N1	19-MAR-2007 08:46:11	Bright	53.000	66	37Gam Cyg	2.2080	5900.0	106	26399	No
94	GOM_NL__2PRFIN20070319_085629_000000552056_00293_26399_4036.N1	19-MAR-2007 08:56:29	Twilight	55.000	11	53Alp Aql	0.76500	8000.0	110	26399	No
95	GOM_NL__2PRFIN20070319_090655_000000472056_00293_26399_4037.N1	19-MAR-2007 09:06:55	Dark	47.000	155	41Pi Sgr	2.9000	6600.0	94	26399	No
96	GOM_NL__2PRFIN20070319_090900_000000472056_00293_26399_4038.N1	19-MAR-2007 09:09:00	Dark	46.500	57	34Sig Sgr	2.0660	26000.	93	26399	No
97	GOM_NL__2PRFIN20070319_091032_000000512056_00293_26399_4039.N1	19-MAR-2007 09:10:32	Dark	51.000	137	22Lam Sgr	2.8240	4400.0	102	26399	No
98	GOM_NL__2PRFIN20070319_091231_000000532056_00293_26399_4040.N1	19-MAR-2007 09:12:31	Dark	52.500	38	20Eps Sgr	1.8360	11000.	105	26399	No
99	GOM_NL__2PRFIN20070319_105856_000000412056_00295_26401_4445.N1	19-MAR-2007 10:58:56	Dark	41.000	141	Bet Ara	2.8400	4600.0	82	26401	No
100	GOM_NL__2PRFIN20070319_110534_000000542056_00295_26401_4446.N1	19-MAR-2007 11:05:34	Dark	54.000	131	Gam Lup	2.8000	26000.	108	26401	No
101	GOM_NL__2PRFIN20070319_110724_000000472056_00295_26401_4447.N1	19-MAR-2007 11:07:24	Dark	46.500	78	Alp Lup	2.3040	28000.	93	26401	No

102	GOM_NL__2PRFIN20070319_110854_000000502056_00295_26401_4448.N1	19-MAR-2007 11:08:54	Straylight	50.000	81	Eta Cen	2.3560	28000.	100	26401	No
103	GOM_NL__2PRFIN20070319_111158_000000582056_00295_26401_4449.N1	19-MAR-2007 11:11:58	Straylight	58.000	54	5The Cen	2.0550	4500.0	116	26401	No
104	GOM_NL__2PRFIN20070319_111339_000000492056_00295_26401_4450.N1	19-MAR-2007 11:13:39	Straylight	49.000	123	lot Cen	2.7500	10200.	98	26401	No
105	GOM_NL__2PRFIN20070319_111914_000000492056_00295_26401_4451.N1	19-MAR-2007 11:19:14	Straylight	49.000	106	9Bet Crv	2.6480	5600.0	98	26401	No
106	GOM_NL__2PRFIN20070319_112129_000000462056_00295_26401_4452.N1	19-MAR-2007 11:21:29	Tw_i_and_stray	46.000	100	4Gam Crv	2.5800	13100.	92	26401	No
107	GOM_NL__2PRFIN20070319_113218_000000432056_00295_26401_4453.N1	19-MAR-2007 11:32:18	Bright	43.000	62	94Bet Leo	2.1360	9700.0	86	26401	No
108	GOM_NL__2PRFIN20070319_114034_000000392056_00295_26401_4454.N1	19-MAR-2007 11:40:34	Bright	38.500	174	52Psi UMa	3.0040	4400.0	77	26401	No
109	GOM_NL__2PRFIN20070319_114348_000000372056_00295_26401_4455.N1	19-MAR-2007 11:43:48	Bright	37.000	82	48Bet UMa	2.3650	10600.	74	26401	No
110	GOM_NL__2PRFIN20070319_114518_000000382056_00295_26401_4456.N1	19-MAR-2007 11:45:18	Bright	38.000	36	50Alp UMa	1.8000	6300.0	76	26401	No
111	GOM_NL__2PRFIN20070319_114741_000000362056_00295_26401_4457.N1	19-MAR-2007 11:47:41	Bright	36.000	55	79Zet UMa	2.0600	10200.	72	26401	No
112	GOM_NL__2PRFIN20070319_115217_000000402056_00295_26401_4458.N1	19-MAR-2007 11:52:17	Bright	40.000	60	7Bet UMi	2.0810	3950.0	80	26401	No
113	GOM_NL__2PRFIN20070319_120548_000000382056_00295_26401_4459.N1	19-MAR-2007 12:05:48	Bright	38.000	19	50Alp Cyg	1.2460	10500.	76	26401	No
114	GOM_NL__2PRFIN20070319_120723_000000392056_00295_26401_4460.N1	19-MAR-2007 12:07:23	Bright	39.000	66	37Gam Cyg	2.2080	5900.0	78	26401	No
115	GOM_NL__2PRFIN20070319_121742_000000552056_00295_26401_4461.N1	19-MAR-2007 12:17:42	Tw_i_and_stray	54.500	11	53Alp Aql	0.76500	8000.0	109	26401	No
116	GOM_NL__2PRFIN20070319_122809_000000462056_00295_26401_4462.N1	19-MAR-2007 12:28:09	Dark	46.000	155	41Pi Sgr	2.9000	6600.0	92	26401	No
117	GOM_NL__2PRFIN20070319_123013_000000512056_00295_26401_4463.N1	19-MAR-2007 12:30:13	Dark	50.500	57	34Sig Sgr	2.0660	26000.	101	26401	No
118	GOM_NL__2PRFIN20070319_123146_000000532056_00295_26401_4464.N1	19-MAR-2007 12:31:46	Dark	52.500	137	22Lam Sgr	2.8240	4400.0	105	26401	No
119	GOM_NL__2PRFIN20070319_123345_000000492056_00295_26401_4465.N1	19-MAR-2007 12:33:45	Dark	48.500	38	20Eps Sgr	1.8360	11000.	97	26401	No
120	GOM_NL__2PRFIN20070319_123933_000000422056_00296_26402_1761.N1	19-MAR-2007 12:39:33	Dark	42.000	141	Bet Ara	2.8400	4600.0	84	26402	No
121	GOM_NL__2PRFIN20070319_124611_000000542056_00296_26402_1762.N1	19-MAR-2007 12:46:11	Dark	54.000	131	Gam Lup	2.8000	26000.	108	26402	No
122	GOM_NL__2PRFIN20070319_124801_000000452056_00296_26402_1763.N1	19-MAR-2007 12:48:01	Dark	45.000	78	Alp Lup	2.3040	28000.	90	26402	No
123	GOM_NL__2PRFIN20070319_124930_000000492056_00296_26402_1764.N1	19-MAR-2007 12:49:30	Straylight	48.500	81	Eta Cen	2.3560	28000.	97	26402	No
124	GOM_NL__2PRFIN20070319_125235_000000602056_00296_26402_1765.N1	19-MAR-2007 12:52:35	Straylight	60.000	54	5The Cen	2.0550	4500.0	120	26402	No
125	GOM_NL__2PRFIN20070319_125415_000000492056_00296_26402_1766.N1	19-MAR-2007 12:54:15	Straylight	49.000	123	lot Cen	2.7500	10200.	98	26402	No
126	GOM_NL__2PRFIN20070319_125951_000000512056_00296_26402_1767.N1	19-MAR-2007 12:59:51	Straylight	50.500	106	9Bet Crv	2.6480	5600.0	101	26402	No
127	GOM_NL__2PRFIN20070319_130205_000000492056_00296_26402_1768.N1	19-MAR-2007 13:02:05	Tw_i_and_stray	48.500	100	4Gam Crv	2.5800	13100.	97	26402	No
128	GOM_NL__2PRFIN20070319_131254_000000452056_00296_26402_1769.N1	19-MAR-2007 13:12:54	Bright	45.000	62	94Bet Leo	2.1360	9700.0	90	26402	No
129	GOM_NL__2PRFIN20070319_132110_000000382056_00296_26402_1770.N1	19-MAR-2007 13:21:10	Bright	38.000	174	52Psi UMa	3.0040	4400.0	76	26402	No
130	GOM_NL__2PRFIN20070319_132424_000000362056_00296_26402_1771.N1	19-MAR-2007 13:24:24	Bright	35.500	82	48Bet UMa	2.3650	10600.	71	26402	No
131	GOM_NL__2PRFIN20070319_132554_000000382056_00296_26402_1772.N1	19-MAR-2007 13:25:54	Bright	37.500	36	50Alp UMa	1.8000	6300.0	75	26402	No
132	GOM_NL__2PRFIN20070319_132816_000000392056_00296_26402_1773.N1	19-MAR-2007 13:28:16	Bright	39.000	55	79Zet UMa	2.0600	10200.	78	26402	No
133	GOM_NL__2PRFIN20070319_133253_000000402056_00296_26402_1774.N1	19-MAR-2007 13:32:53	Bright	40.000	60	7Bet UMi	2.0810	3950.0	80	26402	No
134	GOM_NL__2PRFIN20070319_134624_000000372056_00296_26402_1775.N1	19-MAR-2007 13:46:24	Bright	37.000	19	50Alp Cyg	1.2460	10500.	74	26402	No
135	GOM_NL__2PRFIN20070319_134759_000000392056_00296_26402_1776.N1	19-MAR-2007 13:47:59	Bright	39.000	66	37Gam Cyg	2.2080	5900.0	78	26402	No
136	GOM_NL__2PRFIN20070319_135818_000000532056_00296_26402_1777.N1	19-MAR-2007 13:58:18	Tw_i_and_stray	52.500	11	53Alp Aql	0.76500	8000.0	105	26402	No
137	GOM_NL__2PRFIN20070319_140845_000000512056_00296_26402_1778.N1	19-MAR-2007 14:08:45	Dark	50.500	155	41Pi Sgr	2.9000	6600.0	101	26402	No
138	GOM_NL__2PRFIN20070319_141050_000000462056_00296_26402_1779.N1	19-MAR-2007 14:10:50	Dark	46.000	57	34Sig Sgr	2.0660	26000.	92	26402	No
139	GOM_NL__2PRFIN20070319_141223_000000542056_00296_26402_1780.N1	19-MAR-2007 14:12:23	Dark	53.500	137	22Lam Sgr	2.8240	4400.0	107	26402	No
140	GOM_NL__2PRFIN20070319_141422_000000482056_00296_26402_1781.N1	19-MAR-2007 14:14:22	Dark	48.000	38	20Eps Sgr	1.8360	11000.	96	26402	No
141	GOM_NL__2PRFIN20070319_142009_000000452056_00297_26403_8355.N1	19-MAR-2007 14:20:09	Dark	44.500	141	Bet Ara	2.8400	4600.0	89	26403	No
142	GOM_NL__2PRFIN20070319_142648_000000542056_00297_26403_8356.N1	19-MAR-2007 14:26:48	Dark	53.500	131	Gam Lup	2.8000	26000.	107	26403	No
143	GOM_NL__2PRFIN20070319_142837_000000462056_00297_26403_8357.N1	19-MAR-2007 14:28:37	Dark	46.000	78	Alp Lup	2.3040	28000.	92	26403	No
144	GOM_NL__2PRFIN20070319_143007_000000482056_00297_26403_8358.N1	19-MAR-2007 14:30:07	Straylight	48.000	81	Eta Cen	2.3560	28000.	96	26403	No
145	GOM_NL__2PRFIN20070319_143311_000000612056_00297_26403_8359.N1	19-MAR-2007 14:33:11	Straylight	61.000	54	5The Cen	2.0550	4500.0	122	26403	No
146	GOM_NL__2PRFIN20070319_143452_000000492056_00297_26403_8360.N1	19-MAR-2007 14:34:52	Straylight	49.000	123	lot Cen	2.7500	10200.	98	26403	No
147	GOM_NL__2PRFIN20070319_144027_000000512056_00297_26403_8361.N1	19-MAR-2007 14:40:27	Straylight	50.500	106	9Bet Crv	2.6480	5600.0	101	26403	No
148	GOM_NL__2PRFIN20070319_144241_000000492056_00297_26403_8362.N1	19-MAR-2007 14:42:41	Tw_i_and_stray	49.000	100	4Gam Crv	2.5800	13100.	98	26403	No
149	GOM_NL__2PRFIN20070319_145329_000000442056_00297_26403_8363.N1	19-MAR-2007 14:53:29	Bright	44.000	62	94Bet Leo	2.1360	9700.0	88	26403	No
150	GOM_NL__2PRFIN20070319_150145_000000372056_00297_26403_8364.N1	19-MAR-2007 15:01:45	Bright	36.500	174	52Psi UMa	3.0040	4400.0	73	26403	No
151	GOM_NL__2PRFIN20070319_150459_000000372056_00297_26403_8365.N1	19-MAR-2007 15:04:59	Bright	36.500	82	48Bet UMa	2.3650	10600.	73	26403	No
152	GOM_NL__2PRFIN20070319_150630_000000392056_00297_26403_8366.N1	19-MAR-2007 15:06:30	Bright	39.000	36	50Alp UMa	1.8000	6300.0	78	26403	No
153	GOM_NL__2PRFIN20070319_150851_000000392056_00297_26403_8367.N1	19-MAR-2007 15:08:51	Bright	39.000	55	79Zet UMa	2.0600	10200.	78	26403	No
154	GOM_NL__2PRFIN20070319_151328_000000412056_00297_26403_8368.N1	19-MAR-2007 15:13:28	Bright	40.500	60	7Bet UMi	2.0810	3950.0	81	26403	No
155	GOM_NL__2PRFIN20070319_152700_000000382056_00297_26403_8369.N1	19-MAR-2007 15:27:00	Bright	37.500	19	50Alp Cyg	1.2460	10500.	75	26403	No
156	GOM_NL__2PRFIN20070319_152835_000000372056_00297_26403_8370.N1	19-MAR-2007 15:28:35	Bright	36.500	66	37Gam Cyg	2.2080	5900.0	73	26403	No
157	GOM_NL__2PRFIN20070319_153855_000000512056_00297_26403_8371.N1	19-MAR-2007 15:38:55	Tw_i_and_stray	50.500	11	53Alp Aql	0.76500	8000.0	101	26403	No
158	GOM_NL__2PRFIN20070319_154922_000000472056_00297_26403_8372.N1	19-MAR-2007 15:49:22	Dark	46.500	155	41Pi Sgr	2.9000	6600.0	93	26403	No
159	GOM_NL__2PRFIN20070319_155127_000000472056_00297_26403_8373.N1	19-MAR-2007 15:51:27	Dark	47.000	57	34Sig Sgr	2.0660	26000.	94	26403	No
160	GOM_NL__2PRFIN20070319_155300_000000612056_00297_26403_8374.N1	19-MAR-2007 15:53:00	Dark	61.000	137	22Lam Sgr	2.8240	4400.0	122	26403	No

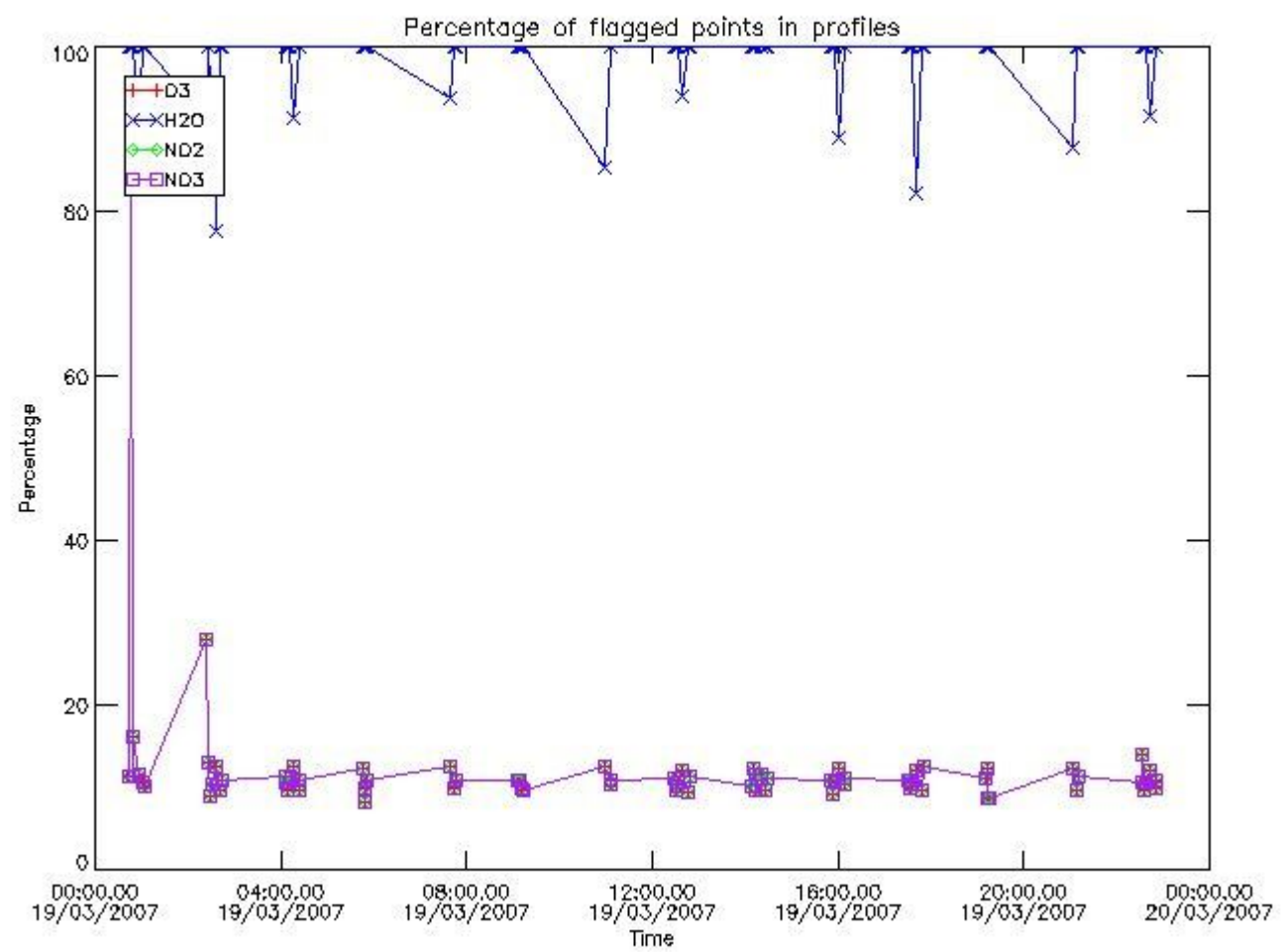
161	GOM_NL__2PRFIN20070319_155459_000000492056_00297_26403_8375.N1	19-MAR-2007 15:54:59	Dark	48.500	38	20Eps Sgr	1.8360	11000.	97	26403	No
162	GOM_NL__2PRFIN20070319_160046_000000422056_00298_26404_8602.N1	19-MAR-2007 16:00:46	Dark	41.500	141	Bet Ara	2.8400	4600.0	83	26404	No
163	GOM_NL__2PRFIN20070319_160725_000000542056_00298_26404_8603.N1	19-MAR-2007 16:07:25	Dark	53.500	131	Gam Lup	2.8000	26000.	107	26404	No
164	GOM_NL__2PRFIN20070319_160914_000000462056_00298_26404_8604.N1	19-MAR-2007 16:09:14	Dark	46.000	78	Alp Lup	2.3040	28000.	92	26404	No
165	GOM_NL__2PRFIN20070319_161044_000000512056_00298_26404_8605.N1	19-MAR-2007 16:10:44	Straylight	50.500	81	Eta Cen	2.3560	28000.	101	26404	No
166	GOM_NL__2PRFIN20070319_161348_000000602056_00298_26404_8606.N1	19-MAR-2007 16:13:48	Straylight	59.500	54	5The Cen	2.0550	4500.0	119	26404	No
167	GOM_NL__2PRFIN20070319_161528_000000492056_00298_26404_8607.N1	19-MAR-2007 16:15:28	Straylight	49.000	123	lot Cen	2.7500	10200.	98	26404	No
168	GOM_NL__2PRFIN20070319_162103_000000532056_00298_26404_8608.N1	19-MAR-2007 16:21:03	Straylight	52.500	106	9Bet Crv	2.6480	5600.0	105	26404	No
169	GOM_NL__2PRFIN20070319_162317_000000482056_00298_26404_8609.N1	19-MAR-2007 16:23:17	Tw_i_and_stray	48.000	100	4Gam Crv	2.5800	13100.	96	26404	No
170	GOM_NL__2PRFIN20070319_163405_000000452056_00298_26404_8610.N1	19-MAR-2007 16:34:05	Bright	45.000	62	94Bet Leo	2.1360	9700.0	90	26404	No
171	GOM_NL__2PRFIN20070319_164221_000000382056_00298_26404_8611.N1	19-MAR-2007 16:42:21	Bright	38.000	174	52Psi UMa	3.0040	4400.0	76	26404	No
172	GOM_NL__2PRFIN20070319_164535_000000372056_00298_26404_8612.N1	19-MAR-2007 16:45:35	Bright	36.500	82	48Bet UMa	2.3650	10600.	73	26404	No
173	GOM_NL__2PRFIN20070319_164705_000000392056_00298_26404_8613.N1	19-MAR-2007 16:47:05	Bright	39.000	36	50Alp UMa	1.8000	6300.0	78	26404	No
174	GOM_NL__2PRFIN20070319_164927_000000432056_00298_26404_8614.N1	19-MAR-2007 16:49:27	Bright	43.000	55	79Zet UMa	2.0600	10200.	86	26404	No
175	GOM_NL__2PRFIN20070319_165404_000000402056_00298_26404_8615.N1	19-MAR-2007 16:54:04	Bright	40.000	60	7Bet UMi	2.0810	3950.0	80	26404	No
176	GOM_NL__2PRFIN20070319_170736_000000392056_00298_26404_8616.N1	19-MAR-2007 17:07:36	Bright	38.500	19	50Alp Cyg	1.2460	10500.	77	26404	No
177	GOM_NL__2PRFIN20070319_170911_000000372056_00298_26404_8617.N1	19-MAR-2007 17:09:11	Bright	37.000	66	37Gam Cyg	2.2080	5900.0	74	26404	No
178	GOM_NL__2PRFIN20070319_171931_000000532056_00298_26404_8618.N1	19-MAR-2007 17:19:31	Tw_i_and_stray	53.000	11	53Alp Aql	0.76500	8000.0	106	26404	No
179	GOM_NL__2PRFIN20070319_172959_000000472056_00298_26404_8619.N1	19-MAR-2007 17:29:59	Dark	46.500	155	41Pi Sgr	2.9000	6600.0	93	26404	No
180	GOM_NL__2PRFIN20070319_173204_000000482056_00298_26404_8620.N1	19-MAR-2007 17:32:04	Dark	47.500	57	34Sig Sgr	2.0660	26000.	95	26404	No
181	GOM_NL__2PRFIN20070319_173337_000000512056_00298_26404_8621.N1	19-MAR-2007 17:33:37	Dark	51.000	137	22Lam Sgr	2.8240	4400.0	102	26404	No
182	GOM_NL__2PRFIN20070319_173536_000000492056_00298_26404_8622.N1	19-MAR-2007 17:35:36	Dark	49.000	38	20Eps Sgr	1.8360	11000.	98	26404	No
183	GOM_NL__2PRFIN20070319_174123_000000432056_00299_26405_8783.N1	19-MAR-2007 17:41:23	Dark	42.500	141	Bet Ara	2.8400	4600.0	85	26405	No
184	GOM_NL__2PRFIN20070319_174802_000000532056_00299_26405_8784.N1	19-MAR-2007 17:48:02	Dark	52.500	131	Gam Lup	2.8000	26000.	105	26405	No
185	GOM_NL__2PRFIN20070319_174951_000000452056_00299_26405_8785.N1	19-MAR-2007 17:49:51	Dark	45.000	78	Alp Lup	2.3040	28000.	90	26405	No
186	GOM_NL__2PRFIN20070319_175121_000000502056_00299_26405_8786.N1	19-MAR-2007 17:51:21	Straylight	49.500	81	Eta Cen	2.3560	28000.	99	26405	No
187	GOM_NL__2PRFIN20070319_175425_000000582056_00299_26405_8787.N1	19-MAR-2007 17:54:25	Straylight	58.000	54	5The Cen	2.0550	4500.0	116	26405	No
188	GOM_NL__2PRFIN20070319_175605_000000482056_00299_26405_8788.N1	19-MAR-2007 17:56:05	Straylight	47.500	123	lot Cen	2.7500	10200.	95	26405	No
189	GOM_NL__2PRFIN20070319_180139_000000512056_00299_26405_8789.N1	19-MAR-2007 18:01:39	Straylight	50.500	106	9Bet Crv	2.6480	5600.0	101	26405	No
190	GOM_NL__2PRFIN20070319_180353_000000492056_00299_26405_8790.N1	19-MAR-2007 18:03:53	Tw_i_and_stray	48.500	100	4Gam Crv	2.5800	13100.	97	26405	No
191	GOM_NL__2PRFIN20070319_181440_000000442056_00299_26405_8791.N1	19-MAR-2007 18:14:40	Bright	44.000	62	94Bet Leo	2.1360	9700.0	88	26405	No
192	GOM_NL__2PRFIN20070319_182257_000000392056_00299_26405_8792.N1	19-MAR-2007 18:22:57	Bright	39.000	174	52Psi UMa	3.0040	4400.0	78	26405	No
193	GOM_NL__2PRFIN20070319_182611_000000462056_00299_26405_8793.N1	19-MAR-2007 18:26:11	Bright	46.000	82	48Bet UMa	2.3650	10600.	92	26405	No
194	GOM_NL__2PRFIN20070319_182741_000000392056_00299_26405_8794.N1	19-MAR-2007 18:27:41	Bright	38.500	36	50Alp UMa	1.8000	6300.0	77	26405	No
195	GOM_NL__2PRFIN20070319_183002_000000432056_00299_26405_8795.N1	19-MAR-2007 18:30:02	Bright	43.000	55	79Zet UMa	2.0600	10200.	86	26405	No
196	GOM_NL__2PRFIN20070319_183439_000000412056_00299_26405_8796.N1	19-MAR-2007 18:34:39	Bright	41.000	60	7Bet UMi	2.0810	3950.0	82	26405	No
197	GOM_NL__2PRFIN20070319_184812_000000392056_00299_26405_8797.N1	19-MAR-2007 18:48:12	Bright	38.500	19	50Alp Cyg	1.2460	10500.	77	26405	No
198	GOM_NL__2PRFIN20070319_184947_000000392056_00299_26405_8798.N1	19-MAR-2007 18:49:47	Bright	38.500	66	37Gam Cyg	2.2080	5900.0	77	26405	No
199	GOM_NL__2PRFIN20070319_190008_000000552056_00299_26405_8799.N1	19-MAR-2007 19:00:08	Tw_i_and_stray	54.500	11	53Alp Aql	0.76500	8000.0	109	26405	No
200	GOM_NL__2PRFIN20070319_191036_000000462056_00299_26405_8800.N1	19-MAR-2007 19:10:36	Dark	46.000	155	41Pi Sgr	2.9000	6600.0	92	26405	No
201	GOM_NL__2PRFIN20070319_191241_000000462056_00299_26405_8801.N1	19-MAR-2007 19:12:41	Dark	46.000	57	34Sig Sgr	2.0660	26000.	92	26405	No
202	GOM_NL__2PRFIN20070319_191415_000000592056_00299_26405_8802.N1	19-MAR-2007 19:14:15	Dark	58.500	137	22Lam Sgr	2.8240	4400.0	117	26405	No
203	GOM_NL__2PRFIN20070319_191613_000000582056_00299_26405_8803.N1	19-MAR-2007 19:16:13	Dark	58.000	38	20Eps Sgr	1.8360	11000.	116	26405	No
204	GOM_NL__2PRFIN20070319_210236_000000422056_00301_26407_9032.N1	19-MAR-2007 21:02:36	Dark	41.500	141	Bet Ara	2.8400	4600.0	83	26407	No
205	GOM_NL__2PRFIN20070319_210916_000000532056_00301_26407_9033.N1	19-MAR-2007 21:09:16	Dark	53.000	131	Gam Lup	2.8000	26000.	106	26407	No
206	GOM_NL__2PRFIN20070319_211104_000000452056_00301_26407_9034.N1	19-MAR-2007 21:11:04	Dark	45.000	78	Alp Lup	2.3040	28000.	90	26407	No
207	GOM_NL__2PRFIN20070319_211234_000000492056_00301_26407_9035.N1	19-MAR-2007 21:12:34	Straylight	48.500	81	Eta Cen	2.3560	28000.	97	26407	No
208	GOM_NL__2PRFIN20070319_211538_000000592056_00301_26407_9036.N1	19-MAR-2007 21:15:38	Straylight	59.000	54	5The Cen	2.0550	4500.0	118	26407	No
209	GOM_NL__2PRFIN20070319_211718_000000482056_00301_26407_9037.N1	19-MAR-2007 21:17:18	Straylight	48.000	123	lot Cen	2.7500	10200.	96	26407	No
210	GOM_NL__2PRFIN20070319_212252_000000512056_00301_26407_9038.N1	19-MAR-2007 21:22:52	Straylight	51.000	106	9Bet Crv	2.6480	5600.0	102	26407	No
211	GOM_NL__2PRFIN20070319_212505_000000482056_00301_26407_9039.N1	19-MAR-2007 21:25:05	Tw_i_and_stray	47.500	100	4Gam Crv	2.5800	13100.	95	26407	No
212	GOM_NL__2PRFIN20070319_213551_000000442056_00301_26407_9040.N1	19-MAR-2007 21:35:51	Bright	44.000	62	94Bet Leo	2.1360	9700.0	88	26407	No
213	GOM_NL__2PRFIN20070319_214408_000000402056_00301_26407_9041.N1	19-MAR-2007 21:44:08	Bright	39.500	174	52Psi UMa	3.0040	4400.0	79	26407	No
214	GOM_NL__2PRFIN20070319_214722_000000372056_00301_26407_9042.N1	19-MAR-2007 21:47:22	Bright	37.000	82	48Bet UMa	2.3650	10600.	74	26407	No
215	GOM_NL__2PRFIN20070319_214853_000000552056_00301_26407_9043.N1	19-MAR-2007 21:48:53	Bright	55.000	36	50Alp UMa	1.8000	6300.0	110	26407	No
216	GOM_NL__2PRFIN20070319_215112_000000462056_00301_26407_9044.N1	19-MAR-2007 21:51:12	Bright	45.500	55	79Zet UMa	2.0600	10200.	91	26407	No
217	GOM_NL__2PRFIN20070319_215551_000000402056_00301_26407_9045.N1	19-MAR-2007 21:55:51	Bright	39.500	60	7Bet UMi	2.0810	3950.0	79	26407	No
218	GOM_NL__2PRFIN20070319_220924_000000362056_00301_26407_9046.N1	19-MAR-2007 22:09:24	Bright	36.000	19	50Alp Cyg	1.2460	10500.	72	26407	No
219	GOM_NL__2PRFIN20070319_221059_000000382056_00301_26407_9047.N1	19-MAR-2007 22:10:59	Bright	37.500	66	37Gam Cyg	2.2080	5900.0	75	26407	No

220	GOM_NL__2PRFIN20070319_222120_000000532056_00301_26407_9048.N1	19-MAR-2007 22:21:20	Twilight	53.000	11	53Alp Aql	0.76500	8000.0	106	26407	No
221	GOM_NL__2PRFIN20070319_223150_000000492056_00301_26407_9049.N1	19-MAR-2007 22:31:50	Dark	48.500	155	41Pi Sgr	2.9000	6600.0	97	26407	No
222	GOM_NL__2PRFIN20070319_223355_000000482056_00301_26407_9050.N1	19-MAR-2007 22:33:55	Dark	47.500	57	34Sig Sgr	2.0660	26000.	95	26407	No
223	GOM_NL__2PRFIN20070319_223529_000000532056_00301_26407_9051.N1	19-MAR-2007 22:35:29	Dark	52.500	137	22Lam Sgr	2.8240	4400.0	105	26407	No
224	GOM_NL__2PRFIN20070319_223726_000000492056_00301_26407_9052.N1	19-MAR-2007 22:37:26	Dark	48.500	38	20Eps Sgr	1.8360	11000.	97	26407	No
225	GOM_NL__2PRFIN20070319_224312_000000422056_00302_26408_9292.N1	19-MAR-2007 22:43:12	Dark	42.000	141	Bet Ara	2.8400	4600.0	84	26408	No
226	GOM_NL__2PRFIN20070319_224953_000000522056_00302_26408_9293.N1	19-MAR-2007 22:49:53	Dark	52.000	131	Gam Lup	2.8000	26000.	104	26408	No
227	GOM_NL__2PRFIN20070319_225141_000000472056_00302_26408_9294.N1	19-MAR-2007 22:51:41	Dark	47.000	78	Alp Lup	2.3040	28000.	94	26408	No
228	GOM_NL__2PRFIN20070319_225311_000000512056_00302_26408_9295.N1	19-MAR-2007 22:53:11	Straylight	50.500	81	Eta Cen	2.3560	28000.	101	26408	No
229	GOM_NL__2PRFIN20070319_225615_000000632056_00302_26408_9296.N1	19-MAR-2007 22:56:15	Straylight	62.500	54	5The Cen	2.0550	4500.0	125	26408	No
230	GOM_NL__2PRFIN20070319_225754_000000472056_00302_26408_9297.N1	19-MAR-2007 22:57:54	Straylight	46.500	123	lot Cen	2.7500	10200.	93	26408	No
231	GOM_NL__2PRFIN20070319_230328_000000502056_00302_26408_9298.N1	19-MAR-2007 23:03:28	Straylight	50.000	106	9Bet Crv	2.6480	5600.0	100	26408	No
232	GOM_NL__2PRFIN20070319_230541_000000462056_00302_26408_9299.N1	19-MAR-2007 23:05:41	Twilight	46.000	100	4Gam Crv	2.5800	13100.	92	26408	No
233	GOM_NL__2PRFIN20070319_231627_000000452056_00302_26408_9300.N1	19-MAR-2007 23:16:27	Bright	44.500	62	94Bet Leo	2.1360	9700.0	89	26408	No
234	GOM_NL__2PRFIN20070319_232444_000000382056_00302_26408_9301.N1	19-MAR-2007 23:24:44	Bright	38.000	174	52Psi UMa	3.0040	4400.0	76	26408	No
235	GOM_NL__2PRFIN20070319_232758_000000372056_00302_26408_9302.N1	19-MAR-2007 23:27:58	Bright	37.000	82	48Bet UMa	2.3650	10600.	74	26408	No
236	GOM_NL__2PRFIN20070319_232928_000000372056_00302_26408_9303.N1	19-MAR-2007 23:29:28	Bright	37.000	36	50Alp UMa	1.8000	6300.0	74	26408	No
237	GOM_NL__2PRFIN20070319_233147_000000462056_00302_26408_9304.N1	19-MAR-2007 23:31:47	Bright	46.000	55	79Zet UMa	2.0600	10200.	92	26408	No
238	GOM_NL__2PRFIN20070319_233626_000000412056_00302_26408_9305.N1	19-MAR-2007 23:36:26	Bright	40.500	60	7Bet UMi	2.0810	3950.0	81	26408	No
239	GOM_NL__2PRFIN20070319_235000_000000362056_00302_26408_9306.N1	19-MAR-2007 23:50:00	Bright	35.500	19	50Alp Cyg	1.2460	10500.	71	26408	No
240	GOM_NL__2PRFIN20070319_235134_000000382056_00302_26408_9307.N1	19-MAR-2007 23:51:34	Bright	37.500	66	37Gam Cyg	2.2080	5900.0	75	26408	No

3. Quality information per product

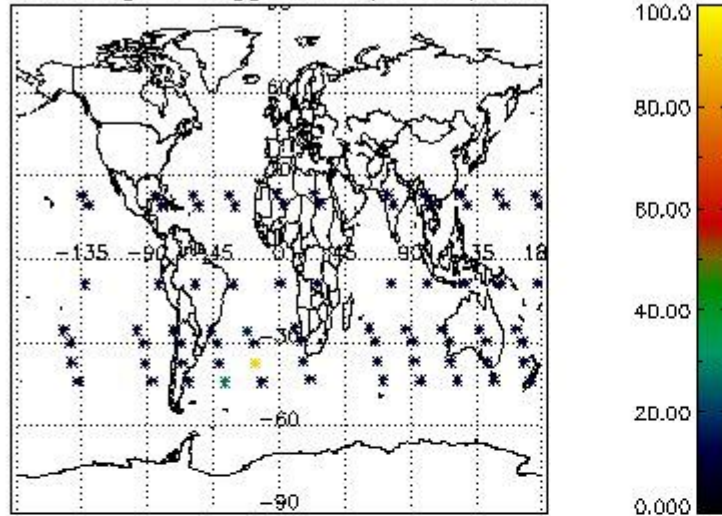
In this section it is plotted some information contained in the Quality Summary data set of the level 2 products. Only products in dark limb conditions and without errors (error flag in the MPH set to "0") are used.

3.1 Plot quality information per product (time dependant)

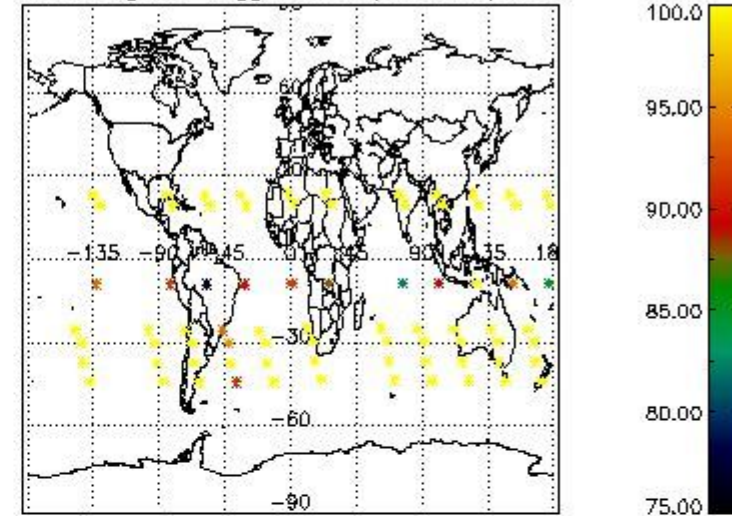


3.2 Plot quality information per product (world map)

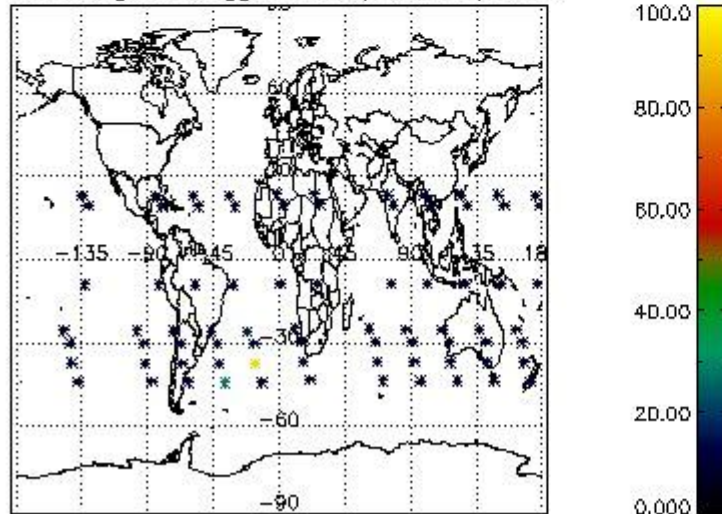
Percentage of flagged data per O3 profile



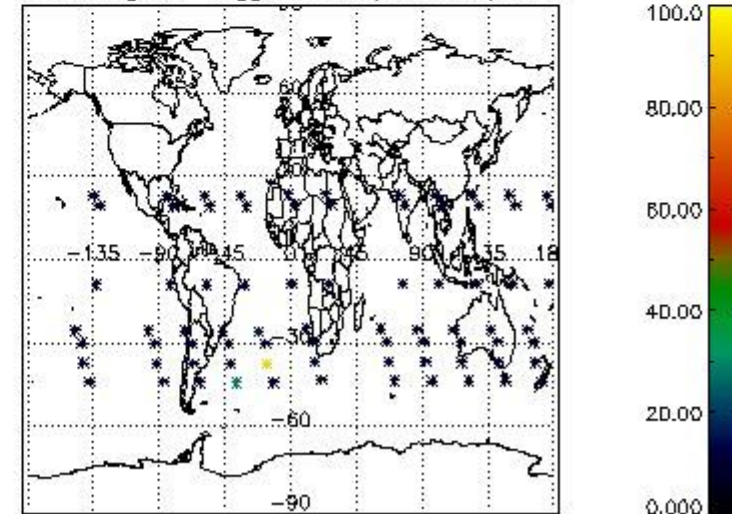
Percentage of flagged data per H2O profile



Percentage of flagged data per NO2 profile



Percentage of flagged data per NO3 profile

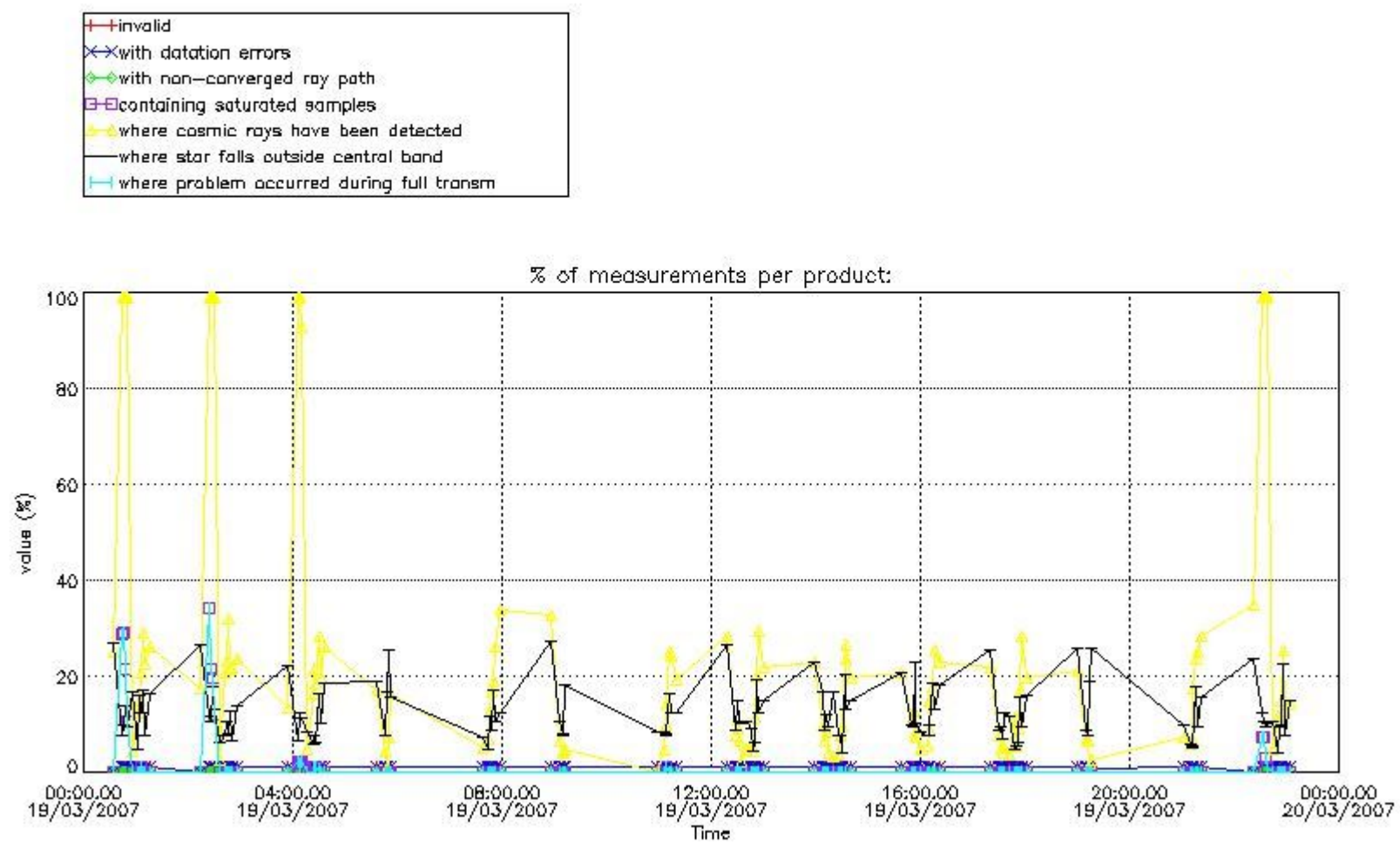


4. Level 1 quality information per product

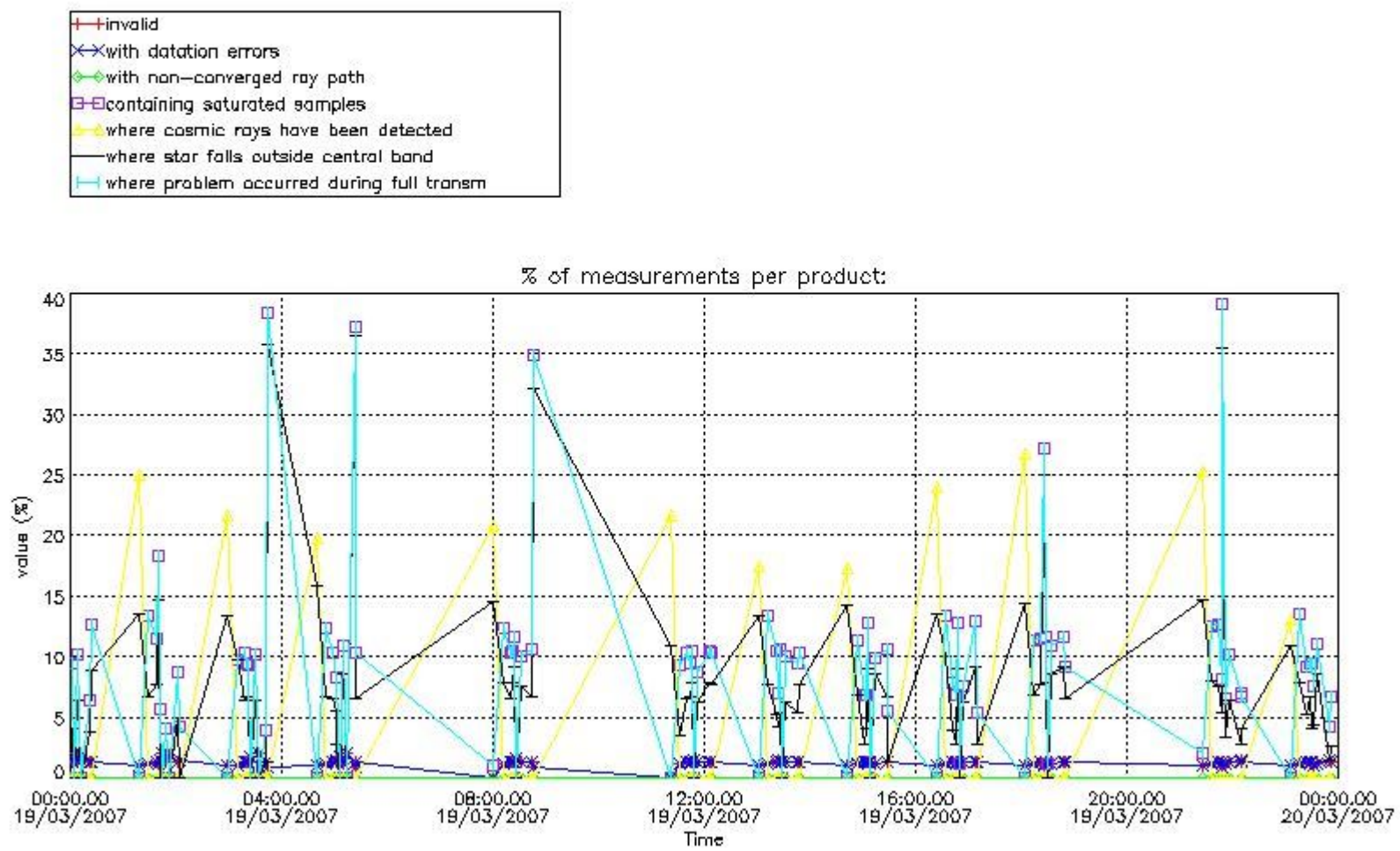
In this section it is plotted some information contained in the Quality Summary data set of the level 2 products that comes from the level 1b processing. Products without errors (error flag in the MPH set to "0") are used.

4.1 Plot quality information per product (time dependant) coming from level 1b processing

4.1.1 Plot level 1 quality information per product (time dependant): ENVISAT ASCENDING passes

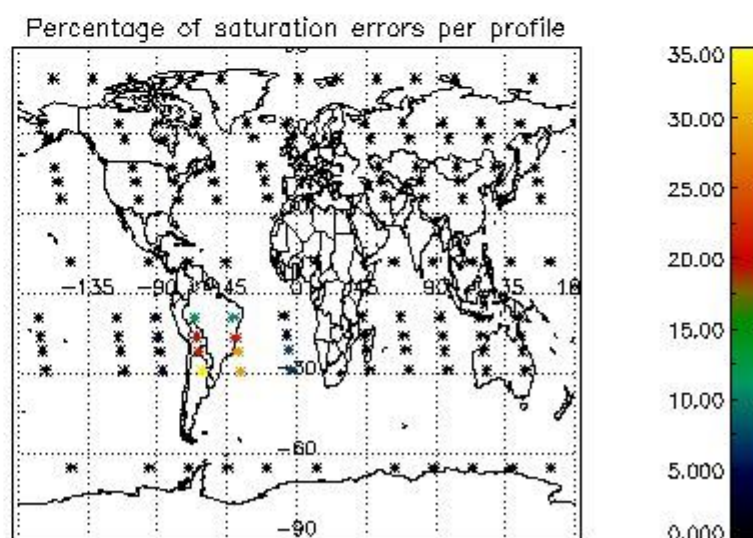
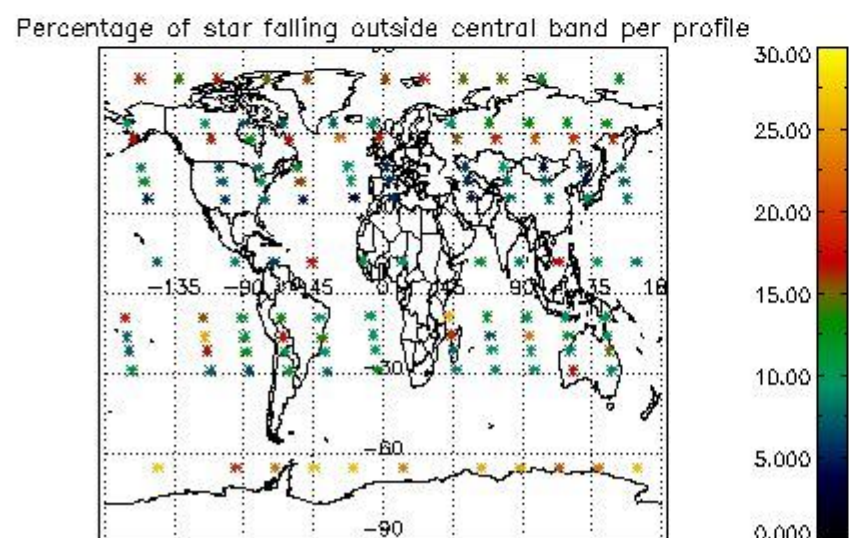
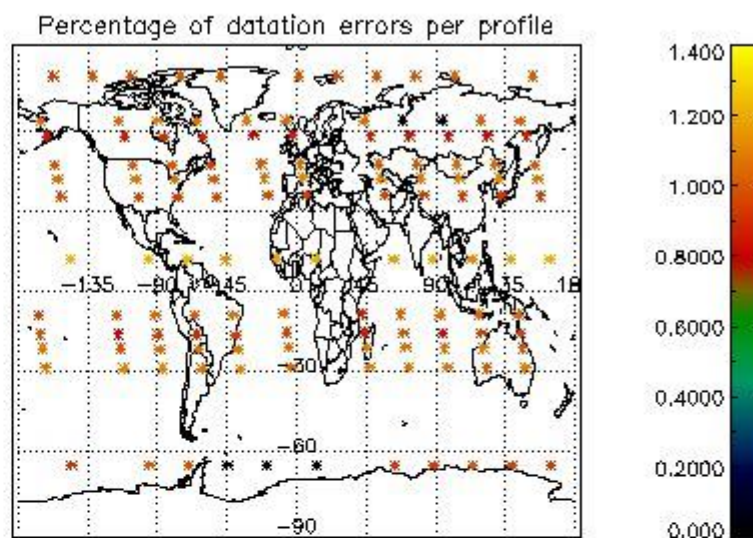
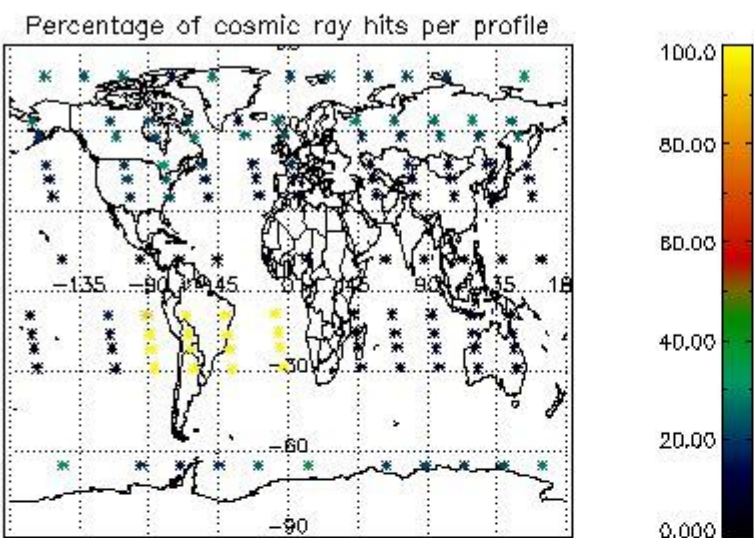


4.1.2 Plot level 1 quality information per product (time dependant): ENVI SAT DESCENDING passes

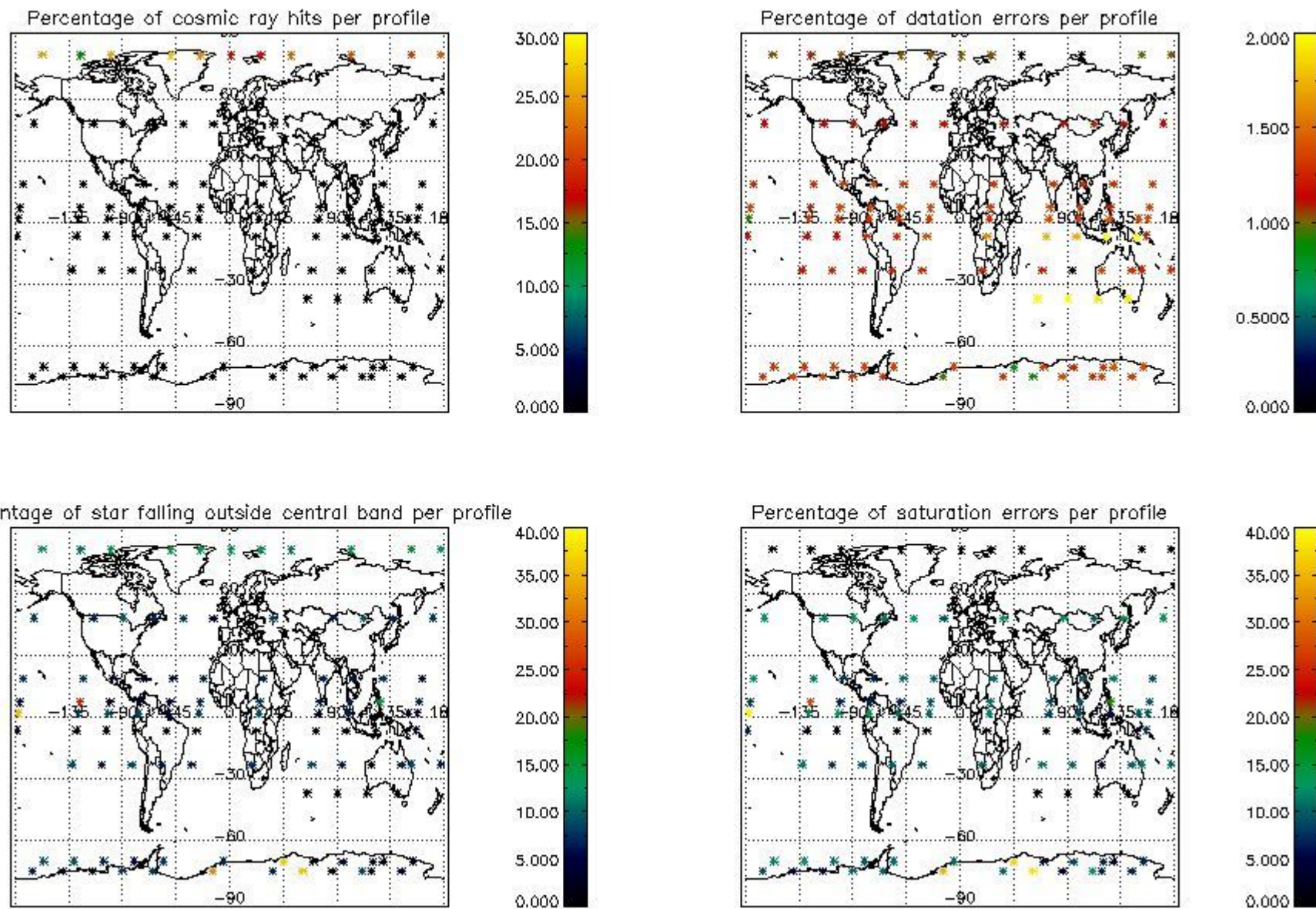


4.2 Plot quality information per product coming from level 1b processing (world map)

4.2.1 Plot level 1 quality information per product (world map): ENVISAT ASCENDING passes



4.2.2 Plot level 1 quality information per product (world map): ENVISAT DESCENDING passes



5. Trace gas profiles

5.1 Ozone statistics based on quality of products

The final quality of the products can be "measured" using the STD (Standard Deviation) attached to every point profile. This information is written to the parameter GOM_NL__2P/NL_LOCAL_SPECIES_DENSITY/o3_std of the level 2 products. The table below shows the statistics for given STD ranges.

The statistics are given with respect to the overall valid production:

- Products without fatal errors: GOM_NL__2P/MPH/PRODUCT_ERR=0
- Valid point profile: GOM_NL__2P/NL_LOCAL_SPECIES_DENSITY/pcd(0)=0

The 'Criteria' is applied to valid points of dark limb products:

- Products in dark limb illumination condition: GOM_NL__2P/NL_SUMMARY_QUALITY/obs_ill_cond=0
- Products without fatal errors: GOM_NL__2P/MPH/PRODUCT_ERR=0
- Valid point profile: GOM_NL__2P/NL_LOCAL_SPECIES_DENSITY/pcd(0)=0

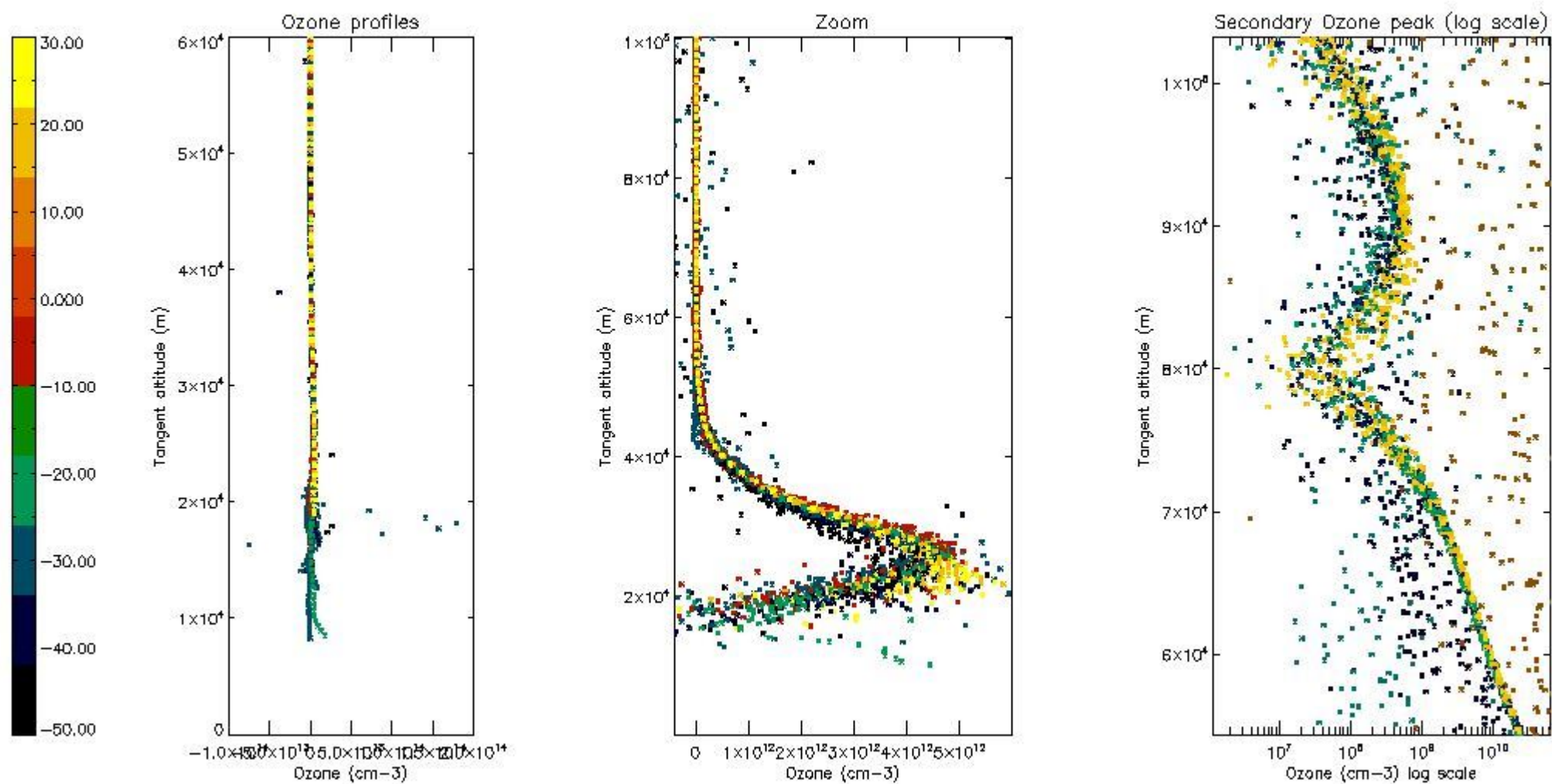
So, the table below shows the percentage of dark limb and valid observations for each criteria with respect to the overall valid daily observations.

Criteria	% of total production
All STD	35
STD < 20	17

STD < 10	13
STD < 5	9

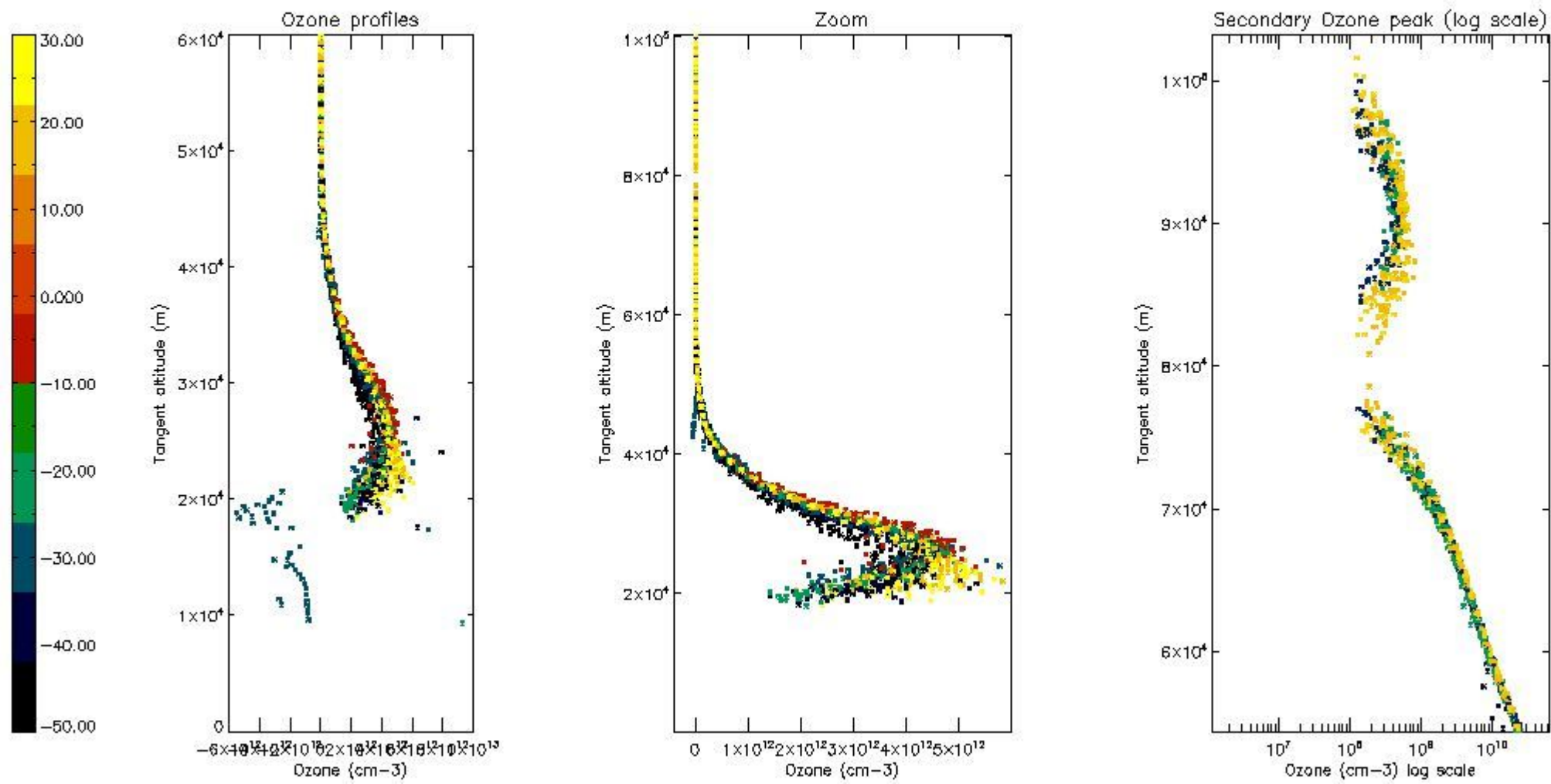
5.2 Plot ozone profiles for all STD (dark without errors)

The colorbar represents the latitude.



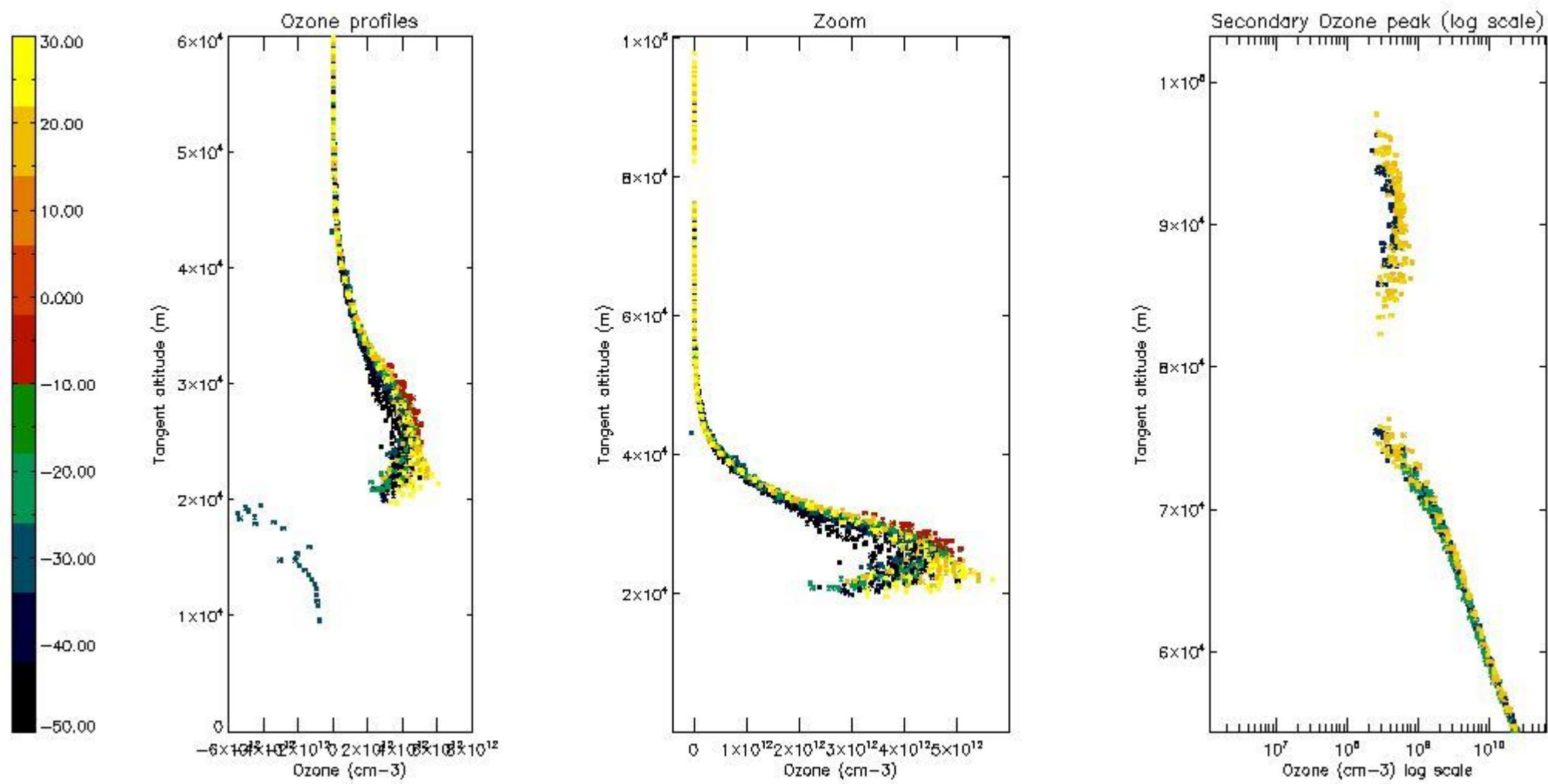
5.3 Plot ozone profiles where STD < 20% (dark without errors)

The colorbar represents the latitude.



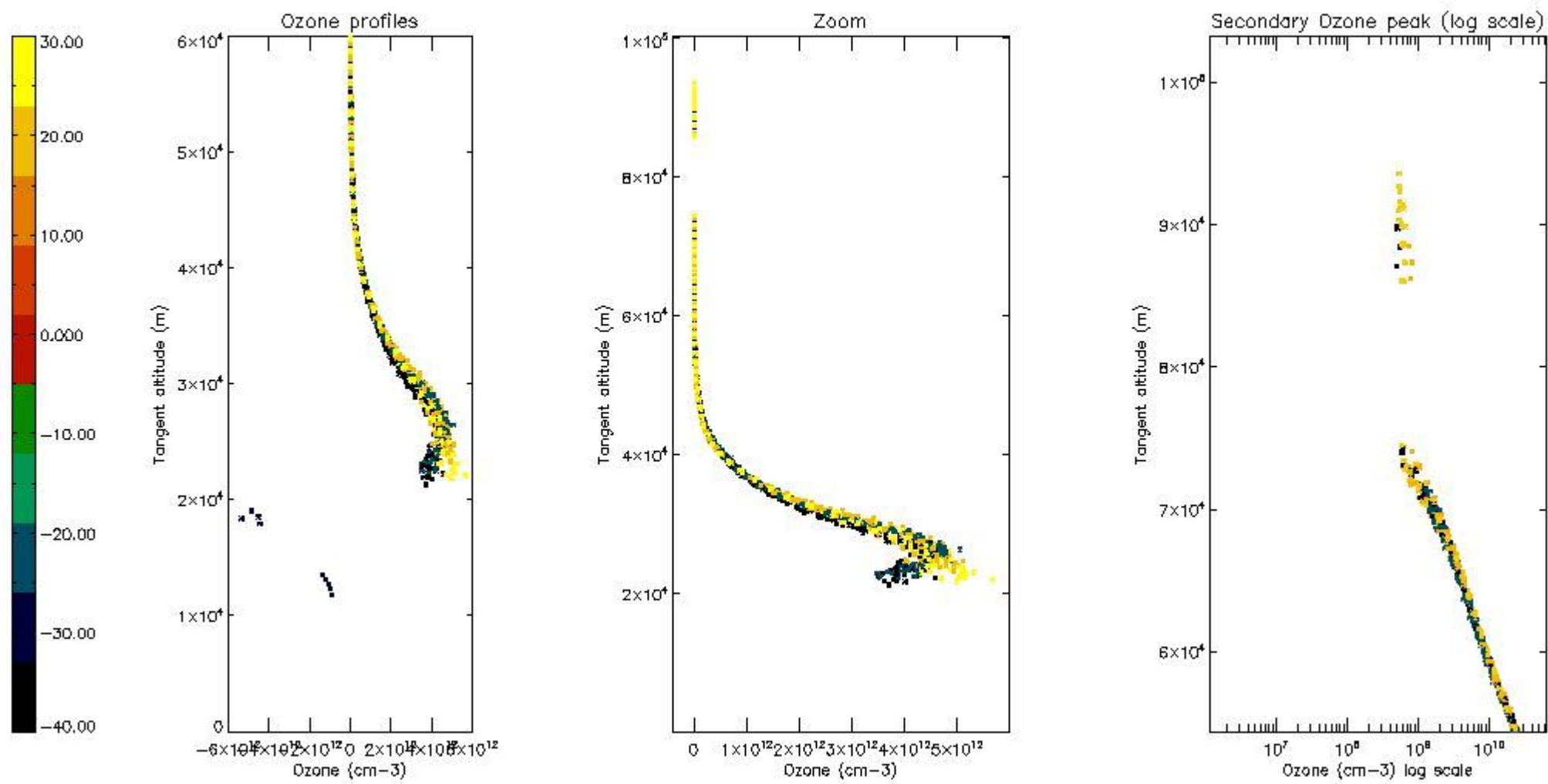
5.4 Plot ozone profiles where STD < 10% (dark without errors)

The colorbar represents the latitude.



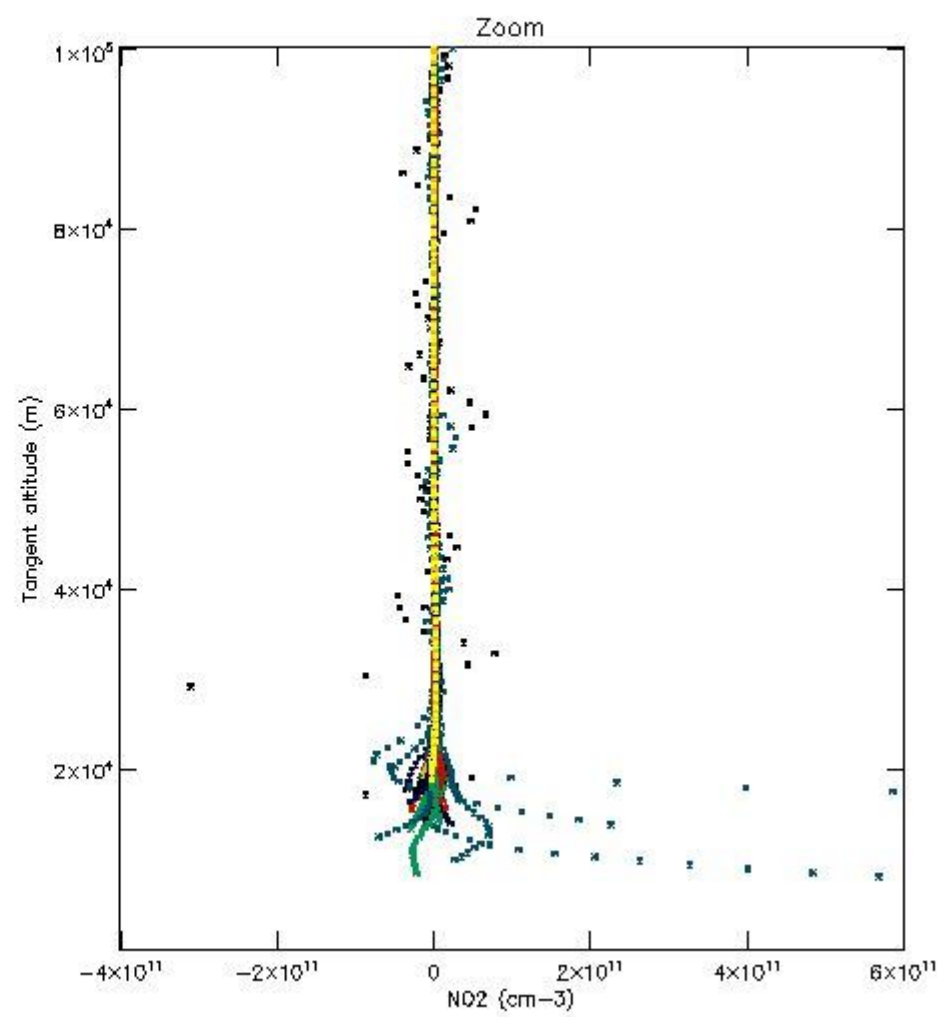
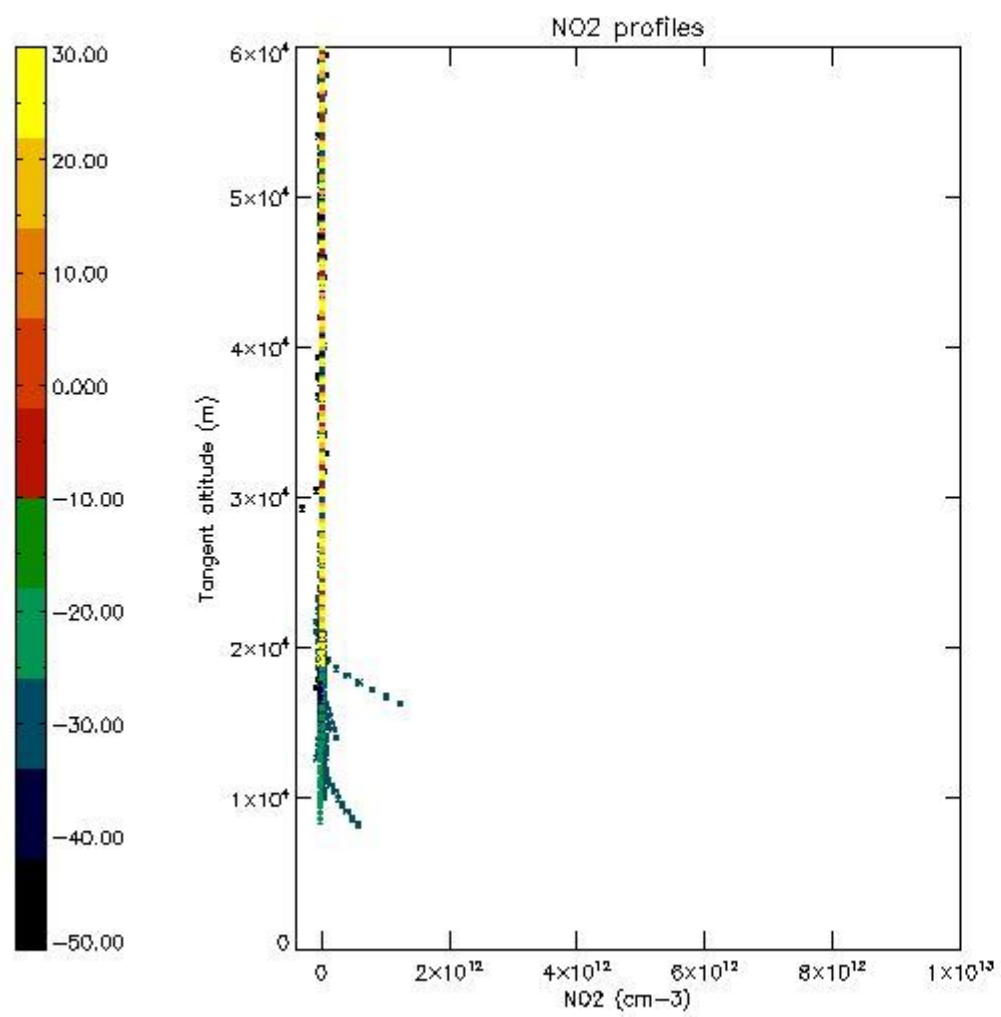
5.5 Plot ozone profiles where STD < 5% (dark without errors)

The colorbar represents the latitude.



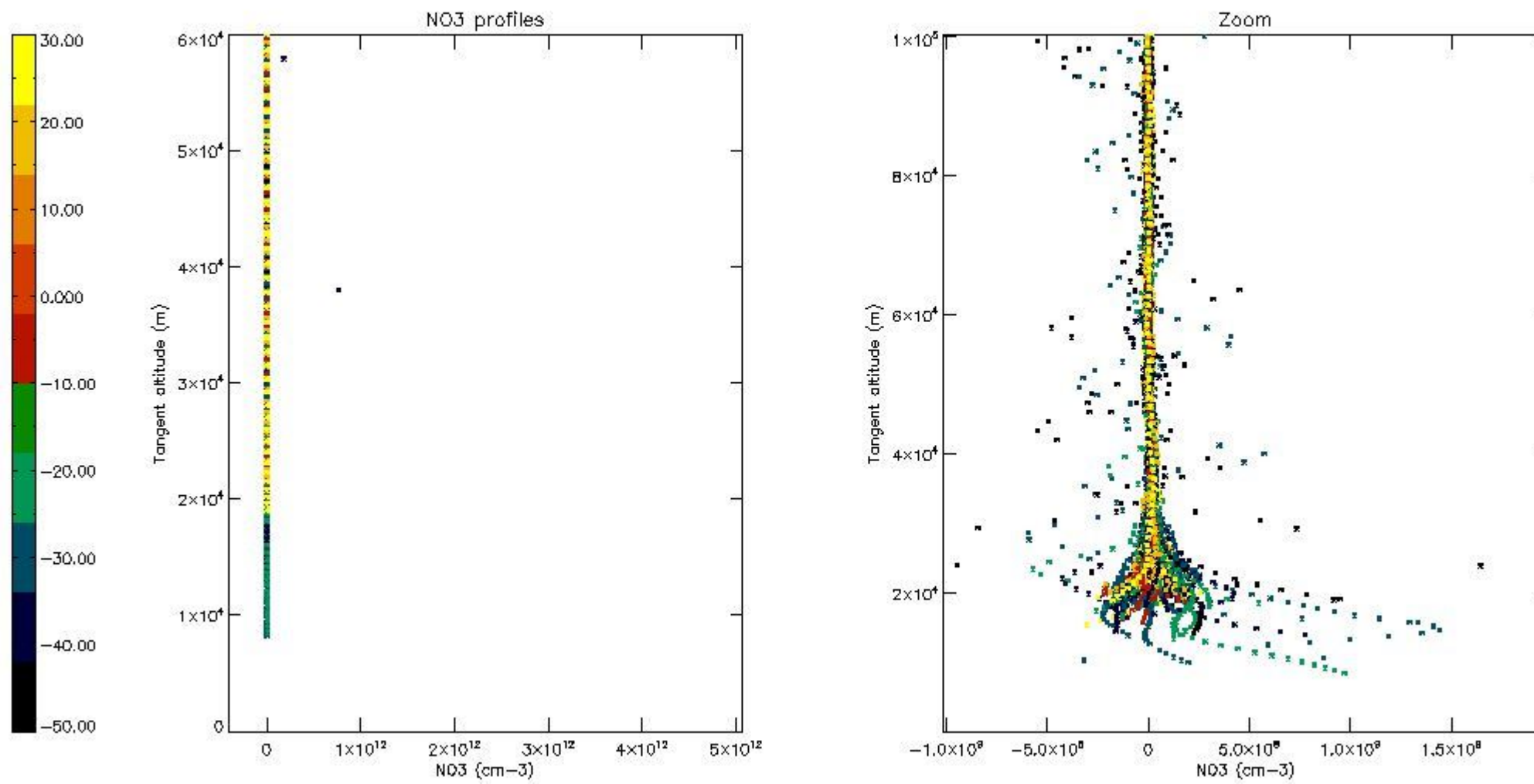
5.6 Plot NO₂ profiles for all STD (dark without errors)

The colorbar represents the latitude.



5.7 Plot NO3 profiles for all STD (dark without errors)

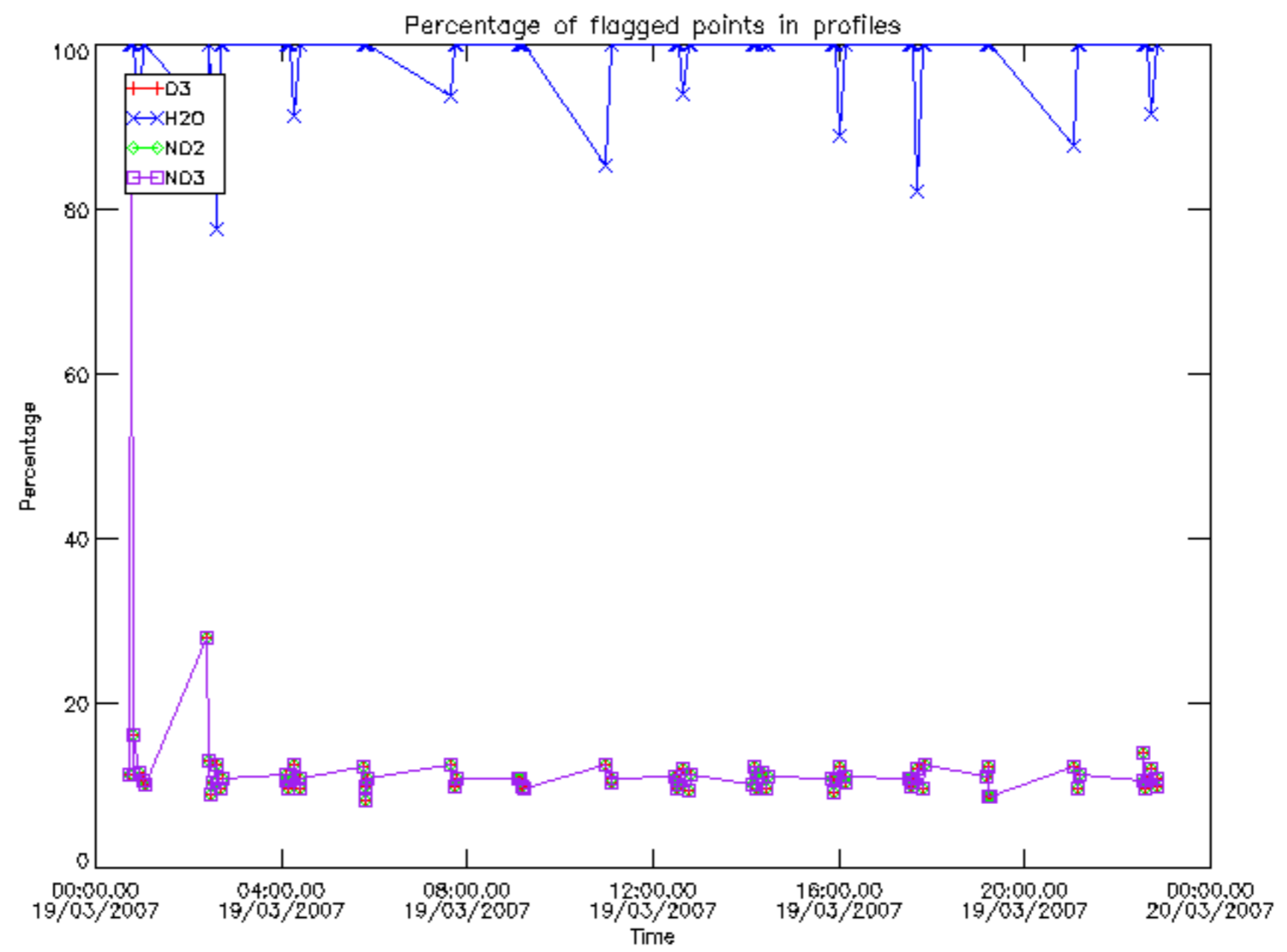
The colorbar represents the latitude.



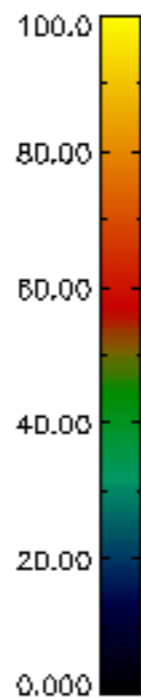
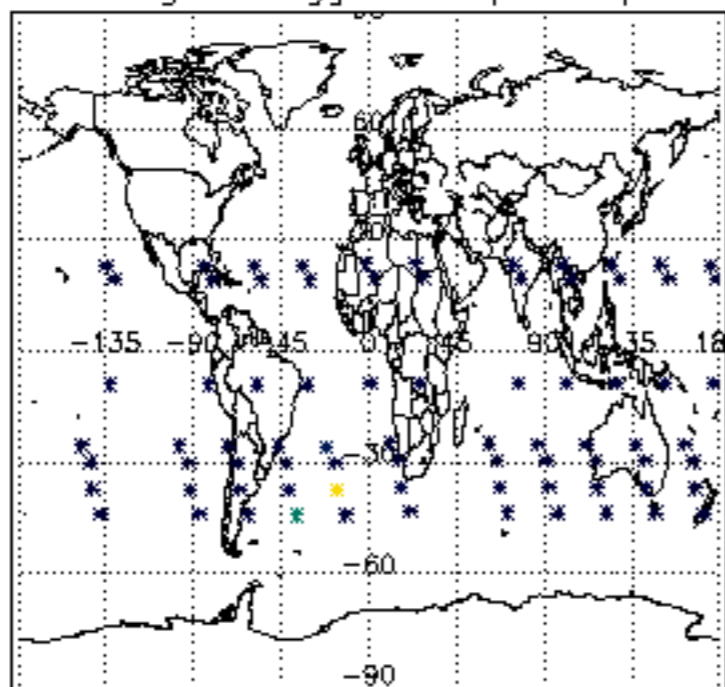
6. Auxiliary Data Files used for the production reported in section 2

The number reported in the third column indicates since which file (see list in section 2) the corresponding auxiliary file has been used. The fourth column is the date of those product files.

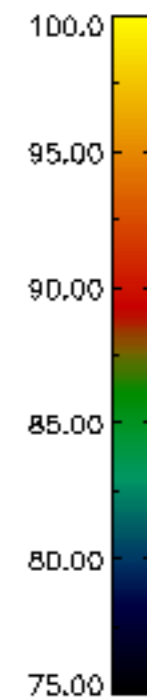
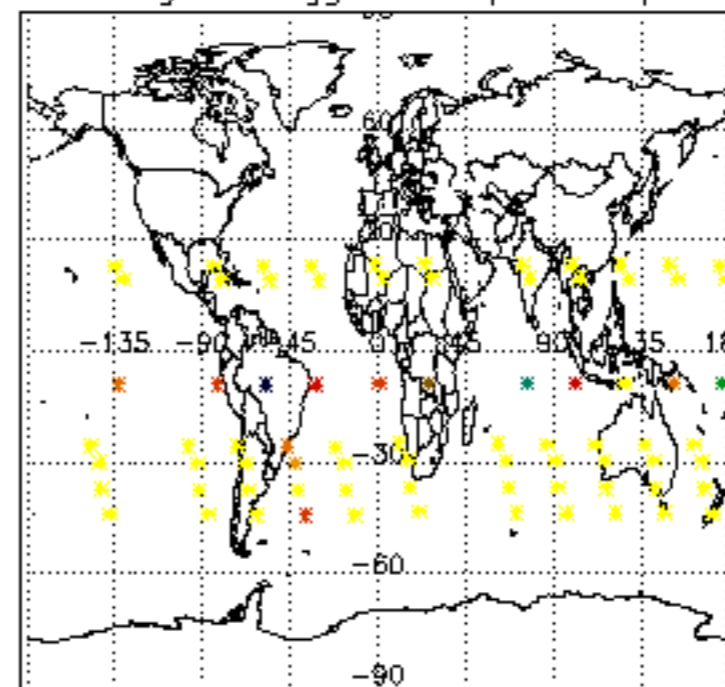
Type	Auxiliary Filename	Used since product	Used since product date
INST_PHYS_CHARACTERISTICS	GOM_INS_AXVIEC20091111_143220_20030716_120000_20500101_000000	1	19-MAR-2007 00:01:08
LEVEL-2_PROC_CONFIG	GOM_PR2_AXVIEC20091111_152718_20020301_000000_20500101_000000	1	19-MAR-2007 00:01:08
CROSS_SECTIONS_FILE	GOM_CRS_AXVIEC20091111_154832_20020301_000000_20500101_000000	1	19-MAR-2007 00:01:08



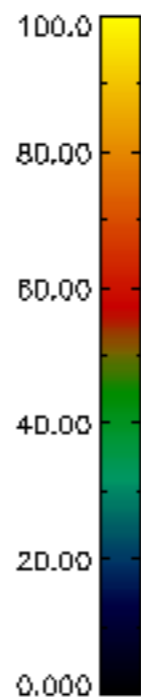
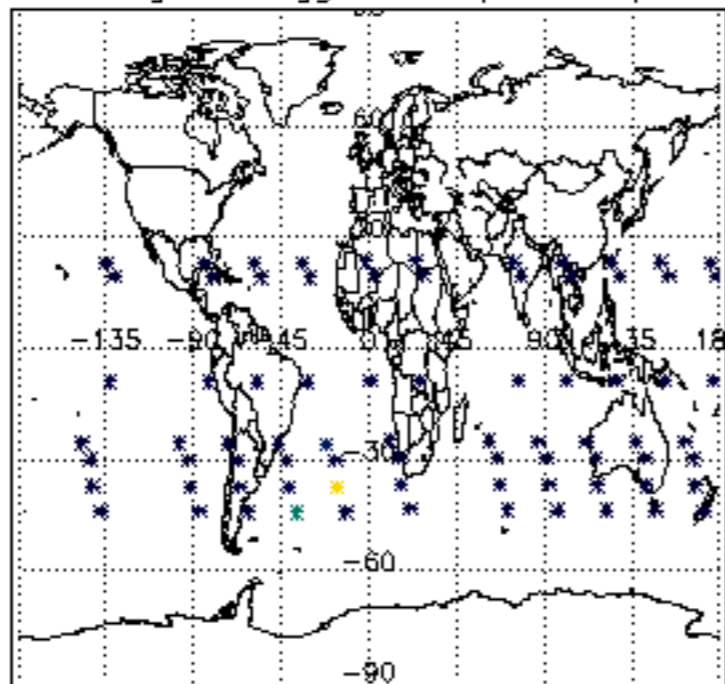
Percentage of flagged data per D3 profile



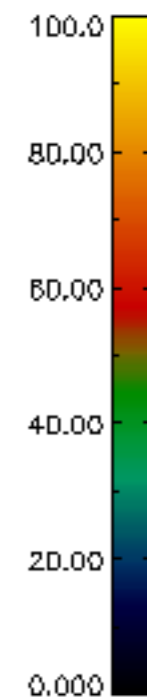
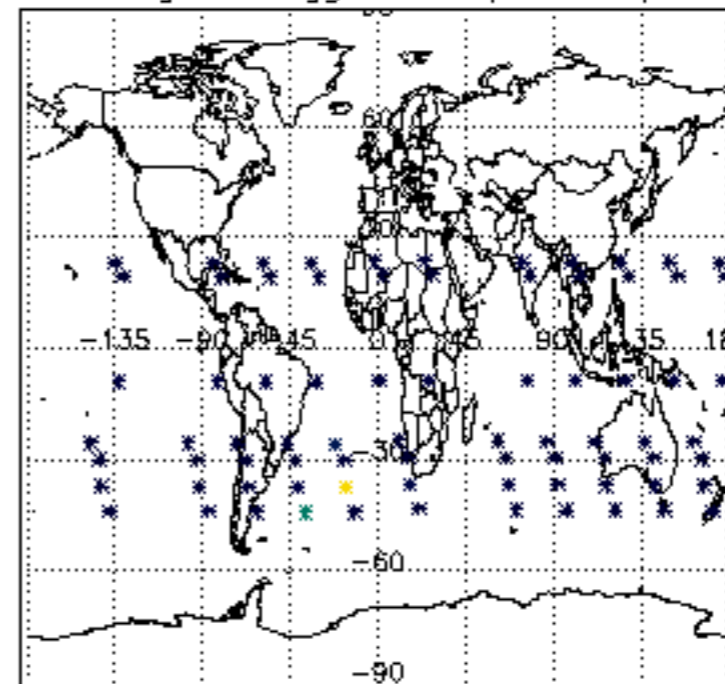
Percentage of flagged data per H2O profile

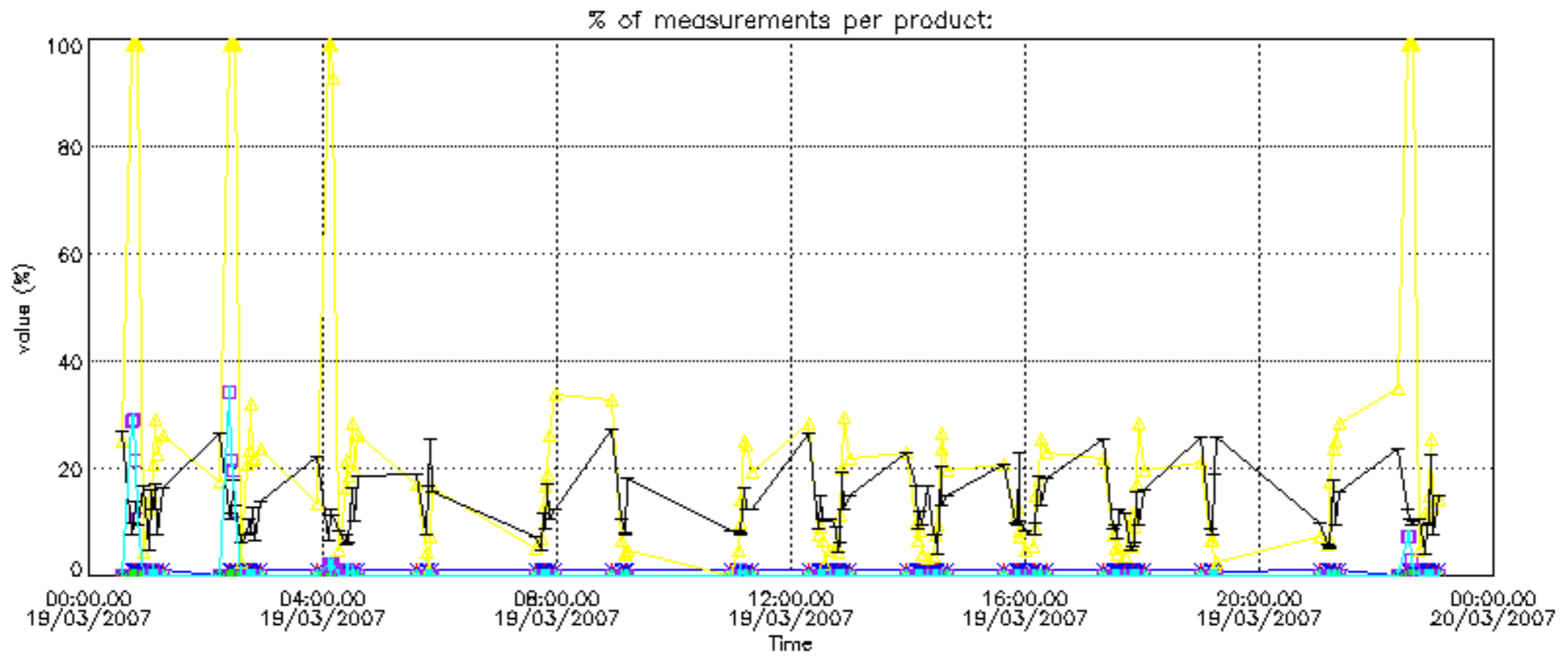


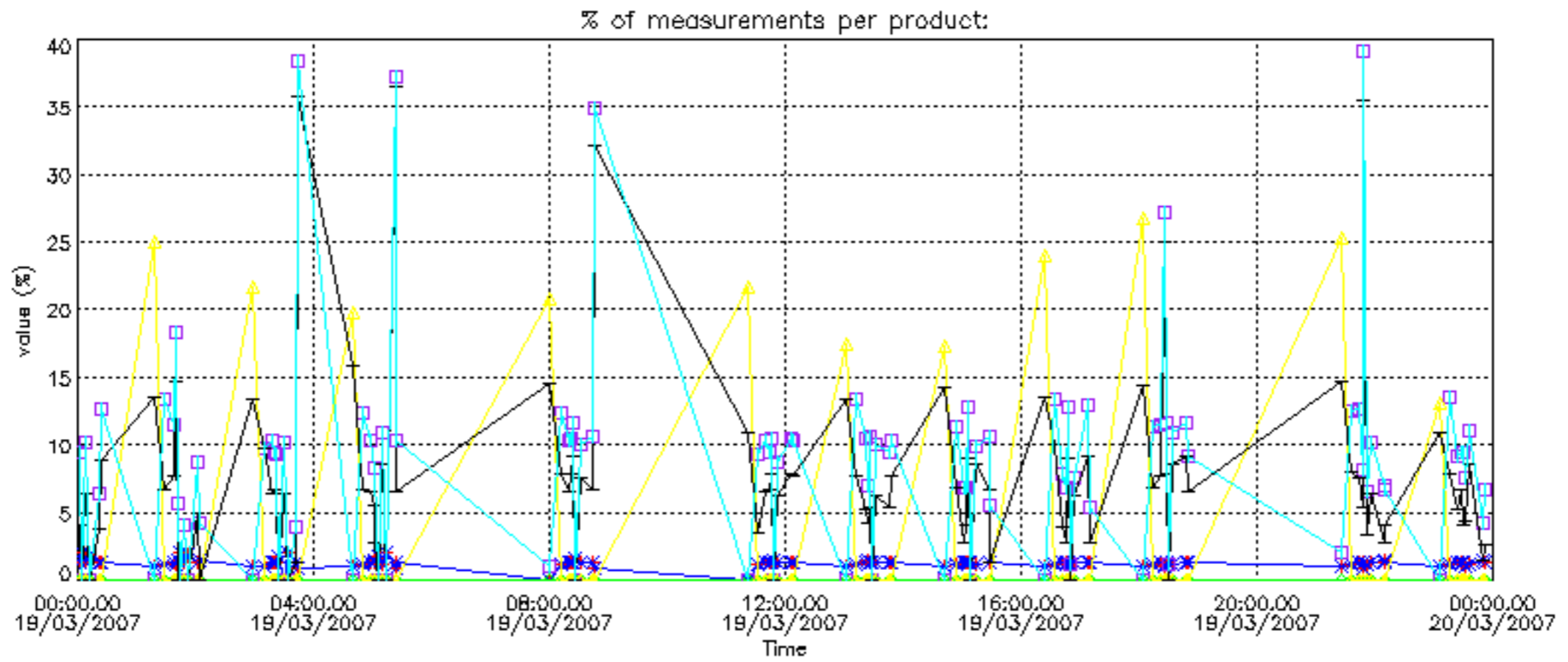
Percentage of flagged data per NO2 profile



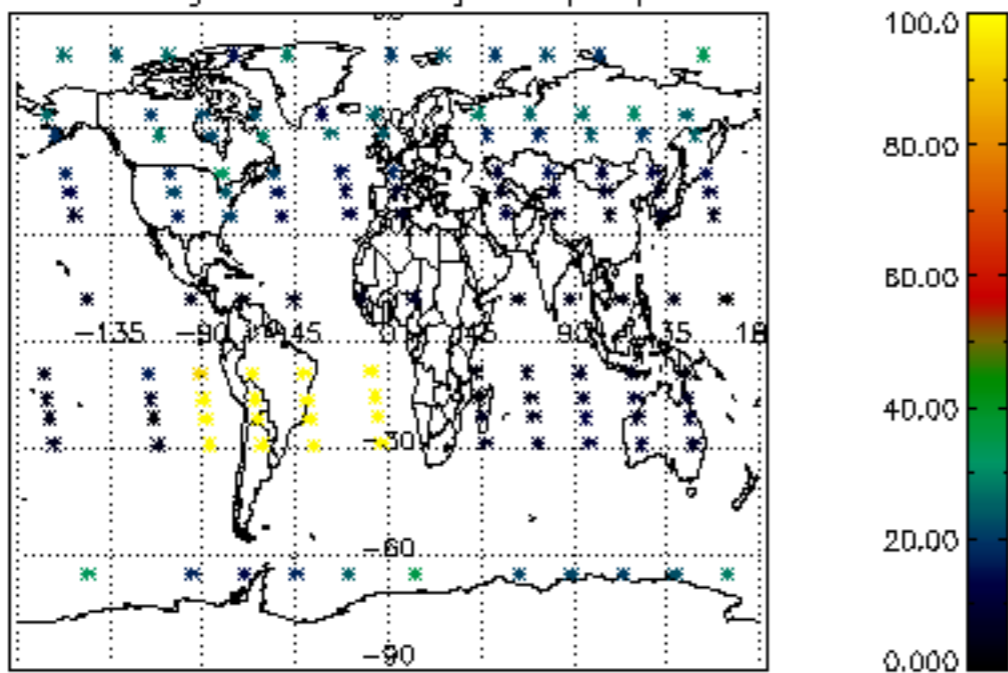
Percentage of flagged data per NO3 profile



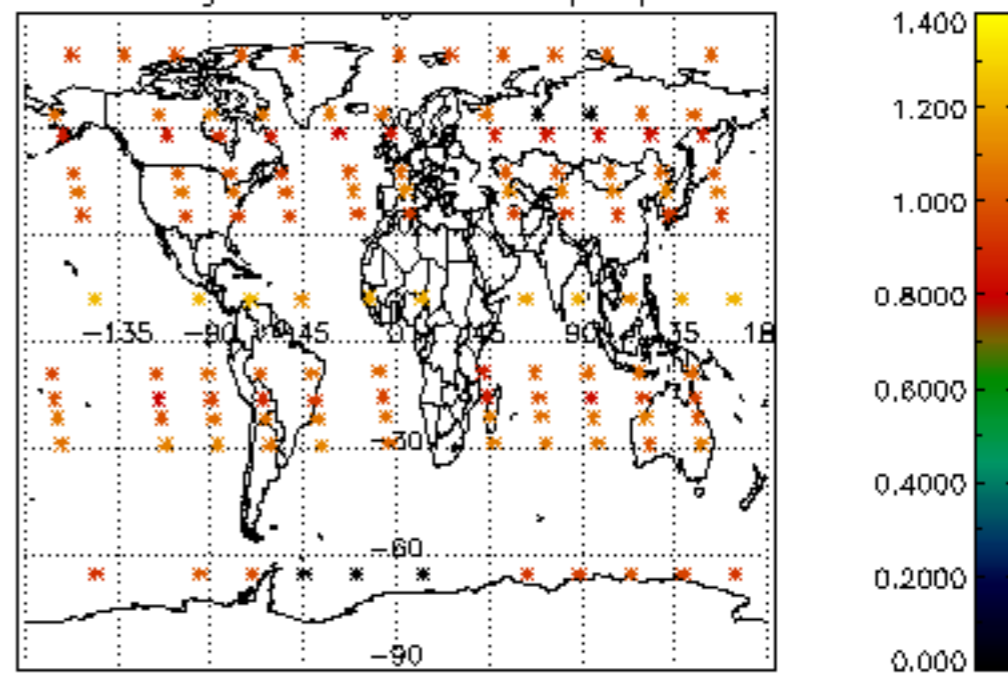




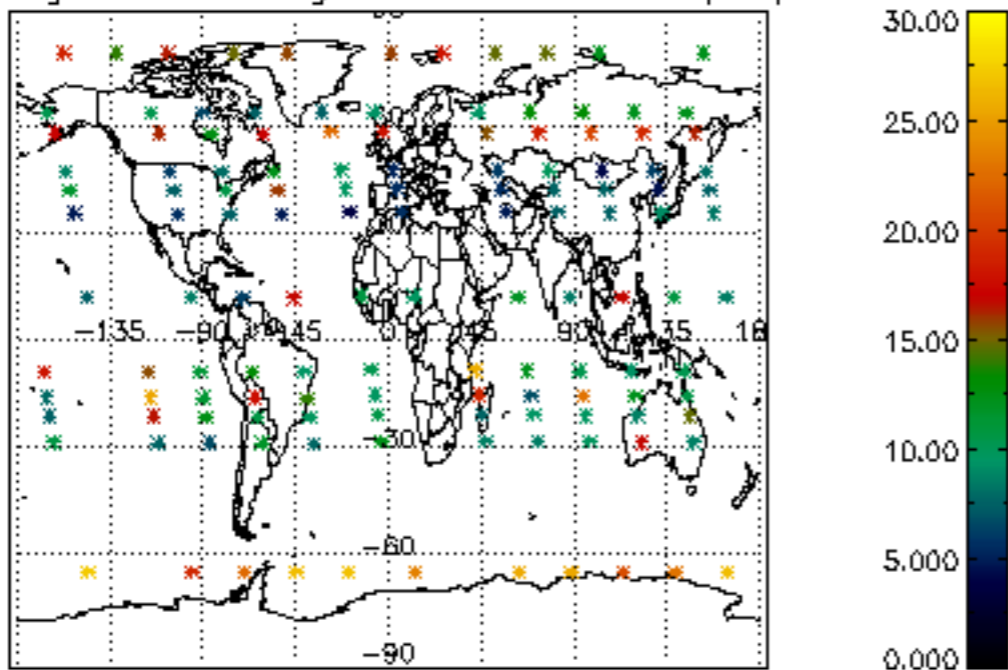
Percentage of cosmic ray hits per profile



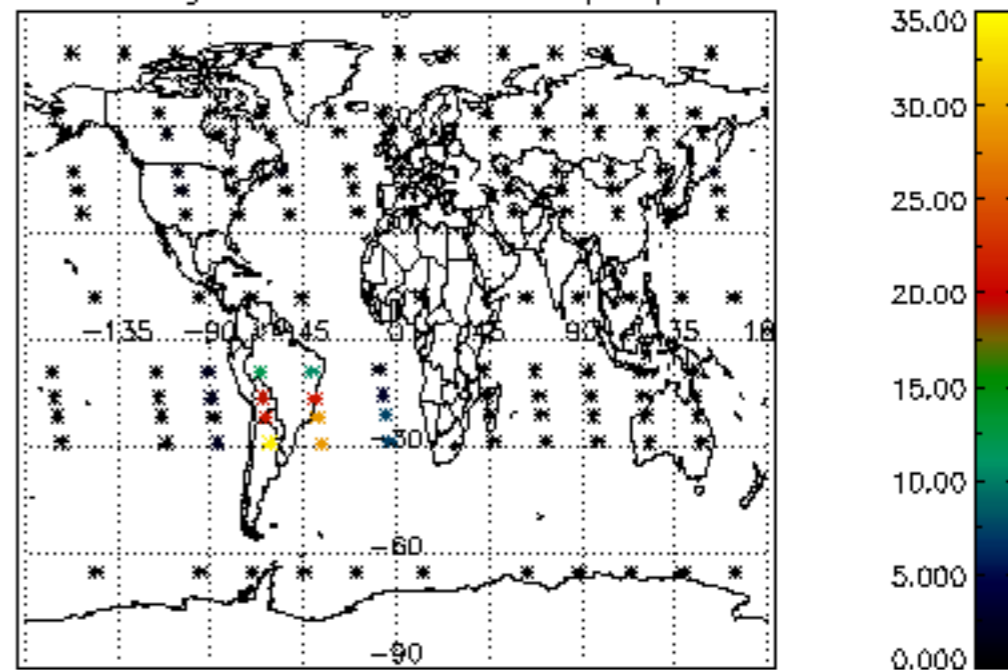
Percentage of datation errors per profile



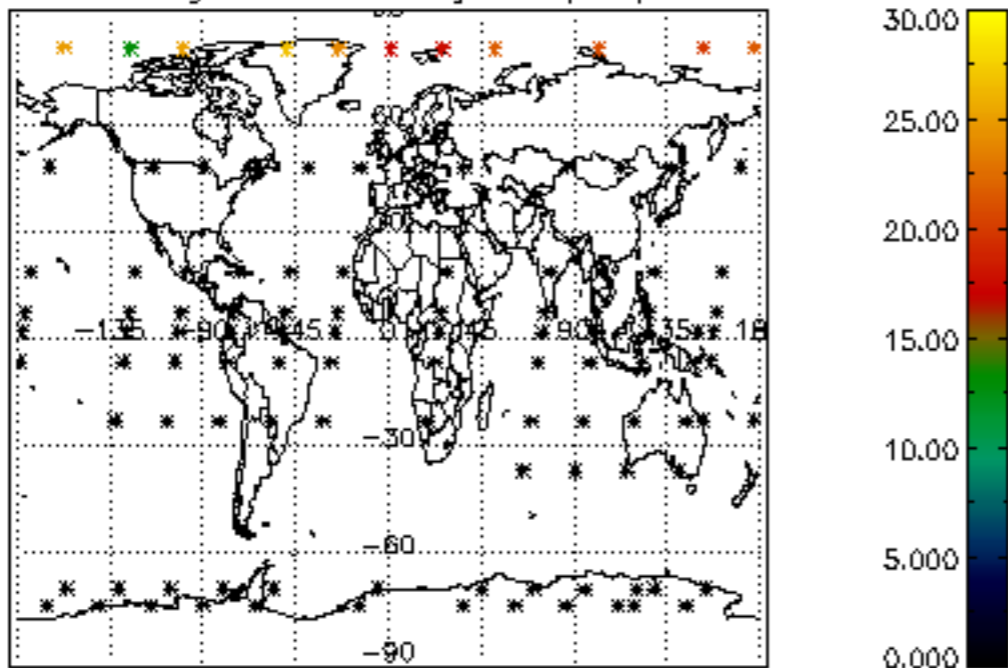
Percentage of star falling outside central band per profile



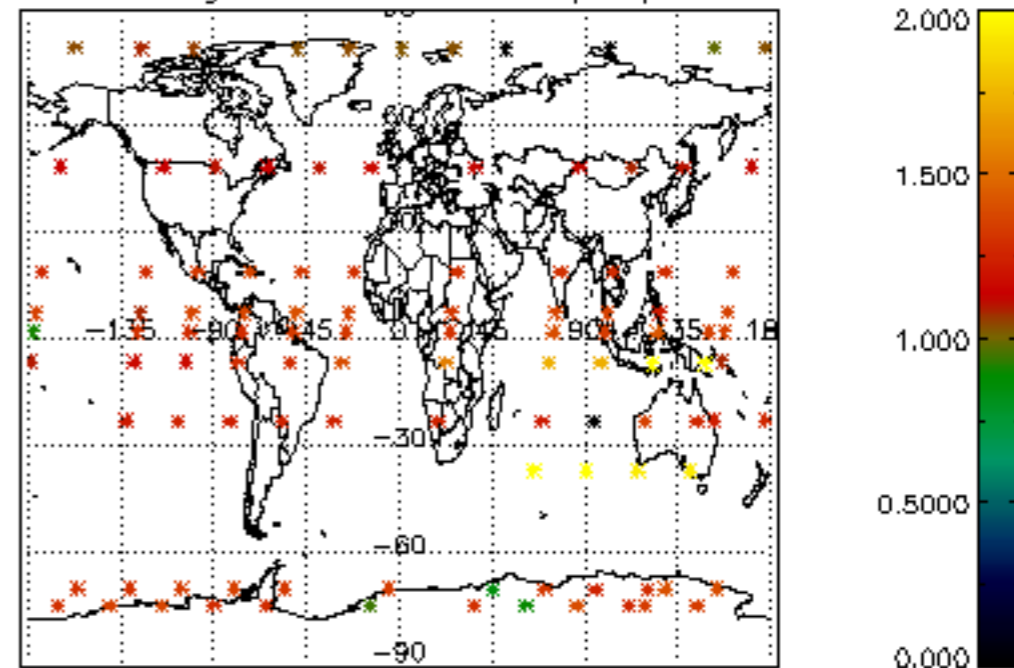
Percentage of saturation errors per profile



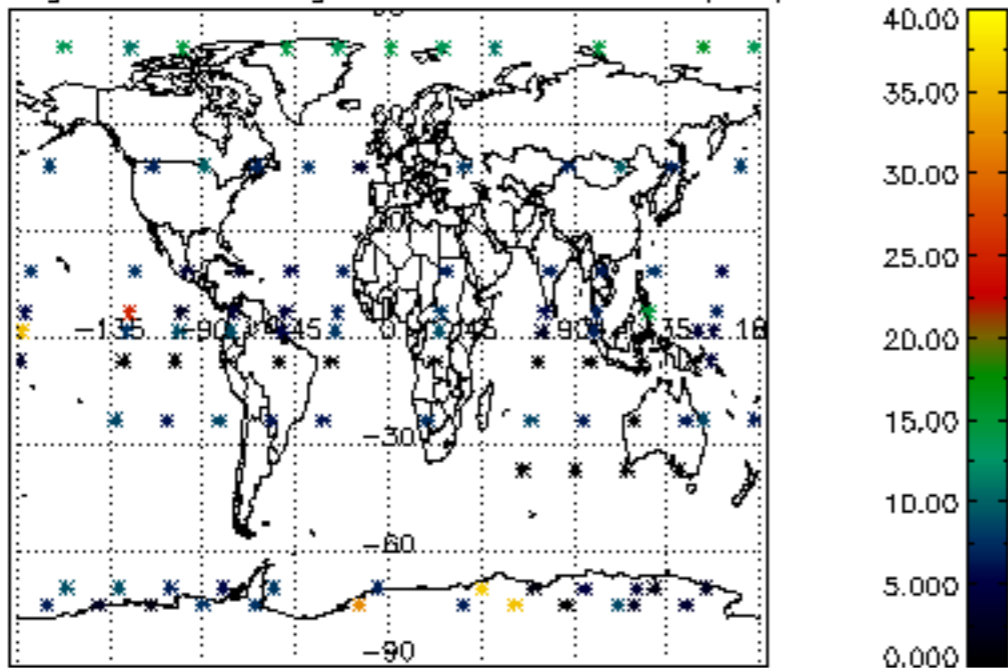
Percentage of cosmic ray hits per profile



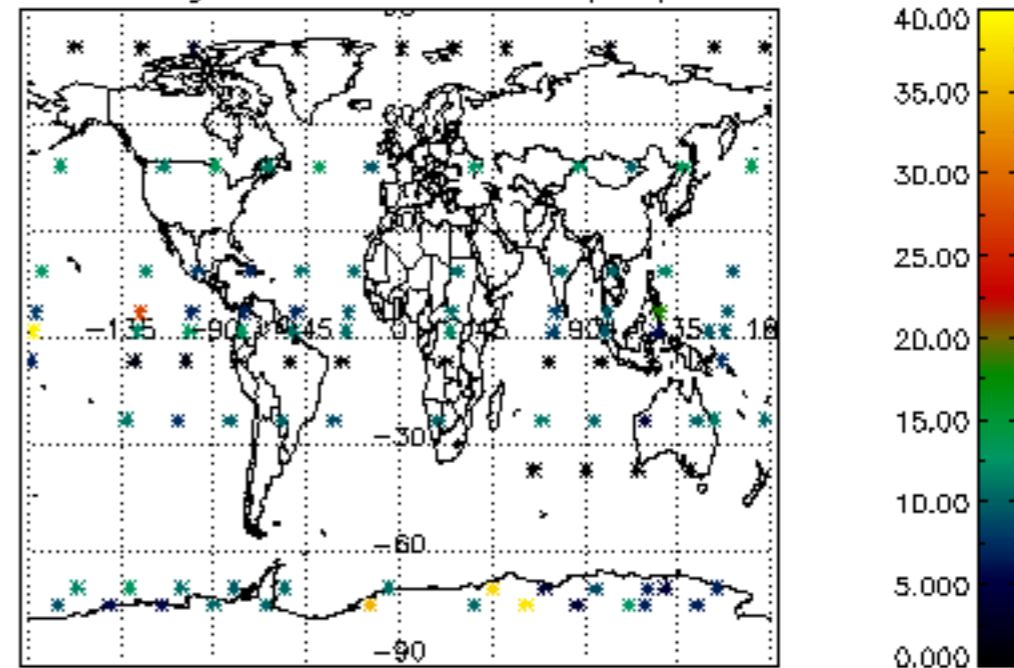
Percentage of datation errors per profile

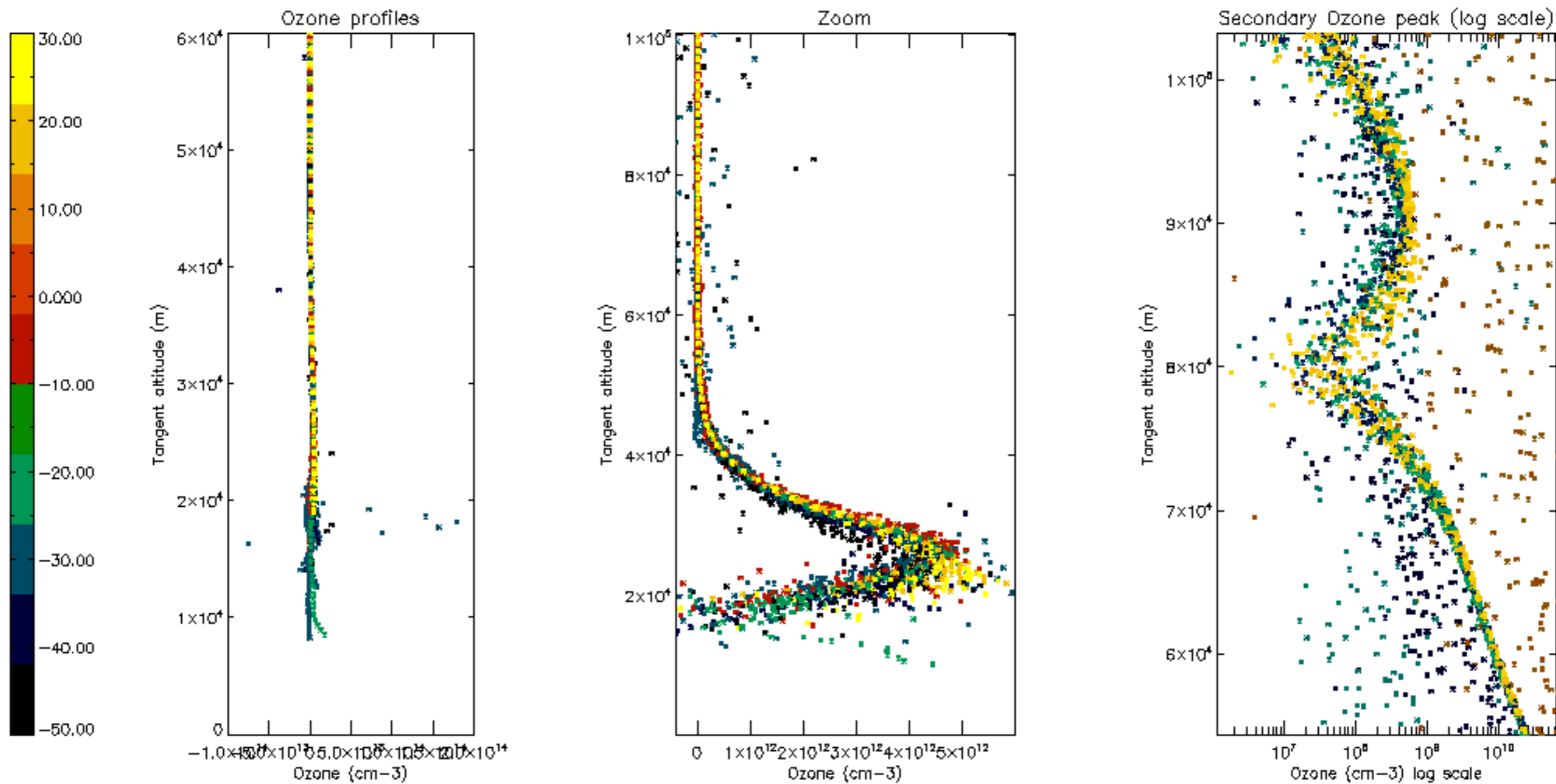


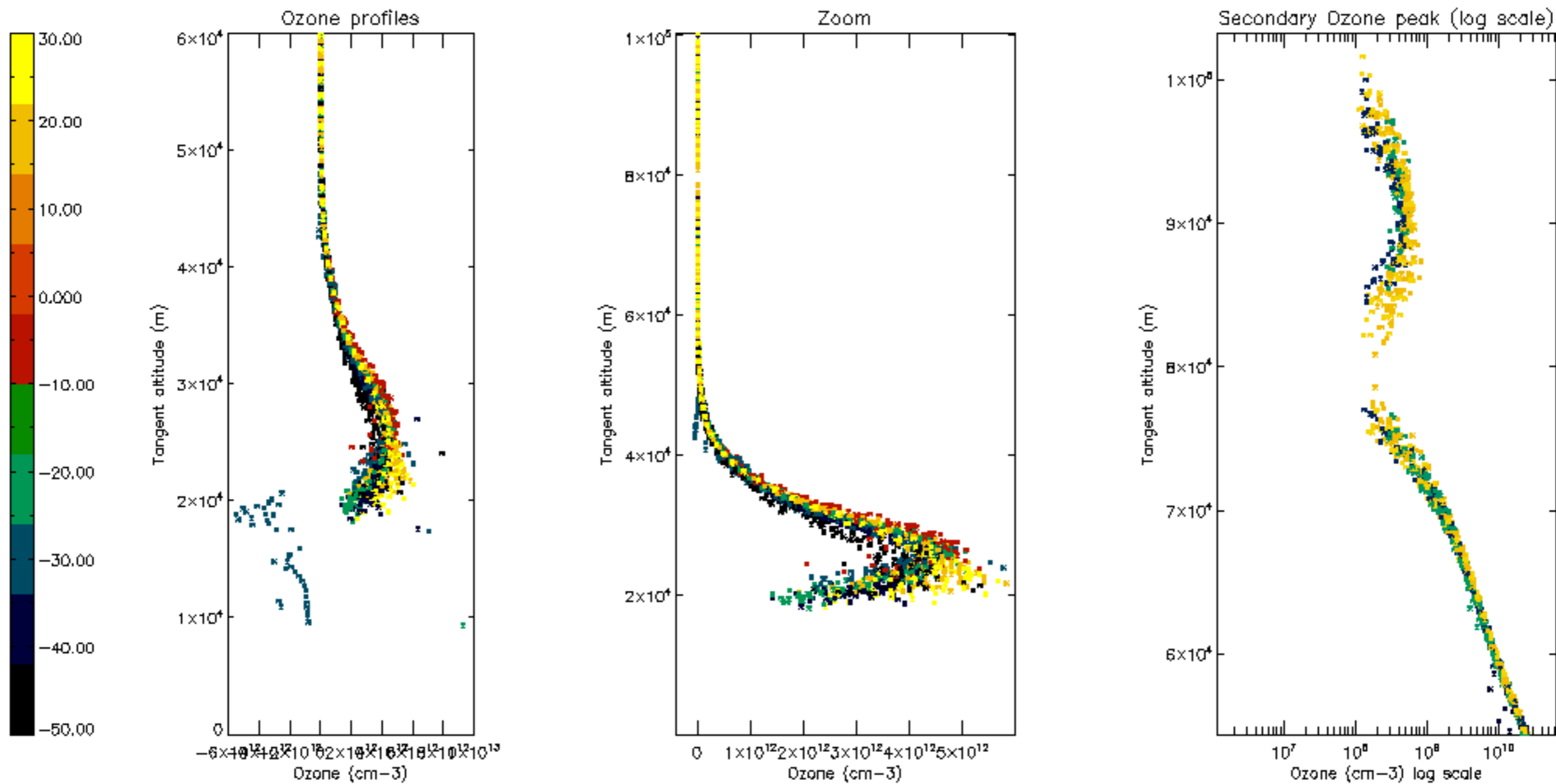
Percentage of star falling outside central band per profile

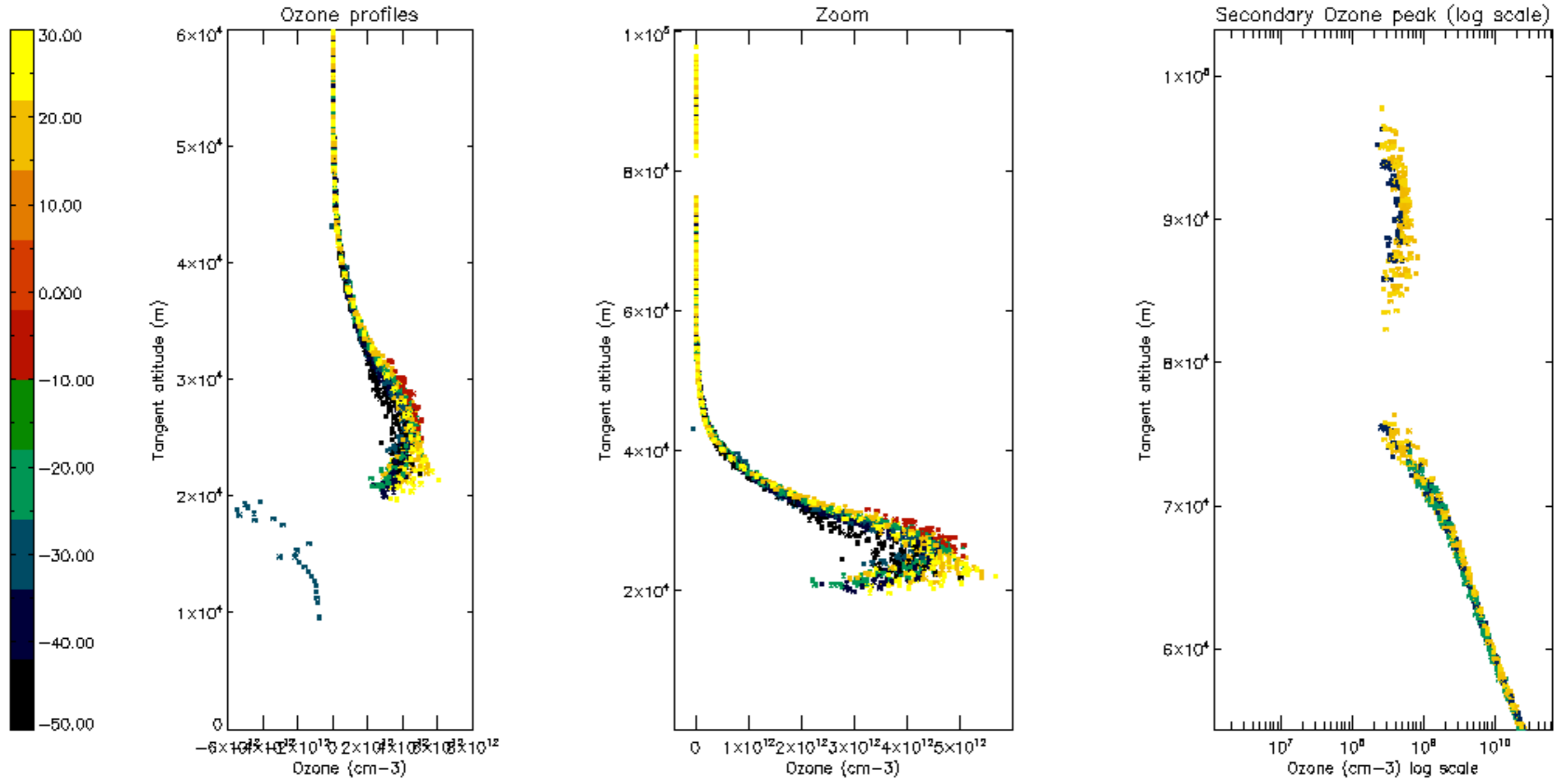


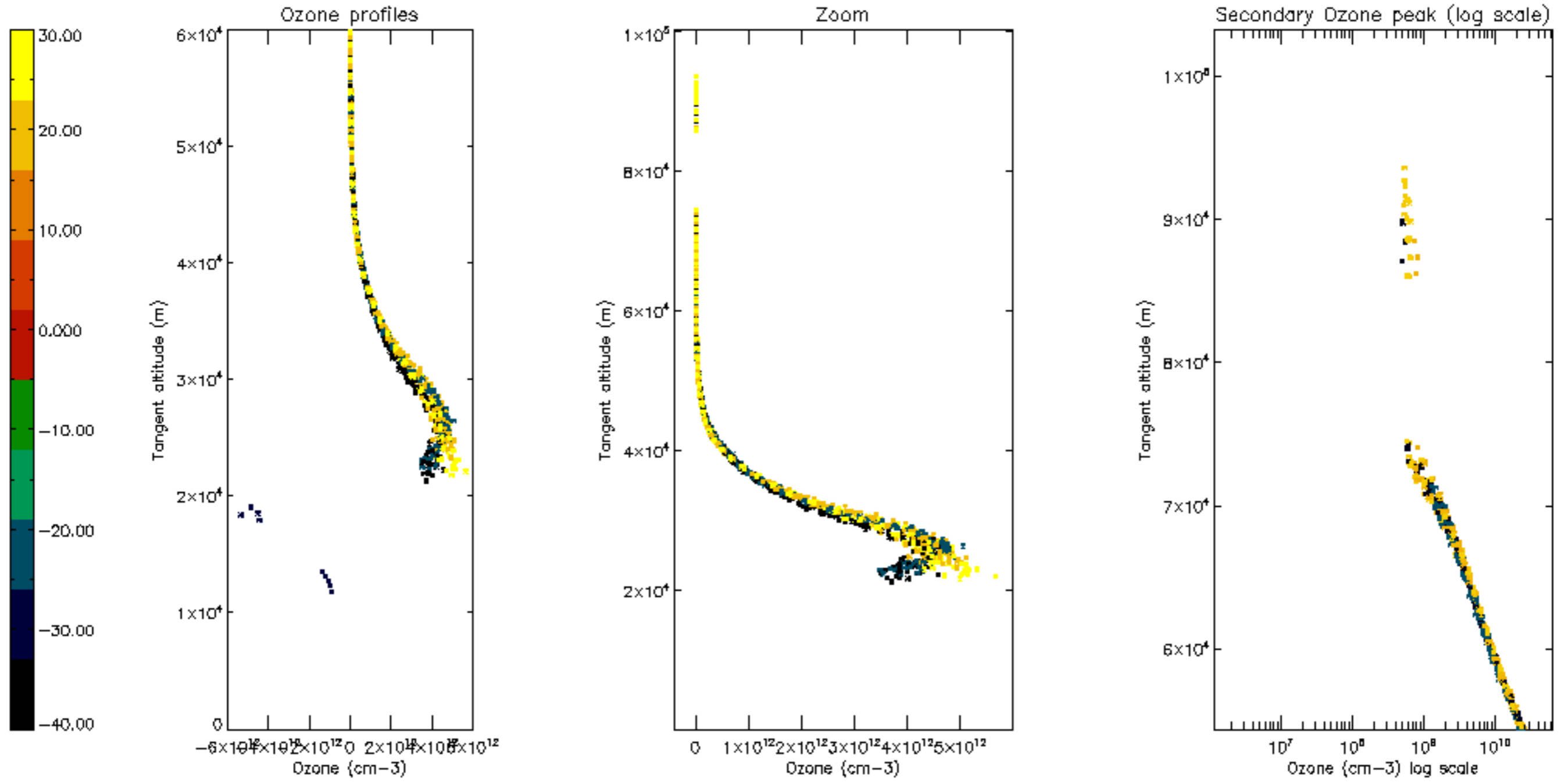
Percentage of saturation errors per profile

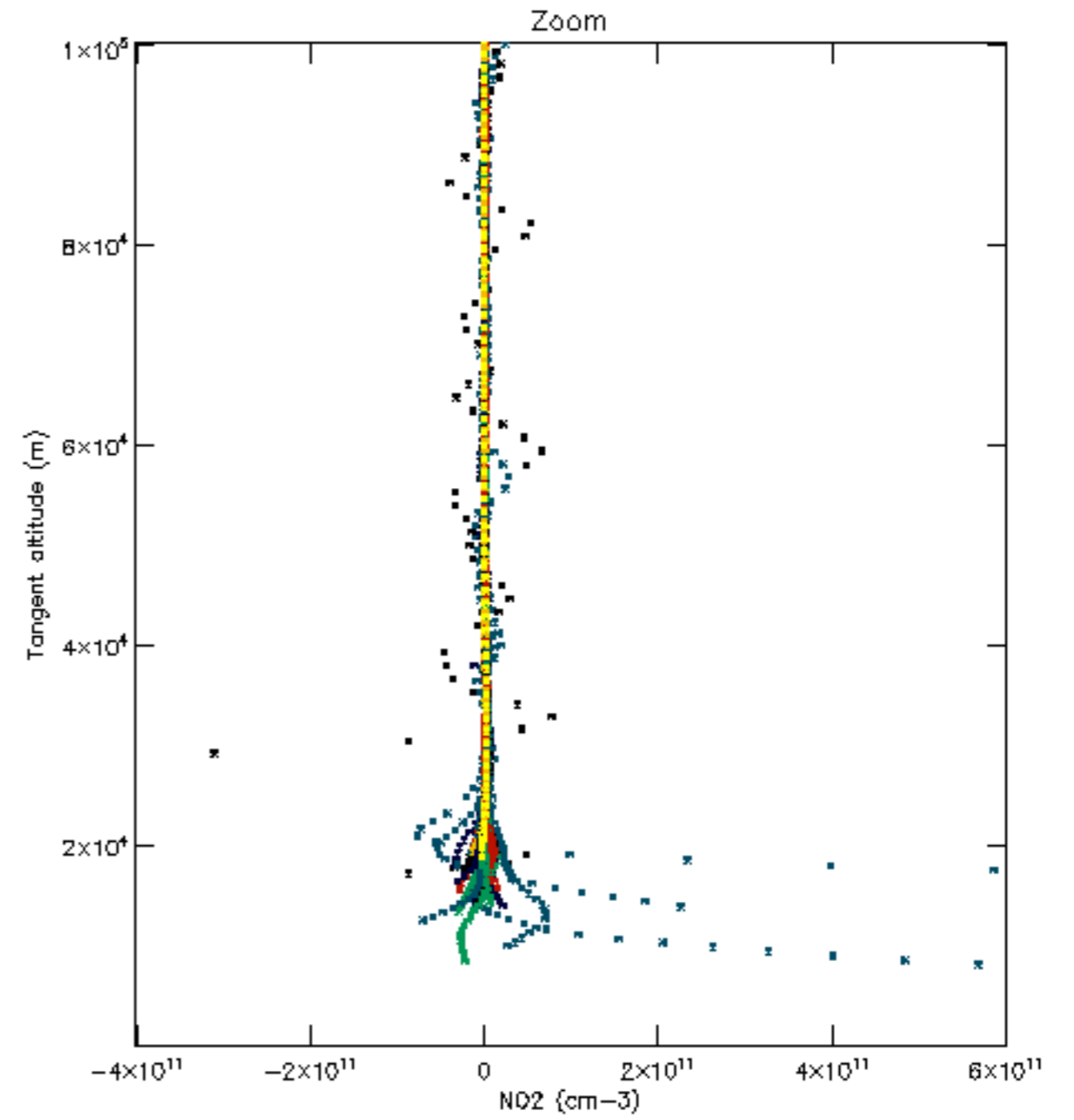
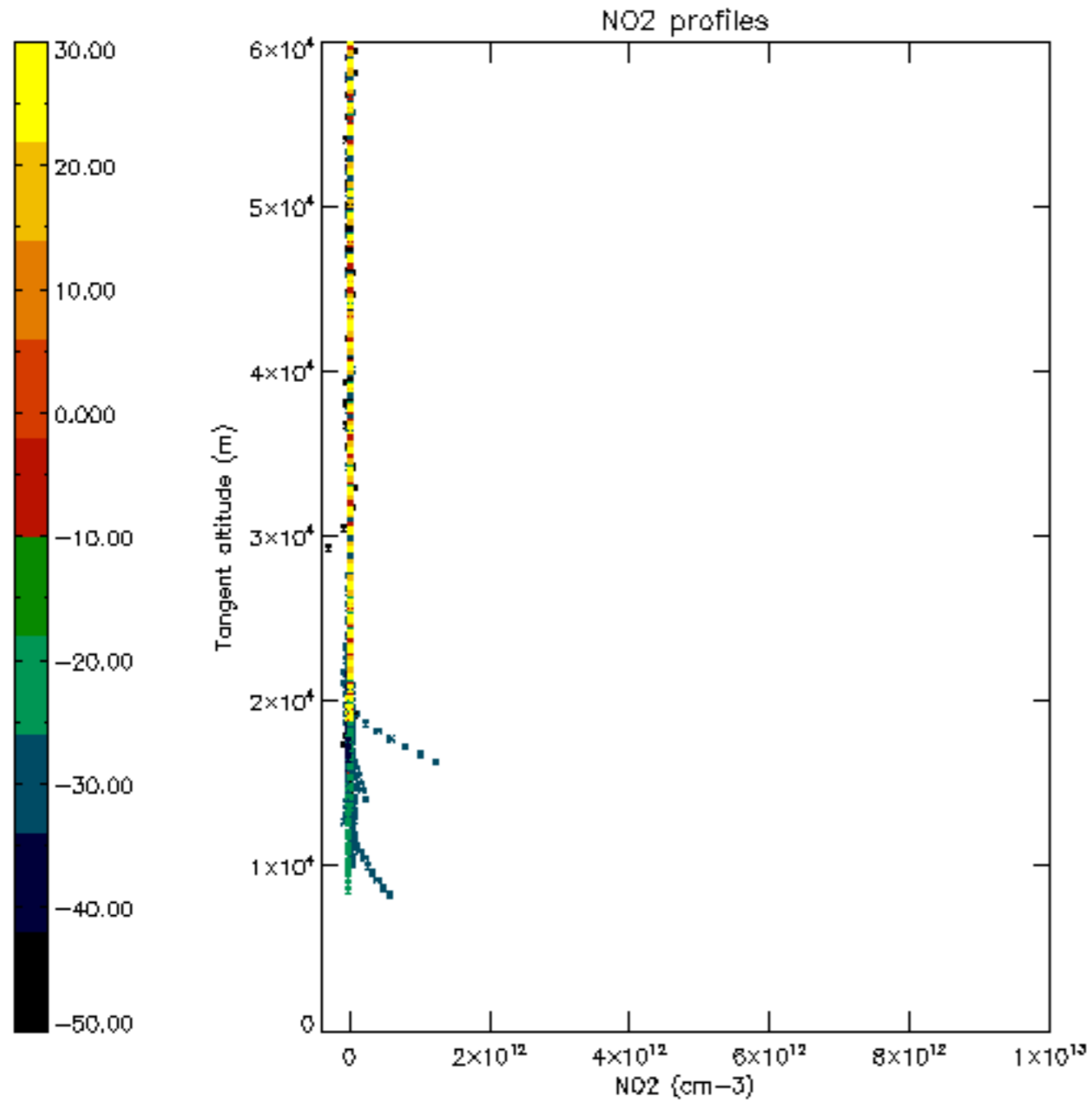


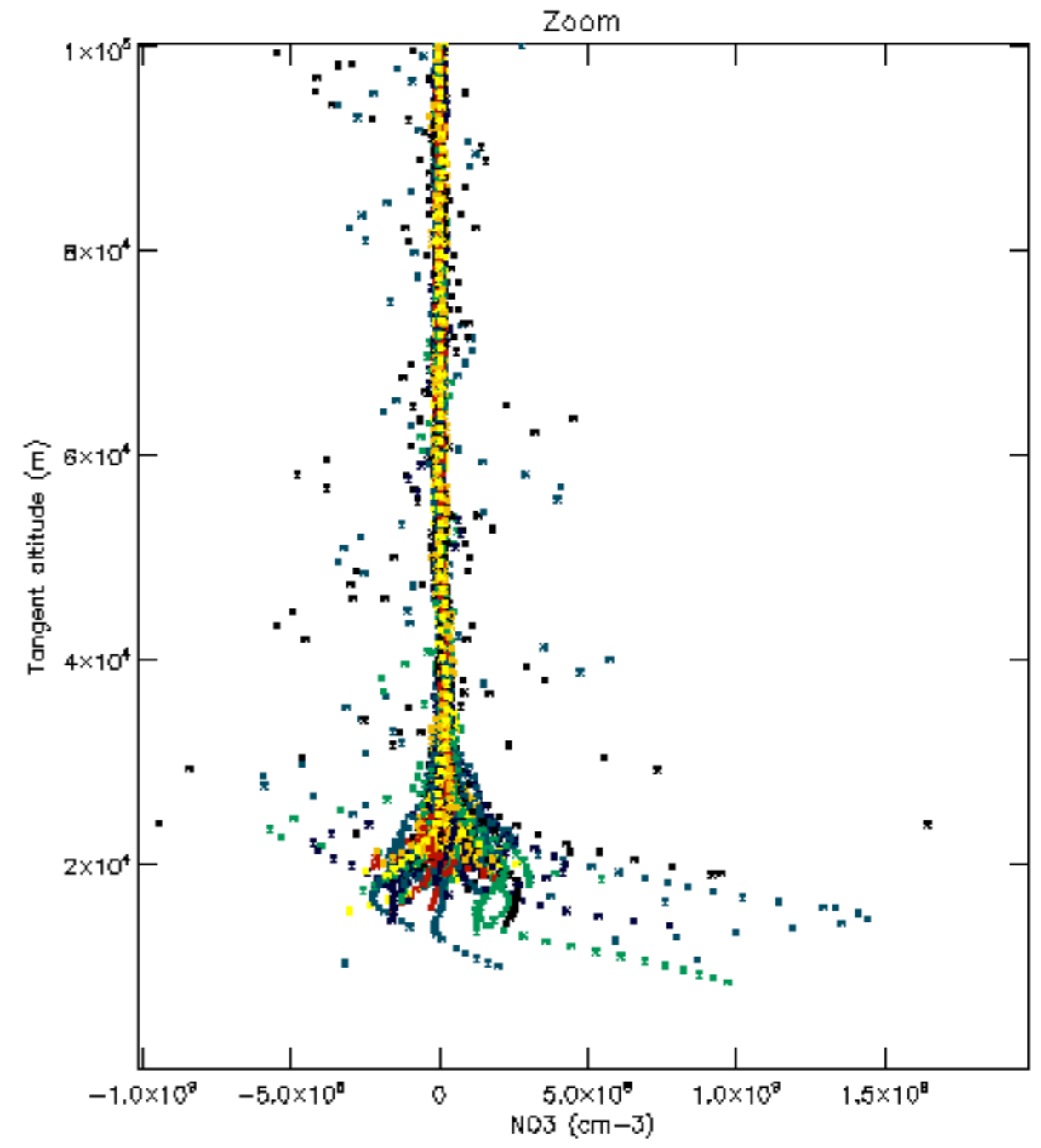
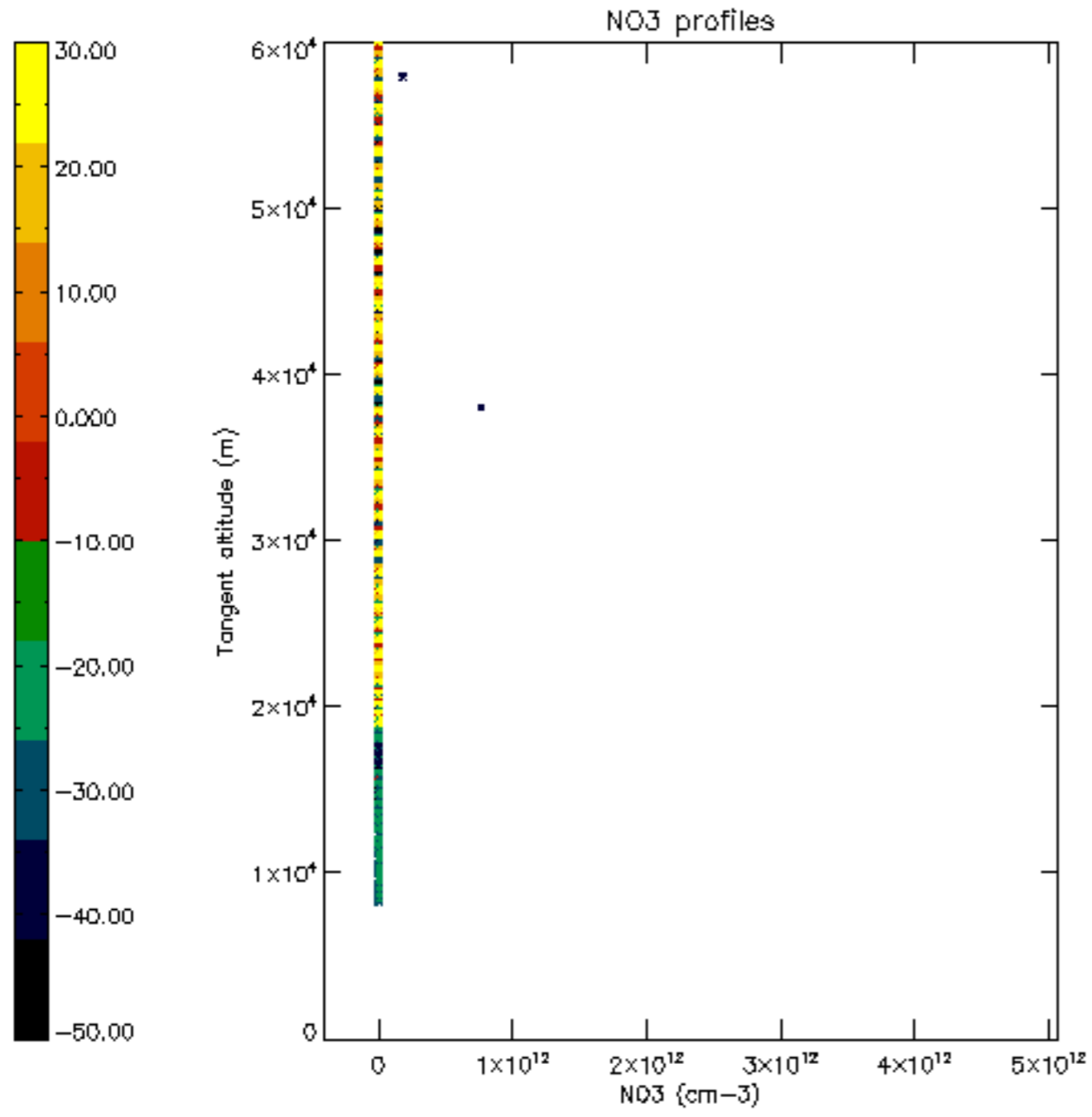


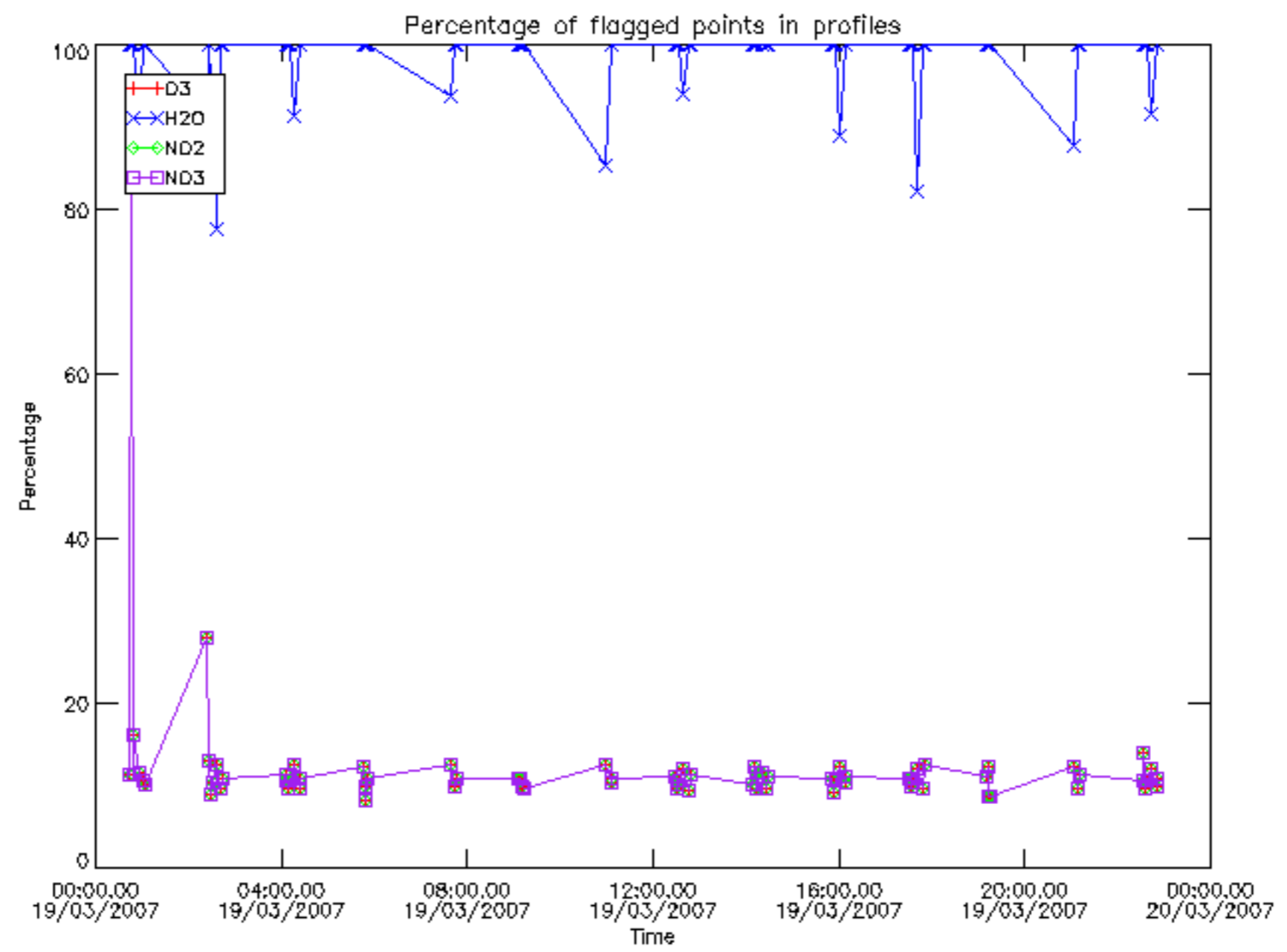




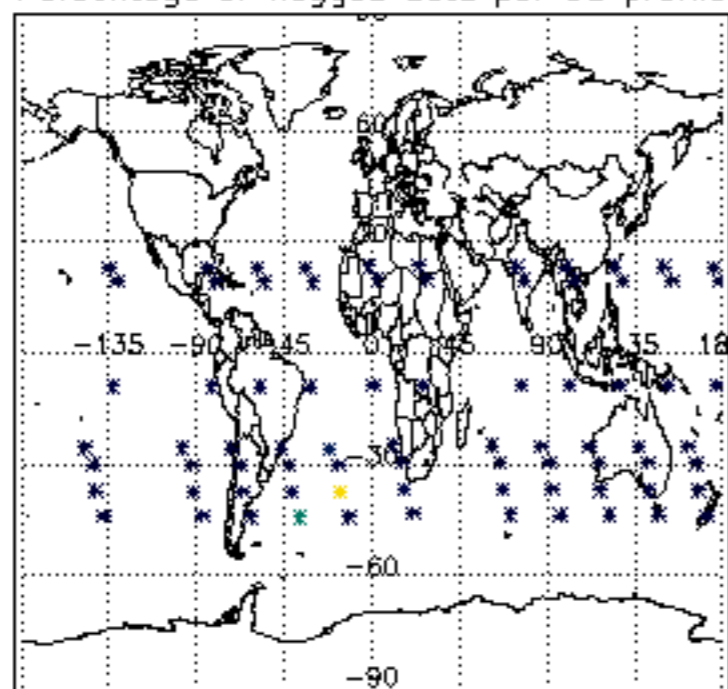




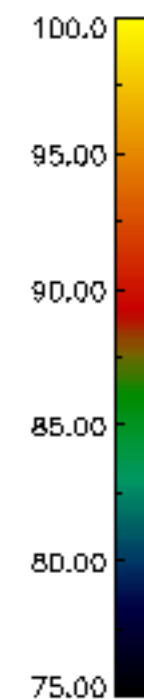
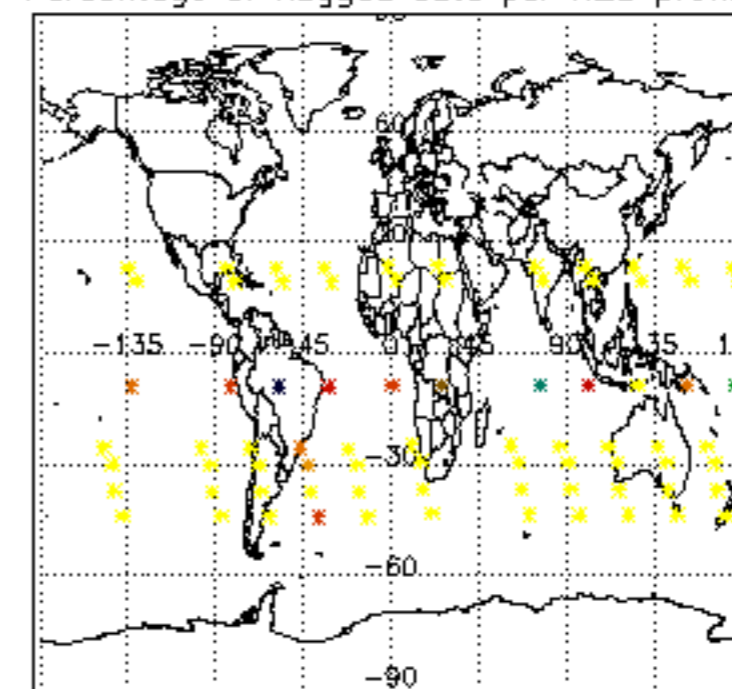




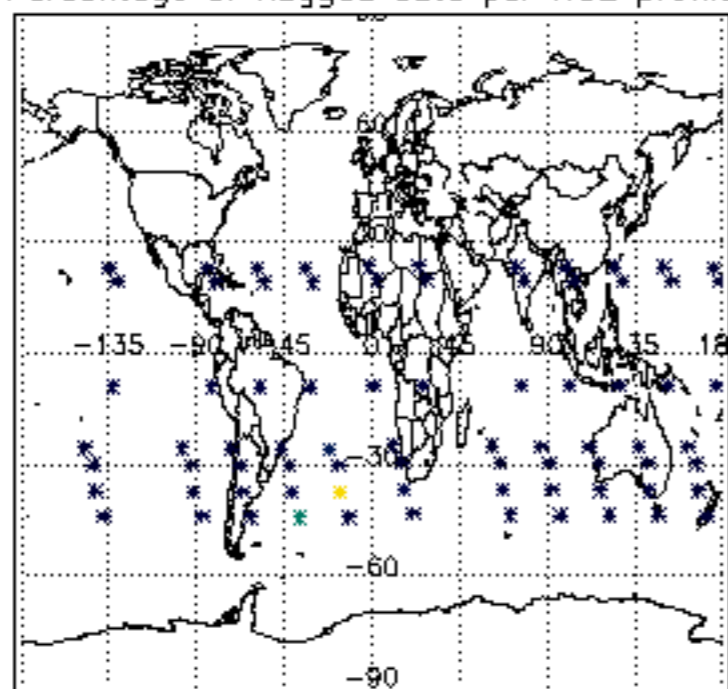
Percentage of flagged data per D3 profile



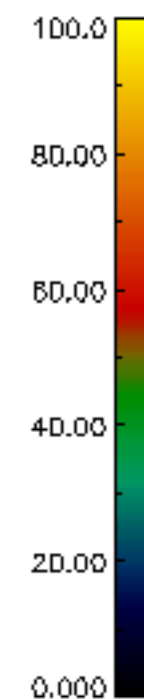
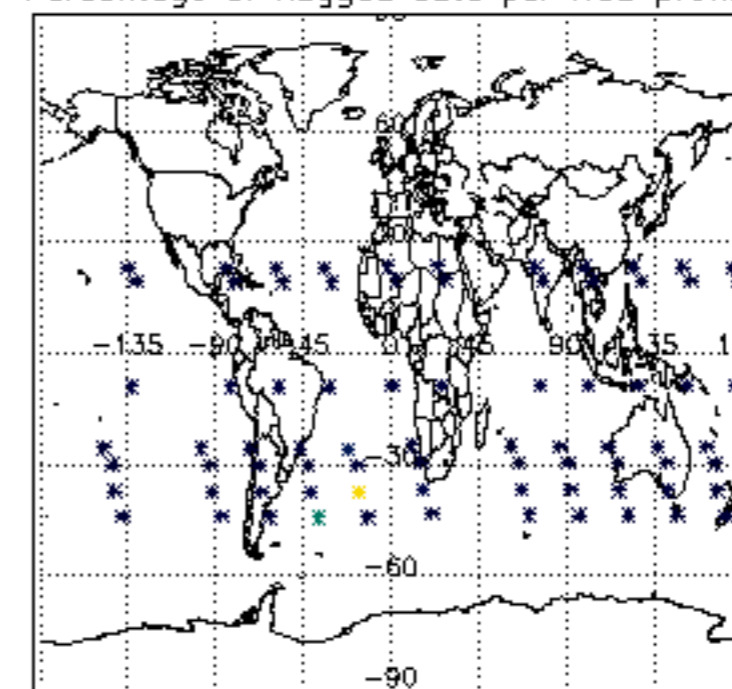
Percentage of flagged data per H2O profile

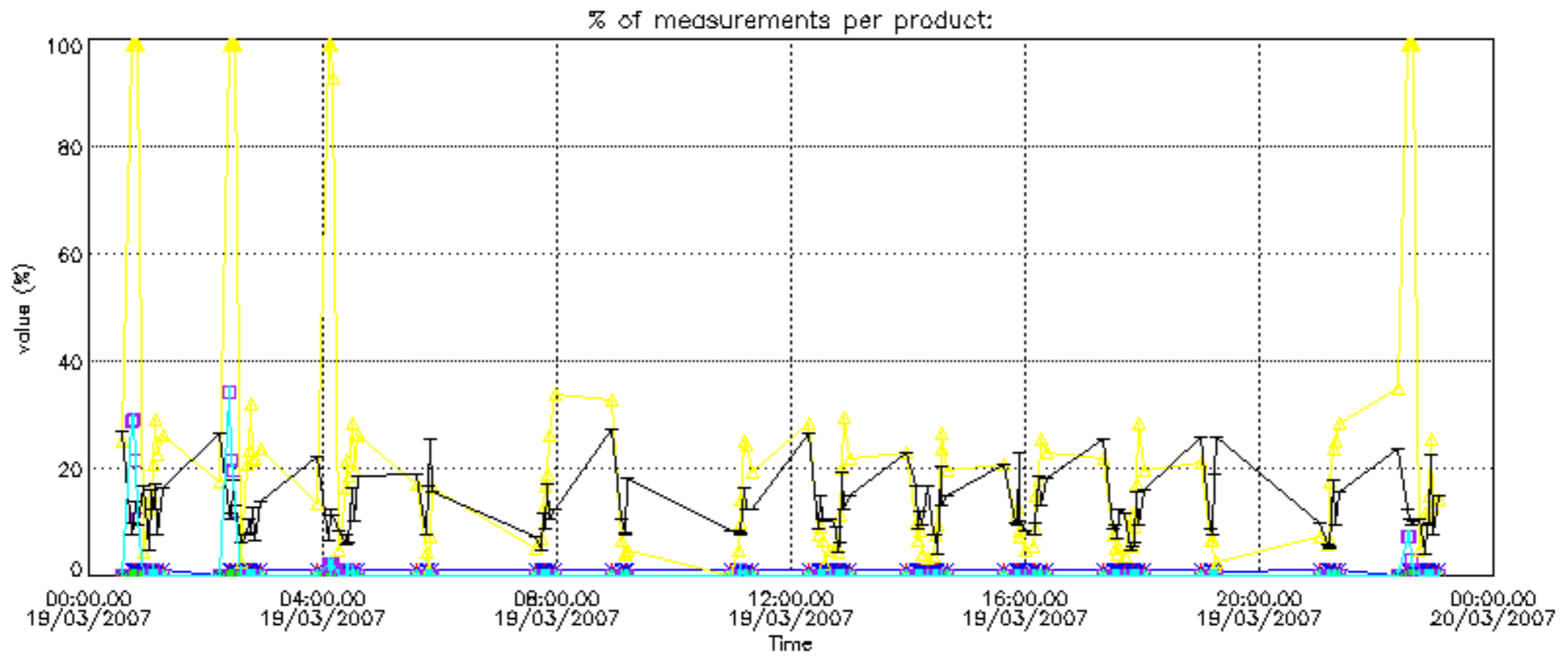


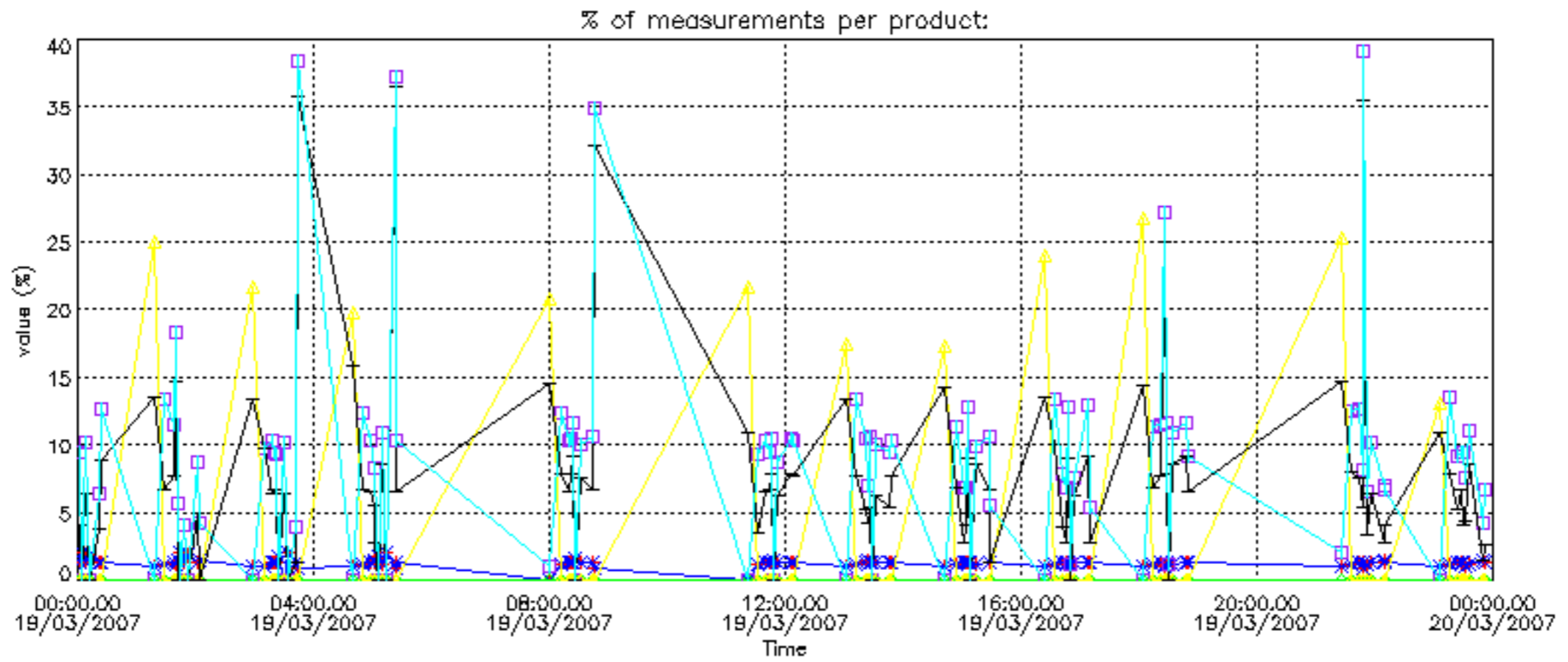
Percentage of flagged data per NO2 profile



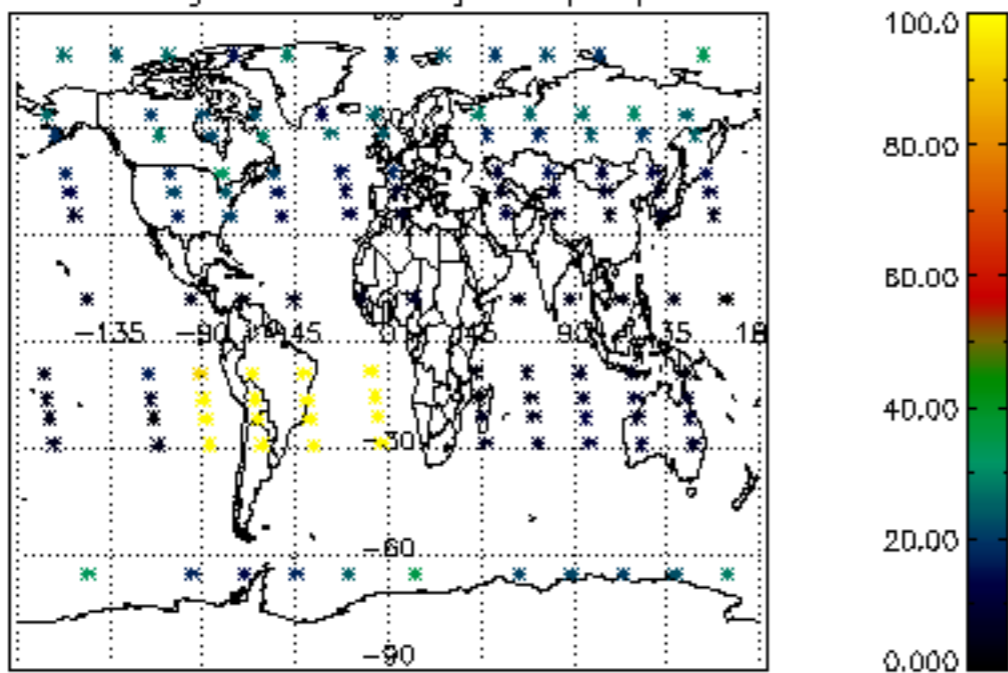
Percentage of flagged data per NO3 profile



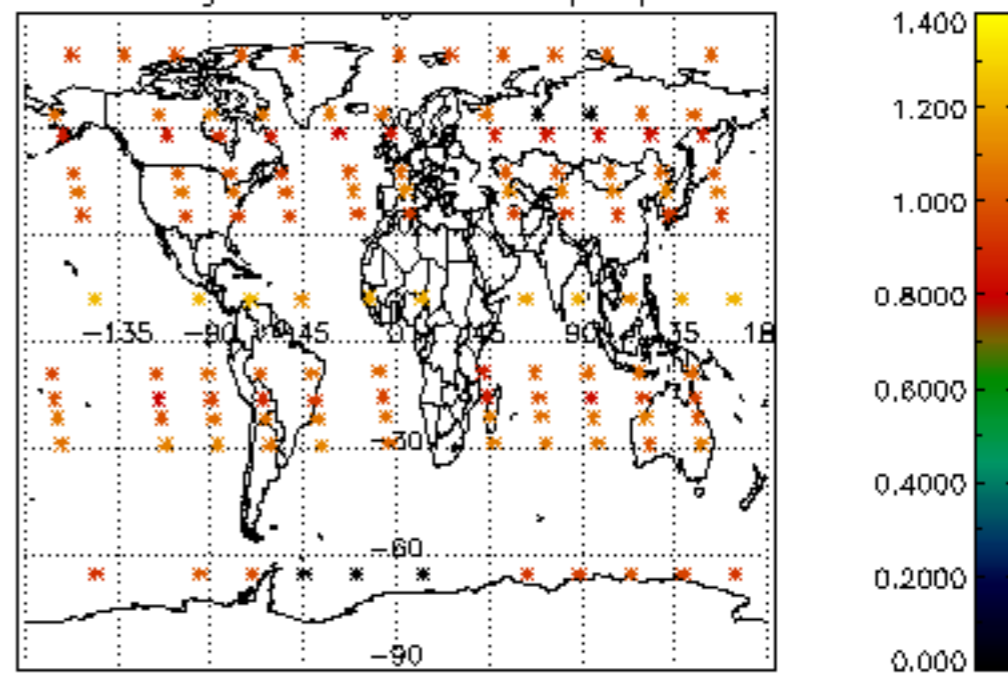




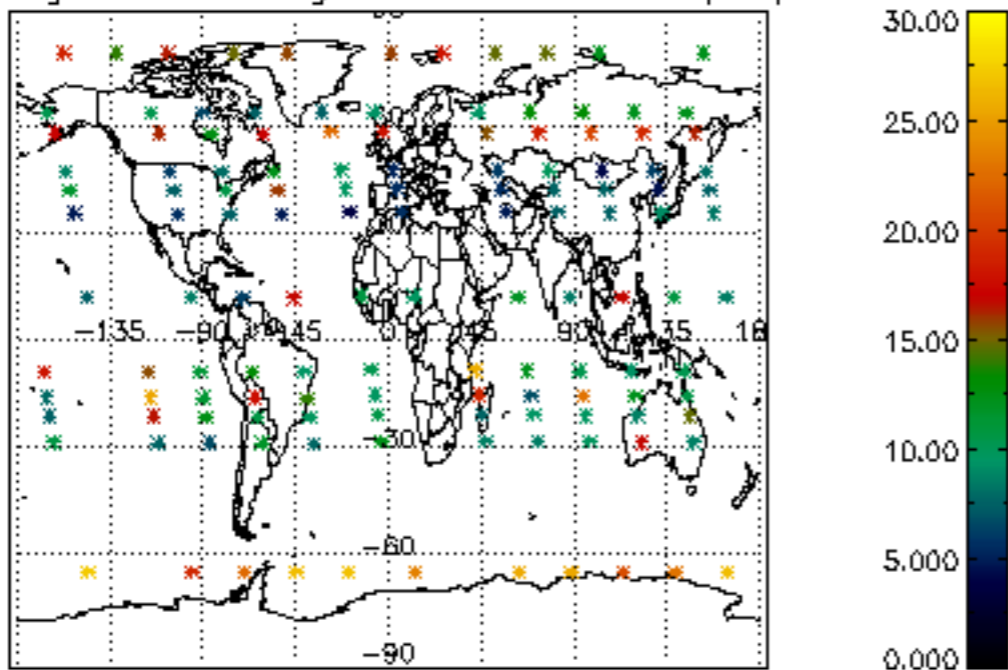
Percentage of cosmic ray hits per profile



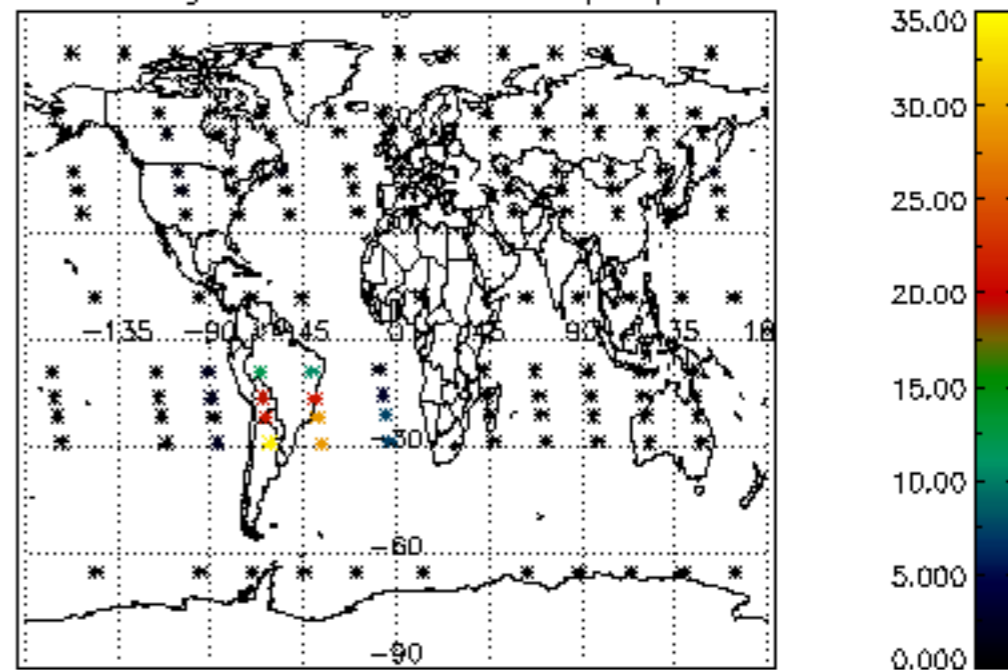
Percentage of datation errors per profile



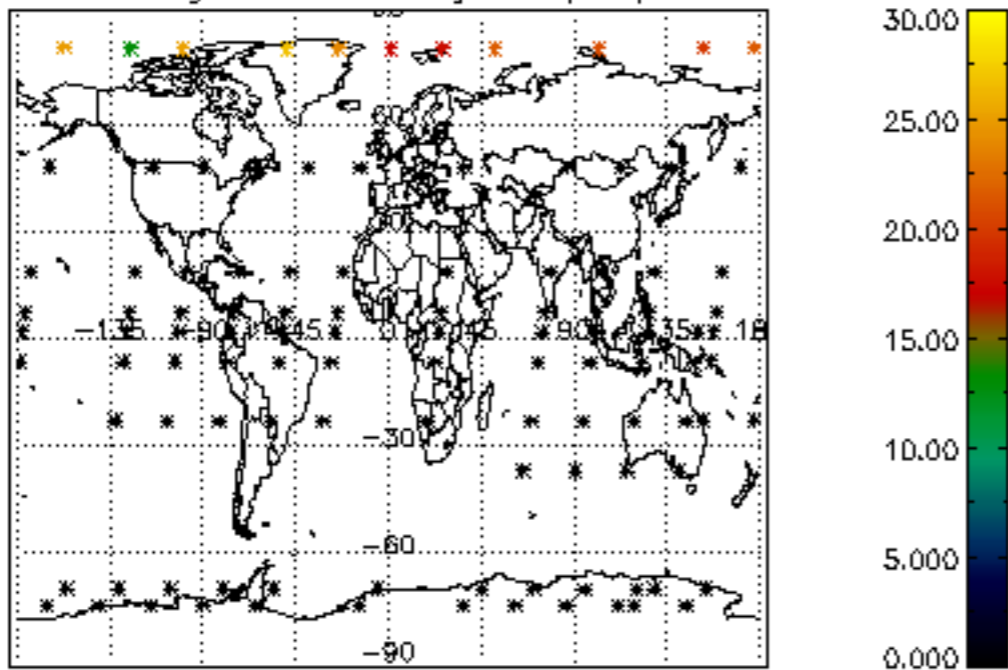
Percentage of star falling outside central band per profile



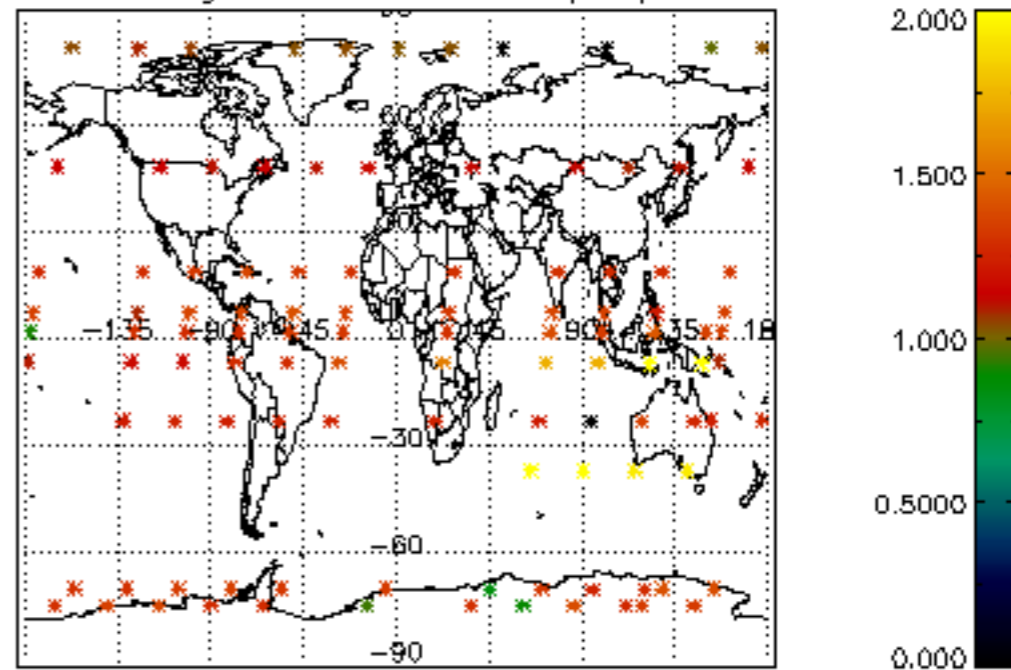
Percentage of saturation errors per profile



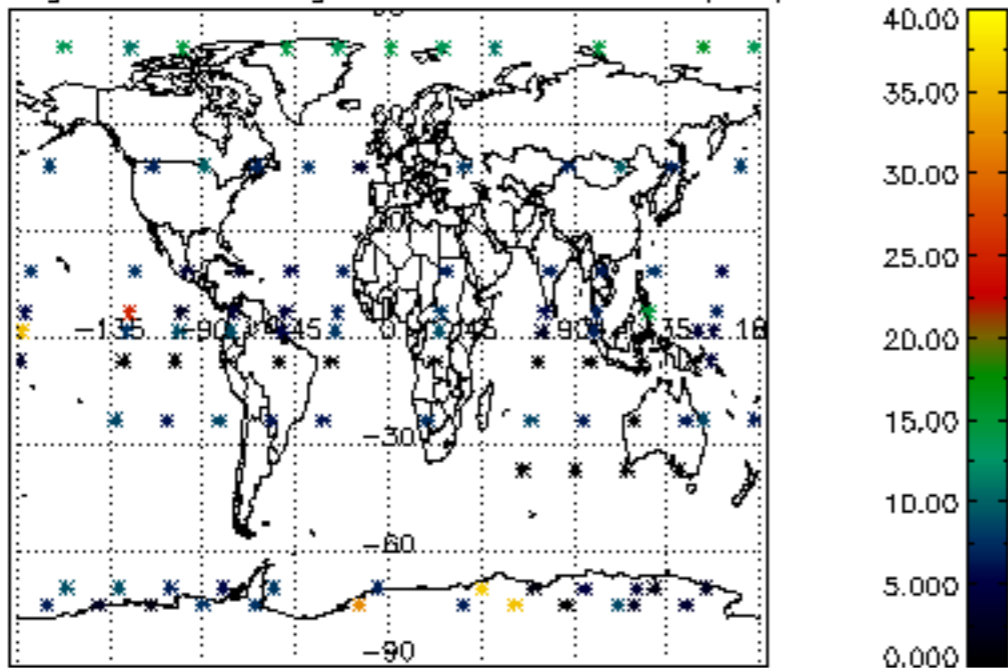
Percentage of cosmic ray hits per profile



Percentage of datation errors per profile



Percentage of star falling outside central band per profile



Percentage of saturation errors per profile

