

GOMOS Level 2 Daily Report

SUMMARY

[1. General Info](#)

[2. Summary of processed GOM_NL_2P products](#)

[3. Level 2 Quality information per product](#)

[3.1 Plot of level 2 quality information per product \(time dependant\)](#)

[3.2 Plot of level 2 quality information per product \(world map\)](#)

[4. Level 1 Quality information per product \(stored on level 2 products\)](#)

[4.1 Plot of level 1 quality information per product \(time dependant\)](#)

[4.1.1 Plot of level 1 quality information per product \(time dependant\): ASCENDING](#)

[4.1.2 Plot of level 1 quality information per product \(time dependant\): DESCENDING](#)

[4.2 Plot of level 1 quality information per product \(world map\)](#)

[4.2.1 Plot of level 1 quality information per product \(world map\): ASCENDING](#)

[4.2.2 Plot of level 1 quality information per product \(world map\): DESCENDING](#)

[5. Ozone profiles based on quality statistics and other trace gas profiles](#)

[5.1 Ozone statistics based on quality of products](#)

[5.2 Plot ozone profiles for all STD \(dark without errors\)](#)

[5.3 Plot ozone profiles where STD < 20% \(dark without errors\)](#)

[5.4. Plot ozone profiles where STD < 10% \(dark without errors\)](#)

[5.5. Plot ozone profiles where STD < 5% \(dark without errors\)](#)

[5.6 Plot NO2 profiles for all STD \(dark without errors\)](#)

[5.7 Plot NO3 profiles for all STD \(dark without errors\)](#)

[5.8 Plot H2O profiles \(only for occultations of stars 1,2,3,4,13,14,16,26,63 dark without errors\) for all STD](#)

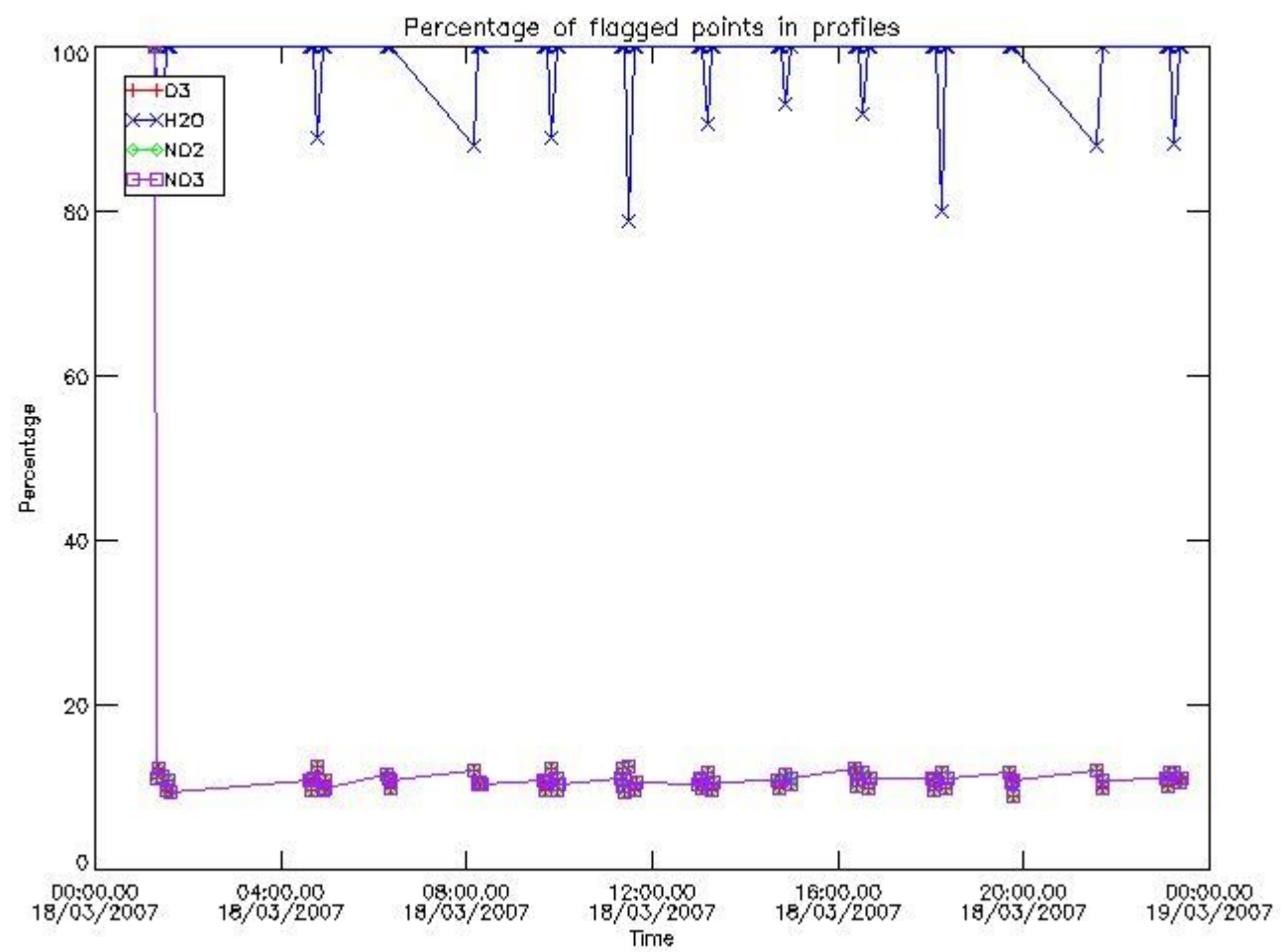
[6. Auxiliary Data Files used for the production reported in section 2](#)

220	GOM_NL__2PRFIN20070318_214847_000000482056_00287_26393_1652.N1	18-MAR-2007 21:48:47	Straylight	47.500	123	lot Cen	2.7500	10200.	95	26393	No
221	GOM_NL__2PRFIN20070318_215425_000000522056_00287_26393_1653.N1	18-MAR-2007 21:54:25	Straylight	51.500	106	9Bet Crv	2.6480	5600.0	103	26393	No
222	GOM_NL__2PRFIN20070318_215640_000000472056_00287_26393_1654.N1	18-MAR-2007 21:56:40	Tw_i_and_stray	46.500	100	4Gam Crv	2.5800	13100.	93	26393	No
223	GOM_NL__2PRFIN20070318_220734_000000452056_00287_26393_1655.N1	18-MAR-2007 22:07:34	Bright	44.500	62	94Bet Leo	2.1360	9700.0	89	26393	No
224	GOM_NL__2PRFIN20070318_221549_000000392056_00287_26393_1656.N1	18-MAR-2007 22:15:49	Bright	38.500	174	52Psi UMa	3.0040	4400.0	77	26393	No
225	GOM_NL__2PRFIN20070318_221903_000000362056_00287_26393_1657.N1	18-MAR-2007 22:19:03	Bright	36.000	82	48Bet UMa	2.3650	10600.	72	26393	No
226	GOM_NL__2PRFIN20070318_222033_000000382056_00287_26393_1658.N1	18-MAR-2007 22:20:33	Bright	37.500	36	50Alp UMa	1.8000	6300.0	75	26393	No
227	GOM_NL__2PRFIN20070318_222153_000000442056_00287_26393_1659.N1	18-MAR-2007 22:21:53	Bright	44.000	32	77Eps UMa	1.7630	11000.	88	26393	No
228	GOM_NL__2PRFIN20070318_222733_000000412056_00287_26393_1660.N1	18-MAR-2007 22:27:33	Bright	41.000	60	7Bet UMi	2.0810	3950.0	82	26393	No
229	GOM_NL__2PRFIN20070318_223128_000000282056_00287_26393_1661.N1	18-MAR-2007 22:31:28	Tw_i_and_stray	28.000	119	14Eta Dra	2.7270	4700.0	56	26393	No
230	GOM_NL__2PRFIN20070318_224105_000000482056_00287_26393_1662.N1	18-MAR-2007 22:41:05	Bright	47.500	144	18Del Cyg	2.8600	11000.	95	26393	No
231	GOM_NL__2PRFIN20070318_224235_000000392056_00287_26393_1663.N1	18-MAR-2007 22:42:35	Bright	38.500	66	37Gam Cyg	2.2080	5900.0	77	26393	No
232	GOM_NL__2PRFIN20070318_225251_000000552056_00287_26393_1664.N1	18-MAR-2007 22:52:51	Tw_i_and_stray	54.500	11	53Alp Aql	0.76500	8000.0	109	26393	No
233	GOM_NL__2PRFIN20070318_230315_000000462056_00287_26393_1665.N1	18-MAR-2007 23:03:15	Dark	46.000	155	41Pi Sgr	2.9000	6600.0	92	26393	No
234	GOM_NL__2PRFIN20070318_230519_000000462056_00287_26393_1666.N1	18-MAR-2007 23:05:19	Dark	46.000	57	34Sig Sgr	2.0660	26000.	92	26393	No
235	GOM_NL__2PRFIN20070318_230649_000000512056_00287_26393_1667.N1	18-MAR-2007 23:06:49	Dark	50.500	137	22Lam Sgr	2.8240	4400.0	101	26393	No
236	GOM_NL__2PRFIN20070318_230849_000000472056_00287_26393_1668.N1	18-MAR-2007 23:08:49	Dark	47.000	38	20Eps Sgr	1.8360	11000.	94	26393	No
237	GOM_NL__2PRFIN20070318_231440_000000432056_00288_26394_1656.N1	18-MAR-2007 23:14:40	Dark	43.000	141	Bet Ara	2.8400	4600.0	86	26394	No
238	GOM_NL__2PRFIN20070318_232115_000000532056_00288_26394_1657.N1	18-MAR-2007 23:21:15	Dark	53.000	131	Gam Lup	2.8000	26000.	106	26394	No
239	GOM_NL__2PRFIN20070318_232307_000000462056_00288_26394_1658.N1	18-MAR-2007 23:23:07	Dark	46.000	78	Alp Lup	2.3040	28000.	92	26394	No
240	GOM_NL__2PRFIN20070318_232436_000000502056_00288_26394_1659.N1	18-MAR-2007 23:24:36	Straylight	50.000	81	Eta Cen	2.3560	28000.	100	26394	No
241	GOM_NL__2PRFIN20070318_232741_000000592056_00288_26394_1660.N1	18-MAR-2007 23:27:41	Straylight	58.500	54	5The Cen	2.0550	4500.0	117	26394	No
242	GOM_NL__2PRFIN20070318_232924_000000492056_00288_26394_1661.N1	18-MAR-2007 23:29:24	Straylight	48.500	123	lot Cen	2.7500	10200.	97	26394	No
243	GOM_NL__2PRFIN20070318_233501_000000512056_00288_26394_1662.N1	18-MAR-2007 23:35:01	Straylight	50.500	106	9Bet Crv	2.6480	5600.0	101	26394	No
244	GOM_NL__2PRFIN20070318_233716_000000502056_00288_26394_1663.N1	18-MAR-2007 23:37:16	Tw_i_and_stray	49.500	100	4Gam Crv	2.5800	13100.	99	26394	No
245	GOM_NL__2PRFIN20070318_234809_000000472056_00288_26394_1664.N1	18-MAR-2007 23:48:09	Bright	46.500	62	94Bet Leo	2.1360	9700.0	93	26394	No
246	GOM_NL__2PRFIN20070318_235625_000000392056_00288_26394_1665.N1	18-MAR-2007 23:56:25	Bright	38.500	174	52Psi UMa	3.0040	4400.0	77	26394	No
247	GOM_NL__2PRFIN20070318_235938_000000372056_00288_26394_1666.N1	18-MAR-2007 23:59:38	Bright	37.000	82	48Bet UMa	2.3650	10600.	74	26394	No

3. Quality information per product

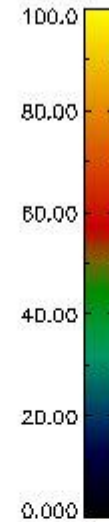
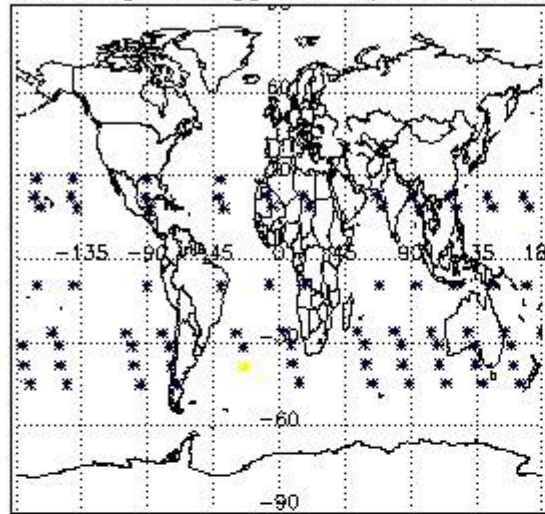
In this section it is plotted some information contained in the Quality Summary data set of the level 2 products. Only products in dark limb conditions and without errors (error flag in the MPH set to "0") are used.

3.1 Plot quality information per product (time dependant)

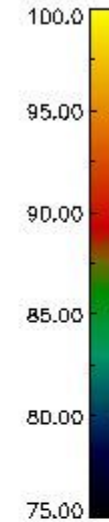
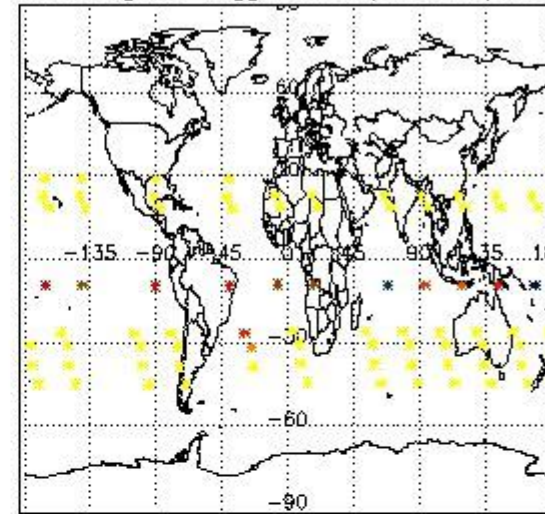


3.2 Plot quality information per product (world map)


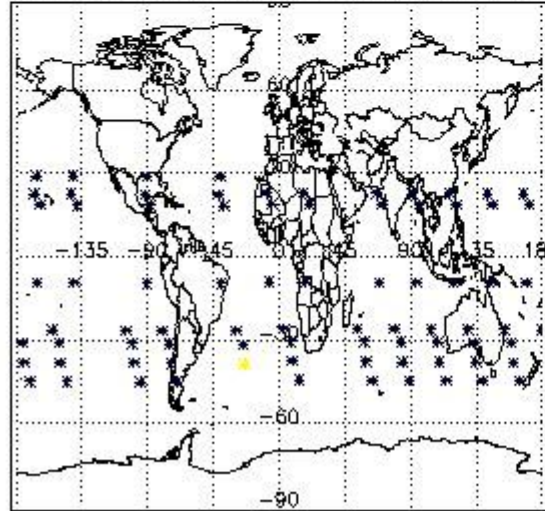
Percentage of flagged data per O3 profile



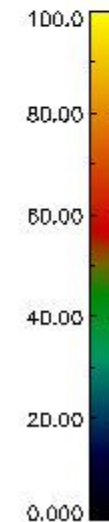
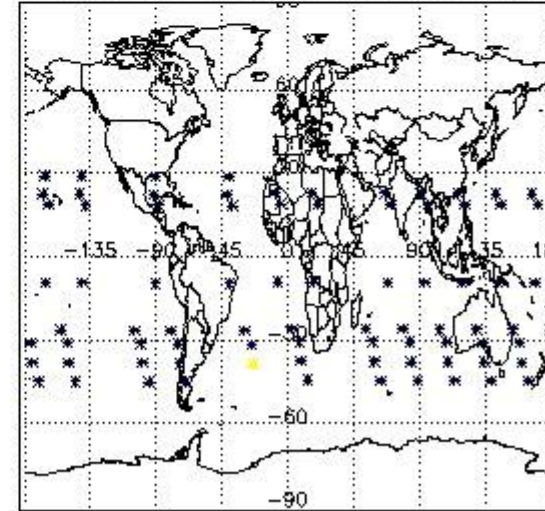
Percentage of flagged data per H2O profile



Percentage of flagged data per NO2 profile



Percentage of flagged data per NO3 profile

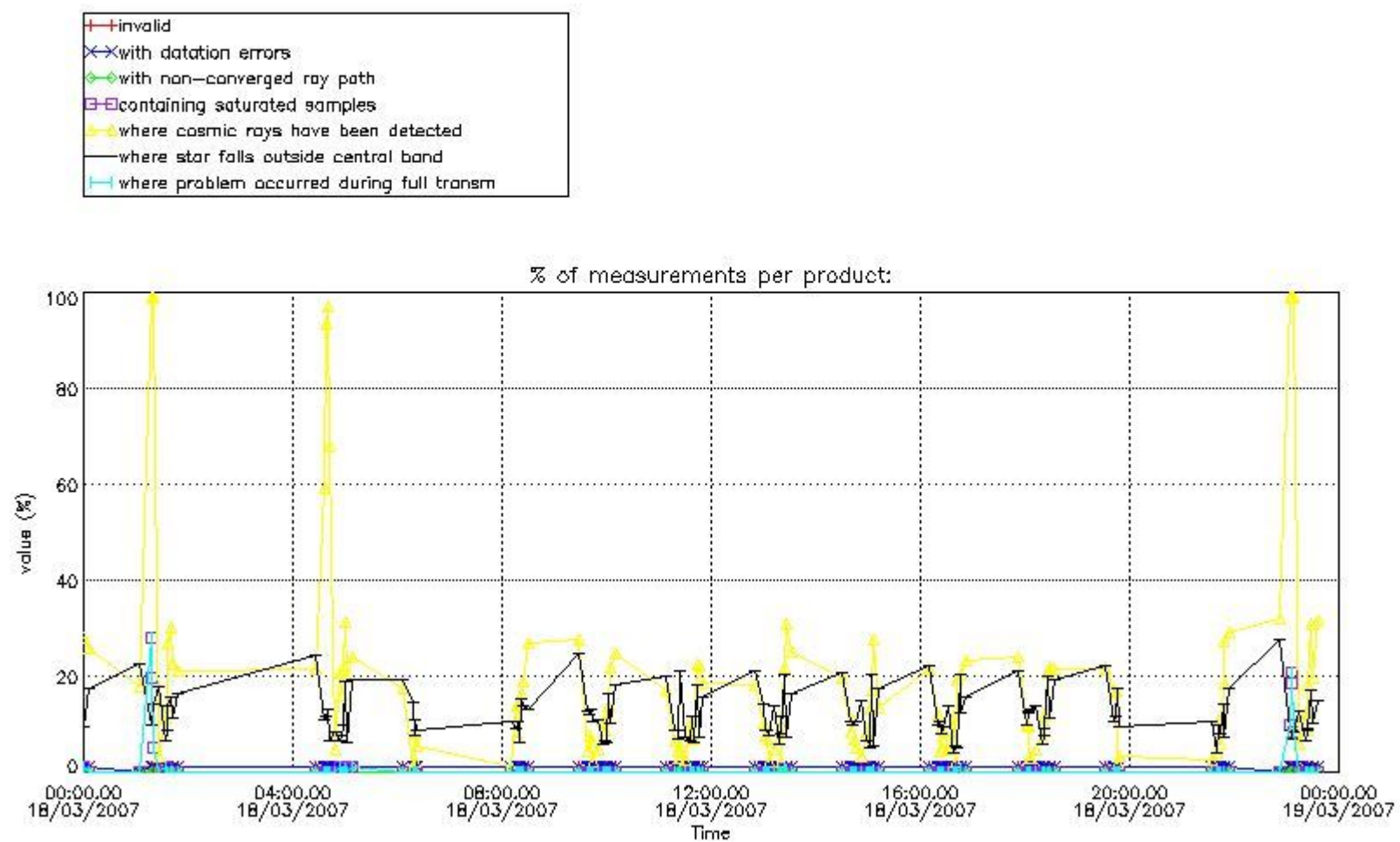


4. Level 1 quality information per product

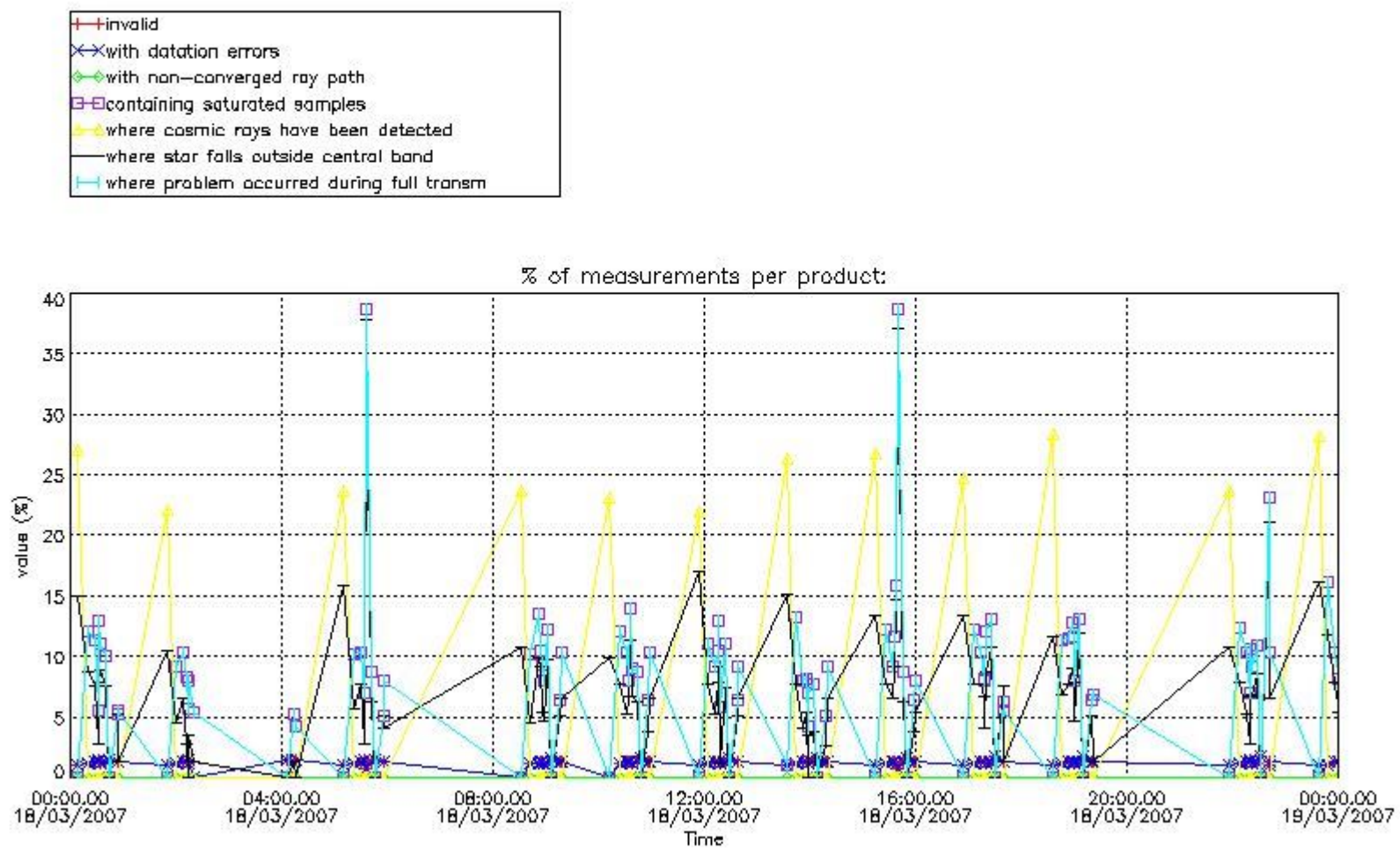
In this section it is plotted some information contained in the Quality Summary data set of the level 2 products that comes from the level 1b processing. Products without errors (error flag in the MPH set to "0") are used.

4.1 Plot quality information per product (time dependant) coming from level 1b processing

4.1.1 Plot level 1 quality information per product (time dependant): ENVISAT ASCENDING passes



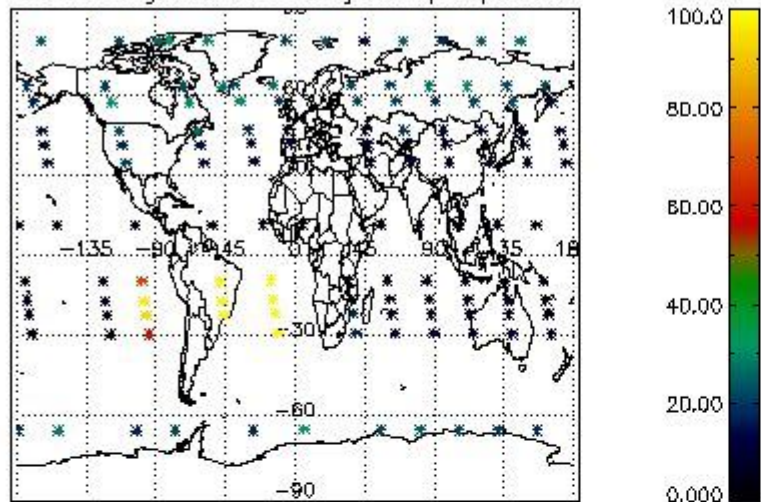
4.1.2 Plot level 1 quality information per product (time dependant): ENVI SAT DESCENDING passes



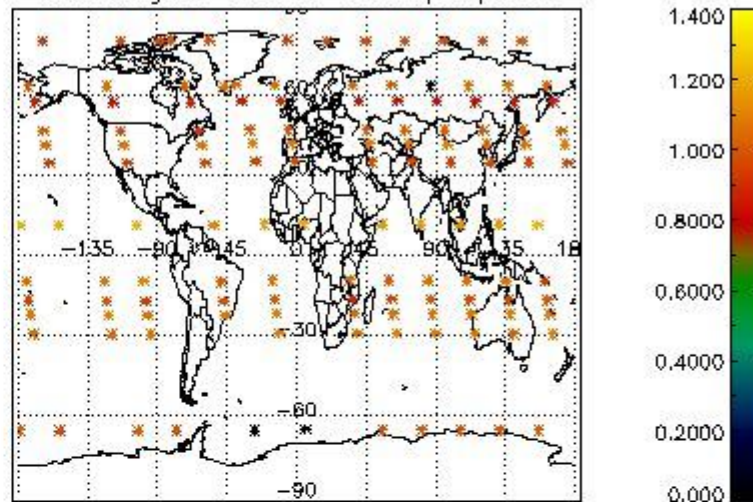
4.2 Plot quality information per product coming from level 1b processing (world map)

4.2.1 Plot level 1 quality information per product (world map): ENVISAT ASCENDING passes

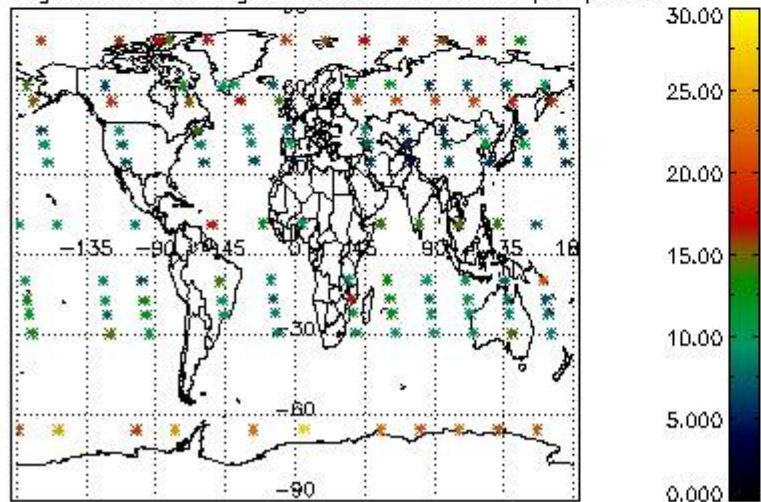
Percentage of cosmic ray hits per profile



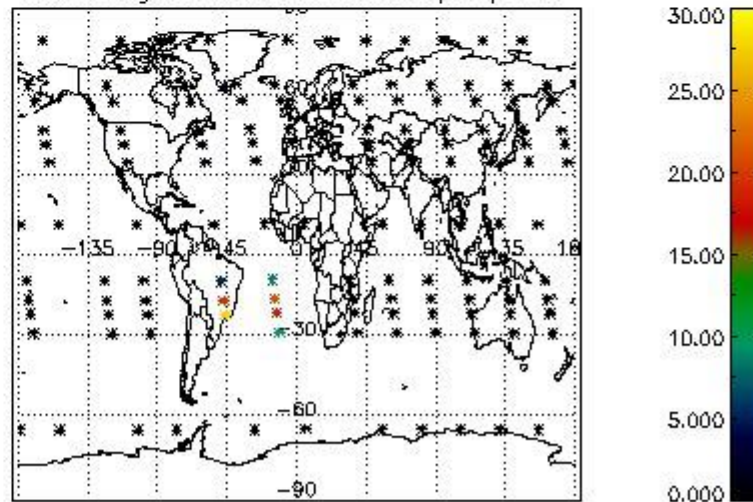
Percentage of datation errors per profile



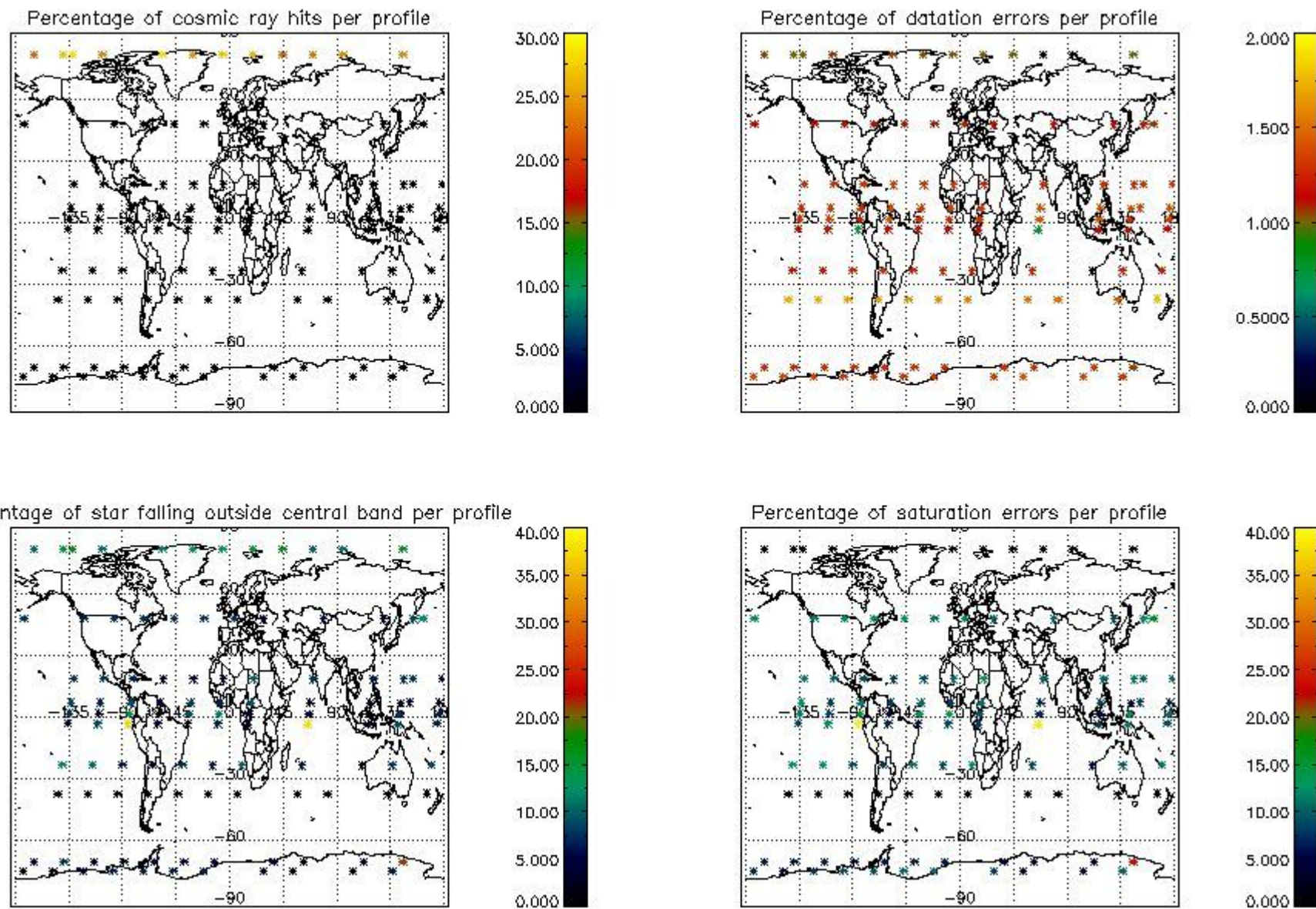
Percentage of star falling outside central band per profile



Percentage of saturation errors per profile



4.2.2 Plot level 1 quality information per product (world map): ENVISAT DESCENDING passes



5. Trace gas profiles

5.1 Ozone statistics based on quality of products

The final quality of the products can be "measured" using the STD (Standard Deviation) attached to every point profile. This information is written to the parameter GOM_NL__2P/NL_LOCAL_SPECIES_DENSITY/o3_std of the level 2 products. The table below shows the statistics for given STD ranges.

The statistics are given with respect to the overall valid production:

- Products without fatal errors: GOM_NL__2P/MPH/PRODUCT_ERR=0
- Valid point profile: GOM_NL__2P/NL_LOCAL_SPECIES_DENSITY/pcd(0)=0

The 'Criteria' is applied to valid points of dark limb products:

- Products in dark limb illumination condition: GOM_NL__2P/NL_SUMMARY_QUALITY/obs_ill_cond=0
- Products without fatal errors: GOM_NL__2P/MPH/PRODUCT_ERR=0
- Valid point profile: GOM_NL__2P/NL_LOCAL_SPECIES_DENSITY/pcd(0)=0

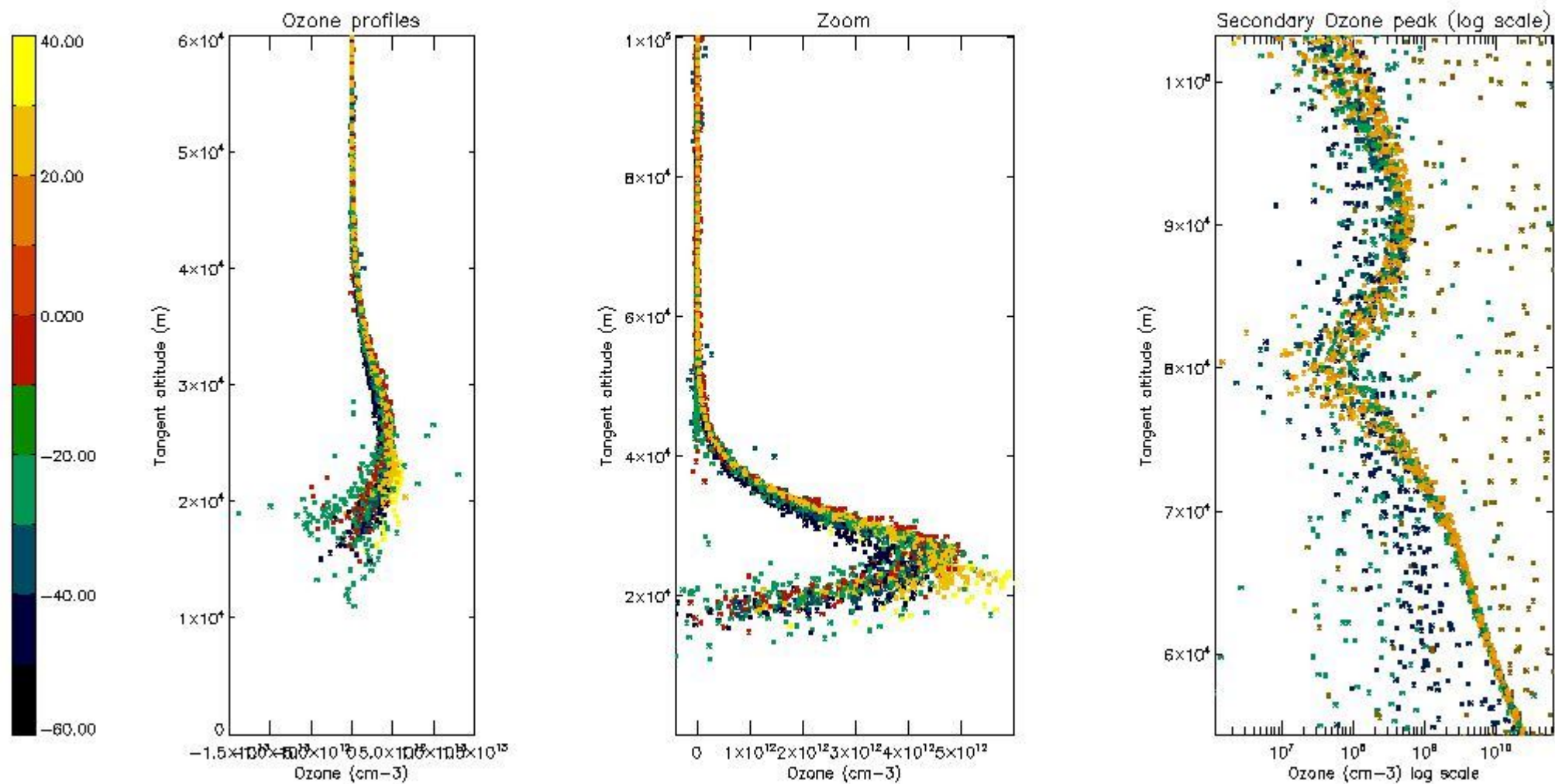
So, the table below shows the percentage of dark limb and valid observations for each criteria with respect to the overall valid daily observations.

Criteria	% of total production
All STD	35
STD < 20	18

STD < 10	14
STD < 5	10

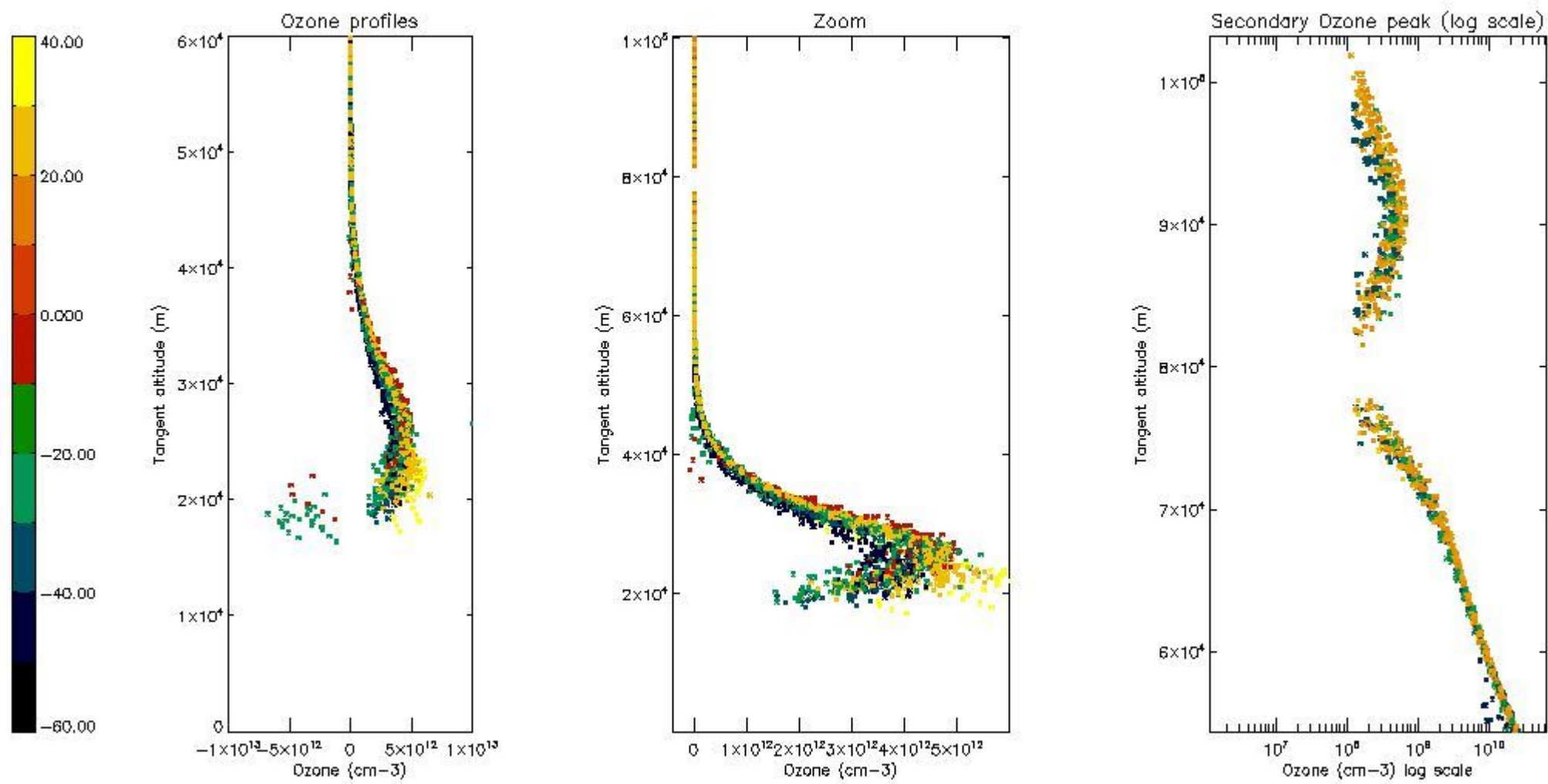
5.2 Plot ozone profiles for all STD (dark without errors)

The colorbar represents the latitude.



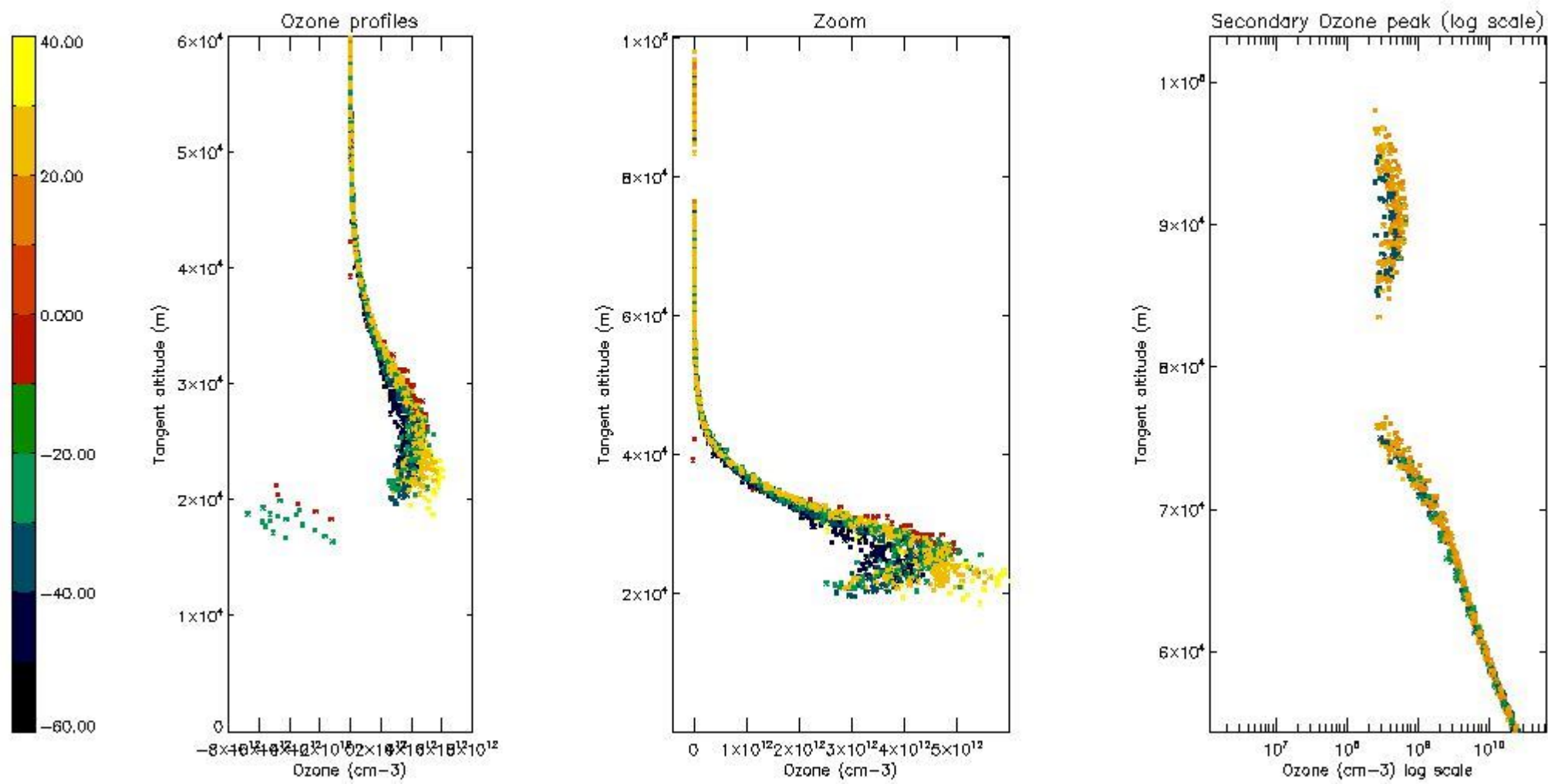
5.3 Plot ozone profiles where STD < 20% (dark without errors)

The colorbar represents the latitude.



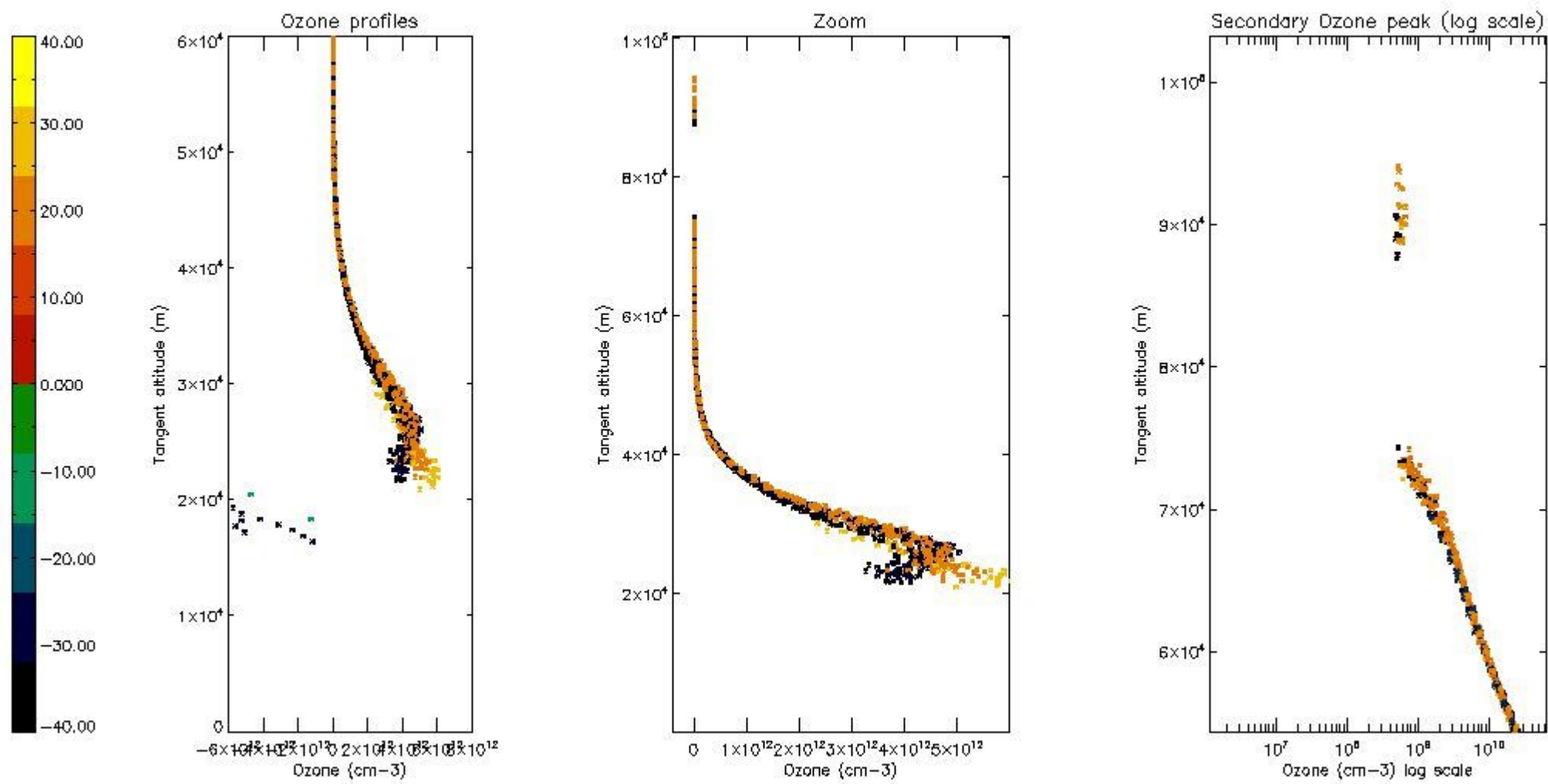
5.4 Plot ozone profiles where STD < 10% (dark without errors)

The colorbar represents the latitude.



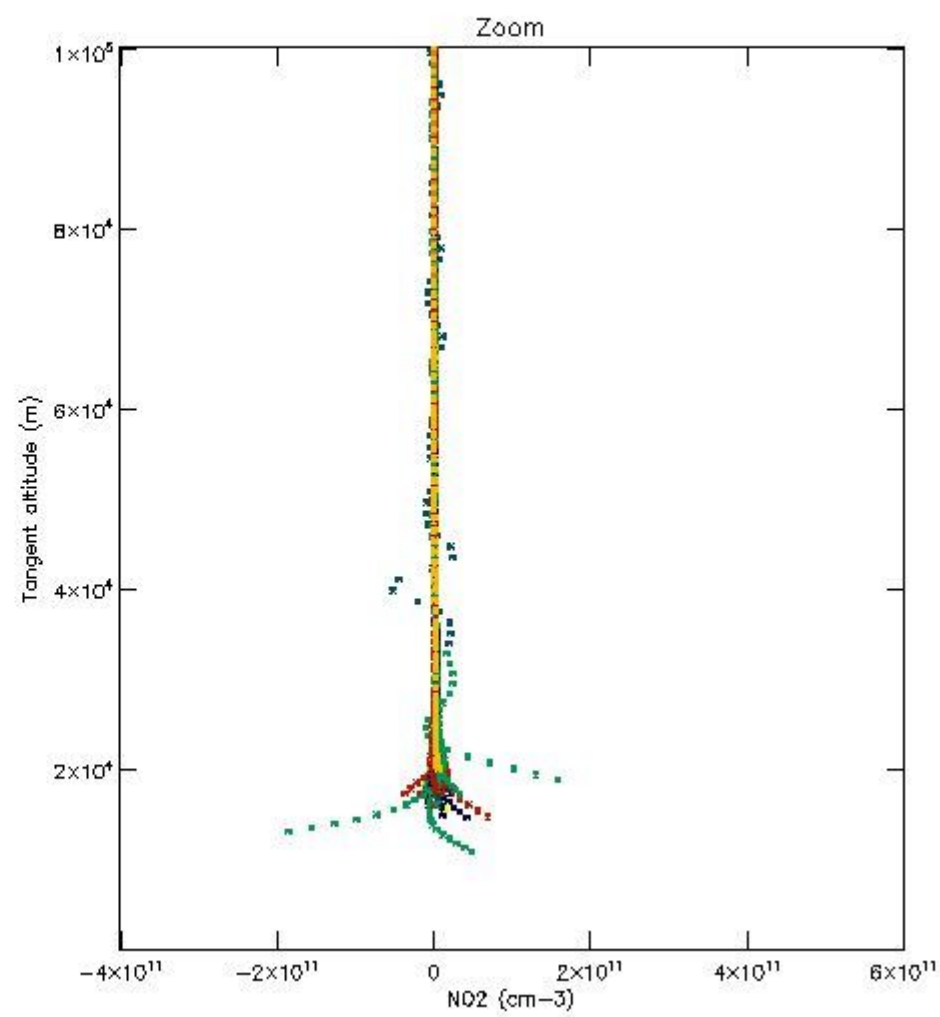
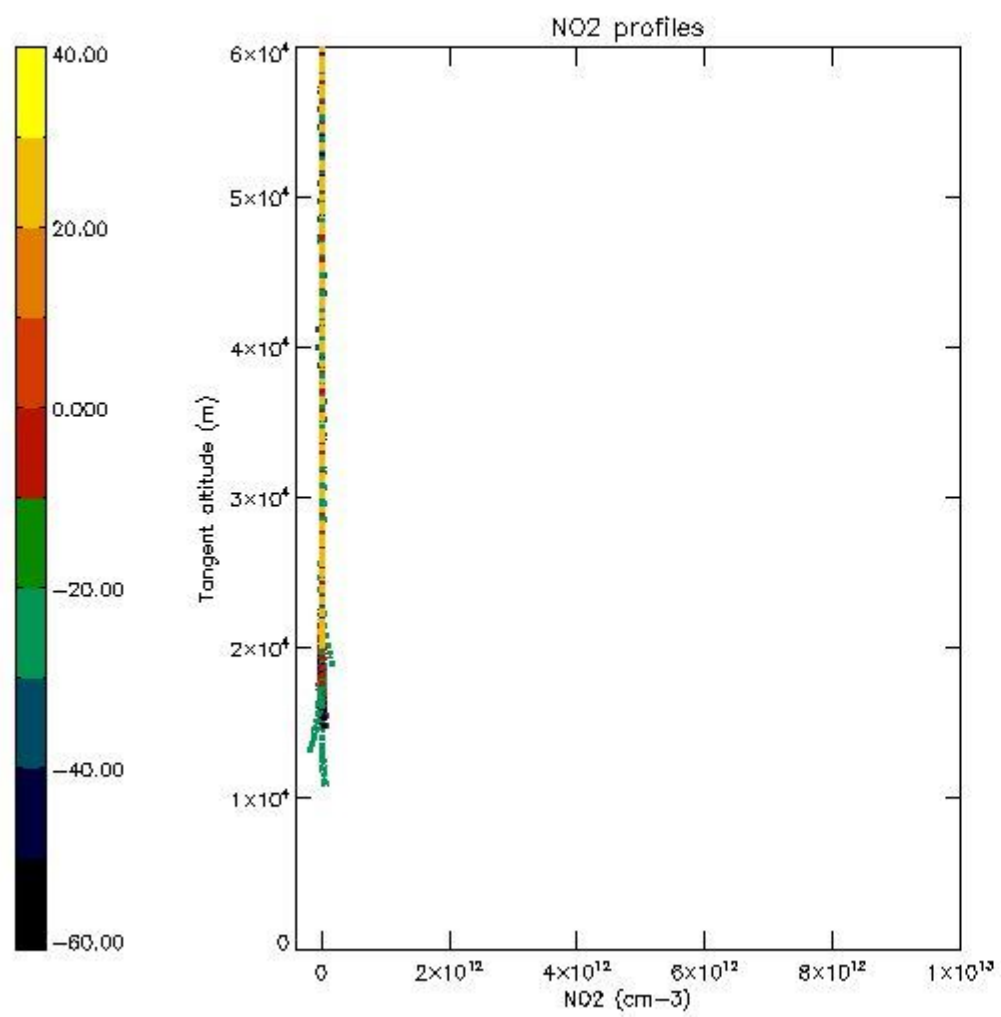
5.5 Plot ozone profiles where STD < 5% (dark without errors)

The colorbar represents the latitude.



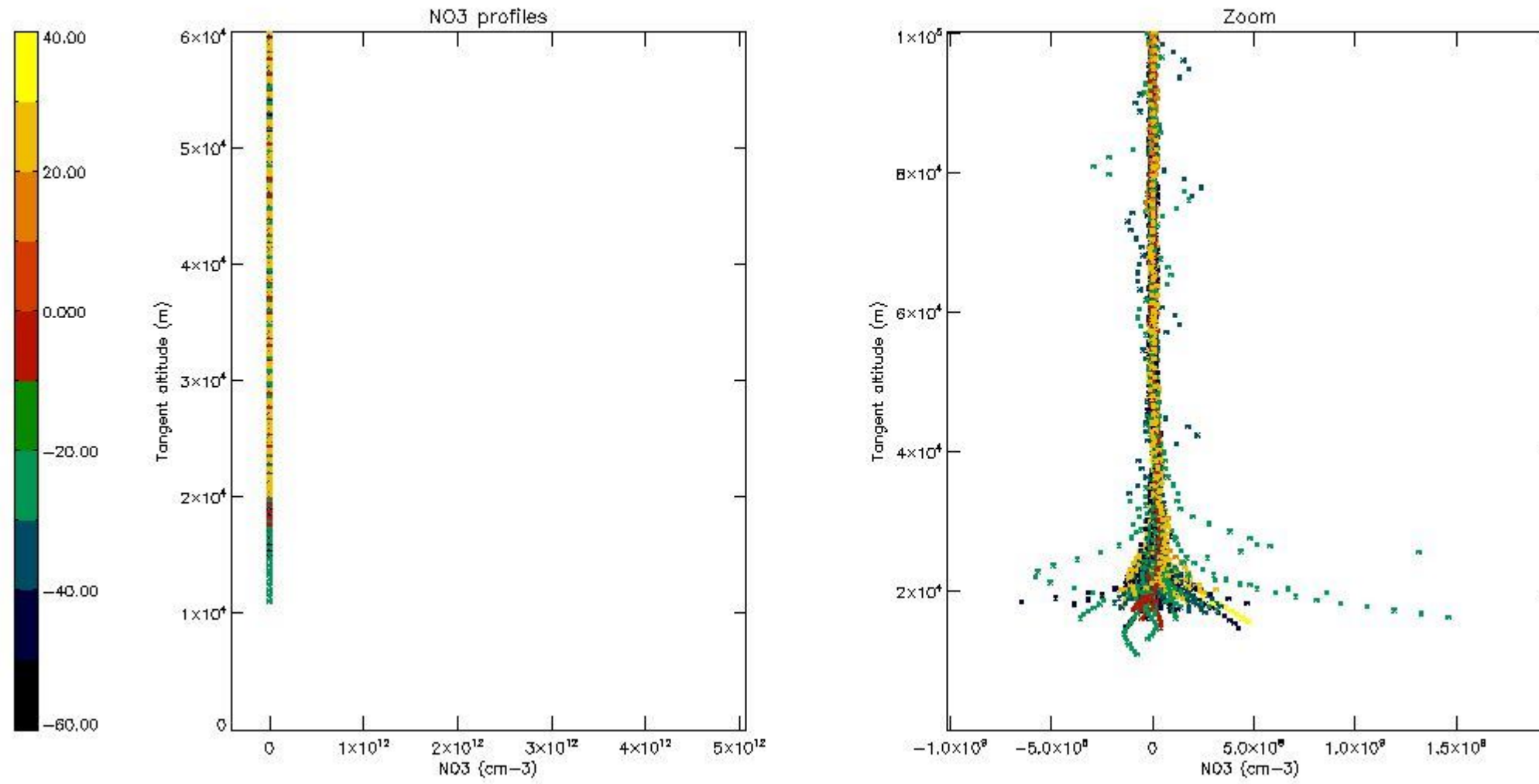
5.6 Plot NO₂ profiles for all STD (dark without errors)

The colorbar represents the latitude.



5.7 Plot NO3 profiles for all STD (dark without errors)

The colorbar represents the latitude.



6. Auxiliary Data Files used for the production reported in section 2

The number reported in the third column indicates since which file (see list in section 2) the corresponding auxiliary file has been used. The fourth column is the date of those product files.

Type	Auxiliary Filename	Used since product	Used since product date
INST_PHYS_CHARACTERISTICS	GOM_INS_AXVIEC20091111_143220_20030716_120000_20500101_000000	1	18-MAR-2007 00:00:53
LEVEL-2_PROC_CONFIG	GOM_PR2_AXVIEC20091111_152718_20020301_000000_20500101_000000	1	18-MAR-2007 00:00:53
CROSS_SECTIONS_FILE	GOM_CRS_AXVIEC20091111_154832_20020301_000000_20500101_000000	1	18-MAR-2007 00:00:53

GOMOS Level 2 Daily Report

SUMMARY

[1. General Info](#)

[2. Summary of processed GOM_NL_2P products](#)

[3. Level 2 Quality information per product](#)

[3.1 Plot of level 2 quality information per product \(time dependant\)](#)

[3.2 Plot of level 2 quality information per product \(world map\)](#)

[4. Level 1 Quality information per product \(stored on level 2 products\)](#)

[4.1 Plot of level 1 quality information per product \(time dependant\)](#)

[4.1.1 Plot of level 1 quality information per product \(time dependant\): ASCENDING](#)

[4.1.2 Plot of level 1 quality information per product \(time dependant\): DESCENDING](#)

[4.2 Plot of level 1 quality information per product \(world map\)](#)

[4.2.1 Plot of level 1 quality information per product \(world map\): ASCENDING](#)

[4.2.2 Plot of level 1 quality information per product \(world map\): DESCENDING](#)

[5. Ozone profiles based on quality statistics and other trace gas profiles](#)

[5.1 Ozone statistics based on quality of products](#)

[5.2 Plot ozone profiles for all STD \(dark without errors\)](#)

[5.3 Plot ozone profiles where STD < 20% \(dark without errors\)](#)

[5.4. Plot ozone profiles where STD < 10% \(dark without errors\)](#)

[5.5. Plot ozone profiles where STD < 5% \(dark without errors\)](#)

[5.6 Plot NO2 profiles for all STD \(dark without errors\)](#)

[5.7 Plot NO3 profiles for all STD \(dark without errors\)](#)

[5.8 Plot H2O profiles \(only for occultations of stars 1,2,3,4,13,14,16,26,63 dark without errors\) for all STD](#)

[6. Auxiliary Data Files used for the production reported in section 2](#)

This report presents the daily analysis on parameters extracted from GOMOS level 2 data (GOM_NL__2P). It is intended to monitor some important parameters that will impact the quality of these products. A list of level 2 products (and content) that have arrived during the reporting day to the PCF is also given.

Item	Value
Time of report generation	22APR2013 17:31:31
Data source version	GOMOS/6.01
Start time of products	18-03-2007 (18MAR2007 00:00:00)
Stop time of products	19-03-2007 (19MAR2007 00:00:00)
Store outputs in DB	Yes
Nb of level 2 prods	247
Nb of prods with errors	0

2. Summary of processed GOM_NL__2P products.

Nr	Filename	UTC Start time	Limb	Duration	Star Id	Star Name	Star Mag	Star Temp	Nb Meas	Orbit	Prod. error
1	GOM_NL__2PRFIN20070318_000053_000000482056_00274_26380_1431.N1	18-MAR-2007 00:00:53	Straylight	48.000	123	Iot Cen	2.7500	10200.	96	26380	No
2	GOM_NL__2PRFIN20070318_000635_000000522056_00274_26380_1432.N1	18-MAR-2007 00:06:35	Straylight	52.000	106	9Bet Crv	2.6480	5600.0	104	26380	No
3	GOM_NL__2PRFIN20070318_000852_000000502056_00274_26380_1433.N1	18-MAR-2007 00:08:52	Twilight_and_stray	50.000	100	4Gam Crv	2.5800	13100.	100	26380	No
4	GOM_NL__2PRFIN20070318_001952_000000462056_00274_26380_1434.N1	18-MAR-2007 00:19:52	Bright	45.500	62	94Bet Leo	2.1360	9700.0	91	26380	No
5	GOM_NL__2PRFIN20070318_002806_000000402056_00274_26380_1435.N1	18-MAR-2007 00:28:06	Bright	39.500	174	52Psi UMa	3.0040	4400.0	79	26380	No
6	GOM_NL__2PRFIN20070318_003119_000000362056_00274_26380_1436.N1	18-MAR-2007 00:31:19	Bright	36.000	82	48Bet UMa	2.3650	10600.	72	26380	No
7	GOM_NL__2PRFIN20070318_003248_000000392056_00274_26380_1437.N1	18-MAR-2007 00:32:48	Bright	38.500	36	50Alp UMa	1.8000	6300.0	77	26380	No
8	GOM_NL__2PRFIN20070318_003415_000000452056_00274_26380_1438.N1	18-MAR-2007 00:34:15	Bright	45.000	32	77Eps UMa	1.7630	11000.	90	26380	No
9	GOM_NL__2PRFIN20070318_003950_000000402056_00274_26380_1439.N1	18-MAR-2007 00:39:50	Bright	40.000	60	7Bet UMi	2.0810	3950.0	80	26380	No
10	GOM_NL__2PRFIN20070318_004349_000000352056_00274_26380_1440.N1	18-MAR-2007 00:43:49	Bright	35.000	119	14Eta Dra	2.7270	4700.0	70	26380	No
11	GOM_NL__2PRFIN20070318_005318_000000392056_00274_26380_1441.N1	18-MAR-2007 00:53:18	Bright	38.500	144	18Del Cyg	2.8600	11000.	77	26380	No
12	GOM_NL__2PRFIN20070318_005447_000000372056_00274_26380_1442.N1	18-MAR-2007 00:54:47	Bright	36.500	66	37Gam Cyg	2.2080	5900.0	73	26380	No
13	GOM_NL__2PRFIN20070318_010458_000000512056_00274_26380_1443.N1	18-MAR-2007 01:04:58	Twilight_and_stray	51.000	11	53Alp Aql	0.76500	8000.0	102	26380	No
14	GOM_NL__2PRFIN20070318_011720_000000472056_00274_26380_1444.N1	18-MAR-2007 01:17:20	Dark	46.500	57	34Sig Sgr	2.0660	26000.	93	26380	No
15	GOM_NL__2PRFIN20070318_011848_000000512056_00274_26380_1445.N1	18-MAR-2007 01:18:48	Dark	51.000	137	22Lam Sgr	2.8240	4400.0	102	26380	No
16	GOM_NL__2PRFIN20070318_012049_000000502056_00274_26380_1446.N1	18-MAR-2007 01:20:49	Dark	49.500	38	20Eps Sgr	1.8360	11000.	99	26380	No
17	GOM_NL__2PRFIN20070318_012644_000000452056_00275_26381_1439.N1	18-MAR-2007 01:26:44	Dark	45.000	141	Bet Ara	2.8400	4600.0	90	26381	No
18	GOM_NL__2PRFIN20070318_013313_000000532056_00275_26381_1440.N1	18-MAR-2007 01:33:13	Dark	53.000	131	Gam Lup	2.8000	26000.	106	26381	No
19	GOM_NL__2PRFIN20070318_013510_000000472056_00275_26381_1441.N1	18-MAR-2007 01:35:10	Dark	46.500	78	Alp Lup	2.3040	28000.	93	26381	No
20	GOM_NL__2PRFIN20070318_013638_000000542056_00275_26381_1442.N1	18-MAR-2007 01:36:38	Dark	54.000	81	Eta Cen	2.3560	28000.	108	26381	No
21	GOM_NL__2PRFIN20070318_013944_000000582056_00275_26381_1443.N1	18-MAR-2007 01:39:44	Straylight	58.000	54	5The Cen	2.0550	4500.0	116	26381	No
22	GOM_NL__2PRFIN20070318_014129_000000492056_00275_26381_1444.N1	18-MAR-2007 01:41:29	Straylight	49.000	123	Iot Cen	2.7500	10200.	98	26381	No
23	GOM_NL__2PRFIN20070318_014711_000000522056_00275_26381_1445.N1	18-MAR-2007 01:47:11	Straylight	52.000	106	9Bet Crv	2.6480	5600.0	104	26381	No
24	GOM_NL__2PRFIN20070318_014928_000000482056_00275_26381_1446.N1	18-MAR-2007 01:49:28	Twilight_and_stray	47.500	100	4Gam Crv	2.5800	13100.	95	26381	No
25	GOM_NL__2PRFIN20070318_020027_000000442056_00275_26381_1447.N1	18-MAR-2007 02:00:27	Bright	44.000	62	94Bet Leo	2.1360	9700.0	88	26381	No
26	GOM_NL__2PRFIN20070318_020842_000000392056_00275_26381_1448.N1	18-MAR-2007 02:08:42	Bright	38.500	174	52Psi UMa	3.0040	4400.0	77	26381	No
27	GOM_NL__2PRFIN20070318_021154_000000372056_00275_26381_1449.N1	18-MAR-2007 02:11:54	Bright	36.500	82	48Bet UMa	2.3650	10600.	73	26381	No
28	GOM_NL__2PRFIN20070318_021324_000000352056_00275_26381_1450.N1	18-MAR-2007 02:13:24	Bright	35.000	36	50Alp UMa	1.8000	6300.0	70	26381	No
29	GOM_NL__2PRFIN20070318_021450_000000442056_00275_26381_1451.N1	18-MAR-2007 02:14:50	Bright	43.500	32	77Eps UMa	1.7630	11000.	87	26381	No
30	GOM_NL__2PRFIN20070318_022026_000000382056_00275_26381_1452.N1	18-MAR-2007 02:20:26	Bright	37.500	60	7Bet UMi	2.0810	3950.0	75	26381	No
31	GOM_NL__2PRFIN20070318_040500_000000332056_00276_26382_1454.N1	18-MAR-2007 04:05:00	Twilight_and_stray	33.000	119	14Eta Dra	2.7270	4700.0	66	26382	No
32	GOM_NL__2PRFIN20070318_041430_000000392056_00276_26382_1455.N1	18-MAR-2007 04:14:30	Bright	38.500	144	18Del Cyg	2.8600	11000.	77	26382	No
33	GOM_NL__2PRFIN20070318_041559_000000362056_00276_26382_1456.N1	18-MAR-2007 04:15:59	Bright	35.500	66	37Gam Cyg	2.2080	5900.0	71	26382	No
34	GOM_NL__2PRFIN20070318_042611_000000522056_00276_26382_1457.N1	18-MAR-2007 04:26:11	Twilight_and_stray	51.500	11	53Alp Aql	0.76500	8000.0	103	26382	No
35	GOM_NL__2PRFIN20070318_043630_000000472056_00276_26382_1458.N1	18-MAR-2007 04:36:30	Dark	46.500	155	41Pi Sgr	2.9000	6600.0	93	26382	No
36	GOM_NL__2PRFIN20070318_043834_000000472056_00276_26382_1459.N1	18-MAR-2007 04:38:34	Dark	47.000	57	34Sig Sgr	2.0660	26000.	94	26382	No
37	GOM_NL__2PRFIN20070318_044002_000000542056_00276_26382_1460.N1	18-MAR-2007 04:40:02	Dark	53.500	137	22Lam Sgr	2.8240	4400.0	107	26382	No
38	GOM_NL__2PRFIN20070318_044203_000000462056_00276_26382_1461.N1	18-MAR-2007 04:42:03	Dark	45.500	38	20Eps Sgr	1.8360	11000.	91	26382	No
39	GOM_NL__2PRFIN20070318_044757_000000412056_00277_26383_1486.N1	18-MAR-2007 04:47:57	Dark	41.000	141	Bet Ara	2.8400	4600.0	82	26383	No
40	GOM_NL__2PRFIN20070318_045428_000000542056_00277_26383_1487.N1	18-MAR-2007 04:54:28	Dark	53.500	131	Gam Lup	2.8000	26000.	107	26383	No
41	GOM_NL__2PRFIN20070318_045623_000000472056_00277_26383_1488.N1	18-MAR-2007 04:56:23	Dark	46.500	78	Alp Lup	2.3040	28000.	93	26383	No
42	GOM_NL__2PRFIN20070318_045752_000000522056_00277_26383_1489.N1	18-MAR-2007 04:57:52	Dark	51.500	81	Eta Cen	2.3560	28000.	103	26383	No

43	GOM_NL__2PRFIN20070318_050057_000000612056_00277_26383_1490.N1	18-MAR-2007 05:00:57	Straylight	60.500	54	5The Cen	2.0550	4500.0	121	26383	No
44	GOM_NL__2PRFIN20070318_050242_000000482056_00277_26383_1491.N1	18-MAR-2007 05:02:42	Straylight	47.500	123	lot Cen	2.7500	10200.	95	26383	No
45	GOM_NL__2PRFIN20070318_050823_000000552056_00277_26383_1492.N1	18-MAR-2007 05:08:23	Straylight	54.500	106	9Bet Crv	2.6480	5600.0	109	26383	No
46	GOM_NL__2PRFIN20070318_051040_000000512056_00277_26383_1493.N1	18-MAR-2007 05:10:40	Tw_i_and_stray	50.500	100	4Gam Crv	2.5800	13100.	101	26383	No
47	GOM_NL__2PRFIN20070318_052138_000000442056_00277_26383_1494.N1	18-MAR-2007 05:21:38	Bright	44.000	62	94Bet Leo	2.1360	9700.0	88	26383	No
48	GOM_NL__2PRFIN20070318_052953_000000392056_00277_26383_1495.N1	18-MAR-2007 05:29:53	Bright	39.000	174	52Psi UMa	3.0040	4400.0	78	26383	No
49	GOM_NL__2PRFIN20070318_053306_000000362056_00277_26383_1496.N1	18-MAR-2007 05:33:06	Bright	36.000	82	48Bet UMa	2.3650	10600.	72	26383	No
50	GOM_NL__2PRFIN20070318_053436_000000362056_00277_26383_1497.N1	18-MAR-2007 05:34:36	Bright	35.500	36	50Alp UMa	1.8000	6300.0	71	26383	No
51	GOM_NL__2PRFIN20070318_053601_000000662056_00277_26383_1498.N1	18-MAR-2007 05:36:01	Bright	66.000	32	77Eps UMa	1.7630	11000.	132	26383	No
52	GOM_NL__2PRFIN20070318_054137_000000402056_00277_26383_1499.N1	18-MAR-2007 05:41:37	Bright	40.000	60	7Bet UMi	2.0810	3950.0	80	26383	No
53	GOM_NL__2PRFIN20070318_054536_000000332056_00277_26383_1500.N1	18-MAR-2007 05:45:36	Tw_i_and_stray	33.000	119	14Eta Dra	2.7270	4700.0	66	26383	No
54	GOM_NL__2PRFIN20070318_055506_000000392056_00277_26383_1501.N1	18-MAR-2007 05:55:06	Bright	39.000	144	18Del Cyg	2.8600	11000.	78	26383	No
55	GOM_NL__2PRFIN20070318_055635_000000382056_00277_26383_1502.N1	18-MAR-2007 05:56:35	Bright	37.500	66	37Gam Cyg	2.2080	5900.0	75	26383	No
56	GOM_NL__2PRFIN20070318_060647_000000492056_00277_26383_1503.N1	18-MAR-2007 06:06:47	Tw_i_and_stray	49.000	11	53Alp Aql	0.76500	8000.0	98	26383	No
57	GOM_NL__2PRFIN20070318_061707_000000492056_00277_26383_1504.N1	18-MAR-2007 06:17:07	Dark	48.500	155	41Pi Sgr	2.9000	6600.0	97	26383	No
58	GOM_NL__2PRFIN20070318_061910_000000462056_00277_26383_1505.N1	18-MAR-2007 06:19:10	Dark	45.500	57	34Sig Sgr	2.0660	26000.	91	26383	No
59	GOM_NL__2PRFIN20070318_062039_000000512056_00277_26383_1506.N1	18-MAR-2007 06:20:39	Dark	51.000	137	22Lam Sgr	2.8240	4400.0	102	26383	No
60	GOM_NL__2PRFIN20070318_062240_000000472056_00277_26383_1507.N1	18-MAR-2007 06:22:40	Dark	46.500	38	20Eps Sgr	1.8360	11000.	93	26383	No
61	GOM_NL__2PRFIN20070318_080911_000000422056_00279_26385_1505.N1	18-MAR-2007 08:09:11	Dark	42.000	141	Bet Ara	2.8400	4600.0	84	26385	No
62	GOM_NL__2PRFIN20070318_081542_000000552056_00279_26385_1506.N1	18-MAR-2007 08:15:42	Dark	54.500	131	Gam Lup	2.8000	26000.	109	26385	No
63	GOM_NL__2PRFIN20070318_081737_000000482056_00279_26385_1507.N1	18-MAR-2007 08:17:37	Dark	48.000	78	Alp Lup	2.3040	28000.	96	26385	No
64	GOM_NL__2PRFIN20070318_081905_000000502056_00279_26385_1508.N1	18-MAR-2007 08:19:05	Dark	49.500	81	Eta Cen	2.3560	28000.	99	26385	No
65	GOM_NL__2PRFIN20070318_082211_000000592056_00279_26385_1509.N1	18-MAR-2007 08:22:11	Straylight	58.500	54	5The Cen	2.0550	4500.0	117	26385	No
66	GOM_NL__2PRFIN20070318_082356_000000512056_00279_26385_1510.N1	18-MAR-2007 08:23:56	Straylight	50.500	123	lot Cen	2.7500	10200.	101	26385	No
67	GOM_NL__2PRFIN20070318_082936_000000502056_00279_26385_1511.N1	18-MAR-2007 08:29:36	Straylight	50.000	106	9Bet Crv	2.6480	5600.0	100	26385	No
68	GOM_NL__2PRFIN20070318_083152_000000472056_00279_26385_1512.N1	18-MAR-2007 08:31:52	Tw_i_and_stray	46.500	100	4Gam Crv	2.5800	13100.	93	26385	No
69	GOM_NL__2PRFIN20070318_084249_000000442056_00279_26385_1513.N1	18-MAR-2007 08:42:49	Bright	44.000	62	94Bet Leo	2.1360	9700.0	88	26385	No
70	GOM_NL__2PRFIN20070318_085104_000000412056_00279_26385_1514.N1	18-MAR-2007 08:51:04	Bright	40.500	174	52Psi UMa	3.0040	4400.0	81	26385	No
71	GOM_NL__2PRFIN20070318_085417_000000382056_00279_26385_1515.N1	18-MAR-2007 08:54:17	Bright	38.000	82	48Bet UMa	2.3650	10600.	76	26385	No
72	GOM_NL__2PRFIN20070318_085547_000000382056_00279_26385_1516.N1	18-MAR-2007 08:55:47	Bright	37.500	36	50Alp UMa	1.8000	6300.0	75	26385	No
73	GOM_NL__2PRFIN20070318_085711_000000442056_00279_26385_1517.N1	18-MAR-2007 08:57:11	Bright	43.500	32	77Eps UMa	1.7630	11000.	87	26385	No
74	GOM_NL__2PRFIN20070318_090248_000000412056_00279_26385_1518.N1	18-MAR-2007 09:02:48	Bright	41.000	60	7Bet UMi	2.0810	3950.0	82	26385	No
75	GOM_NL__2PRFIN20070318_090646_000000322056_00279_26385_1519.N1	18-MAR-2007 09:06:46	Tw_i_and_stray	32.000	119	14Eta Dra	2.7270	4700.0	64	26385	No
76	GOM_NL__2PRFIN20070318_091618_000000402056_00279_26385_1520.N1	18-MAR-2007 09:16:18	Bright	39.500	144	18Del Cyg	2.8600	11000.	79	26385	No
77	GOM_NL__2PRFIN20070318_091747_000000392056_00279_26385_1521.N1	18-MAR-2007 09:17:47	Bright	38.500	66	37Gam Cyg	2.2080	5900.0	77	26385	No
78	GOM_NL__2PRFIN20070318_092800_000000532056_00279_26385_1522.N1	18-MAR-2007 09:28:00	Tw_i_and_stray	52.500	11	53Alp Aql	0.76500	8000.0	105	26385	No
79	GOM_NL__2PRFIN20070318_093820_000000482056_00279_26385_1523.N1	18-MAR-2007 09:38:20	Dark	47.500	155	41Pi Sgr	2.9000	6600.0	95	26385	No
80	GOM_NL__2PRFIN20070318_094024_000000472056_00279_26385_1524.N1	18-MAR-2007 09:40:24	Dark	46.500	57	34Sig Sgr	2.0660	26000.	93	26385	No
81	GOM_NL__2PRFIN20070318_094153_000000532056_00279_26385_1525.N1	18-MAR-2007 09:41:53	Dark	53.000	137	22Lam Sgr	2.8240	4400.0	106	26385	No
82	GOM_NL__2PRFIN20070318_094354_000000482056_00279_26385_1526.N1	18-MAR-2007 09:43:54	Dark	48.000	38	20Eps Sgr	1.8360	11000.	96	26385	No
83	GOM_NL__2PRFIN20070318_094947_000000422056_00280_26386_1521.N1	18-MAR-2007 09:49:47	Dark	41.500	141	Bet Ara	2.8400	4600.0	83	26386	No
84	GOM_NL__2PRFIN20070318_095619_000000532056_00280_26386_1522.N1	18-MAR-2007 09:56:19	Dark	52.500	131	Gam Lup	2.8000	26000.	105	26386	No
85	GOM_NL__2PRFIN20070318_095813_000000462056_00280_26386_1523.N1	18-MAR-2007 09:58:13	Dark	46.000	78	Alp Lup	2.3040	28000.	92	26386	No
86	GOM_NL__2PRFIN20070318_095942_000000502056_00280_26386_1524.N1	18-MAR-2007 09:59:42	Dark	49.500	81	Eta Cen	2.3560	28000.	99	26386	No
87	GOM_NL__2PRFIN20070318_100248_000000592056_00280_26386_1525.N1	18-MAR-2007 10:02:48	Straylight	58.500	54	5The Cen	2.0550	4500.0	117	26386	No
88	GOM_NL__2PRFIN20070318_100432_000000492056_00280_26386_1526.N1	18-MAR-2007 10:04:32	Straylight	48.500	123	lot Cen	2.7500	10200.	97	26386	No
89	GOM_NL__2PRFIN20070318_101012_000000532056_00280_26386_1527.N1	18-MAR-2007 10:10:12	Straylight	52.500	106	9Bet Crv	2.6480	5600.0	105	26386	No
90	GOM_NL__2PRFIN20070318_101228_000000462056_00280_26386_1528.N1	18-MAR-2007 10:12:28	Tw_i_and_stray	45.500	100	4Gam Crv	2.5800	13100.	91	26386	No
91	GOM_NL__2PRFIN20070318_102325_000000462056_00280_26386_1529.N1	18-MAR-2007 10:23:25	Bright	45.500	62	94Bet Leo	2.1360	9700.0	91	26386	No
92	GOM_NL__2PRFIN20070318_103140_000000392056_00280_26386_1530.N1	18-MAR-2007 10:31:40	Bright	38.500	174	52Psi UMa	3.0040	4400.0	77	26386	No
93	GOM_NL__2PRFIN20070318_103453_000000382056_00280_26386_1531.N1	18-MAR-2007 10:34:53	Bright	37.500	82	48Bet UMa	2.3650	10600.	75	26386	No
94	GOM_NL__2PRFIN20070318_103623_000000402056_00280_26386_1532.N1	18-MAR-2007 10:36:23	Bright	39.500	36	50Alp UMa	1.8000	6300.0	79	26386	No
95	GOM_NL__2PRFIN20070318_103747_000000452056_00280_26386_1533.N1	18-MAR-2007 10:37:47	Bright	44.500	32	77Eps UMa	1.7630	11000.	89	26386	No
96	GOM_NL__2PRFIN20070318_104324_000000402056_00280_26386_1534.N1	18-MAR-2007 10:43:24	Bright	40.000	60	7Bet UMi	2.0810	3950.0	80	26386	No
97	GOM_NL__2PRFIN20070318_104721_000000312056_00280_26386_1535.N1	18-MAR-2007 10:47:21	Tw_i_and_stray	31.000	119	14Eta Dra	2.7270	4700.0	62	26386	No
98	GOM_NL__2PRFIN20070318_105653_000000392056_00280_26386_1536.N1	18-MAR-2007 10:56:53	Bright	39.000	144	18Del Cyg	2.8600	11000.	78	26386	No
99	GOM_NL__2PRFIN20070318_105823_000000392056_00280_26386_1537.N1	18-MAR-2007 10:58:23	Bright	38.500	66	37Gam Cyg	2.2080	5900.0	77	26386	No
100	GOM_NL__2PRFIN20070318_110836_000000502056_00280_26386_1538.N1	18-MAR-2007 11:08:36	Tw_i_and_stray	50.000	11	53Alp Aql	0.76500	8000.0	100	26386	No
101	GOM_NL__2PRFIN20070318_111857_000000462056_00280_26386_1539.N1	18-MAR-2007 11:18:57	Dark	45.500	155	41Pi Sgr	2.9000	6600.0	91	26386	No

102	GOM_NL__2PRFIN20070318_112101_000000462056_00280_26386_1540.N1	18-MAR-2007 11:21:01	Dark	46.000	57	34Sig Sgr	2.0660	26000.	92	26386	No
103	GOM_NL__2PRFIN20070318_112230_000000502056_00280_26386_1541.N1	18-MAR-2007 11:22:30	Dark	50.000	137	22Lam Sgr	2.8240	4400.0	100	26386	No
104	GOM_NL__2PRFIN20070318_112431_000000552056_00280_26386_1542.N1	18-MAR-2007 11:24:31	Dark	54.500	38	20Eps Sgr	1.8360	11000.	109	26386	No
105	GOM_NL__2PRFIN20070318_113024_000000412056_00281_26387_1534.N1	18-MAR-2007 11:30:24	Dark	40.500	141	Bet Ara	2.8400	4600.0	81	26387	No
106	GOM_NL__2PRFIN20070318_113656_000000532056_00281_26387_1535.N1	18-MAR-2007 11:36:56	Dark	52.500	131	Gam Lup	2.8000	26000.	105	26387	No
107	GOM_NL__2PRFIN20070318_113850_000000482056_00281_26387_1536.N1	18-MAR-2007 11:38:50	Dark	48.000	78	Alp Lup	2.3040	28000.	96	26387	No
108	GOM_NL__2PRFIN20070318_114019_000000502056_00281_26387_1537.N1	18-MAR-2007 11:40:19	Straylight	49.500	81	Eta Cen	2.3560	28000.	99	26387	No
109	GOM_NL__2PRFIN20070318_114324_000000602056_00281_26387_1538.N1	18-MAR-2007 11:43:24	Straylight	60.000	54	5The Cen	2.0550	4500.0	120	26387	No
110	GOM_NL__2PRFIN20070318_114508_000000482056_00281_26387_1539.N1	18-MAR-2007 11:45:08	Straylight	47.500	123	lot Cen	2.7500	10200.	95	26387	No
111	GOM_NL__2PRFIN20070318_115048_000000512056_00281_26387_1540.N1	18-MAR-2007 11:50:48	Straylight	51.000	106	9Bet Crv	2.6480	5600.0	102	26387	No
112	GOM_NL__2PRFIN20070318_115304_000000502056_00281_26387_1541.N1	18-MAR-2007 11:53:04	Tw_i_and_stray	50.000	100	4Gam Crv	2.5800	13100.	100	26387	No
113	GOM_NL__2PRFIN20070318_120400_000000452056_00281_26387_1542.N1	18-MAR-2007 12:04:00	Bright	45.000	62	94Bet Leo	2.1360	9700.0	90	26387	No
114	GOM_NL__2PRFIN20070318_121216_000000392056_00281_26387_1543.N1	18-MAR-2007 12:12:16	Bright	38.500	174	52Psi UMa	3.0040	4400.0	77	26387	No
115	GOM_NL__2PRFIN20070318_121528_000000382056_00281_26387_1544.N1	18-MAR-2007 12:15:28	Bright	38.000	82	48Bet UMa	2.3650	10600.	76	26387	No
116	GOM_NL__2PRFIN20070318_121658_000000392056_00281_26387_1545.N1	18-MAR-2007 12:16:58	Bright	38.500	36	50Alp UMa	1.8000	6300.0	77	26387	No
117	GOM_NL__2PRFIN20070318_121822_000000432056_00281_26387_1546.N1	18-MAR-2007 12:18:22	Bright	42.500	32	77Eps UMa	1.7630	11000.	85	26387	No
118	GOM_NL__2PRFIN20070318_122359_000000412056_00281_26387_1547.N1	18-MAR-2007 12:23:59	Bright	40.500	60	7Bet UMi	2.0810	3950.0	81	26387	No
119	GOM_NL__2PRFIN20070318_122756_000000312056_00281_26387_1548.N1	18-MAR-2007 12:27:56	Tw_i_and_stray	31.000	119	14Eta Dra	2.7270	4700.0	62	26387	No
120	GOM_NL__2PRFIN20070318_123729_000000402056_00281_26387_1549.N1	18-MAR-2007 12:37:29	Bright	39.500	144	18Del Cyg	2.8600	11000.	79	26387	No
121	GOM_NL__2PRFIN20070318_123859_000000382056_00281_26387_1550.N1	18-MAR-2007 12:38:59	Bright	38.000	66	37Gam Cyg	2.2080	5900.0	76	26387	No
122	GOM_NL__2PRFIN20070318_124913_000000502056_00281_26387_1551.N1	18-MAR-2007 12:49:13	Tw_i_and_stray	50.000	11	53Alp Aql	0.76500	8000.0	100	26387	No
123	GOM_NL__2PRFIN20070318_125934_000000492056_00281_26387_1552.N1	18-MAR-2007 12:59:34	Dark	49.000	155	41Pi Sgr	2.9000	6600.0	98	26387	No
124	GOM_NL__2PRFIN20070318_130138_000000462056_00281_26387_1553.N1	18-MAR-2007 13:01:38	Dark	46.000	57	34Sig Sgr	2.0660	26000.	92	26387	No
125	GOM_NL__2PRFIN20070318_130307_000000522056_00281_26387_1554.N1	18-MAR-2007 13:03:07	Dark	51.500	137	22Lam Sgr	2.8240	4400.0	103	26387	No
126	GOM_NL__2PRFIN20070318_130508_000000472056_00281_26387_1555.N1	18-MAR-2007 13:05:08	Dark	46.500	38	20Eps Sgr	1.8360	11000.	93	26387	No
127	GOM_NL__2PRFIN20070318_131100_000000432056_00282_26388_1567.N1	18-MAR-2007 13:11:00	Dark	43.000	141	Bet Ara	2.8400	4600.0	86	26388	No
128	GOM_NL__2PRFIN20070318_131733_000000532056_00282_26388_1568.N1	18-MAR-2007 13:17:33	Dark	52.500	131	Gam Lup	2.8000	26000.	105	26388	No
129	GOM_NL__2PRFIN20070318_131927_000000482056_00282_26388_1569.N1	18-MAR-2007 13:19:27	Dark	48.000	78	Alp Lup	2.3040	28000.	96	26388	No
130	GOM_NL__2PRFIN20070318_132055_000000512056_00282_26388_1570.N1	18-MAR-2007 13:20:55	Straylight	50.500	81	Eta Cen	2.3560	28000.	101	26388	No
131	GOM_NL__2PRFIN20070318_132401_000000622056_00282_26388_1571.N1	18-MAR-2007 13:24:01	Straylight	61.500	54	5The Cen	2.0550	4500.0	123	26388	No
132	GOM_NL__2PRFIN20070318_132545_000000472056_00282_26388_1572.N1	18-MAR-2007 13:25:45	Straylight	47.000	123	lot Cen	2.7500	10200.	94	26388	No
133	GOM_NL__2PRFIN20070318_133124_000000522056_00282_26388_1573.N1	18-MAR-2007 13:31:24	Straylight	51.500	106	9Bet Crv	2.6480	5600.0	103	26388	No
134	GOM_NL__2PRFIN20070318_133340_000000502056_00282_26388_1574.N1	18-MAR-2007 13:33:40	Tw_i_and_stray	49.500	100	4Gam Crv	2.5800	13100.	99	26388	No
135	GOM_NL__2PRFIN20070318_134436_000000462056_00282_26388_1575.N1	18-MAR-2007 13:44:36	Bright	45.500	62	94Bet Leo	2.1360	9700.0	91	26388	No
136	GOM_NL__2PRFIN20070318_135251_000000382056_00282_26388_1576.N1	18-MAR-2007 13:52:51	Bright	37.500	174	52Psi UMa	3.0040	4400.0	75	26388	No
137	GOM_NL__2PRFIN20070318_135604_000000372056_00282_26388_1577.N1	18-MAR-2007 13:56:04	Bright	37.000	82	48Bet UMa	2.3650	10600.	74	26388	No
138	GOM_NL__2PRFIN20070318_135734_000000352056_00282_26388_1578.N1	18-MAR-2007 13:57:34	Bright	35.000	36	50Alp UMa	1.8000	6300.0	70	26388	No
139	GOM_NL__2PRFIN20070318_135857_000000432056_00282_26388_1579.N1	18-MAR-2007 13:58:57	Bright	43.000	32	77Eps UMa	1.7630	11000.	86	26388	No
140	GOM_NL__2PRFIN20070318_140435_000000392056_00282_26388_1580.N1	18-MAR-2007 14:04:35	Bright	39.000	60	7Bet UMi	2.0810	3950.0	78	26388	No
141	GOM_NL__2PRFIN20070318_140832_000000302056_00282_26388_1581.N1	18-MAR-2007 14:08:32	Tw_i_and_stray	30.000	119	14Eta Dra	2.7270	4700.0	60	26388	No
142	GOM_NL__2PRFIN20070318_141805_000000392056_00282_26388_1582.N1	18-MAR-2007 14:18:05	Bright	39.000	144	18Del Cyg	2.8600	11000.	78	26388	No
143	GOM_NL__2PRFIN20070318_141935_000000392056_00282_26388_1583.N1	18-MAR-2007 14:19:35	Bright	38.500	66	37Gam Cyg	2.2080	5900.0	77	26388	No
144	GOM_NL__2PRFIN20070318_142949_000000512056_00282_26388_1584.N1	18-MAR-2007 14:29:49	Tw_i_and_stray	50.500	11	53Alp Aql	0.76500	8000.0	101	26388	No
145	GOM_NL__2PRFIN20070318_144010_000000472056_00282_26388_1585.N1	18-MAR-2007 14:40:10	Dark	47.000	155	41Pi Sgr	2.9000	6600.0	94	26388	No
146	GOM_NL__2PRFIN20070318_144214_000000472056_00282_26388_1586.N1	18-MAR-2007 14:42:14	Dark	46.500	57	34Sig Sgr	2.0660	26000.	93	26388	No
147	GOM_NL__2PRFIN20070318_144344_000000522056_00282_26388_1587.N1	18-MAR-2007 14:43:44	Dark	52.000	137	22Lam Sgr	2.8240	4400.0	104	26388	No
148	GOM_NL__2PRFIN20070318_144545_000000482056_00282_26388_1588.N1	18-MAR-2007 14:45:45	Dark	47.500	38	20Eps Sgr	1.8360	11000.	95	26388	No
149	GOM_NL__2PRFIN20070318_145137_000000442056_00283_26389_1580.N1	18-MAR-2007 14:51:37	Dark	44.000	141	Bet Ara	2.8400	4600.0	88	26389	No
150	GOM_NL__2PRFIN20070318_145810_000000542056_00283_26389_1581.N1	18-MAR-2007 14:58:10	Dark	53.500	131	Gam Lup	2.8000	26000.	107	26389	No
151	GOM_NL__2PRFIN20070318_150004_000000462056_00283_26389_1582.N1	18-MAR-2007 15:00:04	Dark	46.000	78	Alp Lup	2.3040	28000.	92	26389	No
152	GOM_NL__2PRFIN20070318_150132_000000492056_00283_26389_1583.N1	18-MAR-2007 15:01:32	Straylight	49.000	81	Eta Cen	2.3560	28000.	98	26389	No
153	GOM_NL__2PRFIN20070318_150438_000000622056_00283_26389_1584.N1	18-MAR-2007 15:04:38	Straylight	61.500	54	5The Cen	2.0550	4500.0	123	26389	No
154	GOM_NL__2PRFIN20070318_150621_000000452056_00283_26389_1585.N1	18-MAR-2007 15:06:21	Straylight	45.000	123	lot Cen	2.7500	10200.	90	26389	No
155	GOM_NL__2PRFIN20070318_151200_000000522056_00283_26389_1586.N1	18-MAR-2007 15:12:00	Straylight	52.000	106	9Bet Crv	2.6480	5600.0	104	26389	No
156	GOM_NL__2PRFIN20070318_151416_000000492056_00283_26389_1587.N1	18-MAR-2007 15:14:16	Tw_i_and_stray	48.500	100	4Gam Crv	2.5800	13100.	97	26389	No
157	GOM_NL__2PRFIN20070318_152512_000000452056_00283_26389_1588.N1	18-MAR-2007 15:25:12	Bright	45.000	62	94Bet Leo	2.1360	9700.0	90	26389	No
158	GOM_NL__2PRFIN20070318_153327_000000392056_00283_26389_1589.N1	18-MAR-2007 15:33:27	Bright	38.500	174	52Psi UMa	3.0040	4400.0	77	26389	No
159	GOM_NL__2PRFIN20070318_153640_000000392056_00283_26389_1590.N1	18-MAR-2007 15:36:40	Bright	38.500	82	48Bet UMa	2.3650	10600.	77	26389	No
160	GOM_NL__2PRFIN20070318_153810_000000412056_00283_26389_1591.N1	18-MAR-2007 15:38:10	Bright	41.000	36	50Alp UMa	1.8000	6300.0	82	26389	No

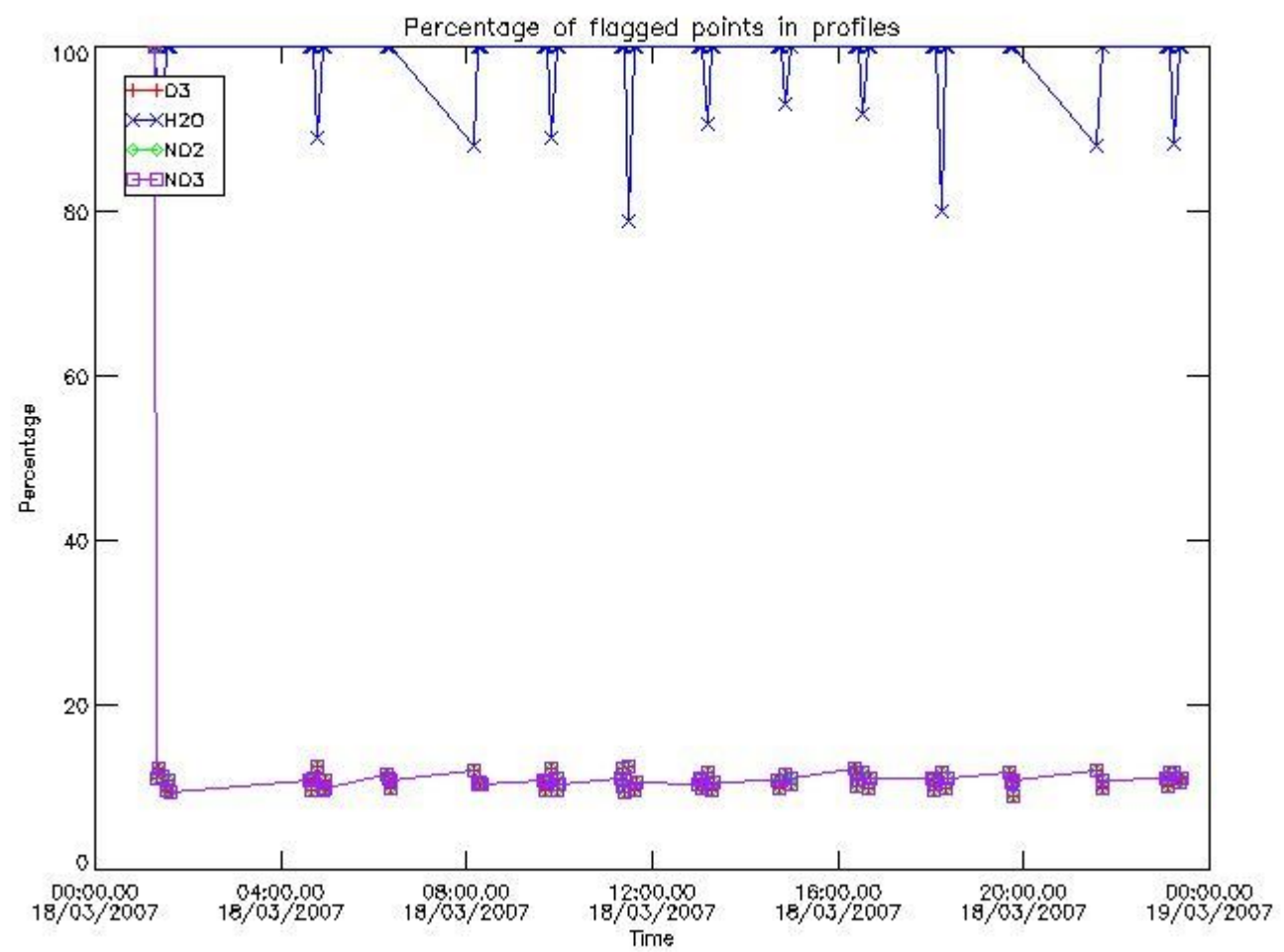
161	GOM_NL__2PRFIN20070318_153932_000000662056_00283_26389_1592.N1	18-MAR-2007 15:39:32	Bright	66.000	32	77Eps UMa	1.7630	11000.	132	26389	No
162	GOM_NL__2PRFIN20070318_154510_000000402056_00283_26389_1593.N1	18-MAR-2007 15:45:10	Bright	40.000	60	7Bet UMi	2.0810	3950.0	80	26389	No
163	GOM_NL__2PRFIN20070318_154907_000000302056_00283_26389_1594.N1	18-MAR-2007 15:49:07	Tw_i_and_stray	30.000	119	14Eta Dra	2.7270	4700.0	60	26389	No
164	GOM_NL__2PRFIN20070318_155841_000000392056_00283_26389_1595.N1	18-MAR-2007 15:58:41	Bright	39.000	144	18Del Cyg	2.8600	11000.	78	26389	No
165	GOM_NL__2PRFIN20070318_160011_000000382056_00283_26389_1596.N1	18-MAR-2007 16:00:11	Bright	37.500	66	37Gam Cyg	2.2080	5900.0	75	26389	No
166	GOM_NL__2PRFIN20070318_161025_000000522056_00283_26389_1597.N1	18-MAR-2007 16:10:25	Tw_i_and_stray	51.500	11	53Alp Aql	0.76500	8000.0	103	26389	No
167	GOM_NL__2PRFIN20070318_162047_000000462056_00283_26389_1598.N1	18-MAR-2007 16:20:47	Dark	46.000	155	41Pi Sgr	2.9000	6600.0	92	26389	No
168	GOM_NL__2PRFIN20070318_162251_000000472056_00283_26389_1599.N1	18-MAR-2007 16:22:51	Dark	47.000	57	34Sig Sgr	2.0660	26000.	94	26389	No
169	GOM_NL__2PRFIN20070318_162421_000000512056_00283_26389_1600.N1	18-MAR-2007 16:24:21	Dark	50.500	137	22Lam Sgr	2.8240	4400.0	101	26389	No
170	GOM_NL__2PRFIN20070318_162622_000000472056_00283_26389_1601.N1	18-MAR-2007 16:26:22	Dark	47.000	38	20Eps Sgr	1.8360	11000.	94	26389	No
171	GOM_NL__2PRFIN20070318_163214_000000432056_00284_26390_1596.N1	18-MAR-2007 16:32:14	Dark	43.000	141	Bet Ara	2.8400	4600.0	86	26390	No
172	GOM_NL__2PRFIN20070318_163847_000000522056_00284_26390_1597.N1	18-MAR-2007 16:38:47	Dark	52.000	131	Gam Lup	2.8000	26000.	104	26390	No
173	GOM_NL__2PRFIN20070318_164040_000000462056_00284_26390_1598.N1	18-MAR-2007 16:40:40	Dark	45.500	78	Alp Lup	2.3040	28000.	91	26390	No
174	GOM_NL__2PRFIN20070318_164209_000000492056_00284_26390_1599.N1	18-MAR-2007 16:42:09	Straylight	49.000	81	Eta Cen	2.3560	28000.	98	26390	No
175	GOM_NL__2PRFIN20070318_164514_000000612056_00284_26390_1600.N1	18-MAR-2007 16:45:14	Straylight	61.000	54	5The Cen	2.0550	4500.0	122	26390	No
176	GOM_NL__2PRFIN20070318_164658_000000492056_00284_26390_1601.N1	18-MAR-2007 16:46:58	Straylight	49.000	123	lot Cen	2.7500	10200.	98	26390	No
177	GOM_NL__2PRFIN20070318_165237_000000522056_00284_26390_1602.N1	18-MAR-2007 16:52:37	Straylight	51.500	106	9Bet Crv	2.6480	5600.0	103	26390	No
178	GOM_NL__2PRFIN20070318_165452_000000492056_00284_26390_1603.N1	18-MAR-2007 16:54:52	Tw_i_and_stray	48.500	100	4Gam Crv	2.5800	13100.	97	26390	No
179	GOM_NL__2PRFIN20070318_170547_000000452056_00284_26390_1604.N1	18-MAR-2007 17:05:47	Bright	45.000	62	94Bet Leo	2.1360	9700.0	90	26390	No
180	GOM_NL__2PRFIN20070318_171402_000000392056_00284_26390_1605.N1	18-MAR-2007 17:14:02	Bright	39.000	174	52Psi UMa	3.0040	4400.0	78	26390	No
181	GOM_NL__2PRFIN20070318_171715_000000382056_00284_26390_1606.N1	18-MAR-2007 17:17:15	Bright	37.500	82	48Bet UMa	2.3650	10600.	75	26390	No
182	GOM_NL__2PRFIN20070318_171846_000000372056_00284_26390_1607.N1	18-MAR-2007 17:18:46	Bright	37.000	36	50Alp UMa	1.8000	6300.0	74	26390	No
183	GOM_NL__2PRFIN20070318_172008_000000462056_00284_26390_1608.N1	18-MAR-2007 17:20:08	Bright	45.500	32	77Eps UMa	1.7630	11000.	91	26390	No
184	GOM_NL__2PRFIN20070318_172546_000000422056_00284_26390_1609.N1	18-MAR-2007 17:25:46	Bright	42.000	60	7Bet UMi	2.0810	3950.0	84	26390	No
185	GOM_NL__2PRFIN20070318_172943_000000292056_00284_26390_1610.N1	18-MAR-2007 17:29:43	Tw_i_and_stray	29.000	119	14Eta Dra	2.7270	4700.0	58	26390	No
186	GOM_NL__2PRFIN20070318_173917_000000402056_00284_26390_1611.N1	18-MAR-2007 17:39:17	Bright	40.000	144	18Del Cyg	2.8600	11000.	80	26390	No
187	GOM_NL__2PRFIN20070318_174047_000000372056_00284_26390_1612.N1	18-MAR-2007 17:40:47	Bright	36.500	66	37Gam Cyg	2.2080	5900.0	73	26390	No
188	GOM_NL__2PRFIN20070318_175102_000000502056_00284_26390_1613.N1	18-MAR-2007 17:51:02	Tw_i_and_stray	50.000	11	53Alp Aql	0.76500	8000.0	100	26390	No
189	GOM_NL__2PRFIN20070318_180124_000000462056_00284_26390_1614.N1	18-MAR-2007 18:01:24	Dark	46.000	155	41Pi Sgr	2.9000	6600.0	92	26390	No
190	GOM_NL__2PRFIN20070318_180328_000000482056_00284_26390_1615.N1	18-MAR-2007 18:03:28	Dark	47.500	57	34Sig Sgr	2.0660	26000.	95	26390	No
191	GOM_NL__2PRFIN20070318_180458_000000532056_00284_26390_1616.N1	18-MAR-2007 18:04:58	Dark	52.500	137	22Lam Sgr	2.8240	4400.0	105	26390	No
192	GOM_NL__2PRFIN20070318_180659_000000502056_00284_26390_1617.N1	18-MAR-2007 18:06:59	Dark	49.500	38	20Eps Sgr	1.8360	11000.	99	26390	No
193	GOM_NL__2PRFIN20070318_181250_000000432056_00285_26391_1614.N1	18-MAR-2007 18:12:50	Dark	43.000	141	Bet Ara	2.8400	4600.0	86	26391	No
194	GOM_NL__2PRFIN20070318_181924_000000522056_00285_26391_1615.N1	18-MAR-2007 18:19:24	Dark	52.000	131	Gam Lup	2.8000	26000.	104	26391	No
195	GOM_NL__2PRFIN20070318_182117_000000462056_00285_26391_1616.N1	18-MAR-2007 18:21:17	Dark	46.000	78	Alp Lup	2.3040	28000.	92	26391	No
196	GOM_NL__2PRFIN20070318_182246_000000502056_00285_26391_1617.N1	18-MAR-2007 18:22:46	Straylight	50.000	81	Eta Cen	2.3560	28000.	100	26391	No
197	GOM_NL__2PRFIN20070318_182551_000000612056_00285_26391_1618.N1	18-MAR-2007 18:25:51	Straylight	60.500	54	5The Cen	2.0550	4500.0	121	26391	No
198	GOM_NL__2PRFIN20070318_182734_000000492056_00285_26391_1619.N1	18-MAR-2007 18:27:34	Straylight	48.500	123	lot Cen	2.7500	10200.	97	26391	No
199	GOM_NL__2PRFIN20070318_183313_000000542056_00285_26391_1620.N1	18-MAR-2007 18:33:13	Straylight	54.000	106	9Bet Crv	2.6480	5600.0	108	26391	No
200	GOM_NL__2PRFIN20070318_183528_000000482056_00285_26391_1621.N1	18-MAR-2007 18:35:28	Tw_i_and_stray	47.500	100	4Gam Crv	2.5800	13100.	95	26391	No
201	GOM_NL__2PRFIN20070318_184623_000000442056_00285_26391_1622.N1	18-MAR-2007 18:46:23	Bright	44.000	62	94Bet Leo	2.1360	9700.0	88	26391	No
202	GOM_NL__2PRFIN20070318_185438_000000392056_00285_26391_1623.N1	18-MAR-2007 18:54:38	Bright	39.000	174	52Psi UMa	3.0040	4400.0	78	26391	No
203	GOM_NL__2PRFIN20070318_185751_000000392056_00285_26391_1624.N1	18-MAR-2007 18:57:51	Bright	39.000	82	48Bet UMa	2.3650	10600.	78	26391	No
204	GOM_NL__2PRFIN20070318_185921_000000392056_00285_26391_1625.N1	18-MAR-2007 18:59:21	Bright	38.500	36	50Alp UMa	1.8000	6300.0	77	26391	No
205	GOM_NL__2PRFIN20070318_190043_000000442056_00285_26391_1626.N1	18-MAR-2007 19:00:43	Bright	43.500	32	77Eps UMa	1.7630	11000.	87	26391	No
206	GOM_NL__2PRFIN20070318_190622_000000422056_00285_26391_1627.N1	18-MAR-2007 19:06:22	Bright	42.000	60	7Bet UMi	2.0810	3950.0	84	26391	No
207	GOM_NL__2PRFIN20070318_191018_000000292056_00285_26391_1628.N1	18-MAR-2007 19:10:18	Tw_i_and_stray	29.000	119	14Eta Dra	2.7270	4700.0	58	26391	No
208	GOM_NL__2PRFIN20070318_191953_000000402056_00285_26391_1629.N1	18-MAR-2007 19:19:53	Bright	39.500	144	18Del Cyg	2.8600	11000.	79	26391	No
209	GOM_NL__2PRFIN20070318_192123_000000372056_00285_26391_1630.N1	18-MAR-2007 19:21:23	Bright	36.500	66	37Gam Cyg	2.2080	5900.0	73	26391	No
210	GOM_NL__2PRFIN20070318_193138_000000522056_00285_26391_1631.N1	18-MAR-2007 19:31:38	Tw_i_and_stray	51.500	11	53Alp Aql	0.76500	8000.0	103	26391	No
211	GOM_NL__2PRFIN20070318_194201_000000472056_00285_26391_1632.N1	18-MAR-2007 19:42:01	Dark	47.000	155	41Pi Sgr	2.9000	6600.0	94	26391	No
212	GOM_NL__2PRFIN20070318_194405_000000482056_00285_26391_1633.N1	18-MAR-2007 19:44:05	Dark	48.000	57	34Sig Sgr	2.0660	26000.	96	26391	No
213	GOM_NL__2PRFIN20070318_194535_000000572056_00285_26391_1634.N1	18-MAR-2007 19:45:35	Dark	57.000	137	22Lam Sgr	2.8240	4400.0	114	26391	No
214	GOM_NL__2PRFIN20070318_194736_000000482056_00285_26391_1635.N1	18-MAR-2007 19:47:36	Dark	47.500	38	20Eps Sgr	1.8360	11000.	95	26391	No
215	GOM_NL__2PRFIN20070318_213403_000000422056_00287_26393_1647.N1	18-MAR-2007 21:34:03	Dark	42.000	141	Bet Ara	2.8400	4600.0	84	26393	No
216	GOM_NL__2PRFIN20070318_214038_000000522056_00287_26393_1648.N1	18-MAR-2007 21:40:38	Dark	51.500	131	Gam Lup	2.8000	26000.	103	26393	No
217	GOM_NL__2PRFIN20070318_214230_000000472056_00287_26393_1649.N1	18-MAR-2007 21:42:30	Dark	46.500	78	Alp Lup	2.3040	28000.	93	26393	No
218	GOM_NL__2PRFIN20070318_214400_000000512056_00287_26393_1650.N1	18-MAR-2007 21:44:00	Straylight	50.500	81	Eta Cen	2.3560	28000.	101	26393	No
219	GOM_NL__2PRFIN20070318_214705_000000572056_00287_26393_1651.N1	18-MAR-2007 21:47:05	Straylight	57.000	54	5The Cen	2.0550	4500.0	114	26393	No

220	GOM_NL__2PRFIN20070318_214847_000000482056_00287_26393_1652.N1	18-MAR-2007 21:48:47	Straylight	47.500	123	lot Cen	2.7500	10200.	95	26393	No
221	GOM_NL__2PRFIN20070318_215425_000000522056_00287_26393_1653.N1	18-MAR-2007 21:54:25	Straylight	51.500	106	9Bet Crv	2.6480	5600.0	103	26393	No
222	GOM_NL__2PRFIN20070318_215640_000000472056_00287_26393_1654.N1	18-MAR-2007 21:56:40	Tw_i_and_stray	46.500	100	4Gam Crv	2.5800	13100.	93	26393	No
223	GOM_NL__2PRFIN20070318_220734_000000452056_00287_26393_1655.N1	18-MAR-2007 22:07:34	Bright	44.500	62	94Bet Leo	2.1360	9700.0	89	26393	No
224	GOM_NL__2PRFIN20070318_221549_000000392056_00287_26393_1656.N1	18-MAR-2007 22:15:49	Bright	38.500	174	52Psi UMa	3.0040	4400.0	77	26393	No
225	GOM_NL__2PRFIN20070318_221903_000000362056_00287_26393_1657.N1	18-MAR-2007 22:19:03	Bright	36.000	82	48Bet UMa	2.3650	10600.	72	26393	No
226	GOM_NL__2PRFIN20070318_222033_000000382056_00287_26393_1658.N1	18-MAR-2007 22:20:33	Bright	37.500	36	50Alp UMa	1.8000	6300.0	75	26393	No
227	GOM_NL__2PRFIN20070318_222153_000000442056_00287_26393_1659.N1	18-MAR-2007 22:21:53	Bright	44.000	32	77Eps UMa	1.7630	11000.	88	26393	No
228	GOM_NL__2PRFIN20070318_222733_000000412056_00287_26393_1660.N1	18-MAR-2007 22:27:33	Bright	41.000	60	7Bet UMi	2.0810	3950.0	82	26393	No
229	GOM_NL__2PRFIN20070318_223128_000000282056_00287_26393_1661.N1	18-MAR-2007 22:31:28	Tw_i_and_stray	28.000	119	14Eta Dra	2.7270	4700.0	56	26393	No
230	GOM_NL__2PRFIN20070318_224105_000000482056_00287_26393_1662.N1	18-MAR-2007 22:41:05	Bright	47.500	144	18Del Cyg	2.8600	11000.	95	26393	No
231	GOM_NL__2PRFIN20070318_224235_000000392056_00287_26393_1663.N1	18-MAR-2007 22:42:35	Bright	38.500	66	37Gam Cyg	2.2080	5900.0	77	26393	No
232	GOM_NL__2PRFIN20070318_225251_000000552056_00287_26393_1664.N1	18-MAR-2007 22:52:51	Tw_i_and_stray	54.500	11	53Alp Aql	0.76500	8000.0	109	26393	No
233	GOM_NL__2PRFIN20070318_230315_000000462056_00287_26393_1665.N1	18-MAR-2007 23:03:15	Dark	46.000	155	41Pi Sgr	2.9000	6600.0	92	26393	No
234	GOM_NL__2PRFIN20070318_230519_000000462056_00287_26393_1666.N1	18-MAR-2007 23:05:19	Dark	46.000	57	34Sig Sgr	2.0660	26000.	92	26393	No
235	GOM_NL__2PRFIN20070318_230649_000000512056_00287_26393_1667.N1	18-MAR-2007 23:06:49	Dark	50.500	137	22Lam Sgr	2.8240	4400.0	101	26393	No
236	GOM_NL__2PRFIN20070318_230849_000000472056_00287_26393_1668.N1	18-MAR-2007 23:08:49	Dark	47.000	38	20Eps Sgr	1.8360	11000.	94	26393	No
237	GOM_NL__2PRFIN20070318_231440_000000432056_00288_26394_1656.N1	18-MAR-2007 23:14:40	Dark	43.000	141	Bet Ara	2.8400	4600.0	86	26394	No
238	GOM_NL__2PRFIN20070318_232115_000000532056_00288_26394_1657.N1	18-MAR-2007 23:21:15	Dark	53.000	131	Gam Lup	2.8000	26000.	106	26394	No
239	GOM_NL__2PRFIN20070318_232307_000000462056_00288_26394_1658.N1	18-MAR-2007 23:23:07	Dark	46.000	78	Alp Lup	2.3040	28000.	92	26394	No
240	GOM_NL__2PRFIN20070318_232436_000000502056_00288_26394_1659.N1	18-MAR-2007 23:24:36	Straylight	50.000	81	Eta Cen	2.3560	28000.	100	26394	No
241	GOM_NL__2PRFIN20070318_232741_000000592056_00288_26394_1660.N1	18-MAR-2007 23:27:41	Straylight	58.500	54	5The Cen	2.0550	4500.0	117	26394	No
242	GOM_NL__2PRFIN20070318_232924_000000492056_00288_26394_1661.N1	18-MAR-2007 23:29:24	Straylight	48.500	123	lot Cen	2.7500	10200.	97	26394	No
243	GOM_NL__2PRFIN20070318_233501_000000512056_00288_26394_1662.N1	18-MAR-2007 23:35:01	Straylight	50.500	106	9Bet Crv	2.6480	5600.0	101	26394	No
244	GOM_NL__2PRFIN20070318_233716_000000502056_00288_26394_1663.N1	18-MAR-2007 23:37:16	Tw_i_and_stray	49.500	100	4Gam Crv	2.5800	13100.	99	26394	No
245	GOM_NL__2PRFIN20070318_234809_000000472056_00288_26394_1664.N1	18-MAR-2007 23:48:09	Bright	46.500	62	94Bet Leo	2.1360	9700.0	93	26394	No
246	GOM_NL__2PRFIN20070318_235625_000000392056_00288_26394_1665.N1	18-MAR-2007 23:56:25	Bright	38.500	174	52Psi UMa	3.0040	4400.0	77	26394	No
247	GOM_NL__2PRFIN20070318_235938_000000372056_00288_26394_1666.N1	18-MAR-2007 23:59:38	Bright	37.000	82	48Bet UMa	2.3650	10600.	74	26394	No

3. Quality information per product

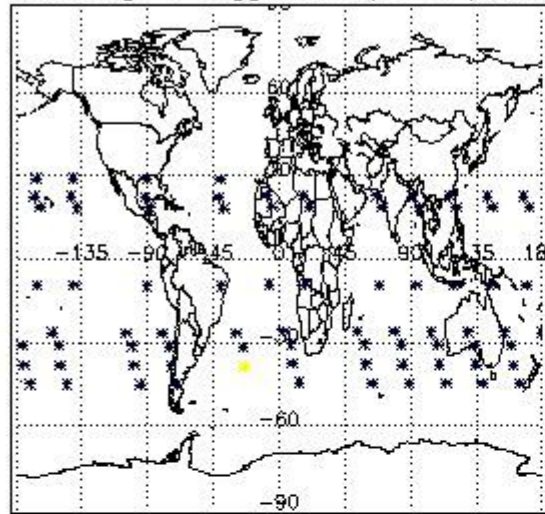
In this section it is plotted some information contained in the Quality Summary data set of the level 2 products. Only products in dark limb conditions and without errors (error flag in the MPH set to "0") are used.

3.1 Plot quality information per product (time dependant)

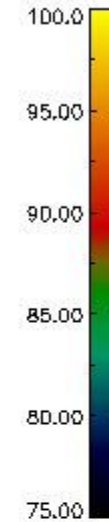
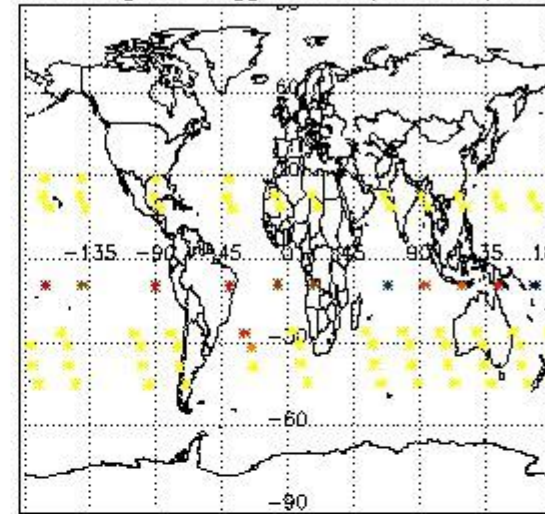


3.2 Plot quality information per product (world map)

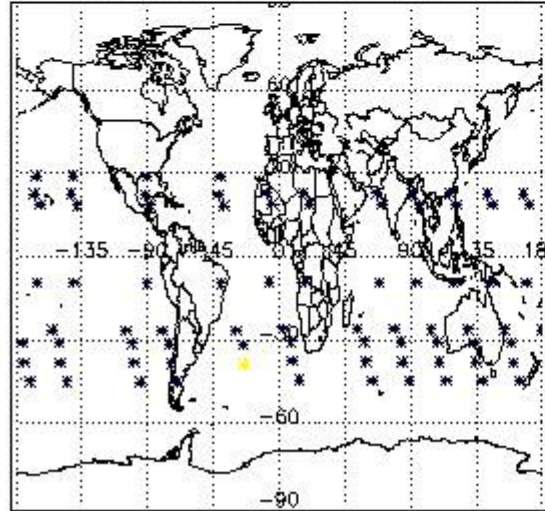
Percentage of flagged data per O3 profile



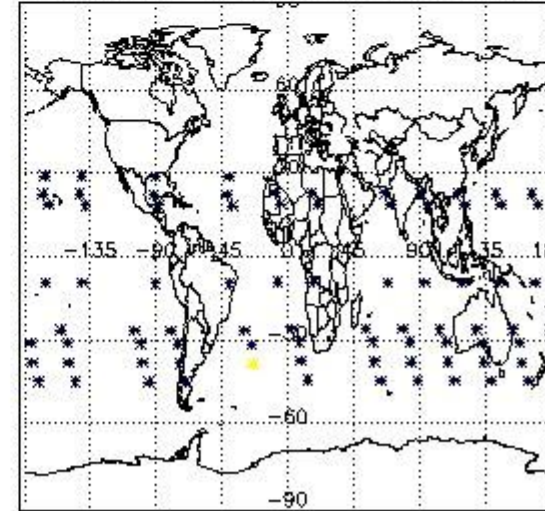
Percentage of flagged data per H2O profile



Percentage of flagged data per NO2 profile



Percentage of flagged data per NO3 profile

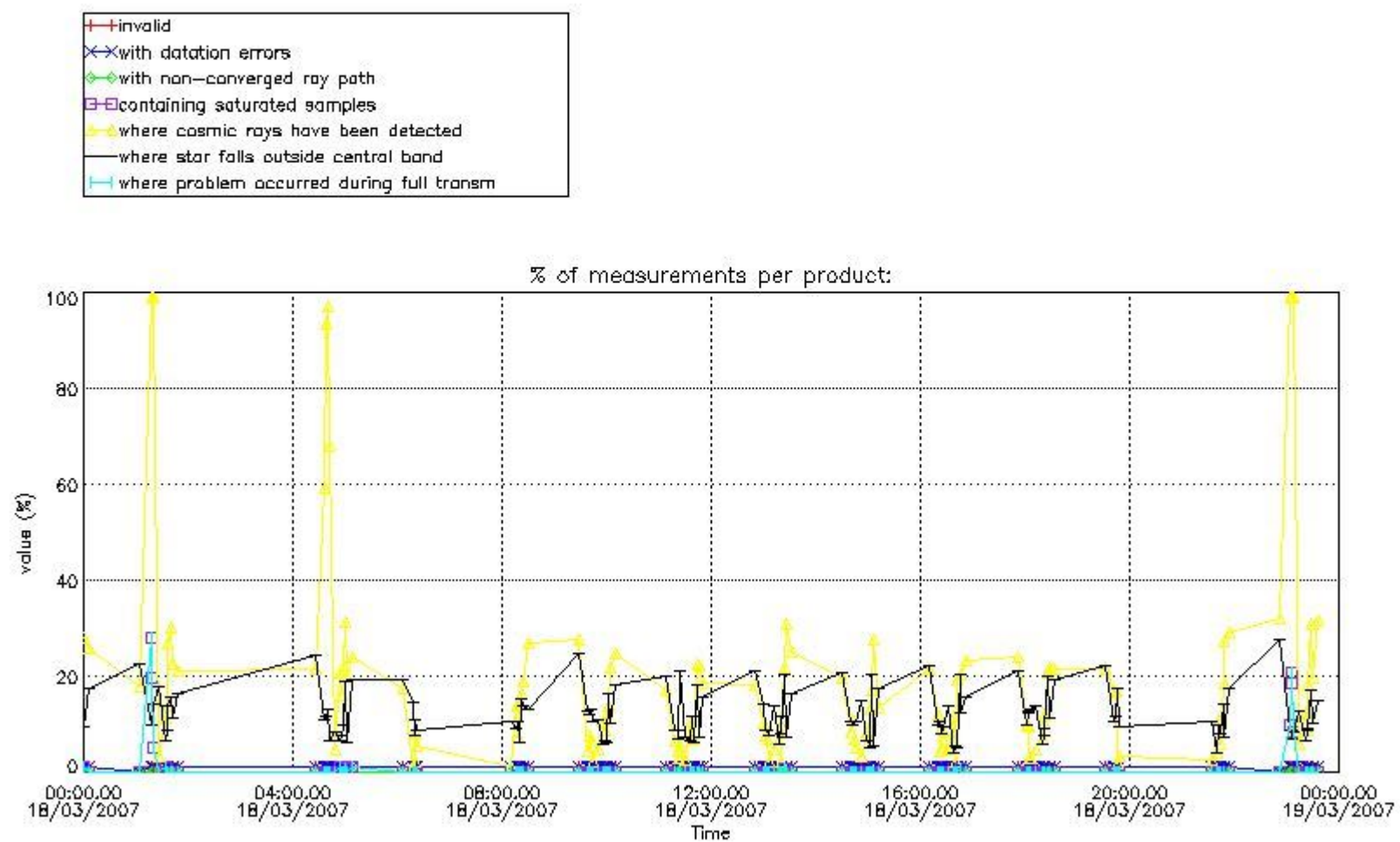


4. Level 1 quality information per product

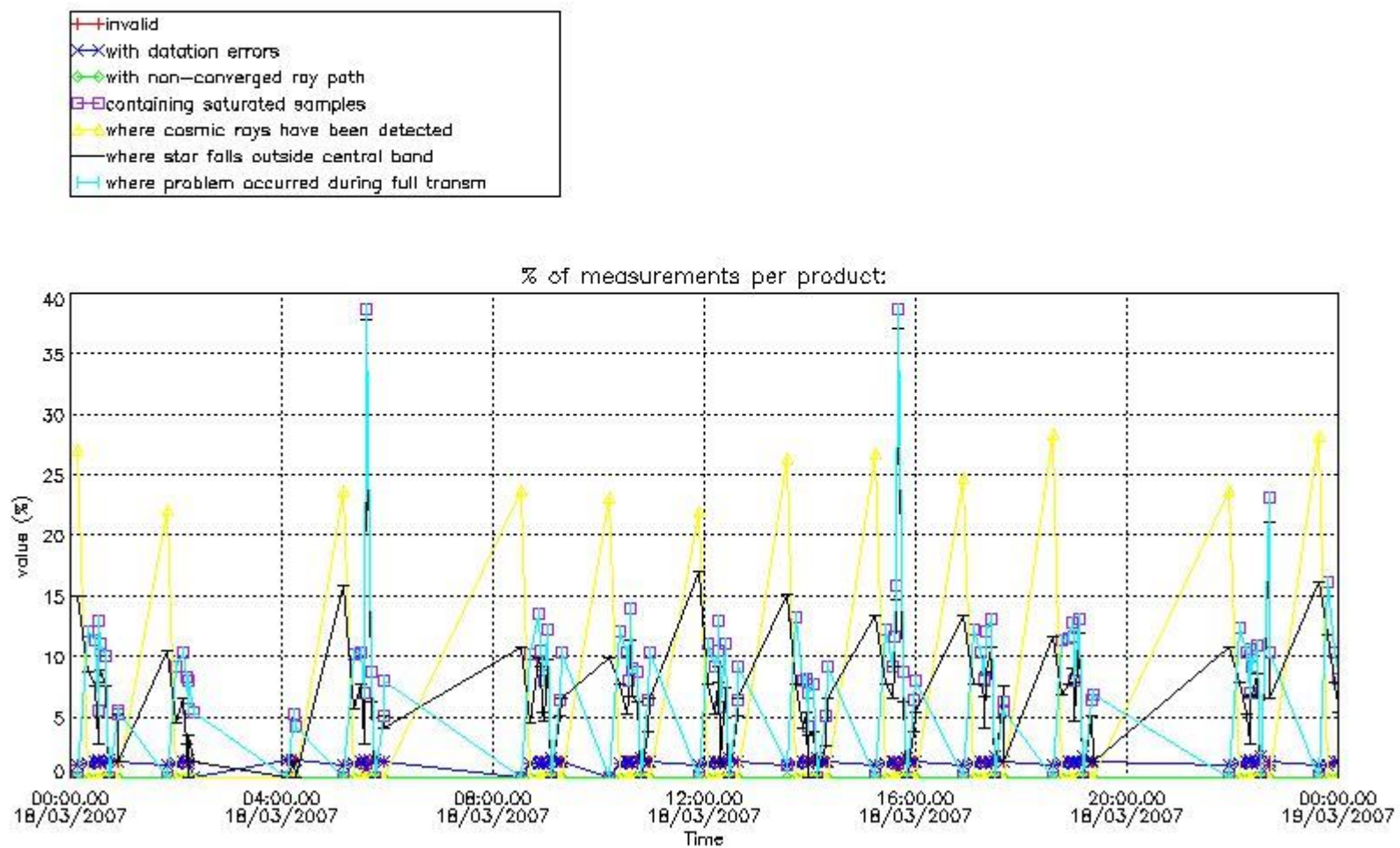
In this section it is plotted some information contained in the Quality Summary data set of the level 2 products that comes from the level 1b processing. Products without errors (error flag in the MPH set to "0") are used.

4.1 Plot quality information per product (time dependant) coming from level 1b processing

4.1.1 Plot level 1 quality information per product (time dependant): ENVISAT ASCENDING passes

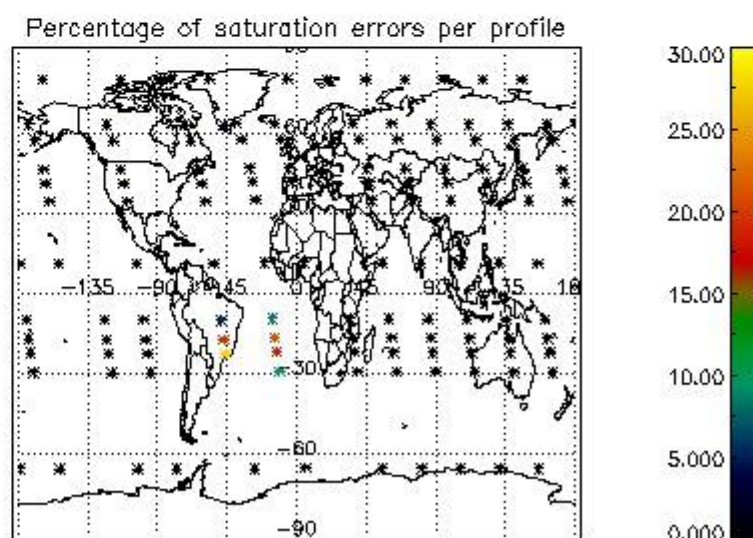
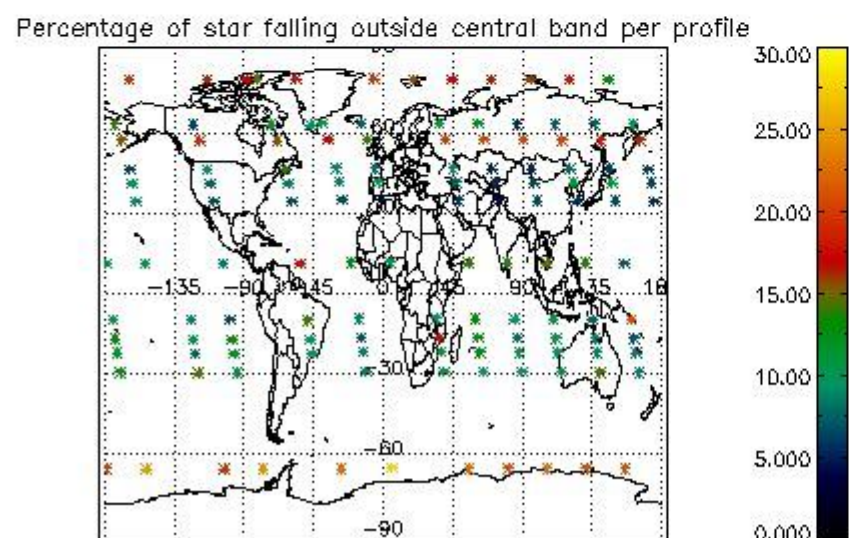
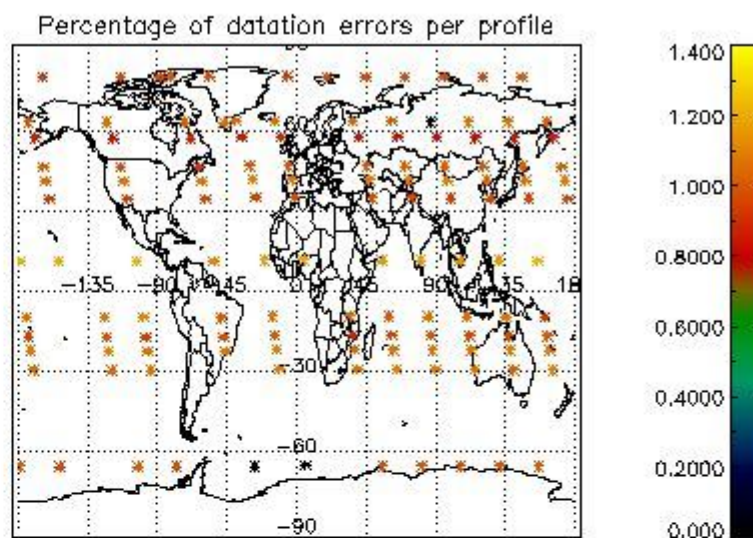
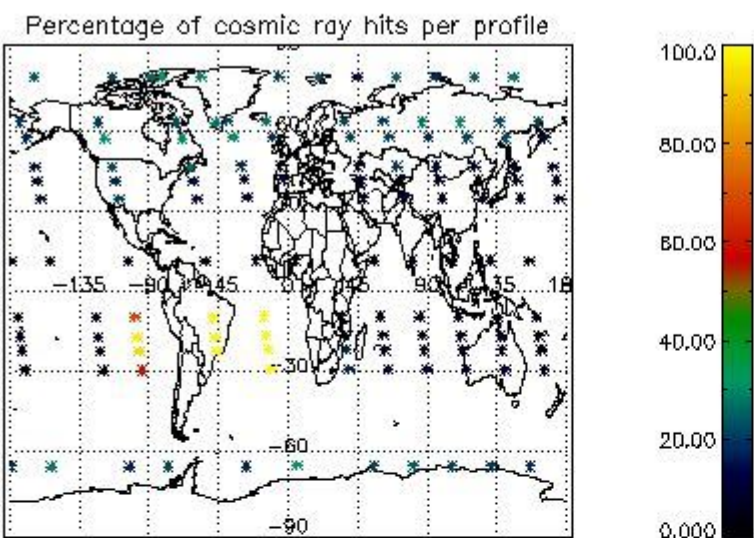


4.1.2 Plot level 1 quality information per product (time dependant): ENVI SAT DESCENDING passes

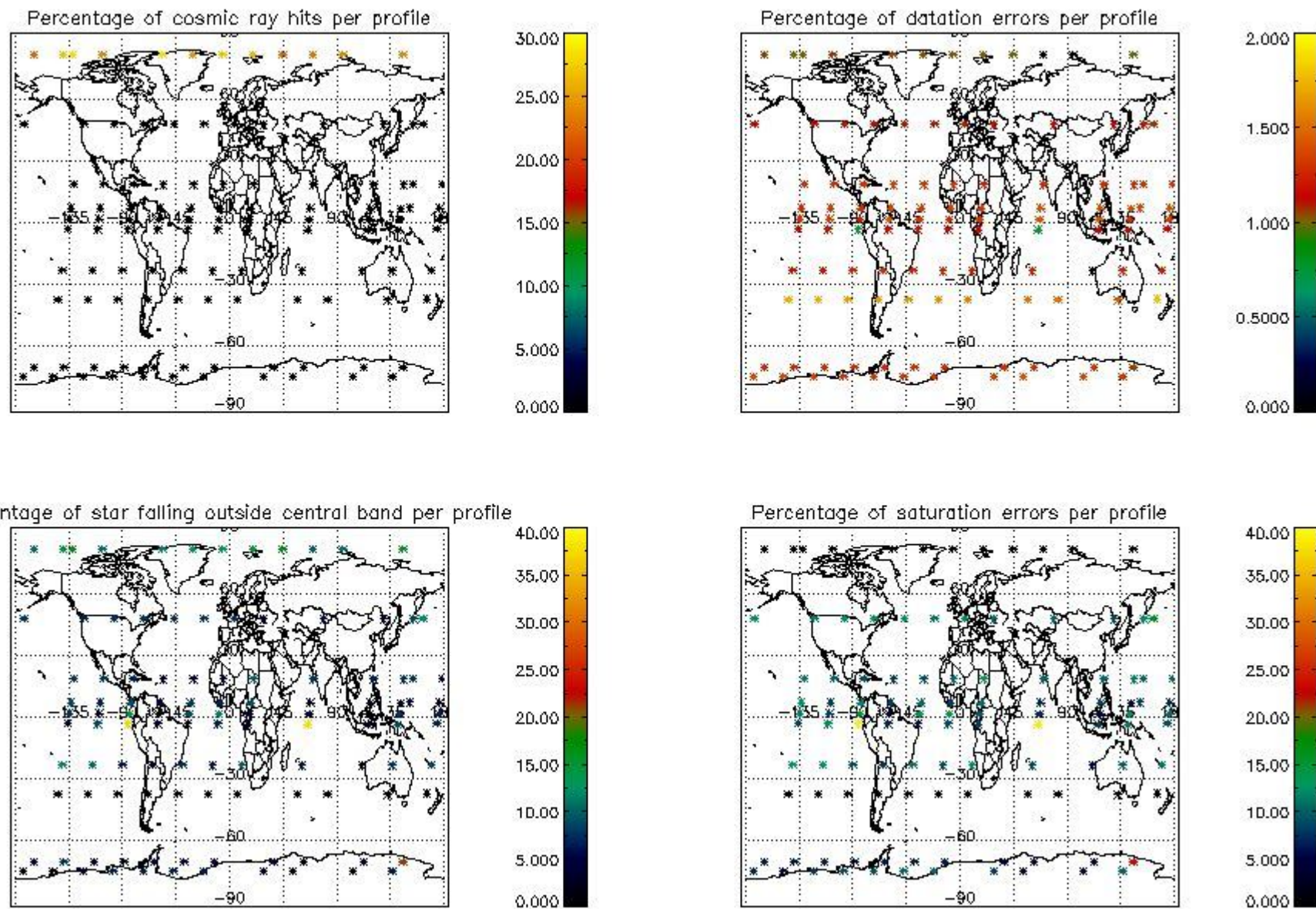


4.2 Plot quality information per product coming from level 1b processing (world map)

4.2.1 Plot level 1 quality information per product (world map): ENVISAT ASCENDING passes



4.2.2 Plot level 1 quality information per product (world map): ENVISAT DESCENDING passes



5. Trace gas profiles

5.1 Ozone statistics based on quality of products

The final quality of the products can be "measured" using the STD (Standard Deviation) attached to every point profile. This information is written to the parameter GOM_NL__2P/NL_LOCAL_SPECIES_DENSITY/o3_std of the level 2 products. The table below shows the statistics for given STD ranges.

The statistics are given with respect to the overall valid production:

- Products without fatal errors: GOM_NL__2P/MPH/PRODUCT_ERR=0
- Valid point profile: GOM_NL__2P/NL_LOCAL_SPECIES_DENSITY/pcd(0)=0

The 'Criteria' is applied to valid points of dark limb products:

- Products in dark limb illumination condition: GOM_NL__2P/NL_SUMMARY_QUALITY/obs_ill_cond=0
- Products without fatal errors: GOM_NL__2P/MPH/PRODUCT_ERR=0
- Valid point profile: GOM_NL__2P/NL_LOCAL_SPECIES_DENSITY/pcd(0)=0

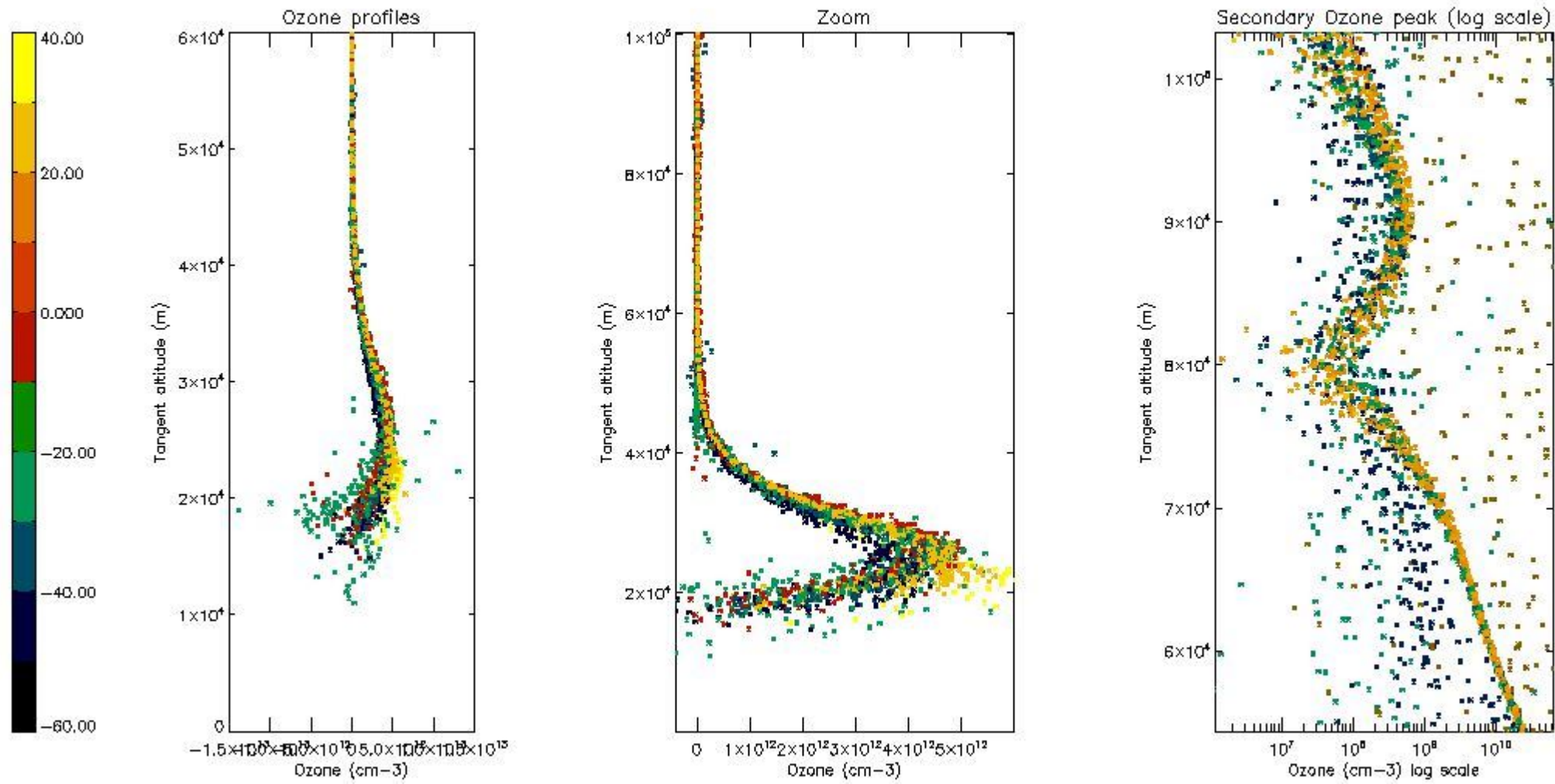
So, the table below shows the percentage of dark limb and valid observations for each criteria with respect to the overall valid daily observations.

Criteria	% of total production
All STD	35
STD < 20	18

STD < 10	14
STD < 5	10

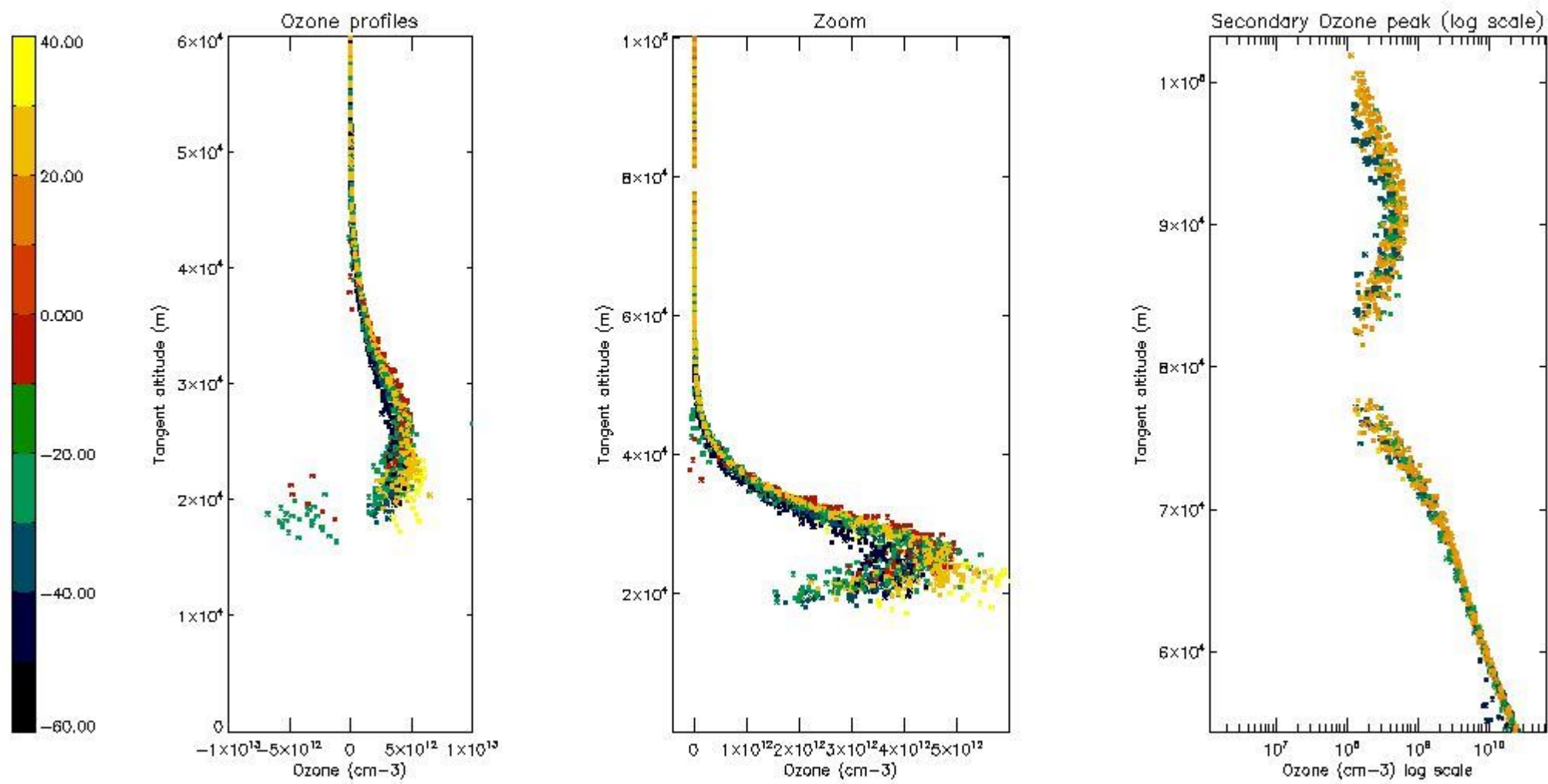
5.2 Plot ozone profiles for all STD (dark without errors)

The colorbar represents the latitude.



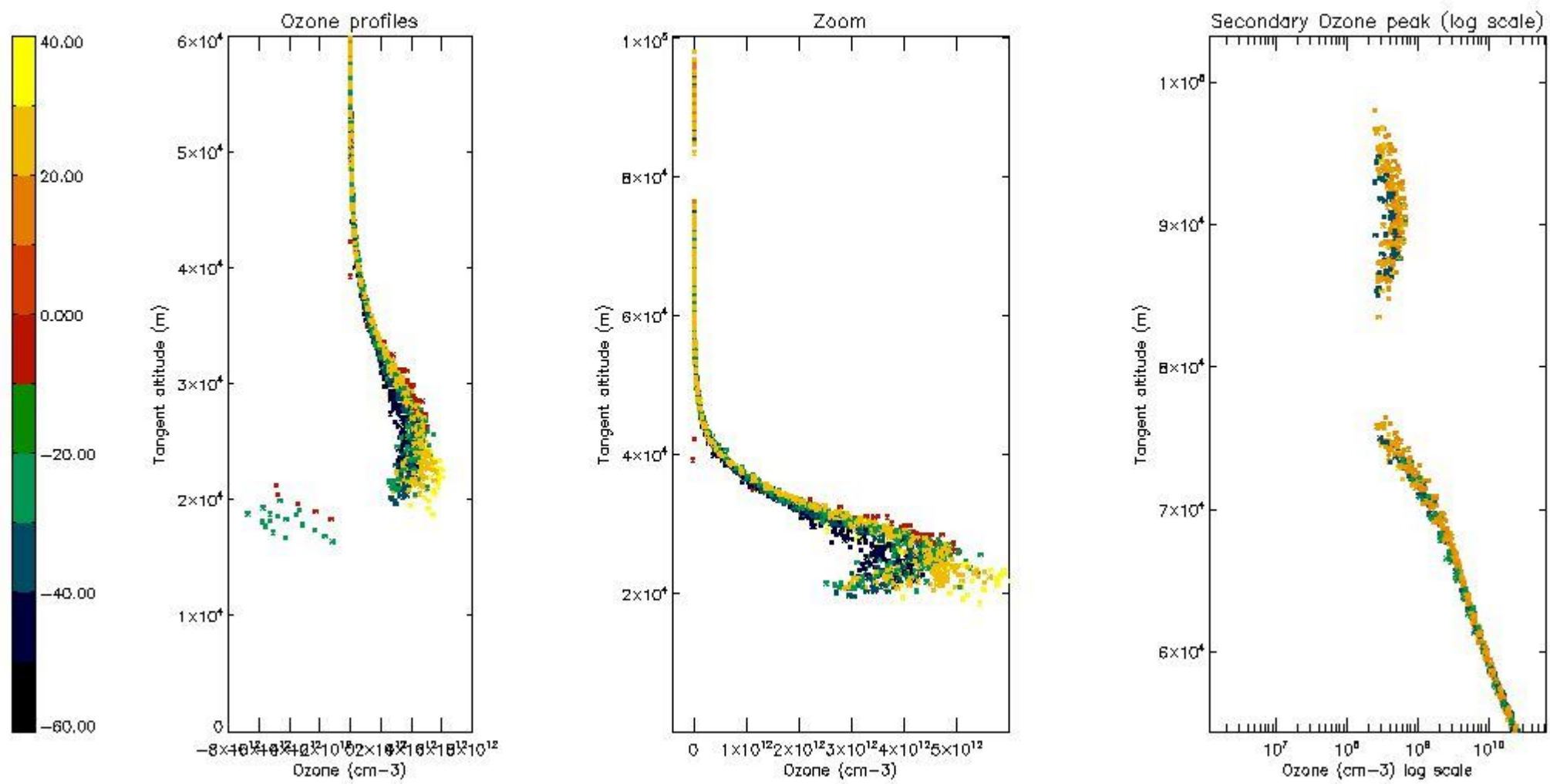
5.3 Plot ozone profiles where STD < 20% (dark without errors)

The colorbar represents the latitude.



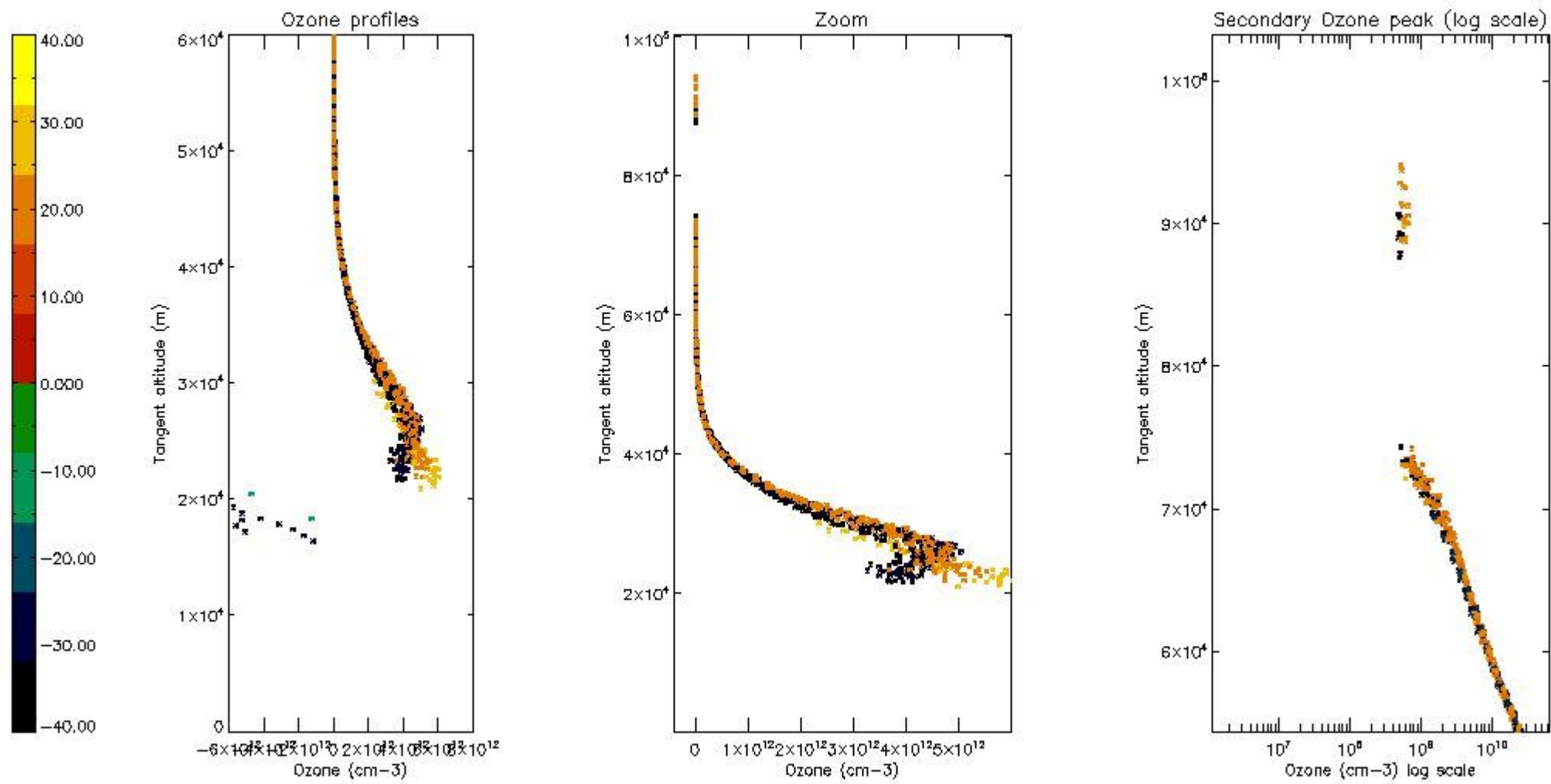
5.4 Plot ozone profiles where STD < 10% (dark without errors)

The colorbar represents the latitude.



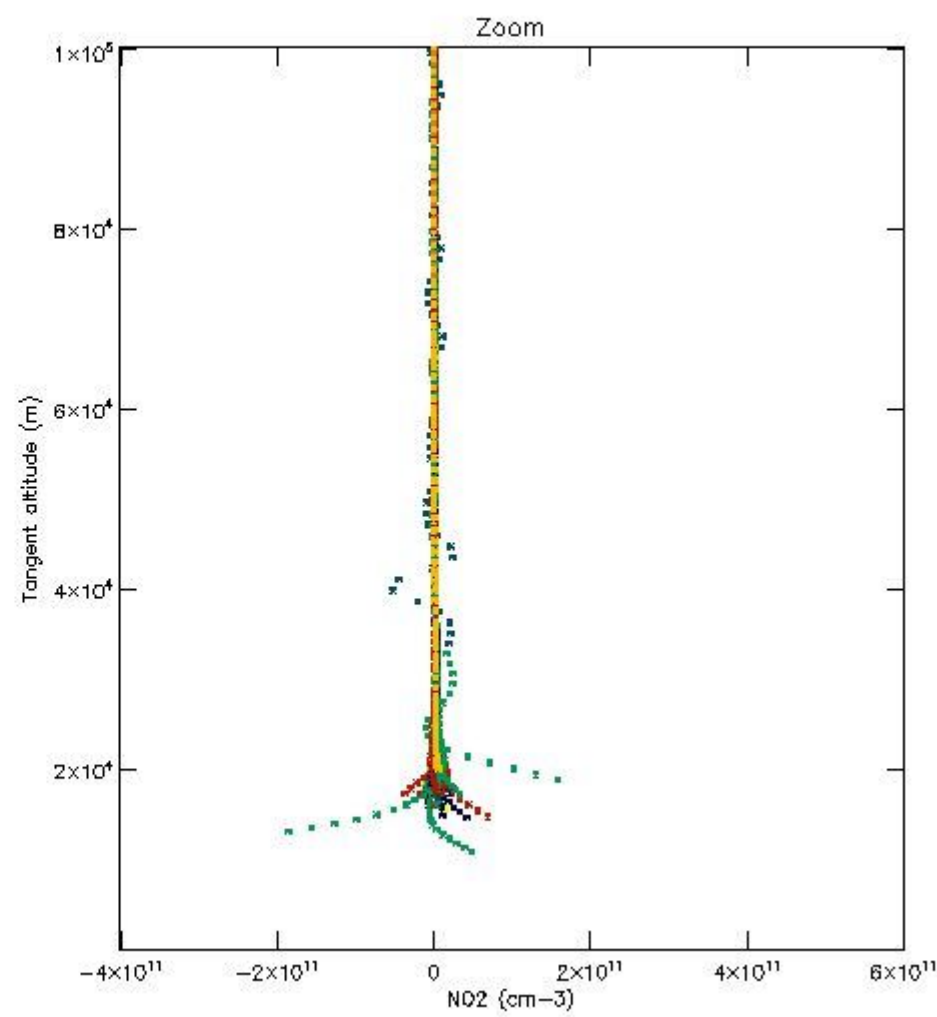
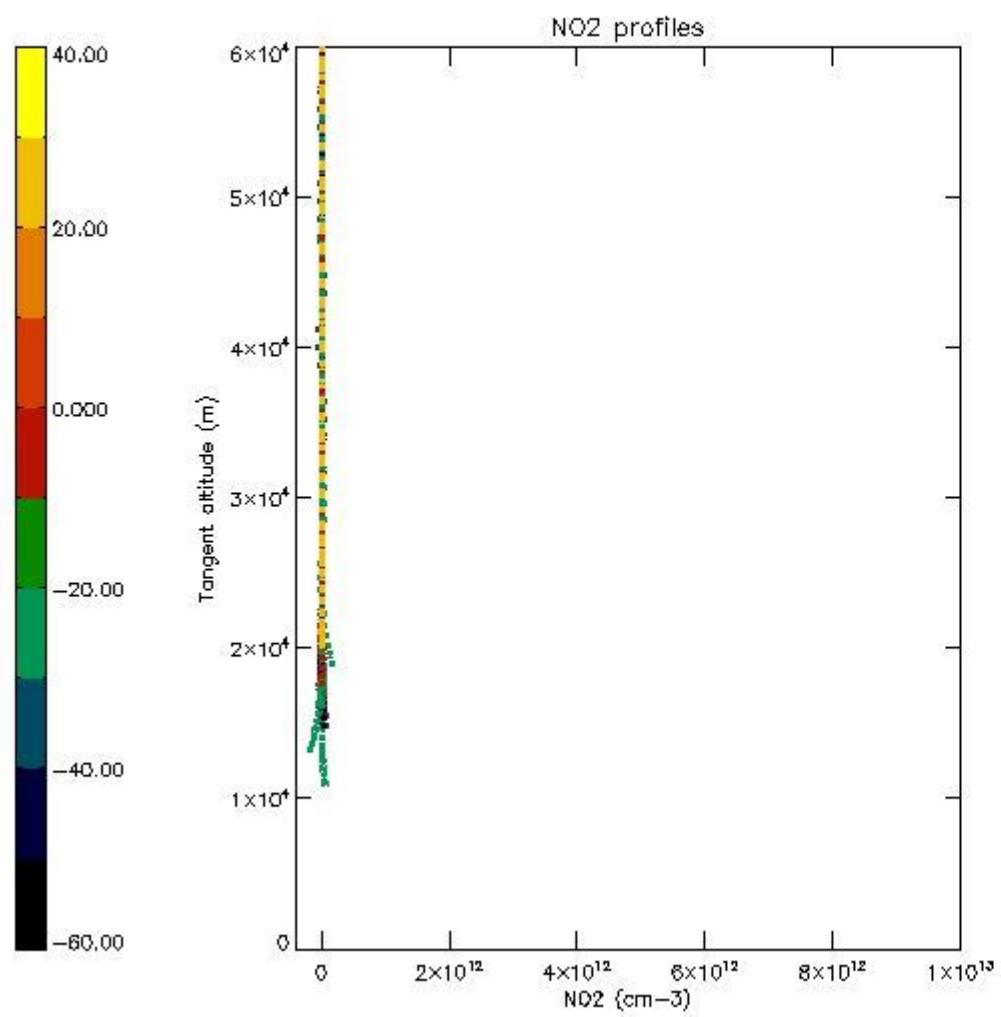
5.5 Plot ozone profiles where $STD < 5\%$ (dark without errors)

The colorbar represents the latitude.



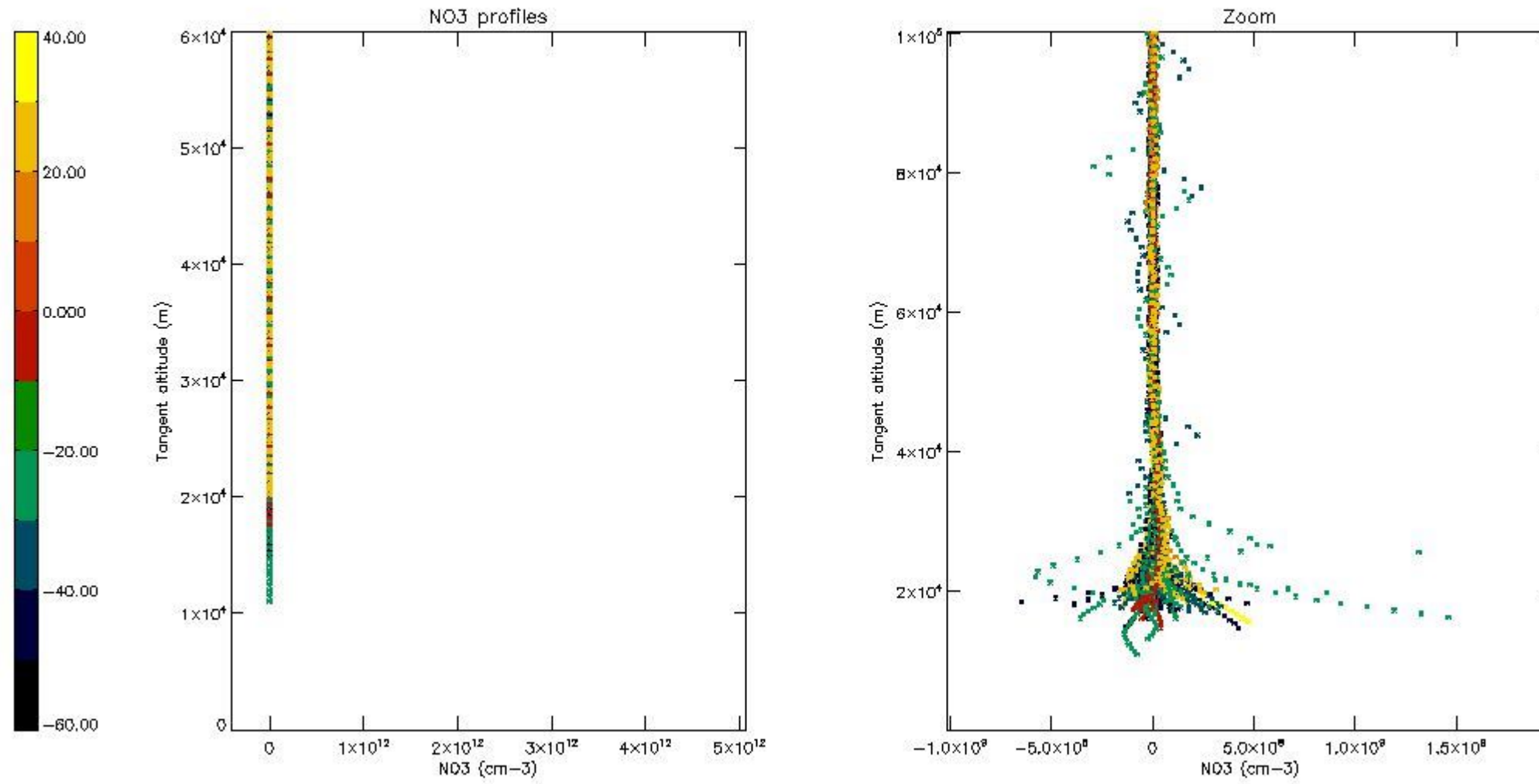
5.6 Plot NO₂ profiles for all STD (dark without errors)

The colorbar represents the latitude.



5.7 Plot NO3 profiles for all STD (dark without errors)

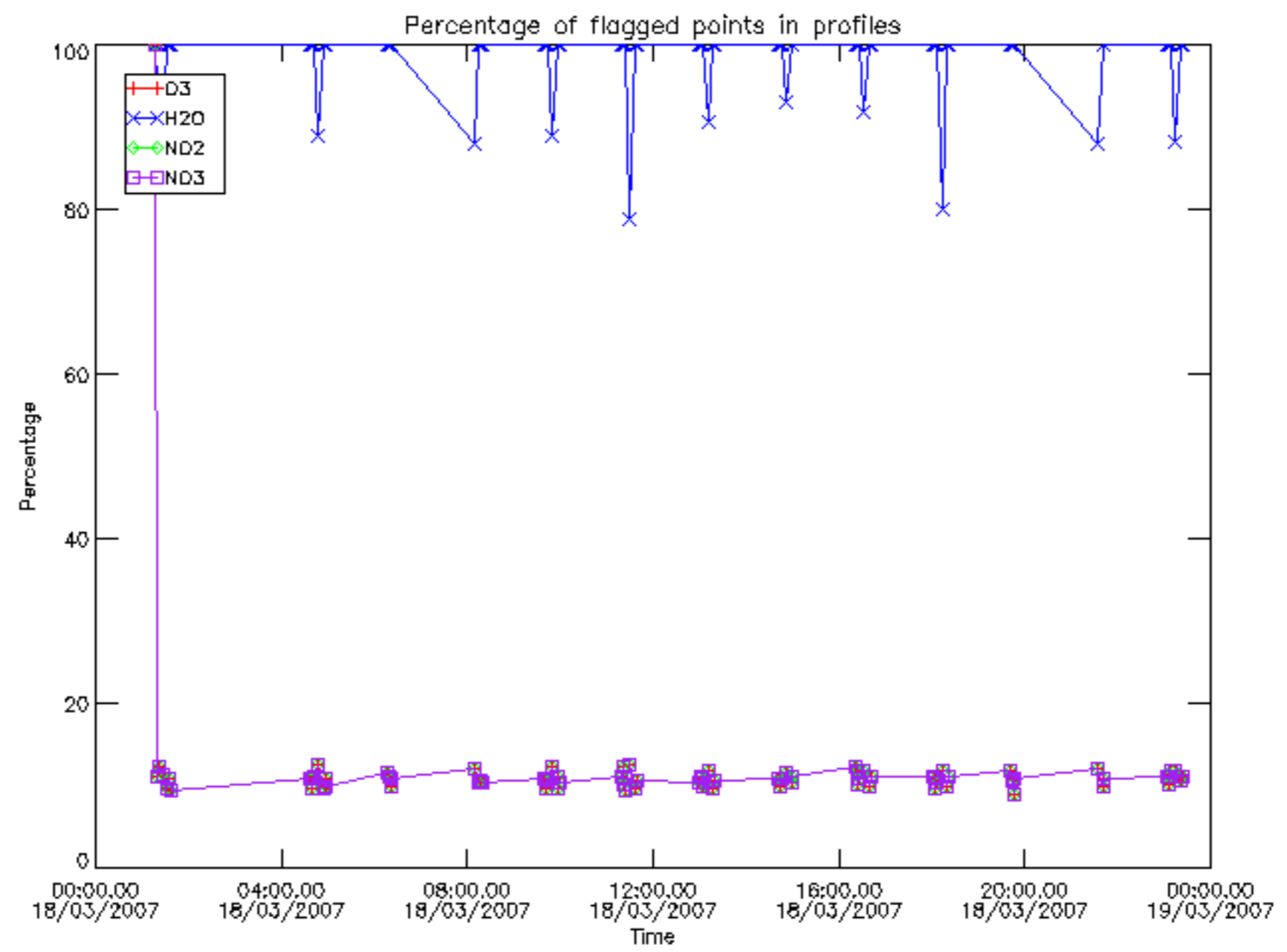
The colorbar represents the latitude.



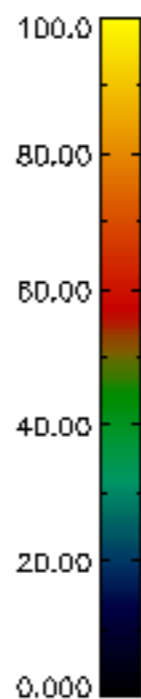
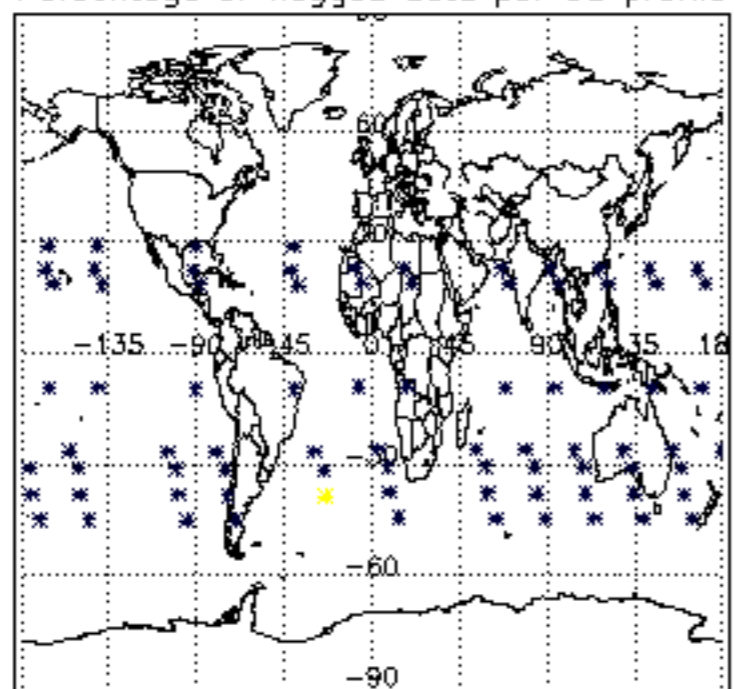
6. Auxiliary Data Files used for the production reported in section 2

The number reported in the third column indicates since which file (see list in section 2) the corresponding auxiliary file has been used. The fourth column is the date of those product files.

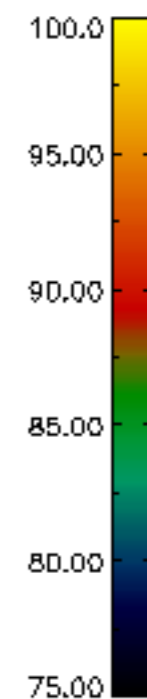
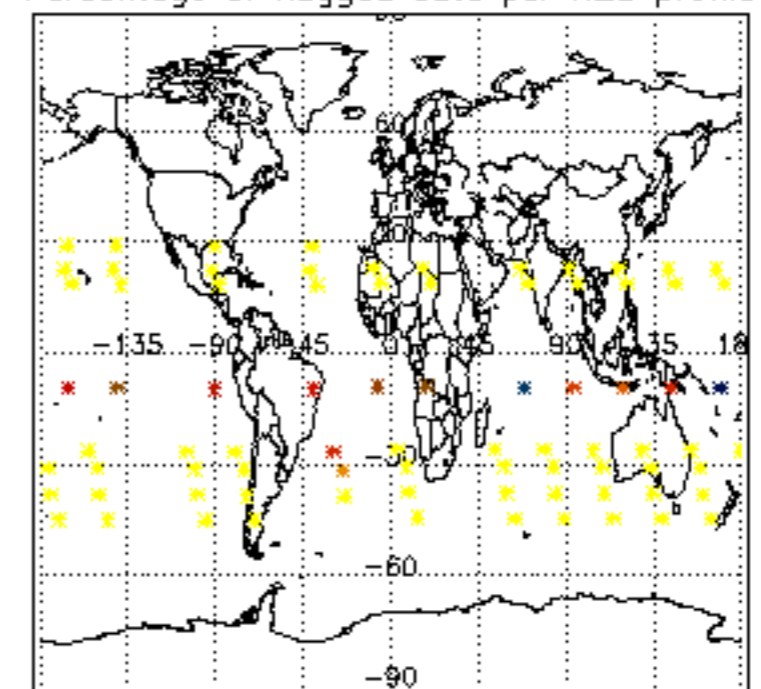
Type	Auxiliary Filename	Used since product	Used since product date
INST_PHYS_CHARACTERISTICS	GOM_INS_AXVIEC20091111_143220_20030716_120000_20500101_000000	1	18-MAR-2007 00:00:53
LEVEL-2_PROC_CONFIG	GOM_PR2_AXVIEC20091111_152718_20020301_000000_20500101_000000	1	18-MAR-2007 00:00:53
CROSS_SECTIONS_FILE	GOM_CRS_AXVIEC20091111_154832_20020301_000000_20500101_000000	1	18-MAR-2007 00:00:53



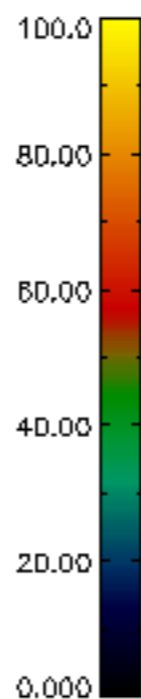
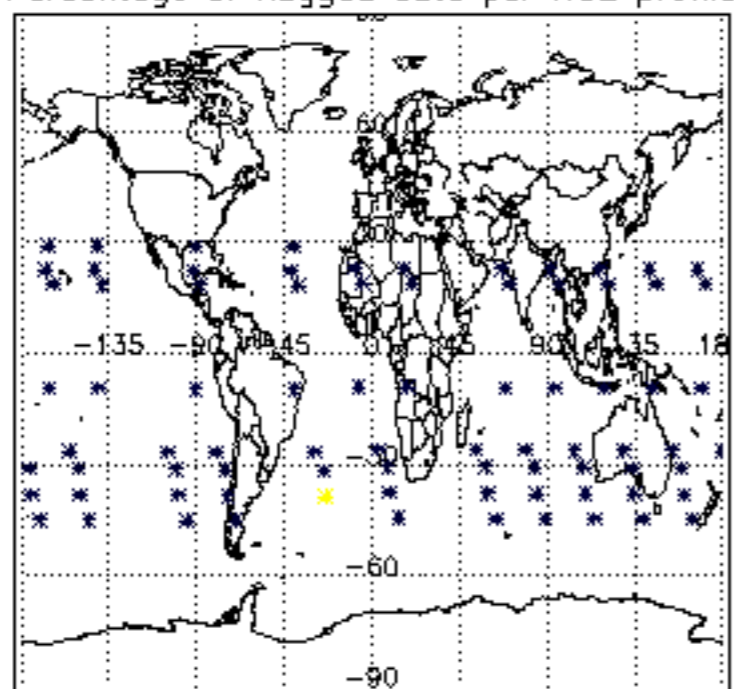
Percentage of flagged data per D3 profile



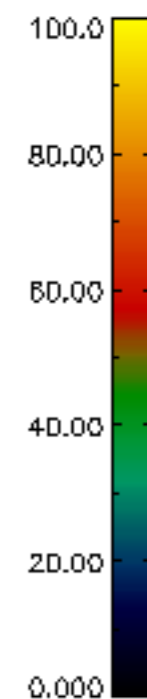
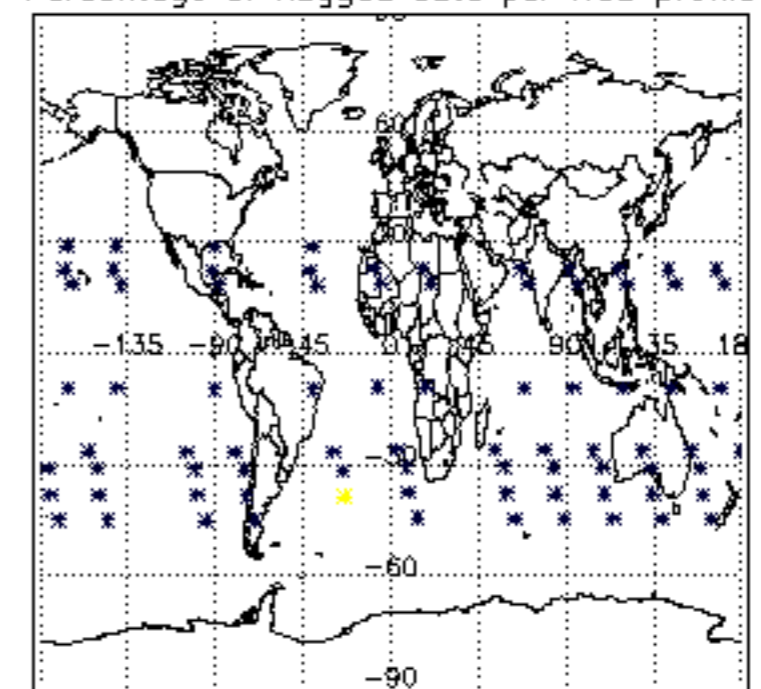
Percentage of flagged data per H2O profile

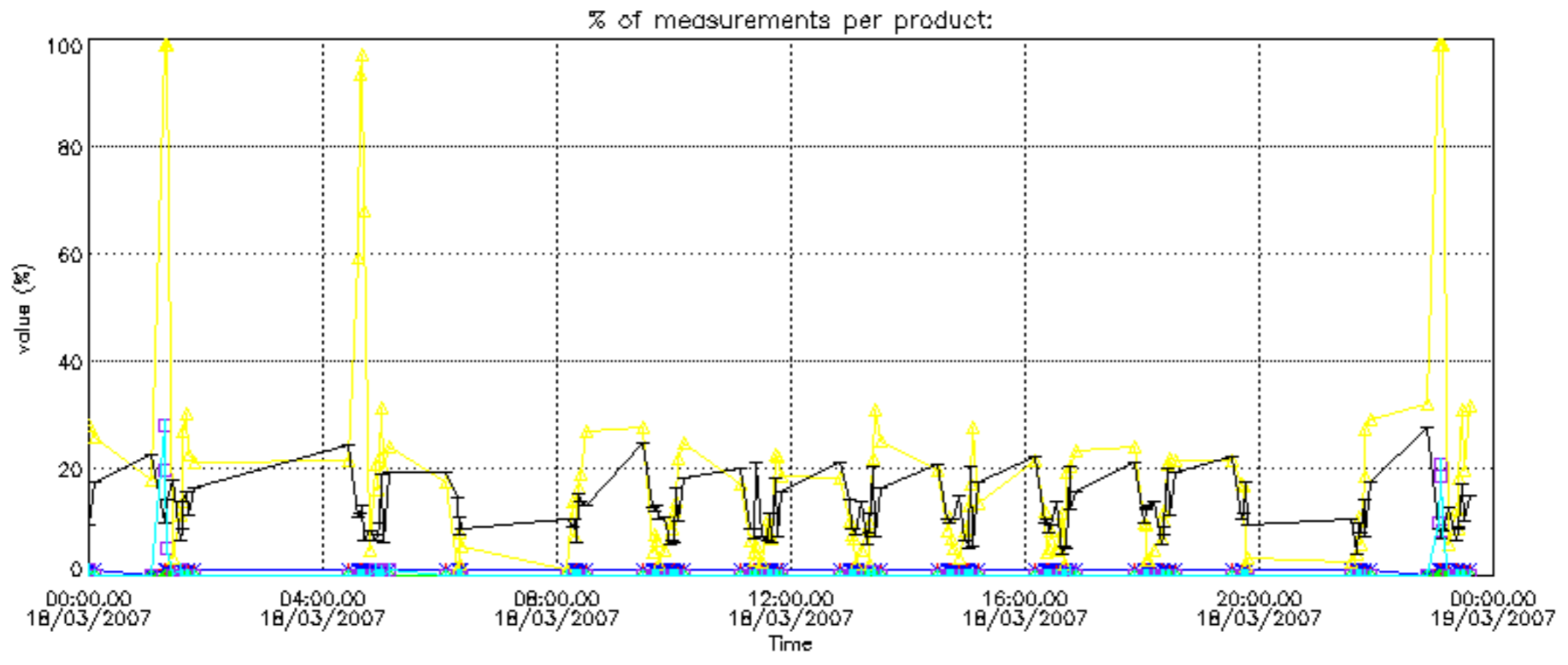


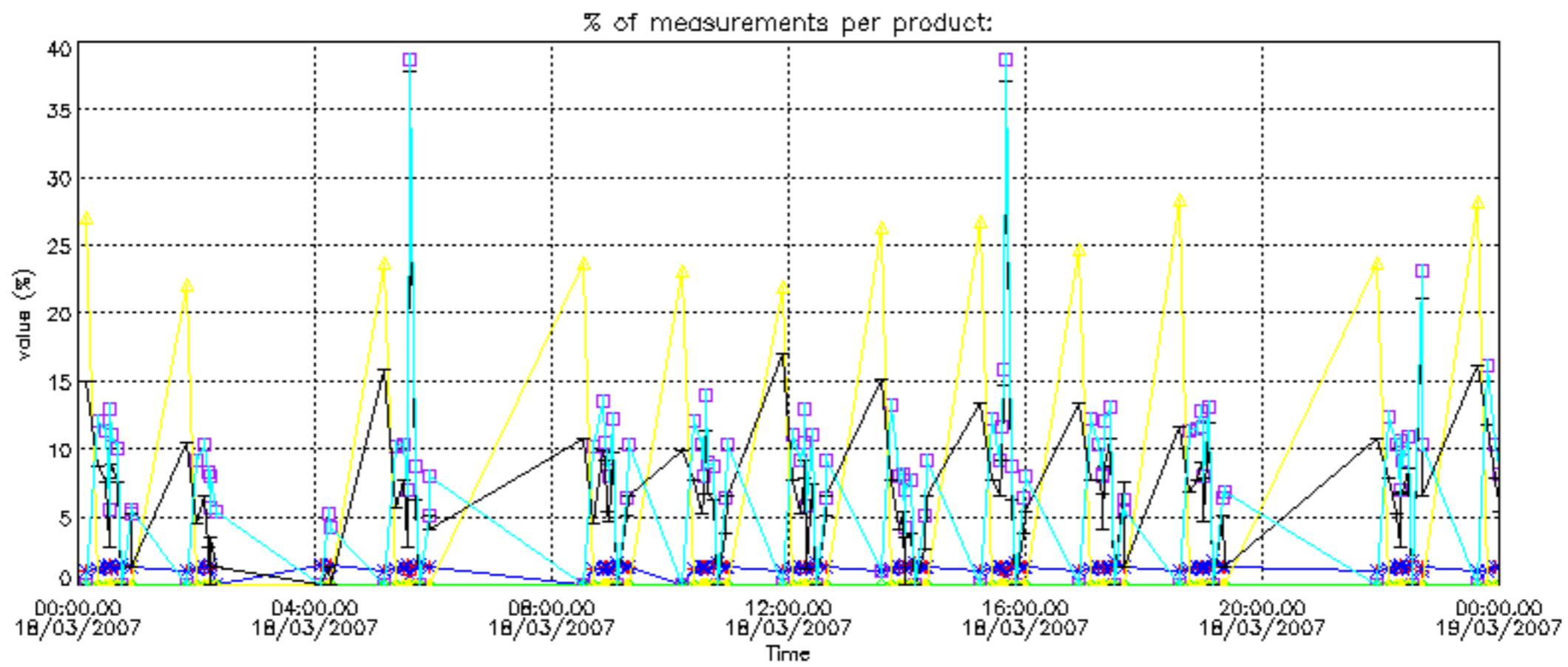
Percentage of flagged data per NO2 profile



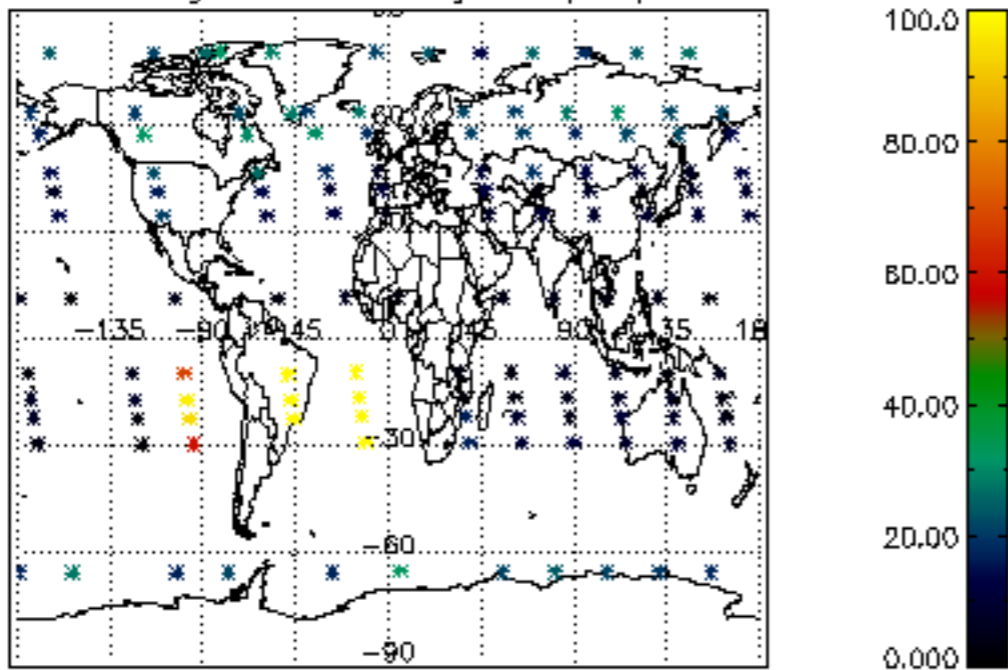
Percentage of flagged data per NO3 profile



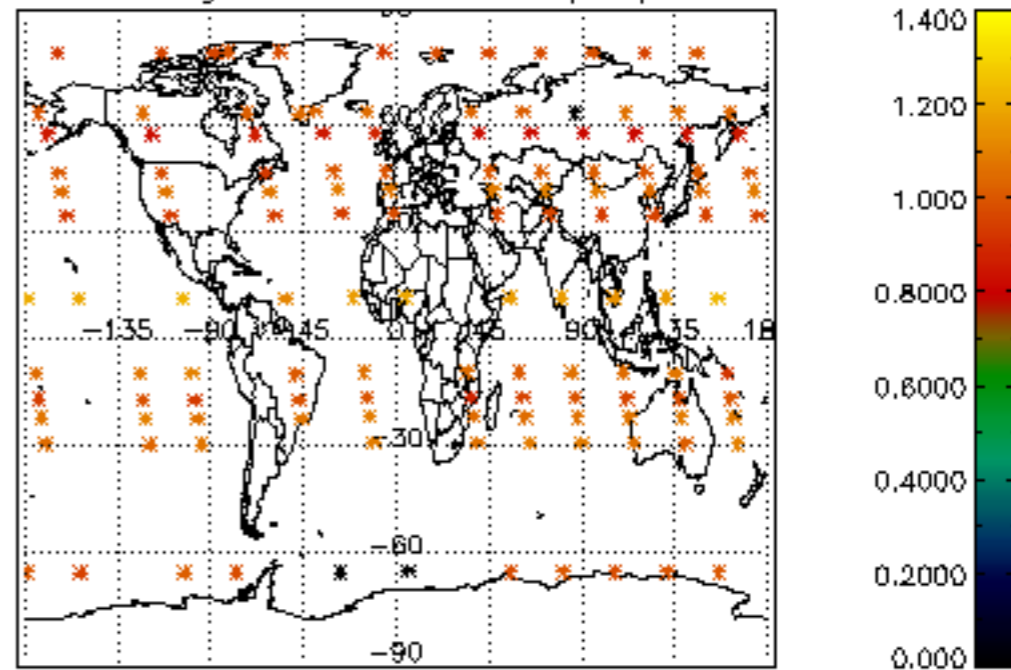




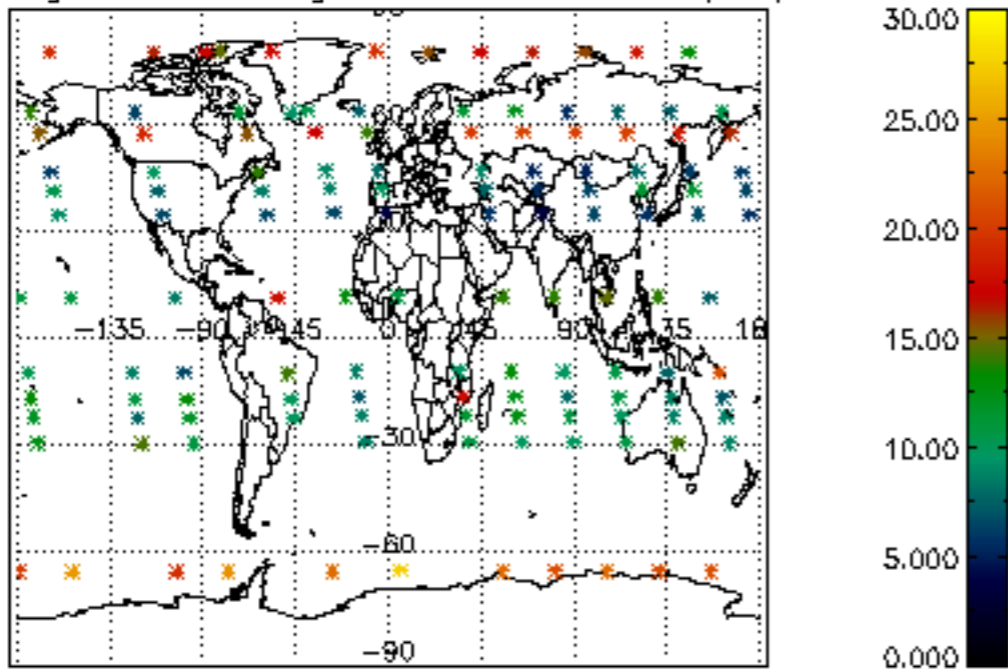
Percentage of cosmic ray hits per profile



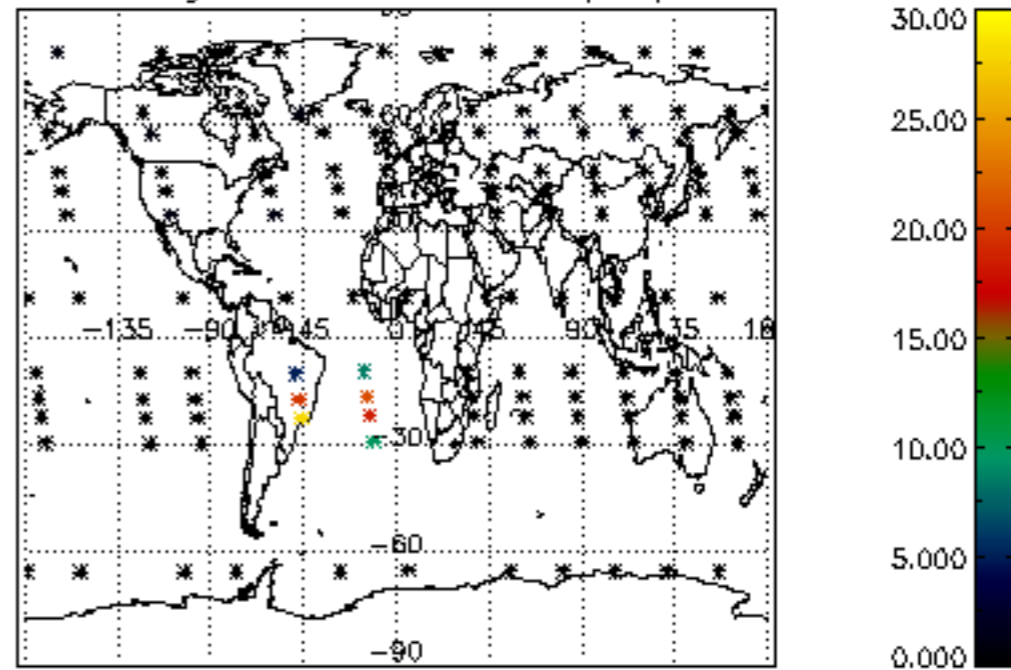
Percentage of datation errors per profile



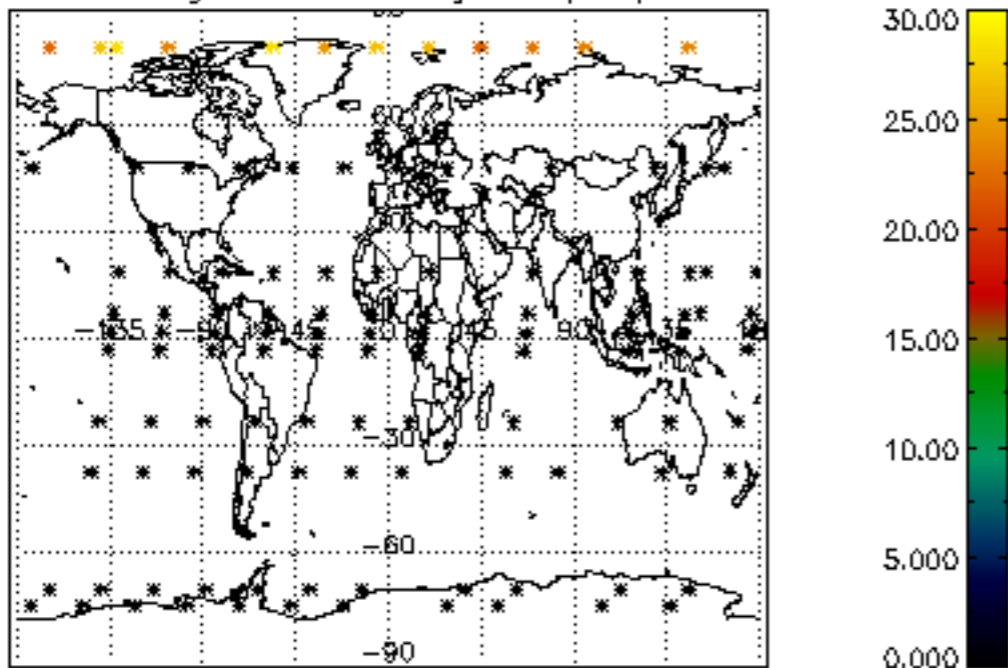
Percentage of star falling outside central band per profile



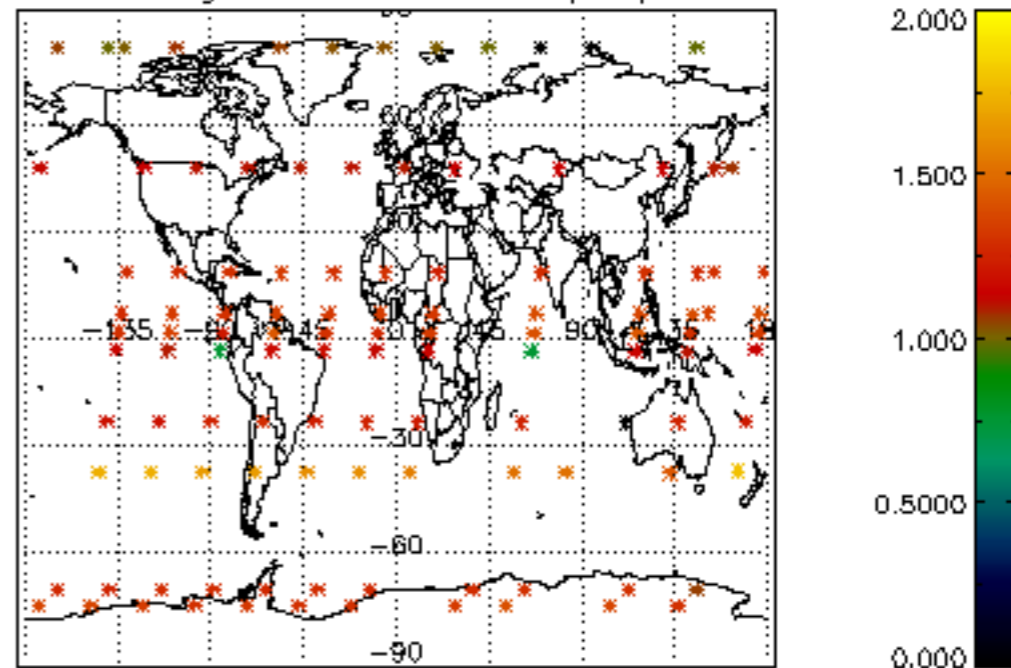
Percentage of saturation errors per profile



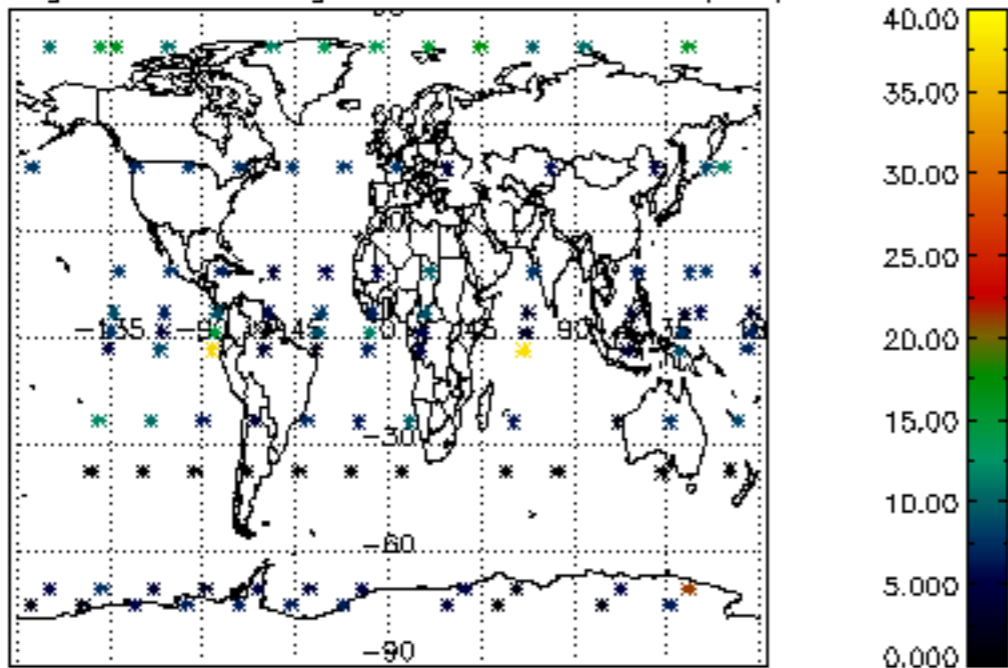
Percentage of cosmic ray hits per profile



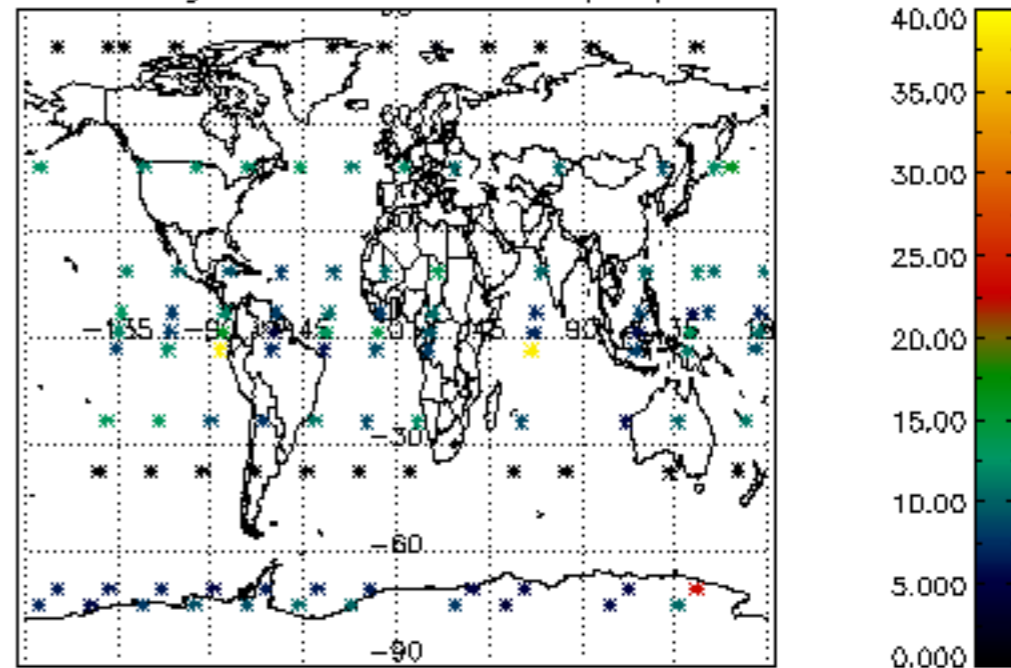
Percentage of datation errors per profile

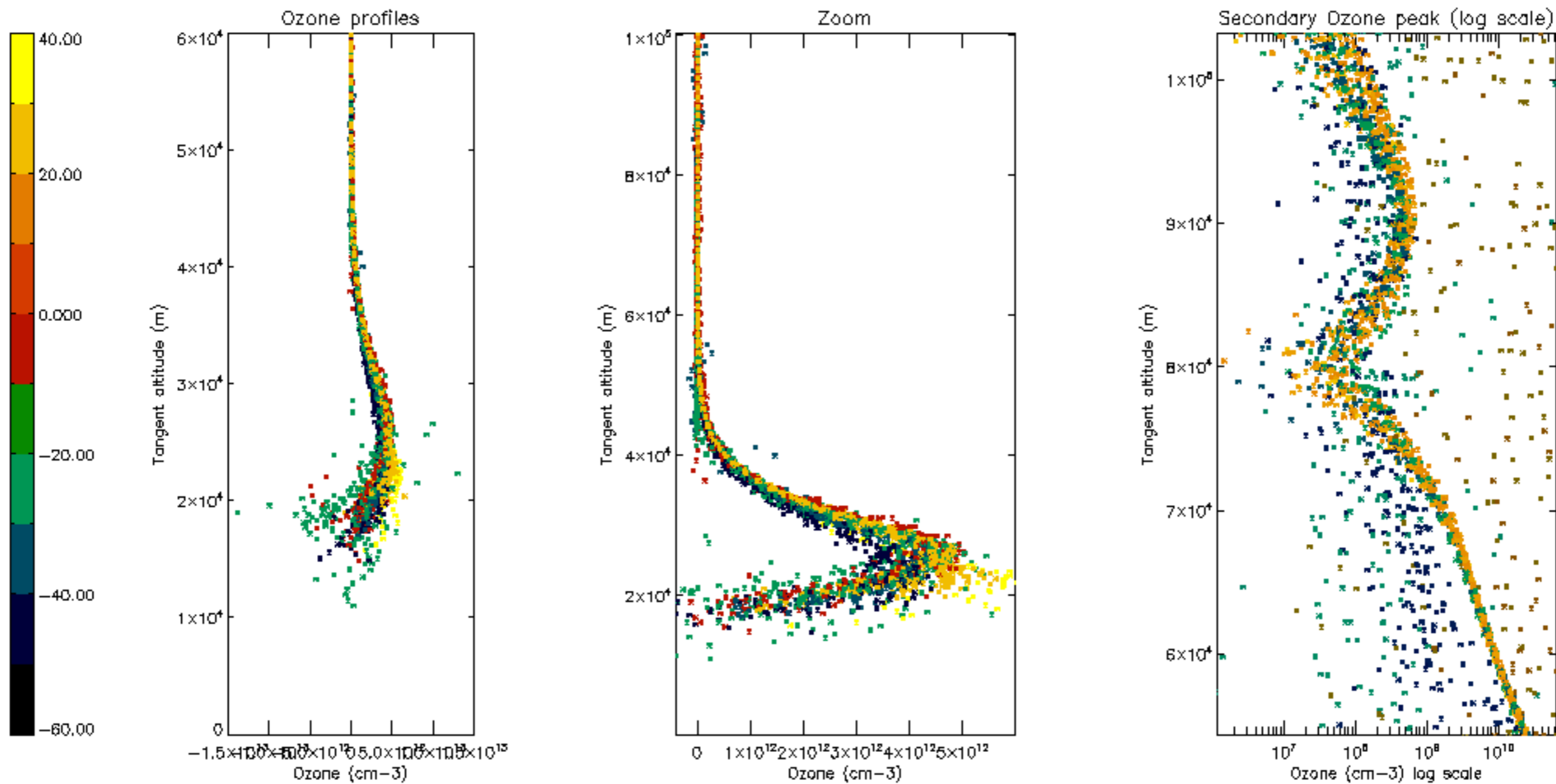


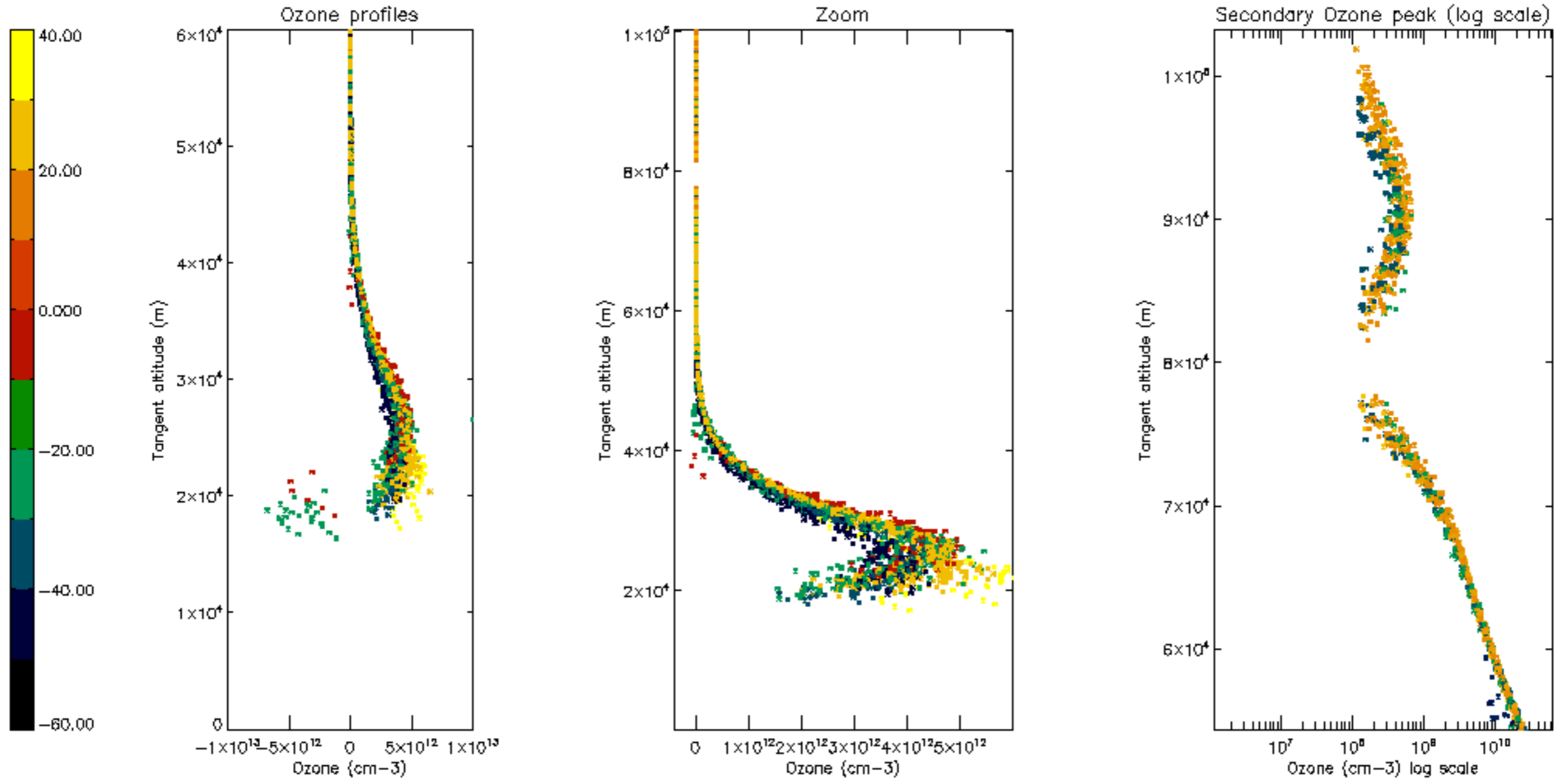
Percentage of star falling outside central band per profile

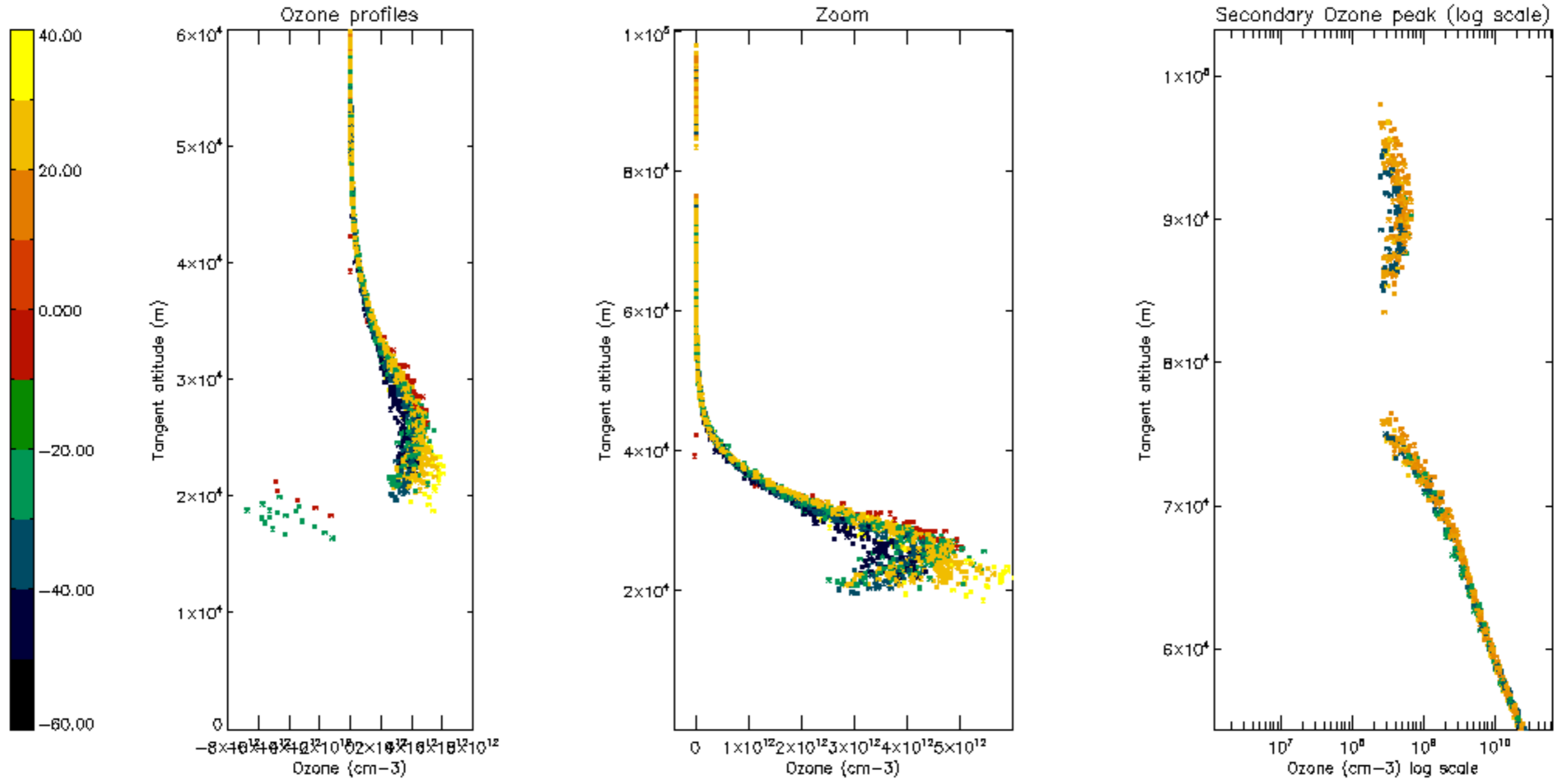


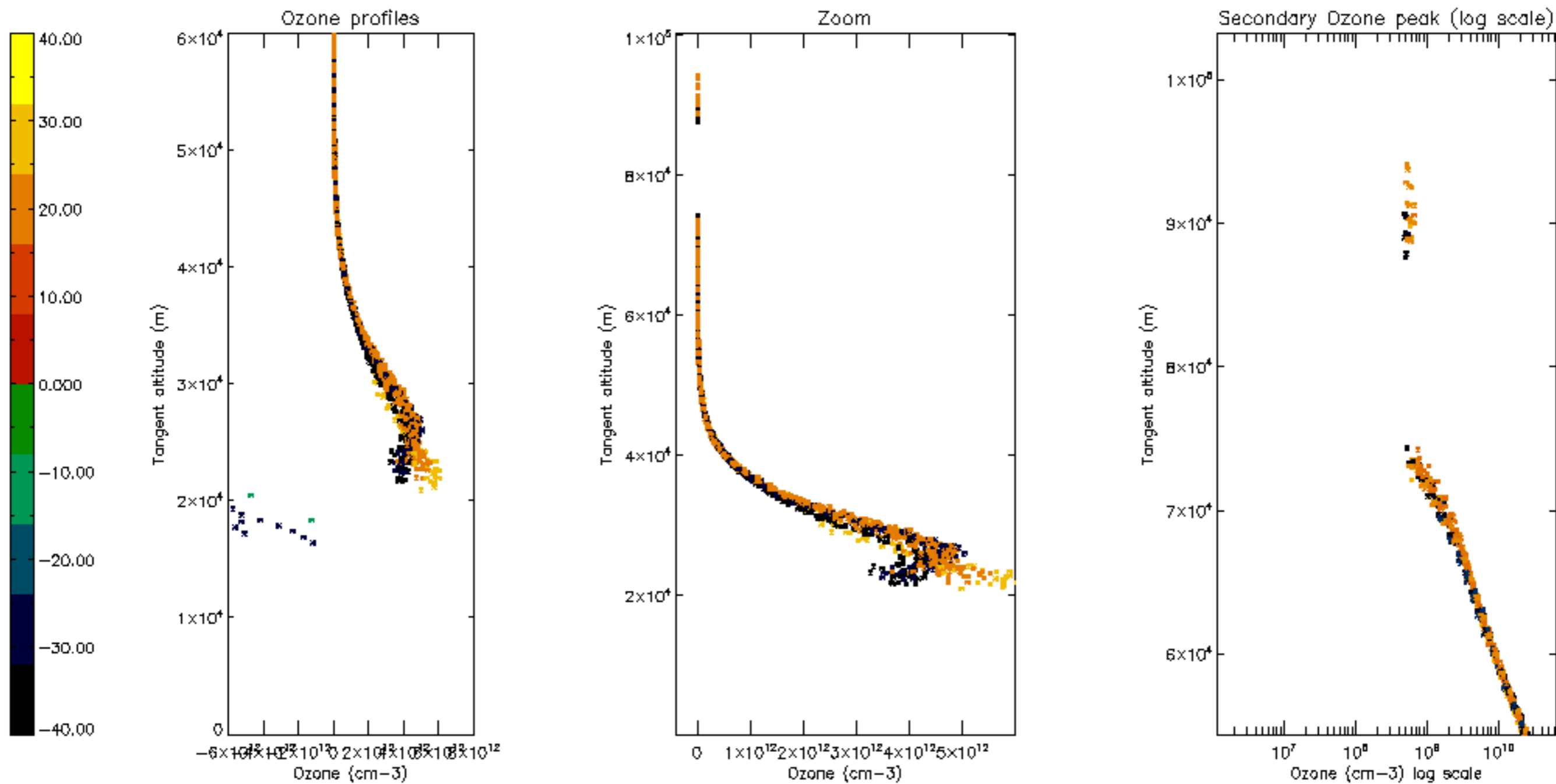
Percentage of saturation errors per profile

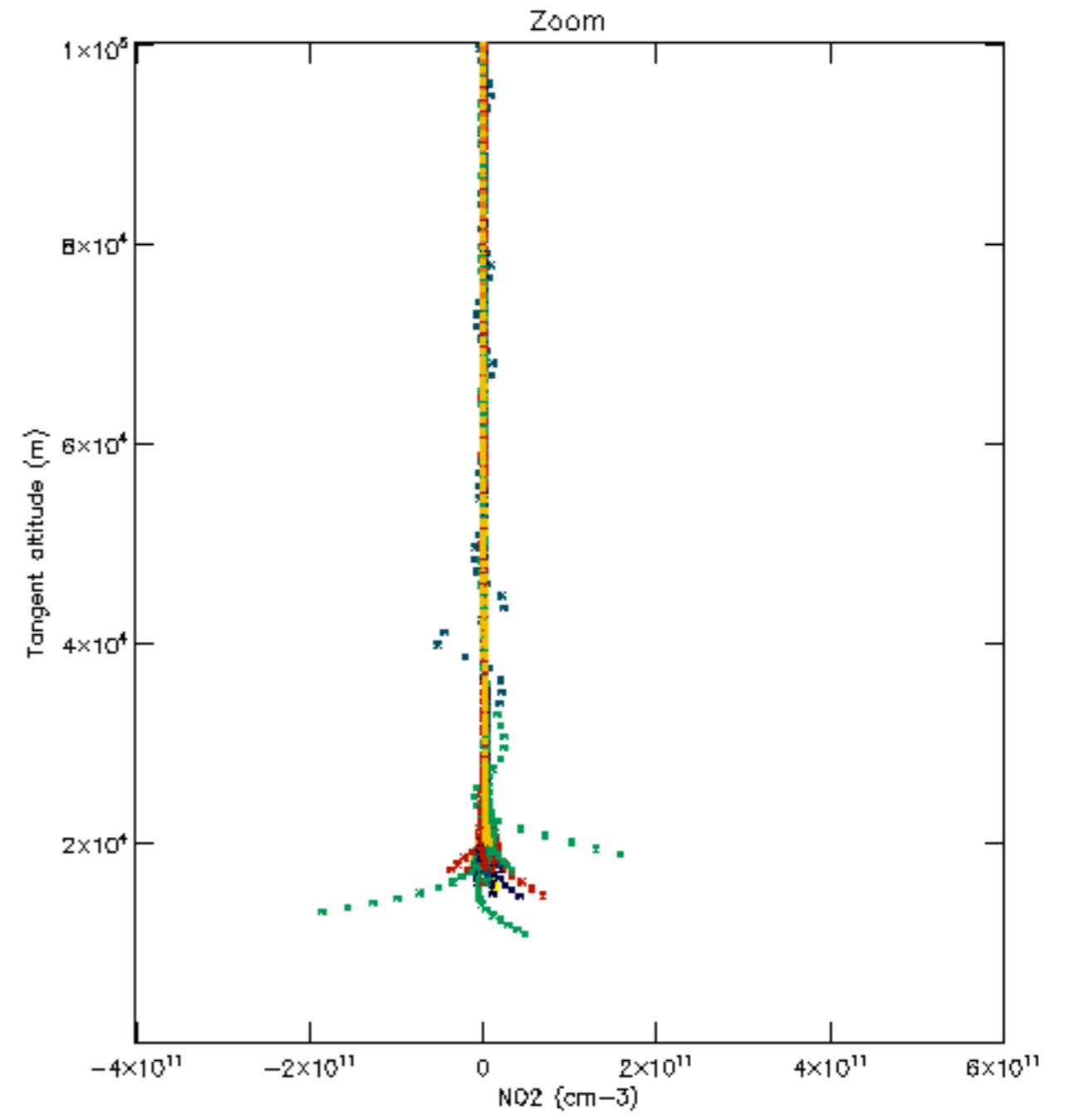
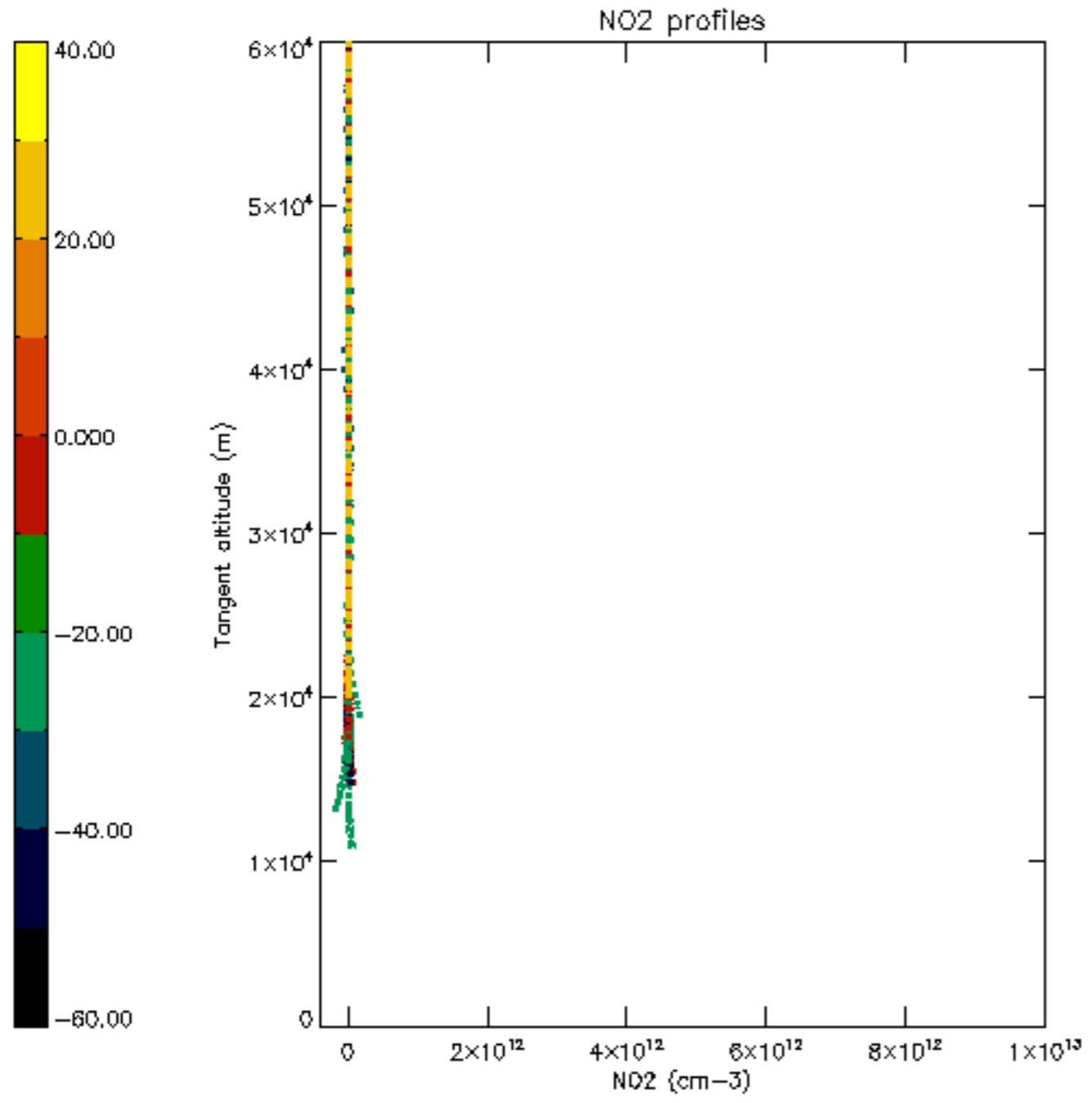


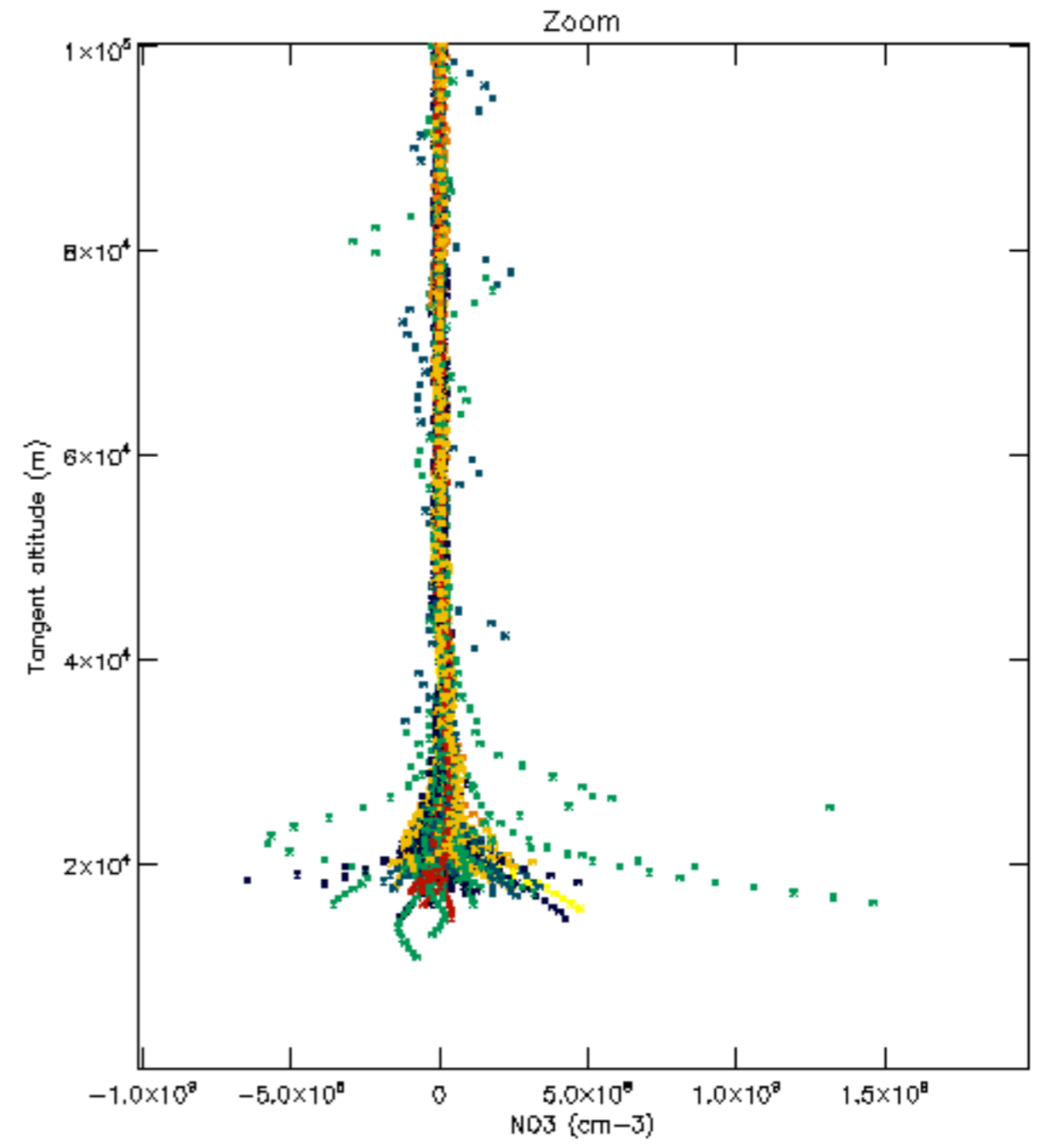
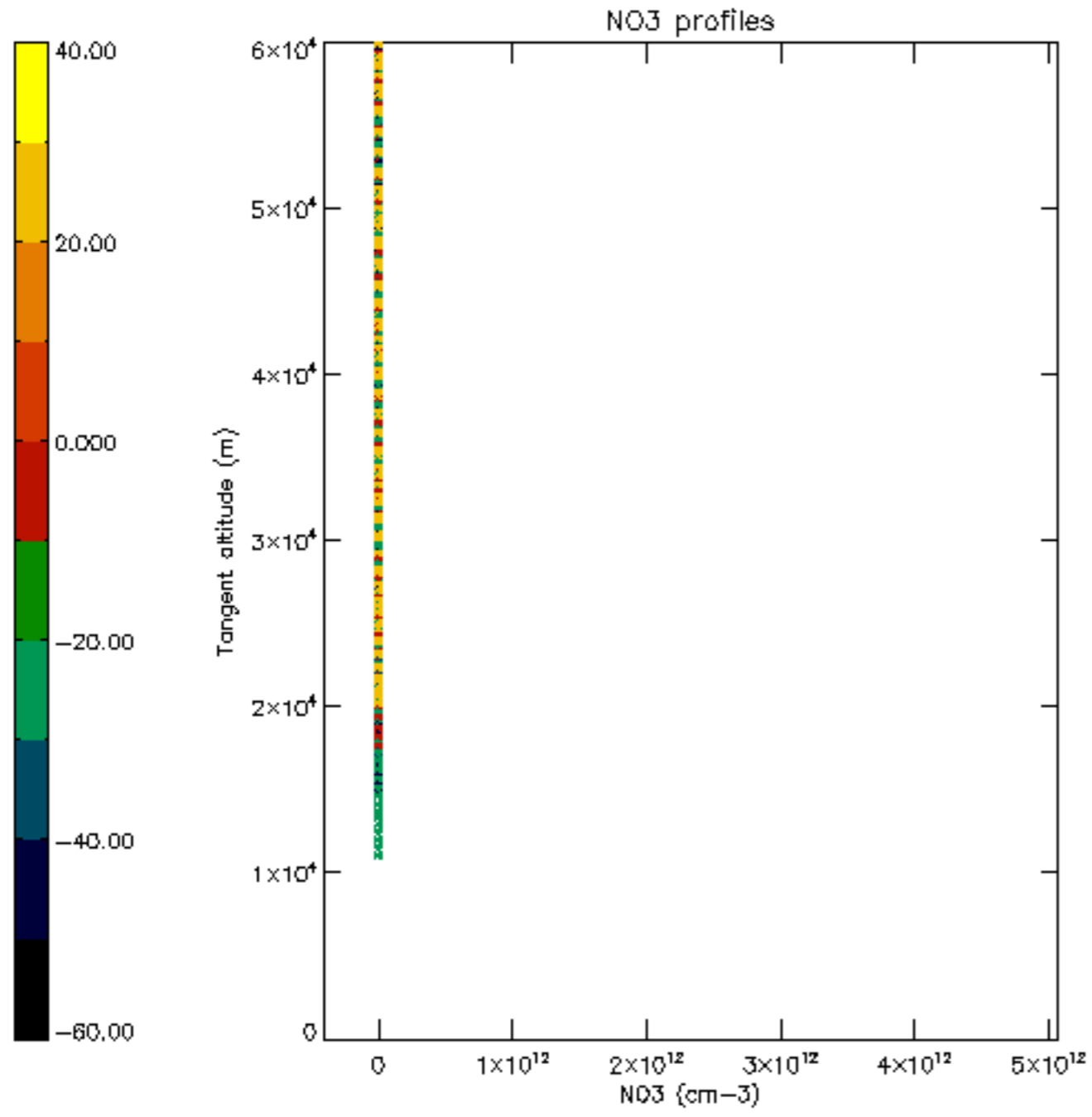


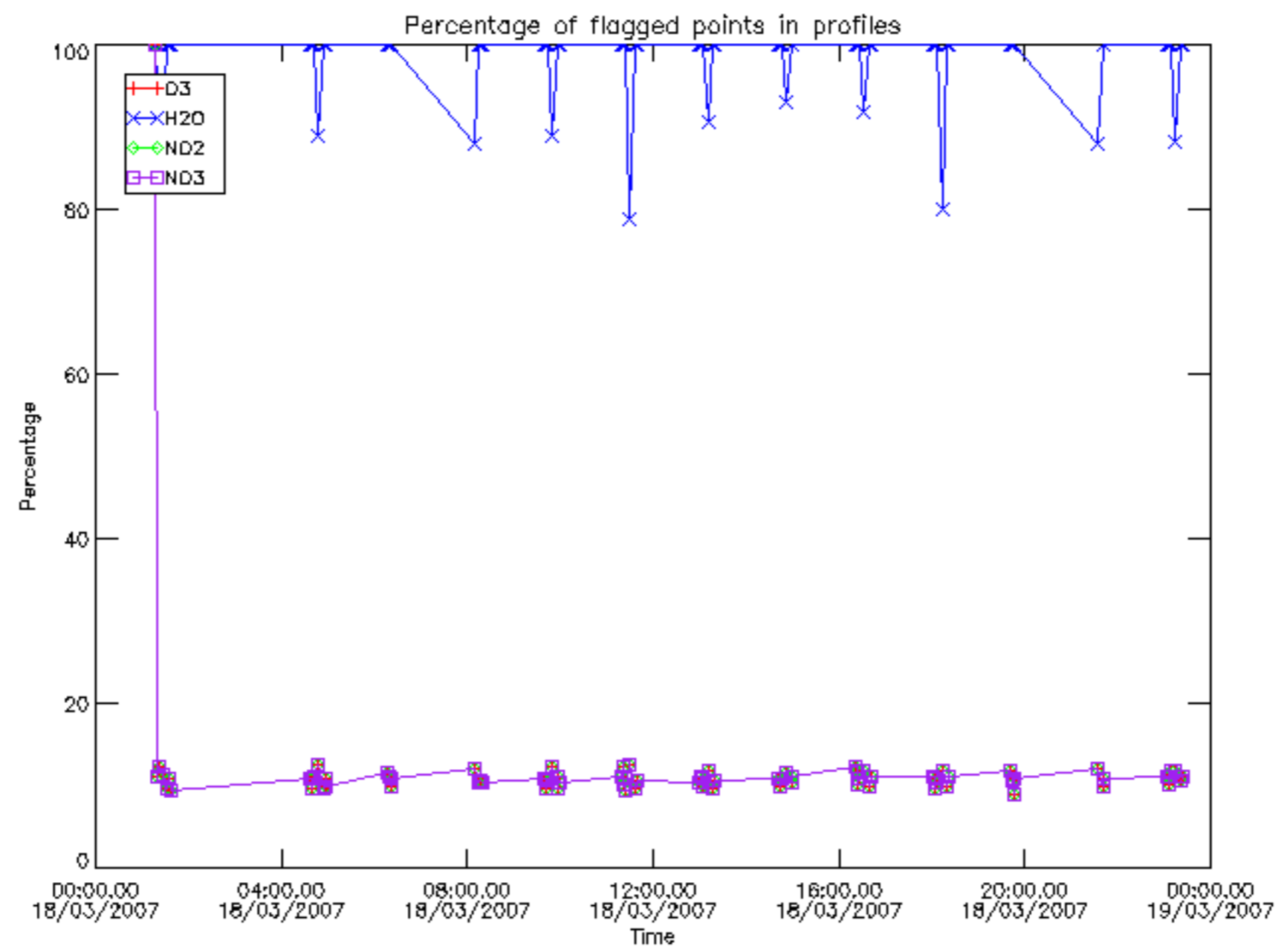




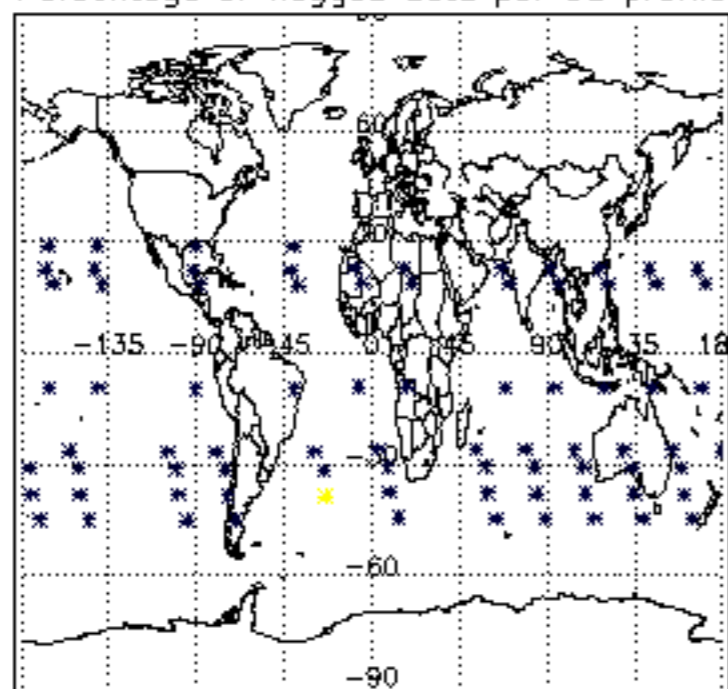




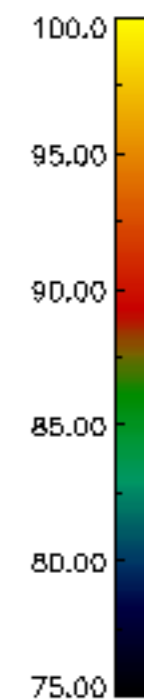
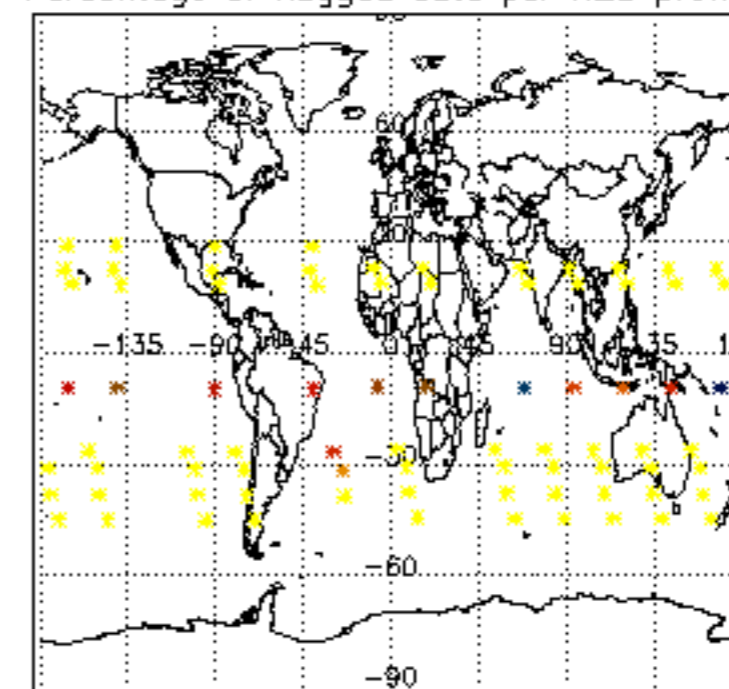




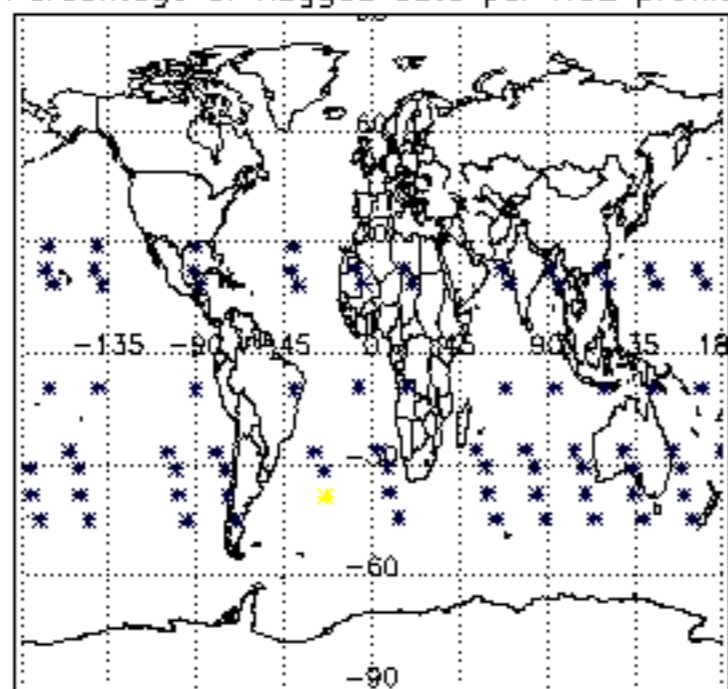
Percentage of flagged data per D3 profile



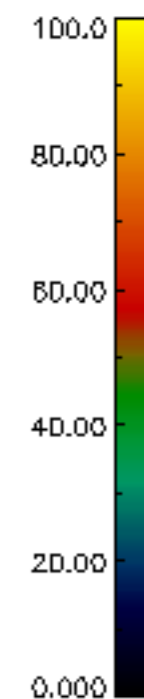
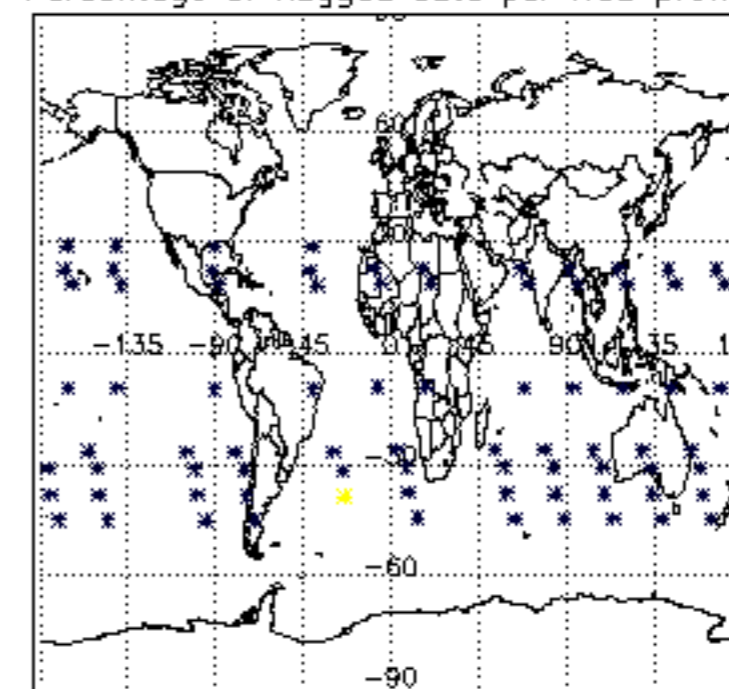
Percentage of flagged data per H2O profile

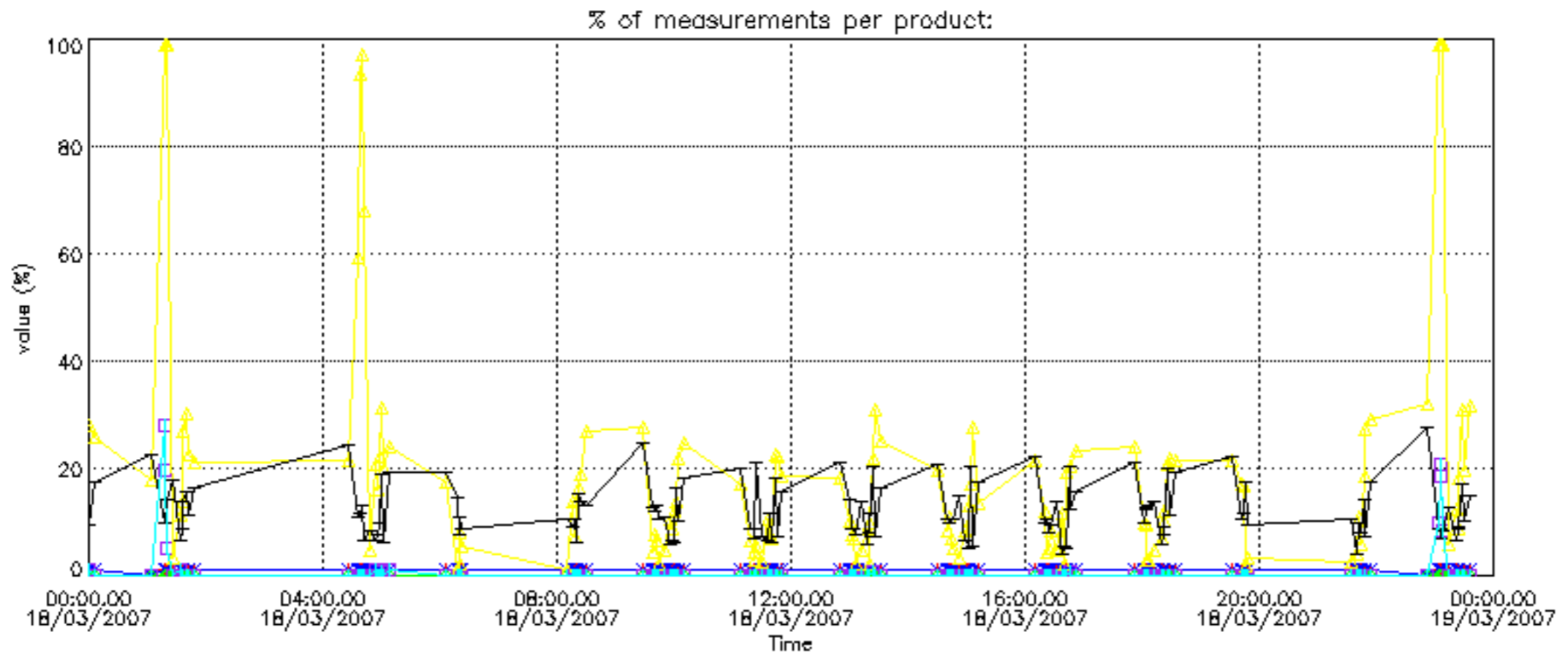


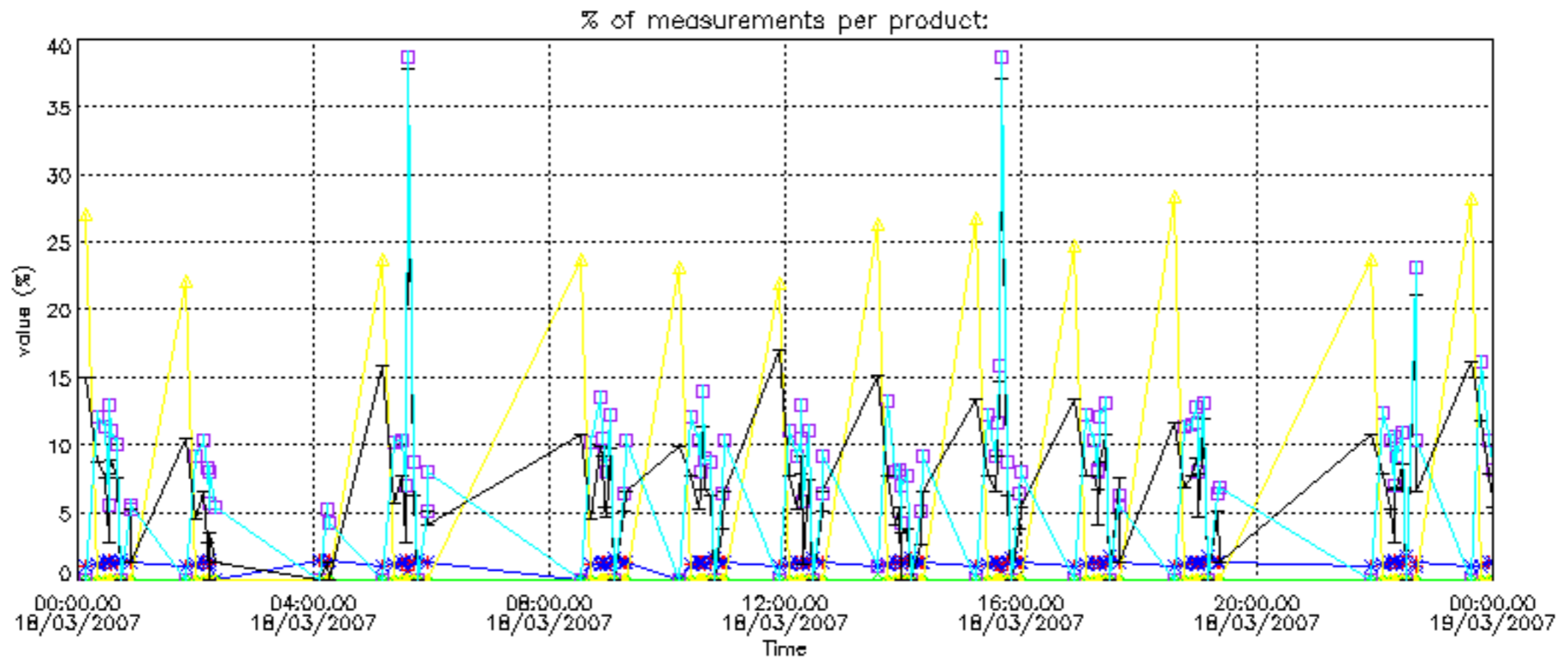
Percentage of flagged data per NO2 profile



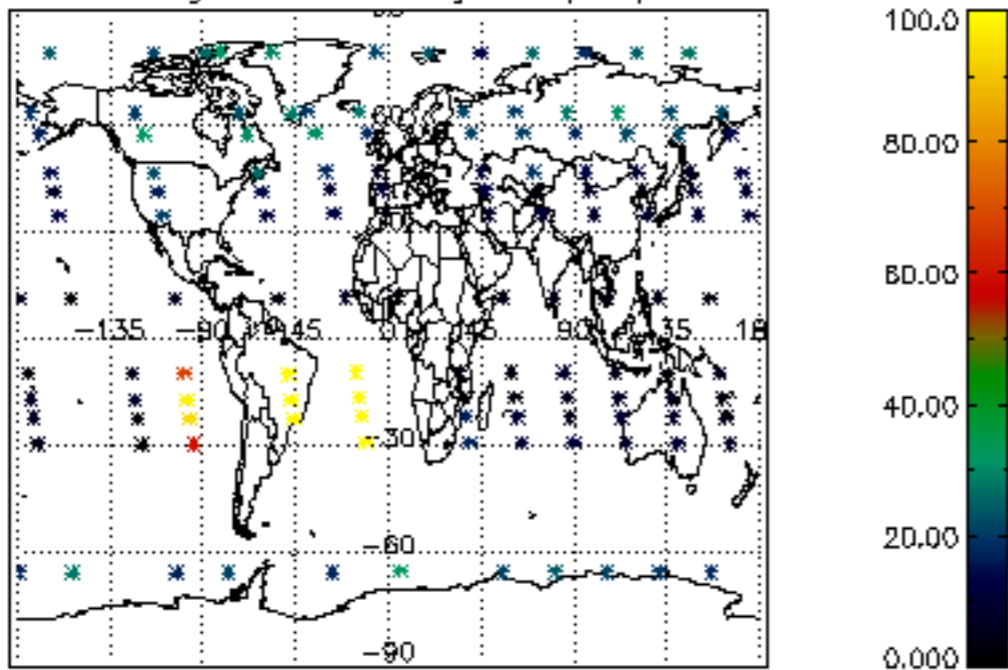
Percentage of flagged data per NO3 profile



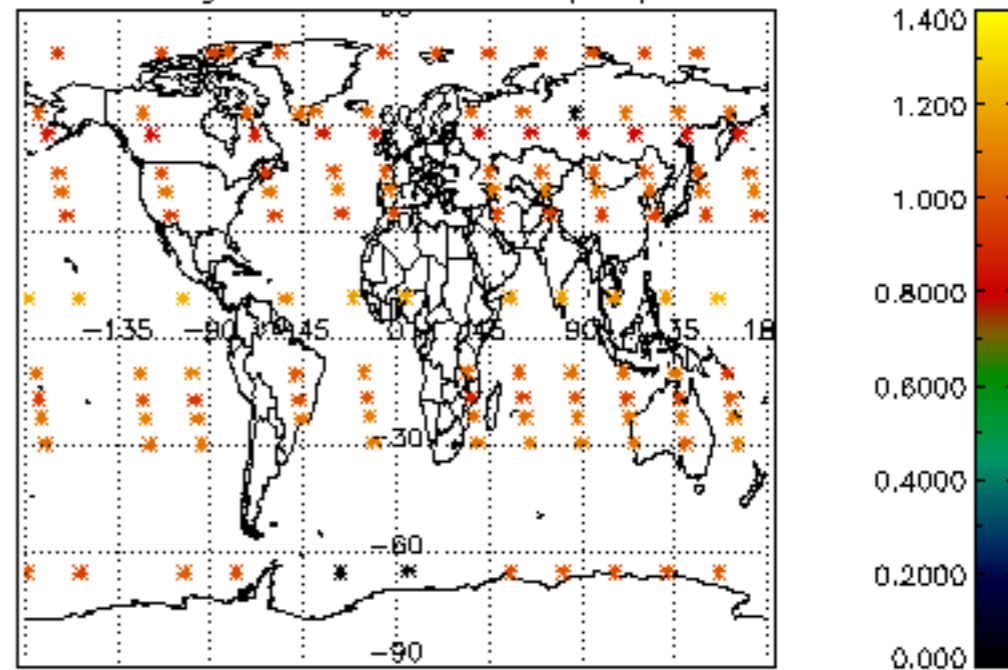




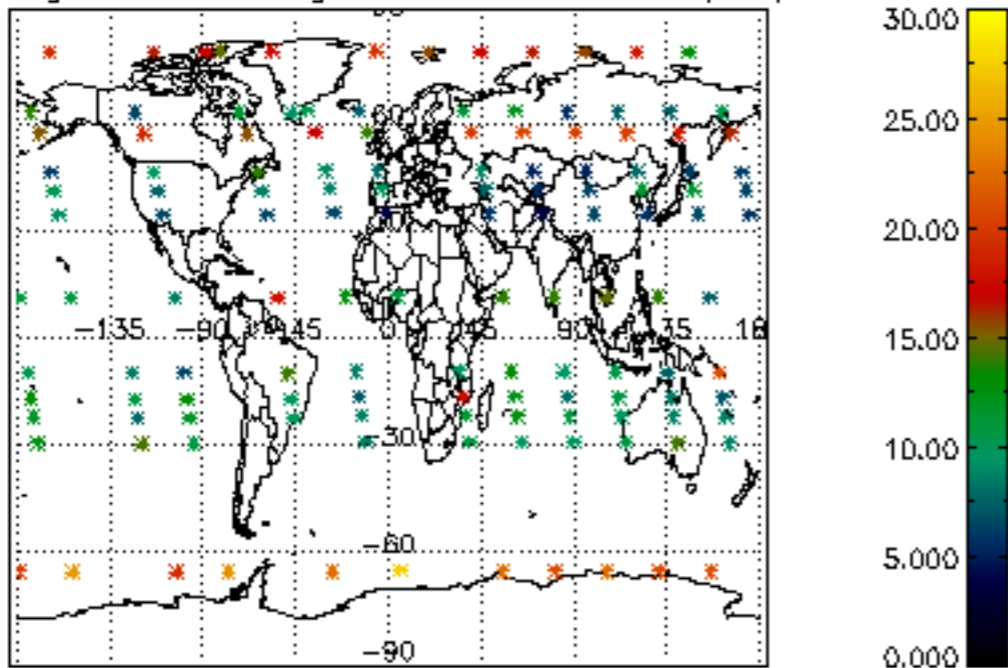
Percentage of cosmic ray hits per profile



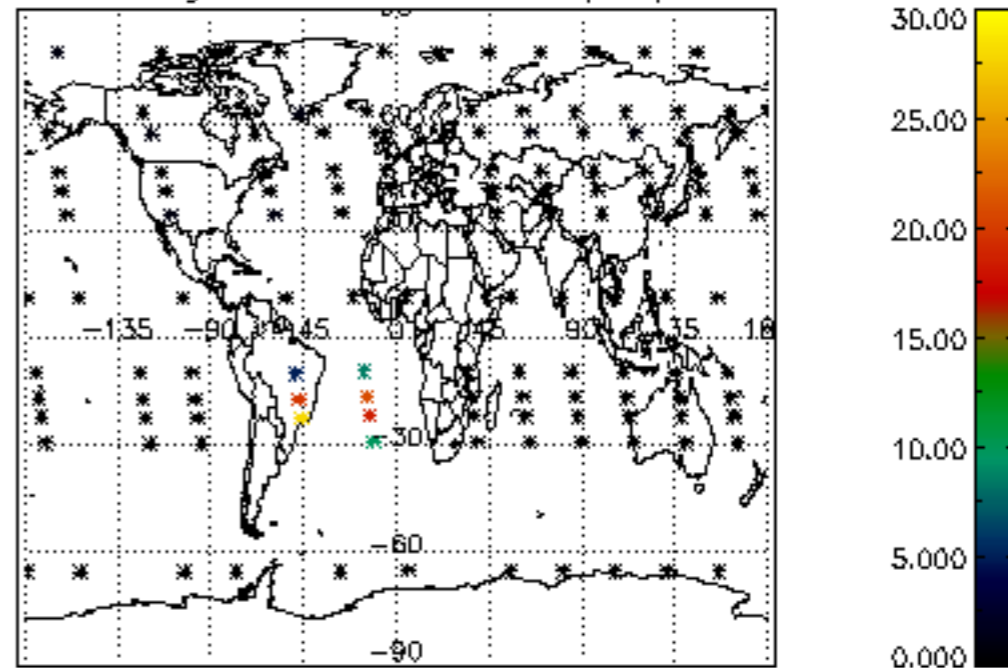
Percentage of datation errors per profile



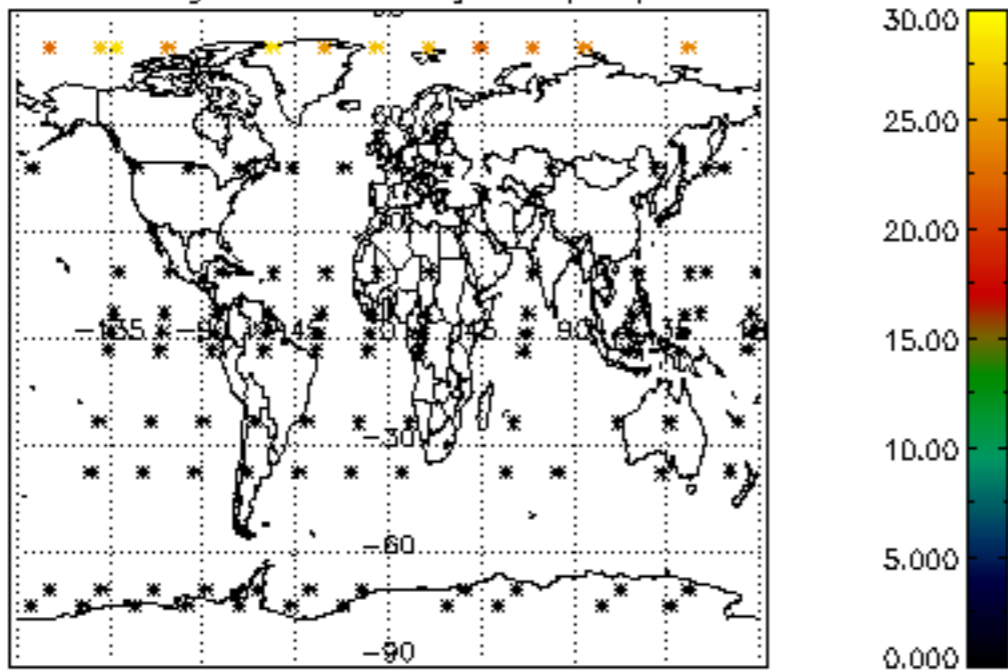
Percentage of star falling outside central band per profile



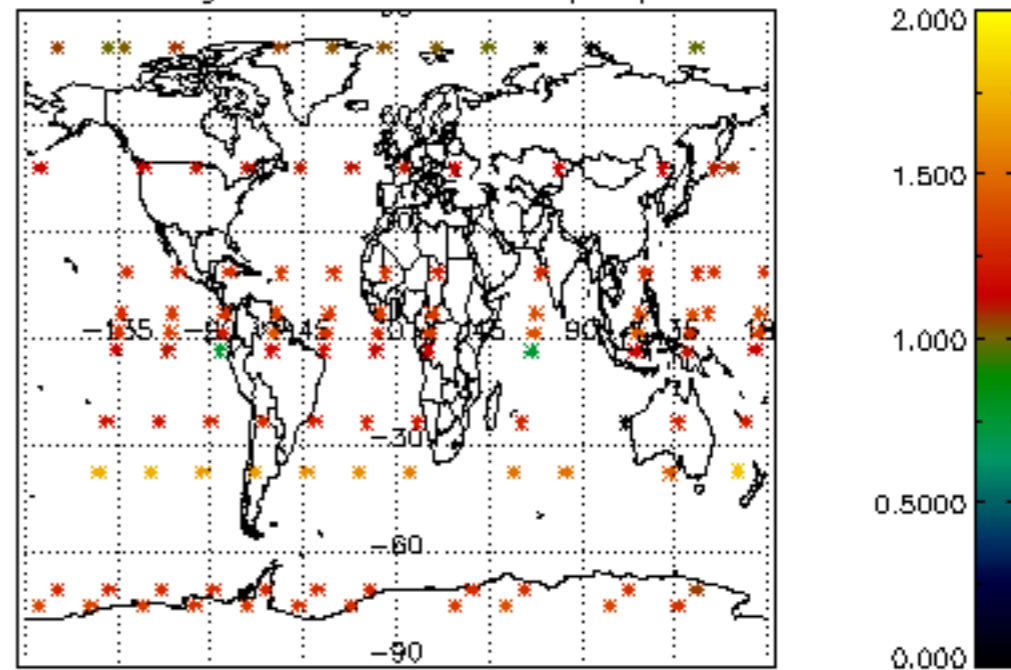
Percentage of saturation errors per profile



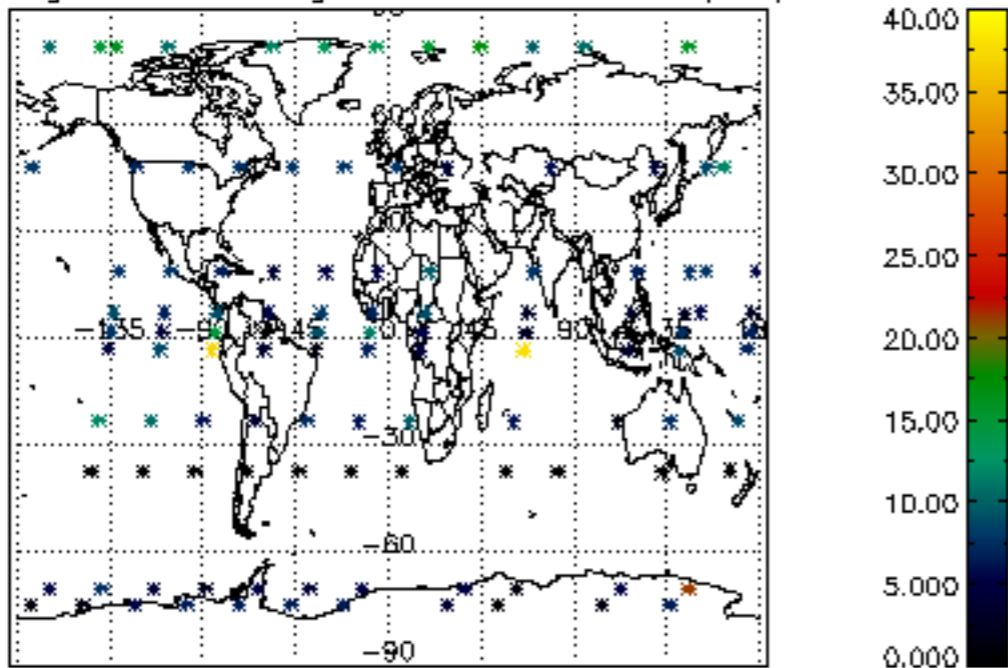
Percentage of cosmic ray hits per profile



Percentage of datation errors per profile



Percentage of star falling outside central band per profile



Percentage of saturation errors per profile

