

# GOMOS Level 2 Daily Report

## SUMMARY

### [1. General Info](#)

### [2. Summary of processed GOM\\_NL\\_2P products](#)

### [3. Level 2 Quality information per product](#)

#### [3.1 Plot of level 2 quality information per product \(time dependant\)](#)

#### [3.2 Plot of level 2 quality information per product \(world map\)](#)

### [4. Level 1 Quality information per product \(stored on level 2 products\)](#)

#### [4.1 Plot of level 1 quality information per product \(time dependant\)](#)

##### [4.1.1 Plot of level 1 quality information per product \(time dependant\): ASCENDING](#)

##### [4.1.2 Plot of level 1 quality information per product \(time dependant\): DESCENDING](#)

#### [4.2 Plot of level 1 quality information per product \(world map\)](#)

##### [4.2.1 Plot of level 1 quality information per product \(world map\): ASCENDING](#)

##### [4.2.2 Plot of level 1 quality information per product \(world map\): DESCENDING](#)

### [5. Ozone profiles based on quality statistics and other trace gas profiles](#)

#### [5.1 Ozone statistics based on quality of products](#)

#### [5.2 Plot ozone profiles for all STD \(dark without errors\)](#)

#### [5.3 Plot ozone profiles where STD < 20% \(dark without errors\)](#)

#### [5.4. Plot ozone profiles where STD < 10% \(dark without errors\)](#)

#### [5.5. Plot ozone profiles where STD < 5% \(dark without errors\)](#)

#### [5.6 Plot NO2 profiles for all STD \(dark without errors\)](#)

#### [5.7 Plot NO3 profiles for all STD \(dark without errors\)](#)

#### [5.8 Plot H2O profiles \(only for occultations of stars 1,2,3,4,13,14,16,26,63 dark without errors\) for all STD](#)

### [6. Auxiliary Data Files used for the production reported in section 2](#)

This report presents the daily analysis on parameters extracted from GOMOS level 2 data (GOM\_NL\_\_2P). It is intended to monitor some important parameters that will impact the quality of these products. A list of level 2 products (and content) that have arrived during the reporting day to the PCF is also given.

Item	Value
Time of report generation	22APR2013 17:29:26
Data source version	GOMOS/6.01
Start time of products	17-03-2007 (17MAR2007 00:00:00)
Stop time of products	18-03-2007 (18MAR2007 00:00:00)
Store outputs in DB	Yes
Nb of level 2 prods	250
Nb of prods with errors	0

## 2. Summary of processed GOM\_NL\_\_2P products.

Nr	Filename	UTC Start time	Limb	Duration	Star Id	Star Name	Star Mag	Star Temp	Nb Meas	Orbit	Prod. error
1	GOM_NL__2PRFIN20070317_000605_000000452056_00259_26365_1216.N1	17-MAR-2007 00:06:05	Dark	44.500	155	41Pi Sgr	2.9000	6600.0	89	26365	No
2	GOM_NL__2PRFIN20070317_000808_000000452056_00259_26365_1217.N1	17-MAR-2007 00:08:08	Dark	45.000	57	34Sig Sgr	2.0660	26000.	90	26365	No
3	GOM_NL__2PRFIN20070317_000932_000000512056_00259_26365_1218.N1	17-MAR-2007 00:09:32	Dark	50.500	137	22Lam Sgr	2.8240	4400.0	101	26365	No
4	GOM_NL__2PRFIN20070317_001136_000000462056_00259_26365_1219.N1	17-MAR-2007 00:11:36	Dark	46.000	38	20Eps Sgr	1.8360	11000.	92	26365	No
5	GOM_NL__2PRFIN20070317_001735_000000422056_00260_26366_1214.N1	17-MAR-2007 00:17:35	Dark	42.000	141	Bet Ara	2.8400	4600.0	84	26366	No
6	GOM_NL__2PRFIN20070317_002358_000000512056_00260_26366_1215.N1	17-MAR-2007 00:23:58	Dark	51.000	131	Gam Lup	2.8000	26000.	102	26366	No
7	GOM_NL__2PRFIN20070317_002559_000000462056_00260_26366_1216.N1	17-MAR-2007 00:25:59	Dark	46.000	78	Alp Lup	2.3040	28000.	92	26366	No
8	GOM_NL__2PRFIN20070317_002726_000000532056_00260_26366_1217.N1	17-MAR-2007 00:27:26	Dark	53.000	81	Eta Cen	2.3560	28000.	106	26366	No
9	GOM_NL__2PRFIN20070317_003033_000000482056_00260_26366_1218.N1	17-MAR-2007 00:30:33	Straylight	48.000	54	5The Cen	2.0550	4500.0	96	26366	No
10	GOM_NL__2PRFIN20070317_003222_000000502056_00260_26366_1219.N1	17-MAR-2007 00:32:22	Straylight	49.500	123	lot Cen	2.7500	10200.	99	26366	No
11	GOM_NL__2PRFIN20070317_003808_000000542056_00260_26366_1220.N1	17-MAR-2007 00:38:08	Straylight	53.500	106	9Bet Crv	2.6480	5600.0	107	26366	No
12	GOM_NL__2PRFIN20070317_004027_000000522056_00260_26366_1221.N1	17-MAR-2007 00:40:27	Twilight_stray	51.500	100	4Gam Crv	2.5800	13100.	103	26366	No
13	GOM_NL__2PRFIN20070317_005134_000000452056_00260_26366_1222.N1	17-MAR-2007 00:51:34	Bright	45.000	62	94Bet Leo	2.1360	9700.0	90	26366	No
14	GOM_NL__2PRFIN20070317_005947_000000392056_00260_26366_1223.N1	17-MAR-2007 00:59:47	Bright	38.500	174	52Psi UMa	3.0040	4400.0	77	26366	No
15	GOM_NL__2PRFIN20070317_010259_000000372056_00260_26366_1224.N1	17-MAR-2007 01:02:59	Bright	36.500	82	48Bet UMa	2.3650	10600.	73	26366	No
16	GOM_NL__2PRFIN20070317_010429_000000552056_00260_26366_1225.N1	17-MAR-2007 01:04:29	Bright	55.000	36	50Alp UMa	1.8000	6300.0	110	26366	No
17	GOM_NL__2PRFIN20070317_010601_000000442056_00260_26366_1226.N1	17-MAR-2007 01:06:01	Bright	44.000	32	77Eps UMa	1.7630	11000.	88	26366	No
18	GOM_NL__2PRFIN20070317_011132_000000392056_00260_26366_1227.N1	17-MAR-2007 01:11:32	Bright	39.000	60	7Bet UMi	2.0810	3950.0	78	26366	No
19	GOM_NL__2PRFIN20070317_011535_000000432056_00260_26366_1228.N1	17-MAR-2007 01:15:35	Bright	43.000	119	14Eta Dra	2.7270	4700.0	86	26366	No
20	GOM_NL__2PRFIN20070317_012456_000000382056_00260_26366_1229.N1	17-MAR-2007 01:24:56	Bright	38.000	144	18Del Cyg	2.8600	11000.	76	26366	No
21	GOM_NL__2PRFIN20070317_012623_000000382056_00260_26366_1230.N1	17-MAR-2007 01:26:23	Bright	37.500	66	37Gam Cyg	2.2080	5900.0	75	26366	No
22	GOM_NL__2PRFIN20070317_013629_000000522056_00260_26366_1231.N1	17-MAR-2007 01:36:29	Twilight_stray	52.000	11	53Alp Aql	0.76500	8000.0	104	26366	No
23	GOM_NL__2PRFIN20070317_014845_000000462056_00260_26366_1232.N1	17-MAR-2007 01:48:45	Dark	45.500	57	34Sig Sgr	2.0660	26000.	91	26366	No
24	GOM_NL__2PRFIN20070317_015009_000000512056_00260_26366_1233.N1	17-MAR-2007 01:50:09	Dark	51.000	137	22Lam Sgr	2.8240	4400.0	102	26366	No
25	GOM_NL__2PRFIN20070317_015213_000000472056_00260_26366_1234.N1	17-MAR-2007 01:52:13	Dark	47.000	38	20Eps Sgr	1.8360	11000.	94	26366	No
26	GOM_NL__2PRFIN20070317_015812_000000412056_00261_26367_1230.N1	17-MAR-2007 01:58:12	Dark	41.000	141	Bet Ara	2.8400	4600.0	82	26367	No
27	GOM_NL__2PRFIN20070317_020435_000000542056_00261_26367_1231.N1	17-MAR-2007 02:04:35	Dark	53.500	131	Gam Lup	2.8000	26000.	107	26367	No
28	GOM_NL__2PRFIN20070317_020635_000000472056_00261_26367_1232.N1	17-MAR-2007 02:06:35	Dark	47.000	78	Alp Lup	2.3040	28000.	94	26367	No
29	GOM_NL__2PRFIN20070317_020803_000000542056_00261_26367_1233.N1	17-MAR-2007 02:08:03	Dark	53.500	81	Eta Cen	2.3560	28000.	107	26367	No
30	GOM_NL__2PRFIN20070317_021110_000000482056_00261_26367_1234.N1	17-MAR-2007 02:11:10	Straylight	48.000	54	5The Cen	2.0550	4500.0	96	26367	No
31	GOM_NL__2PRFIN20070317_021258_000000492056_00261_26367_1235.N1	17-MAR-2007 02:12:58	Straylight	49.000	123	lot Cen	2.7500	10200.	98	26367	No
32	GOM_NL__2PRFIN20070317_021844_000000562056_00261_26367_1236.N1	17-MAR-2007 02:18:44	Straylight	55.500	106	9Bet Crv	2.6480	5600.0	111	26367	No
33	GOM_NL__2PRFIN20070317_022103_000000502056_00261_26367_1237.N1	17-MAR-2007 02:21:03	Twilight_stray	50.000	100	4Gam Crv	2.5800	13100.	100	26367	No
34	GOM_NL__2PRFIN20070317_023210_000000462056_00261_26367_1238.N1	17-MAR-2007 02:32:10	Bright	45.500	62	94Bet Leo	2.1360	9700.0	91	26367	No
35	GOM_NL__2PRFIN20070317_024023_000000402056_00261_26367_1239.N1	17-MAR-2007 02:40:23	Bright	40.000	174	52Psi UMa	3.0040	4400.0	80	26367	No
36	GOM_NL__2PRFIN20070317_024335_000000372056_00261_26367_1240.N1	17-MAR-2007 02:43:35	Bright	37.000	82	48Bet UMa	2.3650	10600.	74	26367	No
37	GOM_NL__2PRFIN20070317_024504_000000402056_00261_26367_1241.N1	17-MAR-2007 02:45:04	Bright	39.500	36	50Alp UMa	1.8000	6300.0	79	26367	No
38	GOM_NL__2PRFIN20070317_024636_000000462056_00261_26367_1242.N1	17-MAR-2007 02:46:36	Bright	46.000	32	77Eps UMa	1.7630	11000.	92	26367	No
39	GOM_NL__2PRFIN20070317_025208_000000362056_00261_26367_1243.N1	17-MAR-2007 02:52:08	Bright	36.000	60	7Bet UMi	2.0810	3950.0	72	26367	No
40	GOM_NL__2PRFIN20070317_025610_000000432056_00261_26367_1244.N1	17-MAR-2007 02:56:10	Bright	43.000	119	14Eta Dra	2.7270	4700.0	86	26367	No
41	GOM_NL__2PRFIN20070317_030531_000000382056_00261_26367_1245.N1	17-MAR-2007 03:05:31	Bright	38.000	144	18Del Cyg	2.8600	11000.	76	26367	No
42	GOM_NL__2PRFIN20070317_030659_000000362056_00261_26367_1246.N1	17-MAR-2007 03:06:59	Bright	36.000	66	37Gam Cyg	2.2080	5900.0	72	26367	No

43	GOM_NL__2PRFIN20070317_031705_000000482056_00261_26367_1247.N1	17-MAR-2007 03:17:05	Twilight	48.000	11	53Alp Aql	0.76500	8000.0	96	26367	No
44	GOM_NL__2PRFIN20070317_032719_000000472056_00261_26367_1248.N1	17-MAR-2007 03:27:19	Dark	47.000	155	41Pi Sgr	2.9000	6600.0	94	26367	No
45	GOM_NL__2PRFIN20070317_033046_000000522056_00261_26367_1249.N1	17-MAR-2007 03:30:46	Dark	52.000	137	22Lam Sgr	2.8240	4400.0	104	26367	No
46	GOM_NL__2PRFIN20070317_033250_000000482056_00261_26367_1250.N1	17-MAR-2007 03:32:50	Dark	47.500	38	20Eps Sgr	1.8360	11000.	95	26367	No
47	GOM_NL__2PRFIN20070317_033848_000000412056_00262_26368_1241.N1	17-MAR-2007 03:38:48	Dark	41.000	141	Bet Ara	2.8400	4600.0	82	26368	No
48	GOM_NL__2PRFIN20070317_034512_000000522056_00262_26368_1242.N1	17-MAR-2007 03:45:12	Dark	51.500	131	Gam Lup	2.8000	26000.	103	26368	No
49	GOM_NL__2PRFIN20070317_034712_000000482056_00262_26368_1243.N1	17-MAR-2007 03:47:12	Dark	48.000	78	Alp Lup	2.3040	28000.	96	26368	No
50	GOM_NL__2PRFIN20070317_034840_000000512056_00262_26368_1244.N1	17-MAR-2007 03:48:40	Dark	51.000	81	Eta Cen	2.3560	28000.	102	26368	No
51	GOM_NL__2PRFIN20070317_035147_000000512056_00262_26368_1245.N1	17-MAR-2007 03:51:47	Straylight	51.000	54	5The Cen	2.0550	4500.0	102	26368	No
52	GOM_NL__2PRFIN20070317_035335_000000492056_00262_26368_1246.N1	17-MAR-2007 03:53:35	Straylight	48.500	123	lot Cen	2.7500	10200.	97	26368	No
53	GOM_NL__2PRFIN20070317_035921_000000552056_00262_26368_1247.N1	17-MAR-2007 03:59:21	Straylight	54.500	106	9Bet Crv	2.6480	5600.0	109	26368	No
54	GOM_NL__2PRFIN20070317_040139_000000512056_00262_26368_1248.N1	17-MAR-2007 04:01:39	Twilight	50.500	100	4Gam Crv	2.5800	13100.	101	26368	No
55	GOM_NL__2PRFIN20070317_041246_000000462056_00262_26368_1249.N1	17-MAR-2007 04:12:46	Bright	45.500	62	94Bet Leo	2.1360	9700.0	91	26368	No
56	GOM_NL__2PRFIN20070317_042059_000000382056_00262_26368_1250.N1	17-MAR-2007 04:20:59	Bright	38.000	174	52Psi UMa	3.0040	4400.0	76	26368	No
57	GOM_NL__2PRFIN20070317_042410_000000362056_00262_26368_1251.N1	17-MAR-2007 04:24:10	Bright	36.000	82	48Bet UMa	2.3650	10600.	72	26368	No
58	GOM_NL__2PRFIN20070317_042540_000000392056_00262_26368_1252.N1	17-MAR-2007 04:25:40	Bright	39.000	36	50Alp UMa	1.8000	6300.0	78	26368	No
59	GOM_NL__2PRFIN20070317_042712_000000442056_00262_26368_1253.N1	17-MAR-2007 04:27:12	Bright	44.000	32	77Eps UMa	1.7630	11000.	88	26368	No
60	GOM_NL__2PRFIN20070317_043243_000000422056_00262_26368_1254.N1	17-MAR-2007 04:32:43	Bright	42.000	60	7Bet UMi	2.0810	3950.0	84	26368	No
61	GOM_NL__2PRFIN20070317_043646_000000422056_00262_26368_1255.N1	17-MAR-2007 04:36:46	Bright	42.000	119	14Eta Dra	2.7270	4700.0	84	26368	No
62	GOM_NL__2PRFIN20070317_044607_000000392056_00262_26368_1256.N1	17-MAR-2007 04:46:07	Bright	38.500	144	18Del Cyg	2.8600	11000.	77	26368	No
63	GOM_NL__2PRFIN20070317_044735_000000372056_00262_26368_1257.N1	17-MAR-2007 04:47:35	Bright	36.500	66	37Gam Cyg	2.2080	5900.0	73	26368	No
64	GOM_NL__2PRFIN20070317_045741_000000502056_00262_26368_1258.N1	17-MAR-2007 04:57:41	Twilight	50.000	11	53Alp Aql	0.76500	8000.0	100	26368	No
65	GOM_NL__2PRFIN20070317_050755_000000472056_00262_26368_1259.N1	17-MAR-2007 05:07:55	Dark	46.500	155	41Pi Sgr	2.9000	6600.0	93	26368	No
66	GOM_NL__2PRFIN20070317_050958_000000462056_00262_26368_1260.N1	17-MAR-2007 05:09:58	Dark	45.500	57	34Sig Sgr	2.0660	26000.	91	26368	No
67	GOM_NL__2PRFIN20070317_051123_000000532056_00262_26368_1261.N1	17-MAR-2007 05:11:23	Dark	52.500	137	22Lam Sgr	2.8240	4400.0	105	26368	No
68	GOM_NL__2PRFIN20070317_051327_000000552056_00262_26368_1262.N1	17-MAR-2007 05:13:27	Dark	55.000	38	20Eps Sgr	1.8360	11000.	110	26368	No
69	GOM_NL__2PRFIN20070317_070001_000000412056_00264_26370_1272.N1	17-MAR-2007 07:00:01	Dark	41.000	141	Bet Ara	2.8400	4600.0	82	26370	No
70	GOM_NL__2PRFIN20070317_070626_000000522056_00264_26370_1273.N1	17-MAR-2007 07:06:26	Dark	52.000	131	Gam Lup	2.8000	26000.	104	26370	No
71	GOM_NL__2PRFIN20070317_070826_000000482056_00264_26370_1274.N1	17-MAR-2007 07:08:26	Dark	47.500	78	Alp Lup	2.3040	28000.	95	26370	No
72	GOM_NL__2PRFIN20070317_070953_000000502056_00264_26370_1275.N1	17-MAR-2007 07:09:53	Dark	50.000	81	Eta Cen	2.3560	28000.	100	26370	No
73	GOM_NL__2PRFIN20070317_071300_000000532056_00264_26370_1276.N1	17-MAR-2007 07:13:00	Straylight	53.000	54	5The Cen	2.0550	4500.0	106	26370	No
74	GOM_NL__2PRFIN20070317_071448_000000482056_00264_26370_1277.N1	17-MAR-2007 07:14:48	Straylight	47.500	123	lot Cen	2.7500	10200.	95	26370	No
75	GOM_NL__2PRFIN20070317_072033_000000542056_00264_26370_1278.N1	17-MAR-2007 07:20:33	Straylight	53.500	106	9Bet Crv	2.6480	5600.0	107	26370	No
76	GOM_NL__2PRFIN20070317_072251_000000492056_00264_26370_1279.N1	17-MAR-2007 07:22:51	Twilight	49.000	100	4Gam Crv	2.5800	13100.	98	26370	No
77	GOM_NL__2PRFIN20070317_073357_000000452056_00264_26370_1280.N1	17-MAR-2007 07:33:57	Bright	44.500	62	94Bet Leo	2.1360	9700.0	89	26370	No
78	GOM_NL__2PRFIN20070317_074210_000000392056_00264_26370_1281.N1	17-MAR-2007 07:42:10	Bright	39.000	174	52Psi UMa	3.0040	4400.0	78	26370	No
79	GOM_NL__2PRFIN20070317_074522_000000372056_00264_26370_1282.N1	17-MAR-2007 07:45:22	Bright	36.500	82	48Bet UMa	2.3650	10600.	73	26370	No
80	GOM_NL__2PRFIN20070317_074652_000000372056_00264_26370_1283.N1	17-MAR-2007 07:46:52	Bright	37.000	36	50Alp UMa	1.8000	6300.0	74	26370	No
81	GOM_NL__2PRFIN20070317_074822_000000432056_00264_26370_1284.N1	17-MAR-2007 07:48:22	Bright	43.000	32	77Eps UMa	1.7630	11000.	86	26370	No
82	GOM_NL__2PRFIN20070317_075355_000000392056_00264_26370_1285.N1	17-MAR-2007 07:53:55	Bright	39.000	60	7Bet UMi	2.0810	3950.0	78	26370	No
83	GOM_NL__2PRFIN20070317_075756_000000412056_00264_26370_1286.N1	17-MAR-2007 07:57:56	Bright	41.000	119	14Eta Dra	2.7270	4700.0	82	26370	No
84	GOM_NL__2PRFIN20070317_080719_000000392056_00264_26370_1287.N1	17-MAR-2007 08:07:19	Bright	38.500	144	18Del Cyg	2.8600	11000.	77	26370	No
85	GOM_NL__2PRFIN20070317_080847_000000362056_00264_26370_1288.N1	17-MAR-2007 08:08:47	Bright	35.500	66	37Gam Cyg	2.2080	5900.0	71	26370	No
86	GOM_NL__2PRFIN20070317_081854_000000512056_00264_26370_1289.N1	17-MAR-2007 08:18:54	Twilight	51.000	11	53Alp Aql	0.76500	8000.0	102	26370	No
87	GOM_NL__2PRFIN20070317_082909_000000492056_00264_26370_1290.N1	17-MAR-2007 08:29:09	Dark	48.500	155	41Pi Sgr	2.9000	6600.0	97	26370	No
88	GOM_NL__2PRFIN20070317_083112_000000482056_00264_26370_1291.N1	17-MAR-2007 08:31:12	Dark	47.500	57	34Sig Sgr	2.0660	26000.	95	26370	No
89	GOM_NL__2PRFIN20070317_083237_000000522056_00264_26370_1292.N1	17-MAR-2007 08:32:37	Dark	51.500	137	22Lam Sgr	2.8240	4400.0	103	26370	No
90	GOM_NL__2PRFIN20070317_083441_000000482056_00264_26370_1293.N1	17-MAR-2007 08:34:41	Dark	48.000	38	20Eps Sgr	1.8360	11000.	96	26370	No
91	GOM_NL__2PRFIN20070317_084038_000000422056_00265_26371_1288.N1	17-MAR-2007 08:40:38	Dark	41.500	141	Bet Ara	2.8400	4600.0	83	26371	No
92	GOM_NL__2PRFIN20070317_084703_000000522056_00265_26371_1289.N1	17-MAR-2007 08:47:03	Dark	51.500	131	Gam Lup	2.8000	26000.	103	26371	No
93	GOM_NL__2PRFIN20070317_084902_000000482056_00265_26371_1290.N1	17-MAR-2007 08:49:02	Dark	47.500	78	Alp Lup	2.3040	28000.	95	26371	No
94	GOM_NL__2PRFIN20070317_085030_000000512056_00265_26371_1291.N1	17-MAR-2007 08:50:30	Dark	50.500	81	Eta Cen	2.3560	28000.	101	26371	No
95	GOM_NL__2PRFIN20070317_085337_000000532056_00265_26371_1292.N1	17-MAR-2007 08:53:37	Straylight	53.000	54	5The Cen	2.0550	4500.0	106	26371	No
96	GOM_NL__2PRFIN20070317_085525_000000482056_00265_26371_1293.N1	17-MAR-2007 08:55:25	Straylight	48.000	123	lot Cen	2.7500	10200.	96	26371	No
97	GOM_NL__2PRFIN20070317_090109_000000522056_00265_26371_1294.N1	17-MAR-2007 09:01:09	Straylight	52.000	106	9Bet Crv	2.6480	5600.0	104	26371	No
98	GOM_NL__2PRFIN20070317_090327_000000482056_00265_26371_1295.N1	17-MAR-2007 09:03:27	Twilight	48.000	100	4Gam Crv	2.5800	13100.	96	26371	No
99	GOM_NL__2PRFIN20070317_091432_000000462056_00265_26371_1296.N1	17-MAR-2007 09:14:32	Bright	45.500	62	94Bet Leo	2.1360	9700.0	91	26371	No
100	GOM_NL__2PRFIN20070317_092246_000000402056_00265_26371_1297.N1	17-MAR-2007 09:22:46	Bright	40.000	174	52Psi UMa	3.0040	4400.0	80	26371	No
101	GOM_NL__2PRFIN20070317_092558_000000372056_00265_26371_1298.N1	17-MAR-2007 09:25:58	Bright	36.500	82	48Bet UMa	2.3650	10600.	73	26371	No

102	GOM_NL__2PRFIN20070317_092727_000000382056_00265_26371_1299.N1	17-MAR-2007 09:27:27	Bright	38.000	36	50Alp UMa	1.8000	6300.0	76	26371	No
103	GOM_NL__2PRFIN20070317_092858_000000442056_00265_26371_1300.N1	17-MAR-2007 09:28:58	Bright	44.000	32	77Eps UMa	1.7630	11000.	88	26371	No
104	GOM_NL__2PRFIN20070317_093430_000000412056_00265_26371_1301.N1	17-MAR-2007 09:34:30	Bright	40.500	60	7Bet UMi	2.0810	3950.0	81	26371	No
105	GOM_NL__2PRFIN20070317_093832_000000412056_00265_26371_1302.N1	17-MAR-2007 09:38:32	Bright	41.000	119	14Eta Dra	2.7270	4700.0	82	26371	No
106	GOM_NL__2PRFIN20070317_094755_000000382056_00265_26371_1303.N1	17-MAR-2007 09:47:55	Bright	38.000	144	18Del Cyg	2.8600	11000.	76	26371	No
107	GOM_NL__2PRFIN20070317_094923_000000382056_00265_26371_1304.N1	17-MAR-2007 09:49:23	Bright	38.000	66	37Gam Cyg	2.2080	5900.0	76	26371	No
108	GOM_NL__2PRFIN20070317_095931_000000532056_00265_26371_1305.N1	17-MAR-2007 09:59:31	Twilight	52.500	11	53Alp Aql	0.76500	8000.0	105	26371	No
109	GOM_NL__2PRFIN20070317_100946_000000462056_00265_26371_1306.N1	17-MAR-2007 10:09:46	Dark	45.500	155	41Pi Sgr	2.9000	6600.0	91	26371	No
110	GOM_NL__2PRFIN20070317_101149_000000462056_00265_26371_1307.N1	17-MAR-2007 10:11:49	Dark	45.500	57	34Sig Sgr	2.0660	26000.	91	26371	No
111	GOM_NL__2PRFIN20070317_101314_000000512056_00265_26371_1308.N1	17-MAR-2007 10:13:14	Dark	51.000	137	22Lam Sgr	2.8240	4400.0	102	26371	No
112	GOM_NL__2PRFIN20070317_101518_000000472056_00265_26371_1309.N1	17-MAR-2007 10:15:18	Dark	46.500	38	20Eps Sgr	1.8360	11000.	93	26371	No
113	GOM_NL__2PRFIN20070317_102115_000000432056_00266_26372_1306.N1	17-MAR-2007 10:21:15	Dark	42.500	141	Bet Ara	2.8400	4600.0	85	26372	No
114	GOM_NL__2PRFIN20070317_102740_000000522056_00266_26372_1307.N1	17-MAR-2007 10:27:40	Dark	51.500	131	Gam Lup	2.8000	26000.	103	26372	No
115	GOM_NL__2PRFIN20070317_102939_000000472056_00266_26372_1308.N1	17-MAR-2007 10:29:39	Dark	46.500	78	Alp Lup	2.3040	28000.	93	26372	No
116	GOM_NL__2PRFIN20070317_103107_000000532056_00266_26372_1309.N1	17-MAR-2007 10:31:07	Dark	52.500	81	Eta Cen	2.3560	28000.	105	26372	No
117	GOM_NL__2PRFIN20070317_103414_000000552056_00266_26372_1310.N1	17-MAR-2007 10:34:14	Straylight	55.000	54	5The Cen	2.0550	4500.0	110	26372	No
118	GOM_NL__2PRFIN20070317_103601_000000492056_00266_26372_1311.N1	17-MAR-2007 10:36:01	Straylight	49.000	123	lot Cen	2.7500	10200.	98	26372	No
119	GOM_NL__2PRFIN20070317_104145_000000532056_00266_26372_1312.N1	17-MAR-2007 10:41:45	Straylight	52.500	106	9Bet Crv	2.6480	5600.0	105	26372	No
120	GOM_NL__2PRFIN20070317_104403_000000482056_00266_26372_1313.N1	17-MAR-2007 10:44:03	Twilight	48.000	100	4Gam Crv	2.5800	13100.	96	26372	No
121	GOM_NL__2PRFIN20070317_105508_000000442056_00266_26372_1314.N1	17-MAR-2007 10:55:08	Bright	44.000	62	94Bet Leo	2.1360	9700.0	88	26372	No
122	GOM_NL__2PRFIN20070317_110321_000000572056_00266_26372_1315.N1	17-MAR-2007 11:03:21	Bright	57.000	174	52Psi UMa	3.0040	4400.0	114	26372	No
123	GOM_NL__2PRFIN20070317_110633_000000382056_00266_26372_1316.N1	17-MAR-2007 11:06:33	Bright	37.500	82	48Bet UMa	2.3650	10600.	75	26372	No
124	GOM_NL__2PRFIN20070317_110803_000000552056_00266_26372_1317.N1	17-MAR-2007 11:08:03	Bright	55.000	36	50Alp UMa	1.8000	6300.0	110	26372	No
125	GOM_NL__2PRFIN20070317_110933_000000432056_00266_26372_1318.N1	17-MAR-2007 11:09:33	Bright	43.000	32	77Eps UMa	1.7630	11000.	86	26372	No
126	GOM_NL__2PRFIN20070317_111506_000000402056_00266_26372_1319.N1	17-MAR-2007 11:15:06	Bright	40.000	60	7Bet UMi	2.0810	3950.0	80	26372	No
127	GOM_NL__2PRFIN20070317_111907_000000402056_00266_26372_1320.N1	17-MAR-2007 11:19:07	Bright	40.000	119	14Eta Dra	2.7270	4700.0	80	26372	No
128	GOM_NL__2PRFIN20070317_112831_000000392056_00266_26372_1321.N1	17-MAR-2007 11:28:31	Bright	39.000	144	18Del Cyg	2.8600	11000.	78	26372	No
129	GOM_NL__2PRFIN20070317_112959_000000362056_00266_26372_1322.N1	17-MAR-2007 11:29:59	Bright	36.000	66	37Gam Cyg	2.2080	5900.0	72	26372	No
130	GOM_NL__2PRFIN20070317_114007_000000502056_00266_26372_1323.N1	17-MAR-2007 11:40:07	Twilight	50.000	11	53Alp Aql	0.76500	8000.0	100	26372	No
131	GOM_NL__2PRFIN20070317_115022_000000452056_00266_26372_1324.N1	17-MAR-2007 11:50:22	Dark	44.500	155	41Pi Sgr	2.9000	6600.0	89	26372	No
132	GOM_NL__2PRFIN20070317_115225_000000532056_00266_26372_1325.N1	17-MAR-2007 11:52:25	Dark	52.500	57	34Sig Sgr	2.0660	26000.	105	26372	No
133	GOM_NL__2PRFIN20070317_115351_000000492056_00266_26372_1326.N1	17-MAR-2007 11:53:51	Dark	49.000	137	22Lam Sgr	2.8240	4400.0	98	26372	No
134	GOM_NL__2PRFIN20070317_115554_000000482056_00266_26372_1327.N1	17-MAR-2007 11:55:54	Dark	47.500	38	20Eps Sgr	1.8360	11000.	95	26372	No
135	GOM_NL__2PRFIN20070317_120151_000000412056_00267_26373_1319.N1	17-MAR-2007 12:01:51	Dark	40.500	141	Bet Ara	2.8400	4600.0	81	26373	No
136	GOM_NL__2PRFIN20070317_120817_000000542056_00267_26373_1320.N1	17-MAR-2007 12:08:17	Dark	54.000	131	Gam Lup	2.8000	26000.	108	26373	No
137	GOM_NL__2PRFIN20070317_121016_000000472056_00267_26373_1321.N1	17-MAR-2007 12:10:16	Dark	46.500	78	Alp Lup	2.3040	28000.	93	26373	No
138	GOM_NL__2PRFIN20070317_121144_000000502056_00267_26373_1322.N1	17-MAR-2007 12:11:44	Dark	50.000	81	Eta Cen	2.3560	28000.	100	26373	No
139	GOM_NL__2PRFIN20070317_121450_000000552056_00267_26373_1323.N1	17-MAR-2007 12:14:50	Straylight	55.000	54	5The Cen	2.0550	4500.0	110	26373	No
140	GOM_NL__2PRFIN20070317_121637_000000492056_00267_26373_1324.N1	17-MAR-2007 12:16:37	Straylight	48.500	123	lot Cen	2.7500	10200.	97	26373	No
141	GOM_NL__2PRFIN20070317_122221_000000502056_00267_26373_1325.N1	17-MAR-2007 12:22:21	Straylight	50.000	106	9Bet Crv	2.6480	5600.0	100	26373	No
142	GOM_NL__2PRFIN20070317_122439_000000462056_00267_26373_1326.N1	17-MAR-2007 12:24:39	Twilight	45.500	100	4Gam Crv	2.5800	13100.	91	26373	No
143	GOM_NL__2PRFIN20070317_123543_000000462056_00267_26373_1327.N1	17-MAR-2007 12:35:43	Bright	46.000	62	94Bet Leo	2.1360	9700.0	92	26373	No
144	GOM_NL__2PRFIN20070317_124357_000000392056_00267_26373_1328.N1	17-MAR-2007 12:43:57	Bright	39.000	174	52Psi UMa	3.0040	4400.0	78	26373	No
145	GOM_NL__2PRFIN20070317_124709_000000392056_00267_26373_1329.N1	17-MAR-2007 12:47:09	Bright	38.500	82	48Bet UMa	2.3650	10600.	77	26373	No
146	GOM_NL__2PRFIN20070317_124839_000000402056_00267_26373_1330.N1	17-MAR-2007 12:48:39	Bright	39.500	36	50Alp UMa	1.8000	6300.0	79	26373	No
147	GOM_NL__2PRFIN20070317_125008_000000502056_00267_26373_1331.N1	17-MAR-2007 12:50:08	Bright	50.000	32	77Eps UMa	1.7630	11000.	100	26373	No
148	GOM_NL__2PRFIN20070317_125541_000000592056_00267_26373_1332.N1	17-MAR-2007 12:55:41	Bright	59.000	60	7Bet UMi	2.0810	3950.0	118	26373	No
149	GOM_NL__2PRFIN20070317_125942_000000402056_00267_26373_1333.N1	17-MAR-2007 12:59:42	Bright	40.000	119	14Eta Dra	2.7270	4700.0	80	26373	No
150	GOM_NL__2PRFIN20070317_130907_000000592056_00267_26373_1334.N1	17-MAR-2007 13:09:07	Bright	59.000	144	18Del Cyg	2.8600	11000.	118	26373	No
151	GOM_NL__2PRFIN20070317_131035_000000372056_00267_26373_1335.N1	17-MAR-2007 13:10:35	Bright	36.500	66	37Gam Cyg	2.2080	5900.0	73	26373	No
152	GOM_NL__2PRFIN20070317_132043_000000502056_00267_26373_1336.N1	17-MAR-2007 13:20:43	Twilight	50.000	11	53Alp Aql	0.76500	8000.0	100	26373	No
153	GOM_NL__2PRFIN20070317_133059_000000452056_00267_26373_1337.N1	17-MAR-2007 13:30:59	Dark	45.000	155	41Pi Sgr	2.9000	6600.0	90	26373	No
154	GOM_NL__2PRFIN20070317_133302_000000462056_00267_26373_1338.N1	17-MAR-2007 13:33:02	Dark	45.500	57	34Sig Sgr	2.0660	26000.	91	26373	No
155	GOM_NL__2PRFIN20070317_133428_000000512056_00267_26373_1339.N1	17-MAR-2007 13:34:28	Dark	51.000	137	22Lam Sgr	2.8240	4400.0	102	26373	No
156	GOM_NL__2PRFIN20070317_133631_000000472056_00267_26373_1340.N1	17-MAR-2007 13:36:31	Dark	47.000	38	20Eps Sgr	1.8360	11000.	94	26373	No
157	GOM_NL__2PRFIN20070317_134228_000000422056_00268_26374_1344.N1	17-MAR-2007 13:42:28	Dark	41.500	141	Bet Ara	2.8400	4600.0	83	26374	No
158	GOM_NL__2PRFIN20070317_134854_000000542056_00268_26374_1345.N1	17-MAR-2007 13:48:54	Dark	54.000	131	Gam Lup	2.8000	26000.	108	26374	No
159	GOM_NL__2PRFIN20070317_135053_000000472056_00268_26374_1346.N1	17-MAR-2007 13:50:53	Dark	47.000	78	Alp Lup	2.3040	28000.	94	26374	No
160	GOM_NL__2PRFIN20070317_135220_000000492056_00268_26374_1347.N1	17-MAR-2007 13:52:20	Dark	48.500	81	Eta Cen	2.3560	28000.	97	26374	No



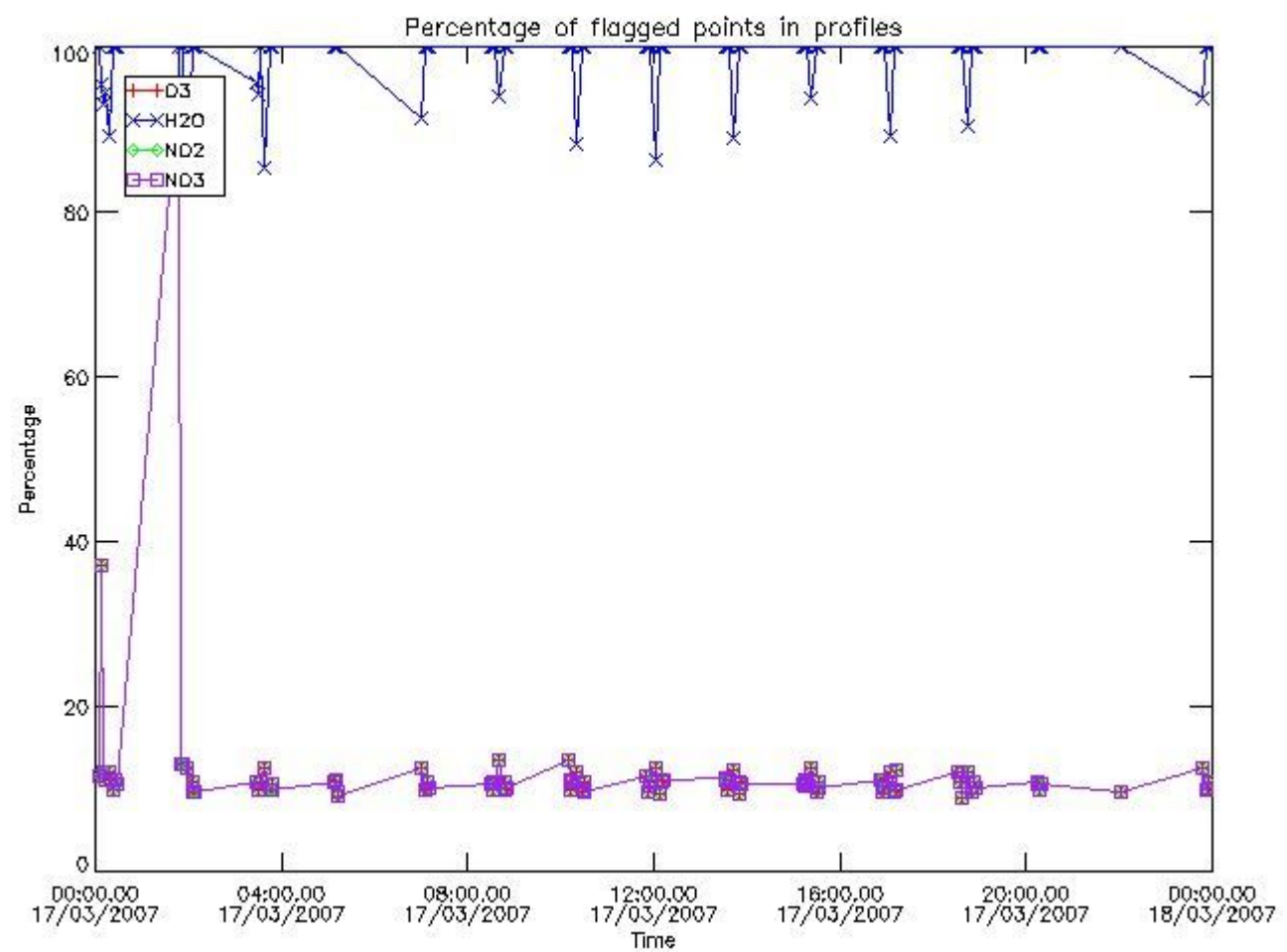
161	GOM_NL__2PRFIN20070317_135527_000000582056_00268_26374_1348.N1	17-MAR-2007 13:55:27	Straylight	58.000	54	5The Cen	2.0550	4500.0	116	26374	No
162	GOM_NL__2PRFIN20070317_135714_000000492056_00268_26374_1349.N1	17-MAR-2007 13:57:14	Straylight	48.500	123	lot Cen	2.7500	10200.	97	26374	No
163	GOM_NL__2PRFIN20070317_140258_000000512056_00268_26374_1350.N1	17-MAR-2007 14:02:58	Straylight	50.500	106	9Bet Crv	2.6480	5600.0	101	26374	No
164	GOM_NL__2PRFIN20070317_140515_000000492056_00268_26374_1351.N1	17-MAR-2007 14:05:15	Tw_i_and_stray	49.000	100	4Gam Crv	2.5800	13100.	98	26374	No
165	GOM_NL__2PRFIN20070317_141618_000000472056_00268_26374_1352.N1	17-MAR-2007 14:16:18	Bright	46.500	62	94Bet Leo	2.1360	9700.0	93	26374	No
166	GOM_NL__2PRFIN20070317_142433_000000382056_00268_26374_1353.N1	17-MAR-2007 14:24:33	Bright	37.500	174	52Psi UMa	3.0040	4400.0	75	26374	No
167	GOM_NL__2PRFIN20070317_142744_000000362056_00268_26374_1354.N1	17-MAR-2007 14:27:44	Bright	35.500	82	48Bet UMa	2.3650	10600.	71	26374	No
168	GOM_NL__2PRFIN20070317_142914_000000362056_00268_26374_1355.N1	17-MAR-2007 14:29:14	Bright	35.500	36	50Alp UMa	1.8000	6300.0	71	26374	No
169	GOM_NL__2PRFIN20070317_143043_000000452056_00268_26374_1356.N1	17-MAR-2007 14:30:43	Bright	44.500	32	77Eps UMa	1.7630	11000.	89	26374	No
170	GOM_NL__2PRFIN20070317_143617_000000412056_00268_26374_1357.N1	17-MAR-2007 14:36:17	Bright	41.000	60	7Bet UMi	2.0810	3950.0	82	26374	No
171	GOM_NL__2PRFIN20070317_144018_000000382056_00268_26374_1358.N1	17-MAR-2007 14:40:18	Bright	38.000	119	14Eta Dra	2.7270	4700.0	76	26374	No
172	GOM_NL__2PRFIN20070317_144943_000000452056_00268_26374_1359.N1	17-MAR-2007 14:49:43	Bright	44.500	144	18Del Cyg	2.8600	11000.	89	26374	No
173	GOM_NL__2PRFIN20070317_145111_000000382056_00268_26374_1360.N1	17-MAR-2007 14:51:11	Bright	37.500	66	37Gam Cyg	2.2080	5900.0	75	26374	No
174	GOM_NL__2PRFIN20070317_150120_000000512056_00268_26374_1361.N1	17-MAR-2007 15:01:20	Tw_i_and_stray	51.000	11	53Alp Aql	0.76500	8000.0	102	26374	No
175	GOM_NL__2PRFIN20070317_151136_000000492056_00268_26374_1362.N1	17-MAR-2007 15:11:36	Dark	48.500	155	41Pi Sgr	2.9000	6600.0	97	26374	No
176	GOM_NL__2PRFIN20070317_151339_000000462056_00268_26374_1363.N1	17-MAR-2007 15:13:39	Dark	46.000	57	34Sig Sgr	2.0660	26000.	92	26374	No
177	GOM_NL__2PRFIN20070317_151505_000000502056_00268_26374_1364.N1	17-MAR-2007 15:15:05	Dark	49.500	137	22Lam Sgr	2.8240	4400.0	99	26374	No
178	GOM_NL__2PRFIN20070317_151708_000000482056_00268_26374_1365.N1	17-MAR-2007 15:17:08	Dark	47.500	38	20Eps Sgr	1.8360	11000.	95	26374	No
179	GOM_NL__2PRFIN20070317_152304_000000412056_00269_26375_1359.N1	17-MAR-2007 15:23:04	Dark	40.500	141	Bet Ara	2.8400	4600.0	81	26375	No
180	GOM_NL__2PRFIN20070317_152931_000000532056_00269_26375_1360.N1	17-MAR-2007 15:29:31	Dark	53.000	131	Gam Lup	2.8000	26000.	106	26375	No
181	GOM_NL__2PRFIN20070317_153129_000000472056_00269_26375_1361.N1	17-MAR-2007 15:31:29	Dark	47.000	78	Alp Lup	2.3040	28000.	94	26375	No
182	GOM_NL__2PRFIN20070317_153257_000000512056_00269_26375_1362.N1	17-MAR-2007 15:32:57	Dark	50.500	81	Eta Cen	2.3560	28000.	101	26375	No
183	GOM_NL__2PRFIN20070317_153604_000000582056_00269_26375_1363.N1	17-MAR-2007 15:36:04	Straylight	58.000	54	5The Cen	2.0550	4500.0	116	26375	No
184	GOM_NL__2PRFIN20070317_153750_000000502056_00269_26375_1364.N1	17-MAR-2007 15:37:50	Straylight	49.500	123	lot Cen	2.7500	10200.	99	26375	No
185	GOM_NL__2PRFIN20070317_154334_000000542056_00269_26375_1365.N1	17-MAR-2007 15:43:34	Straylight	53.500	106	9Bet Crv	2.6480	5600.0	107	26375	No
186	GOM_NL__2PRFIN20070317_154551_000000502056_00269_26375_1366.N1	17-MAR-2007 15:45:51	Tw_i_and_stray	49.500	100	4Gam Crv	2.5800	13100.	99	26375	No
187	GOM_NL__2PRFIN20070317_155654_000000462056_00269_26375_1367.N1	17-MAR-2007 15:56:54	Bright	46.000	62	94Bet Leo	2.1360	9700.0	92	26375	No
188	GOM_NL__2PRFIN20070317_160508_000000402056_00269_26375_1368.N1	17-MAR-2007 16:05:08	Bright	40.000	174	52Psi UMa	3.0040	4400.0	80	26375	No
189	GOM_NL__2PRFIN20070317_160820_000000382056_00269_26375_1369.N1	17-MAR-2007 16:08:20	Bright	37.500	82	48Bet UMa	2.3650	10600.	75	26375	No
190	GOM_NL__2PRFIN20070317_160950_000000392056_00269_26375_1370.N1	17-MAR-2007 16:09:50	Bright	38.500	36	50Alp UMa	1.8000	6300.0	77	26375	No
191	GOM_NL__2PRFIN20070317_161119_000000442056_00269_26375_1371.N1	17-MAR-2007 16:11:19	Bright	43.500	32	77Eps UMa	1.7630	11000.	87	26375	No
192	GOM_NL__2PRFIN20070317_161652_000000412056_00269_26375_1372.N1	17-MAR-2007 16:16:52	Bright	41.000	60	7Bet UMi	2.0810	3950.0	82	26375	No
193	GOM_NL__2PRFIN20070317_162053_000000382056_00269_26375_1373.N1	17-MAR-2007 16:20:53	Bright	38.000	119	14Eta Dra	2.7270	4700.0	76	26375	No
194	GOM_NL__2PRFIN20070317_163019_000000392056_00269_26375_1374.N1	17-MAR-2007 16:30:19	Bright	39.000	144	18Del Cyg	2.8600	11000.	78	26375	No
195	GOM_NL__2PRFIN20070317_163147_000000392056_00269_26375_1375.N1	17-MAR-2007 16:31:47	Bright	38.500	66	37Gam Cyg	2.2080	5900.0	77	26375	No
196	GOM_NL__2PRFIN20070317_164156_000000532056_00269_26375_1376.N1	17-MAR-2007 16:41:56	Tw_i_and_stray	53.000	11	53Alp Aql	0.76500	8000.0	106	26375	No
197	GOM_NL__2PRFIN20070317_165213_000000462056_00269_26375_1377.N1	17-MAR-2007 16:52:13	Dark	46.000	155	41Pi Sgr	2.9000	6600.0	92	26375	No
198	GOM_NL__2PRFIN20070317_165416_000000462056_00269_26375_1378.N1	17-MAR-2007 16:54:16	Dark	46.000	57	34Sig Sgr	2.0660	26000.	92	26375	No
199	GOM_NL__2PRFIN20070317_165542_000000542056_00269_26375_1379.N1	17-MAR-2007 16:55:42	Dark	53.500	137	22Lam Sgr	2.8240	4400.0	107	26375	No
200	GOM_NL__2PRFIN20070317_165745_000000502056_00269_26375_1380.N1	17-MAR-2007 16:57:45	Dark	50.000	38	20Eps Sgr	1.8360	11000.	100	26375	No
201	GOM_NL__2PRFIN20070317_170341_000000422056_00270_26376_1369.N1	17-MAR-2007 17:03:41	Dark	42.000	141	Bet Ara	2.8400	4600.0	84	26376	No
202	GOM_NL__2PRFIN20070317_171008_000000532056_00270_26376_1370.N1	17-MAR-2007 17:10:08	Dark	53.000	131	Gam Lup	2.8000	26000.	106	26376	No
203	GOM_NL__2PRFIN20070317_171206_000000462056_00270_26376_1371.N1	17-MAR-2007 17:12:06	Dark	46.000	78	Alp Lup	2.3040	28000.	92	26376	No
204	GOM_NL__2PRFIN20070317_171334_000000522056_00270_26376_1372.N1	17-MAR-2007 17:13:34	Dark	51.500	81	Eta Cen	2.3560	28000.	103	26376	No
205	GOM_NL__2PRFIN20070317_171640_000000602056_00270_26376_1373.N1	17-MAR-2007 17:16:40	Straylight	60.000	54	5The Cen	2.0550	4500.0	120	26376	No
206	GOM_NL__2PRFIN20070317_171827_000000512056_00270_26376_1374.N1	17-MAR-2007 17:18:27	Straylight	51.000	123	lot Cen	2.7500	10200.	102	26376	No
207	GOM_NL__2PRFIN20070317_172410_000000552056_00270_26376_1375.N1	17-MAR-2007 17:24:10	Straylight	55.000	106	9Bet Crv	2.6480	5600.0	110	26376	No
208	GOM_NL__2PRFIN20070317_172628_000000512056_00270_26376_1376.N1	17-MAR-2007 17:26:28	Tw_i_and_stray	50.500	100	4Gam Crv	2.5800	13100.	101	26376	No
209	GOM_NL__2PRFIN20070317_173730_000000452056_00270_26376_1377.N1	17-MAR-2007 17:37:30	Bright	44.500	62	94Bet Leo	2.1360	9700.0	89	26376	No
210	GOM_NL__2PRFIN20070317_174544_000000392056_00270_26376_1378.N1	17-MAR-2007 17:45:44	Bright	38.500	174	52Psi UMa	3.0040	4400.0	77	26376	No
211	GOM_NL__2PRFIN20070317_174856_000000372056_00270_26376_1379.N1	17-MAR-2007 17:48:56	Bright	37.000	82	48Bet UMa	2.3650	10600.	74	26376	No
212	GOM_NL__2PRFIN20070317_175026_000000392056_00270_26376_1380.N1	17-MAR-2007 17:50:26	Bright	38.500	36	50Alp UMa	1.8000	6300.0	77	26376	No
213	GOM_NL__2PRFIN20070317_175154_000000442056_00270_26376_1381.N1	17-MAR-2007 17:51:54	Bright	44.000	32	77Eps UMa	1.7630	11000.	88	26376	No
214	GOM_NL__2PRFIN20070317_175728_000000412056_00270_26376_1382.N1	17-MAR-2007 17:57:28	Bright	41.000	60	7Bet UMi	2.0810	3950.0	82	26376	No
215	GOM_NL__2PRFIN20070317_180128_000000372056_00270_26376_1383.N1	17-MAR-2007 18:01:28	Bright	37.000	119	14Eta Dra	2.7270	4700.0	74	26376	No
216	GOM_NL__2PRFIN20070317_181055_000000402056_00270_26376_1384.N1	17-MAR-2007 18:10:55	Bright	39.500	144	18Del Cyg	2.8600	11000.	79	26376	No
217	GOM_NL__2PRFIN20070317_181223_000000382056_00270_26376_1385.N1	17-MAR-2007 18:12:23	Bright	38.000	66	37Gam Cyg	2.2080	5900.0	76	26376	No
218	GOM_NL__2PRFIN20070317_182232_000000502056_00270_26376_1386.N1	17-MAR-2007 18:22:32	Tw_i_and_stray	50.000	11	53Alp Aql	0.76500	8000.0	100	26376	No
219	GOM_NL__2PRFIN20070317_183249_000000472056_00270_26376_1387.N1	17-MAR-2007 18:32:49	Dark	46.500	155	41Pi Sgr	2.9000	6600.0	93	26376	No

220	GOM_NL__2PRFIN20070317_183453_000000472056_00270_26376_1388.N1	17-MAR-2007 18:34:53	Dark	47.000	57	34Sig Sgr	2.0660	26000.	94	26376	No
221	GOM_NL__2PRFIN20070317_183620_000000572056_00270_26376_1389.N1	17-MAR-2007 18:36:20	Dark	56.500	137	22Lam Sgr	2.8240	4400.0	113	26376	No
222	GOM_NL__2PRFIN20070317_183822_000000472056_00270_26376_1390.N1	17-MAR-2007 18:38:22	Dark	46.500	38	20Eps Sgr	1.8360	11000.	93	26376	No
223	GOM_NL__2PRFIN20070317_184418_000000422056_00271_26377_1383.N1	17-MAR-2007 18:44:18	Dark	42.000	141	Bet Ara	2.8400	4600.0	84	26377	No
224	GOM_NL__2PRFIN20070317_185045_000000532056_00271_26377_1384.N1	17-MAR-2007 18:50:45	Dark	52.500	131	Gam Lup	2.8000	26000.	105	26377	No
225	GOM_NL__2PRFIN20070317_185243_000000472056_00271_26377_1385.N1	17-MAR-2007 18:52:43	Dark	46.500	78	Alp Lup	2.3040	28000.	93	26377	No
226	GOM_NL__2PRFIN20070317_185411_000000502056_00271_26377_1386.N1	17-MAR-2007 18:54:11	Dark	49.500	81	Eta Cen	2.3560	28000.	99	26377	No
227	GOM_NL__2PRFIN20070317_185717_000000602056_00271_26377_1387.N1	17-MAR-2007 18:57:17	Straylight	60.000	54	5The Cen	2.0550	4500.0	120	26377	No
228	GOM_NL__2PRFIN20070317_185904_000000482056_00271_26377_1388.N1	17-MAR-2007 18:59:04	Straylight	48.000	123	lot Cen	2.7500	10200.	96	26377	No
229	GOM_NL__2PRFIN20070317_190446_000000522056_00271_26377_1389.N1	17-MAR-2007 19:04:46	Straylight	52.000	106	9Bet Crv	2.6480	5600.0	104	26377	No
230	GOM_NL__2PRFIN20070317_190704_000000502056_00271_26377_1390.N1	17-MAR-2007 19:07:04	Twilight_stray	50.000	100	4Gam Crv	2.5800	13100.	100	26377	No
231	GOM_NL__2PRFIN20070317_191805_000000452056_00271_26377_1391.N1	17-MAR-2007 19:18:05	Bright	45.000	62	94Bet Leo	2.1360	9700.0	90	26377	No
232	GOM_NL__2PRFIN20070317_192619_000000372056_00271_26377_1392.N1	17-MAR-2007 19:26:19	Bright	37.000	174	52Psi UMa	3.0040	4400.0	74	26377	No
233	GOM_NL__2PRFIN20070317_192932_000000382056_00271_26377_1393.N1	17-MAR-2007 19:29:32	Bright	37.500	82	48Bet UMa	2.3650	10600.	75	26377	No
234	GOM_NL__2PRFIN20070317_193101_000000382056_00271_26377_1394.N1	17-MAR-2007 19:31:01	Bright	38.000	36	50Alp UMa	1.8000	6300.0	76	26377	No
235	GOM_NL__2PRFIN20070317_193229_000000452056_00271_26377_1395.N1	17-MAR-2007 19:32:29	Bright	45.000	32	77Eps UMa	1.7630	11000.	90	26377	No
236	GOM_NL__2PRFIN20070317_193804_000000412056_00271_26377_1396.N1	17-MAR-2007 19:38:04	Bright	40.500	60	7Bet UMi	2.0810	3950.0	81	26377	No
237	GOM_NL__2PRFIN20070317_194204_000000372056_00271_26377_1397.N1	17-MAR-2007 19:42:04	Bright	37.000	119	14Eta Dra	2.7270	4700.0	74	26377	No
238	GOM_NL__2PRFIN20070317_195131_000000392056_00271_26377_1398.N1	17-MAR-2007 19:51:31	Bright	38.500	144	18Del Cyg	2.8600	11000.	77	26377	No
239	GOM_NL__2PRFIN20070317_195259_000000392056_00271_26377_1399.N1	17-MAR-2007 19:52:59	Bright	39.000	66	37Gam Cyg	2.2080	5900.0	78	26377	No
240	GOM_NL__2PRFIN20070317_200309_000000532056_00271_26377_1400.N1	17-MAR-2007 20:03:09	Twilight_stray	53.000	11	53Alp Aql	0.76500	8000.0	106	26377	No
241	GOM_NL__2PRFIN20070317_201326_000000472056_00271_26377_1401.N1	17-MAR-2007 20:13:26	Dark	46.500	155	41Pi Sgr	2.9000	6600.0	93	26377	No
242	GOM_NL__2PRFIN20070317_201530_000000492056_00271_26377_1402.N1	17-MAR-2007 20:15:30	Dark	48.500	57	34Sig Sgr	2.0660	26000.	97	26377	No
243	GOM_NL__2PRFIN20070317_201657_000000512056_00271_26377_1403.N1	17-MAR-2007 20:16:57	Dark	51.000	137	22Lam Sgr	2.8240	4400.0	102	26377	No
244	GOM_NL__2PRFIN20070317_201859_000000492056_00271_26377_1404.N1	17-MAR-2007 20:18:59	Dark	48.500	38	20Eps Sgr	1.8360	11000.	97	26377	No
245	GOM_NL__2PRFIN20070317_220318_000000532056_00273_26379_1407.N1	17-MAR-2007 22:03:18	Dark	53.000	25	35Lam Sco	1.6200	28000.	106	26379	No
246	GOM_NL__2PRFIN20070317_234607_000000412056_00274_26380_1426.N1	17-MAR-2007 23:46:07	Dark	40.500	141	Bet Ara	2.8400	4600.0	81	26380	No
247	GOM_NL__2PRFIN20070317_235236_000000522056_00274_26380_1427.N1	17-MAR-2007 23:52:36	Dark	51.500	131	Gam Lup	2.8000	26000.	103	26380	No
248	GOM_NL__2PRFIN20070317_235433_000000472056_00274_26380_1428.N1	17-MAR-2007 23:54:33	Dark	46.500	78	Alp Lup	2.3040	28000.	93	26380	No
249	GOM_NL__2PRFIN20070317_235601_000000502056_00274_26380_1429.N1	17-MAR-2007 23:56:01	Dark	50.000	81	Eta Cen	2.3560	28000.	100	26380	No
250	GOM_NL__2PRFIN20070317_235907_000000602056_00274_26380_1430.N1	17-MAR-2007 23:59:07	Straylight	59.500	54	5The Cen	2.0550	4500.0	119	26380	No

### 3. Quality information per product

In this section it is plotted some information contained in the Quality Summary data set of the level 2 products. Only products in dark limb conditions and without errors (error flag in the MPH set to "0") are used.

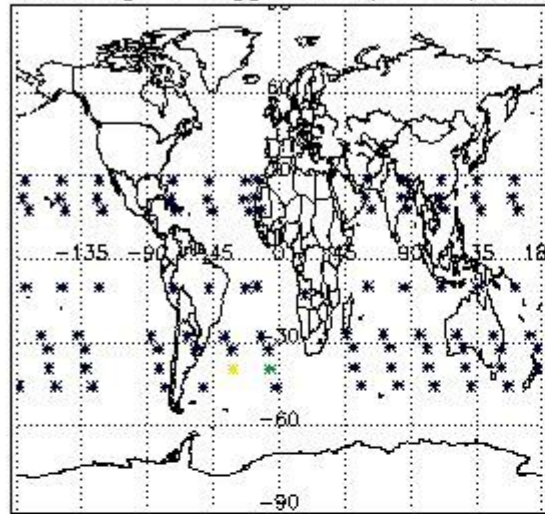
#### 3.1 Plot quality information per product (time dependant)



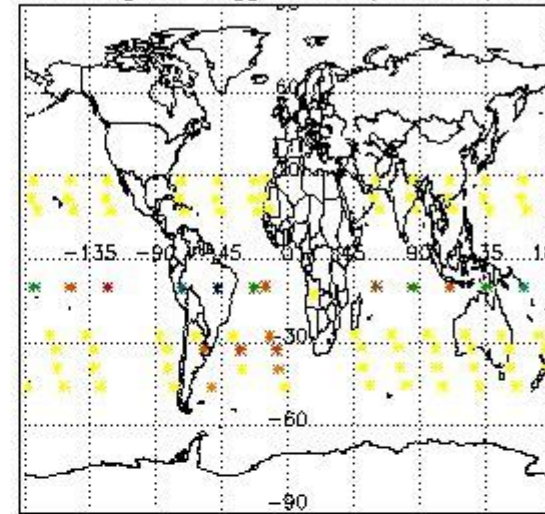
3.2 Plot quality information per product (world map)



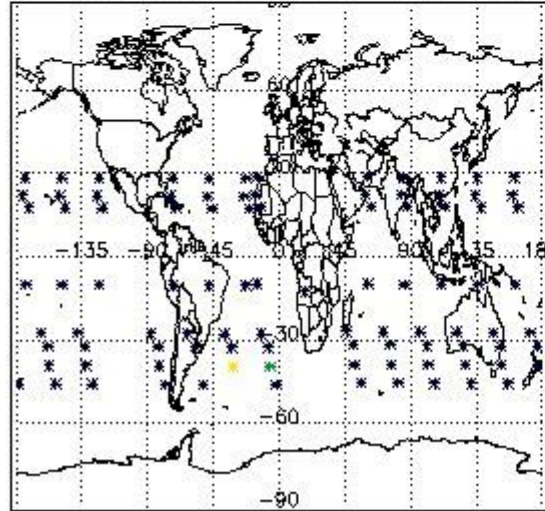
Percentage of flagged data per O3 profile



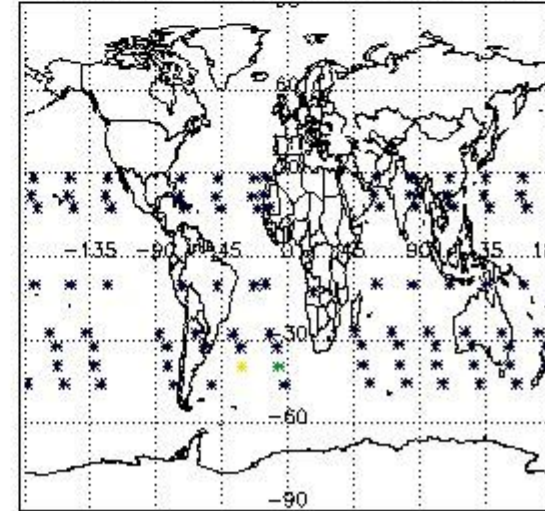
Percentage of flagged data per H2O profile



Percentage of flagged data per NO2 profile



Percentage of flagged data per NO3 profile



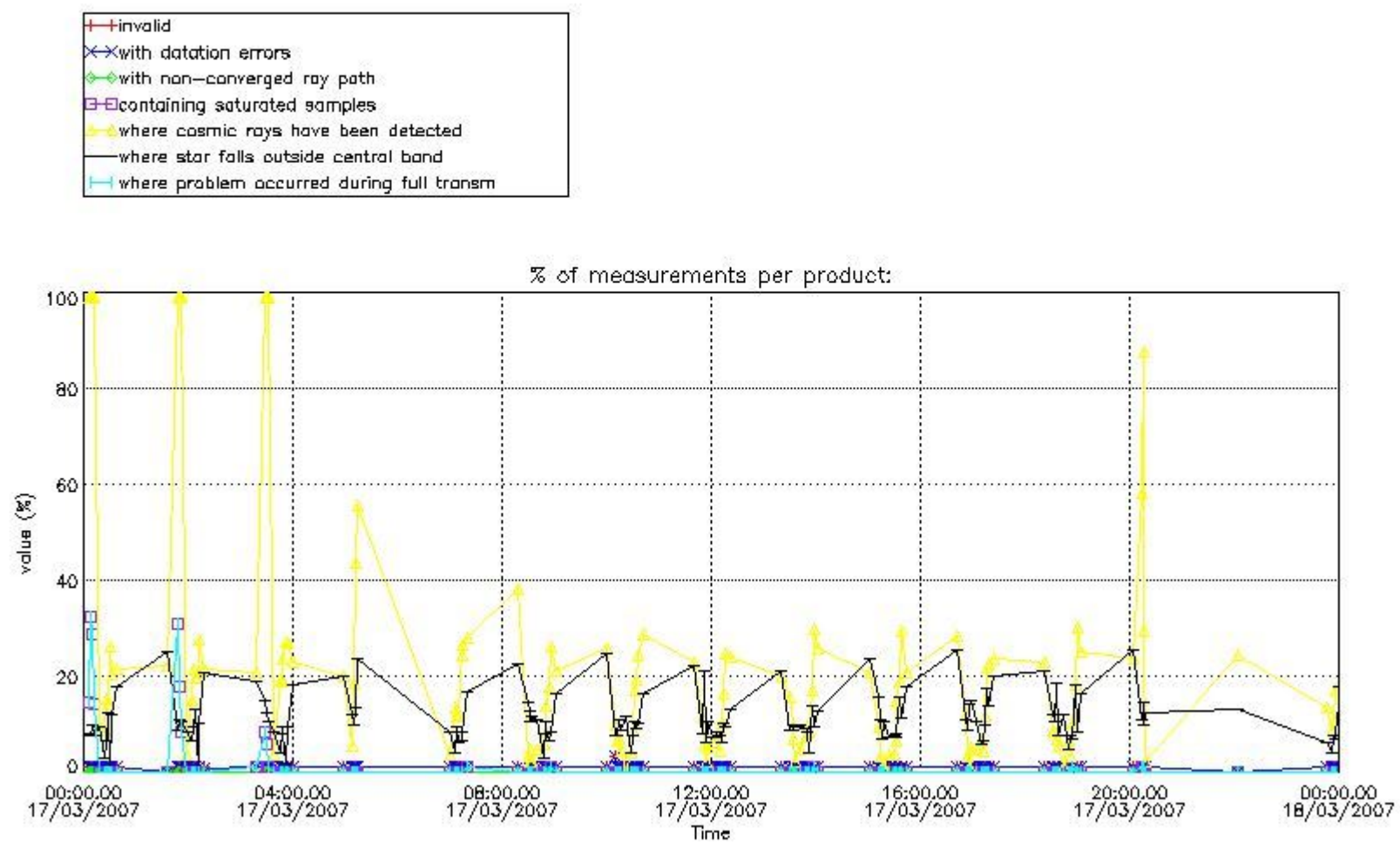
#### 4. Level 1 quality information per product

In this section it is plotted some information contained in the Quality Summary data set of the level 2 products that comes from the level 1b processing. Products without errors (error flag in the MPH set to "0") are used.

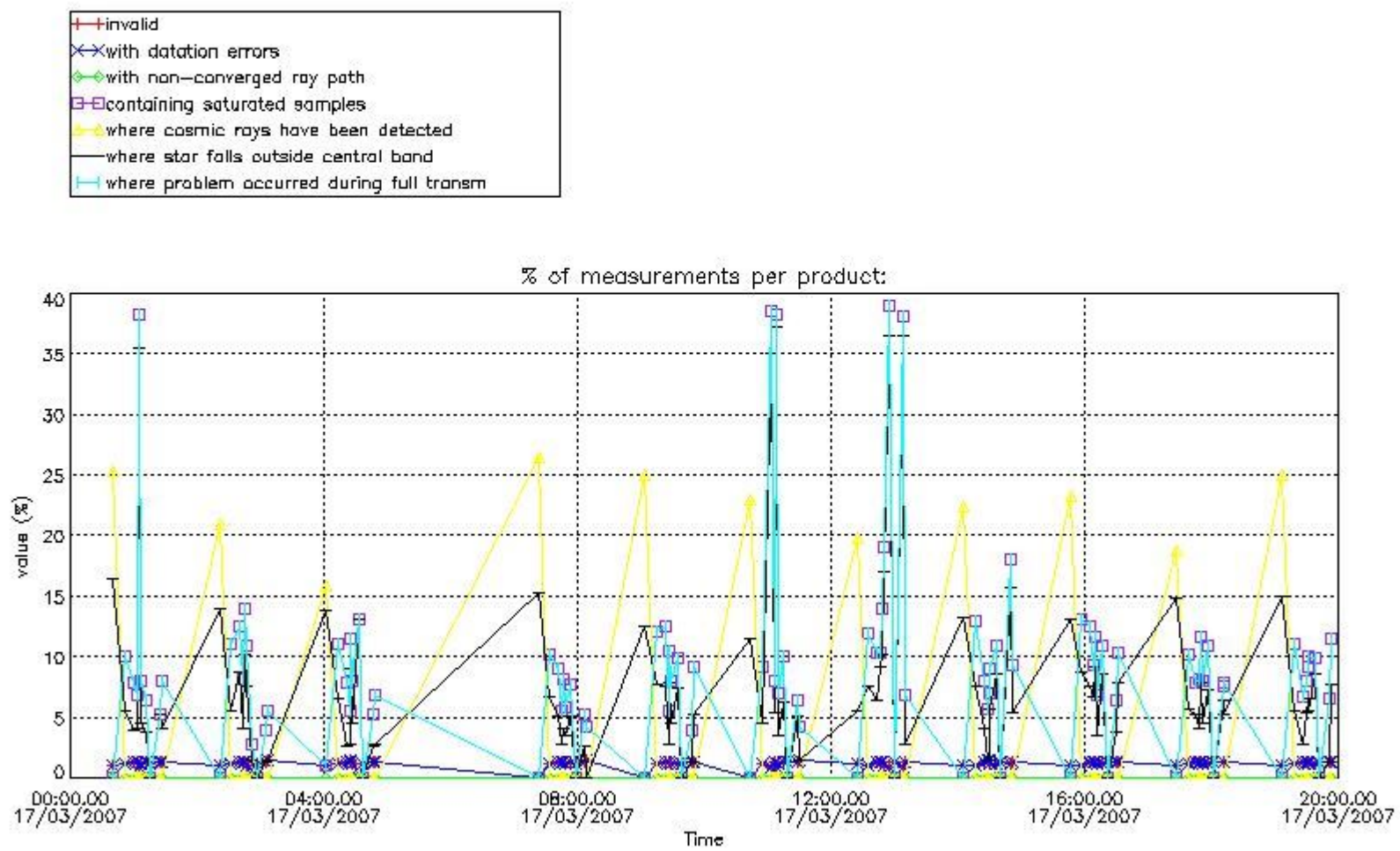
##### 4.1 Plot quality information per product (time dependant) coming from level 1b processing

###### 4.1.1 Plot level 1 quality information per product (time dependant): ENVISAT ASCENDING passes





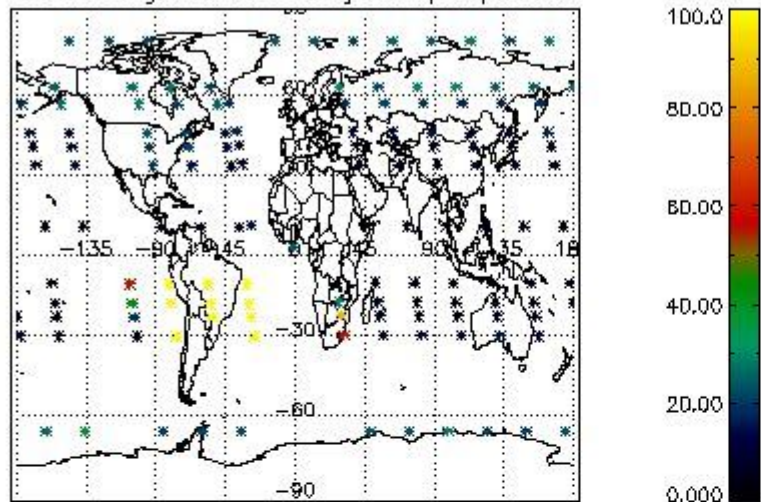
4.1.2 Plot level 1 quality information per product (time dependant): ENVI SAT DESCENDING passes



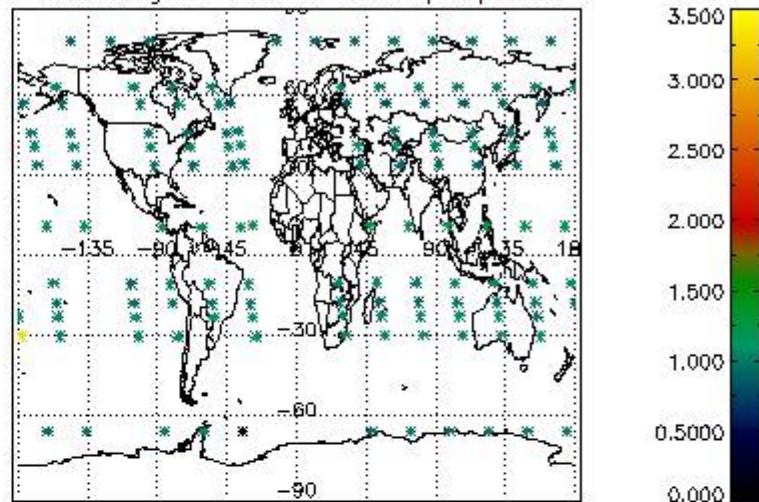
4.2 Plot quality information per product coming from level 1b processing (world map)

4.2.1 Plot level 1 quality information per product (world map): ENVISAT ASCENDING passes

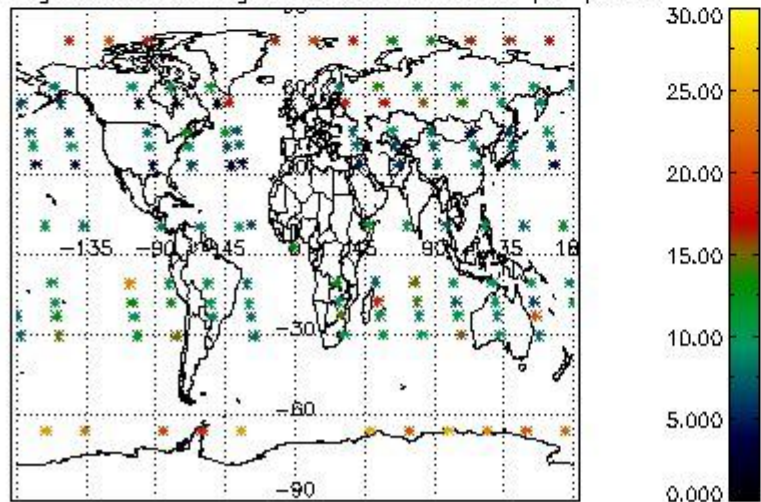
Percentage of cosmic ray hits per profile



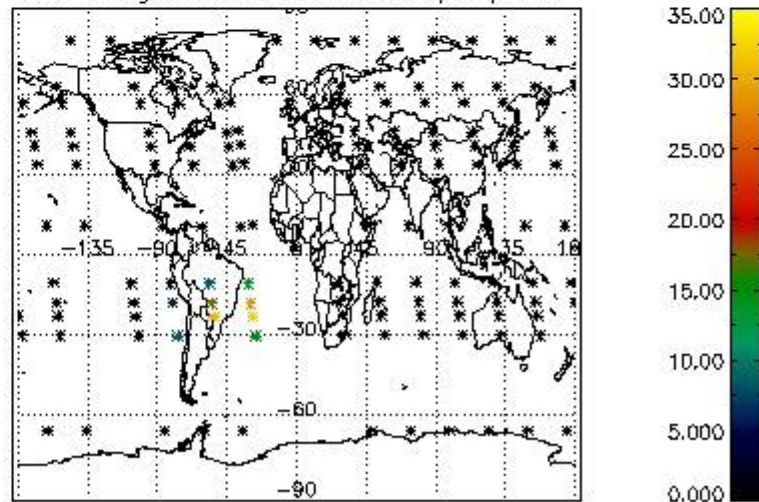
Percentage of datation errors per profile



Percentage of star falling outside central band per profile

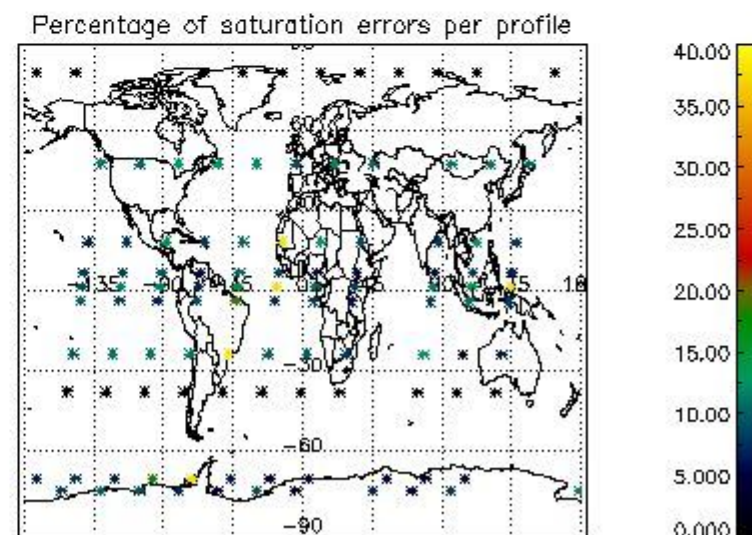
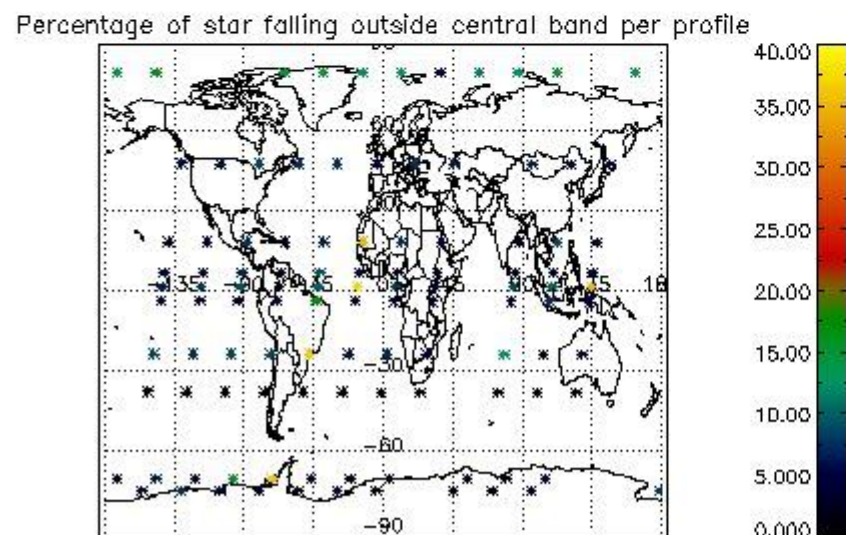
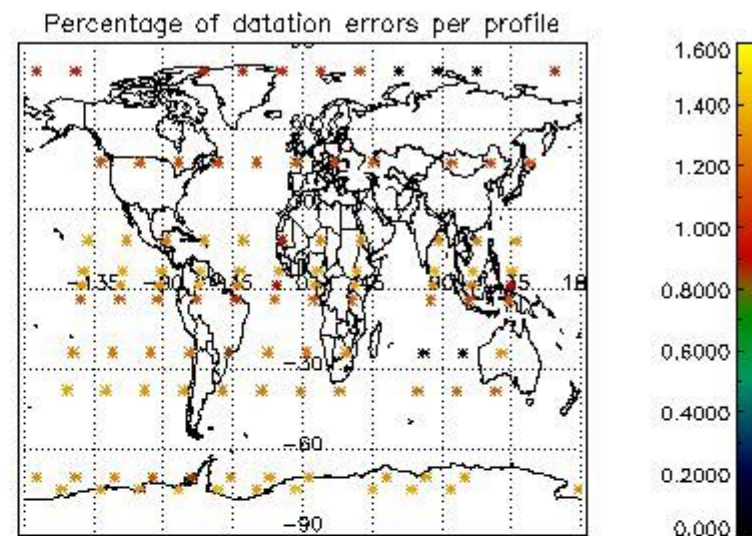
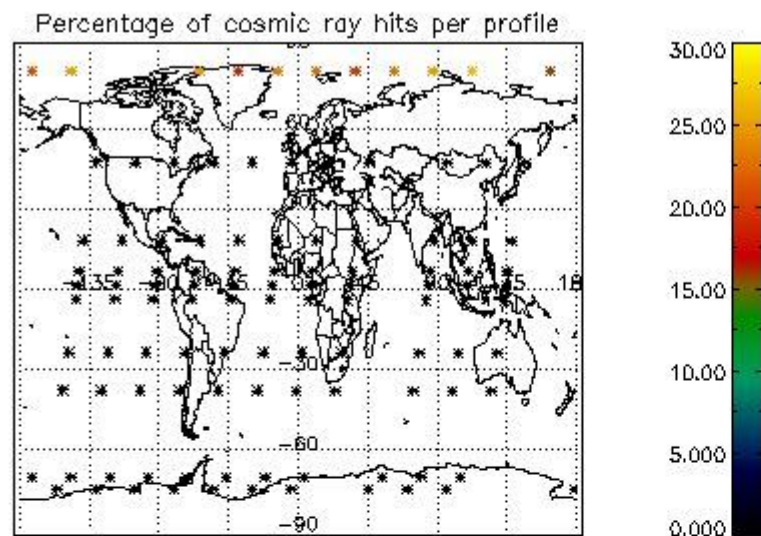


Percentage of saturation errors per profile



4.2.2 Plot level 1 quality information per product (world map): ENVISAT DESCENDING passes





## 5. Trace gas profiles

### 5.1 Ozone statistics based on quality of products

The final quality of the products can be "measured" using the STD (Standard Deviation) attached to every point profile. This information is written to the parameter GOM\_NL\_\_2P/NL\_LOCAL\_SPECIES\_DENSITY/o3\_std of the level 2 products. The table below shows the statistics for given STD ranges.

The statistics are given with respect to the overall valid production:

- Products without fatal errors: GOM\_NL\_\_2P/MPH/PRODUCT\_ERR=0
- Valid point profile: GOM\_NL\_\_2P/NL\_LOCAL\_SPECIES\_DENSITY/pcd(0)=0

The 'Criteria' is applied to valid points of dark limb products:

- Products in dark limb illumination condition: GOM\_NL\_\_2P/NL\_SUMMARY\_QUALITY/obs\_ill\_cond=0
- Products without fatal errors: GOM\_NL\_\_2P/MPH/PRODUCT\_ERR=0
- Valid point profile: GOM\_NL\_\_2P/NL\_LOCAL\_SPECIES\_DENSITY/pcd(0)=0

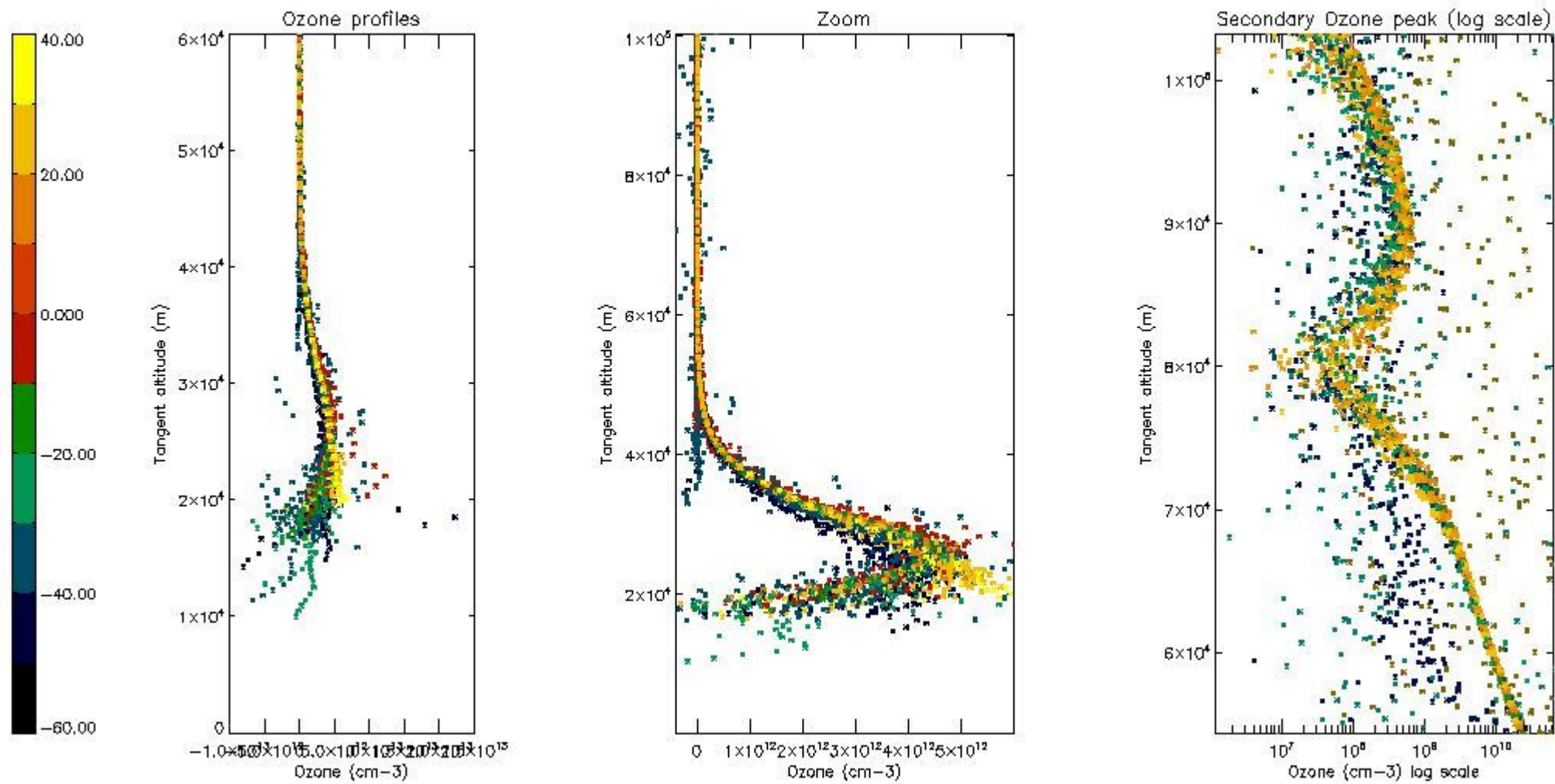
So, the table below shows the percentage of dark limb and valid observations for each criteria with respect to the overall valid daily observations.

Criteria	% of total production
All STD	40
STD < 20	21

STD < 10	17
STD < 5	13

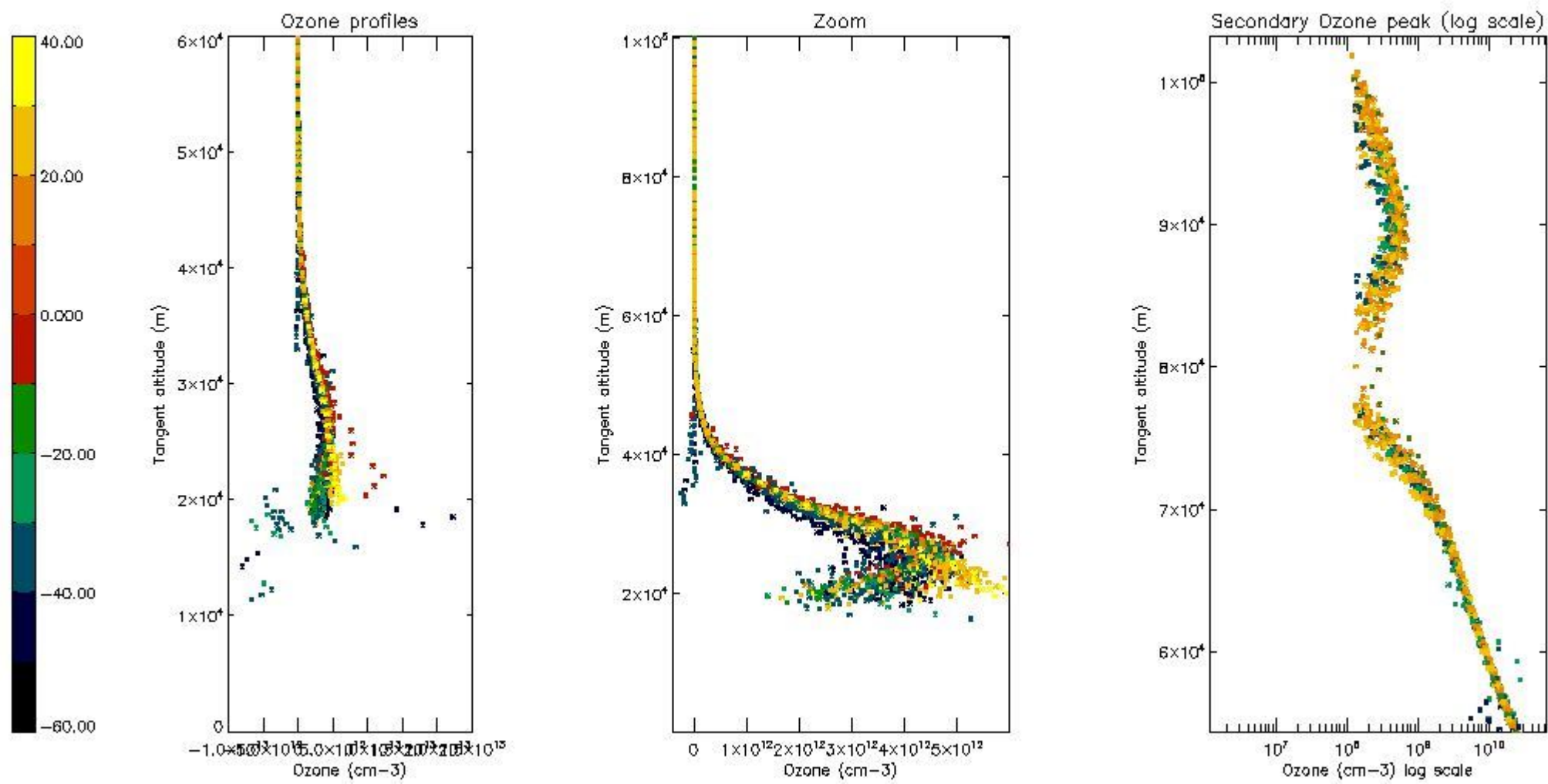
5.2 Plot ozone profiles for all STD (dark without errors)

The colorbar represents the latitude.



5.3 Plot ozone profiles where STD < 20% (dark without errors)

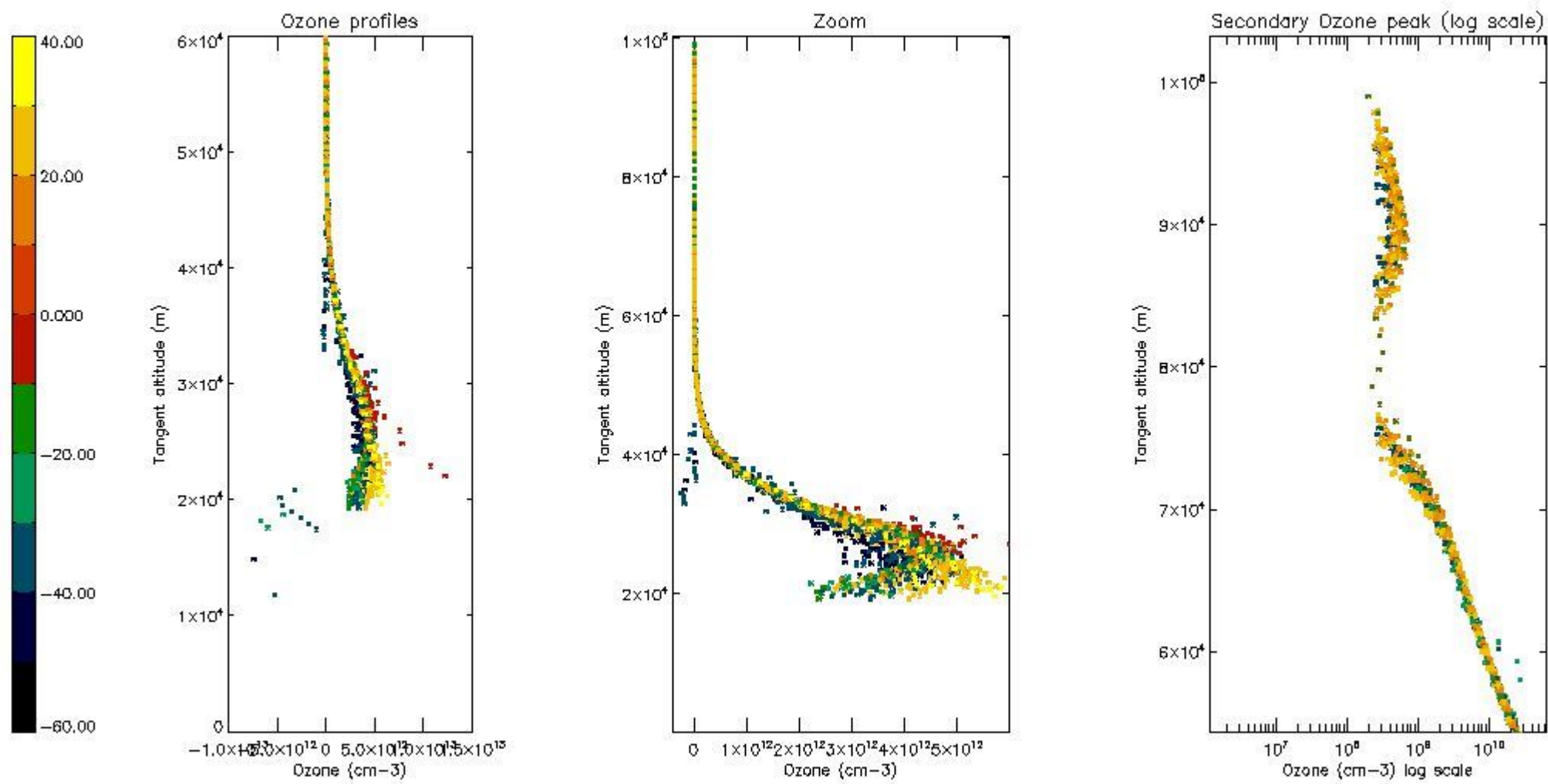
The colorbar represents the latitude.



*5.4 Plot ozone profiles where STD < 10% (dark without errors)*

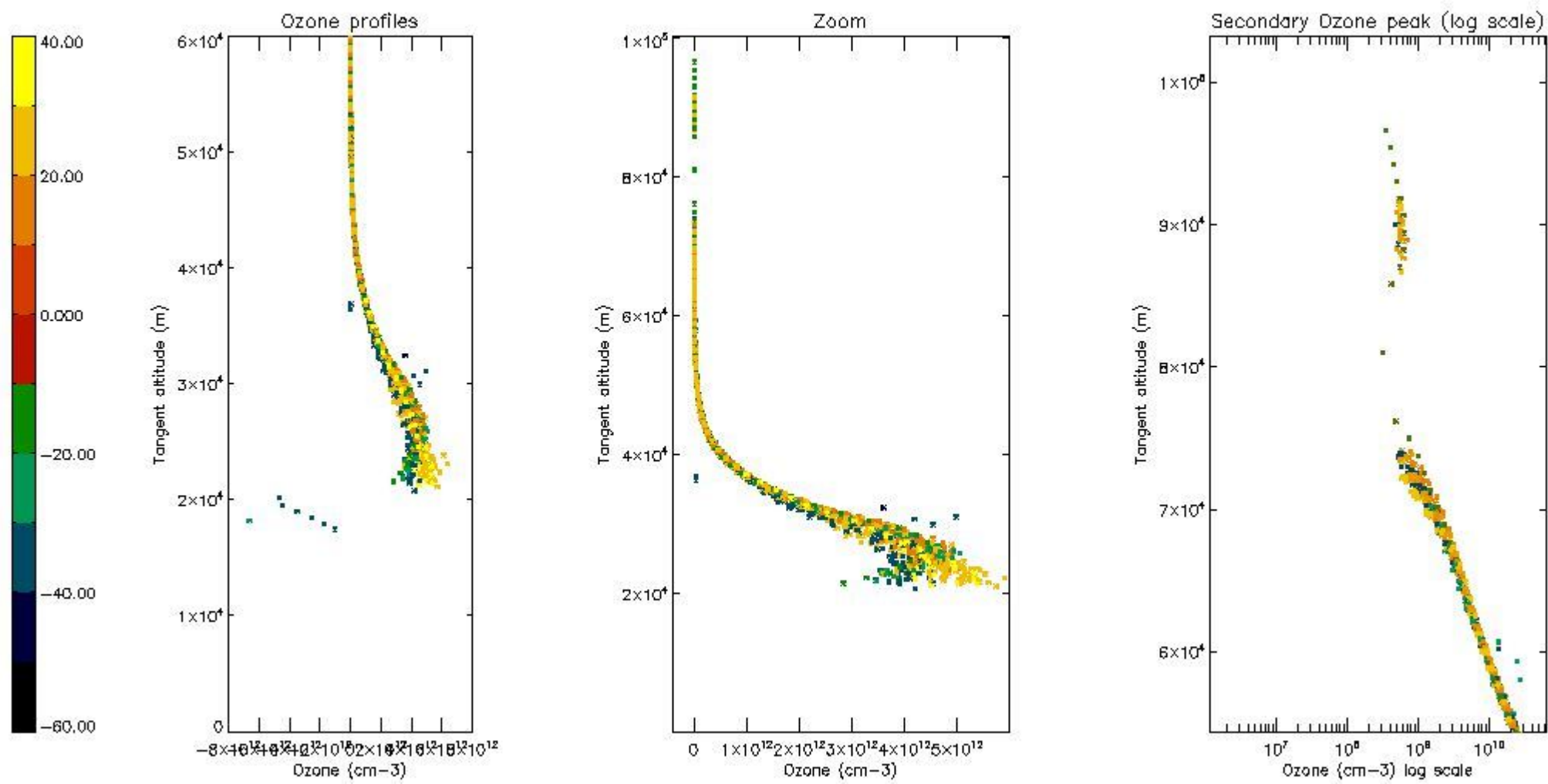
The colorbar represents the latitude.





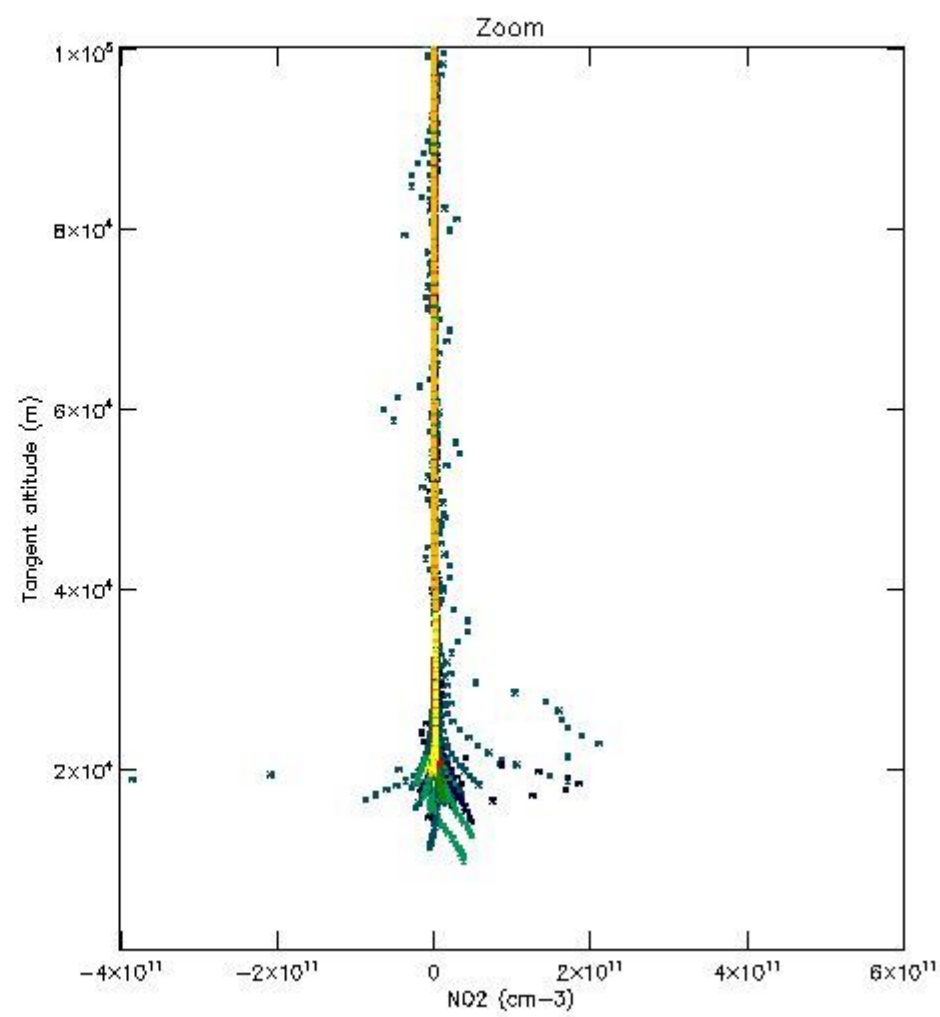
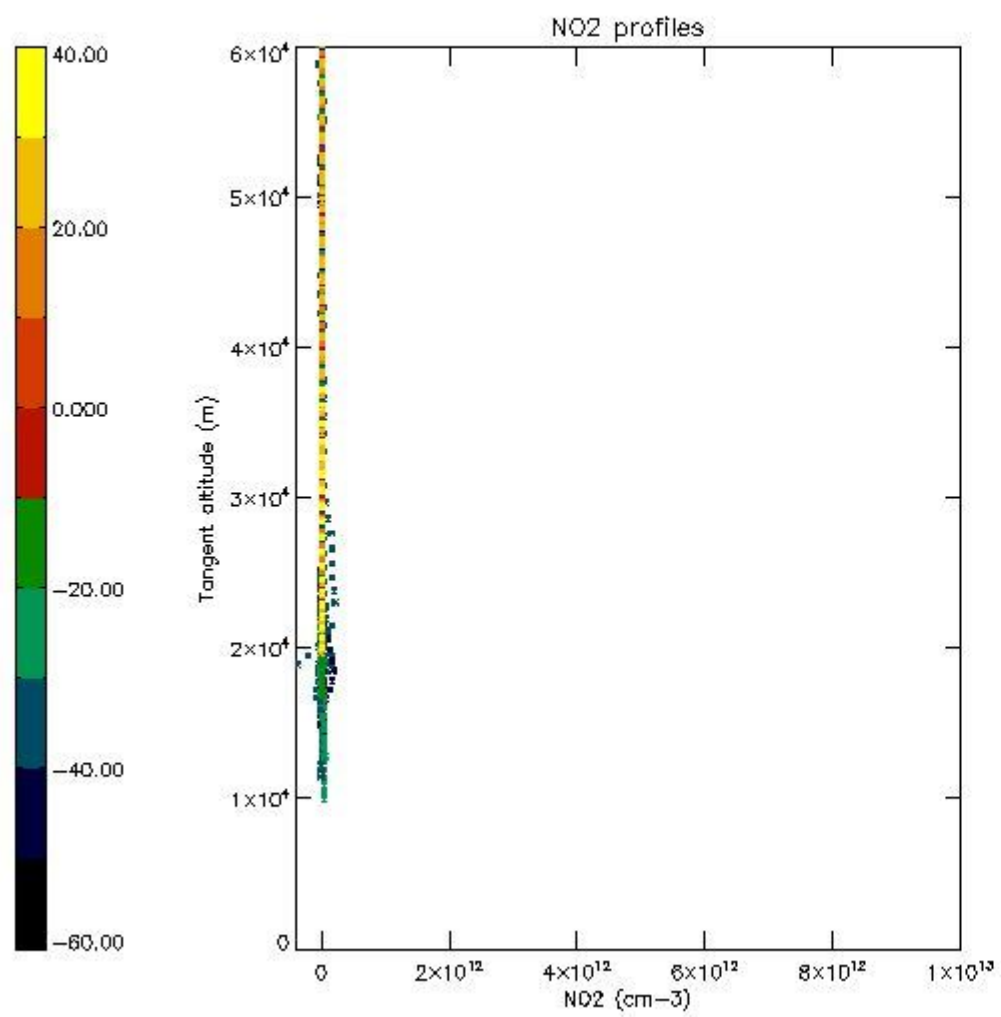
*5.5 Plot ozone profiles where STD < 5% (dark without errors)*

The colorbar represents the latitude.



*5.6 Plot NO<sub>2</sub> profiles for all STD (dark without errors)*

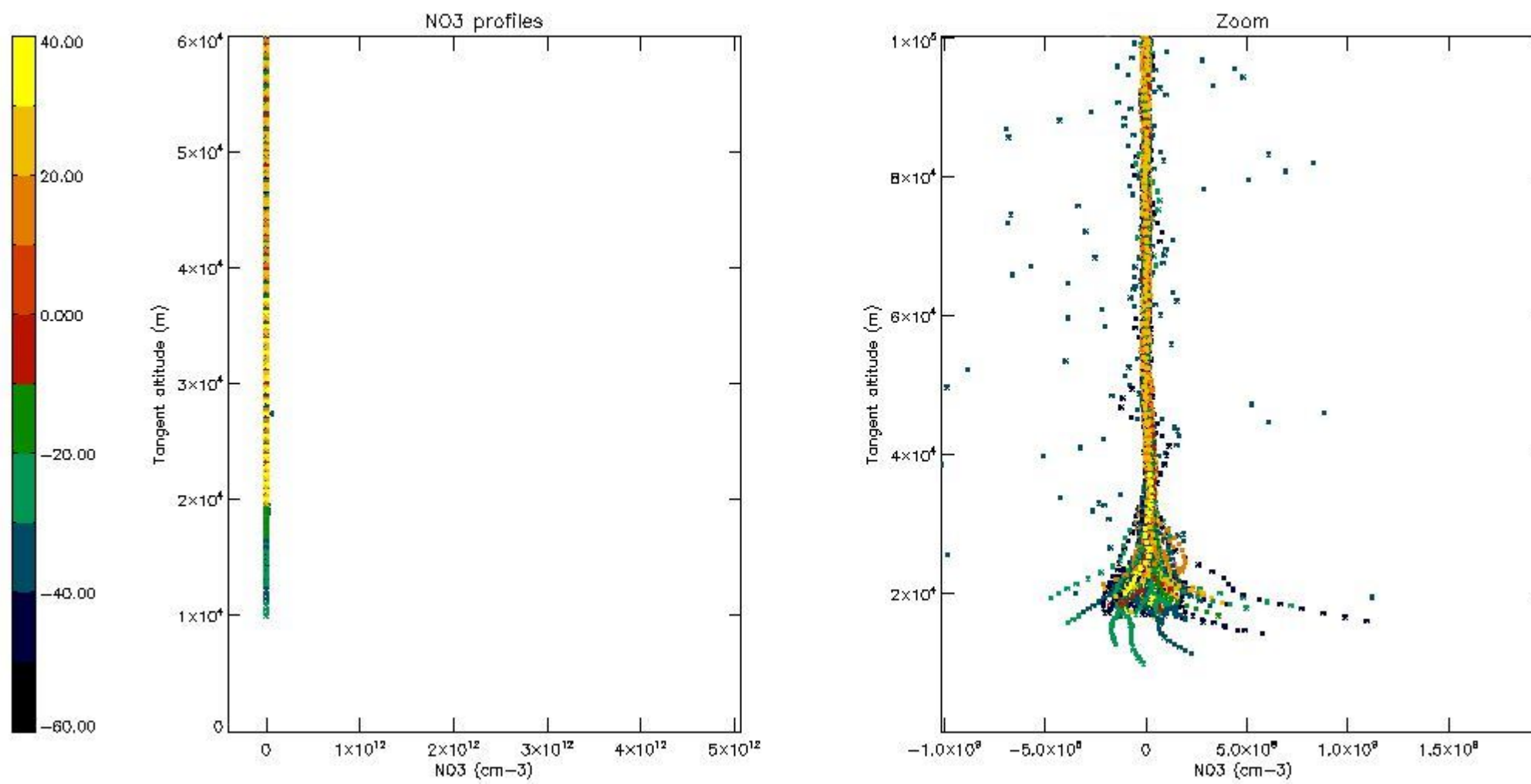
The colorbar represents the latitude.



*5.7 Plot NO3 profiles for all STD (dark without errors)*

The colorbar represents the latitude.





## 6. Auxiliary Data Files used for the production reported in section 2

The number reported in the third column indicates since which file (see list in section 2) the corresponding auxiliary file has been used. The fourth column is the date of those product files.

Type	Auxiliary Filename	Used since product	Used since product date
INST_PHYS_CHARACTERISTICS	GOM_INS_AXVIEC20091111_143220_20030716_120000_20500101_000000	1	17-MAR-2007 00:06:05
LEVEL-2_PROC_CONFIG	GOM_PR2_AXVIEC20091111_152718_20020301_000000_20500101_000000	1	17-MAR-2007 00:06:05
CROSS_SECTIONS_FILE	GOM_CRS_AXVIEC20091111_154832_20020301_000000_20500101_000000	1	17-MAR-2007 00:06:05

# GOMOS Level 2 Daily Report

## SUMMARY

### [1. General Info](#)

### [2. Summary of processed GOM\\_NL\\_2P products](#)

### [3. Level 2 Quality information per product](#)

#### [3.1 Plot of level 2 quality information per product \(time dependant\)](#)

#### [3.2 Plot of level 2 quality information per product \(world map\)](#)

### [4. Level 1 Quality information per product \(stored on level 2 products\)](#)

#### [4.1 Plot of level 1 quality information per product \(time dependant\)](#)

##### [4.1.1 Plot of level 1 quality information per product \(time dependant\): ASCENDING](#)

##### [4.1.2 Plot of level 1 quality information per product \(time dependant\): DESCENDING](#)

#### [4.2 Plot of level 1 quality information per product \(world map\)](#)

##### [4.2.1 Plot of level 1 quality information per product \(world map\): ASCENDING](#)

##### [4.2.2 Plot of level 1 quality information per product \(world map\): DESCENDING](#)

### [5. Ozone profiles based on quality statistics and other trace gas profiles](#)

#### [5.1 Ozone statistics based on quality of products](#)

#### [5.2 Plot ozone profiles for all STD \(dark without errors\)](#)

#### [5.3 Plot ozone profiles where STD < 20% \(dark without errors\)](#)

#### [5.4. Plot ozone profiles where STD < 10% \(dark without errors\)](#)

#### [5.5. Plot ozone profiles where STD < 5% \(dark without errors\)](#)

#### [5.6 Plot NO2 profiles for all STD \(dark without errors\)](#)

#### [5.7 Plot NO3 profiles for all STD \(dark without errors\)](#)

#### [5.8 Plot H2O profiles \(only for occultations of stars 1,2,3,4,13,14,16,26,63 dark without errors\) for all STD](#)

### [6. Auxiliary Data Files used for the production reported in section 2](#)

This report presents the daily analysis on parameters extracted from GOMOS level 2 data (GOM\_NL\_\_2P). It is intended to monitor some important parameters that will impact the quality of these products. A list of level 2 products (and content) that have arrived during the reporting day to the PCF is also given.

Item	Value
Time of report generation	22APR2013 17:29:26
Data source version	GOMOS/6.01
Start time of products	17-03-2007 (17MAR2007 00:00:00)
Stop time of products	18-03-2007 (18MAR2007 00:00:00)
Store outputs in DB	Yes
Nb of level 2 prods	250
Nb of prods with errors	0

## 2. Summary of processed GOM\_NL\_\_2P products.

Nr	Filename	UTC Start time	Limb	Duration	Star Id	Star Name	Star Mag	Star Temp	Nb Meas	Orbit	Prod. error
1	GOM_NL__2PRFIN20070317_000605_000000452056_00259_26365_1216.N1	17-MAR-2007 00:06:05	Dark	44.500	155	41Pi Sgr	2.9000	6600.0	89	26365	No
2	GOM_NL__2PRFIN20070317_000808_000000452056_00259_26365_1217.N1	17-MAR-2007 00:08:08	Dark	45.000	57	34Sig Sgr	2.0660	26000.	90	26365	No
3	GOM_NL__2PRFIN20070317_000932_000000512056_00259_26365_1218.N1	17-MAR-2007 00:09:32	Dark	50.500	137	22Lam Sgr	2.8240	4400.0	101	26365	No
4	GOM_NL__2PRFIN20070317_001136_000000462056_00259_26365_1219.N1	17-MAR-2007 00:11:36	Dark	46.000	38	20Eps Sgr	1.8360	11000.	92	26365	No
5	GOM_NL__2PRFIN20070317_001735_000000422056_00260_26366_1214.N1	17-MAR-2007 00:17:35	Dark	42.000	141	Bet Ara	2.8400	4600.0	84	26366	No
6	GOM_NL__2PRFIN20070317_002358_000000512056_00260_26366_1215.N1	17-MAR-2007 00:23:58	Dark	51.000	131	Gam Lup	2.8000	26000.	102	26366	No
7	GOM_NL__2PRFIN20070317_002559_000000462056_00260_26366_1216.N1	17-MAR-2007 00:25:59	Dark	46.000	78	Alp Lup	2.3040	28000.	92	26366	No
8	GOM_NL__2PRFIN20070317_002726_000000532056_00260_26366_1217.N1	17-MAR-2007 00:27:26	Dark	53.000	81	Eta Cen	2.3560	28000.	106	26366	No
9	GOM_NL__2PRFIN20070317_003033_000000482056_00260_26366_1218.N1	17-MAR-2007 00:30:33	Straylight	48.000	54	5The Cen	2.0550	4500.0	96	26366	No
10	GOM_NL__2PRFIN20070317_003222_000000502056_00260_26366_1219.N1	17-MAR-2007 00:32:22	Straylight	49.500	123	lot Cen	2.7500	10200.	99	26366	No
11	GOM_NL__2PRFIN20070317_003808_000000542056_00260_26366_1220.N1	17-MAR-2007 00:38:08	Straylight	53.500	106	9Bet Crv	2.6480	5600.0	107	26366	No
12	GOM_NL__2PRFIN20070317_004027_000000522056_00260_26366_1221.N1	17-MAR-2007 00:40:27	Twilight_and_stray	51.500	100	4Gam Crv	2.5800	13100.	103	26366	No
13	GOM_NL__2PRFIN20070317_005134_000000452056_00260_26366_1222.N1	17-MAR-2007 00:51:34	Bright	45.000	62	94Bet Leo	2.1360	9700.0	90	26366	No
14	GOM_NL__2PRFIN20070317_005947_000000392056_00260_26366_1223.N1	17-MAR-2007 00:59:47	Bright	38.500	174	52Psi UMa	3.0040	4400.0	77	26366	No
15	GOM_NL__2PRFIN20070317_010259_000000372056_00260_26366_1224.N1	17-MAR-2007 01:02:59	Bright	36.500	82	48Bet UMa	2.3650	10600.	73	26366	No
16	GOM_NL__2PRFIN20070317_010429_000000552056_00260_26366_1225.N1	17-MAR-2007 01:04:29	Bright	55.000	36	50Alp UMa	1.8000	6300.0	110	26366	No
17	GOM_NL__2PRFIN20070317_010601_000000442056_00260_26366_1226.N1	17-MAR-2007 01:06:01	Bright	44.000	32	77Eps UMa	1.7630	11000.	88	26366	No
18	GOM_NL__2PRFIN20070317_011132_000000392056_00260_26366_1227.N1	17-MAR-2007 01:11:32	Bright	39.000	60	7Bet UMi	2.0810	3950.0	78	26366	No
19	GOM_NL__2PRFIN20070317_011535_000000432056_00260_26366_1228.N1	17-MAR-2007 01:15:35	Bright	43.000	119	14Eta Dra	2.7270	4700.0	86	26366	No
20	GOM_NL__2PRFIN20070317_012456_000000382056_00260_26366_1229.N1	17-MAR-2007 01:24:56	Bright	38.000	144	18Del Cyg	2.8600	11000.	76	26366	No
21	GOM_NL__2PRFIN20070317_012623_000000382056_00260_26366_1230.N1	17-MAR-2007 01:26:23	Bright	37.500	66	37Gam Cyg	2.2080	5900.0	75	26366	No
22	GOM_NL__2PRFIN20070317_013629_000000522056_00260_26366_1231.N1	17-MAR-2007 01:36:29	Twilight_and_stray	52.000	11	53Alp Aql	0.76500	8000.0	104	26366	No
23	GOM_NL__2PRFIN20070317_014845_000000462056_00260_26366_1232.N1	17-MAR-2007 01:48:45	Dark	45.500	57	34Sig Sgr	2.0660	26000.	91	26366	No
24	GOM_NL__2PRFIN20070317_015009_000000512056_00260_26366_1233.N1	17-MAR-2007 01:50:09	Dark	51.000	137	22Lam Sgr	2.8240	4400.0	102	26366	No
25	GOM_NL__2PRFIN20070317_015213_000000472056_00260_26366_1234.N1	17-MAR-2007 01:52:13	Dark	47.000	38	20Eps Sgr	1.8360	11000.	94	26366	No
26	GOM_NL__2PRFIN20070317_015812_000000412056_00261_26367_1230.N1	17-MAR-2007 01:58:12	Dark	41.000	141	Bet Ara	2.8400	4600.0	82	26367	No
27	GOM_NL__2PRFIN20070317_020435_000000542056_00261_26367_1231.N1	17-MAR-2007 02:04:35	Dark	53.500	131	Gam Lup	2.8000	26000.	107	26367	No
28	GOM_NL__2PRFIN20070317_020635_000000472056_00261_26367_1232.N1	17-MAR-2007 02:06:35	Dark	47.000	78	Alp Lup	2.3040	28000.	94	26367	No
29	GOM_NL__2PRFIN20070317_020803_000000542056_00261_26367_1233.N1	17-MAR-2007 02:08:03	Dark	53.500	81	Eta Cen	2.3560	28000.	107	26367	No
30	GOM_NL__2PRFIN20070317_021110_000000482056_00261_26367_1234.N1	17-MAR-2007 02:11:10	Straylight	48.000	54	5The Cen	2.0550	4500.0	96	26367	No
31	GOM_NL__2PRFIN20070317_021258_000000492056_00261_26367_1235.N1	17-MAR-2007 02:12:58	Straylight	49.000	123	lot Cen	2.7500	10200.	98	26367	No
32	GOM_NL__2PRFIN20070317_021844_000000562056_00261_26367_1236.N1	17-MAR-2007 02:18:44	Straylight	55.500	106	9Bet Crv	2.6480	5600.0	111	26367	No
33	GOM_NL__2PRFIN20070317_022103_000000502056_00261_26367_1237.N1	17-MAR-2007 02:21:03	Twilight_and_stray	50.000	100	4Gam Crv	2.5800	13100.	100	26367	No
34	GOM_NL__2PRFIN20070317_023210_000000462056_00261_26367_1238.N1	17-MAR-2007 02:32:10	Bright	45.500	62	94Bet Leo	2.1360	9700.0	91	26367	No
35	GOM_NL__2PRFIN20070317_024023_000000402056_00261_26367_1239.N1	17-MAR-2007 02:40:23	Bright	40.000	174	52Psi UMa	3.0040	4400.0	80	26367	No
36	GOM_NL__2PRFIN20070317_024335_000000372056_00261_26367_1240.N1	17-MAR-2007 02:43:35	Bright	37.000	82	48Bet UMa	2.3650	10600.	74	26367	No
37	GOM_NL__2PRFIN20070317_024504_000000402056_00261_26367_1241.N1	17-MAR-2007 02:45:04	Bright	39.500	36	50Alp UMa	1.8000	6300.0	79	26367	No
38	GOM_NL__2PRFIN20070317_024636_000000462056_00261_26367_1242.N1	17-MAR-2007 02:46:36	Bright	46.000	32	77Eps UMa	1.7630	11000.	92	26367	No
39	GOM_NL__2PRFIN20070317_025208_000000362056_00261_26367_1243.N1	17-MAR-2007 02:52:08	Bright	36.000	60	7Bet UMi	2.0810	3950.0	72	26367	No
40	GOM_NL__2PRFIN20070317_025610_000000432056_00261_26367_1244.N1	17-MAR-2007 02:56:10	Bright	43.000	119	14Eta Dra	2.7270	4700.0	86	26367	No
41	GOM_NL__2PRFIN20070317_030531_000000382056_00261_26367_1245.N1	17-MAR-2007 03:05:31	Bright	38.000	144	18Del Cyg	2.8600	11000.	76	26367	No
42	GOM_NL__2PRFIN20070317_030659_000000362056_00261_26367_1246.N1	17-MAR-2007 03:06:59	Bright	36.000	66	37Gam Cyg	2.2080	5900.0	72	26367	No



43	GOM_NL__2PRFIN20070317_031705_000000482056_00261_26367_1247.N1	17-MAR-2007 03:17:05	Twilight	48.000	11	53Alp Aql	0.76500	8000.0	96	26367	No
44	GOM_NL__2PRFIN20070317_032719_000000472056_00261_26367_1248.N1	17-MAR-2007 03:27:19	Dark	47.000	155	41Pi Sgr	2.9000	6600.0	94	26367	No
45	GOM_NL__2PRFIN20070317_033046_000000522056_00261_26367_1249.N1	17-MAR-2007 03:30:46	Dark	52.000	137	22Lam Sgr	2.8240	4400.0	104	26367	No
46	GOM_NL__2PRFIN20070317_033250_000000482056_00261_26367_1250.N1	17-MAR-2007 03:32:50	Dark	47.500	38	20Eps Sgr	1.8360	11000.	95	26367	No
47	GOM_NL__2PRFIN20070317_033848_000000412056_00262_26368_1241.N1	17-MAR-2007 03:38:48	Dark	41.000	141	Bet Ara	2.8400	4600.0	82	26368	No
48	GOM_NL__2PRFIN20070317_034512_000000522056_00262_26368_1242.N1	17-MAR-2007 03:45:12	Dark	51.500	131	Gam Lup	2.8000	26000.	103	26368	No
49	GOM_NL__2PRFIN20070317_034712_000000482056_00262_26368_1243.N1	17-MAR-2007 03:47:12	Dark	48.000	78	Alp Lup	2.3040	28000.	96	26368	No
50	GOM_NL__2PRFIN20070317_034840_000000512056_00262_26368_1244.N1	17-MAR-2007 03:48:40	Dark	51.000	81	Eta Cen	2.3560	28000.	102	26368	No
51	GOM_NL__2PRFIN20070317_035147_000000512056_00262_26368_1245.N1	17-MAR-2007 03:51:47	Straylight	51.000	54	5The Cen	2.0550	4500.0	102	26368	No
52	GOM_NL__2PRFIN20070317_035335_000000492056_00262_26368_1246.N1	17-MAR-2007 03:53:35	Straylight	48.500	123	lot Cen	2.7500	10200.	97	26368	No
53	GOM_NL__2PRFIN20070317_035921_000000552056_00262_26368_1247.N1	17-MAR-2007 03:59:21	Straylight	54.500	106	9Bet Crv	2.6480	5600.0	109	26368	No
54	GOM_NL__2PRFIN20070317_040139_000000512056_00262_26368_1248.N1	17-MAR-2007 04:01:39	Twilight	50.500	100	4Gam Crv	2.5800	13100.	101	26368	No
55	GOM_NL__2PRFIN20070317_041246_000000462056_00262_26368_1249.N1	17-MAR-2007 04:12:46	Bright	45.500	62	94Bet Leo	2.1360	9700.0	91	26368	No
56	GOM_NL__2PRFIN20070317_042059_000000382056_00262_26368_1250.N1	17-MAR-2007 04:20:59	Bright	38.000	174	52Psi UMa	3.0040	4400.0	76	26368	No
57	GOM_NL__2PRFIN20070317_042410_000000362056_00262_26368_1251.N1	17-MAR-2007 04:24:10	Bright	36.000	82	48Bet UMa	2.3650	10600.	72	26368	No
58	GOM_NL__2PRFIN20070317_042540_000000392056_00262_26368_1252.N1	17-MAR-2007 04:25:40	Bright	39.000	36	50Alp UMa	1.8000	6300.0	78	26368	No
59	GOM_NL__2PRFIN20070317_042712_000000442056_00262_26368_1253.N1	17-MAR-2007 04:27:12	Bright	44.000	32	77Eps UMa	1.7630	11000.	88	26368	No
60	GOM_NL__2PRFIN20070317_043243_000000422056_00262_26368_1254.N1	17-MAR-2007 04:32:43	Bright	42.000	60	7Bet UMi	2.0810	3950.0	84	26368	No
61	GOM_NL__2PRFIN20070317_043646_000000422056_00262_26368_1255.N1	17-MAR-2007 04:36:46	Bright	42.000	119	14Eta Dra	2.7270	4700.0	84	26368	No
62	GOM_NL__2PRFIN20070317_044607_000000392056_00262_26368_1256.N1	17-MAR-2007 04:46:07	Bright	38.500	144	18Del Cyg	2.8600	11000.	77	26368	No
63	GOM_NL__2PRFIN20070317_044735_000000372056_00262_26368_1257.N1	17-MAR-2007 04:47:35	Bright	36.500	66	37Gam Cyg	2.2080	5900.0	73	26368	No
64	GOM_NL__2PRFIN20070317_045741_000000502056_00262_26368_1258.N1	17-MAR-2007 04:57:41	Twilight	50.000	11	53Alp Aql	0.76500	8000.0	100	26368	No
65	GOM_NL__2PRFIN20070317_050755_000000472056_00262_26368_1259.N1	17-MAR-2007 05:07:55	Dark	46.500	155	41Pi Sgr	2.9000	6600.0	93	26368	No
66	GOM_NL__2PRFIN20070317_050958_000000462056_00262_26368_1260.N1	17-MAR-2007 05:09:58	Dark	45.500	57	34Sig Sgr	2.0660	26000.	91	26368	No
67	GOM_NL__2PRFIN20070317_051123_000000532056_00262_26368_1261.N1	17-MAR-2007 05:11:23	Dark	52.500	137	22Lam Sgr	2.8240	4400.0	105	26368	No
68	GOM_NL__2PRFIN20070317_051327_000000552056_00262_26368_1262.N1	17-MAR-2007 05:13:27	Dark	55.000	38	20Eps Sgr	1.8360	11000.	110	26368	No
69	GOM_NL__2PRFIN20070317_070001_000000412056_00264_26370_1272.N1	17-MAR-2007 07:00:01	Dark	41.000	141	Bet Ara	2.8400	4600.0	82	26370	No
70	GOM_NL__2PRFIN20070317_070626_000000522056_00264_26370_1273.N1	17-MAR-2007 07:06:26	Dark	52.000	131	Gam Lup	2.8000	26000.	104	26370	No
71	GOM_NL__2PRFIN20070317_070826_000000482056_00264_26370_1274.N1	17-MAR-2007 07:08:26	Dark	47.500	78	Alp Lup	2.3040	28000.	95	26370	No
72	GOM_NL__2PRFIN20070317_070953_000000502056_00264_26370_1275.N1	17-MAR-2007 07:09:53	Dark	50.000	81	Eta Cen	2.3560	28000.	100	26370	No
73	GOM_NL__2PRFIN20070317_071300_000000532056_00264_26370_1276.N1	17-MAR-2007 07:13:00	Straylight	53.000	54	5The Cen	2.0550	4500.0	106	26370	No
74	GOM_NL__2PRFIN20070317_071448_000000482056_00264_26370_1277.N1	17-MAR-2007 07:14:48	Straylight	47.500	123	lot Cen	2.7500	10200.	95	26370	No
75	GOM_NL__2PRFIN20070317_072033_000000542056_00264_26370_1278.N1	17-MAR-2007 07:20:33	Straylight	53.500	106	9Bet Crv	2.6480	5600.0	107	26370	No
76	GOM_NL__2PRFIN20070317_072251_000000492056_00264_26370_1279.N1	17-MAR-2007 07:22:51	Twilight	49.000	100	4Gam Crv	2.5800	13100.	98	26370	No
77	GOM_NL__2PRFIN20070317_073357_000000452056_00264_26370_1280.N1	17-MAR-2007 07:33:57	Bright	44.500	62	94Bet Leo	2.1360	9700.0	89	26370	No
78	GOM_NL__2PRFIN20070317_074210_000000392056_00264_26370_1281.N1	17-MAR-2007 07:42:10	Bright	39.000	174	52Psi UMa	3.0040	4400.0	78	26370	No
79	GOM_NL__2PRFIN20070317_074522_000000372056_00264_26370_1282.N1	17-MAR-2007 07:45:22	Bright	36.500	82	48Bet UMa	2.3650	10600.	73	26370	No
80	GOM_NL__2PRFIN20070317_074652_000000372056_00264_26370_1283.N1	17-MAR-2007 07:46:52	Bright	37.000	36	50Alp UMa	1.8000	6300.0	74	26370	No
81	GOM_NL__2PRFIN20070317_074822_000000432056_00264_26370_1284.N1	17-MAR-2007 07:48:22	Bright	43.000	32	77Eps UMa	1.7630	11000.	86	26370	No
82	GOM_NL__2PRFIN20070317_075355_000000392056_00264_26370_1285.N1	17-MAR-2007 07:53:55	Bright	39.000	60	7Bet UMi	2.0810	3950.0	78	26370	No
83	GOM_NL__2PRFIN20070317_075756_000000412056_00264_26370_1286.N1	17-MAR-2007 07:57:56	Bright	41.000	119	14Eta Dra	2.7270	4700.0	82	26370	No
84	GOM_NL__2PRFIN20070317_080719_000000392056_00264_26370_1287.N1	17-MAR-2007 08:07:19	Bright	38.500	144	18Del Cyg	2.8600	11000.	77	26370	No
85	GOM_NL__2PRFIN20070317_080847_000000362056_00264_26370_1288.N1	17-MAR-2007 08:08:47	Bright	35.500	66	37Gam Cyg	2.2080	5900.0	71	26370	No
86	GOM_NL__2PRFIN20070317_081854_000000512056_00264_26370_1289.N1	17-MAR-2007 08:18:54	Twilight	51.000	11	53Alp Aql	0.76500	8000.0	102	26370	No
87	GOM_NL__2PRFIN20070317_082909_000000492056_00264_26370_1290.N1	17-MAR-2007 08:29:09	Dark	48.500	155	41Pi Sgr	2.9000	6600.0	97	26370	No
88	GOM_NL__2PRFIN20070317_083112_000000482056_00264_26370_1291.N1	17-MAR-2007 08:31:12	Dark	47.500	57	34Sig Sgr	2.0660	26000.	95	26370	No
89	GOM_NL__2PRFIN20070317_083237_000000522056_00264_26370_1292.N1	17-MAR-2007 08:32:37	Dark	51.500	137	22Lam Sgr	2.8240	4400.0	103	26370	No
90	GOM_NL__2PRFIN20070317_083441_000000482056_00264_26370_1293.N1	17-MAR-2007 08:34:41	Dark	48.000	38	20Eps Sgr	1.8360	11000.	96	26370	No
91	GOM_NL__2PRFIN20070317_084038_000000422056_00265_26371_1288.N1	17-MAR-2007 08:40:38	Dark	41.500	141	Bet Ara	2.8400	4600.0	83	26371	No
92	GOM_NL__2PRFIN20070317_084703_000000522056_00265_26371_1289.N1	17-MAR-2007 08:47:03	Dark	51.500	131	Gam Lup	2.8000	26000.	103	26371	No
93	GOM_NL__2PRFIN20070317_084902_000000482056_00265_26371_1290.N1	17-MAR-2007 08:49:02	Dark	47.500	78	Alp Lup	2.3040	28000.	95	26371	No
94	GOM_NL__2PRFIN20070317_085030_000000512056_00265_26371_1291.N1	17-MAR-2007 08:50:30	Dark	50.500	81	Eta Cen	2.3560	28000.	101	26371	No
95	GOM_NL__2PRFIN20070317_085337_000000532056_00265_26371_1292.N1	17-MAR-2007 08:53:37	Straylight	53.000	54	5The Cen	2.0550	4500.0	106	26371	No
96	GOM_NL__2PRFIN20070317_085525_000000482056_00265_26371_1293.N1	17-MAR-2007 08:55:25	Straylight	48.000	123	lot Cen	2.7500	10200.	96	26371	No
97	GOM_NL__2PRFIN20070317_090109_000000522056_00265_26371_1294.N1	17-MAR-2007 09:01:09	Straylight	52.000	106	9Bet Crv	2.6480	5600.0	104	26371	No
98	GOM_NL__2PRFIN20070317_090327_000000482056_00265_26371_1295.N1	17-MAR-2007 09:03:27	Twilight	48.000	100	4Gam Crv	2.5800	13100.	96	26371	No
99	GOM_NL__2PRFIN20070317_091432_000000462056_00265_26371_1296.N1	17-MAR-2007 09:14:32	Bright	45.500	62	94Bet Leo	2.1360	9700.0	91	26371	No
100	GOM_NL__2PRFIN20070317_092246_000000402056_00265_26371_1297.N1	17-MAR-2007 09:22:46	Bright	40.000	174	52Psi UMa	3.0040	4400.0	80	26371	No
101	GOM_NL__2PRFIN20070317_092558_000000372056_00265_26371_1298.N1	17-MAR-2007 09:25:58	Bright	36.500	82	48Bet UMa	2.3650	10600.	73	26371	No

102	GOM_NL__2PRFIN20070317_092727_000000382056_00265_26371_1299.N1	17-MAR-2007 09:27:27	Bright	38.000	36	50Alp UMa	1.8000	6300.0	76	26371	No
103	GOM_NL__2PRFIN20070317_092858_000000442056_00265_26371_1300.N1	17-MAR-2007 09:28:58	Bright	44.000	32	77Eps UMa	1.7630	11000.	88	26371	No
104	GOM_NL__2PRFIN20070317_093430_000000412056_00265_26371_1301.N1	17-MAR-2007 09:34:30	Bright	40.500	60	7Bet UMi	2.0810	3950.0	81	26371	No
105	GOM_NL__2PRFIN20070317_093832_000000412056_00265_26371_1302.N1	17-MAR-2007 09:38:32	Bright	41.000	119	14Eta Dra	2.7270	4700.0	82	26371	No
106	GOM_NL__2PRFIN20070317_094755_000000382056_00265_26371_1303.N1	17-MAR-2007 09:47:55	Bright	38.000	144	18Del Cyg	2.8600	11000.	76	26371	No
107	GOM_NL__2PRFIN20070317_094923_000000382056_00265_26371_1304.N1	17-MAR-2007 09:49:23	Bright	38.000	66	37Gam Cyg	2.2080	5900.0	76	26371	No
108	GOM_NL__2PRFIN20070317_095931_000000532056_00265_26371_1305.N1	17-MAR-2007 09:59:31	Twilight	52.500	11	53Alp Aql	0.76500	8000.0	105	26371	No
109	GOM_NL__2PRFIN20070317_100946_000000462056_00265_26371_1306.N1	17-MAR-2007 10:09:46	Dark	45.500	155	41Pi Sgr	2.9000	6600.0	91	26371	No
110	GOM_NL__2PRFIN20070317_101149_000000462056_00265_26371_1307.N1	17-MAR-2007 10:11:49	Dark	45.500	57	34Sig Sgr	2.0660	26000.	91	26371	No
111	GOM_NL__2PRFIN20070317_101314_000000512056_00265_26371_1308.N1	17-MAR-2007 10:13:14	Dark	51.000	137	22Lam Sgr	2.8240	4400.0	102	26371	No
112	GOM_NL__2PRFIN20070317_101518_000000472056_00265_26371_1309.N1	17-MAR-2007 10:15:18	Dark	46.500	38	20Eps Sgr	1.8360	11000.	93	26371	No
113	GOM_NL__2PRFIN20070317_102115_000000432056_00266_26372_1306.N1	17-MAR-2007 10:21:15	Dark	42.500	141	Bet Ara	2.8400	4600.0	85	26372	No
114	GOM_NL__2PRFIN20070317_102740_000000522056_00266_26372_1307.N1	17-MAR-2007 10:27:40	Dark	51.500	131	Gam Lup	2.8000	26000.	103	26372	No
115	GOM_NL__2PRFIN20070317_102939_000000472056_00266_26372_1308.N1	17-MAR-2007 10:29:39	Dark	46.500	78	Alp Lup	2.3040	28000.	93	26372	No
116	GOM_NL__2PRFIN20070317_103107_000000532056_00266_26372_1309.N1	17-MAR-2007 10:31:07	Dark	52.500	81	Eta Cen	2.3560	28000.	105	26372	No
117	GOM_NL__2PRFIN20070317_103414_000000552056_00266_26372_1310.N1	17-MAR-2007 10:34:14	Straylight	55.000	54	5The Cen	2.0550	4500.0	110	26372	No
118	GOM_NL__2PRFIN20070317_103601_000000492056_00266_26372_1311.N1	17-MAR-2007 10:36:01	Straylight	49.000	123	lot Cen	2.7500	10200.	98	26372	No
119	GOM_NL__2PRFIN20070317_104145_000000532056_00266_26372_1312.N1	17-MAR-2007 10:41:45	Straylight	52.500	106	9Bet Crv	2.6480	5600.0	105	26372	No
120	GOM_NL__2PRFIN20070317_104403_000000482056_00266_26372_1313.N1	17-MAR-2007 10:44:03	Twilight	48.000	100	4Gam Crv	2.5800	13100.	96	26372	No
121	GOM_NL__2PRFIN20070317_105508_000000442056_00266_26372_1314.N1	17-MAR-2007 10:55:08	Bright	44.000	62	94Bet Leo	2.1360	9700.0	88	26372	No
122	GOM_NL__2PRFIN20070317_110321_000000572056_00266_26372_1315.N1	17-MAR-2007 11:03:21	Bright	57.000	174	52Psi UMa	3.0040	4400.0	114	26372	No
123	GOM_NL__2PRFIN20070317_110633_000000382056_00266_26372_1316.N1	17-MAR-2007 11:06:33	Bright	37.500	82	48Bet UMa	2.3650	10600.	75	26372	No
124	GOM_NL__2PRFIN20070317_110803_000000552056_00266_26372_1317.N1	17-MAR-2007 11:08:03	Bright	55.000	36	50Alp UMa	1.8000	6300.0	110	26372	No
125	GOM_NL__2PRFIN20070317_110933_000000432056_00266_26372_1318.N1	17-MAR-2007 11:09:33	Bright	43.000	32	77Eps UMa	1.7630	11000.	86	26372	No
126	GOM_NL__2PRFIN20070317_111506_000000402056_00266_26372_1319.N1	17-MAR-2007 11:15:06	Bright	40.000	60	7Bet UMi	2.0810	3950.0	80	26372	No
127	GOM_NL__2PRFIN20070317_111907_000000402056_00266_26372_1320.N1	17-MAR-2007 11:19:07	Bright	40.000	119	14Eta Dra	2.7270	4700.0	80	26372	No
128	GOM_NL__2PRFIN20070317_112831_000000392056_00266_26372_1321.N1	17-MAR-2007 11:28:31	Bright	39.000	144	18Del Cyg	2.8600	11000.	78	26372	No
129	GOM_NL__2PRFIN20070317_112959_000000362056_00266_26372_1322.N1	17-MAR-2007 11:29:59	Bright	36.000	66	37Gam Cyg	2.2080	5900.0	72	26372	No
130	GOM_NL__2PRFIN20070317_114007_000000502056_00266_26372_1323.N1	17-MAR-2007 11:40:07	Twilight	50.000	11	53Alp Aql	0.76500	8000.0	100	26372	No
131	GOM_NL__2PRFIN20070317_115022_000000452056_00266_26372_1324.N1	17-MAR-2007 11:50:22	Dark	44.500	155	41Pi Sgr	2.9000	6600.0	89	26372	No
132	GOM_NL__2PRFIN20070317_115225_000000532056_00266_26372_1325.N1	17-MAR-2007 11:52:25	Dark	52.500	57	34Sig Sgr	2.0660	26000.	105	26372	No
133	GOM_NL__2PRFIN20070317_115351_000000492056_00266_26372_1326.N1	17-MAR-2007 11:53:51	Dark	49.000	137	22Lam Sgr	2.8240	4400.0	98	26372	No
134	GOM_NL__2PRFIN20070317_115554_000000482056_00266_26372_1327.N1	17-MAR-2007 11:55:54	Dark	47.500	38	20Eps Sgr	1.8360	11000.	95	26372	No
135	GOM_NL__2PRFIN20070317_120151_000000412056_00267_26373_1319.N1	17-MAR-2007 12:01:51	Dark	40.500	141	Bet Ara	2.8400	4600.0	81	26373	No
136	GOM_NL__2PRFIN20070317_120817_000000542056_00267_26373_1320.N1	17-MAR-2007 12:08:17	Dark	54.000	131	Gam Lup	2.8000	26000.	108	26373	No
137	GOM_NL__2PRFIN20070317_121016_000000472056_00267_26373_1321.N1	17-MAR-2007 12:10:16	Dark	46.500	78	Alp Lup	2.3040	28000.	93	26373	No
138	GOM_NL__2PRFIN20070317_121144_000000502056_00267_26373_1322.N1	17-MAR-2007 12:11:44	Dark	50.000	81	Eta Cen	2.3560	28000.	100	26373	No
139	GOM_NL__2PRFIN20070317_121450_000000552056_00267_26373_1323.N1	17-MAR-2007 12:14:50	Straylight	55.000	54	5The Cen	2.0550	4500.0	110	26373	No
140	GOM_NL__2PRFIN20070317_121637_000000492056_00267_26373_1324.N1	17-MAR-2007 12:16:37	Straylight	48.500	123	lot Cen	2.7500	10200.	97	26373	No
141	GOM_NL__2PRFIN20070317_122221_000000502056_00267_26373_1325.N1	17-MAR-2007 12:22:21	Straylight	50.000	106	9Bet Crv	2.6480	5600.0	100	26373	No
142	GOM_NL__2PRFIN20070317_122439_000000462056_00267_26373_1326.N1	17-MAR-2007 12:24:39	Twilight	45.500	100	4Gam Crv	2.5800	13100.	91	26373	No
143	GOM_NL__2PRFIN20070317_123543_000000462056_00267_26373_1327.N1	17-MAR-2007 12:35:43	Bright	46.000	62	94Bet Leo	2.1360	9700.0	92	26373	No
144	GOM_NL__2PRFIN20070317_124357_000000392056_00267_26373_1328.N1	17-MAR-2007 12:43:57	Bright	39.000	174	52Psi UMa	3.0040	4400.0	78	26373	No
145	GOM_NL__2PRFIN20070317_124709_000000392056_00267_26373_1329.N1	17-MAR-2007 12:47:09	Bright	38.500	82	48Bet UMa	2.3650	10600.	77	26373	No
146	GOM_NL__2PRFIN20070317_124839_000000402056_00267_26373_1330.N1	17-MAR-2007 12:48:39	Bright	39.500	36	50Alp UMa	1.8000	6300.0	79	26373	No
147	GOM_NL__2PRFIN20070317_125008_000000502056_00267_26373_1331.N1	17-MAR-2007 12:50:08	Bright	50.000	32	77Eps UMa	1.7630	11000.	100	26373	No
148	GOM_NL__2PRFIN20070317_125541_000000592056_00267_26373_1332.N1	17-MAR-2007 12:55:41	Bright	59.000	60	7Bet UMi	2.0810	3950.0	118	26373	No
149	GOM_NL__2PRFIN20070317_125942_000000402056_00267_26373_1333.N1	17-MAR-2007 12:59:42	Bright	40.000	119	14Eta Dra	2.7270	4700.0	80	26373	No
150	GOM_NL__2PRFIN20070317_130907_000000592056_00267_26373_1334.N1	17-MAR-2007 13:09:07	Bright	59.000	144	18Del Cyg	2.8600	11000.	118	26373	No
151	GOM_NL__2PRFIN20070317_131035_000000372056_00267_26373_1335.N1	17-MAR-2007 13:10:35	Bright	36.500	66	37Gam Cyg	2.2080	5900.0	73	26373	No
152	GOM_NL__2PRFIN20070317_132043_000000502056_00267_26373_1336.N1	17-MAR-2007 13:20:43	Twilight	50.000	11	53Alp Aql	0.76500	8000.0	100	26373	No
153	GOM_NL__2PRFIN20070317_133059_000000452056_00267_26373_1337.N1	17-MAR-2007 13:30:59	Dark	45.000	155	41Pi Sgr	2.9000	6600.0	90	26373	No
154	GOM_NL__2PRFIN20070317_133302_000000462056_00267_26373_1338.N1	17-MAR-2007 13:33:02	Dark	45.500	57	34Sig Sgr	2.0660	26000.	91	26373	No
155	GOM_NL__2PRFIN20070317_133428_000000512056_00267_26373_1339.N1	17-MAR-2007 13:34:28	Dark	51.000	137	22Lam Sgr	2.8240	4400.0	102	26373	No
156	GOM_NL__2PRFIN20070317_133631_000000472056_00267_26373_1340.N1	17-MAR-2007 13:36:31	Dark	47.000	38	20Eps Sgr	1.8360	11000.	94	26373	No
157	GOM_NL__2PRFIN20070317_134228_000000422056_00268_26374_1344.N1	17-MAR-2007 13:42:28	Dark	41.500	141	Bet Ara	2.8400	4600.0	83	26374	No
158	GOM_NL__2PRFIN20070317_134854_000000542056_00268_26374_1345.N1	17-MAR-2007 13:48:54	Dark	54.000	131	Gam Lup	2.8000	26000.	108	26374	No
159	GOM_NL__2PRFIN20070317_135053_000000472056_00268_26374_1346.N1	17-MAR-2007 13:50:53	Dark	47.000	78	Alp Lup	2.3040	28000.	94	26374	No
160	GOM_NL__2PRFIN20070317_135220_000000492056_00268_26374_1347.N1	17-MAR-2007 13:52:20	Dark	48.500	81	Eta Cen	2.3560	28000.	97	26374	No

161	GOM_NL__2PRFIN20070317_135527_000000582056_00268_26374_1348.N1	17-MAR-2007 13:55:27	Straylight	58.000	54	5The Cen	2.0550	4500.0	116	26374	No
162	GOM_NL__2PRFIN20070317_135714_000000492056_00268_26374_1349.N1	17-MAR-2007 13:57:14	Straylight	48.500	123	lot Cen	2.7500	10200.	97	26374	No
163	GOM_NL__2PRFIN20070317_140258_000000512056_00268_26374_1350.N1	17-MAR-2007 14:02:58	Straylight	50.500	106	9Bet Crv	2.6480	5600.0	101	26374	No
164	GOM_NL__2PRFIN20070317_140515_000000492056_00268_26374_1351.N1	17-MAR-2007 14:05:15	Tw_i_and_stray	49.000	100	4Gam Crv	2.5800	13100.	98	26374	No
165	GOM_NL__2PRFIN20070317_141618_000000472056_00268_26374_1352.N1	17-MAR-2007 14:16:18	Bright	46.500	62	94Bet Leo	2.1360	9700.0	93	26374	No
166	GOM_NL__2PRFIN20070317_142433_000000382056_00268_26374_1353.N1	17-MAR-2007 14:24:33	Bright	37.500	174	52Psi UMa	3.0040	4400.0	75	26374	No
167	GOM_NL__2PRFIN20070317_142744_000000362056_00268_26374_1354.N1	17-MAR-2007 14:27:44	Bright	35.500	82	48Bet UMa	2.3650	10600.	71	26374	No
168	GOM_NL__2PRFIN20070317_142914_000000362056_00268_26374_1355.N1	17-MAR-2007 14:29:14	Bright	35.500	36	50Alp UMa	1.8000	6300.0	71	26374	No
169	GOM_NL__2PRFIN20070317_143043_000000452056_00268_26374_1356.N1	17-MAR-2007 14:30:43	Bright	44.500	32	77Eps UMa	1.7630	11000.	89	26374	No
170	GOM_NL__2PRFIN20070317_143617_000000412056_00268_26374_1357.N1	17-MAR-2007 14:36:17	Bright	41.000	60	7Bet UMi	2.0810	3950.0	82	26374	No
171	GOM_NL__2PRFIN20070317_144018_000000382056_00268_26374_1358.N1	17-MAR-2007 14:40:18	Bright	38.000	119	14Eta Dra	2.7270	4700.0	76	26374	No
172	GOM_NL__2PRFIN20070317_144943_000000452056_00268_26374_1359.N1	17-MAR-2007 14:49:43	Bright	44.500	144	18Del Cyg	2.8600	11000.	89	26374	No
173	GOM_NL__2PRFIN20070317_145111_000000382056_00268_26374_1360.N1	17-MAR-2007 14:51:11	Bright	37.500	66	37Gam Cyg	2.2080	5900.0	75	26374	No
174	GOM_NL__2PRFIN20070317_150120_000000512056_00268_26374_1361.N1	17-MAR-2007 15:01:20	Tw_i_and_stray	51.000	11	53Alp Aql	0.76500	8000.0	102	26374	No
175	GOM_NL__2PRFIN20070317_151136_000000492056_00268_26374_1362.N1	17-MAR-2007 15:11:36	Dark	48.500	155	41Pi Sgr	2.9000	6600.0	97	26374	No
176	GOM_NL__2PRFIN20070317_151339_000000462056_00268_26374_1363.N1	17-MAR-2007 15:13:39	Dark	46.000	57	34Sig Sgr	2.0660	26000.	92	26374	No
177	GOM_NL__2PRFIN20070317_151505_000000502056_00268_26374_1364.N1	17-MAR-2007 15:15:05	Dark	49.500	137	22Lam Sgr	2.8240	4400.0	99	26374	No
178	GOM_NL__2PRFIN20070317_151708_000000482056_00268_26374_1365.N1	17-MAR-2007 15:17:08	Dark	47.500	38	20Eps Sgr	1.8360	11000.	95	26374	No
179	GOM_NL__2PRFIN20070317_152304_000000412056_00269_26375_1359.N1	17-MAR-2007 15:23:04	Dark	40.500	141	Bet Ara	2.8400	4600.0	81	26375	No
180	GOM_NL__2PRFIN20070317_152931_000000532056_00269_26375_1360.N1	17-MAR-2007 15:29:31	Dark	53.000	131	Gam Lup	2.8000	26000.	106	26375	No
181	GOM_NL__2PRFIN20070317_153129_000000472056_00269_26375_1361.N1	17-MAR-2007 15:31:29	Dark	47.000	78	Alp Lup	2.3040	28000.	94	26375	No
182	GOM_NL__2PRFIN20070317_153257_000000512056_00269_26375_1362.N1	17-MAR-2007 15:32:57	Dark	50.500	81	Eta Cen	2.3560	28000.	101	26375	No
183	GOM_NL__2PRFIN20070317_153604_000000582056_00269_26375_1363.N1	17-MAR-2007 15:36:04	Straylight	58.000	54	5The Cen	2.0550	4500.0	116	26375	No
184	GOM_NL__2PRFIN20070317_153750_000000502056_00269_26375_1364.N1	17-MAR-2007 15:37:50	Straylight	49.500	123	lot Cen	2.7500	10200.	99	26375	No
185	GOM_NL__2PRFIN20070317_154334_000000542056_00269_26375_1365.N1	17-MAR-2007 15:43:34	Straylight	53.500	106	9Bet Crv	2.6480	5600.0	107	26375	No
186	GOM_NL__2PRFIN20070317_154551_000000502056_00269_26375_1366.N1	17-MAR-2007 15:45:51	Tw_i_and_stray	49.500	100	4Gam Crv	2.5800	13100.	99	26375	No
187	GOM_NL__2PRFIN20070317_155654_000000462056_00269_26375_1367.N1	17-MAR-2007 15:56:54	Bright	46.000	62	94Bet Leo	2.1360	9700.0	92	26375	No
188	GOM_NL__2PRFIN20070317_160508_000000402056_00269_26375_1368.N1	17-MAR-2007 16:05:08	Bright	40.000	174	52Psi UMa	3.0040	4400.0	80	26375	No
189	GOM_NL__2PRFIN20070317_160820_000000382056_00269_26375_1369.N1	17-MAR-2007 16:08:20	Bright	37.500	82	48Bet UMa	2.3650	10600.	75	26375	No
190	GOM_NL__2PRFIN20070317_160950_000000392056_00269_26375_1370.N1	17-MAR-2007 16:09:50	Bright	38.500	36	50Alp UMa	1.8000	6300.0	77	26375	No
191	GOM_NL__2PRFIN20070317_161119_000000442056_00269_26375_1371.N1	17-MAR-2007 16:11:19	Bright	43.500	32	77Eps UMa	1.7630	11000.	87	26375	No
192	GOM_NL__2PRFIN20070317_161652_000000412056_00269_26375_1372.N1	17-MAR-2007 16:16:52	Bright	41.000	60	7Bet UMi	2.0810	3950.0	82	26375	No
193	GOM_NL__2PRFIN20070317_162053_000000382056_00269_26375_1373.N1	17-MAR-2007 16:20:53	Bright	38.000	119	14Eta Dra	2.7270	4700.0	76	26375	No
194	GOM_NL__2PRFIN20070317_163019_000000392056_00269_26375_1374.N1	17-MAR-2007 16:30:19	Bright	39.000	144	18Del Cyg	2.8600	11000.	78	26375	No
195	GOM_NL__2PRFIN20070317_163147_000000392056_00269_26375_1375.N1	17-MAR-2007 16:31:47	Bright	38.500	66	37Gam Cyg	2.2080	5900.0	77	26375	No
196	GOM_NL__2PRFIN20070317_164156_000000532056_00269_26375_1376.N1	17-MAR-2007 16:41:56	Tw_i_and_stray	53.000	11	53Alp Aql	0.76500	8000.0	106	26375	No
197	GOM_NL__2PRFIN20070317_165213_000000462056_00269_26375_1377.N1	17-MAR-2007 16:52:13	Dark	46.000	155	41Pi Sgr	2.9000	6600.0	92	26375	No
198	GOM_NL__2PRFIN20070317_165416_000000462056_00269_26375_1378.N1	17-MAR-2007 16:54:16	Dark	46.000	57	34Sig Sgr	2.0660	26000.	92	26375	No
199	GOM_NL__2PRFIN20070317_165542_000000542056_00269_26375_1379.N1	17-MAR-2007 16:55:42	Dark	53.500	137	22Lam Sgr	2.8240	4400.0	107	26375	No
200	GOM_NL__2PRFIN20070317_165745_000000502056_00269_26375_1380.N1	17-MAR-2007 16:57:45	Dark	50.000	38	20Eps Sgr	1.8360	11000.	100	26375	No
201	GOM_NL__2PRFIN20070317_170341_000000422056_00270_26376_1369.N1	17-MAR-2007 17:03:41	Dark	42.000	141	Bet Ara	2.8400	4600.0	84	26376	No
202	GOM_NL__2PRFIN20070317_171008_000000532056_00270_26376_1370.N1	17-MAR-2007 17:10:08	Dark	53.000	131	Gam Lup	2.8000	26000.	106	26376	No
203	GOM_NL__2PRFIN20070317_171206_000000462056_00270_26376_1371.N1	17-MAR-2007 17:12:06	Dark	46.000	78	Alp Lup	2.3040	28000.	92	26376	No
204	GOM_NL__2PRFIN20070317_171334_000000522056_00270_26376_1372.N1	17-MAR-2007 17:13:34	Dark	51.500	81	Eta Cen	2.3560	28000.	103	26376	No
205	GOM_NL__2PRFIN20070317_171640_000000602056_00270_26376_1373.N1	17-MAR-2007 17:16:40	Straylight	60.000	54	5The Cen	2.0550	4500.0	120	26376	No
206	GOM_NL__2PRFIN20070317_171827_000000512056_00270_26376_1374.N1	17-MAR-2007 17:18:27	Straylight	51.000	123	lot Cen	2.7500	10200.	102	26376	No
207	GOM_NL__2PRFIN20070317_172410_000000552056_00270_26376_1375.N1	17-MAR-2007 17:24:10	Straylight	55.000	106	9Bet Crv	2.6480	5600.0	110	26376	No
208	GOM_NL__2PRFIN20070317_172628_000000512056_00270_26376_1376.N1	17-MAR-2007 17:26:28	Tw_i_and_stray	50.500	100	4Gam Crv	2.5800	13100.	101	26376	No
209	GOM_NL__2PRFIN20070317_173730_000000452056_00270_26376_1377.N1	17-MAR-2007 17:37:30	Bright	44.500	62	94Bet Leo	2.1360	9700.0	89	26376	No
210	GOM_NL__2PRFIN20070317_174544_000000392056_00270_26376_1378.N1	17-MAR-2007 17:45:44	Bright	38.500	174	52Psi UMa	3.0040	4400.0	77	26376	No
211	GOM_NL__2PRFIN20070317_174856_000000372056_00270_26376_1379.N1	17-MAR-2007 17:48:56	Bright	37.000	82	48Bet UMa	2.3650	10600.	74	26376	No
212	GOM_NL__2PRFIN20070317_175026_000000392056_00270_26376_1380.N1	17-MAR-2007 17:50:26	Bright	38.500	36	50Alp UMa	1.8000	6300.0	77	26376	No
213	GOM_NL__2PRFIN20070317_175154_000000442056_00270_26376_1381.N1	17-MAR-2007 17:51:54	Bright	44.000	32	77Eps UMa	1.7630	11000.	88	26376	No
214	GOM_NL__2PRFIN20070317_175728_000000412056_00270_26376_1382.N1	17-MAR-2007 17:57:28	Bright	41.000	60	7Bet UMi	2.0810	3950.0	82	26376	No
215	GOM_NL__2PRFIN20070317_180128_000000372056_00270_26376_1383.N1	17-MAR-2007 18:01:28	Bright	37.000	119	14Eta Dra	2.7270	4700.0	74	26376	No
216	GOM_NL__2PRFIN20070317_181055_000000402056_00270_26376_1384.N1	17-MAR-2007 18:10:55	Bright	39.500	144	18Del Cyg	2.8600	11000.	79	26376	No
217	GOM_NL__2PRFIN20070317_181223_000000382056_00270_26376_1385.N1	17-MAR-2007 18:12:23	Bright	38.000	66	37Gam Cyg	2.2080	5900.0	76	26376	No
218	GOM_NL__2PRFIN20070317_182232_000000502056_00270_26376_1386.N1	17-MAR-2007 18:22:32	Tw_i_and_stray	50.000	11	53Alp Aql	0.76500	8000.0	100	26376	No
219	GOM_NL__2PRFIN20070317_183249_000000472056_00270_26376_1387.N1	17-MAR-2007 18:32:49	Dark	46.500	155	41Pi Sgr	2.9000	6600.0	93	26376	No

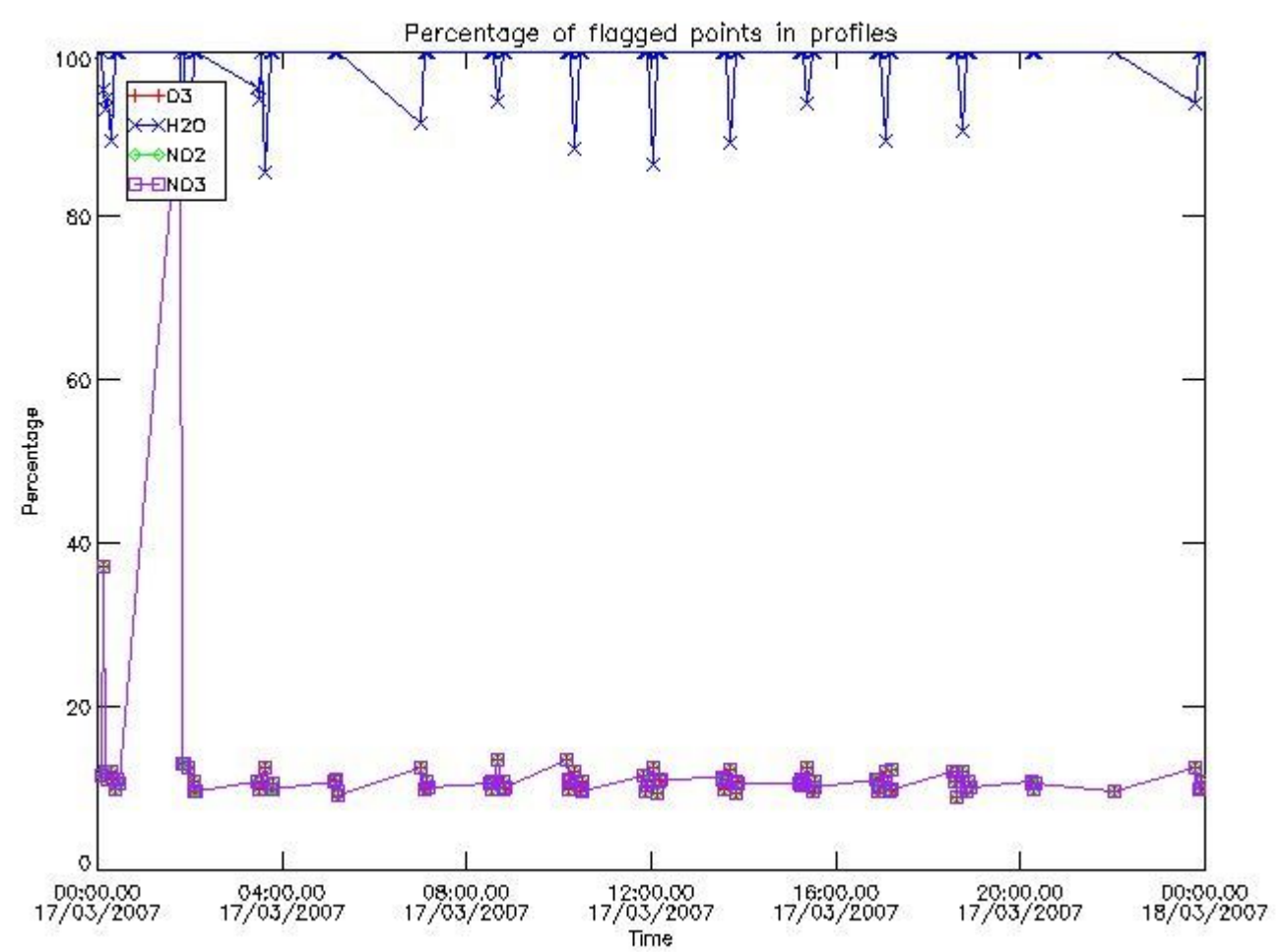


220	GOM_NL__2PRFIN20070317_183453_000000472056_00270_26376_1388.N1	17-MAR-2007 18:34:53	Dark	47.000	57	34Sig Sgr	2.0660	26000.	94	26376	No
221	GOM_NL__2PRFIN20070317_183620_000000572056_00270_26376_1389.N1	17-MAR-2007 18:36:20	Dark	56.500	137	22Lam Sgr	2.8240	4400.0	113	26376	No
222	GOM_NL__2PRFIN20070317_183822_000000472056_00270_26376_1390.N1	17-MAR-2007 18:38:22	Dark	46.500	38	20Eps Sgr	1.8360	11000.	93	26376	No
223	GOM_NL__2PRFIN20070317_184418_000000422056_00271_26377_1383.N1	17-MAR-2007 18:44:18	Dark	42.000	141	Bet Ara	2.8400	4600.0	84	26377	No
224	GOM_NL__2PRFIN20070317_185045_000000532056_00271_26377_1384.N1	17-MAR-2007 18:50:45	Dark	52.500	131	Gam Lup	2.8000	26000.	105	26377	No
225	GOM_NL__2PRFIN20070317_185243_000000472056_00271_26377_1385.N1	17-MAR-2007 18:52:43	Dark	46.500	78	Alp Lup	2.3040	28000.	93	26377	No
226	GOM_NL__2PRFIN20070317_185411_000000502056_00271_26377_1386.N1	17-MAR-2007 18:54:11	Dark	49.500	81	Eta Cen	2.3560	28000.	99	26377	No
227	GOM_NL__2PRFIN20070317_185717_000000602056_00271_26377_1387.N1	17-MAR-2007 18:57:17	Straylight	60.000	54	5The Cen	2.0550	4500.0	120	26377	No
228	GOM_NL__2PRFIN20070317_185904_000000482056_00271_26377_1388.N1	17-MAR-2007 18:59:04	Straylight	48.000	123	lot Cen	2.7500	10200.	96	26377	No
229	GOM_NL__2PRFIN20070317_190446_000000522056_00271_26377_1389.N1	17-MAR-2007 19:04:46	Straylight	52.000	106	9Bet Crv	2.6480	5600.0	104	26377	No
230	GOM_NL__2PRFIN20070317_190704_000000502056_00271_26377_1390.N1	17-MAR-2007 19:07:04	Twilight_stray	50.000	100	4Gam Crv	2.5800	13100.	100	26377	No
231	GOM_NL__2PRFIN20070317_191805_000000452056_00271_26377_1391.N1	17-MAR-2007 19:18:05	Bright	45.000	62	94Bet Leo	2.1360	9700.0	90	26377	No
232	GOM_NL__2PRFIN20070317_192619_000000372056_00271_26377_1392.N1	17-MAR-2007 19:26:19	Bright	37.000	174	52Psi UMa	3.0040	4400.0	74	26377	No
233	GOM_NL__2PRFIN20070317_192932_000000382056_00271_26377_1393.N1	17-MAR-2007 19:29:32	Bright	37.500	82	48Bet UMa	2.3650	10600.	75	26377	No
234	GOM_NL__2PRFIN20070317_193101_000000382056_00271_26377_1394.N1	17-MAR-2007 19:31:01	Bright	38.000	36	50Alp UMa	1.8000	6300.0	76	26377	No
235	GOM_NL__2PRFIN20070317_193229_000000452056_00271_26377_1395.N1	17-MAR-2007 19:32:29	Bright	45.000	32	77Eps UMa	1.7630	11000.	90	26377	No
236	GOM_NL__2PRFIN20070317_193804_000000412056_00271_26377_1396.N1	17-MAR-2007 19:38:04	Bright	40.500	60	7Bet UMi	2.0810	3950.0	81	26377	No
237	GOM_NL__2PRFIN20070317_194204_000000372056_00271_26377_1397.N1	17-MAR-2007 19:42:04	Bright	37.000	119	14Eta Dra	2.7270	4700.0	74	26377	No
238	GOM_NL__2PRFIN20070317_195131_000000392056_00271_26377_1398.N1	17-MAR-2007 19:51:31	Bright	38.500	144	18Del Cyg	2.8600	11000.	77	26377	No
239	GOM_NL__2PRFIN20070317_195259_000000392056_00271_26377_1399.N1	17-MAR-2007 19:52:59	Bright	39.000	66	37Gam Cyg	2.2080	5900.0	78	26377	No
240	GOM_NL__2PRFIN20070317_200309_000000532056_00271_26377_1400.N1	17-MAR-2007 20:03:09	Twilight_stray	53.000	11	53Alp Aql	0.76500	8000.0	106	26377	No
241	GOM_NL__2PRFIN20070317_201326_000000472056_00271_26377_1401.N1	17-MAR-2007 20:13:26	Dark	46.500	155	41Pi Sgr	2.9000	6600.0	93	26377	No
242	GOM_NL__2PRFIN20070317_201530_000000492056_00271_26377_1402.N1	17-MAR-2007 20:15:30	Dark	48.500	57	34Sig Sgr	2.0660	26000.	97	26377	No
243	GOM_NL__2PRFIN20070317_201657_000000512056_00271_26377_1403.N1	17-MAR-2007 20:16:57	Dark	51.000	137	22Lam Sgr	2.8240	4400.0	102	26377	No
244	GOM_NL__2PRFIN20070317_201859_000000492056_00271_26377_1404.N1	17-MAR-2007 20:18:59	Dark	48.500	38	20Eps Sgr	1.8360	11000.	97	26377	No
245	GOM_NL__2PRFIN20070317_220318_000000532056_00273_26379_1407.N1	17-MAR-2007 22:03:18	Dark	53.000	25	35Lam Sco	1.6200	28000.	106	26379	No
246	GOM_NL__2PRFIN20070317_234607_000000412056_00274_26380_1426.N1	17-MAR-2007 23:46:07	Dark	40.500	141	Bet Ara	2.8400	4600.0	81	26380	No
247	GOM_NL__2PRFIN20070317_235236_000000522056_00274_26380_1427.N1	17-MAR-2007 23:52:36	Dark	51.500	131	Gam Lup	2.8000	26000.	103	26380	No
248	GOM_NL__2PRFIN20070317_235433_000000472056_00274_26380_1428.N1	17-MAR-2007 23:54:33	Dark	46.500	78	Alp Lup	2.3040	28000.	93	26380	No
249	GOM_NL__2PRFIN20070317_235601_000000502056_00274_26380_1429.N1	17-MAR-2007 23:56:01	Dark	50.000	81	Eta Cen	2.3560	28000.	100	26380	No
250	GOM_NL__2PRFIN20070317_235907_000000602056_00274_26380_1430.N1	17-MAR-2007 23:59:07	Straylight	59.500	54	5The Cen	2.0550	4500.0	119	26380	No

### 3. Quality information per product

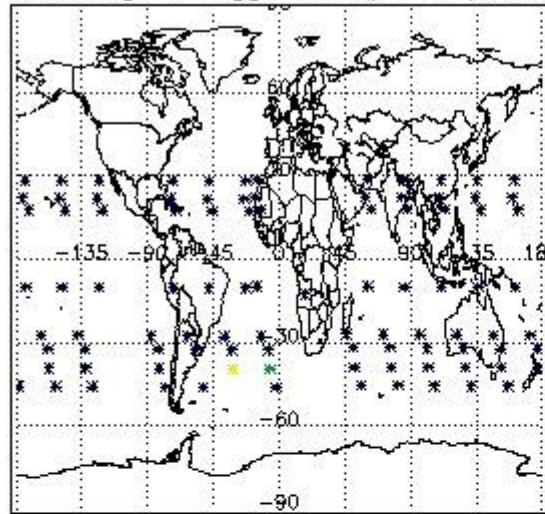
In this section it is plotted some information contained in the Quality Summary data set of the level 2 products. Only products in dark limb conditions and without errors (error flag in the MPH set to "0") are used.

#### 3.1 Plot quality information per product (time dependant)

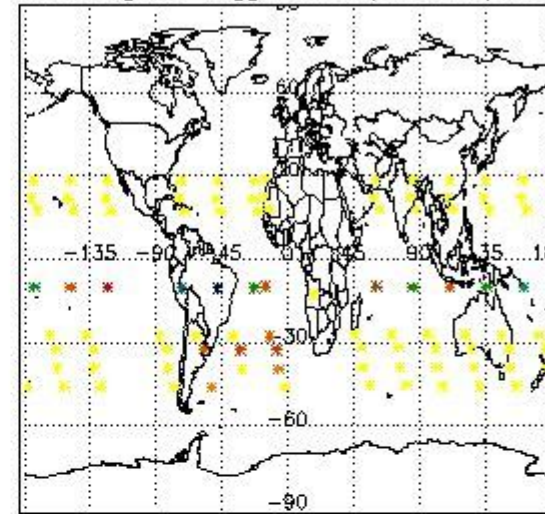


3.2 Plot quality information per product (world map)

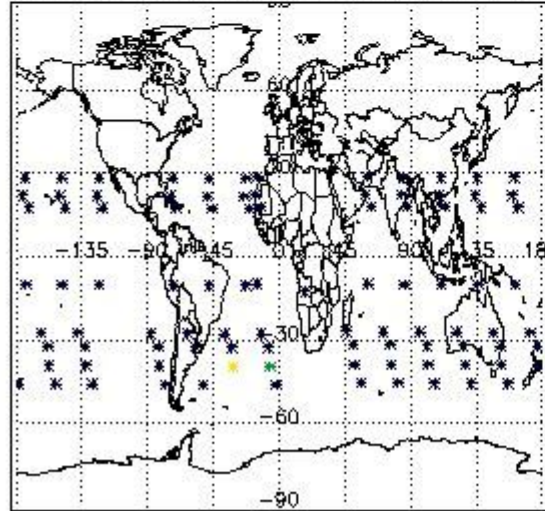
Percentage of flagged data per O3 profile



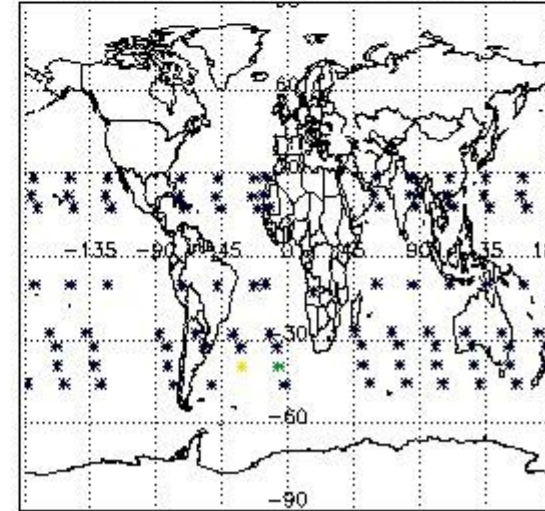
Percentage of flagged data per H2O profile



Percentage of flagged data per NO2 profile



Percentage of flagged data per NO3 profile



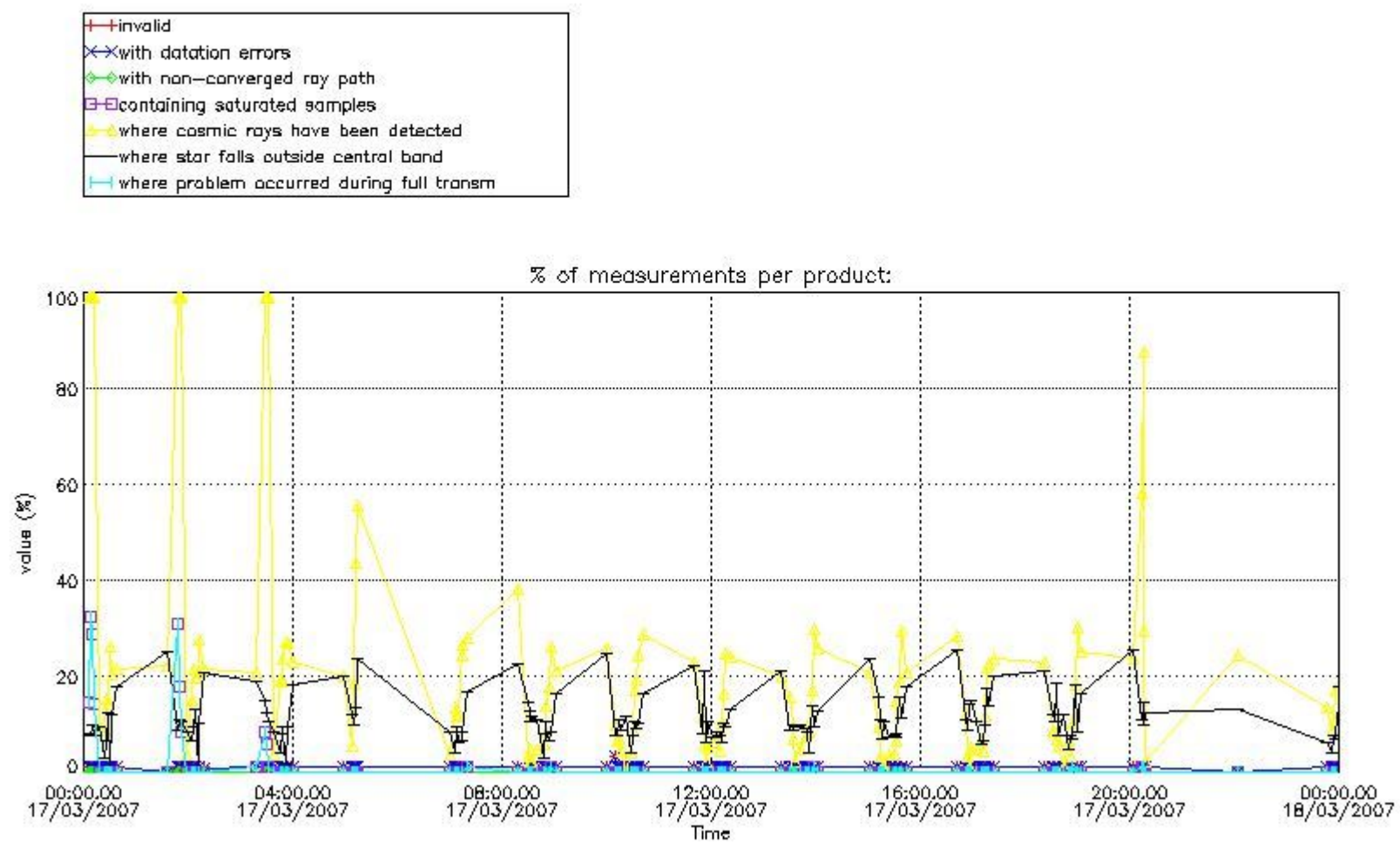
#### 4. Level 1 quality information per product

In this section it is plotted some information contained in the Quality Summary data set of the level 2 products that comes from the level 1b processing. Products without errors (error flag in the MPH set to "0") are used.

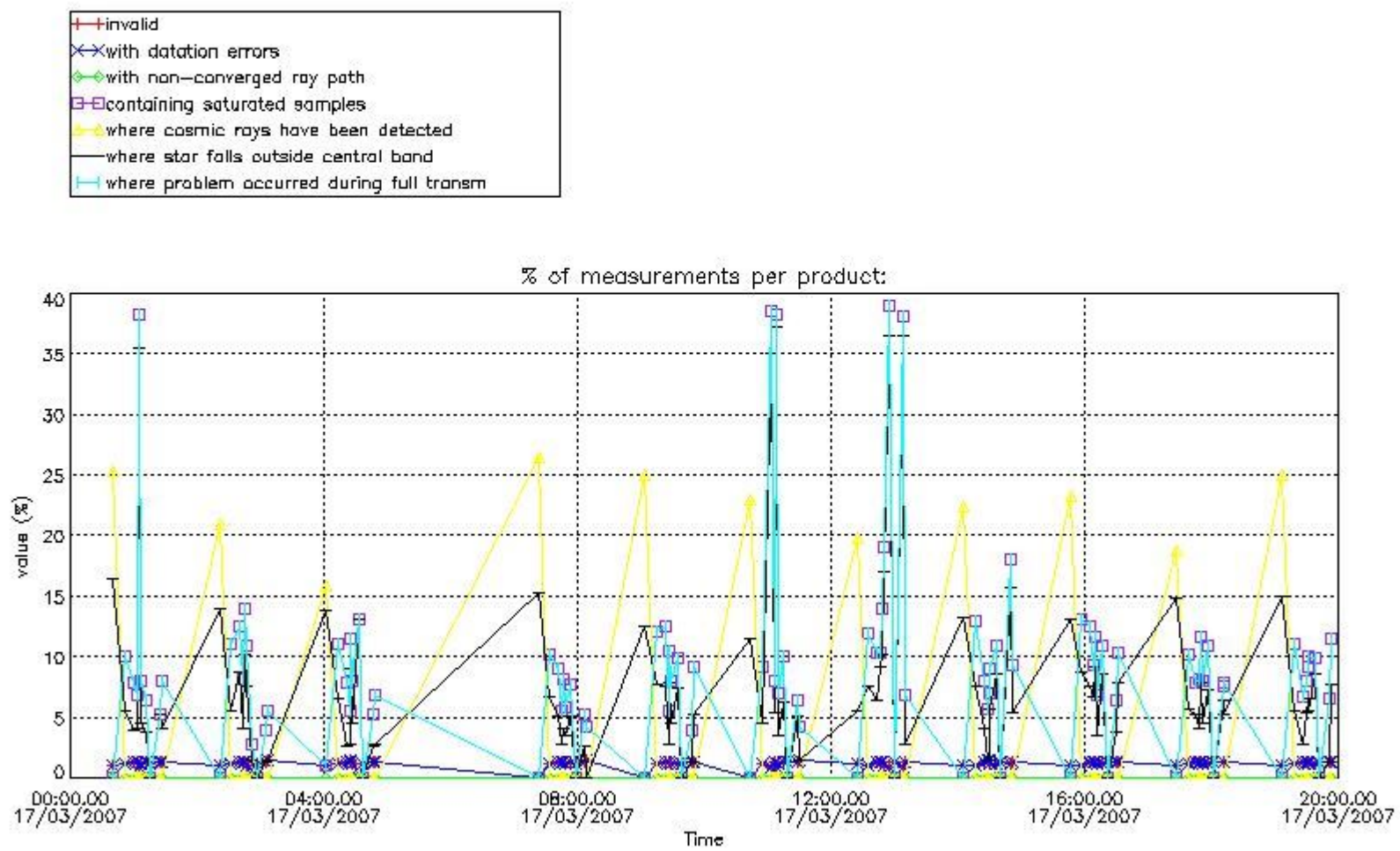
##### 4.1 Plot quality information per product (time dependant) coming from level 1b processing

###### 4.1.1 Plot level 1 quality information per product (time dependant): ENVISAT ASCENDING passes





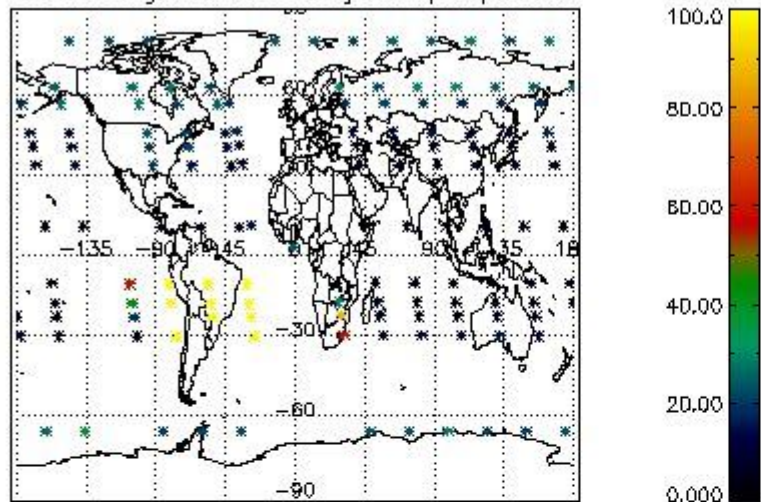
4.1.2 Plot level 1 quality information per product (time dependant): ENVISAT DESCENDING passes



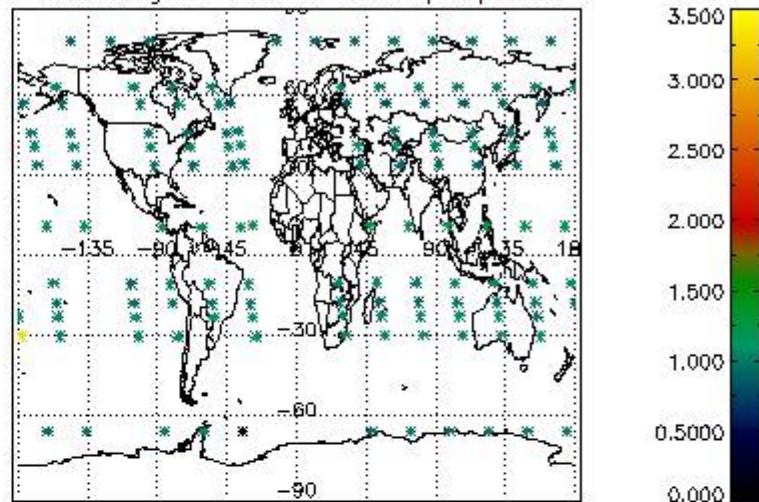
#### 4.2 Plot quality information per product coming from level 1b processing (world map)

##### 4.2.1 Plot level 1 quality information per product (world map): ENVISAT ASCENDING passes

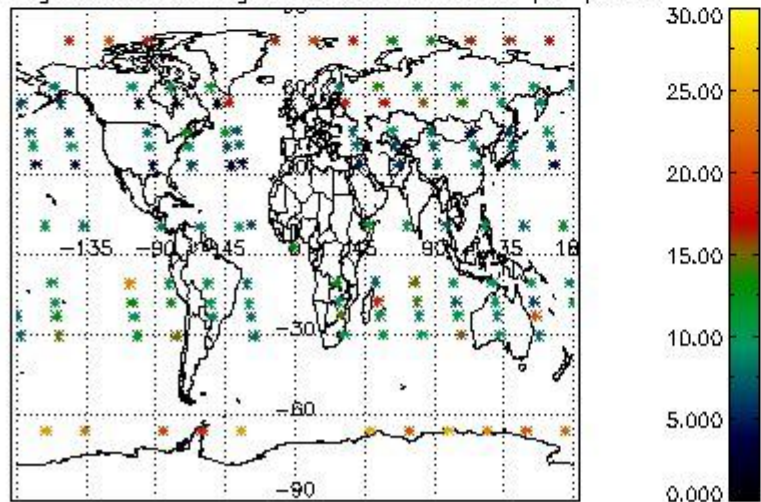
Percentage of cosmic ray hits per profile



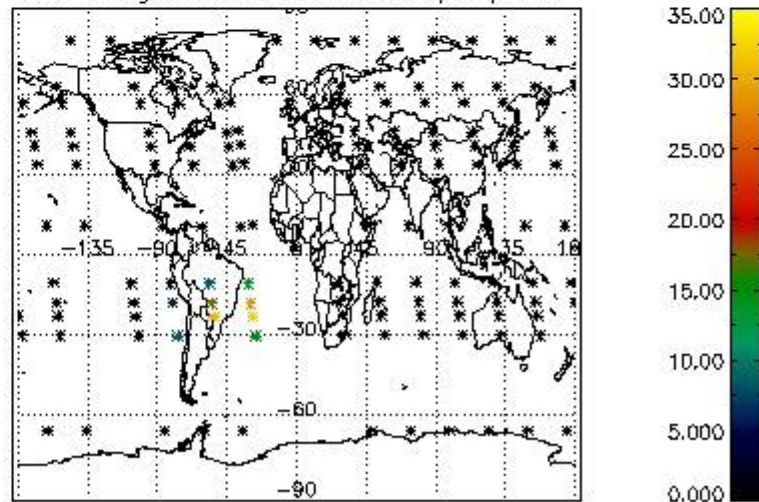
Percentage of datation errors per profile



Percentage of star falling outside central band per profile

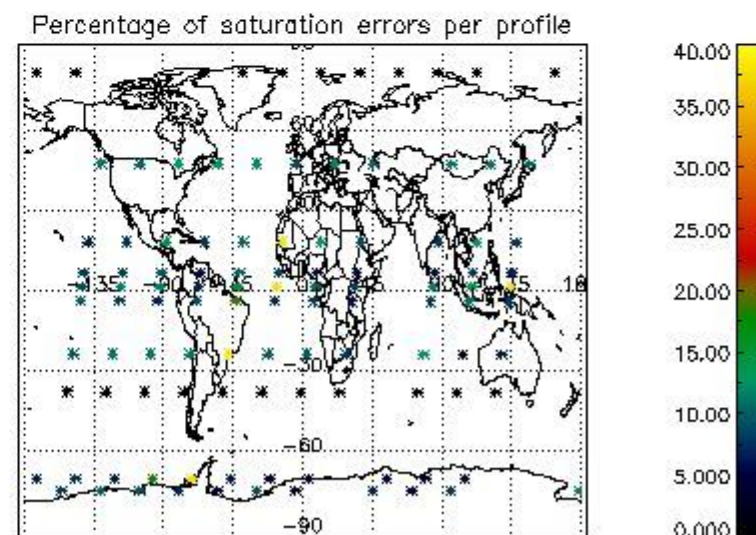
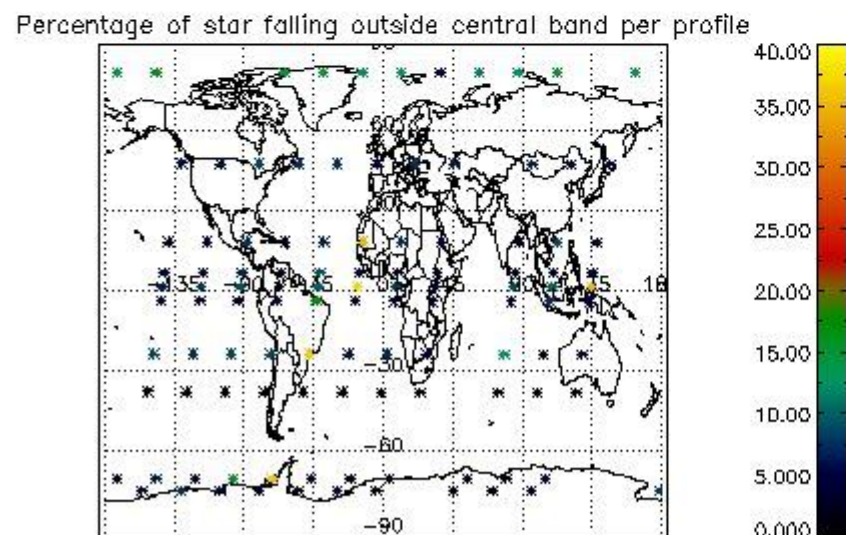
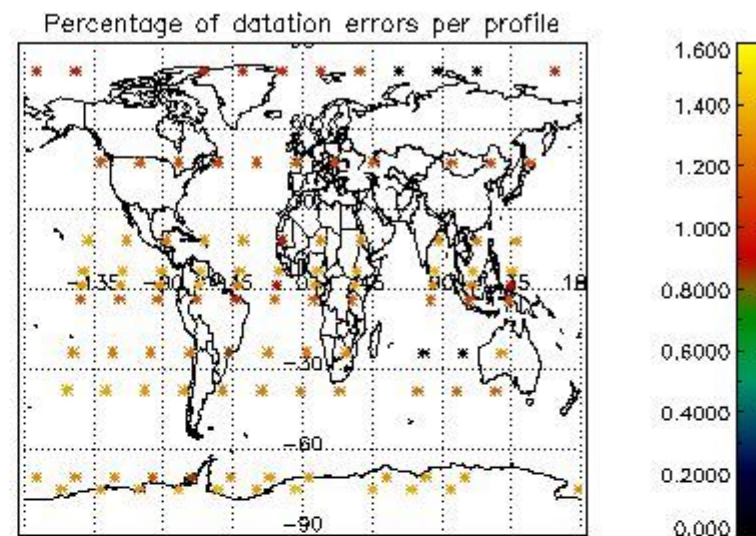
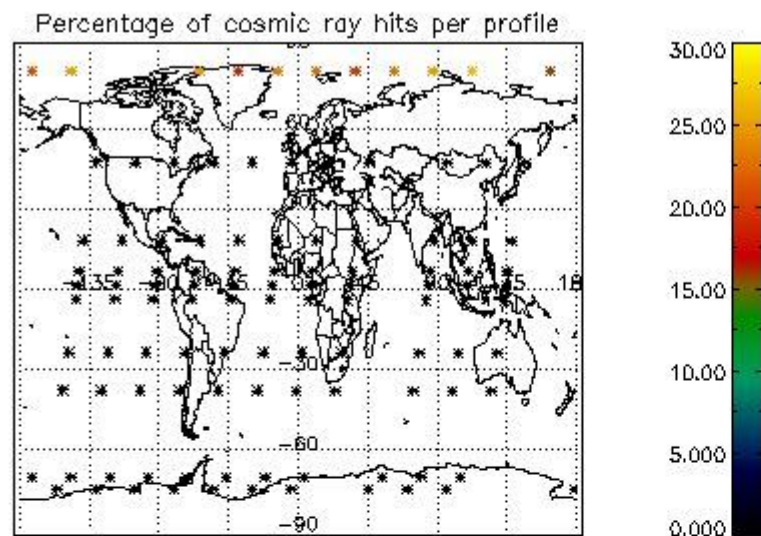


Percentage of saturation errors per profile



4.2.2 Plot level 1 quality information per product (world map): ENVISAT DESCENDING passes





## 5. Trace gas profiles

### 5.1 Ozone statistics based on quality of products

The final quality of the products can be "measured" using the STD (Standard Deviation) attached to every point profile. This information is written to the parameter GOM\_NL\_\_2P/NL\_LOCAL\_SPECIES\_DENSITY/o3\_std of the level 2 products. The table below shows the statistics for given STD ranges.

The statistics are given with respect to the overall valid production:

- Products without fatal errors: GOM\_NL\_\_2P/MPH/PRODUCT\_ERR=0
- Valid point profile: GOM\_NL\_\_2P/NL\_LOCAL\_SPECIES\_DENSITY/pcd(0)=0

The 'Criteria' is applied to valid points of dark limb products:

- Products in dark limb illumination condition: GOM\_NL\_\_2P/NL\_SUMMARY\_QUALITY/obs\_ill\_cond=0
- Products without fatal errors: GOM\_NL\_\_2P/MPH/PRODUCT\_ERR=0
- Valid point profile: GOM\_NL\_\_2P/NL\_LOCAL\_SPECIES\_DENSITY/pcd(0)=0

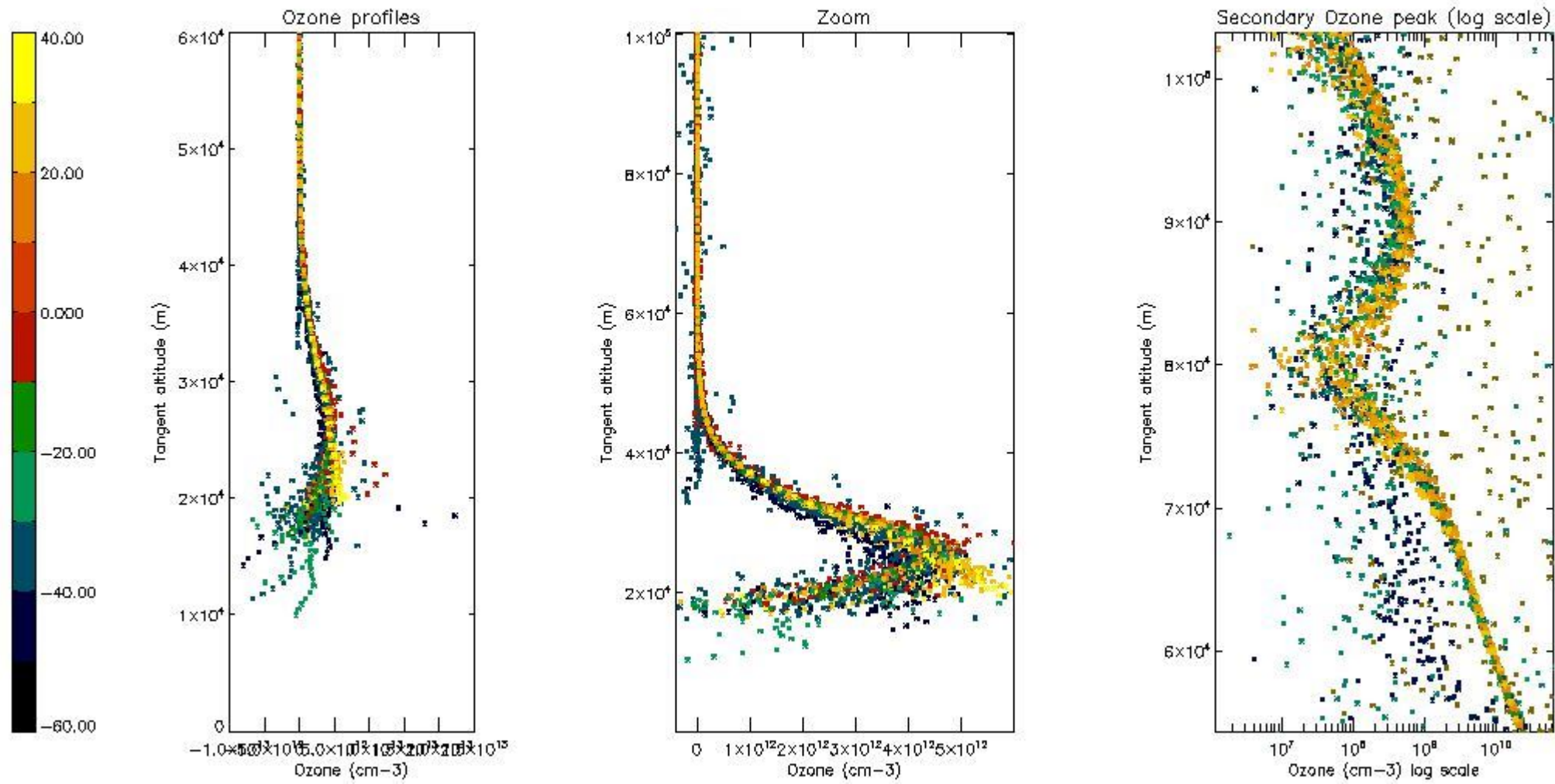
So, the table below shows the percentage of dark limb and valid observations for each criteria with respect to the overall valid daily observations.

Criteria	% of total production
All STD	40
STD < 20	21

STD < 10	17
STD < 5	13

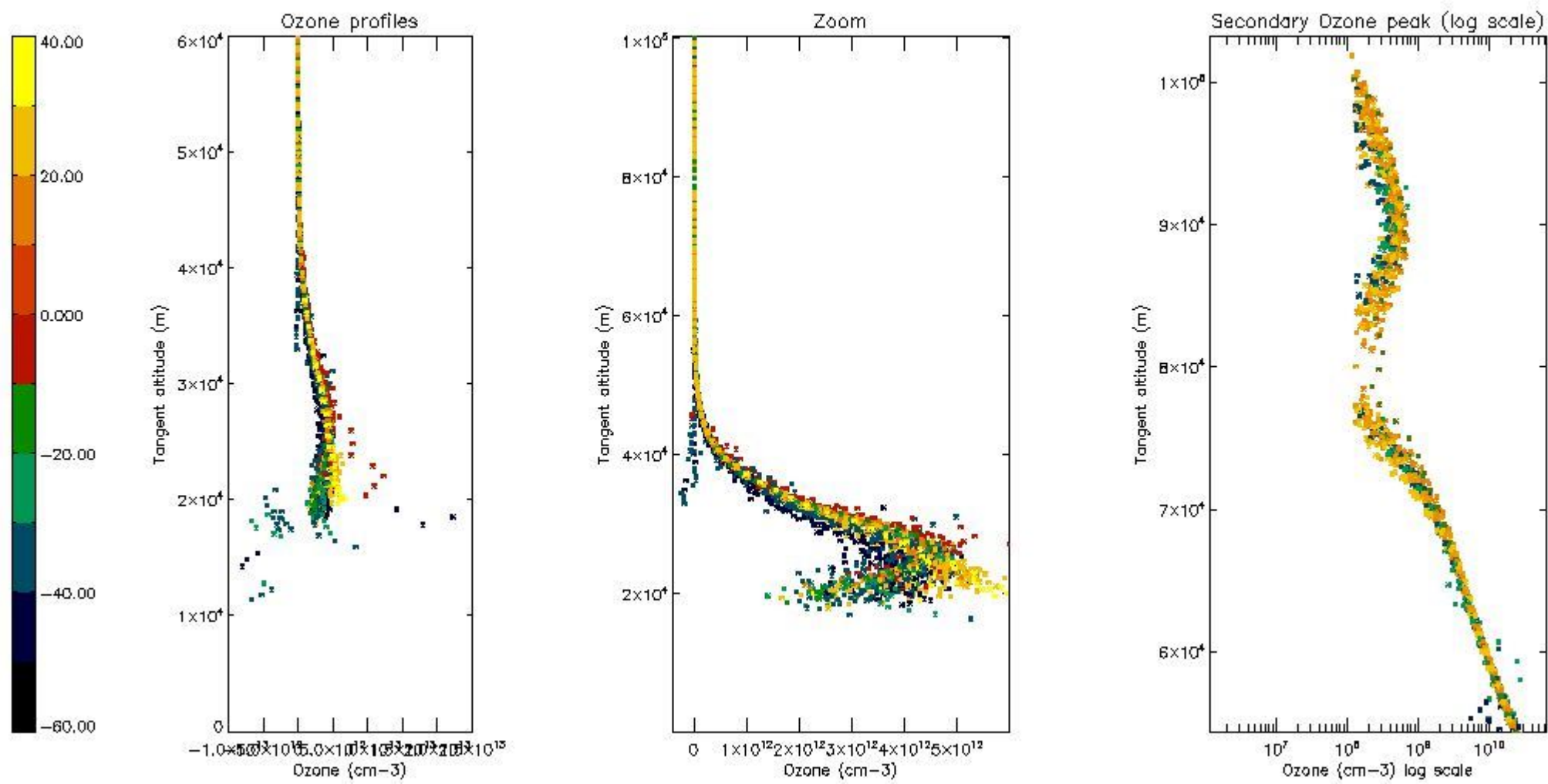
5.2 Plot ozone profiles for all STD (dark without errors)

The colorbar represents the latitude.



5.3 Plot ozone profiles where STD < 20% (dark without errors)

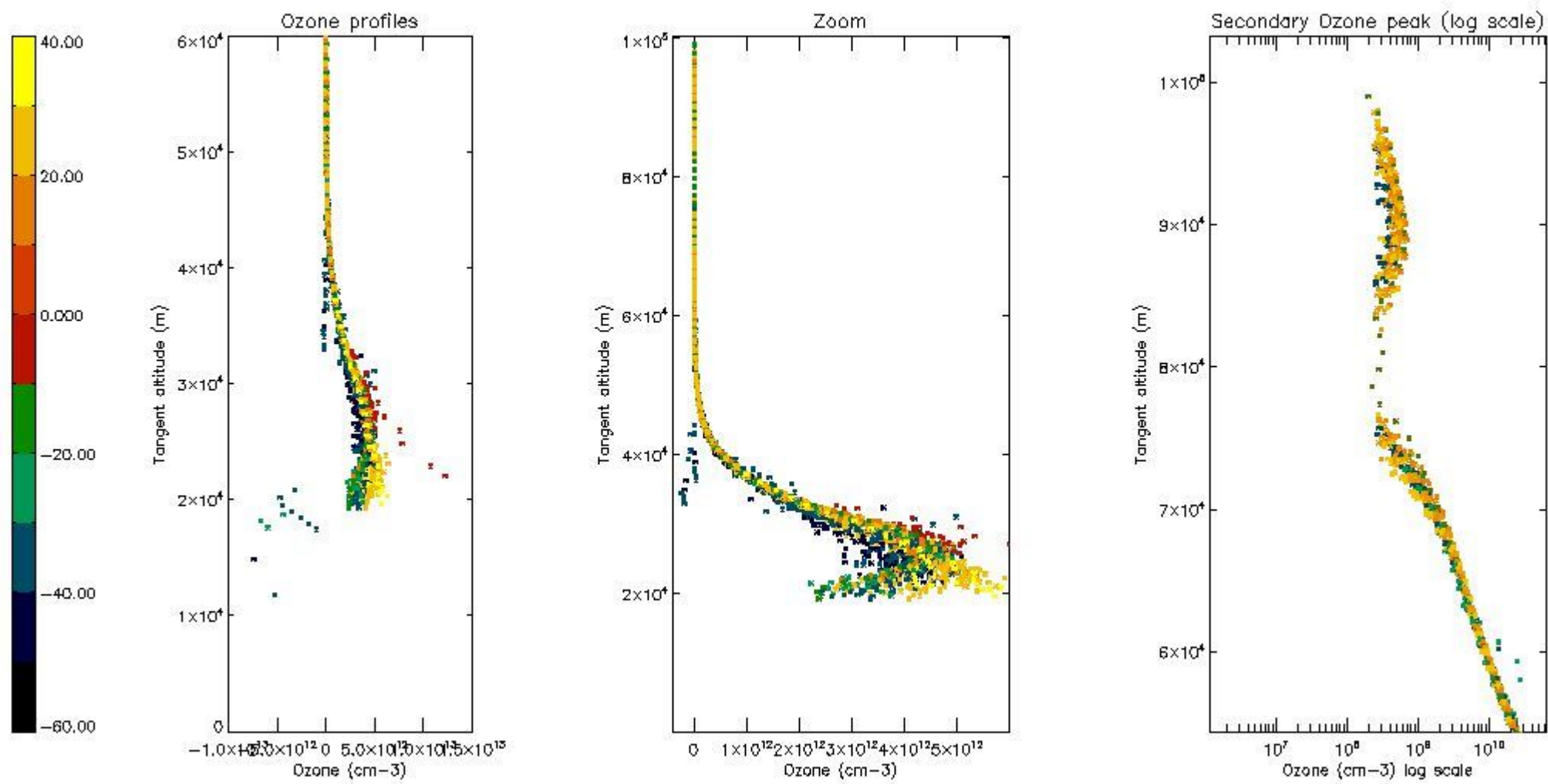
The colorbar represents the latitude.



*5.4 Plot ozone profiles where STD < 10% (dark without errors)*

The colorbar represents the latitude.

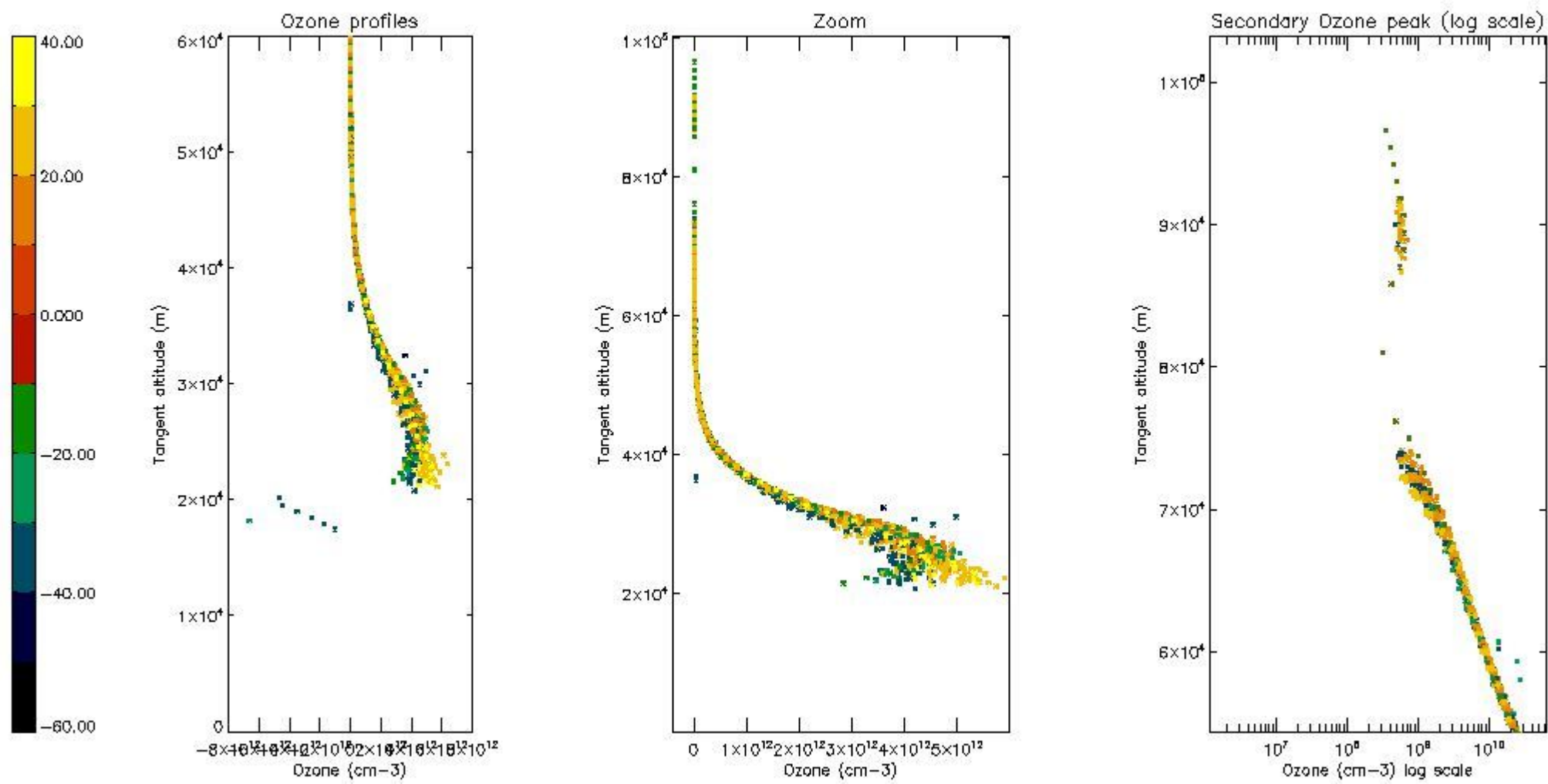




*5.5 Plot ozone profiles where STD < 5% (dark without errors)*

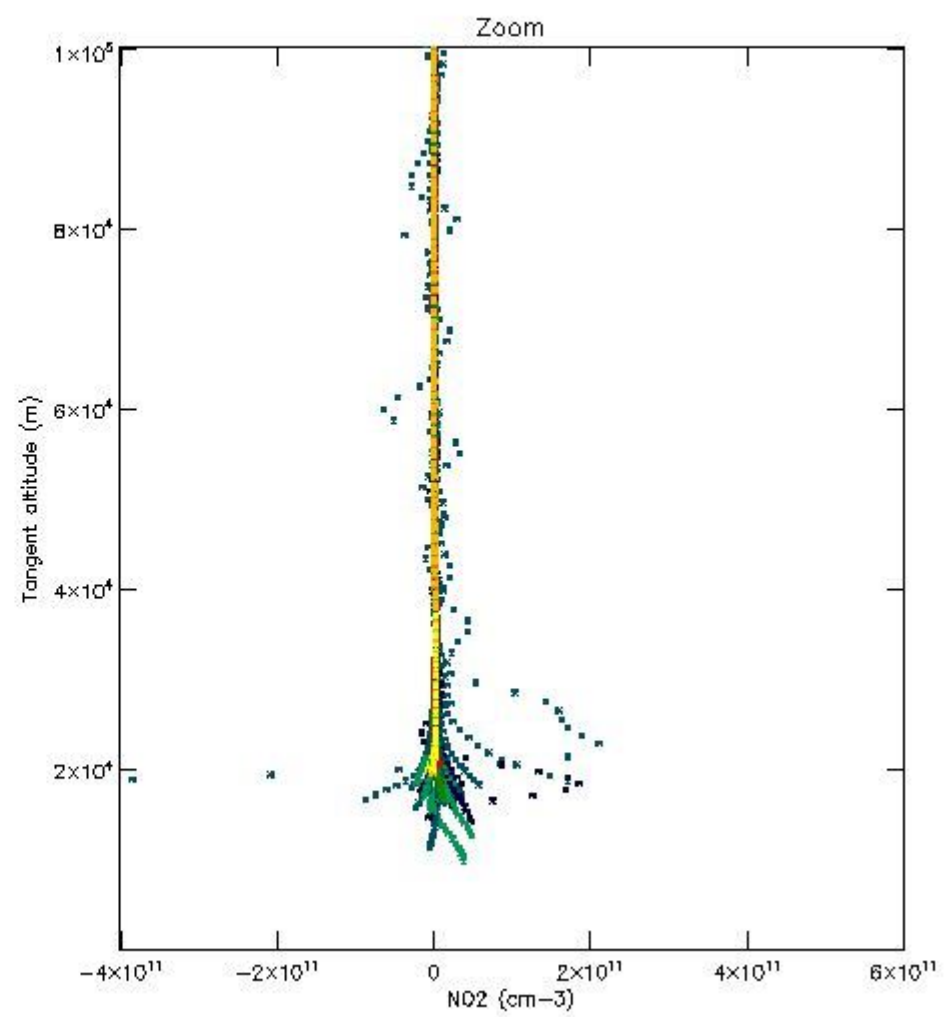
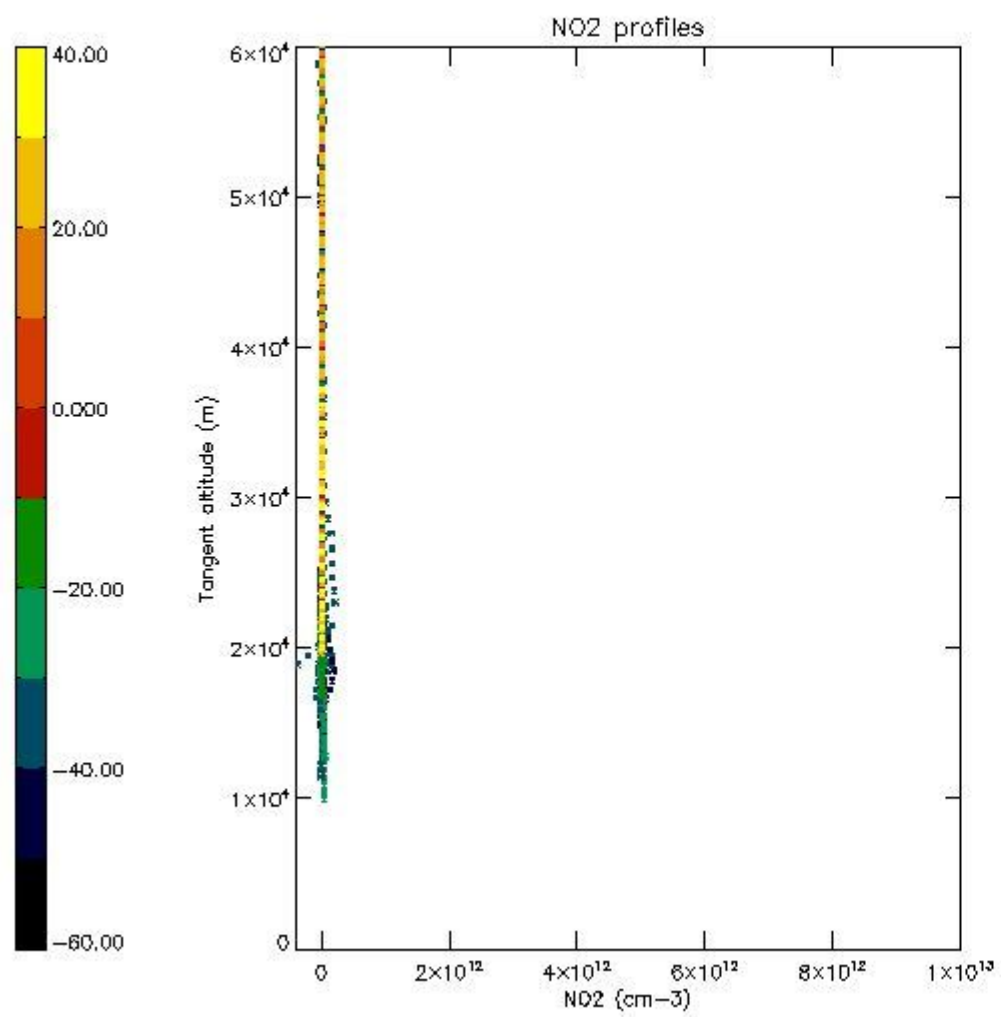
The colorbar represents the latitude.





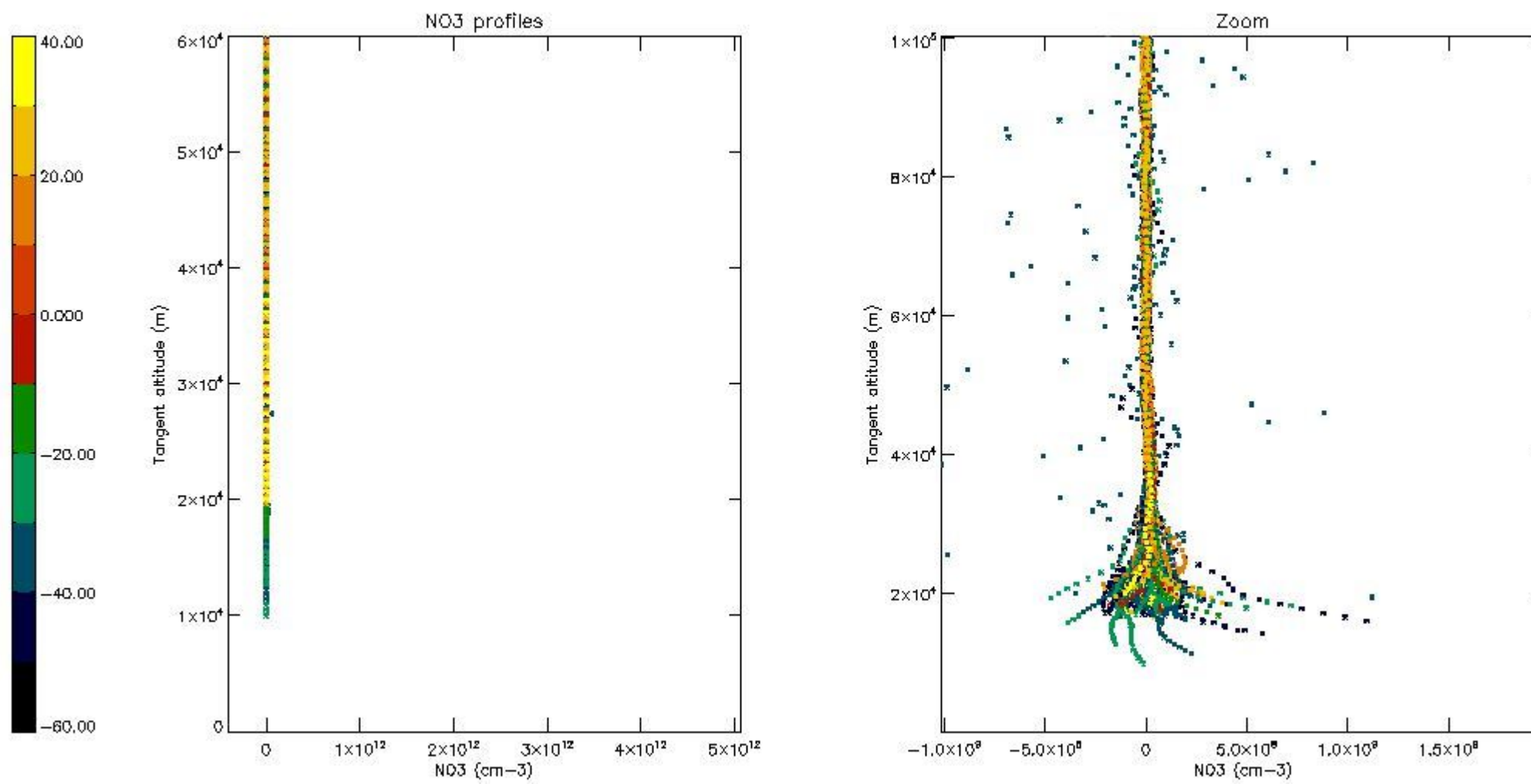
*5.6 Plot NO<sub>2</sub> profiles for all STD (dark without errors)*

The colorbar represents the latitude.



*5.7 Plot NO3 profiles for all STD (dark without errors)*

The colorbar represents the latitude.

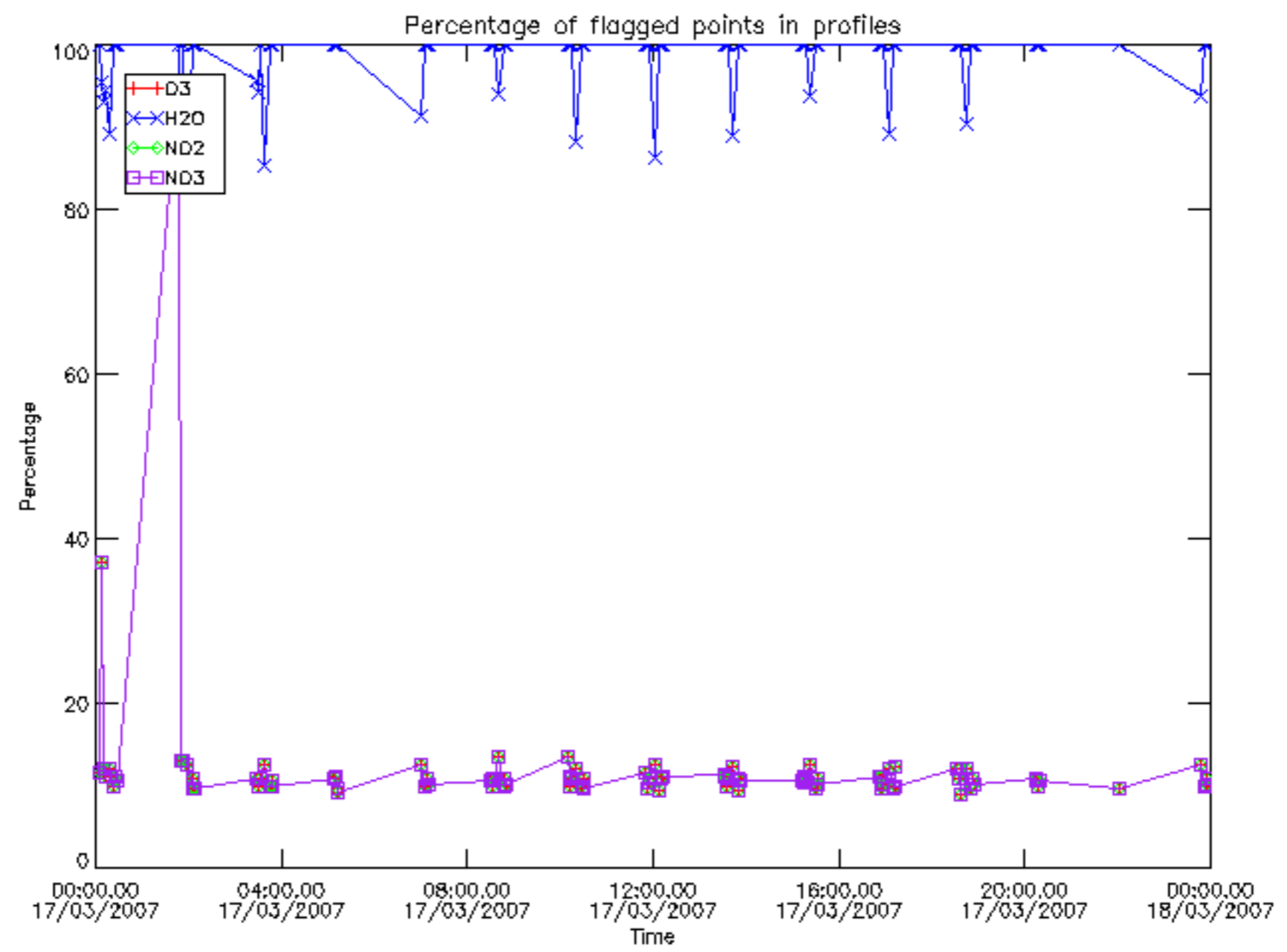


## 6. Auxiliary Data Files used for the production reported in section 2

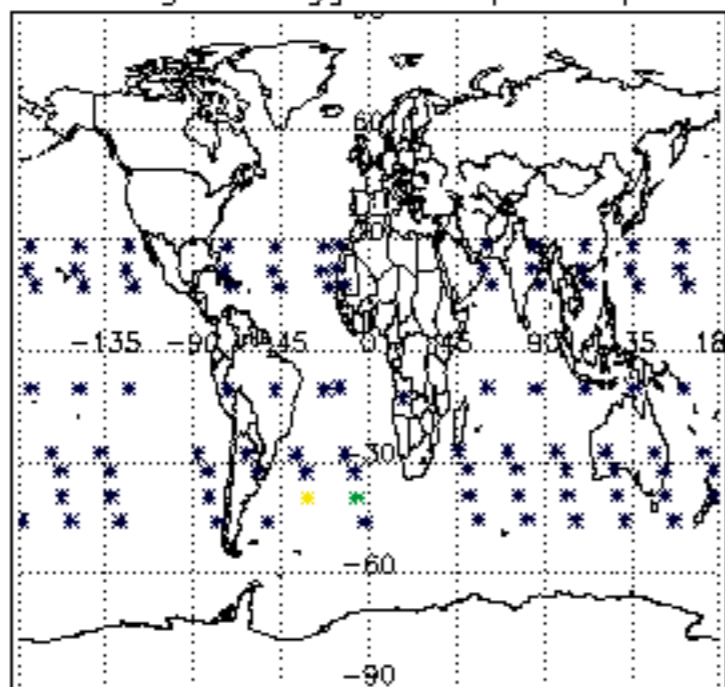
The number reported in the third column indicates since which file (see list in section 2) the corresponding auxiliary file has been used. The fourth column is the date of those product files.

Type	Auxiliary Filename	Used since product	Used since product date
INST_PHYS_CHARACTERISTICS	GOM_INS_AXVIEC20091111_143220_20030716_120000_20500101_000000	1	17-MAR-2007 00:06:05
LEVEL-2_PROC_CONFIG	GOM_PR2_AXVIEC20091111_152718_20020301_000000_20500101_000000	1	17-MAR-2007 00:06:05
CROSS_SECTIONS_FILE	GOM_CRS_AXVIEC20091111_154832_20020301_000000_20500101_000000	1	17-MAR-2007 00:06:05

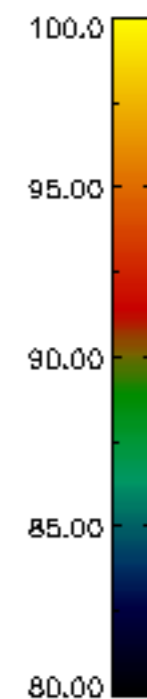
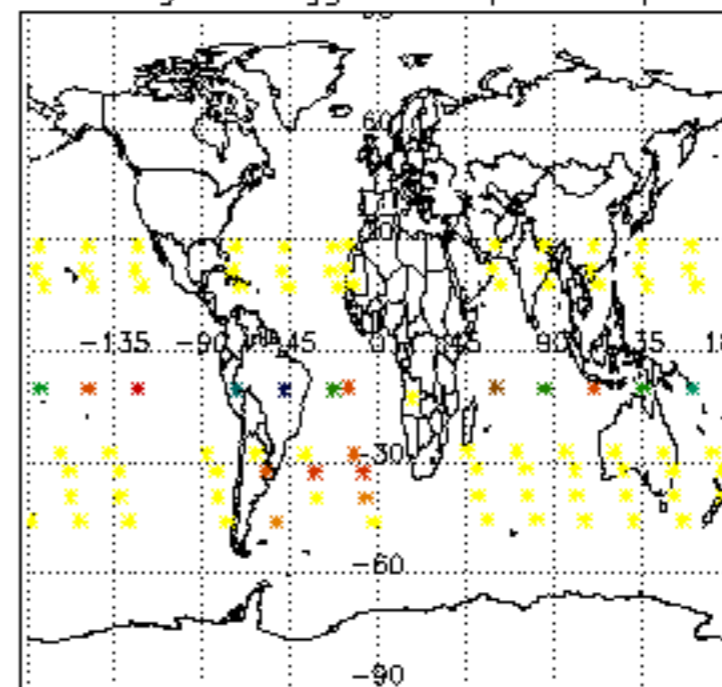




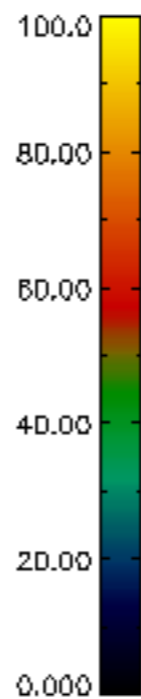
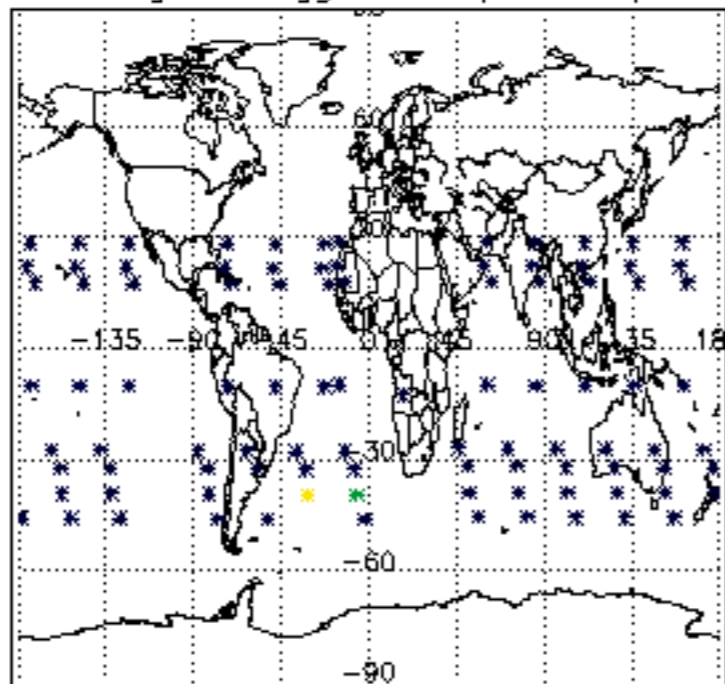
Percentage of flagged data per D3 profile



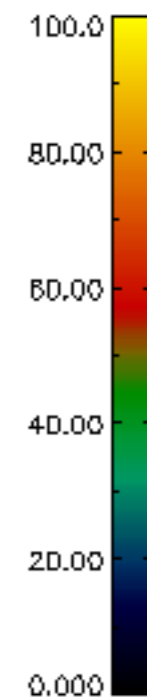
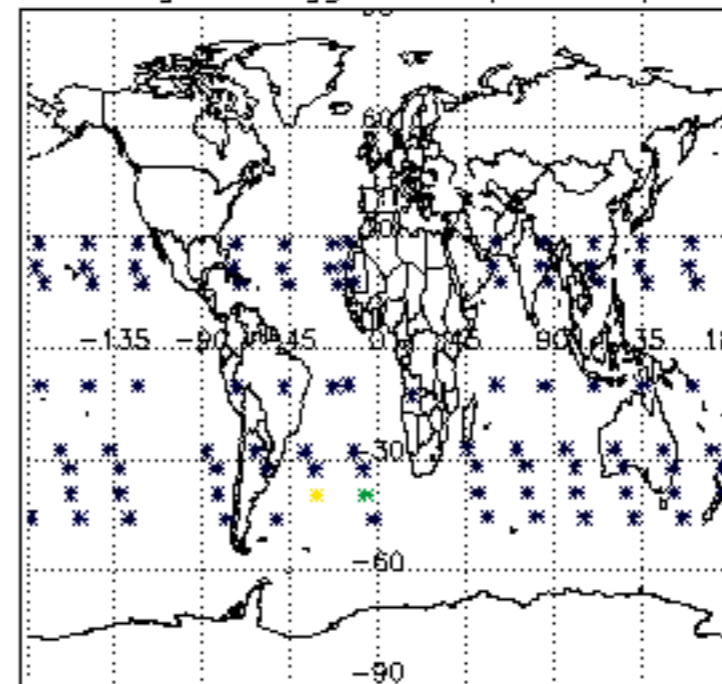
Percentage of flagged data per H2O profile

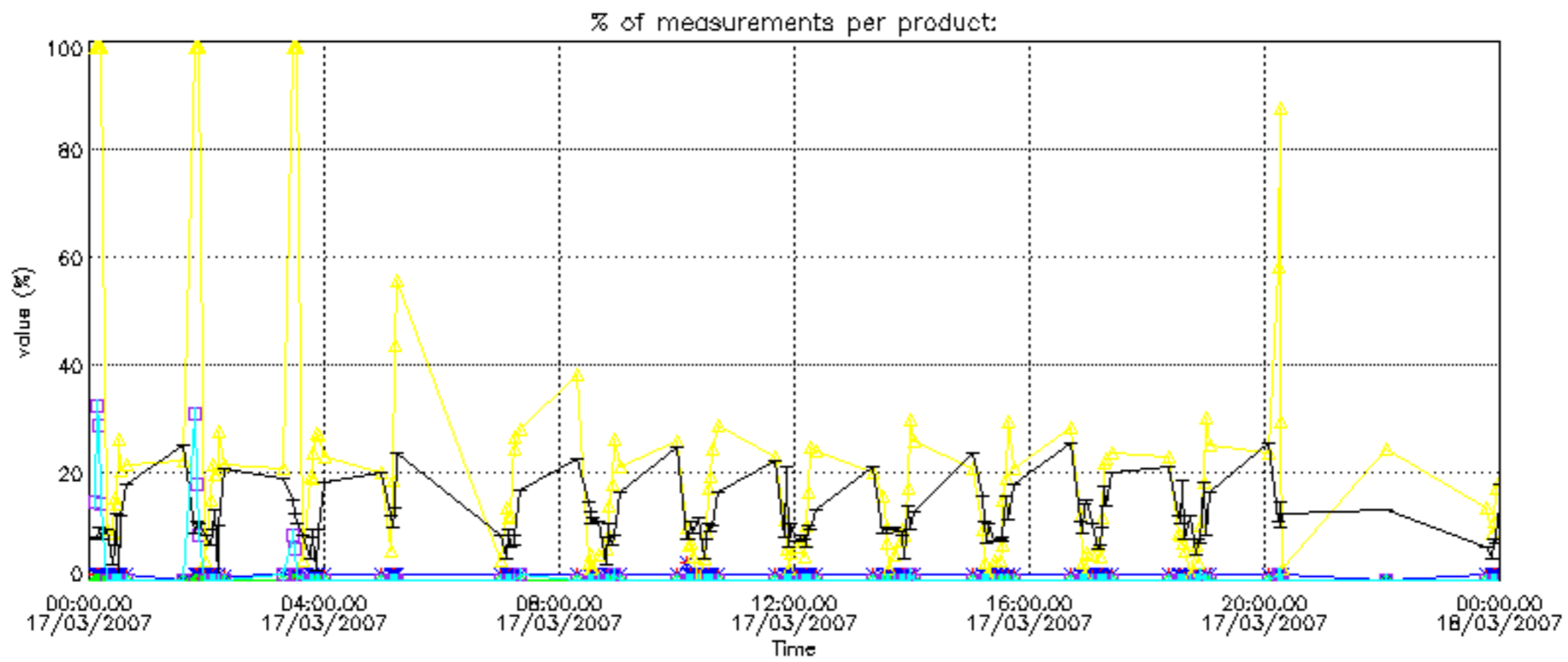


Percentage of flagged data per NO2 profile

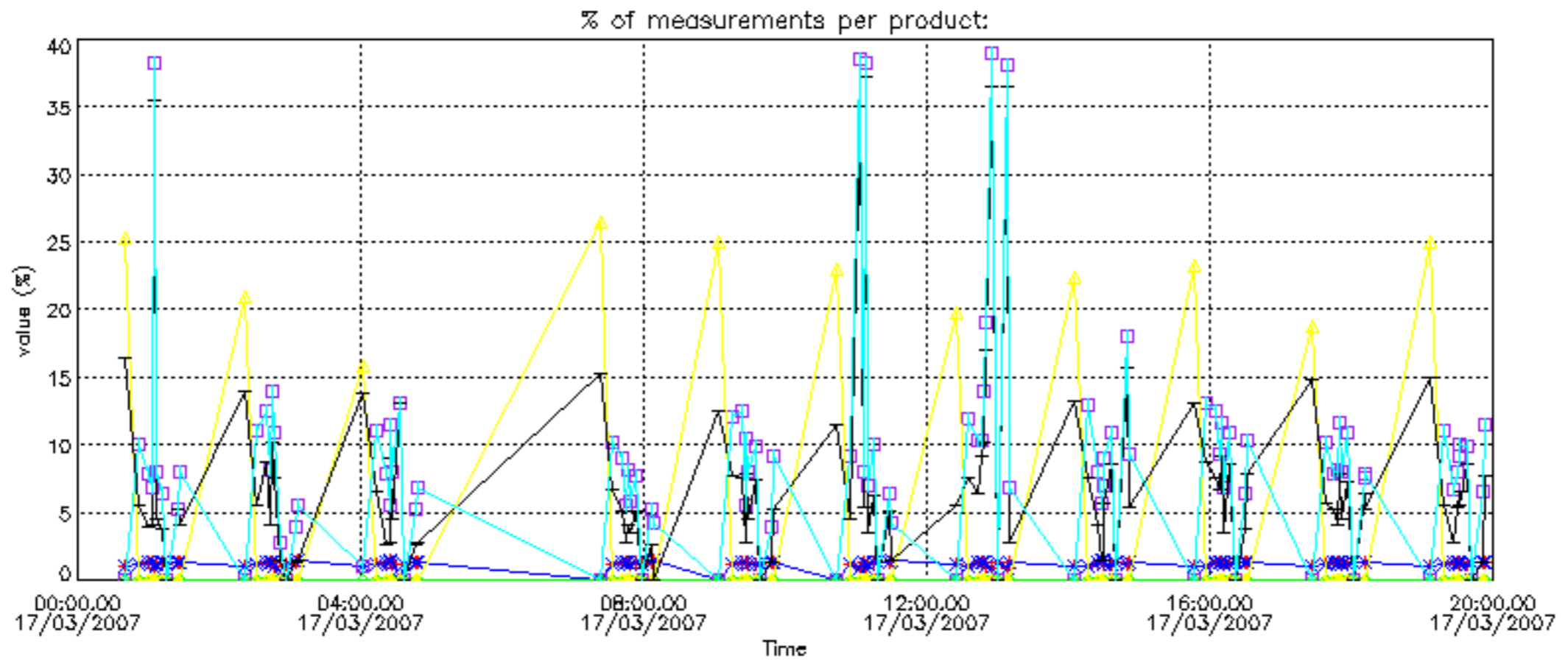


Percentage of flagged data per NO3 profile

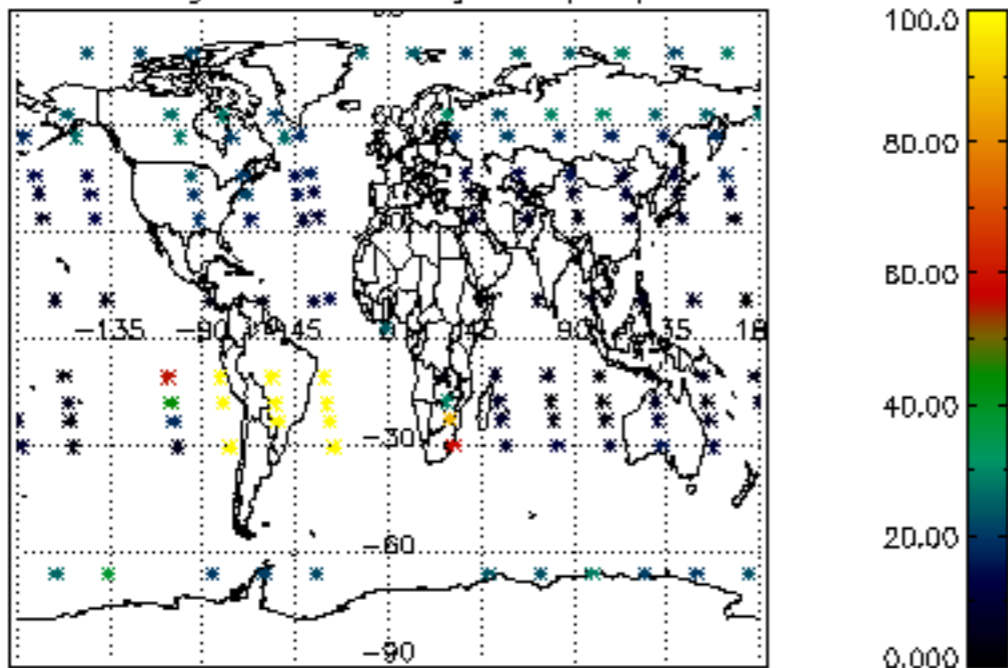




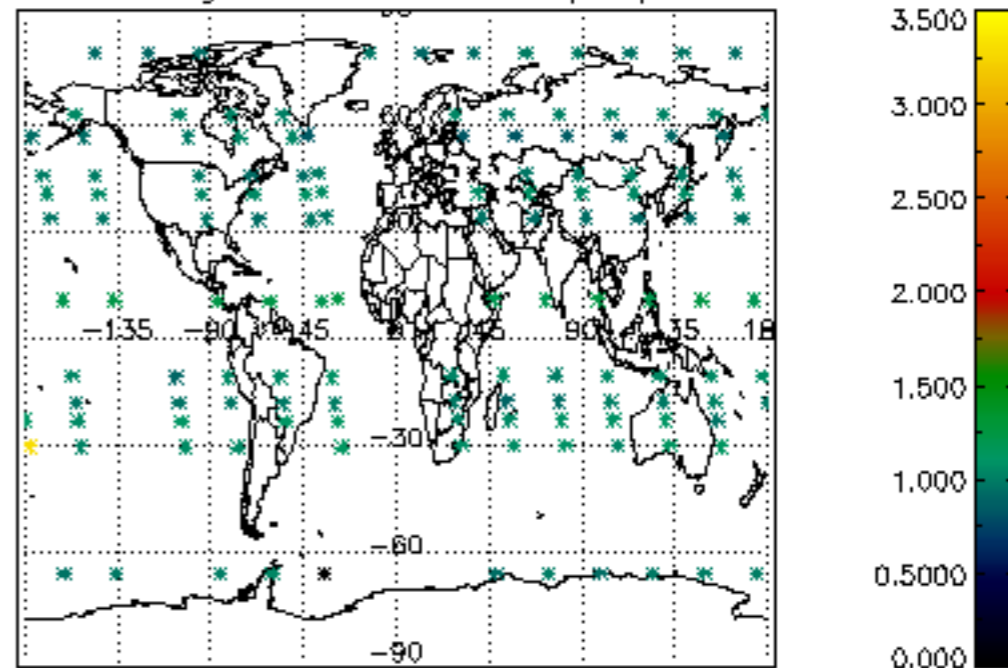




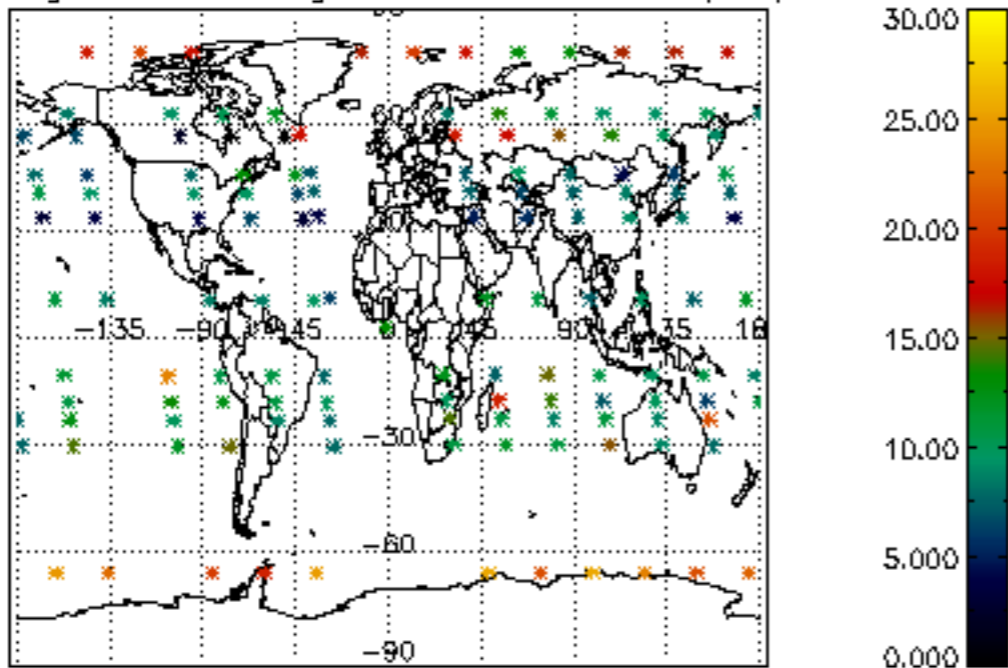
Percentage of cosmic ray hits per profile



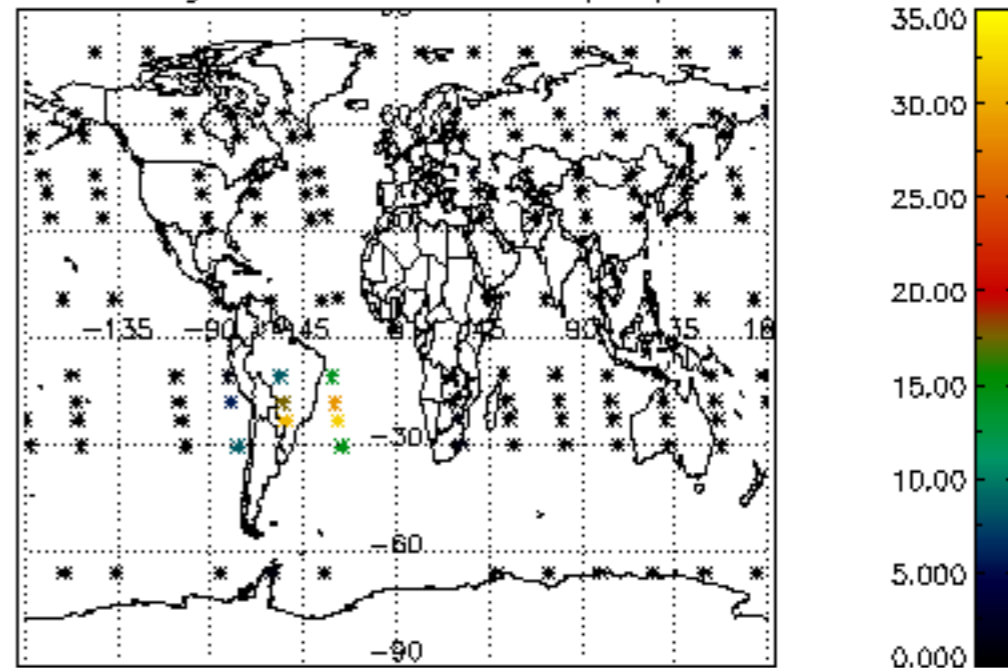
Percentage of datation errors per profile



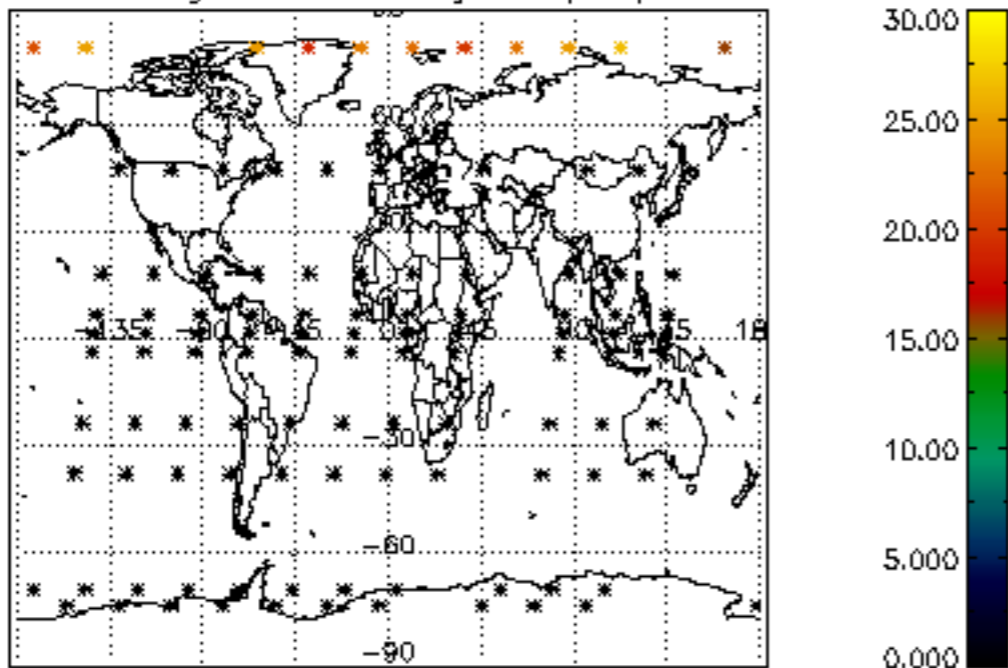
Percentage of star falling outside central band per profile



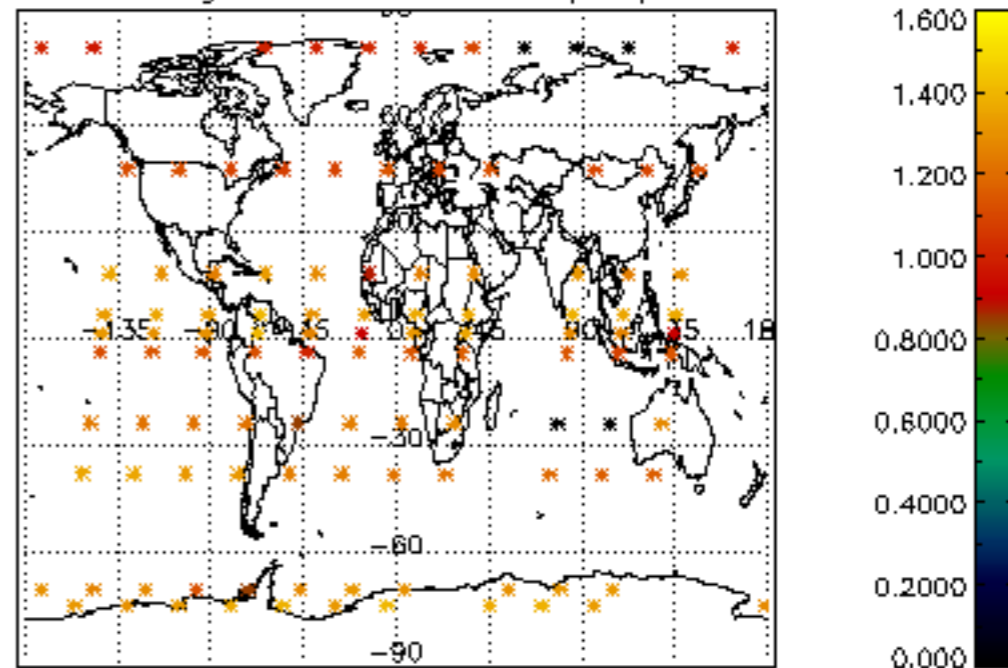
Percentage of saturation errors per profile



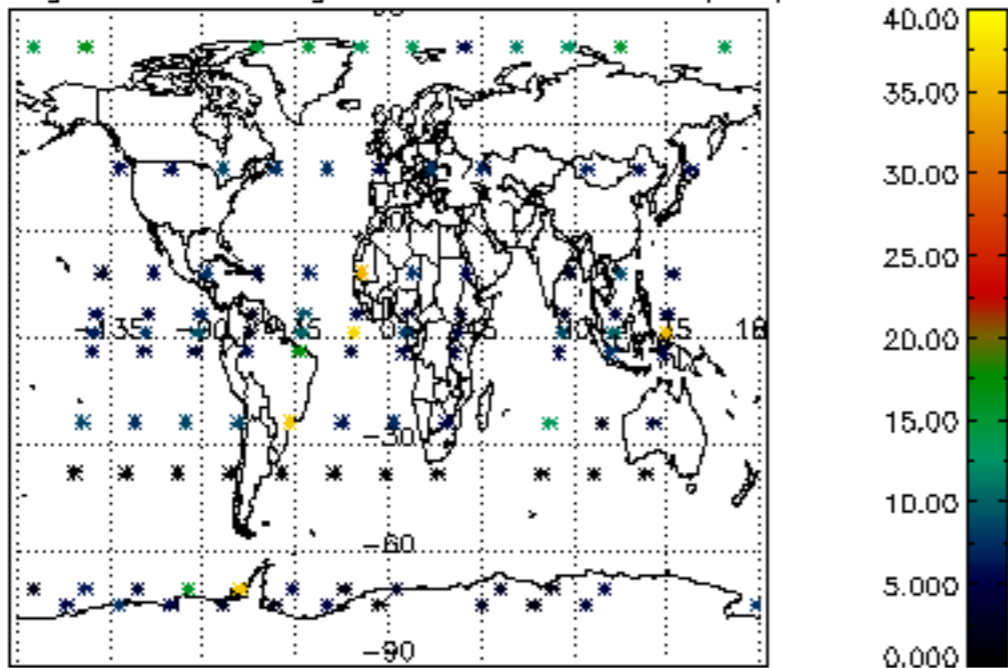
Percentage of cosmic ray hits per profile



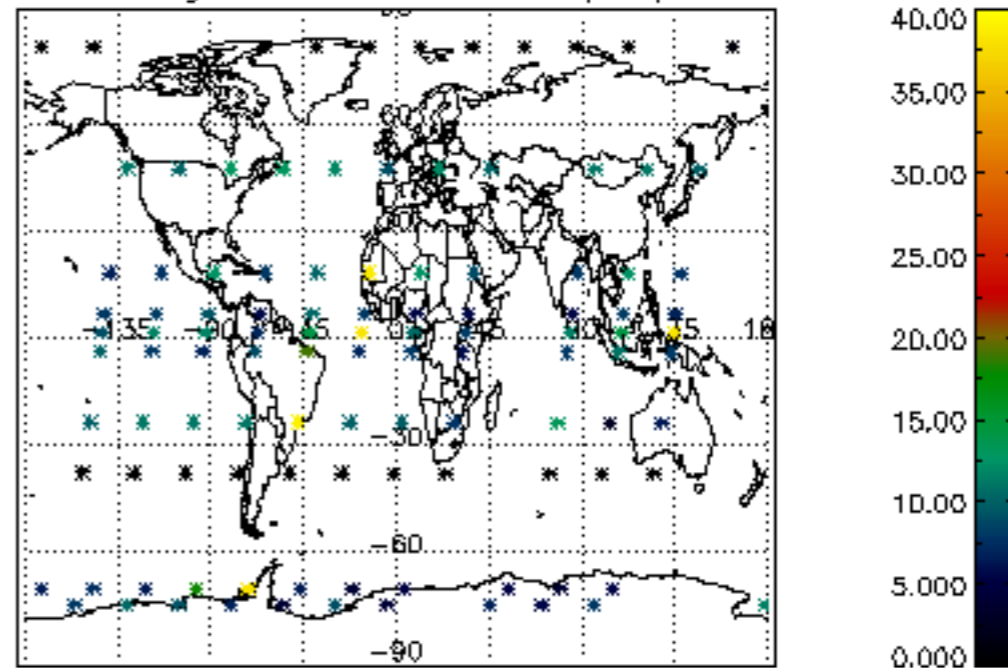
Percentage of datation errors per profile



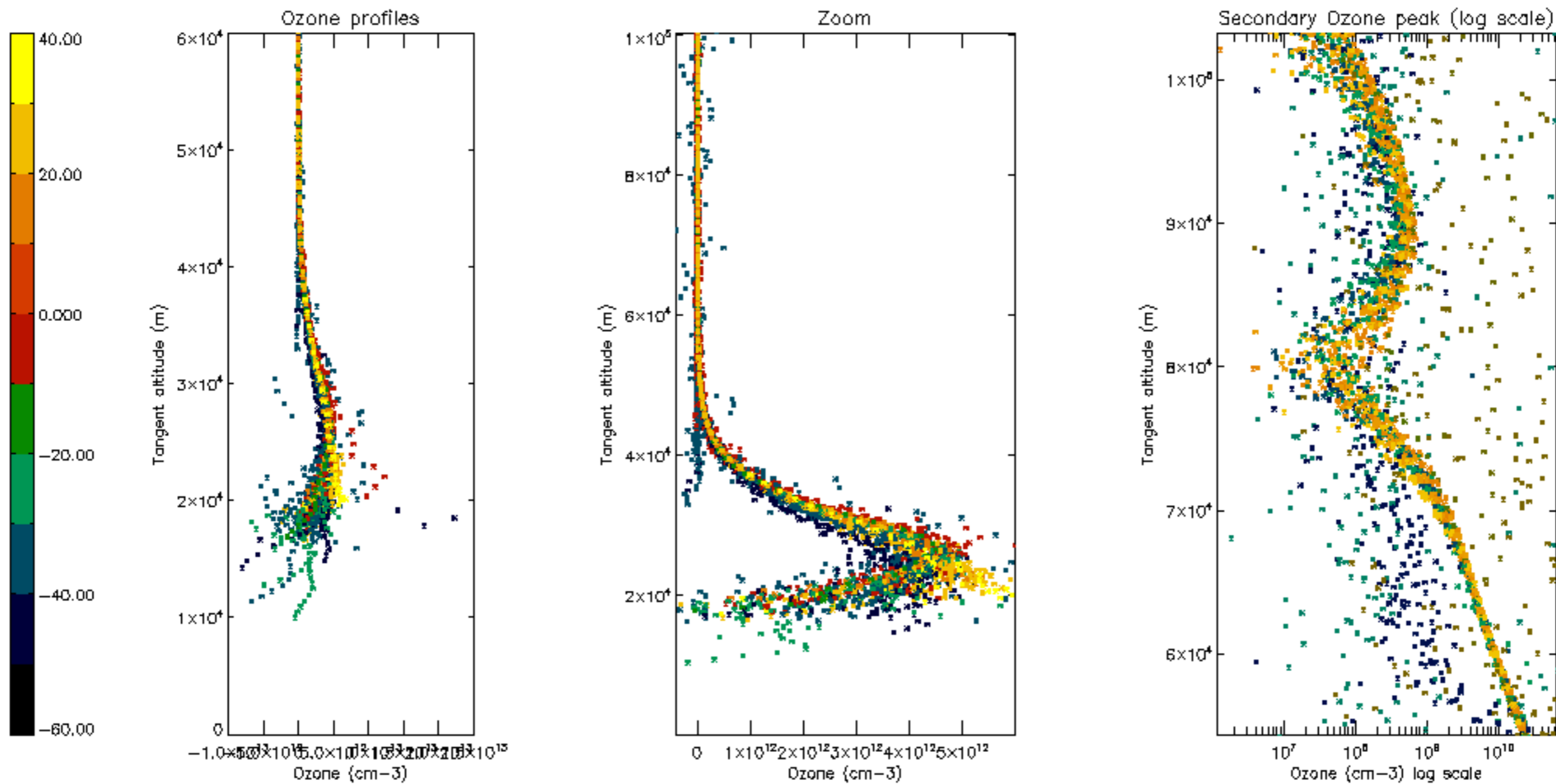
Percentage of star falling outside central band per profile

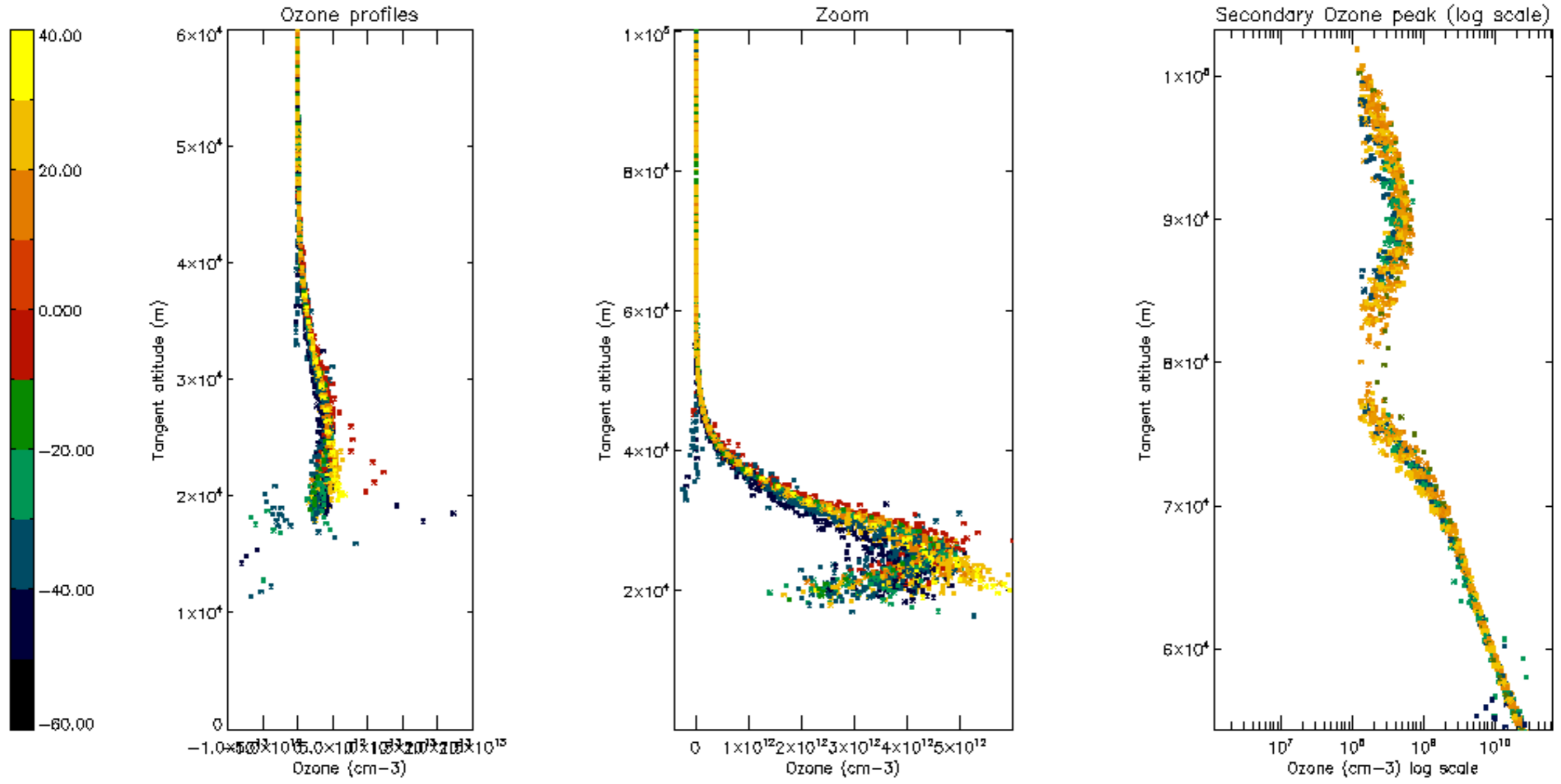


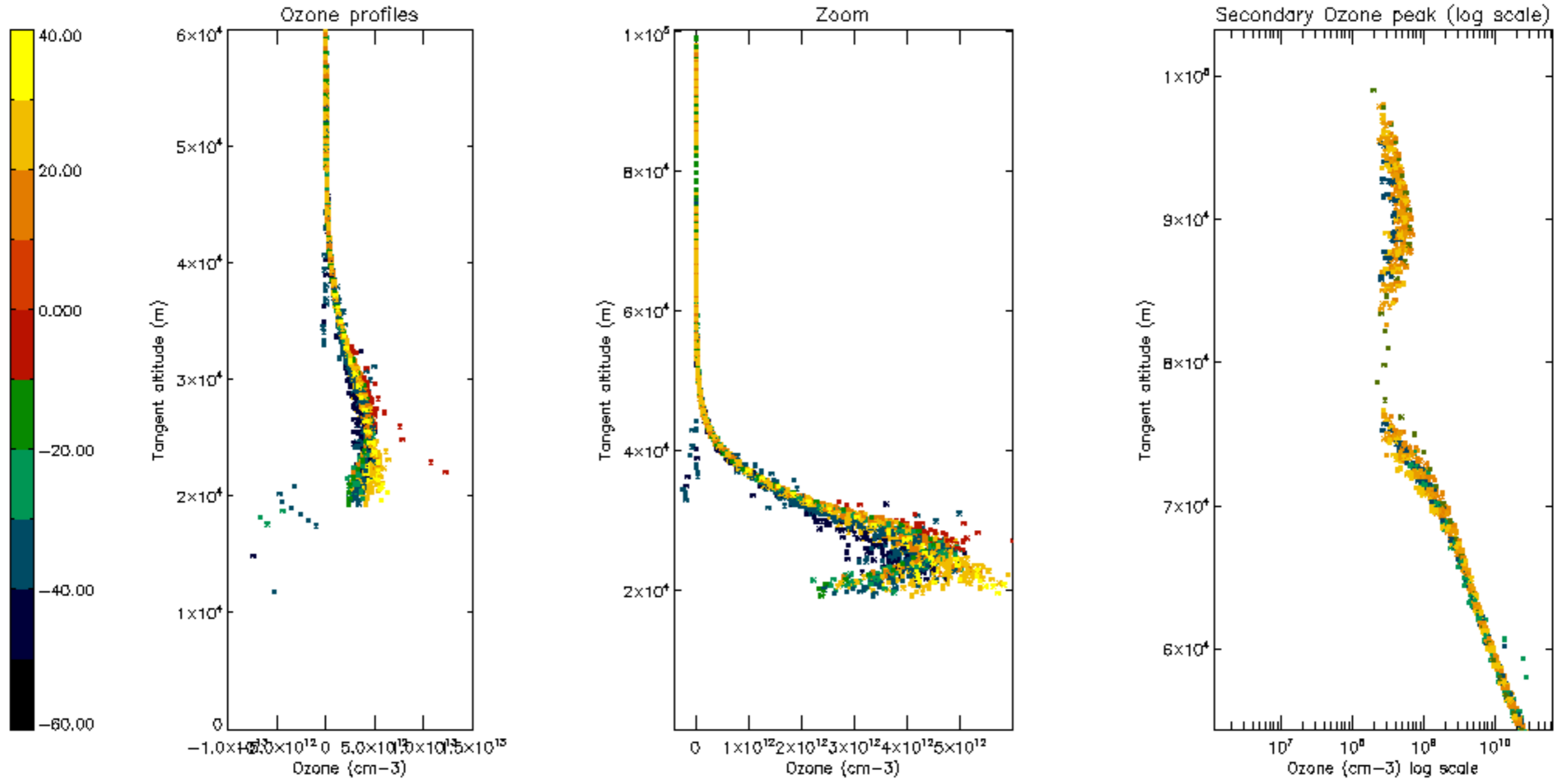
Percentage of saturation errors per profile

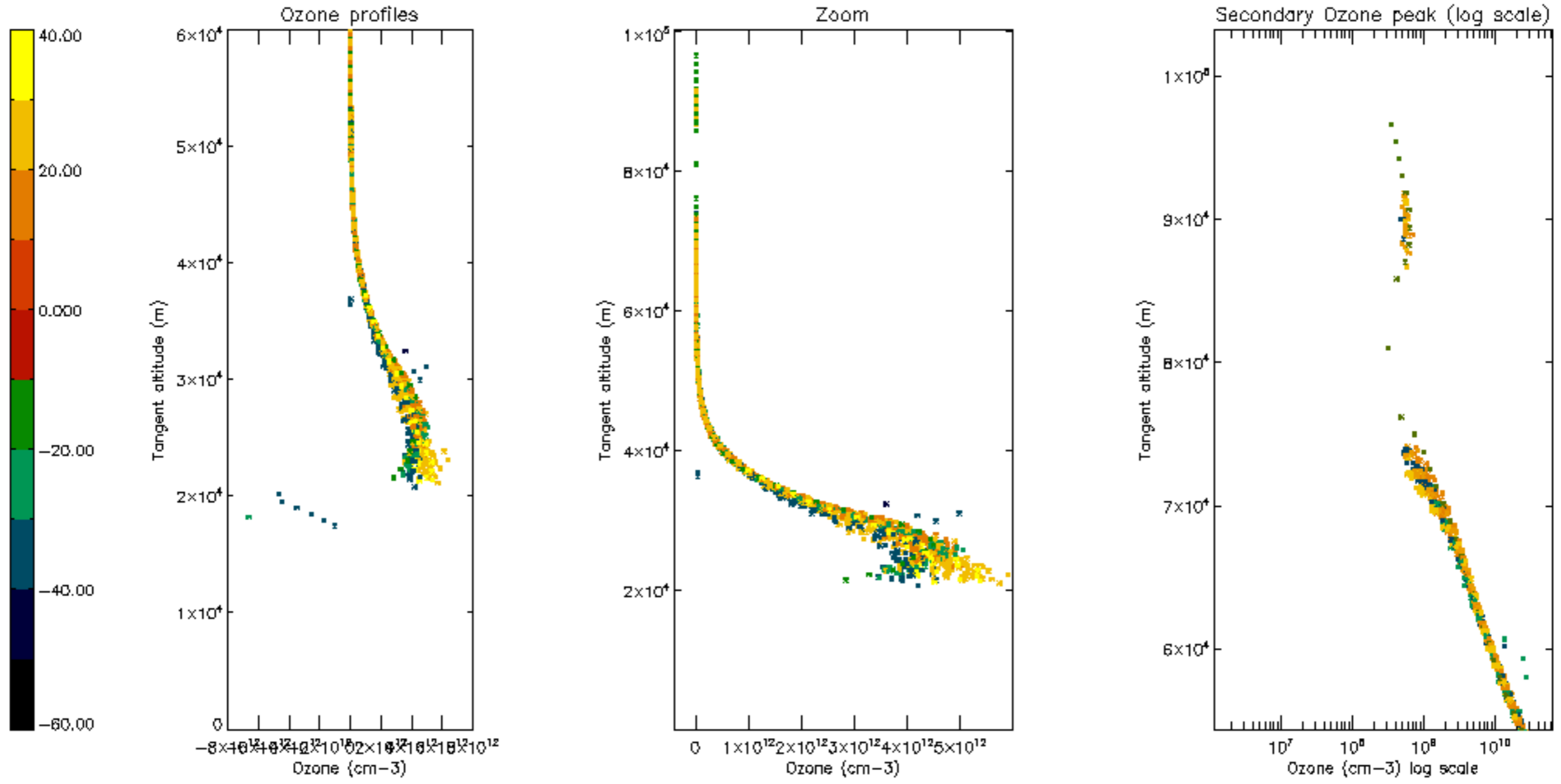




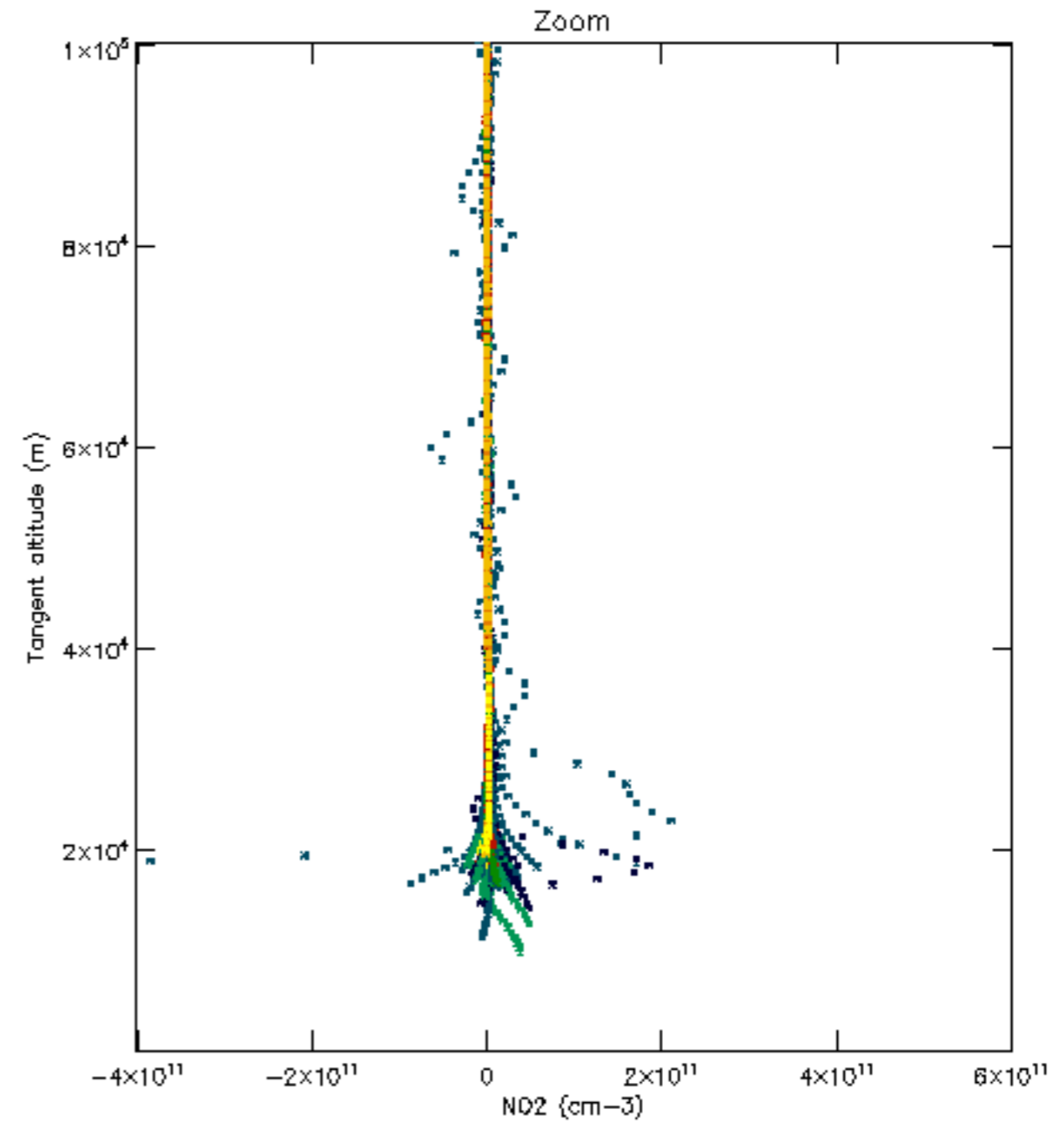
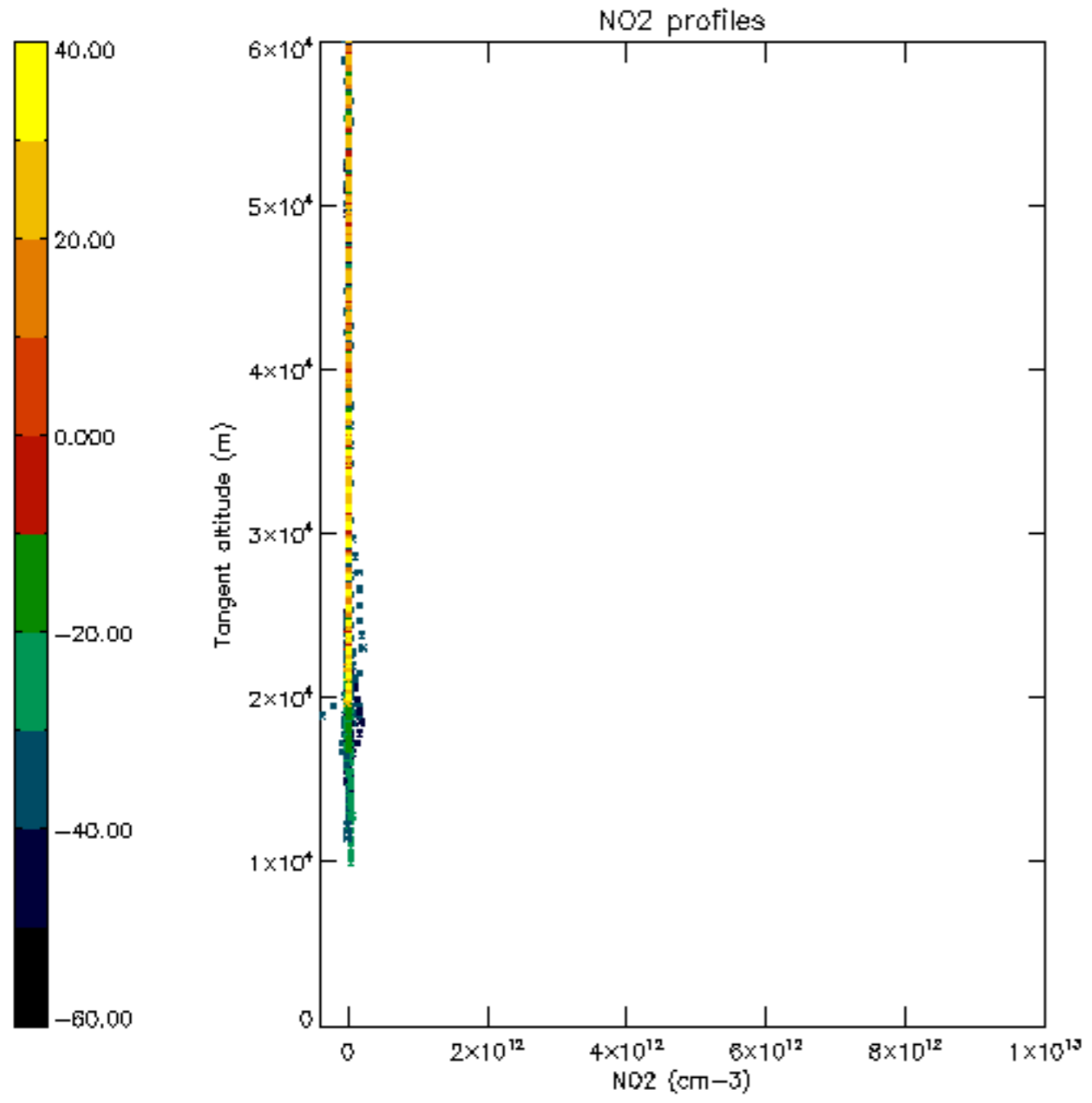


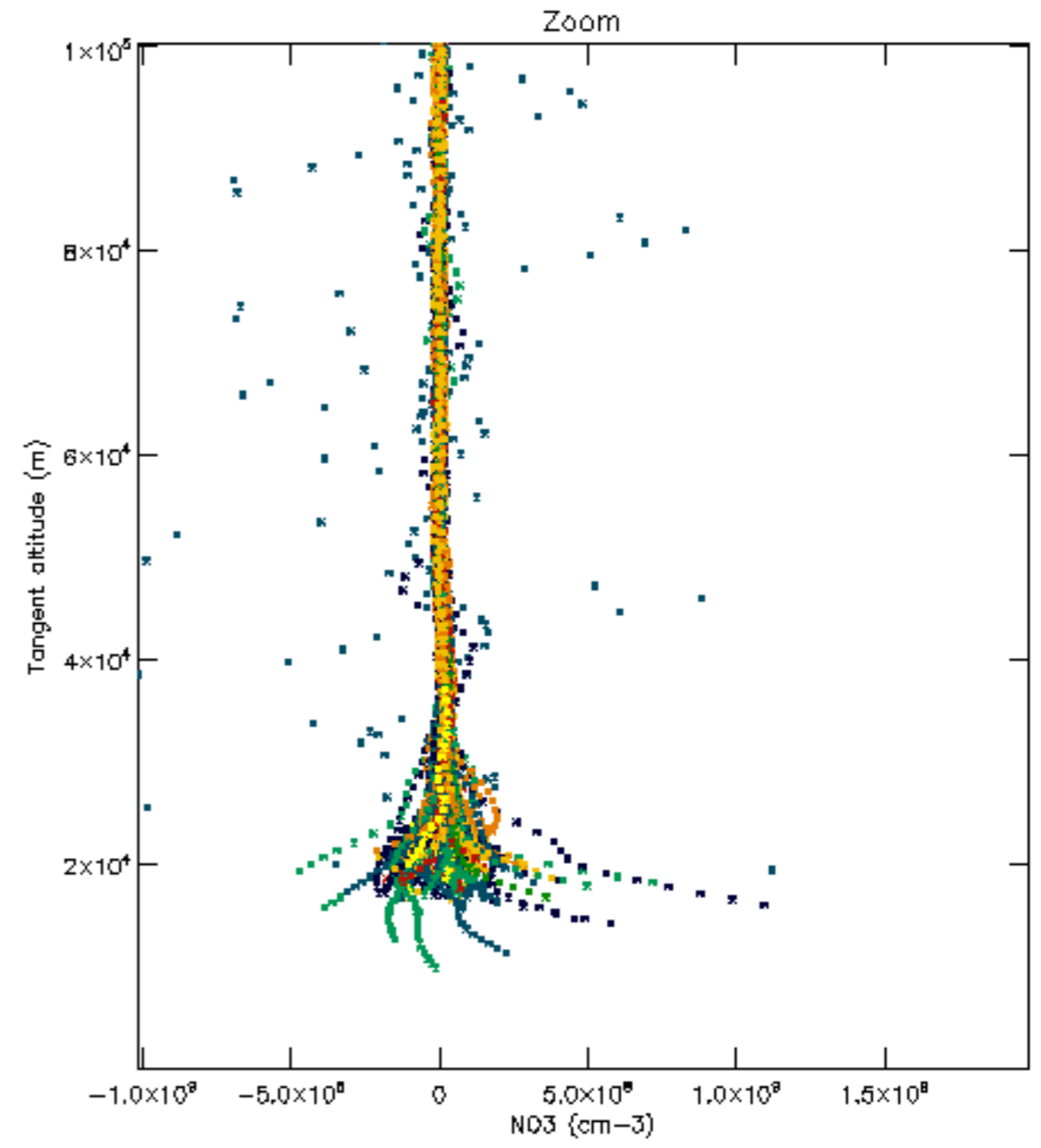
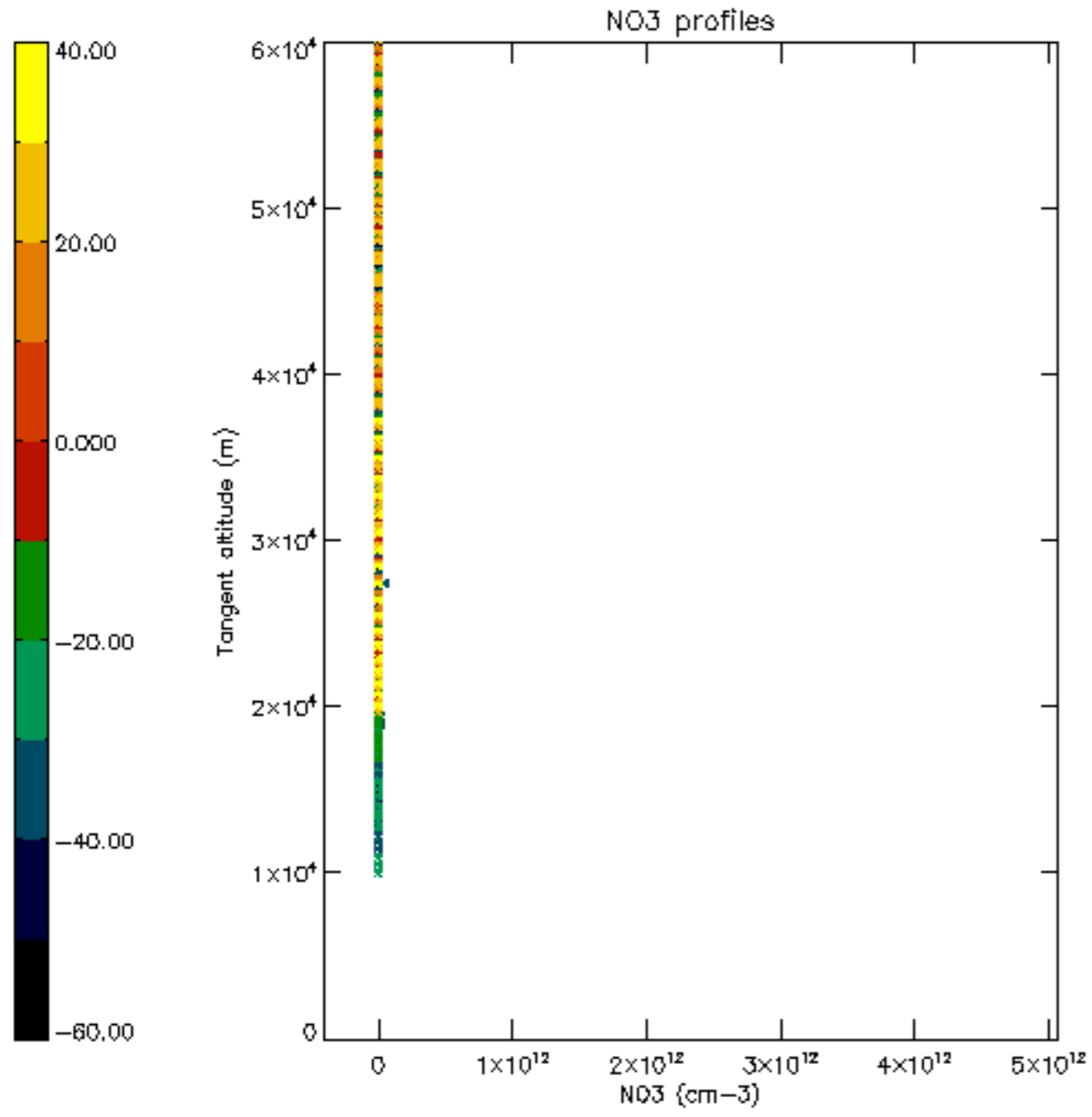


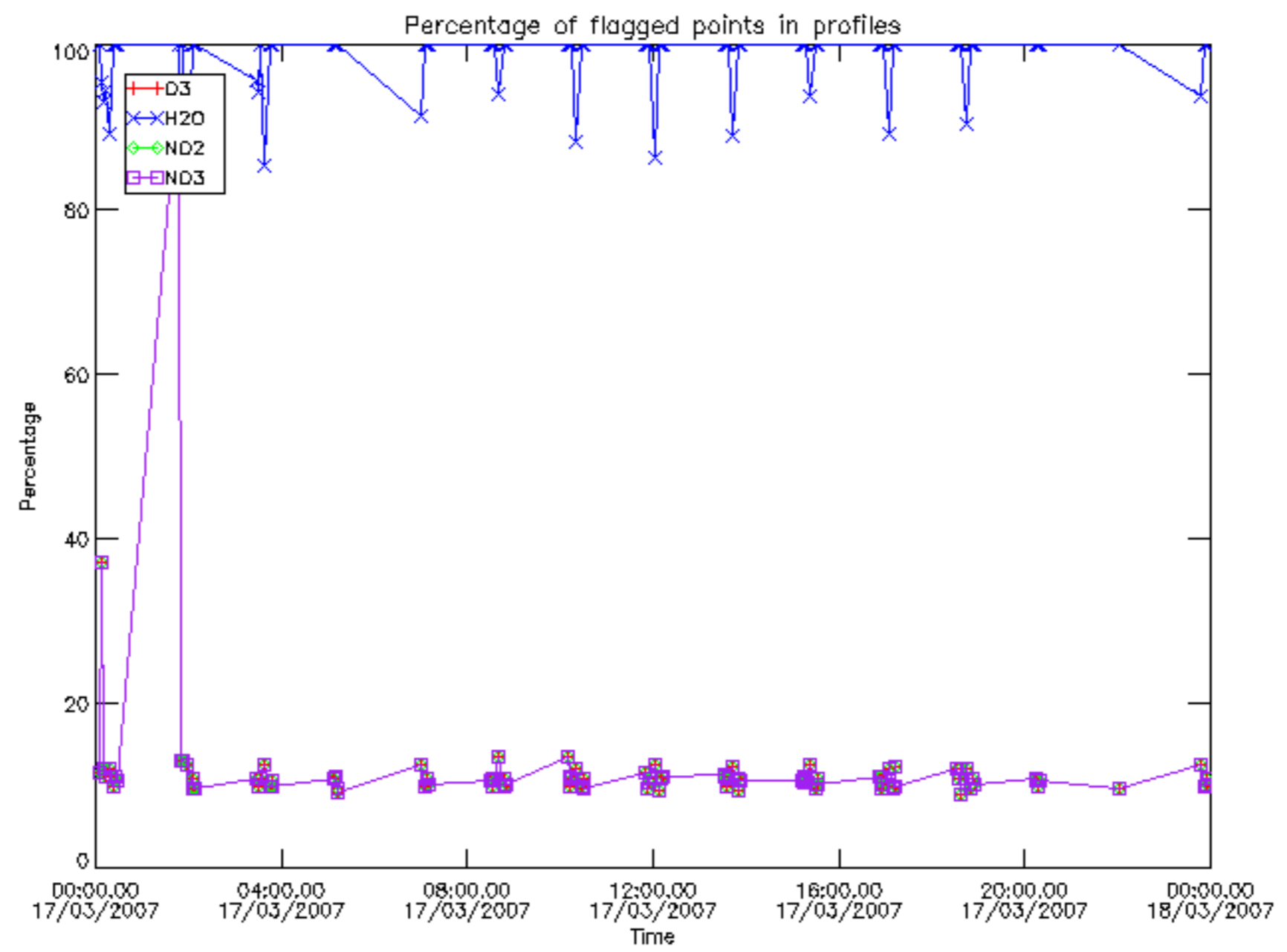




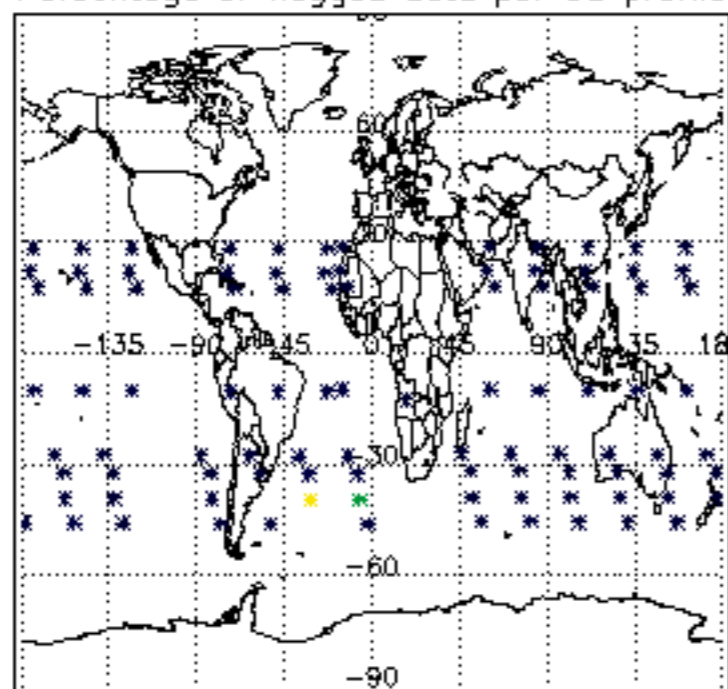




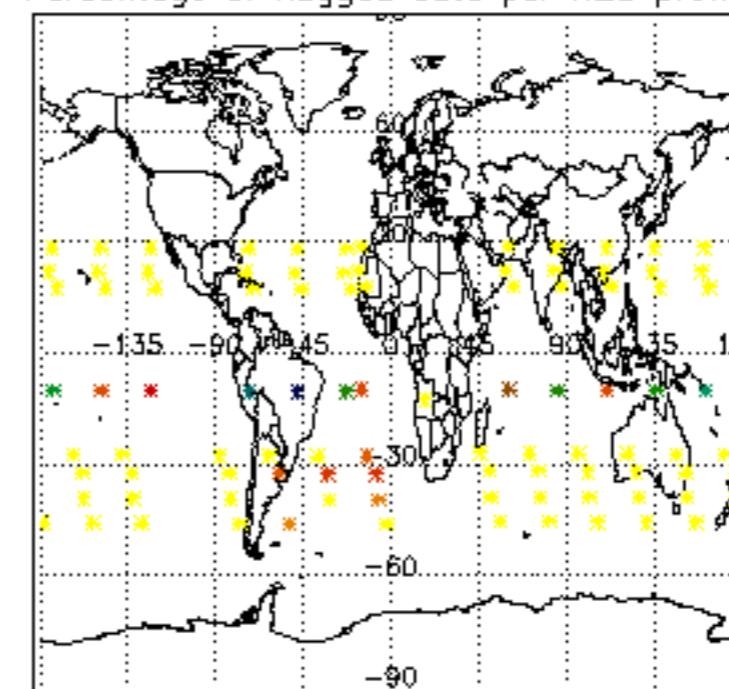




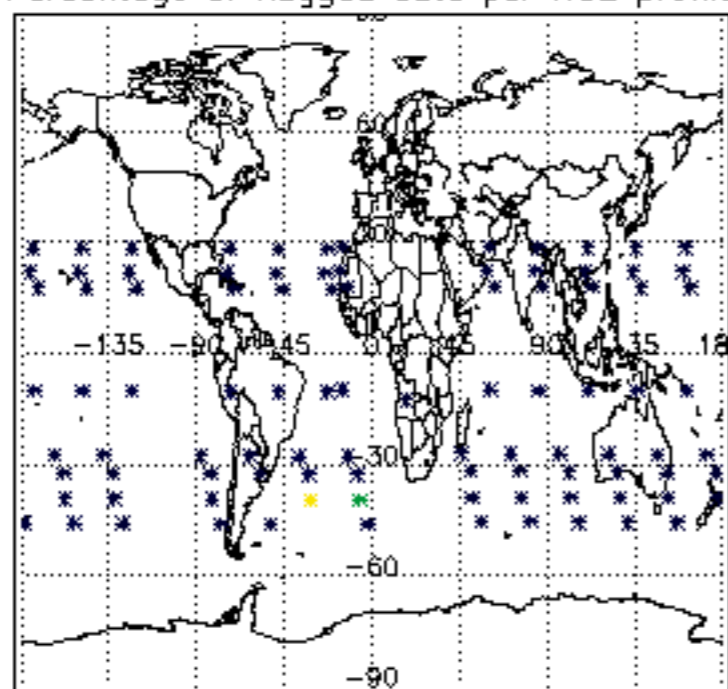
Percentage of flagged data per D3 profile



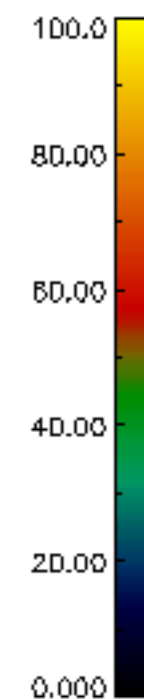
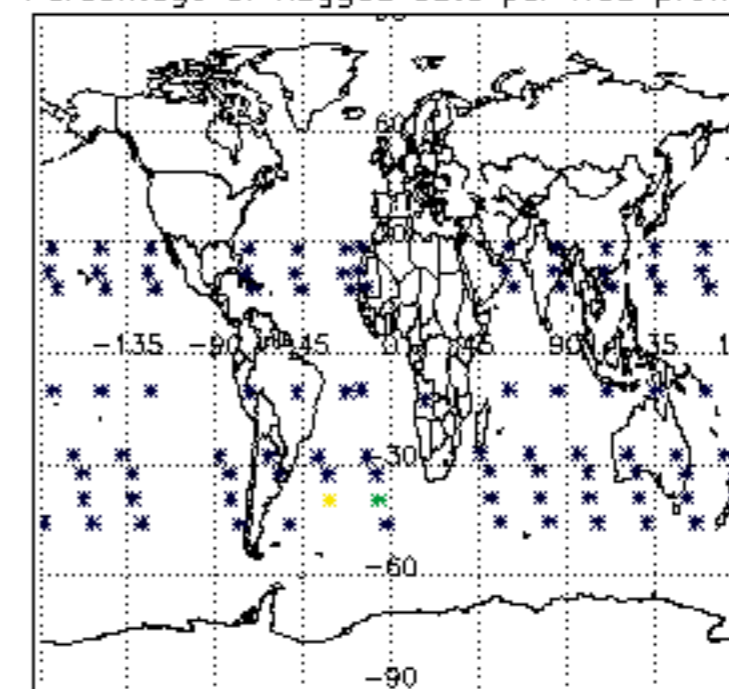
Percentage of flagged data per H2O profile



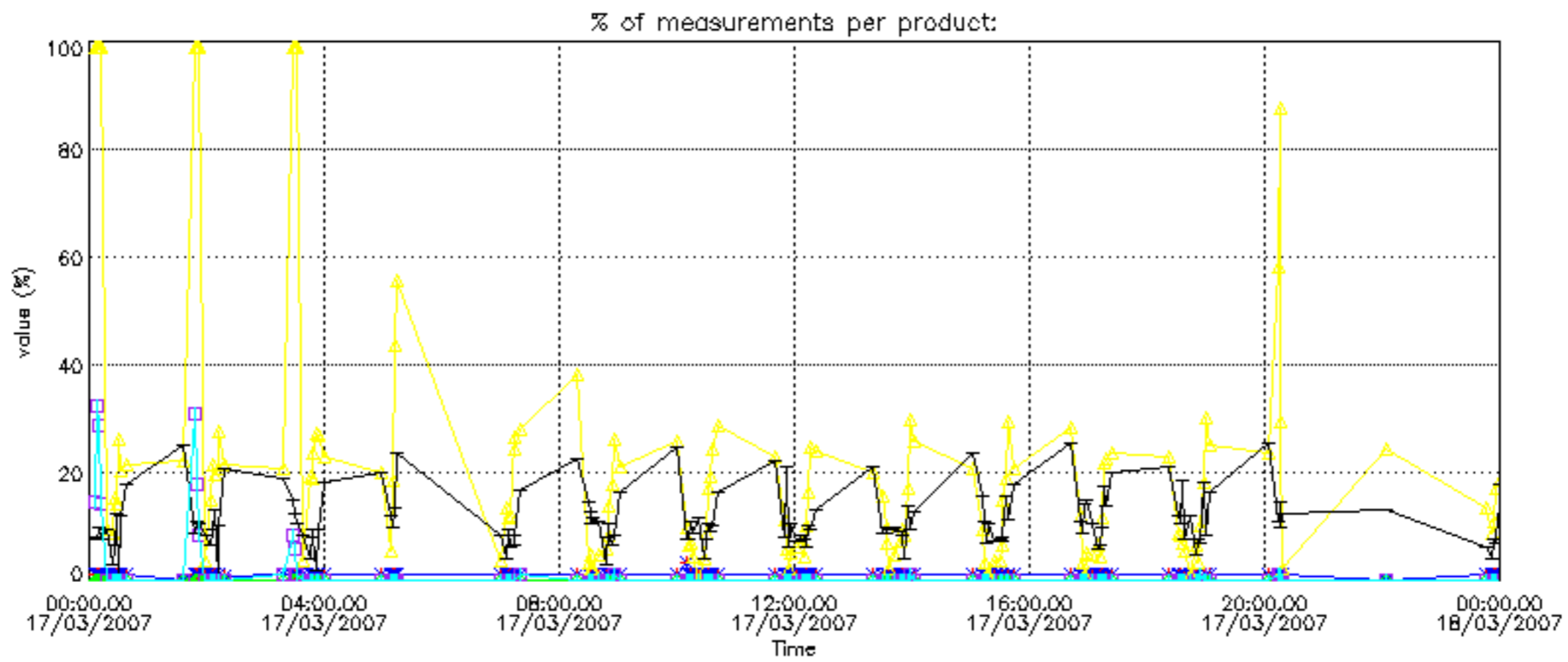
Percentage of flagged data per NO2 profile

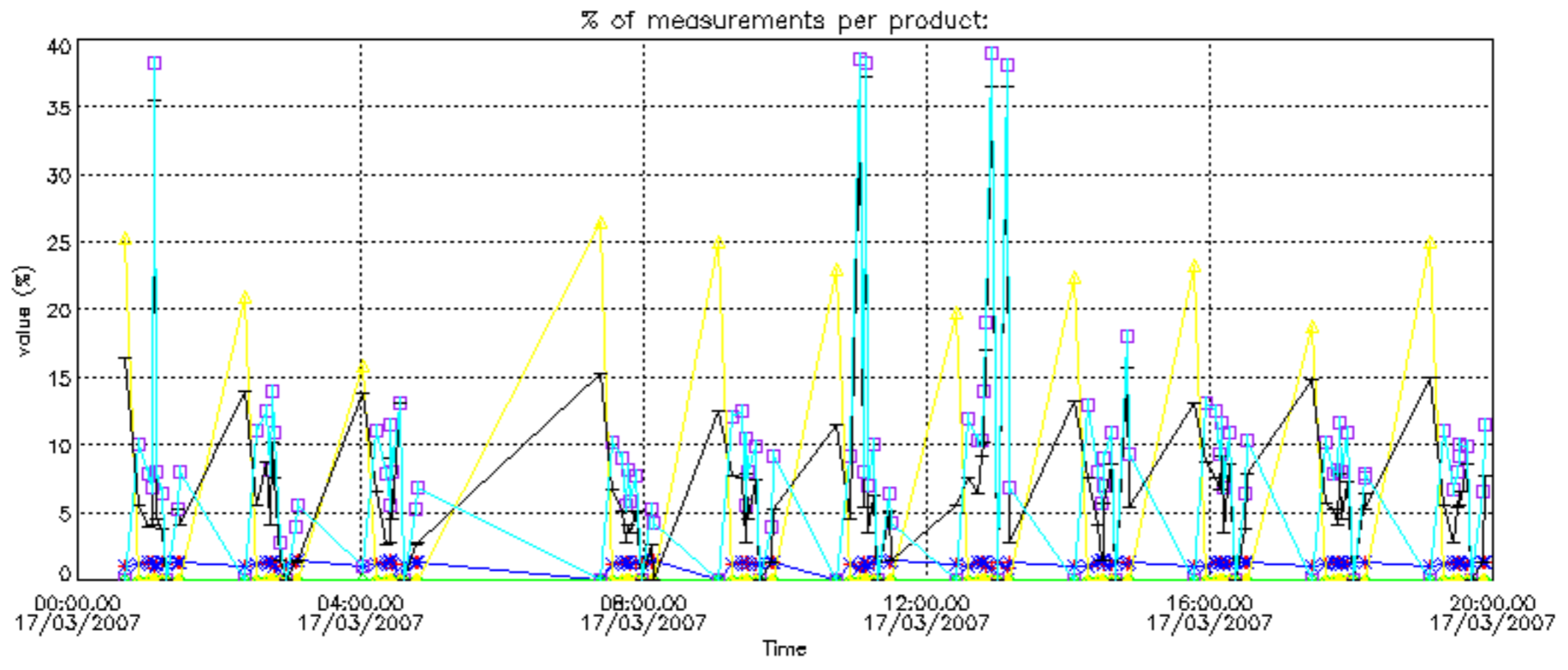


Percentage of flagged data per NO3 profile

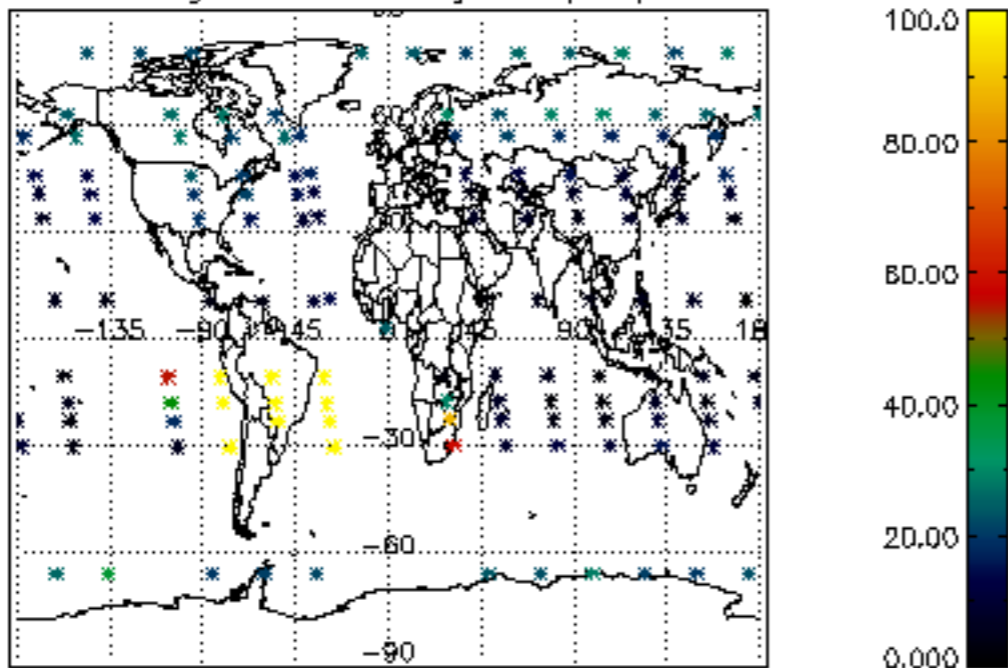




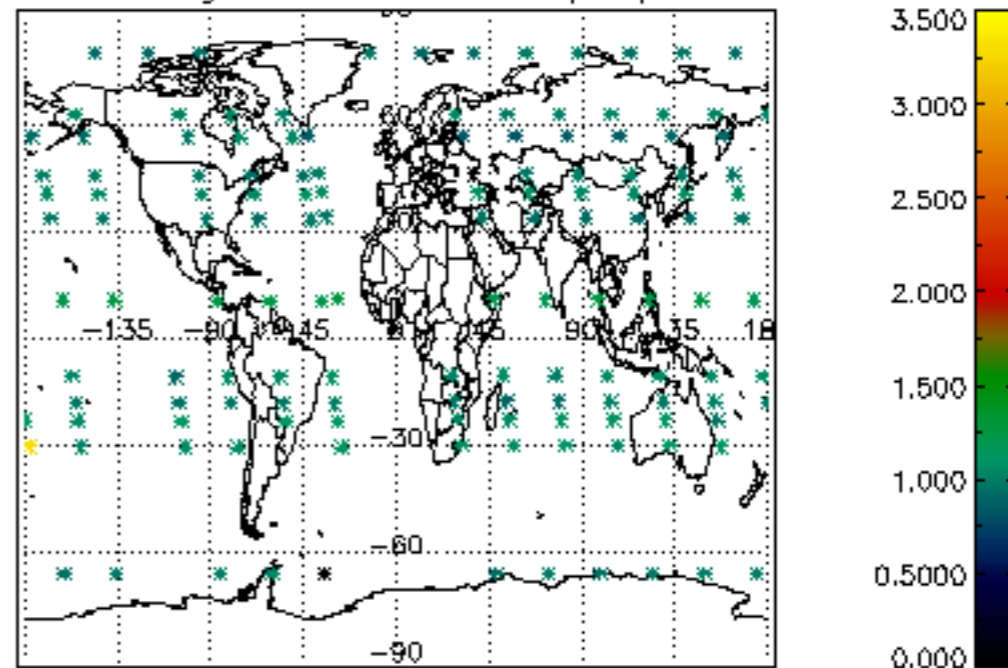




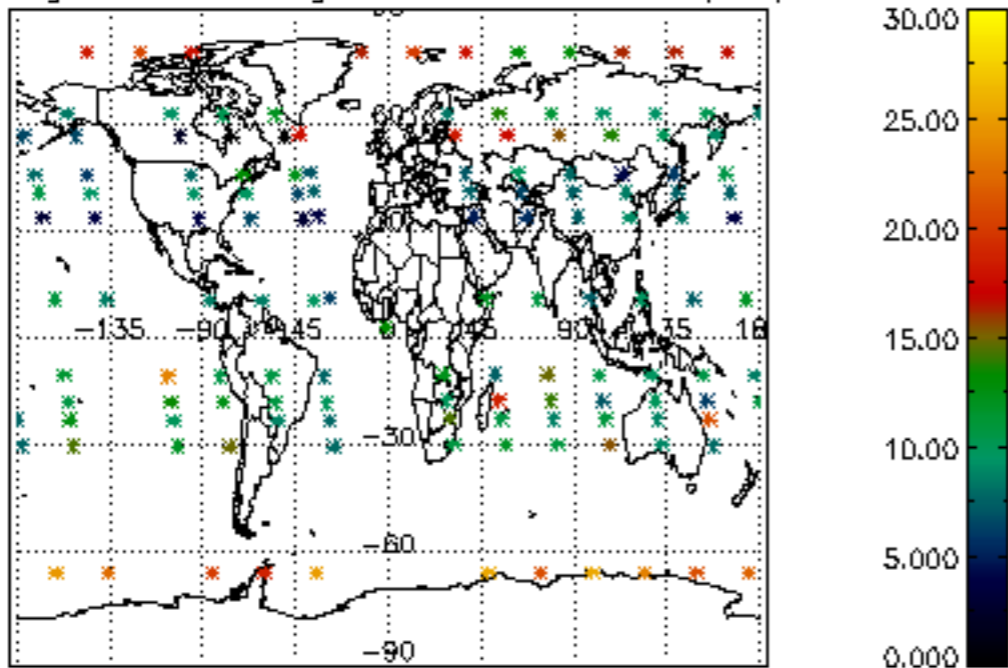
Percentage of cosmic ray hits per profile



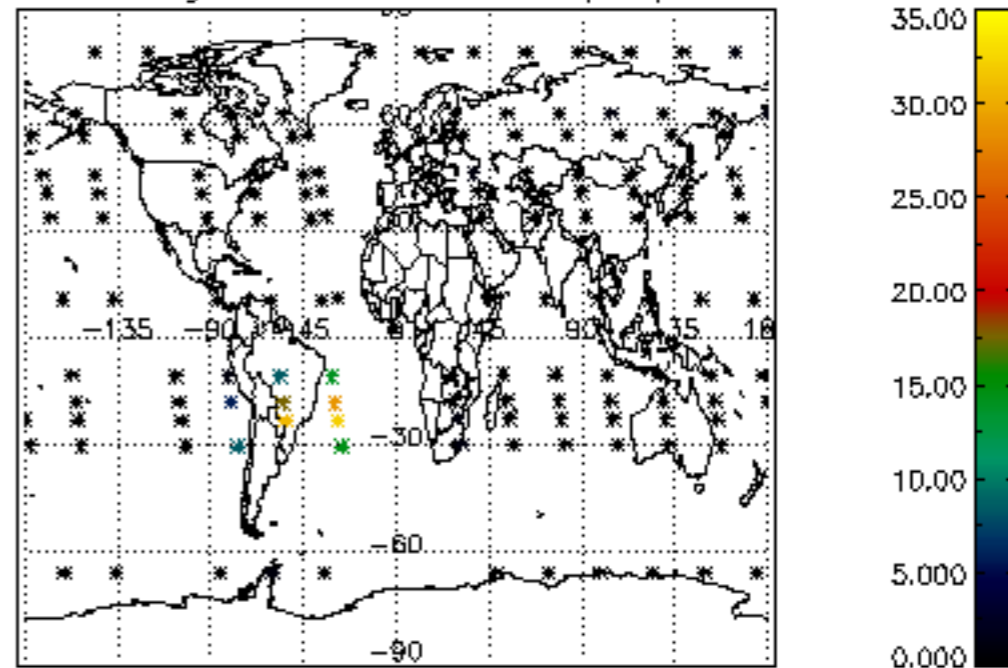
Percentage of datation errors per profile



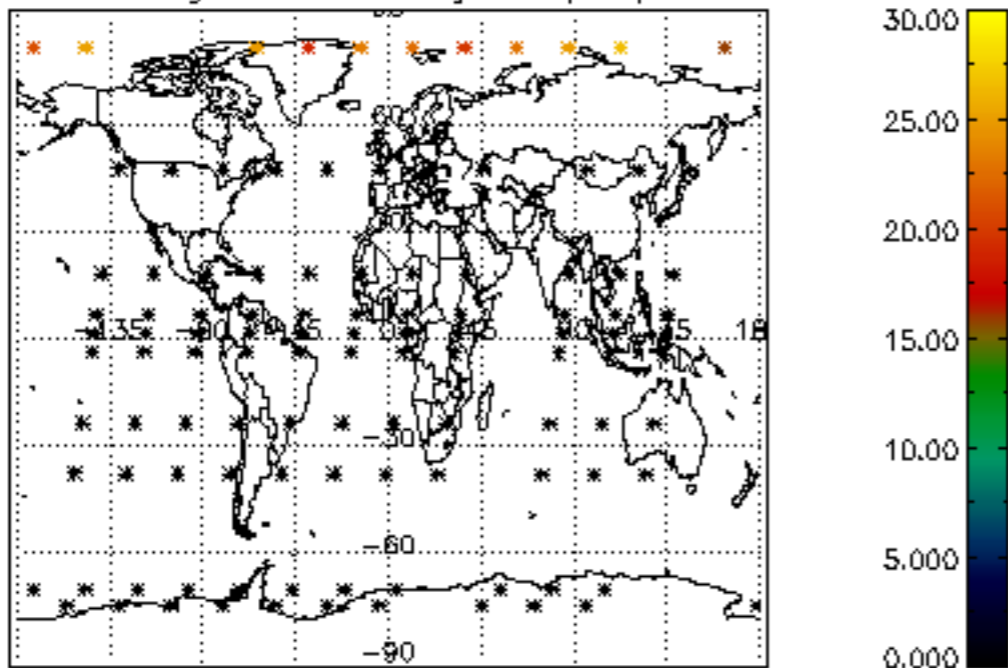
Percentage of star falling outside central band per profile



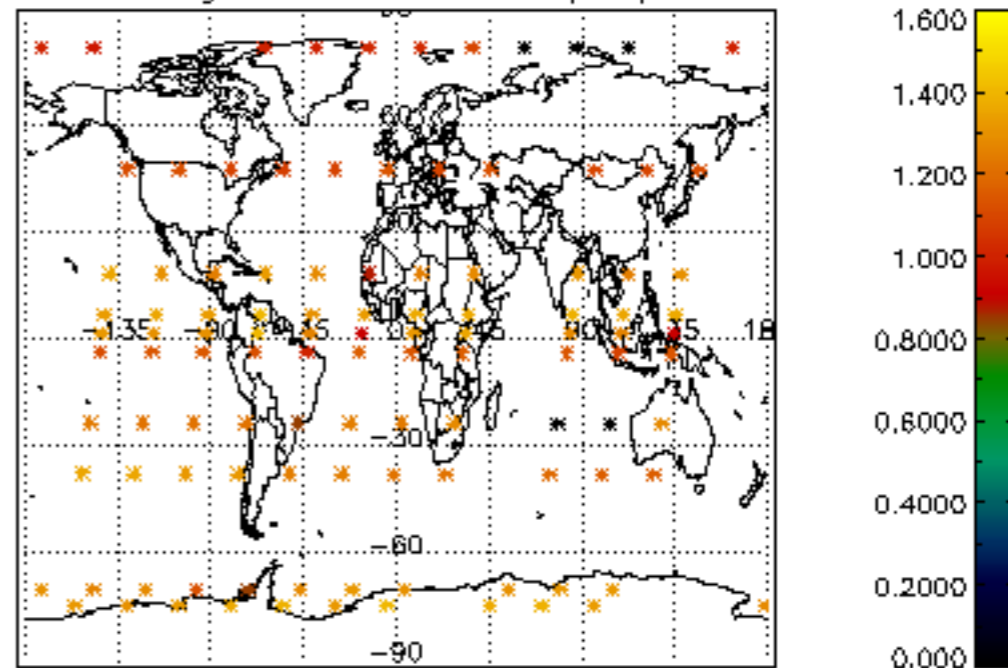
Percentage of saturation errors per profile



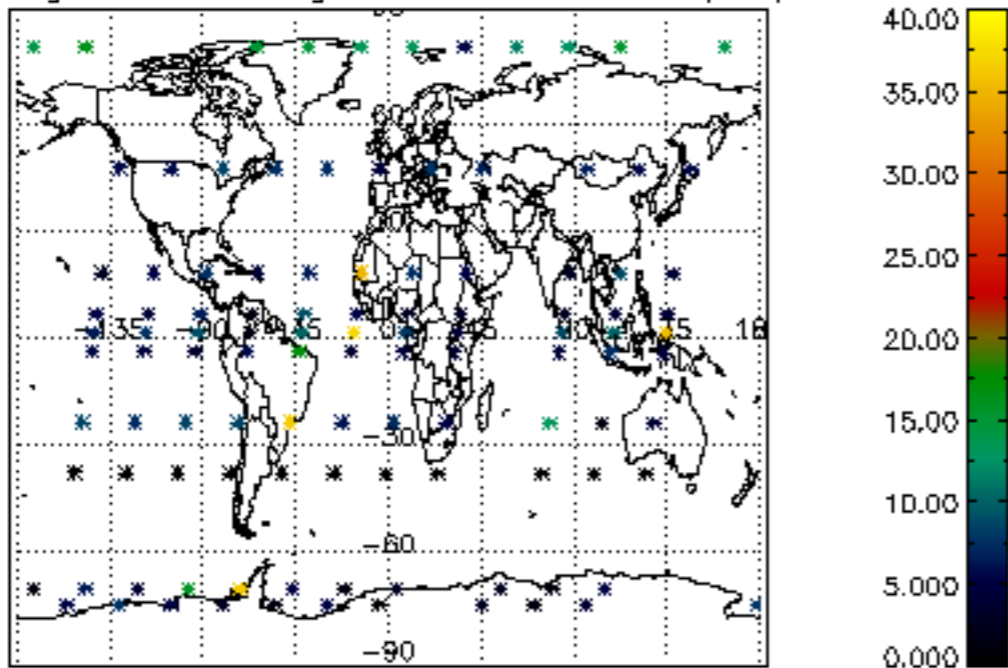
Percentage of cosmic ray hits per profile



Percentage of datation errors per profile



Percentage of star falling outside central band per profile



Percentage of saturation errors per profile

