

GOMOS Level 2 Daily Report

SUMMARY

[1. General Info](#)

[2. Summary of processed GOM_NL_2P products](#)

[3. Level 2 Quality information per product](#)

[3.1 Plot of level 2 quality information per product \(time dependant\)](#)

[3.2 Plot of level 2 quality information per product \(world map\)](#)

[4. Level 1 Quality information per product \(stored on level 2 products\)](#)

[4.1 Plot of level 1 quality information per product \(time dependant\)](#)

[4.1.1 Plot of level 1 quality information per product \(time dependant\): ASCENDING](#)

[4.1.2 Plot of level 1 quality information per product \(time dependant\): DESCENDING](#)

[4.2 Plot of level 1 quality information per product \(world map\)](#)

[4.2.1 Plot of level 1 quality information per product \(world map\): ASCENDING](#)

[4.2.2 Plot of level 1 quality information per product \(world map\): DESCENDING](#)

[5. Ozone profiles based on quality statistics and other trace gas profiles](#)

[5.1 Ozone statistics based on quality of products](#)

[5.2 Plot ozone profiles for all STD \(dark without errors\)](#)

[5.3 Plot ozone profiles where STD < 20% \(dark without errors\)](#)

[5.4. Plot ozone profiles where STD < 10% \(dark without errors\)](#)

[5.5. Plot ozone profiles where STD < 5% \(dark without errors\)](#)

[5.6 Plot NO2 profiles for all STD \(dark without errors\)](#)

[5.7 Plot NO3 profiles for all STD \(dark without errors\)](#)

[5.8 Plot H2O profiles \(only for occultations of stars 1,2,3,4,13,14,16,26,63 dark without errors\) for all STD](#)

[6. Auxiliary Data Files used for the production reported in section 2](#)

This report presents the daily analysis on parameters extracted from GOMOS level 2 data (GOM_NL__2P). It is intended to monitor some important parameters that will impact the quality of these products. A list of level 2 products (and content) that have arrived during the reporting day to the PCF is also given.

Item	Value
Time of report generation	22APR2013 17:23:01
Data source version	GOMOS/6.01
Start time of products	14-03-2007 (14MAR2007 00:00:00)
Stop time of products	15-03-2007 (15MAR2007 00:00:00)
Store outputs in DB	Yes
Nb of level 2 prods	263
Nb of prods with errors	0

2. Summary of processed GOM_NL__2P products.

Nr	Filename	UTC Start time	Limb	Duration	Star Id	Star Name	Star Mag	Star Temp	Nb Meas	Orbit	Prod. error
1	GOM_NL__2PRFIN20070314_000148_000000452056_00216_26322_0337.N1	14-MAR-2007 00:01:48	Dark	44.500	57	34Sig Sgr	2.0660	26000.	89	26322	No
2	GOM_NL__2PRFIN20070314_000512_000000492056_00216_26322_0338.N1	14-MAR-2007 00:05:12	Dark	49.000	38	20Eps Sgr	1.8360	11000.	98	26322	No
3	GOM_NL__2PRFIN20070314_001723_000000512056_00217_26323_0338.N1	14-MAR-2007 00:17:23	Dark	51.000	131	Gam Lup	2.8000	26000.	102	26323	No
4	GOM_NL__2PRFIN20070314_001938_000000502056_00217_26323_0339.N1	14-MAR-2007 00:19:38	Dark	49.500	78	Alp Lup	2.3040	28000.	99	26323	No
5	GOM_NL__2PRFIN20070314_002109_000000432056_00217_26323_0340.N1	14-MAR-2007 00:21:09	Dark	43.000	77	Eps Cen	2.3030	28000.	86	26323	No
6	GOM_NL__2PRFIN20070314_002405_000000402056_00217_26323_0341.N1	14-MAR-2007 00:24:05	Straylight	40.000	64	Gam Cen	2.2000	10600.	80	26323	No
7	GOM_NL__2PRFIN20070314_002611_000000522056_00217_26323_0342.N1	14-MAR-2007 00:26:11	Straylight	52.000	123	Iot Cen	2.7500	10200.	104	26323	No
8	GOM_NL__2PRFIN20070314_003212_000000562056_00217_26323_0343.N1	14-MAR-2007 00:32:12	Straylight	55.500	106	9Bet Crv	2.6480	5600.0	111	26323	No
9	GOM_NL__2PRFIN20070314_003436_000000532056_00217_26323_0344.N1	14-MAR-2007 00:34:36	Straylight	53.000	100	4Gam Crv	2.5800	13100.	106	26323	No
10	GOM_NL__2PRFIN20070314_004714_000000422056_00217_26323_0345.N1	14-MAR-2007 00:47:14	Bright	41.500	96	68Del Leo	2.5600	9300.0	83	26323	No
11	GOM_NL__2PRFIN20070314_005418_000000402056_00217_26323_0346.N1	14-MAR-2007 00:54:18	Bright	40.000	174	52Psi UMa	3.0040	4400.0	80	26323	No
12	GOM_NL__2PRFIN20070314_005726_000000382056_00217_26323_0347.N1	14-MAR-2007 00:57:26	Bright	37.500	82	48Bet UMa	2.3650	10600.	75	26323	No
13	GOM_NL__2PRFIN20070314_005855_000000402056_00217_26323_0348.N1	14-MAR-2007 00:58:55	Bright	39.500	36	50Alp UMa	1.8000	6300.0	79	26323	No
14	GOM_NL__2PRFIN20070314_010047_000000472056_00217_26323_0349.N1	14-MAR-2007 01:00:47	Bright	46.500	32	77Eps UMa	1.7630	11000.	93	26323	No
15	GOM_NL__2PRFIN20070314_010603_000000382056_00217_26323_0350.N1	14-MAR-2007 01:06:03	Bright	38.000	60	7Bet UMi	2.0810	3950.0	76	26323	No
16	GOM_NL__2PRFIN20070314_011016_000000472056_00217_26323_0351.N1	14-MAR-2007 01:10:16	Bright	47.000	119	14Eta Dra	2.7270	4700.0	94	26323	No
17	GOM_NL__2PRFIN20070314_011603_000000492056_00217_26323_0352.N1	14-MAR-2007 01:16:03	Bright	49.000	69	33Gam Dra	2.2310	3800.0	98	26323	No
18	GOM_NL__2PRFIN20070314_011912_000000382056_00217_26323_0353.N1	14-MAR-2007 01:19:12	Bright	38.000	144	18Del Cyg	2.8600	11000.	76	26323	No
19	GOM_NL__2PRFIN20070314_012117_000000512056_00217_26323_0354.N1	14-MAR-2007 01:21:17	Bright	50.500	5	3Alp Lyr	0.033000	11000.	101	26323	No
20	GOM_NL__2PRFIN20070314_013026_000000482056_00217_26323_0355.N1	14-MAR-2007 01:30:26	Twilight_stray	48.000	11	53Alp Aql	0.76500	8000.0	96	26323	No
21	GOM_NL__2PRFIN20070314_014024_000000452056_00217_26323_0356.N1	14-MAR-2007 01:40:24	Dark	45.000	155	41Pi Sgr	2.9000	6600.0	90	26323	No
22	GOM_NL__2PRFIN20070314_014224_000000442056_00217_26323_0357.N1	14-MAR-2007 01:42:24	Dark	43.500	57	34Sig Sgr	2.0660	26000.	87	26323	No
23	GOM_NL__2PRFIN20070314_014549_000000452056_00217_26323_0358.N1	14-MAR-2007 01:45:49	Dark	45.000	38	20Eps Sgr	1.8360	11000.	90	26323	No
24	GOM_NL__2PRFIN20070314_015801_000000522056_00218_26324_0352.N1	14-MAR-2007 01:58:01	Dark	51.500	131	Gam Lup	2.8000	26000.	103	26324	No
25	GOM_NL__2PRFIN20070314_020015_000000472056_00218_26324_0353.N1	14-MAR-2007 02:00:15	Dark	47.000	78	Alp Lup	2.3040	28000.	94	26324	No
26	GOM_NL__2PRFIN20070314_020227_000000462056_00218_26324_0354.N1	14-MAR-2007 02:02:27	Dark	45.500	95	Zet Cen	2.5450	26000.	91	26324	No
27	GOM_NL__2PRFIN20070314_020441_000000442056_00218_26324_0355.N1	14-MAR-2007 02:04:41	Straylight	43.500	64	Gam Cen	2.2000	10600.	87	26324	No
28	GOM_NL__2PRFIN20070314_020648_000000502056_00218_26324_0356.N1	14-MAR-2007 02:06:48	Straylight	50.000	123	Iot Cen	2.7500	10200.	100	26324	No
29	GOM_NL__2PRFIN20070314_021248_000000592056_00218_26324_0357.N1	14-MAR-2007 02:12:48	Straylight	59.000	106	9Bet Crv	2.6480	5600.0	118	26324	No
30	GOM_NL__2PRFIN20070314_021513_000000542056_00218_26324_0358.N1	14-MAR-2007 02:15:13	Straylight	54.000	100	4Gam Crv	2.5800	13100.	108	26324	No
31	GOM_NL__2PRFIN20070314_022749_000000412056_00218_26324_0359.N1	14-MAR-2007 02:27:49	Bright	40.500	96	68Del Leo	2.5600	9300.0	81	26324	No
32	GOM_NL__2PRFIN20070314_023454_000000392056_00218_26324_0360.N1	14-MAR-2007 02:34:54	Bright	38.500	174	52Psi UMa	3.0040	4400.0	77	26324	No
33	GOM_NL__2PRFIN20070314_023802_000000382056_00218_26324_0361.N1	14-MAR-2007 02:38:02	Bright	37.500	82	48Bet UMa	2.3650	10600.	75	26324	No
34	GOM_NL__2PRFIN20070314_023930_000000392056_00218_26324_0362.N1	14-MAR-2007 02:39:30	Bright	39.000	36	50Alp UMa	1.8000	6300.0	78	26324	No
35	GOM_NL__2PRFIN20070314_024122_000000472056_00218_26324_0363.N1	14-MAR-2007 02:41:22	Bright	46.500	32	77Eps UMa	1.7630	11000.	93	26324	No
36	GOM_NL__2PRFIN20070314_024638_000000412056_00218_26324_0364.N1	14-MAR-2007 02:46:38	Bright	40.500	60	7Bet UMi	2.0810	3950.0	81	26324	No
37	GOM_NL__2PRFIN20070314_025051_000000472056_00218_26324_0365.N1	14-MAR-2007 02:50:51	Bright	47.000	119	14Eta Dra	2.7270	4700.0	94	26324	No
38	GOM_NL__2PRFIN20070314_025639_000000502056_00218_26324_0366.N1	14-MAR-2007 02:56:39	Bright	49.500	69	33Gam Dra	2.2310	3800.0	99	26324	No
39	GOM_NL__2PRFIN20070314_025947_000000372056_00218_26324_0367.N1	14-MAR-2007 02:59:47	Bright	36.500	144	18Del Cyg	2.8600	11000.	73	26324	No
40	GOM_NL__2PRFIN20070314_030153_000000522056_00218_26324_0368.N1	14-MAR-2007 03:01:53	Bright	51.500	5	3Alp Lyr	0.033000	11000.	103	26324	No
41	GOM_NL__2PRFIN20070314_031103_000000492056_00218_26324_0369.N1	14-MAR-2007 03:11:03	Twilight_stray	48.500	11	53Alp Aql	0.76500	8000.0	97	26324	No
42	GOM_NL__2PRFIN20070314_032301_000000462056_00218_26324_0370.N1	14-MAR-2007 03:23:01	Dark	45.500	57	34Sig Sgr	2.0660	26000.	91	26324	No

43	GOM_NL__2PRFIN20070314_032626_000000452056_00218_26324_0371.N1	14-MAR-2007 03:26:26	Dark	44.500	38	20Eps Sgr	1.8360	11000.	89	26324	No
44	GOM_NL__2PRFIN20070314_033838_000000532056_00219_26325_0356.N1	14-MAR-2007 03:38:38	Dark	53.000	131	Gam Lup	2.8000	26000.	106	26325	No
45	GOM_NL__2PRFIN20070314_034052_000000482056_00219_26325_0357.N1	14-MAR-2007 03:40:52	Dark	48.000	78	Alp Lup	2.3040	28000.	96	26325	No
46	GOM_NL__2PRFIN20070314_034304_000000452056_00219_26325_0358.N1	14-MAR-2007 03:43:04	Dark	44.500	95	Zet Cen	2.5450	26000.	89	26325	No
47	GOM_NL__2PRFIN20070314_034518_000000412056_00219_26325_0359.N1	14-MAR-2007 03:45:18	Straylight	40.500	64	Gam Cen	2.2000	10600.	81	26325	No
48	GOM_NL__2PRFIN20070314_034724_000000512056_00219_26325_0360.N1	14-MAR-2007 03:47:24	Straylight	50.500	123	lot Cen	2.7500	10200.	101	26325	No
49	GOM_NL__2PRFIN20070314_035324_000000542056_00219_26325_0361.N1	14-MAR-2007 03:53:24	Straylight	54.000	106	9Bet Crv	2.6480	5600.0	108	26325	No
50	GOM_NL__2PRFIN20070314_035549_000000542056_00219_26325_0362.N1	14-MAR-2007 03:55:49	Straylight	53.500	100	4Gam Crv	2.5800	13100.	107	26325	No
51	GOM_NL__2PRFIN20070314_040825_000000422056_00219_26325_0363.N1	14-MAR-2007 04:08:25	Bright	41.500	96	68Del Leo	2.5600	9300.0	83	26325	No
52	GOM_NL__2PRFIN20070314_041530_000000392056_00219_26325_0364.N1	14-MAR-2007 04:15:30	Bright	38.500	174	52Psi UMa	3.0040	4400.0	77	26325	No
53	GOM_NL__2PRFIN20070314_041838_000000382056_00219_26325_0365.N1	14-MAR-2007 04:18:38	Bright	37.500	82	48Bet UMa	2.3650	10600.	75	26325	No
54	GOM_NL__2PRFIN20070314_042006_000000392056_00219_26325_0366.N1	14-MAR-2007 04:20:06	Bright	39.000	36	50Alp UMa	1.8000	6300.0	78	26325	No
55	GOM_NL__2PRFIN20070314_042157_000000462056_00219_26325_0367.N1	14-MAR-2007 04:21:57	Bright	45.500	32	77Eps UMa	1.7630	11000.	91	26325	No
56	GOM_NL__2PRFIN20070314_042714_000000422056_00219_26325_0368.N1	14-MAR-2007 04:27:14	Bright	42.000	60	7Bet UMi	2.0810	3950.0	84	26325	No
57	GOM_NL__2PRFIN20070314_043127_000000472056_00219_26325_0369.N1	14-MAR-2007 04:31:27	Bright	46.500	119	14Eta Dra	2.7270	4700.0	93	26325	No
58	GOM_NL__2PRFIN20070314_043714_000000492056_00219_26325_0370.N1	14-MAR-2007 04:37:14	Bright	48.500	69	33Gam Dra	2.2310	3800.0	97	26325	No
59	GOM_NL__2PRFIN20070314_044023_000000372056_00219_26325_0371.N1	14-MAR-2007 04:40:23	Bright	37.000	144	18Del Cyg	2.8600	11000.	74	26325	No
60	GOM_NL__2PRFIN20070314_044229_000000512056_00219_26325_0372.N1	14-MAR-2007 04:42:29	Bright	51.000	5	3Alp Lyr	0.033000	11000.	102	26325	No
61	GOM_NL__2PRFIN20070314_045139_000000522056_00219_26325_0373.N1	14-MAR-2007 04:51:39	Twi_and_stray	52.000	11	53Alp Aql	0.76500	8000.0	104	26325	No
62	GOM_NL__2PRFIN20070314_050138_000000462056_00219_26325_0374.N1	14-MAR-2007 05:01:38	Dark	45.500	155	41Pi Sgr	2.9000	6600.0	91	26325	No
63	GOM_NL__2PRFIN20070314_050338_000000492056_00219_26325_0375.N1	14-MAR-2007 05:03:38	Dark	49.000	57	34Sig Sgr	2.0660	26000.	98	26325	No
64	GOM_NL__2PRFIN20070314_050703_000000472056_00219_26325_0376.N1	14-MAR-2007 05:07:03	Dark	47.000	38	20Eps Sgr	1.8360	11000.	94	26325	No
65	GOM_NL__2PRFIN20070314_065952_000000522056_00221_26327_0395.N1	14-MAR-2007 06:59:52	Dark	52.000	131	Gam Lup	2.8000	26000.	104	26327	No
66	GOM_NL__2PRFIN20070314_070206_000000462056_00221_26327_0396.N1	14-MAR-2007 07:02:06	Dark	46.000	78	Alp Lup	2.3040	28000.	92	26327	No
67	GOM_NL__2PRFIN20070314_070418_000000452056_00221_26327_0397.N1	14-MAR-2007 07:04:18	Dark	44.500	95	Zet Cen	2.5450	26000.	89	26327	No
68	GOM_NL__2PRFIN20070314_070631_000000402056_00221_26327_0398.N1	14-MAR-2007 07:06:31	Straylight	40.000	64	Gam Cen	2.2000	10600.	80	26327	No
69	GOM_NL__2PRFIN20070314_070838_000000502056_00221_26327_0399.N1	14-MAR-2007 07:08:38	Straylight	49.500	123	lot Cen	2.7500	10200.	99	26327	No
70	GOM_NL__2PRFIN20070314_071437_000000532056_00221_26327_0400.N1	14-MAR-2007 07:14:37	Straylight	52.500	106	9Bet Crv	2.6480	5600.0	105	26327	No
71	GOM_NL__2PRFIN20070314_071701_000000512056_00221_26327_0401.N1	14-MAR-2007 07:17:01	Straylight	50.500	100	4Gam Crv	2.5800	13100.	101	26327	No
72	GOM_NL__2PRFIN20070314_072832_000000282056_00221_26327_0402.N1	14-MAR-2007 07:28:32	Twi_and_stray	28.000	62	94Bet Leo	2.1360	9700.0	56	26327	No
73	GOM_NL__2PRFIN20070314_072936_000000412056_00221_26327_0403.N1	14-MAR-2007 07:29:36	Bright	41.000	96	68Del Leo	2.5600	9300.0	82	26327	No
74	GOM_NL__2PRFIN20070314_073641_000000402056_00221_26327_0404.N1	14-MAR-2007 07:36:41	Bright	40.000	174	52Psi UMa	3.0040	4400.0	80	26327	No
75	GOM_NL__2PRFIN20070314_073949_000000382056_00221_26327_0405.N1	14-MAR-2007 07:39:49	Bright	37.500	82	48Bet UMa	2.3650	10600.	75	26327	No
76	GOM_NL__2PRFIN20070314_074118_000000382056_00221_26327_0406.N1	14-MAR-2007 07:41:18	Bright	38.000	36	50Alp UMa	1.8000	6300.0	76	26327	No
77	GOM_NL__2PRFIN20070314_074308_000000682056_00221_26327_0407.N1	14-MAR-2007 07:43:08	Bright	68.000	32	77Eps UMa	1.7630	11000.	136	26327	No
78	GOM_NL__2PRFIN20070314_074825_000000372056_00221_26327_0408.N1	14-MAR-2007 07:48:25	Bright	37.000	60	7Bet UMi	2.0810	3950.0	74	26327	No
79	GOM_NL__2PRFIN20070314_075237_000000472056_00221_26327_0409.N1	14-MAR-2007 07:52:37	Bright	46.500	119	14Eta Dra	2.7270	4700.0	93	26327	No
80	GOM_NL__2PRFIN20070314_075826_000000502056_00221_26327_0410.N1	14-MAR-2007 07:58:26	Bright	49.500	69	33Gam Dra	2.2310	3800.0	99	26327	No
81	GOM_NL__2PRFIN20070314_080135_000000572056_00221_26327_0411.N1	14-MAR-2007 08:01:35	Bright	57.000	144	18Del Cyg	2.8600	11000.	114	26327	No
82	GOM_NL__2PRFIN20070314_080259_000000352056_00221_26327_0412.N1	14-MAR-2007 08:02:59	Bright	35.000	66	37Gam Cyg	2.2080	5900.0	70	26327	No
83	GOM_NL__2PRFIN20070314_081252_000000502056_00221_26327_0413.N1	14-MAR-2007 08:12:52	Twi_and_stray	50.000	11	53Alp Aql	0.76500	8000.0	100	26327	No
84	GOM_NL__2PRFIN20070314_082251_000000462056_00221_26327_0414.N1	14-MAR-2007 08:22:51	Dark	45.500	155	41Pi Sgr	2.9000	6600.0	91	26327	No
85	GOM_NL__2PRFIN20070314_082451_000000462056_00221_26327_0415.N1	14-MAR-2007 08:24:51	Dark	46.000	57	34Sig Sgr	2.0660	26000.	92	26327	No
86	GOM_NL__2PRFIN20070314_082816_000000472056_00221_26327_0416.N1	14-MAR-2007 08:28:16	Dark	47.000	38	20Eps Sgr	1.8360	11000.	94	26327	No
87	GOM_NL__2PRFIN20070314_084029_000000522056_00222_26328_0414.N1	14-MAR-2007 08:40:29	Dark	52.000	131	Gam Lup	2.8000	26000.	104	26328	No
88	GOM_NL__2PRFIN20070314_084242_000000472056_00222_26328_0415.N1	14-MAR-2007 08:42:42	Dark	47.000	78	Alp Lup	2.3040	28000.	94	26328	No
89	GOM_NL__2PRFIN20070314_084454_000000472056_00222_26328_0416.N1	14-MAR-2007 08:44:54	Dark	46.500	95	Zet Cen	2.5450	26000.	93	26328	No
90	GOM_NL__2PRFIN20070314_084707_000000422056_00222_26328_0417.N1	14-MAR-2007 08:47:07	Straylight	42.000	64	Gam Cen	2.2000	10600.	84	26328	No
91	GOM_NL__2PRFIN20070314_084914_000000502056_00222_26328_0418.N1	14-MAR-2007 08:49:14	Straylight	49.500	123	lot Cen	2.7500	10200.	99	26328	No
92	GOM_NL__2PRFIN20070314_085513_000000542056_00222_26328_0419.N1	14-MAR-2007 08:55:13	Straylight	54.000	106	9Bet Crv	2.6480	5600.0	108	26328	No
93	GOM_NL__2PRFIN20070314_085737_000000512056_00222_26328_0420.N1	14-MAR-2007 08:57:37	Straylight	51.000	100	4Gam Crv	2.5800	13100.	102	26328	No
94	GOM_NL__2PRFIN20070314_090907_000000352056_00222_26328_0421.N1	14-MAR-2007 09:09:07	Bright	35.000	62	94Bet Leo	2.1360	9700.0	70	26328	No
95	GOM_NL__2PRFIN20070314_091012_000000412056_00222_26328_0422.N1	14-MAR-2007 09:10:12	Bright	40.500	96	68Del Leo	2.5600	9300.0	81	26328	No
96	GOM_NL__2PRFIN20070314_091716_000000402056_00222_26328_0423.N1	14-MAR-2007 09:17:16	Bright	40.000	174	52Psi UMa	3.0040	4400.0	80	26328	No
97	GOM_NL__2PRFIN20070314_092025_000000362056_00222_26328_0424.N1	14-MAR-2007 09:20:25	Bright	36.000	82	48Bet UMa	2.3650	10600.	72	26328	No
98	GOM_NL__2PRFIN20070314_092153_000000372056_00222_26328_0425.N1	14-MAR-2007 09:21:53	Bright	37.000	36	50Alp UMa	1.8000	6300.0	74	26328	No
99	GOM_NL__2PRFIN20070314_092343_000000452056_00222_26328_0426.N1	14-MAR-2007 09:23:43	Bright	45.000	32	77Eps UMa	1.7630	11000.	90	26328	No
100	GOM_NL__2PRFIN20070314_092901_000000402056_00222_26328_0427.N1	14-MAR-2007 09:29:01	Bright	40.000	60	7Bet UMi	2.0810	3950.0	80	26328	No
101	GOM_NL__2PRFIN20070314_093313_000000462056_00222_26328_0428.N1	14-MAR-2007 09:33:13	Bright	46.000	119	14Eta Dra	2.7270	4700.0	92	26328	No

102	GOM_NL__2PRFIN20070314_093901_000000472056_00222_26328_0429.N1	14-MAR-2007 09:39:01	Bright	47.000	69	33Gam Dra	2.2310	3800.0	94	26328	No
103	GOM_NL__2PRFIN20070314_094211_000000382056_00222_26328_0430.N1	14-MAR-2007 09:42:11	Bright	38.000	144	18Del Cyg	2.8600	11000.	76	26328	No
104	GOM_NL__2PRFIN20070314_094335_000000382056_00222_26328_0431.N1	14-MAR-2007 09:43:35	Bright	37.500	66	37Gam Cyg	2.2080	5900.0	75	26328	No
105	GOM_NL__2PRFIN20070314_095328_000000472056_00222_26328_0432.N1	14-MAR-2007 09:53:28	Tw_i_and_stray	47.000	11	53Alp Aql	0.76500	8000.0	94	26328	No
106	GOM_NL__2PRFIN20070314_100328_000000452056_00222_26328_0433.N1	14-MAR-2007 10:03:28	Dark	44.500	155	41Pi Sgr	2.9000	6600.0	89	26328	No
107	GOM_NL__2PRFIN20070314_100528_000000462056_00222_26328_0434.N1	14-MAR-2007 10:05:28	Dark	45.500	57	34Sig Sgr	2.0660	26000.	91	26328	No
108	GOM_NL__2PRFIN20070314_100853_000000472056_00222_26328_0435.N1	14-MAR-2007 10:08:53	Dark	47.000	38	20Eps Sgr	1.8360	11000.	94	26328	No
109	GOM_NL__2PRFIN20070314_102106_000000532056_00223_26329_0453.N1	14-MAR-2007 10:21:06	Dark	53.000	131	Gam Lup	2.8000	26000.	106	26329	No
110	GOM_NL__2PRFIN20070314_102319_000000472056_00223_26329_0454.N1	14-MAR-2007 10:23:19	Dark	46.500	78	Alp Lup	2.3040	28000.	93	26329	No
111	GOM_NL__2PRFIN20070314_102531_000000462056_00223_26329_0455.N1	14-MAR-2007 10:25:31	Dark	45.500	95	Zet Cen	2.5450	26000.	91	26329	No
112	GOM_NL__2PRFIN20070314_102743_000000412056_00223_26329_0456.N1	14-MAR-2007 10:27:43	Straylight	40.500	64	Gam Cen	2.2000	10600.	81	26329	No
113	GOM_NL__2PRFIN20070314_102951_000000482056_00223_26329_0457.N1	14-MAR-2007 10:29:51	Straylight	47.500	123	lot Cen	2.7500	10200.	95	26329	No
114	GOM_NL__2PRFIN20070314_103549_000000532056_00223_26329_0458.N1	14-MAR-2007 10:35:49	Straylight	52.500	106	9Bet Crv	2.6480	5600.0	105	26329	No
115	GOM_NL__2PRFIN20070314_103813_000000522056_00223_26329_0459.N1	14-MAR-2007 10:38:13	Straylight	51.500	100	4Gam Crv	2.5800	13100.	103	26329	No
116	GOM_NL__2PRFIN20070314_104943_000000352056_00223_26329_0460.N1	14-MAR-2007 10:49:43	Bright	35.000	62	94Bet Leo	2.1360	9700.0	70	26329	No
117	GOM_NL__2PRFIN20070314_105047_000000402056_00223_26329_0461.N1	14-MAR-2007 10:50:47	Bright	39.500	96	68Del Leo	2.5600	9300.0	79	26329	No
118	GOM_NL__2PRFIN20070314_105752_000000382056_00223_26329_0462.N1	14-MAR-2007 10:57:52	Bright	38.000	174	52Psi UMa	3.0040	4400.0	76	26329	No
119	GOM_NL__2PRFIN20070314_110100_000000562056_00223_26329_0463.N1	14-MAR-2007 11:01:00	Bright	56.000	82	48Bet UMa	2.3650	10600.	112	26329	No
120	GOM_NL__2PRFIN20070314_110229_000000402056_00223_26329_0464.N1	14-MAR-2007 11:02:29	Bright	40.000	36	50Alp UMa	1.8000	6300.0	80	26329	No
121	GOM_NL__2PRFIN20070314_110418_000000442056_00223_26329_0465.N1	14-MAR-2007 11:04:18	Bright	43.500	32	77Eps UMa	1.7630	11000.	87	26329	No
122	GOM_NL__2PRFIN20070314_110936_000000402056_00223_26329_0466.N1	14-MAR-2007 11:09:36	Bright	39.500	60	7Bet UMi	2.0810	3950.0	79	26329	No
123	GOM_NL__2PRFIN20070314_111348_000000472056_00223_26329_0467.N1	14-MAR-2007 11:13:48	Bright	47.000	119	14Eta Dra	2.7270	4700.0	94	26329	No
124	GOM_NL__2PRFIN20070314_111937_000000472056_00223_26329_0468.N1	14-MAR-2007 11:19:37	Bright	47.000	69	33Gam Dra	2.2310	3800.0	94	26329	No
125	GOM_NL__2PRFIN20070314_112247_000000382056_00223_26329_0469.N1	14-MAR-2007 11:22:47	Bright	37.500	144	18Del Cyg	2.8600	11000.	75	26329	No
126	GOM_NL__2PRFIN20070314_112411_000000372056_00223_26329_0470.N1	14-MAR-2007 11:24:11	Bright	37.000	66	37Gam Cyg	2.2080	5900.0	74	26329	No
127	GOM_NL__2PRFIN20070314_113404_000000512056_00223_26329_0471.N1	14-MAR-2007 11:34:04	Tw_i_and_stray	50.500	11	53Alp Aql	0.76500	8000.0	101	26329	No
128	GOM_NL__2PRFIN20070314_114404_000000452056_00223_26329_0472.N1	14-MAR-2007 11:44:04	Dark	45.000	155	41Pi Sgr	2.9000	6600.0	90	26329	No
129	GOM_NL__2PRFIN20070314_114605_000000472056_00223_26329_0473.N1	14-MAR-2007 11:46:05	Dark	46.500	57	34Sig Sgr	2.0660	26000.	93	26329	No
130	GOM_NL__2PRFIN20070314_114930_000000452056_00223_26329_0474.N1	14-MAR-2007 11:49:30	Dark	45.000	38	20Eps Sgr	1.8360	11000.	90	26329	No
131	GOM_NL__2PRFIN20070314_120143_000000522056_00224_26330_0509.N1	14-MAR-2007 12:01:43	Dark	51.500	131	Gam Lup	2.8000	26000.	103	26330	No
132	GOM_NL__2PRFIN20070314_120356_000000472056_00224_26330_0510.N1	14-MAR-2007 12:03:56	Dark	47.000	78	Alp Lup	2.3040	28000.	94	26330	No
133	GOM_NL__2PRFIN20070314_120607_000000452056_00224_26330_0511.N1	14-MAR-2007 12:06:07	Dark	45.000	95	Zet Cen	2.5450	26000.	90	26330	No
134	GOM_NL__2PRFIN20070314_120820_000000412056_00224_26330_0512.N1	14-MAR-2007 12:08:20	Straylight	40.500	64	Gam Cen	2.2000	10600.	81	26330	No
135	GOM_NL__2PRFIN20070314_121027_000000492056_00224_26330_0513.N1	14-MAR-2007 12:10:27	Straylight	49.000	123	lot Cen	2.7500	10200.	98	26330	No
136	GOM_NL__2PRFIN20070314_121625_000000542056_00224_26330_0514.N1	14-MAR-2007 12:16:25	Straylight	54.000	106	9Bet Crv	2.6480	5600.0	108	26330	No
137	GOM_NL__2PRFIN20070314_121849_000000512056_00224_26330_0515.N1	14-MAR-2007 12:18:49	Straylight	50.500	100	4Gam Crv	2.5800	13100.	101	26330	No
138	GOM_NL__2PRFIN20070314_123018_000000422056_00224_26330_0516.N1	14-MAR-2007 12:30:18	Bright	42.000	62	94Bet Leo	2.1360	9700.0	84	26330	No
139	GOM_NL__2PRFIN20070314_123123_000000432056_00224_26330_0517.N1	14-MAR-2007 12:31:23	Bright	42.500	96	68Del Leo	2.5600	9300.0	85	26330	No
140	GOM_NL__2PRFIN20070314_123827_000000382056_00224_26330_0518.N1	14-MAR-2007 12:38:27	Bright	37.500	174	52Psi UMa	3.0040	4400.0	75	26330	No
141	GOM_NL__2PRFIN20070314_124136_000000362056_00224_26330_0519.N1	14-MAR-2007 12:41:36	Bright	36.000	82	48Bet UMa	2.3650	10600.	72	26330	No
142	GOM_NL__2PRFIN20070314_124304_000000382056_00224_26330_0520.N1	14-MAR-2007 12:43:04	Bright	38.000	36	50Alp UMa	1.8000	6300.0	76	26330	No
143	GOM_NL__2PRFIN20070314_124453_000000462056_00224_26330_0521.N1	14-MAR-2007 12:44:53	Bright	46.000	32	77Eps UMa	1.7630	11000.	92	26330	No
144	GOM_NL__2PRFIN20070314_125012_000000372056_00224_26330_0522.N1	14-MAR-2007 12:50:12	Bright	37.000	60	7Bet UMi	2.0810	3950.0	74	26330	No
145	GOM_NL__2PRFIN20070314_125423_000000472056_00224_26330_0523.N1	14-MAR-2007 12:54:23	Bright	46.500	119	14Eta Dra	2.7270	4700.0	93	26330	No
146	GOM_NL__2PRFIN20070314_130012_000000422056_00224_26330_0524.N1	14-MAR-2007 13:00:12	Bright	42.000	69	33Gam Dra	2.2310	3800.0	84	26330	No
147	GOM_NL__2PRFIN20070314_130323_000000372056_00224_26330_0525.N1	14-MAR-2007 13:03:23	Bright	36.500	144	18Del Cyg	2.8600	11000.	73	26330	No
148	GOM_NL__2PRFIN20070314_130447_000000372056_00224_26330_0526.N1	14-MAR-2007 13:04:47	Bright	36.500	66	37Gam Cyg	2.2080	5900.0	73	26330	No
149	GOM_NL__2PRFIN20070314_131441_000000452056_00224_26330_0527.N1	14-MAR-2007 13:14:41	Tw_i_and_stray	45.000	11	53Alp Aql	0.76500	8000.0	90	26330	No
150	GOM_NL__2PRFIN20070314_132441_000000452056_00224_26330_0528.N1	14-MAR-2007 13:24:41	Dark	45.000	155	41Pi Sgr	2.9000	6600.0	90	26330	No
151	GOM_NL__2PRFIN20070314_132641_000000432056_00224_26330_0529.N1	14-MAR-2007 13:26:41	Dark	43.000	57	34Sig Sgr	2.0660	26000.	86	26330	No
152	GOM_NL__2PRFIN20070314_133007_000000462056_00224_26330_0530.N1	14-MAR-2007 13:30:07	Dark	46.000	38	20Eps Sgr	1.8360	11000.	92	26330	No
153	GOM_NL__2PRFIN20070314_134220_000000542056_00225_26331_0521.N1	14-MAR-2007 13:42:20	Dark	54.000	131	Gam Lup	2.8000	26000.	108	26331	No
154	GOM_NL__2PRFIN20070314_134432_000000482056_00225_26331_0522.N1	14-MAR-2007 13:44:32	Dark	47.500	78	Alp Lup	2.3040	28000.	95	26331	No
155	GOM_NL__2PRFIN20070314_134644_000000452056_00225_26331_0523.N1	14-MAR-2007 13:46:44	Dark	45.000	95	Zet Cen	2.5450	26000.	90	26331	No
156	GOM_NL__2PRFIN20070314_134856_000000422056_00225_26331_0524.N1	14-MAR-2007 13:48:56	Straylight	42.000	64	Gam Cen	2.2000	10600.	84	26331	No
157	GOM_NL__2PRFIN20070314_135104_000000492056_00225_26331_0525.N1	14-MAR-2007 13:51:04	Straylight	48.500	123	lot Cen	2.7500	10200.	97	26331	No
158	GOM_NL__2PRFIN20070314_135701_000000542056_00225_26331_0526.N1	14-MAR-2007 13:57:01	Straylight	53.500	106	9Bet Crv	2.6480	5600.0	107	26331	No
159	GOM_NL__2PRFIN20070314_135925_000000502056_00225_26331_0527.N1	14-MAR-2007 13:59:25	Straylight	50.000	100	4Gam Crv	2.5800	13100.	100	26331	No
160	GOM_NL__2PRFIN20070314_141053_000000422056_00225_26331_0528.N1	14-MAR-2007 14:10:53	Bright	42.000	62	94Bet Leo	2.1360	9700.0	84	26331	No

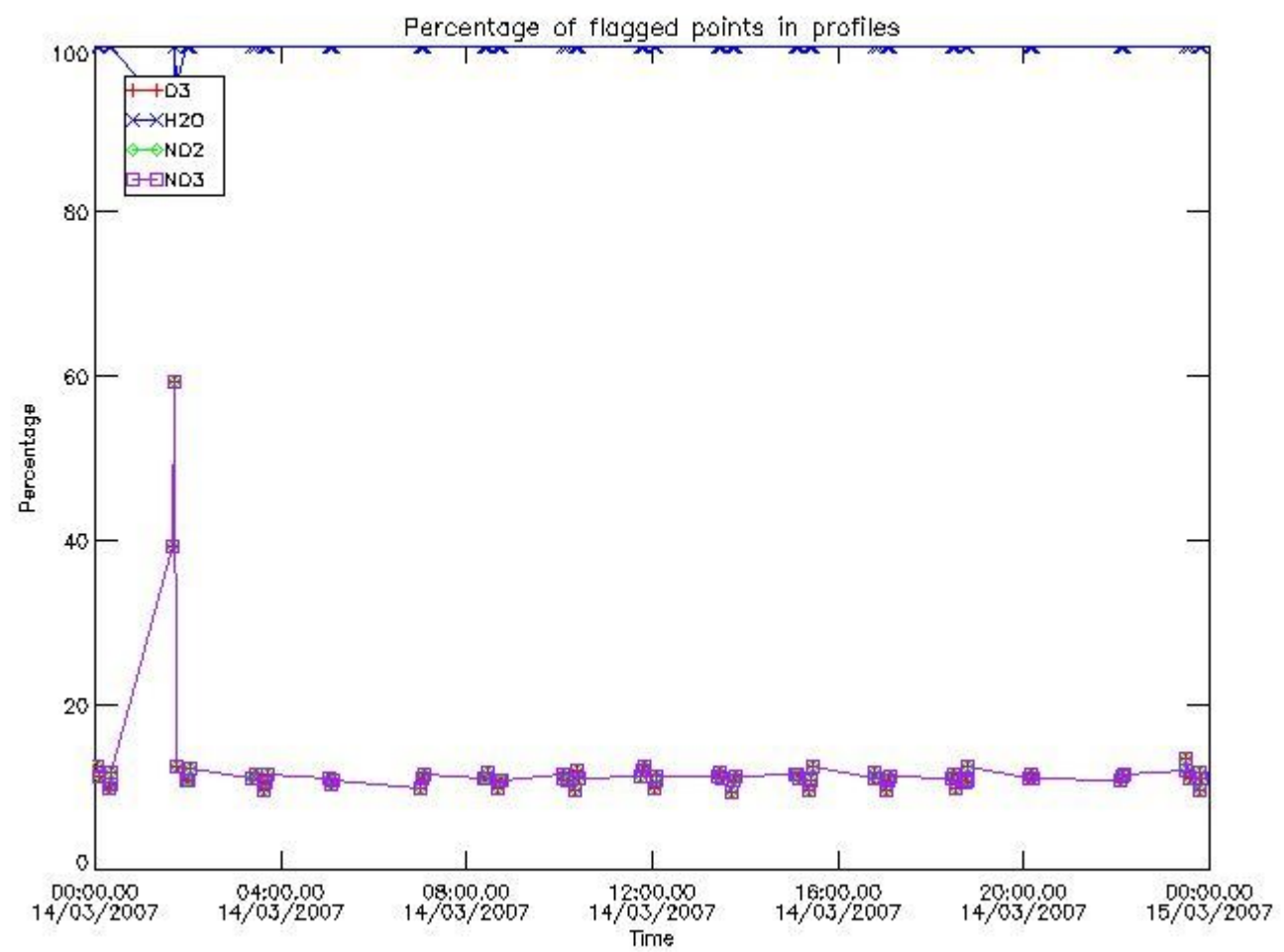
161	GOM_NL__2PRFIN20070314_141158_000000422056_00225_26331_0529.N1	14-MAR-2007 14:11:58	Bright	41.500	96	68Del Leo	2.5600	9300.0	83	26331	No
162	GOM_NL__2PRFIN20070314_141903_000000402056_00225_26331_0530.N1	14-MAR-2007 14:19:03	Bright	39.500	174	52Psi UMa	3.0040	4400.0	79	26331	No
163	GOM_NL__2PRFIN20070314_142211_000000382056_00225_26331_0531.N1	14-MAR-2007 14:22:11	Bright	38.000	82	48Bet UMa	2.3650	10600.	76	26331	No
164	GOM_NL__2PRFIN20070314_142340_000000382056_00225_26331_0532.N1	14-MAR-2007 14:23:40	Bright	38.000	36	50Alp UMa	1.8000	6300.0	76	26331	No
165	GOM_NL__2PRFIN20070314_142528_000000452056_00225_26331_0533.N1	14-MAR-2007 14:25:28	Bright	44.500	32	77Eps UMa	1.7630	11000.	89	26331	No
166	GOM_NL__2PRFIN20070314_143048_000000392056_00225_26331_0534.N1	14-MAR-2007 14:30:48	Bright	38.500	60	7Bet UMi	2.0810	3950.0	77	26331	No
167	GOM_NL__2PRFIN20070314_143459_000000482056_00225_26331_0535.N1	14-MAR-2007 14:34:59	Bright	47.500	119	14Eta Dra	2.7270	4700.0	95	26331	No
168	GOM_NL__2PRFIN20070314_144048_000000422056_00225_26331_0536.N1	14-MAR-2007 14:40:48	Bright	42.000	69	33Gam Dra	2.2310	3800.0	84	26331	No
169	GOM_NL__2PRFIN20070314_144359_000000392056_00225_26331_0537.N1	14-MAR-2007 14:43:59	Bright	38.500	144	18Del Cyg	2.8600	11000.	77	26331	No
170	GOM_NL__2PRFIN20070314_144523_000000362056_00225_26331_0538.N1	14-MAR-2007 14:45:23	Bright	36.000	66	37Gam Cyg	2.2080	5900.0	72	26331	No
171	GOM_NL__2PRFIN20070314_145517_000000532056_00225_26331_0539.N1	14-MAR-2007 14:55:17	Tw_i_and_stray	53.000	11	53Alp Aql	0.76500	8000.0	106	26331	No
172	GOM_NL__2PRFIN20070314_150518_000000442056_00225_26331_0540.N1	14-MAR-2007 15:05:18	Dark	44.000	155	41Pi Sgr	2.9000	6600.0	88	26331	No
173	GOM_NL__2PRFIN20070314_150718_000000442056_00225_26331_0541.N1	14-MAR-2007 15:07:18	Dark	44.000	57	34Sig Sgr	2.0660	26000.	88	26331	No
174	GOM_NL__2PRFIN20070314_151043_000000462056_00225_26331_0542.N1	14-MAR-2007 15:10:43	Dark	45.500	38	20Eps Sgr	1.8360	11000.	91	26331	No
175	GOM_NL__2PRFIN20070314_152257_000000532056_00226_26332_0556.N1	14-MAR-2007 15:22:57	Dark	53.000	131	Gam Lup	2.8000	26000.	106	26332	No
176	GOM_NL__2PRFIN20070314_152509_000000472056_00226_26332_0557.N1	14-MAR-2007 15:25:09	Dark	47.000	78	Alp Lup	2.3040	28000.	94	26332	No
177	GOM_NL__2PRFIN20070314_152721_000000452056_00226_26332_0558.N1	14-MAR-2007 15:27:21	Dark	45.000	95	Zet Cen	2.5450	26000.	90	26332	No
178	GOM_NL__2PRFIN20070314_152932_000000402056_00226_26332_0559.N1	14-MAR-2007 15:29:32	Straylight	40.000	64	Gam Cen	2.2000	10600.	80	26332	No
179	GOM_NL__2PRFIN20070314_153140_000000512056_00226_26332_0560.N1	14-MAR-2007 15:31:40	Straylight	50.500	123	lot Cen	2.7500	10200.	101	26332	No
180	GOM_NL__2PRFIN20070314_153738_000000522056_00226_26332_0561.N1	14-MAR-2007 15:37:38	Straylight	52.000	106	9Bet Crv	2.6480	5600.0	104	26332	No
181	GOM_NL__2PRFIN20070314_154001_000000492056_00226_26332_0562.N1	14-MAR-2007 15:40:01	Straylight	48.500	100	4Gam Crv	2.5800	13100.	97	26332	No
182	GOM_NL__2PRFIN20070314_155129_000000472056_00226_26332_0563.N1	14-MAR-2007 15:51:29	Bright	46.500	62	94Bet Leo	2.1360	9700.0	93	26332	No
183	GOM_NL__2PRFIN20070314_155938_000000402056_00226_26332_0564.N1	14-MAR-2007 15:59:38	Bright	40.000	174	52Psi UMa	3.0040	4400.0	80	26332	No
184	GOM_NL__2PRFIN20070314_160247_000000372056_00226_26332_0565.N1	14-MAR-2007 16:02:47	Bright	37.000	82	48Bet UMa	2.3650	10600.	74	26332	No
185	GOM_NL__2PRFIN20070314_160416_000000392056_00226_26332_0566.N1	14-MAR-2007 16:04:16	Bright	39.000	36	50Alp UMa	1.8000	6300.0	78	26332	No
186	GOM_NL__2PRFIN20070314_160604_000000462056_00226_26332_0567.N1	14-MAR-2007 16:06:04	Bright	45.500	32	77Eps UMa	1.7630	11000.	91	26332	No
187	GOM_NL__2PRFIN20070314_161123_000000412056_00226_26332_0568.N1	14-MAR-2007 16:11:23	Bright	40.500	60	7Bet UMi	2.0810	3950.0	81	26332	No
188	GOM_NL__2PRFIN20070314_161534_000000482056_00226_26332_0569.N1	14-MAR-2007 16:15:34	Bright	47.500	119	14Eta Dra	2.7270	4700.0	95	26332	No
189	GOM_NL__2PRFIN20070314_162123_000000372056_00226_26332_0570.N1	14-MAR-2007 16:21:23	Bright	37.000	69	33Gam Dra	2.2310	3800.0	74	26332	No
190	GOM_NL__2PRFIN20070314_162435_000000472056_00226_26332_0571.N1	14-MAR-2007 16:24:35	Bright	46.500	144	18Del Cyg	2.8600	11000.	93	26332	No
191	GOM_NL__2PRFIN20070314_162559_000000362056_00226_26332_0572.N1	14-MAR-2007 16:25:59	Bright	36.000	66	37Gam Cyg	2.2080	5900.0	72	26332	No
192	GOM_NL__2PRFIN20070314_163553_000000512056_00226_26332_0573.N1	14-MAR-2007 16:35:53	Tw_i_and_stray	50.500	11	53Alp Aql	0.76500	8000.0	101	26332	No
193	GOM_NL__2PRFIN20070314_164554_000000462056_00226_26332_0574.N1	14-MAR-2007 16:45:54	Dark	46.000	155	41Pi Sgr	2.9000	6600.0	92	26332	No
194	GOM_NL__2PRFIN20070314_164755_000000432056_00226_26332_0575.N1	14-MAR-2007 16:47:55	Dark	43.000	57	34Sig Sgr	2.0660	26000.	86	26332	No
195	GOM_NL__2PRFIN20070314_165120_000000462056_00226_26332_0576.N1	14-MAR-2007 16:51:20	Dark	45.500	38	20Eps Sgr	1.8360	11000.	91	26332	No
196	GOM_NL__2PRFIN20070314_170334_000000532056_00227_26333_0584.N1	14-MAR-2007 17:03:34	Dark	53.000	131	Gam Lup	2.8000	26000.	106	26333	No
197	GOM_NL__2PRFIN20070314_170546_000000482056_00227_26333_0585.N1	14-MAR-2007 17:05:46	Dark	47.500	78	Alp Lup	2.3040	28000.	95	26333	No
198	GOM_NL__2PRFIN20070314_170757_000000452056_00227_26333_0586.N1	14-MAR-2007 17:07:57	Dark	45.000	95	Zet Cen	2.5450	26000.	90	26333	No
199	GOM_NL__2PRFIN20070314_171009_000000412056_00227_26333_0587.N1	14-MAR-2007 17:10:09	Straylight	40.500	64	Gam Cen	2.2000	10600.	81	26333	No
200	GOM_NL__2PRFIN20070314_171217_000000512056_00227_26333_0588.N1	14-MAR-2007 17:12:17	Straylight	50.500	123	lot Cen	2.7500	10200.	101	26333	No
201	GOM_NL__2PRFIN20070314_171814_000000552056_00227_26333_0589.N1	14-MAR-2007 17:18:14	Straylight	55.000	106	9Bet Crv	2.6480	5600.0	110	26333	No
202	GOM_NL__2PRFIN20070314_172037_000000512056_00227_26333_0590.N1	14-MAR-2007 17:20:37	Straylight	50.500	100	4Gam Crv	2.5800	13100.	101	26333	No
203	GOM_NL__2PRFIN20070314_173204_000000492056_00227_26333_0591.N1	14-MAR-2007 17:32:04	Bright	48.500	62	94Bet Leo	2.1360	9700.0	97	26333	No
204	GOM_NL__2PRFIN20070314_174014_000000402056_00227_26333_0592.N1	14-MAR-2007 17:40:14	Bright	40.000	174	52Psi UMa	3.0040	4400.0	80	26333	No
205	GOM_NL__2PRFIN20070314_174323_000000372056_00227_26333_0593.N1	14-MAR-2007 17:43:23	Bright	37.000	82	48Bet UMa	2.3650	10600.	74	26333	No
206	GOM_NL__2PRFIN20070314_174452_000000392056_00227_26333_0594.N1	14-MAR-2007 17:44:52	Bright	38.500	36	50Alp UMa	1.8000	6300.0	77	26333	No
207	GOM_NL__2PRFIN20070314_174639_000000472056_00227_26333_0595.N1	14-MAR-2007 17:46:39	Bright	46.500	32	77Eps UMa	1.7630	11000.	93	26333	No
208	GOM_NL__2PRFIN20070314_175159_000000412056_00227_26333_0596.N1	14-MAR-2007 17:51:59	Bright	41.000	60	7Bet UMi	2.0810	3950.0	82	26333	No
209	GOM_NL__2PRFIN20070314_175609_000000492056_00227_26333_0597.N1	14-MAR-2007 17:56:09	Bright	49.000	119	14Eta Dra	2.7270	4700.0	98	26333	No
210	GOM_NL__2PRFIN20070314_180159_000000372056_00227_26333_0598.N1	14-MAR-2007 18:01:59	Bright	37.000	69	33Gam Dra	2.2310	3800.0	74	26333	No
211	GOM_NL__2PRFIN20070314_180511_000000382056_00227_26333_0599.N1	14-MAR-2007 18:05:11	Bright	37.500	144	18Del Cyg	2.8600	11000.	75	26333	No
212	GOM_NL__2PRFIN20070314_180636_000000352056_00227_26333_0600.N1	14-MAR-2007 18:06:36	Bright	35.000	66	37Gam Cyg	2.2080	5900.0	70	26333	No
213	GOM_NL__2PRFIN20070314_181630_000000492056_00227_26333_0601.N1	14-MAR-2007 18:16:30	Tw_i_and_stray	49.000	11	53Alp Aql	0.76500	8000.0	98	26333	No
214	GOM_NL__2PRFIN20070314_182631_000000462056_00227_26333_0602.N1	14-MAR-2007 18:26:31	Dark	46.000	155	41Pi Sgr	2.9000	6600.0	92	26333	No
215	GOM_NL__2PRFIN20070314_182832_000000442056_00227_26333_0603.N1	14-MAR-2007 18:28:32	Dark	44.000	57	34Sig Sgr	2.0660	26000.	88	26333	No
216	GOM_NL__2PRFIN20070314_183157_000000522056_00227_26333_0604.N1	14-MAR-2007 18:31:57	Dark	51.500	38	20Eps Sgr	1.8360	11000.	103	26333	No
217	GOM_NL__2PRFIN20070314_184412_000000532056_00228_26334_0595.N1	14-MAR-2007 18:44:12	Dark	52.500	131	Gam Lup	2.8000	26000.	105	26334	No
218	GOM_NL__2PRFIN20070314_184623_000000472056_00228_26334_0596.N1	14-MAR-2007 18:46:23	Dark	46.500	78	Alp Lup	2.3040	28000.	93	26334	No
219	GOM_NL__2PRFIN20070314_184834_000000452056_00228_26334_0597.N1	14-MAR-2007 18:48:34	Dark	44.500	95	Zet Cen	2.5450	26000.	89	26334	No

220	GOM_NL__2PRFIN20070314_185045_000000422056_00228_26334_0598.N1	14-MAR-2007 18:50:45	Straylight	41.500	64	Gam Cen	2.2000	10600.	83	26334	No
221	GOM_NL__2PRFIN20070314_185254_000000512056_00228_26334_0599.N1	14-MAR-2007 18:52:54	Straylight	50.500	123	lot Cen	2.7500	10200.	101	26334	No
222	GOM_NL__2PRFIN20070314_185850_000000572056_00228_26334_0600.N1	14-MAR-2007 18:58:50	Straylight	57.000	106	9Bet Crv	2.6480	5600.0	114	26334	No
223	GOM_NL__2PRFIN20070314_190113_000000502056_00228_26334_0601.N1	14-MAR-2007 19:01:13	Straylight	50.000	100	4Gam Crv	2.5800	13100.	100	26334	No
224	GOM_NL__2PRFIN20070314_191240_000000482056_00228_26334_0602.N1	14-MAR-2007 19:12:40	Bright	48.000	62	94Bet Leo	2.1360	9700.0	96	26334	No
225	GOM_NL__2PRFIN20070314_192050_000000382056_00228_26334_0603.N1	14-MAR-2007 19:20:50	Bright	37.500	174	52Psi UMa	3.0040	4400.0	75	26334	No
226	GOM_NL__2PRFIN20070314_192358_000000382056_00228_26334_0604.N1	14-MAR-2007 19:23:58	Bright	38.000	82	48Bet UMa	2.3650	10600.	76	26334	No
227	GOM_NL__2PRFIN20070314_192527_000000392056_00228_26334_0605.N1	14-MAR-2007 19:25:27	Bright	38.500	36	50Alp UMa	1.8000	6300.0	77	26334	No
228	GOM_NL__2PRFIN20070314_192714_000000462056_00228_26334_0606.N1	14-MAR-2007 19:27:14	Bright	45.500	32	77Eps UMa	1.7630	11000.	91	26334	No
229	GOM_NL__2PRFIN20070314_193234_000000422056_00228_26334_0607.N1	14-MAR-2007 19:32:34	Bright	41.500	60	7Bet UMi	2.0810	3950.0	83	26334	No
230	GOM_NL__2PRFIN20070314_193645_000000472056_00228_26334_0608.N1	14-MAR-2007 19:36:45	Bright	46.500	119	14Eta Dra	2.7270	4700.0	93	26334	No
231	GOM_NL__2PRFIN20070314_194235_000000322056_00228_26334_0609.N1	14-MAR-2007 19:42:35	Tw_i_and_stray	32.000	69	33Gam Dra	2.2310	3800.0	64	26334	No
232	GOM_NL__2PRFIN20070314_194547_000000392056_00228_26334_0610.N1	14-MAR-2007 19:45:47	Bright	39.000	144	18Del Cyg	2.8600	11000.	78	26334	No
233	GOM_NL__2PRFIN20070314_194711_000000372056_00228_26334_0611.N1	14-MAR-2007 19:47:11	Bright	36.500	66	37Gam Cyg	2.2080	5900.0	73	26334	No
234	GOM_NL__2PRFIN20070314_195706_000000492056_00228_26334_0612.N1	14-MAR-2007 19:57:06	Tw_i_and_stray	48.500	11	53Alp Aql	0.76500	8000.0	97	26334	No
235	GOM_NL__2PRFIN20070314_200708_000000462056_00228_26334_0613.N1	14-MAR-2007 20:07:08	Dark	45.500	155	41Pi Sgr	2.9000	6600.0	91	26334	No
236	GOM_NL__2PRFIN20070314_200908_000000452056_00228_26334_0614.N1	14-MAR-2007 20:09:08	Dark	44.500	57	34Sig Sgr	2.0660	26000.	89	26334	No
237	GOM_NL__2PRFIN20070314_201234_000000462056_00228_26334_0615.N1	14-MAR-2007 20:12:34	Dark	46.000	38	20Eps Sgr	1.8360	11000.	92	26334	No
238	GOM_NL__2PRFIN20070314_220526_000000522056_00230_26336_0630.N1	14-MAR-2007 22:05:26	Dark	52.000	131	Gam Lup	2.8000	26000.	104	26336	No
239	GOM_NL__2PRFIN20070314_220736_000000452056_00230_26336_0631.N1	14-MAR-2007 22:07:36	Dark	45.000	78	Alp Lup	2.3040	28000.	90	26336	No
240	GOM_NL__2PRFIN20070314_220947_000000452056_00230_26336_0632.N1	14-MAR-2007 22:09:47	Dark	44.500	95	Zet Cen	2.5450	26000.	89	26336	No
241	GOM_NL__2PRFIN20070314_221158_000000402056_00230_26336_0633.N1	14-MAR-2007 22:11:58	Straylight	40.000	64	Gam Cen	2.2000	10600.	80	26336	No
242	GOM_NL__2PRFIN20070314_221406_000000502056_00230_26336_0634.N1	14-MAR-2007 22:14:06	Straylight	49.500	123	lot Cen	2.7500	10200.	99	26336	No
243	GOM_NL__2PRFIN20070314_222002_000000572056_00230_26336_0635.N1	14-MAR-2007 22:20:02	Straylight	57.000	106	9Bet Crv	2.6480	5600.0	114	26336	No
244	GOM_NL__2PRFIN20070314_222225_000000522056_00230_26336_0636.N1	14-MAR-2007 22:22:25	Straylight	51.500	100	4Gam Crv	2.5800	13100.	103	26336	No
245	GOM_NL__2PRFIN20070314_223351_000000482056_00230_26336_0637.N1	14-MAR-2007 22:33:51	Bright	48.000	62	94Bet Leo	2.1360	9700.0	96	26336	No
246	GOM_NL__2PRFIN20070314_224201_000000402056_00230_26336_0638.N1	14-MAR-2007 22:42:01	Bright	40.000	174	52Psi UMa	3.0040	4400.0	80	26336	No
247	GOM_NL__2PRFIN20070314_224510_000000382056_00230_26336_0639.N1	14-MAR-2007 22:45:10	Bright	37.500	82	48Bet UMa	2.3650	10600.	75	26336	No
248	GOM_NL__2PRFIN20070314_224639_000000382056_00230_26336_0640.N1	14-MAR-2007 22:46:39	Bright	37.500	36	50Alp UMa	1.8000	6300.0	75	26336	No
249	GOM_NL__2PRFIN20070314_224825_000000452056_00230_26336_0641.N1	14-MAR-2007 22:48:25	Bright	45.000	32	77Eps UMa	1.7630	11000.	90	26336	No
250	GOM_NL__2PRFIN20070314_225345_000000402056_00230_26336_0642.N1	14-MAR-2007 22:53:45	Bright	40.000	60	7Bet UMi	2.0810	3950.0	80	26336	No
251	GOM_NL__2PRFIN20070314_225755_000000472056_00230_26336_0643.N1	14-MAR-2007 22:57:55	Bright	46.500	119	14Eta Dra	2.7270	4700.0	93	26336	No
252	GOM_NL__2PRFIN20070314_230346_000000282056_00230_26336_0644.N1	14-MAR-2007 23:03:46	Tw_i_and_stray	28.000	69	33Gam Dra	2.2310	3800.0	56	26336	No
253	GOM_NL__2PRFIN20070314_230658_000000392056_00230_26336_0645.N1	14-MAR-2007 23:06:58	Bright	38.500	144	18Del Cyg	2.8600	11000.	77	26336	No
254	GOM_NL__2PRFIN20070314_230823_000000392056_00230_26336_0646.N1	14-MAR-2007 23:08:23	Bright	38.500	66	37Gam Cyg	2.2080	5900.0	77	26336	No
255	GOM_NL__2PRFIN20070314_231819_000000522056_00230_26336_0647.N1	14-MAR-2007 23:18:19	Tw_i_and_stray	51.500	11	53Alp Aql	0.76500	8000.0	103	26336	No
256	GOM_NL__2PRFIN20070314_232821_000000432056_00230_26336_0648.N1	14-MAR-2007 23:28:21	Dark	42.500	155	41Pi Sgr	2.9000	6600.0	85	26336	No
257	GOM_NL__2PRFIN20070314_233022_000000462056_00230_26336_0649.N1	14-MAR-2007 23:30:22	Dark	45.500	57	34Sig Sgr	2.0660	26000.	91	26336	No
258	GOM_NL__2PRFIN20070314_233348_000000512056_00230_26336_0650.N1	14-MAR-2007 23:33:48	Dark	51.000	38	20Eps Sgr	1.8360	11000.	102	26336	No
259	GOM_NL__2PRFIN20070314_234603_000000532056_00231_26337_0646.N1	14-MAR-2007 23:46:03	Dark	52.500	131	Gam Lup	2.8000	26000.	105	26337	No
260	GOM_NL__2PRFIN20070314_234813_000000472056_00231_26337_0647.N1	14-MAR-2007 23:48:13	Dark	47.000	78	Alp Lup	2.3040	28000.	94	26337	No
261	GOM_NL__2PRFIN20070314_235024_000000462056_00231_26337_0648.N1	14-MAR-2007 23:50:24	Dark	45.500	95	Zet Cen	2.5450	26000.	91	26337	No
262	GOM_NL__2PRFIN20070314_235234_000000442056_00231_26337_0649.N1	14-MAR-2007 23:52:34	Straylight	44.000	64	Gam Cen	2.2000	10600.	88	26337	No
263	GOM_NL__2PRFIN20070314_235443_000000512056_00231_26337_0650.N1	14-MAR-2007 23:54:43	Straylight	51.000	123	lot Cen	2.7500	10200.	102	26337	No

3. Quality information per product

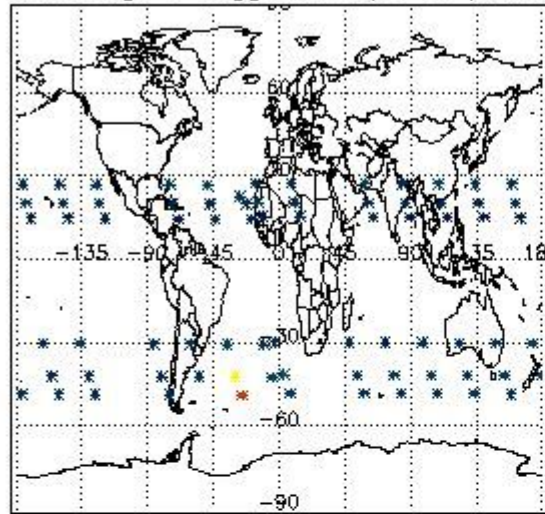
In this section it is plotted some information contained in the Quality Summary data set of the level 2 products. Only products in dark limb conditions and without errors (error flag in the MPH set to "0") are used.

3.1 Plot quality information per product (time dependant)

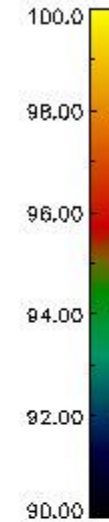
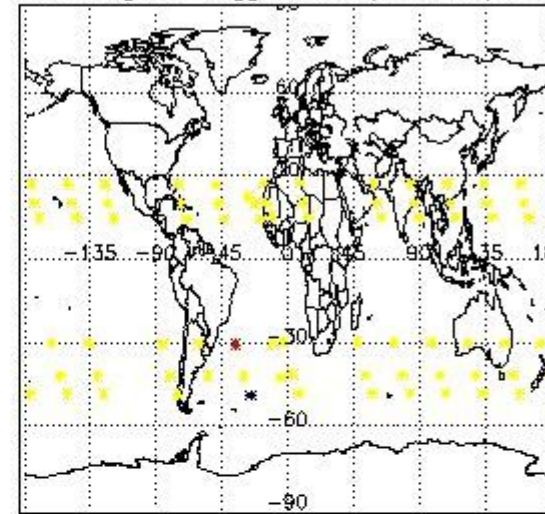


3.2 Plot quality information per product (world map)

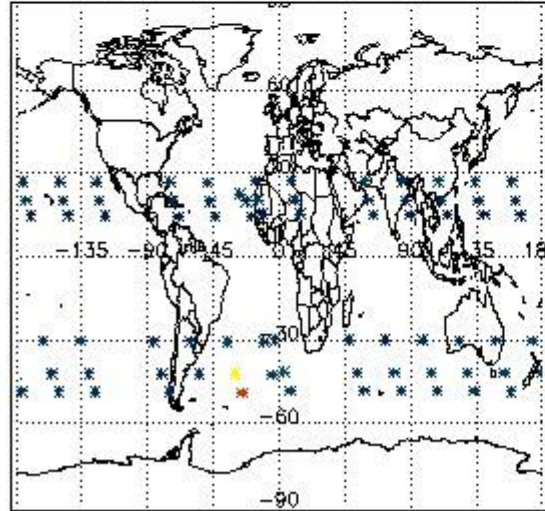
Percentage of flagged data per O3 profile



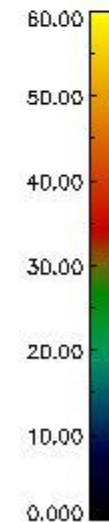
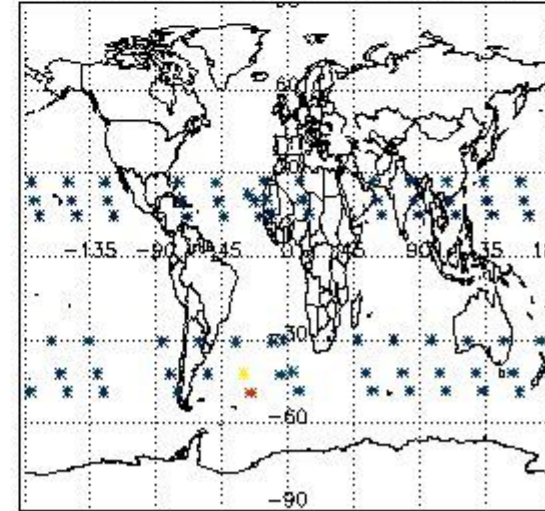
Percentage of flagged data per H2O profile



Percentage of flagged data per NO2 profile



Percentage of flagged data per NO3 profile

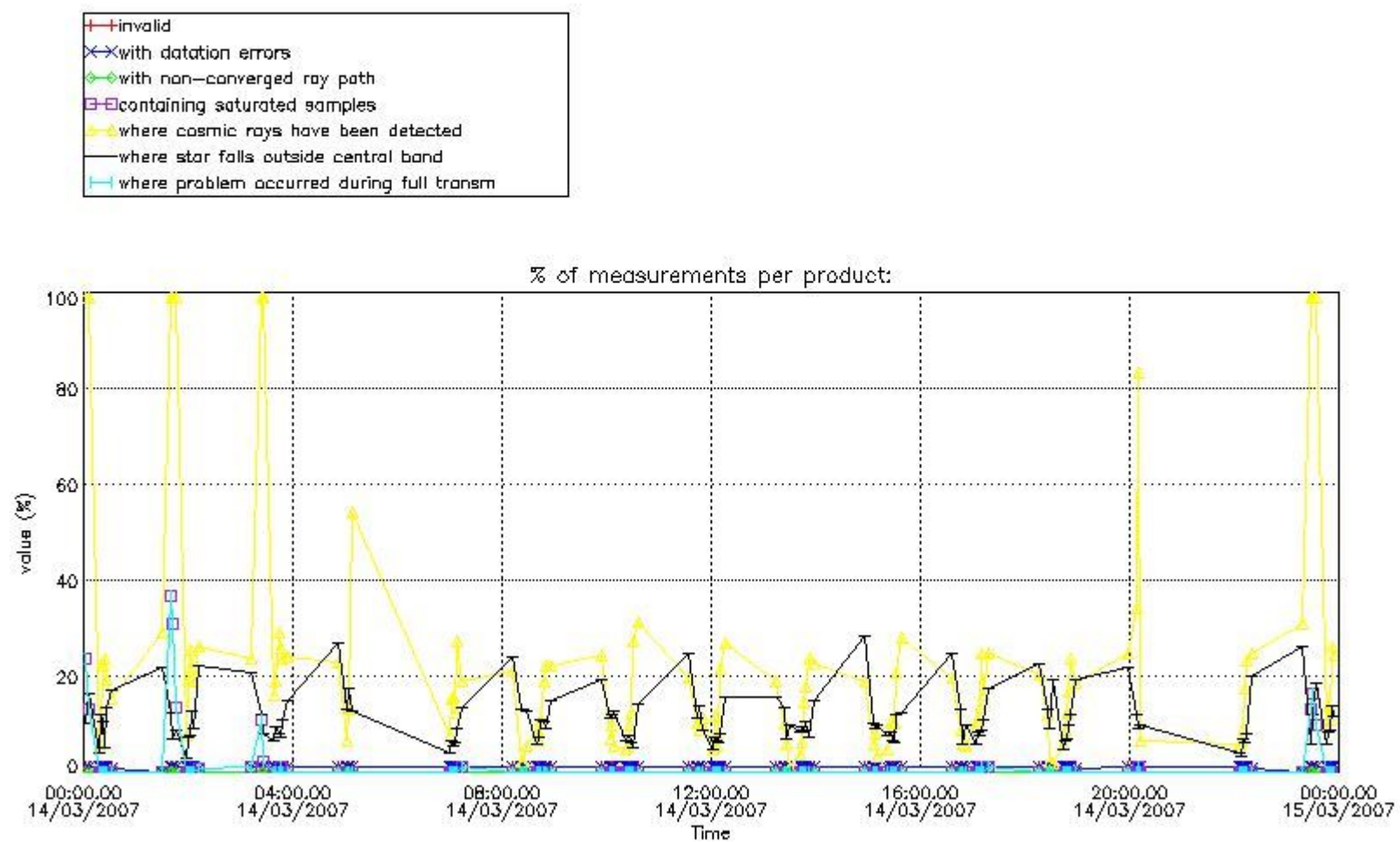


4. Level 1 quality information per product

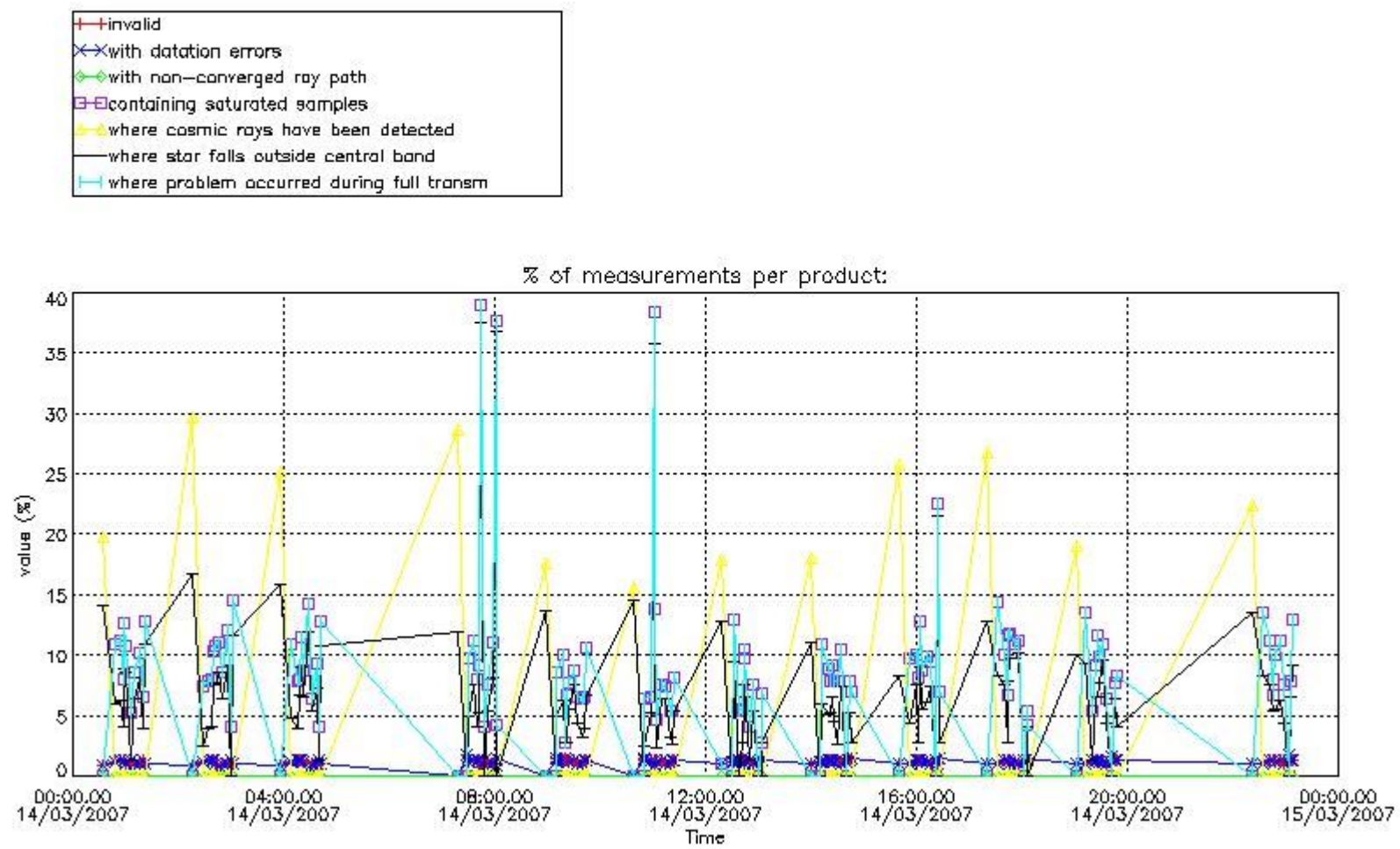
In this section it is plotted some information contained in the Quality Summary data set of the level 2 products that comes from the level 1b processing. Products without errors (error flag in the MPH set to "0") are used.

4.1 Plot quality information per product (time dependant) coming from level 1b processing

4.1.1 Plot level 1 quality information per product (time dependant): ENVISAT ASCENDING passes



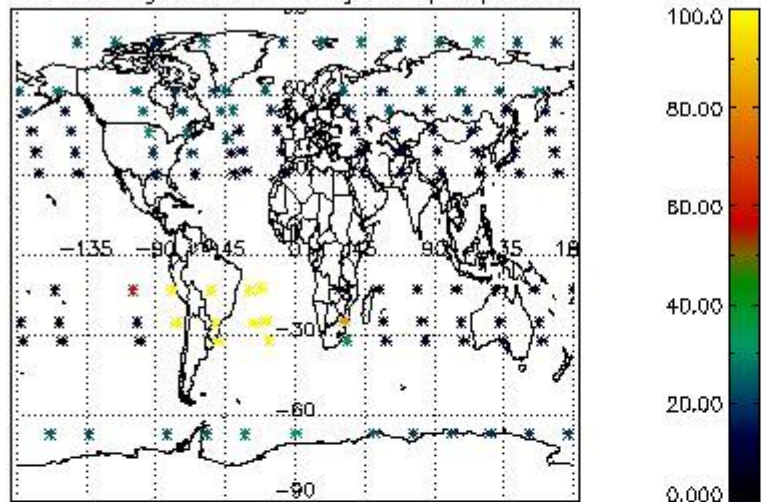
4.1.2 Plot level 1 quality information per product (time dependant): ENVI SAT DESCENDING passes



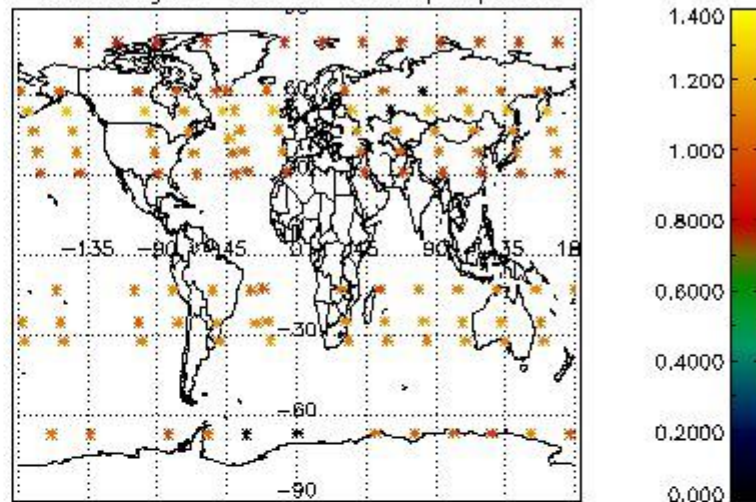
4.2 Plot quality information per product coming from level 1b processing (world map)

4.2.1 Plot level 1 quality information per product (world map): ENVISAT ASCENDING passes

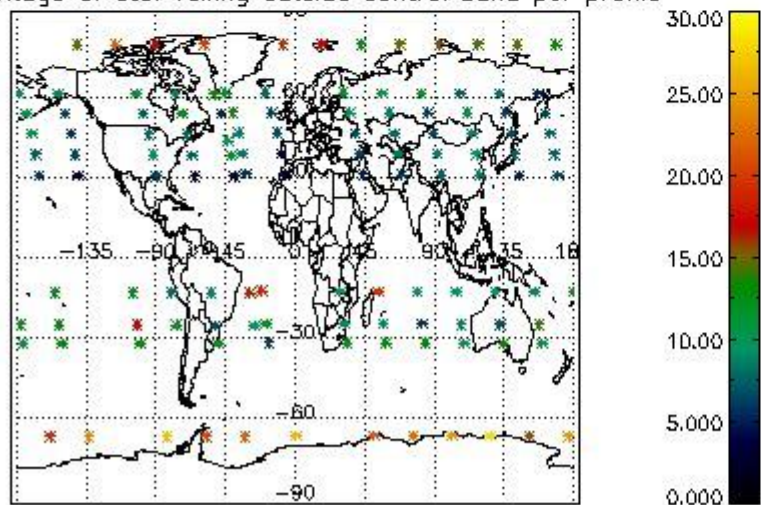
Percentage of cosmic ray hits per profile



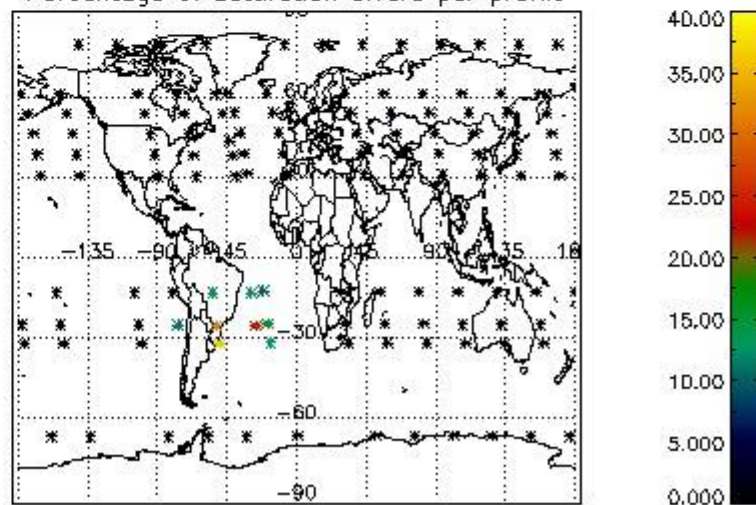
Percentage of datation errors per profile



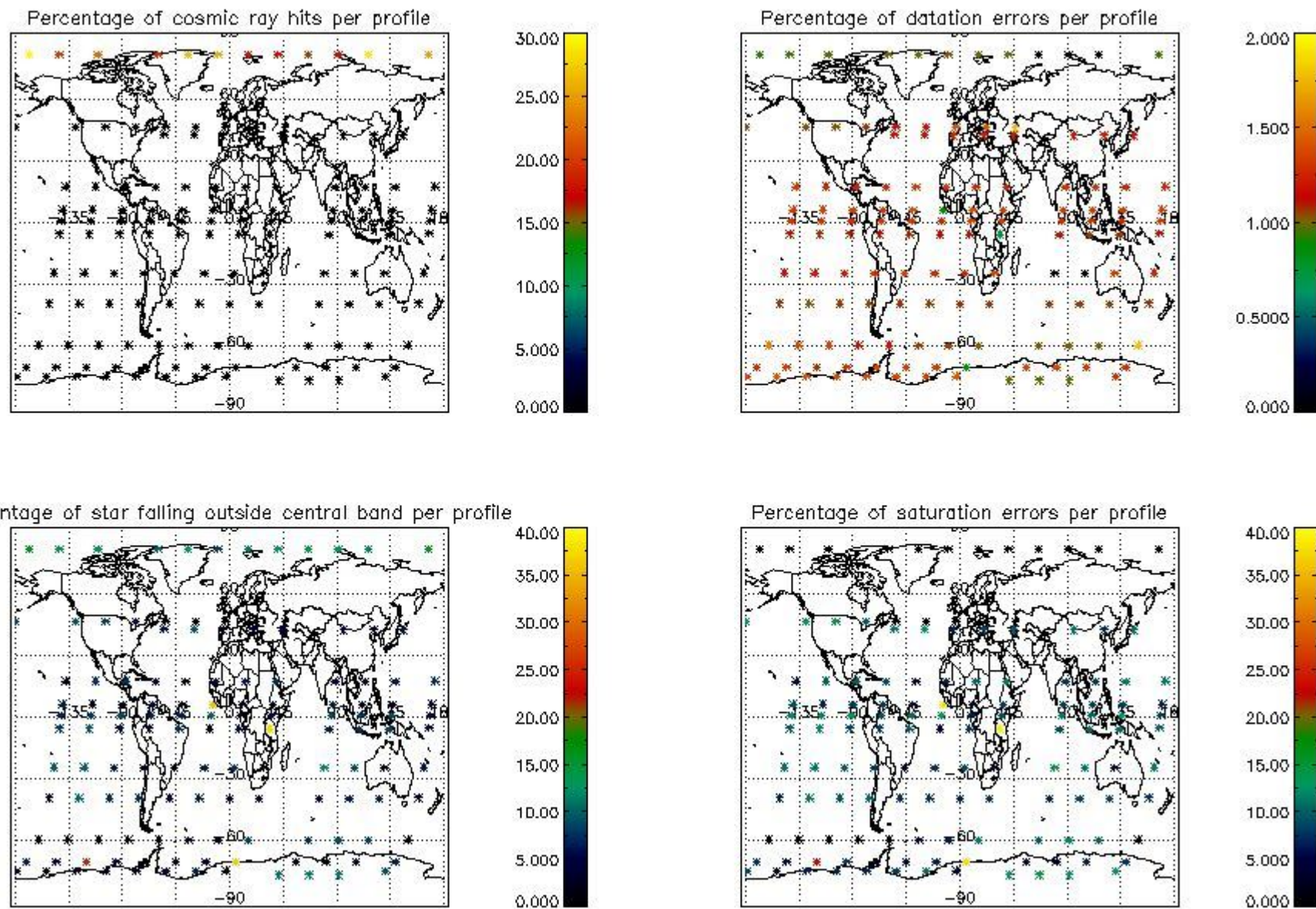
Percentage of star falling outside central band per profile



Percentage of saturation errors per profile



4.2.2 Plot level 1 quality information per product (world map): ENVISAT DESCENDING passes



5. Trace gas profiles

5.1 Ozone statistics based on quality of products

The final quality of the products can be "measured" using the STD (Standard Deviation) attached to every point profile. This information is written to the parameter GOM_NL__2P/NL_LOCAL_SPECIES_DENSITY/o3_std of the level 2 products. The table below shows the statistics for given STD ranges.

The statistics are given with respect to the overall valid production:

- Products without fatal errors: GOM_NL__2P/MPH/PRODUCT_ERR=0
- Valid point profile: GOM_NL__2P/NL_LOCAL_SPECIES_DENSITY/pcd(0)=0

The 'Criteria' is applied to valid points of dark limb products:

- Products in dark limb illumination condition: GOM_NL__2P/NL_SUMMARY_QUALITY/obs_ill_cond=0
- Products without fatal errors: GOM_NL__2P/MPH/PRODUCT_ERR=0
- Valid point profile: GOM_NL__2P/NL_LOCAL_SPECIES_DENSITY/pcd(0)=0

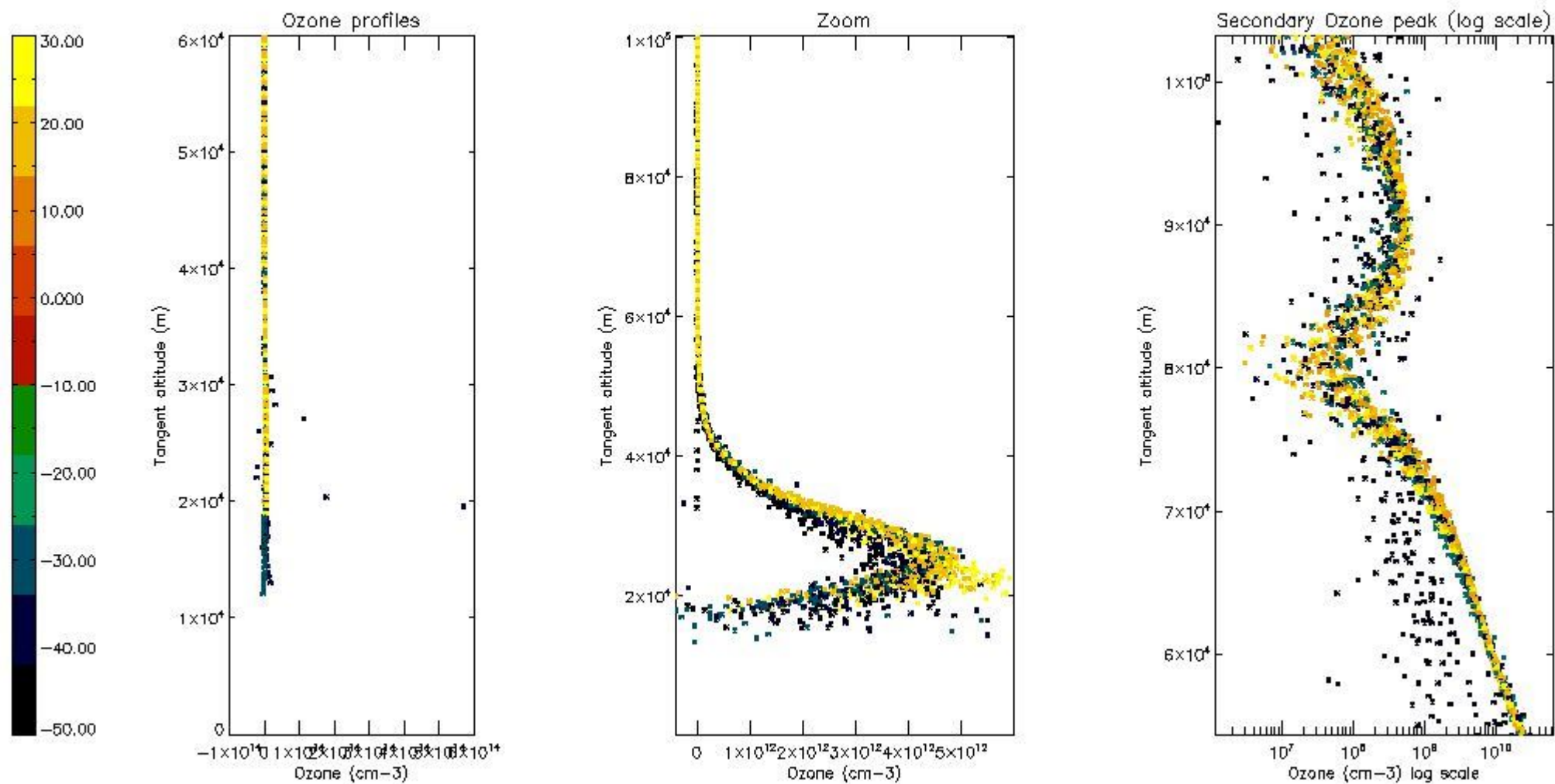
So, the table below shows the percentage of dark limb and valid observations for each criteria with respect to the overall valid daily observations.

Criteria	% of total production
All STD	31
STD < 20	19

STD < 10	16
STD < 5	12

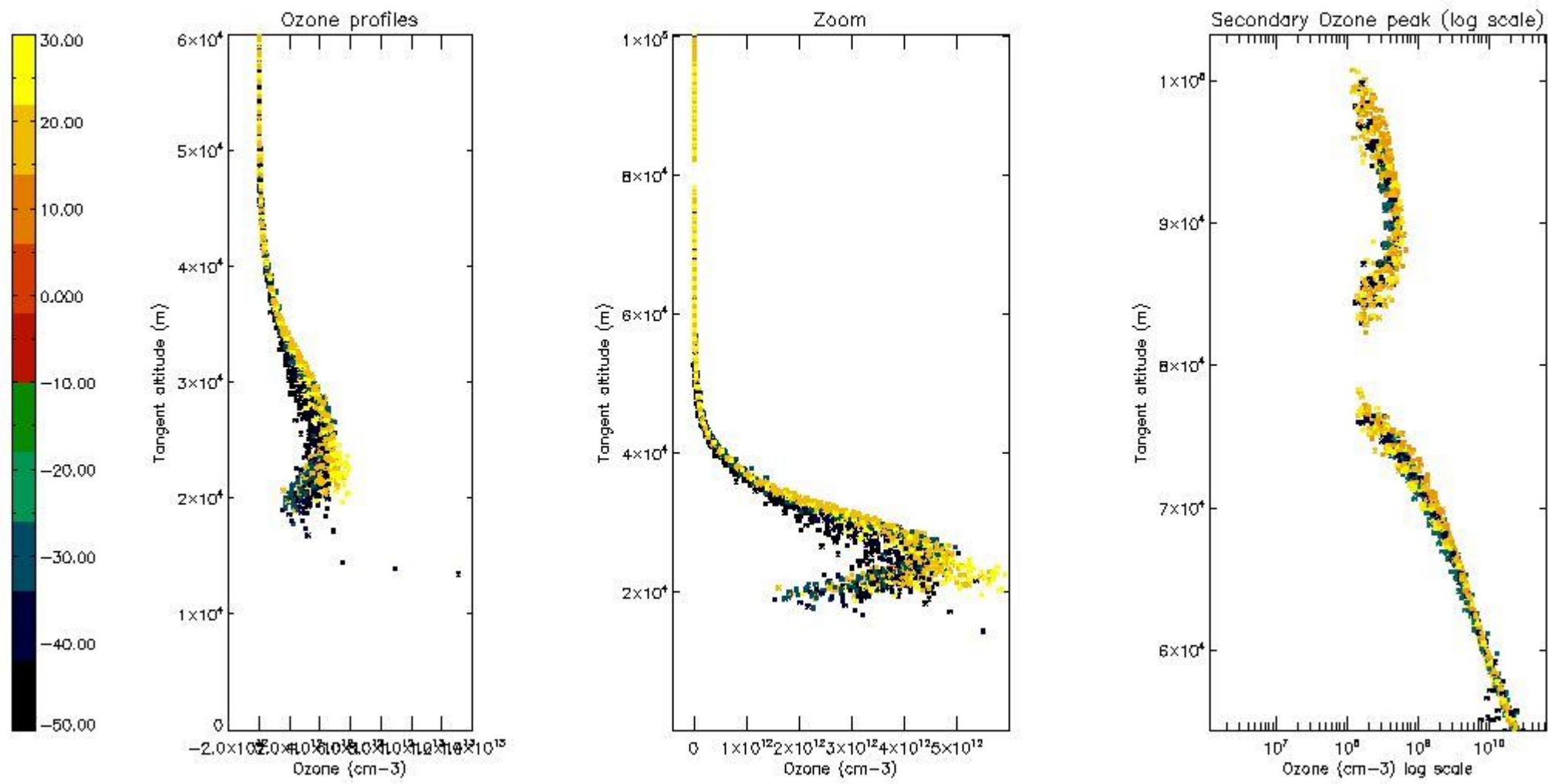
5.2 Plot ozone profiles for all STD (dark without errors)

The colorbar represents the latitude.



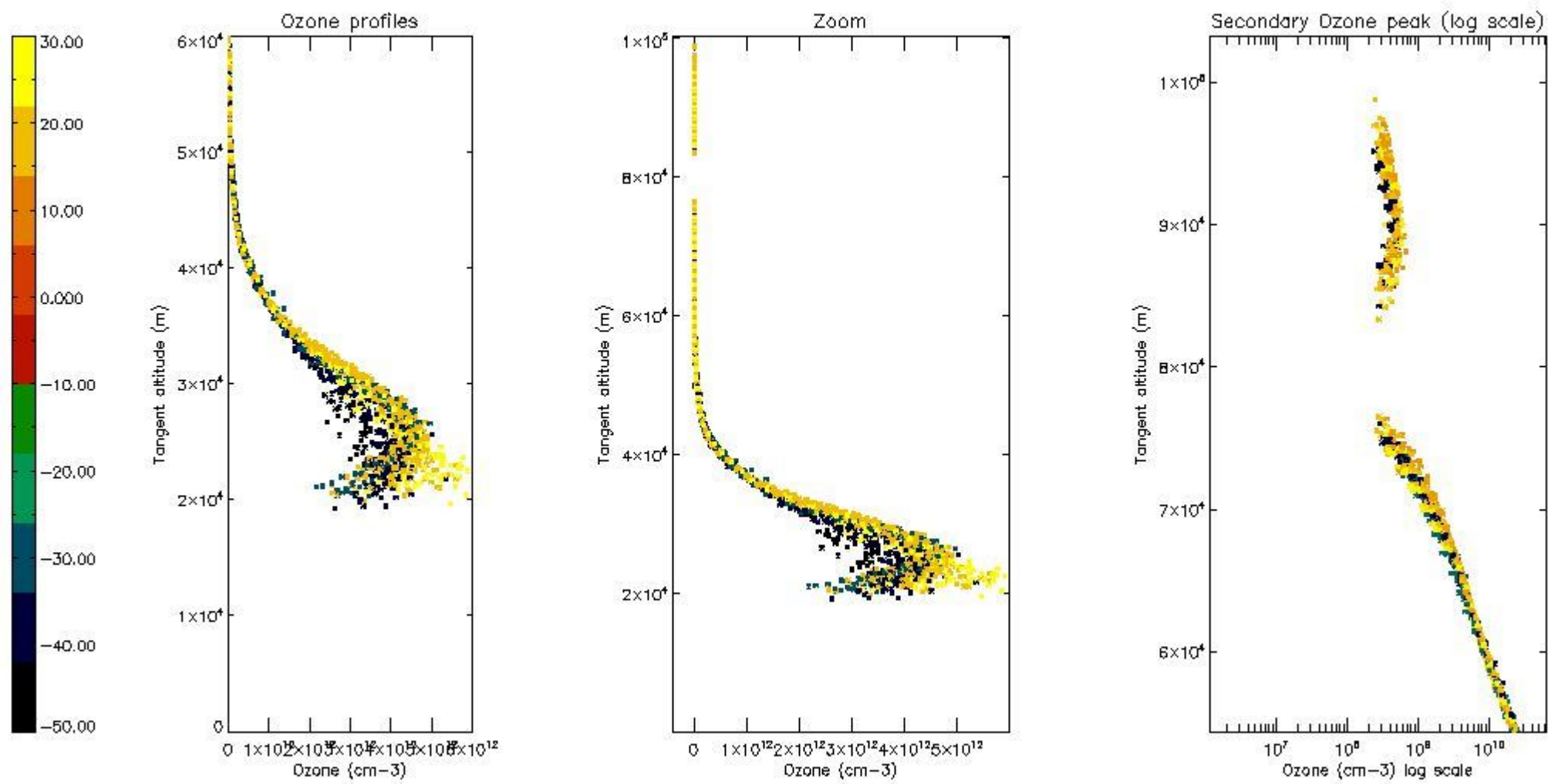
5.3 Plot ozone profiles where STD < 20% (dark without errors)

The colorbar represents the latitude.



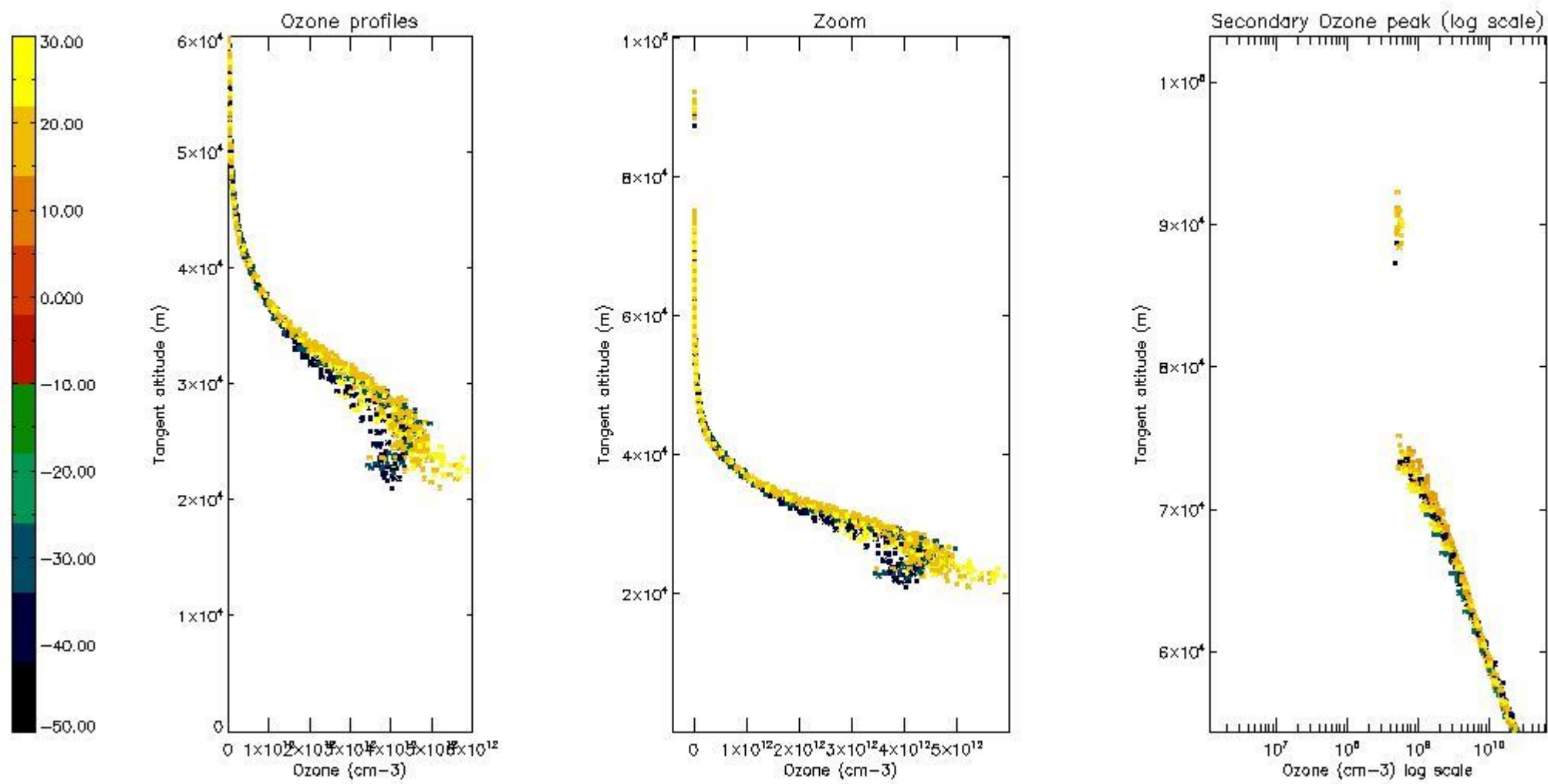
5.4 Plot ozone profiles where STD < 10% (dark without errors)

The colorbar represents the latitude.



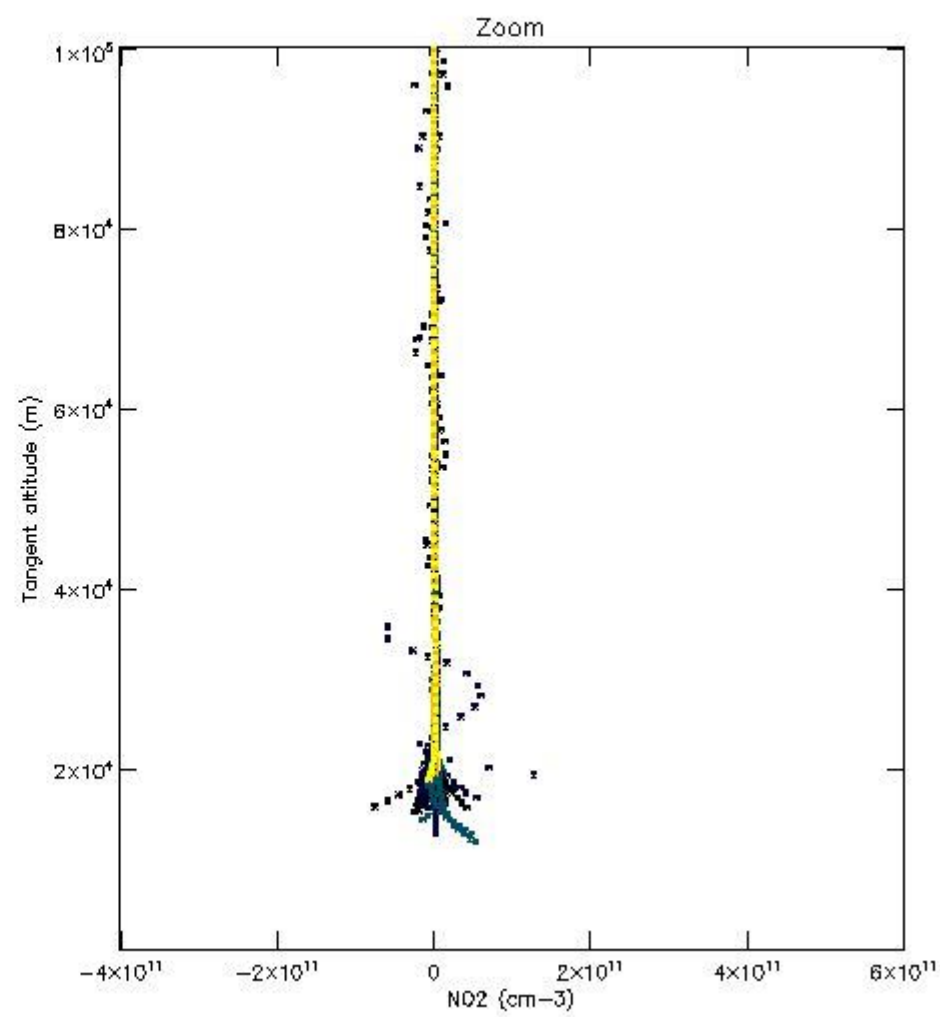
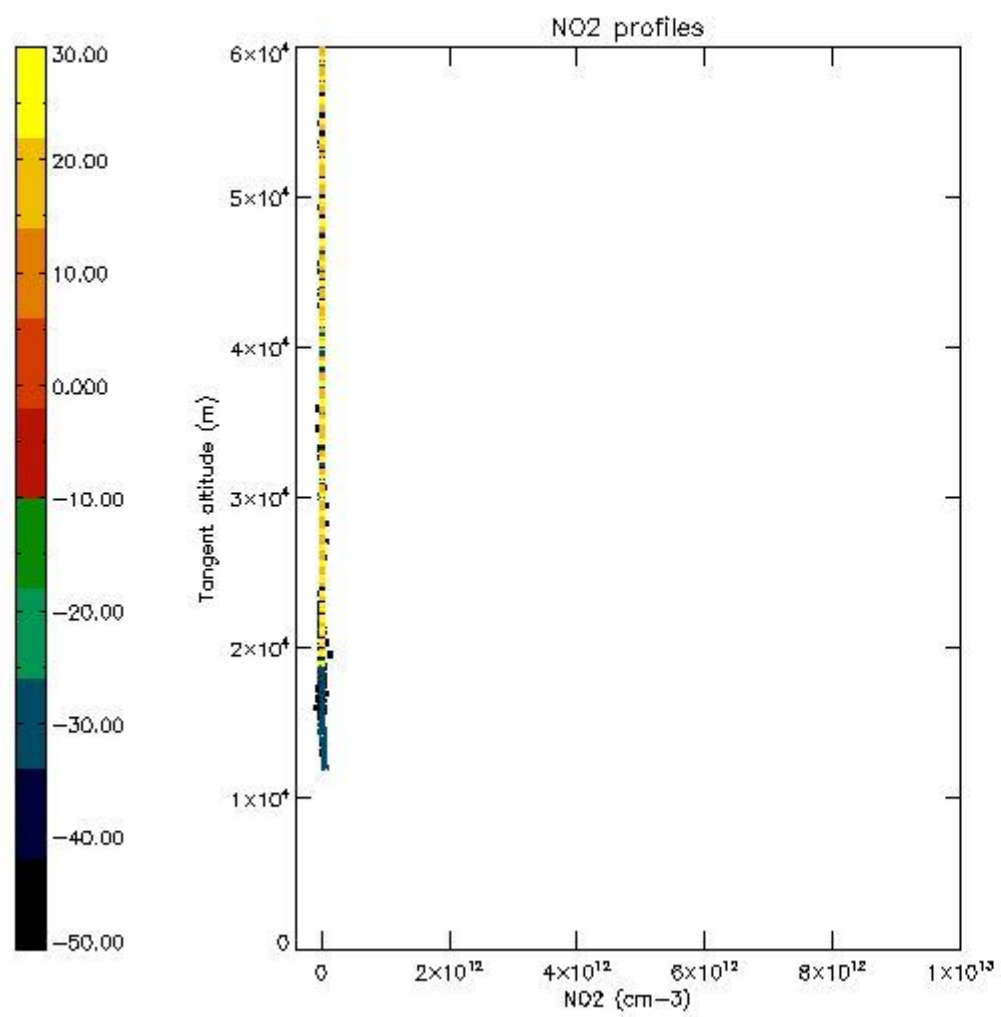
5.5 Plot ozone profiles where STD < 5% (dark without errors)

The colorbar represents the latitude.



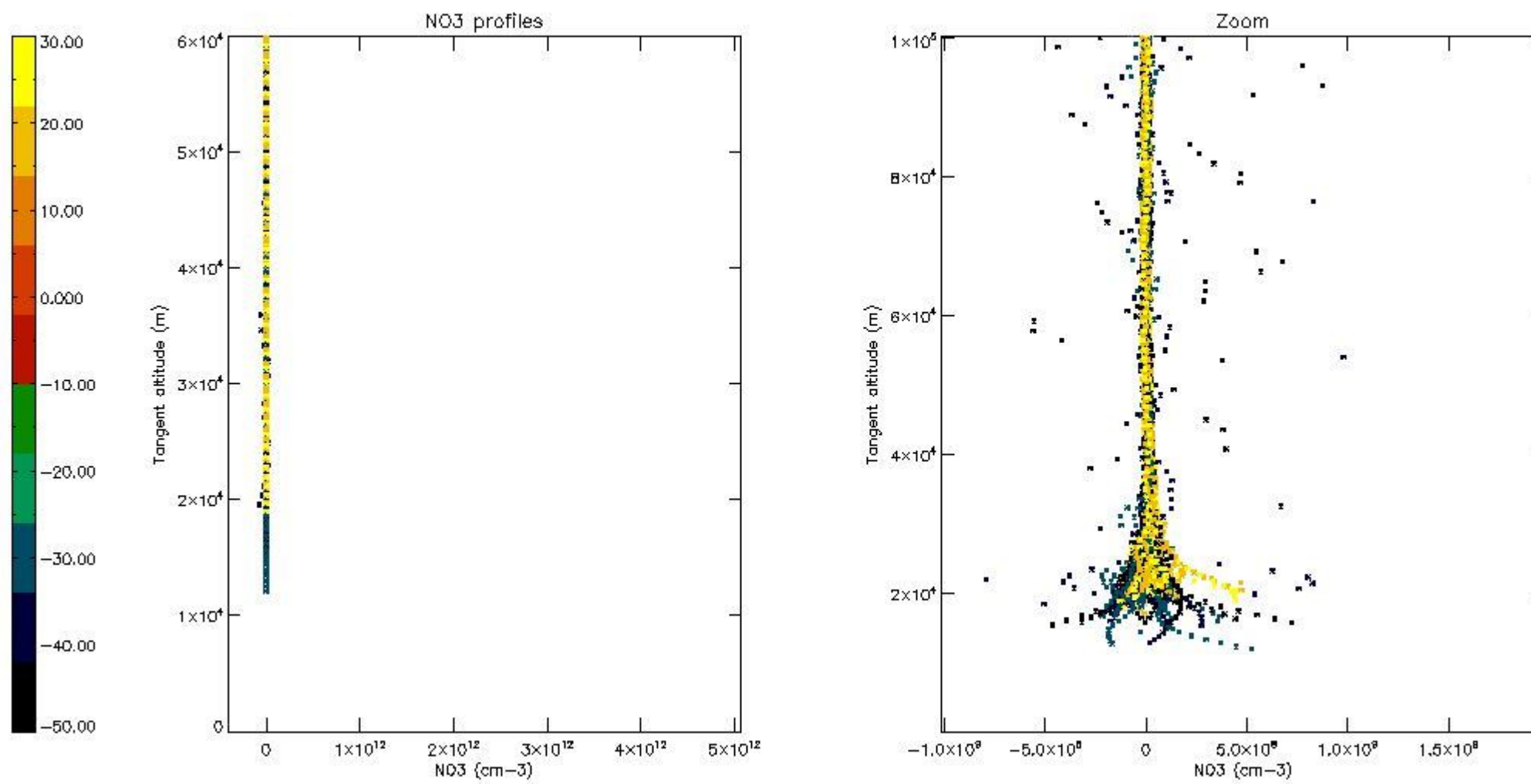
5.6 Plot NO₂ profiles for all STD (dark without errors)

The colorbar represents the latitude.



5.7 Plot NO3 profiles for all STD (dark without errors)

The colorbar represents the latitude.



6. Auxiliary Data Files used for the production reported in section 2

The number reported in the third column indicates since which file (see list in section 2) the corresponding auxiliary file has been used. The fourth column is the date of those product files.

Type	Auxiliary Filename	Used since product	Used since product date
INST_PHYS_CHARACTERISTICS	GOM_INS_AXVIEC20091111_143220_20030716_120000_20500101_000000	1	14-MAR-2007 00:01:48
LEVEL-2_PROC_CONFIG	GOM_PR2_AXVIEC20091111_152718_20020301_000000_20500101_000000	1	14-MAR-2007 00:01:48
CROSS_SECTIONS_FILE	GOM_CRS_AXVIEC20091111_154832_20020301_000000_20500101_000000	1	14-MAR-2007 00:01:48

GOMOS Level 2 Daily Report

SUMMARY

[1. General Info](#)

[2. Summary of processed GOM_NL_2P products](#)

[3. Level 2 Quality information per product](#)

[3.1 Plot of level 2 quality information per product \(time dependant\)](#)

[3.2 Plot of level 2 quality information per product \(world map\)](#)

[4. Level 1 Quality information per product \(stored on level 2 products\)](#)

[4.1 Plot of level 1 quality information per product \(time dependant\)](#)

[4.1.1 Plot of level 1 quality information per product \(time dependant\): ASCENDING](#)

[4.1.2 Plot of level 1 quality information per product \(time dependant\): DESCENDING](#)

[4.2 Plot of level 1 quality information per product \(world map\)](#)

[4.2.1 Plot of level 1 quality information per product \(world map\): ASCENDING](#)

[4.2.2 Plot of level 1 quality information per product \(world map\): DESCENDING](#)

[5. Ozone profiles based on quality statistics and other trace gas profiles](#)

[5.1 Ozone statistics based on quality of products](#)

[5.2 Plot ozone profiles for all STD \(dark without errors\)](#)

[5.3 Plot ozone profiles where STD < 20% \(dark without errors\)](#)

[5.4. Plot ozone profiles where STD < 10% \(dark without errors\)](#)

[5.5. Plot ozone profiles where STD < 5% \(dark without errors\)](#)

[5.6 Plot NO2 profiles for all STD \(dark without errors\)](#)

[5.7 Plot NO3 profiles for all STD \(dark without errors\)](#)

[5.8 Plot H2O profiles \(only for occultations of stars 1,2,3,4,13,14,16,26,63 dark without errors\) for all STD](#)

[6. Auxiliary Data Files used for the production reported in section 2](#)

This report presents the daily analysis on parameters extracted from GOMOS level 2 data (GOM_NL__2P). It is intended to monitor some important parameters that will impact the quality of these products. A list of level 2 products (and content) that have arrived during the reporting day to the PCF is also given.

Item	Value
Time of report generation	22APR2013 17:23:01
Data source version	GOMOS/6.01
Start time of products	14-03-2007 (14MAR2007 00:00:00)
Stop time of products	15-03-2007 (15MAR2007 00:00:00)
Store outputs in DB	Yes
Nb of level 2 prods	263
Nb of prods with errors	0

2. Summary of processed GOM_NL__2P products.

Nr	Filename	UTC Start time	Limb	Duration	Star Id	Star Name	Star Mag	Star Temp	Nb Meas	Orbit	Prod. error
1	GOM_NL__2PRFIN20070314_000148_000000452056_00216_26322_0337.N1	14-MAR-2007 00:01:48	Dark	44.500	57	34Sig Sgr	2.0660	26000.	89	26322	No
2	GOM_NL__2PRFIN20070314_000512_000000492056_00216_26322_0338.N1	14-MAR-2007 00:05:12	Dark	49.000	38	20Eps Sgr	1.8360	11000.	98	26322	No
3	GOM_NL__2PRFIN20070314_001723_000000512056_00217_26323_0338.N1	14-MAR-2007 00:17:23	Dark	51.000	131	Gam Lup	2.8000	26000.	102	26323	No
4	GOM_NL__2PRFIN20070314_001938_000000502056_00217_26323_0339.N1	14-MAR-2007 00:19:38	Dark	49.500	78	Alp Lup	2.3040	28000.	99	26323	No
5	GOM_NL__2PRFIN20070314_002109_000000432056_00217_26323_0340.N1	14-MAR-2007 00:21:09	Dark	43.000	77	Eps Cen	2.3030	28000.	86	26323	No
6	GOM_NL__2PRFIN20070314_002405_000000402056_00217_26323_0341.N1	14-MAR-2007 00:24:05	Straylight	40.000	64	Gam Cen	2.2000	10600.	80	26323	No
7	GOM_NL__2PRFIN20070314_002611_000000522056_00217_26323_0342.N1	14-MAR-2007 00:26:11	Straylight	52.000	123	Iot Cen	2.7500	10200.	104	26323	No
8	GOM_NL__2PRFIN20070314_003212_000000562056_00217_26323_0343.N1	14-MAR-2007 00:32:12	Straylight	55.500	106	9Bet Crv	2.6480	5600.0	111	26323	No
9	GOM_NL__2PRFIN20070314_003436_000000532056_00217_26323_0344.N1	14-MAR-2007 00:34:36	Straylight	53.000	100	4Gam Crv	2.5800	13100.	106	26323	No
10	GOM_NL__2PRFIN20070314_004714_000000422056_00217_26323_0345.N1	14-MAR-2007 00:47:14	Bright	41.500	96	68Del Leo	2.5600	9300.0	83	26323	No
11	GOM_NL__2PRFIN20070314_005418_000000402056_00217_26323_0346.N1	14-MAR-2007 00:54:18	Bright	40.000	174	52Psi UMa	3.0040	4400.0	80	26323	No
12	GOM_NL__2PRFIN20070314_005726_000000382056_00217_26323_0347.N1	14-MAR-2007 00:57:26	Bright	37.500	82	48Bet UMa	2.3650	10600.	75	26323	No
13	GOM_NL__2PRFIN20070314_005855_000000402056_00217_26323_0348.N1	14-MAR-2007 00:58:55	Bright	39.500	36	50Alp UMa	1.8000	6300.0	79	26323	No
14	GOM_NL__2PRFIN20070314_010047_000000472056_00217_26323_0349.N1	14-MAR-2007 01:00:47	Bright	46.500	32	77Eps UMa	1.7630	11000.	93	26323	No
15	GOM_NL__2PRFIN20070314_010603_000000382056_00217_26323_0350.N1	14-MAR-2007 01:06:03	Bright	38.000	60	7Bet UMi	2.0810	3950.0	76	26323	No
16	GOM_NL__2PRFIN20070314_011016_000000472056_00217_26323_0351.N1	14-MAR-2007 01:10:16	Bright	47.000	119	14Eta Dra	2.7270	4700.0	94	26323	No
17	GOM_NL__2PRFIN20070314_011603_000000492056_00217_26323_0352.N1	14-MAR-2007 01:16:03	Bright	49.000	69	33Gam Dra	2.2310	3800.0	98	26323	No
18	GOM_NL__2PRFIN20070314_011912_000000382056_00217_26323_0353.N1	14-MAR-2007 01:19:12	Bright	38.000	144	18Del Cyg	2.8600	11000.	76	26323	No
19	GOM_NL__2PRFIN20070314_012117_000000512056_00217_26323_0354.N1	14-MAR-2007 01:21:17	Bright	50.500	5	3Alp Lyr	0.033000	11000.	101	26323	No
20	GOM_NL__2PRFIN20070314_013026_000000482056_00217_26323_0355.N1	14-MAR-2007 01:30:26	Twilight_stray	48.000	11	53Alp Aql	0.76500	8000.0	96	26323	No
21	GOM_NL__2PRFIN20070314_014024_000000452056_00217_26323_0356.N1	14-MAR-2007 01:40:24	Dark	45.000	155	41Pi Sgr	2.9000	6600.0	90	26323	No
22	GOM_NL__2PRFIN20070314_014224_000000442056_00217_26323_0357.N1	14-MAR-2007 01:42:24	Dark	43.500	57	34Sig Sgr	2.0660	26000.	87	26323	No
23	GOM_NL__2PRFIN20070314_014549_000000452056_00217_26323_0358.N1	14-MAR-2007 01:45:49	Dark	45.000	38	20Eps Sgr	1.8360	11000.	90	26323	No
24	GOM_NL__2PRFIN20070314_015801_000000522056_00218_26324_0352.N1	14-MAR-2007 01:58:01	Dark	51.500	131	Gam Lup	2.8000	26000.	103	26324	No
25	GOM_NL__2PRFIN20070314_020015_000000472056_00218_26324_0353.N1	14-MAR-2007 02:00:15	Dark	47.000	78	Alp Lup	2.3040	28000.	94	26324	No
26	GOM_NL__2PRFIN20070314_020227_000000462056_00218_26324_0354.N1	14-MAR-2007 02:02:27	Dark	45.500	95	Zet Cen	2.5450	26000.	91	26324	No
27	GOM_NL__2PRFIN20070314_020441_000000442056_00218_26324_0355.N1	14-MAR-2007 02:04:41	Straylight	43.500	64	Gam Cen	2.2000	10600.	87	26324	No
28	GOM_NL__2PRFIN20070314_020648_000000502056_00218_26324_0356.N1	14-MAR-2007 02:06:48	Straylight	50.000	123	Iot Cen	2.7500	10200.	100	26324	No
29	GOM_NL__2PRFIN20070314_021248_000000592056_00218_26324_0357.N1	14-MAR-2007 02:12:48	Straylight	59.000	106	9Bet Crv	2.6480	5600.0	118	26324	No
30	GOM_NL__2PRFIN20070314_021513_000000542056_00218_26324_0358.N1	14-MAR-2007 02:15:13	Straylight	54.000	100	4Gam Crv	2.5800	13100.	108	26324	No
31	GOM_NL__2PRFIN20070314_022749_000000412056_00218_26324_0359.N1	14-MAR-2007 02:27:49	Bright	40.500	96	68Del Leo	2.5600	9300.0	81	26324	No
32	GOM_NL__2PRFIN20070314_023454_000000392056_00218_26324_0360.N1	14-MAR-2007 02:34:54	Bright	38.500	174	52Psi UMa	3.0040	4400.0	77	26324	No
33	GOM_NL__2PRFIN20070314_023802_000000382056_00218_26324_0361.N1	14-MAR-2007 02:38:02	Bright	37.500	82	48Bet UMa	2.3650	10600.	75	26324	No
34	GOM_NL__2PRFIN20070314_023930_000000392056_00218_26324_0362.N1	14-MAR-2007 02:39:30	Bright	39.000	36	50Alp UMa	1.8000	6300.0	78	26324	No
35	GOM_NL__2PRFIN20070314_024122_000000472056_00218_26324_0363.N1	14-MAR-2007 02:41:22	Bright	46.500	32	77Eps UMa	1.7630	11000.	93	26324	No
36	GOM_NL__2PRFIN20070314_024638_000000412056_00218_26324_0364.N1	14-MAR-2007 02:46:38	Bright	40.500	60	7Bet UMi	2.0810	3950.0	81	26324	No
37	GOM_NL__2PRFIN20070314_025051_000000472056_00218_26324_0365.N1	14-MAR-2007 02:50:51	Bright	47.000	119	14Eta Dra	2.7270	4700.0	94	26324	No
38	GOM_NL__2PRFIN20070314_025639_000000502056_00218_26324_0366.N1	14-MAR-2007 02:56:39	Bright	49.500	69	33Gam Dra	2.2310	3800.0	99	26324	No
39	GOM_NL__2PRFIN20070314_025947_000000372056_00218_26324_0367.N1	14-MAR-2007 02:59:47	Bright	36.500	144	18Del Cyg	2.8600	11000.	73	26324	No
40	GOM_NL__2PRFIN20070314_030153_000000522056_00218_26324_0368.N1	14-MAR-2007 03:01:53	Bright	51.500	5	3Alp Lyr	0.033000	11000.	103	26324	No
41	GOM_NL__2PRFIN20070314_031103_000000492056_00218_26324_0369.N1	14-MAR-2007 03:11:03	Twilight_stray	48.500	11	53Alp Aql	0.76500	8000.0	97	26324	No
42	GOM_NL__2PRFIN20070314_032301_000000462056_00218_26324_0370.N1	14-MAR-2007 03:23:01	Dark	45.500	57	34Sig Sgr	2.0660	26000.	91	26324	No

43	GOM_NL__2PRFIN20070314_032626_000000452056_00218_26324_0371.N1	14-MAR-2007 03:26:26	Dark	44.500	38	20Eps Sgr	1.8360	11000.	89	26324	No
44	GOM_NL__2PRFIN20070314_033838_000000532056_00219_26325_0356.N1	14-MAR-2007 03:38:38	Dark	53.000	131	Gam Lup	2.8000	26000.	106	26325	No
45	GOM_NL__2PRFIN20070314_034052_000000482056_00219_26325_0357.N1	14-MAR-2007 03:40:52	Dark	48.000	78	Alp Lup	2.3040	28000.	96	26325	No
46	GOM_NL__2PRFIN20070314_034304_000000452056_00219_26325_0358.N1	14-MAR-2007 03:43:04	Dark	44.500	95	Zet Cen	2.5450	26000.	89	26325	No
47	GOM_NL__2PRFIN20070314_034518_000000412056_00219_26325_0359.N1	14-MAR-2007 03:45:18	Straylight	40.500	64	Gam Cen	2.2000	10600.	81	26325	No
48	GOM_NL__2PRFIN20070314_034724_000000512056_00219_26325_0360.N1	14-MAR-2007 03:47:24	Straylight	50.500	123	lot Cen	2.7500	10200.	101	26325	No
49	GOM_NL__2PRFIN20070314_035324_000000542056_00219_26325_0361.N1	14-MAR-2007 03:53:24	Straylight	54.000	106	9Bet Crv	2.6480	5600.0	108	26325	No
50	GOM_NL__2PRFIN20070314_035549_000000542056_00219_26325_0362.N1	14-MAR-2007 03:55:49	Straylight	53.500	100	4Gam Crv	2.5800	13100.	107	26325	No
51	GOM_NL__2PRFIN20070314_040825_000000422056_00219_26325_0363.N1	14-MAR-2007 04:08:25	Bright	41.500	96	68Del Leo	2.5600	9300.0	83	26325	No
52	GOM_NL__2PRFIN20070314_041530_000000392056_00219_26325_0364.N1	14-MAR-2007 04:15:30	Bright	38.500	174	52Psi UMa	3.0040	4400.0	77	26325	No
53	GOM_NL__2PRFIN20070314_041838_000000382056_00219_26325_0365.N1	14-MAR-2007 04:18:38	Bright	37.500	82	48Bet UMa	2.3650	10600.	75	26325	No
54	GOM_NL__2PRFIN20070314_042006_000000392056_00219_26325_0366.N1	14-MAR-2007 04:20:06	Bright	39.000	36	50Alp UMa	1.8000	6300.0	78	26325	No
55	GOM_NL__2PRFIN20070314_042157_000000462056_00219_26325_0367.N1	14-MAR-2007 04:21:57	Bright	45.500	32	77Eps UMa	1.7630	11000.	91	26325	No
56	GOM_NL__2PRFIN20070314_042714_000000422056_00219_26325_0368.N1	14-MAR-2007 04:27:14	Bright	42.000	60	7Bet UMi	2.0810	3950.0	84	26325	No
57	GOM_NL__2PRFIN20070314_043127_000000472056_00219_26325_0369.N1	14-MAR-2007 04:31:27	Bright	46.500	119	14Eta Dra	2.7270	4700.0	93	26325	No
58	GOM_NL__2PRFIN20070314_043714_000000492056_00219_26325_0370.N1	14-MAR-2007 04:37:14	Bright	48.500	69	33Gam Dra	2.2310	3800.0	97	26325	No
59	GOM_NL__2PRFIN20070314_044023_000000372056_00219_26325_0371.N1	14-MAR-2007 04:40:23	Bright	37.000	144	18Del Cyg	2.8600	11000.	74	26325	No
60	GOM_NL__2PRFIN20070314_044229_000000512056_00219_26325_0372.N1	14-MAR-2007 04:42:29	Bright	51.000	5	3Alp Lyr	0.033000	11000.	102	26325	No
61	GOM_NL__2PRFIN20070314_045139_000000522056_00219_26325_0373.N1	14-MAR-2007 04:51:39	Tw_i_and_stray	52.000	11	53Alp Aql	0.76500	8000.0	104	26325	No
62	GOM_NL__2PRFIN20070314_050138_000000462056_00219_26325_0374.N1	14-MAR-2007 05:01:38	Dark	45.500	155	41Pi Sgr	2.9000	6600.0	91	26325	No
63	GOM_NL__2PRFIN20070314_050338_000000492056_00219_26325_0375.N1	14-MAR-2007 05:03:38	Dark	49.000	57	34Sig Sgr	2.0660	26000.	98	26325	No
64	GOM_NL__2PRFIN20070314_050703_000000472056_00219_26325_0376.N1	14-MAR-2007 05:07:03	Dark	47.000	38	20Eps Sgr	1.8360	11000.	94	26325	No
65	GOM_NL__2PRFIN20070314_065952_000000522056_00221_26327_0395.N1	14-MAR-2007 06:59:52	Dark	52.000	131	Gam Lup	2.8000	26000.	104	26327	No
66	GOM_NL__2PRFIN20070314_070206_000000462056_00221_26327_0396.N1	14-MAR-2007 07:02:06	Dark	46.000	78	Alp Lup	2.3040	28000.	92	26327	No
67	GOM_NL__2PRFIN20070314_070418_000000452056_00221_26327_0397.N1	14-MAR-2007 07:04:18	Dark	44.500	95	Zet Cen	2.5450	26000.	89	26327	No
68	GOM_NL__2PRFIN20070314_070631_000000402056_00221_26327_0398.N1	14-MAR-2007 07:06:31	Straylight	40.000	64	Gam Cen	2.2000	10600.	80	26327	No
69	GOM_NL__2PRFIN20070314_070838_000000502056_00221_26327_0399.N1	14-MAR-2007 07:08:38	Straylight	49.500	123	lot Cen	2.7500	10200.	99	26327	No
70	GOM_NL__2PRFIN20070314_071437_000000532056_00221_26327_0400.N1	14-MAR-2007 07:14:37	Straylight	52.500	106	9Bet Crv	2.6480	5600.0	105	26327	No
71	GOM_NL__2PRFIN20070314_071701_000000512056_00221_26327_0401.N1	14-MAR-2007 07:17:01	Straylight	50.500	100	4Gam Crv	2.5800	13100.	101	26327	No
72	GOM_NL__2PRFIN20070314_072832_000000282056_00221_26327_0402.N1	14-MAR-2007 07:28:32	Tw_i_and_stray	28.000	62	94Bet Leo	2.1360	9700.0	56	26327	No
73	GOM_NL__2PRFIN20070314_072936_000000412056_00221_26327_0403.N1	14-MAR-2007 07:29:36	Bright	41.000	96	68Del Leo	2.5600	9300.0	82	26327	No
74	GOM_NL__2PRFIN20070314_073641_000000402056_00221_26327_0404.N1	14-MAR-2007 07:36:41	Bright	40.000	174	52Psi UMa	3.0040	4400.0	80	26327	No
75	GOM_NL__2PRFIN20070314_073949_000000382056_00221_26327_0405.N1	14-MAR-2007 07:39:49	Bright	37.500	82	48Bet UMa	2.3650	10600.	75	26327	No
76	GOM_NL__2PRFIN20070314_074118_000000382056_00221_26327_0406.N1	14-MAR-2007 07:41:18	Bright	38.000	36	50Alp UMa	1.8000	6300.0	76	26327	No
77	GOM_NL__2PRFIN20070314_074308_000000682056_00221_26327_0407.N1	14-MAR-2007 07:43:08	Bright	68.000	32	77Eps UMa	1.7630	11000.	136	26327	No
78	GOM_NL__2PRFIN20070314_074825_000000372056_00221_26327_0408.N1	14-MAR-2007 07:48:25	Bright	37.000	60	7Bet UMi	2.0810	3950.0	74	26327	No
79	GOM_NL__2PRFIN20070314_075237_000000472056_00221_26327_0409.N1	14-MAR-2007 07:52:37	Bright	46.500	119	14Eta Dra	2.7270	4700.0	93	26327	No
80	GOM_NL__2PRFIN20070314_075826_000000502056_00221_26327_0410.N1	14-MAR-2007 07:58:26	Bright	49.500	69	33Gam Dra	2.2310	3800.0	99	26327	No
81	GOM_NL__2PRFIN20070314_080135_000000572056_00221_26327_0411.N1	14-MAR-2007 08:01:35	Bright	57.000	144	18Del Cyg	2.8600	11000.	114	26327	No
82	GOM_NL__2PRFIN20070314_080259_000000352056_00221_26327_0412.N1	14-MAR-2007 08:02:59	Bright	35.000	66	37Gam Cyg	2.2080	5900.0	70	26327	No
83	GOM_NL__2PRFIN20070314_081252_000000502056_00221_26327_0413.N1	14-MAR-2007 08:12:52	Tw_i_and_stray	50.000	11	53Alp Aql	0.76500	8000.0	100	26327	No
84	GOM_NL__2PRFIN20070314_082251_000000462056_00221_26327_0414.N1	14-MAR-2007 08:22:51	Dark	45.500	155	41Pi Sgr	2.9000	6600.0	91	26327	No
85	GOM_NL__2PRFIN20070314_082451_000000462056_00221_26327_0415.N1	14-MAR-2007 08:24:51	Dark	46.000	57	34Sig Sgr	2.0660	26000.	92	26327	No
86	GOM_NL__2PRFIN20070314_082816_000000472056_00221_26327_0416.N1	14-MAR-2007 08:28:16	Dark	47.000	38	20Eps Sgr	1.8360	11000.	94	26327	No
87	GOM_NL__2PRFIN20070314_084029_000000522056_00222_26328_0414.N1	14-MAR-2007 08:40:29	Dark	52.000	131	Gam Lup	2.8000	26000.	104	26328	No
88	GOM_NL__2PRFIN20070314_084242_000000472056_00222_26328_0415.N1	14-MAR-2007 08:42:42	Dark	47.000	78	Alp Lup	2.3040	28000.	94	26328	No
89	GOM_NL__2PRFIN20070314_084454_000000472056_00222_26328_0416.N1	14-MAR-2007 08:44:54	Dark	46.500	95	Zet Cen	2.5450	26000.	93	26328	No
90	GOM_NL__2PRFIN20070314_084707_000000422056_00222_26328_0417.N1	14-MAR-2007 08:47:07	Straylight	42.000	64	Gam Cen	2.2000	10600.	84	26328	No
91	GOM_NL__2PRFIN20070314_084914_000000502056_00222_26328_0418.N1	14-MAR-2007 08:49:14	Straylight	49.500	123	lot Cen	2.7500	10200.	99	26328	No
92	GOM_NL__2PRFIN20070314_085513_000000542056_00222_26328_0419.N1	14-MAR-2007 08:55:13	Straylight	54.000	106	9Bet Crv	2.6480	5600.0	108	26328	No
93	GOM_NL__2PRFIN20070314_085737_000000512056_00222_26328_0420.N1	14-MAR-2007 08:57:37	Straylight	51.000	100	4Gam Crv	2.5800	13100.	102	26328	No
94	GOM_NL__2PRFIN20070314_090907_000000352056_00222_26328_0421.N1	14-MAR-2007 09:09:07	Bright	35.000	62	94Bet Leo	2.1360	9700.0	70	26328	No
95	GOM_NL__2PRFIN20070314_091012_000000412056_00222_26328_0422.N1	14-MAR-2007 09:10:12	Bright	40.500	96	68Del Leo	2.5600	9300.0	81	26328	No
96	GOM_NL__2PRFIN20070314_091716_000000402056_00222_26328_0423.N1	14-MAR-2007 09:17:16	Bright	40.000	174	52Psi UMa	3.0040	4400.0	80	26328	No
97	GOM_NL__2PRFIN20070314_092025_000000362056_00222_26328_0424.N1	14-MAR-2007 09:20:25	Bright	36.000	82	48Bet UMa	2.3650	10600.	72	26328	No
98	GOM_NL__2PRFIN20070314_092153_000000372056_00222_26328_0425.N1	14-MAR-2007 09:21:53	Bright	37.000	36	50Alp UMa	1.8000	6300.0	74	26328	No
99	GOM_NL__2PRFIN20070314_092343_000000452056_00222_26328_0426.N1	14-MAR-2007 09:23:43	Bright	45.000	32	77Eps UMa	1.7630	11000.	90	26328	No
100	GOM_NL__2PRFIN20070314_092901_000000402056_00222_26328_0427.N1	14-MAR-2007 09:29:01	Bright	40.000	60	7Bet UMi	2.0810	3950.0	80	26328	No
101	GOM_NL__2PRFIN20070314_093313_000000462056_00222_26328_0428.N1	14-MAR-2007 09:33:13	Bright	46.000	119	14Eta Dra	2.7270	4700.0	92	26328	No

102	GOM_NL__2PRFIN20070314_093901_000000472056_00222_26328_0429.N1	14-MAR-2007 09:39:01	Bright	47.000	69	33Gam Dra	2.2310	3800.0	94	26328	No
103	GOM_NL__2PRFIN20070314_094211_000000382056_00222_26328_0430.N1	14-MAR-2007 09:42:11	Bright	38.000	144	18Del Cyg	2.8600	11000.	76	26328	No
104	GOM_NL__2PRFIN20070314_094335_000000382056_00222_26328_0431.N1	14-MAR-2007 09:43:35	Bright	37.500	66	37Gam Cyg	2.2080	5900.0	75	26328	No
105	GOM_NL__2PRFIN20070314_095328_000000472056_00222_26328_0432.N1	14-MAR-2007 09:53:28	Tw_i_and_stray	47.000	11	53Alp Aql	0.76500	8000.0	94	26328	No
106	GOM_NL__2PRFIN20070314_100328_000000452056_00222_26328_0433.N1	14-MAR-2007 10:03:28	Dark	44.500	155	41Pi Sgr	2.9000	6600.0	89	26328	No
107	GOM_NL__2PRFIN20070314_100528_000000462056_00222_26328_0434.N1	14-MAR-2007 10:05:28	Dark	45.500	57	34Sig Sgr	2.0660	26000.	91	26328	No
108	GOM_NL__2PRFIN20070314_100853_000000472056_00222_26328_0435.N1	14-MAR-2007 10:08:53	Dark	47.000	38	20Eps Sgr	1.8360	11000.	94	26328	No
109	GOM_NL__2PRFIN20070314_102106_000000532056_00223_26329_0453.N1	14-MAR-2007 10:21:06	Dark	53.000	131	Gam Lup	2.8000	26000.	106	26329	No
110	GOM_NL__2PRFIN20070314_102319_000000472056_00223_26329_0454.N1	14-MAR-2007 10:23:19	Dark	46.500	78	Alp Lup	2.3040	28000.	93	26329	No
111	GOM_NL__2PRFIN20070314_102531_000000462056_00223_26329_0455.N1	14-MAR-2007 10:25:31	Dark	45.500	95	Zet Cen	2.5450	26000.	91	26329	No
112	GOM_NL__2PRFIN20070314_102743_000000412056_00223_26329_0456.N1	14-MAR-2007 10:27:43	Straylight	40.500	64	Gam Cen	2.2000	10600.	81	26329	No
113	GOM_NL__2PRFIN20070314_102951_000000482056_00223_26329_0457.N1	14-MAR-2007 10:29:51	Straylight	47.500	123	lot Cen	2.7500	10200.	95	26329	No
114	GOM_NL__2PRFIN20070314_103549_000000532056_00223_26329_0458.N1	14-MAR-2007 10:35:49	Straylight	52.500	106	9Bet Crv	2.6480	5600.0	105	26329	No
115	GOM_NL__2PRFIN20070314_103813_000000522056_00223_26329_0459.N1	14-MAR-2007 10:38:13	Straylight	51.500	100	4Gam Crv	2.5800	13100.	103	26329	No
116	GOM_NL__2PRFIN20070314_104943_000000352056_00223_26329_0460.N1	14-MAR-2007 10:49:43	Bright	35.000	62	94Bet Leo	2.1360	9700.0	70	26329	No
117	GOM_NL__2PRFIN20070314_105047_000000402056_00223_26329_0461.N1	14-MAR-2007 10:50:47	Bright	39.500	96	68Del Leo	2.5600	9300.0	79	26329	No
118	GOM_NL__2PRFIN20070314_105752_000000382056_00223_26329_0462.N1	14-MAR-2007 10:57:52	Bright	38.000	174	52Psi UMa	3.0040	4400.0	76	26329	No
119	GOM_NL__2PRFIN20070314_110100_000000562056_00223_26329_0463.N1	14-MAR-2007 11:01:00	Bright	56.000	82	48Bet UMa	2.3650	10600.	112	26329	No
120	GOM_NL__2PRFIN20070314_110229_000000402056_00223_26329_0464.N1	14-MAR-2007 11:02:29	Bright	40.000	36	50Alp UMa	1.8000	6300.0	80	26329	No
121	GOM_NL__2PRFIN20070314_110418_000000442056_00223_26329_0465.N1	14-MAR-2007 11:04:18	Bright	43.500	32	77Eps UMa	1.7630	11000.	87	26329	No
122	GOM_NL__2PRFIN20070314_110936_000000402056_00223_26329_0466.N1	14-MAR-2007 11:09:36	Bright	39.500	60	7Bet UMi	2.0810	3950.0	79	26329	No
123	GOM_NL__2PRFIN20070314_111348_000000472056_00223_26329_0467.N1	14-MAR-2007 11:13:48	Bright	47.000	119	14Eta Dra	2.7270	4700.0	94	26329	No
124	GOM_NL__2PRFIN20070314_111937_000000472056_00223_26329_0468.N1	14-MAR-2007 11:19:37	Bright	47.000	69	33Gam Dra	2.2310	3800.0	94	26329	No
125	GOM_NL__2PRFIN20070314_112247_000000382056_00223_26329_0469.N1	14-MAR-2007 11:22:47	Bright	37.500	144	18Del Cyg	2.8600	11000.	75	26329	No
126	GOM_NL__2PRFIN20070314_112411_000000372056_00223_26329_0470.N1	14-MAR-2007 11:24:11	Bright	37.000	66	37Gam Cyg	2.2080	5900.0	74	26329	No
127	GOM_NL__2PRFIN20070314_113404_000000512056_00223_26329_0471.N1	14-MAR-2007 11:34:04	Tw_i_and_stray	50.500	11	53Alp Aql	0.76500	8000.0	101	26329	No
128	GOM_NL__2PRFIN20070314_114404_000000452056_00223_26329_0472.N1	14-MAR-2007 11:44:04	Dark	45.000	155	41Pi Sgr	2.9000	6600.0	90	26329	No
129	GOM_NL__2PRFIN20070314_114605_000000472056_00223_26329_0473.N1	14-MAR-2007 11:46:05	Dark	46.500	57	34Sig Sgr	2.0660	26000.	93	26329	No
130	GOM_NL__2PRFIN20070314_114930_000000452056_00223_26329_0474.N1	14-MAR-2007 11:49:30	Dark	45.000	38	20Eps Sgr	1.8360	11000.	90	26329	No
131	GOM_NL__2PRFIN20070314_120143_000000522056_00224_26330_0509.N1	14-MAR-2007 12:01:43	Dark	51.500	131	Gam Lup	2.8000	26000.	103	26330	No
132	GOM_NL__2PRFIN20070314_120356_000000472056_00224_26330_0510.N1	14-MAR-2007 12:03:56	Dark	47.000	78	Alp Lup	2.3040	28000.	94	26330	No
133	GOM_NL__2PRFIN20070314_120607_000000452056_00224_26330_0511.N1	14-MAR-2007 12:06:07	Dark	45.000	95	Zet Cen	2.5450	26000.	90	26330	No
134	GOM_NL__2PRFIN20070314_120820_000000412056_00224_26330_0512.N1	14-MAR-2007 12:08:20	Straylight	40.500	64	Gam Cen	2.2000	10600.	81	26330	No
135	GOM_NL__2PRFIN20070314_121027_000000492056_00224_26330_0513.N1	14-MAR-2007 12:10:27	Straylight	49.000	123	lot Cen	2.7500	10200.	98	26330	No
136	GOM_NL__2PRFIN20070314_121625_000000542056_00224_26330_0514.N1	14-MAR-2007 12:16:25	Straylight	54.000	106	9Bet Crv	2.6480	5600.0	108	26330	No
137	GOM_NL__2PRFIN20070314_121849_000000512056_00224_26330_0515.N1	14-MAR-2007 12:18:49	Straylight	50.500	100	4Gam Crv	2.5800	13100.	101	26330	No
138	GOM_NL__2PRFIN20070314_123018_000000422056_00224_26330_0516.N1	14-MAR-2007 12:30:18	Bright	42.000	62	94Bet Leo	2.1360	9700.0	84	26330	No
139	GOM_NL__2PRFIN20070314_123123_000000432056_00224_26330_0517.N1	14-MAR-2007 12:31:23	Bright	42.500	96	68Del Leo	2.5600	9300.0	85	26330	No
140	GOM_NL__2PRFIN20070314_123827_000000382056_00224_26330_0518.N1	14-MAR-2007 12:38:27	Bright	37.500	174	52Psi UMa	3.0040	4400.0	75	26330	No
141	GOM_NL__2PRFIN20070314_124136_000000362056_00224_26330_0519.N1	14-MAR-2007 12:41:36	Bright	36.000	82	48Bet UMa	2.3650	10600.	72	26330	No
142	GOM_NL__2PRFIN20070314_124304_000000382056_00224_26330_0520.N1	14-MAR-2007 12:43:04	Bright	38.000	36	50Alp UMa	1.8000	6300.0	76	26330	No
143	GOM_NL__2PRFIN20070314_124453_000000462056_00224_26330_0521.N1	14-MAR-2007 12:44:53	Bright	46.000	32	77Eps UMa	1.7630	11000.	92	26330	No
144	GOM_NL__2PRFIN20070314_125012_000000372056_00224_26330_0522.N1	14-MAR-2007 12:50:12	Bright	37.000	60	7Bet UMi	2.0810	3950.0	74	26330	No
145	GOM_NL__2PRFIN20070314_125423_000000472056_00224_26330_0523.N1	14-MAR-2007 12:54:23	Bright	46.500	119	14Eta Dra	2.7270	4700.0	93	26330	No
146	GOM_NL__2PRFIN20070314_130012_000000422056_00224_26330_0524.N1	14-MAR-2007 13:00:12	Bright	42.000	69	33Gam Dra	2.2310	3800.0	84	26330	No
147	GOM_NL__2PRFIN20070314_130323_000000372056_00224_26330_0525.N1	14-MAR-2007 13:03:23	Bright	36.500	144	18Del Cyg	2.8600	11000.	73	26330	No
148	GOM_NL__2PRFIN20070314_130447_000000372056_00224_26330_0526.N1	14-MAR-2007 13:04:47	Bright	36.500	66	37Gam Cyg	2.2080	5900.0	73	26330	No
149	GOM_NL__2PRFIN20070314_131441_000000452056_00224_26330_0527.N1	14-MAR-2007 13:14:41	Tw_i_and_stray	45.000	11	53Alp Aql	0.76500	8000.0	90	26330	No
150	GOM_NL__2PRFIN20070314_132441_000000452056_00224_26330_0528.N1	14-MAR-2007 13:24:41	Dark	45.000	155	41Pi Sgr	2.9000	6600.0	90	26330	No
151	GOM_NL__2PRFIN20070314_132641_000000432056_00224_26330_0529.N1	14-MAR-2007 13:26:41	Dark	43.000	57	34Sig Sgr	2.0660	26000.	86	26330	No
152	GOM_NL__2PRFIN20070314_133007_000000462056_00224_26330_0530.N1	14-MAR-2007 13:30:07	Dark	46.000	38	20Eps Sgr	1.8360	11000.	92	26330	No
153	GOM_NL__2PRFIN20070314_134220_000000542056_00225_26331_0521.N1	14-MAR-2007 13:42:20	Dark	54.000	131	Gam Lup	2.8000	26000.	108	26331	No
154	GOM_NL__2PRFIN20070314_134432_000000482056_00225_26331_0522.N1	14-MAR-2007 13:44:32	Dark	47.500	78	Alp Lup	2.3040	28000.	95	26331	No
155	GOM_NL__2PRFIN20070314_134644_000000452056_00225_26331_0523.N1	14-MAR-2007 13:46:44	Dark	45.000	95	Zet Cen	2.5450	26000.	90	26331	No
156	GOM_NL__2PRFIN20070314_134856_000000422056_00225_26331_0524.N1	14-MAR-2007 13:48:56	Straylight	42.000	64	Gam Cen	2.2000	10600.	84	26331	No
157	GOM_NL__2PRFIN20070314_135104_000000492056_00225_26331_0525.N1	14-MAR-2007 13:51:04	Straylight	48.500	123	lot Cen	2.7500	10200.	97	26331	No
158	GOM_NL__2PRFIN20070314_135701_000000542056_00225_26331_0526.N1	14-MAR-2007 13:57:01	Straylight	53.500	106	9Bet Crv	2.6480	5600.0	107	26331	No
159	GOM_NL__2PRFIN20070314_135925_000000502056_00225_26331_0527.N1	14-MAR-2007 13:59:25	Straylight	50.000	100	4Gam Crv	2.5800	13100.	100	26331	No
160	GOM_NL__2PRFIN20070314_141053_000000422056_00225_26331_0528.N1	14-MAR-2007 14:10:53	Bright	42.000	62	94Bet Leo	2.1360	9700.0	84	26331	No

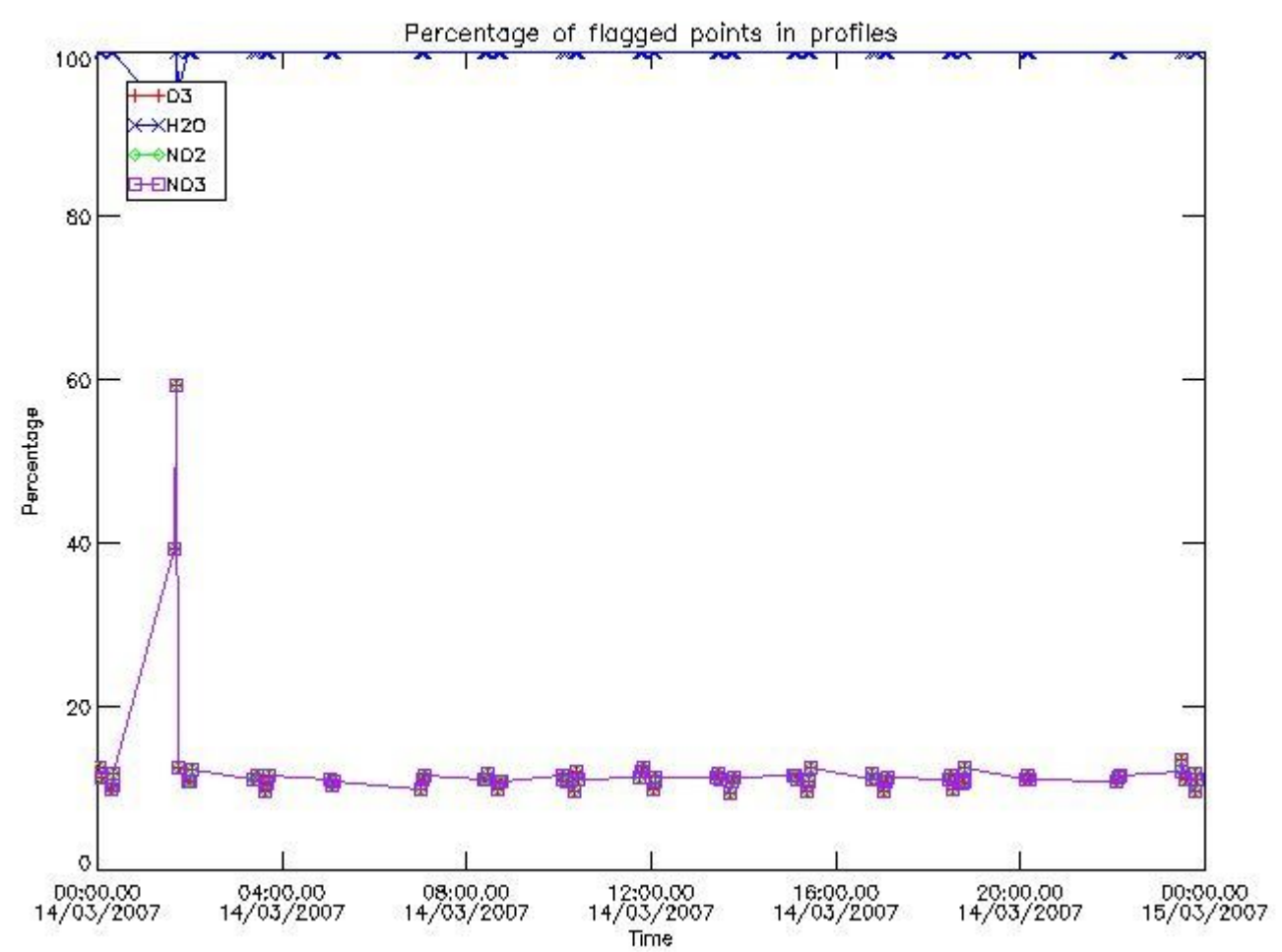
161	GOM_NL__2PRFIN20070314_141158_000000422056_00225_26331_0529.N1	14-MAR-2007 14:11:58	Bright	41.500	96	68Del Leo	2.5600	9300.0	83	26331	No
162	GOM_NL__2PRFIN20070314_141903_000000402056_00225_26331_0530.N1	14-MAR-2007 14:19:03	Bright	39.500	174	52Psi UMa	3.0040	4400.0	79	26331	No
163	GOM_NL__2PRFIN20070314_142211_000000382056_00225_26331_0531.N1	14-MAR-2007 14:22:11	Bright	38.000	82	48Bet UMa	2.3650	10600.	76	26331	No
164	GOM_NL__2PRFIN20070314_142340_000000382056_00225_26331_0532.N1	14-MAR-2007 14:23:40	Bright	38.000	36	50Alp UMa	1.8000	6300.0	76	26331	No
165	GOM_NL__2PRFIN20070314_142528_000000452056_00225_26331_0533.N1	14-MAR-2007 14:25:28	Bright	44.500	32	77Eps UMa	1.7630	11000.	89	26331	No
166	GOM_NL__2PRFIN20070314_143048_000000392056_00225_26331_0534.N1	14-MAR-2007 14:30:48	Bright	38.500	60	7Bet UMi	2.0810	3950.0	77	26331	No
167	GOM_NL__2PRFIN20070314_143459_000000482056_00225_26331_0535.N1	14-MAR-2007 14:34:59	Bright	47.500	119	14Eta Dra	2.7270	4700.0	95	26331	No
168	GOM_NL__2PRFIN20070314_144048_000000422056_00225_26331_0536.N1	14-MAR-2007 14:40:48	Bright	42.000	69	33Gam Dra	2.2310	3800.0	84	26331	No
169	GOM_NL__2PRFIN20070314_144359_000000392056_00225_26331_0537.N1	14-MAR-2007 14:43:59	Bright	38.500	144	18Del Cyg	2.8600	11000.	77	26331	No
170	GOM_NL__2PRFIN20070314_144523_000000362056_00225_26331_0538.N1	14-MAR-2007 14:45:23	Bright	36.000	66	37Gam Cyg	2.2080	5900.0	72	26331	No
171	GOM_NL__2PRFIN20070314_145517_000000532056_00225_26331_0539.N1	14-MAR-2007 14:55:17	Tw_i_and_stray	53.000	11	53Alp Aql	0.76500	8000.0	106	26331	No
172	GOM_NL__2PRFIN20070314_150518_000000442056_00225_26331_0540.N1	14-MAR-2007 15:05:18	Dark	44.000	155	41Pi Sgr	2.9000	6600.0	88	26331	No
173	GOM_NL__2PRFIN20070314_150718_000000442056_00225_26331_0541.N1	14-MAR-2007 15:07:18	Dark	44.000	57	34Sig Sgr	2.0660	26000.	88	26331	No
174	GOM_NL__2PRFIN20070314_151043_000000462056_00225_26331_0542.N1	14-MAR-2007 15:10:43	Dark	45.500	38	20Eps Sgr	1.8360	11000.	91	26331	No
175	GOM_NL__2PRFIN20070314_152257_000000532056_00226_26332_0556.N1	14-MAR-2007 15:22:57	Dark	53.000	131	Gam Lup	2.8000	26000.	106	26332	No
176	GOM_NL__2PRFIN20070314_152509_000000472056_00226_26332_0557.N1	14-MAR-2007 15:25:09	Dark	47.000	78	Alp Lup	2.3040	28000.	94	26332	No
177	GOM_NL__2PRFIN20070314_152721_000000452056_00226_26332_0558.N1	14-MAR-2007 15:27:21	Dark	45.000	95	Zet Cen	2.5450	26000.	90	26332	No
178	GOM_NL__2PRFIN20070314_152932_000000402056_00226_26332_0559.N1	14-MAR-2007 15:29:32	Straylight	40.000	64	Gam Cen	2.2000	10600.	80	26332	No
179	GOM_NL__2PRFIN20070314_153140_000000512056_00226_26332_0560.N1	14-MAR-2007 15:31:40	Straylight	50.500	123	lot Cen	2.7500	10200.	101	26332	No
180	GOM_NL__2PRFIN20070314_153738_000000522056_00226_26332_0561.N1	14-MAR-2007 15:37:38	Straylight	52.000	106	9Bet Crv	2.6480	5600.0	104	26332	No
181	GOM_NL__2PRFIN20070314_154001_000000492056_00226_26332_0562.N1	14-MAR-2007 15:40:01	Straylight	48.500	100	4Gam Crv	2.5800	13100.	97	26332	No
182	GOM_NL__2PRFIN20070314_155129_000000472056_00226_26332_0563.N1	14-MAR-2007 15:51:29	Bright	46.500	62	94Bet Leo	2.1360	9700.0	93	26332	No
183	GOM_NL__2PRFIN20070314_155938_000000402056_00226_26332_0564.N1	14-MAR-2007 15:59:38	Bright	40.000	174	52Psi UMa	3.0040	4400.0	80	26332	No
184	GOM_NL__2PRFIN20070314_160247_000000372056_00226_26332_0565.N1	14-MAR-2007 16:02:47	Bright	37.000	82	48Bet UMa	2.3650	10600.	74	26332	No
185	GOM_NL__2PRFIN20070314_160416_000000392056_00226_26332_0566.N1	14-MAR-2007 16:04:16	Bright	39.000	36	50Alp UMa	1.8000	6300.0	78	26332	No
186	GOM_NL__2PRFIN20070314_160604_000000462056_00226_26332_0567.N1	14-MAR-2007 16:06:04	Bright	45.500	32	77Eps UMa	1.7630	11000.	91	26332	No
187	GOM_NL__2PRFIN20070314_161123_000000412056_00226_26332_0568.N1	14-MAR-2007 16:11:23	Bright	40.500	60	7Bet UMi	2.0810	3950.0	81	26332	No
188	GOM_NL__2PRFIN20070314_161534_000000482056_00226_26332_0569.N1	14-MAR-2007 16:15:34	Bright	47.500	119	14Eta Dra	2.7270	4700.0	95	26332	No
189	GOM_NL__2PRFIN20070314_162123_000000372056_00226_26332_0570.N1	14-MAR-2007 16:21:23	Bright	37.000	69	33Gam Dra	2.2310	3800.0	74	26332	No
190	GOM_NL__2PRFIN20070314_162435_000000472056_00226_26332_0571.N1	14-MAR-2007 16:24:35	Bright	46.500	144	18Del Cyg	2.8600	11000.	93	26332	No
191	GOM_NL__2PRFIN20070314_162559_000000362056_00226_26332_0572.N1	14-MAR-2007 16:25:59	Bright	36.000	66	37Gam Cyg	2.2080	5900.0	72	26332	No
192	GOM_NL__2PRFIN20070314_163553_000000512056_00226_26332_0573.N1	14-MAR-2007 16:35:53	Tw_i_and_stray	50.500	11	53Alp Aql	0.76500	8000.0	101	26332	No
193	GOM_NL__2PRFIN20070314_164554_000000462056_00226_26332_0574.N1	14-MAR-2007 16:45:54	Dark	46.000	155	41Pi Sgr	2.9000	6600.0	92	26332	No
194	GOM_NL__2PRFIN20070314_164755_000000432056_00226_26332_0575.N1	14-MAR-2007 16:47:55	Dark	43.000	57	34Sig Sgr	2.0660	26000.	86	26332	No
195	GOM_NL__2PRFIN20070314_165120_000000462056_00226_26332_0576.N1	14-MAR-2007 16:51:20	Dark	45.500	38	20Eps Sgr	1.8360	11000.	91	26332	No
196	GOM_NL__2PRFIN20070314_170334_000000532056_00227_26333_0584.N1	14-MAR-2007 17:03:34	Dark	53.000	131	Gam Lup	2.8000	26000.	106	26333	No
197	GOM_NL__2PRFIN20070314_170546_000000482056_00227_26333_0585.N1	14-MAR-2007 17:05:46	Dark	47.500	78	Alp Lup	2.3040	28000.	95	26333	No
198	GOM_NL__2PRFIN20070314_170757_000000452056_00227_26333_0586.N1	14-MAR-2007 17:07:57	Dark	45.000	95	Zet Cen	2.5450	26000.	90	26333	No
199	GOM_NL__2PRFIN20070314_171009_000000412056_00227_26333_0587.N1	14-MAR-2007 17:10:09	Straylight	40.500	64	Gam Cen	2.2000	10600.	81	26333	No
200	GOM_NL__2PRFIN20070314_171217_000000512056_00227_26333_0588.N1	14-MAR-2007 17:12:17	Straylight	50.500	123	lot Cen	2.7500	10200.	101	26333	No
201	GOM_NL__2PRFIN20070314_171814_000000552056_00227_26333_0589.N1	14-MAR-2007 17:18:14	Straylight	55.000	106	9Bet Crv	2.6480	5600.0	110	26333	No
202	GOM_NL__2PRFIN20070314_172037_000000512056_00227_26333_0590.N1	14-MAR-2007 17:20:37	Straylight	50.500	100	4Gam Crv	2.5800	13100.	101	26333	No
203	GOM_NL__2PRFIN20070314_173204_000000492056_00227_26333_0591.N1	14-MAR-2007 17:32:04	Bright	48.500	62	94Bet Leo	2.1360	9700.0	97	26333	No
204	GOM_NL__2PRFIN20070314_174014_000000402056_00227_26333_0592.N1	14-MAR-2007 17:40:14	Bright	40.000	174	52Psi UMa	3.0040	4400.0	80	26333	No
205	GOM_NL__2PRFIN20070314_174323_000000372056_00227_26333_0593.N1	14-MAR-2007 17:43:23	Bright	37.000	82	48Bet UMa	2.3650	10600.	74	26333	No
206	GOM_NL__2PRFIN20070314_174452_000000392056_00227_26333_0594.N1	14-MAR-2007 17:44:52	Bright	38.500	36	50Alp UMa	1.8000	6300.0	77	26333	No
207	GOM_NL__2PRFIN20070314_174639_000000472056_00227_26333_0595.N1	14-MAR-2007 17:46:39	Bright	46.500	32	77Eps UMa	1.7630	11000.	93	26333	No
208	GOM_NL__2PRFIN20070314_175159_000000412056_00227_26333_0596.N1	14-MAR-2007 17:51:59	Bright	41.000	60	7Bet UMi	2.0810	3950.0	82	26333	No
209	GOM_NL__2PRFIN20070314_175609_000000492056_00227_26333_0597.N1	14-MAR-2007 17:56:09	Bright	49.000	119	14Eta Dra	2.7270	4700.0	98	26333	No
210	GOM_NL__2PRFIN20070314_180159_000000372056_00227_26333_0598.N1	14-MAR-2007 18:01:59	Bright	37.000	69	33Gam Dra	2.2310	3800.0	74	26333	No
211	GOM_NL__2PRFIN20070314_180511_000000382056_00227_26333_0599.N1	14-MAR-2007 18:05:11	Bright	37.500	144	18Del Cyg	2.8600	11000.	75	26333	No
212	GOM_NL__2PRFIN20070314_180636_000000352056_00227_26333_0600.N1	14-MAR-2007 18:06:36	Bright	35.000	66	37Gam Cyg	2.2080	5900.0	70	26333	No
213	GOM_NL__2PRFIN20070314_181630_000000492056_00227_26333_0601.N1	14-MAR-2007 18:16:30	Tw_i_and_stray	49.000	11	53Alp Aql	0.76500	8000.0	98	26333	No
214	GOM_NL__2PRFIN20070314_182631_000000462056_00227_26333_0602.N1	14-MAR-2007 18:26:31	Dark	46.000	155	41Pi Sgr	2.9000	6600.0	92	26333	No
215	GOM_NL__2PRFIN20070314_182832_000000442056_00227_26333_0603.N1	14-MAR-2007 18:28:32	Dark	44.000	57	34Sig Sgr	2.0660	26000.	88	26333	No
216	GOM_NL__2PRFIN20070314_183157_000000522056_00227_26333_0604.N1	14-MAR-2007 18:31:57	Dark	51.500	38	20Eps Sgr	1.8360	11000.	103	26333	No
217	GOM_NL__2PRFIN20070314_184412_000000532056_00228_26334_0595.N1	14-MAR-2007 18:44:12	Dark	52.500	131	Gam Lup	2.8000	26000.	105	26334	No
218	GOM_NL__2PRFIN20070314_184623_000000472056_00228_26334_0596.N1	14-MAR-2007 18:46:23	Dark	46.500	78	Alp Lup	2.3040	28000.	93	26334	No
219	GOM_NL__2PRFIN20070314_184834_000000452056_00228_26334_0597.N1	14-MAR-2007 18:48:34	Dark	44.500	95	Zet Cen	2.5450	26000.	89	26334	No

220	GOM_NL__2PRFIN20070314_185045_000000422056_00228_26334_0598.N1	14-MAR-2007 18:50:45	Straylight	41.500	64	Gam Cen	2.2000	10600.	83	26334	No
221	GOM_NL__2PRFIN20070314_185254_000000512056_00228_26334_0599.N1	14-MAR-2007 18:52:54	Straylight	50.500	123	lot Cen	2.7500	10200.	101	26334	No
222	GOM_NL__2PRFIN20070314_185850_000000572056_00228_26334_0600.N1	14-MAR-2007 18:58:50	Straylight	57.000	106	9Bet Crv	2.6480	5600.0	114	26334	No
223	GOM_NL__2PRFIN20070314_190113_000000502056_00228_26334_0601.N1	14-MAR-2007 19:01:13	Straylight	50.000	100	4Gam Crv	2.5800	13100.	100	26334	No
224	GOM_NL__2PRFIN20070314_191240_000000482056_00228_26334_0602.N1	14-MAR-2007 19:12:40	Bright	48.000	62	94Bet Leo	2.1360	9700.0	96	26334	No
225	GOM_NL__2PRFIN20070314_192050_000000382056_00228_26334_0603.N1	14-MAR-2007 19:20:50	Bright	37.500	174	52Psi UMa	3.0040	4400.0	75	26334	No
226	GOM_NL__2PRFIN20070314_192358_000000382056_00228_26334_0604.N1	14-MAR-2007 19:23:58	Bright	38.000	82	48Bet UMa	2.3650	10600.	76	26334	No
227	GOM_NL__2PRFIN20070314_192527_000000392056_00228_26334_0605.N1	14-MAR-2007 19:25:27	Bright	38.500	36	50Alp UMa	1.8000	6300.0	77	26334	No
228	GOM_NL__2PRFIN20070314_192714_000000462056_00228_26334_0606.N1	14-MAR-2007 19:27:14	Bright	45.500	32	77Eps UMa	1.7630	11000.	91	26334	No
229	GOM_NL__2PRFIN20070314_193234_000000422056_00228_26334_0607.N1	14-MAR-2007 19:32:34	Bright	41.500	60	7Bet UMi	2.0810	3950.0	83	26334	No
230	GOM_NL__2PRFIN20070314_193645_000000472056_00228_26334_0608.N1	14-MAR-2007 19:36:45	Bright	46.500	119	14Eta Dra	2.7270	4700.0	93	26334	No
231	GOM_NL__2PRFIN20070314_194235_000000322056_00228_26334_0609.N1	14-MAR-2007 19:42:35	Tw_i_and_stray	32.000	69	33Gam Dra	2.2310	3800.0	64	26334	No
232	GOM_NL__2PRFIN20070314_194547_000000392056_00228_26334_0610.N1	14-MAR-2007 19:45:47	Bright	39.000	144	18Del Cyg	2.8600	11000.	78	26334	No
233	GOM_NL__2PRFIN20070314_194711_000000372056_00228_26334_0611.N1	14-MAR-2007 19:47:11	Bright	36.500	66	37Gam Cyg	2.2080	5900.0	73	26334	No
234	GOM_NL__2PRFIN20070314_195706_000000492056_00228_26334_0612.N1	14-MAR-2007 19:57:06	Tw_i_and_stray	48.500	11	53Alp Aql	0.76500	8000.0	97	26334	No
235	GOM_NL__2PRFIN20070314_200708_000000462056_00228_26334_0613.N1	14-MAR-2007 20:07:08	Dark	45.500	155	41Pi Sgr	2.9000	6600.0	91	26334	No
236	GOM_NL__2PRFIN20070314_200908_000000452056_00228_26334_0614.N1	14-MAR-2007 20:09:08	Dark	44.500	57	34Sig Sgr	2.0660	26000.	89	26334	No
237	GOM_NL__2PRFIN20070314_201234_000000462056_00228_26334_0615.N1	14-MAR-2007 20:12:34	Dark	46.000	38	20Eps Sgr	1.8360	11000.	92	26334	No
238	GOM_NL__2PRFIN20070314_220526_000000522056_00230_26336_0630.N1	14-MAR-2007 22:05:26	Dark	52.000	131	Gam Lup	2.8000	26000.	104	26336	No
239	GOM_NL__2PRFIN20070314_220736_000000452056_00230_26336_0631.N1	14-MAR-2007 22:07:36	Dark	45.000	78	Alp Lup	2.3040	28000.	90	26336	No
240	GOM_NL__2PRFIN20070314_220947_000000452056_00230_26336_0632.N1	14-MAR-2007 22:09:47	Dark	44.500	95	Zet Cen	2.5450	26000.	89	26336	No
241	GOM_NL__2PRFIN20070314_221158_000000402056_00230_26336_0633.N1	14-MAR-2007 22:11:58	Straylight	40.000	64	Gam Cen	2.2000	10600.	80	26336	No
242	GOM_NL__2PRFIN20070314_221406_000000502056_00230_26336_0634.N1	14-MAR-2007 22:14:06	Straylight	49.500	123	lot Cen	2.7500	10200.	99	26336	No
243	GOM_NL__2PRFIN20070314_222002_000000572056_00230_26336_0635.N1	14-MAR-2007 22:20:02	Straylight	57.000	106	9Bet Crv	2.6480	5600.0	114	26336	No
244	GOM_NL__2PRFIN20070314_222225_000000522056_00230_26336_0636.N1	14-MAR-2007 22:22:25	Straylight	51.500	100	4Gam Crv	2.5800	13100.	103	26336	No
245	GOM_NL__2PRFIN20070314_223351_000000482056_00230_26336_0637.N1	14-MAR-2007 22:33:51	Bright	48.000	62	94Bet Leo	2.1360	9700.0	96	26336	No
246	GOM_NL__2PRFIN20070314_224201_000000402056_00230_26336_0638.N1	14-MAR-2007 22:42:01	Bright	40.000	174	52Psi UMa	3.0040	4400.0	80	26336	No
247	GOM_NL__2PRFIN20070314_224510_000000382056_00230_26336_0639.N1	14-MAR-2007 22:45:10	Bright	37.500	82	48Bet UMa	2.3650	10600.	75	26336	No
248	GOM_NL__2PRFIN20070314_224639_000000382056_00230_26336_0640.N1	14-MAR-2007 22:46:39	Bright	37.500	36	50Alp UMa	1.8000	6300.0	75	26336	No
249	GOM_NL__2PRFIN20070314_224825_000000452056_00230_26336_0641.N1	14-MAR-2007 22:48:25	Bright	45.000	32	77Eps UMa	1.7630	11000.	90	26336	No
250	GOM_NL__2PRFIN20070314_225345_000000402056_00230_26336_0642.N1	14-MAR-2007 22:53:45	Bright	40.000	60	7Bet UMi	2.0810	3950.0	80	26336	No
251	GOM_NL__2PRFIN20070314_225755_000000472056_00230_26336_0643.N1	14-MAR-2007 22:57:55	Bright	46.500	119	14Eta Dra	2.7270	4700.0	93	26336	No
252	GOM_NL__2PRFIN20070314_230346_000000282056_00230_26336_0644.N1	14-MAR-2007 23:03:46	Tw_i_and_stray	28.000	69	33Gam Dra	2.2310	3800.0	56	26336	No
253	GOM_NL__2PRFIN20070314_230658_000000392056_00230_26336_0645.N1	14-MAR-2007 23:06:58	Bright	38.500	144	18Del Cyg	2.8600	11000.	77	26336	No
254	GOM_NL__2PRFIN20070314_230823_000000392056_00230_26336_0646.N1	14-MAR-2007 23:08:23	Bright	38.500	66	37Gam Cyg	2.2080	5900.0	77	26336	No
255	GOM_NL__2PRFIN20070314_231819_000000522056_00230_26336_0647.N1	14-MAR-2007 23:18:19	Tw_i_and_stray	51.500	11	53Alp Aql	0.76500	8000.0	103	26336	No
256	GOM_NL__2PRFIN20070314_232821_000000432056_00230_26336_0648.N1	14-MAR-2007 23:28:21	Dark	42.500	155	41Pi Sgr	2.9000	6600.0	85	26336	No
257	GOM_NL__2PRFIN20070314_233022_000000462056_00230_26336_0649.N1	14-MAR-2007 23:30:22	Dark	45.500	57	34Sig Sgr	2.0660	26000.	91	26336	No
258	GOM_NL__2PRFIN20070314_233348_000000512056_00230_26336_0650.N1	14-MAR-2007 23:33:48	Dark	51.000	38	20Eps Sgr	1.8360	11000.	102	26336	No
259	GOM_NL__2PRFIN20070314_234603_000000532056_00231_26337_0646.N1	14-MAR-2007 23:46:03	Dark	52.500	131	Gam Lup	2.8000	26000.	105	26337	No
260	GOM_NL__2PRFIN20070314_234813_000000472056_00231_26337_0647.N1	14-MAR-2007 23:48:13	Dark	47.000	78	Alp Lup	2.3040	28000.	94	26337	No
261	GOM_NL__2PRFIN20070314_235024_000000462056_00231_26337_0648.N1	14-MAR-2007 23:50:24	Dark	45.500	95	Zet Cen	2.5450	26000.	91	26337	No
262	GOM_NL__2PRFIN20070314_235234_000000442056_00231_26337_0649.N1	14-MAR-2007 23:52:34	Straylight	44.000	64	Gam Cen	2.2000	10600.	88	26337	No
263	GOM_NL__2PRFIN20070314_235443_000000512056_00231_26337_0650.N1	14-MAR-2007 23:54:43	Straylight	51.000	123	lot Cen	2.7500	10200.	102	26337	No

3. Quality information per product

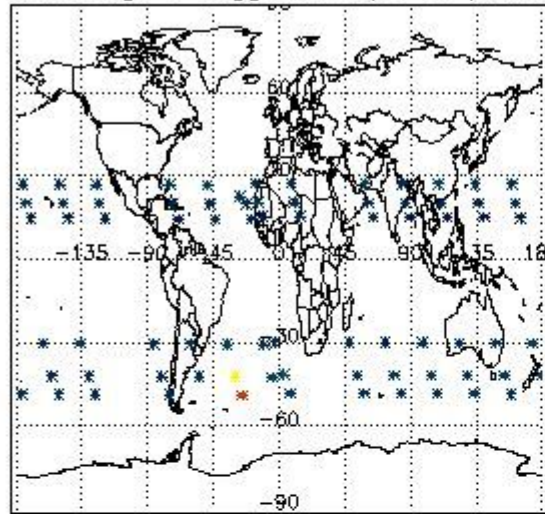
In this section it is plotted some information contained in the Quality Summary data set of the level 2 products. Only products in dark limb conditions and without errors (error flag in the MPH set to "0") are used.

3.1 Plot quality information per product (time dependant)

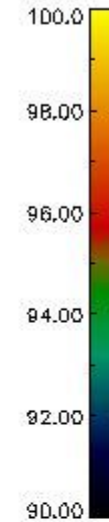
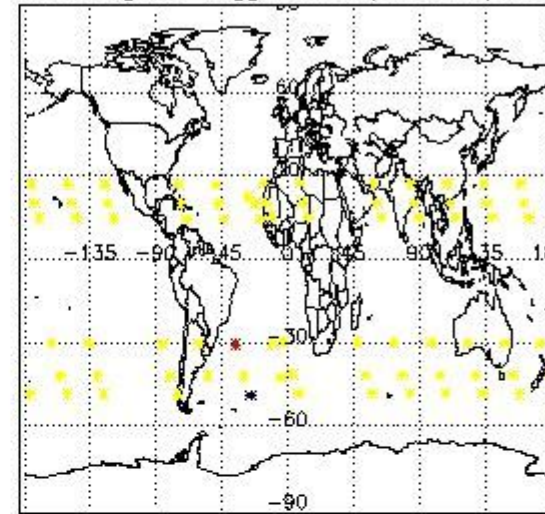


3.2 Plot quality information per product (world map)

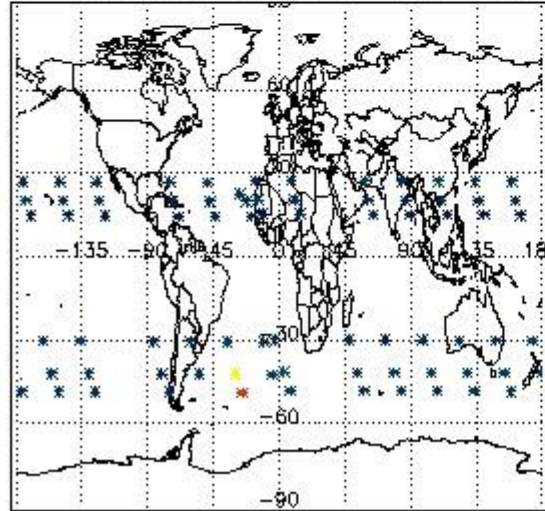
Percentage of flagged data per O3 profile




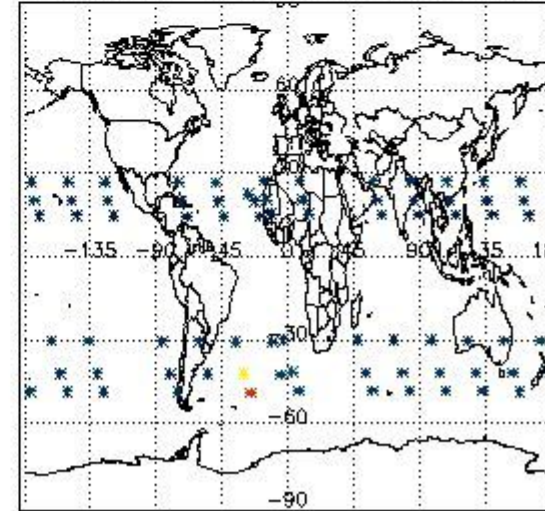
Percentage of flagged data per H2O profile



Percentage of flagged data per NO2 profile



Percentage of flagged data per NO3 profile

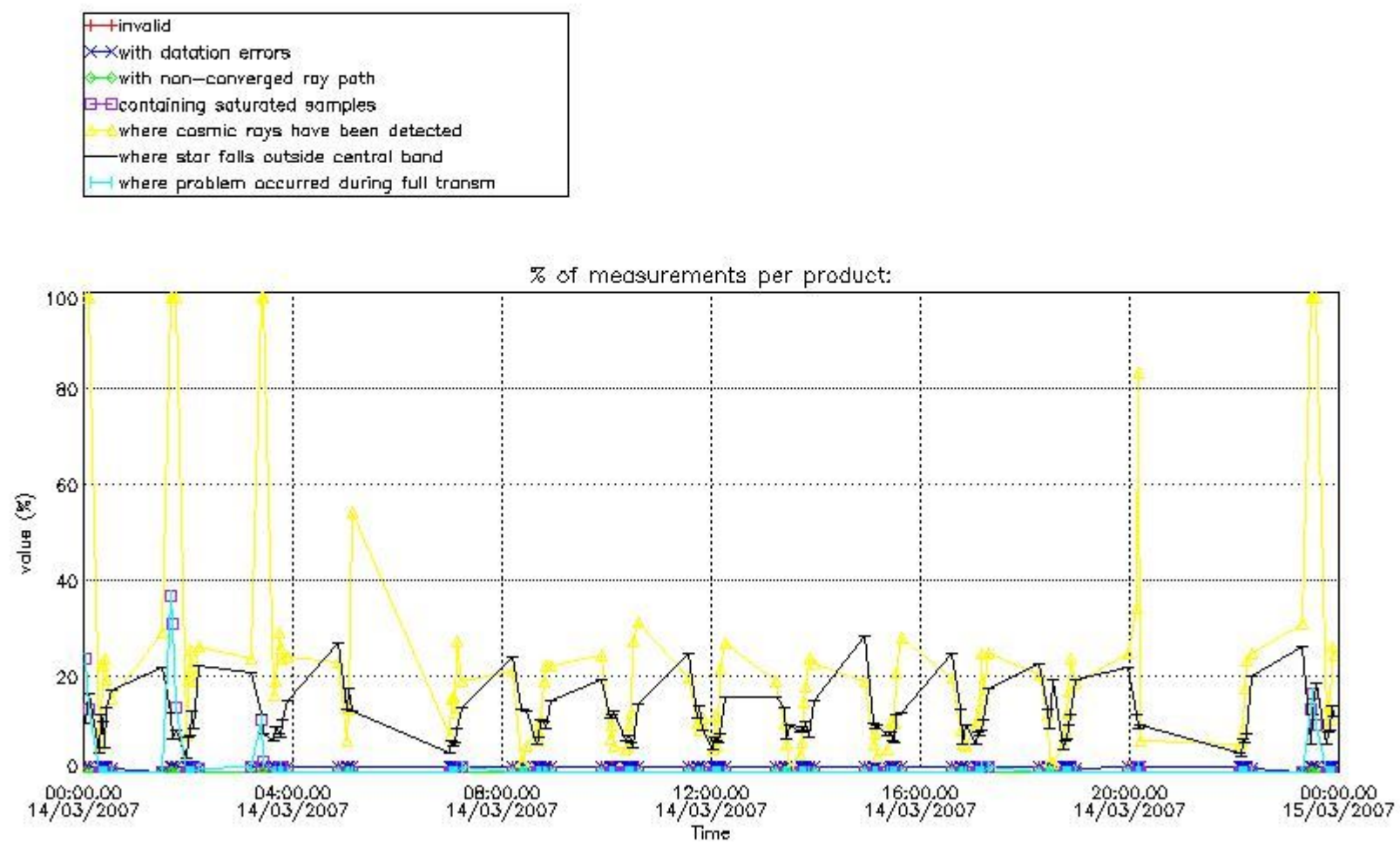


4. Level 1 quality information per product

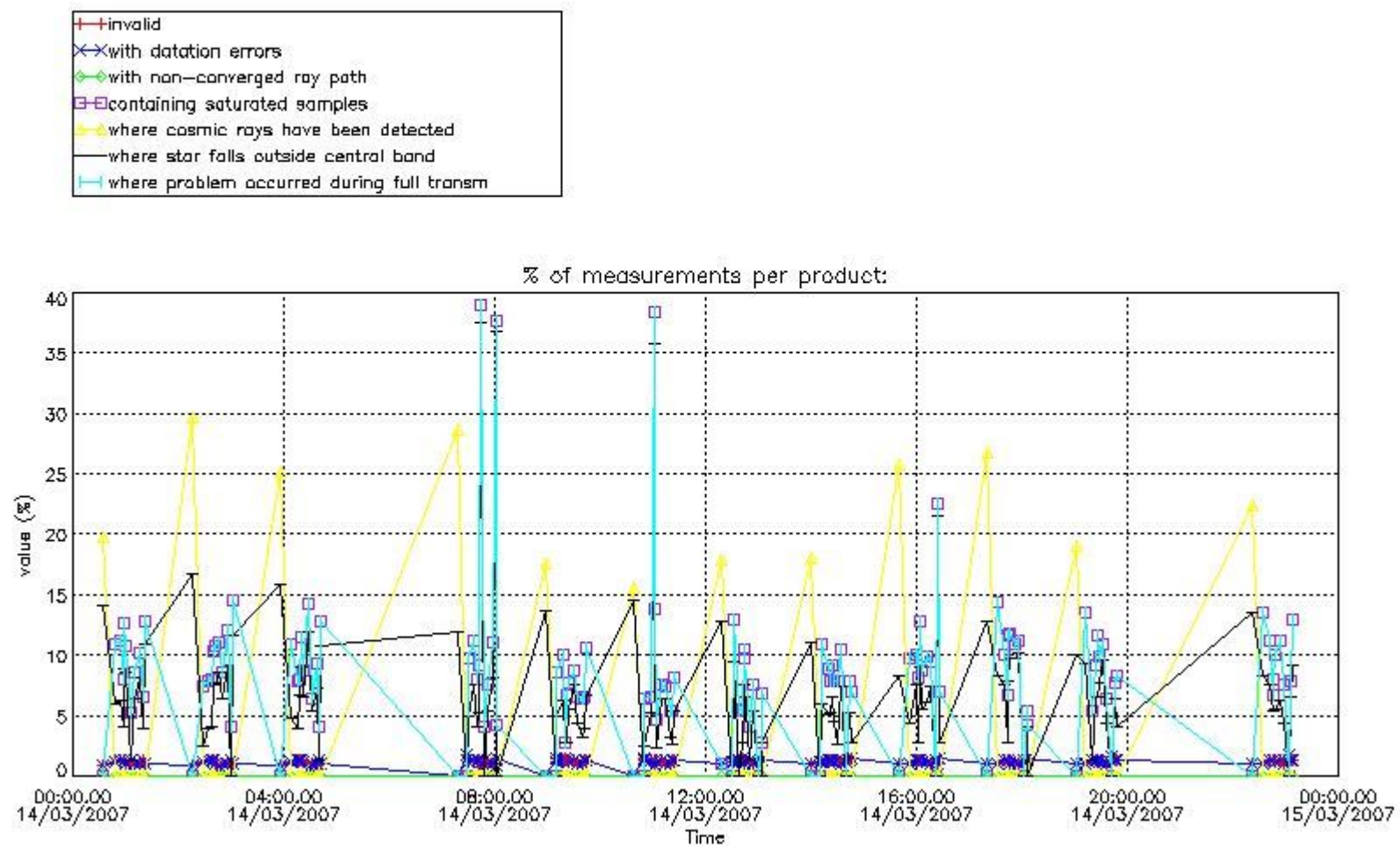
In this section it is plotted some information contained in the Quality Summary data set of the level 2 products that comes from the level 1b processing. Products without errors (error flag in the MPH set to "0") are used.

4.1 Plot quality information per product (time dependant) coming from level 1b processing

4.1.1 Plot level 1 quality information per product (time dependant): ENVISAT ASCENDING passes



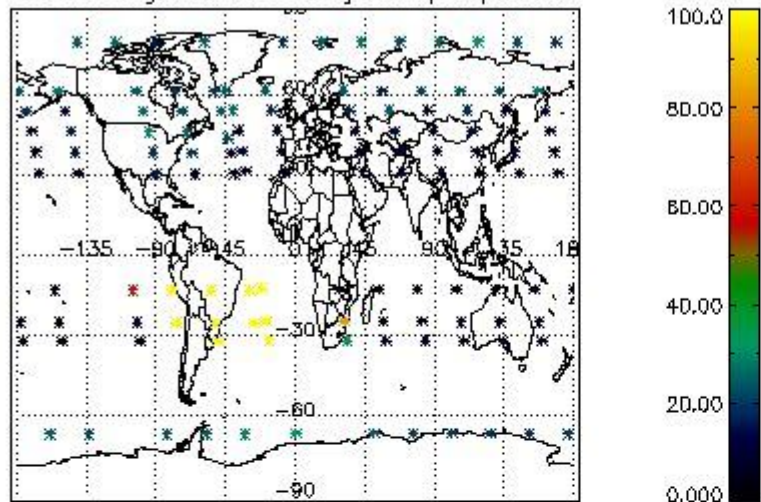
4.1.2 Plot level 1 quality information per product (time dependant): ENVI SAT DESCENDING passes



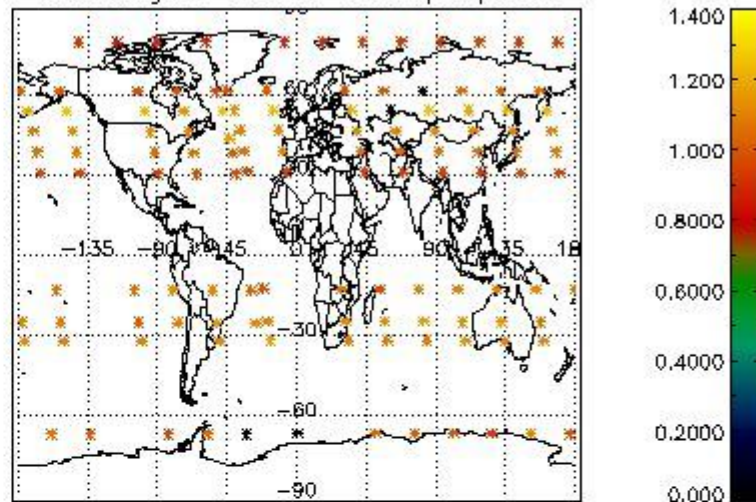
4.2 Plot quality information per product coming from level 1b processing (world map)

4.2.1 Plot level 1 quality information per product (world map): ENVISAT ASCENDING passes

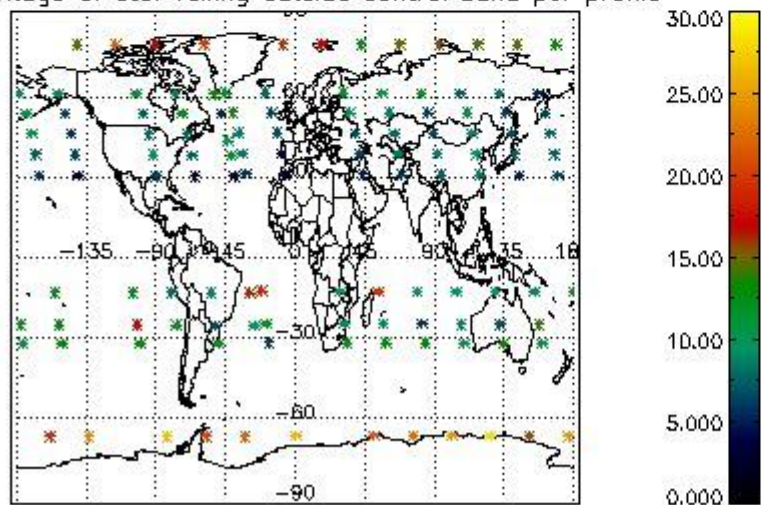
Percentage of cosmic ray hits per profile



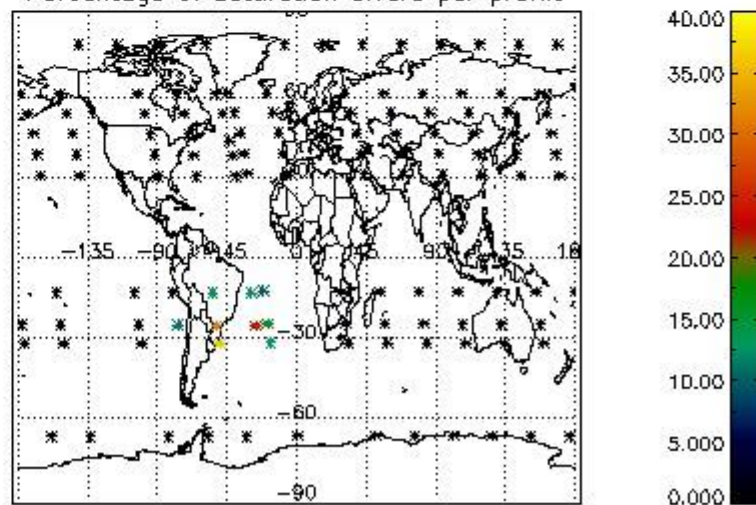
Percentage of datation errors per profile



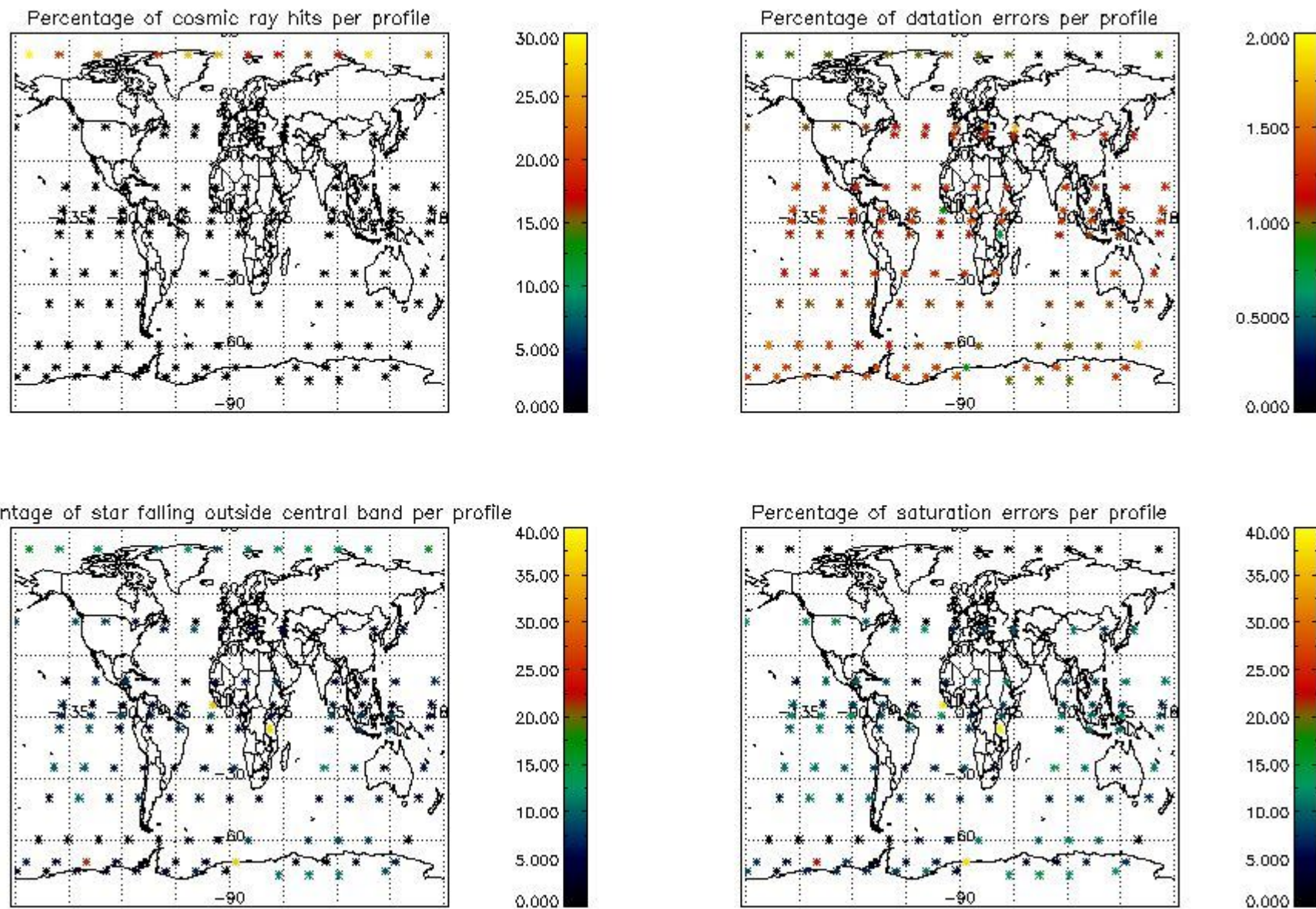
Percentage of star falling outside central band per profile



Percentage of saturation errors per profile



4.2.2 Plot level 1 quality information per product (world map): ENVISAT DESCENDING passes



5. Trace gas profiles

5.1 Ozone statistics based on quality of products

The final quality of the products can be "measured" using the STD (Standard Deviation) attached to every point profile. This information is written to the parameter GOM_NL__2P/NL_LOCAL_SPECIES_DENSITY/o3_std of the level 2 products. The table below shows the statistics for given STD ranges.

The statistics are given with respect to the overall valid production:

- Products without fatal errors: GOM_NL__2P/MPH/PRODUCT_ERR=0
- Valid point profile: GOM_NL__2P/NL_LOCAL_SPECIES_DENSITY/pcd(0)=0

The 'Criteria' is applied to valid points of dark limb products:

- Products in dark limb illumination condition: GOM_NL__2P/NL_SUMMARY_QUALITY/obs_ill_cond=0
- Products without fatal errors: GOM_NL__2P/MPH/PRODUCT_ERR=0
- Valid point profile: GOM_NL__2P/NL_LOCAL_SPECIES_DENSITY/pcd(0)=0

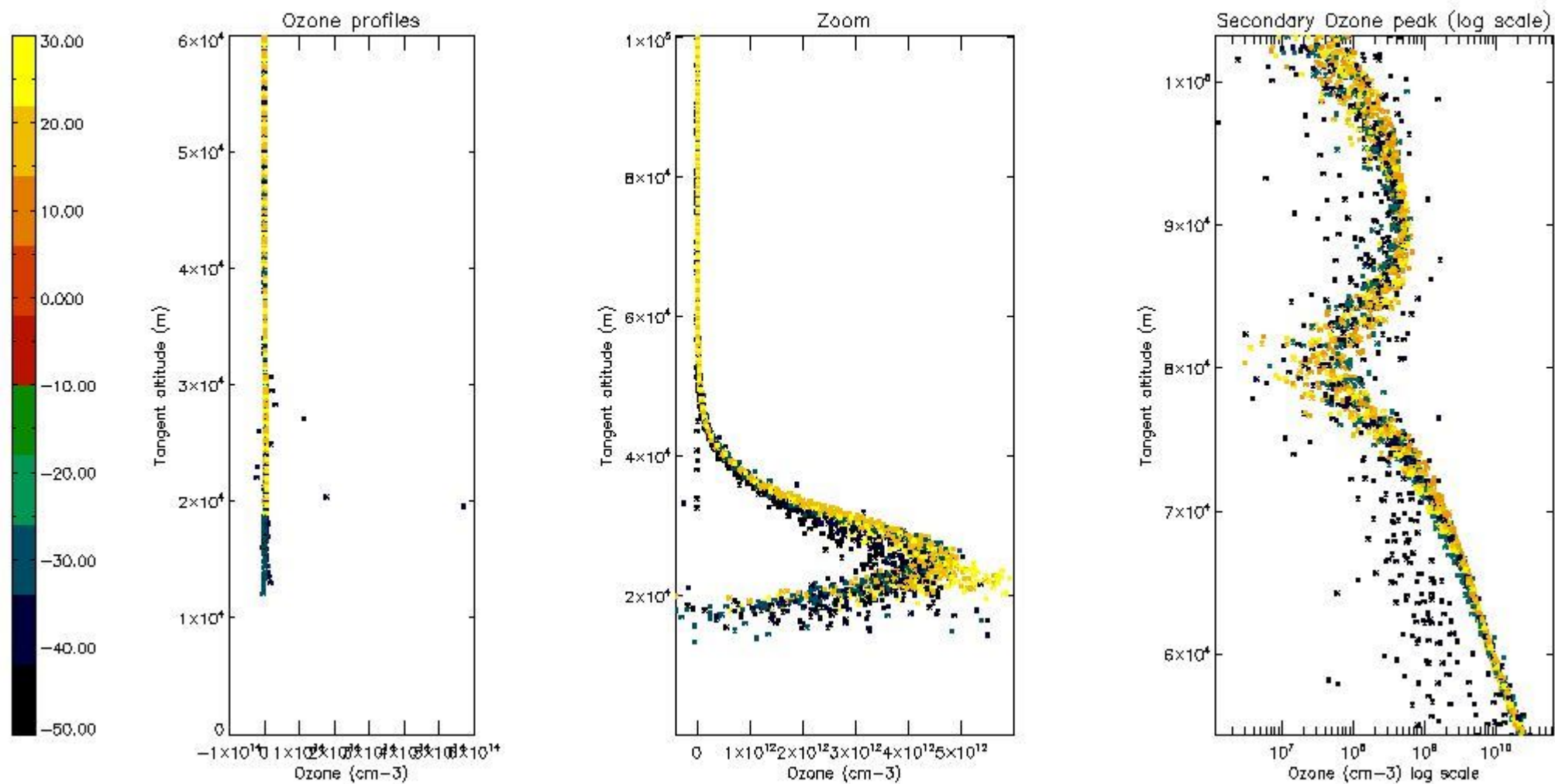
So, the table below shows the percentage of dark limb and valid observations for each criteria with respect to the overall valid daily observations.

Criteria	% of total production
All STD	31
STD < 20	19

STD < 10	16
STD < 5	12

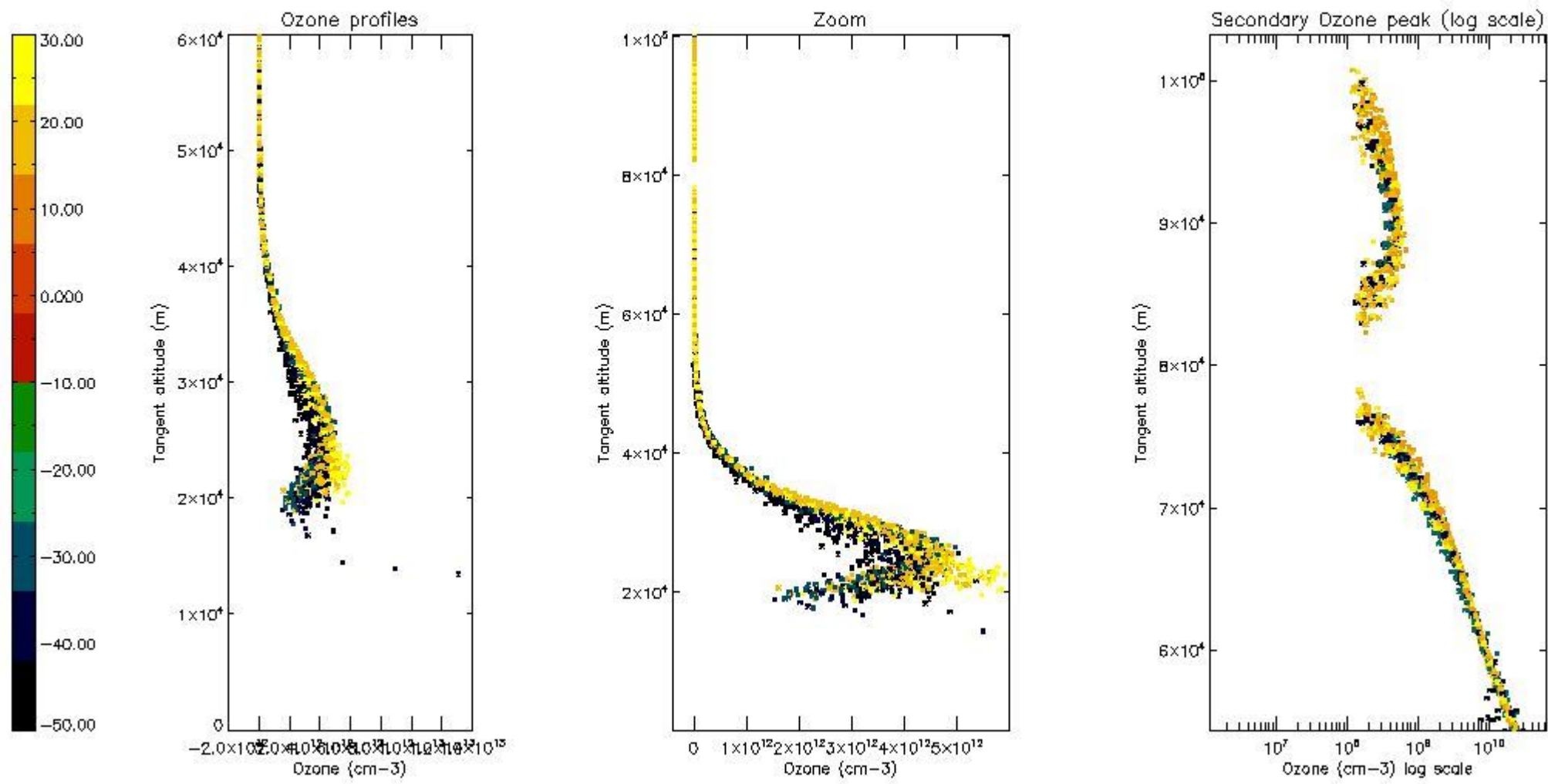
5.2 Plot ozone profiles for all STD (dark without errors)

The colorbar represents the latitude.



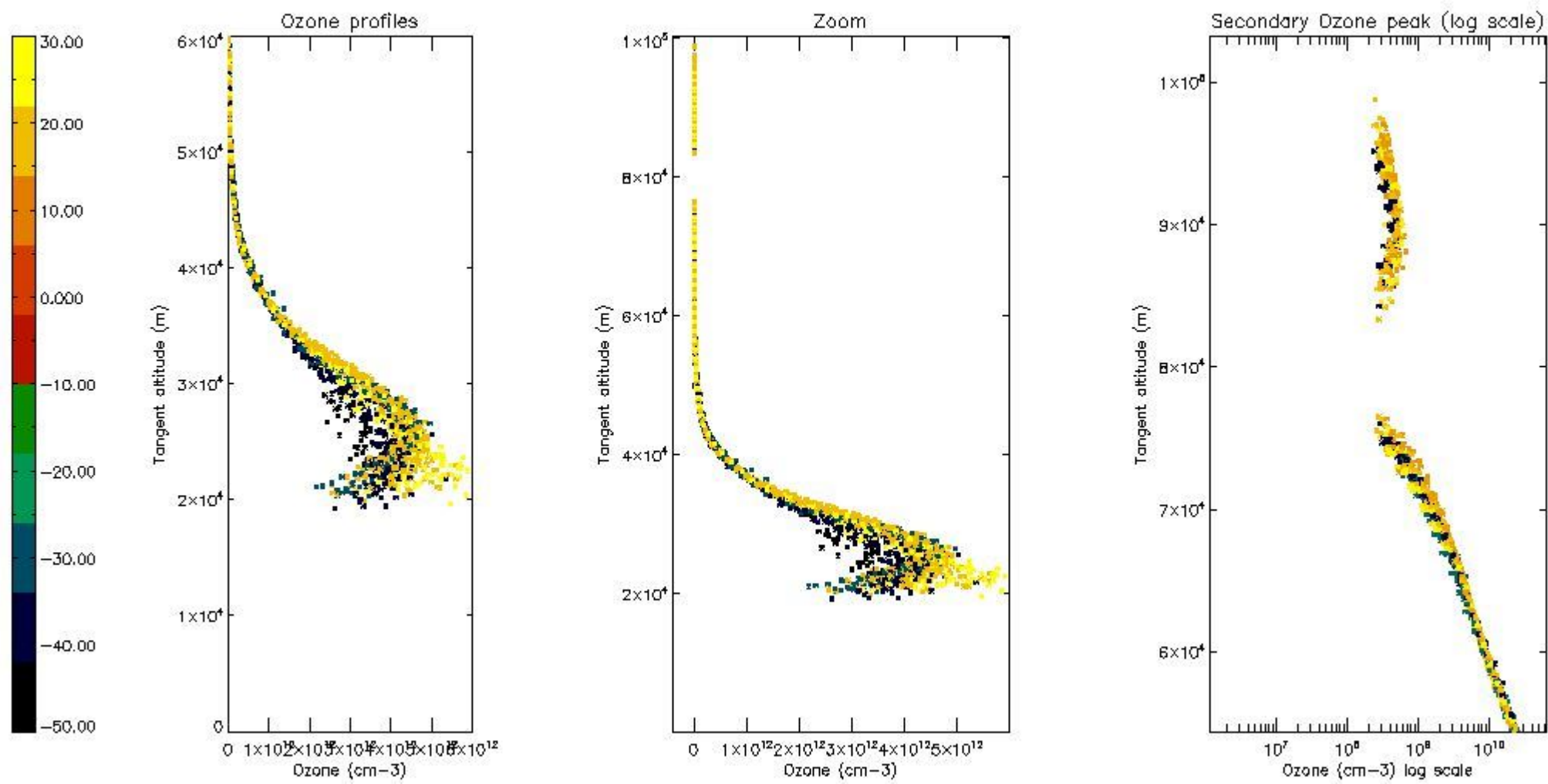
5.3 Plot ozone profiles where STD < 20% (dark without errors)

The colorbar represents the latitude.



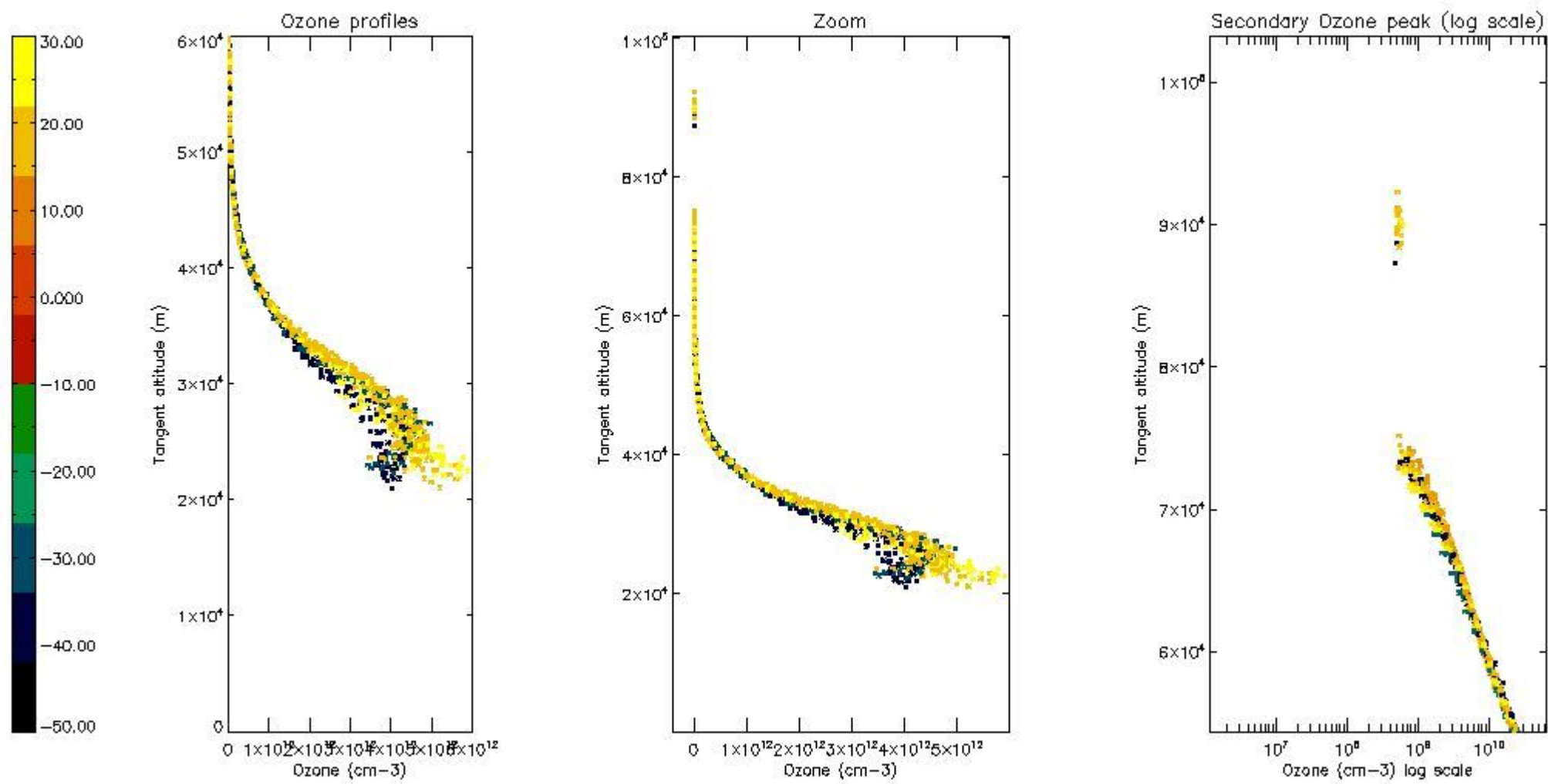
5.4 Plot ozone profiles where STD < 10% (dark without errors)

The colorbar represents the latitude.



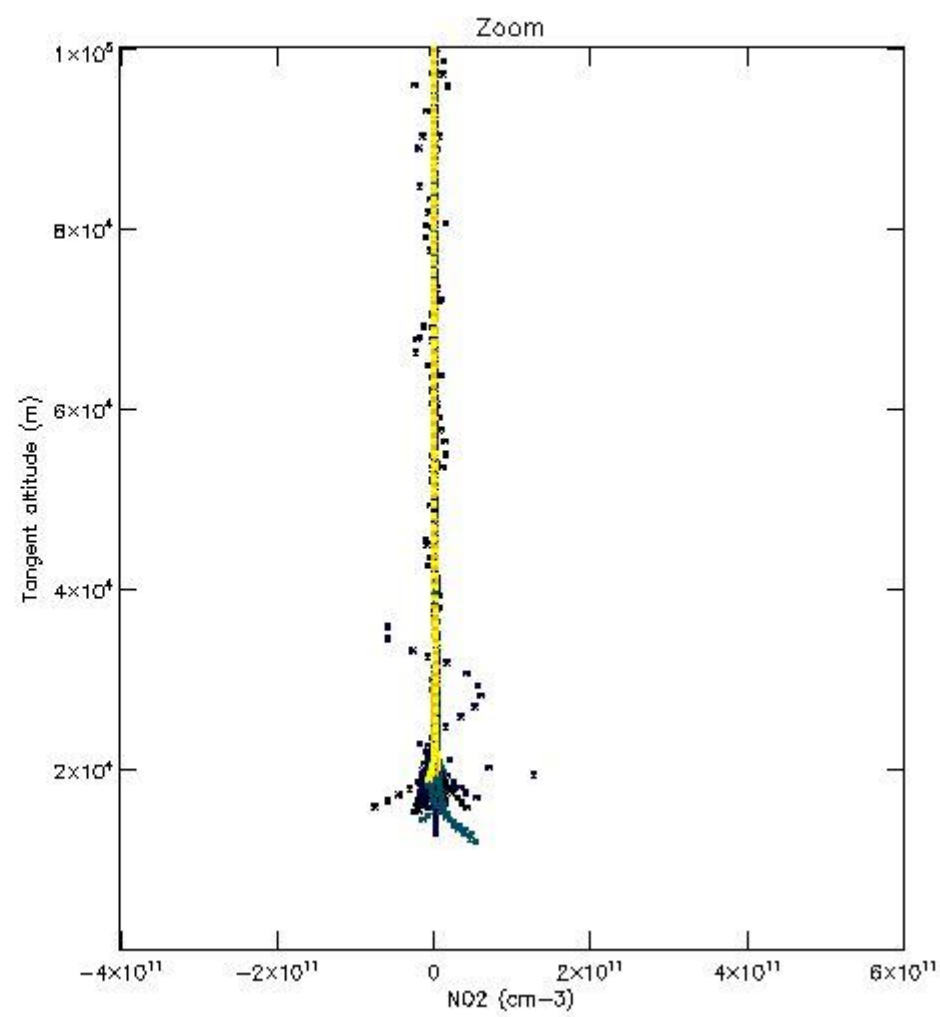
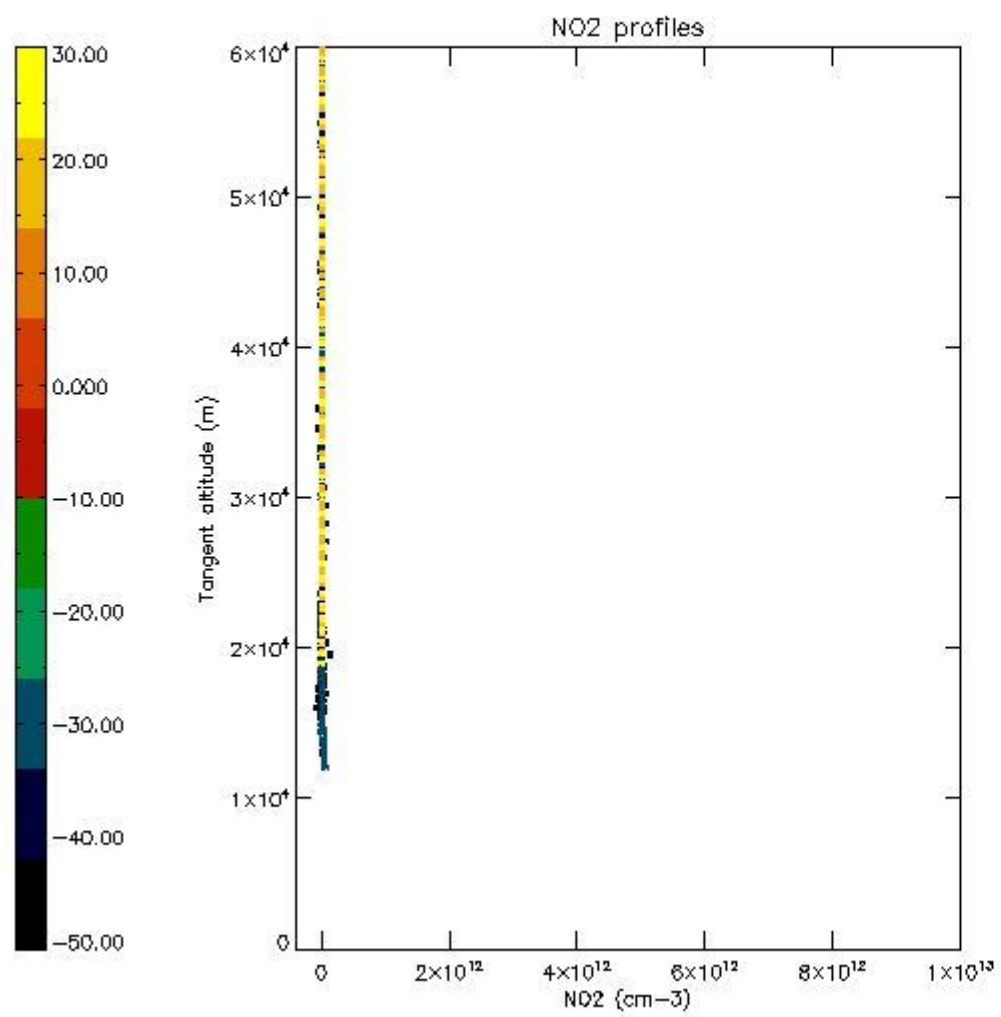
5.5 Plot ozone profiles where STD < 5% (dark without errors)

The colorbar represents the latitude.



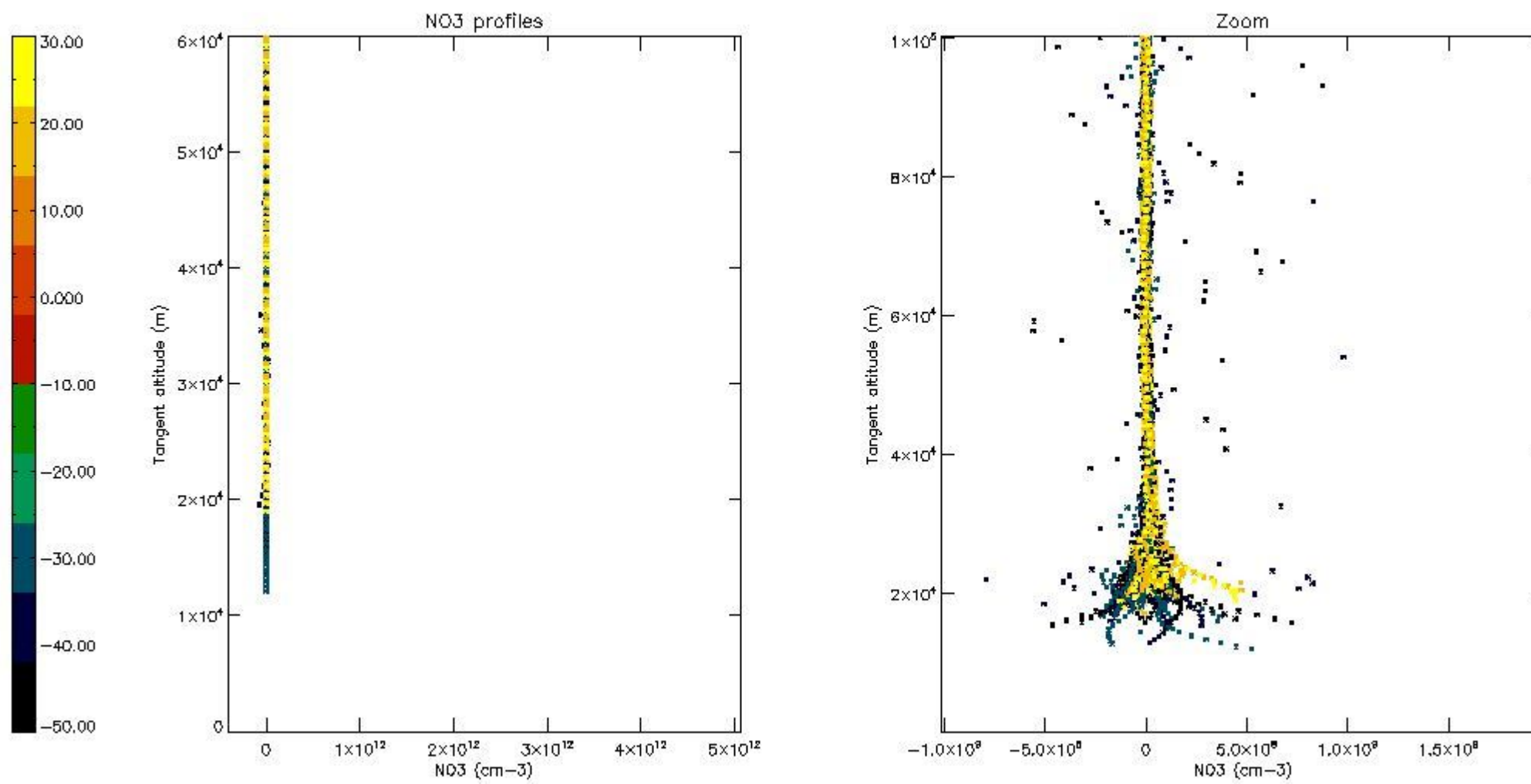
5.6 Plot NO₂ profiles for all STD (dark without errors)

The colorbar represents the latitude.



5.7 Plot NO3 profiles for all STD (dark without errors)

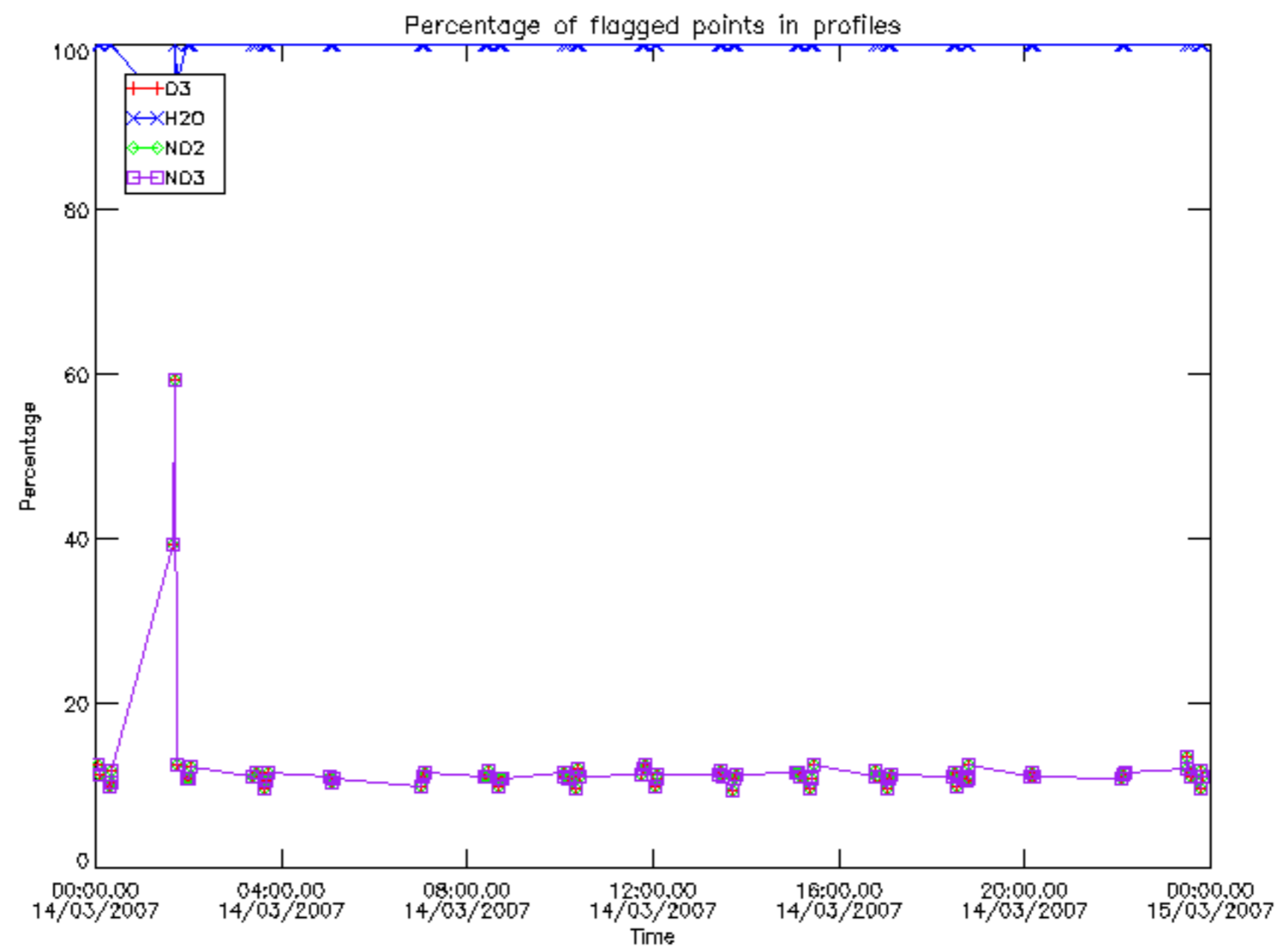
The colorbar represents the latitude.



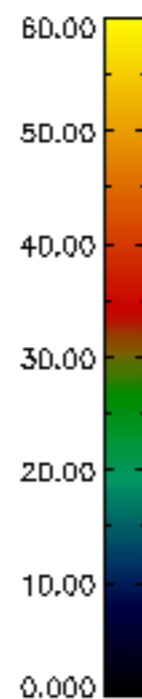
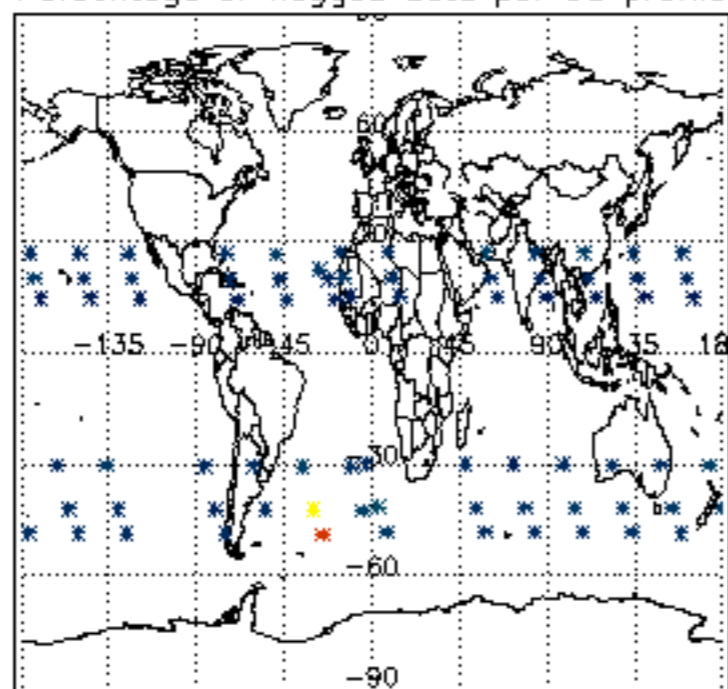
6. Auxiliary Data Files used for the production reported in section 2

The number reported in the third column indicates since which file (see list in section 2) the corresponding auxiliary file has been used. The fourth column is the date of those product files.

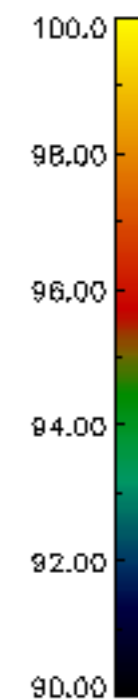
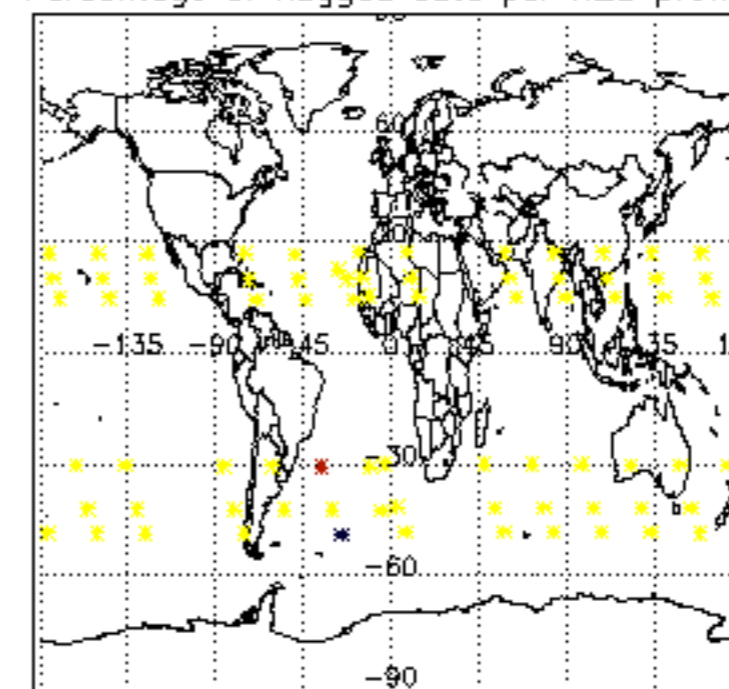
Type	Auxiliary Filename	Used since product	Used since product date
INST_PHYS_CHARACTERISTICS	GOM_INS_AXVIEC20091111_143220_20030716_120000_20500101_000000	1	14-MAR-2007 00:01:48
LEVEL-2_PROC_CONFIG	GOM_PR2_AXVIEC20091111_152718_20020301_000000_20500101_000000	1	14-MAR-2007 00:01:48
CROSS_SECTIONS_FILE	GOM_CRS_AXVIEC20091111_154832_20020301_000000_20500101_000000	1	14-MAR-2007 00:01:48



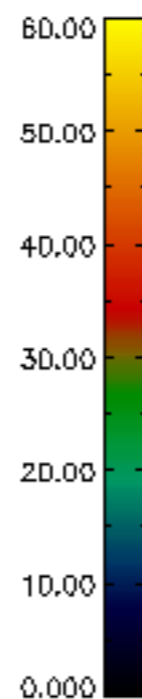
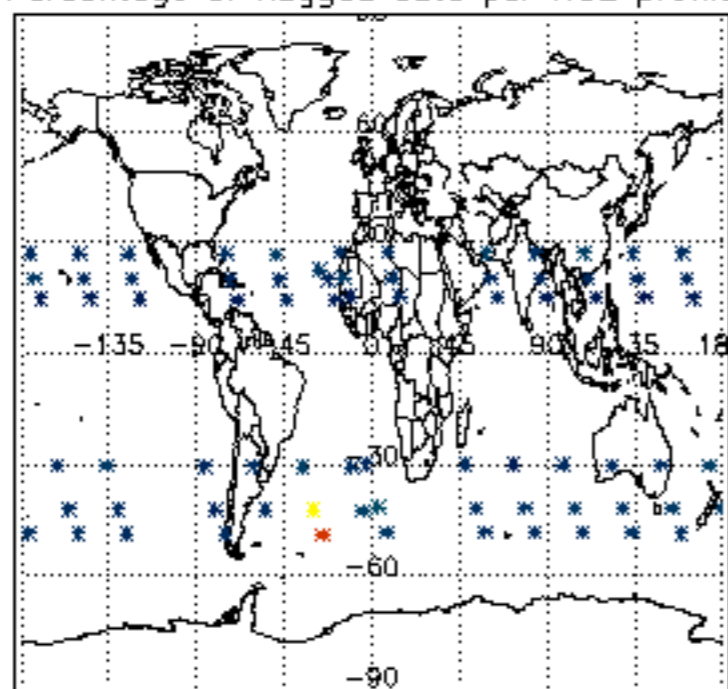
Percentage of flagged data per D3 profile



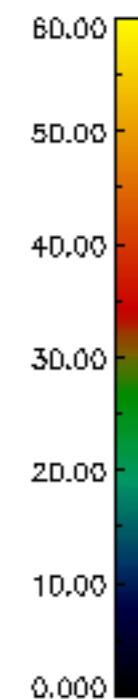
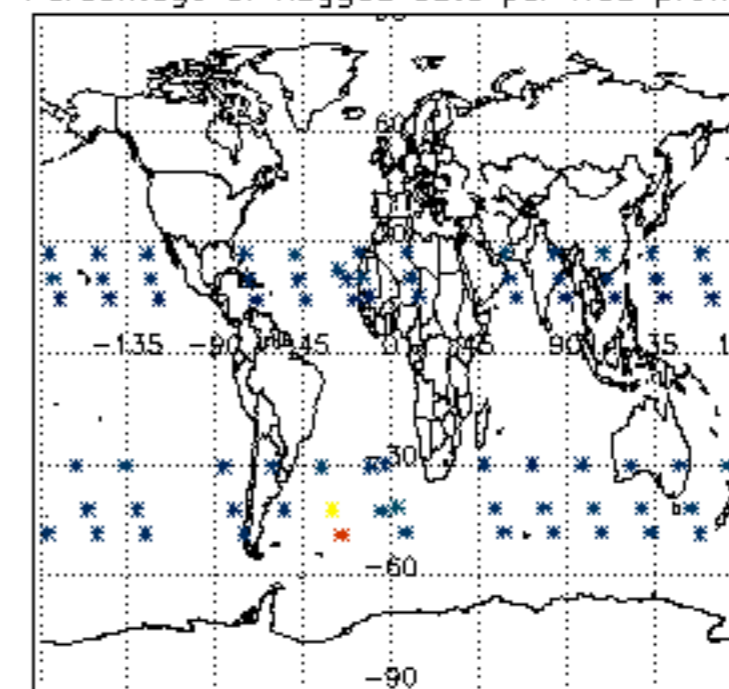
Percentage of flagged data per H2O profile

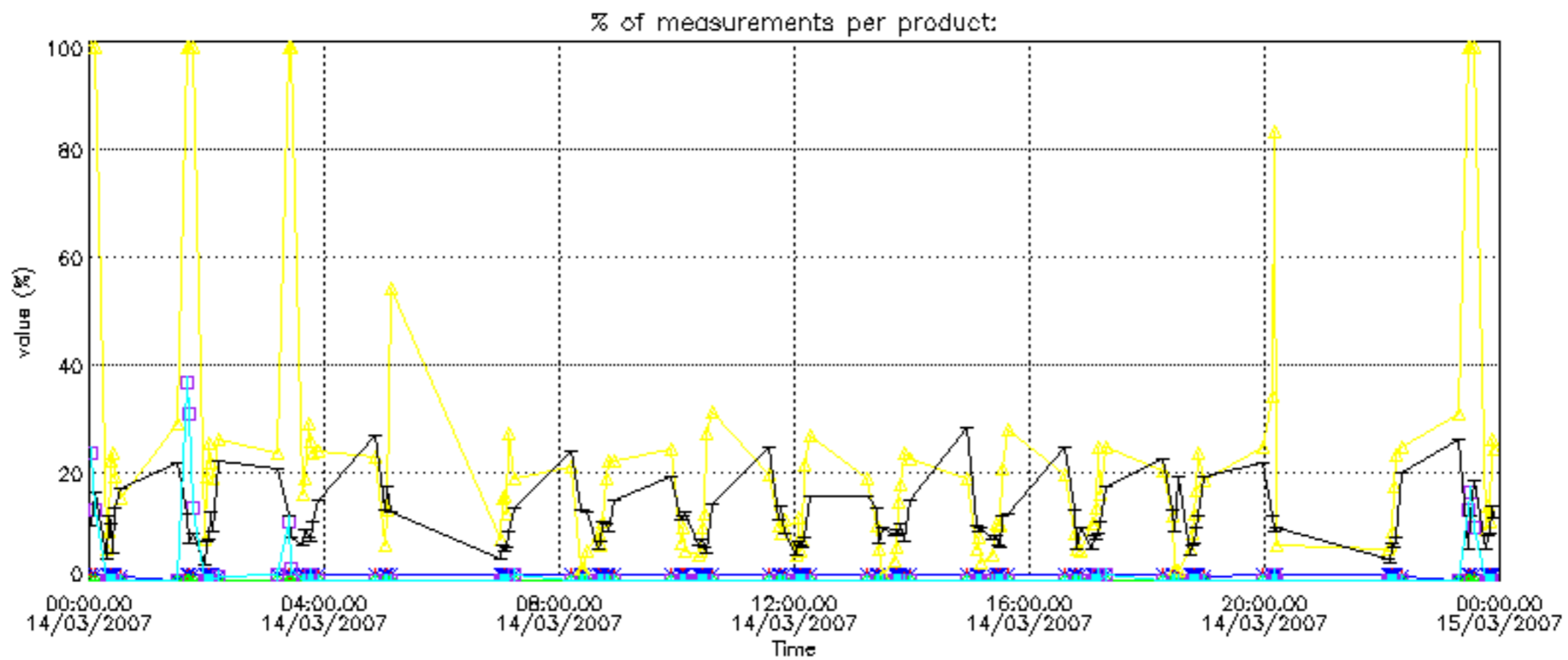
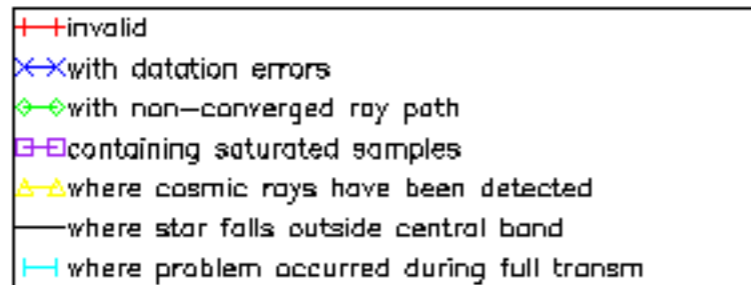


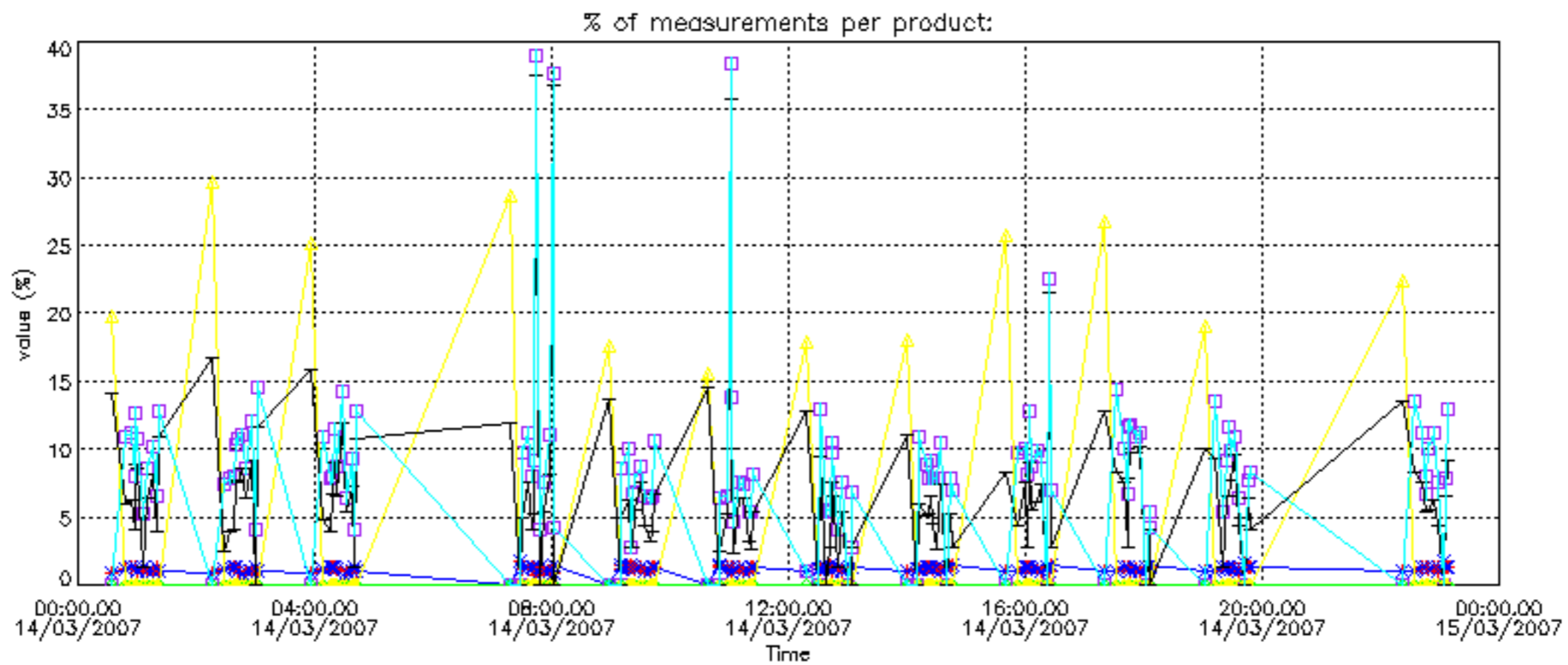
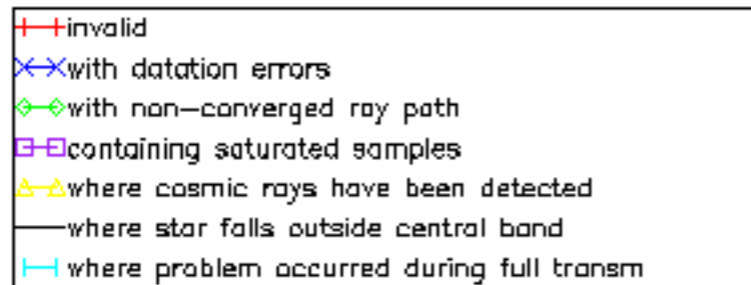
Percentage of flagged data per NO2 profile



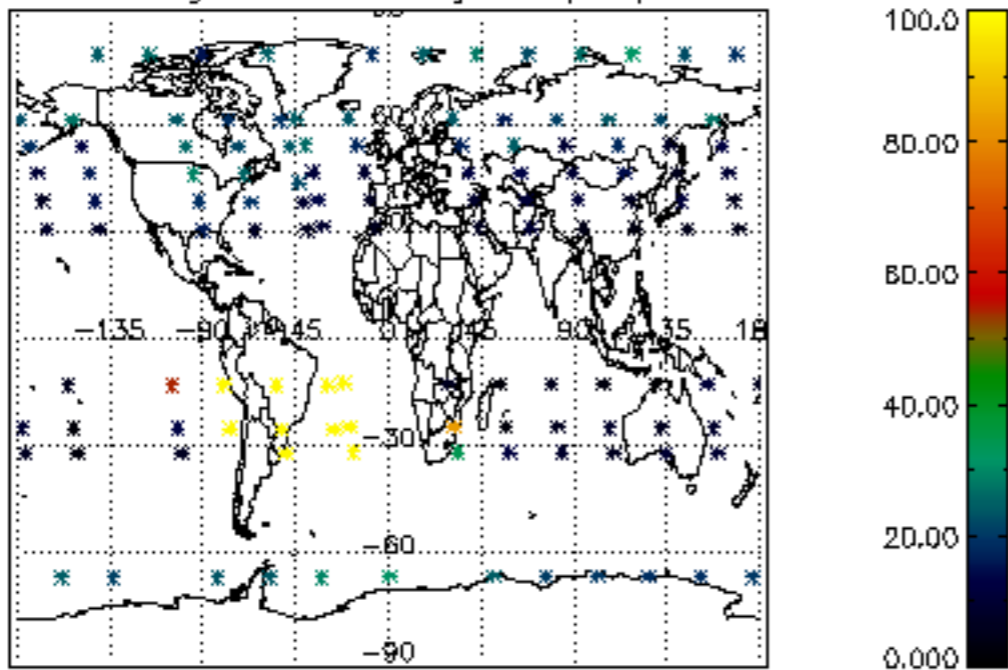
Percentage of flagged data per NO3 profile



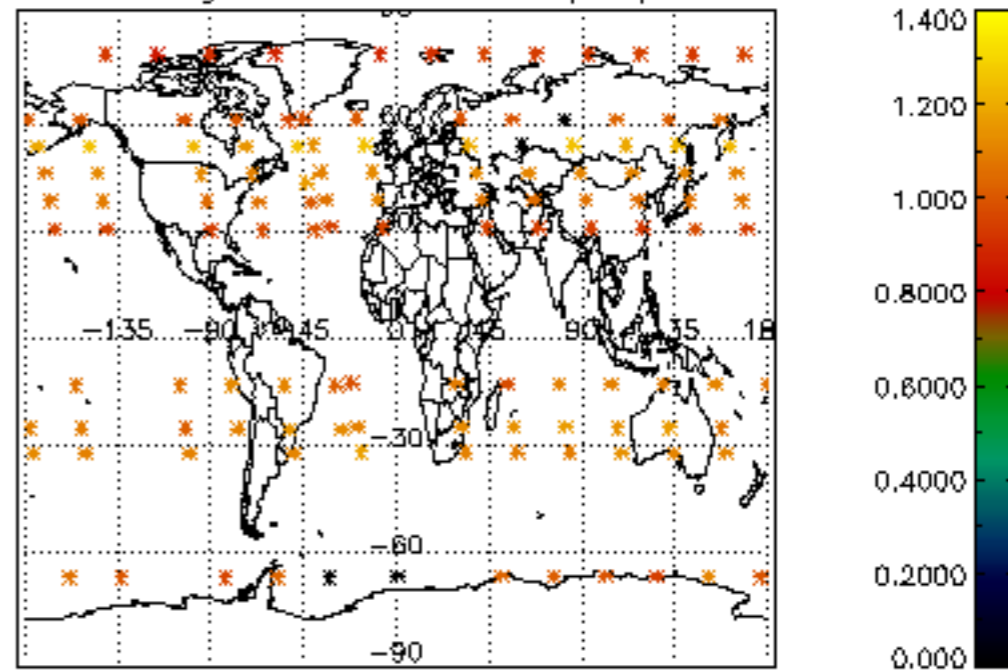




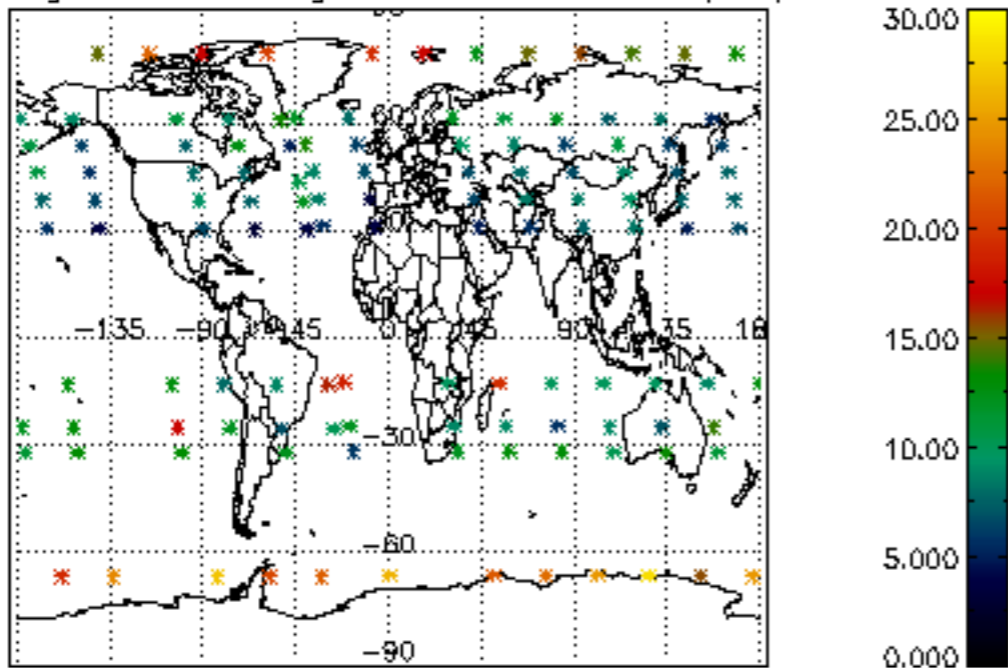
Percentage of cosmic ray hits per profile



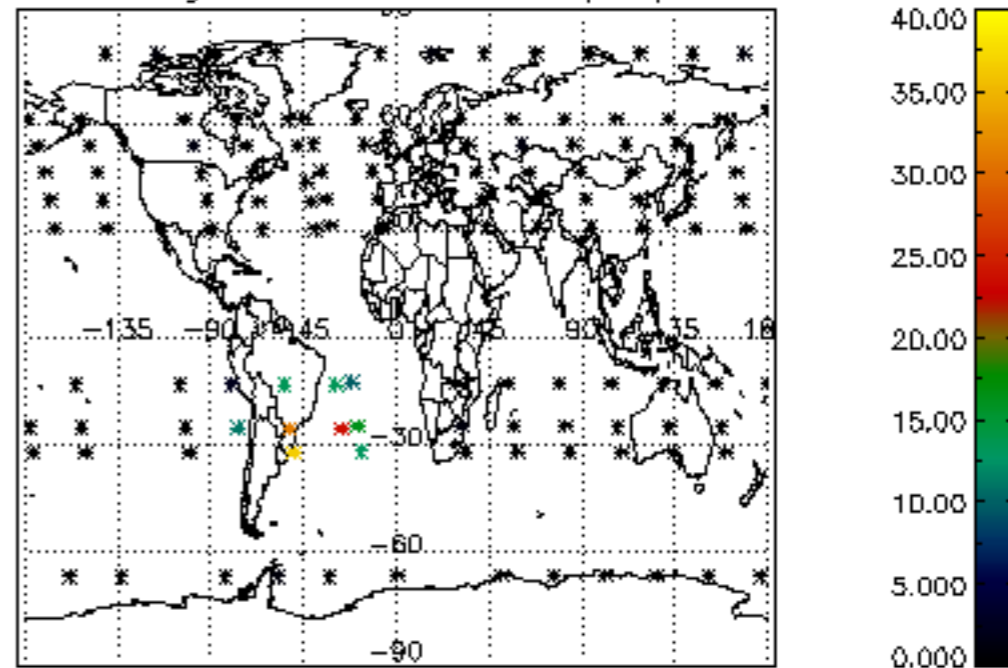
Percentage of datation errors per profile



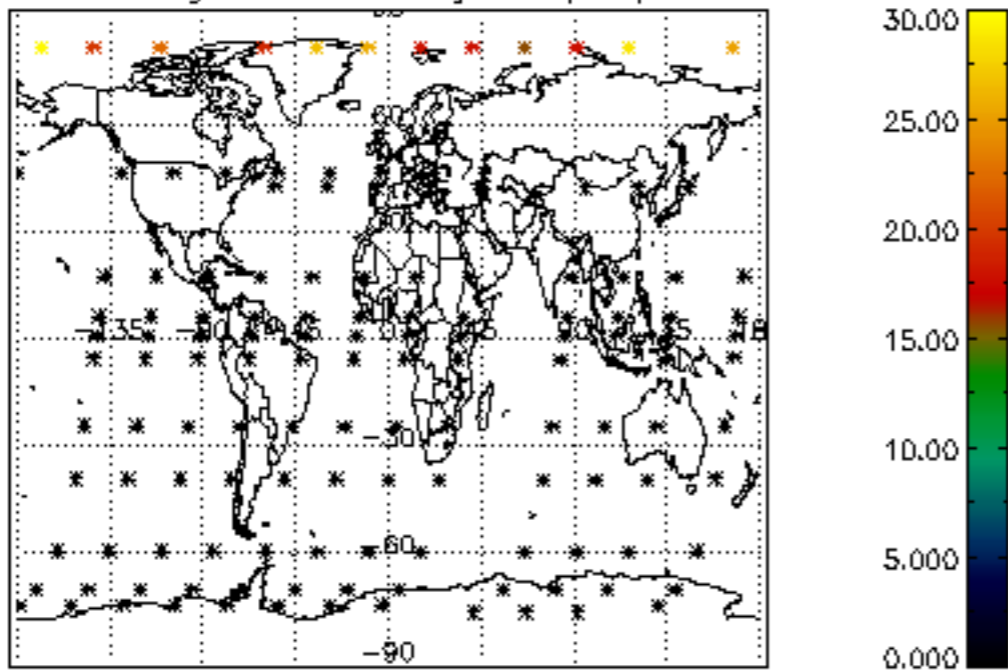
Percentage of star falling outside central band per profile



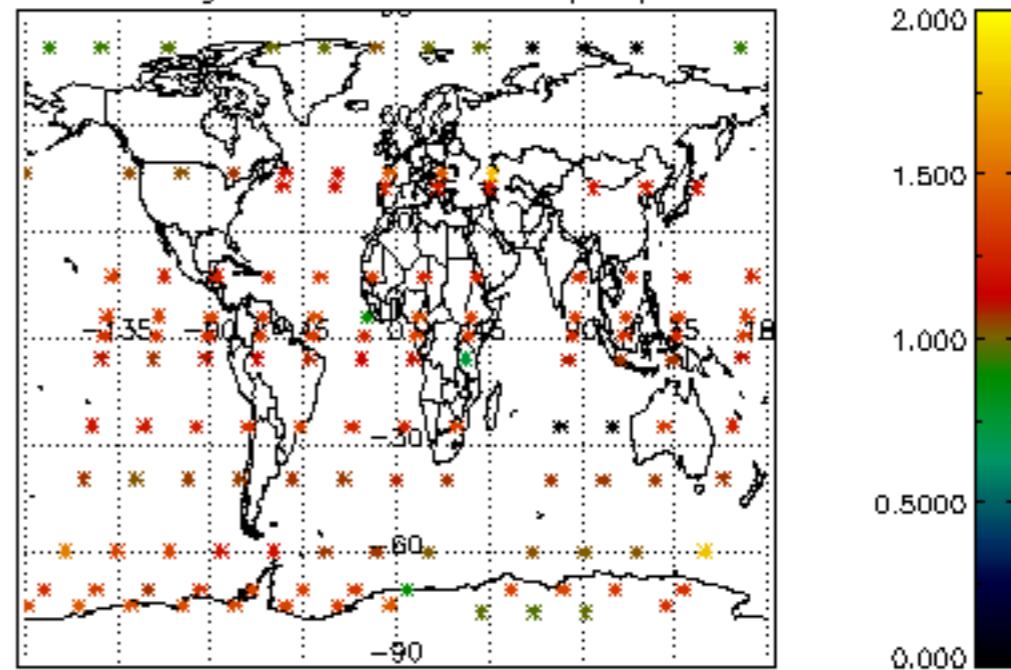
Percentage of saturation errors per profile



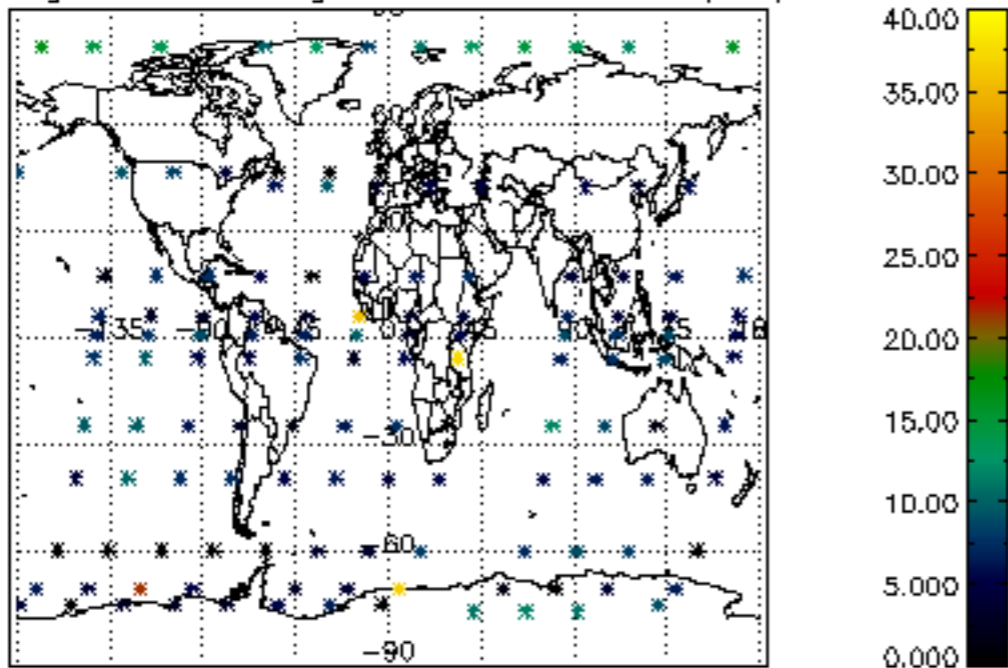
Percentage of cosmic ray hits per profile



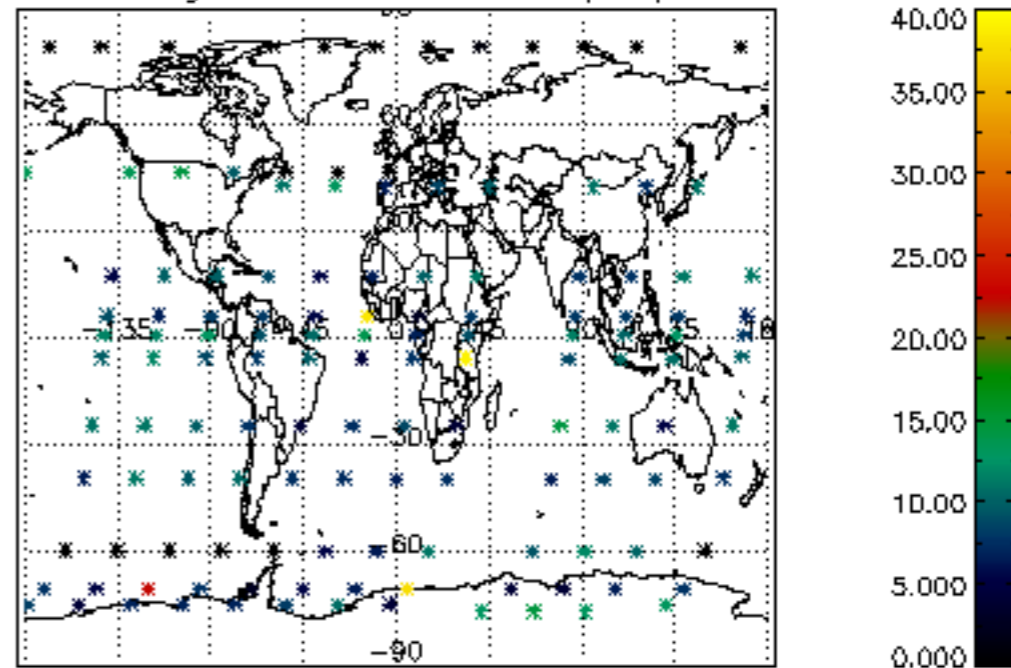
Percentage of datation errors per profile

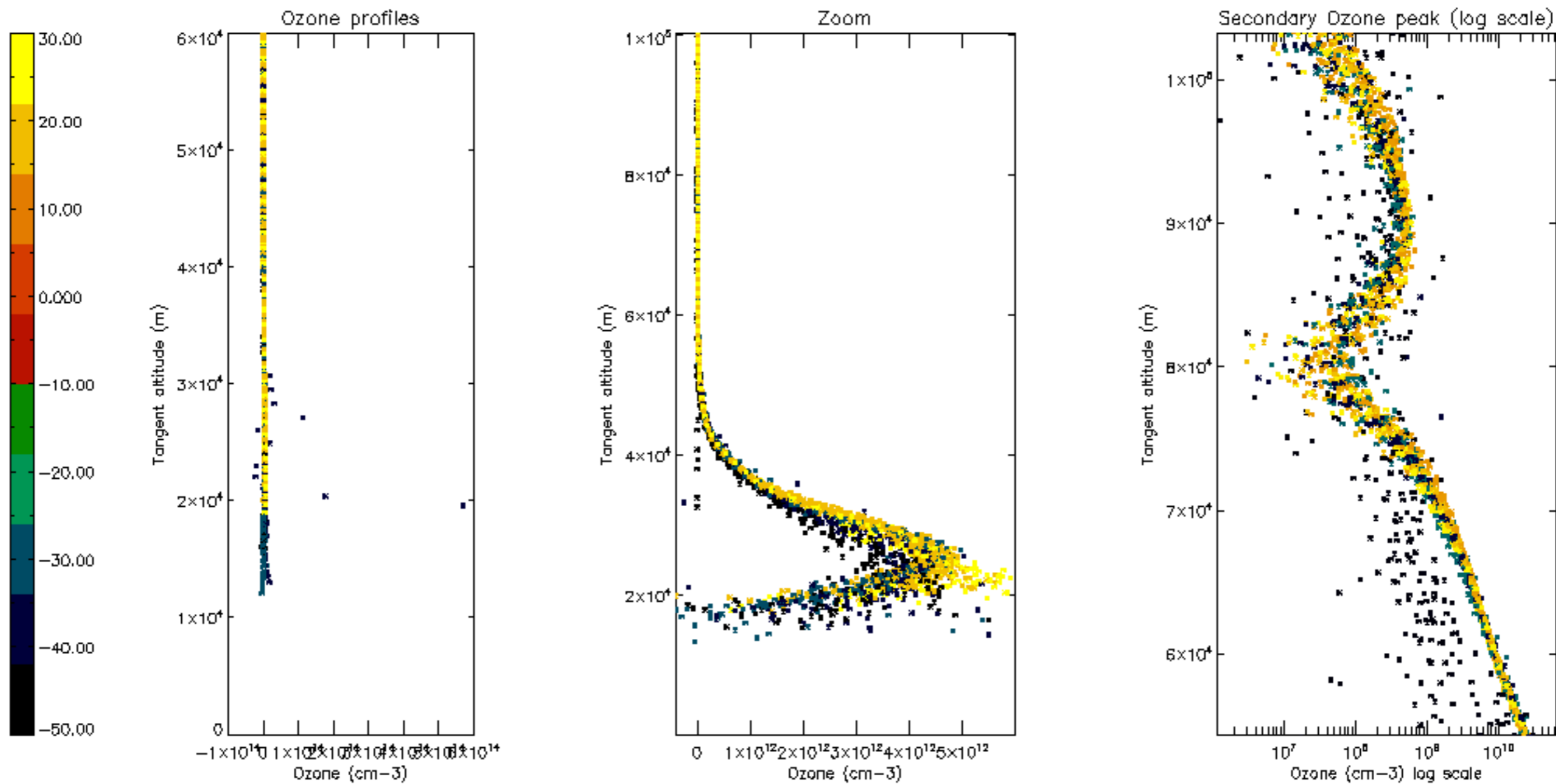


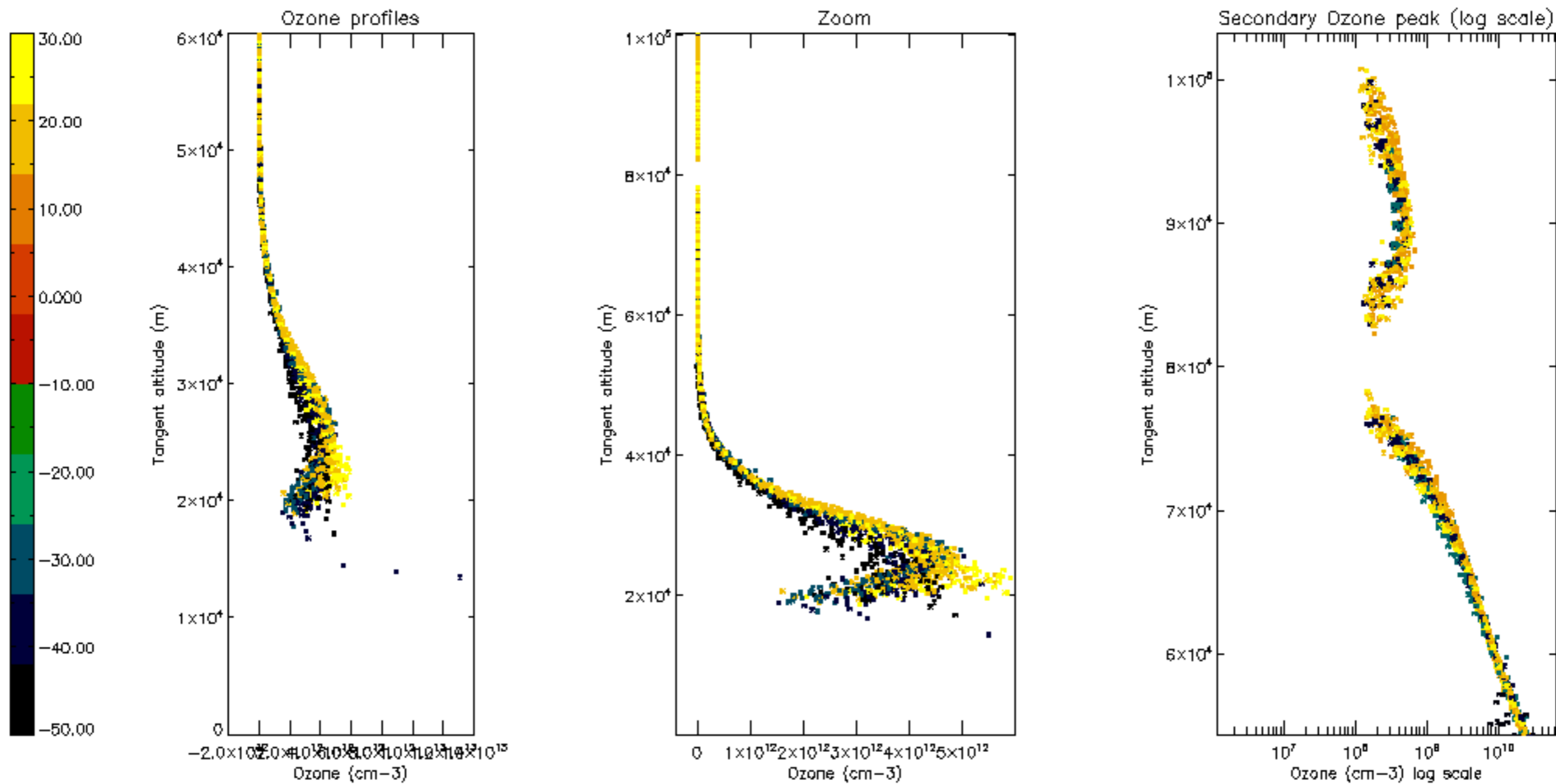
Percentage of star falling outside central band per profile

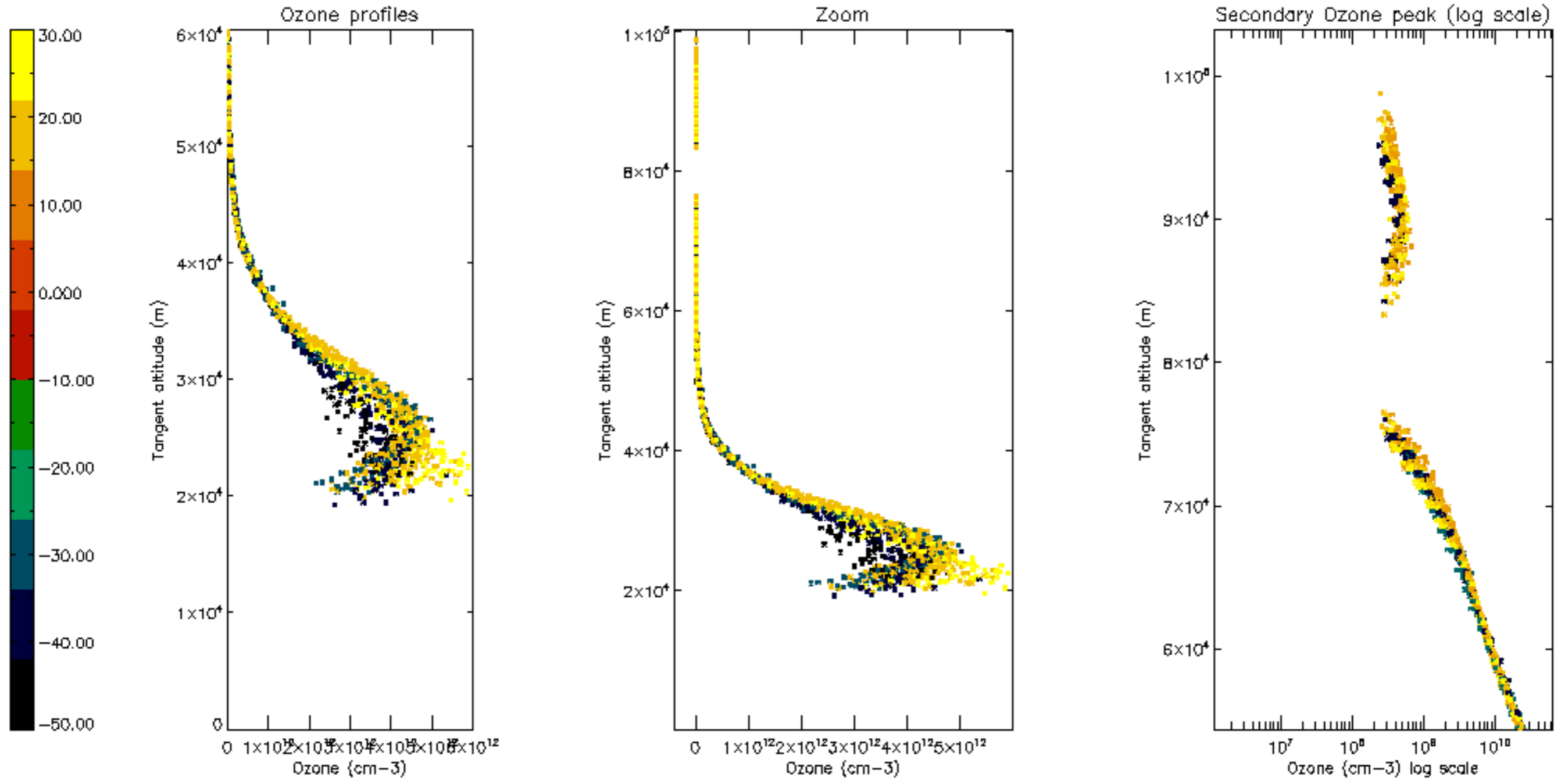


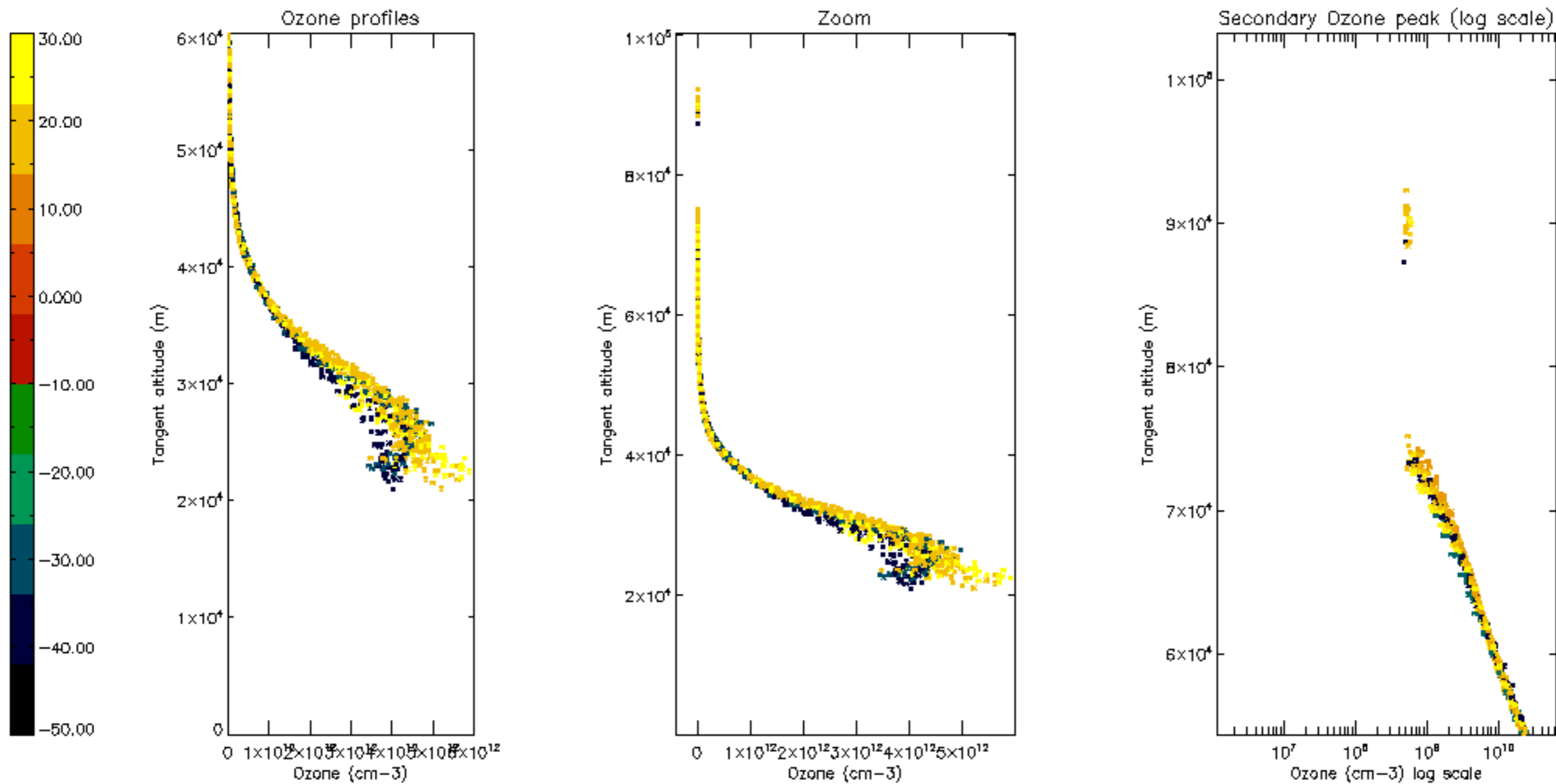
Percentage of saturation errors per profile

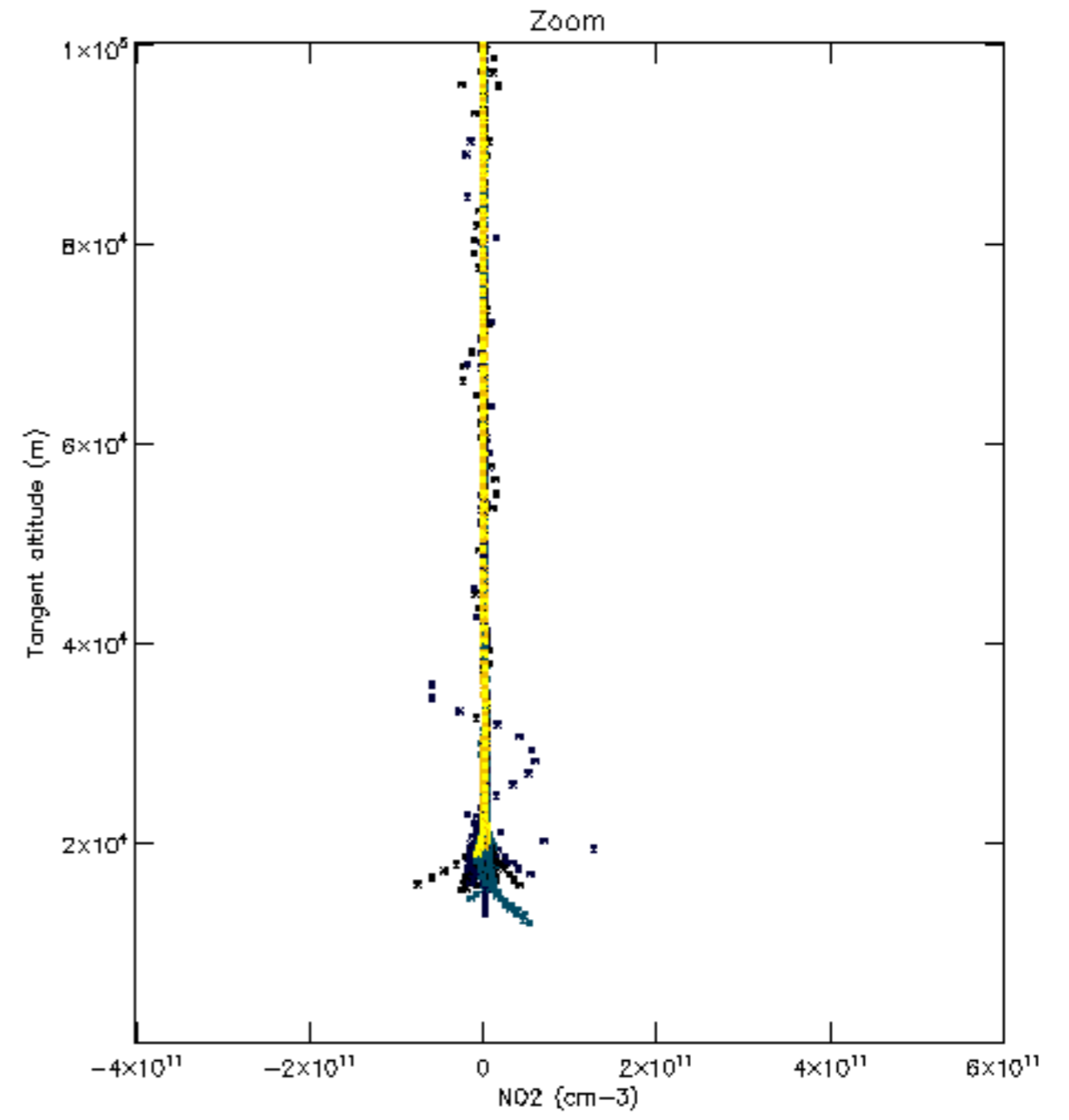
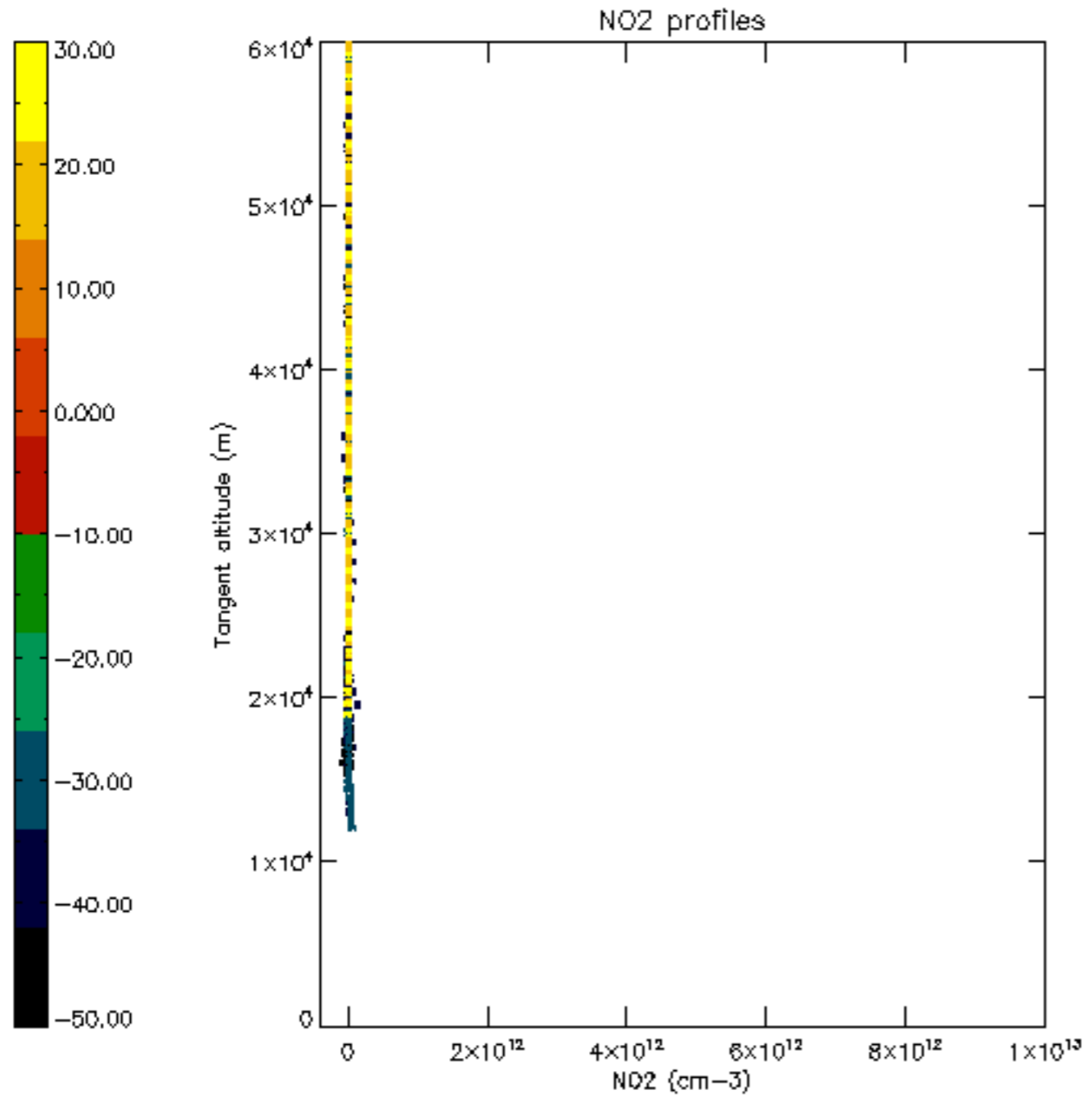


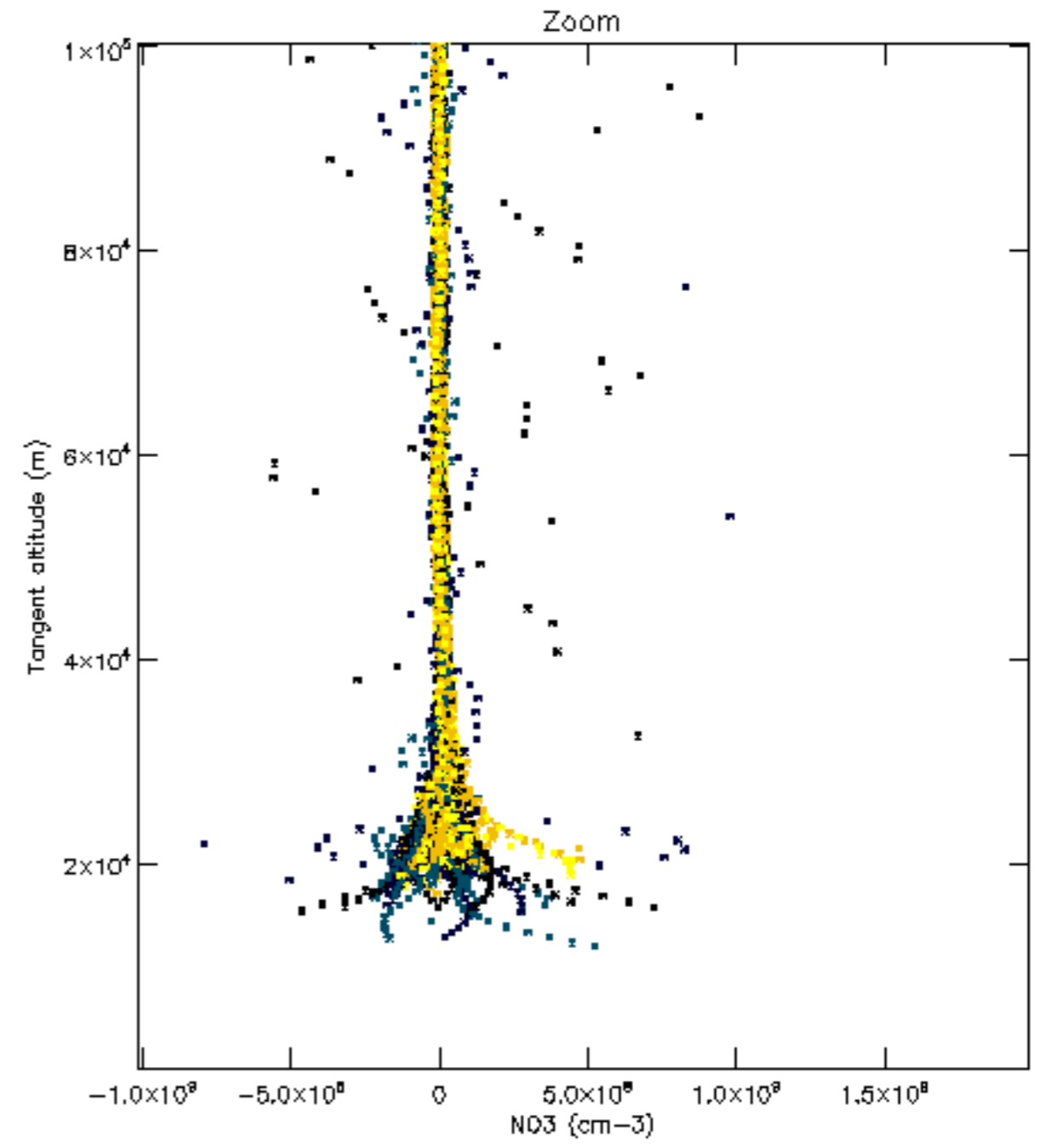
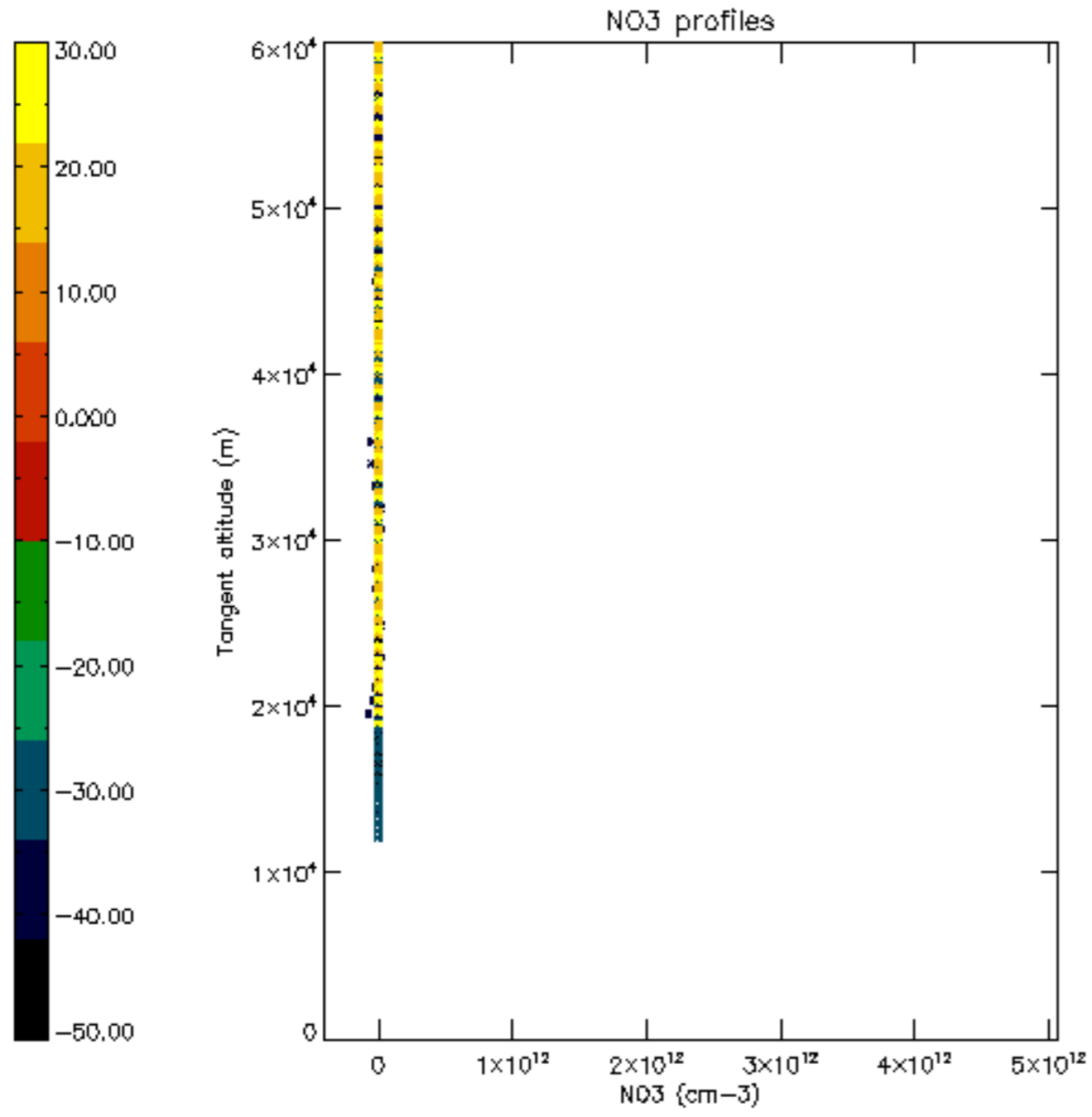


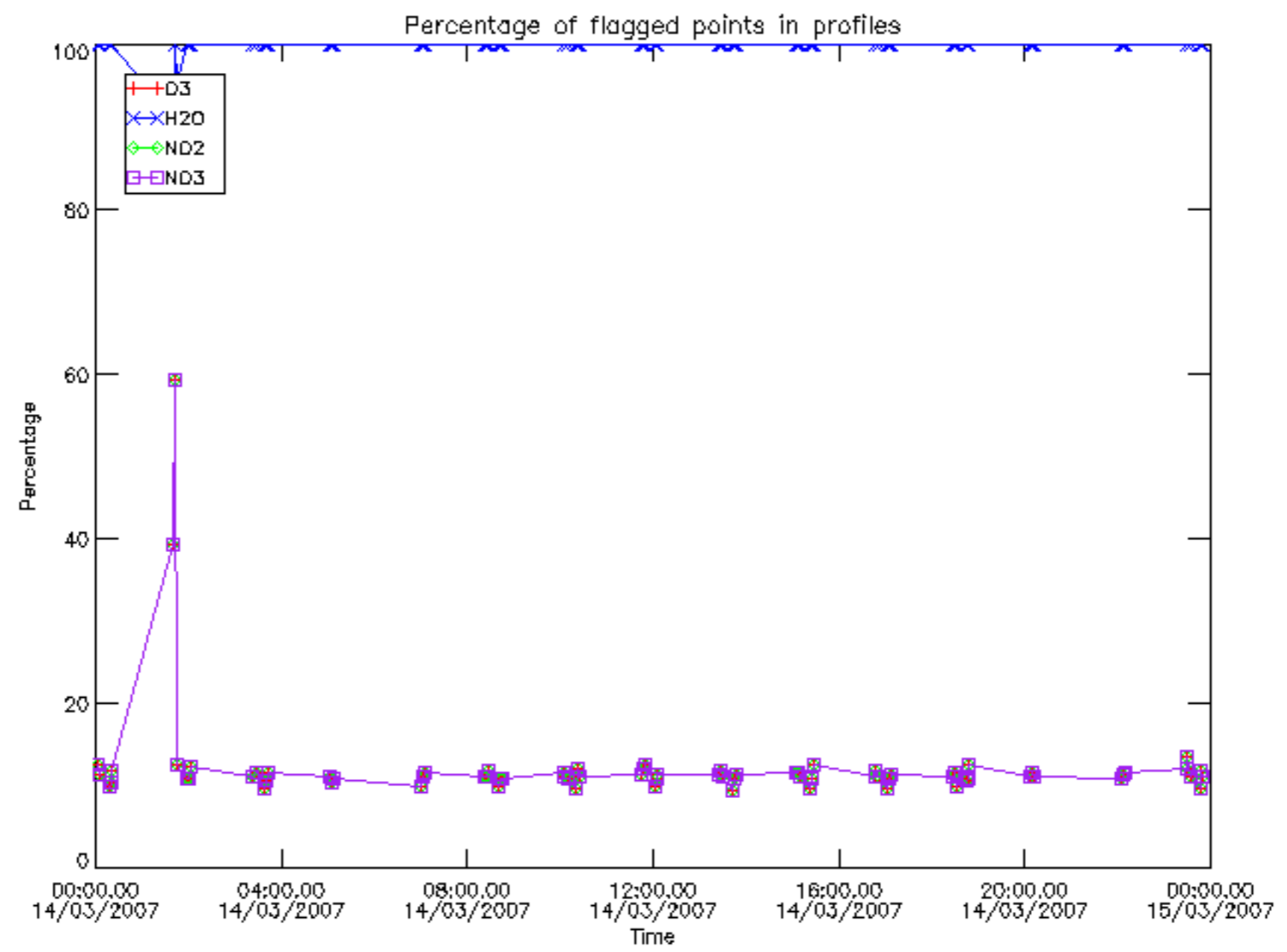




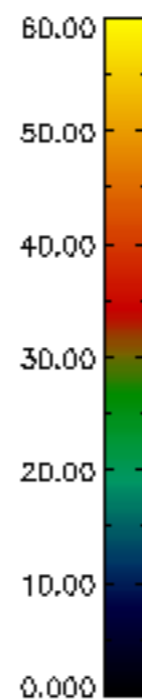
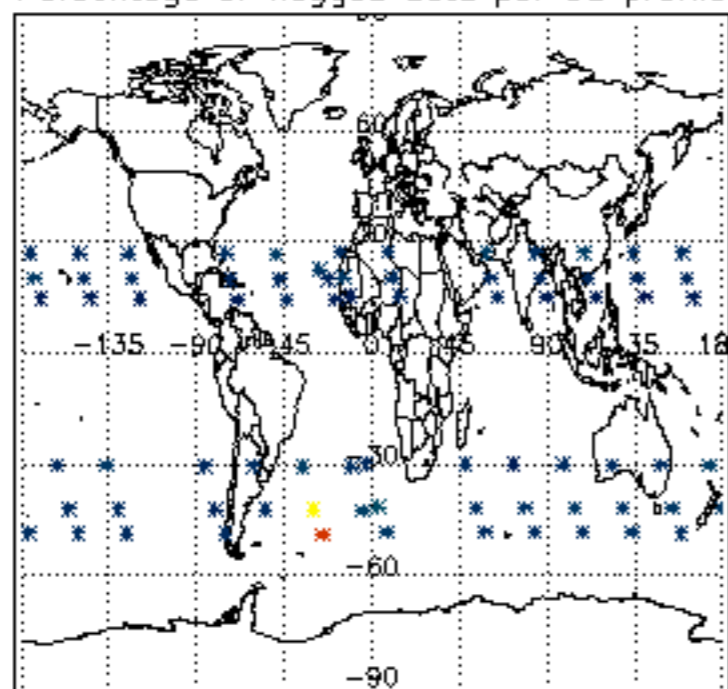




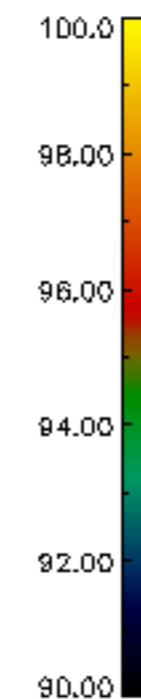
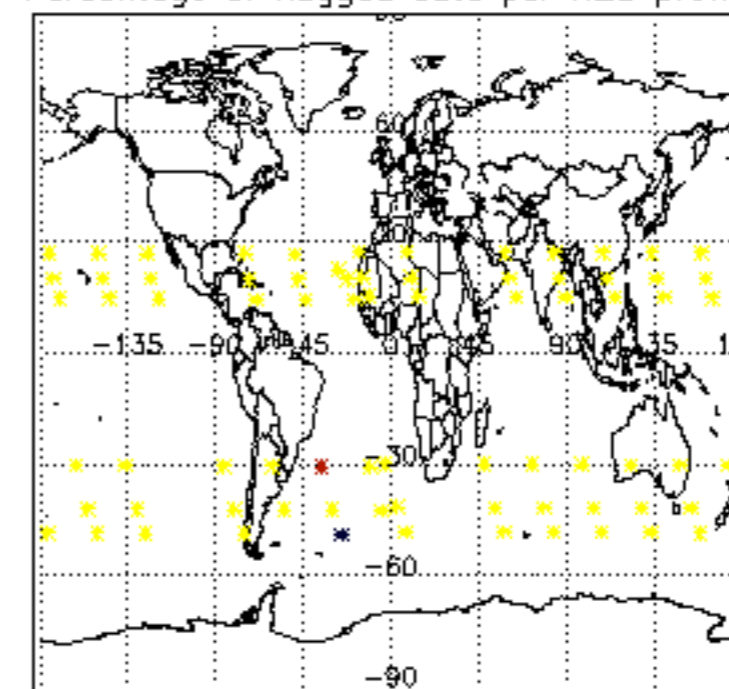




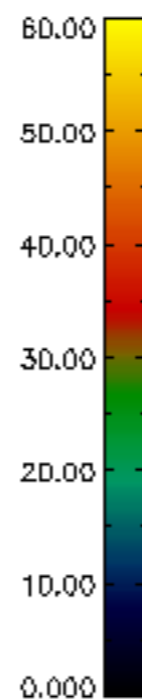
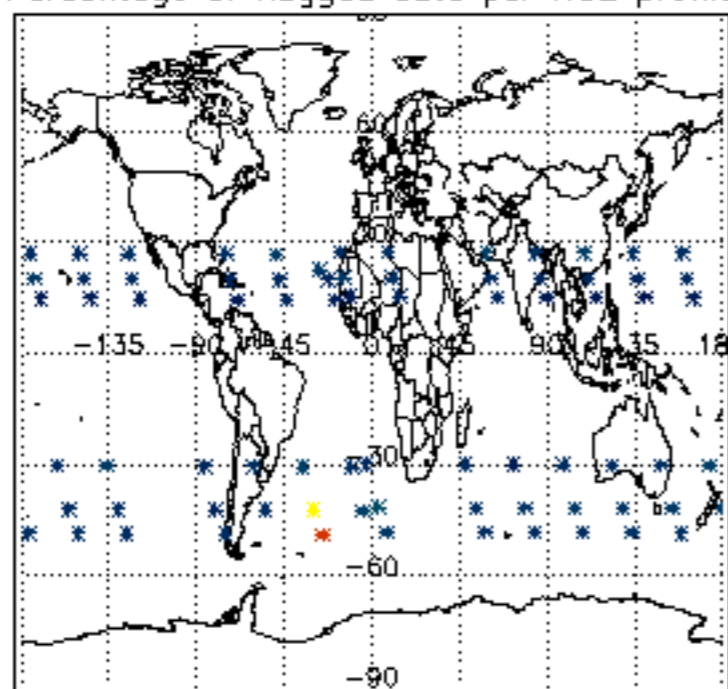
Percentage of flagged data per D3 profile



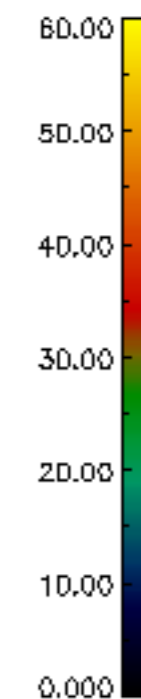
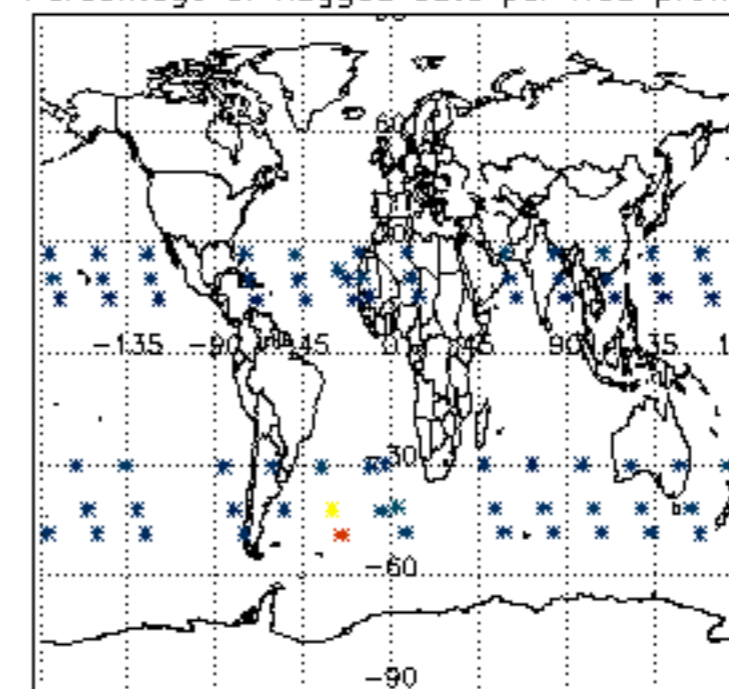
Percentage of flagged data per H2O profile

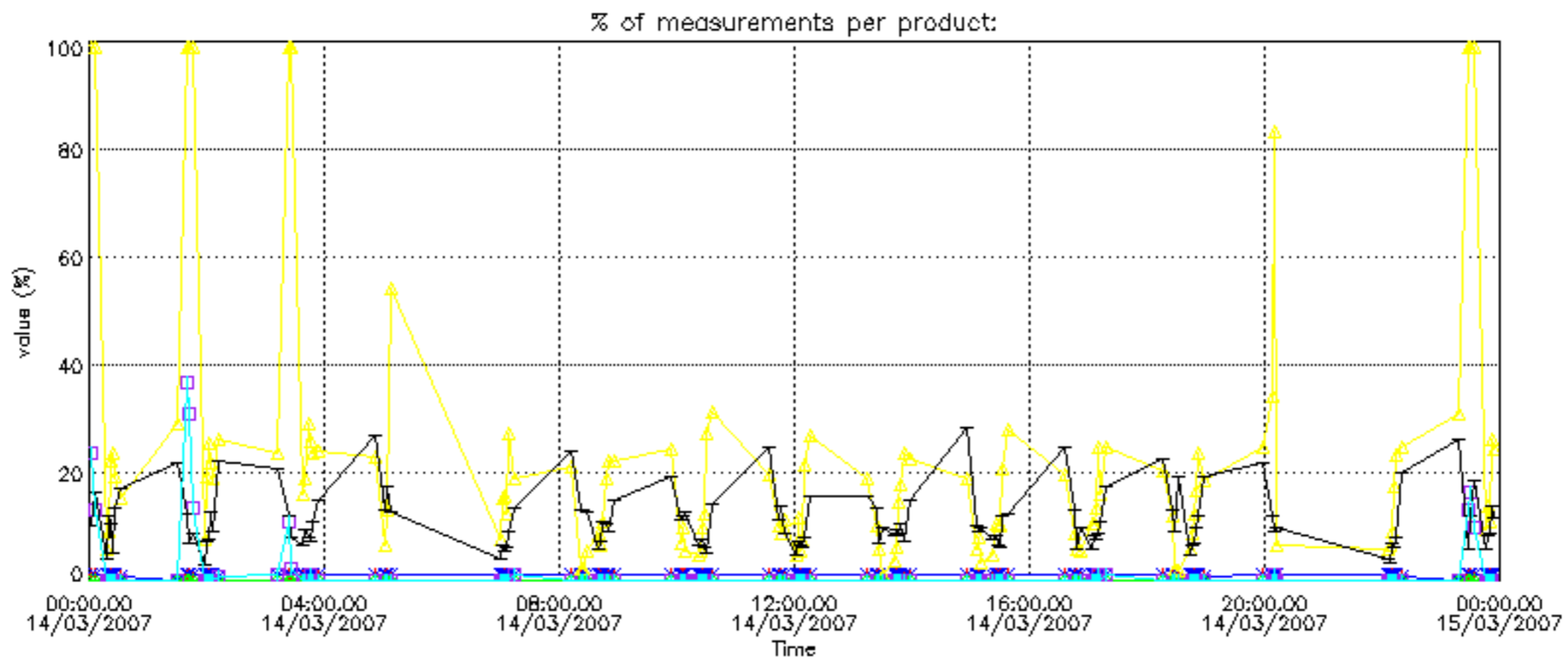
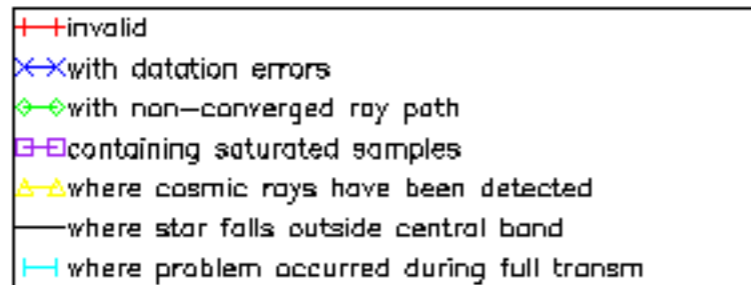


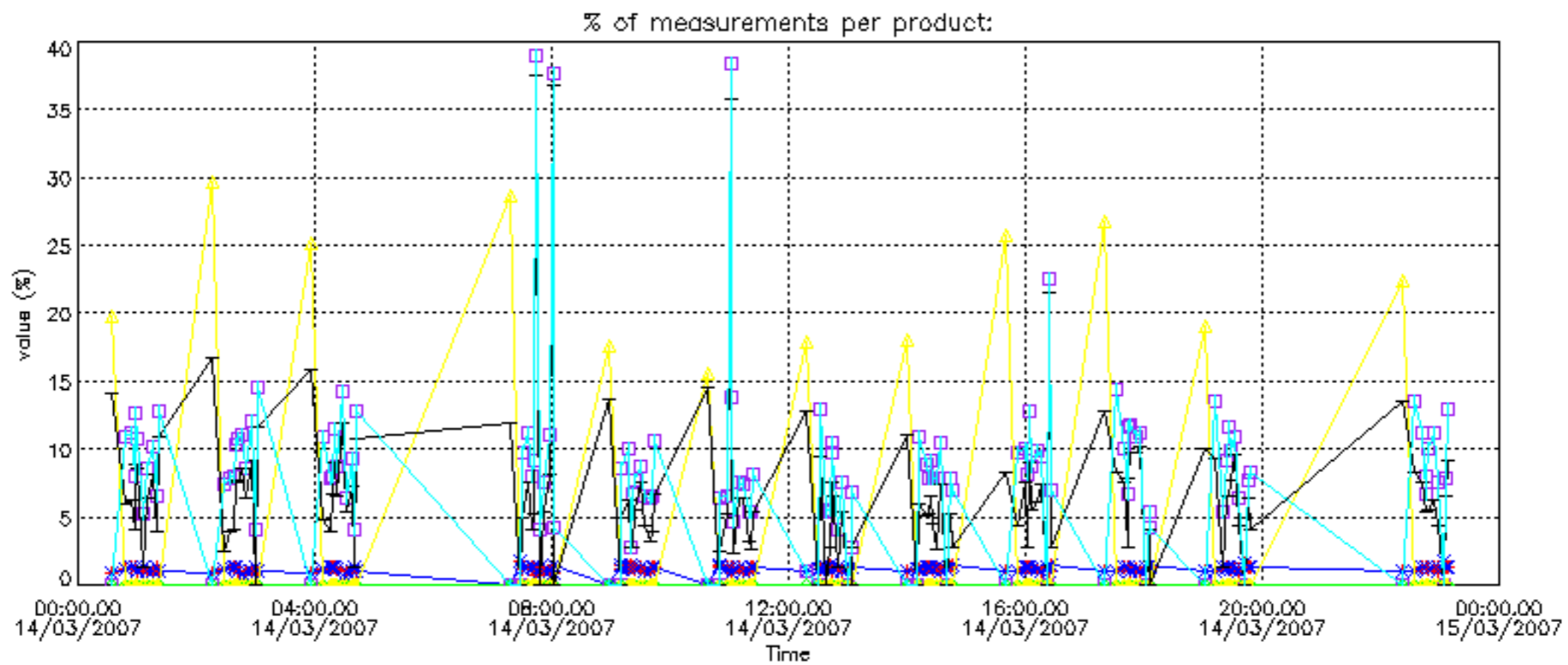
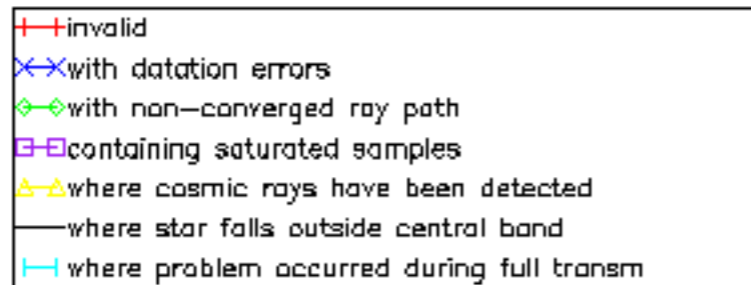
Percentage of flagged data per NO2 profile



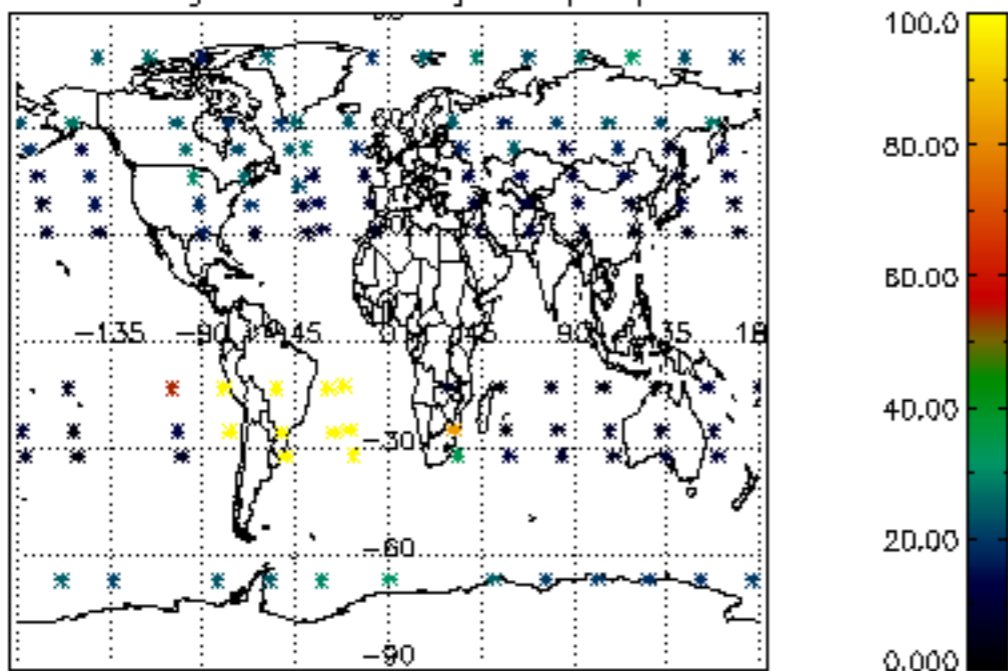
Percentage of flagged data per NO3 profile



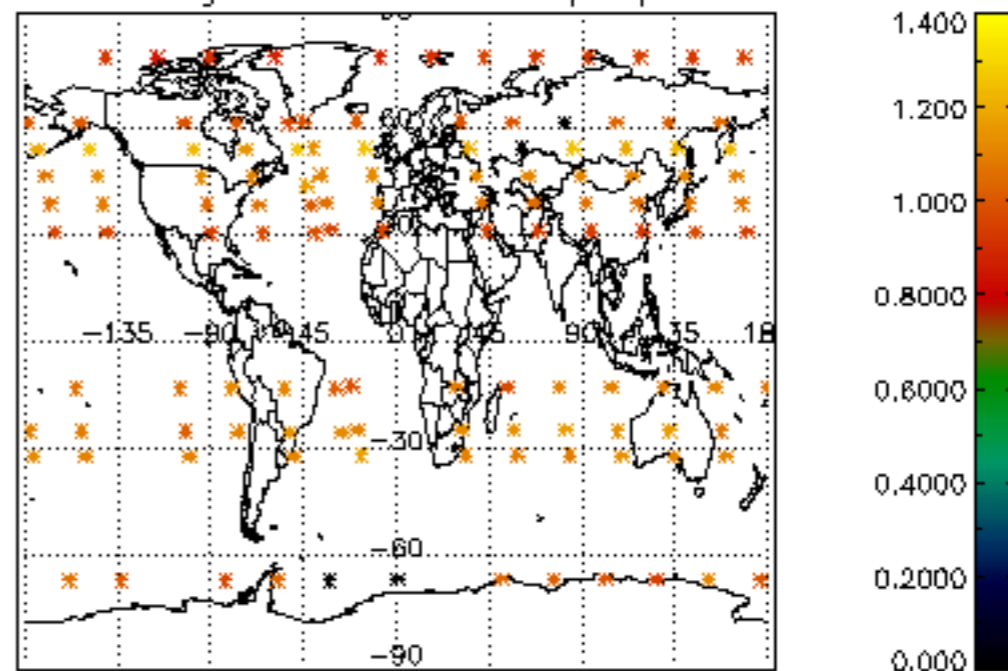




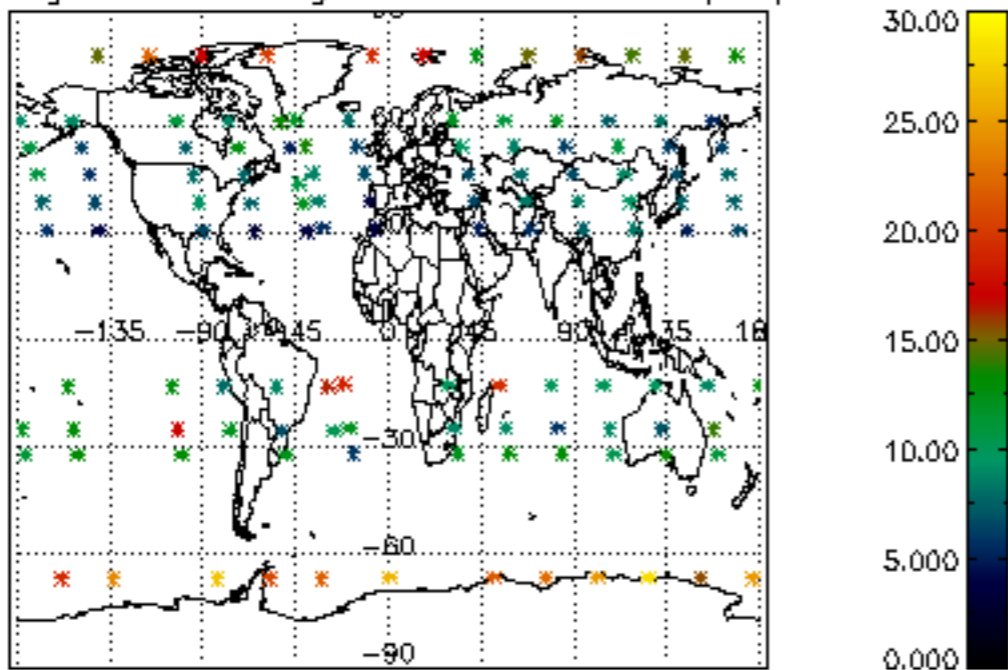
Percentage of cosmic ray hits per profile



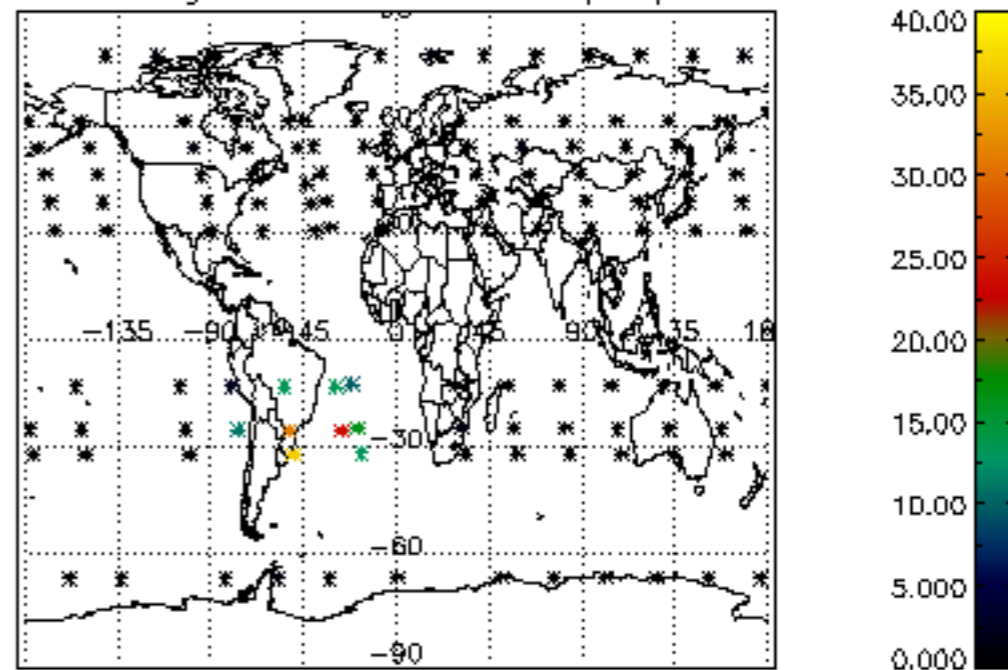
Percentage of datation errors per profile



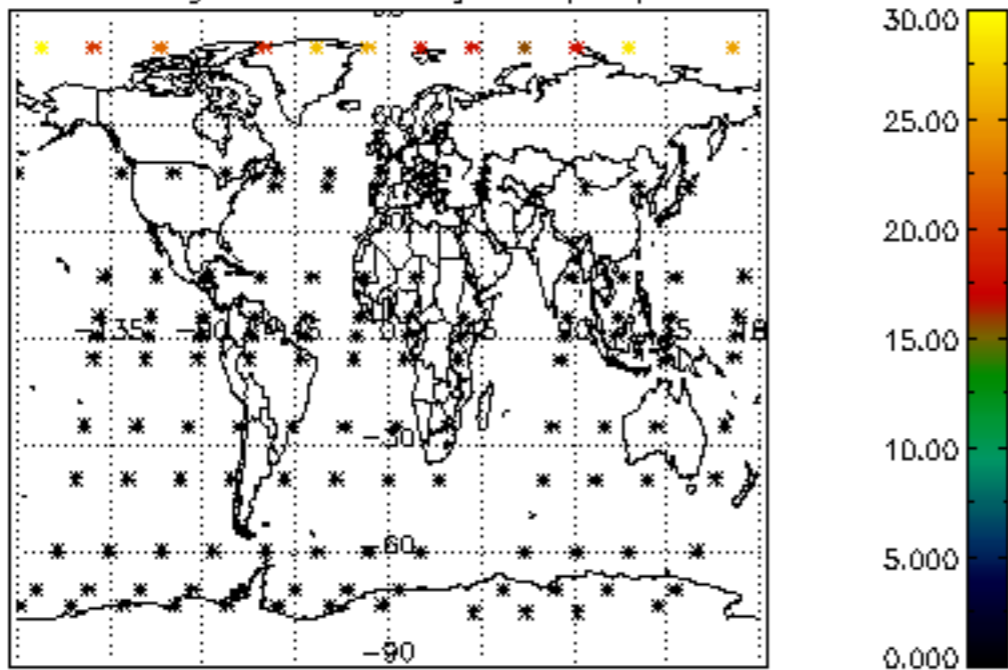
Percentage of star falling outside central band per profile



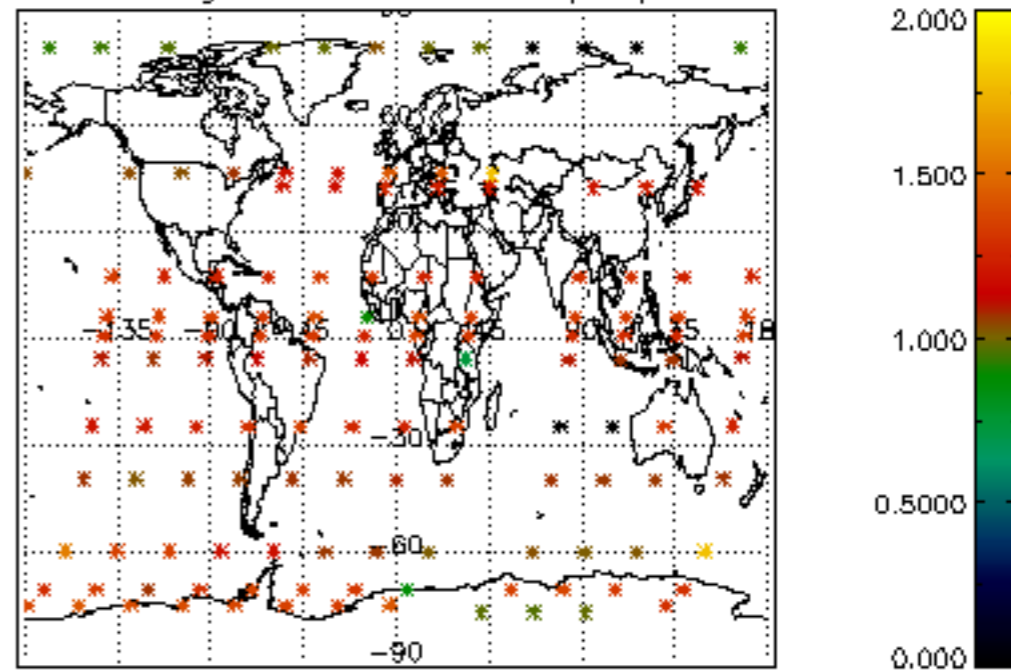
Percentage of saturation errors per profile



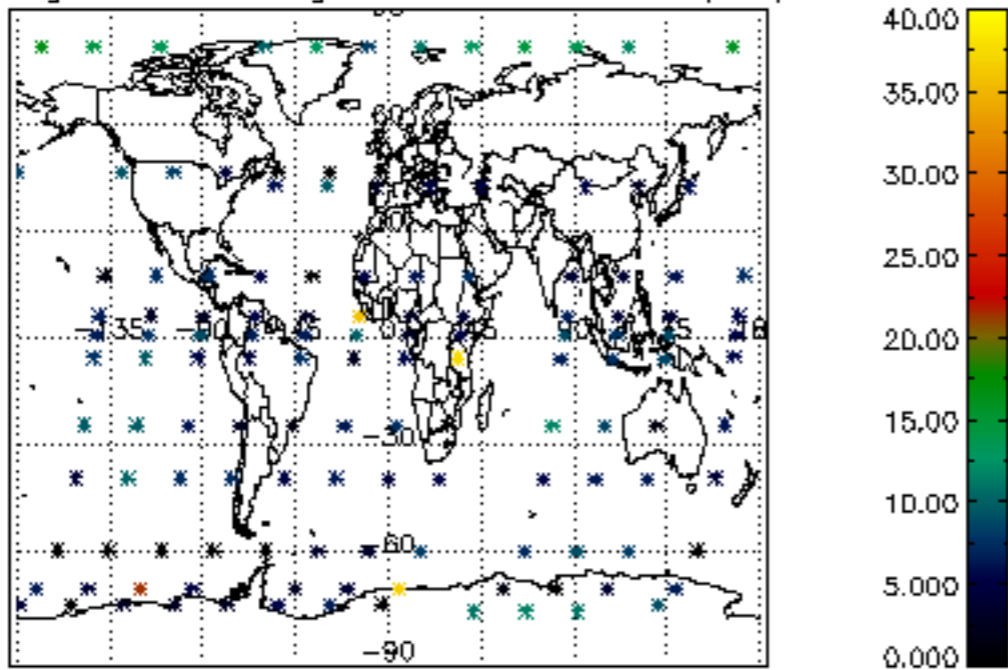
Percentage of cosmic ray hits per profile



Percentage of datation errors per profile



Percentage of star falling outside central band per profile



Percentage of saturation errors per profile

