

GOMOS Level 2 Daily Report

SUMMARY

[1. General Info](#)

[2. Summary of processed GOM_NL_2P products](#)

[3. Level 2 Quality information per product](#)

[3.1 Plot of level 2 quality information per product \(time dependant\)](#)

[3.2 Plot of level 2 quality information per product \(world map\)](#)

[4. Level 1 Quality information per product \(stored on level 2 products\)](#)

[4.1 Plot of level 1 quality information per product \(time dependant\)](#)

[4.1.1 Plot of level 1 quality information per product \(time dependant\): ASCENDING](#)

[4.1.2 Plot of level 1 quality information per product \(time dependant\): DESCENDING](#)

[4.2 Plot of level 1 quality information per product \(world map\)](#)

[4.2.1 Plot of level 1 quality information per product \(world map\): ASCENDING](#)

[4.2.2 Plot of level 1 quality information per product \(world map\): DESCENDING](#)

[5. Ozone profiles based on quality statistics and other trace gas profiles](#)

[5.1 Ozone statistics based on quality of products](#)

[5.2 Plot ozone profiles for all STD \(dark without errors\)](#)

[5.3 Plot ozone profiles where STD < 20% \(dark without errors\)](#)

[5.4. Plot ozone profiles where STD < 10% \(dark without errors\)](#)

[5.5. Plot ozone profiles where STD < 5% \(dark without errors\)](#)

[5.6 Plot NO2 profiles for all STD \(dark without errors\)](#)

[5.7 Plot NO3 profiles for all STD \(dark without errors\)](#)

[5.8 Plot H2O profiles \(only for occultations of stars 1,2,3,4,13,14,16,26,63 dark without errors\) for all STD](#)

[6. Auxiliary Data Files used for the production reported in section 2](#)

This report presents the daily analysis on parameters extracted from GOMOS level 2 data (GOM_NL__2P). It is intended to monitor some important parameters that will impact the quality of these products. A list of level 2 products (and content) that have arrived during the reporting day to the PCF is also given.

Item	Value
Time of report generation	22APR2013 17:12:49
Data source version	GOMOS/6.01
Start time of products	12-03-2007 (12MAR2007 00:00:00)
Stop time of products	13-03-2007 (13MAR2007 00:00:00)
Store outputs in DB	Yes
Nb of level 2 prods	223
Nb of prods with errors	0

2. Summary of processed GOM_NL__2P products.

Nr	Filename	UTC Start time	Limb	Duration	Star Id	Star Name	Star Mag	Star Temp	Nb Meas	Orbit	Prod. error
1	GOM_NL__2PRFIN20070312_000903_000000392056_00188_26294_9664.N1	12-MAR-2007 00:09:03	Bright	38.500	51	41Gam1Leo	2.0100	4500.0	77	26294	No
2	GOM_NL__2PRFIN20070312_001708_000000412056_00188_26294_9665.N1	12-MAR-2007 00:17:08	Bright	41.000	174	52Psi UMa	3.0040	4400.0	82	26294	No
3	GOM_NL__2PRFIN20070312_002014_000000392056_00188_26294_9666.N1	12-MAR-2007 00:20:14	Bright	38.500	82	48Bet UMa	2.3650	10600.	77	26294	No
4	GOM_NL__2PRFIN20070312_002141_000000392056_00188_26294_9667.N1	12-MAR-2007 00:21:41	Bright	38.500	36	50Alp UMa	1.8000	6300.0	77	26294	No
5	GOM_NL__2PRFIN20070312_002346_000000462056_00188_26294_9668.N1	12-MAR-2007 00:23:46	Bright	45.500	32	77Eps UMa	1.7630	11000.	91	26294	No
6	GOM_NL__2PRFIN20070312_002851_000000372056_00188_26294_9669.N1	12-MAR-2007 00:28:51	Bright	36.500	60	7Bet UMi	2.0810	3950.0	73	26294	No
7	GOM_NL__2PRFIN20070312_003311_000000462056_00188_26294_9670.N1	12-MAR-2007 00:33:11	Bright	46.000	119	14Eta Dra	2.7270	4700.0	92	26294	No
8	GOM_NL__2PRFIN20070312_003851_000000482056_00188_26294_9671.N1	12-MAR-2007 00:38:51	Bright	47.500	69	33Gam Dra	2.2310	3800.0	95	26294	No
9	GOM_NL__2PRFIN20070312_004150_000000372056_00188_26294_9672.N1	12-MAR-2007 00:41:50	Bright	36.500	144	18Del Cyg	2.8600	11000.	73	26294	No
10	GOM_NL__2PRFIN20070312_004356_000000502056_00188_26294_9673.N1	12-MAR-2007 00:43:56	Bright	49.500	5	3Alp Lyr	0.033000	11000.	99	26294	No
11	GOM_NL__2PRFIN20070312_005229_000000462056_00188_26294_9674.N1	12-MAR-2007 00:52:29	Twilight	45.500	168	17Zet Aql	2.9860	11000.	91	26294	No
12	GOM_NL__2PRFIN20070312_010242_000000422056_00188_26294_9675.N1	12-MAR-2007 01:02:42	Dark	41.500	155	41Pi Sgr	2.9000	6600.0	83	26294	No
13	GOM_NL__2PRFIN20070312_010441_000000432056_00188_26294_9676.N1	12-MAR-2007 01:04:41	Dark	42.500	57	34Sig Sgr	2.0660	26000.	85	26294	No
14	GOM_NL__2PRFIN20070312_010802_000000452056_00188_26294_9677.N1	12-MAR-2007 01:08:02	Dark	44.500	38	20Eps Sgr	1.8360	11000.	89	26294	No
15	GOM_NL__2PRFIN20070312_011422_000000592056_00189_26295_9888.N1	12-MAR-2007 01:14:22	Dark	59.000	75	26Eps Sco	2.2910	4250.0	118	26295	No
16	GOM_NL__2PRFIN20070312_012005_000000512056_00189_26295_9889.N1	12-MAR-2007 01:20:05	Dark	51.000	131	Gam Lup	2.8000	26000.	102	26295	No
17	GOM_NL__2PRFIN20070312_012229_000000482056_00189_26295_9890.N1	12-MAR-2007 01:22:29	Dark	47.500	78	Alp Lup	2.3040	28000.	95	26295	No
18	GOM_NL__2PRFIN20070312_012406_000000412056_00189_26295_9891.N1	12-MAR-2007 01:24:06	Dark	41.000	77	Eps Cen	2.3030	28000.	82	26295	No
19	GOM_NL__2PRFIN20070312_012705_000000432056_00189_26295_9892.N1	12-MAR-2007 01:27:05	Straylight	43.000	64	Gam Cen	2.2000	10600.	86	26295	No
20	GOM_NL__2PRFIN20070312_012907_000000522056_00189_26295_9893.N1	12-MAR-2007 01:29:07	Straylight	52.000	123	Iot Cen	2.7500	10200.	104	26295	No
21	GOM_NL__2PRFIN20070312_013517_000000422056_00189_26295_9894.N1	12-MAR-2007 01:35:17	Straylight	42.000	106	9Bet Crv	2.6480	5600.0	84	26295	No
22	GOM_NL__2PRFIN20070312_013747_000000542056_00189_26295_9895.N1	12-MAR-2007 01:37:47	Straylight	53.500	100	4Gam Crv	2.5800	13100.	107	26295	No
23	GOM_NL__2PRFIN20070312_014938_000000392056_00189_26295_9896.N1	12-MAR-2007 01:49:38	Bright	39.000	51	41Gam1Leo	2.0100	4500.0	78	26295	No
24	GOM_NL__2PRFIN20070312_015744_000000402056_00189_26295_9897.N1	12-MAR-2007 01:57:44	Bright	40.000	174	52Psi UMa	3.0040	4400.0	80	26295	No
25	GOM_NL__2PRFIN20070312_020049_000000382056_00189_26295_9898.N1	12-MAR-2007 02:00:49	Bright	37.500	82	48Bet UMa	2.3650	10600.	75	26295	No
26	GOM_NL__2PRFIN20070312_020217_000000382056_00189_26295_9899.N1	12-MAR-2007 02:02:17	Bright	37.500	36	50Alp UMa	1.8000	6300.0	75	26295	No
27	GOM_NL__2PRFIN20070312_020421_000000462056_00189_26295_9900.N1	12-MAR-2007 02:04:21	Bright	46.000	32	77Eps UMa	1.7630	11000.	92	26295	No
28	GOM_NL__2PRFIN20070312_020927_000000402056_00189_26295_9901.N1	12-MAR-2007 02:09:27	Bright	39.500	60	7Bet UMi	2.0810	3950.0	79	26295	No
29	GOM_NL__2PRFIN20070312_021346_000000472056_00189_26295_9902.N1	12-MAR-2007 02:13:46	Bright	46.500	119	14Eta Dra	2.7270	4700.0	93	26295	No
30	GOM_NL__2PRFIN20070312_021926_000000502056_00189_26295_9903.N1	12-MAR-2007 02:19:26	Bright	50.000	69	33Gam Dra	2.2310	3800.0	100	26295	No
31	GOM_NL__2PRFIN20070312_022226_000000382056_00189_26295_9904.N1	12-MAR-2007 02:22:26	Bright	37.500	144	18Del Cyg	2.8600	11000.	75	26295	No
32	GOM_NL__2PRFIN20070312_022432_000000482056_00189_26295_9905.N1	12-MAR-2007 02:24:32	Bright	48.000	5	3Alp Lyr	0.033000	11000.	96	26295	No
33	GOM_NL__2PRFIN20070312_023305_000000462056_00189_26295_9906.N1	12-MAR-2007 02:33:05	Twilight	45.500	168	17Zet Aql	2.9860	11000.	91	26295	No
34	GOM_NL__2PRFIN20070312_024319_000000442056_00189_26295_9907.N1	12-MAR-2007 02:43:19	Dark	44.000	155	41Pi Sgr	2.9000	6600.0	88	26295	No
35	GOM_NL__2PRFIN20070312_024517_000000442056_00189_26295_9908.N1	12-MAR-2007 02:45:17	Dark	43.500	57	34Sig Sgr	2.0660	26000.	87	26295	No
36	GOM_NL__2PRFIN20070312_024839_000000442056_00189_26295_9909.N1	12-MAR-2007 02:48:39	Dark	44.000	38	20Eps Sgr	1.8360	11000.	88	26295	No
37	GOM_NL__2PRFIN20070312_025459_000000562056_00190_26296_9899.N1	12-MAR-2007 02:54:59	Dark	56.000	75	26Eps Sco	2.2910	4250.0	112	26296	No
38	GOM_NL__2PRFIN20070312_030042_000000532056_00190_26296_9900.N1	12-MAR-2007 03:00:42	Dark	53.000	131	Gam Lup	2.8000	26000.	106	26296	No
39	GOM_NL__2PRFIN20070312_030305_000000462056_00190_26296_9901.N1	12-MAR-2007 03:03:05	Dark	46.000	78	Alp Lup	2.3040	28000.	92	26296	No
40	GOM_NL__2PRFIN20070312_030443_000000412056_00190_26296_9902.N1	12-MAR-2007 03:04:43	Dark	40.500	77	Eps Cen	2.3030	28000.	81	26296	No
41	GOM_NL__2PRFIN20070312_030742_000000412056_00190_26296_9903.N1	12-MAR-2007 03:07:42	Straylight	40.500	64	Gam Cen	2.2000	10600.	81	26296	No
42	GOM_NL__2PRFIN20070312_030944_000000532056_00190_26296_9904.N1	12-MAR-2007 03:09:44	Straylight	53.000	123	Iot Cen	2.7500	10200.	106	26296	No

43	GOM_NL__2PRFIN20070312_031554_000000462056_00190_26296_9905.N1	12-MAR-2007 03:15:54	Straylight	46.000	106	9Bet Crv	2.6480	5600.0	92	26296	No
44	GOM_NL__2PRFIN20070312_031823_000000552056_00190_26296_9906.N1	12-MAR-2007 03:18:23	Straylight	54.500	100	4Gam Crv	2.5800	13100.	109	26296	No
45	GOM_NL__2PRFIN20070312_033014_000000402056_00190_26296_9907.N1	12-MAR-2007 03:30:14	Bright	39.500	51	41Gam1Leo	2.0100	4500.0	79	26296	No
46	GOM_NL__2PRFIN20070312_033819_000000402056_00190_26296_9908.N1	12-MAR-2007 03:38:19	Bright	39.500	174	52Psi UMa	3.0040	4400.0	79	26296	No
47	GOM_NL__2PRFIN20070312_034125_000000382056_00190_26296_9909.N1	12-MAR-2007 03:41:25	Bright	38.000	82	48Bet UMa	2.3650	10600.	76	26296	No
48	GOM_NL__2PRFIN20070312_034252_000000402056_00190_26296_9910.N1	12-MAR-2007 03:42:52	Bright	39.500	36	50Alp UMa	1.8000	6300.0	79	26296	No
49	GOM_NL__2PRFIN20070312_034457_000000472056_00190_26296_9911.N1	12-MAR-2007 03:44:57	Bright	46.500	32	77Eps UMa	1.7630	11000.	93	26296	No
50	GOM_NL__2PRFIN20070312_035003_000000412056_00190_26296_9912.N1	12-MAR-2007 03:50:03	Bright	40.500	60	7Bet UMi	2.0810	3950.0	81	26296	No
51	GOM_NL__2PRFIN20070312_035421_000000462056_00190_26296_9913.N1	12-MAR-2007 03:54:21	Bright	46.000	119	14Eta Dra	2.7270	4700.0	92	26296	No
52	GOM_NL__2PRFIN20070312_040002_000000492056_00190_26296_9914.N1	12-MAR-2007 04:00:02	Bright	49.000	69	33Gam Dra	2.2310	3800.0	98	26296	No
53	GOM_NL__2PRFIN20070312_040302_000000412056_00190_26296_9915.N1	12-MAR-2007 04:03:02	Bright	40.500	144	18Del Cyg	2.8600	11000.	81	26296	No
54	GOM_NL__2PRFIN20070312_040508_000000492056_00190_26296_9916.N1	12-MAR-2007 04:05:08	Bright	48.500	5	3Alp Lyr	0.033000	11000.	97	26296	No
55	GOM_NL__2PRFIN20070312_041341_000000502056_00190_26296_9917.N1	12-MAR-2007 04:13:41	Tw_i_and_stray	50.000	168	17Zet Aql	2.9860	11000.	100	26296	No
56	GOM_NL__2PRFIN20070312_042356_000000432056_00190_26296_9918.N1	12-MAR-2007 04:23:56	Dark	42.500	155	41Pi Sgr	2.9000	6600.0	85	26296	No
57	GOM_NL__2PRFIN20070312_042554_000000442056_00190_26296_9919.N1	12-MAR-2007 04:25:54	Dark	44.000	57	34Sig Sgr	2.0660	26000.	88	26296	No
58	GOM_NL__2PRFIN20070312_042916_000000452056_00190_26296_9920.N1	12-MAR-2007 04:29:16	Dark	44.500	38	20Eps Sgr	1.8360	11000.	89	26296	No
59	GOM_NL__2PRFIN20070312_043536_000000562056_00191_26297_9919.N1	12-MAR-2007 04:35:36	Dark	55.500	75	26Eps Sco	2.2910	4250.0	111	26297	No
60	GOM_NL__2PRFIN20070312_044119_000000522056_00191_26297_9920.N1	12-MAR-2007 04:41:19	Dark	51.500	131	Gam Lup	2.8000	26000.	103	26297	No
61	GOM_NL__2PRFIN20070312_044342_000000472056_00191_26297_9921.N1	12-MAR-2007 04:43:42	Dark	47.000	78	Alp Lup	2.3040	28000.	94	26297	No
62	GOM_NL__2PRFIN20070312_044519_000000432056_00191_26297_9922.N1	12-MAR-2007 04:45:19	Dark	42.500	77	Eps Cen	2.3030	28000.	85	26297	No
63	GOM_NL__2PRFIN20070312_044818_000000432056_00191_26297_9923.N1	12-MAR-2007 04:48:18	Straylight	42.500	64	Gam Cen	2.2000	10600.	85	26297	No
64	GOM_NL__2PRFIN20070312_045021_000000522056_00191_26297_9924.N1	12-MAR-2007 04:50:21	Straylight	52.000	123	lot Cen	2.7500	10200.	104	26297	No
65	GOM_NL__2PRFIN20070312_045630_000000462056_00191_26297_9925.N1	12-MAR-2007 04:56:30	Straylight	46.000	106	9Bet Crv	2.6480	5600.0	92	26297	No
66	GOM_NL__2PRFIN20070312_045859_000000552056_00191_26297_9926.N1	12-MAR-2007 04:58:59	Straylight	55.000	100	4Gam Crv	2.5800	13100.	110	26297	No
67	GOM_NL__2PRFIN20070312_051050_000000392056_00191_26297_9927.N1	12-MAR-2007 05:10:50	Bright	38.500	51	41Gam1Leo	2.0100	4500.0	77	26297	No
68	GOM_NL__2PRFIN20070312_051855_000000422056_00191_26297_9928.N1	12-MAR-2007 05:18:55	Bright	41.500	174	52Psi UMa	3.0040	4400.0	83	26297	No
69	GOM_NL__2PRFIN20070312_052201_000000392056_00191_26297_9929.N1	12-MAR-2007 05:22:01	Bright	38.500	82	48Bet UMa	2.3650	10600.	77	26297	No
70	GOM_NL__2PRFIN20070312_052328_000000392056_00191_26297_9930.N1	12-MAR-2007 05:23:28	Bright	38.500	36	50Alp UMa	1.8000	6300.0	77	26297	No
71	GOM_NL__2PRFIN20070312_052532_000000452056_00191_26297_9931.N1	12-MAR-2007 05:25:32	Bright	45.000	32	77Eps UMa	1.7630	11000.	90	26297	No
72	GOM_NL__2PRFIN20070312_053038_000000402056_00191_26297_9932.N1	12-MAR-2007 05:30:38	Bright	39.500	60	7Bet UMi	2.0810	3950.0	79	26297	No
73	GOM_NL__2PRFIN20070312_053457_000000462056_00191_26297_9933.N1	12-MAR-2007 05:34:57	Bright	46.000	119	14Eta Dra	2.7270	4700.0	92	26297	No
74	GOM_NL__2PRFIN20070312_054038_000000472056_00191_26297_9934.N1	12-MAR-2007 05:40:38	Bright	47.000	69	33Gam Dra	2.2310	3800.0	94	26297	No
75	GOM_NL__2PRFIN20070312_054338_000000372056_00191_26297_9935.N1	12-MAR-2007 05:43:38	Bright	37.000	144	18Del Cyg	2.8600	11000.	74	26297	No
76	GOM_NL__2PRFIN20070312_054544_000000502056_00191_26297_9936.N1	12-MAR-2007 05:45:44	Bright	49.500	5	3Alp Lyr	0.033000	11000.	99	26297	No
77	GOM_NL__2PRFIN20070312_055418_000000492056_00191_26297_9937.N1	12-MAR-2007 05:54:18	Tw_i_and_stray	48.500	168	17Zet Aql	2.9860	11000.	97	26297	No
78	GOM_NL__2PRFIN20070312_060432_000000462056_00191_26297_9938.N1	12-MAR-2007 06:04:32	Dark	45.500	155	41Pi Sgr	2.9000	6600.0	91	26297	No
79	GOM_NL__2PRFIN20070312_060631_000000432056_00191_26297_9939.N1	12-MAR-2007 06:06:31	Dark	43.000	57	34Sig Sgr	2.0660	26000.	86	26297	No
80	GOM_NL__2PRFIN20070312_060953_000000442056_00191_26297_9940.N1	12-MAR-2007 06:09:53	Dark	43.500	38	20Eps Sgr	1.8360	11000.	87	26297	No
81	GOM_NL__2PRFIN20070312_075651_000000532056_00193_26299_9943.N1	12-MAR-2007 07:56:51	Dark	53.000	75	26Eps Sco	2.2910	4250.0	106	26299	No
82	GOM_NL__2PRFIN20070312_080234_000000522056_00193_26299_9944.N1	12-MAR-2007 08:02:34	Dark	52.000	131	Gam Lup	2.8000	26000.	104	26299	No
83	GOM_NL__2PRFIN20070312_080456_000000492056_00193_26299_9945.N1	12-MAR-2007 08:04:56	Dark	49.000	78	Alp Lup	2.3040	28000.	98	26299	No
84	GOM_NL__2PRFIN20070312_080632_000000422056_00193_26299_9946.N1	12-MAR-2007 08:06:32	Dark	41.500	77	Eps Cen	2.3030	28000.	83	26299	No
85	GOM_NL__2PRFIN20070312_080931_000000432056_00193_26299_9947.N1	12-MAR-2007 08:09:31	Straylight	43.000	64	Gam Cen	2.2000	10600.	86	26299	No
86	GOM_NL__2PRFIN20070312_081134_000000512056_00193_26299_9948.N1	12-MAR-2007 08:11:34	Straylight	50.500	123	lot Cen	2.7500	10200.	101	26299	No
87	GOM_NL__2PRFIN20070312_081742_000000512056_00193_26299_9949.N1	12-MAR-2007 08:17:42	Straylight	51.000	106	9Bet Crv	2.6480	5600.0	102	26299	No
88	GOM_NL__2PRFIN20070312_082011_000000492056_00193_26299_9950.N1	12-MAR-2007 08:20:11	Straylight	49.000	100	4Gam Crv	2.5800	13100.	98	26299	No
89	GOM_NL__2PRFIN20070312_083202_000000382056_00193_26299_9951.N1	12-MAR-2007 08:32:02	Bright	38.000	51	41Gam1Leo	2.0100	4500.0	76	26299	No
90	GOM_NL__2PRFIN20070312_084006_000000402056_00193_26299_9952.N1	12-MAR-2007 08:40:06	Bright	40.000	174	52Psi UMa	3.0040	4400.0	80	26299	No
91	GOM_NL__2PRFIN20070312_084312_000000392056_00193_26299_9953.N1	12-MAR-2007 08:43:12	Bright	38.500	82	48Bet UMa	2.3650	10600.	77	26299	No
92	GOM_NL__2PRFIN20070312_084440_000000392056_00193_26299_9954.N1	12-MAR-2007 08:44:40	Bright	38.500	36	50Alp UMa	1.8000	6300.0	77	26299	No
93	GOM_NL__2PRFIN20070312_084642_000000452056_00193_26299_9955.N1	12-MAR-2007 08:46:42	Bright	44.500	32	77Eps UMa	1.7630	11000.	89	26299	No
94	GOM_NL__2PRFIN20070312_085149_000000362056_00193_26299_9956.N1	12-MAR-2007 08:51:49	Bright	36.000	60	7Bet UMi	2.0810	3950.0	72	26299	No
95	GOM_NL__2PRFIN20070312_085608_000000472056_00193_26299_9957.N1	12-MAR-2007 08:56:08	Bright	46.500	119	14Eta Dra	2.7270	4700.0	93	26299	No
96	GOM_NL__2PRFIN20070312_090149_000000492056_00193_26299_9958.N1	12-MAR-2007 09:01:49	Bright	49.000	69	33Gam Dra	2.2310	3800.0	98	26299	No
97	GOM_NL__2PRFIN20070312_090449_000000372056_00193_26299_9959.N1	12-MAR-2007 09:04:49	Bright	37.000	144	18Del Cyg	2.8600	11000.	74	26299	No
98	GOM_NL__2PRFIN20070312_090656_000000482056_00193_26299_9960.N1	12-MAR-2007 09:06:56	Bright	48.000	5	3Alp Lyr	0.033000	11000.	96	26299	No
99	GOM_NL__2PRFIN20070312_091531_000000492056_00193_26299_9961.N1	12-MAR-2007 09:15:31	Tw_i_and_stray	48.500	168	17Zet Aql	2.9860	11000.	97	26299	No
100	GOM_NL__2PRFIN20070312_092545_000000462056_00193_26299_9962.N1	12-MAR-2007 09:25:45	Dark	45.500	155	41Pi Sgr	2.9000	6600.0	91	26299	No
101	GOM_NL__2PRFIN20070312_092744_000000482056_00193_26299_9963.N1	12-MAR-2007 09:27:44	Dark	48.000	57	34Sig Sgr	2.0660	26000.	96	26299	No

102	GOM_NL__2PRFIN20070312_093106_000000482056_00193_26299_9964.N1	12-MAR-2007 09:31:06	Dark	47.500	38	20Eps Sgr	1.8360	11000.	95	26299	No
103	GOM_NL__2PRFIN20070312_093728_000000492056_00194_26300_9964.N1	12-MAR-2007 09:37:28	Dark	49.000	75	26Eps Sco	2.2910	4250.0	98	26300	No
104	GOM_NL__2PRFIN20070312_094311_000000522056_00194_26300_9965.N1	12-MAR-2007 09:43:11	Dark	51.500	131	Gam Lup	2.8000	26000.	103	26300	No
105	GOM_NL__2PRFIN20070312_094533_000000492056_00194_26300_9966.N1	12-MAR-2007 09:45:33	Dark	48.500	78	Alp Lup	2.3040	28000.	97	26300	No
106	GOM_NL__2PRFIN20070312_094709_000000432056_00194_26300_9967.N1	12-MAR-2007 09:47:09	Dark	43.000	77	Eps Cen	2.3030	28000.	86	26300	No
107	GOM_NL__2PRFIN20070312_095008_000000422056_00194_26300_9968.N1	12-MAR-2007 09:50:08	Straylight	41.500	64	Gam Cen	2.2000	10600.	83	26300	No
108	GOM_NL__2PRFIN20070312_095210_000000512056_00194_26300_9969.N1	12-MAR-2007 09:52:10	Straylight	51.000	123	lot Cen	2.7500	10200.	102	26300	No
109	GOM_NL__2PRFIN20070312_095819_000000552056_00194_26300_9970.N1	12-MAR-2007 09:58:19	Straylight	55.000	106	9Bet Crv	2.6480	5600.0	110	26300	No
110	GOM_NL__2PRFIN20070312_100047_000000522056_00194_26300_9971.N1	12-MAR-2007 10:00:47	Straylight	51.500	100	4Gam Crv	2.5800	13100.	103	26300	No
111	GOM_NL__2PRFIN20070312_101238_000000402056_00194_26300_9972.N1	12-MAR-2007 10:12:38	Bright	39.500	51	41Gam1Leo	2.0100	4500.0	79	26300	No
112	GOM_NL__2PRFIN20070312_102042_000000402056_00194_26300_9973.N1	12-MAR-2007 10:20:42	Bright	39.500	174	52Psi UMa	3.0040	4400.0	79	26300	No
113	GOM_NL__2PRFIN20070312_102347_000000382056_00194_26300_9974.N1	12-MAR-2007 10:23:47	Bright	38.000	82	48Bet UMa	2.3650	10600.	76	26300	No
114	GOM_NL__2PRFIN20070312_102515_000000392056_00194_26300_9975.N1	12-MAR-2007 10:25:15	Bright	39.000	36	50Alp UMa	1.8000	6300.0	78	26300	No
115	GOM_NL__2PRFIN20070312_102717_000000462056_00194_26300_9976.N1	12-MAR-2007 10:27:17	Bright	45.500	32	77Eps UMa	1.7630	11000.	91	26300	No
116	GOM_NL__2PRFIN20070312_103225_000000392056_00194_26300_9977.N1	12-MAR-2007 10:32:25	Bright	39.000	60	7Bet UMi	2.0810	3950.0	78	26300	No
117	GOM_NL__2PRFIN20070312_103643_000000472056_00194_26300_9978.N1	12-MAR-2007 10:36:43	Bright	46.500	119	14Eta Dra	2.7270	4700.0	93	26300	No
118	GOM_NL__2PRFIN20070312_104224_000000502056_00194_26300_9979.N1	12-MAR-2007 10:42:24	Bright	49.500	69	33Gam Dra	2.2310	3800.0	99	26300	No
119	GOM_NL__2PRFIN20070312_104525_000000382056_00194_26300_9980.N1	12-MAR-2007 10:45:25	Bright	37.500	144	18Del Cyg	2.8600	11000.	75	26300	No
120	GOM_NL__2PRFIN20070312_104731_000000512056_00194_26300_9981.N1	12-MAR-2007 10:47:31	Bright	50.500	5	3Alp Lyr	0.033000	11000.	101	26300	No
121	GOM_NL__2PRFIN20070312_105607_000000482056_00194_26300_9982.N1	12-MAR-2007 10:56:07	Tw_i_and_stray	48.000	168	17Zet Aql	2.9860	11000.	96	26300	No
122	GOM_NL__2PRFIN20070312_110622_000000462056_00194_26300_9983.N1	12-MAR-2007 11:06:22	Dark	46.000	155	41Pi Sgr	2.9000	6600.0	92	26300	No
123	GOM_NL__2PRFIN20070312_110821_000000442056_00194_26300_9984.N1	12-MAR-2007 11:08:21	Dark	43.500	57	34Sig Sgr	2.0660	26000.	87	26300	No
124	GOM_NL__2PRFIN20070312_111143_000000462056_00194_26300_9985.N1	12-MAR-2007 11:11:43	Dark	46.000	38	20Eps Sgr	1.8360	11000.	92	26300	No
125	GOM_NL__2PRFIN20070312_111806_000000492056_00195_26301_9999.N1	12-MAR-2007 11:18:06	Dark	49.000	75	26Eps Sco	2.2910	4250.0	98	26301	No
126	GOM_NL__2PRFIN20070312_112348_000000532056_00195_26301_0000.N1	12-MAR-2007 11:23:48	Dark	53.000	131	Gam Lup	2.8000	26000.	106	26301	No
127	GOM_NL__2PRFIN20070312_112609_000000472056_00195_26301_0001.N1	12-MAR-2007 11:26:09	Dark	47.000	78	Alp Lup	2.3040	28000.	94	26301	No
128	GOM_NL__2PRFIN20070312_112745_000000422056_00195_26301_0002.N1	12-MAR-2007 11:27:45	Dark	41.500	77	Eps Cen	2.3030	28000.	83	26301	No
129	GOM_NL__2PRFIN20070312_113044_000000442056_00195_26301_0003.N1	12-MAR-2007 11:30:44	Straylight	43.500	64	Gam Cen	2.2000	10600.	87	26301	No
130	GOM_NL__2PRFIN20070312_113247_000000512056_00195_26301_0004.N1	12-MAR-2007 11:32:47	Straylight	50.500	123	lot Cen	2.7500	10200.	101	26301	No
131	GOM_NL__2PRFIN20070312_113855_000000532056_00195_26301_0005.N1	12-MAR-2007 11:38:55	Straylight	53.000	106	9Bet Crv	2.6480	5600.0	106	26301	No
132	GOM_NL__2PRFIN20070312_114123_000000532056_00195_26301_0006.N1	12-MAR-2007 11:41:23	Straylight	53.000	100	4Gam Crv	2.5800	13100.	106	26301	No
133	GOM_NL__2PRFIN20070312_115313_000000392056_00195_26301_0007.N1	12-MAR-2007 11:53:13	Bright	39.000	51	41Gam1Leo	2.0100	4500.0	78	26301	No
134	GOM_NL__2PRFIN20070312_120117_000000402056_00195_26301_0008.N1	12-MAR-2007 12:01:17	Bright	40.000	174	52Psi UMa	3.0040	4400.0	80	26301	No
135	GOM_NL__2PRFIN20070312_120423_000000382056_00195_26301_0009.N1	12-MAR-2007 12:04:23	Bright	37.500	82	48Bet UMa	2.3650	10600.	75	26301	No
136	GOM_NL__2PRFIN20070312_120551_000000362056_00195_26301_0010.N1	12-MAR-2007 12:05:51	Bright	36.000	36	50Alp UMa	1.8000	6300.0	72	26301	No
137	GOM_NL__2PRFIN20070312_120752_000000462056_00195_26301_0011.N1	12-MAR-2007 12:07:52	Bright	46.000	32	77Eps UMa	1.7630	11000.	92	26301	No
138	GOM_NL__2PRFIN20070312_121300_000000402056_00195_26301_0012.N1	12-MAR-2007 12:13:00	Bright	40.000	60	7Bet UMi	2.0810	3950.0	80	26301	No
139	GOM_NL__2PRFIN20070312_121718_000000462056_00195_26301_0013.N1	12-MAR-2007 12:17:18	Bright	46.000	119	14Eta Dra	2.7270	4700.0	92	26301	No
140	GOM_NL__2PRFIN20070312_122300_000000502056_00195_26301_0014.N1	12-MAR-2007 12:23:00	Bright	49.500	69	33Gam Dra	2.2310	3800.0	99	26301	No
141	GOM_NL__2PRFIN20070312_122601_000000382056_00195_26301_0015.N1	12-MAR-2007 12:26:01	Bright	37.500	144	18Del Cyg	2.8600	11000.	75	26301	No
142	GOM_NL__2PRFIN20070312_122807_000000512056_00195_26301_0016.N1	12-MAR-2007 12:28:07	Bright	51.000	5	3Alp Lyr	0.033000	11000.	102	26301	No
143	GOM_NL__2PRFIN20070312_123643_000000502056_00195_26301_0017.N1	12-MAR-2007 12:36:43	Tw_i_and_stray	50.000	168	17Zet Aql	2.9860	11000.	100	26301	No
144	GOM_NL__2PRFIN20070312_124659_000000442056_00195_26301_0018.N1	12-MAR-2007 12:46:59	Dark	44.000	155	41Pi Sgr	2.9000	6600.0	88	26301	No
145	GOM_NL__2PRFIN20070312_124857_000000442056_00195_26301_0019.N1	12-MAR-2007 12:48:57	Dark	43.500	57	34Sig Sgr	2.0660	26000.	87	26301	No
146	GOM_NL__2PRFIN20070312_125220_000000482056_00195_26301_0020.N1	12-MAR-2007 12:52:20	Dark	48.000	38	20Eps Sgr	1.8360	11000.	96	26301	No
147	GOM_NL__2PRFIN20070312_161958_000000432056_00198_26304_0046.N1	12-MAR-2007 16:19:58	Dark	43.000	75	26Eps Sco	2.2910	4250.0	86	26304	No
148	GOM_NL__2PRFIN20070312_162539_000000532056_00198_26304_0047.N1	12-MAR-2007 16:25:39	Dark	53.000	131	Gam Lup	2.8000	26000.	106	26304	No
149	GOM_NL__2PRFIN20070312_162800_000000472056_00198_26304_0048.N1	12-MAR-2007 16:28:00	Dark	46.500	78	Alp Lup	2.3040	28000.	93	26304	No
150	GOM_NL__2PRFIN20070312_162935_000000412056_00198_26304_0049.N1	12-MAR-2007 16:29:35	Dark	40.500	77	Eps Cen	2.3030	28000.	81	26304	No
151	GOM_NL__2PRFIN20070312_163233_000000412056_00198_26304_0050.N1	12-MAR-2007 16:32:33	Straylight	40.500	64	Gam Cen	2.2000	10600.	81	26304	No
152	GOM_NL__2PRFIN20070312_163437_000000502056_00198_26304_0051.N1	12-MAR-2007 16:34:37	Straylight	49.500	123	lot Cen	2.7500	10200.	99	26304	No
153	GOM_NL__2PRFIN20070312_164044_000000572056_00198_26304_0052.N1	12-MAR-2007 16:40:44	Straylight	57.000	106	9Bet Crv	2.6480	5600.0	114	26304	No
154	GOM_NL__2PRFIN20070312_164312_000000552056_00198_26304_0053.N1	12-MAR-2007 16:43:12	Straylight	55.000	100	4Gam Crv	2.5800	13100.	110	26304	No
155	GOM_NL__2PRFIN20070312_165501_000000392056_00198_26304_0054.N1	12-MAR-2007 16:55:01	Bright	38.500	51	41Gam1Leo	2.0100	4500.0	77	26304	No
156	GOM_NL__2PRFIN20070312_170304_000000412056_00198_26304_0055.N1	12-MAR-2007 17:03:04	Bright	41.000	174	52Psi UMa	3.0040	4400.0	82	26304	No
157	GOM_NL__2PRFIN20070312_170610_000000372056_00198_26304_0056.N1	12-MAR-2007 17:06:10	Bright	37.000	82	48Bet UMa	2.3650	10600.	74	26304	No
158	GOM_NL__2PRFIN20070312_170738_000000402056_00198_26304_0057.N1	12-MAR-2007 17:07:38	Bright	40.000	36	50Alp UMa	1.8000	6300.0	80	26304	No
159	GOM_NL__2PRFIN20070312_170938_000000462056_00198_26304_0058.N1	12-MAR-2007 17:09:38	Bright	46.000	32	77Eps UMa	1.7630	11000.	92	26304	No
160	GOM_NL__2PRFIN20070312_171447_000000422056_00198_26304_0059.N1	12-MAR-2007 17:14:47	Bright	41.500	60	7Bet UMi	2.0810	3950.0	83	26304	No

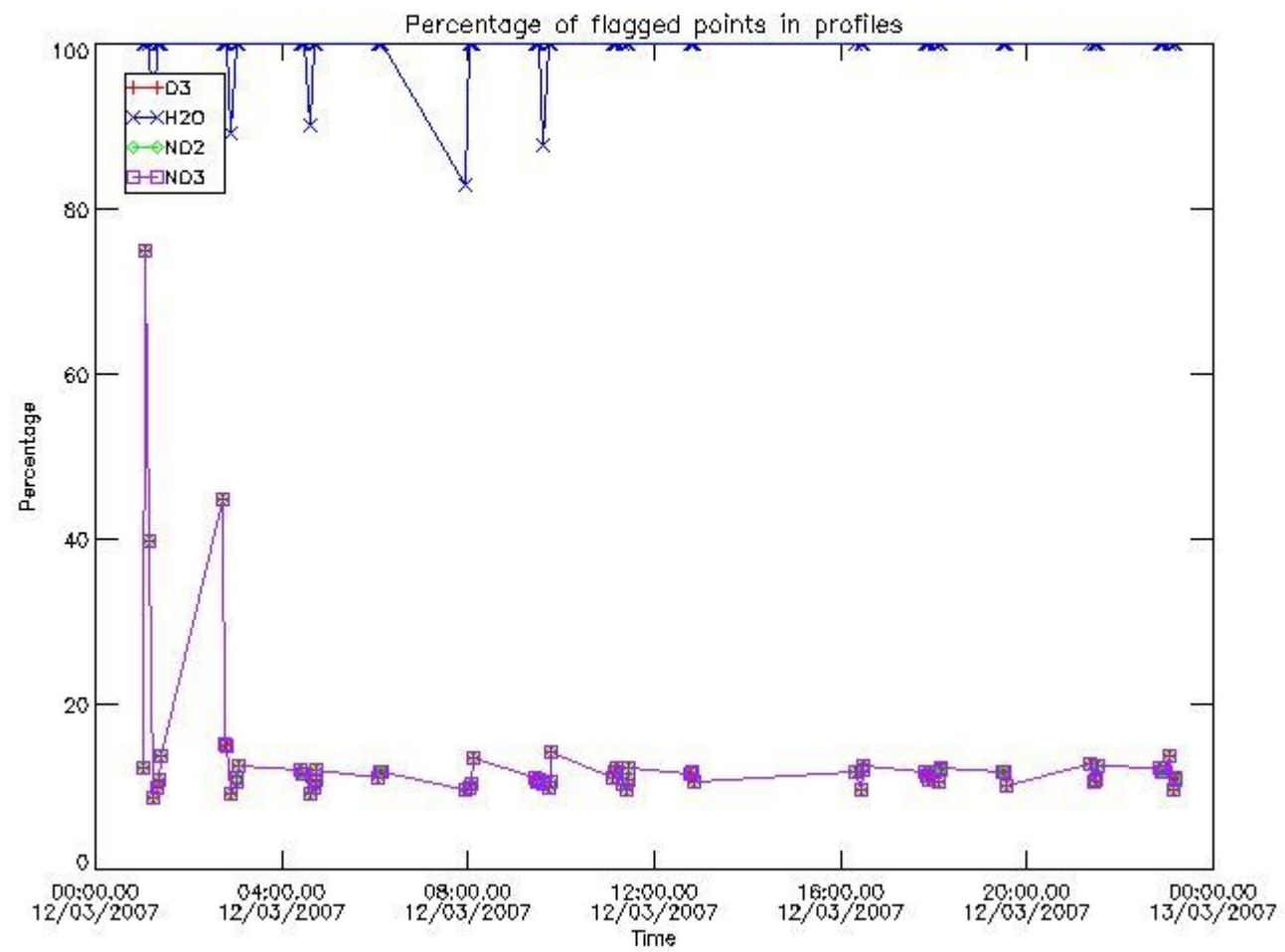
161	GOM_NL__2PRFIN20070312_171904_000000472056_00198_26304_0060.N1	12-MAR-2007 17:19:04	Bright	46.500	119	14Eta Dra	2.7270	4700.0	93	26304	No
162	GOM_NL__2PRFIN20070312_172447_000000482056_00198_26304_0061.N1	12-MAR-2007 17:24:47	Bright	47.500	69	33Gam Dra	2.2310	3800.0	95	26304	No
163	GOM_NL__2PRFIN20070312_172749_000000442056_00198_26304_0062.N1	12-MAR-2007 17:27:49	Bright	43.500	144	18Del Cyg	2.8600	11000.	87	26304	No
164	GOM_NL__2PRFIN20070312_173857_000000482056_00198_26304_0063.N1	12-MAR-2007 17:38:57	Bright	47.500	11	53Alp Aql	0.76500	8000.0	95	26304	No
165	GOM_NL__2PRFIN20070312_174849_000000432056_00198_26304_0064.N1	12-MAR-2007 17:48:49	Dark	43.000	155	41Pi Sgr	2.9000	6600.0	86	26304	No
166	GOM_NL__2PRFIN20070312_175047_000000452056_00198_26304_0065.N1	12-MAR-2007 17:50:47	Dark	45.000	57	34Sig Sgr	2.0660	26000.	90	26304	No
167	GOM_NL__2PRFIN20070312_175410_000000482056_00198_26304_0066.N1	12-MAR-2007 17:54:10	Dark	47.500	38	20Eps Sgr	1.8360	11000.	95	26304	No
168	GOM_NL__2PRFIN20070312_180035_000000432056_00199_26305_0058.N1	12-MAR-2007 18:00:35	Dark	43.000	75	26Eps Sco	2.2910	4250.0	86	26305	No
169	GOM_NL__2PRFIN20070312_180616_000000532056_00199_26305_0059.N1	12-MAR-2007 18:06:16	Dark	53.000	131	Gam Lup	2.8000	26000.	106	26305	No
170	GOM_NL__2PRFIN20070312_180837_000000472056_00199_26305_0060.N1	12-MAR-2007 18:08:37	Dark	46.500	78	Alp Lup	2.3040	28000.	93	26305	No
171	GOM_NL__2PRFIN20070312_181012_000000422056_00199_26305_0061.N1	12-MAR-2007 18:10:12	Dark	41.500	77	Eps Cen	2.3030	28000.	83	26305	No
172	GOM_NL__2PRFIN20070312_181310_000000472056_00199_26305_0062.N1	12-MAR-2007 18:13:10	Straylight	47.000	64	Gam Cen	2.2000	10600.	94	26305	No
173	GOM_NL__2PRFIN20070312_181513_000000522056_00199_26305_0063.N1	12-MAR-2007 18:15:13	Straylight	51.500	123	lot Cen	2.7500	10200.	103	26305	No
174	GOM_NL__2PRFIN20070312_182120_000000572056_00199_26305_0064.N1	12-MAR-2007 18:21:20	Straylight	56.500	106	9Bet Crv	2.6480	5600.0	113	26305	No
175	GOM_NL__2PRFIN20070312_182348_000000552056_00199_26305_0065.N1	12-MAR-2007 18:23:48	Straylight	55.000	100	4Gam Crv	2.5800	13100.	110	26305	No
176	GOM_NL__2PRFIN20070312_183537_000000402056_00199_26305_0066.N1	12-MAR-2007 18:35:37	Bright	40.000	51	41Gam1Leo	2.0100	4500.0	80	26305	No
177	GOM_NL__2PRFIN20070312_184339_000000412056_00199_26305_0067.N1	12-MAR-2007 18:43:39	Bright	40.500	174	52Psi UMa	3.0040	4400.0	81	26305	No
178	GOM_NL__2PRFIN20070312_184645_000000382056_00199_26305_0068.N1	12-MAR-2007 18:46:45	Bright	37.500	82	48Bet UMa	2.3650	10600.	75	26305	No
179	GOM_NL__2PRFIN20070312_184813_000000402056_00199_26305_0069.N1	12-MAR-2007 18:48:13	Bright	39.500	36	50Alp UMa	1.8000	6300.0	79	26305	No
180	GOM_NL__2PRFIN20070312_185013_000000682056_00199_26305_0070.N1	12-MAR-2007 18:50:13	Bright	68.000	32	77Eps UMa	1.7630	11000.	136	26305	No
181	GOM_NL__2PRFIN20070312_185523_000000422056_00199_26305_0071.N1	12-MAR-2007 18:55:23	Bright	41.500	60	7Bet UMi	2.0810	3950.0	83	26305	No
182	GOM_NL__2PRFIN20070312_185940_000000462056_00199_26305_0072.N1	12-MAR-2007 18:59:40	Bright	45.500	119	14Eta Dra	2.7270	4700.0	91	26305	No
183	GOM_NL__2PRFIN20070312_190522_000000502056_00199_26305_0073.N1	12-MAR-2007 19:05:22	Bright	49.500	69	33Gam Dra	2.2310	3800.0	99	26305	No
184	GOM_NL__2PRFIN20070312_190825_000000382056_00199_26305_0074.N1	12-MAR-2007 19:08:25	Bright	37.500	144	18Del Cyg	2.8600	11000.	75	26305	No
185	GOM_NL__2PRFIN20070312_191933_000000492056_00199_26305_0075.N1	12-MAR-2007 19:19:33	Bright	48.500	11	53Alp Aql	0.76500	8000.0	97	26305	No
186	GOM_NL__2PRFIN20070312_192925_000000442056_00199_26305_0076.N1	12-MAR-2007 19:29:25	Dark	43.500	155	41Pi Sgr	2.9000	6600.0	87	26305	No
187	GOM_NL__2PRFIN20070312_193124_000000432056_00199_26305_0077.N1	12-MAR-2007 19:31:24	Dark	43.000	57	34Sig Sgr	2.0660	26000.	86	26305	No
188	GOM_NL__2PRFIN20070312_193447_000000512056_00199_26305_0078.N1	12-MAR-2007 19:34:47	Dark	50.500	38	20Eps Sgr	1.8360	11000.	101	26305	No
189	GOM_NL__2PRFIN20070312_212150_000000402056_00201_26307_0090.N1	12-MAR-2007 21:21:50	Dark	40.000	75	26Eps Sco	2.2910	4250.0	80	26307	No
190	GOM_NL__2PRFIN20070312_212730_000000532056_00201_26307_0091.N1	12-MAR-2007 21:27:30	Dark	52.500	131	Gam Lup	2.8000	26000.	105	26307	No
191	GOM_NL__2PRFIN20070312_212950_000000472056_00201_26307_0092.N1	12-MAR-2007 21:29:50	Dark	47.000	78	Alp Lup	2.3040	28000.	94	26307	No
192	GOM_NL__2PRFIN20070312_213125_000000412056_00201_26307_0093.N1	12-MAR-2007 21:31:25	Dark	41.000	77	Eps Cen	2.3030	28000.	82	26307	No
193	GOM_NL__2PRFIN20070312_213422_000000462056_00201_26307_0094.N1	12-MAR-2007 21:34:22	Straylight	46.000	64	Gam Cen	2.2000	10600.	92	26307	No
194	GOM_NL__2PRFIN20070312_213626_000000502056_00201_26307_0095.N1	12-MAR-2007 21:36:26	Straylight	50.000	123	lot Cen	2.7500	10200.	100	26307	No
195	GOM_NL__2PRFIN20070312_214232_000000552056_00201_26307_0096.N1	12-MAR-2007 21:42:32	Straylight	54.500	106	9Bet Crv	2.6480	5600.0	109	26307	No
196	GOM_NL__2PRFIN20070312_214500_000000522056_00201_26307_0097.N1	12-MAR-2007 21:45:00	Straylight	52.000	100	4Gam Crv	2.5800	13100.	104	26307	No
197	GOM_NL__2PRFIN20070312_215648_000000392056_00201_26307_0098.N1	12-MAR-2007 21:56:48	Bright	38.500	51	41Gam1Leo	2.0100	4500.0	77	26307	No
198	GOM_NL__2PRFIN20070312_220450_000000392056_00201_26307_0099.N1	12-MAR-2007 22:04:50	Bright	38.500	174	52Psi UMa	3.0040	4400.0	77	26307	No
199	GOM_NL__2PRFIN20070312_220757_000000382056_00201_26307_0100.N1	12-MAR-2007 22:07:57	Bright	38.000	82	48Bet UMa	2.3650	10600.	76	26307	No
200	GOM_NL__2PRFIN20070312_220925_000000402056_00201_26307_0101.N1	12-MAR-2007 22:09:25	Bright	39.500	36	50Alp UMa	1.8000	6300.0	79	26307	No
201	GOM_NL__2PRFIN20070312_221124_000000472056_00201_26307_0102.N1	12-MAR-2007 22:11:24	Bright	46.500	32	77Eps UMa	1.7630	11000.	93	26307	No
202	GOM_NL__2PRFIN20070312_221634_000000402056_00201_26307_0103.N1	12-MAR-2007 22:16:34	Bright	40.000	60	7Bet UMi	2.0810	3950.0	80	26307	No
203	GOM_NL__2PRFIN20070312_222050_000000472056_00201_26307_0104.N1	12-MAR-2007 22:20:50	Bright	47.000	119	14Eta Dra	2.7270	4700.0	94	26307	No
204	GOM_NL__2PRFIN20070312_222633_000000492056_00201_26307_0105.N1	12-MAR-2007 22:26:33	Bright	49.000	69	33Gam Dra	2.2310	3800.0	98	26307	No
205	GOM_NL__2PRFIN20070312_222937_000000382056_00201_26307_0106.N1	12-MAR-2007 22:29:37	Bright	38.000	144	18Del Cyg	2.8600	11000.	76	26307	No
206	GOM_NL__2PRFIN20070312_224046_000000472056_00201_26307_0107.N1	12-MAR-2007 22:40:46	Bright	47.000	11	53Alp Aql	0.76500	8000.0	94	26307	No
207	GOM_NL__2PRFIN20070312_225038_000000422056_00201_26307_0108.N1	12-MAR-2007 22:50:38	Dark	41.500	155	41Pi Sgr	2.9000	6600.0	83	26307	No
208	GOM_NL__2PRFIN20070312_225237_000000432056_00201_26307_0109.N1	12-MAR-2007 22:52:37	Dark	43.000	57	34Sig Sgr	2.0660	26000.	86	26307	No
209	GOM_NL__2PRFIN20070312_225600_000000432056_00201_26307_0110.N1	12-MAR-2007 22:56:00	Dark	43.000	38	20Eps Sgr	1.8360	11000.	86	26307	No
210	GOM_NL__2PRFIN20070312_230227_000000372056_00202_26308_0106.N1	12-MAR-2007 23:02:27	Dark	37.000	75	26Eps Sco	2.2910	4250.0	74	26308	No
211	GOM_NL__2PRFIN20070312_230807_000000542056_00202_26308_0107.N1	12-MAR-2007 23:08:07	Dark	53.500	131	Gam Lup	2.8000	26000.	107	26308	No
212	GOM_NL__2PRFIN20070312_231027_000000472056_00202_26308_0108.N1	12-MAR-2007 23:10:27	Dark	46.500	78	Alp Lup	2.3040	28000.	93	26308	No
213	GOM_NL__2PRFIN20070312_231201_000000462056_00202_26308_0109.N1	12-MAR-2007 23:12:01	Dark	46.000	77	Eps Cen	2.3030	28000.	92	26308	No
214	GOM_NL__2PRFIN20070312_231459_000000432056_00202_26308_0110.N1	12-MAR-2007 23:14:59	Straylight	42.500	64	Gam Cen	2.2000	10600.	85	26308	No
215	GOM_NL__2PRFIN20070312_231703_000000502056_00202_26308_0111.N1	12-MAR-2007 23:17:03	Straylight	50.000	123	lot Cen	2.7500	10200.	100	26308	No
216	GOM_NL__2PRFIN20070312_232308_000000552056_00202_26308_0112.N1	12-MAR-2007 23:23:08	Straylight	55.000	106	9Bet Crv	2.6480	5600.0	110	26308	No
217	GOM_NL__2PRFIN20070312_232536_000000542056_00202_26308_0113.N1	12-MAR-2007 23:25:36	Straylight	53.500	100	4Gam Crv	2.5800	13100.	107	26308	No
218	GOM_NL__2PRFIN20070312_233724_000000392056_00202_26308_0114.N1	12-MAR-2007 23:37:24	Bright	38.500	51	41Gam1Leo	2.0100	4500.0	77	26308	No
219	GOM_NL__2PRFIN20070312_234525_000000412056_00202_26308_0115.N1	12-MAR-2007 23:45:25	Bright	41.000	174	52Psi UMa	3.0040	4400.0	82	26308	No

220	GOM_NL__2PRFIN20070312_234832_000000402056_00202_26308_0116.N1	12-MAR-2007 23:48:32	Bright	39.500	82	48Bet UMa	2.3650	10600.	79	26308	No
221	GOM_NL__2PRFIN20070312_235000_000000392056_00202_26308_0117.N1	12-MAR-2007 23:50:00	Bright	38.500	36	50Alp UMa	1.8000	6300.0	77	26308	No
222	GOM_NL__2PRFIN20070312_235159_000000432056_00202_26308_0118.N1	12-MAR-2007 23:51:59	Bright	43.000	32	77Eps UMa	1.7630	11000.	86	26308	No
223	GOM_NL__2PRFIN20070312_235709_000000372056_00202_26308_0119.N1	12-MAR-2007 23:57:09	Bright	37.000	60	7Bet UMi	2.0810	3950.0	74	26308	No

3. Quality information per product

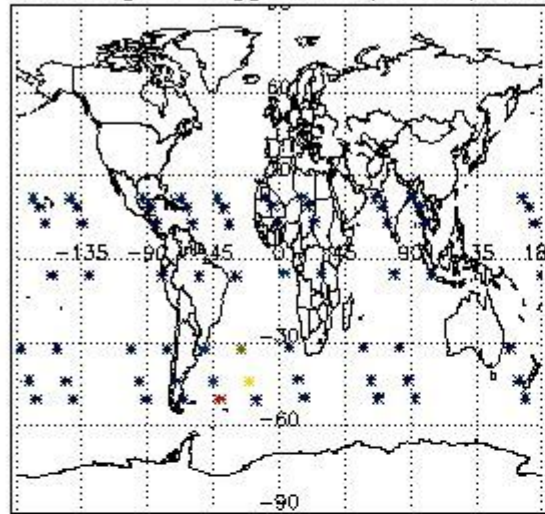
In this section it is plotted some information contained in the Quality Summary data set of the level 2 products. Only products in dark limb conditions and without errors (error flag in the MPH set to "0") are used.

3.1 Plot quality information per product (time dependant)

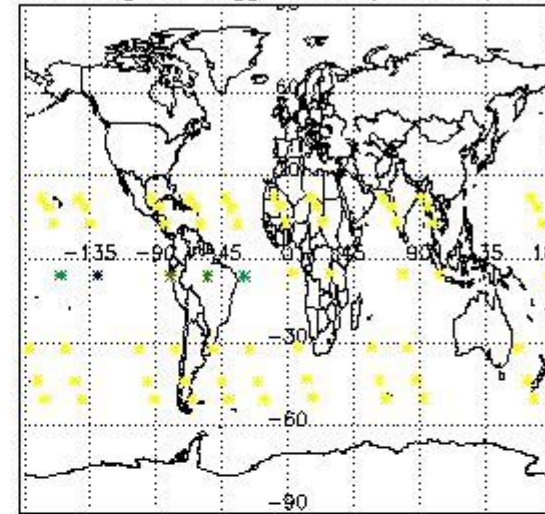


3.2 Plot quality information per product (world map)

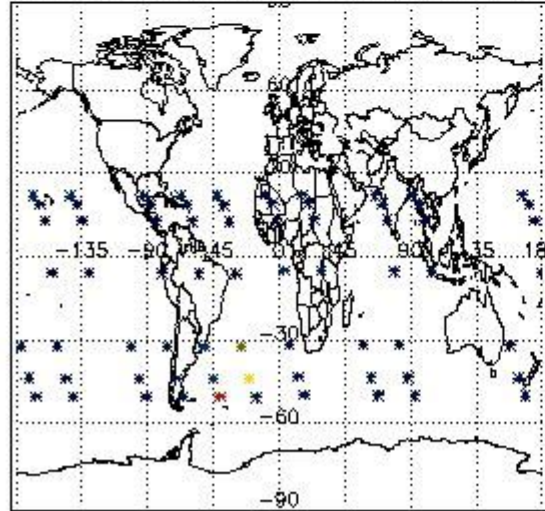
Percentage of flagged data per O3 profile



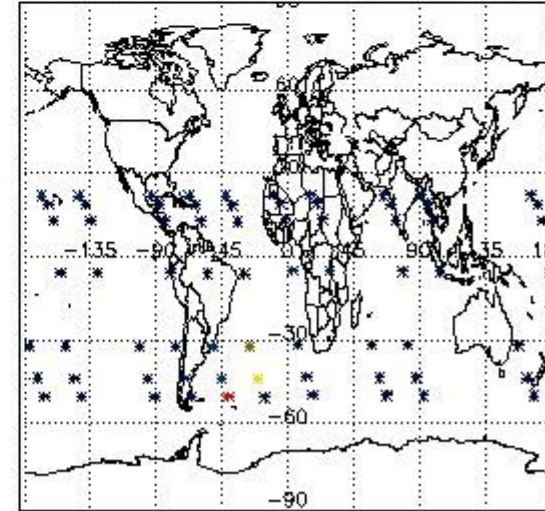
Percentage of flagged data per H2O profile



Percentage of flagged data per NO2 profile



Percentage of flagged data per NO3 profile

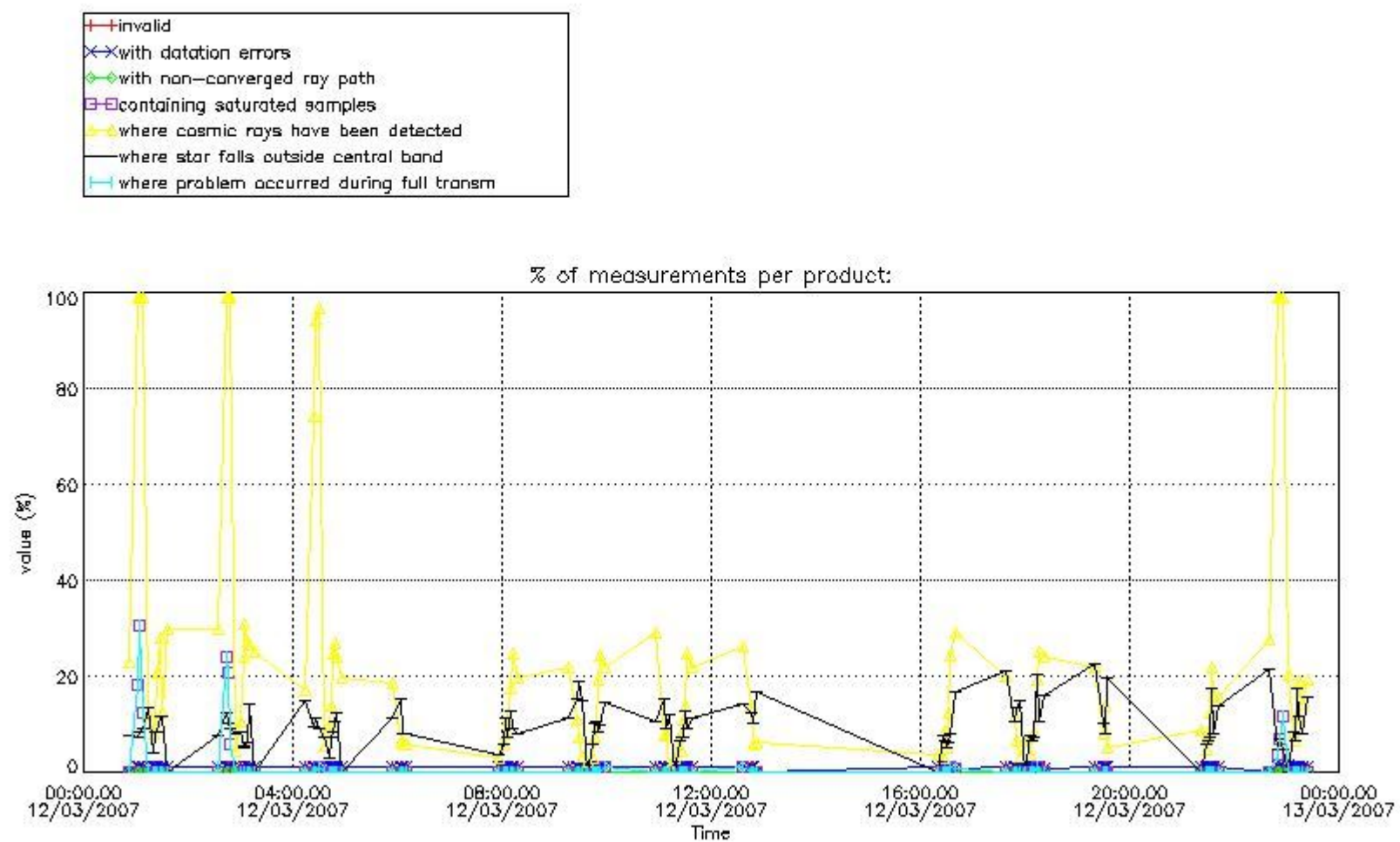


4. Level 1 quality information per product

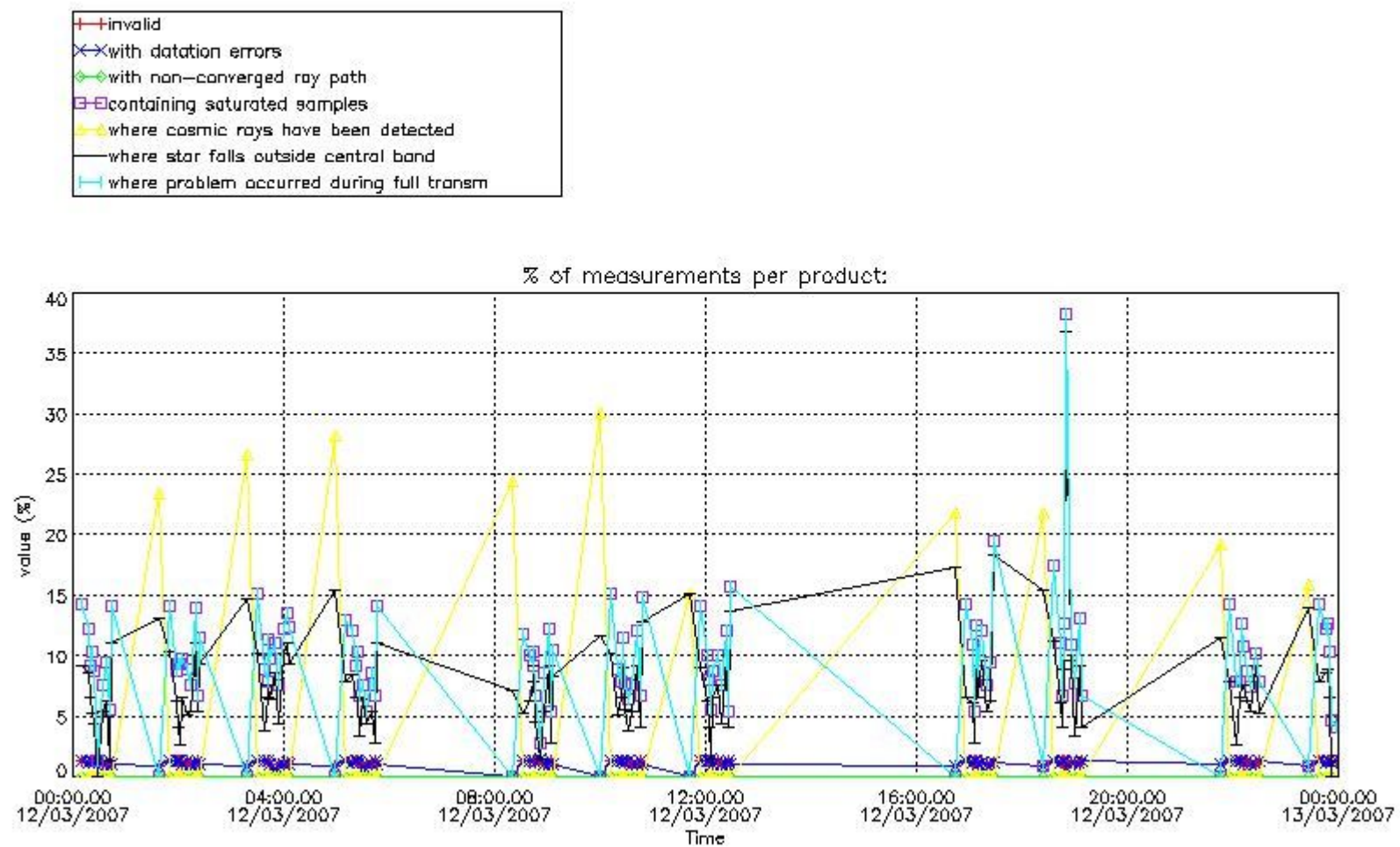
In this section it is plotted some information contained in the Quality Summary data set of the level 2 products that comes from the level 1b processing. Products without errors (error flag in the MPH set to "0") are used.

4.1 Plot quality information per product (time dependant) coming from level 1b processing

4.1.1 Plot level 1 quality information per product (time dependant): ENVISAT ASCENDING passes



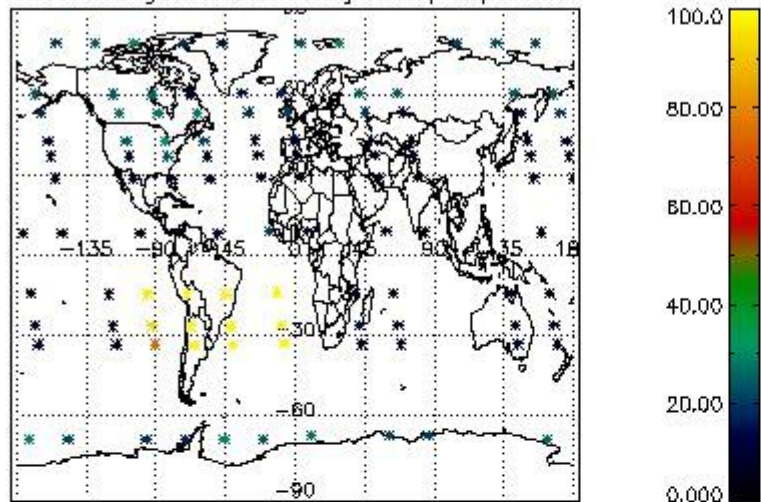
4.1.2 Plot level 1 quality information per product (time dependant): ENVISAT DESCENDING passes



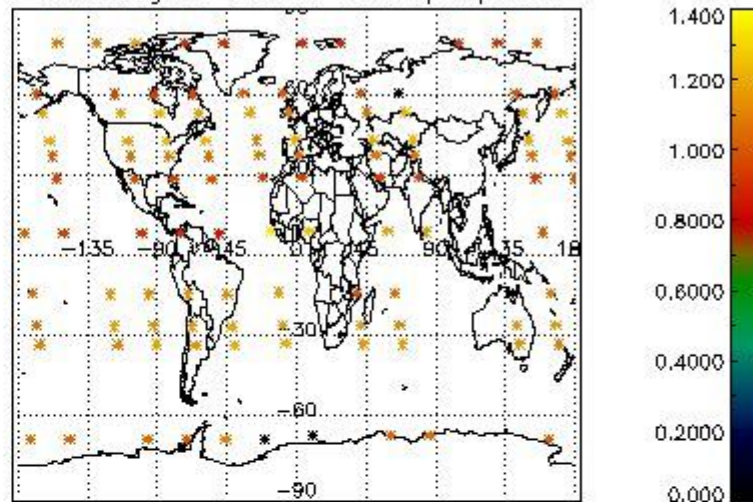
4.2 Plot quality information per product coming from level 1b processing (world map)

4.2.1 Plot level 1 quality information per product (world map): ENVISAT ASCENDING passes

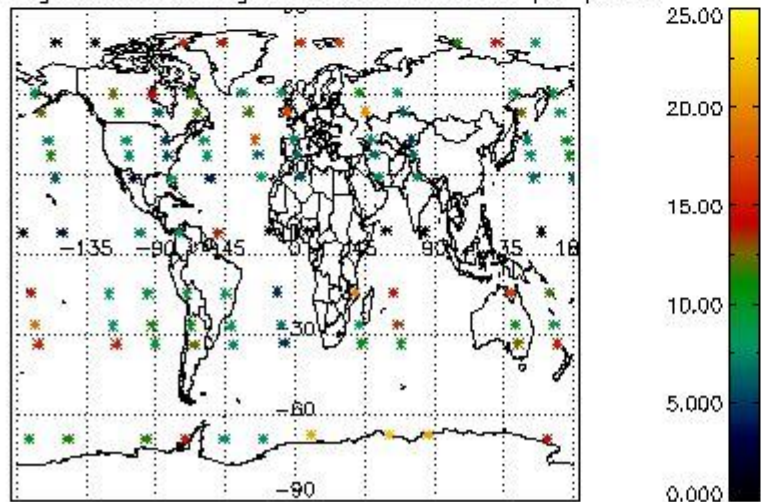
Percentage of cosmic ray hits per profile



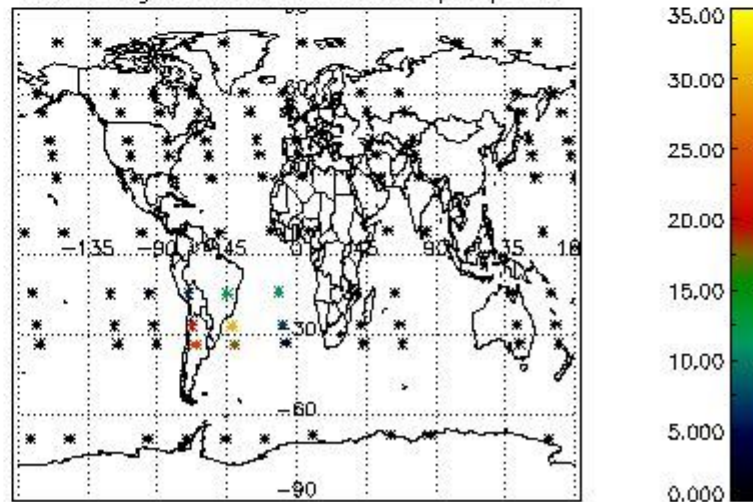
Percentage of datation errors per profile



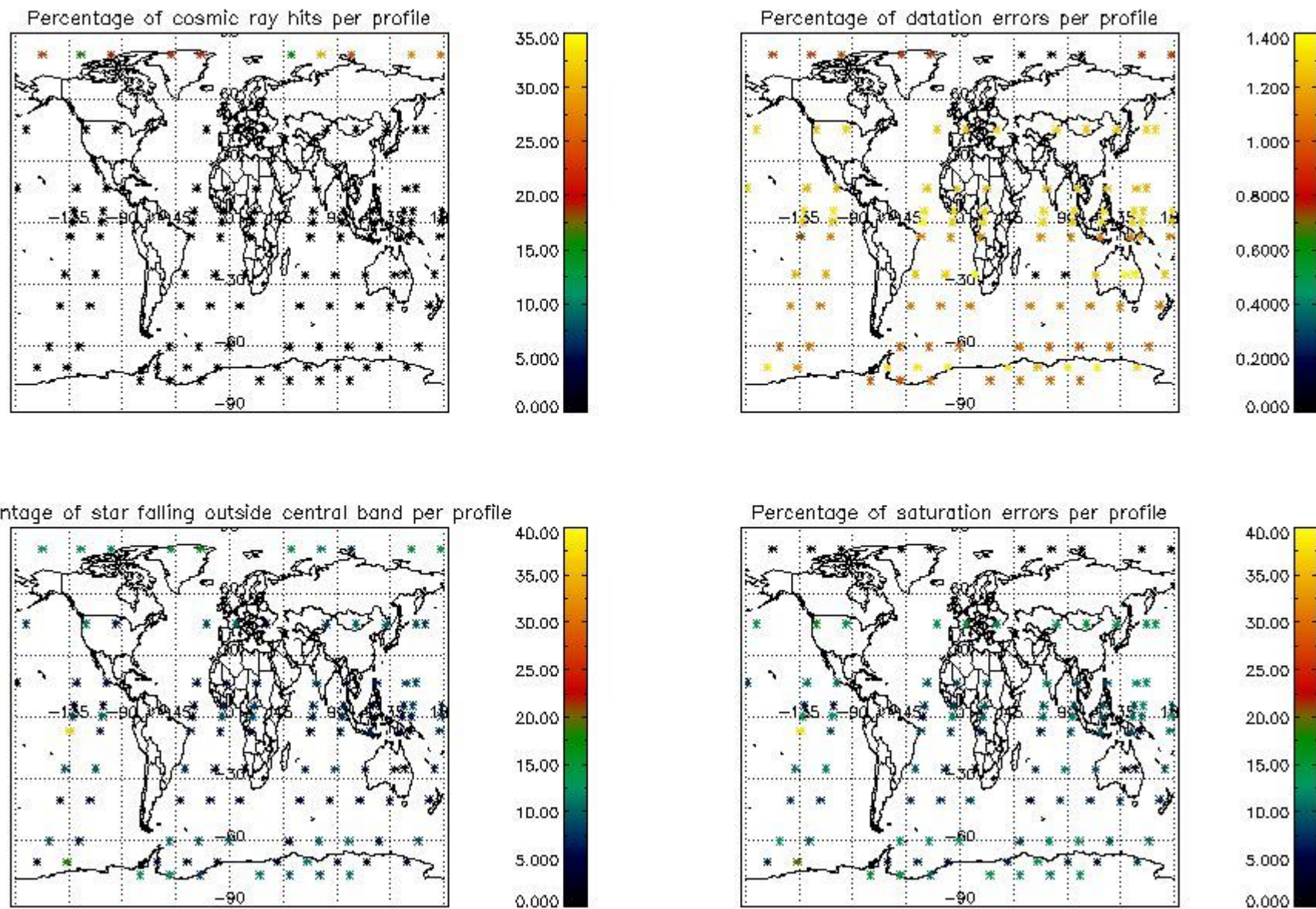
Percentage of star falling outside central band per profile



Percentage of saturation errors per profile



4.2.2 Plot level 1 quality information per product (world map): ENVISAT DESCENDING passes



5. Trace gas profiles

5.1 Ozone statistics based on quality of products

The final quality of the products can be "measured" using the STD (Standard Deviation) attached to every point profile. This information is written to the parameter GOM_NL__2P/NL_LOCAL_SPECIES_DENSITY/o3_std of the level 2 products. The table below shows the statistics for given STD ranges.

The statistics are given with respect to the overall valid production:

- Products without fatal errors: GOM_NL__2P/MPH/PRODUCT_ERR=0
- Valid point profile: GOM_NL__2P/NL_LOCAL_SPECIES_DENSITY/pcd(0)=0

The 'Criteria' is applied to valid points of dark limb products:

- Products in dark limb illumination condition: GOM_NL__2P/NL_SUMMARY_QUALITY/obs_ill_cond=0
- Products without fatal errors: GOM_NL__2P/MPH/PRODUCT_ERR=0
- Valid point profile: GOM_NL__2P/NL_LOCAL_SPECIES_DENSITY/pcd(0)=0

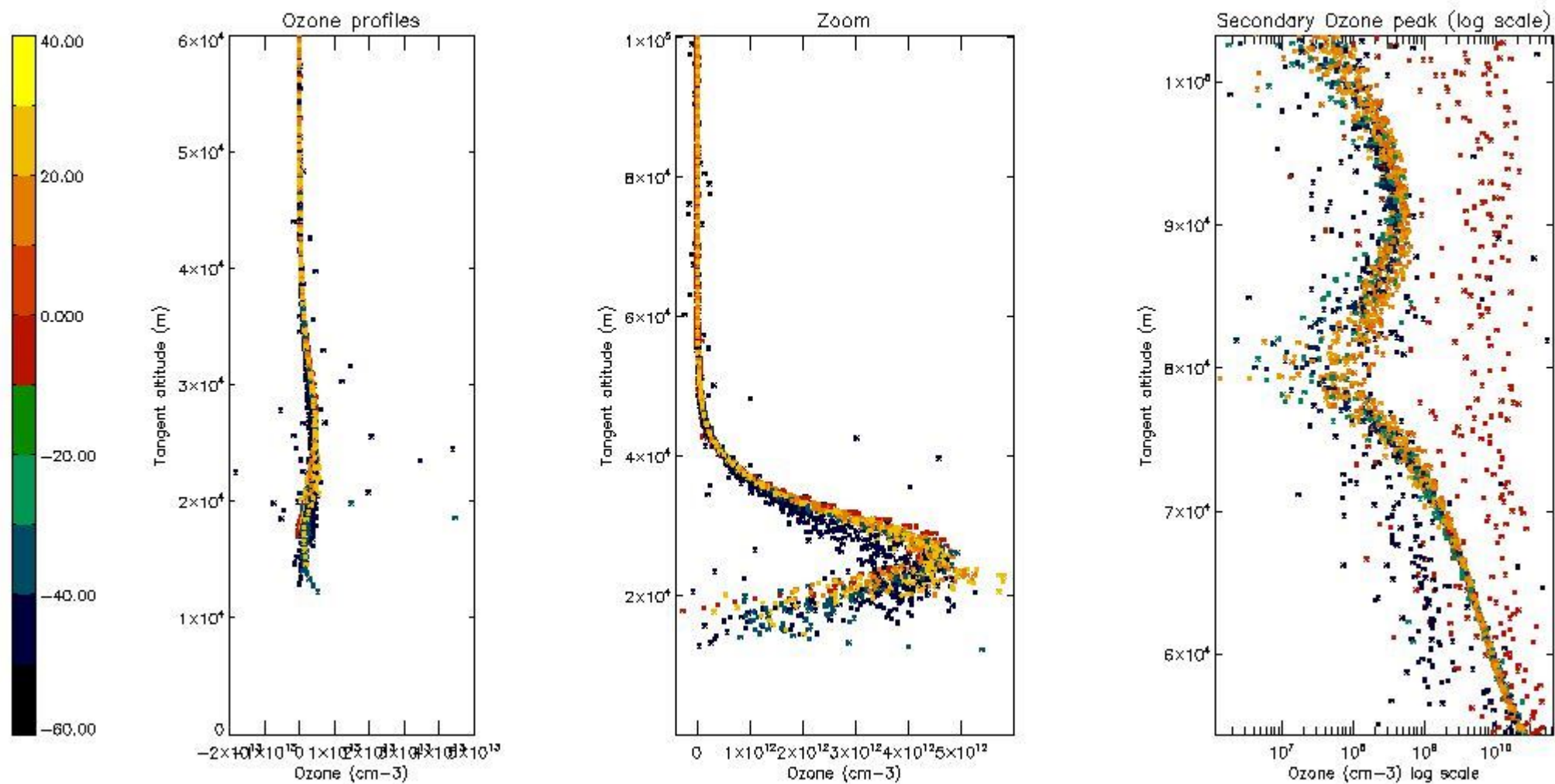
So, the table below shows the percentage of dark limb and valid observations for each criteria with respect to the overall valid daily observations.

Criteria	% of total production
All STD	32
STD < 20	18

STD < 10	14
STD < 5	11

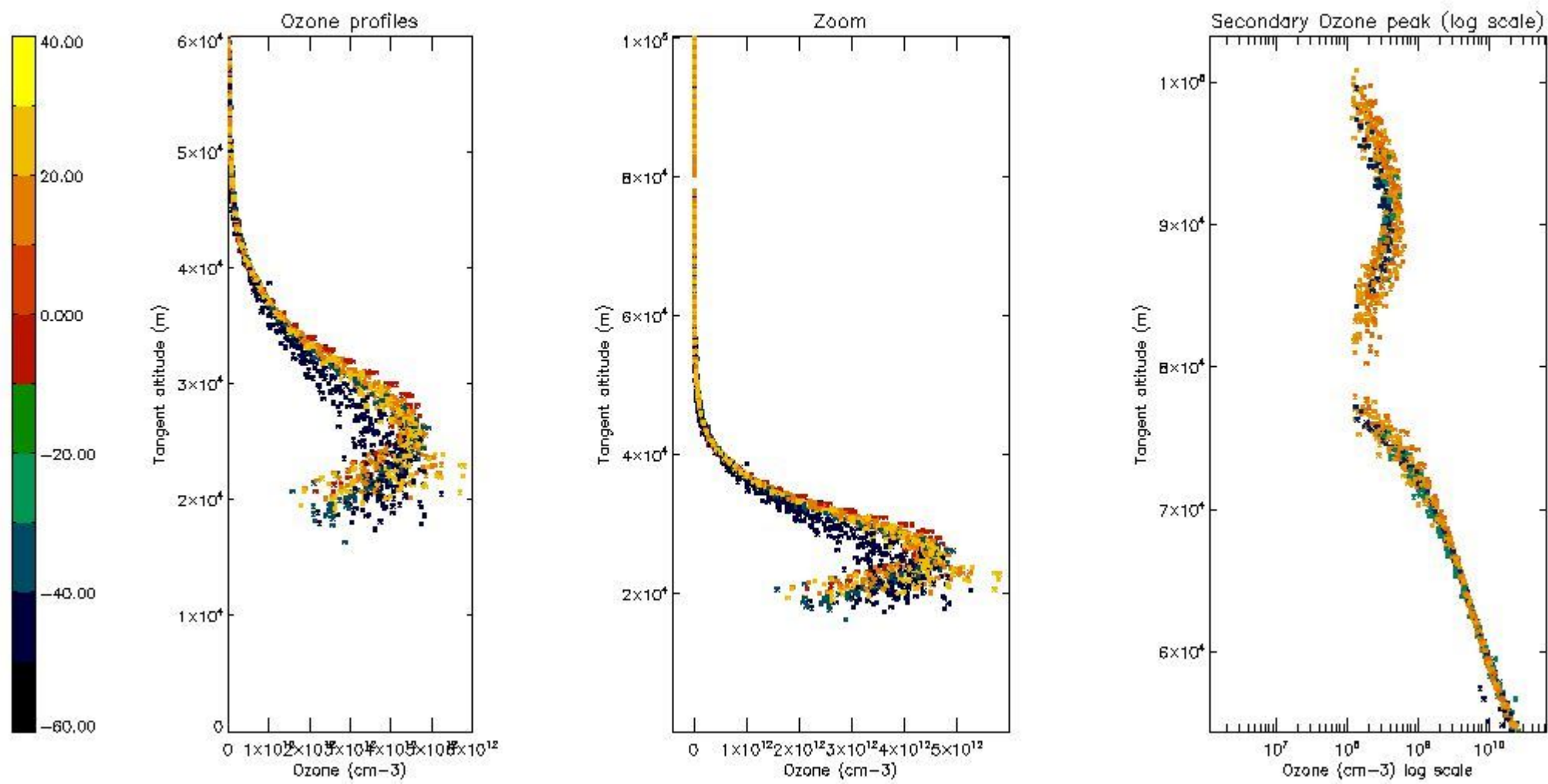
5.2 Plot ozone profiles for all STD (dark without errors)

The colorbar represents the latitude.



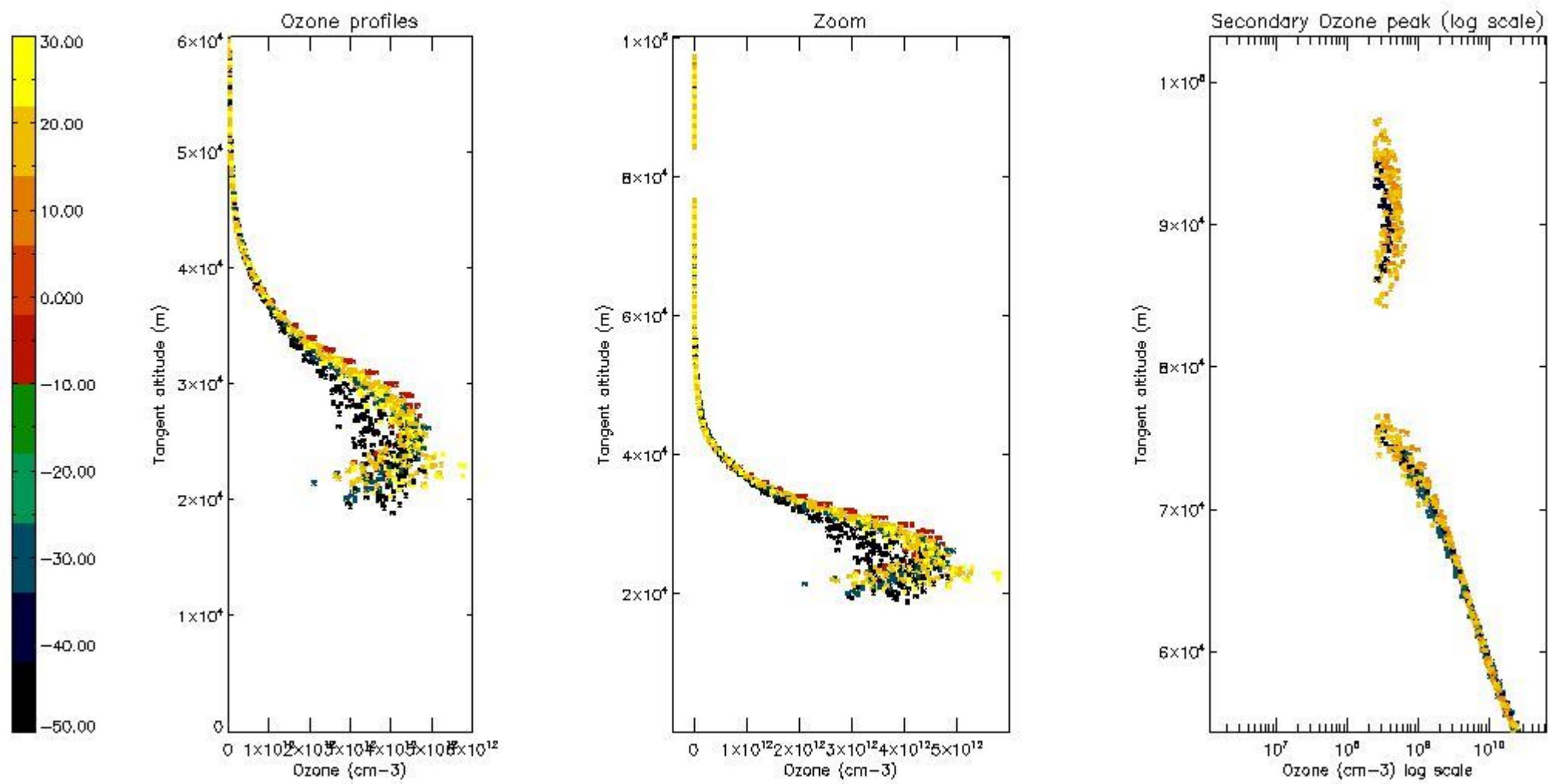
5.3 Plot ozone profiles where STD < 20% (dark without errors)

The colorbar represents the latitude.



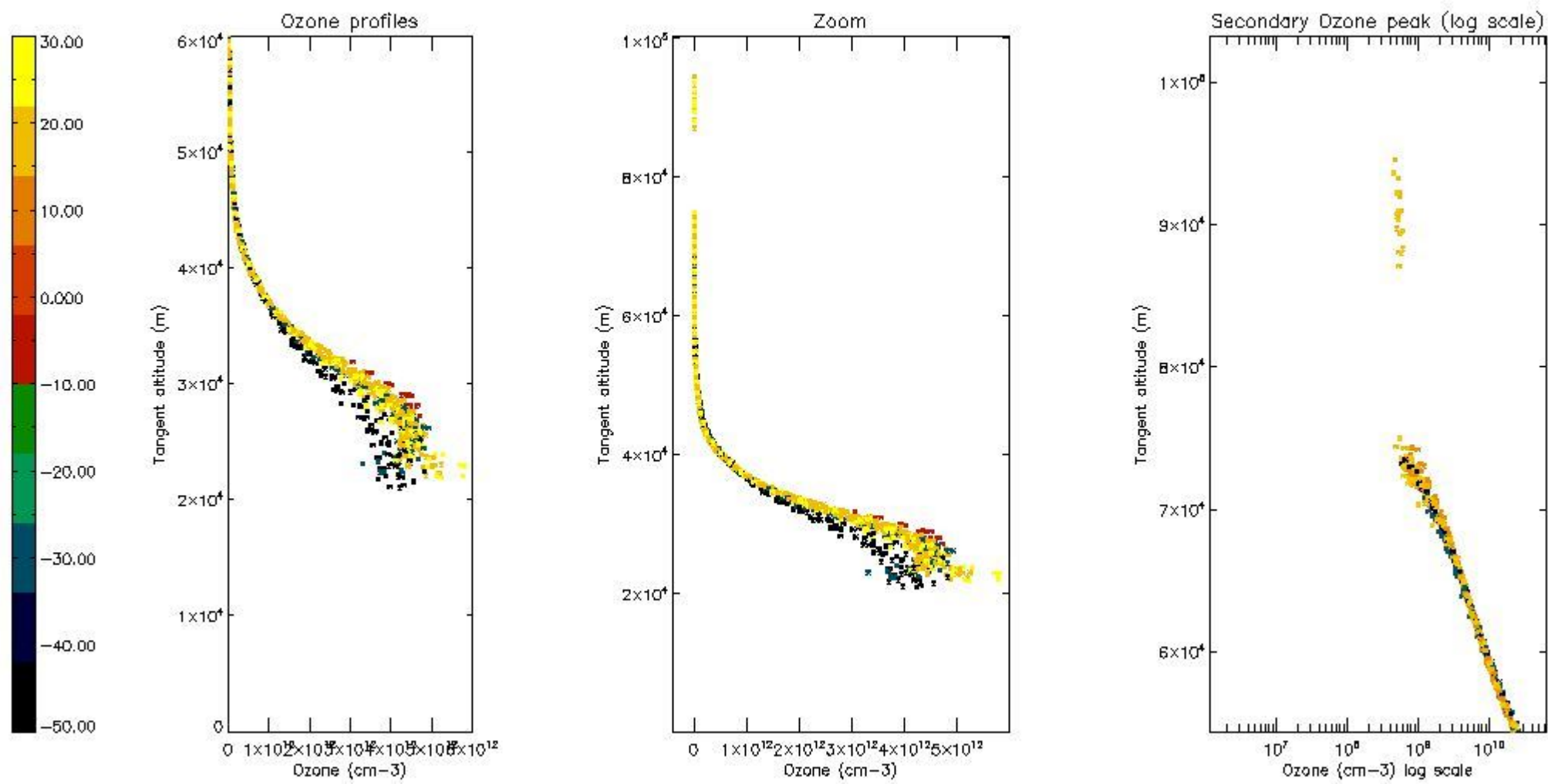
5.4 Plot ozone profiles where STD < 10% (dark without errors)

The colorbar represents the latitude.



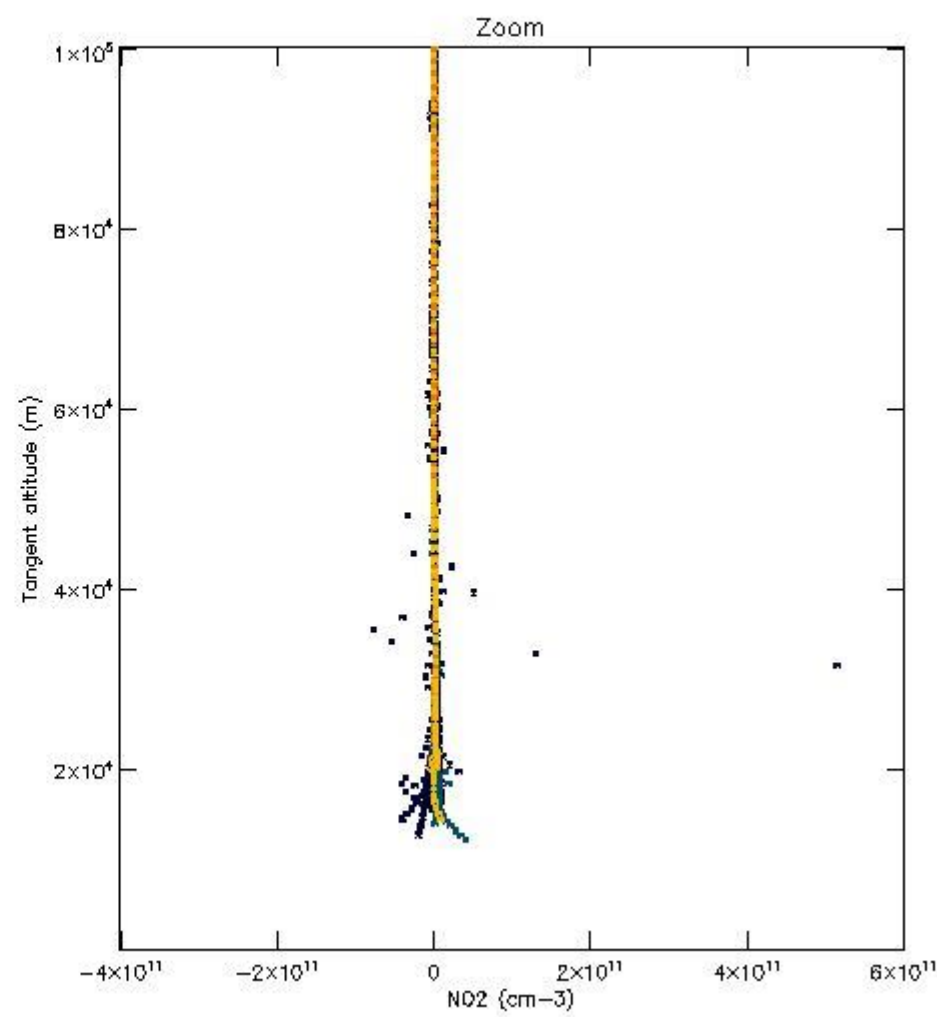
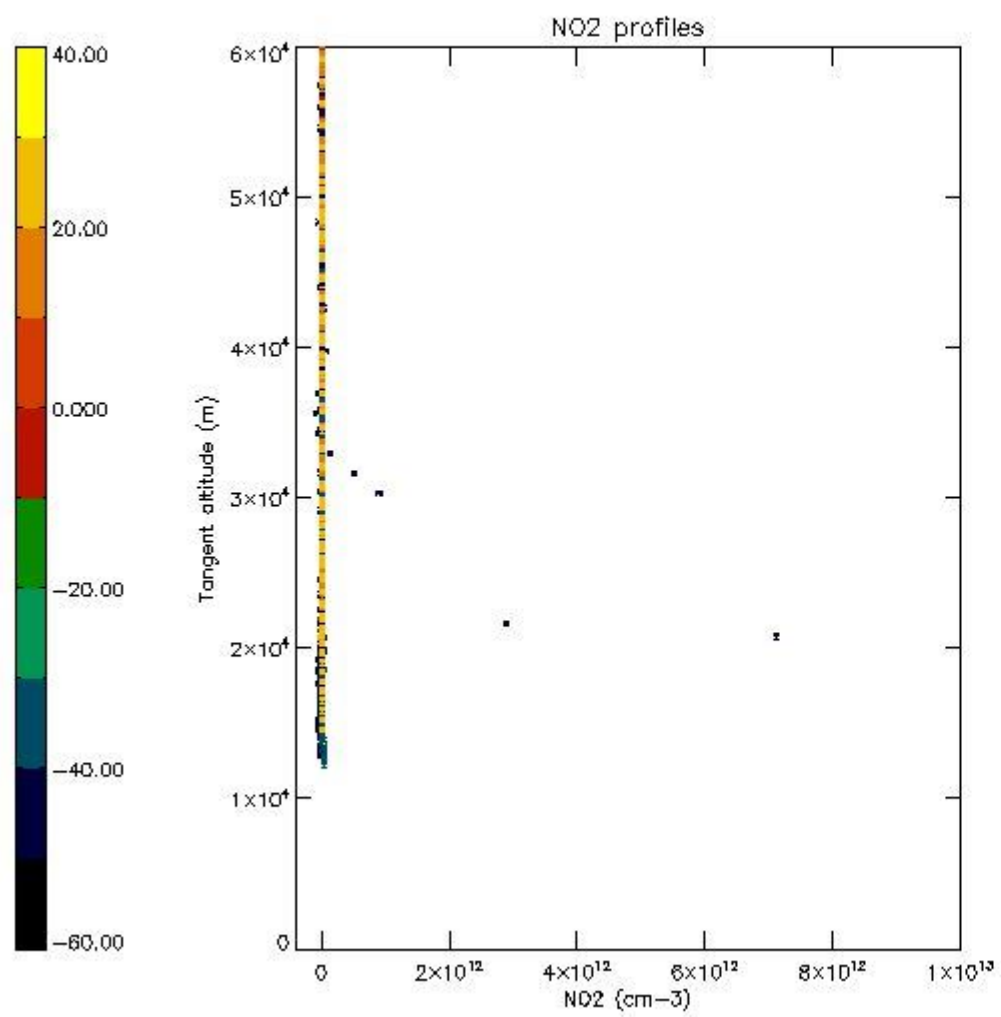
5.5 Plot ozone profiles where STD < 5% (dark without errors)

The colorbar represents the latitude.



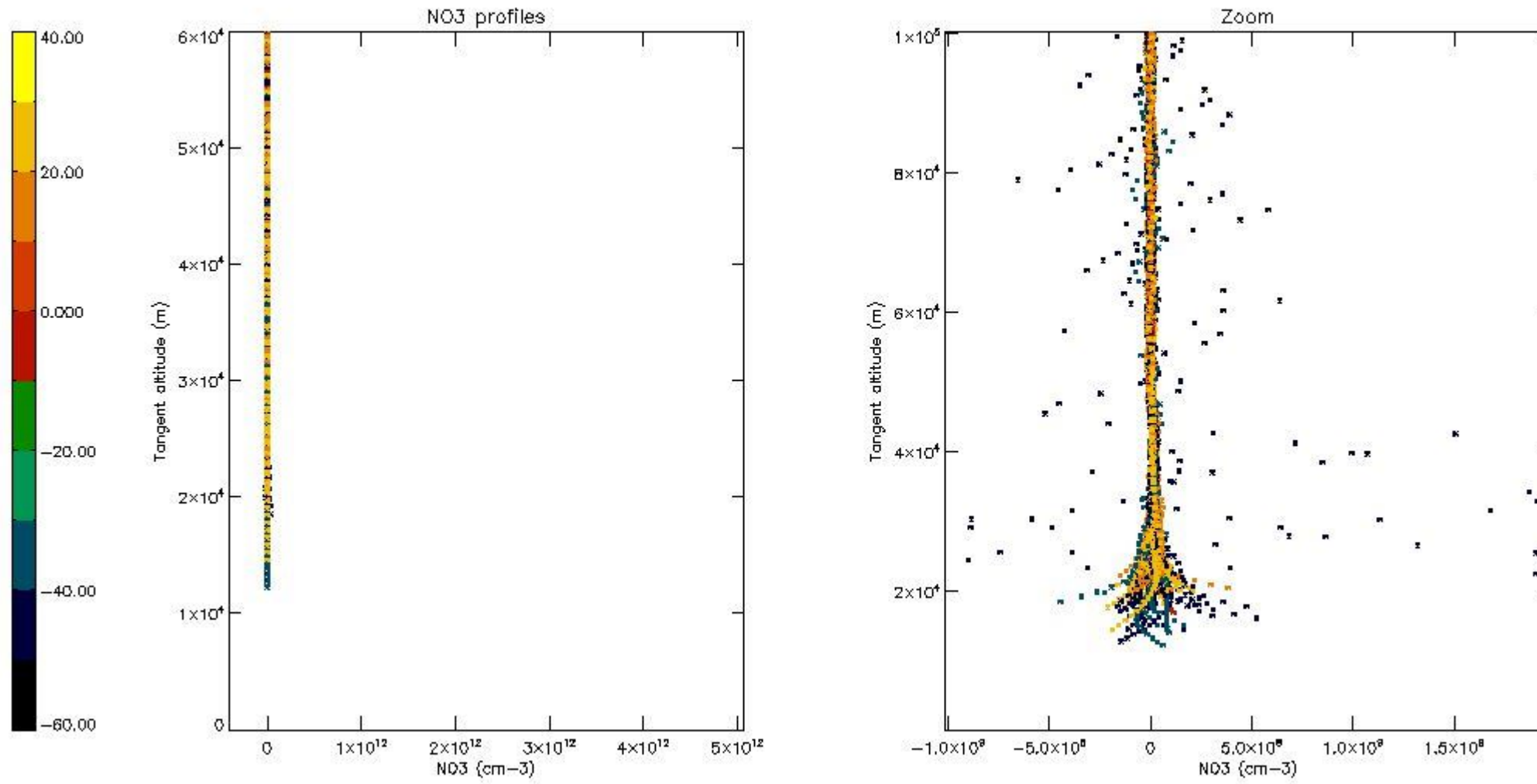
5.6 Plot NO₂ profiles for all STD (dark without errors)

The colorbar represents the latitude.



5.7 Plot NO3 profiles for all STD (dark without errors)

The colorbar represents the latitude.



6. Auxiliary Data Files used for the production reported in section 2

The number reported in the third column indicates since which file (see list in section 2) the corresponding auxiliary file has been used. The fourth column is the date of those product files.

Type	Auxiliary Filename	Used since product	Used since product date
INST_PHYS_CHARACTERISTICS	GOM_INS_AXVIEC20091111_143220_20030716_120000_20500101_000000	1	12-MAR-2007 00:09:03
LEVEL-2_PROC_CONFIG	GOM_PR2_AXVIEC20091111_152718_20020301_000000_20500101_000000	1	12-MAR-2007 00:09:03
CROSS_SECTIONS_FILE	GOM_CRS_AXVIEC20091111_154832_20020301_000000_20500101_000000	1	12-MAR-2007 00:09:03

GOMOS Level 2 Daily Report

SUMMARY

[1. General Info](#)

[2. Summary of processed GOM_NL_2P products](#)

[3. Level 2 Quality information per product](#)

[3.1 Plot of level 2 quality information per product \(time dependant\)](#)

[3.2 Plot of level 2 quality information per product \(world map\)](#)

[4. Level 1 Quality information per product \(stored on level 2 products\)](#)

[4.1 Plot of level 1 quality information per product \(time dependant\)](#)

[4.1.1 Plot of level 1 quality information per product \(time dependant\): ASCENDING](#)

[4.1.2 Plot of level 1 quality information per product \(time dependant\): DESCENDING](#)

[4.2 Plot of level 1 quality information per product \(world map\)](#)

[4.2.1 Plot of level 1 quality information per product \(world map\): ASCENDING](#)

[4.2.2 Plot of level 1 quality information per product \(world map\): DESCENDING](#)

[5. Ozone profiles based on quality statistics and other trace gas profiles](#)

[5.1 Ozone statistics based on quality of products](#)

[5.2 Plot ozone profiles for all STD \(dark without errors\)](#)

[5.3 Plot ozone profiles where STD < 20% \(dark without errors\)](#)

[5.4. Plot ozone profiles where STD < 10% \(dark without errors\)](#)

[5.5. Plot ozone profiles where STD < 5% \(dark without errors\)](#)

[5.6 Plot NO2 profiles for all STD \(dark without errors\)](#)

[5.7 Plot NO3 profiles for all STD \(dark without errors\)](#)

[5.8 Plot H2O profiles \(only for occultations of stars 1,2,3,4,13,14,16,26,63 dark without errors\) for all STD](#)

[6. Auxiliary Data Files used for the production reported in section 2](#)

This report presents the daily analysis on parameters extracted from GOMOS level 2 data (GOM_NL__2P). It is intended to monitor some important parameters that will impact the quality of these products. A list of level 2 products (and content) that have arrived during the reporting day to the PCF is also given.

Item	Value
Time of report generation	22APR2013 17:12:49
Data source version	GOMOS/6.01
Start time of products	12-03-2007 (12MAR2007 00:00:00)
Stop time of products	13-03-2007 (13MAR2007 00:00:00)
Store outputs in DB	Yes
Nb of level 2 prods	223
Nb of prods with errors	0

2. Summary of processed GOM_NL__2P products.

Nr	Filename	UTC Start time	Limb	Duration	Star Id	Star Name	Star Mag	Star Temp	Nb Meas	Orbit	Prod. error
1	GOM_NL__2PRFIN20070312_000903_000000392056_00188_26294_9664.N1	12-MAR-2007 00:09:03	Bright	38.500	51	41Gam1Leo	2.0100	4500.0	77	26294	No
2	GOM_NL__2PRFIN20070312_001708_000000412056_00188_26294_9665.N1	12-MAR-2007 00:17:08	Bright	41.000	174	52Psi UMa	3.0040	4400.0	82	26294	No
3	GOM_NL__2PRFIN20070312_002014_000000392056_00188_26294_9666.N1	12-MAR-2007 00:20:14	Bright	38.500	82	48Bet UMa	2.3650	10600.	77	26294	No
4	GOM_NL__2PRFIN20070312_002141_000000392056_00188_26294_9667.N1	12-MAR-2007 00:21:41	Bright	38.500	36	50Alp UMa	1.8000	6300.0	77	26294	No
5	GOM_NL__2PRFIN20070312_002346_000000462056_00188_26294_9668.N1	12-MAR-2007 00:23:46	Bright	45.500	32	77Eps UMa	1.7630	11000.	91	26294	No
6	GOM_NL__2PRFIN20070312_002851_000000372056_00188_26294_9669.N1	12-MAR-2007 00:28:51	Bright	36.500	60	7Bet UMi	2.0810	3950.0	73	26294	No
7	GOM_NL__2PRFIN20070312_003311_000000462056_00188_26294_9670.N1	12-MAR-2007 00:33:11	Bright	46.000	119	14Eta Dra	2.7270	4700.0	92	26294	No
8	GOM_NL__2PRFIN20070312_003851_000000482056_00188_26294_9671.N1	12-MAR-2007 00:38:51	Bright	47.500	69	33Gam Dra	2.2310	3800.0	95	26294	No
9	GOM_NL__2PRFIN20070312_004150_000000372056_00188_26294_9672.N1	12-MAR-2007 00:41:50	Bright	36.500	144	18Del Cyg	2.8600	11000.	73	26294	No
10	GOM_NL__2PRFIN20070312_004356_000000502056_00188_26294_9673.N1	12-MAR-2007 00:43:56	Bright	49.500	5	3Alp Lyr	0.033000	11000.	99	26294	No
11	GOM_NL__2PRFIN20070312_005229_000000462056_00188_26294_9674.N1	12-MAR-2007 00:52:29	Twilight	45.500	168	17Zet Aql	2.9860	11000.	91	26294	No
12	GOM_NL__2PRFIN20070312_010242_000000422056_00188_26294_9675.N1	12-MAR-2007 01:02:42	Dark	41.500	155	41Pi Sgr	2.9000	6600.0	83	26294	No
13	GOM_NL__2PRFIN20070312_010441_000000432056_00188_26294_9676.N1	12-MAR-2007 01:04:41	Dark	42.500	57	34Sig Sgr	2.0660	26000.	85	26294	No
14	GOM_NL__2PRFIN20070312_010802_000000452056_00188_26294_9677.N1	12-MAR-2007 01:08:02	Dark	44.500	38	20Eps Sgr	1.8360	11000.	89	26294	No
15	GOM_NL__2PRFIN20070312_011422_000000592056_00189_26295_9888.N1	12-MAR-2007 01:14:22	Dark	59.000	75	26Eps Sco	2.2910	4250.0	118	26295	No
16	GOM_NL__2PRFIN20070312_012005_000000512056_00189_26295_9889.N1	12-MAR-2007 01:20:05	Dark	51.000	131	Gam Lup	2.8000	26000.	102	26295	No
17	GOM_NL__2PRFIN20070312_012229_000000482056_00189_26295_9890.N1	12-MAR-2007 01:22:29	Dark	47.500	78	Alp Lup	2.3040	28000.	95	26295	No
18	GOM_NL__2PRFIN20070312_012406_000000412056_00189_26295_9891.N1	12-MAR-2007 01:24:06	Dark	41.000	77	Eps Cen	2.3030	28000.	82	26295	No
19	GOM_NL__2PRFIN20070312_012705_000000432056_00189_26295_9892.N1	12-MAR-2007 01:27:05	Straylight	43.000	64	Gam Cen	2.2000	10600.	86	26295	No
20	GOM_NL__2PRFIN20070312_012907_000000522056_00189_26295_9893.N1	12-MAR-2007 01:29:07	Straylight	52.000	123	lot Cen	2.7500	10200.	104	26295	No
21	GOM_NL__2PRFIN20070312_013517_000000422056_00189_26295_9894.N1	12-MAR-2007 01:35:17	Straylight	42.000	106	9Bet Crv	2.6480	5600.0	84	26295	No
22	GOM_NL__2PRFIN20070312_013747_000000542056_00189_26295_9895.N1	12-MAR-2007 01:37:47	Straylight	53.500	100	4Gam Crv	2.5800	13100.	107	26295	No
23	GOM_NL__2PRFIN20070312_014938_000000392056_00189_26295_9896.N1	12-MAR-2007 01:49:38	Bright	39.000	51	41Gam1Leo	2.0100	4500.0	78	26295	No
24	GOM_NL__2PRFIN20070312_015744_000000402056_00189_26295_9897.N1	12-MAR-2007 01:57:44	Bright	40.000	174	52Psi UMa	3.0040	4400.0	80	26295	No
25	GOM_NL__2PRFIN20070312_020049_000000382056_00189_26295_9898.N1	12-MAR-2007 02:00:49	Bright	37.500	82	48Bet UMa	2.3650	10600.	75	26295	No
26	GOM_NL__2PRFIN20070312_020217_000000382056_00189_26295_9899.N1	12-MAR-2007 02:02:17	Bright	37.500	36	50Alp UMa	1.8000	6300.0	75	26295	No
27	GOM_NL__2PRFIN20070312_020421_000000462056_00189_26295_9900.N1	12-MAR-2007 02:04:21	Bright	46.000	32	77Eps UMa	1.7630	11000.	92	26295	No
28	GOM_NL__2PRFIN20070312_020927_000000402056_00189_26295_9901.N1	12-MAR-2007 02:09:27	Bright	39.500	60	7Bet UMi	2.0810	3950.0	79	26295	No
29	GOM_NL__2PRFIN20070312_021346_000000472056_00189_26295_9902.N1	12-MAR-2007 02:13:46	Bright	46.500	119	14Eta Dra	2.7270	4700.0	93	26295	No
30	GOM_NL__2PRFIN20070312_021926_000000502056_00189_26295_9903.N1	12-MAR-2007 02:19:26	Bright	50.000	69	33Gam Dra	2.2310	3800.0	100	26295	No
31	GOM_NL__2PRFIN20070312_022226_000000382056_00189_26295_9904.N1	12-MAR-2007 02:22:26	Bright	37.500	144	18Del Cyg	2.8600	11000.	75	26295	No
32	GOM_NL__2PRFIN20070312_022432_000000482056_00189_26295_9905.N1	12-MAR-2007 02:24:32	Bright	48.000	5	3Alp Lyr	0.033000	11000.	96	26295	No
33	GOM_NL__2PRFIN20070312_023305_000000462056_00189_26295_9906.N1	12-MAR-2007 02:33:05	Twilight	45.500	168	17Zet Aql	2.9860	11000.	91	26295	No
34	GOM_NL__2PRFIN20070312_024319_000000442056_00189_26295_9907.N1	12-MAR-2007 02:43:19	Dark	44.000	155	41Pi Sgr	2.9000	6600.0	88	26295	No
35	GOM_NL__2PRFIN20070312_024517_000000442056_00189_26295_9908.N1	12-MAR-2007 02:45:17	Dark	43.500	57	34Sig Sgr	2.0660	26000.	87	26295	No
36	GOM_NL__2PRFIN20070312_024839_000000442056_00189_26295_9909.N1	12-MAR-2007 02:48:39	Dark	44.000	38	20Eps Sgr	1.8360	11000.	88	26295	No
37	GOM_NL__2PRFIN20070312_025459_000000562056_00190_26296_9899.N1	12-MAR-2007 02:54:59	Dark	56.000	75	26Eps Sco	2.2910	4250.0	112	26296	No
38	GOM_NL__2PRFIN20070312_030042_000000532056_00190_26296_9900.N1	12-MAR-2007 03:00:42	Dark	53.000	131	Gam Lup	2.8000	26000.	106	26296	No
39	GOM_NL__2PRFIN20070312_030305_000000462056_00190_26296_9901.N1	12-MAR-2007 03:03:05	Dark	46.000	78	Alp Lup	2.3040	28000.	92	26296	No
40	GOM_NL__2PRFIN20070312_030443_000000412056_00190_26296_9902.N1	12-MAR-2007 03:04:43	Dark	40.500	77	Eps Cen	2.3030	28000.	81	26296	No
41	GOM_NL__2PRFIN20070312_030742_000000412056_00190_26296_9903.N1	12-MAR-2007 03:07:42	Straylight	40.500	64	Gam Cen	2.2000	10600.	81	26296	No
42	GOM_NL__2PRFIN20070312_030944_000000532056_00190_26296_9904.N1	12-MAR-2007 03:09:44	Straylight	53.000	123	lot Cen	2.7500	10200.	106	26296	No

43	GOM_NL__2PRFIN20070312_031554_000000462056_00190_26296_9905.N1	12-MAR-2007 03:15:54	Straylight	46.000	106	9Bet Crv	2.6480	5600.0	92	26296	No
44	GOM_NL__2PRFIN20070312_031823_000000552056_00190_26296_9906.N1	12-MAR-2007 03:18:23	Straylight	54.500	100	4Gam Crv	2.5800	13100.	109	26296	No
45	GOM_NL__2PRFIN20070312_033014_000000402056_00190_26296_9907.N1	12-MAR-2007 03:30:14	Bright	39.500	51	41Gam1Leo	2.0100	4500.0	79	26296	No
46	GOM_NL__2PRFIN20070312_033819_000000402056_00190_26296_9908.N1	12-MAR-2007 03:38:19	Bright	39.500	174	52Psi UMa	3.0040	4400.0	79	26296	No
47	GOM_NL__2PRFIN20070312_034125_000000382056_00190_26296_9909.N1	12-MAR-2007 03:41:25	Bright	38.000	82	48Bet UMa	2.3650	10600.	76	26296	No
48	GOM_NL__2PRFIN20070312_034252_000000402056_00190_26296_9910.N1	12-MAR-2007 03:42:52	Bright	39.500	36	50Alp UMa	1.8000	6300.0	79	26296	No
49	GOM_NL__2PRFIN20070312_034457_000000472056_00190_26296_9911.N1	12-MAR-2007 03:44:57	Bright	46.500	32	77Eps UMa	1.7630	11000.	93	26296	No
50	GOM_NL__2PRFIN20070312_035003_000000412056_00190_26296_9912.N1	12-MAR-2007 03:50:03	Bright	40.500	60	7Bet UMi	2.0810	3950.0	81	26296	No
51	GOM_NL__2PRFIN20070312_035421_000000462056_00190_26296_9913.N1	12-MAR-2007 03:54:21	Bright	46.000	119	14Eta Dra	2.7270	4700.0	92	26296	No
52	GOM_NL__2PRFIN20070312_040002_000000492056_00190_26296_9914.N1	12-MAR-2007 04:00:02	Bright	49.000	69	33Gam Dra	2.2310	3800.0	98	26296	No
53	GOM_NL__2PRFIN20070312_040302_000000412056_00190_26296_9915.N1	12-MAR-2007 04:03:02	Bright	40.500	144	18Del Cyg	2.8600	11000.	81	26296	No
54	GOM_NL__2PRFIN20070312_040508_000000492056_00190_26296_9916.N1	12-MAR-2007 04:05:08	Bright	48.500	5	3Alp Lyr	0.033000	11000.	97	26296	No
55	GOM_NL__2PRFIN20070312_041341_000000502056_00190_26296_9917.N1	12-MAR-2007 04:13:41	Tw_i_and_stray	50.000	168	17Zet Aql	2.9860	11000.	100	26296	No
56	GOM_NL__2PRFIN20070312_042356_000000432056_00190_26296_9918.N1	12-MAR-2007 04:23:56	Dark	42.500	155	41Pi Sgr	2.9000	6600.0	85	26296	No
57	GOM_NL__2PRFIN20070312_042554_000000442056_00190_26296_9919.N1	12-MAR-2007 04:25:54	Dark	44.000	57	34Sig Sgr	2.0660	26000.	88	26296	No
58	GOM_NL__2PRFIN20070312_042916_000000452056_00190_26296_9920.N1	12-MAR-2007 04:29:16	Dark	44.500	38	20Eps Sgr	1.8360	11000.	89	26296	No
59	GOM_NL__2PRFIN20070312_043536_000000562056_00191_26297_9919.N1	12-MAR-2007 04:35:36	Dark	55.500	75	26Eps Sco	2.2910	4250.0	111	26297	No
60	GOM_NL__2PRFIN20070312_044119_000000522056_00191_26297_9920.N1	12-MAR-2007 04:41:19	Dark	51.500	131	Gam Lup	2.8000	26000.	103	26297	No
61	GOM_NL__2PRFIN20070312_044342_000000472056_00191_26297_9921.N1	12-MAR-2007 04:43:42	Dark	47.000	78	Alp Lup	2.3040	28000.	94	26297	No
62	GOM_NL__2PRFIN20070312_044519_000000432056_00191_26297_9922.N1	12-MAR-2007 04:45:19	Dark	42.500	77	Eps Cen	2.3030	28000.	85	26297	No
63	GOM_NL__2PRFIN20070312_044818_000000432056_00191_26297_9923.N1	12-MAR-2007 04:48:18	Straylight	42.500	64	Gam Cen	2.2000	10600.	85	26297	No
64	GOM_NL__2PRFIN20070312_045021_000000522056_00191_26297_9924.N1	12-MAR-2007 04:50:21	Straylight	52.000	123	lot Cen	2.7500	10200.	104	26297	No
65	GOM_NL__2PRFIN20070312_045630_000000462056_00191_26297_9925.N1	12-MAR-2007 04:56:30	Straylight	46.000	106	9Bet Crv	2.6480	5600.0	92	26297	No
66	GOM_NL__2PRFIN20070312_045859_000000552056_00191_26297_9926.N1	12-MAR-2007 04:58:59	Straylight	55.000	100	4Gam Crv	2.5800	13100.	110	26297	No
67	GOM_NL__2PRFIN20070312_051050_000000392056_00191_26297_9927.N1	12-MAR-2007 05:10:50	Bright	38.500	51	41Gam1Leo	2.0100	4500.0	77	26297	No
68	GOM_NL__2PRFIN20070312_051855_000000422056_00191_26297_9928.N1	12-MAR-2007 05:18:55	Bright	41.500	174	52Psi UMa	3.0040	4400.0	83	26297	No
69	GOM_NL__2PRFIN20070312_052201_000000392056_00191_26297_9929.N1	12-MAR-2007 05:22:01	Bright	38.500	82	48Bet UMa	2.3650	10600.	77	26297	No
70	GOM_NL__2PRFIN20070312_052328_000000392056_00191_26297_9930.N1	12-MAR-2007 05:23:28	Bright	38.500	36	50Alp UMa	1.8000	6300.0	77	26297	No
71	GOM_NL__2PRFIN20070312_052532_000000452056_00191_26297_9931.N1	12-MAR-2007 05:25:32	Bright	45.000	32	77Eps UMa	1.7630	11000.	90	26297	No
72	GOM_NL__2PRFIN20070312_053038_000000402056_00191_26297_9932.N1	12-MAR-2007 05:30:38	Bright	39.500	60	7Bet UMi	2.0810	3950.0	79	26297	No
73	GOM_NL__2PRFIN20070312_053457_000000462056_00191_26297_9933.N1	12-MAR-2007 05:34:57	Bright	46.000	119	14Eta Dra	2.7270	4700.0	92	26297	No
74	GOM_NL__2PRFIN20070312_054038_000000472056_00191_26297_9934.N1	12-MAR-2007 05:40:38	Bright	47.000	69	33Gam Dra	2.2310	3800.0	94	26297	No
75	GOM_NL__2PRFIN20070312_054338_000000372056_00191_26297_9935.N1	12-MAR-2007 05:43:38	Bright	37.000	144	18Del Cyg	2.8600	11000.	74	26297	No
76	GOM_NL__2PRFIN20070312_054544_000000502056_00191_26297_9936.N1	12-MAR-2007 05:45:44	Bright	49.500	5	3Alp Lyr	0.033000	11000.	99	26297	No
77	GOM_NL__2PRFIN20070312_055418_000000492056_00191_26297_9937.N1	12-MAR-2007 05:54:18	Tw_i_and_stray	48.500	168	17Zet Aql	2.9860	11000.	97	26297	No
78	GOM_NL__2PRFIN20070312_060432_000000462056_00191_26297_9938.N1	12-MAR-2007 06:04:32	Dark	45.500	155	41Pi Sgr	2.9000	6600.0	91	26297	No
79	GOM_NL__2PRFIN20070312_060631_000000432056_00191_26297_9939.N1	12-MAR-2007 06:06:31	Dark	43.000	57	34Sig Sgr	2.0660	26000.	86	26297	No
80	GOM_NL__2PRFIN20070312_060953_000000442056_00191_26297_9940.N1	12-MAR-2007 06:09:53	Dark	43.500	38	20Eps Sgr	1.8360	11000.	87	26297	No
81	GOM_NL__2PRFIN20070312_075651_000000532056_00193_26299_9943.N1	12-MAR-2007 07:56:51	Dark	53.000	75	26Eps Sco	2.2910	4250.0	106	26299	No
82	GOM_NL__2PRFIN20070312_080234_000000522056_00193_26299_9944.N1	12-MAR-2007 08:02:34	Dark	52.000	131	Gam Lup	2.8000	26000.	104	26299	No
83	GOM_NL__2PRFIN20070312_080456_000000492056_00193_26299_9945.N1	12-MAR-2007 08:04:56	Dark	49.000	78	Alp Lup	2.3040	28000.	98	26299	No
84	GOM_NL__2PRFIN20070312_080632_000000422056_00193_26299_9946.N1	12-MAR-2007 08:06:32	Dark	41.500	77	Eps Cen	2.3030	28000.	83	26299	No
85	GOM_NL__2PRFIN20070312_080931_000000432056_00193_26299_9947.N1	12-MAR-2007 08:09:31	Straylight	43.000	64	Gam Cen	2.2000	10600.	86	26299	No
86	GOM_NL__2PRFIN20070312_081134_000000512056_00193_26299_9948.N1	12-MAR-2007 08:11:34	Straylight	50.500	123	lot Cen	2.7500	10200.	101	26299	No
87	GOM_NL__2PRFIN20070312_081742_000000512056_00193_26299_9949.N1	12-MAR-2007 08:17:42	Straylight	51.000	106	9Bet Crv	2.6480	5600.0	102	26299	No
88	GOM_NL__2PRFIN20070312_082011_000000492056_00193_26299_9950.N1	12-MAR-2007 08:20:11	Straylight	49.000	100	4Gam Crv	2.5800	13100.	98	26299	No
89	GOM_NL__2PRFIN20070312_083202_000000382056_00193_26299_9951.N1	12-MAR-2007 08:32:02	Bright	38.000	51	41Gam1Leo	2.0100	4500.0	76	26299	No
90	GOM_NL__2PRFIN20070312_084006_000000402056_00193_26299_9952.N1	12-MAR-2007 08:40:06	Bright	40.000	174	52Psi UMa	3.0040	4400.0	80	26299	No
91	GOM_NL__2PRFIN20070312_084312_000000392056_00193_26299_9953.N1	12-MAR-2007 08:43:12	Bright	38.500	82	48Bet UMa	2.3650	10600.	77	26299	No
92	GOM_NL__2PRFIN20070312_084440_000000392056_00193_26299_9954.N1	12-MAR-2007 08:44:40	Bright	38.500	36	50Alp UMa	1.8000	6300.0	77	26299	No
93	GOM_NL__2PRFIN20070312_084642_000000452056_00193_26299_9955.N1	12-MAR-2007 08:46:42	Bright	44.500	32	77Eps UMa	1.7630	11000.	89	26299	No
94	GOM_NL__2PRFIN20070312_085149_000000362056_00193_26299_9956.N1	12-MAR-2007 08:51:49	Bright	36.000	60	7Bet UMi	2.0810	3950.0	72	26299	No
95	GOM_NL__2PRFIN20070312_085608_000000472056_00193_26299_9957.N1	12-MAR-2007 08:56:08	Bright	46.500	119	14Eta Dra	2.7270	4700.0	93	26299	No
96	GOM_NL__2PRFIN20070312_090149_000000492056_00193_26299_9958.N1	12-MAR-2007 09:01:49	Bright	49.000	69	33Gam Dra	2.2310	3800.0	98	26299	No
97	GOM_NL__2PRFIN20070312_090449_000000372056_00193_26299_9959.N1	12-MAR-2007 09:04:49	Bright	37.000	144	18Del Cyg	2.8600	11000.	74	26299	No
98	GOM_NL__2PRFIN20070312_090656_000000482056_00193_26299_9960.N1	12-MAR-2007 09:06:56	Bright	48.000	5	3Alp Lyr	0.033000	11000.	96	26299	No
99	GOM_NL__2PRFIN20070312_091531_000000492056_00193_26299_9961.N1	12-MAR-2007 09:15:31	Tw_i_and_stray	48.500	168	17Zet Aql	2.9860	11000.	97	26299	No
100	GOM_NL__2PRFIN20070312_092545_000000462056_00193_26299_9962.N1	12-MAR-2007 09:25:45	Dark	45.500	155	41Pi Sgr	2.9000	6600.0	91	26299	No
101	GOM_NL__2PRFIN20070312_092744_000000482056_00193_26299_9963.N1	12-MAR-2007 09:27:44	Dark	48.000	57	34Sig Sgr	2.0660	26000.	96	26299	No

102	GOM_NL__2PRFIN20070312_093106_000000482056_00193_26299_9964.N1	12-MAR-2007 09:31:06	Dark	47.500	38	20Eps Sgr	1.8360	11000.	95	26299	No
103	GOM_NL__2PRFIN20070312_093728_000000492056_00194_26300_9964.N1	12-MAR-2007 09:37:28	Dark	49.000	75	26Eps Sco	2.2910	4250.0	98	26300	No
104	GOM_NL__2PRFIN20070312_094311_000000522056_00194_26300_9965.N1	12-MAR-2007 09:43:11	Dark	51.500	131	Gam Lup	2.8000	26000.	103	26300	No
105	GOM_NL__2PRFIN20070312_094533_000000492056_00194_26300_9966.N1	12-MAR-2007 09:45:33	Dark	48.500	78	Alp Lup	2.3040	28000.	97	26300	No
106	GOM_NL__2PRFIN20070312_094709_000000432056_00194_26300_9967.N1	12-MAR-2007 09:47:09	Dark	43.000	77	Eps Cen	2.3030	28000.	86	26300	No
107	GOM_NL__2PRFIN20070312_095008_000000422056_00194_26300_9968.N1	12-MAR-2007 09:50:08	Straylight	41.500	64	Gam Cen	2.2000	10600.	83	26300	No
108	GOM_NL__2PRFIN20070312_095210_000000512056_00194_26300_9969.N1	12-MAR-2007 09:52:10	Straylight	51.000	123	lot Cen	2.7500	10200.	102	26300	No
109	GOM_NL__2PRFIN20070312_095819_000000552056_00194_26300_9970.N1	12-MAR-2007 09:58:19	Straylight	55.000	106	9Bet Crv	2.6480	5600.0	110	26300	No
110	GOM_NL__2PRFIN20070312_100047_000000522056_00194_26300_9971.N1	12-MAR-2007 10:00:47	Straylight	51.500	100	4Gam Crv	2.5800	13100.	103	26300	No
111	GOM_NL__2PRFIN20070312_101238_000000402056_00194_26300_9972.N1	12-MAR-2007 10:12:38	Bright	39.500	51	41Gam1Leo	2.0100	4500.0	79	26300	No
112	GOM_NL__2PRFIN20070312_102042_000000402056_00194_26300_9973.N1	12-MAR-2007 10:20:42	Bright	39.500	174	52Psi UMa	3.0040	4400.0	79	26300	No
113	GOM_NL__2PRFIN20070312_102347_000000382056_00194_26300_9974.N1	12-MAR-2007 10:23:47	Bright	38.000	82	48Bet UMa	2.3650	10600.	76	26300	No
114	GOM_NL__2PRFIN20070312_102515_000000392056_00194_26300_9975.N1	12-MAR-2007 10:25:15	Bright	39.000	36	50Alp UMa	1.8000	6300.0	78	26300	No
115	GOM_NL__2PRFIN20070312_102717_000000462056_00194_26300_9976.N1	12-MAR-2007 10:27:17	Bright	45.500	32	77Eps UMa	1.7630	11000.	91	26300	No
116	GOM_NL__2PRFIN20070312_103225_000000392056_00194_26300_9977.N1	12-MAR-2007 10:32:25	Bright	39.000	60	7Bet UMi	2.0810	3950.0	78	26300	No
117	GOM_NL__2PRFIN20070312_103643_000000472056_00194_26300_9978.N1	12-MAR-2007 10:36:43	Bright	46.500	119	14Eta Dra	2.7270	4700.0	93	26300	No
118	GOM_NL__2PRFIN20070312_104224_000000502056_00194_26300_9979.N1	12-MAR-2007 10:42:24	Bright	49.500	69	33Gam Dra	2.2310	3800.0	99	26300	No
119	GOM_NL__2PRFIN20070312_104525_000000382056_00194_26300_9980.N1	12-MAR-2007 10:45:25	Bright	37.500	144	18Del Cyg	2.8600	11000.	75	26300	No
120	GOM_NL__2PRFIN20070312_104731_000000512056_00194_26300_9981.N1	12-MAR-2007 10:47:31	Bright	50.500	5	3Alp Lyr	0.033000	11000.	101	26300	No
121	GOM_NL__2PRFIN20070312_105607_000000482056_00194_26300_9982.N1	12-MAR-2007 10:56:07	Tw_i_and_stray	48.000	168	17Zet Aql	2.9860	11000.	96	26300	No
122	GOM_NL__2PRFIN20070312_110622_000000462056_00194_26300_9983.N1	12-MAR-2007 11:06:22	Dark	46.000	155	41Pi Sgr	2.9000	6600.0	92	26300	No
123	GOM_NL__2PRFIN20070312_110821_000000442056_00194_26300_9984.N1	12-MAR-2007 11:08:21	Dark	43.500	57	34Sig Sgr	2.0660	26000.	87	26300	No
124	GOM_NL__2PRFIN20070312_111143_000000462056_00194_26300_9985.N1	12-MAR-2007 11:11:43	Dark	46.000	38	20Eps Sgr	1.8360	11000.	92	26300	No
125	GOM_NL__2PRFIN20070312_111806_000000492056_00195_26301_9999.N1	12-MAR-2007 11:18:06	Dark	49.000	75	26Eps Sco	2.2910	4250.0	98	26301	No
126	GOM_NL__2PRFIN20070312_112348_000000532056_00195_26301_0000.N1	12-MAR-2007 11:23:48	Dark	53.000	131	Gam Lup	2.8000	26000.	106	26301	No
127	GOM_NL__2PRFIN20070312_112609_000000472056_00195_26301_0001.N1	12-MAR-2007 11:26:09	Dark	47.000	78	Alp Lup	2.3040	28000.	94	26301	No
128	GOM_NL__2PRFIN20070312_112745_000000422056_00195_26301_0002.N1	12-MAR-2007 11:27:45	Dark	41.500	77	Eps Cen	2.3030	28000.	83	26301	No
129	GOM_NL__2PRFIN20070312_113044_000000442056_00195_26301_0003.N1	12-MAR-2007 11:30:44	Straylight	43.500	64	Gam Cen	2.2000	10600.	87	26301	No
130	GOM_NL__2PRFIN20070312_113247_000000512056_00195_26301_0004.N1	12-MAR-2007 11:32:47	Straylight	50.500	123	lot Cen	2.7500	10200.	101	26301	No
131	GOM_NL__2PRFIN20070312_113855_000000532056_00195_26301_0005.N1	12-MAR-2007 11:38:55	Straylight	53.000	106	9Bet Crv	2.6480	5600.0	106	26301	No
132	GOM_NL__2PRFIN20070312_114123_000000532056_00195_26301_0006.N1	12-MAR-2007 11:41:23	Straylight	53.000	100	4Gam Crv	2.5800	13100.	106	26301	No
133	GOM_NL__2PRFIN20070312_115313_000000392056_00195_26301_0007.N1	12-MAR-2007 11:53:13	Bright	39.000	51	41Gam1Leo	2.0100	4500.0	78	26301	No
134	GOM_NL__2PRFIN20070312_120117_000000402056_00195_26301_0008.N1	12-MAR-2007 12:01:17	Bright	40.000	174	52Psi UMa	3.0040	4400.0	80	26301	No
135	GOM_NL__2PRFIN20070312_120423_000000382056_00195_26301_0009.N1	12-MAR-2007 12:04:23	Bright	37.500	82	48Bet UMa	2.3650	10600.	75	26301	No
136	GOM_NL__2PRFIN20070312_120551_000000362056_00195_26301_0010.N1	12-MAR-2007 12:05:51	Bright	36.000	36	50Alp UMa	1.8000	6300.0	72	26301	No
137	GOM_NL__2PRFIN20070312_120752_000000462056_00195_26301_0011.N1	12-MAR-2007 12:07:52	Bright	46.000	32	77Eps UMa	1.7630	11000.	92	26301	No
138	GOM_NL__2PRFIN20070312_121300_000000402056_00195_26301_0012.N1	12-MAR-2007 12:13:00	Bright	40.000	60	7Bet UMi	2.0810	3950.0	80	26301	No
139	GOM_NL__2PRFIN20070312_121718_000000462056_00195_26301_0013.N1	12-MAR-2007 12:17:18	Bright	46.000	119	14Eta Dra	2.7270	4700.0	92	26301	No
140	GOM_NL__2PRFIN20070312_122300_000000502056_00195_26301_0014.N1	12-MAR-2007 12:23:00	Bright	49.500	69	33Gam Dra	2.2310	3800.0	99	26301	No
141	GOM_NL__2PRFIN20070312_122601_000000382056_00195_26301_0015.N1	12-MAR-2007 12:26:01	Bright	37.500	144	18Del Cyg	2.8600	11000.	75	26301	No
142	GOM_NL__2PRFIN20070312_122807_000000512056_00195_26301_0016.N1	12-MAR-2007 12:28:07	Bright	51.000	5	3Alp Lyr	0.033000	11000.	102	26301	No
143	GOM_NL__2PRFIN20070312_123643_000000502056_00195_26301_0017.N1	12-MAR-2007 12:36:43	Tw_i_and_stray	50.000	168	17Zet Aql	2.9860	11000.	100	26301	No
144	GOM_NL__2PRFIN20070312_124659_000000442056_00195_26301_0018.N1	12-MAR-2007 12:46:59	Dark	44.000	155	41Pi Sgr	2.9000	6600.0	88	26301	No
145	GOM_NL__2PRFIN20070312_124857_000000442056_00195_26301_0019.N1	12-MAR-2007 12:48:57	Dark	43.500	57	34Sig Sgr	2.0660	26000.	87	26301	No
146	GOM_NL__2PRFIN20070312_125220_000000482056_00195_26301_0020.N1	12-MAR-2007 12:52:20	Dark	48.000	38	20Eps Sgr	1.8360	11000.	96	26301	No
147	GOM_NL__2PRFIN20070312_161958_000000432056_00198_26304_0046.N1	12-MAR-2007 16:19:58	Dark	43.000	75	26Eps Sco	2.2910	4250.0	86	26304	No
148	GOM_NL__2PRFIN20070312_162539_000000532056_00198_26304_0047.N1	12-MAR-2007 16:25:39	Dark	53.000	131	Gam Lup	2.8000	26000.	106	26304	No
149	GOM_NL__2PRFIN20070312_162800_000000472056_00198_26304_0048.N1	12-MAR-2007 16:28:00	Dark	46.500	78	Alp Lup	2.3040	28000.	93	26304	No
150	GOM_NL__2PRFIN20070312_162935_000000412056_00198_26304_0049.N1	12-MAR-2007 16:29:35	Dark	40.500	77	Eps Cen	2.3030	28000.	81	26304	No
151	GOM_NL__2PRFIN20070312_163233_000000412056_00198_26304_0050.N1	12-MAR-2007 16:32:33	Straylight	40.500	64	Gam Cen	2.2000	10600.	81	26304	No
152	GOM_NL__2PRFIN20070312_163437_000000502056_00198_26304_0051.N1	12-MAR-2007 16:34:37	Straylight	49.500	123	lot Cen	2.7500	10200.	99	26304	No
153	GOM_NL__2PRFIN20070312_164044_000000572056_00198_26304_0052.N1	12-MAR-2007 16:40:44	Straylight	57.000	106	9Bet Crv	2.6480	5600.0	114	26304	No
154	GOM_NL__2PRFIN20070312_164312_000000552056_00198_26304_0053.N1	12-MAR-2007 16:43:12	Straylight	55.000	100	4Gam Crv	2.5800	13100.	110	26304	No
155	GOM_NL__2PRFIN20070312_165501_000000392056_00198_26304_0054.N1	12-MAR-2007 16:55:01	Bright	38.500	51	41Gam1Leo	2.0100	4500.0	77	26304	No
156	GOM_NL__2PRFIN20070312_170304_000000412056_00198_26304_0055.N1	12-MAR-2007 17:03:04	Bright	41.000	174	52Psi UMa	3.0040	4400.0	82	26304	No
157	GOM_NL__2PRFIN20070312_170610_000000372056_00198_26304_0056.N1	12-MAR-2007 17:06:10	Bright	37.000	82	48Bet UMa	2.3650	10600.	74	26304	No
158	GOM_NL__2PRFIN20070312_170738_000000402056_00198_26304_0057.N1	12-MAR-2007 17:07:38	Bright	40.000	36	50Alp UMa	1.8000	6300.0	80	26304	No
159	GOM_NL__2PRFIN20070312_170938_000000462056_00198_26304_0058.N1	12-MAR-2007 17:09:38	Bright	46.000	32	77Eps UMa	1.7630	11000.	92	26304	No
160	GOM_NL__2PRFIN20070312_171447_000000422056_00198_26304_0059.N1	12-MAR-2007 17:14:47	Bright	41.500	60	7Bet UMi	2.0810	3950.0	83	26304	No

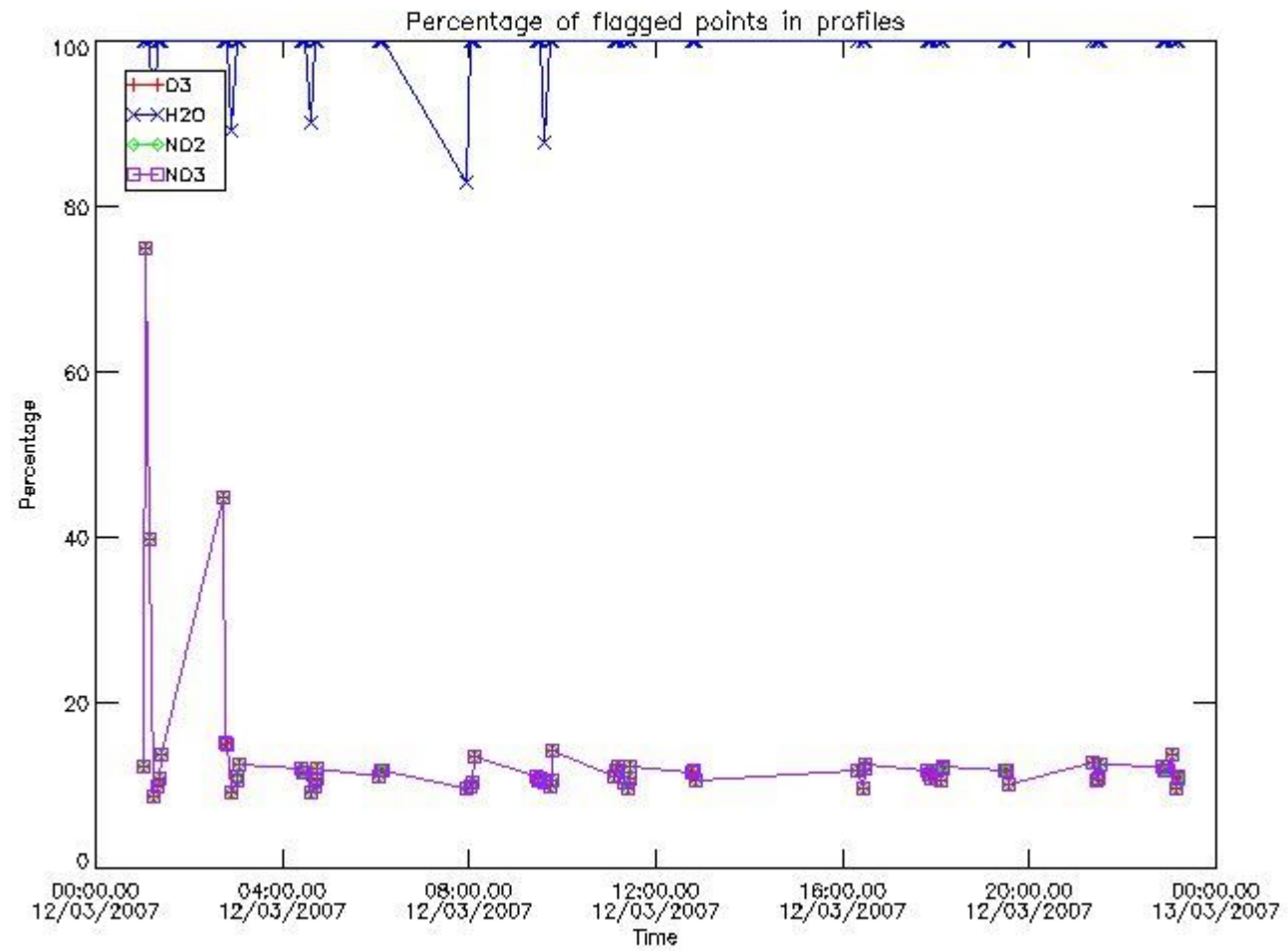
161	GOM_NL__2PRFIN20070312_171904_000000472056_00198_26304_0060.N1	12-MAR-2007 17:19:04	Bright	46.500	119	14Eta Dra	2.7270	4700.0	93	26304	No
162	GOM_NL__2PRFIN20070312_172447_000000482056_00198_26304_0061.N1	12-MAR-2007 17:24:47	Bright	47.500	69	33Gam Dra	2.2310	3800.0	95	26304	No
163	GOM_NL__2PRFIN20070312_172749_000000442056_00198_26304_0062.N1	12-MAR-2007 17:27:49	Bright	43.500	144	18Del Cyg	2.8600	11000.	87	26304	No
164	GOM_NL__2PRFIN20070312_173857_000000482056_00198_26304_0063.N1	12-MAR-2007 17:38:57	Bright	47.500	11	53Alp Aql	0.76500	8000.0	95	26304	No
165	GOM_NL__2PRFIN20070312_174849_000000432056_00198_26304_0064.N1	12-MAR-2007 17:48:49	Dark	43.000	155	41Pi Sgr	2.9000	6600.0	86	26304	No
166	GOM_NL__2PRFIN20070312_175047_000000452056_00198_26304_0065.N1	12-MAR-2007 17:50:47	Dark	45.000	57	34Sig Sgr	2.0660	26000.	90	26304	No
167	GOM_NL__2PRFIN20070312_175410_000000482056_00198_26304_0066.N1	12-MAR-2007 17:54:10	Dark	47.500	38	20Eps Sgr	1.8360	11000.	95	26304	No
168	GOM_NL__2PRFIN20070312_180035_000000432056_00199_26305_0058.N1	12-MAR-2007 18:00:35	Dark	43.000	75	26Eps Sco	2.2910	4250.0	86	26305	No
169	GOM_NL__2PRFIN20070312_180616_000000532056_00199_26305_0059.N1	12-MAR-2007 18:06:16	Dark	53.000	131	Gam Lup	2.8000	26000.	106	26305	No
170	GOM_NL__2PRFIN20070312_180837_000000472056_00199_26305_0060.N1	12-MAR-2007 18:08:37	Dark	46.500	78	Alp Lup	2.3040	28000.	93	26305	No
171	GOM_NL__2PRFIN20070312_181012_000000422056_00199_26305_0061.N1	12-MAR-2007 18:10:12	Dark	41.500	77	Eps Cen	2.3030	28000.	83	26305	No
172	GOM_NL__2PRFIN20070312_181310_000000472056_00199_26305_0062.N1	12-MAR-2007 18:13:10	Straylight	47.000	64	Gam Cen	2.2000	10600.	94	26305	No
173	GOM_NL__2PRFIN20070312_181513_000000522056_00199_26305_0063.N1	12-MAR-2007 18:15:13	Straylight	51.500	123	lot Cen	2.7500	10200.	103	26305	No
174	GOM_NL__2PRFIN20070312_182120_000000572056_00199_26305_0064.N1	12-MAR-2007 18:21:20	Straylight	56.500	106	9Bet Crv	2.6480	5600.0	113	26305	No
175	GOM_NL__2PRFIN20070312_182348_000000552056_00199_26305_0065.N1	12-MAR-2007 18:23:48	Straylight	55.000	100	4Gam Crv	2.5800	13100.	110	26305	No
176	GOM_NL__2PRFIN20070312_183537_000000402056_00199_26305_0066.N1	12-MAR-2007 18:35:37	Bright	40.000	51	41Gam1Leo	2.0100	4500.0	80	26305	No
177	GOM_NL__2PRFIN20070312_184339_000000412056_00199_26305_0067.N1	12-MAR-2007 18:43:39	Bright	40.500	174	52Psi UMa	3.0040	4400.0	81	26305	No
178	GOM_NL__2PRFIN20070312_184645_000000382056_00199_26305_0068.N1	12-MAR-2007 18:46:45	Bright	37.500	82	48Bet UMa	2.3650	10600.	75	26305	No
179	GOM_NL__2PRFIN20070312_184813_000000402056_00199_26305_0069.N1	12-MAR-2007 18:48:13	Bright	39.500	36	50Alp UMa	1.8000	6300.0	79	26305	No
180	GOM_NL__2PRFIN20070312_185013_000000682056_00199_26305_0070.N1	12-MAR-2007 18:50:13	Bright	68.000	32	77Eps UMa	1.7630	11000.	136	26305	No
181	GOM_NL__2PRFIN20070312_185523_000000422056_00199_26305_0071.N1	12-MAR-2007 18:55:23	Bright	41.500	60	7Bet UMi	2.0810	3950.0	83	26305	No
182	GOM_NL__2PRFIN20070312_185940_000000462056_00199_26305_0072.N1	12-MAR-2007 18:59:40	Bright	45.500	119	14Eta Dra	2.7270	4700.0	91	26305	No
183	GOM_NL__2PRFIN20070312_190522_000000502056_00199_26305_0073.N1	12-MAR-2007 19:05:22	Bright	49.500	69	33Gam Dra	2.2310	3800.0	99	26305	No
184	GOM_NL__2PRFIN20070312_190825_000000382056_00199_26305_0074.N1	12-MAR-2007 19:08:25	Bright	37.500	144	18Del Cyg	2.8600	11000.	75	26305	No
185	GOM_NL__2PRFIN20070312_191933_000000492056_00199_26305_0075.N1	12-MAR-2007 19:19:33	Bright	48.500	11	53Alp Aql	0.76500	8000.0	97	26305	No
186	GOM_NL__2PRFIN20070312_192925_000000442056_00199_26305_0076.N1	12-MAR-2007 19:29:25	Dark	43.500	155	41Pi Sgr	2.9000	6600.0	87	26305	No
187	GOM_NL__2PRFIN20070312_193124_000000432056_00199_26305_0077.N1	12-MAR-2007 19:31:24	Dark	43.000	57	34Sig Sgr	2.0660	26000.	86	26305	No
188	GOM_NL__2PRFIN20070312_193447_000000512056_00199_26305_0078.N1	12-MAR-2007 19:34:47	Dark	50.500	38	20Eps Sgr	1.8360	11000.	101	26305	No
189	GOM_NL__2PRFIN20070312_212150_000000402056_00201_26307_0090.N1	12-MAR-2007 21:21:50	Dark	40.000	75	26Eps Sco	2.2910	4250.0	80	26307	No
190	GOM_NL__2PRFIN20070312_212730_000000532056_00201_26307_0091.N1	12-MAR-2007 21:27:30	Dark	52.500	131	Gam Lup	2.8000	26000.	105	26307	No
191	GOM_NL__2PRFIN20070312_212950_000000472056_00201_26307_0092.N1	12-MAR-2007 21:29:50	Dark	47.000	78	Alp Lup	2.3040	28000.	94	26307	No
192	GOM_NL__2PRFIN20070312_213125_000000412056_00201_26307_0093.N1	12-MAR-2007 21:31:25	Dark	41.000	77	Eps Cen	2.3030	28000.	82	26307	No
193	GOM_NL__2PRFIN20070312_213422_000000462056_00201_26307_0094.N1	12-MAR-2007 21:34:22	Straylight	46.000	64	Gam Cen	2.2000	10600.	92	26307	No
194	GOM_NL__2PRFIN20070312_213626_000000502056_00201_26307_0095.N1	12-MAR-2007 21:36:26	Straylight	50.000	123	lot Cen	2.7500	10200.	100	26307	No
195	GOM_NL__2PRFIN20070312_214232_000000552056_00201_26307_0096.N1	12-MAR-2007 21:42:32	Straylight	54.500	106	9Bet Crv	2.6480	5600.0	109	26307	No
196	GOM_NL__2PRFIN20070312_214500_000000522056_00201_26307_0097.N1	12-MAR-2007 21:45:00	Straylight	52.000	100	4Gam Crv	2.5800	13100.	104	26307	No
197	GOM_NL__2PRFIN20070312_215648_000000392056_00201_26307_0098.N1	12-MAR-2007 21:56:48	Bright	38.500	51	41Gam1Leo	2.0100	4500.0	77	26307	No
198	GOM_NL__2PRFIN20070312_220450_000000392056_00201_26307_0099.N1	12-MAR-2007 22:04:50	Bright	38.500	174	52Psi UMa	3.0040	4400.0	77	26307	No
199	GOM_NL__2PRFIN20070312_220757_000000382056_00201_26307_0100.N1	12-MAR-2007 22:07:57	Bright	38.000	82	48Bet UMa	2.3650	10600.	76	26307	No
200	GOM_NL__2PRFIN20070312_220925_000000402056_00201_26307_0101.N1	12-MAR-2007 22:09:25	Bright	39.500	36	50Alp UMa	1.8000	6300.0	79	26307	No
201	GOM_NL__2PRFIN20070312_221124_000000472056_00201_26307_0102.N1	12-MAR-2007 22:11:24	Bright	46.500	32	77Eps UMa	1.7630	11000.	93	26307	No
202	GOM_NL__2PRFIN20070312_221634_000000402056_00201_26307_0103.N1	12-MAR-2007 22:16:34	Bright	40.000	60	7Bet UMi	2.0810	3950.0	80	26307	No
203	GOM_NL__2PRFIN20070312_222050_000000472056_00201_26307_0104.N1	12-MAR-2007 22:20:50	Bright	47.000	119	14Eta Dra	2.7270	4700.0	94	26307	No
204	GOM_NL__2PRFIN20070312_222633_000000492056_00201_26307_0105.N1	12-MAR-2007 22:26:33	Bright	49.000	69	33Gam Dra	2.2310	3800.0	98	26307	No
205	GOM_NL__2PRFIN20070312_222937_000000382056_00201_26307_0106.N1	12-MAR-2007 22:29:37	Bright	38.000	144	18Del Cyg	2.8600	11000.	76	26307	No
206	GOM_NL__2PRFIN20070312_224046_000000472056_00201_26307_0107.N1	12-MAR-2007 22:40:46	Bright	47.000	11	53Alp Aql	0.76500	8000.0	94	26307	No
207	GOM_NL__2PRFIN20070312_225038_000000422056_00201_26307_0108.N1	12-MAR-2007 22:50:38	Dark	41.500	155	41Pi Sgr	2.9000	6600.0	83	26307	No
208	GOM_NL__2PRFIN20070312_225237_000000432056_00201_26307_0109.N1	12-MAR-2007 22:52:37	Dark	43.000	57	34Sig Sgr	2.0660	26000.	86	26307	No
209	GOM_NL__2PRFIN20070312_225600_000000432056_00201_26307_0110.N1	12-MAR-2007 22:56:00	Dark	43.000	38	20Eps Sgr	1.8360	11000.	86	26307	No
210	GOM_NL__2PRFIN20070312_230227_000000372056_00202_26308_0106.N1	12-MAR-2007 23:02:27	Dark	37.000	75	26Eps Sco	2.2910	4250.0	74	26308	No
211	GOM_NL__2PRFIN20070312_230807_000000542056_00202_26308_0107.N1	12-MAR-2007 23:08:07	Dark	53.500	131	Gam Lup	2.8000	26000.	107	26308	No
212	GOM_NL__2PRFIN20070312_231027_000000472056_00202_26308_0108.N1	12-MAR-2007 23:10:27	Dark	46.500	78	Alp Lup	2.3040	28000.	93	26308	No
213	GOM_NL__2PRFIN20070312_231201_000000462056_00202_26308_0109.N1	12-MAR-2007 23:12:01	Dark	46.000	77	Eps Cen	2.3030	28000.	92	26308	No
214	GOM_NL__2PRFIN20070312_231459_000000432056_00202_26308_0110.N1	12-MAR-2007 23:14:59	Straylight	42.500	64	Gam Cen	2.2000	10600.	85	26308	No
215	GOM_NL__2PRFIN20070312_231703_000000502056_00202_26308_0111.N1	12-MAR-2007 23:17:03	Straylight	50.000	123	lot Cen	2.7500	10200.	100	26308	No
216	GOM_NL__2PRFIN20070312_232308_000000552056_00202_26308_0112.N1	12-MAR-2007 23:23:08	Straylight	55.000	106	9Bet Crv	2.6480	5600.0	110	26308	No
217	GOM_NL__2PRFIN20070312_232536_000000542056_00202_26308_0113.N1	12-MAR-2007 23:25:36	Straylight	53.500	100	4Gam Crv	2.5800	13100.	107	26308	No
218	GOM_NL__2PRFIN20070312_233724_000000392056_00202_26308_0114.N1	12-MAR-2007 23:37:24	Bright	38.500	51	41Gam1Leo	2.0100	4500.0	77	26308	No
219	GOM_NL__2PRFIN20070312_234525_000000412056_00202_26308_0115.N1	12-MAR-2007 23:45:25	Bright	41.000	174	52Psi UMa	3.0040	4400.0	82	26308	No

220	GOM_NL__2PRFIN20070312_234832_000000402056_00202_26308_0116.N1	12-MAR-2007 23:48:32	Bright	39.500	82	48Bet UMa	2.3650	10600.	79	26308	No
221	GOM_NL__2PRFIN20070312_235000_000000392056_00202_26308_0117.N1	12-MAR-2007 23:50:00	Bright	38.500	36	50Alp UMa	1.8000	6300.0	77	26308	No
222	GOM_NL__2PRFIN20070312_235159_000000432056_00202_26308_0118.N1	12-MAR-2007 23:51:59	Bright	43.000	32	77Eps UMa	1.7630	11000.	86	26308	No
223	GOM_NL__2PRFIN20070312_235709_000000372056_00202_26308_0119.N1	12-MAR-2007 23:57:09	Bright	37.000	60	7Bet UMi	2.0810	3950.0	74	26308	No

3. Quality information per product

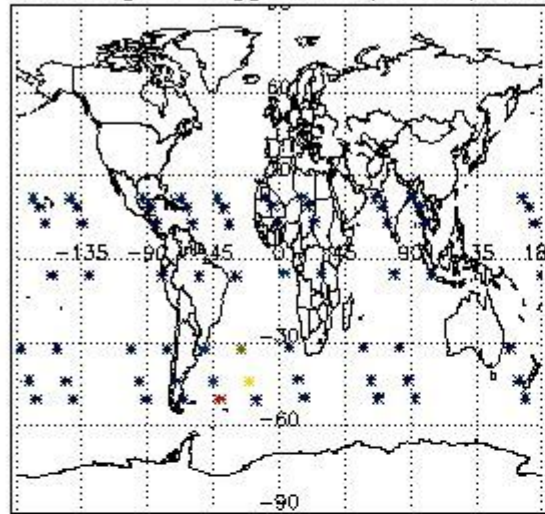
In this section it is plotted some information contained in the Quality Summary data set of the level 2 products. Only products in dark limb conditions and without errors (error flag in the MPH set to "0") are used.

3.1 Plot quality information per product (time dependant)

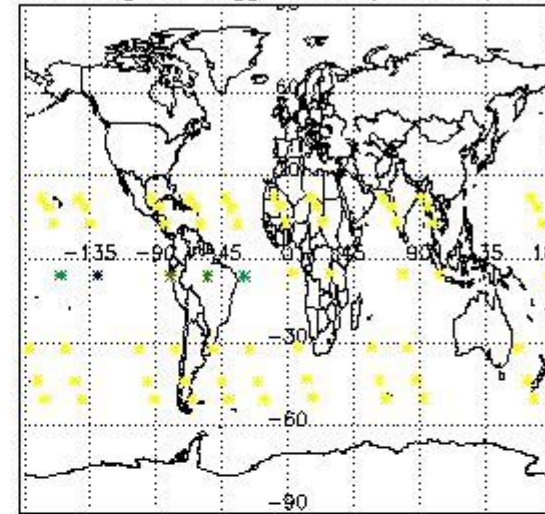


3.2 Plot quality information per product (world map)

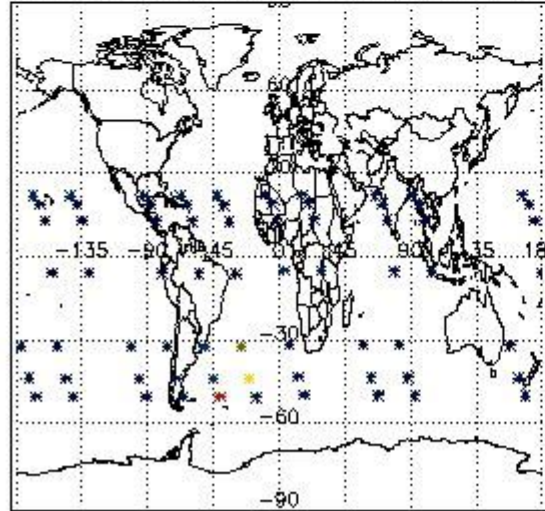
Percentage of flagged data per O3 profile



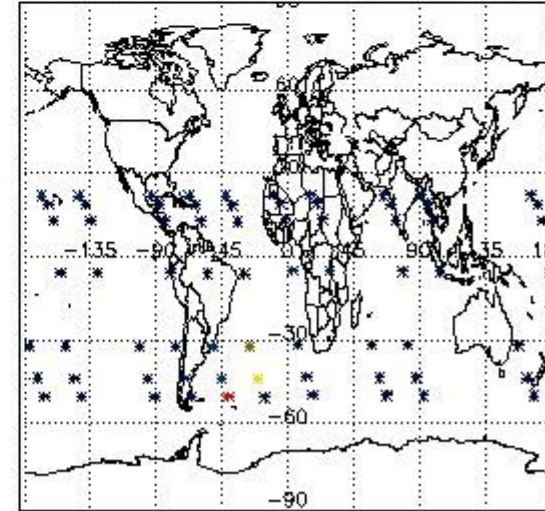
Percentage of flagged data per H2O profile



Percentage of flagged data per NO2 profile



Percentage of flagged data per NO3 profile

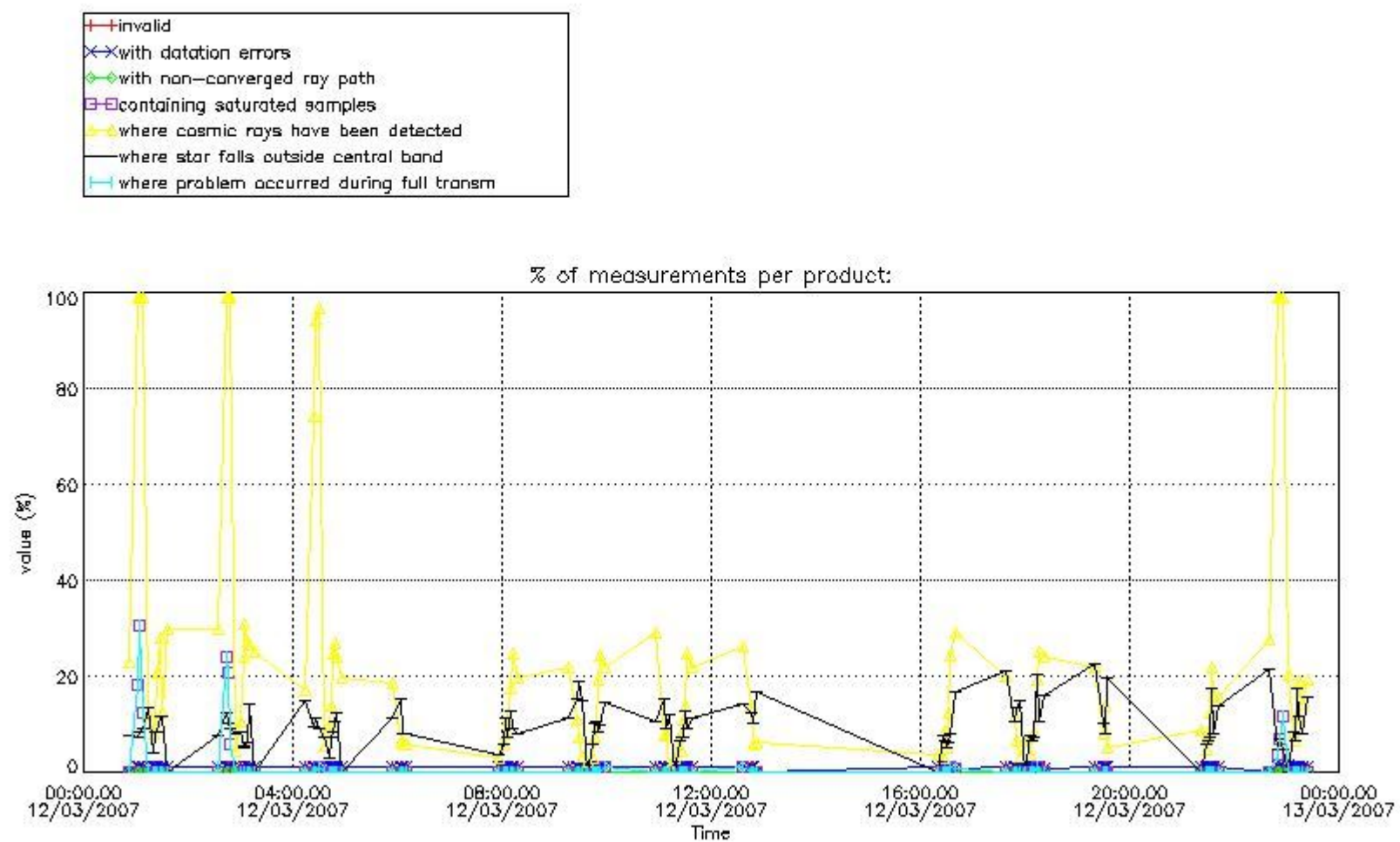


4. Level 1 quality information per product

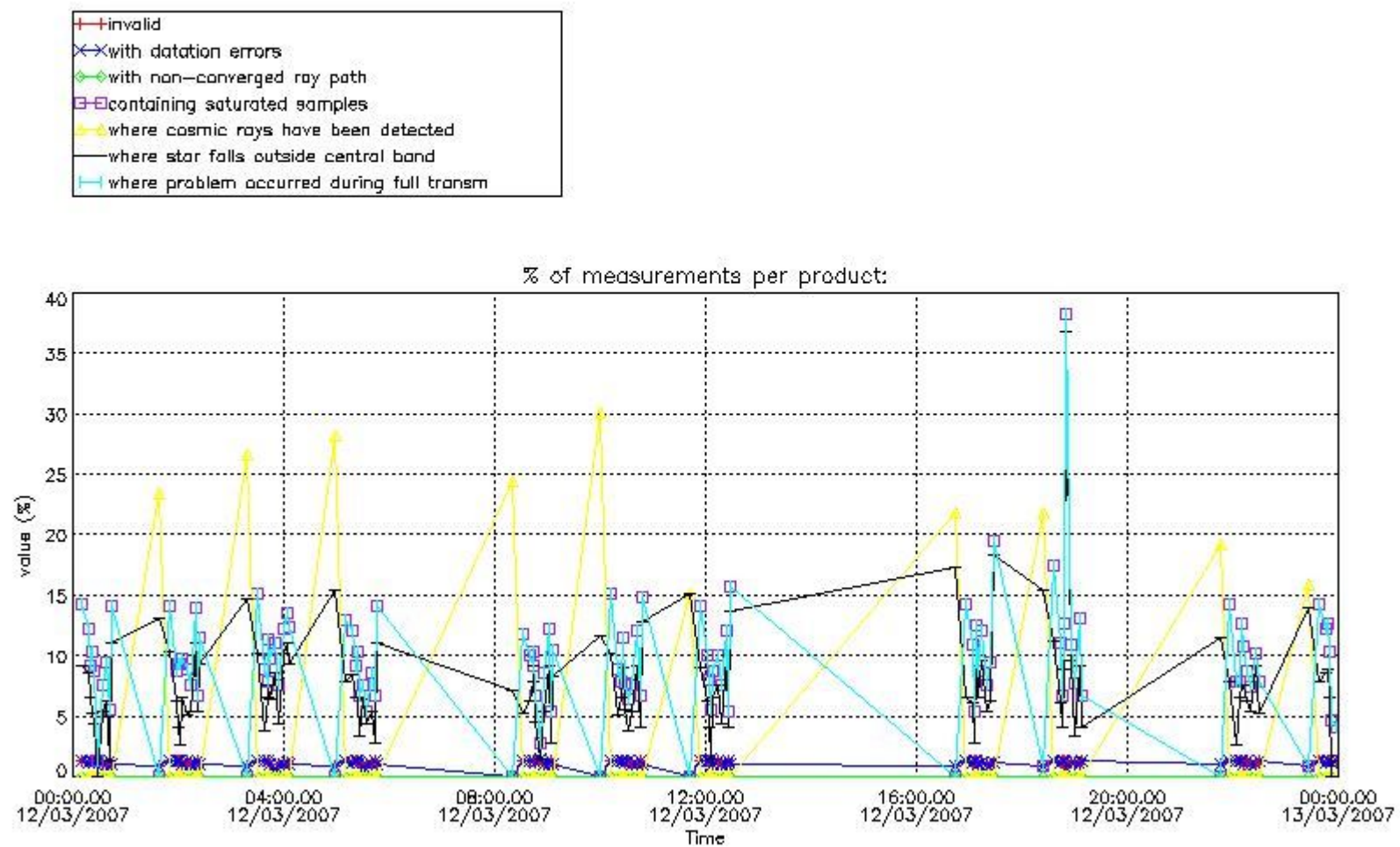
In this section it is plotted some information contained in the Quality Summary data set of the level 2 products that comes from the level 1b processing. Products without errors (error flag in the MPH set to "0") are used.

4.1 Plot quality information per product (time dependant) coming from level 1b processing

4.1.1 Plot level 1 quality information per product (time dependant): ENVISAT ASCENDING passes

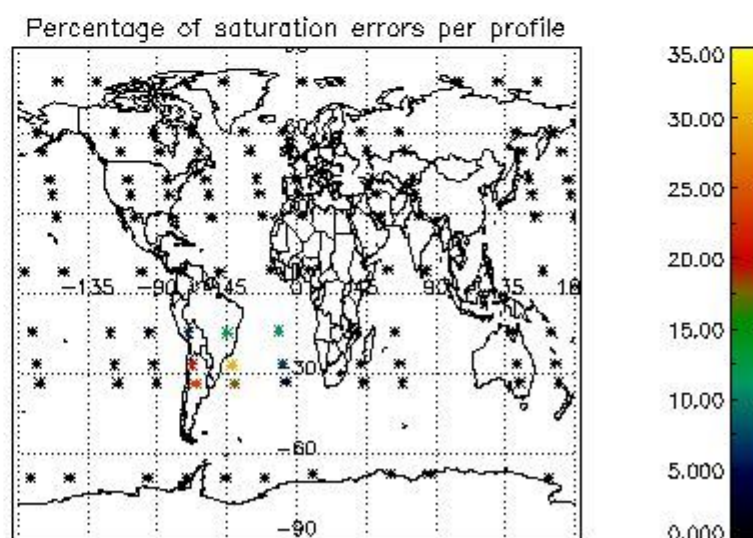
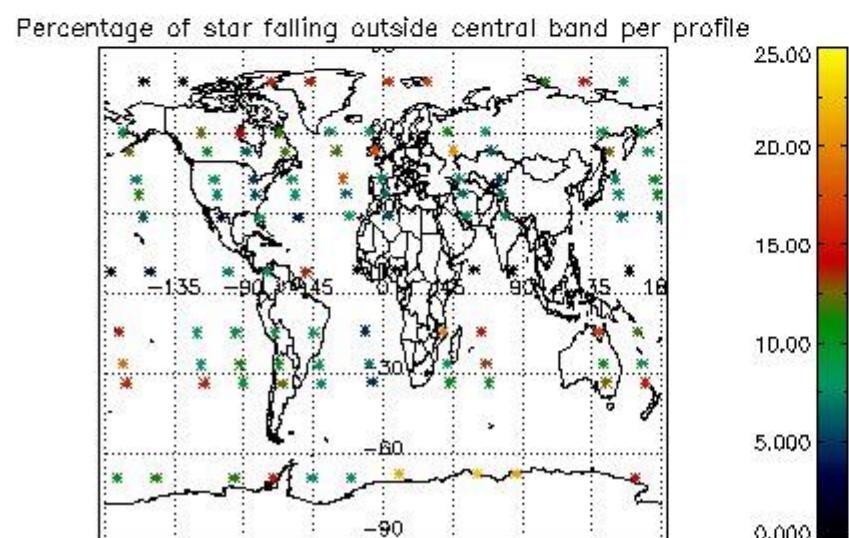
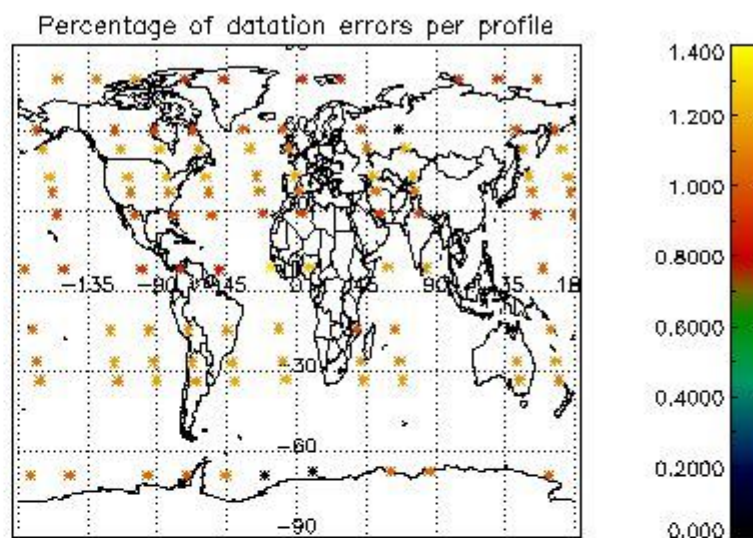
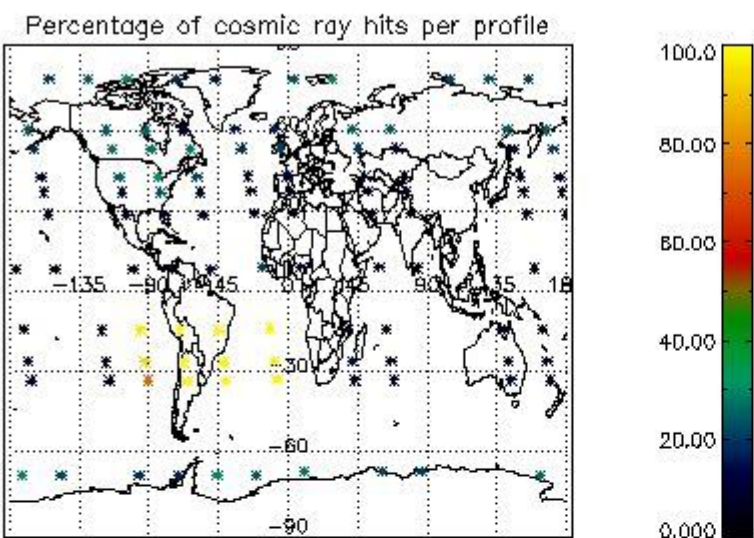


4.1.2 Plot level 1 quality information per product (time dependant): ENVI SAT DESCENDING passes

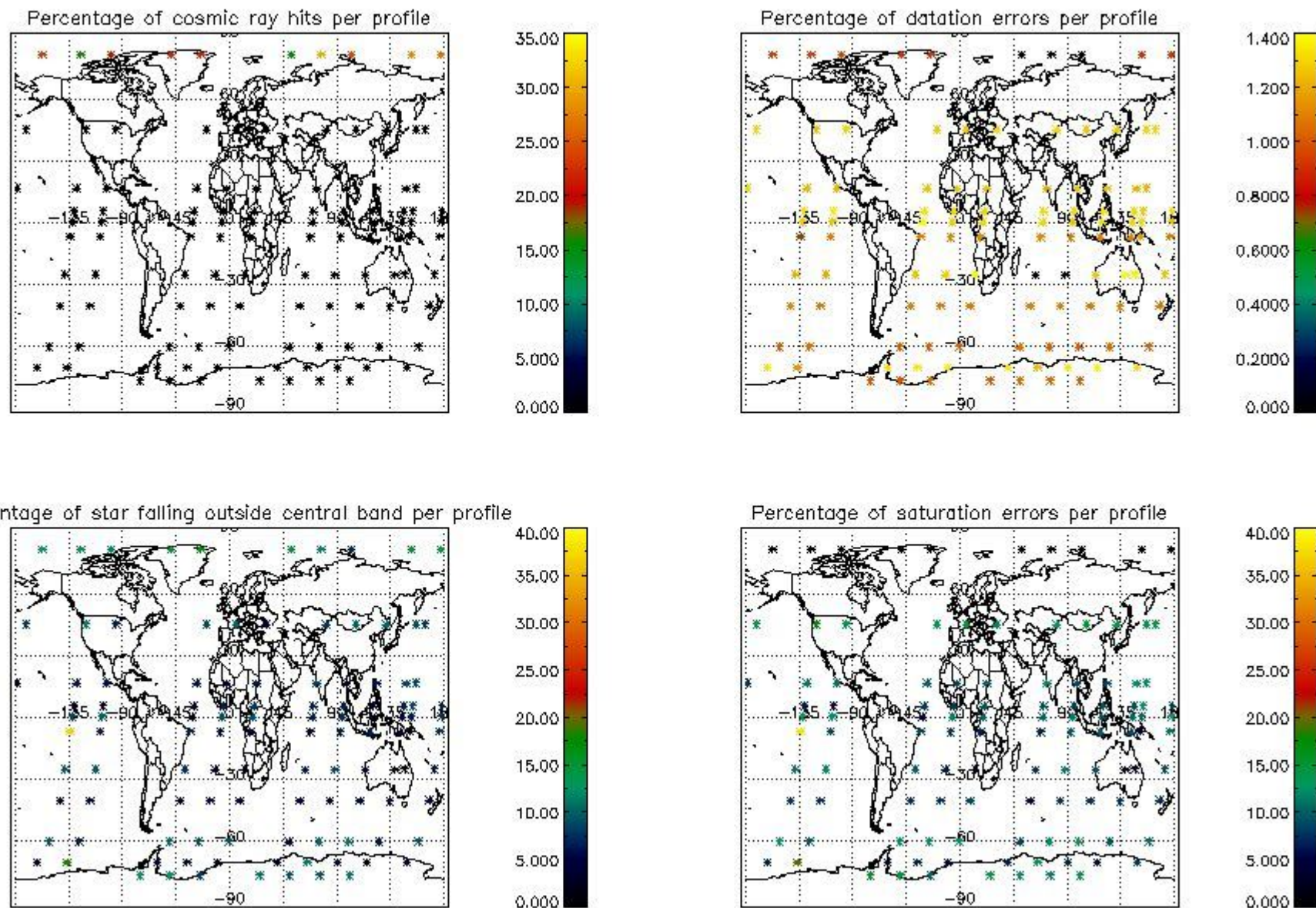


4.2 Plot quality information per product coming from level 1b processing (world map)

4.2.1 Plot level 1 quality information per product (world map): ENVISAT ASCENDING passes



4.2.2 Plot level 1 quality information per product (world map): ENVISAT DESCENDING passes



5. Trace gas profiles

5.1 Ozone statistics based on quality of products

The final quality of the products can be "measured" using the STD (Standard Deviation) attached to every point profile. This information is written to the parameter GOM_NL__2P/NL_LOCAL_SPECIES_DENSITY/o3_std of the level 2 products. The table below shows the statistics for given STD ranges.

The statistics are given with respect to the overall valid production:

- Products without fatal errors: GOM_NL__2P/MPH/PRODUCT_ERR=0
- Valid point profile: GOM_NL__2P/NL_LOCAL_SPECIES_DENSITY/pcd(0)=0

The 'Criteria' is applied to valid points of dark limb products:

- Products in dark limb illumination condition: GOM_NL__2P/NL_SUMMARY_QUALITY/obs_ill_cond=0
- Products without fatal errors: GOM_NL__2P/MPH/PRODUCT_ERR=0
- Valid point profile: GOM_NL__2P/NL_LOCAL_SPECIES_DENSITY/pcd(0)=0

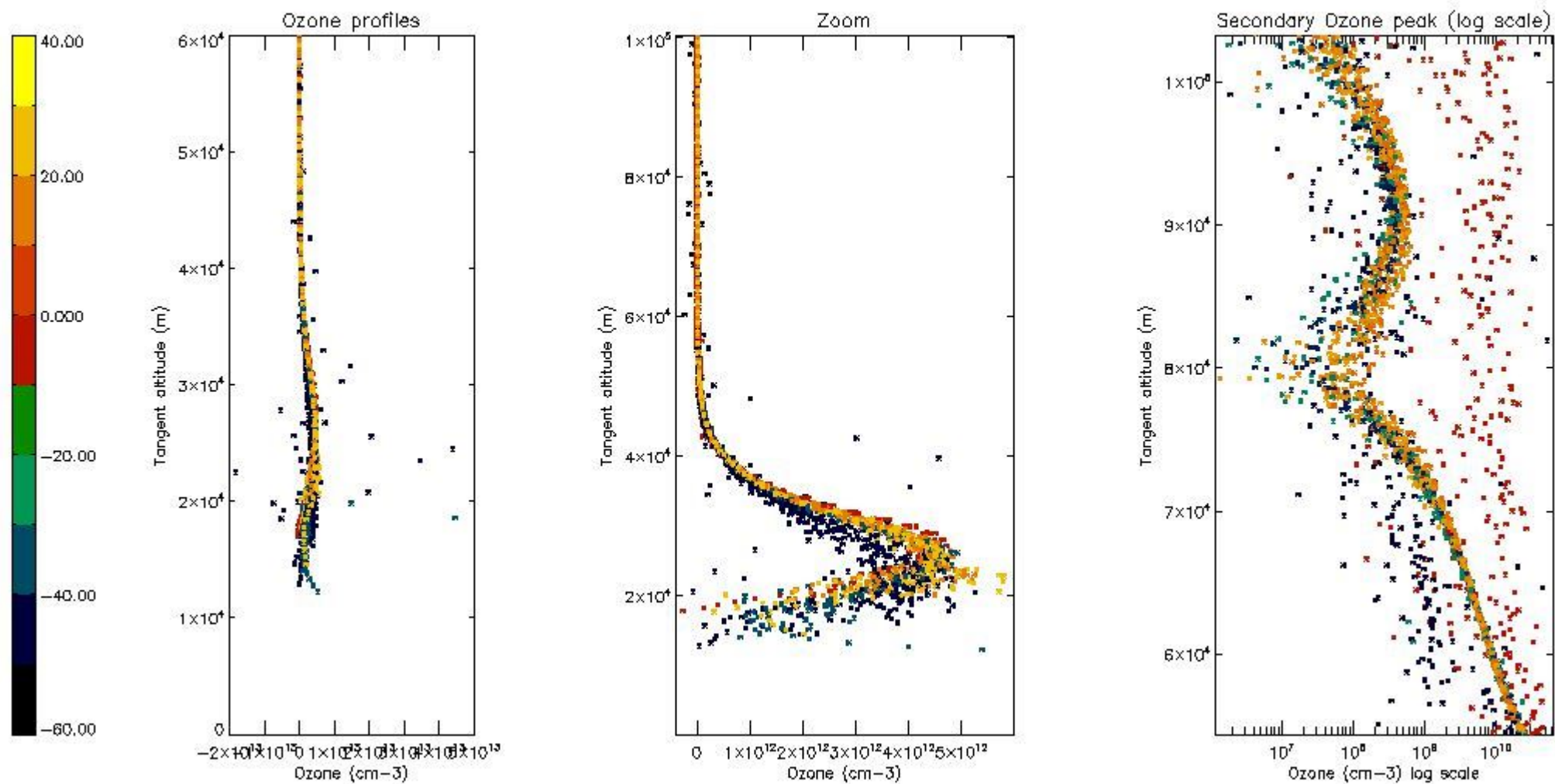
So, the table below shows the percentage of dark limb and valid observations for each criteria with respect to the overall valid daily observations.

Criteria	% of total production
All STD	32
STD < 20	18

STD < 10	14
STD < 5	11

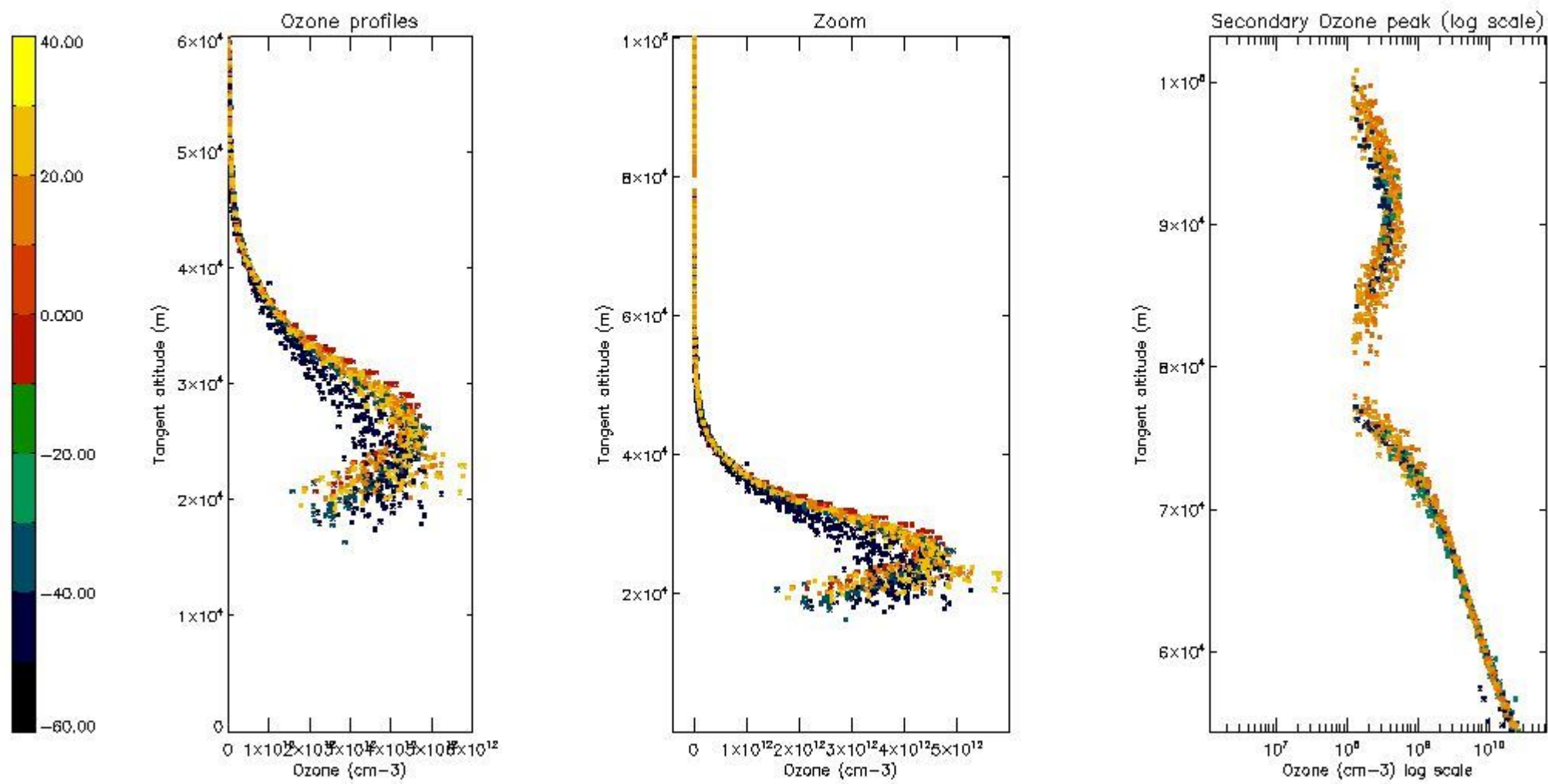
5.2 Plot ozone profiles for all STD (dark without errors)

The colorbar represents the latitude.



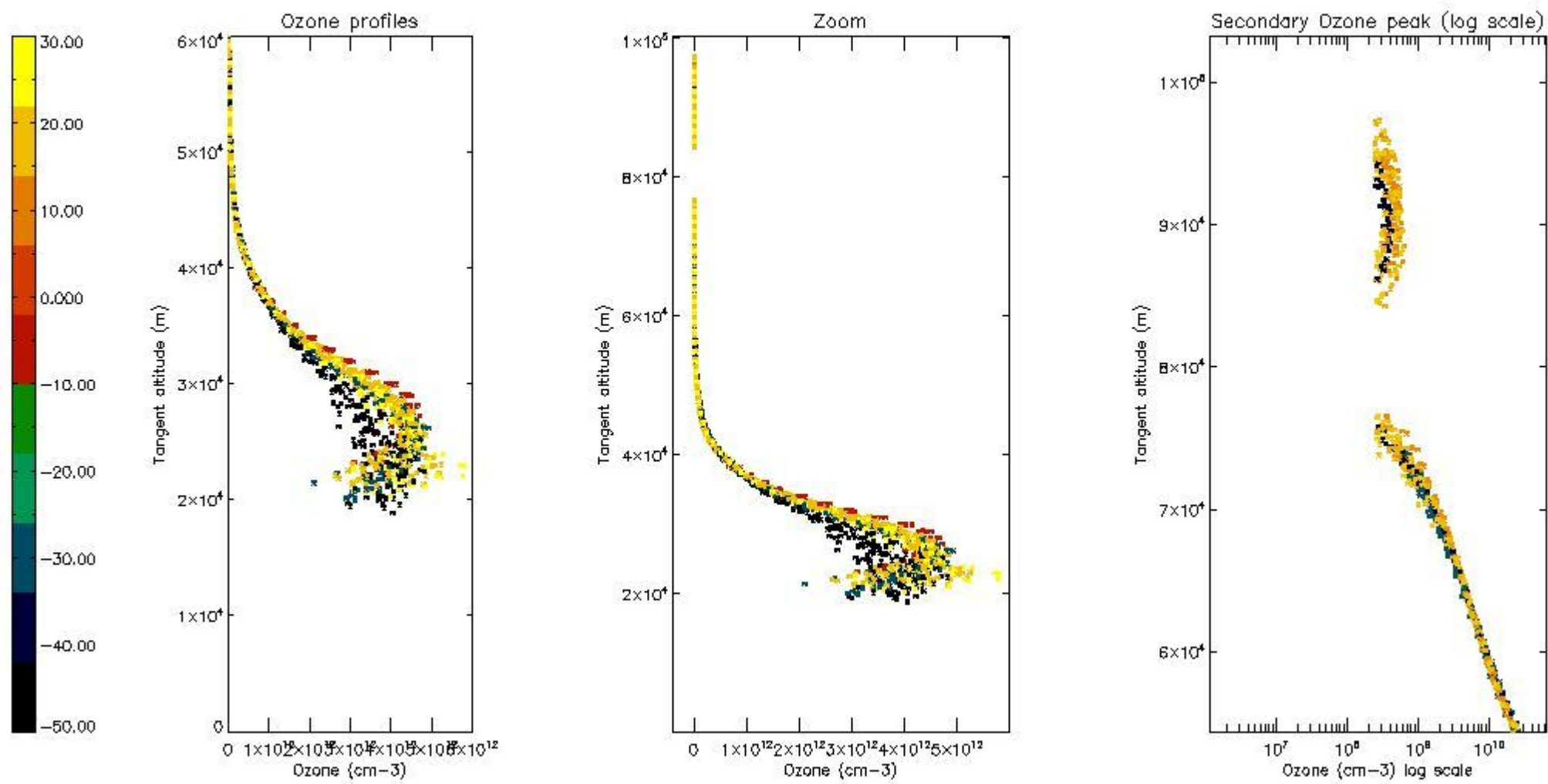
5.3 Plot ozone profiles where STD < 20% (dark without errors)

The colorbar represents the latitude.



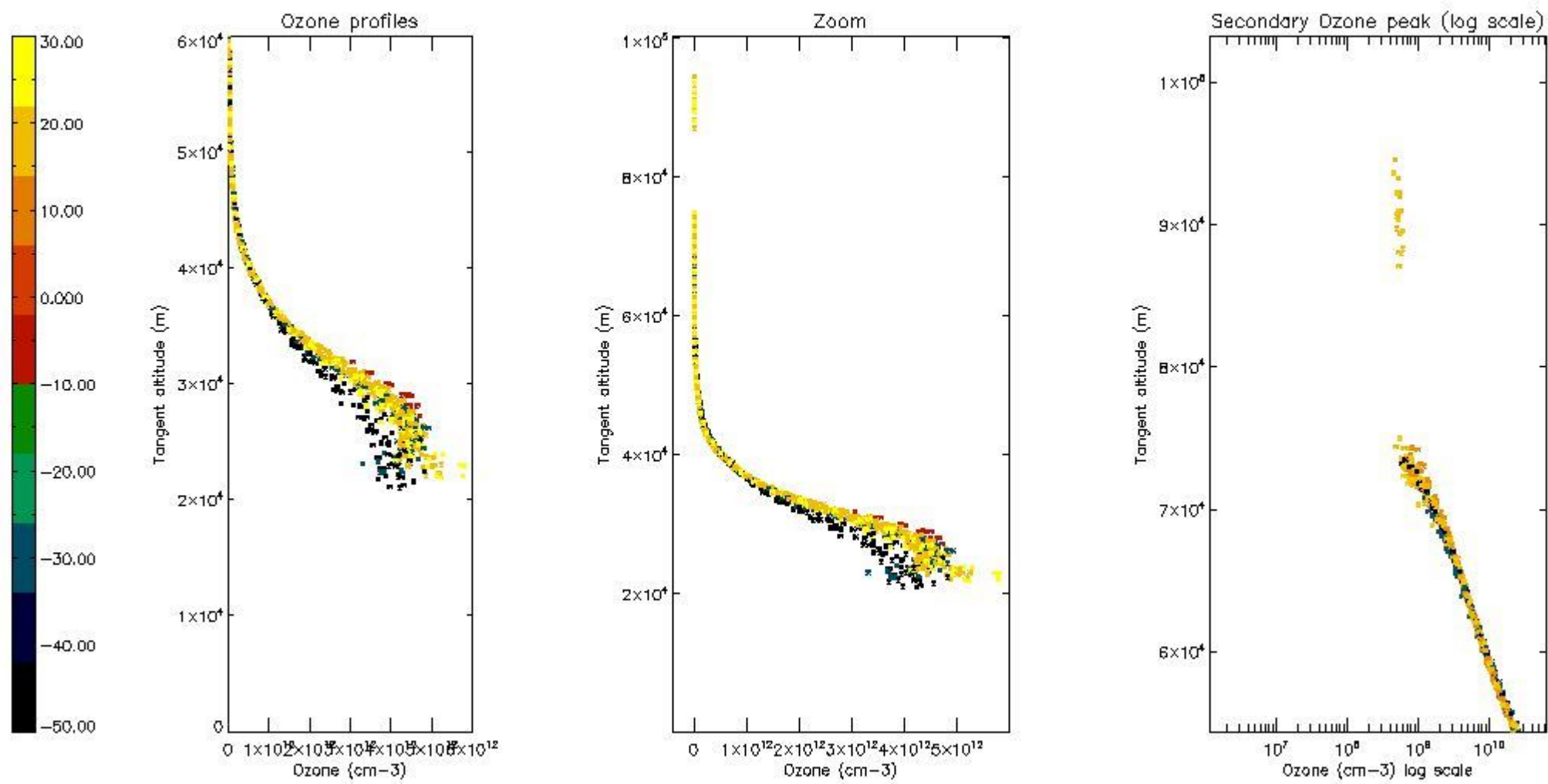
5.4 Plot ozone profiles where STD < 10% (dark without errors)

The colorbar represents the latitude.



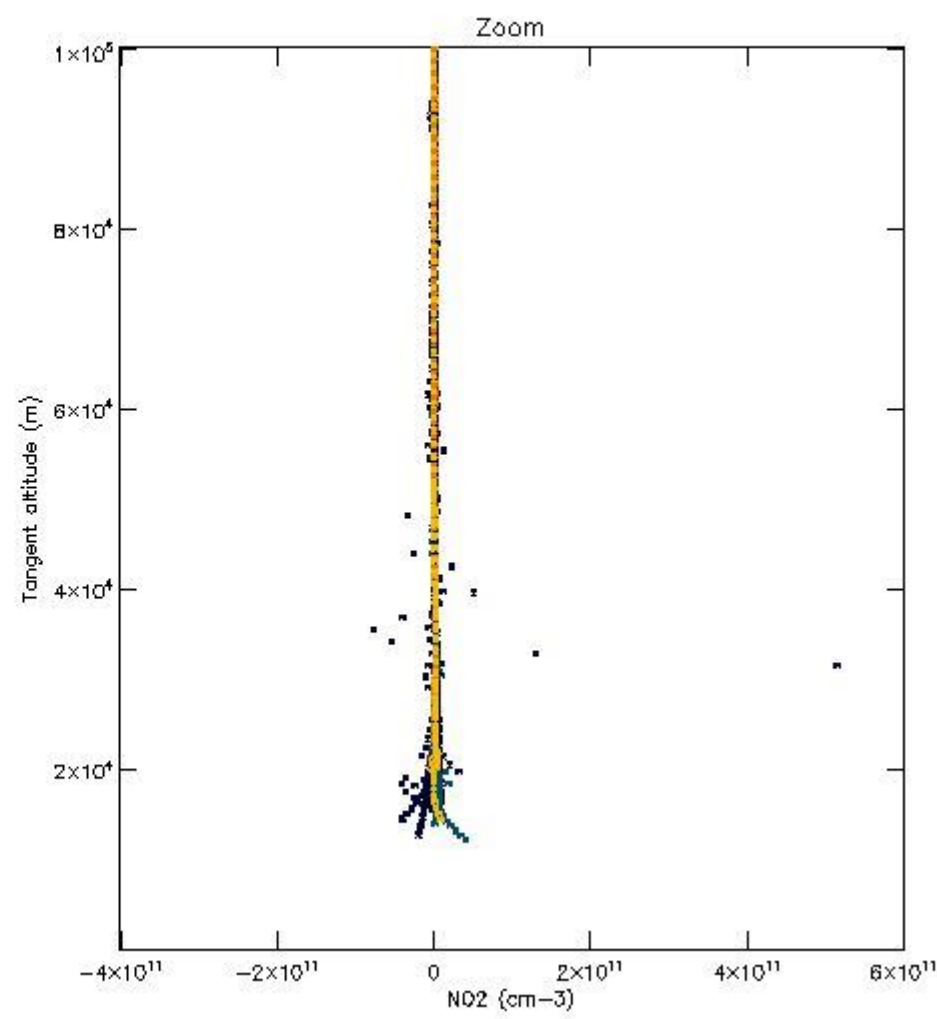
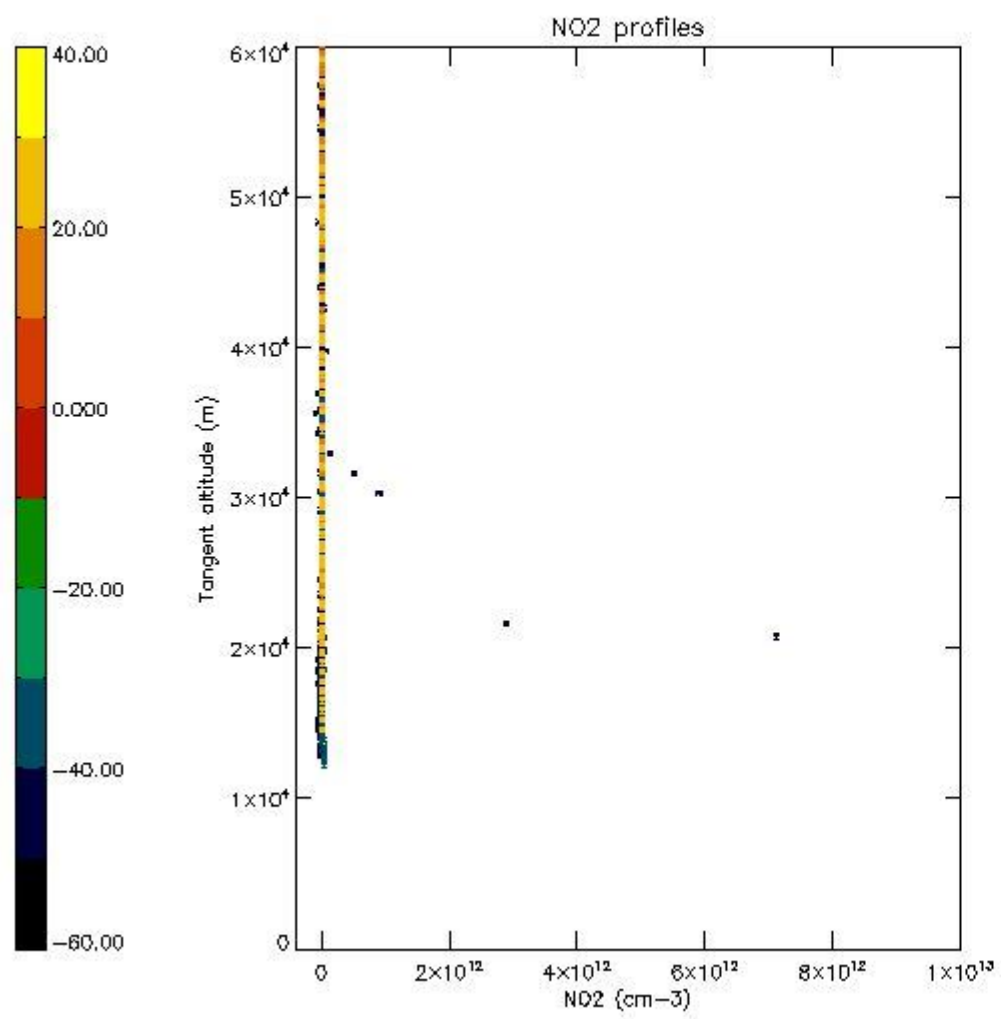
5.5 Plot ozone profiles where STD < 5% (dark without errors)

The colorbar represents the latitude.



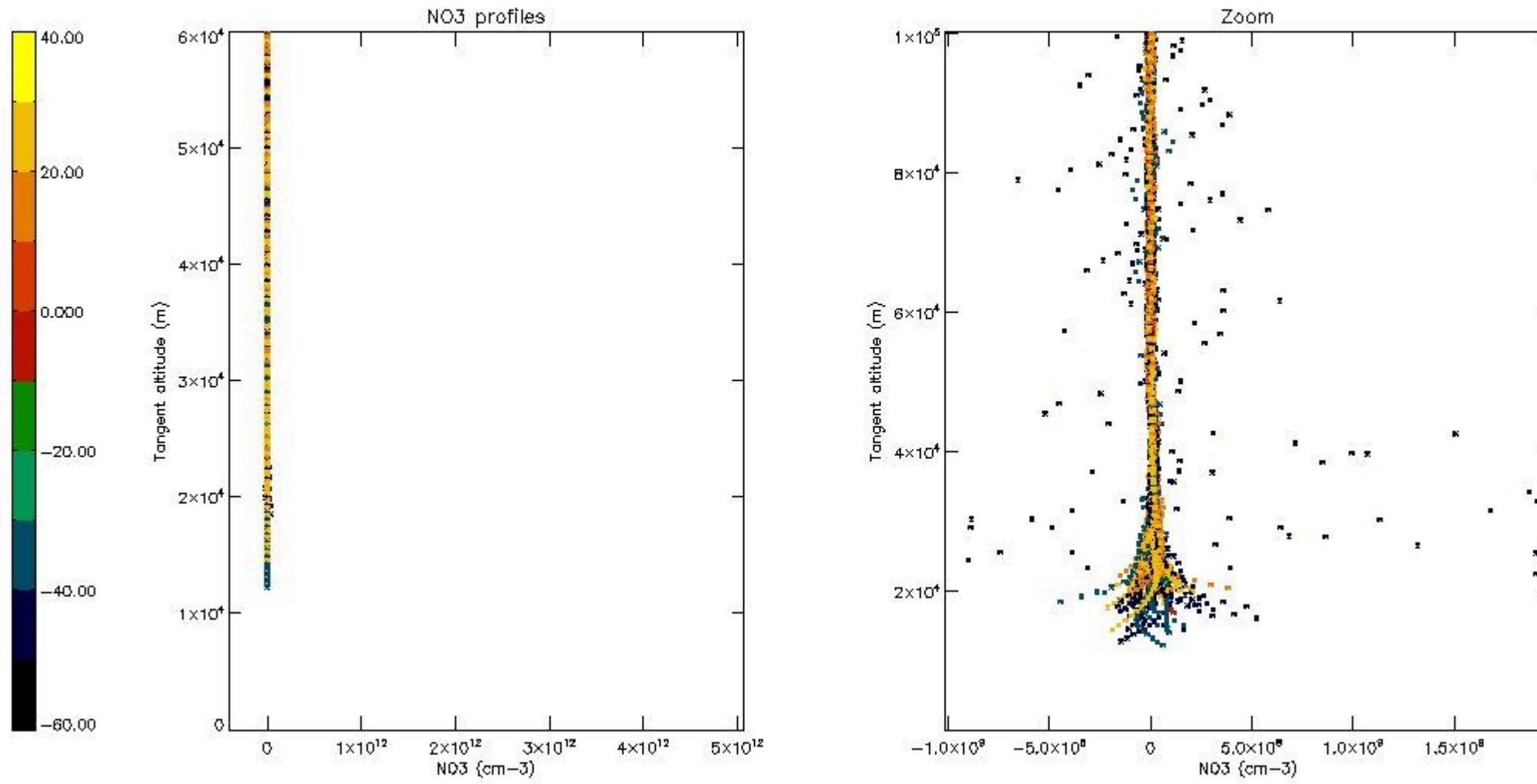
5.6 Plot NO₂ profiles for all STD (dark without errors)

The colorbar represents the latitude.



5.7 Plot NO3 profiles for all STD (dark without errors)

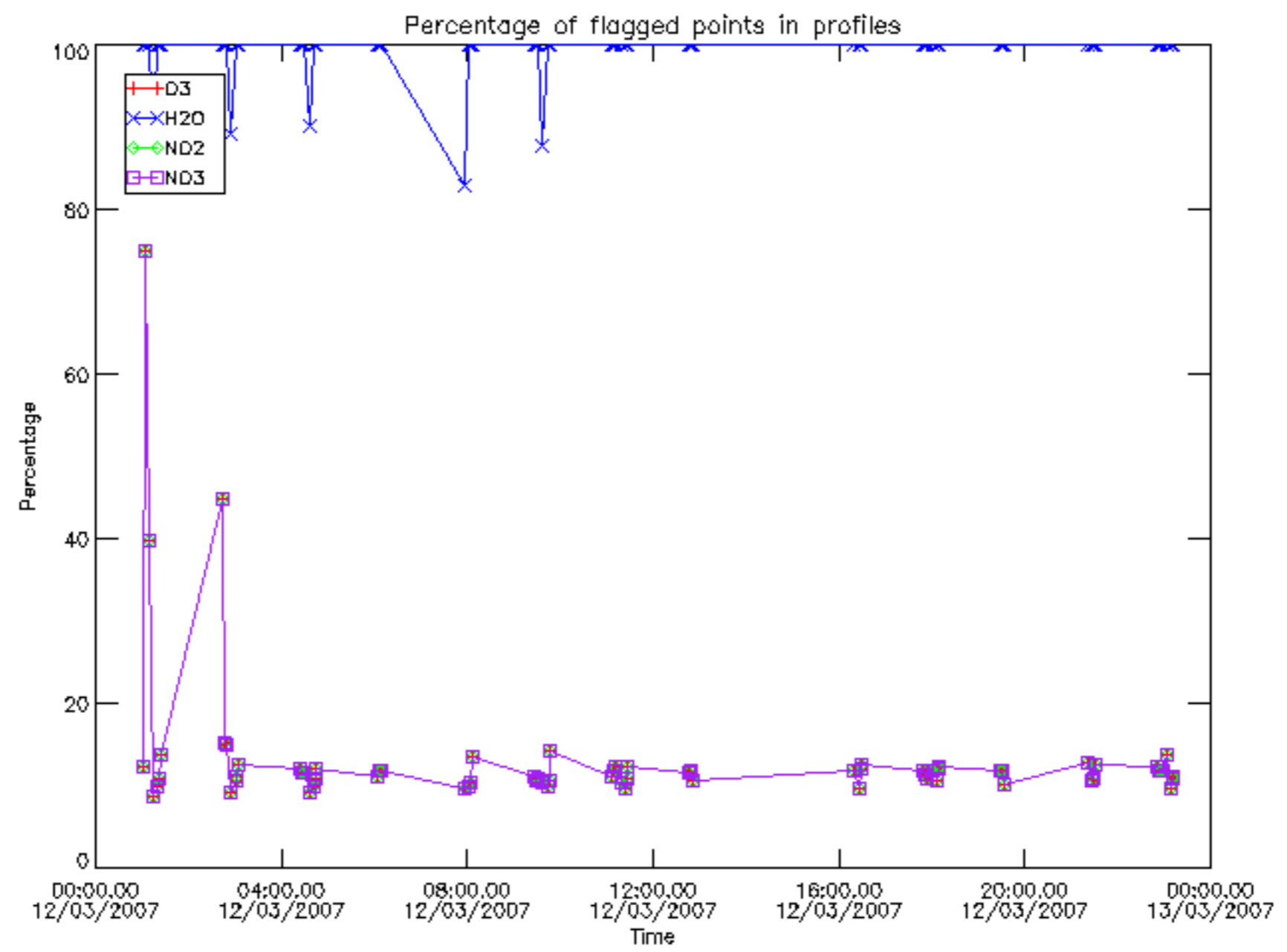
The colorbar represents the latitude.



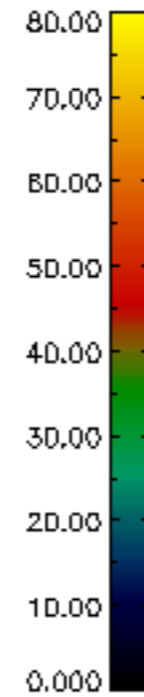
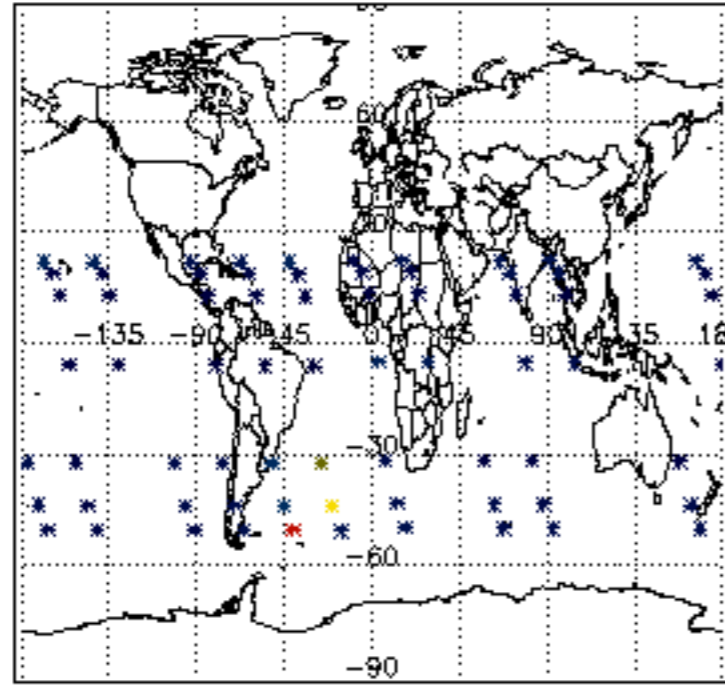
6. Auxiliary Data Files used for the production reported in section 2

The number reported in the third column indicates since which file (see list in section 2) the corresponding auxiliary file has been used. The fourth column is the date of those product files.

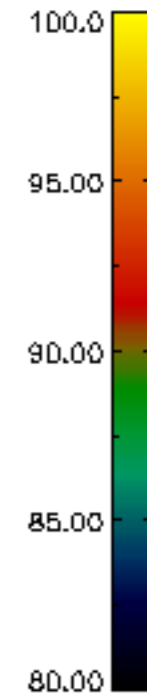
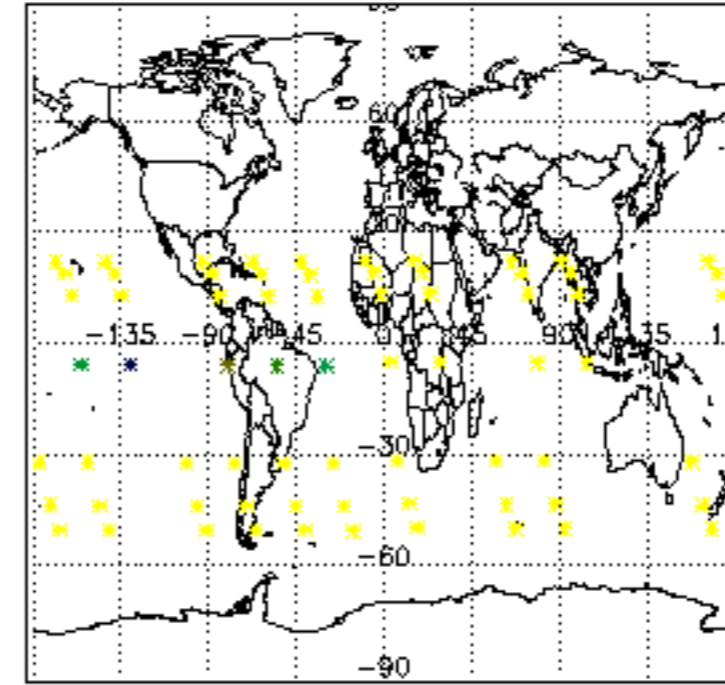
Type	Auxiliary Filename	Used since product	Used since product date
INST_PHYS_CHARACTERISTICS	GOM_INS_AXVIEC20091111_143220_20030716_120000_20500101_000000	1	12-MAR-2007 00:09:03
LEVEL-2_PROC_CONFIG	GOM_PR2_AXVIEC20091111_152718_20020301_000000_20500101_000000	1	12-MAR-2007 00:09:03
CROSS_SECTIONS_FILE	GOM_CRS_AXVIEC20091111_154832_20020301_000000_20500101_000000	1	12-MAR-2007 00:09:03



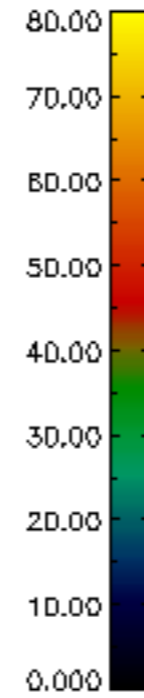
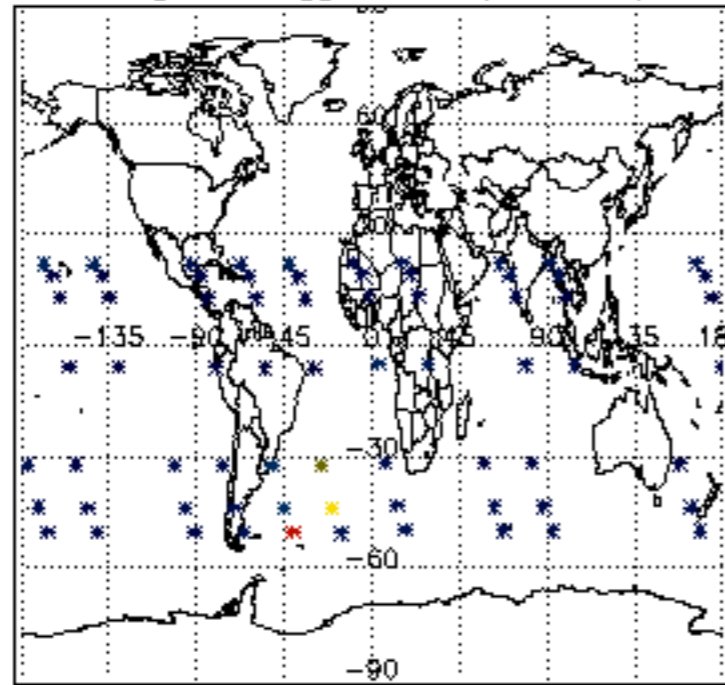
Percentage of flagged data per D3 profile



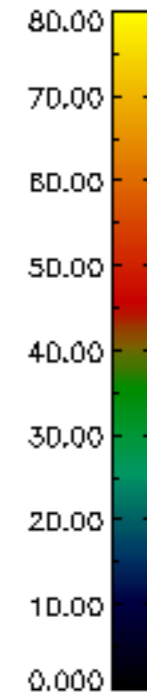
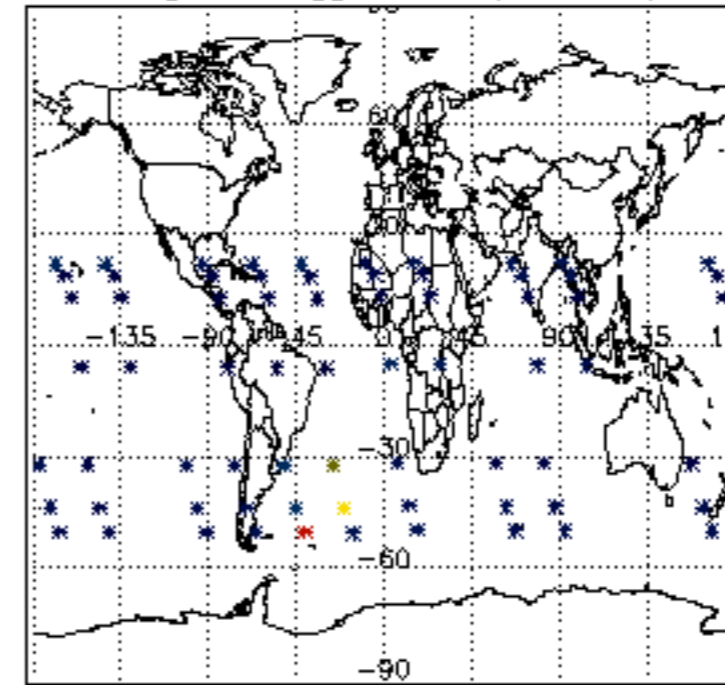
Percentage of flagged data per H2O profile

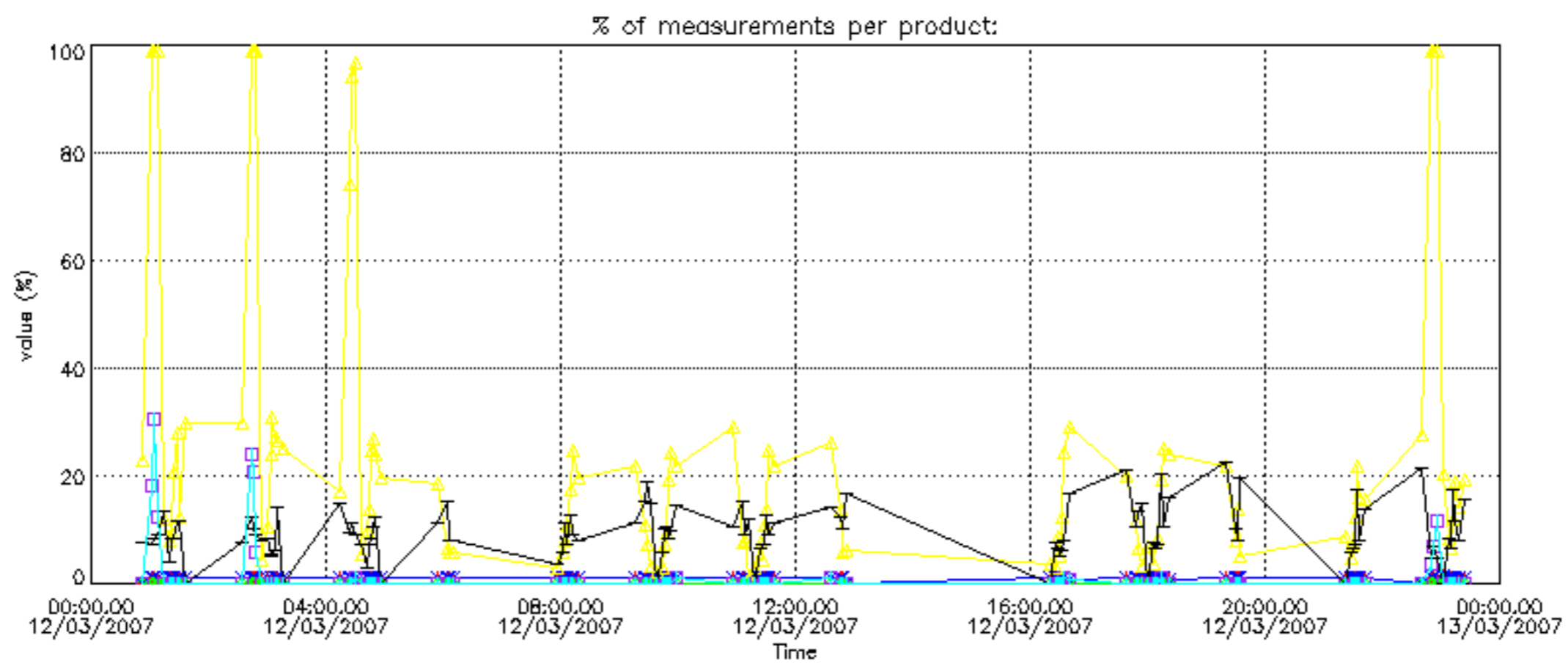


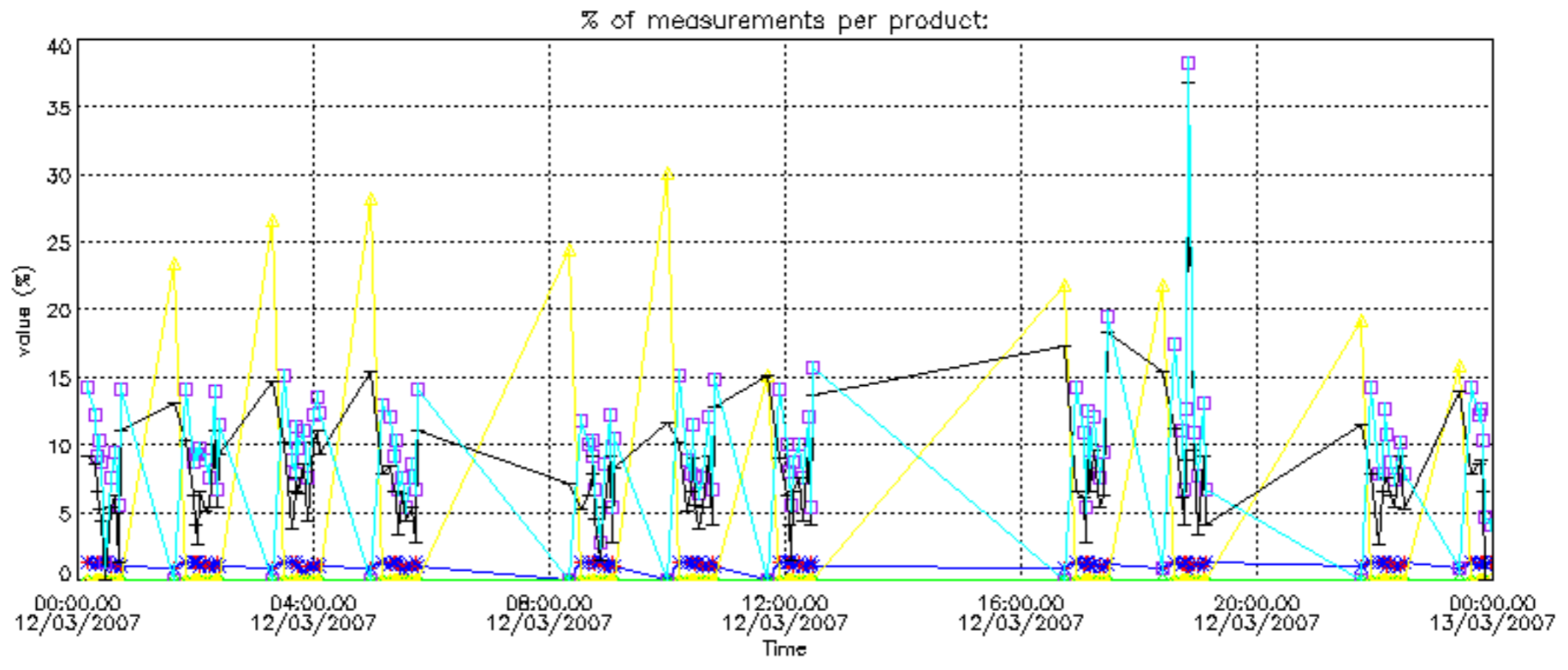
Percentage of flagged data per NO2 profile



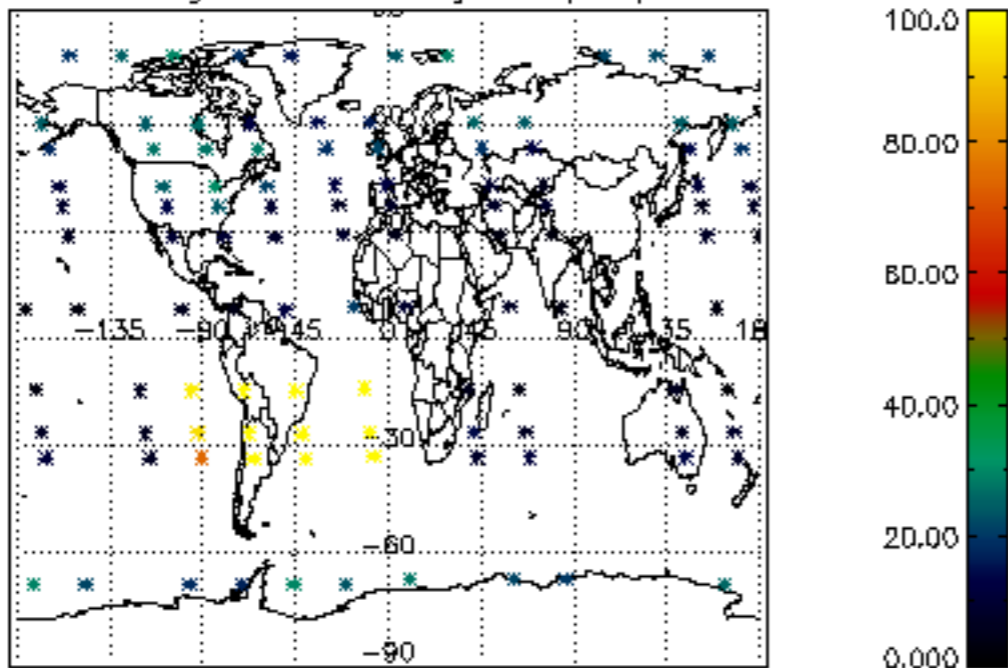
Percentage of flagged data per NO3 profile



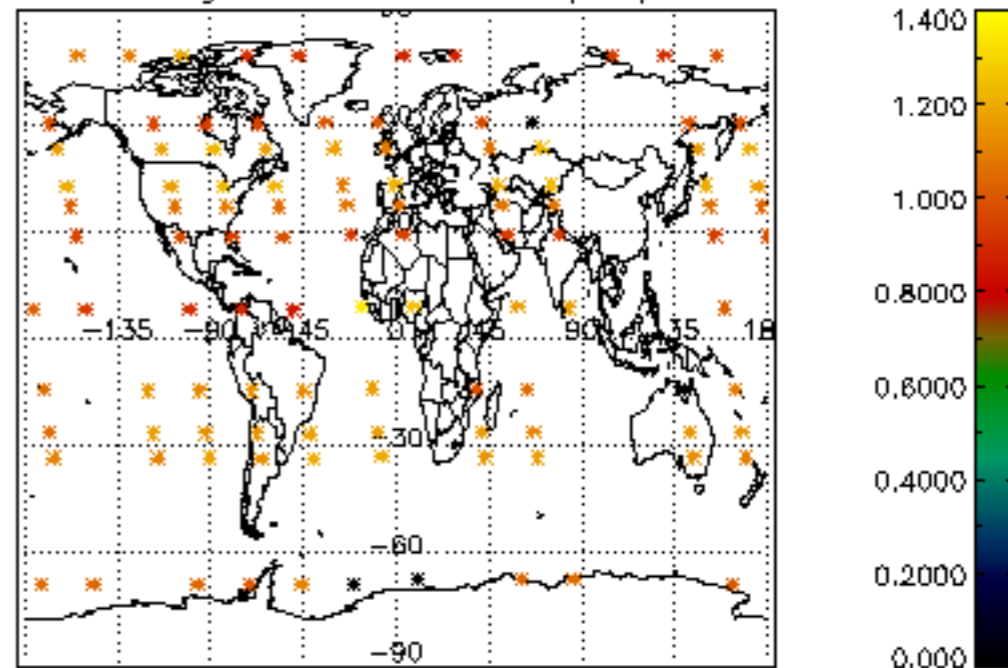




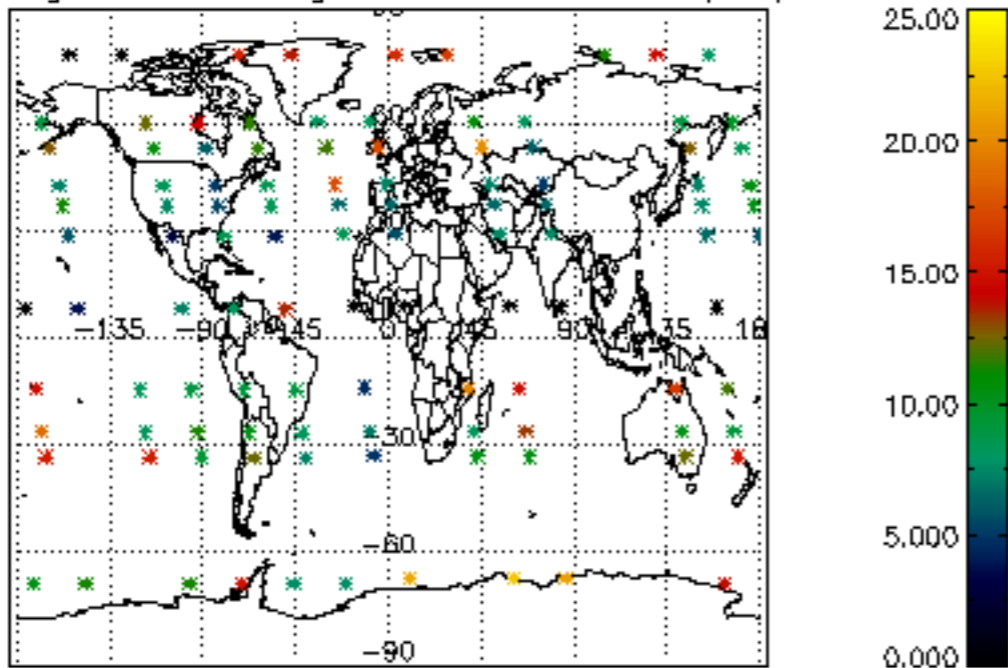
Percentage of cosmic ray hits per profile



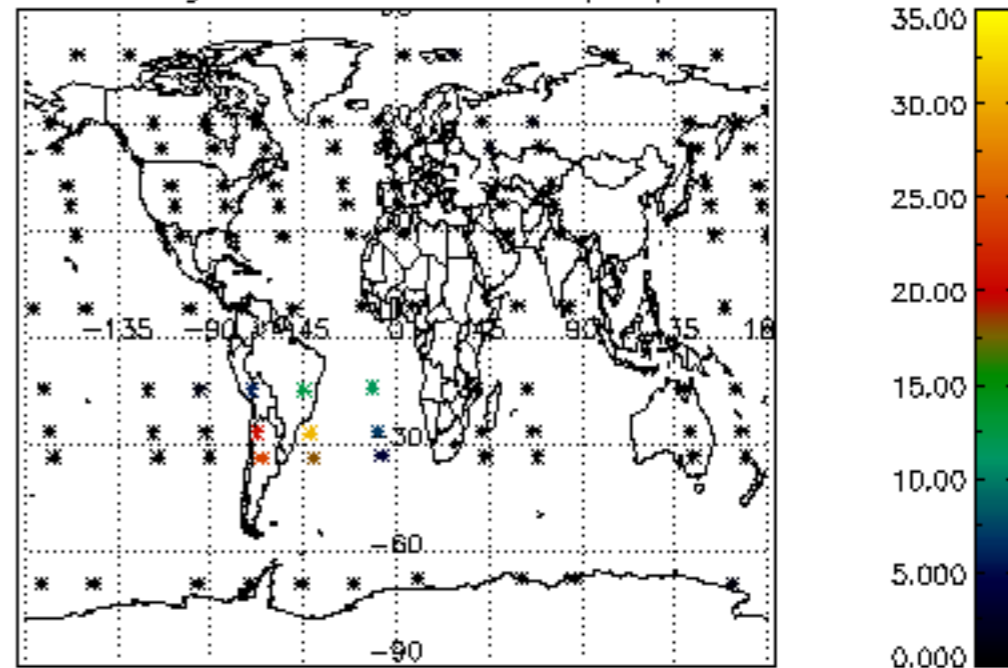
Percentage of datation errors per profile



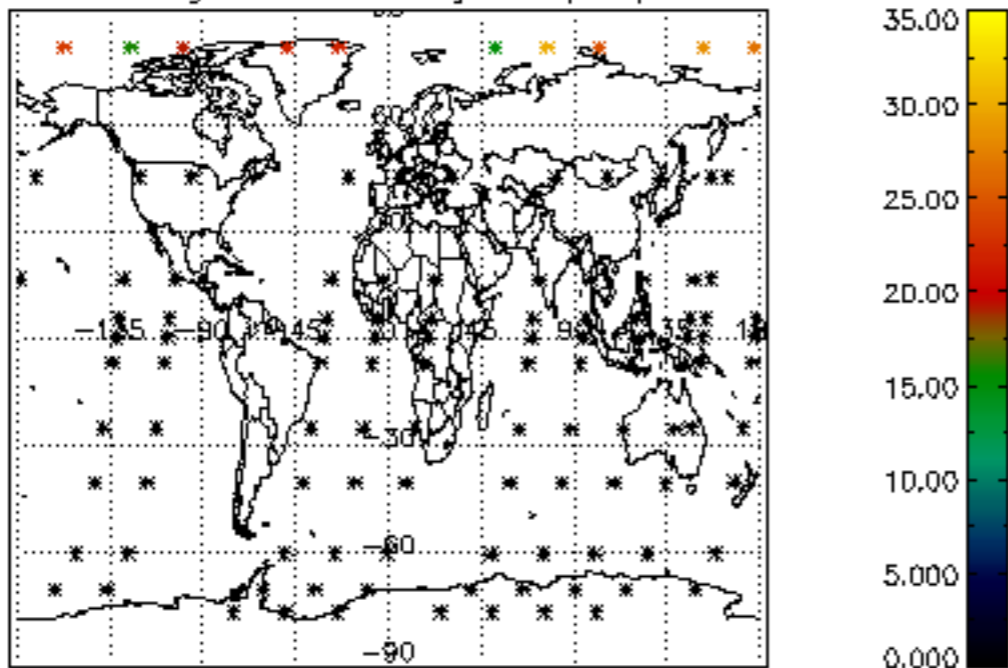
Percentage of star falling outside central band per profile



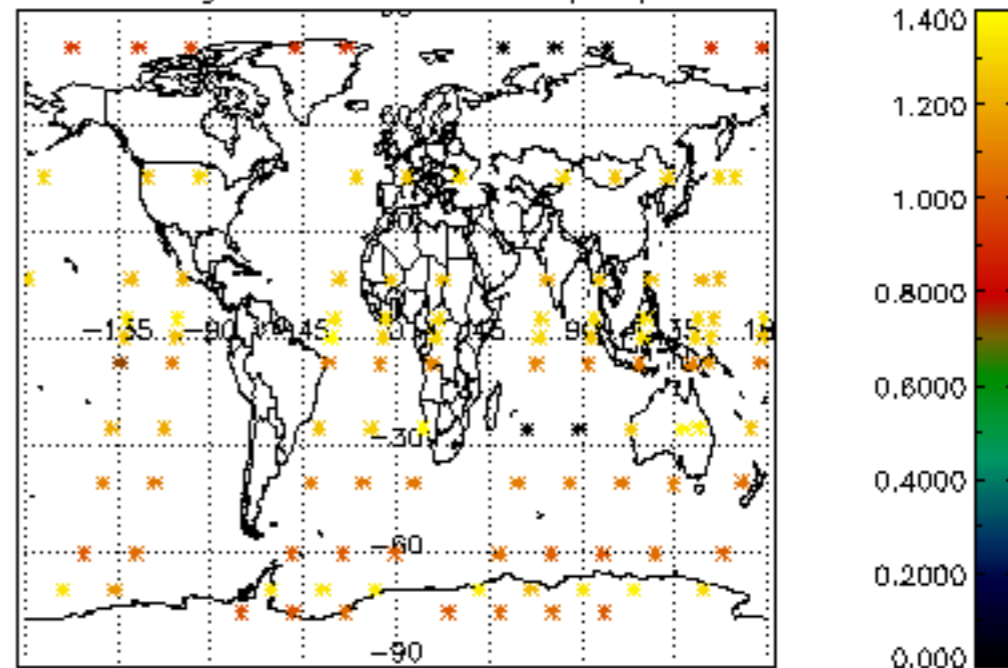
Percentage of saturation errors per profile



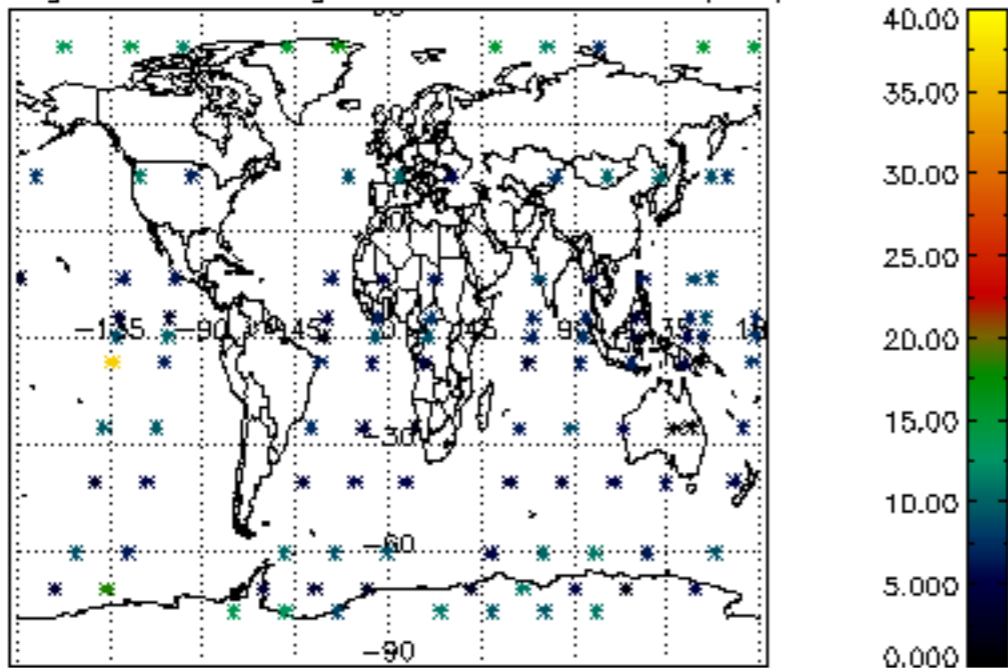
Percentage of cosmic ray hits per profile



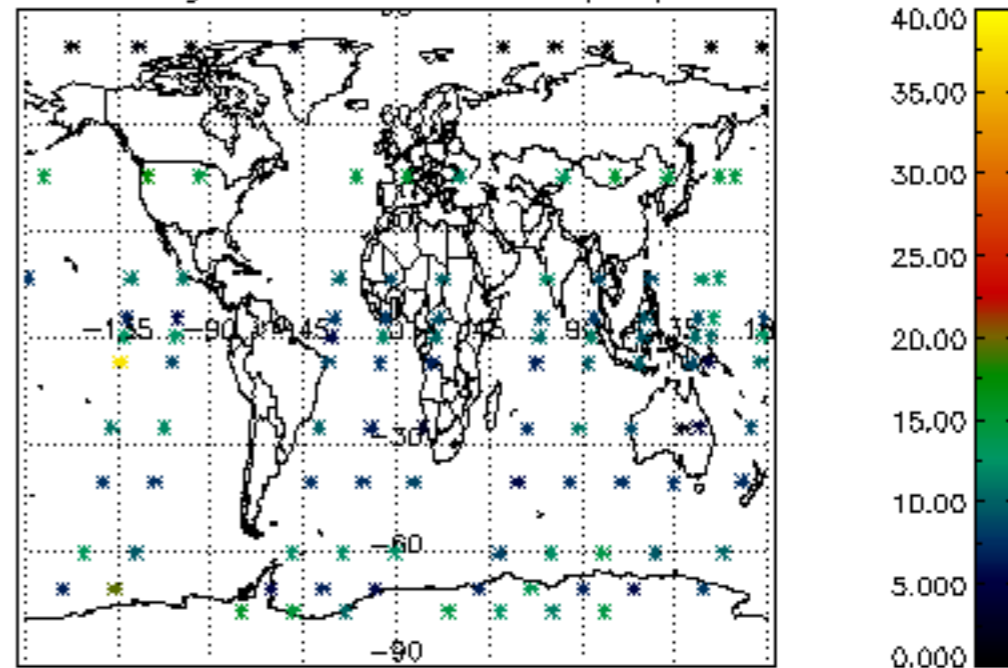
Percentage of datation errors per profile

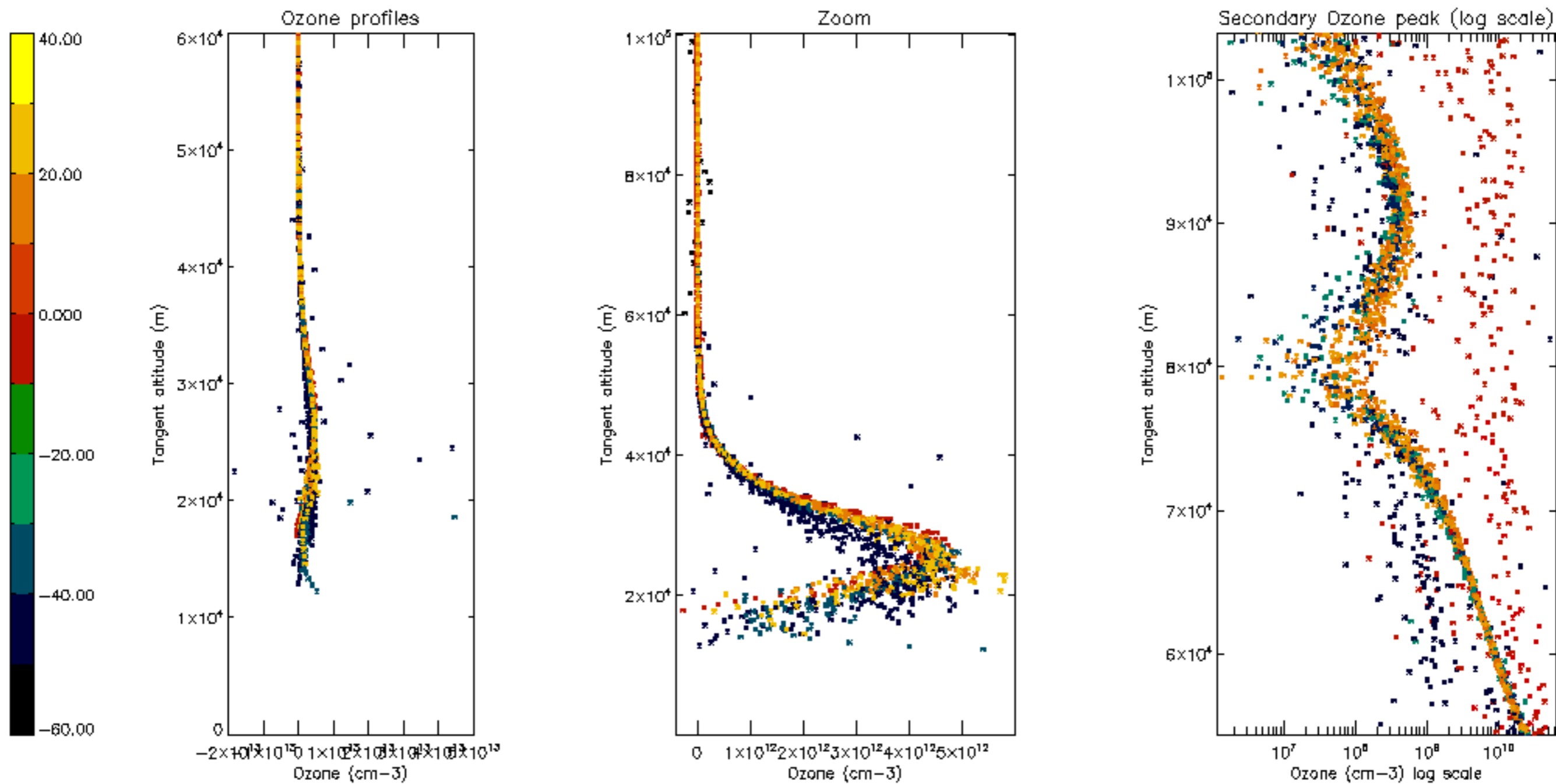


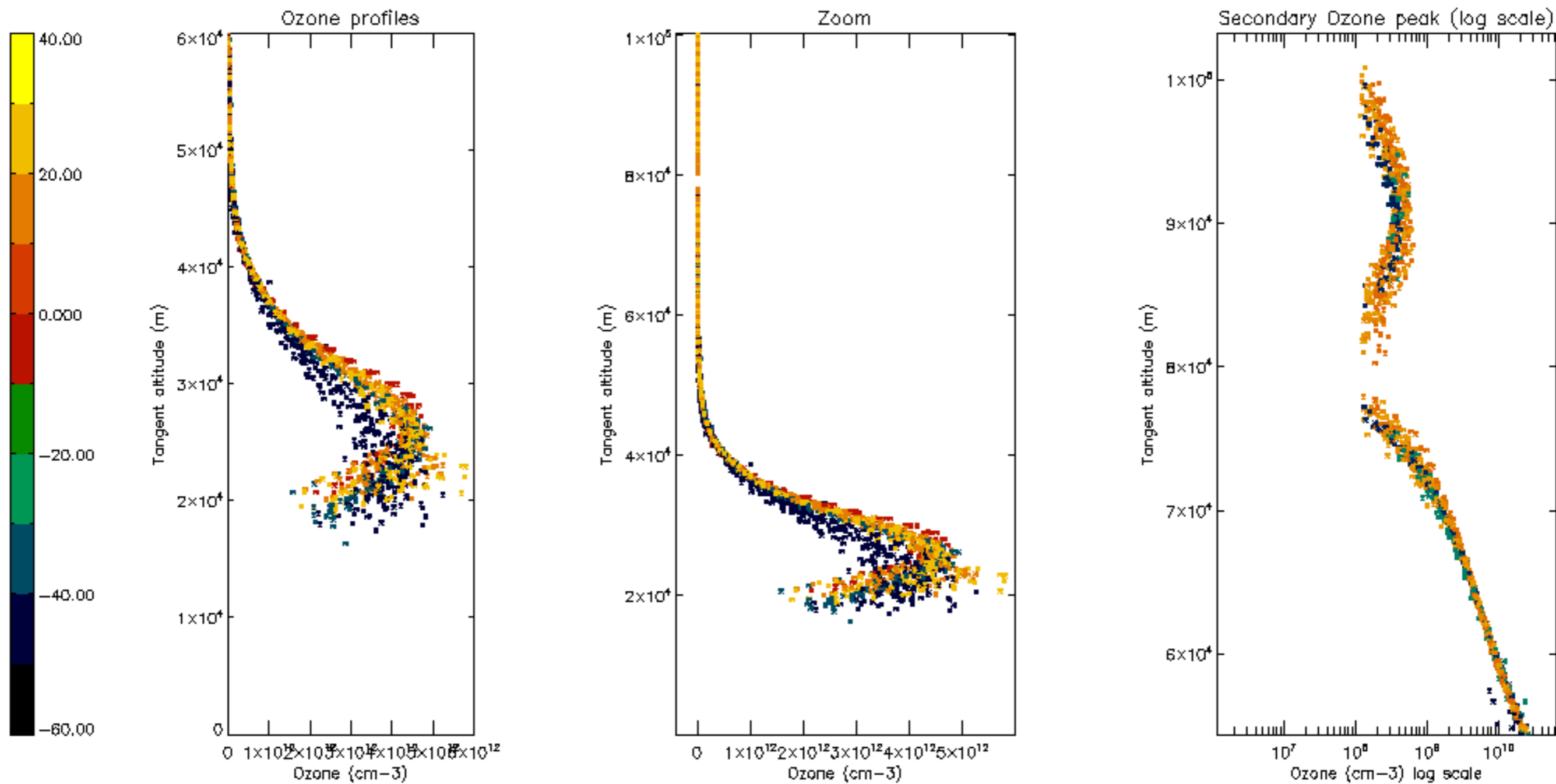
Percentage of star falling outside central band per profile

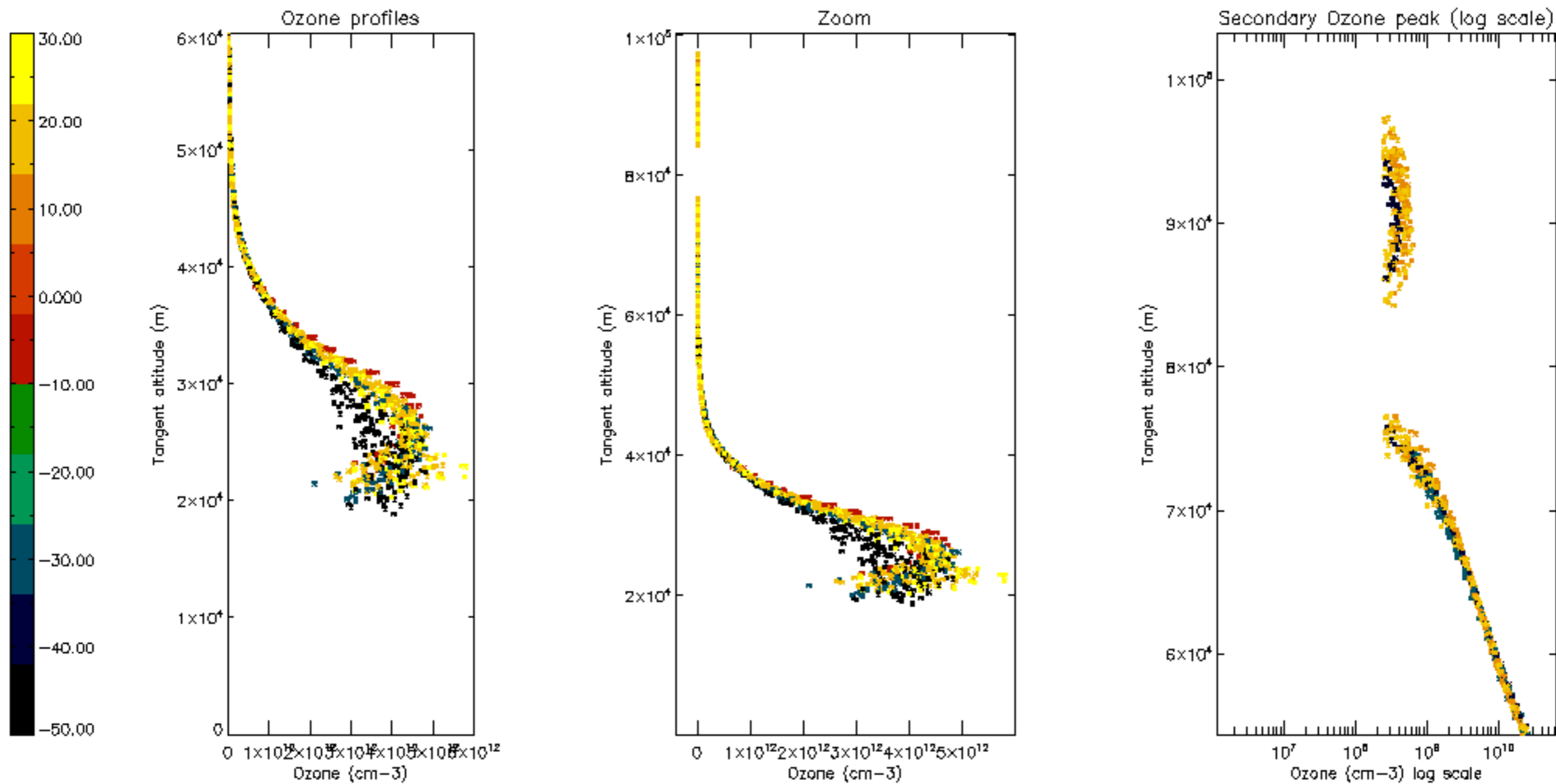


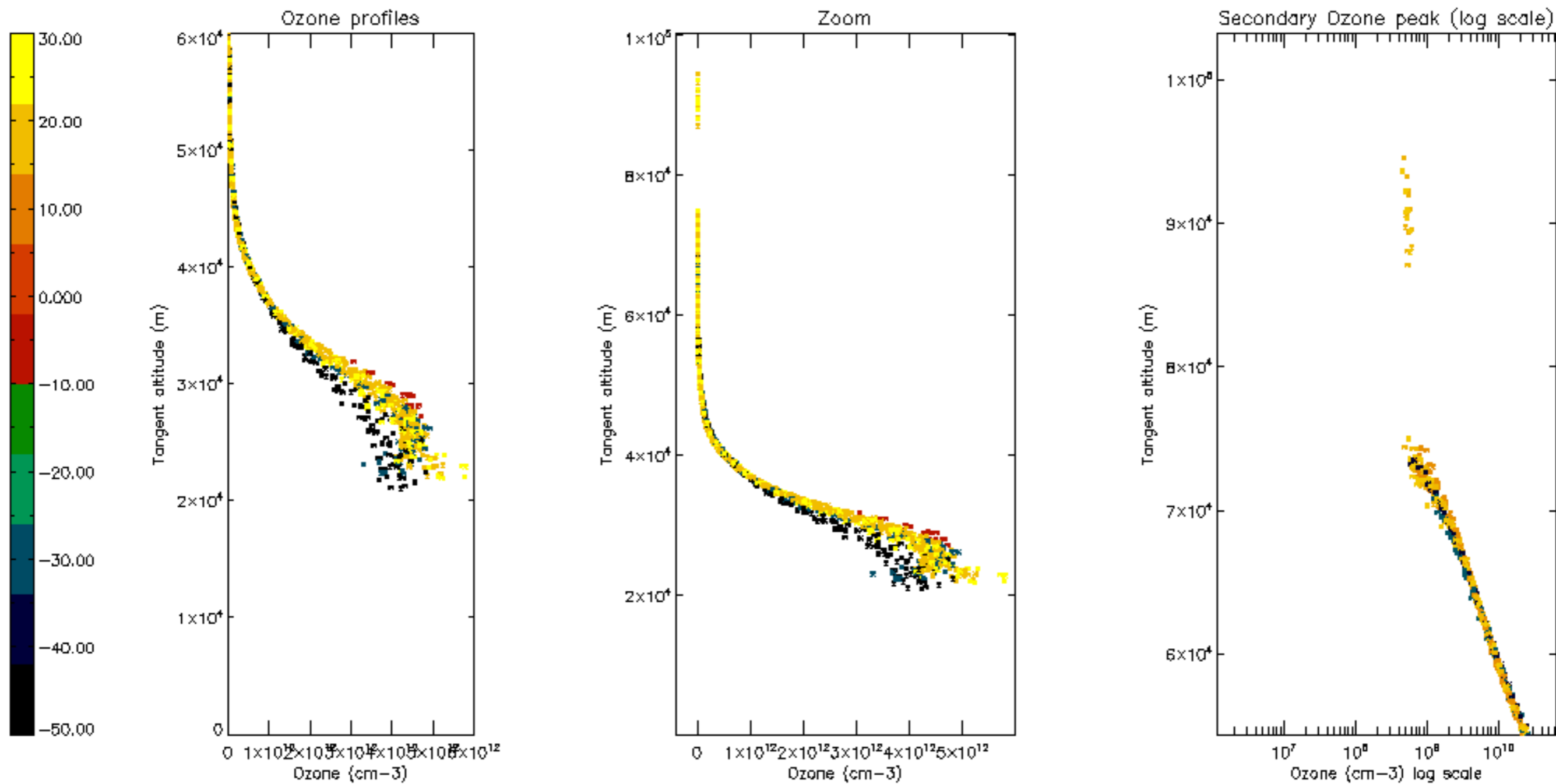
Percentage of saturation errors per profile

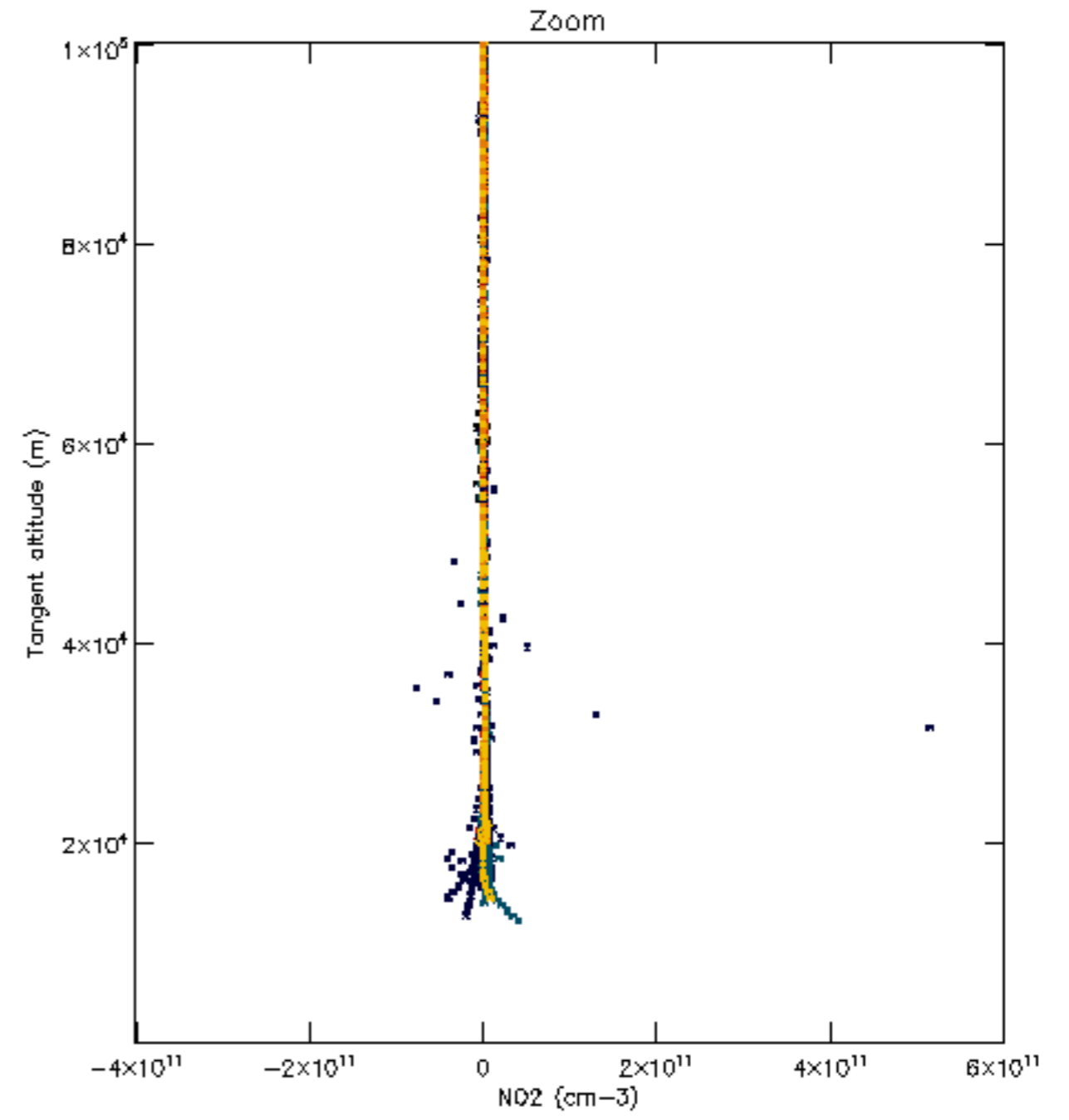
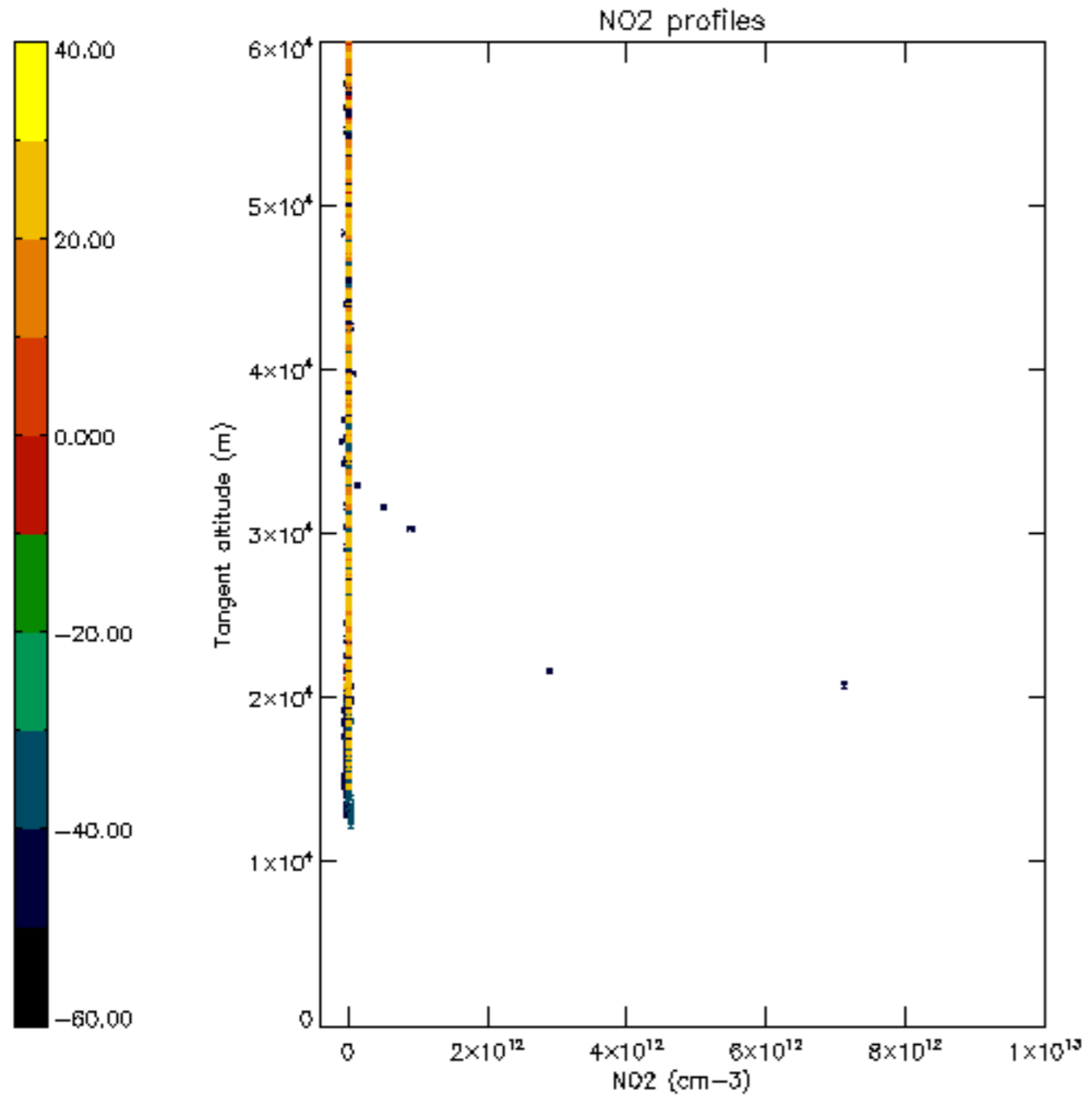


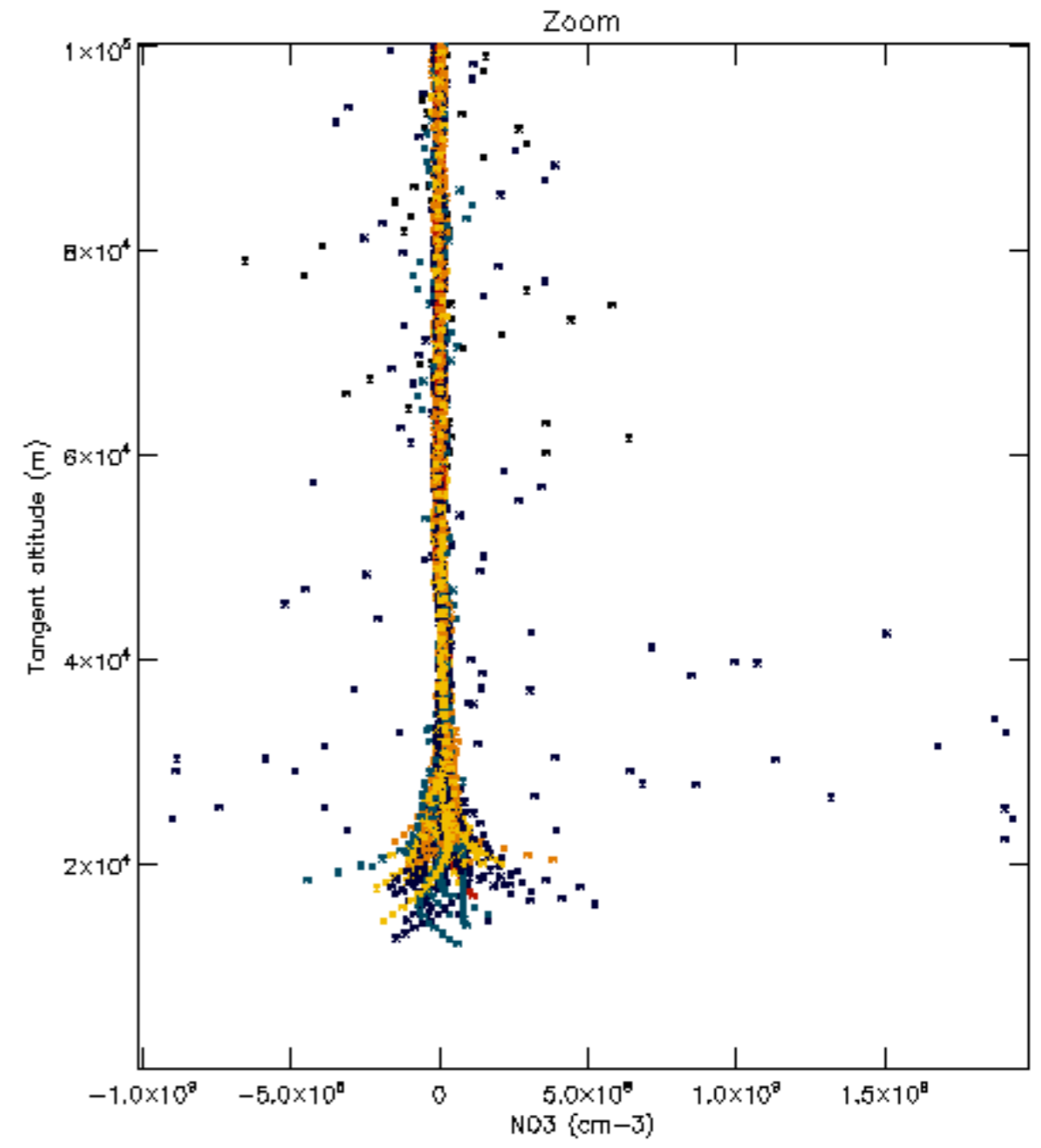
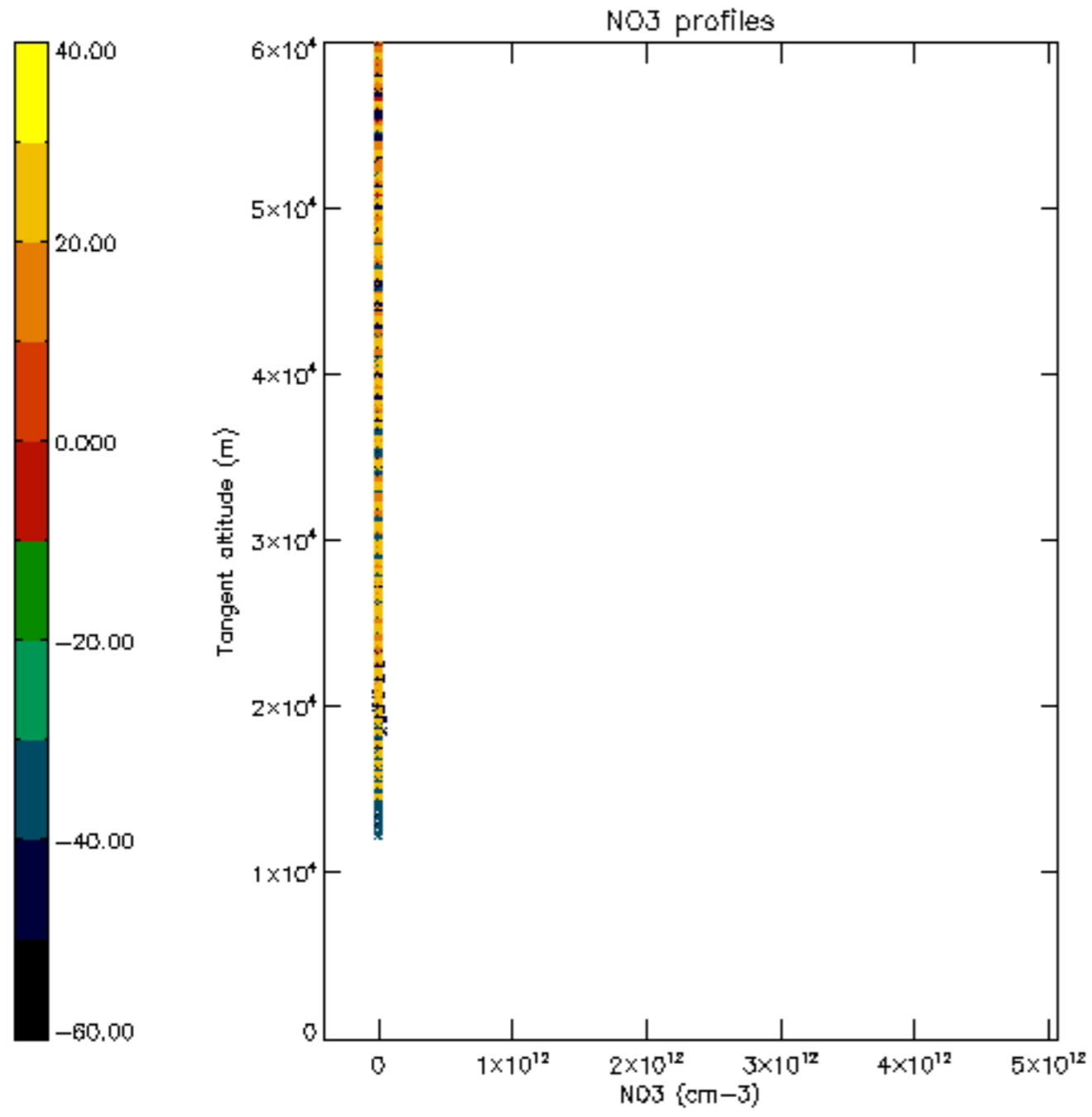


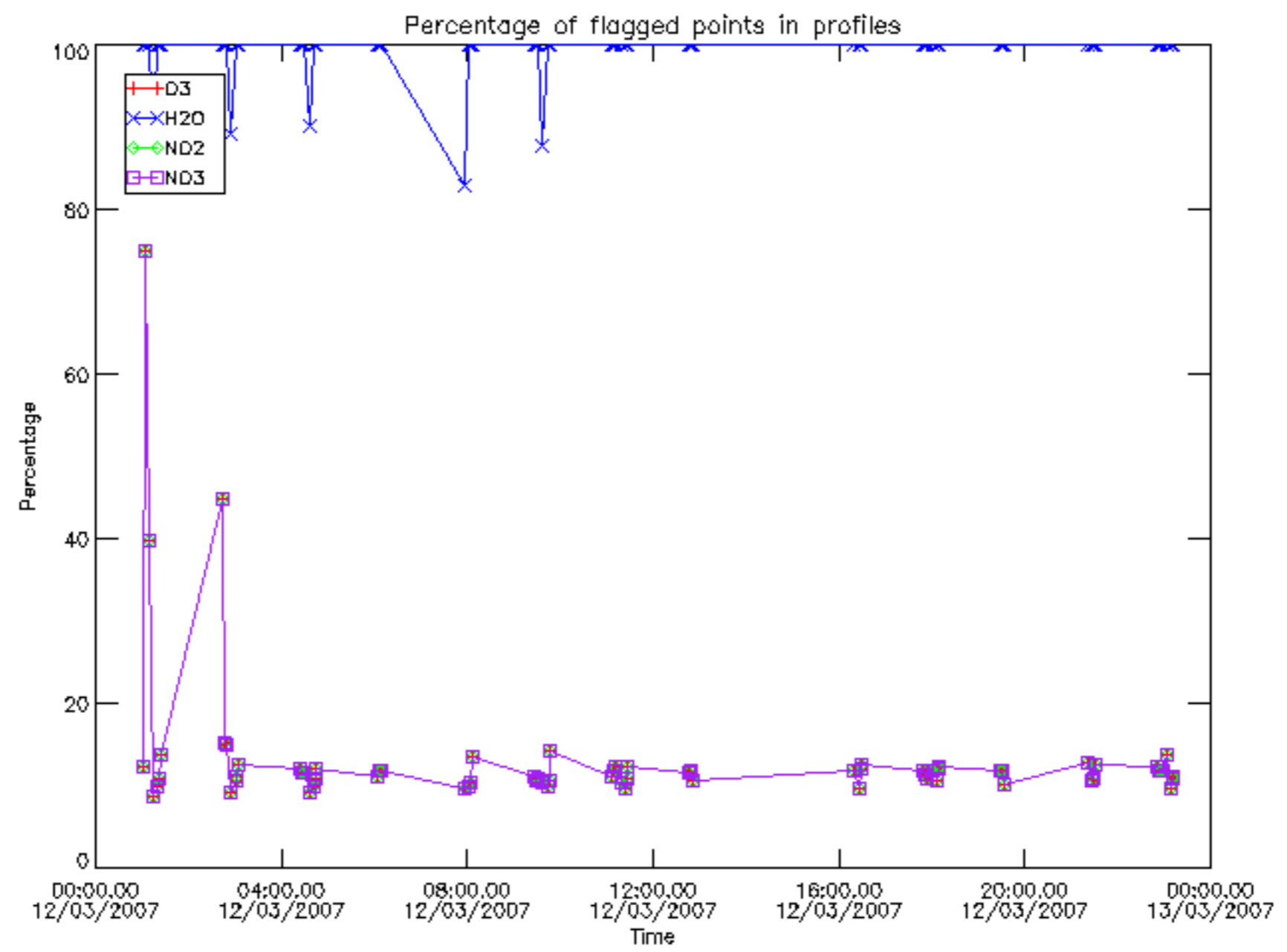




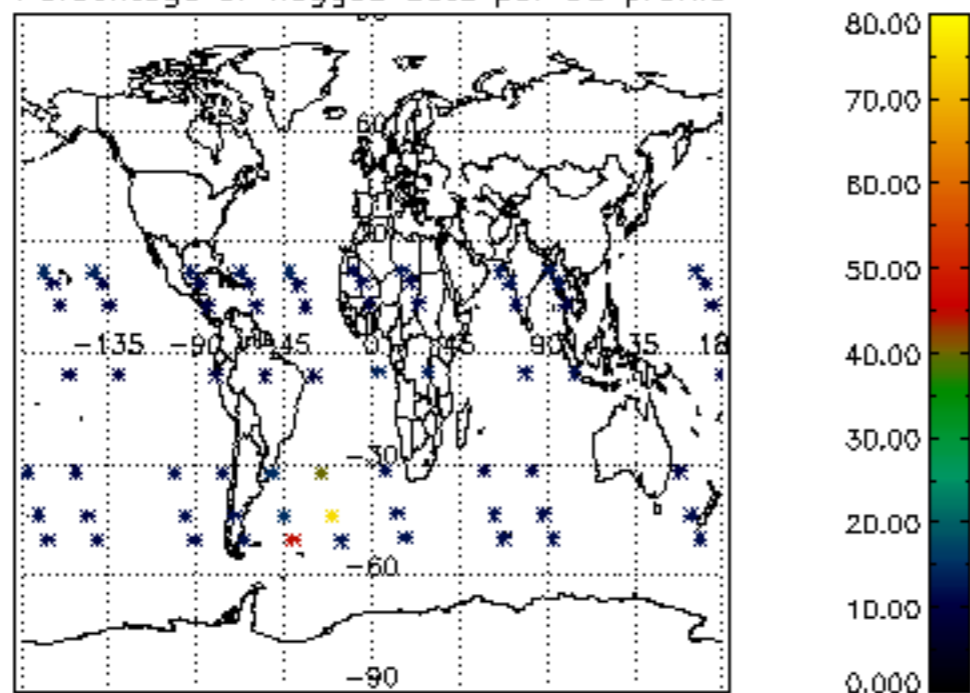




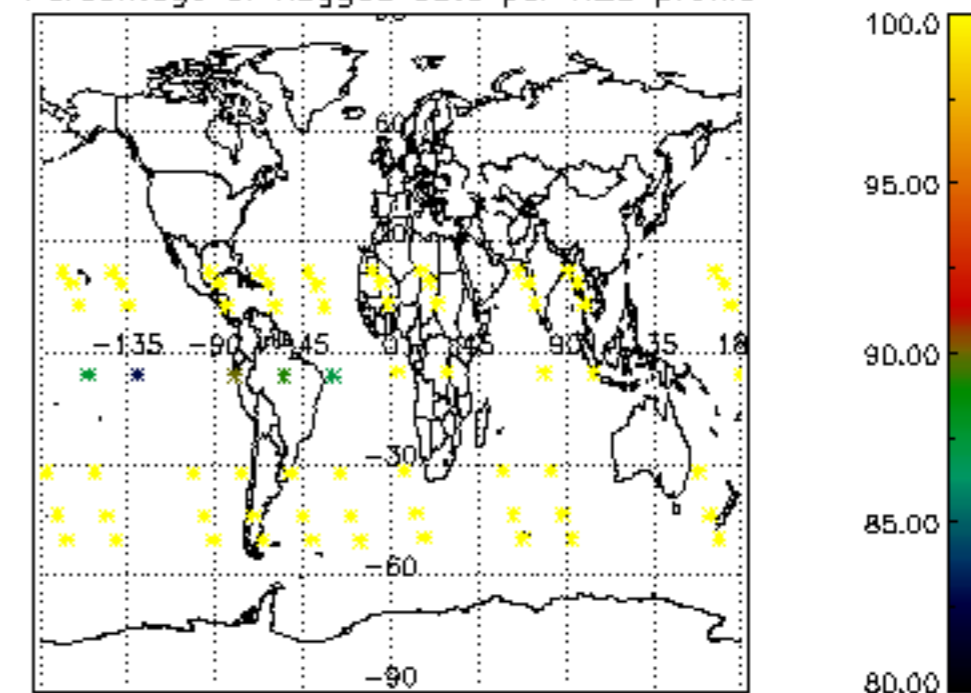




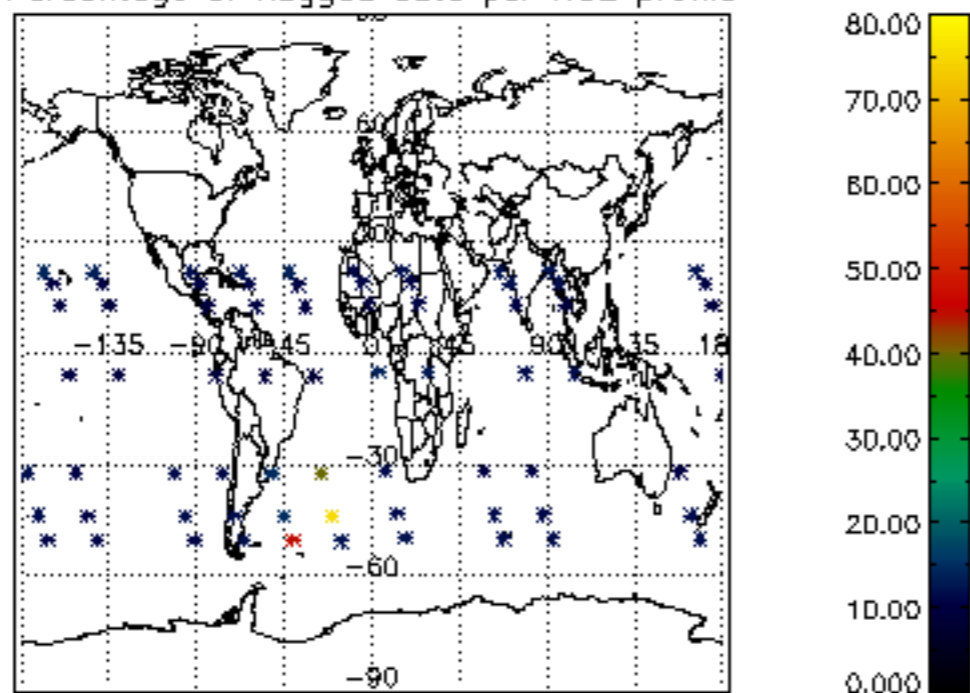
Percentage of flagged data per D3 profile



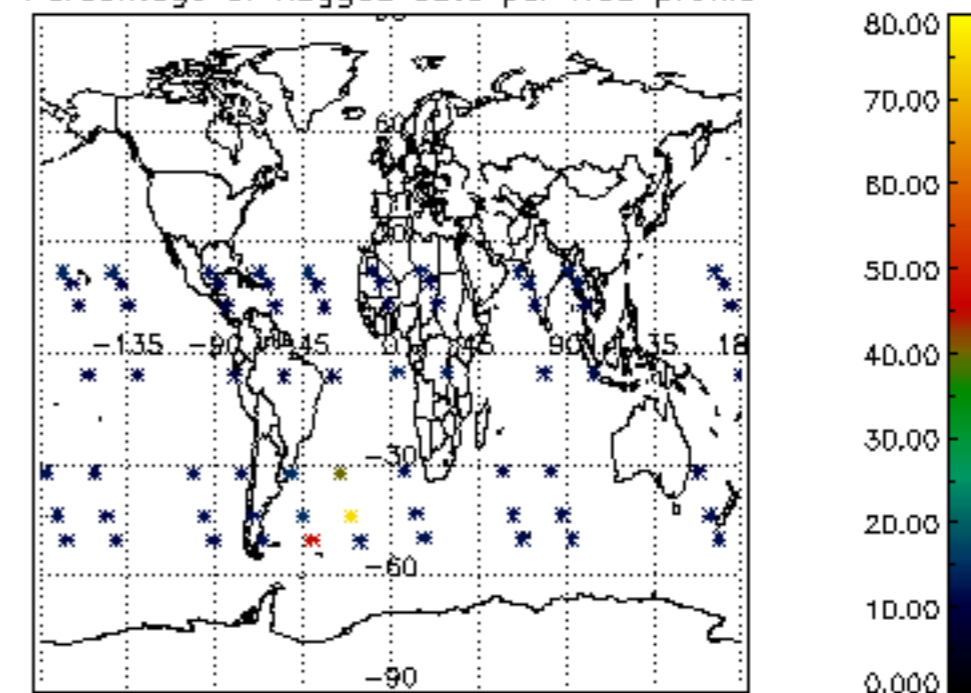
Percentage of flagged data per H2O profile

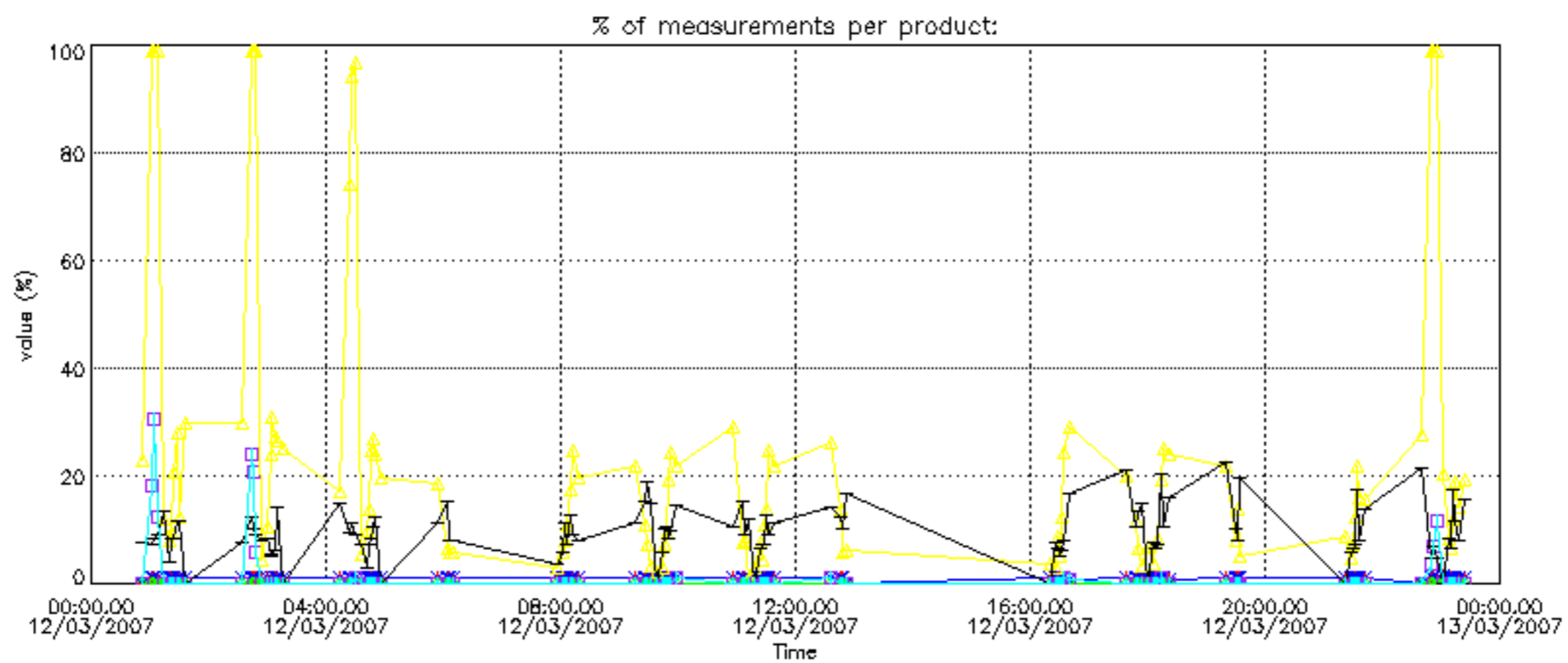


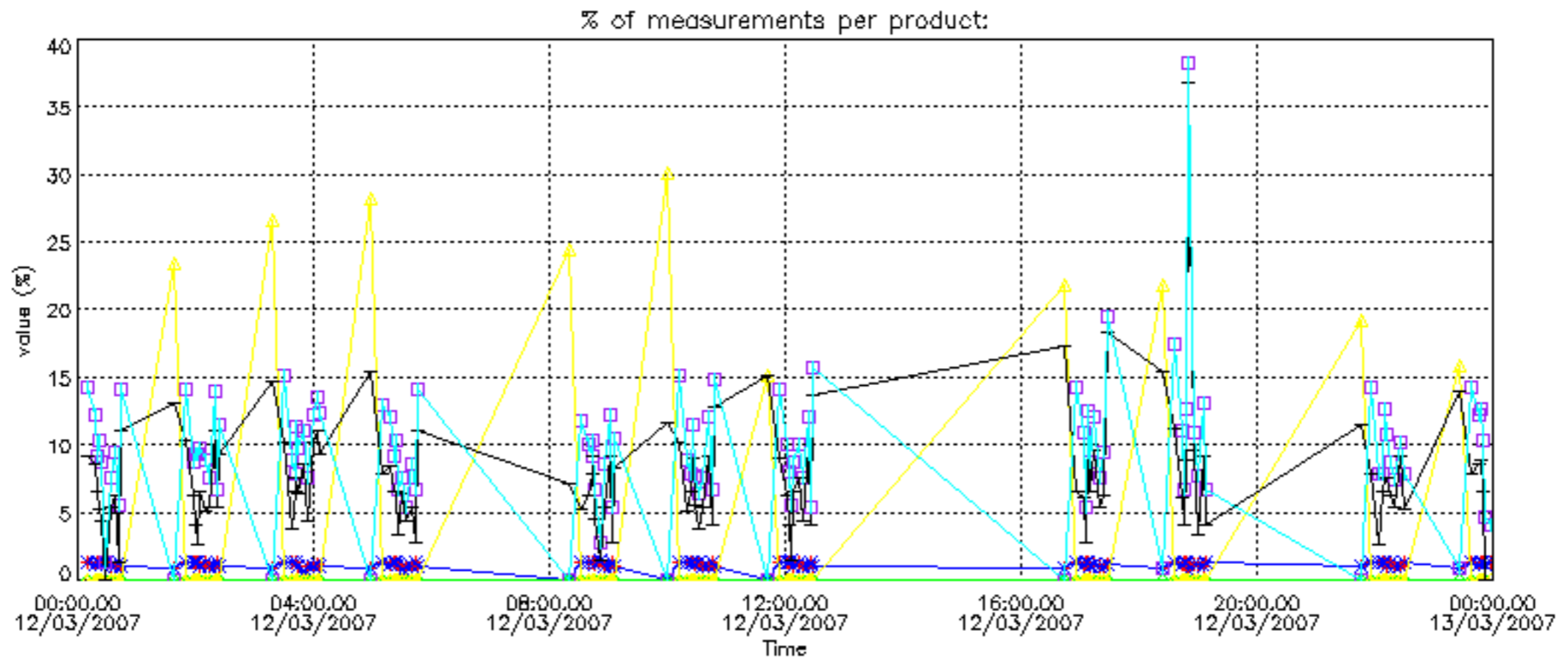
Percentage of flagged data per NO2 profile



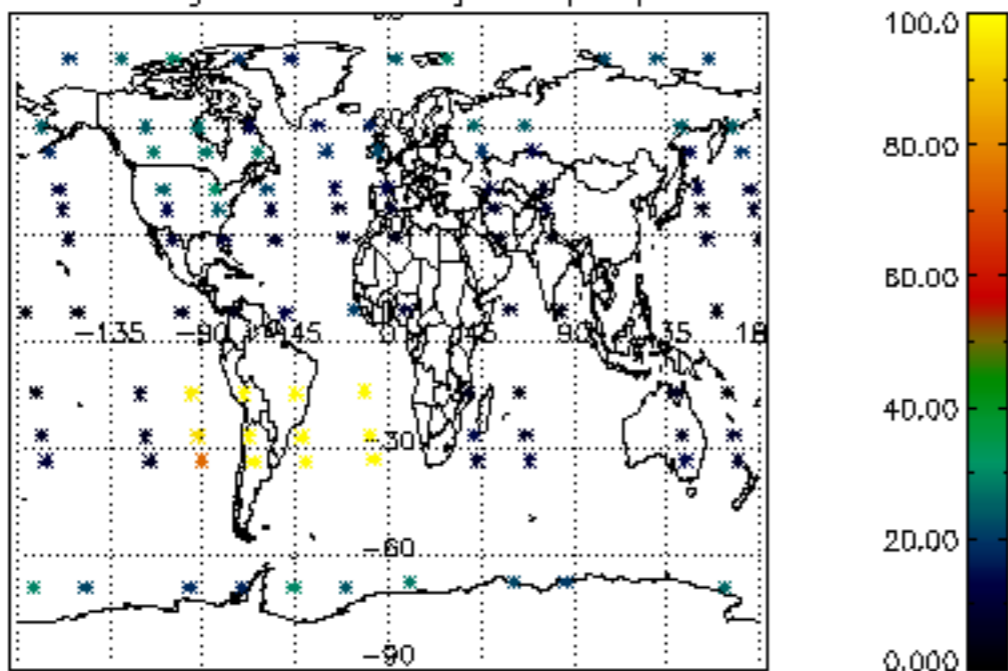
Percentage of flagged data per NO3 profile



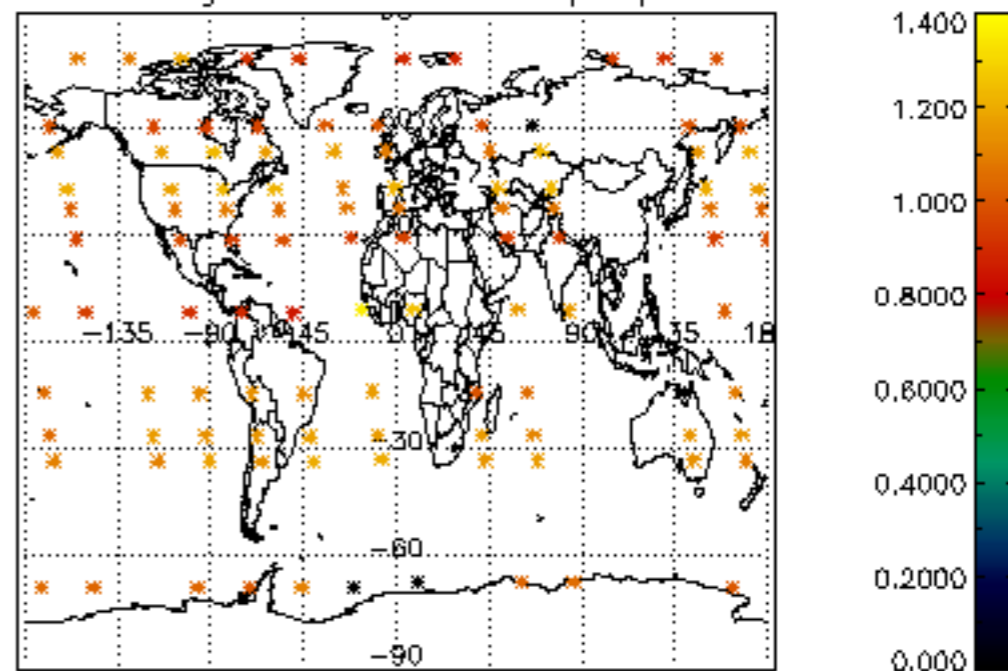




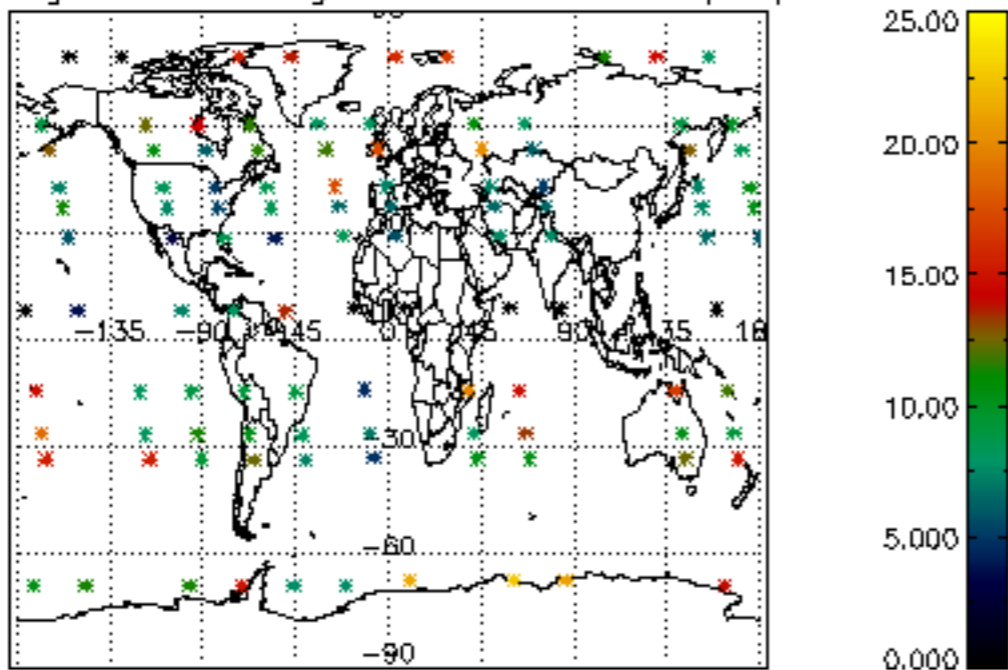
Percentage of cosmic ray hits per profile



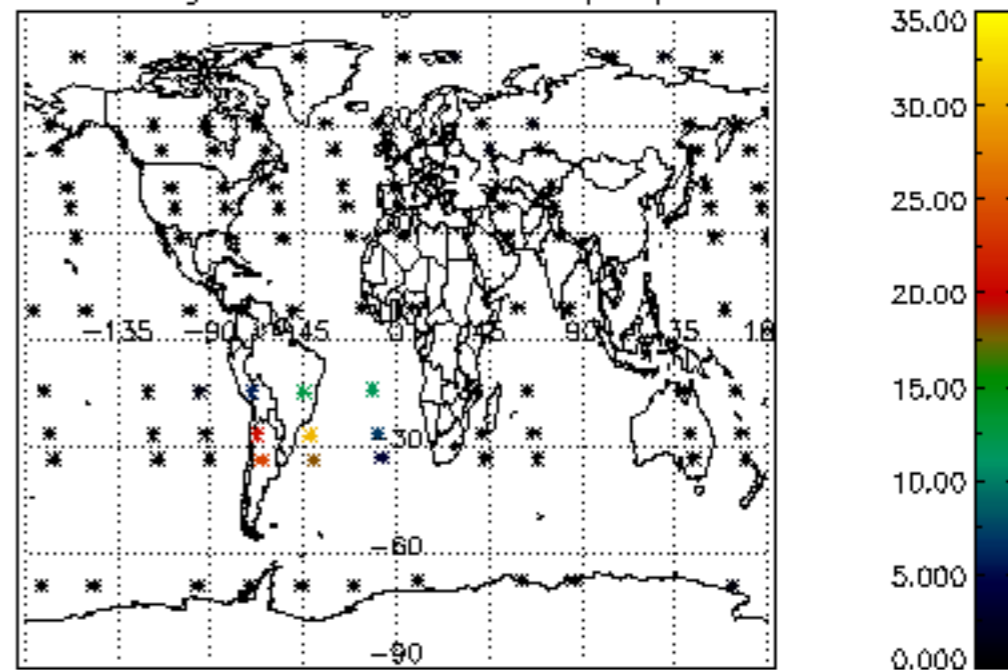
Percentage of datation errors per profile



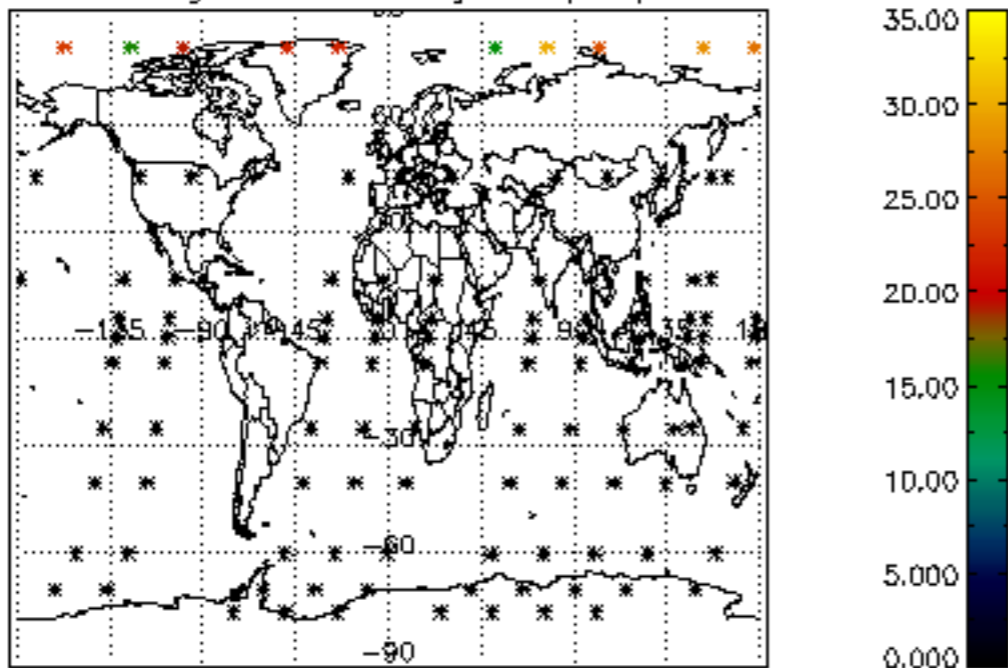
Percentage of star falling outside central band per profile



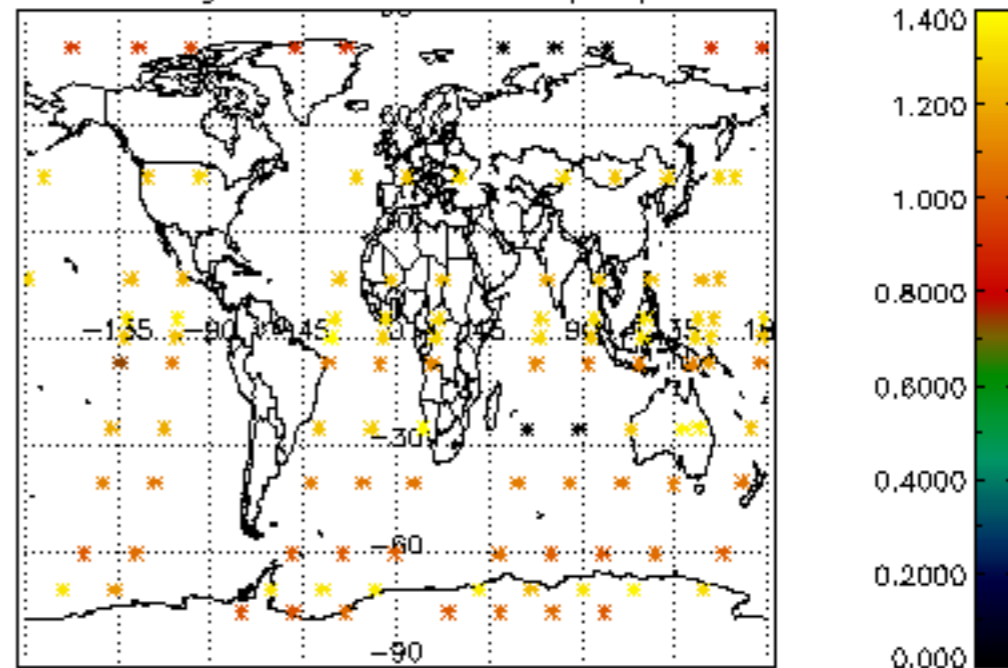
Percentage of saturation errors per profile



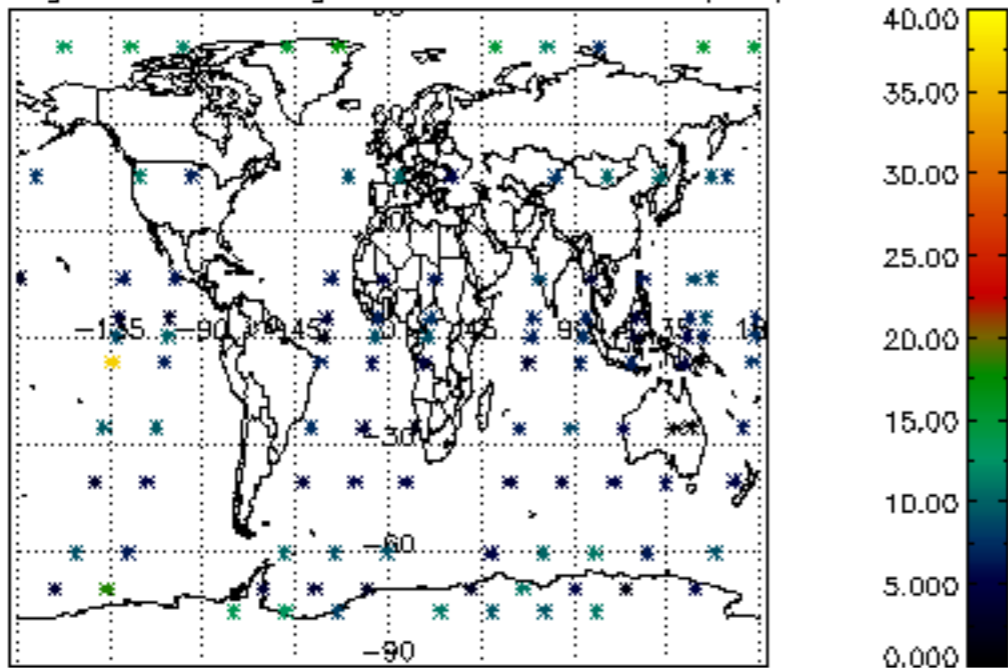
Percentage of cosmic ray hits per profile



Percentage of datation errors per profile



Percentage of star falling outside central band per profile



Percentage of saturation errors per profile

