

# GOMOS Level 2 Daily Report

## SUMMARY

### [1. General Info](#)

### [2. Summary of processed GOM\\_NL\\_2P products](#)

### [3. Level 2 Quality information per product](#)

#### [3.1 Plot of level 2 quality information per product \(time dependant\)](#)

#### [3.2 Plot of level 2 quality information per product \(world map\)](#)

### [4. Level 1 Quality information per product \(stored on level 2 products\)](#)

#### [4.1 Plot of level 1 quality information per product \(time dependant\)](#)

##### [4.1.1 Plot of level 1 quality information per product \(time dependant\): ASCENDING](#)

##### [4.1.2 Plot of level 1 quality information per product \(time dependant\): DESCENDING](#)

#### [4.2 Plot of level 1 quality information per product \(world map\)](#)

##### [4.2.1 Plot of level 1 quality information per product \(world map\): ASCENDING](#)

##### [4.2.2 Plot of level 1 quality information per product \(world map\): DESCENDING](#)

### [5. Ozone profiles based on quality statistics and other trace gas profiles](#)

#### [5.1 Ozone statistics based on quality of products](#)

#### [5.2 Plot ozone profiles for all STD \(dark without errors\)](#)

#### [5.3 Plot ozone profiles where STD < 20% \(dark without errors\)](#)

#### [5.4. Plot ozone profiles where STD < 10% \(dark without errors\)](#)

#### [5.5. Plot ozone profiles where STD < 5% \(dark without errors\)](#)

#### [5.6 Plot NO2 profiles for all STD \(dark without errors\)](#)

#### [5.7 Plot NO3 profiles for all STD \(dark without errors\)](#)

#### [5.8 Plot H2O profiles \(only for occultations of stars 1,2,3,4,13,14,16,26,63 dark without errors\) for all STD](#)

### [6. Auxiliary Data Files used for the production reported in section 2](#)

This report presents the daily analysis on parameters extracted from GOMOS level 2 data (GOM\_NL\_\_2P). It is intended to monitor some important parameters that will impact the quality of these products. A list of level 2 products (and content) that have arrived during the reporting day to the PCF is also given.

Item	Value
Time of report generation	22APR2013 17:10:53
Data source version	GOMOS/6.01
Start time of products	11-03-2007 (11MAR2007 00:00:00)
Stop time of products	12-03-2007 (12MAR2007 00:00:00)
Store outputs in DB	Yes
Nb of level 2 prods	257
Nb of prods with errors	0

## 2. Summary of processed GOM\_NL\_\_2P products.

Nr	Filename	UTC Start time	Limb	Duration	Star Id	Star Name	Star Mag	Star Temp	Nb Meas	Orbit	Prod. error
1	GOM_NL__2PRFIN20070311_001048_000000542056_00174_26280_9455.N1	11-MAR-2007 00:10:48	Dark	53.500	131	Gam Lup	2.8000	26000.	107	26280	No
2	GOM_NL__2PRFIN20070311_001317_000000462056_00174_26280_9456.N1	11-MAR-2007 00:13:17	Dark	45.500	78	Alp Lup	2.3040	28000.	91	26280	No
3	GOM_NL__2PRFIN20070311_001458_000000422056_00174_26280_9457.N1	11-MAR-2007 00:14:58	Dark	41.500	77	Eps Cen	2.3030	28000.	83	26280	No
4	GOM_NL__2PRFIN20070311_001759_000000432056_00174_26280_9458.N1	11-MAR-2007 00:17:59	Straylight	42.500	64	Gam Cen	2.2000	10600.	85	26280	No
5	GOM_NL__2PRFIN20070311_001958_000000502056_00174_26280_9459.N1	11-MAR-2007 00:19:58	Straylight	49.500	123	lot Cen	2.7500	10200.	99	26280	No
6	GOM_NL__2PRFIN20070311_002656_000000522056_00174_26280_9460.N1	11-MAR-2007 00:26:56	Straylight	51.500	171	2Eps Crv	3.0010	4250.0	103	26280	No
7	GOM_NL__2PRFIN20070311_004041_000000412056_00174_26280_9461.N1	11-MAR-2007 00:40:41	Bright	40.500	51	41Gam1Leo	2.0100	4500.0	81	26280	No
8	GOM_NL__2PRFIN20070311_004852_000000392056_00174_26280_9462.N1	11-MAR-2007 00:48:52	Bright	39.000	174	52Psi UMa	3.0040	4400.0	78	26280	No
9	GOM_NL__2PRFIN20070311_005156_000000392056_00174_26280_9463.N1	11-MAR-2007 00:51:56	Bright	38.500	82	48Bet UMa	2.3650	10600.	77	26280	No
10	GOM_NL__2PRFIN20070311_005322_000000392056_00174_26280_9464.N1	11-MAR-2007 00:53:22	Bright	39.000	36	50Alp UMa	1.8000	6300.0	78	26280	No
11	GOM_NL__2PRFIN20070311_005534_000000482056_00174_26280_9465.N1	11-MAR-2007 00:55:34	Bright	47.500	32	77Eps UMa	1.7630	11000.	95	26280	No
12	GOM_NL__2PRFIN20070311_010033_000000372056_00174_26280_9466.N1	11-MAR-2007 01:00:33	Bright	36.500	60	7Bet UMi	2.0810	3950.0	73	26280	No
13	GOM_NL__2PRFIN20070311_010455_000000422056_00174_26280_9467.N1	11-MAR-2007 01:04:55	Bright	41.500	119	14Eta Dra	2.7270	4700.0	83	26280	No
14	GOM_NL__2PRFIN20070311_011032_000000472056_00174_26280_9468.N1	11-MAR-2007 01:10:32	Bright	47.000	69	33Gam Dra	2.2310	3800.0	94	26280	No
15	GOM_NL__2PRFIN20070311_011327_000000362056_00174_26280_9469.N1	11-MAR-2007 01:13:27	Bright	36.000	144	18Del Cyg	2.8600	11000.	72	26280	No
16	GOM_NL__2PRFIN20070311_011533_000000492056_00174_26280_9470.N1	11-MAR-2007 01:15:33	Bright	48.500	5	3Alp Lyr	0.033000	11000.	97	26280	No
17	GOM_NL__2PRFIN20070311_012359_000000462056_00174_26280_9471.N1	11-MAR-2007 01:23:59	Twilight_stray	45.500	168	17Zet Aql	2.9860	11000.	91	26280	No
18	GOM_NL__2PRFIN20070311_013410_000000442056_00174_26280_9472.N1	11-MAR-2007 01:34:10	Dark	44.000	155	41Pi Sgr	2.9000	6600.0	88	26280	No
19	GOM_NL__2PRFIN20070311_013928_000000432056_00174_26280_9473.N1	11-MAR-2007 01:39:28	Dark	43.000	38	20Eps Sgr	1.8360	11000.	86	26280	No
20	GOM_NL__2PRFIN20070311_015125_000000542056_00175_26281_9466.N1	11-MAR-2007 01:51:25	Dark	54.000	131	Gam Lup	2.8000	26000.	108	26281	No
21	GOM_NL__2PRFIN20070311_015353_000000472056_00175_26281_9467.N1	11-MAR-2007 01:53:53	Dark	47.000	78	Alp Lup	2.3040	28000.	94	26281	No
22	GOM_NL__2PRFIN20070311_015535_000000432056_00175_26281_9468.N1	11-MAR-2007 01:55:35	Dark	43.000	77	Eps Cen	2.3030	28000.	86	26281	No
23	GOM_NL__2PRFIN20070311_015835_000000432056_00175_26281_9469.N1	11-MAR-2007 01:58:35	Straylight	42.500	64	Gam Cen	2.2000	10600.	85	26281	No
24	GOM_NL__2PRFIN20070311_020035_000000552056_00175_26281_9470.N1	11-MAR-2007 02:00:35	Straylight	54.500	123	lot Cen	2.7500	10200.	109	26281	No
25	GOM_NL__2PRFIN20070311_020732_000000522056_00175_26281_9471.N1	11-MAR-2007 02:07:32	Straylight	52.000	171	2Eps Crv	3.0010	4250.0	104	26281	No
26	GOM_NL__2PRFIN20070311_022117_000000392056_00175_26281_9472.N1	11-MAR-2007 02:21:17	Bright	39.000	51	41Gam1Leo	2.0100	4500.0	78	26281	No
27	GOM_NL__2PRFIN20070311_022927_000000402056_00175_26281_9473.N1	11-MAR-2007 02:29:27	Bright	40.000	174	52Psi UMa	3.0040	4400.0	80	26281	No
28	GOM_NL__2PRFIN20070311_023231_000000382056_00175_26281_9474.N1	11-MAR-2007 02:32:31	Bright	38.000	82	48Bet UMa	2.3650	10600.	76	26281	No
29	GOM_NL__2PRFIN20070311_023358_000000392056_00175_26281_9475.N1	11-MAR-2007 02:33:58	Bright	38.500	36	50Alp UMa	1.8000	6300.0	77	26281	No
30	GOM_NL__2PRFIN20070311_023609_000000472056_00175_26281_9476.N1	11-MAR-2007 02:36:09	Bright	47.000	32	77Eps UMa	1.7630	11000.	94	26281	No
31	GOM_NL__2PRFIN20070311_024109_000000402056_00175_26281_9477.N1	11-MAR-2007 02:41:09	Bright	39.500	60	7Bet UMi	2.0810	3950.0	79	26281	No
32	GOM_NL__2PRFIN20070311_024531_000000482056_00175_26281_9478.N1	11-MAR-2007 02:45:31	Bright	47.500	119	14Eta Dra	2.7270	4700.0	95	26281	No
33	GOM_NL__2PRFIN20070311_025107_000000492056_00175_26281_9479.N1	11-MAR-2007 02:51:07	Bright	48.500	69	33Gam Dra	2.2310	3800.0	97	26281	No
34	GOM_NL__2PRFIN20070311_025403_000000372056_00175_26281_9480.N1	11-MAR-2007 02:54:03	Bright	37.000	144	18Del Cyg	2.8600	11000.	74	26281	No
35	GOM_NL__2PRFIN20070311_025609_000000512056_00175_26281_9481.N1	11-MAR-2007 02:56:09	Bright	50.500	5	3Alp Lyr	0.033000	11000.	101	26281	No
36	GOM_NL__2PRFIN20070311_030436_000000482056_00175_26281_9482.N1	11-MAR-2007 03:04:36	Twilight_stray	47.500	168	17Zet Aql	2.9860	11000.	95	26281	No
37	GOM_NL__2PRFIN20070311_031447_000000442056_00175_26281_9483.N1	11-MAR-2007 03:14:47	Dark	43.500	155	41Pi Sgr	2.9000	6600.0	87	26281	No
38	GOM_NL__2PRFIN20070311_031644_000000462056_00175_26281_9484.N1	11-MAR-2007 03:16:44	Dark	46.000	57	34Sig Sgr	2.0660	26000.	92	26281	No
39	GOM_NL__2PRFIN20070311_032005_000000442056_00175_26281_9485.N1	11-MAR-2007 03:20:05	Dark	43.500	38	20Eps Sgr	1.8360	11000.	87	26281	No
40	GOM_NL__2PRFIN20070311_032617_000000612056_00176_26282_9489.N1	11-MAR-2007 03:26:17	Dark	60.500	75	26Eps Sco	2.2910	4250.0	121	26282	No
41	GOM_NL__2PRFIN20070311_033203_000000532056_00176_26282_9490.N1	11-MAR-2007 03:32:03	Dark	52.500	131	Gam Lup	2.8000	26000.	105	26282	No
42	GOM_NL__2PRFIN20070311_033430_000000482056_00176_26282_9491.N1	11-MAR-2007 03:34:30	Dark	48.000	78	Alp Lup	2.3040	28000.	96	26282	No

43	GOM_NL__2PRFIN20070311_033611_000000422056_00176_26282_9492.N1	11-MAR-2007 03:36:11	Dark	42.000	77	Eps Cen	2.3030	28000.	84	26282	No
44	GOM_NL__2PRFIN20070311_033912_000000432056_00176_26282_9493.N1	11-MAR-2007 03:39:12	Straylight	43.000	64	Gam Cen	2.2000	10600.	86	26282	No
45	GOM_NL__2PRFIN20070311_034111_000000522056_00176_26282_9494.N1	11-MAR-2007 03:41:11	Straylight	51.500	123	lot Cen	2.7500	10200.	103	26282	No
46	GOM_NL__2PRFIN20070311_034809_000000542056_00176_26282_9495.N1	11-MAR-2007 03:48:09	Straylight	54.000	171	2Eps Crv	3.0010	4250.0	108	26282	No
47	GOM_NL__2PRFIN20070311_040153_000000402056_00176_26282_9496.N1	11-MAR-2007 04:01:53	Bright	40.000	51	41Gam1Leo	2.0100	4500.0	80	26282	No
48	GOM_NL__2PRFIN20070311_041003_000000412056_00176_26282_9497.N1	11-MAR-2007 04:10:03	Bright	40.500	174	52Psi UMa	3.0040	4400.0	81	26282	No
49	GOM_NL__2PRFIN20070311_041307_000000392056_00176_26282_9498.N1	11-MAR-2007 04:13:07	Bright	38.500	82	48Bet UMa	2.3650	10600.	77	26282	No
50	GOM_NL__2PRFIN20070311_041434_000000402056_00176_26282_9499.N1	11-MAR-2007 04:14:34	Bright	39.500	36	50Alp UMa	1.8000	6300.0	79	26282	No
51	GOM_NL__2PRFIN20070311_041644_000000472056_00176_26282_9500.N1	11-MAR-2007 04:16:44	Bright	47.000	32	77Eps UMa	1.7630	11000.	94	26282	No
52	GOM_NL__2PRFIN20070311_042145_000000492056_00176_26282_9501.N1	11-MAR-2007 04:21:45	Bright	48.500	60	7Bet UMi	2.0810	3950.0	97	26282	No
53	GOM_NL__2PRFIN20070311_042606_000000452056_00176_26282_9502.N1	11-MAR-2007 04:26:06	Bright	45.000	119	14Eta Dra	2.7270	4700.0	90	26282	No
54	GOM_NL__2PRFIN20070311_043439_000000382056_00176_26282_9503.N1	11-MAR-2007 04:34:39	Bright	37.500	144	18Del Cyg	2.8600	11000.	75	26282	No
55	GOM_NL__2PRFIN20070311_043645_000000482056_00176_26282_9504.N1	11-MAR-2007 04:36:45	Bright	47.500	5	3Alp Lyr	0.033000	11000.	95	26282	No
56	GOM_NL__2PRFIN20070311_044512_000000492056_00176_26282_9505.N1	11-MAR-2007 04:45:12	Tw_i_and_stray	48.500	168	17Zet Aql	2.9860	11000.	97	26282	No
57	GOM_NL__2PRFIN20070311_045523_000000442056_00176_26282_9506.N1	11-MAR-2007 04:55:23	Dark	43.500	155	41Pi Sgr	2.9000	6600.0	87	26282	No
58	GOM_NL__2PRFIN20070311_045721_000000452056_00176_26282_9507.N1	11-MAR-2007 04:57:21	Dark	44.500	57	34Sig Sgr	2.0660	26000.	89	26282	No
59	GOM_NL__2PRFIN20070311_050041_000000462056_00176_26282_9508.N1	11-MAR-2007 05:00:41	Dark	45.500	38	20Eps Sgr	1.8360	11000.	91	26282	No
60	GOM_NL__2PRFIN20070311_064732_000000612056_00178_26284_9509.N1	11-MAR-2007 06:47:32	Dark	61.000	75	26Eps Sco	2.2910	4250.0	122	26284	No
61	GOM_NL__2PRFIN20070311_065317_000000532056_00178_26284_9510.N1	11-MAR-2007 06:53:17	Dark	52.500	131	Gam Lup	2.8000	26000.	105	26284	No
62	GOM_NL__2PRFIN20070311_065544_000000532056_00178_26284_9511.N1	11-MAR-2007 06:55:44	Dark	52.500	78	Alp Lup	2.3040	28000.	105	26284	No
63	GOM_NL__2PRFIN20070311_065724_000000432056_00178_26284_9512.N1	11-MAR-2007 06:57:24	Dark	43.000	77	Eps Cen	2.3030	28000.	86	26284	No
64	GOM_NL__2PRFIN20070311_070025_000000412056_00178_26284_9513.N1	11-MAR-2007 07:00:25	Straylight	40.500	64	Gam Cen	2.2000	10600.	81	26284	No
65	GOM_NL__2PRFIN20070311_070225_000000502056_00178_26284_9514.N1	11-MAR-2007 07:02:25	Straylight	50.000	123	lot Cen	2.7500	10200.	100	26284	No
66	GOM_NL__2PRFIN20070311_070921_000000542056_00178_26284_9515.N1	11-MAR-2007 07:09:21	Straylight	54.000	171	2Eps Crv	3.0010	4250.0	108	26284	No
67	GOM_NL__2PRFIN20070311_071110_000000272056_00178_26284_9516.N1	11-MAR-2007 07:11:10	Straylight	26.500	100	4Gam Crv	2.5800	13100.	53	26284	No
68	GOM_NL__2PRFIN20070311_072305_000000392056_00178_26284_9517.N1	11-MAR-2007 07:23:05	Bright	38.500	51	41Gam1Leo	2.0100	4500.0	77	26284	No
69	GOM_NL__2PRFIN20070311_073114_000000402056_00178_26284_9518.N1	11-MAR-2007 07:31:14	Bright	40.000	174	52Psi UMa	3.0040	4400.0	80	26284	No
70	GOM_NL__2PRFIN20070311_073418_000000392056_00178_26284_9519.N1	11-MAR-2007 07:34:18	Bright	38.500	82	48Bet UMa	2.3650	10600.	77	26284	No
71	GOM_NL__2PRFIN20070311_073545_000000392056_00178_26284_9520.N1	11-MAR-2007 07:35:45	Bright	38.500	36	50Alp UMa	1.8000	6300.0	77	26284	No
72	GOM_NL__2PRFIN20070311_073755_000000462056_00178_26284_9521.N1	11-MAR-2007 07:37:55	Bright	46.000	32	77Eps UMa	1.7630	11000.	92	26284	No
73	GOM_NL__2PRFIN20070311_074256_000000382056_00178_26284_9522.N1	11-MAR-2007 07:42:56	Bright	38.000	60	7Bet UMi	2.0810	3950.0	76	26284	No
74	GOM_NL__2PRFIN20070311_074717_000000482056_00178_26284_9523.N1	11-MAR-2007 07:47:17	Bright	48.000	119	14Eta Dra	2.7270	4700.0	96	26284	No
75	GOM_NL__2PRFIN20070311_075551_000000562056_00178_26284_9524.N1	11-MAR-2007 07:55:51	Bright	56.000	144	18Del Cyg	2.8600	11000.	112	26284	No
76	GOM_NL__2PRFIN20070311_075757_000000502056_00178_26284_9525.N1	11-MAR-2007 07:57:57	Bright	49.500	5	3Alp Lyr	0.033000	11000.	99	26284	No
77	GOM_NL__2PRFIN20070311_080625_000000452056_00178_26284_9526.N1	11-MAR-2007 08:06:25	Tw_i_and_stray	45.000	168	17Zet Aql	2.9860	11000.	90	26284	No
78	GOM_NL__2PRFIN20070311_081637_000000462056_00178_26284_9527.N1	11-MAR-2007 08:16:37	Dark	45.500	155	41Pi Sgr	2.9000	6600.0	91	26284	No
79	GOM_NL__2PRFIN20070311_081834_000000452056_00178_26284_9528.N1	11-MAR-2007 08:18:34	Dark	44.500	57	34Sig Sgr	2.0660	26000.	89	26284	No
80	GOM_NL__2PRFIN20070311_082155_000000452056_00178_26284_9529.N1	11-MAR-2007 08:21:55	Dark	45.000	38	20Eps Sgr	1.8360	11000.	90	26284	No
81	GOM_NL__2PRFIN20070311_082809_000000592056_00179_26285_9524.N1	11-MAR-2007 08:28:09	Dark	58.500	75	26Eps Sco	2.2910	4250.0	117	26285	No
82	GOM_NL__2PRFIN20070311_083354_000000522056_00179_26285_9525.N1	11-MAR-2007 08:33:54	Dark	51.500	131	Gam Lup	2.8000	26000.	103	26285	No
83	GOM_NL__2PRFIN20070311_083621_000000472056_00179_26285_9526.N1	11-MAR-2007 08:36:21	Dark	46.500	78	Alp Lup	2.3040	28000.	93	26285	No
84	GOM_NL__2PRFIN20070311_083801_000000422056_00179_26285_9527.N1	11-MAR-2007 08:38:01	Dark	42.000	77	Eps Cen	2.3030	28000.	84	26285	No
85	GOM_NL__2PRFIN20070311_084101_000000422056_00179_26285_9528.N1	11-MAR-2007 08:41:01	Straylight	41.500	64	Gam Cen	2.2000	10600.	83	26285	No
86	GOM_NL__2PRFIN20070311_084301_000000512056_00179_26285_9529.N1	11-MAR-2007 08:43:01	Straylight	50.500	123	lot Cen	2.7500	10200.	101	26285	No
87	GOM_NL__2PRFIN20070311_084957_000000522056_00179_26285_9530.N1	11-MAR-2007 08:49:57	Straylight	52.000	171	2Eps Crv	3.0010	4250.0	104	26285	No
88	GOM_NL__2PRFIN20070311_085146_000000272056_00179_26285_9531.N1	11-MAR-2007 08:51:46	Straylight	26.500	100	4Gam Crv	2.5800	13100.	53	26285	No
89	GOM_NL__2PRFIN20070311_090341_000000402056_00179_26285_9532.N1	11-MAR-2007 09:03:41	Bright	39.500	51	41Gam1Leo	2.0100	4500.0	79	26285	No
90	GOM_NL__2PRFIN20070311_091149_000000412056_00179_26285_9533.N1	11-MAR-2007 09:11:49	Bright	41.000	174	52Psi UMa	3.0040	4400.0	82	26285	No
91	GOM_NL__2PRFIN20070311_091454_000000392056_00179_26285_9534.N1	11-MAR-2007 09:14:54	Bright	38.500	82	48Bet UMa	2.3650	10600.	77	26285	No
92	GOM_NL__2PRFIN20070311_091621_000000402056_00179_26285_9535.N1	11-MAR-2007 09:16:21	Bright	40.000	36	50Alp UMa	1.8000	6300.0	80	26285	No
93	GOM_NL__2PRFIN20070311_091830_000000462056_00179_26285_9536.N1	11-MAR-2007 09:18:30	Bright	45.500	32	77Eps UMa	1.7630	11000.	91	26285	No
94	GOM_NL__2PRFIN20070311_092332_000000412056_00179_26285_9537.N1	11-MAR-2007 09:23:32	Bright	40.500	60	7Bet UMi	2.0810	3950.0	81	26285	No
95	GOM_NL__2PRFIN20070311_092752_000000452056_00179_26285_9538.N1	11-MAR-2007 09:27:52	Bright	45.000	119	14Eta Dra	2.7270	4700.0	90	26285	No
96	GOM_NL__2PRFIN20070311_093627_000000562056_00179_26285_9539.N1	11-MAR-2007 09:36:27	Bright	56.000	144	18Del Cyg	2.8600	11000.	112	26285	No
97	GOM_NL__2PRFIN20070311_093833_000000512056_00179_26285_9540.N1	11-MAR-2007 09:38:33	Bright	50.500	5	3Alp Lyr	0.033000	11000.	101	26285	No
98	GOM_NL__2PRFIN20070311_094701_000000502056_00179_26285_9541.N1	11-MAR-2007 09:47:01	Tw_i_and_stray	49.500	168	17Zet Aql	2.9860	11000.	99	26285	No
99	GOM_NL__2PRFIN20070311_095713_000000452056_00179_26285_9542.N1	11-MAR-2007 09:57:13	Dark	44.500	155	41Pi Sgr	2.9000	6600.0	89	26285	No
100	GOM_NL__2PRFIN20070311_095911_000000452056_00179_26285_9543.N1	11-MAR-2007 09:59:11	Dark	45.000	57	34Sig Sgr	2.0660	26000.	90	26285	No
101	GOM_NL__2PRFIN20070311_100232_000000492056_00179_26285_9544.N1	11-MAR-2007 10:02:32	Dark	49.000	38	20Eps Sgr	1.8360	11000.	98	26285	No

102	GOM_NL__2PRFIN20070311_100846_000000682056_00180_26286_9535.N1	11-MAR-2007 10:08:46	Dark	67.500	75	26Eps Sco	2.2910	4250.0	135	26286	No
103	GOM_NL__2PRFIN20070311_101431_000000522056_00180_26286_9536.N1	11-MAR-2007 10:14:31	Dark	52.000	131	Gam Lup	2.8000	26000.	104	26286	No
104	GOM_NL__2PRFIN20070311_101657_000000492056_00180_26286_9537.N1	11-MAR-2007 10:16:57	Dark	49.000	78	Alp Lup	2.3040	28000.	98	26286	No
105	GOM_NL__2PRFIN20070311_101837_000000422056_00180_26286_9538.N1	11-MAR-2007 10:18:37	Dark	41.500	77	Eps Cen	2.3030	28000.	83	26286	No
106	GOM_NL__2PRFIN20070311_102138_000000432056_00180_26286_9539.N1	11-MAR-2007 10:21:38	Straylight	42.500	64	Gam Cen	2.2000	10600.	85	26286	No
107	GOM_NL__2PRFIN20070311_102338_000000522056_00180_26286_9540.N1	11-MAR-2007 10:23:38	Straylight	51.500	123	lot Cen	2.7500	10200.	103	26286	No
108	GOM_NL__2PRFIN20070311_103033_000000532056_00180_26286_9541.N1	11-MAR-2007 10:30:33	Straylight	52.500	171	2Eps Crv	3.0010	4250.0	105	26286	No
109	GOM_NL__2PRFIN20070311_103223_000000332056_00180_26286_9542.N1	11-MAR-2007 10:32:23	Straylight	32.500	100	4Gam Crv	2.5800	13100.	65	26286	No
110	GOM_NL__2PRFIN20070311_104416_000000402056_00180_26286_9543.N1	11-MAR-2007 10:44:16	Bright	40.000	51	41Gam1Leo	2.0100	4500.0	80	26286	No
111	GOM_NL__2PRFIN20070311_105225_000000402056_00180_26286_9544.N1	11-MAR-2007 10:52:25	Bright	40.000	174	52Psi UMa	3.0040	4400.0	80	26286	No
112	GOM_NL__2PRFIN20070311_105529_000000382056_00180_26286_9545.N1	11-MAR-2007 10:55:29	Bright	38.000	82	48Bet UMa	2.3650	10600.	76	26286	No
113	GOM_NL__2PRFIN20070311_105656_000000392056_00180_26286_9546.N1	11-MAR-2007 10:56:56	Bright	39.000	36	50Alp UMa	1.8000	6300.0	78	26286	No
114	GOM_NL__2PRFIN20070311_105905_000000482056_00180_26286_9547.N1	11-MAR-2007 10:59:05	Bright	47.500	32	77Eps UMa	1.7630	11000.	95	26286	No
115	GOM_NL__2PRFIN20070311_110407_000000402056_00180_26286_9548.N1	11-MAR-2007 11:04:07	Bright	39.500	60	7Bet UMi	2.0810	3950.0	79	26286	No
116	GOM_NL__2PRFIN20070311_110828_000000472056_00180_26286_9549.N1	11-MAR-2007 11:08:28	Bright	47.000	119	14Eta Dra	2.7270	4700.0	94	26286	No
117	GOM_NL__2PRFIN20070311_111702_000000372056_00180_26286_9550.N1	11-MAR-2007 11:17:02	Bright	37.000	144	18Del Cyg	2.8600	11000.	74	26286	No
118	GOM_NL__2PRFIN20070311_111909_000000502056_00180_26286_9551.N1	11-MAR-2007 11:19:09	Bright	50.000	5	3Alp Lyr	0.033000	11000.	100	26286	No
119	GOM_NL__2PRFIN20070311_112738_000000492056_00180_26286_9552.N1	11-MAR-2007 11:27:38	Tw_i_and_stray	48.500	168	17Zet Aql	2.9860	11000.	97	26286	No
120	GOM_NL__2PRFIN20070311_113750_000000472056_00180_26286_9553.N1	11-MAR-2007 11:37:50	Dark	46.500	155	41Pi Sgr	2.9000	6600.0	93	26286	No
121	GOM_NL__2PRFIN20070311_113947_000000462056_00180_26286_9554.N1	11-MAR-2007 11:39:47	Dark	45.500	57	34Sig Sgr	2.0660	26000.	91	26286	No
122	GOM_NL__2PRFIN20070311_114308_000000452056_00180_26286_9555.N1	11-MAR-2007 11:43:08	Dark	44.500	38	20Eps Sgr	1.8360	11000.	89	26286	No
123	GOM_NL__2PRFIN20070311_114923_000000542056_00181_26287_9555.N1	11-MAR-2007 11:49:23	Dark	53.500	75	26Eps Sco	2.2910	4250.0	107	26287	No
124	GOM_NL__2PRFIN20070311_115508_000000542056_00181_26287_9556.N1	11-MAR-2007 11:55:08	Dark	53.500	131	Gam Lup	2.8000	26000.	107	26287	No
125	GOM_NL__2PRFIN20070311_115734_000000492056_00181_26287_9557.N1	11-MAR-2007 11:57:34	Dark	48.500	78	Alp Lup	2.3040	28000.	97	26287	No
126	GOM_NL__2PRFIN20070311_115914_000000412056_00181_26287_9558.N1	11-MAR-2007 11:59:14	Dark	41.000	77	Eps Cen	2.3030	28000.	82	26287	No
127	GOM_NL__2PRFIN20070311_120214_000000412056_00181_26287_9559.N1	11-MAR-2007 12:02:14	Straylight	41.000	64	Gam Cen	2.2000	10600.	82	26287	No
128	GOM_NL__2PRFIN20070311_120414_000000512056_00181_26287_9560.N1	11-MAR-2007 12:04:14	Straylight	51.000	123	lot Cen	2.7500	10200.	102	26287	No
129	GOM_NL__2PRFIN20070311_121109_000000502056_00181_26287_9561.N1	11-MAR-2007 12:11:09	Straylight	49.500	171	2Eps Crv	3.0010	4250.0	99	26287	No
130	GOM_NL__2PRFIN20070311_121258_000000332056_00181_26287_9562.N1	11-MAR-2007 12:12:58	Straylight	32.500	100	4Gam Crv	2.5800	13100.	65	26287	No
131	GOM_NL__2PRFIN20070311_122452_000000392056_00181_26287_9563.N1	11-MAR-2007 12:24:52	Bright	39.000	51	41Gam1Leo	2.0100	4500.0	78	26287	No
132	GOM_NL__2PRFIN20070311_123300_000000402056_00181_26287_9564.N1	11-MAR-2007 12:33:00	Bright	40.000	174	52Psi UMa	3.0040	4400.0	80	26287	No
133	GOM_NL__2PRFIN20070311_123605_000000392056_00181_26287_9565.N1	11-MAR-2007 12:36:05	Bright	38.500	82	48Bet UMa	2.3650	10600.	77	26287	No
134	GOM_NL__2PRFIN20070311_123732_000000392056_00181_26287_9566.N1	11-MAR-2007 12:37:32	Bright	39.000	36	50Alp UMa	1.8000	6300.0	78	26287	No
135	GOM_NL__2PRFIN20070311_123940_000000482056_00181_26287_9567.N1	11-MAR-2007 12:39:40	Bright	47.500	32	77Eps UMa	1.7630	11000.	95	26287	No
136	GOM_NL__2PRFIN20070311_124442_000000382056_00181_26287_9568.N1	11-MAR-2007 12:44:42	Bright	37.500	60	7Bet UMi	2.0810	3950.0	75	26287	No
137	GOM_NL__2PRFIN20070311_124903_000000442056_00181_26287_9569.N1	11-MAR-2007 12:49:03	Bright	43.500	119	14Eta Dra	2.7270	4700.0	87	26287	No
138	GOM_NL__2PRFIN20070311_125738_000000382056_00181_26287_9570.N1	11-MAR-2007 12:57:38	Bright	38.000	144	18Del Cyg	2.8600	11000.	76	26287	No
139	GOM_NL__2PRFIN20070311_125945_000000512056_00181_26287_9571.N1	11-MAR-2007 12:59:45	Bright	50.500	5	3Alp Lyr	0.033000	11000.	101	26287	No
140	GOM_NL__2PRFIN20070311_130814_000000492056_00181_26287_9572.N1	11-MAR-2007 13:08:14	Tw_i_and_stray	48.500	168	17Zet Aql	2.9860	11000.	97	26287	No
141	GOM_NL__2PRFIN20070311_131826_000000432056_00181_26287_9573.N1	11-MAR-2007 13:18:26	Dark	42.500	155	41Pi Sgr	2.9000	6600.0	85	26287	No
142	GOM_NL__2PRFIN20070311_132024_000000442056_00181_26287_9574.N1	11-MAR-2007 13:20:24	Dark	43.500	57	34Sig Sgr	2.0660	26000.	87	26287	No
143	GOM_NL__2PRFIN20070311_132345_000000452056_00181_26287_9575.N1	11-MAR-2007 13:23:45	Dark	44.500	38	20Eps Sgr	1.8360	11000.	89	26287	No
144	GOM_NL__2PRFIN20070311_133001_000000552056_00182_26288_9569.N1	11-MAR-2007 13:30:01	Dark	55.000	75	26Eps Sco	2.2910	4250.0	110	26288	No
145	GOM_NL__2PRFIN20070311_133545_000000532056_00182_26288_9570.N1	11-MAR-2007 13:35:45	Dark	53.000	131	Gam Lup	2.8000	26000.	106	26288	No
146	GOM_NL__2PRFIN20070311_133811_000000472056_00182_26288_9571.N1	11-MAR-2007 13:38:11	Dark	46.500	78	Alp Lup	2.3040	28000.	93	26288	No
147	GOM_NL__2PRFIN20070311_133950_000000422056_00182_26288_9572.N1	11-MAR-2007 13:39:50	Dark	42.000	77	Eps Cen	2.3030	28000.	84	26288	No
148	GOM_NL__2PRFIN20070311_134250_000000412056_00182_26288_9573.N1	11-MAR-2007 13:42:50	Straylight	40.500	64	Gam Cen	2.2000	10600.	81	26288	No
149	GOM_NL__2PRFIN20070311_134451_000000522056_00182_26288_9574.N1	11-MAR-2007 13:44:51	Straylight	51.500	123	lot Cen	2.7500	10200.	103	26288	No
150	GOM_NL__2PRFIN20070311_135104_000000272056_00182_26288_9575.N1	11-MAR-2007 13:51:04	Straylight	26.500	106	9Bet Crv	2.6480	5600.0	53	26288	No
151	GOM_NL__2PRFIN20070311_135335_000000392056_00182_26288_9576.N1	11-MAR-2007 13:53:35	Straylight	39.000	100	4Gam Crv	2.5800	13100.	78	26288	No
152	GOM_NL__2PRFIN20070311_140528_000000392056_00182_26288_9577.N1	11-MAR-2007 14:05:28	Bright	39.000	51	41Gam1Leo	2.0100	4500.0	78	26288	No
153	GOM_NL__2PRFIN20070311_141336_000000422056_00182_26288_9578.N1	11-MAR-2007 14:13:36	Bright	41.500	174	52Psi UMa	3.0040	4400.0	83	26288	No
154	GOM_NL__2PRFIN20070311_141640_000000392056_00182_26288_9579.N1	11-MAR-2007 14:16:40	Bright	38.500	82	48Bet UMa	2.3650	10600.	77	26288	No
155	GOM_NL__2PRFIN20070311_141808_000000392056_00182_26288_9580.N1	11-MAR-2007 14:18:08	Bright	38.500	36	50Alp UMa	1.8000	6300.0	77	26288	No
156	GOM_NL__2PRFIN20070311_142015_000000692056_00182_26288_9581.N1	11-MAR-2007 14:20:15	Bright	69.000	32	77Eps UMa	1.7630	11000.	138	26288	No
157	GOM_NL__2PRFIN20070311_142518_000000412056_00182_26288_9582.N1	11-MAR-2007 14:25:18	Bright	40.500	60	7Bet UMi	2.0810	3950.0	81	26288	No
158	GOM_NL__2PRFIN20070311_142938_000000462056_00182_26288_9583.N1	11-MAR-2007 14:29:38	Bright	45.500	119	14Eta Dra	2.7270	4700.0	91	26288	No
159	GOM_NL__2PRFIN20070311_143814_000000562056_00182_26288_9584.N1	11-MAR-2007 14:38:14	Bright	56.000	144	18Del Cyg	2.8600	11000.	112	26288	No
160	GOM_NL__2PRFIN20070311_144020_000000502056_00182_26288_9585.N1	11-MAR-2007 14:40:20	Bright	49.500	5	3Alp Lyr	0.033000	11000.	99	26288	No



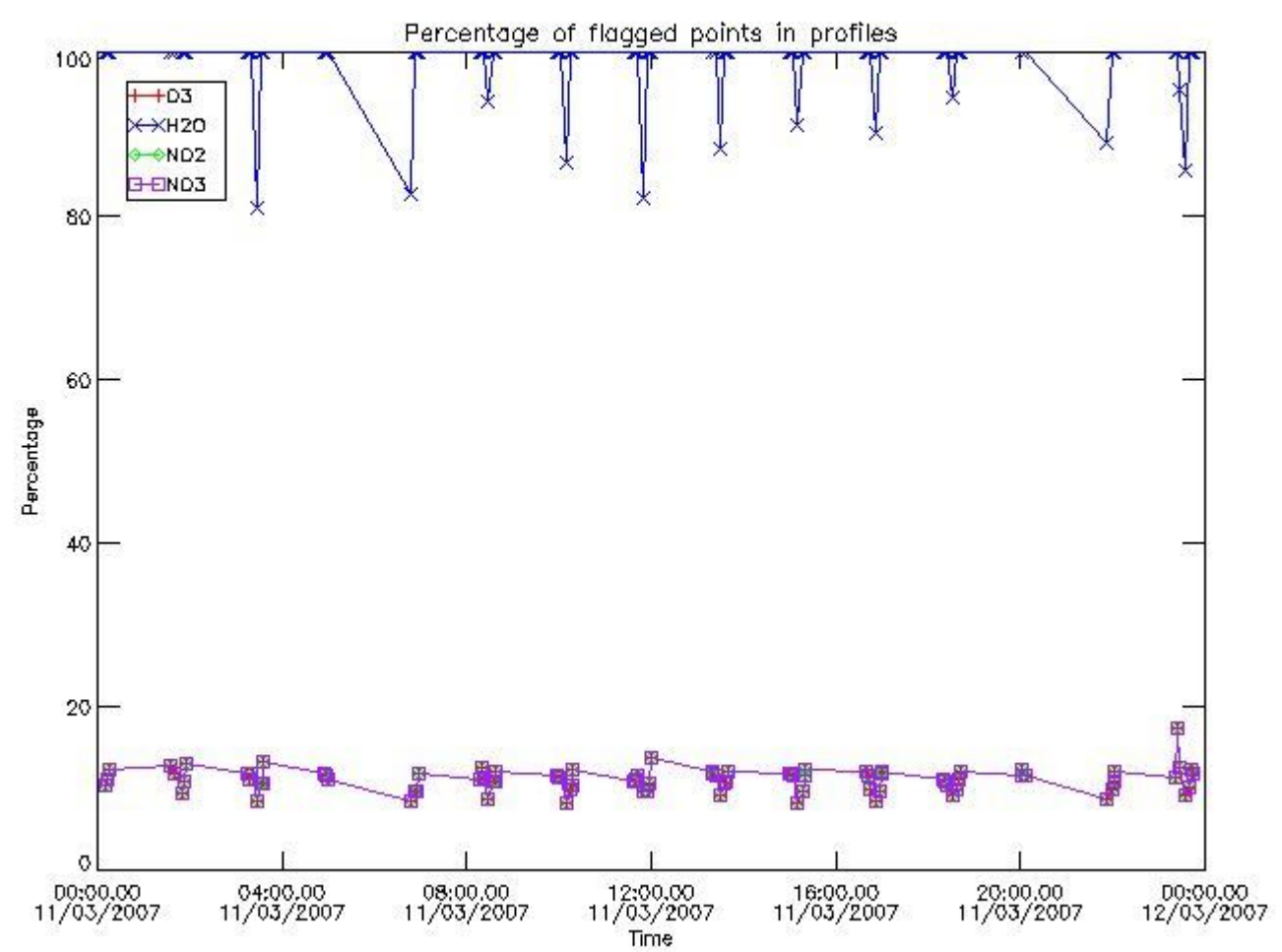
161	GOM_NL__2PRFIN20070311_144850_000000502056_00182_26288_9586.N1	11-MAR-2007 14:48:50	Twilight	50.000	168	17Zet Aql	2.9860	11000.	100	26288	No
162	GOM_NL__2PRFIN20070311_145903_000000432056_00182_26288_9587.N1	11-MAR-2007 14:59:03	Dark	43.000	155	41Pi Sgr	2.9000	6600.0	86	26288	No
163	GOM_NL__2PRFIN20070311_150101_000000432056_00182_26288_9588.N1	11-MAR-2007 15:01:01	Dark	43.000	57	34Sig Sgr	2.0660	26000.	86	26288	No
164	GOM_NL__2PRFIN20070311_150422_000000452056_00182_26288_9589.N1	11-MAR-2007 15:04:22	Dark	44.500	38	20Eps Sgr	1.8360	11000.	89	26288	No
165	GOM_NL__2PRFIN20070311_151038_000000622056_00183_26289_9584.N1	11-MAR-2007 15:10:38	Dark	61.500	75	26Eps Sco	2.2910	4250.0	123	26289	No
166	GOM_NL__2PRFIN20070311_151623_000000542056_00183_26289_9585.N1	11-MAR-2007 15:16:23	Dark	53.500	131	Gam Lup	2.8000	26000.	107	26289	No
167	GOM_NL__2PRFIN20070311_151848_000000492056_00183_26289_9586.N1	11-MAR-2007 15:18:48	Dark	48.500	78	Alp Lup	2.3040	28000.	97	26289	No
168	GOM_NL__2PRFIN20070311_152027_000000422056_00183_26289_9587.N1	11-MAR-2007 15:20:27	Dark	41.500	77	Eps Cen	2.3030	28000.	83	26289	No
169	GOM_NL__2PRFIN20070311_152327_000000422056_00183_26289_9588.N1	11-MAR-2007 15:23:27	Straylight	41.500	64	Gam Cen	2.2000	10600.	83	26289	No
170	GOM_NL__2PRFIN20070311_152528_000000522056_00183_26289_9589.N1	11-MAR-2007 15:25:28	Straylight	52.000	123	lot Cen	2.7500	10200.	104	26289	No
171	GOM_NL__2PRFIN20070311_153140_000000272056_00183_26289_9590.N1	11-MAR-2007 15:31:40	Straylight	27.000	106	9Bet Crv	2.6480	5600.0	54	26289	No
172	GOM_NL__2PRFIN20070311_153411_000000392056_00183_26289_9591.N1	11-MAR-2007 15:34:11	Straylight	39.000	100	4Gam Crv	2.5800	13100.	78	26289	No
173	GOM_NL__2PRFIN20070311_154604_000000392056_00183_26289_9592.N1	11-MAR-2007 15:46:04	Bright	39.000	51	41Gam1Leo	2.0100	4500.0	78	26289	No
174	GOM_NL__2PRFIN20070311_155411_000000392056_00183_26289_9593.N1	11-MAR-2007 15:54:11	Bright	39.000	174	52Psi UMa	3.0040	4400.0	78	26289	No
175	GOM_NL__2PRFIN20070311_155716_000000382056_00183_26289_9594.N1	11-MAR-2007 15:57:16	Bright	38.000	82	48Bet UMa	2.3650	10600.	76	26289	No
176	GOM_NL__2PRFIN20070311_155843_000000372056_00183_26289_9595.N1	11-MAR-2007 15:58:43	Bright	36.500	36	50Alp UMa	1.8000	6300.0	73	26289	No
177	GOM_NL__2PRFIN20070311_160050_000000632056_00183_26289_9596.N1	11-MAR-2007 16:00:50	Bright	62.500	32	77Eps UMa	1.7630	11000.	125	26289	No
178	GOM_NL__2PRFIN20070311_160554_000000592056_00183_26289_9597.N1	11-MAR-2007 16:05:54	Bright	59.000	60	7Bet UMi	2.0810	3950.0	118	26289	No
179	GOM_NL__2PRFIN20070311_161014_000000472056_00183_26289_9598.N1	11-MAR-2007 16:10:14	Bright	46.500	119	14Eta Dra	2.7270	4700.0	93	26289	No
180	GOM_NL__2PRFIN20070311_161850_000000372056_00183_26289_9599.N1	11-MAR-2007 16:18:50	Bright	36.500	144	18Del Cyg	2.8600	11000.	73	26289	No
181	GOM_NL__2PRFIN20070311_162056_000000512056_00183_26289_9600.N1	11-MAR-2007 16:20:56	Bright	50.500	5	3Alp Lyr	0.033000	11000.	101	26289	No
182	GOM_NL__2PRFIN20070311_162927_000000502056_00183_26289_9601.N1	11-MAR-2007 16:29:27	Twilight	49.500	168	17Zet Aql	2.9860	11000.	99	26289	No
183	GOM_NL__2PRFIN20070311_163939_000000422056_00183_26289_9602.N1	11-MAR-2007 16:39:39	Dark	42.000	155	41Pi Sgr	2.9000	6600.0	84	26289	No
184	GOM_NL__2PRFIN20070311_164137_000000442056_00183_26289_9603.N1	11-MAR-2007 16:41:37	Dark	44.000	57	34Sig Sgr	2.0660	26000.	88	26289	No
185	GOM_NL__2PRFIN20070311_164459_000000522056_00183_26289_9604.N1	11-MAR-2007 16:44:59	Dark	51.500	38	20Eps Sgr	1.8360	11000.	103	26289	No
186	GOM_NL__2PRFIN20070311_165115_000000612056_00184_26290_9599.N1	11-MAR-2007 16:51:15	Dark	60.500	75	26Eps Sco	2.2910	4250.0	121	26290	No
187	GOM_NL__2PRFIN20070311_165700_000000532056_00184_26290_9600.N1	11-MAR-2007 16:57:00	Dark	52.500	131	Gam Lup	2.8000	26000.	105	26290	No
188	GOM_NL__2PRFIN20070311_165925_000000482056_00184_26290_9601.N1	11-MAR-2007 16:59:25	Dark	47.500	78	Alp Lup	2.3040	28000.	95	26290	No
189	GOM_NL__2PRFIN20070311_170104_000000432056_00184_26290_9602.N1	11-MAR-2007 17:01:04	Dark	42.500	77	Eps Cen	2.3030	28000.	85	26290	No
190	GOM_NL__2PRFIN20070311_170403_000000432056_00184_26290_9603.N1	11-MAR-2007 17:04:03	Straylight	43.000	64	Gam Cen	2.2000	10600.	86	26290	No
191	GOM_NL__2PRFIN20070311_170604_000000542056_00184_26290_9604.N1	11-MAR-2007 17:06:04	Straylight	53.500	123	lot Cen	2.7500	10200.	107	26290	No
192	GOM_NL__2PRFIN20070311_171216_000000322056_00184_26290_9605.N1	11-MAR-2007 17:12:16	Straylight	32.000	106	9Bet Crv	2.6480	5600.0	64	26290	No
193	GOM_NL__2PRFIN20070311_171447_000000442056_00184_26290_9606.N1	11-MAR-2007 17:14:47	Straylight	44.000	100	4Gam Crv	2.5800	13100.	88	26290	No
194	GOM_NL__2PRFIN20070311_172640_000000392056_00184_26290_9607.N1	11-MAR-2007 17:26:40	Bright	39.000	51	41Gam1Leo	2.0100	4500.0	78	26290	No
195	GOM_NL__2PRFIN20070311_173447_000000412056_00184_26290_9608.N1	11-MAR-2007 17:34:47	Bright	41.000	174	52Psi UMa	3.0040	4400.0	82	26290	No
196	GOM_NL__2PRFIN20070311_173752_000000392056_00184_26290_9609.N1	11-MAR-2007 17:37:52	Bright	38.500	82	48Bet UMa	2.3650	10600.	77	26290	No
197	GOM_NL__2PRFIN20070311_173919_000000392056_00184_26290_9610.N1	11-MAR-2007 17:39:19	Bright	39.000	36	50Alp UMa	1.8000	6300.0	78	26290	No
198	GOM_NL__2PRFIN20070311_174126_000000462056_00184_26290_9611.N1	11-MAR-2007 17:41:26	Bright	46.000	32	77Eps UMa	1.7630	11000.	92	26290	No
199	GOM_NL__2PRFIN20070311_174629_000000412056_00184_26290_9612.N1	11-MAR-2007 17:46:29	Bright	41.000	60	7Bet UMi	2.0810	3950.0	82	26290	No
200	GOM_NL__2PRFIN20070311_175049_000000462056_00184_26290_9613.N1	11-MAR-2007 17:50:49	Bright	46.000	119	14Eta Dra	2.7270	4700.0	92	26290	No
201	GOM_NL__2PRFIN20070311_175926_000000372056_00184_26290_9614.N1	11-MAR-2007 17:59:26	Bright	37.000	144	18Del Cyg	2.8600	11000.	74	26290	No
202	GOM_NL__2PRFIN20070311_180132_000000502056_00184_26290_9615.N1	11-MAR-2007 18:01:32	Bright	49.500	5	3Alp Lyr	0.033000	11000.	99	26290	No
203	GOM_NL__2PRFIN20070311_181003_000000492056_00184_26290_9616.N1	11-MAR-2007 18:10:03	Twilight	48.500	168	17Zet Aql	2.9860	11000.	97	26290	No
204	GOM_NL__2PRFIN20070311_182016_000000462056_00184_26290_9617.N1	11-MAR-2007 18:20:16	Dark	45.500	155	41Pi Sgr	2.9000	6600.0	91	26290	No
205	GOM_NL__2PRFIN20070311_182214_000000472056_00184_26290_9618.N1	11-MAR-2007 18:22:14	Dark	46.500	57	34Sig Sgr	2.0660	26000.	93	26290	No
206	GOM_NL__2PRFIN20070311_182536_000000552056_00184_26290_9619.N1	11-MAR-2007 18:25:36	Dark	54.500	38	20Eps Sgr	1.8360	11000.	109	26290	No
207	GOM_NL__2PRFIN20070311_183153_000000562056_00185_26291_9609.N1	11-MAR-2007 18:31:53	Dark	55.500	75	26Eps Sco	2.2910	4250.0	111	26291	No
208	GOM_NL__2PRFIN20070311_183737_000000522056_00185_26291_9610.N1	11-MAR-2007 18:37:37	Dark	52.000	131	Gam Lup	2.8000	26000.	104	26291	No
209	GOM_NL__2PRFIN20070311_184001_000000462056_00185_26291_9611.N1	11-MAR-2007 18:40:01	Dark	46.000	78	Alp Lup	2.3040	28000.	92	26291	No
210	GOM_NL__2PRFIN20070311_184140_000000432056_00185_26291_9612.N1	11-MAR-2007 18:41:40	Dark	42.500	77	Eps Cen	2.3030	28000.	85	26291	No
211	GOM_NL__2PRFIN20070311_184440_000000442056_00185_26291_9613.N1	11-MAR-2007 18:44:40	Straylight	43.500	64	Gam Cen	2.2000	10600.	87	26291	No
212	GOM_NL__2PRFIN20070311_184641_000000522056_00185_26291_9614.N1	11-MAR-2007 18:46:41	Straylight	52.000	123	lot Cen	2.7500	10200.	104	26291	No
213	GOM_NL__2PRFIN20070311_185253_000000322056_00185_26291_9615.N1	11-MAR-2007 18:52:53	Straylight	32.000	106	9Bet Crv	2.6480	5600.0	64	26291	No
214	GOM_NL__2PRFIN20070311_185523_000000442056_00185_26291_9616.N1	11-MAR-2007 18:55:23	Straylight	44.000	100	4Gam Crv	2.5800	13100.	88	26291	No
215	GOM_NL__2PRFIN20070311_190715_000000402056_00185_26291_9617.N1	11-MAR-2007 19:07:15	Bright	39.500	51	41Gam1Leo	2.0100	4500.0	79	26291	No
216	GOM_NL__2PRFIN20070311_191522_000000412056_00185_26291_9618.N1	11-MAR-2007 19:15:22	Bright	40.500	174	52Psi UMa	3.0040	4400.0	81	26291	No
217	GOM_NL__2PRFIN20070311_191827_000000392056_00185_26291_9619.N1	11-MAR-2007 19:18:27	Bright	38.500	82	48Bet UMa	2.3650	10600.	77	26291	No
218	GOM_NL__2PRFIN20070311_191955_000000382056_00185_26291_9620.N1	11-MAR-2007 19:19:55	Bright	37.500	36	50Alp UMa	1.8000	6300.0	75	26291	No
219	GOM_NL__2PRFIN20070311_192201_000000472056_00185_26291_9621.N1	11-MAR-2007 19:22:01	Bright	47.000	32	77Eps UMa	1.7630	11000.	94	26291	No

220	GOM_NL__2PRFIN20070311_192705_000000422056_00185_26291_9622.N1	11-MAR-2007 19:27:05	Bright	41.500	60	7Bet UMi	2.0810	3950.0	83	26291	No
221	GOM_NL__2PRFIN20070311_193125_000000472056_00185_26291_9623.N1	11-MAR-2007 19:31:25	Bright	46.500	119	14Eta Dra	2.7270	4700.0	93	26291	No
222	GOM_NL__2PRFIN20070311_194002_000000372056_00185_26291_9624.N1	11-MAR-2007 19:40:02	Bright	37.000	144	18Del Cyg	2.8600	11000.	74	26291	No
223	GOM_NL__2PRFIN20070311_194208_000000472056_00185_26291_9625.N1	11-MAR-2007 19:42:08	Bright	46.500	5	3Alp Lyr	0.033000	11000.	93	26291	No
224	GOM_NL__2PRFIN20070311_195040_000000502056_00185_26291_9626.N1	11-MAR-2007 19:50:40	Twilight	49.500	168	17Zet Aql	2.9860	11000.	99	26291	No
225	GOM_NL__2PRFIN20070311_200053_000000442056_00185_26291_9627.N1	11-MAR-2007 20:00:53	Dark	44.000	155	41Pi Sgr	2.9000	6600.0	88	26291	No
226	GOM_NL__2PRFIN20070311_200251_000000462056_00185_26291_9628.N1	11-MAR-2007 20:02:51	Dark	45.500	57	34Sig Sgr	2.0660	26000.	91	26291	No
227	GOM_NL__2PRFIN20070311_200612_000000442056_00185_26291_9629.N1	11-MAR-2007 20:06:12	Dark	44.000	38	20Eps Sgr	1.8360	11000.	88	26291	No
228	GOM_NL__2PRFIN20070311_215307_000000592056_00187_26293_9641.N1	11-MAR-2007 21:53:07	Dark	59.000	75	26Eps Sco	2.2910	4250.0	118	26293	No
229	GOM_NL__2PRFIN20070311_215851_000000522056_00187_26293_9642.N1	11-MAR-2007 21:58:51	Dark	51.500	131	Gam Lup	2.8000	26000.	103	26293	No
230	GOM_NL__2PRFIN20070311_220115_000000472056_00187_26293_9643.N1	11-MAR-2007 22:01:15	Dark	46.500	78	Alp Lup	2.3040	28000.	93	26293	No
231	GOM_NL__2PRFIN20070311_220253_000000432056_00187_26293_9644.N1	11-MAR-2007 22:02:53	Dark	42.500	77	Eps Cen	2.3030	28000.	85	26293	No
232	GOM_NL__2PRFIN20070311_220553_000000462056_00187_26293_9645.N1	11-MAR-2007 22:05:53	Straylight	45.500	64	Gam Cen	2.2000	10600.	91	26293	No
233	GOM_NL__2PRFIN20070311_220754_000000522056_00187_26293_9646.N1	11-MAR-2007 22:07:54	Straylight	51.500	123	lot Cen	2.7500	10200.	103	26293	No
234	GOM_NL__2PRFIN20070311_221405_000000372056_00187_26293_9647.N1	11-MAR-2007 22:14:05	Straylight	37.000	106	9Bet Crv	2.6480	5600.0	74	26293	No
235	GOM_NL__2PRFIN20070311_221635_000000502056_00187_26293_9648.N1	11-MAR-2007 22:16:35	Straylight	50.000	100	4Gam Crv	2.5800	13100.	100	26293	No
236	GOM_NL__2PRFIN20070311_222827_000000392056_00187_26293_9649.N1	11-MAR-2007 22:28:27	Bright	38.500	51	41Gam1Leo	2.0100	4500.0	77	26293	No
237	GOM_NL__2PRFIN20070311_223633_000000392056_00187_26293_9650.N1	11-MAR-2007 22:36:33	Bright	38.500	174	52Psi UMa	3.0040	4400.0	77	26293	No
238	GOM_NL__2PRFIN20070311_223938_000000382056_00187_26293_9651.N1	11-MAR-2007 22:39:38	Bright	37.500	82	48Bet UMa	2.3650	10600.	75	26293	No
239	GOM_NL__2PRFIN20070311_224106_000000402056_00187_26293_9652.N1	11-MAR-2007 22:41:06	Bright	39.500	36	50Alp UMa	1.8000	6300.0	79	26293	No
240	GOM_NL__2PRFIN20070311_224311_000000472056_00187_26293_9653.N1	11-MAR-2007 22:43:11	Bright	46.500	32	77Eps UMa	1.7630	11000.	93	26293	No
241	GOM_NL__2PRFIN20070311_224816_000000382056_00187_26293_9654.N1	11-MAR-2007 22:48:16	Bright	37.500	60	7Bet UMi	2.0810	3950.0	75	26293	No
242	GOM_NL__2PRFIN20070311_225235_000000462056_00187_26293_9655.N1	11-MAR-2007 22:52:35	Bright	45.500	119	14Eta Dra	2.7270	4700.0	91	26293	No
243	GOM_NL__2PRFIN20070311_225815_000000482056_00187_26293_9656.N1	11-MAR-2007 22:58:15	Bright	48.000	69	33Gam Dra	2.2310	3800.0	96	26293	No
244	GOM_NL__2PRFIN20070311_230114_000000372056_00187_26293_9657.N1	11-MAR-2007 23:01:14	Bright	36.500	144	18Del Cyg	2.8600	11000.	73	26293	No
245	GOM_NL__2PRFIN20070311_230320_000000492056_00187_26293_9658.N1	11-MAR-2007 23:03:20	Bright	49.000	5	3Alp Lyr	0.033000	11000.	98	26293	No
246	GOM_NL__2PRFIN20070311_231152_000000472056_00187_26293_9659.N1	11-MAR-2007 23:11:52	Twilight	47.000	168	17Zet Aql	2.9860	11000.	94	26293	No
247	GOM_NL__2PRFIN20070311_232206_000000452056_00187_26293_9660.N1	11-MAR-2007 23:22:06	Dark	45.000	155	41Pi Sgr	2.9000	6600.0	90	26293	No
248	GOM_NL__2PRFIN20070311_232404_000000442056_00187_26293_9661.N1	11-MAR-2007 23:24:04	Dark	44.000	57	34Sig Sgr	2.0660	26000.	88	26293	No
249	GOM_NL__2PRFIN20070311_232726_000000452056_00187_26293_9662.N1	11-MAR-2007 23:27:26	Dark	45.000	38	20Eps Sgr	1.8360	11000.	90	26293	No
250	GOM_NL__2PRFIN20070311_233344_000000562056_00188_26294_9656.N1	11-MAR-2007 23:33:44	Dark	55.500	75	26Eps Sco	2.2910	4250.0	111	26294	No
251	GOM_NL__2PRFIN20070311_233928_000000512056_00188_26294_9657.N1	11-MAR-2007 23:39:28	Dark	50.500	131	Gam Lup	2.8000	26000.	101	26294	No
252	GOM_NL__2PRFIN20070311_234152_000000462056_00188_26294_9658.N1	11-MAR-2007 23:41:52	Dark	46.000	78	Alp Lup	2.3040	28000.	92	26294	No
253	GOM_NL__2PRFIN20070311_234330_000000432056_00188_26294_9659.N1	11-MAR-2007 23:43:30	Dark	43.000	77	Eps Cen	2.3030	28000.	86	26294	No
254	GOM_NL__2PRFIN20070311_234629_000000422056_00188_26294_9660.N1	11-MAR-2007 23:46:29	Straylight	42.000	64	Gam Cen	2.2000	10600.	84	26294	No
255	GOM_NL__2PRFIN20070311_234831_000000492056_00188_26294_9661.N1	11-MAR-2007 23:48:31	Straylight	49.000	123	lot Cen	2.7500	10200.	98	26294	No
256	GOM_NL__2PRFIN20070311_235441_000000422056_00188_26294_9662.N1	11-MAR-2007 23:54:41	Straylight	42.000	106	9Bet Crv	2.6480	5600.0	84	26294	No
257	GOM_NL__2PRFIN20070311_235711_000000532056_00188_26294_9663.N1	11-MAR-2007 23:57:11	Straylight	53.000	100	4Gam Crv	2.5800	13100.	106	26294	No

### 3. Quality information per product

In this section it is plotted some information contained in the Quality Summary data set of the level 2 products. Only products in dark limb conditions and without errors (error flag in the MPH set to "0") are used.

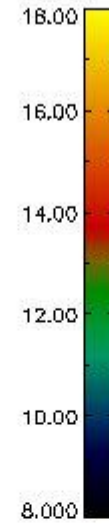
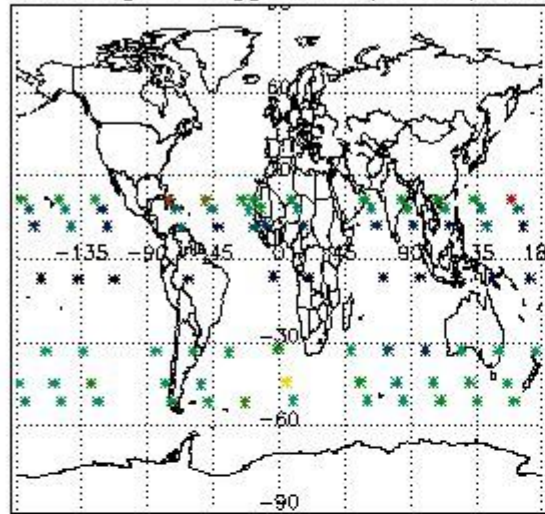
#### 3.1 Plot quality information per product (time dependant)



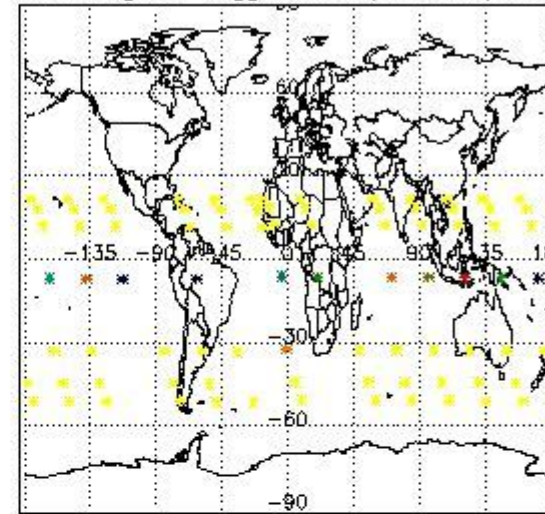
3.2 Plot quality information per product (world map)



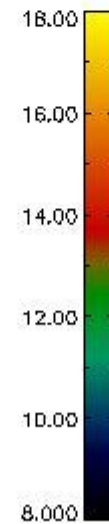
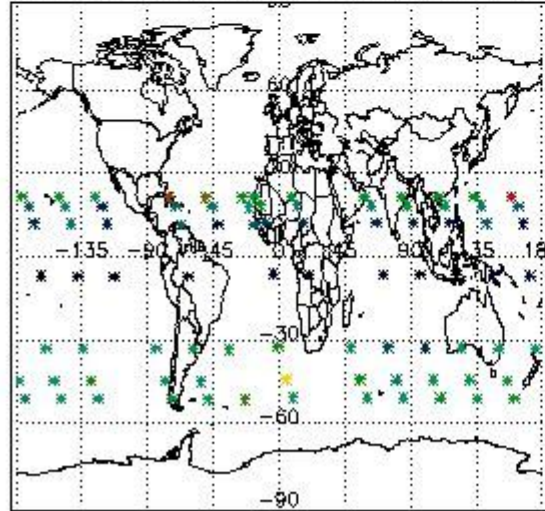
Percentage of flagged data per O3 profile



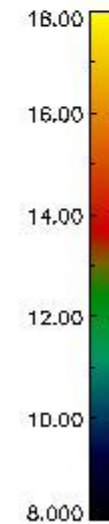
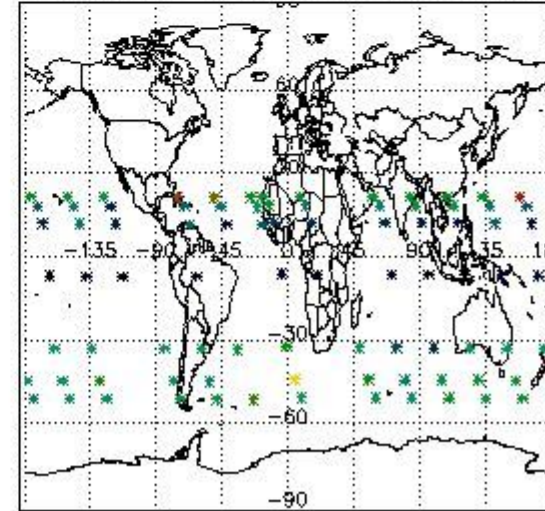
Percentage of flagged data per H2O profile



Percentage of flagged data per NO2 profile



Percentage of flagged data per NO3 profile



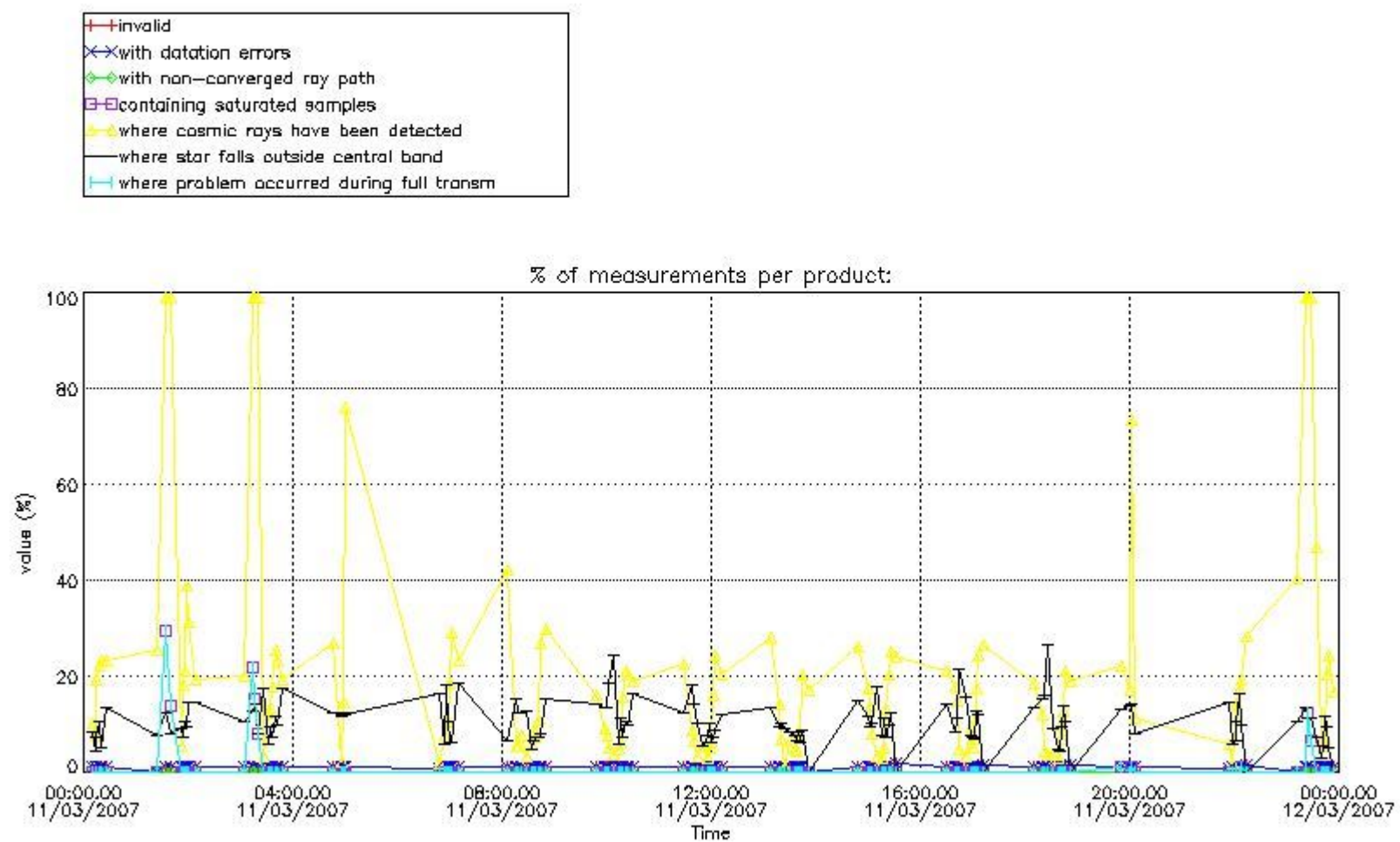
#### 4. Level 1 quality information per product

In this section it is plotted some information contained in the Quality Summary data set of the level 2 products that comes from the level 1b processing. Products without errors (error flag in the MPH set to "0") are used.

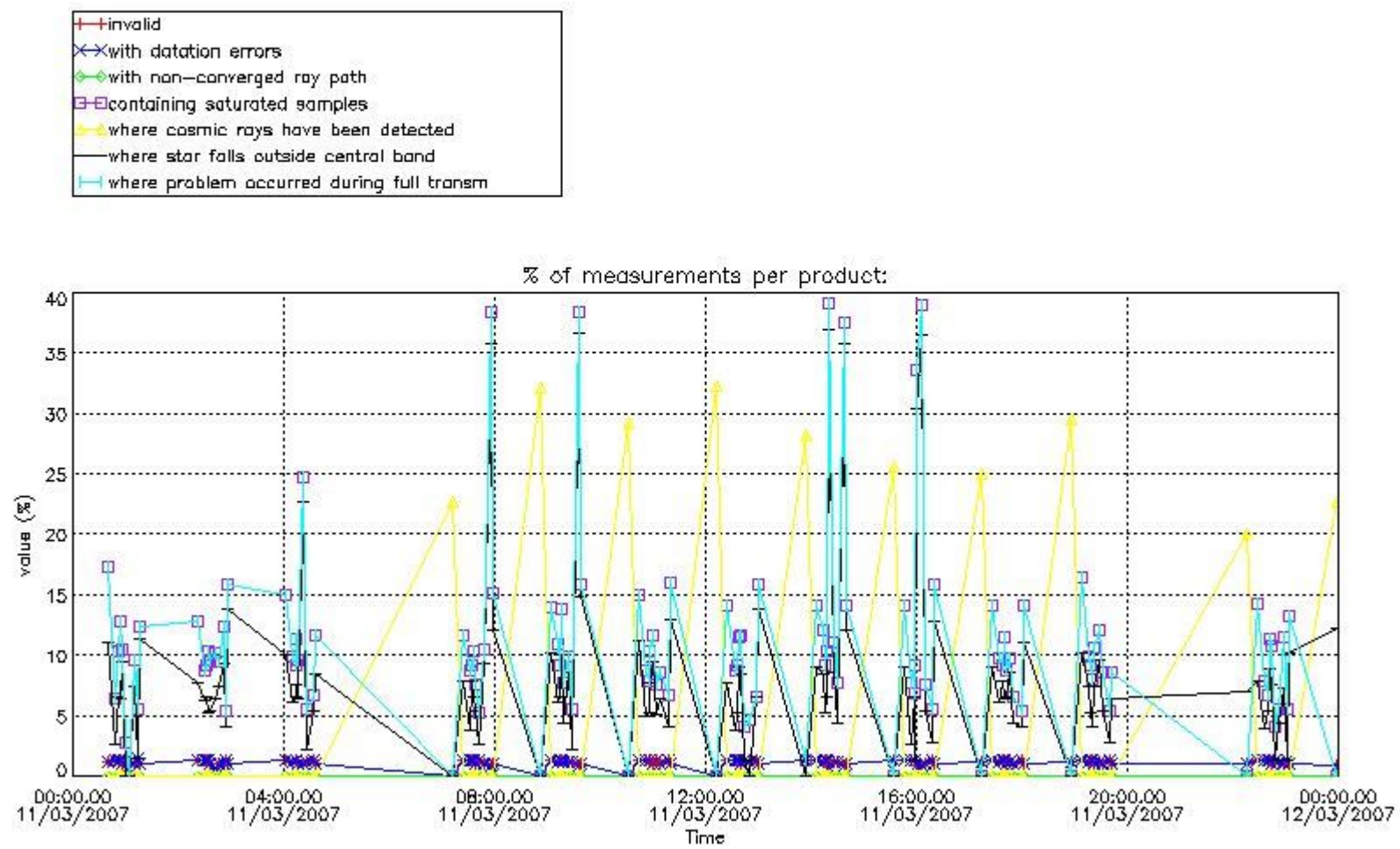
##### 4.1 Plot quality information per product (time dependant) coming from level 1b processing

###### 4.1.1 Plot level 1 quality information per product (time dependant): ENVISAT ASCENDING passes



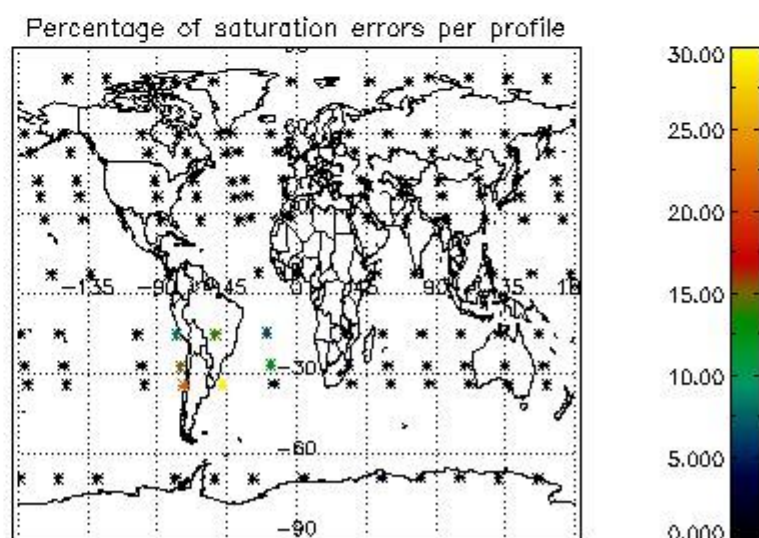
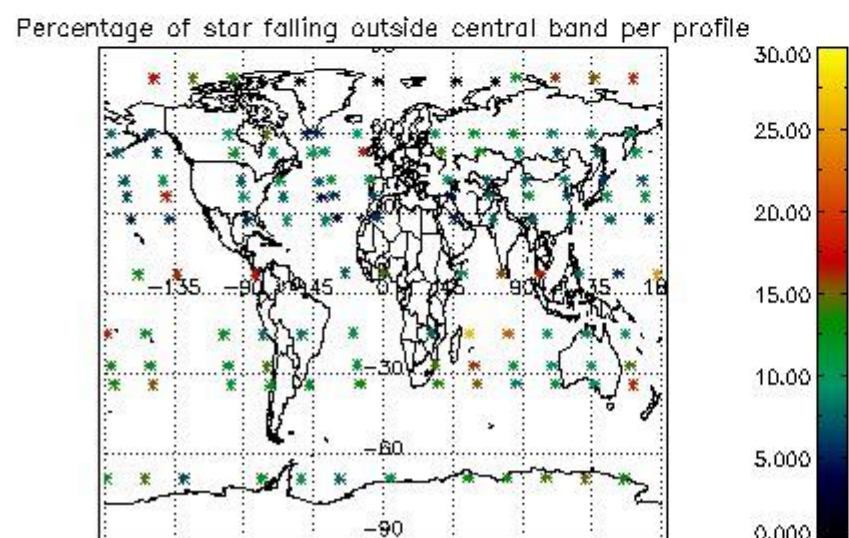
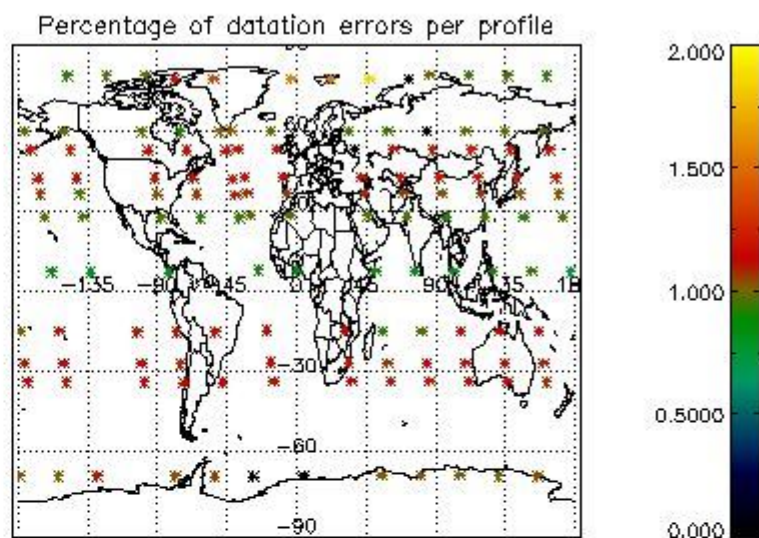
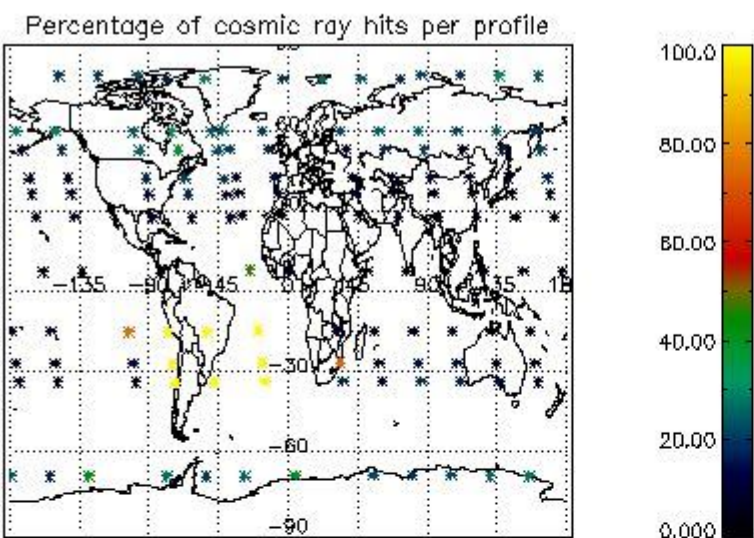


4.1.2 Plot level 1 quality information per product (time dependant): ENVI SAT DESCENDING passes



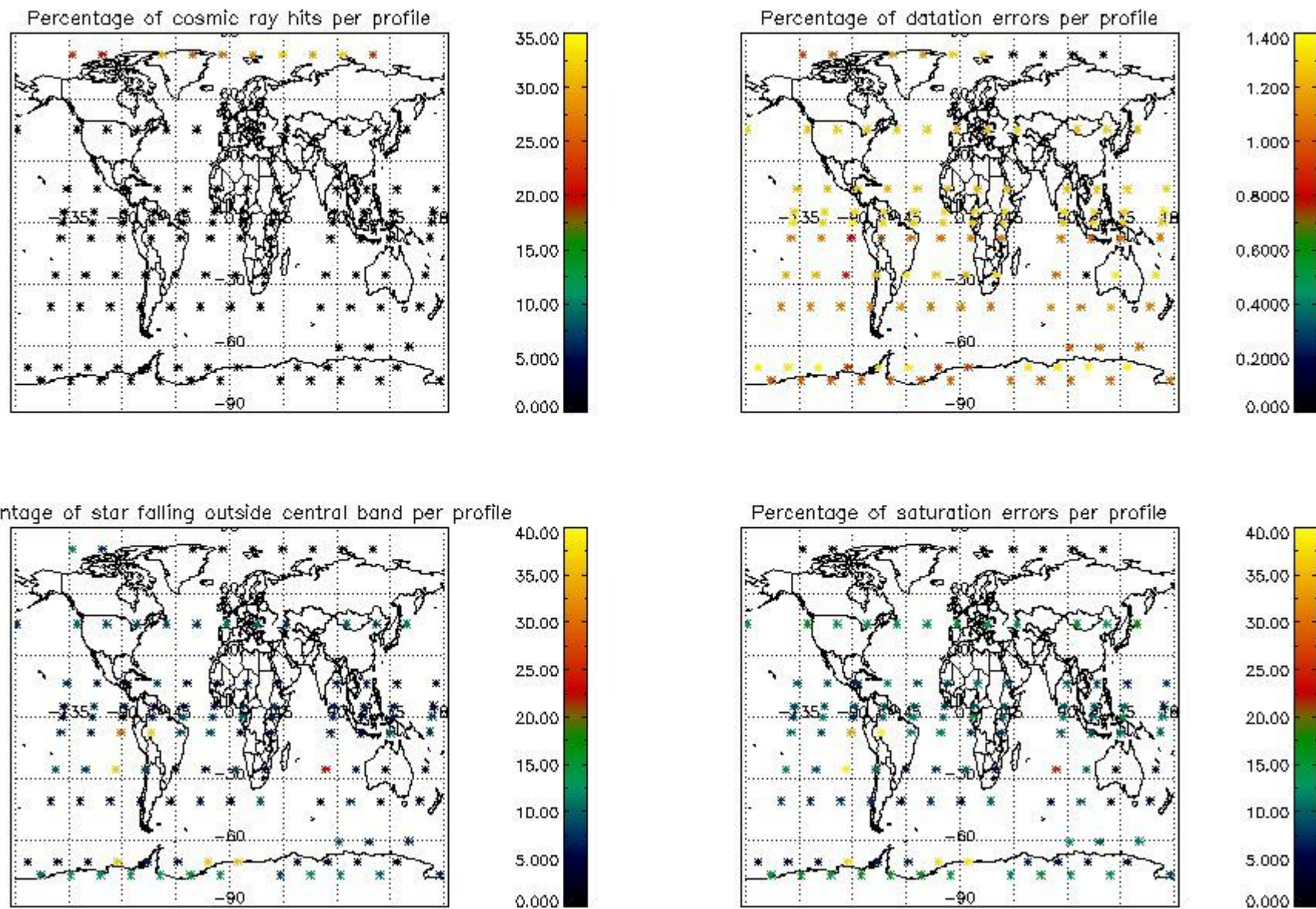
4.2 Plot quality information per product coming from level 1b processing (world map)

4.2.1 Plot level 1 quality information per product (world map): ENVISAT ASCENDING passes



4.2.2 Plot level 1 quality information per product (world map): ENVISAT DESCENDING passes





## 5. Trace gas profiles

### 5.1 Ozone statistics based on quality of products

The final quality of the products can be "measured" using the STD (Standard Deviation) attached to every point profile. This information is written to the parameter GOM\_NL\_\_2P/NL\_LOCAL\_SPECIES\_DENSITY/o3\_std of the level 2 products. The table below shows the statistics for given STD ranges.

The statistics are given with respect to the overall valid production:

- Products without fatal errors: GOM\_NL\_\_2P/MPH/PRODUCT\_ERR=0
- Valid point profile: GOM\_NL\_\_2P/NL\_LOCAL\_SPECIES\_DENSITY/pcd(0)=0

The 'Criteria' is applied to valid points of dark limb products:

- Products in dark limb illumination condition: GOM\_NL\_\_2P/NL\_SUMMARY\_QUALITY/obs\_ill\_cond=0
- Products without fatal errors: GOM\_NL\_\_2P/MPH/PRODUCT\_ERR=0
- Valid point profile: GOM\_NL\_\_2P/NL\_LOCAL\_SPECIES\_DENSITY/pcd(0)=0

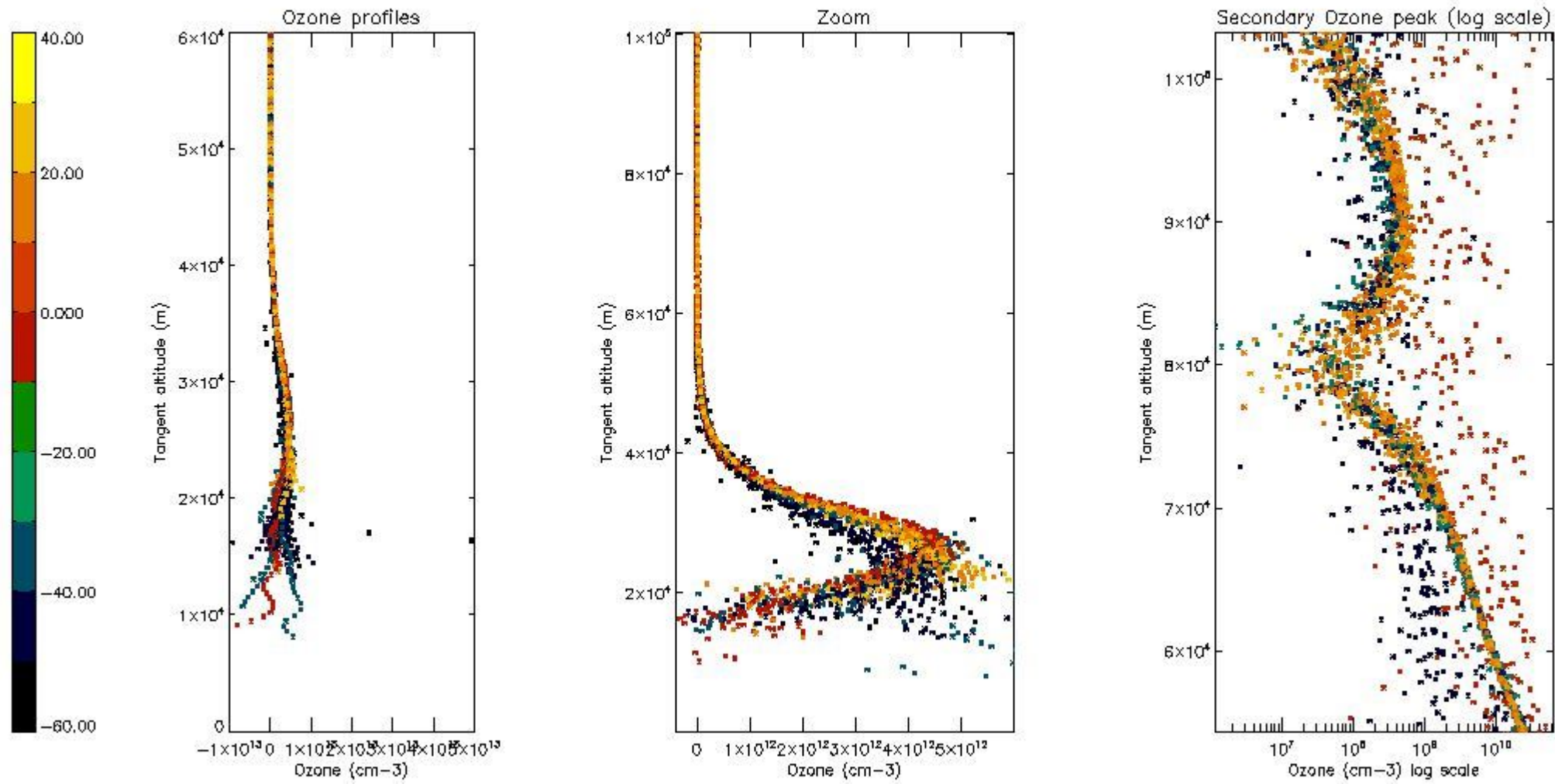
So, the table below shows the percentage of dark limb and valid observations for each criteria with respect to the overall valid daily observations.

Criteria	% of total production
All STD	36
STD < 20	21

STD < 10	17
STD < 5	12

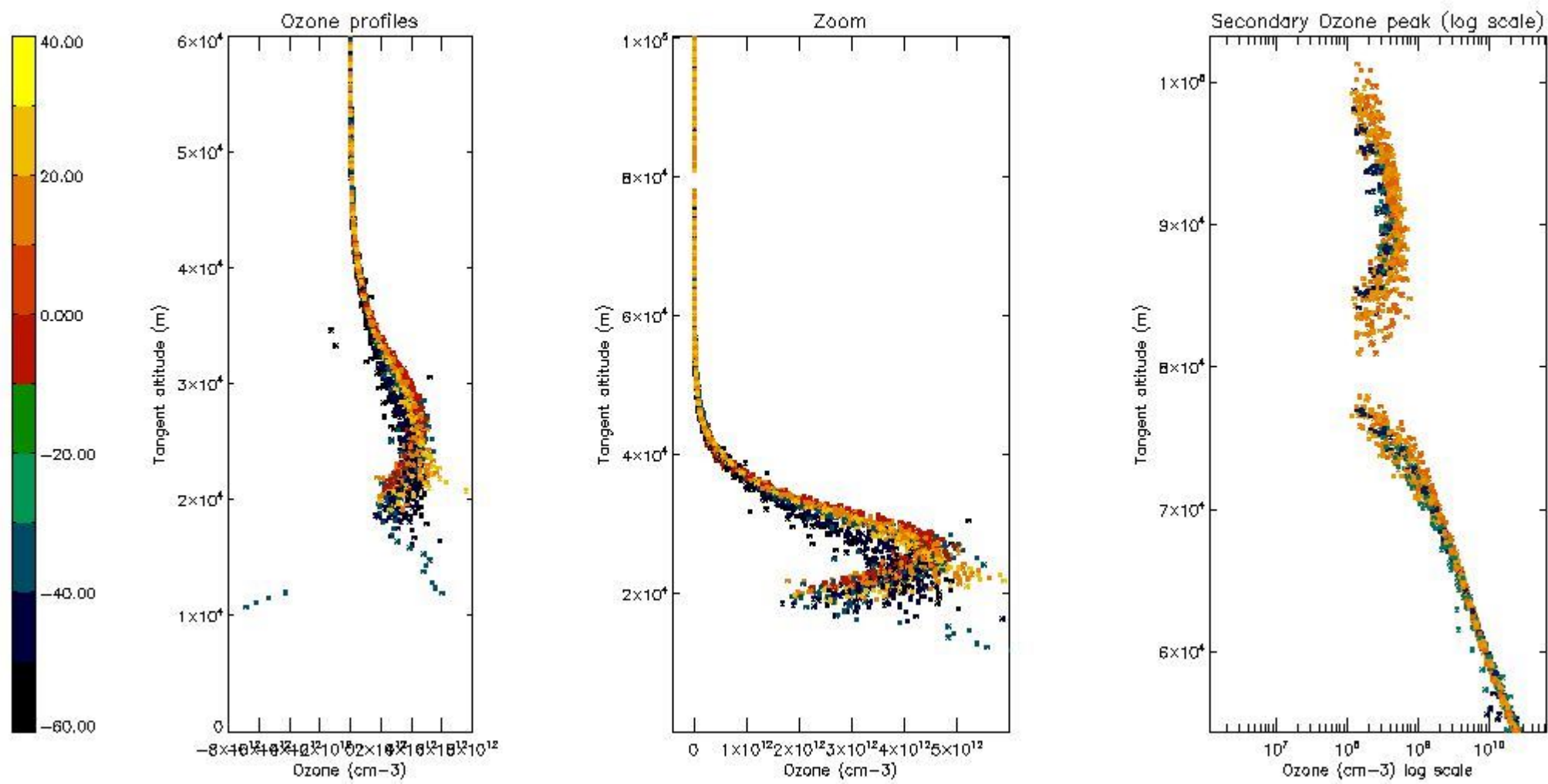
5.2 Plot ozone profiles for all STD (dark without errors)

The colorbar represents the latitude.



5.3 Plot ozone profiles where STD < 20% (dark without errors)

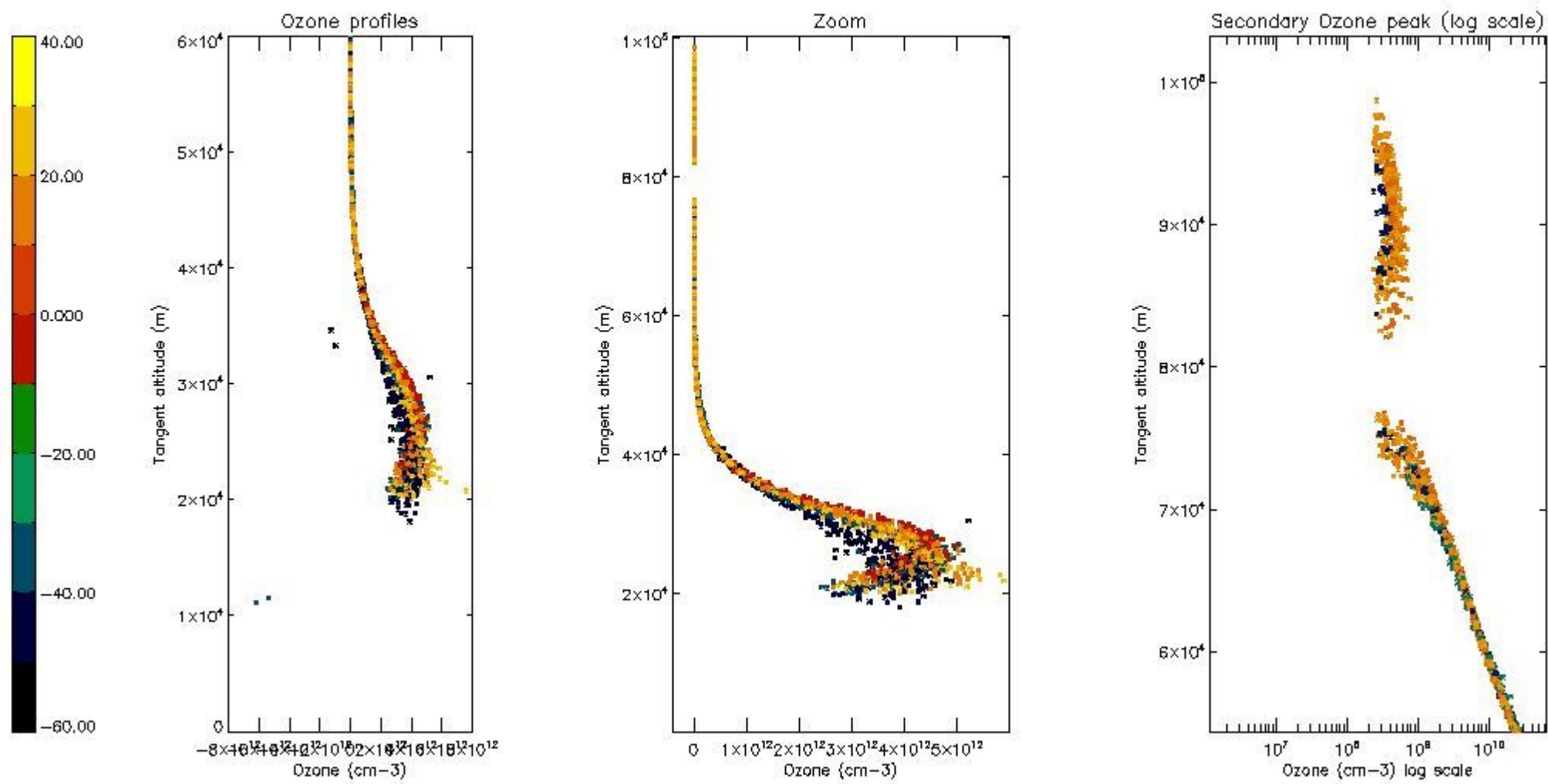
The colorbar represents the latitude.



*5.4 Plot ozone profiles where STD < 10% (dark without errors)*

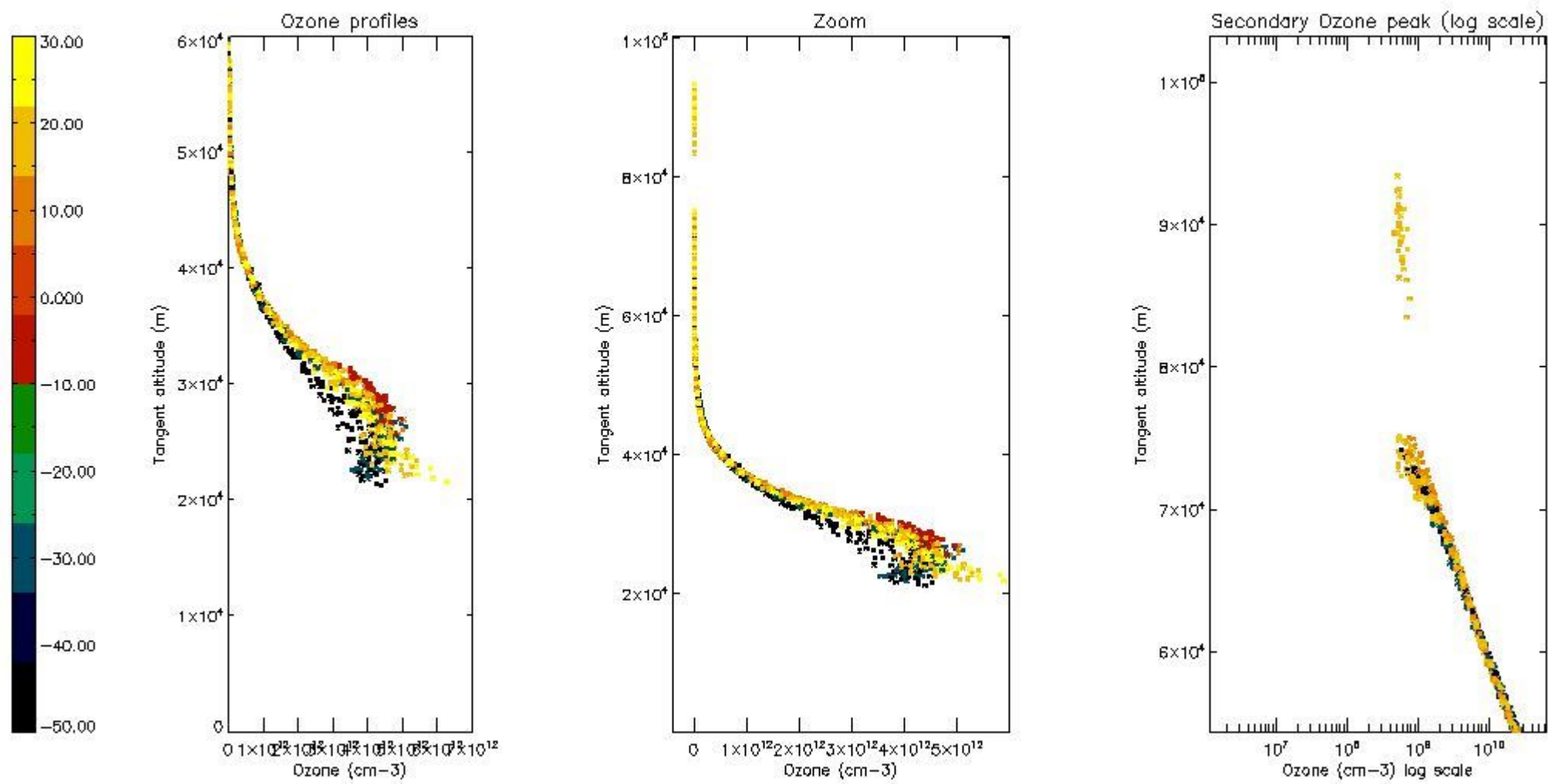
The colorbar represents the latitude.





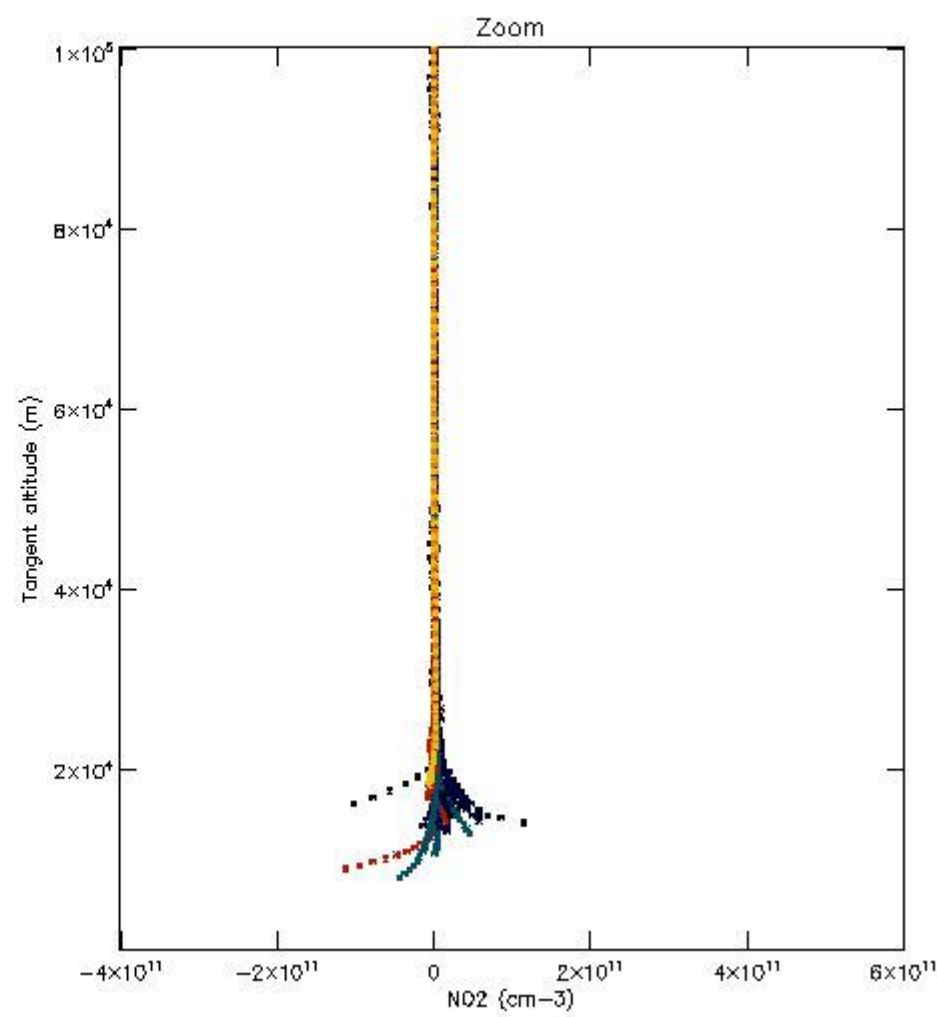
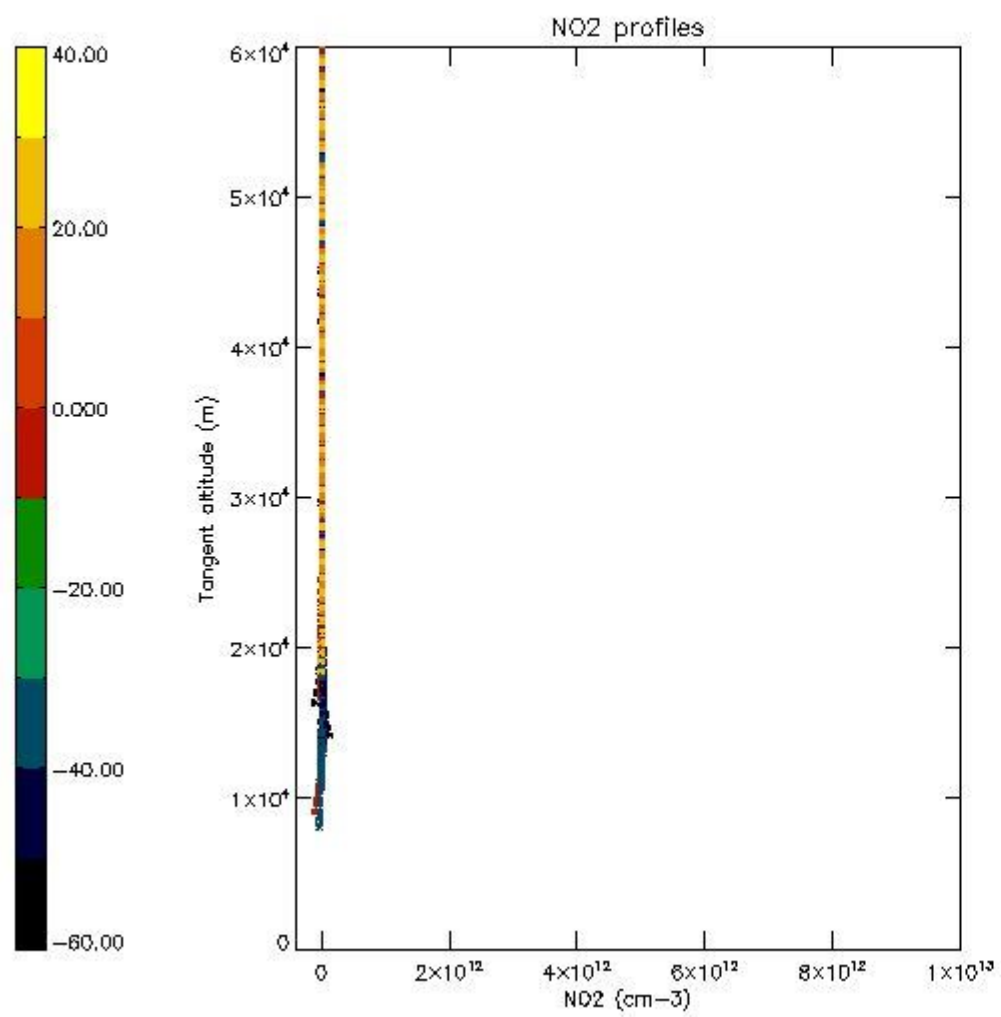
*5.5 Plot ozone profiles where STD < 5% (dark without errors)*

The colorbar represents the latitude.



*5.6 Plot NO<sub>2</sub> profiles for all STD (dark without errors)*

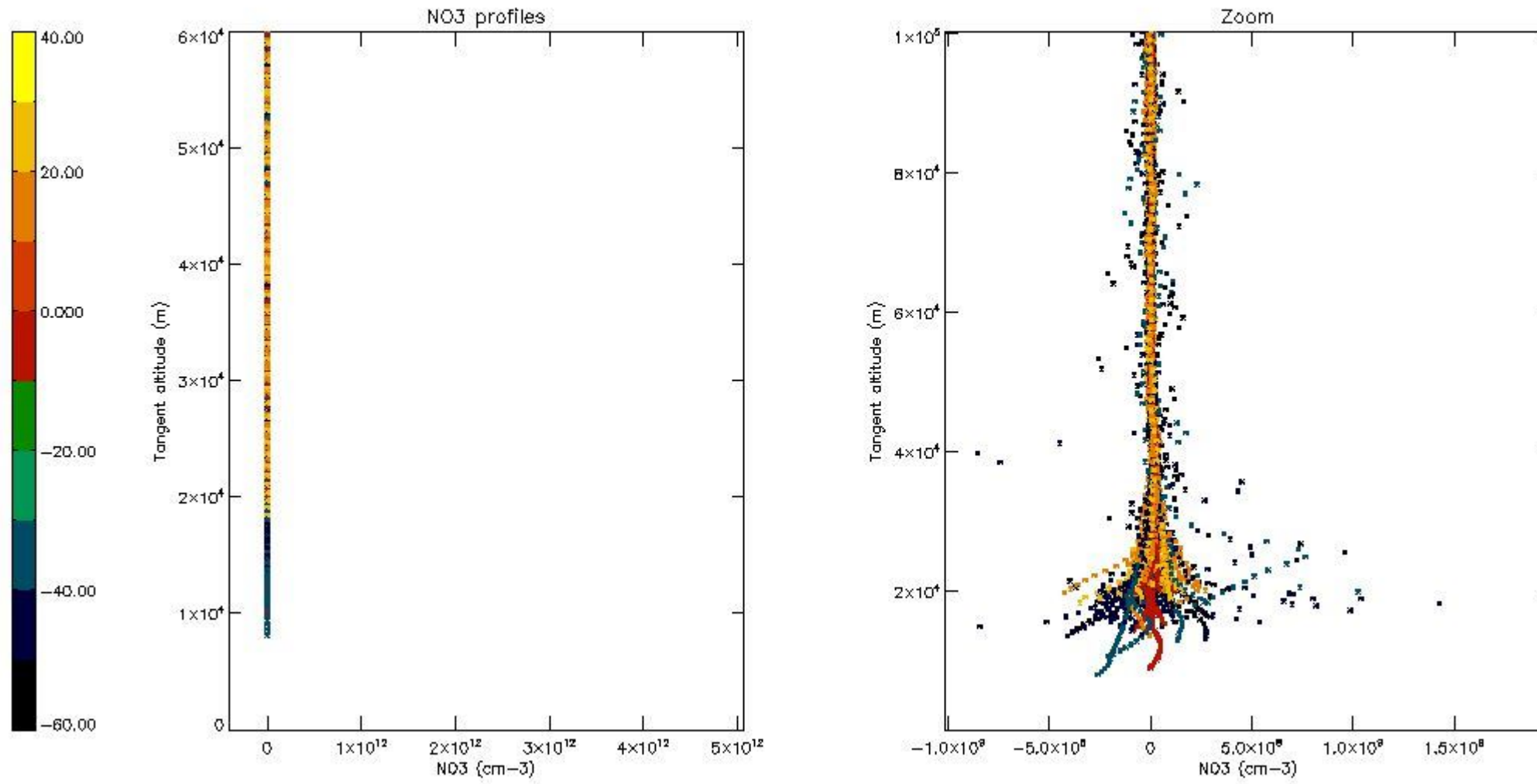
The colorbar represents the latitude.



*5.7 Plot NO3 profiles for all STD (dark without errors)*

The colorbar represents the latitude.





## 6. Auxiliary Data Files used for the production reported in section 2

The number reported in the third column indicates since which file (see list in section 2) the corresponding auxiliary file has been used. The fourth column is the date of those product files.

Type	Auxiliary Filename	Used since product	Used since product date
INST_PHYS_CHARACTERISTICS	GOM_INS_AXVIEC20091111_143220_20030716_120000_20500101_000000	1	11-MAR-2007 00:10:48
LEVEL-2_PROC_CONFIG	GOM_PR2_AXVIEC20091111_152718_20020301_000000_20500101_000000	1	11-MAR-2007 00:10:48
CROSS_SECTIONS_FILE	GOM_CRS_AXVIEC20091111_154832_20020301_000000_20500101_000000	1	11-MAR-2007 00:10:48

# GOMOS Level 2 Daily Report

## SUMMARY

### [1. General Info](#)

### [2. Summary of processed GOM\\_NL\\_2P products](#)

### [3. Level 2 Quality information per product](#)

#### [3.1 Plot of level 2 quality information per product \(time dependant\)](#)

#### [3.2 Plot of level 2 quality information per product \(world map\)](#)

### [4. Level 1 Quality information per product \(stored on level 2 products\)](#)

#### [4.1 Plot of level 1 quality information per product \(time dependant\)](#)

##### [4.1.1 Plot of level 1 quality information per product \(time dependant\): ASCENDING](#)

##### [4.1.2 Plot of level 1 quality information per product \(time dependant\): DESCENDING](#)

#### [4.2 Plot of level 1 quality information per product \(world map\)](#)

##### [4.2.1 Plot of level 1 quality information per product \(world map\): ASCENDING](#)

##### [4.2.2 Plot of level 1 quality information per product \(world map\): DESCENDING](#)

### [5. Ozone profiles based on quality statistics and other trace gas profiles](#)

#### [5.1 Ozone statistics based on quality of products](#)

#### [5.2 Plot ozone profiles for all STD \(dark without errors\)](#)

#### [5.3 Plot ozone profiles where STD < 20% \(dark without errors\)](#)

#### [5.4. Plot ozone profiles where STD < 10% \(dark without errors\)](#)

#### [5.5. Plot ozone profiles where STD < 5% \(dark without errors\)](#)

#### [5.6 Plot NO2 profiles for all STD \(dark without errors\)](#)

#### [5.7 Plot NO3 profiles for all STD \(dark without errors\)](#)

#### [5.8 Plot H2O profiles \(only for occultations of stars 1,2,3,4,13,14,16,26,63 dark without errors\) for all STD](#)

### [6. Auxiliary Data Files used for the production reported in section 2](#)

This report presents the daily analysis on parameters extracted from GOMOS level 2 data (GOM\_NL\_\_2P). It is intended to monitor some important parameters that will impact the quality of these products. A list of level 2 products (and content) that have arrived during the reporting day to the PCF is also given.

Item	Value
Time of report generation	22APR2013 17:10:53
Data source version	GOMOS/6.01
Start time of products	11-03-2007 (11MAR2007 00:00:00)
Stop time of products	12-03-2007 (12MAR2007 00:00:00)
Store outputs in DB	Yes
Nb of level 2 prods	257
Nb of prods with errors	0

## 2. Summary of processed GOM\_NL\_\_2P products.

Nr	Filename	UTC Start time	Limb	Duration	Star Id	Star Name	Star Mag	Star Temp	Nb Meas	Orbit	Prod. error
1	GOM_NL__2PRFIN20070311_001048_000000542056_00174_26280_9455.N1	11-MAR-2007 00:10:48	Dark	53.500	131	Gam Lup	2.8000	26000.	107	26280	No
2	GOM_NL__2PRFIN20070311_001317_000000462056_00174_26280_9456.N1	11-MAR-2007 00:13:17	Dark	45.500	78	Alp Lup	2.3040	28000.	91	26280	No
3	GOM_NL__2PRFIN20070311_001458_000000422056_00174_26280_9457.N1	11-MAR-2007 00:14:58	Dark	41.500	77	Eps Cen	2.3030	28000.	83	26280	No
4	GOM_NL__2PRFIN20070311_001759_000000432056_00174_26280_9458.N1	11-MAR-2007 00:17:59	Straylight	42.500	64	Gam Cen	2.2000	10600.	85	26280	No
5	GOM_NL__2PRFIN20070311_001958_000000502056_00174_26280_9459.N1	11-MAR-2007 00:19:58	Straylight	49.500	123	lot Cen	2.7500	10200.	99	26280	No
6	GOM_NL__2PRFIN20070311_002656_000000522056_00174_26280_9460.N1	11-MAR-2007 00:26:56	Straylight	51.500	171	2Eps Crv	3.0010	4250.0	103	26280	No
7	GOM_NL__2PRFIN20070311_004041_000000412056_00174_26280_9461.N1	11-MAR-2007 00:40:41	Bright	40.500	51	41Gam1Leo	2.0100	4500.0	81	26280	No
8	GOM_NL__2PRFIN20070311_004852_000000392056_00174_26280_9462.N1	11-MAR-2007 00:48:52	Bright	39.000	174	52Psi UMa	3.0040	4400.0	78	26280	No
9	GOM_NL__2PRFIN20070311_005156_000000392056_00174_26280_9463.N1	11-MAR-2007 00:51:56	Bright	38.500	82	48Bet UMa	2.3650	10600.	77	26280	No
10	GOM_NL__2PRFIN20070311_005322_000000392056_00174_26280_9464.N1	11-MAR-2007 00:53:22	Bright	39.000	36	50Alp UMa	1.8000	6300.0	78	26280	No
11	GOM_NL__2PRFIN20070311_005534_000000482056_00174_26280_9465.N1	11-MAR-2007 00:55:34	Bright	47.500	32	77Eps UMa	1.7630	11000.	95	26280	No
12	GOM_NL__2PRFIN20070311_010033_000000372056_00174_26280_9466.N1	11-MAR-2007 01:00:33	Bright	36.500	60	7Bet UMi	2.0810	3950.0	73	26280	No
13	GOM_NL__2PRFIN20070311_010455_000000422056_00174_26280_9467.N1	11-MAR-2007 01:04:55	Bright	41.500	119	14Eta Dra	2.7270	4700.0	83	26280	No
14	GOM_NL__2PRFIN20070311_011032_000000472056_00174_26280_9468.N1	11-MAR-2007 01:10:32	Bright	47.000	69	33Gam Dra	2.2310	3800.0	94	26280	No
15	GOM_NL__2PRFIN20070311_011327_000000362056_00174_26280_9469.N1	11-MAR-2007 01:13:27	Bright	36.000	144	18Del Cyg	2.8600	11000.	72	26280	No
16	GOM_NL__2PRFIN20070311_011533_000000492056_00174_26280_9470.N1	11-MAR-2007 01:15:33	Bright	48.500	5	3Alp Lyr	0.033000	11000.	97	26280	No
17	GOM_NL__2PRFIN20070311_012359_000000462056_00174_26280_9471.N1	11-MAR-2007 01:23:59	Twilight_stray	45.500	168	17Zet Aql	2.9860	11000.	91	26280	No
18	GOM_NL__2PRFIN20070311_013410_000000442056_00174_26280_9472.N1	11-MAR-2007 01:34:10	Dark	44.000	155	41Pi Sgr	2.9000	6600.0	88	26280	No
19	GOM_NL__2PRFIN20070311_013928_000000432056_00174_26280_9473.N1	11-MAR-2007 01:39:28	Dark	43.000	38	20Eps Sgr	1.8360	11000.	86	26280	No
20	GOM_NL__2PRFIN20070311_015125_000000542056_00175_26281_9466.N1	11-MAR-2007 01:51:25	Dark	54.000	131	Gam Lup	2.8000	26000.	108	26281	No
21	GOM_NL__2PRFIN20070311_015353_000000472056_00175_26281_9467.N1	11-MAR-2007 01:53:53	Dark	47.000	78	Alp Lup	2.3040	28000.	94	26281	No
22	GOM_NL__2PRFIN20070311_015535_000000432056_00175_26281_9468.N1	11-MAR-2007 01:55:35	Dark	43.000	77	Eps Cen	2.3030	28000.	86	26281	No
23	GOM_NL__2PRFIN20070311_015835_000000432056_00175_26281_9469.N1	11-MAR-2007 01:58:35	Straylight	42.500	64	Gam Cen	2.2000	10600.	85	26281	No
24	GOM_NL__2PRFIN20070311_020035_000000552056_00175_26281_9470.N1	11-MAR-2007 02:00:35	Straylight	54.500	123	lot Cen	2.7500	10200.	109	26281	No
25	GOM_NL__2PRFIN20070311_020732_000000522056_00175_26281_9471.N1	11-MAR-2007 02:07:32	Straylight	52.000	171	2Eps Crv	3.0010	4250.0	104	26281	No
26	GOM_NL__2PRFIN20070311_022117_000000392056_00175_26281_9472.N1	11-MAR-2007 02:21:17	Bright	39.000	51	41Gam1Leo	2.0100	4500.0	78	26281	No
27	GOM_NL__2PRFIN20070311_022927_000000402056_00175_26281_9473.N1	11-MAR-2007 02:29:27	Bright	40.000	174	52Psi UMa	3.0040	4400.0	80	26281	No
28	GOM_NL__2PRFIN20070311_023231_000000382056_00175_26281_9474.N1	11-MAR-2007 02:32:31	Bright	38.000	82	48Bet UMa	2.3650	10600.	76	26281	No
29	GOM_NL__2PRFIN20070311_023358_000000392056_00175_26281_9475.N1	11-MAR-2007 02:33:58	Bright	38.500	36	50Alp UMa	1.8000	6300.0	77	26281	No
30	GOM_NL__2PRFIN20070311_023609_000000472056_00175_26281_9476.N1	11-MAR-2007 02:36:09	Bright	47.000	32	77Eps UMa	1.7630	11000.	94	26281	No
31	GOM_NL__2PRFIN20070311_024109_000000402056_00175_26281_9477.N1	11-MAR-2007 02:41:09	Bright	39.500	60	7Bet UMi	2.0810	3950.0	79	26281	No
32	GOM_NL__2PRFIN20070311_024531_000000482056_00175_26281_9478.N1	11-MAR-2007 02:45:31	Bright	47.500	119	14Eta Dra	2.7270	4700.0	95	26281	No
33	GOM_NL__2PRFIN20070311_025107_000000492056_00175_26281_9479.N1	11-MAR-2007 02:51:07	Bright	48.500	69	33Gam Dra	2.2310	3800.0	97	26281	No
34	GOM_NL__2PRFIN20070311_025403_000000372056_00175_26281_9480.N1	11-MAR-2007 02:54:03	Bright	37.000	144	18Del Cyg	2.8600	11000.	74	26281	No
35	GOM_NL__2PRFIN20070311_025609_000000512056_00175_26281_9481.N1	11-MAR-2007 02:56:09	Bright	50.500	5	3Alp Lyr	0.033000	11000.	101	26281	No
36	GOM_NL__2PRFIN20070311_030436_000000482056_00175_26281_9482.N1	11-MAR-2007 03:04:36	Twilight_stray	47.500	168	17Zet Aql	2.9860	11000.	95	26281	No
37	GOM_NL__2PRFIN20070311_031447_000000442056_00175_26281_9483.N1	11-MAR-2007 03:14:47	Dark	43.500	155	41Pi Sgr	2.9000	6600.0	87	26281	No
38	GOM_NL__2PRFIN20070311_031644_000000462056_00175_26281_9484.N1	11-MAR-2007 03:16:44	Dark	46.000	57	34Sig Sgr	2.0660	26000.	92	26281	No
39	GOM_NL__2PRFIN20070311_032005_000000442056_00175_26281_9485.N1	11-MAR-2007 03:20:05	Dark	43.500	38	20Eps Sgr	1.8360	11000.	87	26281	No
40	GOM_NL__2PRFIN20070311_032617_000000612056_00176_26282_9489.N1	11-MAR-2007 03:26:17	Dark	60.500	75	26Eps Sco	2.2910	4250.0	121	26282	No
41	GOM_NL__2PRFIN20070311_033203_000000532056_00176_26282_9490.N1	11-MAR-2007 03:32:03	Dark	52.500	131	Gam Lup	2.8000	26000.	105	26282	No
42	GOM_NL__2PRFIN20070311_033430_000000482056_00176_26282_9491.N1	11-MAR-2007 03:34:30	Dark	48.000	78	Alp Lup	2.3040	28000.	96	26282	No



43	GOM_NL__2PRFIN20070311_033611_000000422056_00176_26282_9492.N1	11-MAR-2007 03:36:11	Dark	42.000	77	Eps Cen	2.3030	28000.	84	26282	No
44	GOM_NL__2PRFIN20070311_033912_000000432056_00176_26282_9493.N1	11-MAR-2007 03:39:12	Straylight	43.000	64	Gam Cen	2.2000	10600.	86	26282	No
45	GOM_NL__2PRFIN20070311_034111_000000522056_00176_26282_9494.N1	11-MAR-2007 03:41:11	Straylight	51.500	123	lot Cen	2.7500	10200.	103	26282	No
46	GOM_NL__2PRFIN20070311_034809_000000542056_00176_26282_9495.N1	11-MAR-2007 03:48:09	Straylight	54.000	171	2Eps Crv	3.0010	4250.0	108	26282	No
47	GOM_NL__2PRFIN20070311_040153_000000402056_00176_26282_9496.N1	11-MAR-2007 04:01:53	Bright	40.000	51	41Gam1Leo	2.0100	4500.0	80	26282	No
48	GOM_NL__2PRFIN20070311_041003_000000412056_00176_26282_9497.N1	11-MAR-2007 04:10:03	Bright	40.500	174	52Psi UMa	3.0040	4400.0	81	26282	No
49	GOM_NL__2PRFIN20070311_041307_000000392056_00176_26282_9498.N1	11-MAR-2007 04:13:07	Bright	38.500	82	48Bet UMa	2.3650	10600.	77	26282	No
50	GOM_NL__2PRFIN20070311_041434_000000402056_00176_26282_9499.N1	11-MAR-2007 04:14:34	Bright	39.500	36	50Alp UMa	1.8000	6300.0	79	26282	No
51	GOM_NL__2PRFIN20070311_041644_000000472056_00176_26282_9500.N1	11-MAR-2007 04:16:44	Bright	47.000	32	77Eps UMa	1.7630	11000.	94	26282	No
52	GOM_NL__2PRFIN20070311_042145_000000492056_00176_26282_9501.N1	11-MAR-2007 04:21:45	Bright	48.500	60	7Bet UMi	2.0810	3950.0	97	26282	No
53	GOM_NL__2PRFIN20070311_042606_000000452056_00176_26282_9502.N1	11-MAR-2007 04:26:06	Bright	45.000	119	14Eta Dra	2.7270	4700.0	90	26282	No
54	GOM_NL__2PRFIN20070311_043439_000000382056_00176_26282_9503.N1	11-MAR-2007 04:34:39	Bright	37.500	144	18Del Cyg	2.8600	11000.	75	26282	No
55	GOM_NL__2PRFIN20070311_043645_000000482056_00176_26282_9504.N1	11-MAR-2007 04:36:45	Bright	47.500	5	3Alp Lyr	0.033000	11000.	95	26282	No
56	GOM_NL__2PRFIN20070311_044512_000000492056_00176_26282_9505.N1	11-MAR-2007 04:45:12	Tw_i_and_stray	48.500	168	17Zet Aql	2.9860	11000.	97	26282	No
57	GOM_NL__2PRFIN20070311_045523_000000442056_00176_26282_9506.N1	11-MAR-2007 04:55:23	Dark	43.500	155	41Pi Sgr	2.9000	6600.0	87	26282	No
58	GOM_NL__2PRFIN20070311_045721_000000452056_00176_26282_9507.N1	11-MAR-2007 04:57:21	Dark	44.500	57	34Sig Sgr	2.0660	26000.	89	26282	No
59	GOM_NL__2PRFIN20070311_050041_000000462056_00176_26282_9508.N1	11-MAR-2007 05:00:41	Dark	45.500	38	20Eps Sgr	1.8360	11000.	91	26282	No
60	GOM_NL__2PRFIN20070311_064732_000000612056_00178_26284_9509.N1	11-MAR-2007 06:47:32	Dark	61.000	75	26Eps Sco	2.2910	4250.0	122	26284	No
61	GOM_NL__2PRFIN20070311_065317_000000532056_00178_26284_9510.N1	11-MAR-2007 06:53:17	Dark	52.500	131	Gam Lup	2.8000	26000.	105	26284	No
62	GOM_NL__2PRFIN20070311_065544_000000532056_00178_26284_9511.N1	11-MAR-2007 06:55:44	Dark	52.500	78	Alp Lup	2.3040	28000.	105	26284	No
63	GOM_NL__2PRFIN20070311_065724_000000432056_00178_26284_9512.N1	11-MAR-2007 06:57:24	Dark	43.000	77	Eps Cen	2.3030	28000.	86	26284	No
64	GOM_NL__2PRFIN20070311_070025_000000412056_00178_26284_9513.N1	11-MAR-2007 07:00:25	Straylight	40.500	64	Gam Cen	2.2000	10600.	81	26284	No
65	GOM_NL__2PRFIN20070311_070225_000000502056_00178_26284_9514.N1	11-MAR-2007 07:02:25	Straylight	50.000	123	lot Cen	2.7500	10200.	100	26284	No
66	GOM_NL__2PRFIN20070311_070921_000000542056_00178_26284_9515.N1	11-MAR-2007 07:09:21	Straylight	54.000	171	2Eps Crv	3.0010	4250.0	108	26284	No
67	GOM_NL__2PRFIN20070311_071110_000000272056_00178_26284_9516.N1	11-MAR-2007 07:11:10	Straylight	26.500	100	4Gam Crv	2.5800	13100.	53	26284	No
68	GOM_NL__2PRFIN20070311_072305_000000392056_00178_26284_9517.N1	11-MAR-2007 07:23:05	Bright	38.500	51	41Gam1Leo	2.0100	4500.0	77	26284	No
69	GOM_NL__2PRFIN20070311_073114_000000402056_00178_26284_9518.N1	11-MAR-2007 07:31:14	Bright	40.000	174	52Psi UMa	3.0040	4400.0	80	26284	No
70	GOM_NL__2PRFIN20070311_073418_000000392056_00178_26284_9519.N1	11-MAR-2007 07:34:18	Bright	38.500	82	48Bet UMa	2.3650	10600.	77	26284	No
71	GOM_NL__2PRFIN20070311_073545_000000392056_00178_26284_9520.N1	11-MAR-2007 07:35:45	Bright	38.500	36	50Alp UMa	1.8000	6300.0	77	26284	No
72	GOM_NL__2PRFIN20070311_073755_000000462056_00178_26284_9521.N1	11-MAR-2007 07:37:55	Bright	46.000	32	77Eps UMa	1.7630	11000.	92	26284	No
73	GOM_NL__2PRFIN20070311_074256_000000382056_00178_26284_9522.N1	11-MAR-2007 07:42:56	Bright	38.000	60	7Bet UMi	2.0810	3950.0	76	26284	No
74	GOM_NL__2PRFIN20070311_074717_000000482056_00178_26284_9523.N1	11-MAR-2007 07:47:17	Bright	48.000	119	14Eta Dra	2.7270	4700.0	96	26284	No
75	GOM_NL__2PRFIN20070311_075551_000000562056_00178_26284_9524.N1	11-MAR-2007 07:55:51	Bright	56.000	144	18Del Cyg	2.8600	11000.	112	26284	No
76	GOM_NL__2PRFIN20070311_075757_000000502056_00178_26284_9525.N1	11-MAR-2007 07:57:57	Bright	49.500	5	3Alp Lyr	0.033000	11000.	99	26284	No
77	GOM_NL__2PRFIN20070311_080625_000000452056_00178_26284_9526.N1	11-MAR-2007 08:06:25	Tw_i_and_stray	45.000	168	17Zet Aql	2.9860	11000.	90	26284	No
78	GOM_NL__2PRFIN20070311_081637_000000462056_00178_26284_9527.N1	11-MAR-2007 08:16:37	Dark	45.500	155	41Pi Sgr	2.9000	6600.0	91	26284	No
79	GOM_NL__2PRFIN20070311_081834_000000452056_00178_26284_9528.N1	11-MAR-2007 08:18:34	Dark	44.500	57	34Sig Sgr	2.0660	26000.	89	26284	No
80	GOM_NL__2PRFIN20070311_082155_000000452056_00178_26284_9529.N1	11-MAR-2007 08:21:55	Dark	45.000	38	20Eps Sgr	1.8360	11000.	90	26284	No
81	GOM_NL__2PRFIN20070311_082809_000000592056_00179_26285_9524.N1	11-MAR-2007 08:28:09	Dark	58.500	75	26Eps Sco	2.2910	4250.0	117	26285	No
82	GOM_NL__2PRFIN20070311_083354_000000522056_00179_26285_9525.N1	11-MAR-2007 08:33:54	Dark	51.500	131	Gam Lup	2.8000	26000.	103	26285	No
83	GOM_NL__2PRFIN20070311_083621_000000472056_00179_26285_9526.N1	11-MAR-2007 08:36:21	Dark	46.500	78	Alp Lup	2.3040	28000.	93	26285	No
84	GOM_NL__2PRFIN20070311_083801_000000422056_00179_26285_9527.N1	11-MAR-2007 08:38:01	Dark	42.000	77	Eps Cen	2.3030	28000.	84	26285	No
85	GOM_NL__2PRFIN20070311_084101_000000422056_00179_26285_9528.N1	11-MAR-2007 08:41:01	Straylight	41.500	64	Gam Cen	2.2000	10600.	83	26285	No
86	GOM_NL__2PRFIN20070311_084301_000000512056_00179_26285_9529.N1	11-MAR-2007 08:43:01	Straylight	50.500	123	lot Cen	2.7500	10200.	101	26285	No
87	GOM_NL__2PRFIN20070311_084957_000000522056_00179_26285_9530.N1	11-MAR-2007 08:49:57	Straylight	52.000	171	2Eps Crv	3.0010	4250.0	104	26285	No
88	GOM_NL__2PRFIN20070311_085146_000000272056_00179_26285_9531.N1	11-MAR-2007 08:51:46	Straylight	26.500	100	4Gam Crv	2.5800	13100.	53	26285	No
89	GOM_NL__2PRFIN20070311_090341_000000402056_00179_26285_9532.N1	11-MAR-2007 09:03:41	Bright	39.500	51	41Gam1Leo	2.0100	4500.0	79	26285	No
90	GOM_NL__2PRFIN20070311_091149_000000412056_00179_26285_9533.N1	11-MAR-2007 09:11:49	Bright	41.000	174	52Psi UMa	3.0040	4400.0	82	26285	No
91	GOM_NL__2PRFIN20070311_091454_000000392056_00179_26285_9534.N1	11-MAR-2007 09:14:54	Bright	38.500	82	48Bet UMa	2.3650	10600.	77	26285	No
92	GOM_NL__2PRFIN20070311_091621_000000402056_00179_26285_9535.N1	11-MAR-2007 09:16:21	Bright	40.000	36	50Alp UMa	1.8000	6300.0	80	26285	No
93	GOM_NL__2PRFIN20070311_091830_000000462056_00179_26285_9536.N1	11-MAR-2007 09:18:30	Bright	45.500	32	77Eps UMa	1.7630	11000.	91	26285	No
94	GOM_NL__2PRFIN20070311_092332_000000412056_00179_26285_9537.N1	11-MAR-2007 09:23:32	Bright	40.500	60	7Bet UMi	2.0810	3950.0	81	26285	No
95	GOM_NL__2PRFIN20070311_092752_000000452056_00179_26285_9538.N1	11-MAR-2007 09:27:52	Bright	45.000	119	14Eta Dra	2.7270	4700.0	90	26285	No
96	GOM_NL__2PRFIN20070311_093627_000000562056_00179_26285_9539.N1	11-MAR-2007 09:36:27	Bright	56.000	144	18Del Cyg	2.8600	11000.	112	26285	No
97	GOM_NL__2PRFIN20070311_093833_000000512056_00179_26285_9540.N1	11-MAR-2007 09:38:33	Bright	50.500	5	3Alp Lyr	0.033000	11000.	101	26285	No
98	GOM_NL__2PRFIN20070311_094701_000000502056_00179_26285_9541.N1	11-MAR-2007 09:47:01	Tw_i_and_stray	49.500	168	17Zet Aql	2.9860	11000.	99	26285	No
99	GOM_NL__2PRFIN20070311_095713_000000452056_00179_26285_9542.N1	11-MAR-2007 09:57:13	Dark	44.500	155	41Pi Sgr	2.9000	6600.0	89	26285	No
100	GOM_NL__2PRFIN20070311_095911_000000452056_00179_26285_9543.N1	11-MAR-2007 09:59:11	Dark	45.000	57	34Sig Sgr	2.0660	26000.	90	26285	No
101	GOM_NL__2PRFIN20070311_100232_000000492056_00179_26285_9544.N1	11-MAR-2007 10:02:32	Dark	49.000	38	20Eps Sgr	1.8360	11000.	98	26285	No

102	GOM_NL__2PRFIN20070311_100846_000000682056_00180_26286_9535.N1	11-MAR-2007 10:08:46	Dark	67.500	75	26Eps Sco	2.2910	4250.0	135	26286	No
103	GOM_NL__2PRFIN20070311_101431_000000522056_00180_26286_9536.N1	11-MAR-2007 10:14:31	Dark	52.000	131	Gam Lup	2.8000	26000.	104	26286	No
104	GOM_NL__2PRFIN20070311_101657_000000492056_00180_26286_9537.N1	11-MAR-2007 10:16:57	Dark	49.000	78	Alp Lup	2.3040	28000.	98	26286	No
105	GOM_NL__2PRFIN20070311_101837_000000422056_00180_26286_9538.N1	11-MAR-2007 10:18:37	Dark	41.500	77	Eps Cen	2.3030	28000.	83	26286	No
106	GOM_NL__2PRFIN20070311_102138_000000432056_00180_26286_9539.N1	11-MAR-2007 10:21:38	Straylight	42.500	64	Gam Cen	2.2000	10600.	85	26286	No
107	GOM_NL__2PRFIN20070311_102338_000000522056_00180_26286_9540.N1	11-MAR-2007 10:23:38	Straylight	51.500	123	lot Cen	2.7500	10200.	103	26286	No
108	GOM_NL__2PRFIN20070311_103033_000000532056_00180_26286_9541.N1	11-MAR-2007 10:30:33	Straylight	52.500	171	2Eps Crv	3.0010	4250.0	105	26286	No
109	GOM_NL__2PRFIN20070311_103223_000000332056_00180_26286_9542.N1	11-MAR-2007 10:32:23	Straylight	32.500	100	4Gam Crv	2.5800	13100.	65	26286	No
110	GOM_NL__2PRFIN20070311_104416_000000402056_00180_26286_9543.N1	11-MAR-2007 10:44:16	Bright	40.000	51	41Gam1Leo	2.0100	4500.0	80	26286	No
111	GOM_NL__2PRFIN20070311_105225_000000402056_00180_26286_9544.N1	11-MAR-2007 10:52:25	Bright	40.000	174	52Psi UMa	3.0040	4400.0	80	26286	No
112	GOM_NL__2PRFIN20070311_105529_000000382056_00180_26286_9545.N1	11-MAR-2007 10:55:29	Bright	38.000	82	48Bet UMa	2.3650	10600.	76	26286	No
113	GOM_NL__2PRFIN20070311_105656_000000392056_00180_26286_9546.N1	11-MAR-2007 10:56:56	Bright	39.000	36	50Alp UMa	1.8000	6300.0	78	26286	No
114	GOM_NL__2PRFIN20070311_105905_000000482056_00180_26286_9547.N1	11-MAR-2007 10:59:05	Bright	47.500	32	77Eps UMa	1.7630	11000.	95	26286	No
115	GOM_NL__2PRFIN20070311_110407_000000402056_00180_26286_9548.N1	11-MAR-2007 11:04:07	Bright	39.500	60	7Bet UMi	2.0810	3950.0	79	26286	No
116	GOM_NL__2PRFIN20070311_110828_000000472056_00180_26286_9549.N1	11-MAR-2007 11:08:28	Bright	47.000	119	14Eta Dra	2.7270	4700.0	94	26286	No
117	GOM_NL__2PRFIN20070311_111702_000000372056_00180_26286_9550.N1	11-MAR-2007 11:17:02	Bright	37.000	144	18Del Cyg	2.8600	11000.	74	26286	No
118	GOM_NL__2PRFIN20070311_111909_000000502056_00180_26286_9551.N1	11-MAR-2007 11:19:09	Bright	50.000	5	3Alp Lyr	0.033000	11000.	100	26286	No
119	GOM_NL__2PRFIN20070311_112738_000000492056_00180_26286_9552.N1	11-MAR-2007 11:27:38	Tw_i_and_stray	48.500	168	17Zet Aql	2.9860	11000.	97	26286	No
120	GOM_NL__2PRFIN20070311_113750_000000472056_00180_26286_9553.N1	11-MAR-2007 11:37:50	Dark	46.500	155	41Pi Sgr	2.9000	6600.0	93	26286	No
121	GOM_NL__2PRFIN20070311_113947_000000462056_00180_26286_9554.N1	11-MAR-2007 11:39:47	Dark	45.500	57	34Sig Sgr	2.0660	26000.	91	26286	No
122	GOM_NL__2PRFIN20070311_114308_000000452056_00180_26286_9555.N1	11-MAR-2007 11:43:08	Dark	44.500	38	20Eps Sgr	1.8360	11000.	89	26286	No
123	GOM_NL__2PRFIN20070311_114923_000000542056_00181_26287_9555.N1	11-MAR-2007 11:49:23	Dark	53.500	75	26Eps Sco	2.2910	4250.0	107	26287	No
124	GOM_NL__2PRFIN20070311_115508_000000542056_00181_26287_9556.N1	11-MAR-2007 11:55:08	Dark	53.500	131	Gam Lup	2.8000	26000.	107	26287	No
125	GOM_NL__2PRFIN20070311_115734_000000492056_00181_26287_9557.N1	11-MAR-2007 11:57:34	Dark	48.500	78	Alp Lup	2.3040	28000.	97	26287	No
126	GOM_NL__2PRFIN20070311_115914_000000412056_00181_26287_9558.N1	11-MAR-2007 11:59:14	Dark	41.000	77	Eps Cen	2.3030	28000.	82	26287	No
127	GOM_NL__2PRFIN20070311_120214_000000412056_00181_26287_9559.N1	11-MAR-2007 12:02:14	Straylight	41.000	64	Gam Cen	2.2000	10600.	82	26287	No
128	GOM_NL__2PRFIN20070311_120414_000000512056_00181_26287_9560.N1	11-MAR-2007 12:04:14	Straylight	51.000	123	lot Cen	2.7500	10200.	102	26287	No
129	GOM_NL__2PRFIN20070311_121109_000000502056_00181_26287_9561.N1	11-MAR-2007 12:11:09	Straylight	49.500	171	2Eps Crv	3.0010	4250.0	99	26287	No
130	GOM_NL__2PRFIN20070311_121258_000000332056_00181_26287_9562.N1	11-MAR-2007 12:12:58	Straylight	32.500	100	4Gam Crv	2.5800	13100.	65	26287	No
131	GOM_NL__2PRFIN20070311_122452_000000392056_00181_26287_9563.N1	11-MAR-2007 12:24:52	Bright	39.000	51	41Gam1Leo	2.0100	4500.0	78	26287	No
132	GOM_NL__2PRFIN20070311_123300_000000402056_00181_26287_9564.N1	11-MAR-2007 12:33:00	Bright	40.000	174	52Psi UMa	3.0040	4400.0	80	26287	No
133	GOM_NL__2PRFIN20070311_123605_000000392056_00181_26287_9565.N1	11-MAR-2007 12:36:05	Bright	38.500	82	48Bet UMa	2.3650	10600.	77	26287	No
134	GOM_NL__2PRFIN20070311_123732_000000392056_00181_26287_9566.N1	11-MAR-2007 12:37:32	Bright	39.000	36	50Alp UMa	1.8000	6300.0	78	26287	No
135	GOM_NL__2PRFIN20070311_123940_000000482056_00181_26287_9567.N1	11-MAR-2007 12:39:40	Bright	47.500	32	77Eps UMa	1.7630	11000.	95	26287	No
136	GOM_NL__2PRFIN20070311_124442_000000382056_00181_26287_9568.N1	11-MAR-2007 12:44:42	Bright	37.500	60	7Bet UMi	2.0810	3950.0	75	26287	No
137	GOM_NL__2PRFIN20070311_124903_000000442056_00181_26287_9569.N1	11-MAR-2007 12:49:03	Bright	43.500	119	14Eta Dra	2.7270	4700.0	87	26287	No
138	GOM_NL__2PRFIN20070311_125738_000000382056_00181_26287_9570.N1	11-MAR-2007 12:57:38	Bright	38.000	144	18Del Cyg	2.8600	11000.	76	26287	No
139	GOM_NL__2PRFIN20070311_125945_000000512056_00181_26287_9571.N1	11-MAR-2007 12:59:45	Bright	50.500	5	3Alp Lyr	0.033000	11000.	101	26287	No
140	GOM_NL__2PRFIN20070311_130814_000000492056_00181_26287_9572.N1	11-MAR-2007 13:08:14	Tw_i_and_stray	48.500	168	17Zet Aql	2.9860	11000.	97	26287	No
141	GOM_NL__2PRFIN20070311_131826_000000432056_00181_26287_9573.N1	11-MAR-2007 13:18:26	Dark	42.500	155	41Pi Sgr	2.9000	6600.0	85	26287	No
142	GOM_NL__2PRFIN20070311_132024_000000442056_00181_26287_9574.N1	11-MAR-2007 13:20:24	Dark	43.500	57	34Sig Sgr	2.0660	26000.	87	26287	No
143	GOM_NL__2PRFIN20070311_132345_000000452056_00181_26287_9575.N1	11-MAR-2007 13:23:45	Dark	44.500	38	20Eps Sgr	1.8360	11000.	89	26287	No
144	GOM_NL__2PRFIN20070311_133001_000000552056_00182_26288_9569.N1	11-MAR-2007 13:30:01	Dark	55.000	75	26Eps Sco	2.2910	4250.0	110	26288	No
145	GOM_NL__2PRFIN20070311_133545_000000532056_00182_26288_9570.N1	11-MAR-2007 13:35:45	Dark	53.000	131	Gam Lup	2.8000	26000.	106	26288	No
146	GOM_NL__2PRFIN20070311_133811_000000472056_00182_26288_9571.N1	11-MAR-2007 13:38:11	Dark	46.500	78	Alp Lup	2.3040	28000.	93	26288	No
147	GOM_NL__2PRFIN20070311_133950_000000422056_00182_26288_9572.N1	11-MAR-2007 13:39:50	Dark	42.000	77	Eps Cen	2.3030	28000.	84	26288	No
148	GOM_NL__2PRFIN20070311_134250_000000412056_00182_26288_9573.N1	11-MAR-2007 13:42:50	Straylight	40.500	64	Gam Cen	2.2000	10600.	81	26288	No
149	GOM_NL__2PRFIN20070311_134451_000000522056_00182_26288_9574.N1	11-MAR-2007 13:44:51	Straylight	51.500	123	lot Cen	2.7500	10200.	103	26288	No
150	GOM_NL__2PRFIN20070311_135104_000000272056_00182_26288_9575.N1	11-MAR-2007 13:51:04	Straylight	26.500	106	9Bet Crv	2.6480	5600.0	53	26288	No
151	GOM_NL__2PRFIN20070311_135335_000000392056_00182_26288_9576.N1	11-MAR-2007 13:53:35	Straylight	39.000	100	4Gam Crv	2.5800	13100.	78	26288	No
152	GOM_NL__2PRFIN20070311_140528_000000392056_00182_26288_9577.N1	11-MAR-2007 14:05:28	Bright	39.000	51	41Gam1Leo	2.0100	4500.0	78	26288	No
153	GOM_NL__2PRFIN20070311_141336_000000422056_00182_26288_9578.N1	11-MAR-2007 14:13:36	Bright	41.500	174	52Psi UMa	3.0040	4400.0	83	26288	No
154	GOM_NL__2PRFIN20070311_141640_000000392056_00182_26288_9579.N1	11-MAR-2007 14:16:40	Bright	38.500	82	48Bet UMa	2.3650	10600.	77	26288	No
155	GOM_NL__2PRFIN20070311_141808_000000392056_00182_26288_9580.N1	11-MAR-2007 14:18:08	Bright	38.500	36	50Alp UMa	1.8000	6300.0	77	26288	No
156	GOM_NL__2PRFIN20070311_142015_000000692056_00182_26288_9581.N1	11-MAR-2007 14:20:15	Bright	69.000	32	77Eps UMa	1.7630	11000.	138	26288	No
157	GOM_NL__2PRFIN20070311_142518_000000412056_00182_26288_9582.N1	11-MAR-2007 14:25:18	Bright	40.500	60	7Bet UMi	2.0810	3950.0	81	26288	No
158	GOM_NL__2PRFIN20070311_142938_000000462056_00182_26288_9583.N1	11-MAR-2007 14:29:38	Bright	45.500	119	14Eta Dra	2.7270	4700.0	91	26288	No
159	GOM_NL__2PRFIN20070311_143814_000000562056_00182_26288_9584.N1	11-MAR-2007 14:38:14	Bright	56.000	144	18Del Cyg	2.8600	11000.	112	26288	No
160	GOM_NL__2PRFIN20070311_144020_000000502056_00182_26288_9585.N1	11-MAR-2007 14:40:20	Bright	49.500	5	3Alp Lyr	0.033000	11000.	99	26288	No

161	GOM_NL__2PRFIN20070311_144850_000000502056_00182_26288_9586.N1	11-MAR-2007 14:48:50	Twilight	50.000	168	17Zet Aql	2.9860	11000.	100	26288	No
162	GOM_NL__2PRFIN20070311_145903_000000432056_00182_26288_9587.N1	11-MAR-2007 14:59:03	Dark	43.000	155	41Pi Sgr	2.9000	6600.0	86	26288	No
163	GOM_NL__2PRFIN20070311_150101_000000432056_00182_26288_9588.N1	11-MAR-2007 15:01:01	Dark	43.000	57	34Sig Sgr	2.0660	26000.	86	26288	No
164	GOM_NL__2PRFIN20070311_150422_000000452056_00182_26288_9589.N1	11-MAR-2007 15:04:22	Dark	44.500	38	20Eps Sgr	1.8360	11000.	89	26288	No
165	GOM_NL__2PRFIN20070311_151038_000000622056_00183_26289_9584.N1	11-MAR-2007 15:10:38	Dark	61.500	75	26Eps Sco	2.2910	4250.0	123	26289	No
166	GOM_NL__2PRFIN20070311_151623_000000542056_00183_26289_9585.N1	11-MAR-2007 15:16:23	Dark	53.500	131	Gam Lup	2.8000	26000.	107	26289	No
167	GOM_NL__2PRFIN20070311_151848_000000492056_00183_26289_9586.N1	11-MAR-2007 15:18:48	Dark	48.500	78	Alp Lup	2.3040	28000.	97	26289	No
168	GOM_NL__2PRFIN20070311_152027_000000422056_00183_26289_9587.N1	11-MAR-2007 15:20:27	Dark	41.500	77	Eps Cen	2.3030	28000.	83	26289	No
169	GOM_NL__2PRFIN20070311_152327_000000422056_00183_26289_9588.N1	11-MAR-2007 15:23:27	Straylight	41.500	64	Gam Cen	2.2000	10600.	83	26289	No
170	GOM_NL__2PRFIN20070311_152528_000000522056_00183_26289_9589.N1	11-MAR-2007 15:25:28	Straylight	52.000	123	lot Cen	2.7500	10200.	104	26289	No
171	GOM_NL__2PRFIN20070311_153140_000000272056_00183_26289_9590.N1	11-MAR-2007 15:31:40	Straylight	27.000	106	9Bet Crv	2.6480	5600.0	54	26289	No
172	GOM_NL__2PRFIN20070311_153411_000000392056_00183_26289_9591.N1	11-MAR-2007 15:34:11	Straylight	39.000	100	4Gam Crv	2.5800	13100.	78	26289	No
173	GOM_NL__2PRFIN20070311_154604_000000392056_00183_26289_9592.N1	11-MAR-2007 15:46:04	Bright	39.000	51	41Gam1Leo	2.0100	4500.0	78	26289	No
174	GOM_NL__2PRFIN20070311_155411_000000392056_00183_26289_9593.N1	11-MAR-2007 15:54:11	Bright	39.000	174	52Psi UMa	3.0040	4400.0	78	26289	No
175	GOM_NL__2PRFIN20070311_155716_000000382056_00183_26289_9594.N1	11-MAR-2007 15:57:16	Bright	38.000	82	48Bet UMa	2.3650	10600.	76	26289	No
176	GOM_NL__2PRFIN20070311_155843_000000372056_00183_26289_9595.N1	11-MAR-2007 15:58:43	Bright	36.500	36	50Alp UMa	1.8000	6300.0	73	26289	No
177	GOM_NL__2PRFIN20070311_160050_000000632056_00183_26289_9596.N1	11-MAR-2007 16:00:50	Bright	62.500	32	77Eps UMa	1.7630	11000.	125	26289	No
178	GOM_NL__2PRFIN20070311_160554_000000592056_00183_26289_9597.N1	11-MAR-2007 16:05:54	Bright	59.000	60	7Bet UMi	2.0810	3950.0	118	26289	No
179	GOM_NL__2PRFIN20070311_161014_000000472056_00183_26289_9598.N1	11-MAR-2007 16:10:14	Bright	46.500	119	14Eta Dra	2.7270	4700.0	93	26289	No
180	GOM_NL__2PRFIN20070311_161850_000000372056_00183_26289_9599.N1	11-MAR-2007 16:18:50	Bright	36.500	144	18Del Cyg	2.8600	11000.	73	26289	No
181	GOM_NL__2PRFIN20070311_162056_000000512056_00183_26289_9600.N1	11-MAR-2007 16:20:56	Bright	50.500	5	3Alp Lyr	0.033000	11000.	101	26289	No
182	GOM_NL__2PRFIN20070311_162927_000000502056_00183_26289_9601.N1	11-MAR-2007 16:29:27	Twilight	49.500	168	17Zet Aql	2.9860	11000.	99	26289	No
183	GOM_NL__2PRFIN20070311_163939_000000422056_00183_26289_9602.N1	11-MAR-2007 16:39:39	Dark	42.000	155	41Pi Sgr	2.9000	6600.0	84	26289	No
184	GOM_NL__2PRFIN20070311_164137_000000442056_00183_26289_9603.N1	11-MAR-2007 16:41:37	Dark	44.000	57	34Sig Sgr	2.0660	26000.	88	26289	No
185	GOM_NL__2PRFIN20070311_164459_000000522056_00183_26289_9604.N1	11-MAR-2007 16:44:59	Dark	51.500	38	20Eps Sgr	1.8360	11000.	103	26289	No
186	GOM_NL__2PRFIN20070311_165115_000000612056_00184_26290_9599.N1	11-MAR-2007 16:51:15	Dark	60.500	75	26Eps Sco	2.2910	4250.0	121	26290	No
187	GOM_NL__2PRFIN20070311_165700_000000532056_00184_26290_9600.N1	11-MAR-2007 16:57:00	Dark	52.500	131	Gam Lup	2.8000	26000.	105	26290	No
188	GOM_NL__2PRFIN20070311_165925_000000482056_00184_26290_9601.N1	11-MAR-2007 16:59:25	Dark	47.500	78	Alp Lup	2.3040	28000.	95	26290	No
189	GOM_NL__2PRFIN20070311_170104_000000432056_00184_26290_9602.N1	11-MAR-2007 17:01:04	Dark	42.500	77	Eps Cen	2.3030	28000.	85	26290	No
190	GOM_NL__2PRFIN20070311_170403_000000432056_00184_26290_9603.N1	11-MAR-2007 17:04:03	Straylight	43.000	64	Gam Cen	2.2000	10600.	86	26290	No
191	GOM_NL__2PRFIN20070311_170604_000000542056_00184_26290_9604.N1	11-MAR-2007 17:06:04	Straylight	53.500	123	lot Cen	2.7500	10200.	107	26290	No
192	GOM_NL__2PRFIN20070311_171216_000000322056_00184_26290_9605.N1	11-MAR-2007 17:12:16	Straylight	32.000	106	9Bet Crv	2.6480	5600.0	64	26290	No
193	GOM_NL__2PRFIN20070311_171447_000000442056_00184_26290_9606.N1	11-MAR-2007 17:14:47	Straylight	44.000	100	4Gam Crv	2.5800	13100.	88	26290	No
194	GOM_NL__2PRFIN20070311_172640_000000392056_00184_26290_9607.N1	11-MAR-2007 17:26:40	Bright	39.000	51	41Gam1Leo	2.0100	4500.0	78	26290	No
195	GOM_NL__2PRFIN20070311_173447_000000412056_00184_26290_9608.N1	11-MAR-2007 17:34:47	Bright	41.000	174	52Psi UMa	3.0040	4400.0	82	26290	No
196	GOM_NL__2PRFIN20070311_173752_000000392056_00184_26290_9609.N1	11-MAR-2007 17:37:52	Bright	38.500	82	48Bet UMa	2.3650	10600.	77	26290	No
197	GOM_NL__2PRFIN20070311_173919_000000392056_00184_26290_9610.N1	11-MAR-2007 17:39:19	Bright	39.000	36	50Alp UMa	1.8000	6300.0	78	26290	No
198	GOM_NL__2PRFIN20070311_174126_000000462056_00184_26290_9611.N1	11-MAR-2007 17:41:26	Bright	46.000	32	77Eps UMa	1.7630	11000.	92	26290	No
199	GOM_NL__2PRFIN20070311_174629_000000412056_00184_26290_9612.N1	11-MAR-2007 17:46:29	Bright	41.000	60	7Bet UMi	2.0810	3950.0	82	26290	No
200	GOM_NL__2PRFIN20070311_175049_000000462056_00184_26290_9613.N1	11-MAR-2007 17:50:49	Bright	46.000	119	14Eta Dra	2.7270	4700.0	92	26290	No
201	GOM_NL__2PRFIN20070311_175926_000000372056_00184_26290_9614.N1	11-MAR-2007 17:59:26	Bright	37.000	144	18Del Cyg	2.8600	11000.	74	26290	No
202	GOM_NL__2PRFIN20070311_180132_000000502056_00184_26290_9615.N1	11-MAR-2007 18:01:32	Bright	49.500	5	3Alp Lyr	0.033000	11000.	99	26290	No
203	GOM_NL__2PRFIN20070311_181003_000000492056_00184_26290_9616.N1	11-MAR-2007 18:10:03	Twilight	48.500	168	17Zet Aql	2.9860	11000.	97	26290	No
204	GOM_NL__2PRFIN20070311_182016_000000462056_00184_26290_9617.N1	11-MAR-2007 18:20:16	Dark	45.500	155	41Pi Sgr	2.9000	6600.0	91	26290	No
205	GOM_NL__2PRFIN20070311_182214_000000472056_00184_26290_9618.N1	11-MAR-2007 18:22:14	Dark	46.500	57	34Sig Sgr	2.0660	26000.	93	26290	No
206	GOM_NL__2PRFIN20070311_182536_000000552056_00184_26290_9619.N1	11-MAR-2007 18:25:36	Dark	54.500	38	20Eps Sgr	1.8360	11000.	109	26290	No
207	GOM_NL__2PRFIN20070311_183153_000000562056_00185_26291_9609.N1	11-MAR-2007 18:31:53	Dark	55.500	75	26Eps Sco	2.2910	4250.0	111	26291	No
208	GOM_NL__2PRFIN20070311_183737_000000522056_00185_26291_9610.N1	11-MAR-2007 18:37:37	Dark	52.000	131	Gam Lup	2.8000	26000.	104	26291	No
209	GOM_NL__2PRFIN20070311_184001_000000462056_00185_26291_9611.N1	11-MAR-2007 18:40:01	Dark	46.000	78	Alp Lup	2.3040	28000.	92	26291	No
210	GOM_NL__2PRFIN20070311_184140_000000432056_00185_26291_9612.N1	11-MAR-2007 18:41:40	Dark	42.500	77	Eps Cen	2.3030	28000.	85	26291	No
211	GOM_NL__2PRFIN20070311_184440_000000442056_00185_26291_9613.N1	11-MAR-2007 18:44:40	Straylight	43.500	64	Gam Cen	2.2000	10600.	87	26291	No
212	GOM_NL__2PRFIN20070311_184641_000000522056_00185_26291_9614.N1	11-MAR-2007 18:46:41	Straylight	52.000	123	lot Cen	2.7500	10200.	104	26291	No
213	GOM_NL__2PRFIN20070311_185253_000000322056_00185_26291_9615.N1	11-MAR-2007 18:52:53	Straylight	32.000	106	9Bet Crv	2.6480	5600.0	64	26291	No
214	GOM_NL__2PRFIN20070311_185523_000000442056_00185_26291_9616.N1	11-MAR-2007 18:55:23	Straylight	44.000	100	4Gam Crv	2.5800	13100.	88	26291	No
215	GOM_NL__2PRFIN20070311_190715_000000402056_00185_26291_9617.N1	11-MAR-2007 19:07:15	Bright	39.500	51	41Gam1Leo	2.0100	4500.0	79	26291	No
216	GOM_NL__2PRFIN20070311_191522_000000412056_00185_26291_9618.N1	11-MAR-2007 19:15:22	Bright	40.500	174	52Psi UMa	3.0040	4400.0	81	26291	No
217	GOM_NL__2PRFIN20070311_191827_000000392056_00185_26291_9619.N1	11-MAR-2007 19:18:27	Bright	38.500	82	48Bet UMa	2.3650	10600.	77	26291	No
218	GOM_NL__2PRFIN20070311_191955_000000382056_00185_26291_9620.N1	11-MAR-2007 19:19:55	Bright	37.500	36	50Alp UMa	1.8000	6300.0	75	26291	No
219	GOM_NL__2PRFIN20070311_192201_000000472056_00185_26291_9621.N1	11-MAR-2007 19:22:01	Bright	47.000	32	77Eps UMa	1.7630	11000.	94	26291	No



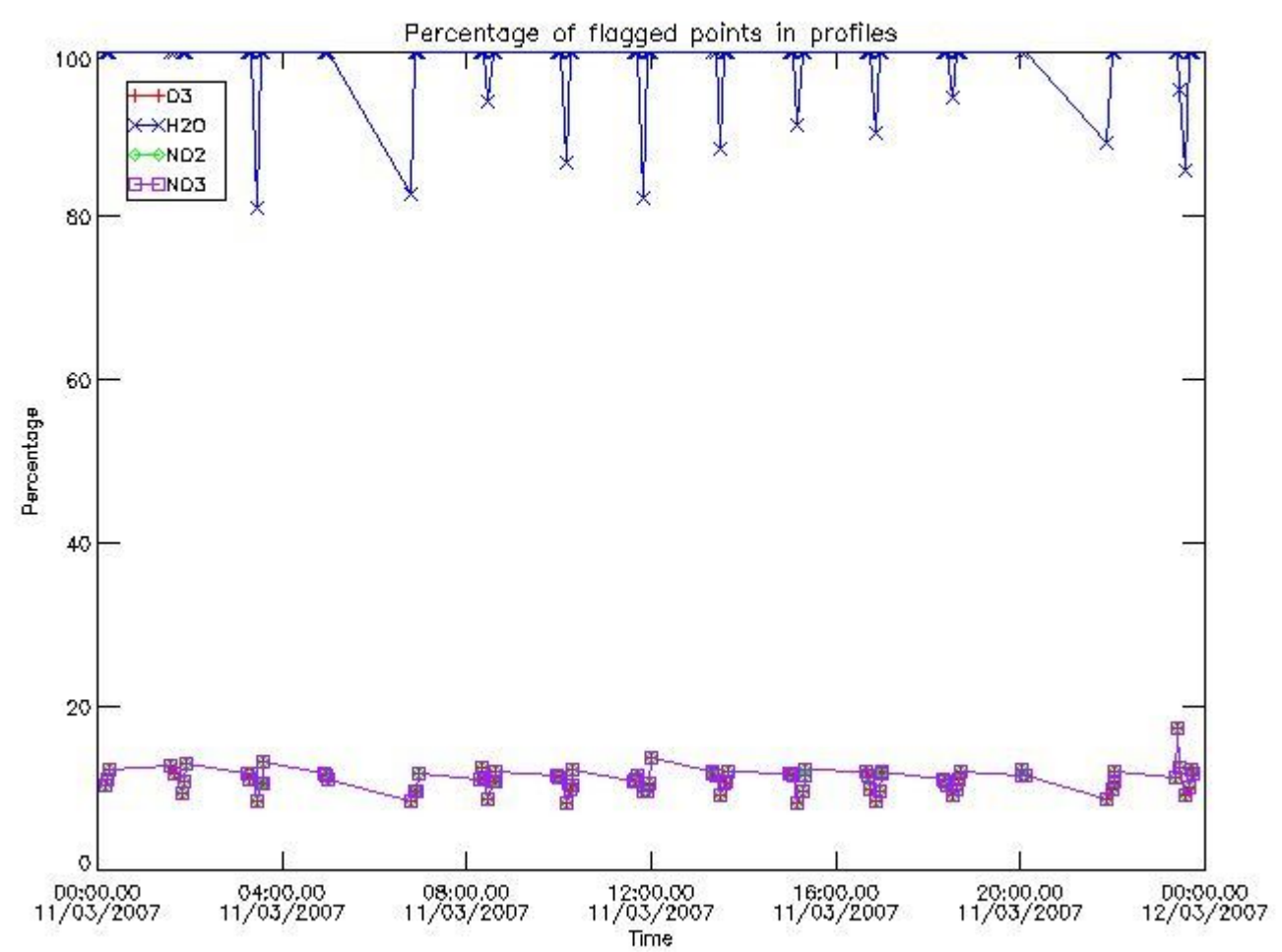
220	GOM_NL__2PRFIN20070311_192705_000000422056_00185_26291_9622.N1	11-MAR-2007 19:27:05	Bright	41.500	60	7Bet UMi	2.0810	3950.0	83	26291	No
221	GOM_NL__2PRFIN20070311_193125_000000472056_00185_26291_9623.N1	11-MAR-2007 19:31:25	Bright	46.500	119	14Eta Dra	2.7270	4700.0	93	26291	No
222	GOM_NL__2PRFIN20070311_194002_000000372056_00185_26291_9624.N1	11-MAR-2007 19:40:02	Bright	37.000	144	18Del Cyg	2.8600	11000.	74	26291	No
223	GOM_NL__2PRFIN20070311_194208_000000472056_00185_26291_9625.N1	11-MAR-2007 19:42:08	Bright	46.500	5	3Alp Lyr	0.033000	11000.	93	26291	No
224	GOM_NL__2PRFIN20070311_195040_000000502056_00185_26291_9626.N1	11-MAR-2007 19:50:40	Twilight	49.500	168	17Zet Aql	2.9860	11000.	99	26291	No
225	GOM_NL__2PRFIN20070311_200053_000000442056_00185_26291_9627.N1	11-MAR-2007 20:00:53	Dark	44.000	155	41Pi Sgr	2.9000	6600.0	88	26291	No
226	GOM_NL__2PRFIN20070311_200251_000000462056_00185_26291_9628.N1	11-MAR-2007 20:02:51	Dark	45.500	57	34Sig Sgr	2.0660	26000.	91	26291	No
227	GOM_NL__2PRFIN20070311_200612_000000442056_00185_26291_9629.N1	11-MAR-2007 20:06:12	Dark	44.000	38	20Eps Sgr	1.8360	11000.	88	26291	No
228	GOM_NL__2PRFIN20070311_215307_000000592056_00187_26293_9641.N1	11-MAR-2007 21:53:07	Dark	59.000	75	26Eps Sco	2.2910	4250.0	118	26293	No
229	GOM_NL__2PRFIN20070311_215851_000000522056_00187_26293_9642.N1	11-MAR-2007 21:58:51	Dark	51.500	131	Gam Lup	2.8000	26000.	103	26293	No
230	GOM_NL__2PRFIN20070311_220115_000000472056_00187_26293_9643.N1	11-MAR-2007 22:01:15	Dark	46.500	78	Alp Lup	2.3040	28000.	93	26293	No
231	GOM_NL__2PRFIN20070311_220253_000000432056_00187_26293_9644.N1	11-MAR-2007 22:02:53	Dark	42.500	77	Eps Cen	2.3030	28000.	85	26293	No
232	GOM_NL__2PRFIN20070311_220553_000000462056_00187_26293_9645.N1	11-MAR-2007 22:05:53	Straylight	45.500	64	Gam Cen	2.2000	10600.	91	26293	No
233	GOM_NL__2PRFIN20070311_220754_000000522056_00187_26293_9646.N1	11-MAR-2007 22:07:54	Straylight	51.500	123	lot Cen	2.7500	10200.	103	26293	No
234	GOM_NL__2PRFIN20070311_221405_000000372056_00187_26293_9647.N1	11-MAR-2007 22:14:05	Straylight	37.000	106	9Bet Crv	2.6480	5600.0	74	26293	No
235	GOM_NL__2PRFIN20070311_221635_000000502056_00187_26293_9648.N1	11-MAR-2007 22:16:35	Straylight	50.000	100	4Gam Crv	2.5800	13100.	100	26293	No
236	GOM_NL__2PRFIN20070311_222827_000000392056_00187_26293_9649.N1	11-MAR-2007 22:28:27	Bright	38.500	51	41Gam1Leo	2.0100	4500.0	77	26293	No
237	GOM_NL__2PRFIN20070311_223633_000000392056_00187_26293_9650.N1	11-MAR-2007 22:36:33	Bright	38.500	174	52Psi UMa	3.0040	4400.0	77	26293	No
238	GOM_NL__2PRFIN20070311_223938_000000382056_00187_26293_9651.N1	11-MAR-2007 22:39:38	Bright	37.500	82	48Bet UMa	2.3650	10600.	75	26293	No
239	GOM_NL__2PRFIN20070311_224106_000000402056_00187_26293_9652.N1	11-MAR-2007 22:41:06	Bright	39.500	36	50Alp UMa	1.8000	6300.0	79	26293	No
240	GOM_NL__2PRFIN20070311_224311_000000472056_00187_26293_9653.N1	11-MAR-2007 22:43:11	Bright	46.500	32	77Eps UMa	1.7630	11000.	93	26293	No
241	GOM_NL__2PRFIN20070311_224816_000000382056_00187_26293_9654.N1	11-MAR-2007 22:48:16	Bright	37.500	60	7Bet UMi	2.0810	3950.0	75	26293	No
242	GOM_NL__2PRFIN20070311_225235_000000462056_00187_26293_9655.N1	11-MAR-2007 22:52:35	Bright	45.500	119	14Eta Dra	2.7270	4700.0	91	26293	No
243	GOM_NL__2PRFIN20070311_225815_000000482056_00187_26293_9656.N1	11-MAR-2007 22:58:15	Bright	48.000	69	33Gam Dra	2.2310	3800.0	96	26293	No
244	GOM_NL__2PRFIN20070311_230114_000000372056_00187_26293_9657.N1	11-MAR-2007 23:01:14	Bright	36.500	144	18Del Cyg	2.8600	11000.	73	26293	No
245	GOM_NL__2PRFIN20070311_230320_000000492056_00187_26293_9658.N1	11-MAR-2007 23:03:20	Bright	49.000	5	3Alp Lyr	0.033000	11000.	98	26293	No
246	GOM_NL__2PRFIN20070311_231152_000000472056_00187_26293_9659.N1	11-MAR-2007 23:11:52	Twilight	47.000	168	17Zet Aql	2.9860	11000.	94	26293	No
247	GOM_NL__2PRFIN20070311_232206_000000452056_00187_26293_9660.N1	11-MAR-2007 23:22:06	Dark	45.000	155	41Pi Sgr	2.9000	6600.0	90	26293	No
248	GOM_NL__2PRFIN20070311_232404_000000442056_00187_26293_9661.N1	11-MAR-2007 23:24:04	Dark	44.000	57	34Sig Sgr	2.0660	26000.	88	26293	No
249	GOM_NL__2PRFIN20070311_232726_000000452056_00187_26293_9662.N1	11-MAR-2007 23:27:26	Dark	45.000	38	20Eps Sgr	1.8360	11000.	90	26293	No
250	GOM_NL__2PRFIN20070311_233344_000000562056_00188_26294_9656.N1	11-MAR-2007 23:33:44	Dark	55.500	75	26Eps Sco	2.2910	4250.0	111	26294	No
251	GOM_NL__2PRFIN20070311_233928_000000512056_00188_26294_9657.N1	11-MAR-2007 23:39:28	Dark	50.500	131	Gam Lup	2.8000	26000.	101	26294	No
252	GOM_NL__2PRFIN20070311_234152_000000462056_00188_26294_9658.N1	11-MAR-2007 23:41:52	Dark	46.000	78	Alp Lup	2.3040	28000.	92	26294	No
253	GOM_NL__2PRFIN20070311_234330_000000432056_00188_26294_9659.N1	11-MAR-2007 23:43:30	Dark	43.000	77	Eps Cen	2.3030	28000.	86	26294	No
254	GOM_NL__2PRFIN20070311_234629_000000422056_00188_26294_9660.N1	11-MAR-2007 23:46:29	Straylight	42.000	64	Gam Cen	2.2000	10600.	84	26294	No
255	GOM_NL__2PRFIN20070311_234831_000000492056_00188_26294_9661.N1	11-MAR-2007 23:48:31	Straylight	49.000	123	lot Cen	2.7500	10200.	98	26294	No
256	GOM_NL__2PRFIN20070311_235441_000000422056_00188_26294_9662.N1	11-MAR-2007 23:54:41	Straylight	42.000	106	9Bet Crv	2.6480	5600.0	84	26294	No
257	GOM_NL__2PRFIN20070311_235711_000000532056_00188_26294_9663.N1	11-MAR-2007 23:57:11	Straylight	53.000	100	4Gam Crv	2.5800	13100.	106	26294	No

### 3. Quality information per product

In this section it is plotted some information contained in the Quality Summary data set of the level 2 products. Only products in dark limb conditions and without errors (error flag in the MPH set to "0") are used.

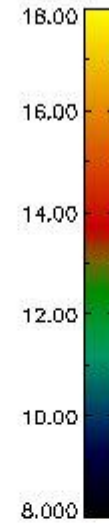
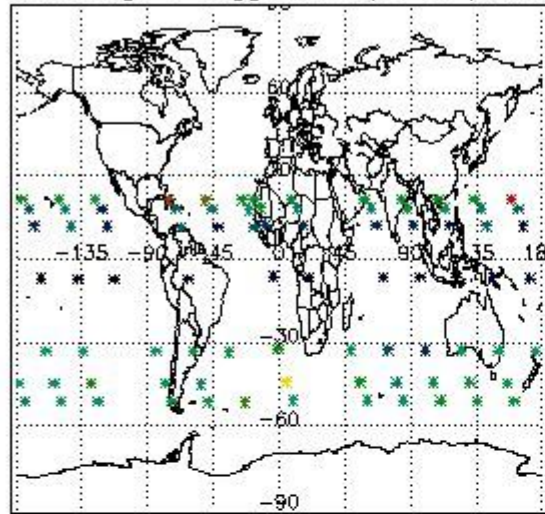
#### 3.1 Plot quality information per product (time dependant)



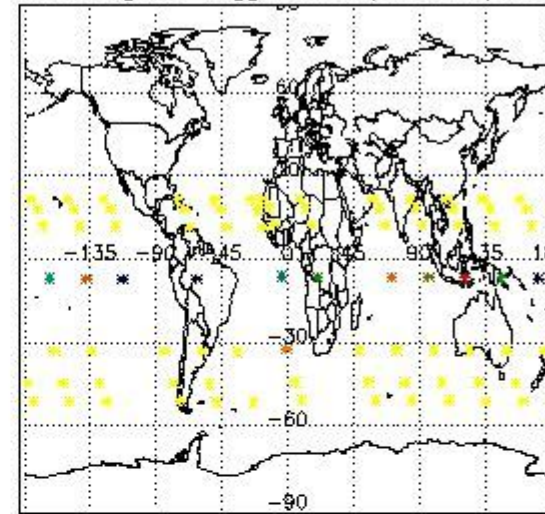


3.2 Plot quality information per product (world map)

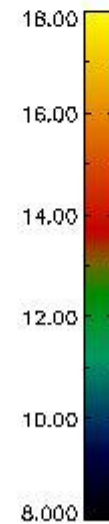
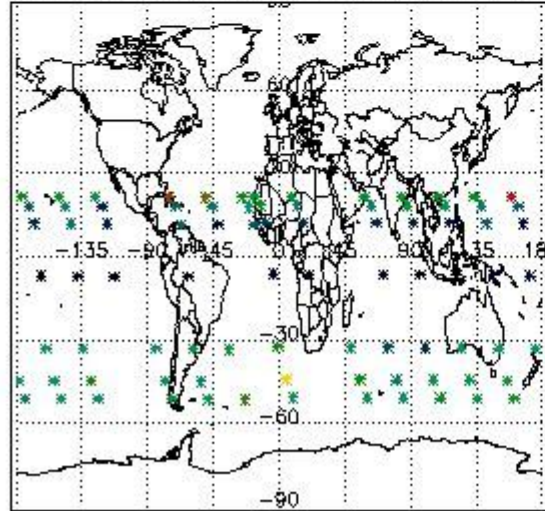
Percentage of flagged data per O3 profile



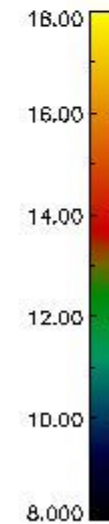
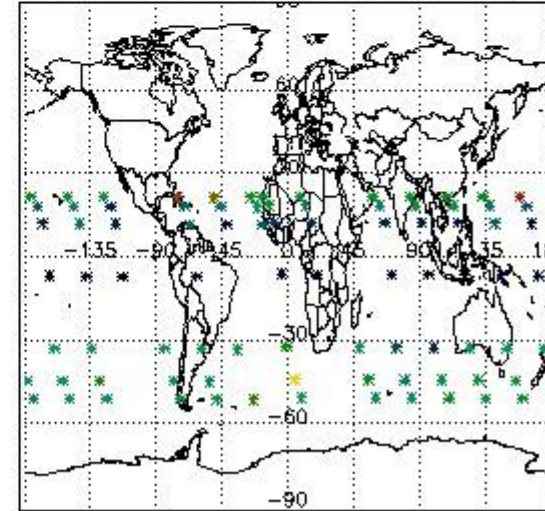
Percentage of flagged data per H2O profile



Percentage of flagged data per NO2 profile



Percentage of flagged data per NO3 profile

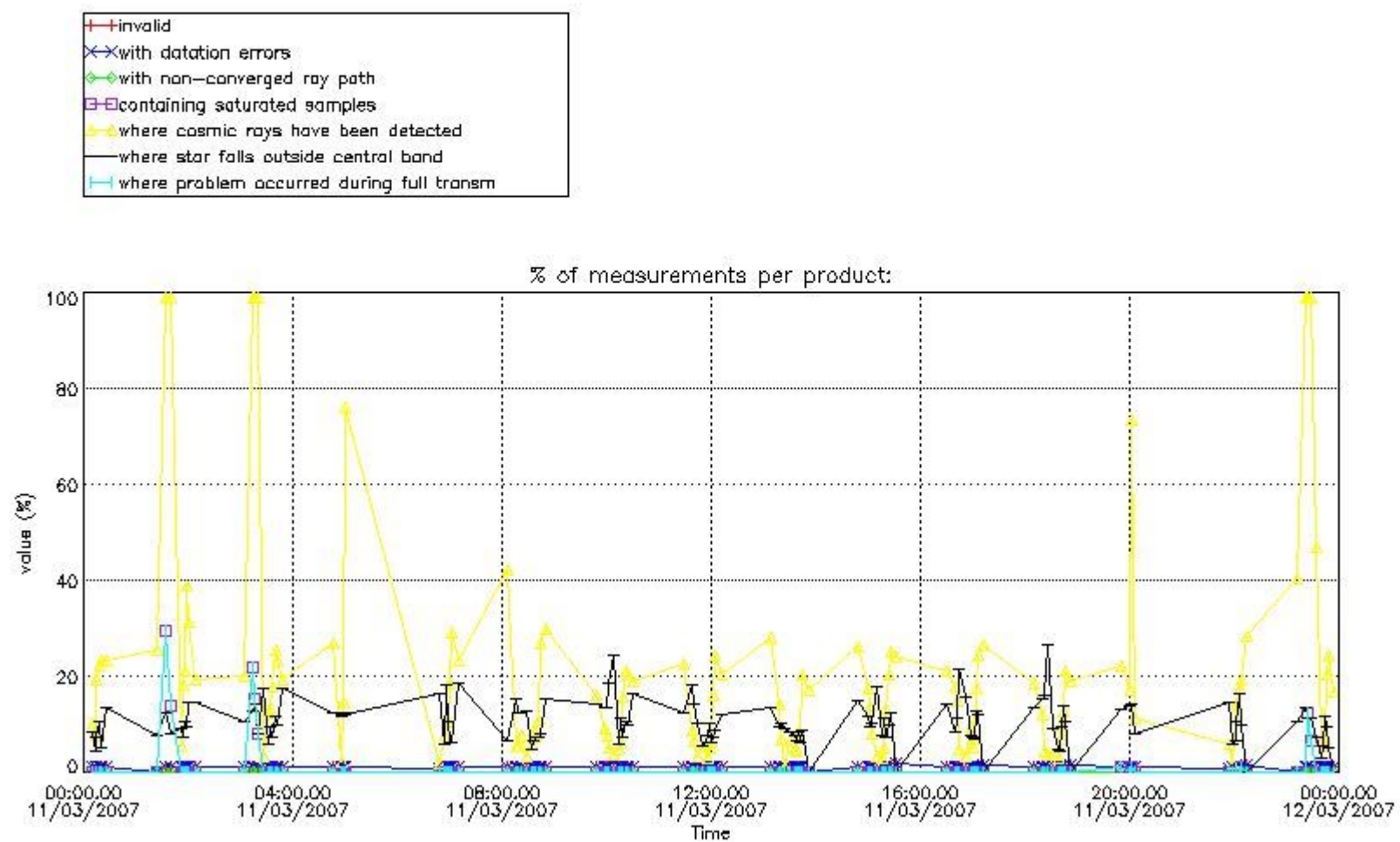


#### 4. Level 1 quality information per product

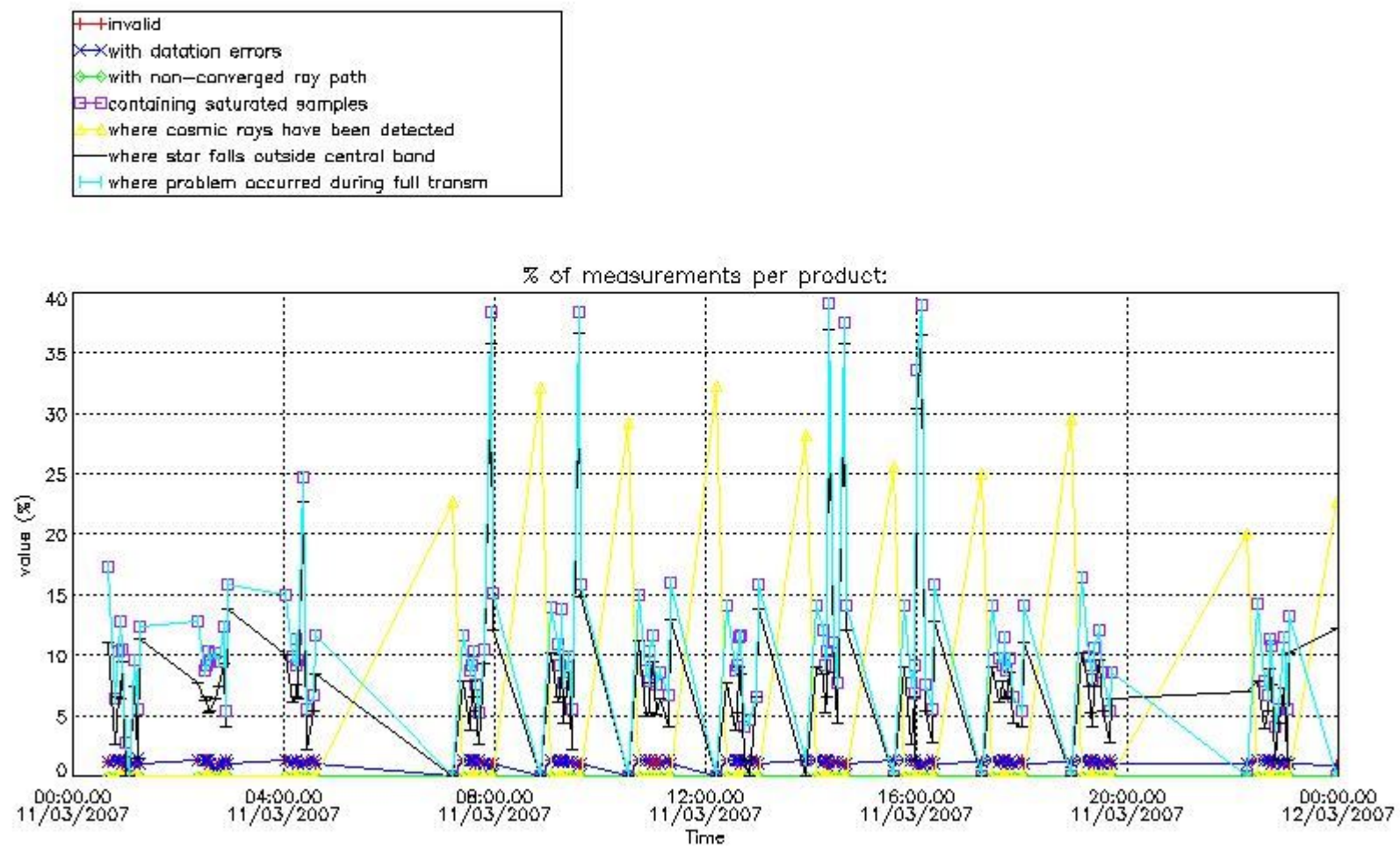
In this section it is plotted some information contained in the Quality Summary data set of the level 2 products that comes from the level 1b processing. Products without errors (error flag in the MPH set to "0") are used.

##### 4.1 Plot quality information per product (time dependant) coming from level 1b processing

##### 4.1.1 Plot level 1 quality information per product (time dependant): ENVISAT ASCENDING passes



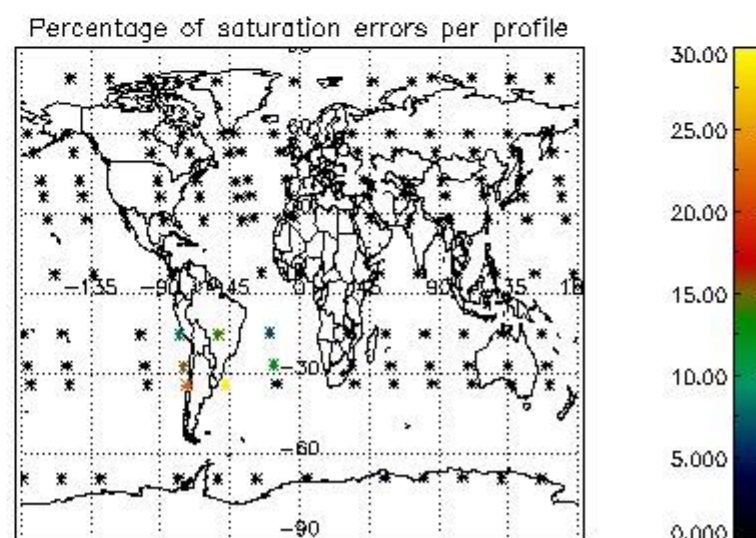
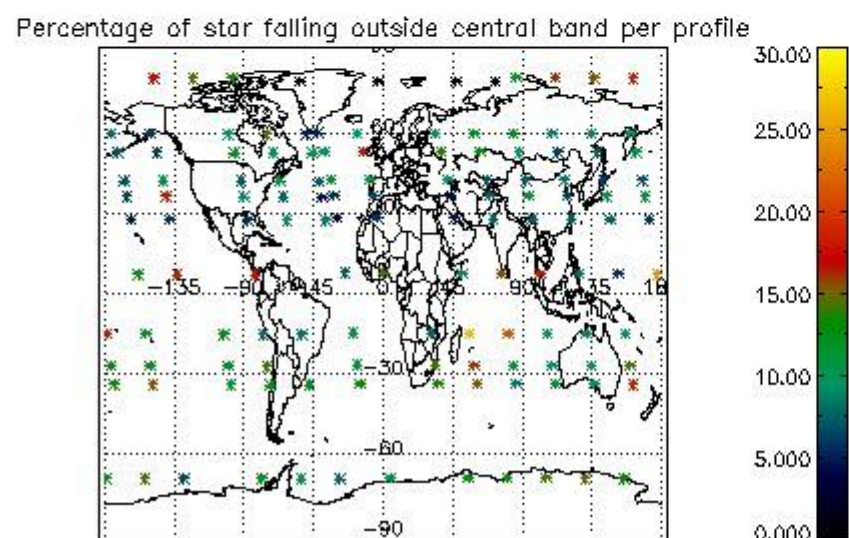
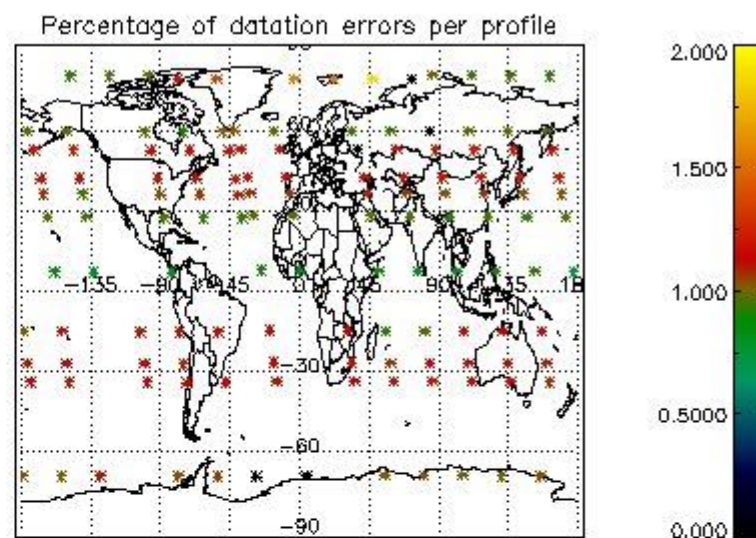
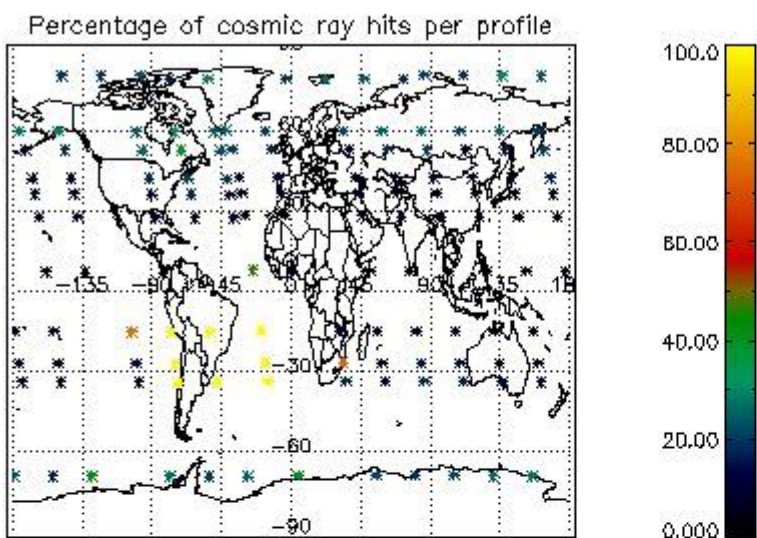
4.1.2 Plot level 1 quality information per product (time dependant): ENVI SAT DESCENDING passes



4.2 Plot quality information per product coming from level 1b processing (world map)

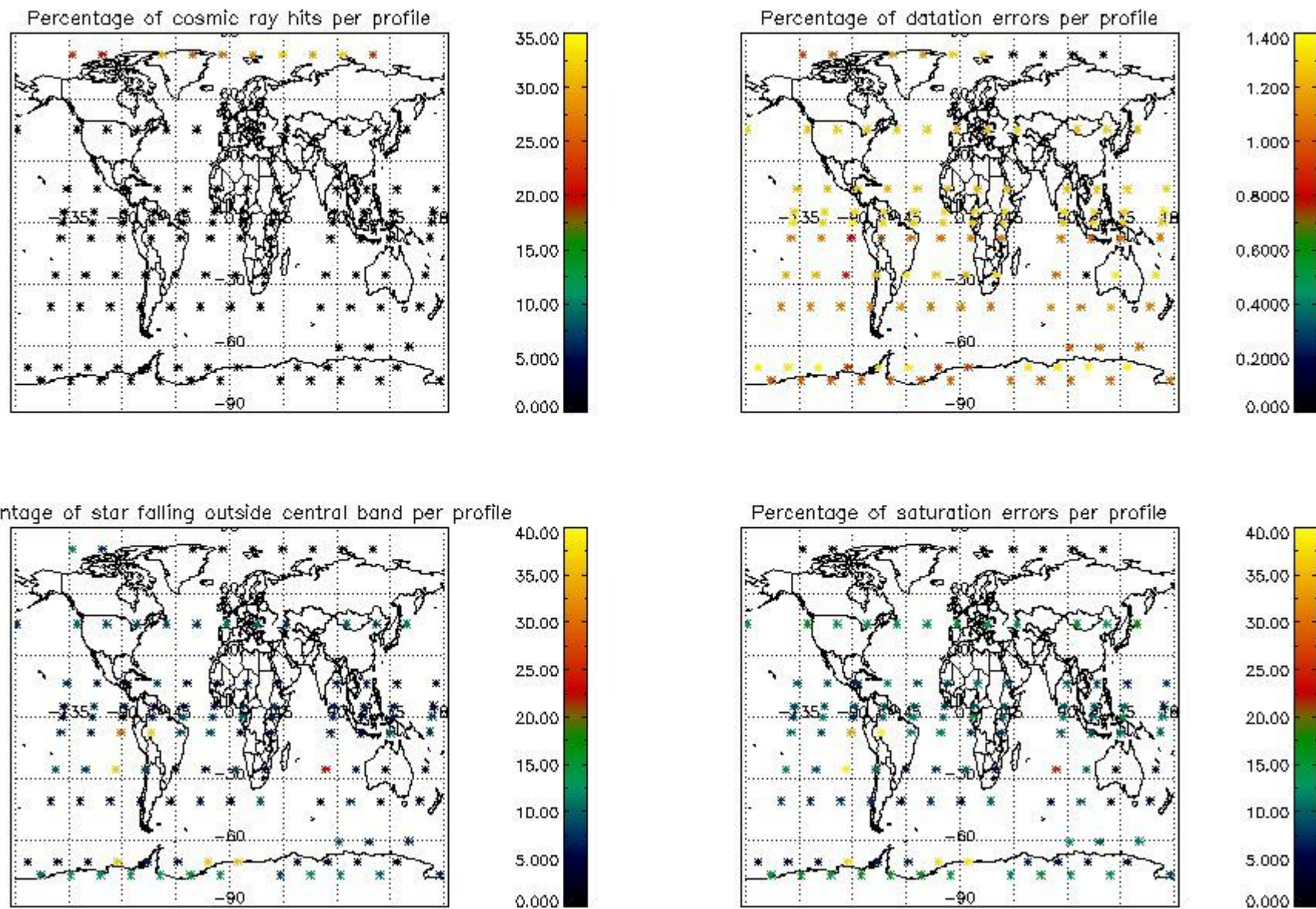
4.2.1 Plot level 1 quality information per product (world map): ENVISAT ASCENDING passes





4.2.2 Plot level 1 quality information per product (world map): ENVISAT DESCENDING passes





## 5. Trace gas profiles

### 5.1 Ozone statistics based on quality of products

The final quality of the products can be "measured" using the STD (Standard Deviation) attached to every point profile. This information is written to the parameter GOM\_NL\_\_2P/NL\_LOCAL\_SPECIES\_DENSITY/o3\_std of the level 2 products. The table below shows the statistics for given STD ranges.

The statistics are given with respect to the overall valid production:

- Products without fatal errors: GOM\_NL\_\_2P/MPH/PRODUCT\_ERR=0
- Valid point profile: GOM\_NL\_\_2P/NL\_LOCAL\_SPECIES\_DENSITY/pcd(0)=0

The 'Criteria' is applied to valid points of dark limb products:

- Products in dark limb illumination condition: GOM\_NL\_\_2P/NL\_SUMMARY\_QUALITY/obs\_ill\_cond=0
- Products without fatal errors: GOM\_NL\_\_2P/MPH/PRODUCT\_ERR=0
- Valid point profile: GOM\_NL\_\_2P/NL\_LOCAL\_SPECIES\_DENSITY/pcd(0)=0

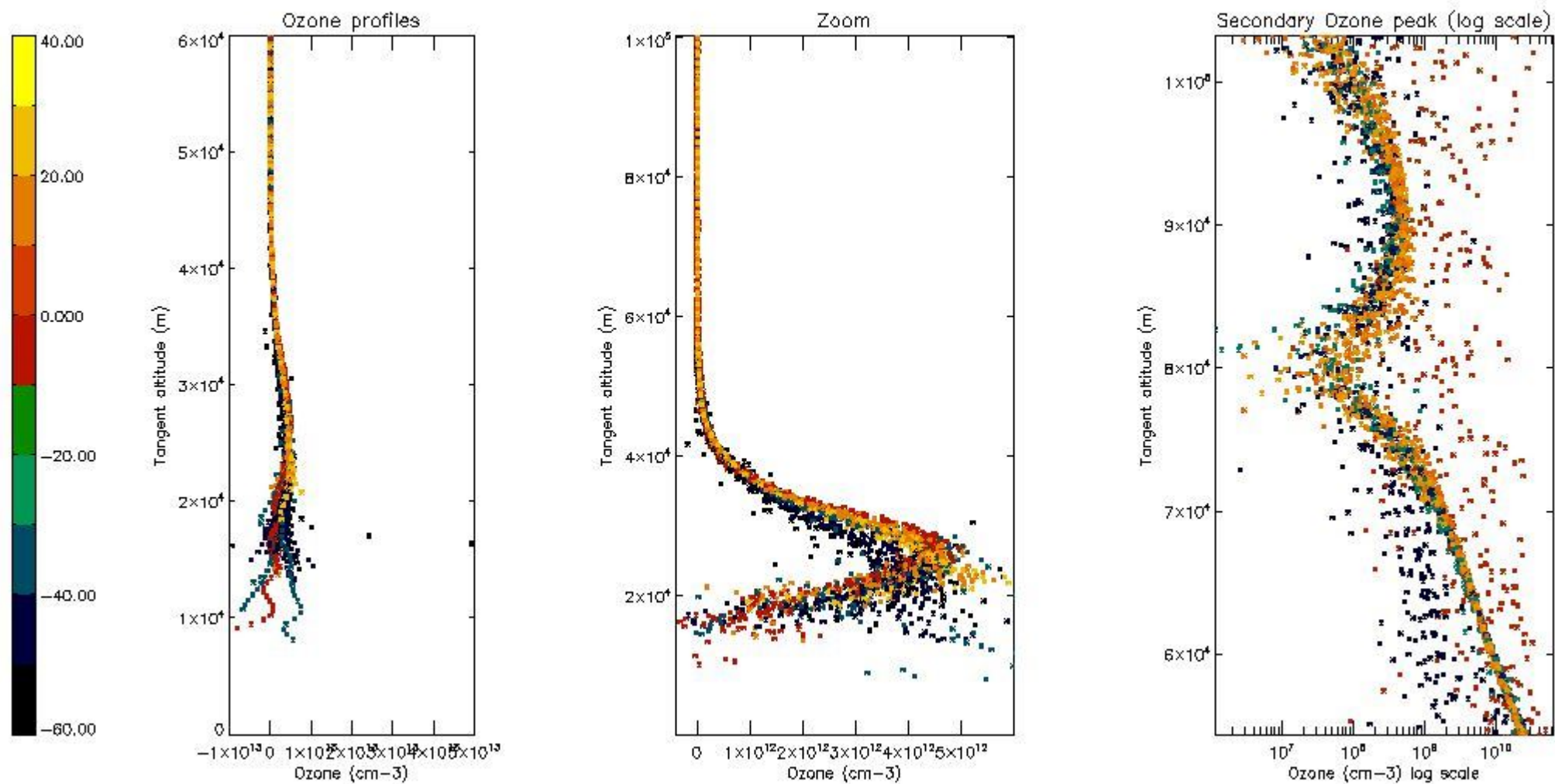
So, the table below shows the percentage of dark limb and valid observations for each criteria with respect to the overall valid daily observations.

Criteria	% of total production
All STD	36
STD < 20	21

STD < 10	17
STD < 5	12

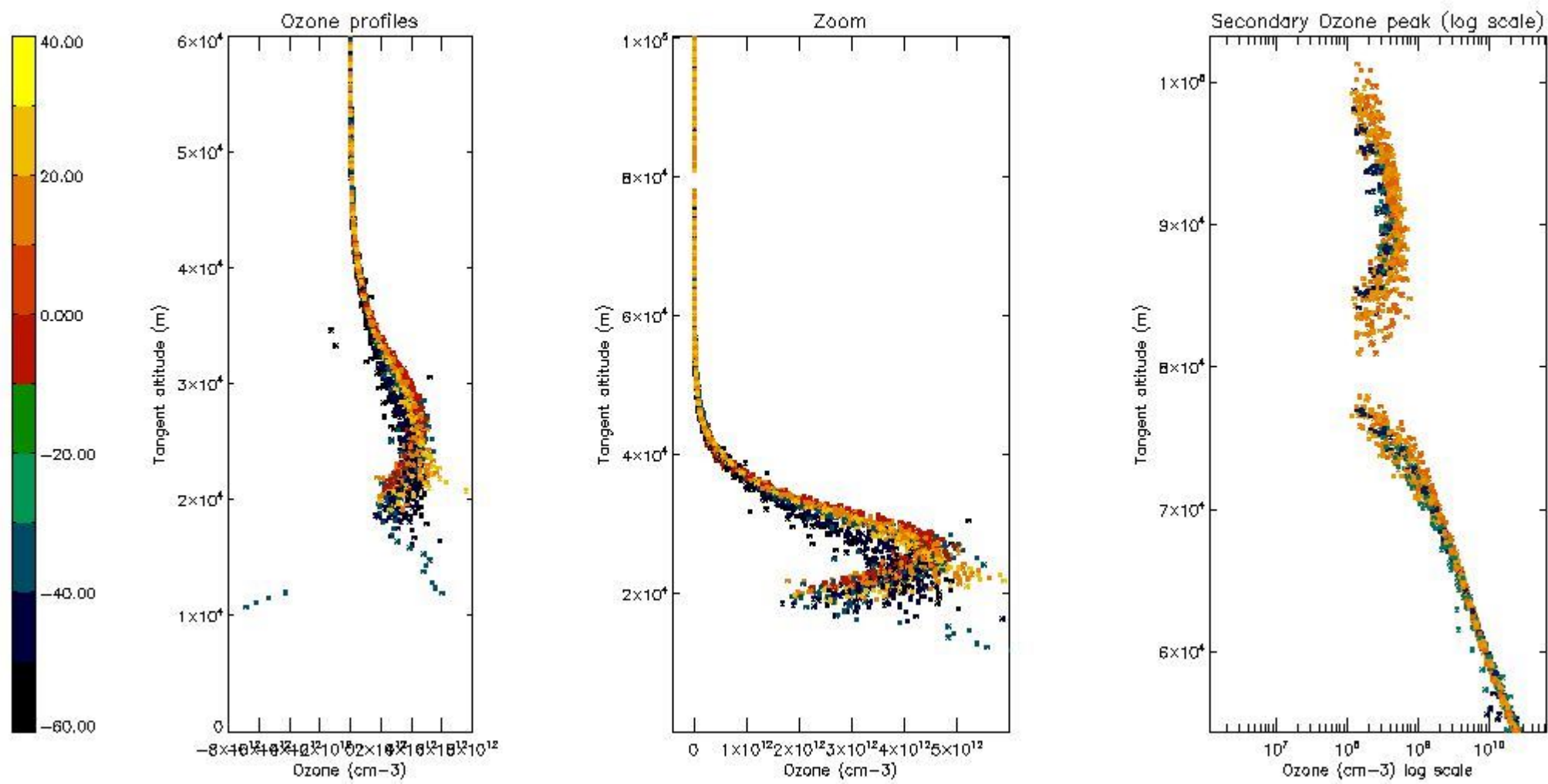
5.2 Plot ozone profiles for all STD (dark without errors)

The colorbar represents the latitude.



5.3 Plot ozone profiles where STD < 20% (dark without errors)

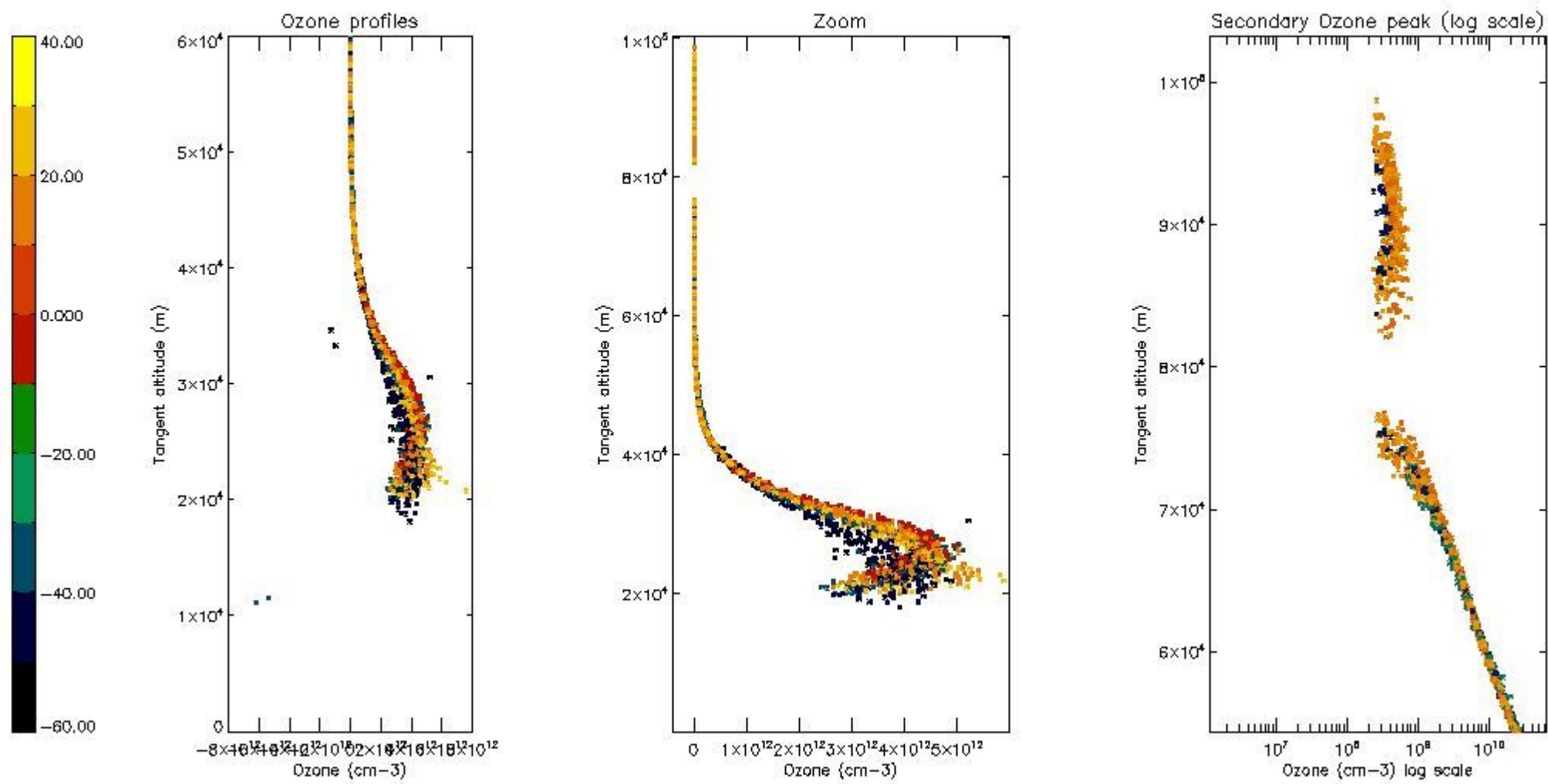
The colorbar represents the latitude.



*5.4 Plot ozone profiles where STD < 10% (dark without errors)*

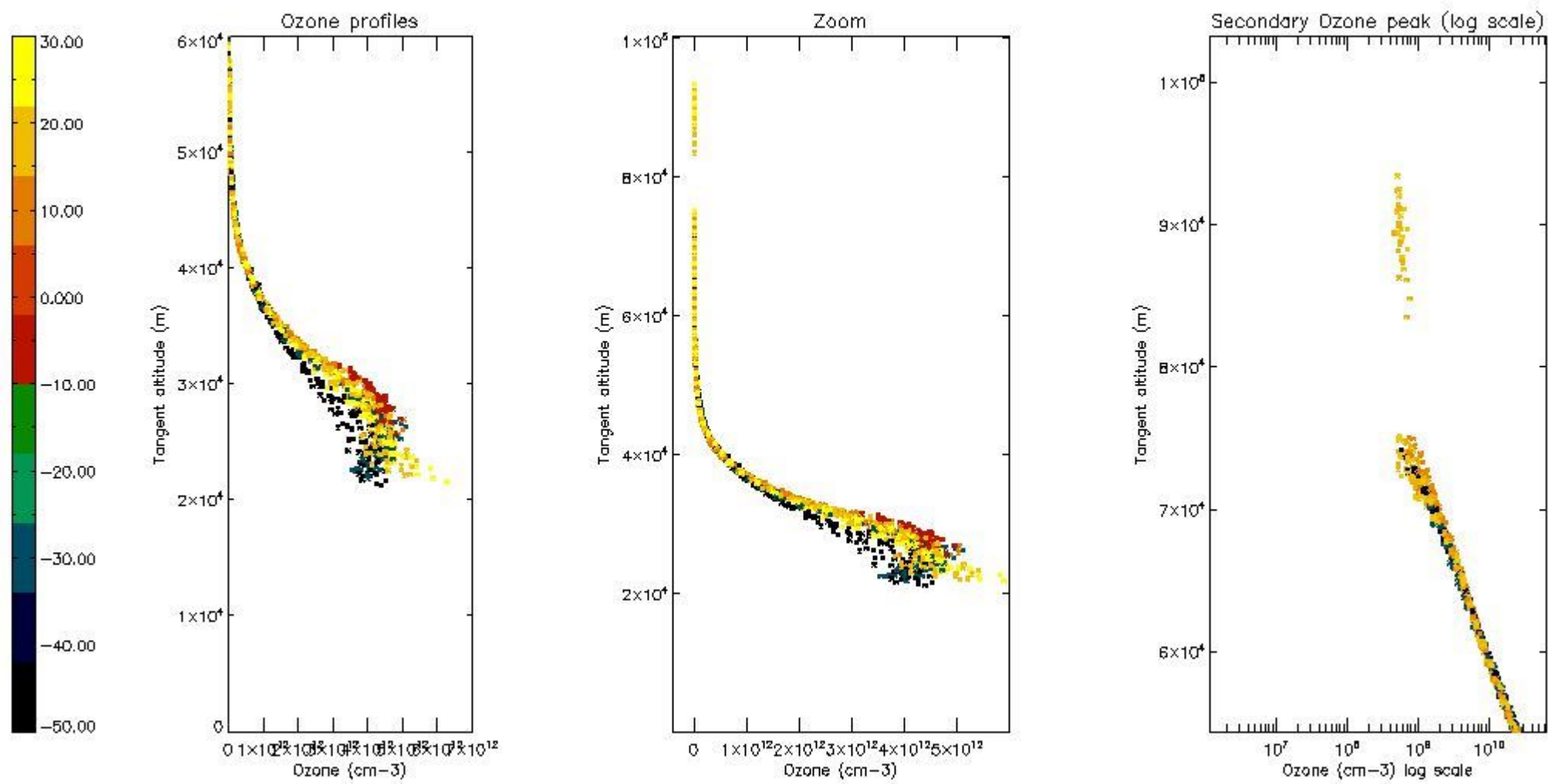
The colorbar represents the latitude.





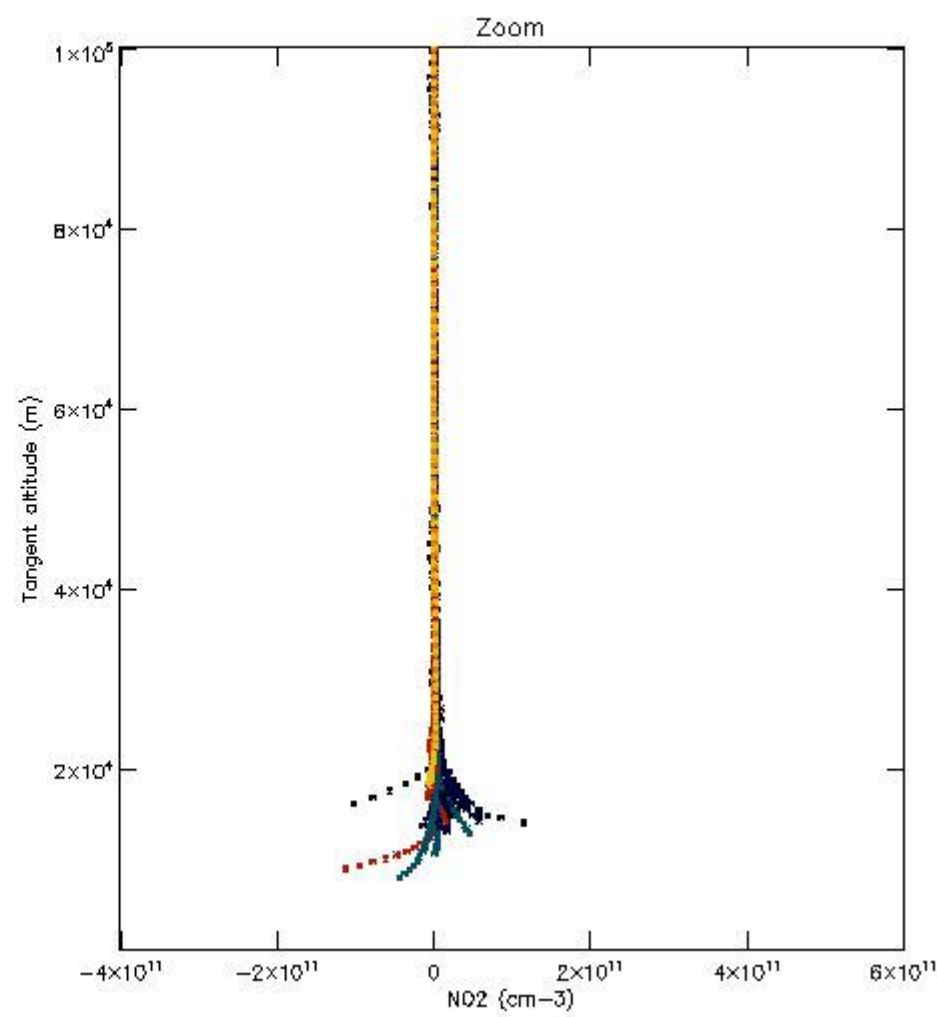
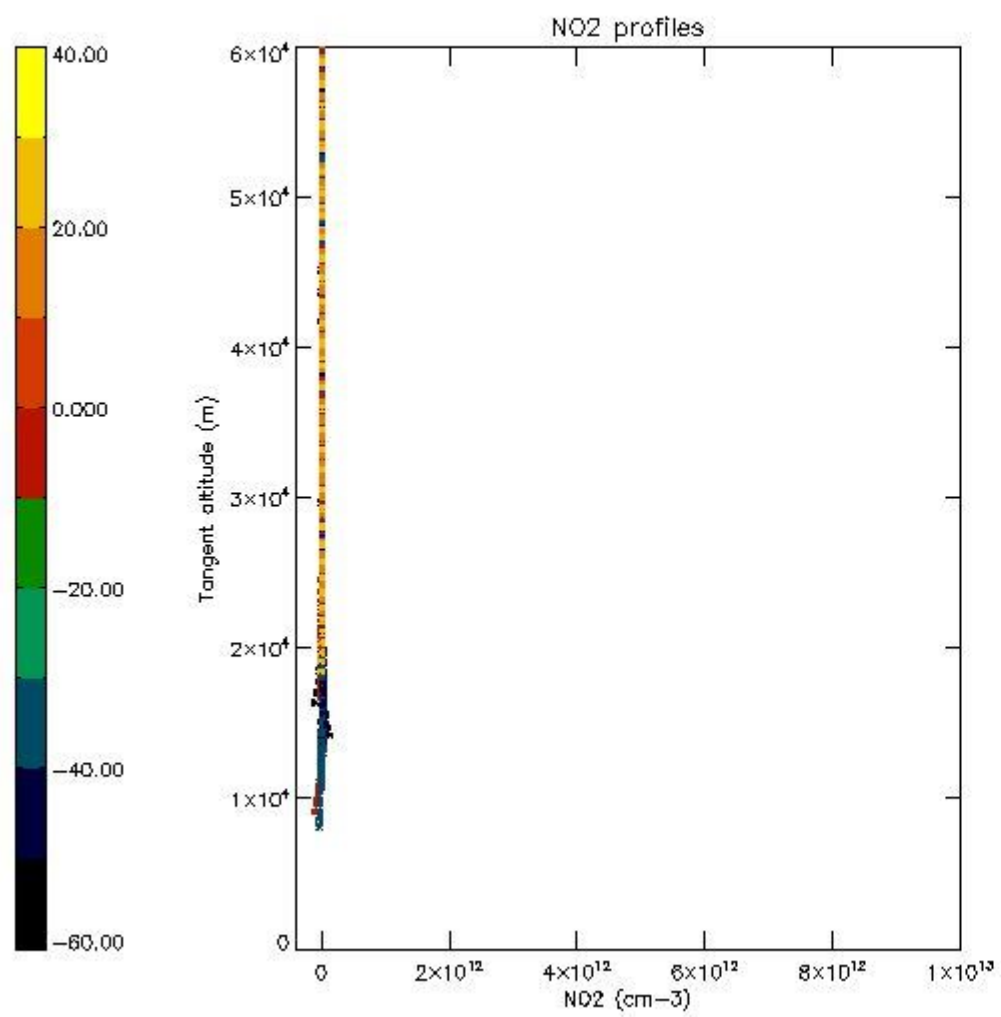
*5.5 Plot ozone profiles where STD < 5% (dark without errors)*

The colorbar represents the latitude.



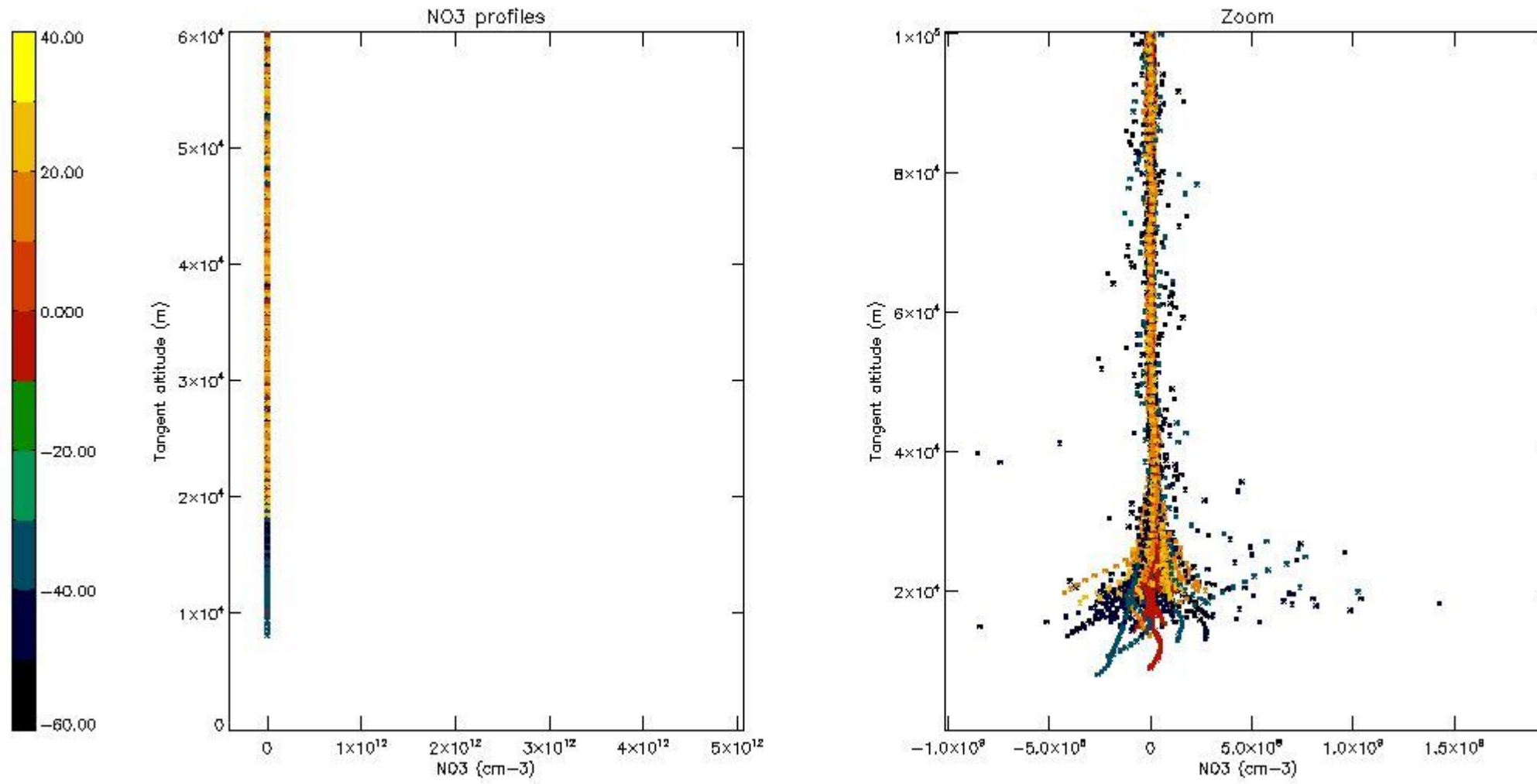
*5.6 Plot NO<sub>2</sub> profiles for all STD (dark without errors)*

The colorbar represents the latitude.



*5.7 Plot NO3 profiles for all STD (dark without errors)*

The colorbar represents the latitude.

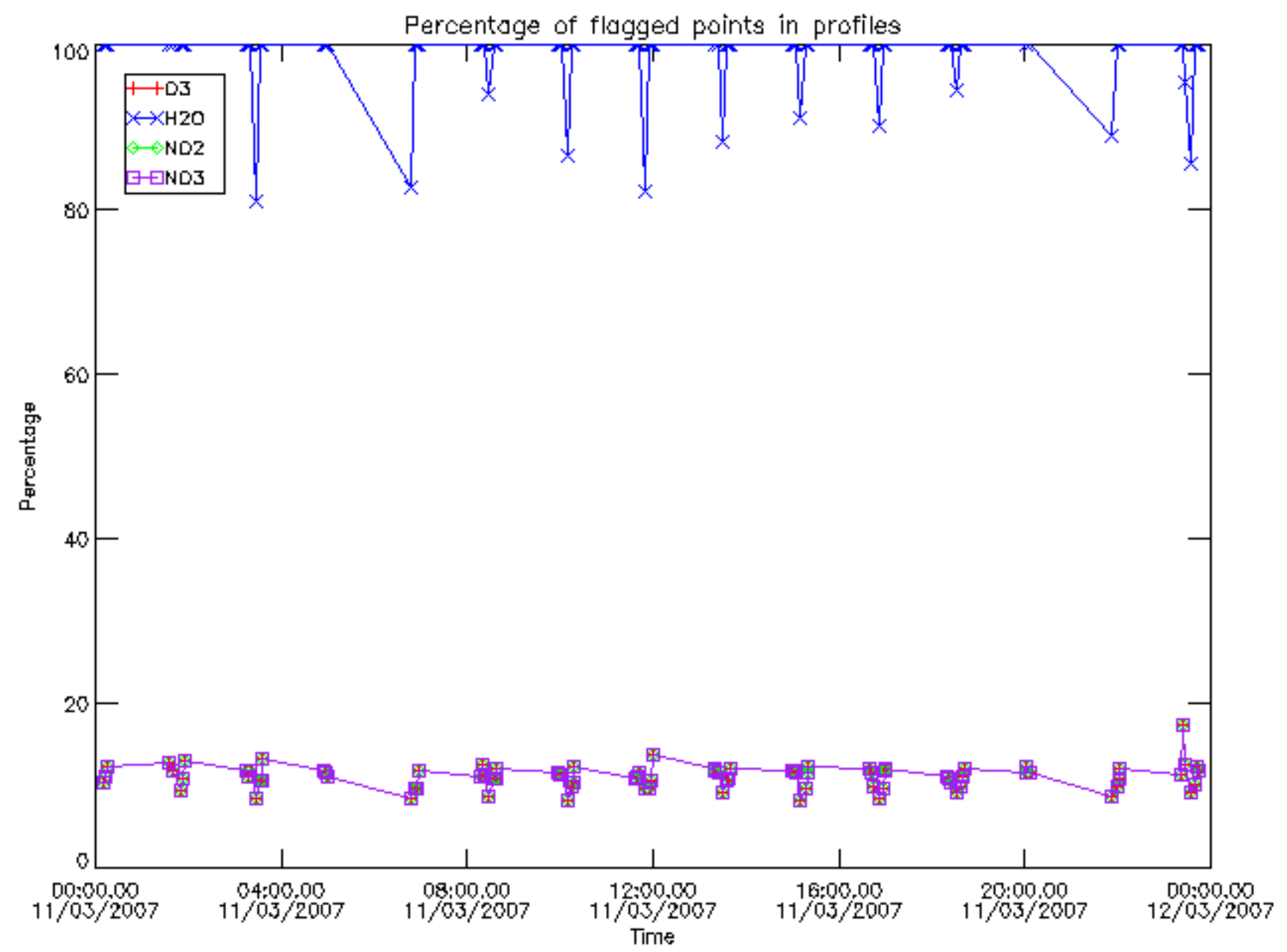


## 6. Auxiliary Data Files used for the production reported in section 2

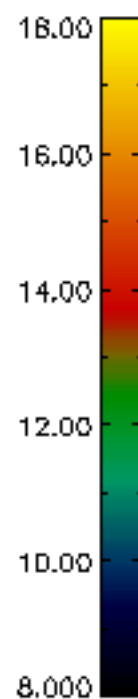
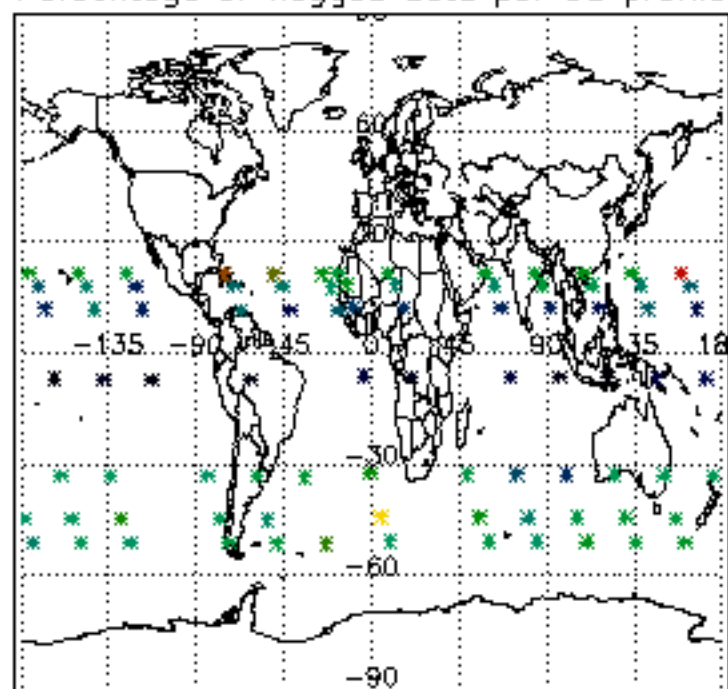
The number reported in the third column indicates since which file (see list in section 2) the corresponding auxiliary file has been used. The fourth column is the date of those product files.

Type	Auxiliary Filename	Used since product	Used since product date
INST_PHYS_CHARACTERISTICS	GOM_INS_AXVIEC20091111_143220_20030716_120000_20500101_000000	1	11-MAR-2007 00:10:48
LEVEL-2_PROC_CONFIG	GOM_PR2_AXVIEC20091111_152718_20020301_000000_20500101_000000	1	11-MAR-2007 00:10:48
CROSS_SECTIONS_FILE	GOM_CRS_AXVIEC20091111_154832_20020301_000000_20500101_000000	1	11-MAR-2007 00:10:48

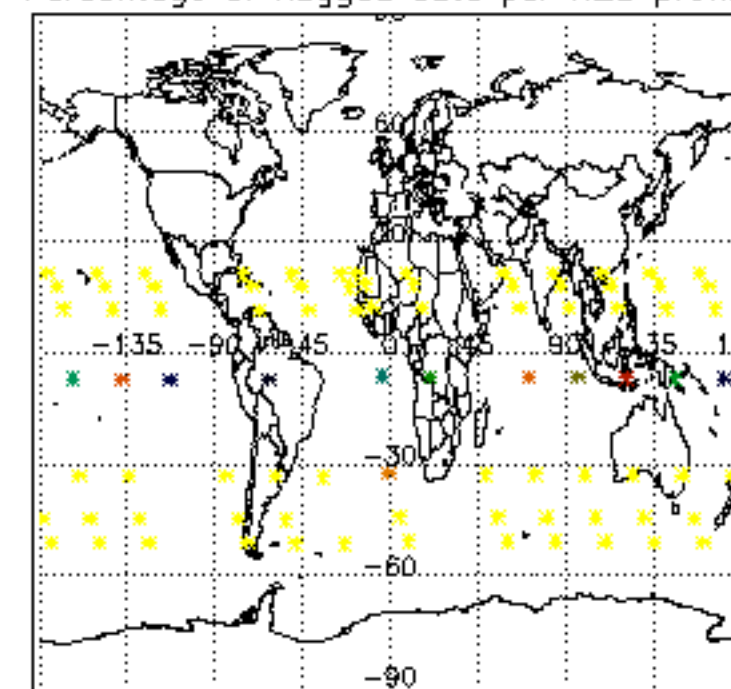




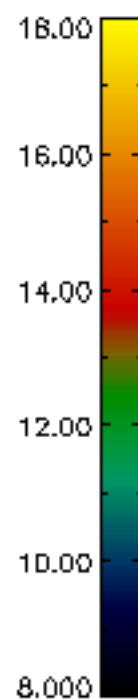
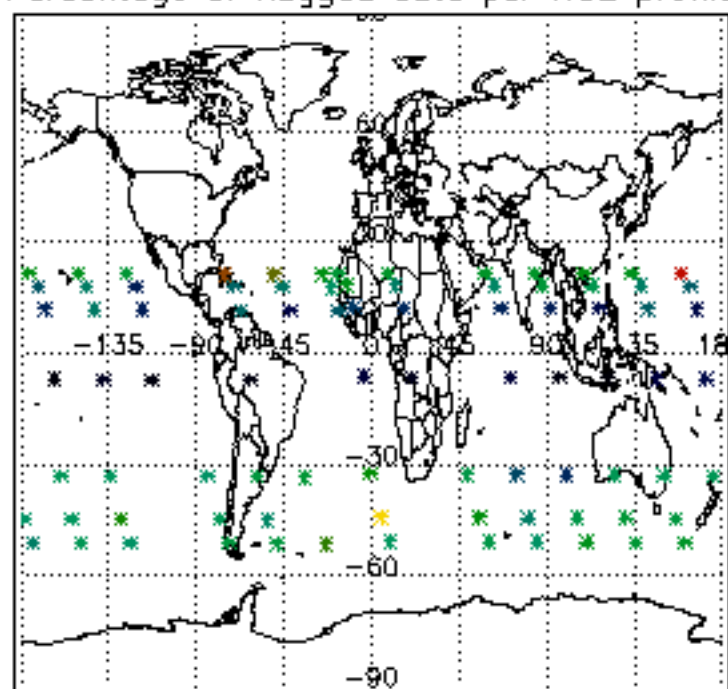
Percentage of flagged data per D3 profile



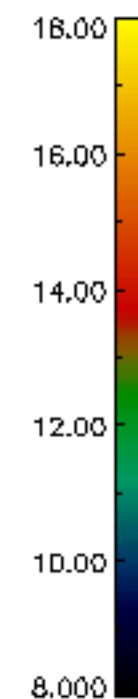
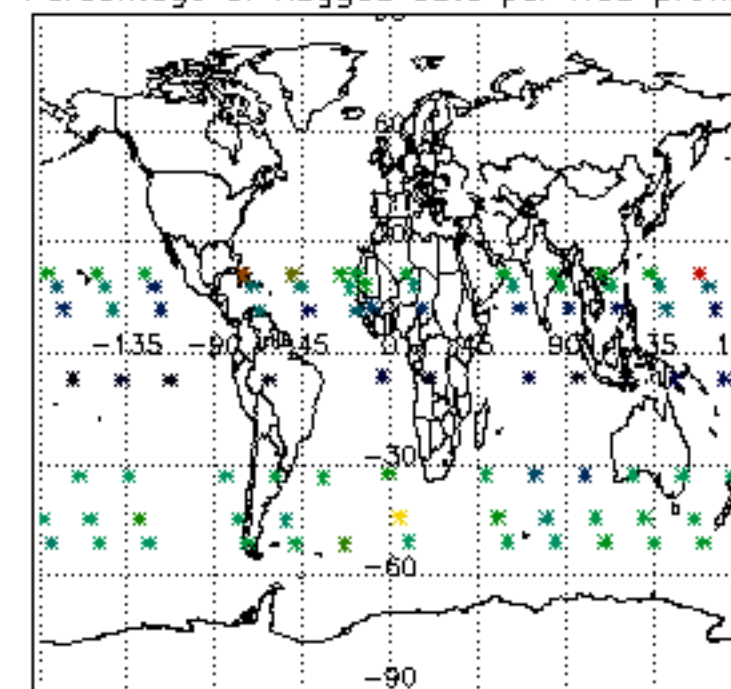
Percentage of flagged data per H2O profile

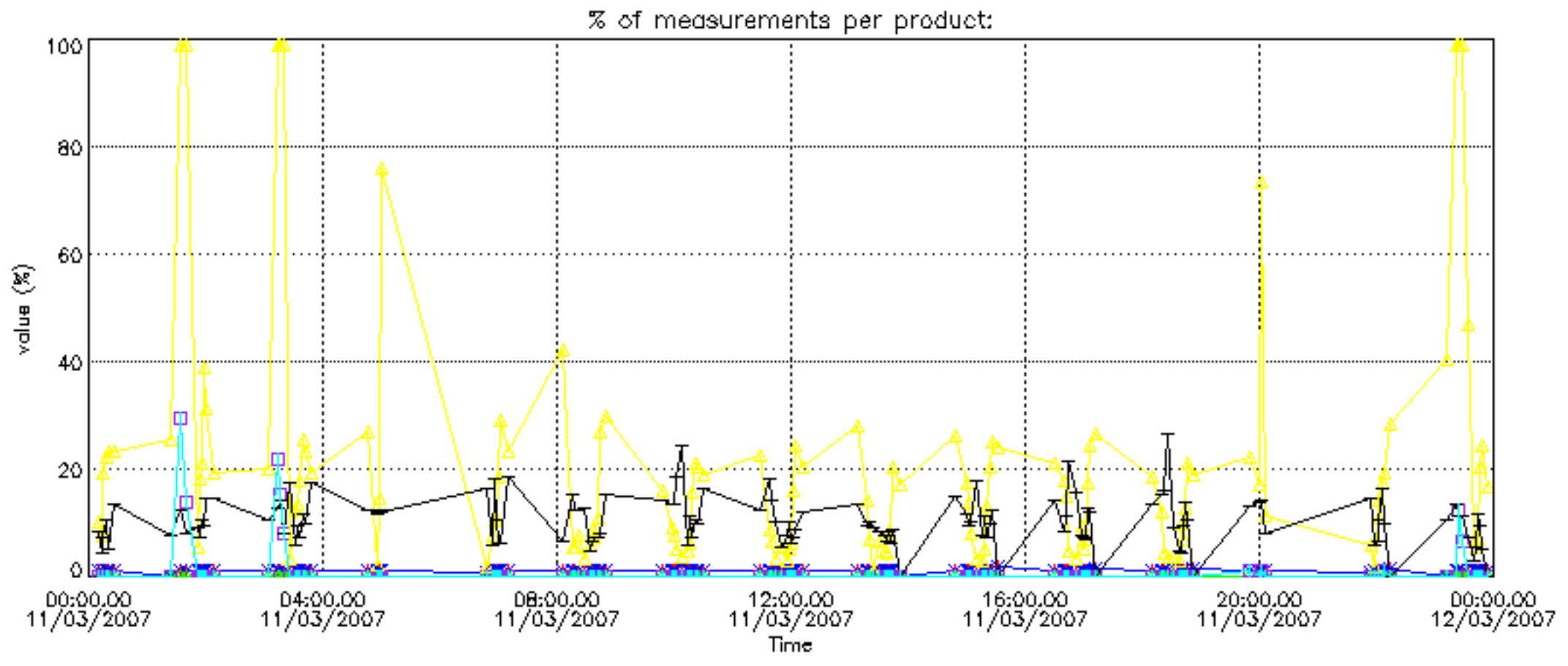


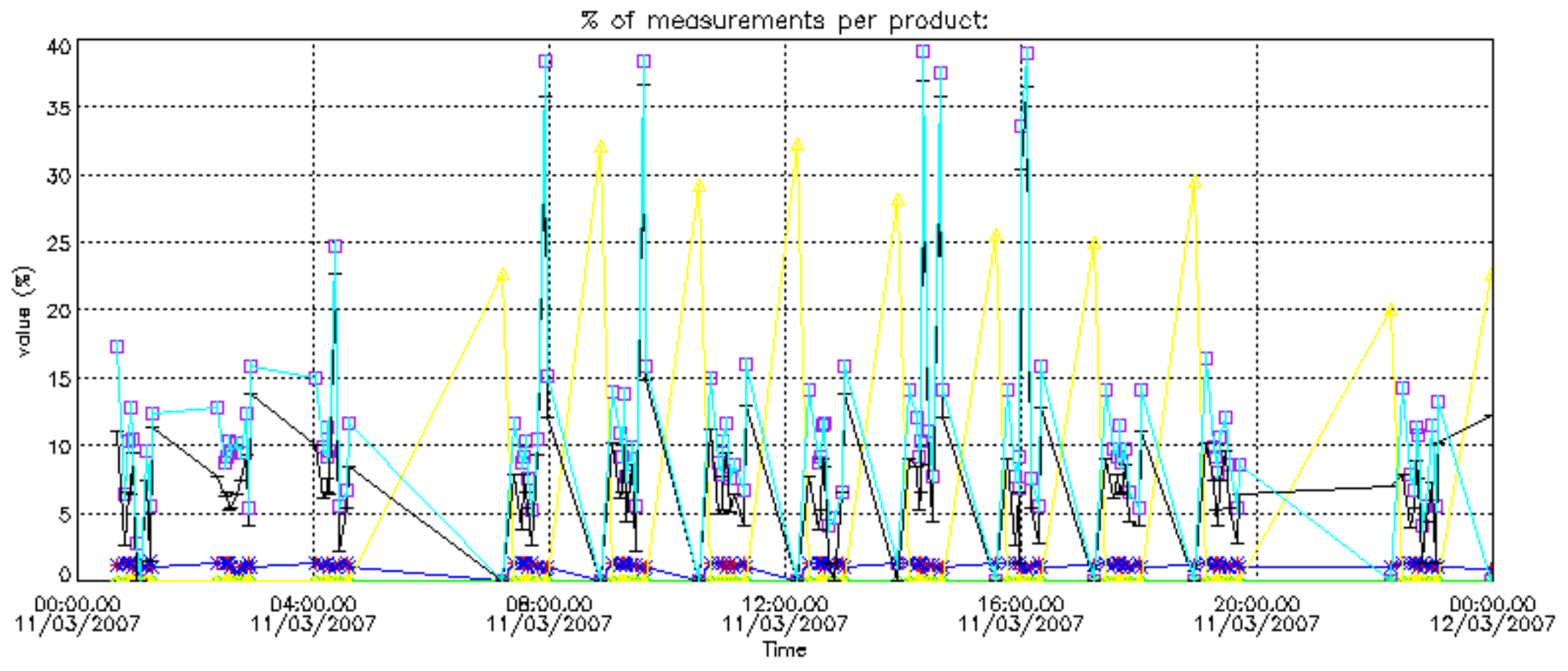
Percentage of flagged data per NO2 profile



Percentage of flagged data per NO3 profile

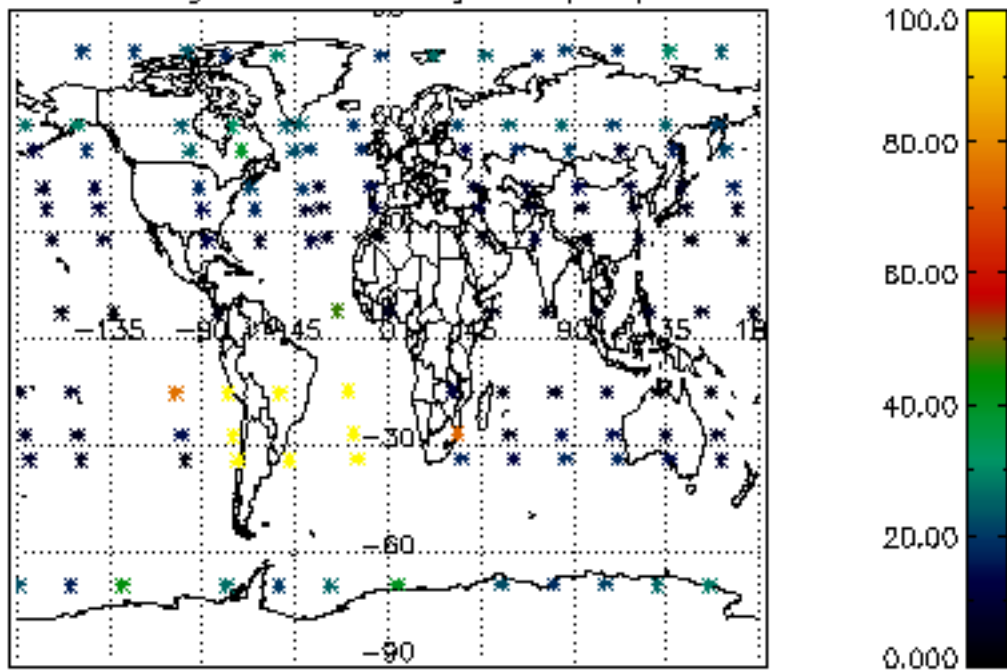




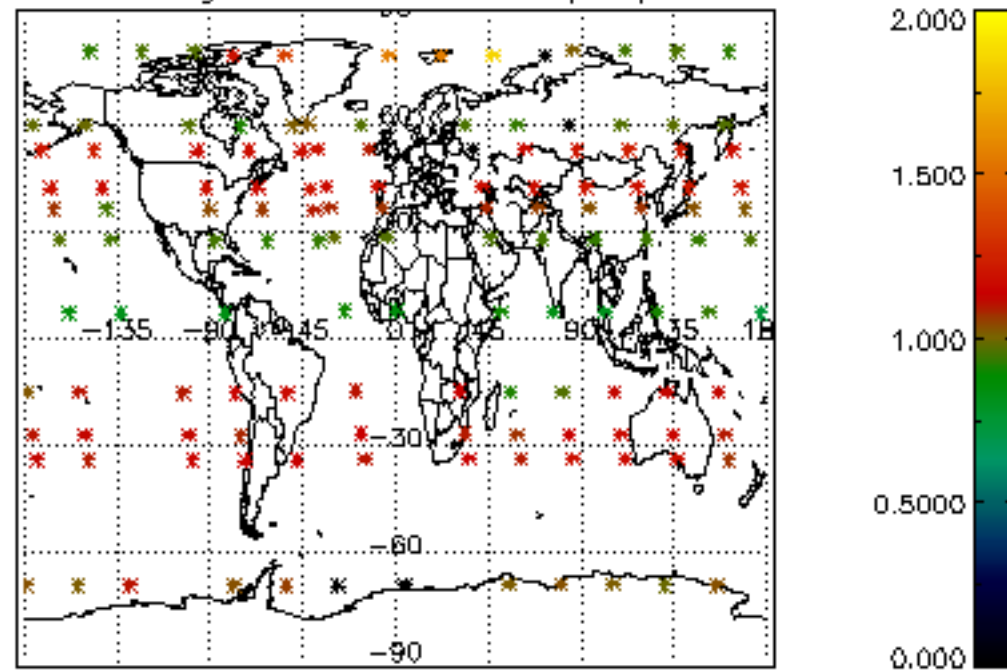




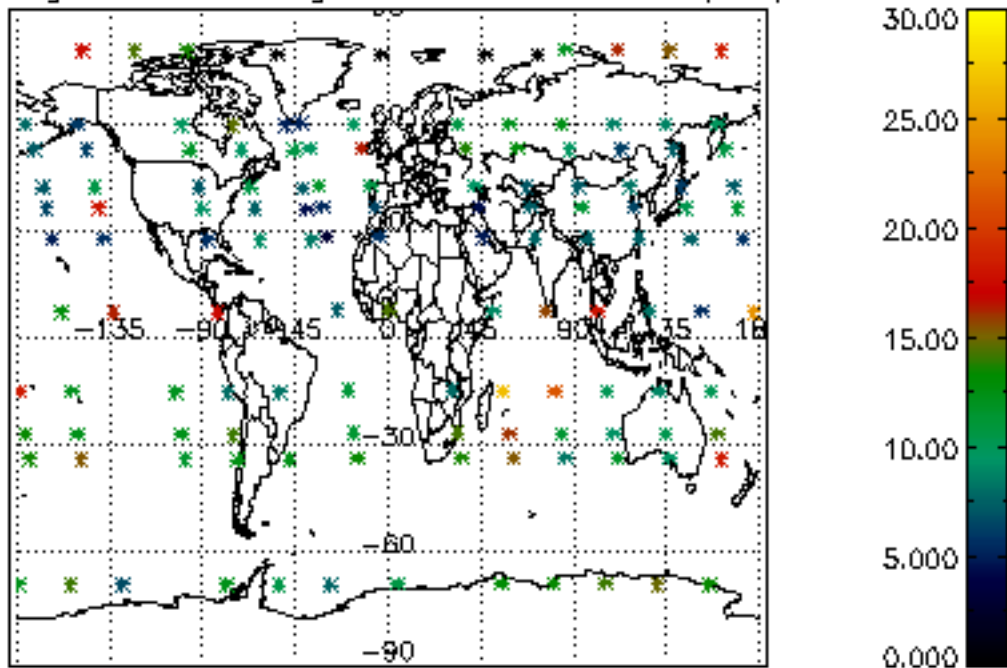
Percentage of cosmic ray hits per profile



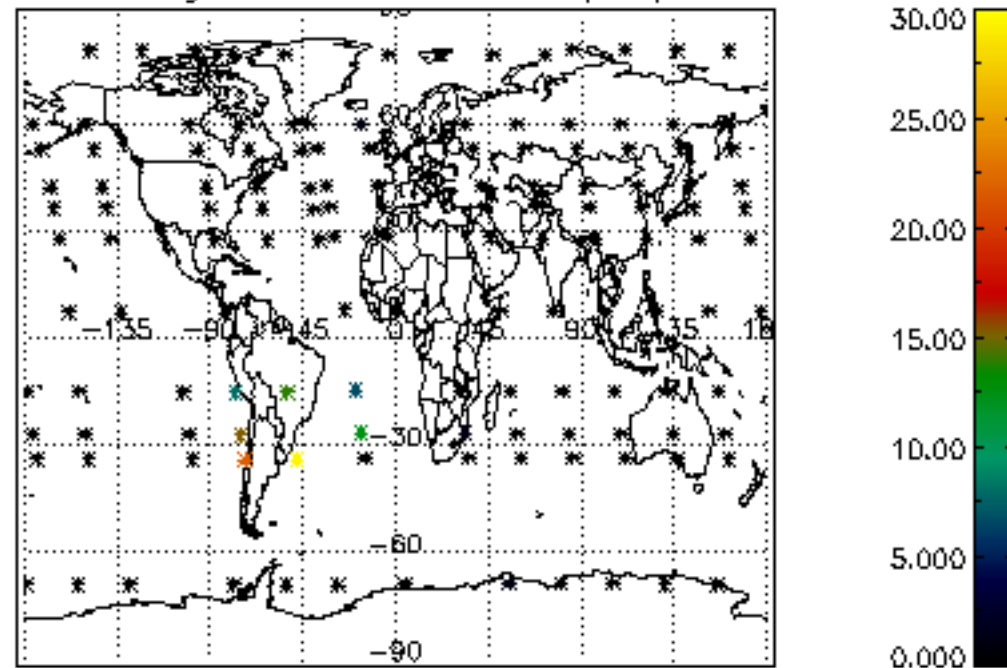
Percentage of datation errors per profile



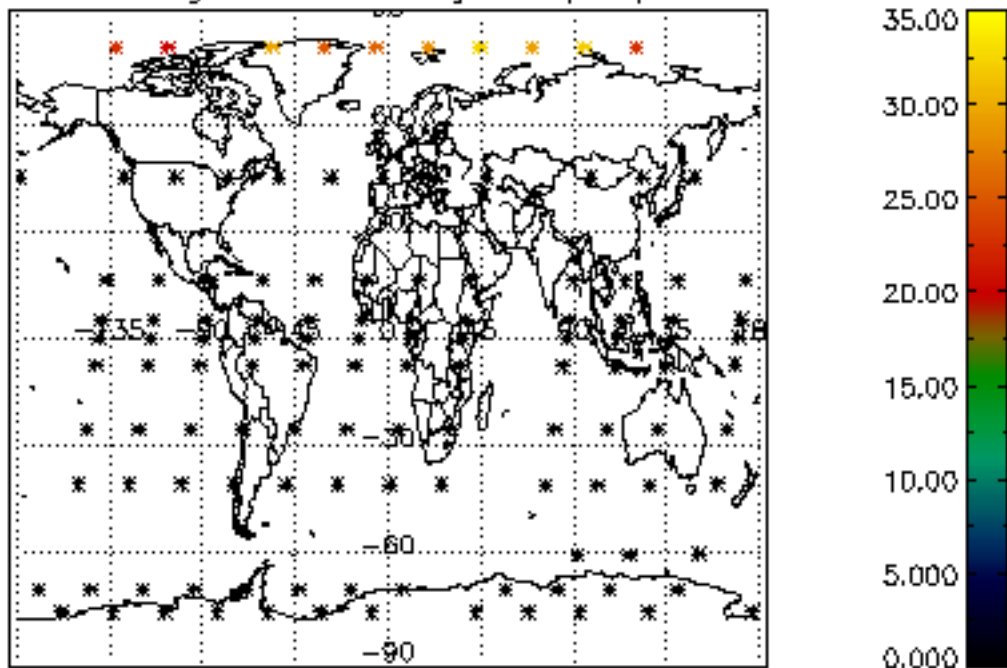
Percentage of star falling outside central band per profile



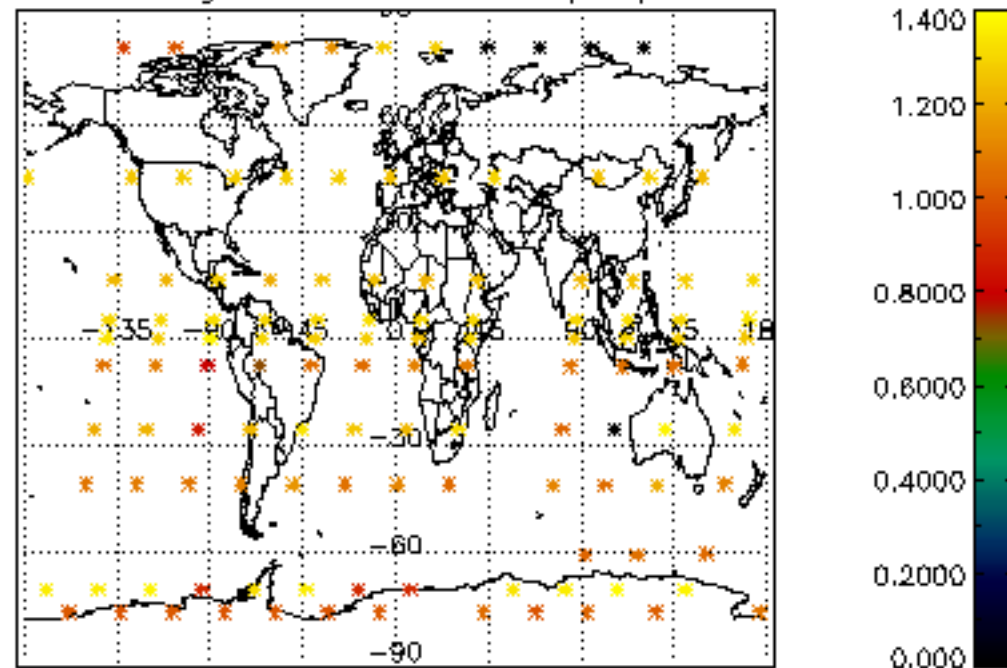
Percentage of saturation errors per profile



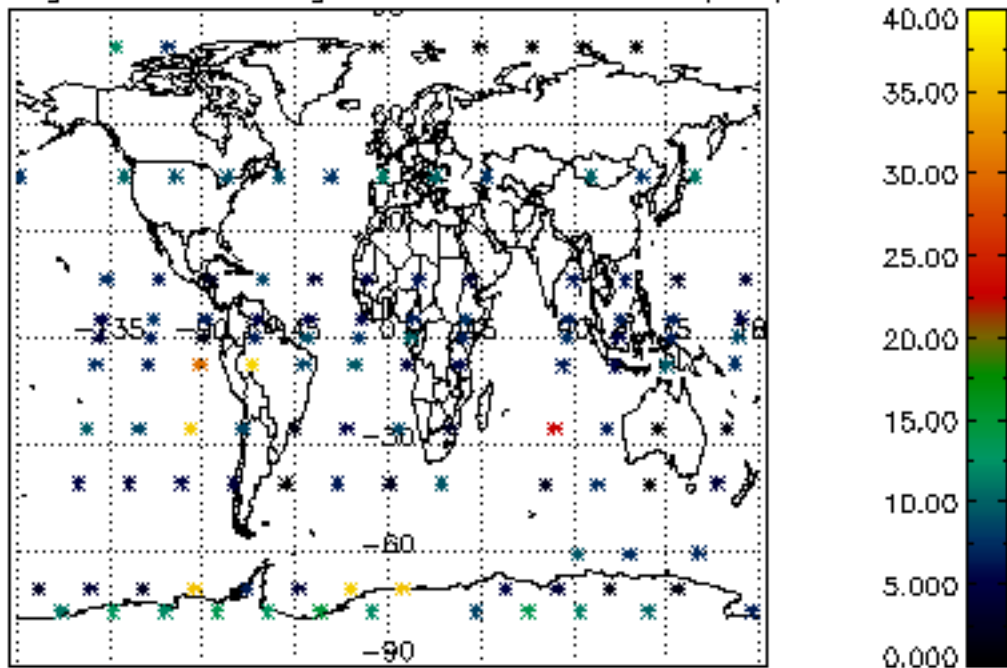
Percentage of cosmic ray hits per profile



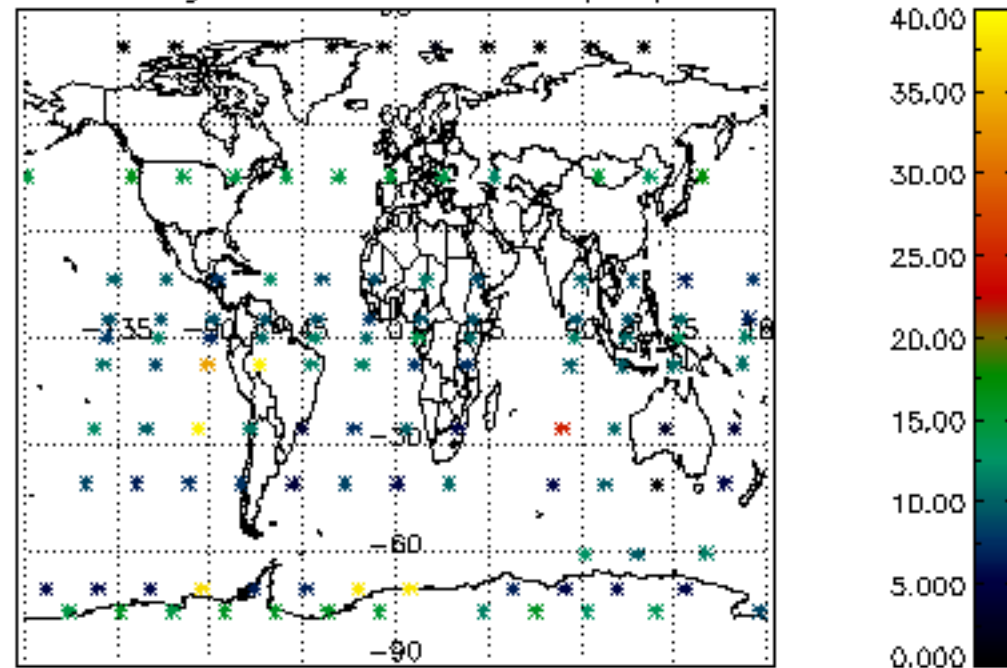
Percentage of datation errors per profile

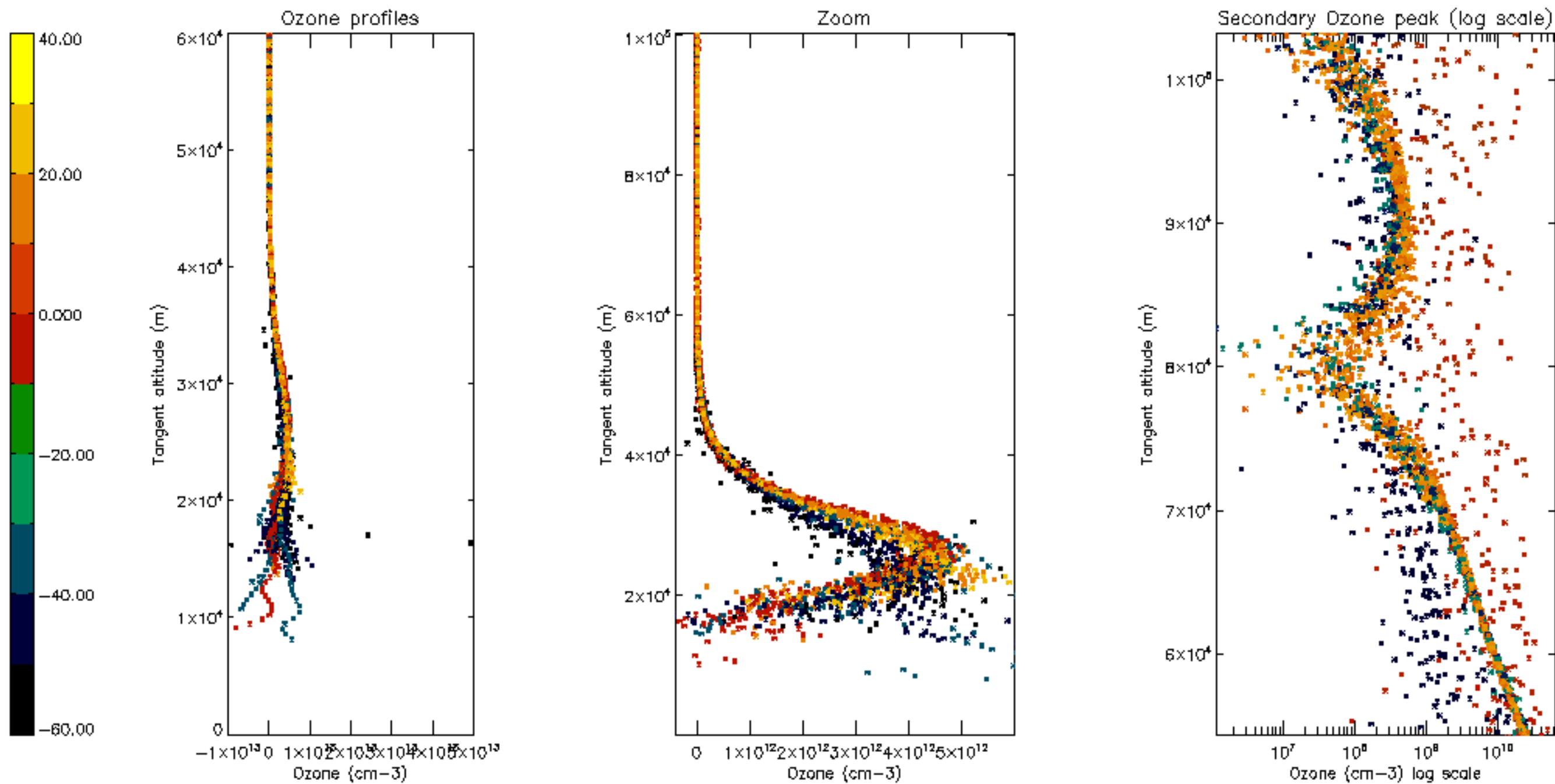


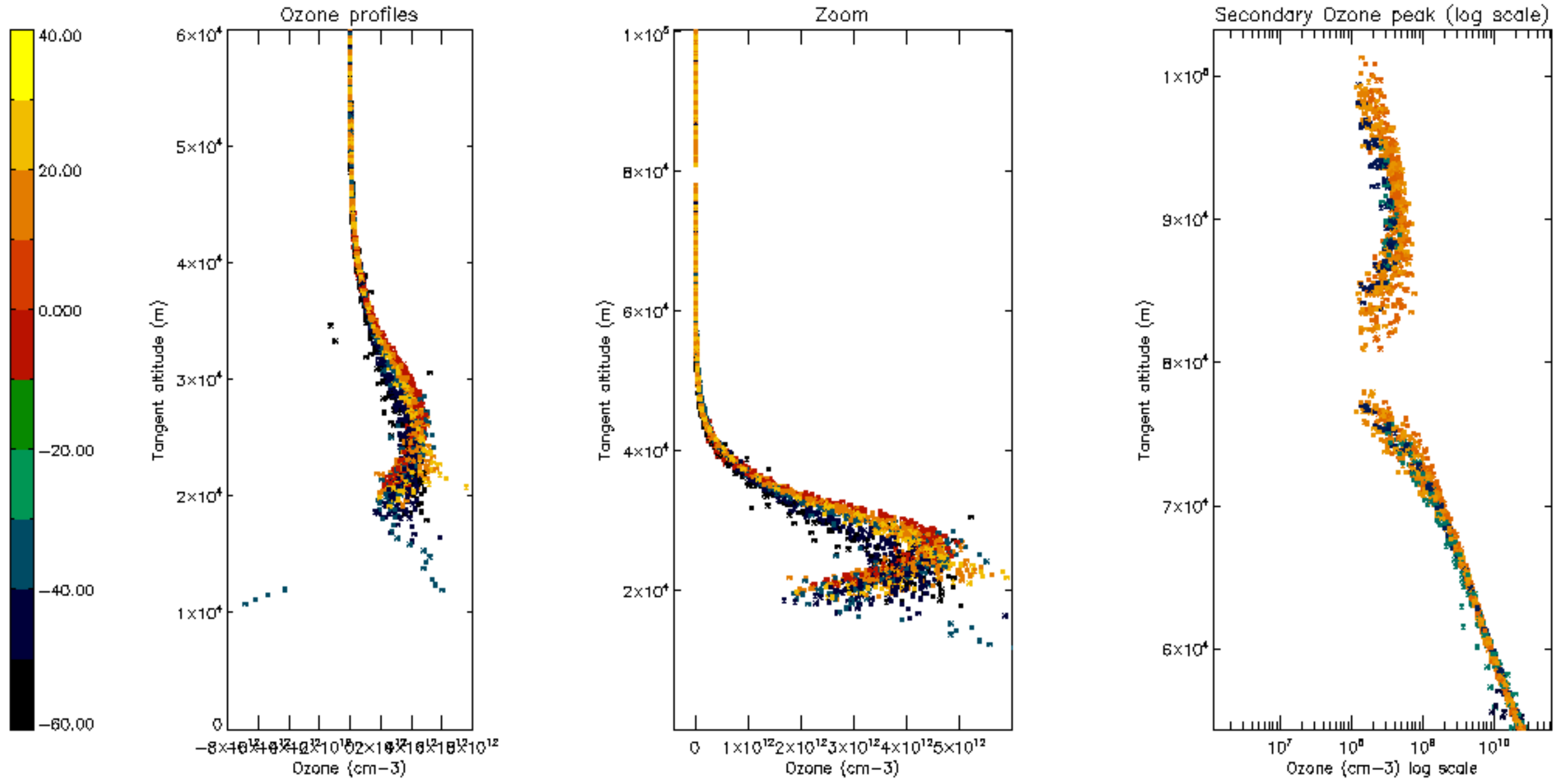
Percentage of star falling outside central band per profile



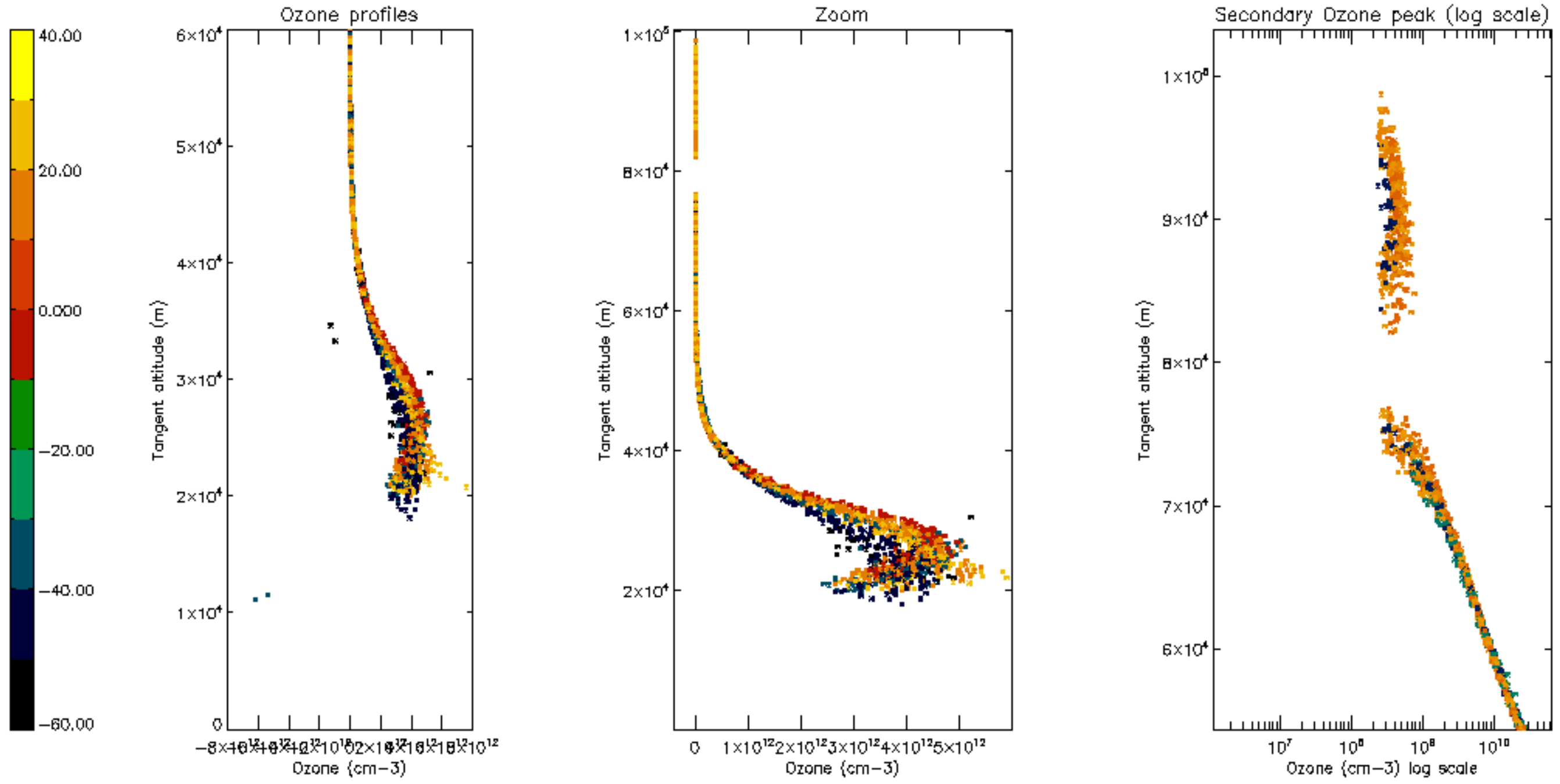
Percentage of saturation errors per profile

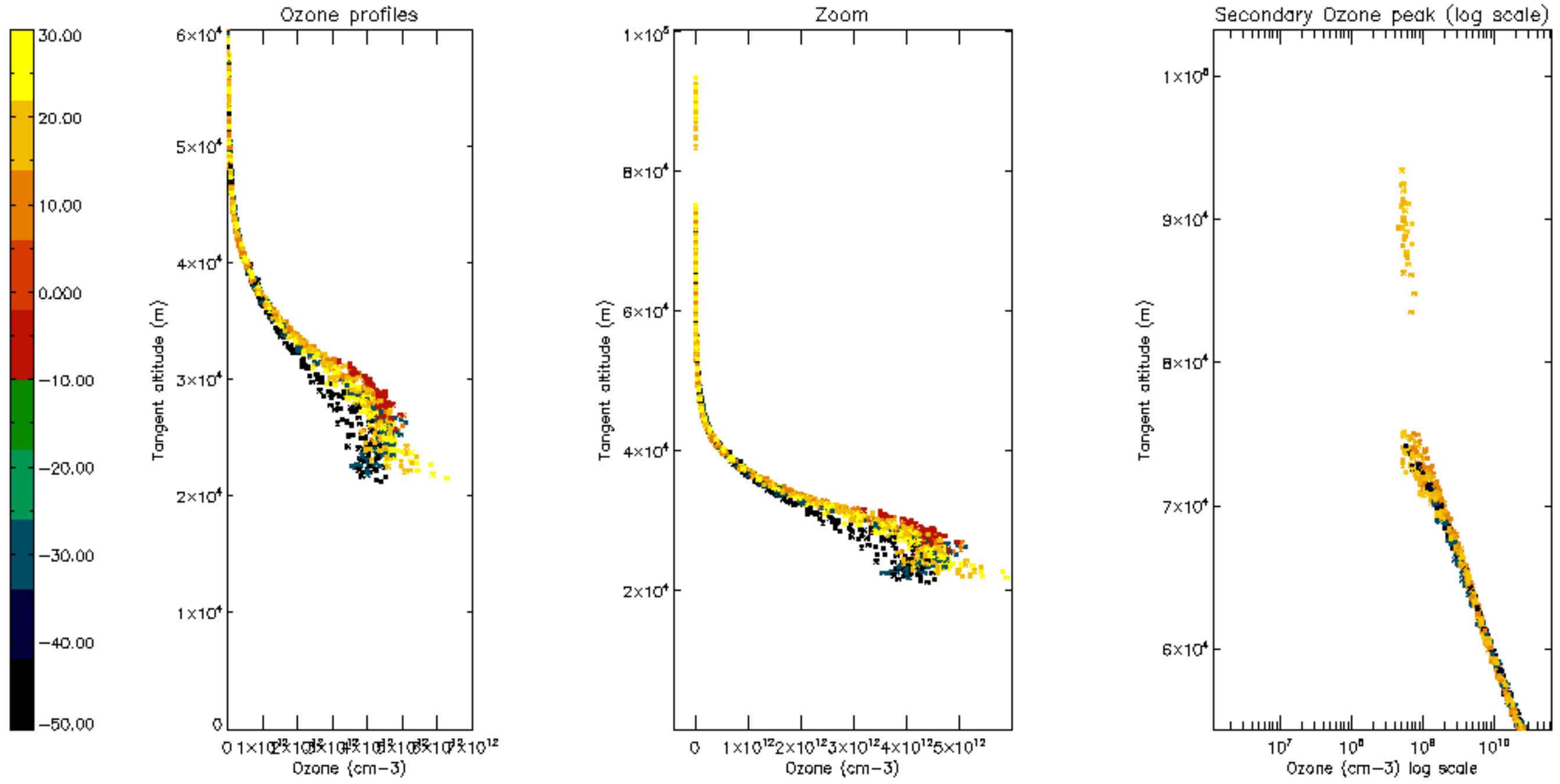


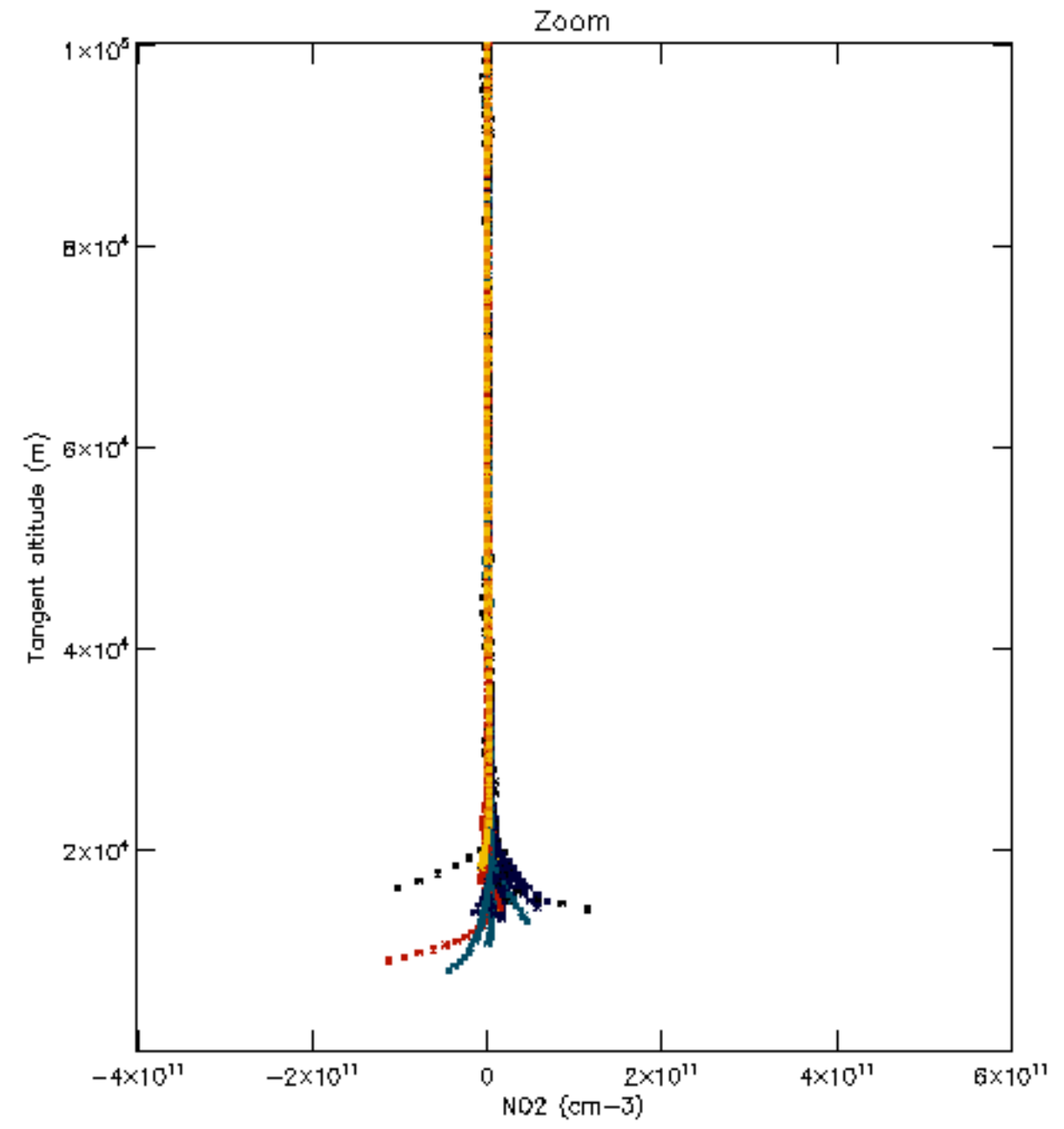
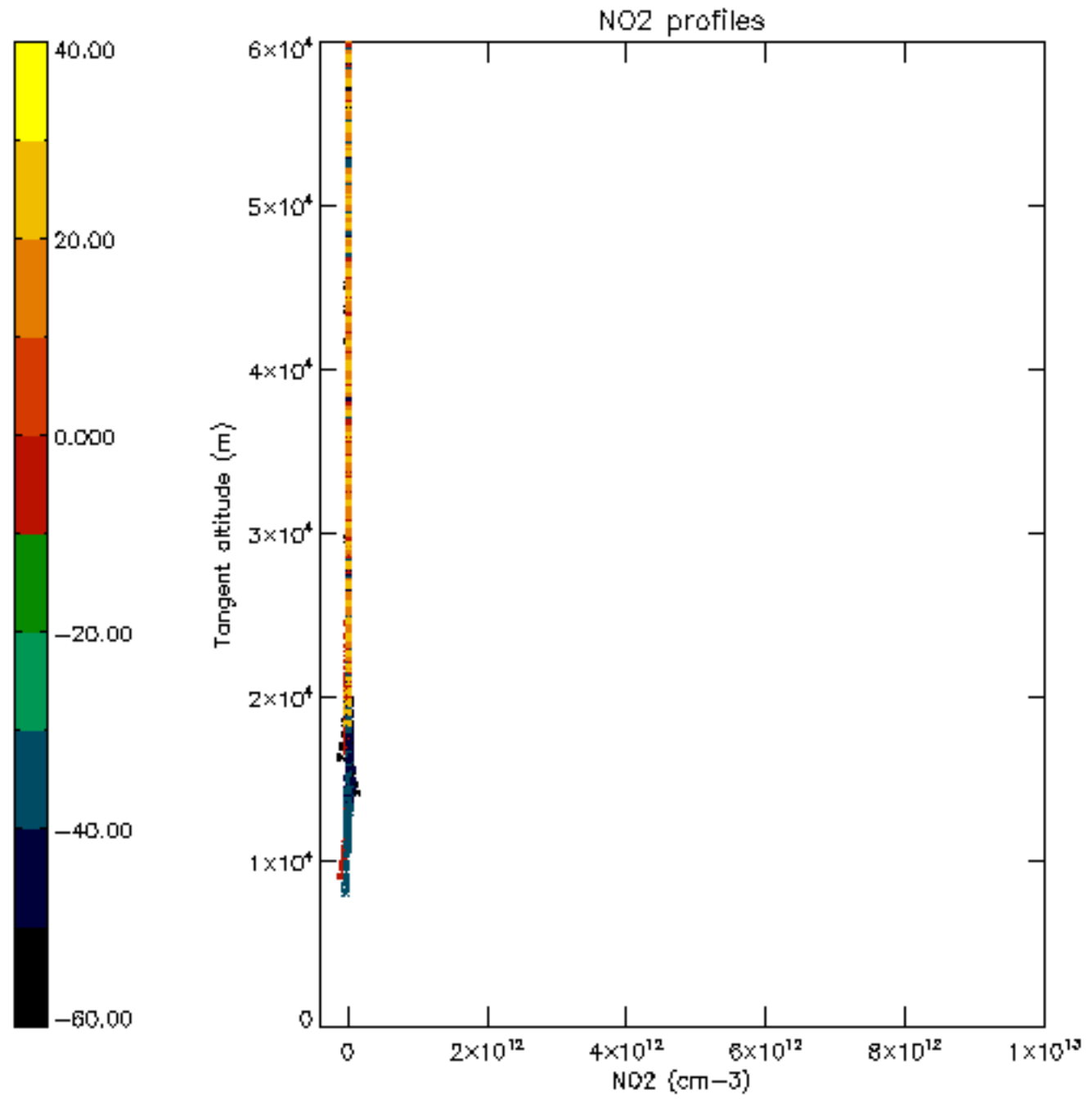


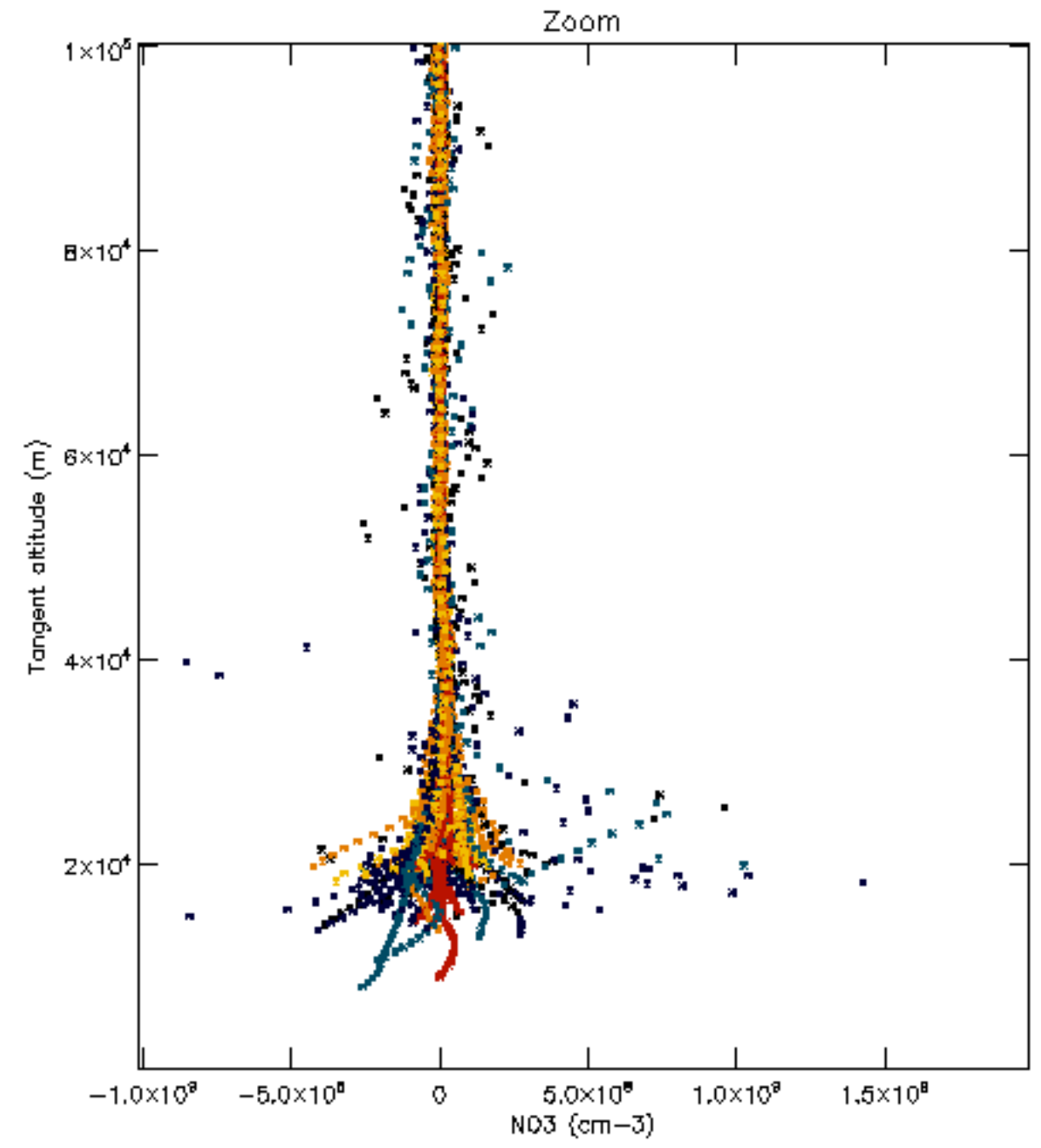
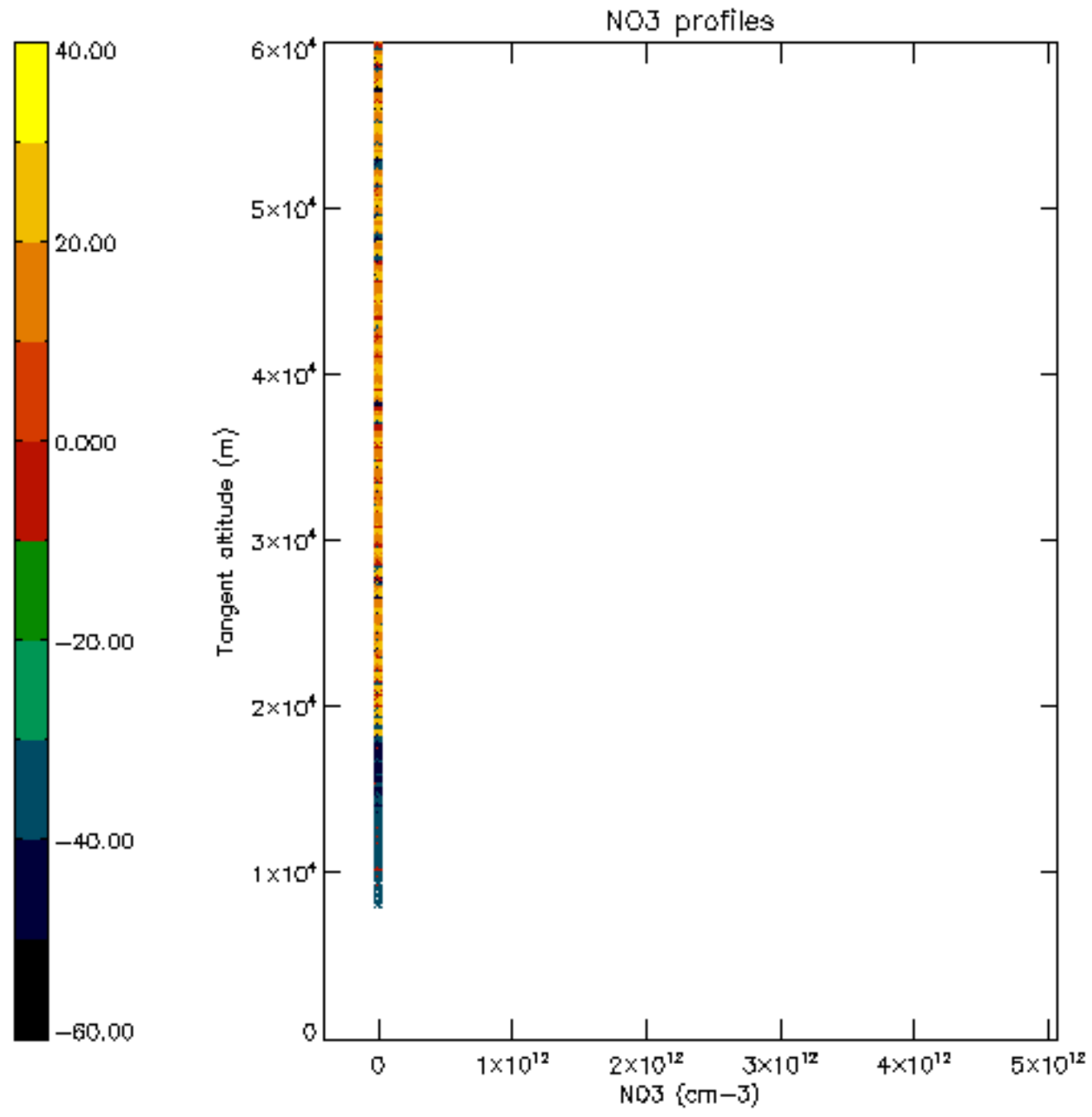




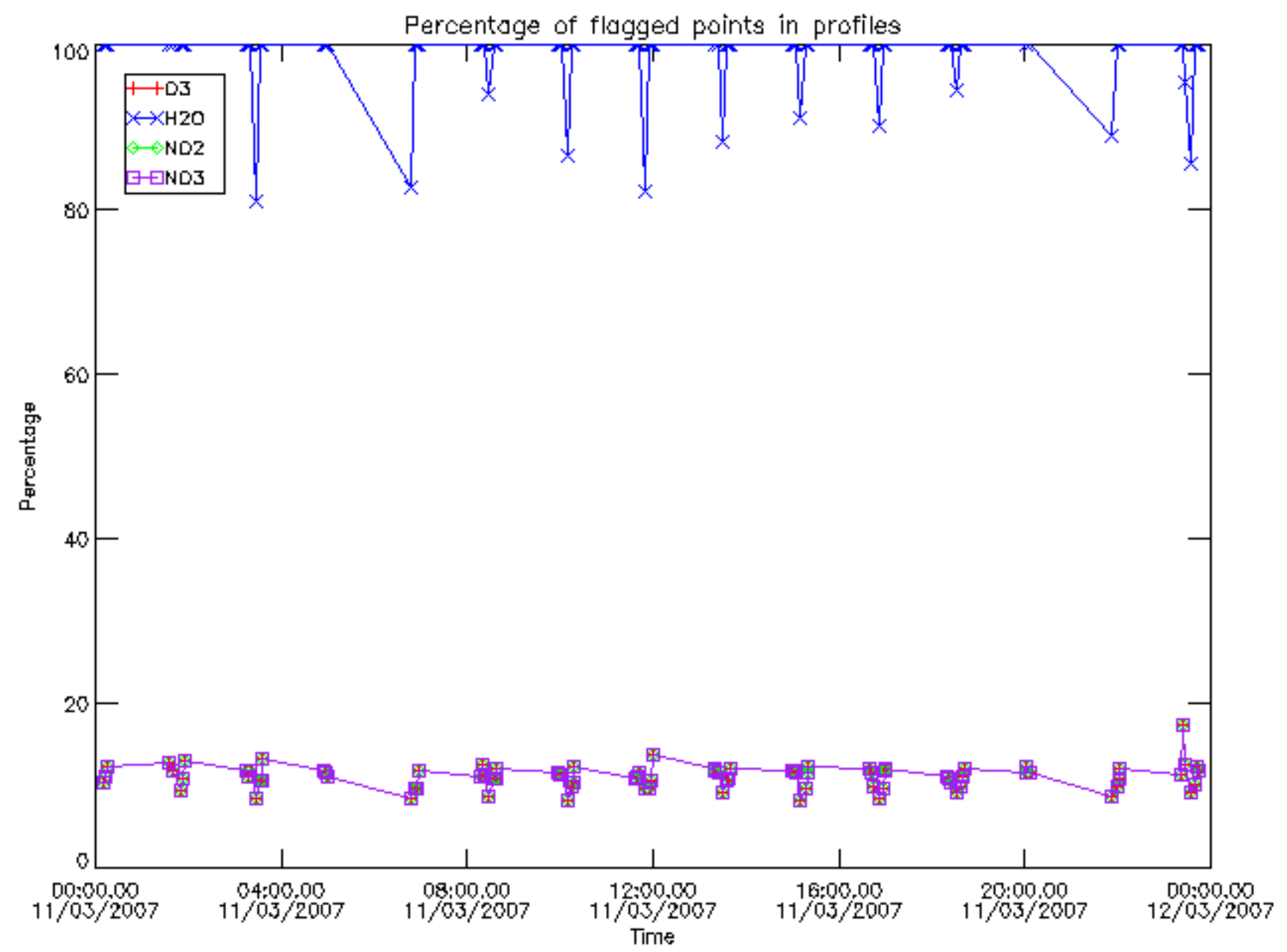




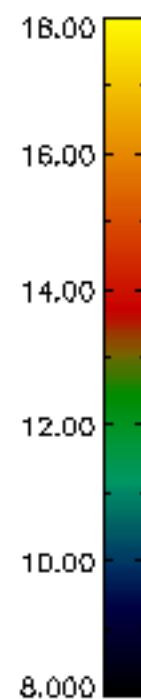
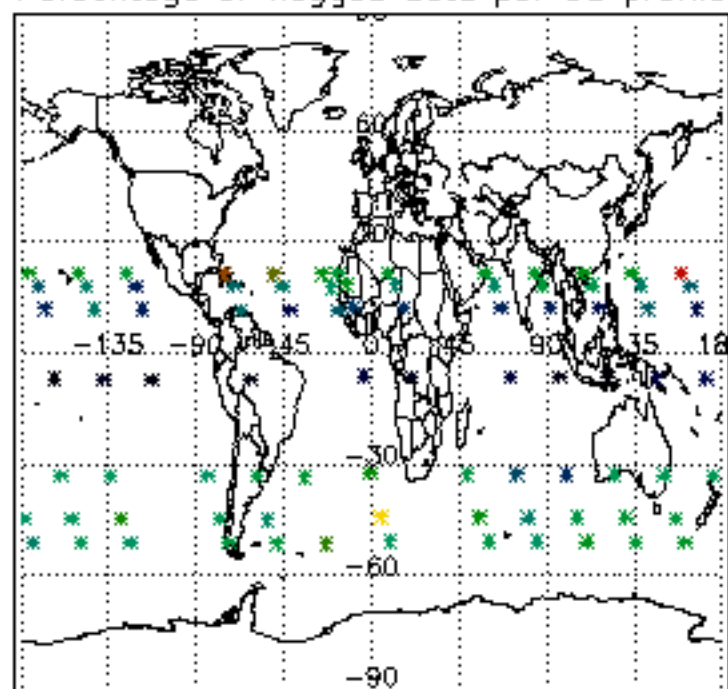




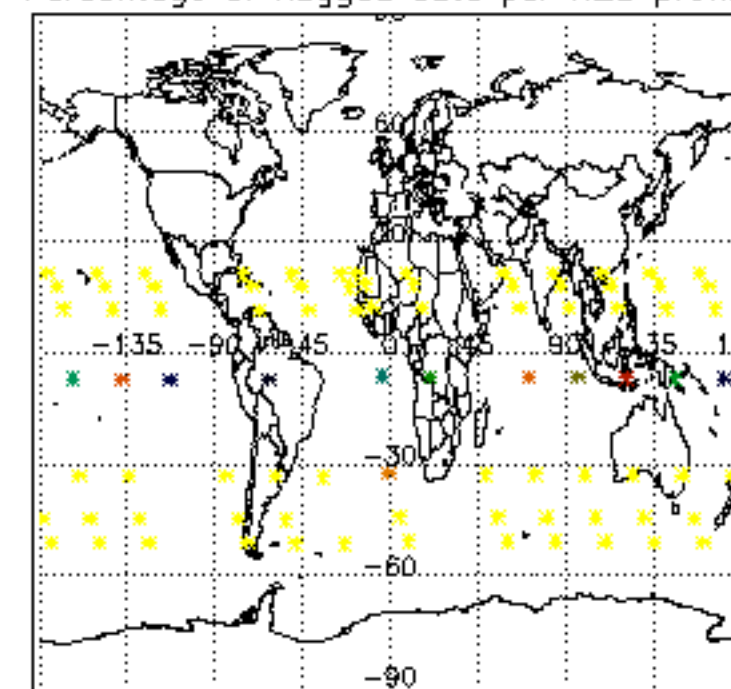




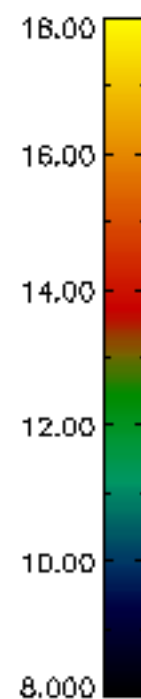
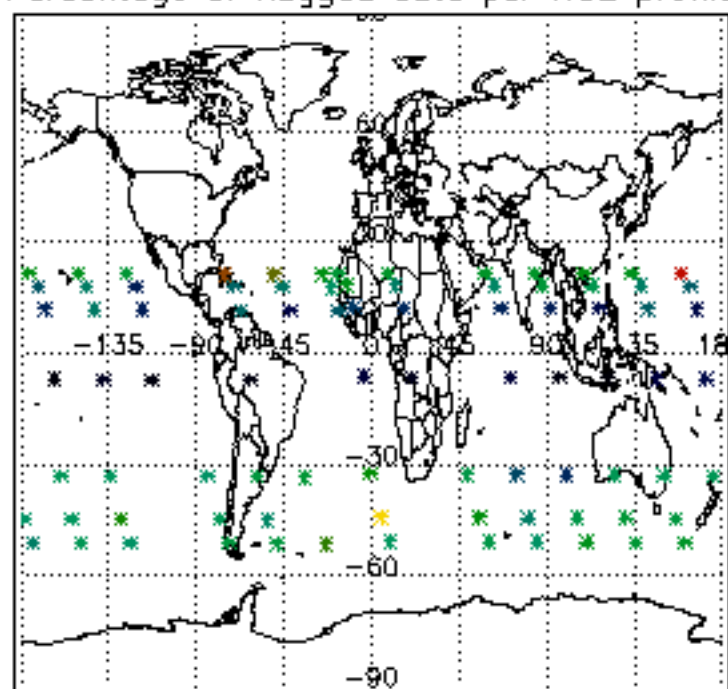
Percentage of flagged data per D3 profile



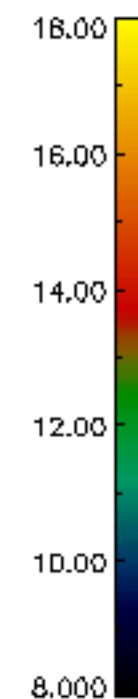
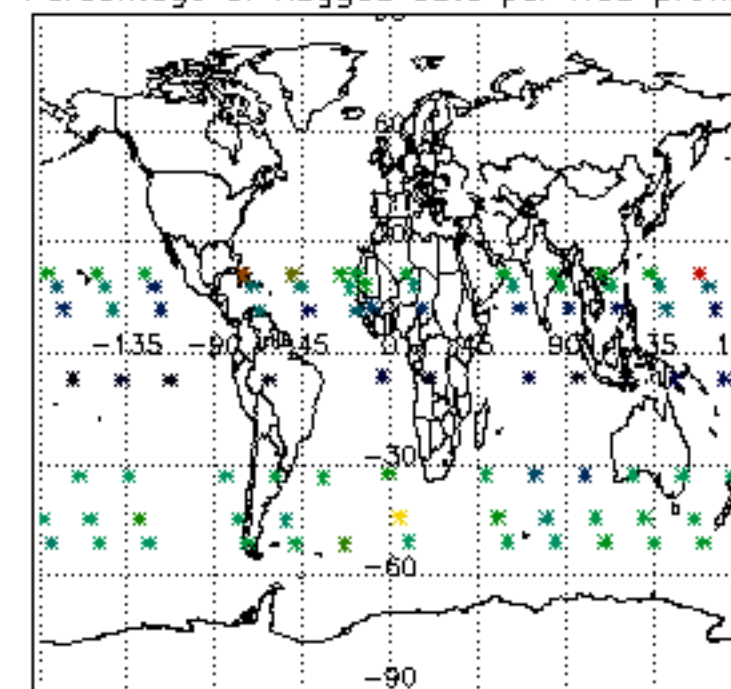
Percentage of flagged data per H2O profile

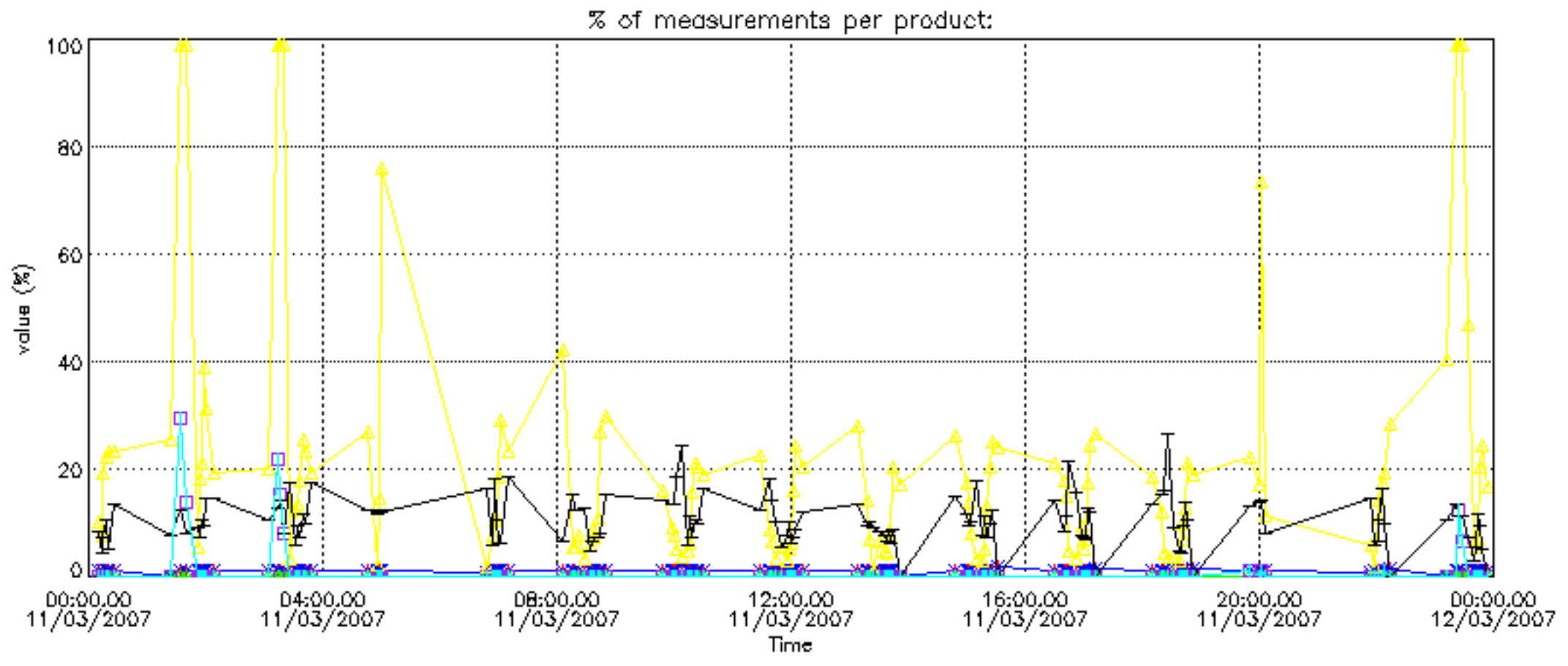


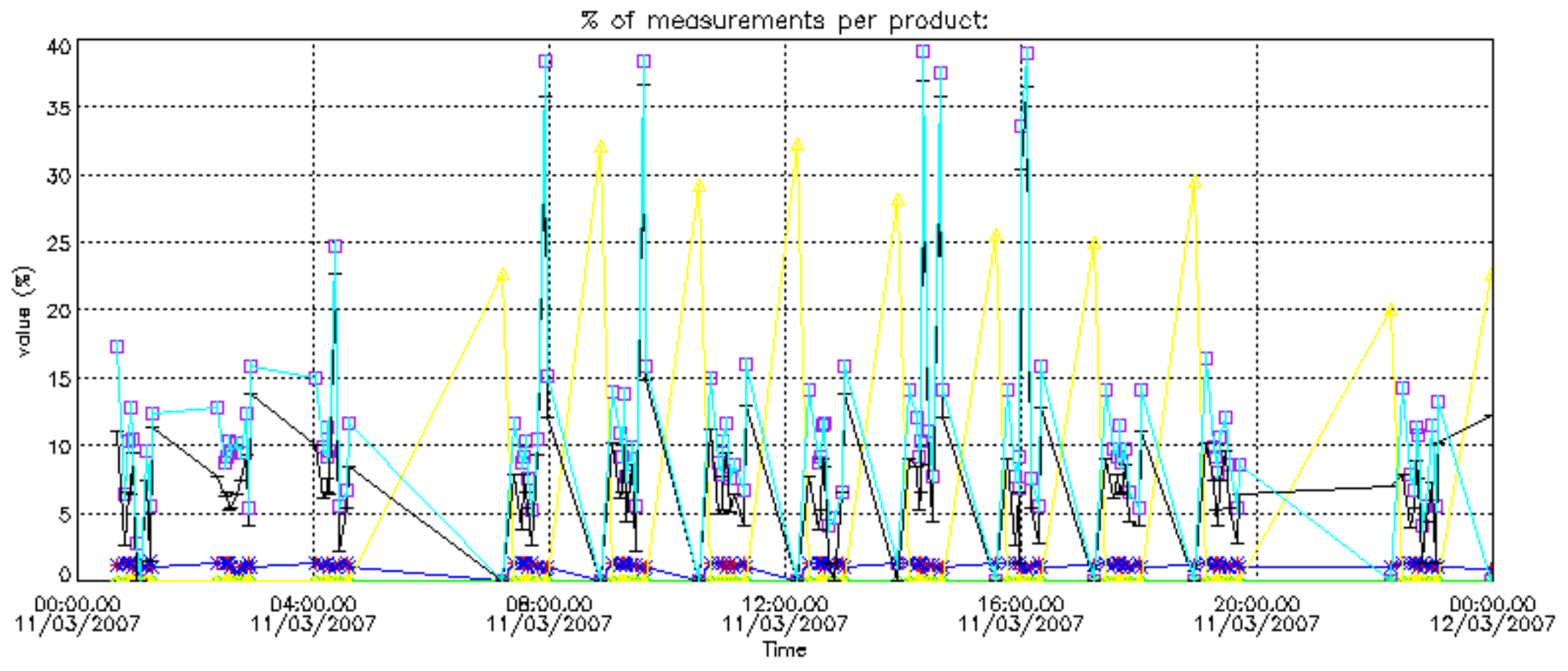
Percentage of flagged data per NO2 profile



Percentage of flagged data per NO3 profile

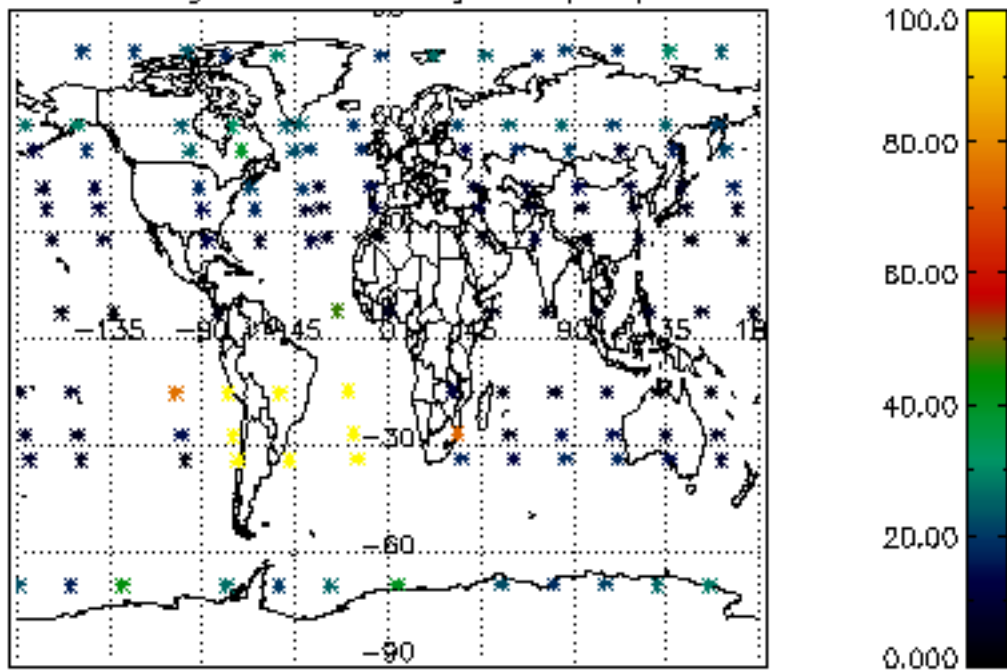




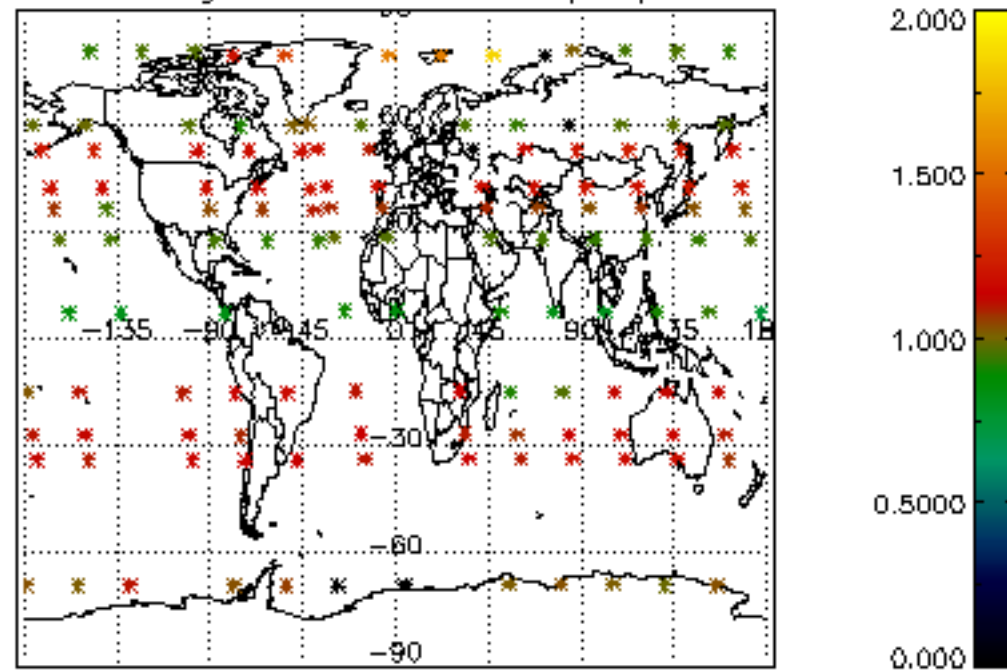




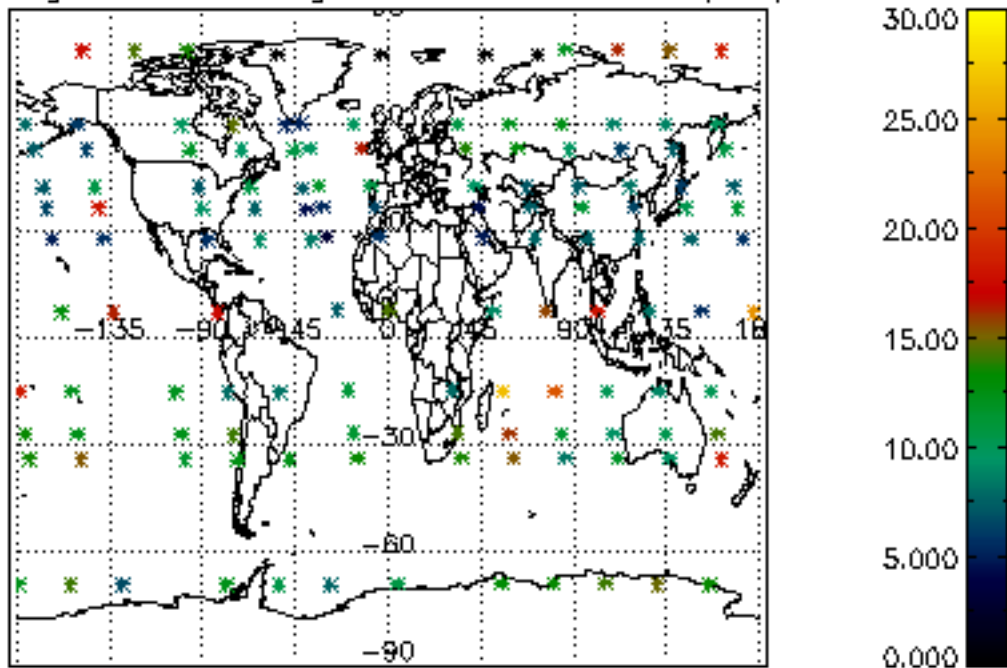
Percentage of cosmic ray hits per profile



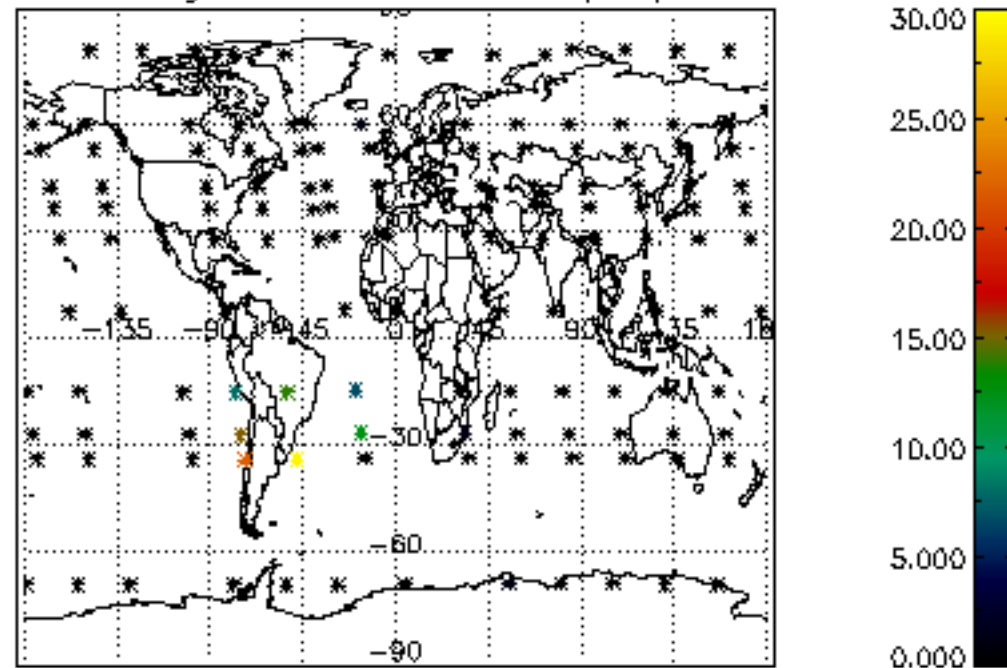
Percentage of datation errors per profile



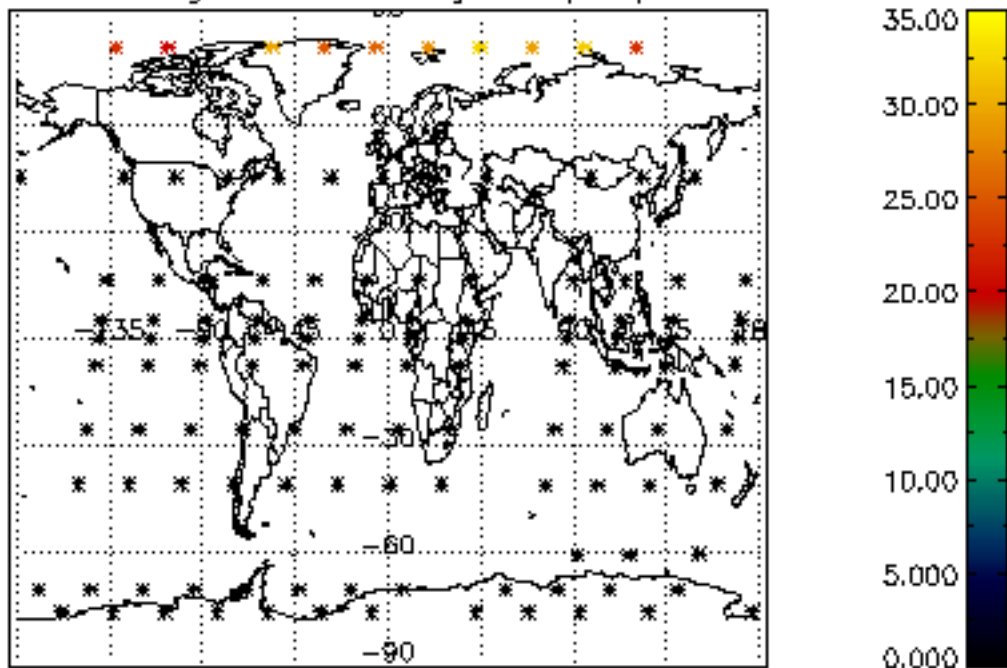
Percentage of star falling outside central band per profile



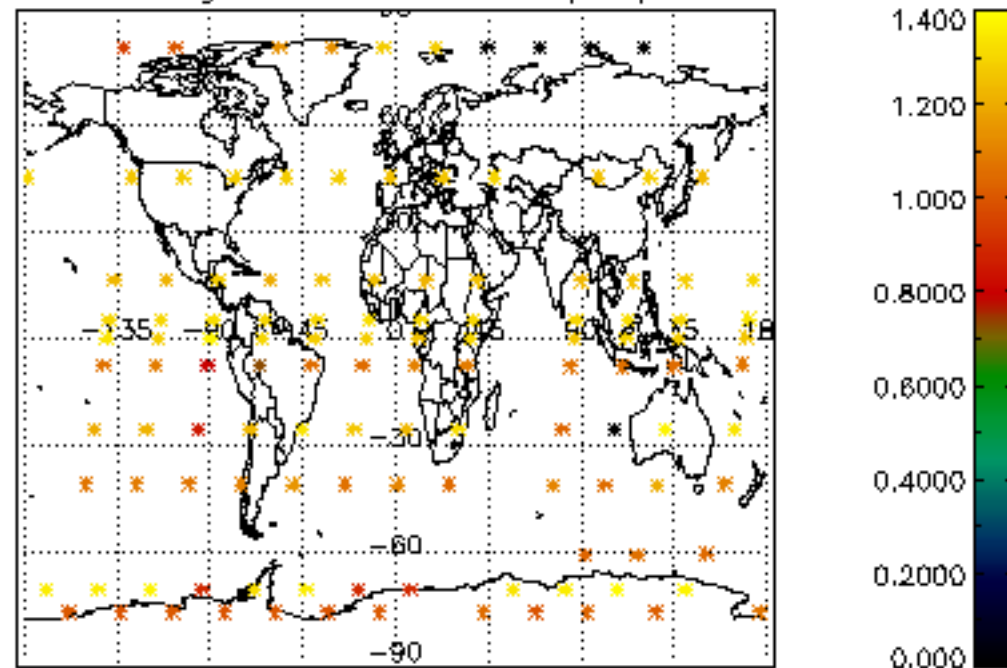
Percentage of saturation errors per profile



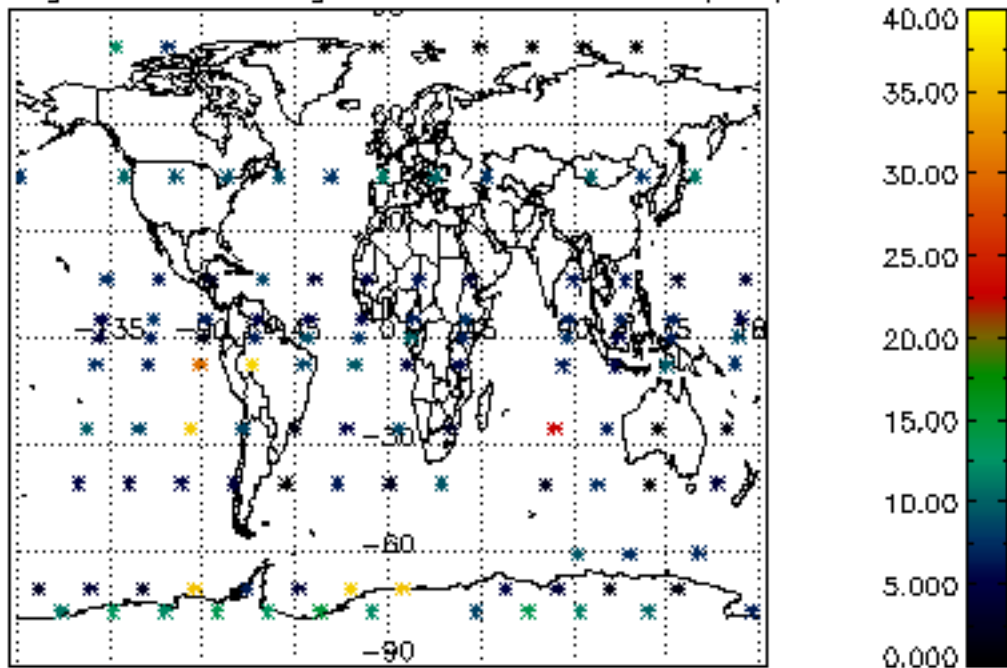
Percentage of cosmic ray hits per profile



Percentage of datation errors per profile



Percentage of star falling outside central band per profile



Percentage of saturation errors per profile

