

# GOMOS Level 2 Daily Report

## SUMMARY

### [1. General Info](#)

### [2. Summary of processed GOM\\_NL\\_2P products](#)

### [3. Level 2 Quality information per product](#)

#### [3.1 Plot of level 2 quality information per product \(time dependant\)](#)

#### [3.2 Plot of level 2 quality information per product \(world map\)](#)

### [4. Level 1 Quality information per product \(stored on level 2 products\)](#)

#### [4.1 Plot of level 1 quality information per product \(time dependant\)](#)

##### [4.1.1 Plot of level 1 quality information per product \(time dependant\): ASCENDING](#)

##### [4.1.2 Plot of level 1 quality information per product \(time dependant\): DESCENDING](#)

#### [4.2 Plot of level 1 quality information per product \(world map\)](#)

##### [4.2.1 Plot of level 1 quality information per product \(world map\): ASCENDING](#)

##### [4.2.2 Plot of level 1 quality information per product \(world map\): DESCENDING](#)

### [5. Ozone profiles based on quality statistics and other trace gas profiles](#)

#### [5.1 Ozone statistics based on quality of products](#)

#### [5.2 Plot ozone profiles for all STD \(dark without errors\)](#)

#### [5.3 Plot ozone profiles where STD < 20% \(dark without errors\)](#)

#### [5.4. Plot ozone profiles where STD < 10% \(dark without errors\)](#)

#### [5.5. Plot ozone profiles where STD < 5% \(dark without errors\)](#)

#### [5.6 Plot NO2 profiles for all STD \(dark without errors\)](#)

#### [5.7 Plot NO3 profiles for all STD \(dark without errors\)](#)

#### [5.8 Plot H2O profiles \(only for occultations of stars 1,2,3,4,13,14,16,26,63 dark without errors\) for all STD](#)

### [6. Auxiliary Data Files used for the production reported in section 2](#)

This report presents the daily analysis on parameters extracted from GOMOS level 2 data (GOM\_NL\_\_2P). It is intended to monitor some important parameters that will impact the quality of these products. A list of level 2 products (and content) that have arrived during the reporting day to the PCF is also given.

Item	Value
Time of report generation	22APR2013 17:06:43
Data source version	GOMOS/6.01
Start time of products	09-03-2007 (09MAR2007 00:00:00)
Stop time of products	10-03-2007 (10MAR2007 00:00:00)
Store outputs in DB	Yes
Nb of level 2 prods	243
Nb of prods with errors	0

## 2. Summary of processed GOM\_NL\_\_2P products.

Nr	Filename	UTC Start time	Limb	Duration	Star Id	Star Name	Star Mag	Star Temp	Nb Meas	Orbit	Prod. error
1	GOM_NL__2PRFIN20070309_000059_000000382056_00145_26251_8991.N1	09-MAR-2007 00:00:59	Bright	38.000	22	32Alp Leo	1.3600	15200.	76	26251	No
2	GOM_NL__2PRFIN20070309_000324_000000412056_00145_26251_8992.N1	09-MAR-2007 00:03:24	Bright	40.500	51	41Gam1Leo	2.0100	4500.0	81	26251	No
3	GOM_NL__2PRFIN20070309_001143_000000412056_00145_26251_8993.N1	09-MAR-2007 00:11:43	Bright	41.000	174	52Psi UMa	3.0040	4400.0	82	26251	No
4	GOM_NL__2PRFIN20070309_001444_000000402056_00145_26251_8994.N1	09-MAR-2007 00:14:44	Bright	40.000	82	48Bet UMa	2.3650	10600.	80	26251	No
5	GOM_NL__2PRFIN20070309_001610_000000572056_00145_26251_8995.N1	09-MAR-2007 00:16:10	Bright	57.000	36	50Alp UMa	1.8000	6300.0	114	26251	No
6	GOM_NL__2PRFIN20070309_002322_000000412056_00145_26251_8996.N1	09-MAR-2007 00:23:22	Bright	40.500	60	7Bet UMi	2.0810	3950.0	81	26251	No
7	GOM_NL__2PRFIN20070309_003604_000000362056_00145_26251_8997.N1	09-MAR-2007 00:36:04	Bright	35.500	144	18Del Cyg	2.8600	11000.	71	26251	No
8	GOM_NL__2PRFIN20070309_003723_000000362056_00145_26251_8998.N1	09-MAR-2007 00:37:23	Bright	35.500	66	37Gam Cyg	2.2080	5900.0	71	26251	No
9	GOM_NL__2PRFIN20070309_004625_000000452056_00145_26251_8999.N1	09-MAR-2007 00:46:25	Bright	45.000	168	17Zet Aql	2.9860	11000.	90	26251	No
10	GOM_NL__2PRFIN20070309_005825_000000422056_00145_26251_9000.N1	09-MAR-2007 00:58:25	Dark	41.500	57	34Sig Sgr	2.0660	26000.	83	26251	No
11	GOM_NL__2PRFIN20070309_010143_000000472056_00145_26251_9001.N1	09-MAR-2007 01:01:43	Dark	46.500	38	20Eps Sgr	1.8360	11000.	93	26251	No
12	GOM_NL__2PRFIN20070309_010806_000000402056_00146_26252_8995.N1	09-MAR-2007 01:08:06	Dark	40.000	141	Bet Ara	2.8400	4600.0	80	26252	No
13	GOM_NL__2PRFIN20070309_011159_000000402056_00146_26252_8996.N1	09-MAR-2007 01:11:59	Dark	39.500	134	Bet TrA	2.8100	6600.0	79	26252	No
14	GOM_NL__2PRFIN20070309_011441_000000472056_00146_26252_8997.N1	09-MAR-2007 01:14:41	Dark	46.500	4	Alp1Cen	-0.010000	5800.0	93	26252	No
15	GOM_NL__2PRFIN20070309_011557_000000422056_00146_26252_8998.N1	09-MAR-2007 01:15:57	Dark	41.500	10	Bet Cen	0.61000	28000.	83	26252	No
16	GOM_NL__2PRFIN20070309_011755_000000422056_00146_26252_8999.N1	09-MAR-2007 01:17:55	Dark	42.000	77	Eps Cen	2.3030	28000.	84	26252	No
17	GOM_NL__2PRFIN20070309_011923_000000542056_00146_26252_9000.N1	09-MAR-2007 01:19:23	Dark	54.000	26	Gam Cru	1.6240	2900.0	108	26252	No
18	GOM_NL__2PRFIN20070309_012058_000000422056_00146_26252_9001.N1	09-MAR-2007 01:20:58	Straylight	42.000	64	Gam Cen	2.2000	10600.	84	26252	No
19	GOM_NL__2PRFIN20070309_014135_000000392056_00146_26252_9002.N1	09-MAR-2007 01:41:35	Bright	39.000	22	32Alp Leo	1.3600	15200.	78	26252	No
20	GOM_NL__2PRFIN20070309_014400_000000402056_00146_26252_9003.N1	09-MAR-2007 01:44:00	Bright	39.500	51	41Gam1Leo	2.0100	4500.0	79	26252	No
21	GOM_NL__2PRFIN20070309_015219_000000402056_00146_26252_9004.N1	09-MAR-2007 01:52:19	Bright	40.000	174	52Psi UMa	3.0040	4400.0	80	26252	No
22	GOM_NL__2PRFIN20070309_015520_000000382056_00146_26252_9005.N1	09-MAR-2007 01:55:20	Bright	38.000	82	48Bet UMa	2.3650	10600.	76	26252	No
23	GOM_NL__2PRFIN20070309_015645_000000382056_00146_26252_9006.N1	09-MAR-2007 01:56:45	Bright	38.000	36	50Alp UMa	1.8000	6300.0	76	26252	No
24	GOM_NL__2PRFIN20070309_020357_000000392056_00146_26252_9007.N1	09-MAR-2007 02:03:57	Bright	38.500	60	7Bet UMi	2.0810	3950.0	77	26252	No
25	GOM_NL__2PRFIN20070309_021640_000000372056_00146_26252_9008.N1	09-MAR-2007 02:16:40	Bright	36.500	144	18Del Cyg	2.8600	11000.	73	26252	No
26	GOM_NL__2PRFIN20070309_021759_000000352056_00146_26252_9009.N1	09-MAR-2007 02:17:59	Bright	34.500	66	37Gam Cyg	2.2080	5900.0	69	26252	No
27	GOM_NL__2PRFIN20070309_022701_000000462056_00146_26252_9010.N1	09-MAR-2007 02:27:01	Bright	46.000	168	17Zet Aql	2.9860	11000.	92	26252	No
28	GOM_NL__2PRFIN20070309_023706_000000442056_00146_26252_9011.N1	09-MAR-2007 02:37:06	Dark	43.500	155	41Pi Sgr	2.9000	6600.0	87	26252	No
29	GOM_NL__2PRFIN20070309_024220_000000442056_00146_26252_9012.N1	09-MAR-2007 02:42:20	Dark	44.000	38	20Eps Sgr	1.8360	11000.	88	26252	No
30	GOM_NL__2PRFIN20070309_024523_000000452056_00146_26252_9013.N1	09-MAR-2007 02:45:23	Dark	45.000	85	Kap Sco	2.4070	28000.	90	26252	No
31	GOM_NL__2PRFIN20070309_024842_000000402056_00147_26253_9020.N1	09-MAR-2007 02:48:42	Dark	40.000	141	Bet Ara	2.8400	4600.0	80	26253	No
32	GOM_NL__2PRFIN20070309_025236_000000392056_00147_26253_9021.N1	09-MAR-2007 02:52:36	Dark	38.500	134	Bet TrA	2.8100	6600.0	77	26253	No
33	GOM_NL__2PRFIN20070309_025517_000000472056_00147_26253_9022.N1	09-MAR-2007 02:55:17	Dark	47.000	4	Alp1Cen	-0.010000	5800.0	94	26253	No
34	GOM_NL__2PRFIN20070309_025634_000000452056_00147_26253_9023.N1	09-MAR-2007 02:56:34	Dark	45.000	10	Bet Cen	0.61000	28000.	90	26253	No
35	GOM_NL__2PRFIN20070309_025831_000000432056_00147_26253_9024.N1	09-MAR-2007 02:58:31	Dark	42.500	77	Eps Cen	2.3030	28000.	85	26253	No
36	GOM_NL__2PRFIN20070309_025959_000000412056_00147_26253_9025.N1	09-MAR-2007 02:59:59	Dark	40.500	26	Gam Cru	1.6240	2900.0	81	26253	No
37	GOM_NL__2PRFIN20070309_030135_000000462056_00147_26253_9026.N1	09-MAR-2007 03:01:35	Straylight	46.000	64	Gam Cen	2.2000	10600.	92	26253	No
38	GOM_NL__2PRFIN20070309_032211_000000402056_00147_26253_9027.N1	09-MAR-2007 03:22:11	Bright	39.500	22	32Alp Leo	1.3600	15200.	79	26253	No
39	GOM_NL__2PRFIN20070309_032435_000000422056_00147_26253_9028.N1	09-MAR-2007 03:24:35	Bright	41.500	51	41Gam1Leo	2.0100	4500.0	83	26253	No
40	GOM_NL__2PRFIN20070309_033254_000000422056_00147_26253_9029.N1	09-MAR-2007 03:32:54	Bright	41.500	174	52Psi UMa	3.0040	4400.0	83	26253	No
41	GOM_NL__2PRFIN20070309_033555_000000382056_00147_26253_9030.N1	09-MAR-2007 03:35:55	Bright	38.000	82	48Bet UMa	2.3650	10600.	76	26253	No
42	GOM_NL__2PRFIN20070309_033721_000000402056_00147_26253_9031.N1	09-MAR-2007 03:37:21	Bright	40.000	36	50Alp UMa	1.8000	6300.0	80	26253	No

43	GOM_NL__2PRFIN20070309_034433_000000412056_00147_26253_9032.N1	09-MAR-2007 03:44:33	Bright	40.500	60	7Bet UMi	2.0810	3950.0	81	26253	No
44	GOM_NL__2PRFIN20070309_035716_000000372056_00147_26253_9033.N1	09-MAR-2007 03:57:16	Bright	37.000	144	18Del Cyg	2.8600	11000.	74	26253	No
45	GOM_NL__2PRFIN20070309_035835_000000362056_00147_26253_9034.N1	09-MAR-2007 03:58:35	Bright	35.500	66	37Gam Cyg	2.2080	5900.0	71	26253	No
46	GOM_NL__2PRFIN20070309_040737_000000492056_00147_26253_9035.N1	09-MAR-2007 04:07:37	Bright	48.500	168	17Zet Aql	2.9860	11000.	97	26253	No
47	GOM_NL__2PRFIN20070309_041743_000000452056_00147_26253_9036.N1	09-MAR-2007 04:17:43	Dark	44.500	155	41Pi Sgr	2.9000	6600.0	89	26253	No
48	GOM_NL__2PRFIN20070309_041939_000000452056_00147_26253_9037.N1	09-MAR-2007 04:19:39	Dark	45.000	57	34Sig Sgr	2.0660	26000.	90	26253	No
49	GOM_NL__2PRFIN20070309_042256_000000432056_00147_26253_9038.N1	09-MAR-2007 04:22:56	Dark	43.000	38	20Eps Sgr	1.8360	11000.	86	26253	No
50	GOM_NL__2PRFIN20070309_042600_000000462056_00147_26253_9039.N1	09-MAR-2007 04:26:00	Dark	45.500	85	Kap Sco	2.4070	28000.	91	26253	No
51	GOM_NL__2PRFIN20070309_042919_000000442056_00148_26254_9032.N1	09-MAR-2007 04:29:19	Dark	44.000	141	Bet Ara	2.8400	4600.0	88	26254	No
52	GOM_NL__2PRFIN20070309_043312_000000392056_00148_26254_9033.N1	09-MAR-2007 04:33:12	Dark	38.500	134	Bet TrA	2.8100	6600.0	77	26254	No
53	GOM_NL__2PRFIN20070309_043554_000000522056_00148_26254_9034.N1	09-MAR-2007 04:35:54	Dark	51.500	4	Alp1Cen	-0.010000	5800.0	103	26254	No
54	GOM_NL__2PRFIN20070309_043710_000000522056_00148_26254_9035.N1	09-MAR-2007 04:37:10	Dark	52.000	10	Bet Cen	0.61000	28000.	104	26254	No
55	GOM_NL__2PRFIN20070309_043908_000000442056_00148_26254_9036.N1	09-MAR-2007 04:39:08	Dark	43.500	77	Eps Cen	2.3030	28000.	87	26254	No
56	GOM_NL__2PRFIN20070309_044036_000000462056_00148_26254_9037.N1	09-MAR-2007 04:40:36	Dark	46.000	26	Gam Cru	1.6240	2900.0	92	26254	No
57	GOM_NL__2PRFIN20070309_044212_000000462056_00148_26254_9038.N1	09-MAR-2007 04:42:12	Straylight	46.000	64	Gam Cen	2.2000	10600.	92	26254	No
58	GOM_NL__2PRFIN20070309_050247_000000382056_00148_26254_9039.N1	09-MAR-2007 05:02:47	Bright	38.000	22	32Alp Leo	1.3600	15200.	76	26254	No
59	GOM_NL__2PRFIN20070309_050511_000000402056_00148_26254_9040.N1	09-MAR-2007 05:05:11	Bright	40.000	51	41Gam1Leo	2.0100	4500.0	80	26254	No
60	GOM_NL__2PRFIN20070309_051330_000000422056_00148_26254_9041.N1	09-MAR-2007 05:13:30	Bright	42.000	174	52Psi UMa	3.0040	4400.0	84	26254	No
61	GOM_NL__2PRFIN20070309_051631_000000392056_00148_26254_9042.N1	09-MAR-2007 05:16:31	Bright	38.500	82	48Bet UMa	2.3650	10600.	77	26254	No
62	GOM_NL__2PRFIN20070309_051757_000000402056_00148_26254_9043.N1	09-MAR-2007 05:17:57	Bright	40.000	36	50Alp UMa	1.8000	6300.0	80	26254	No
63	GOM_NL__2PRFIN20070309_052509_000000372056_00148_26254_9044.N1	09-MAR-2007 05:25:09	Bright	37.000	60	7Bet UMi	2.0810	3950.0	74	26254	No
64	GOM_NL__2PRFIN20070309_053752_000000382056_00148_26254_9045.N1	09-MAR-2007 05:37:52	Bright	37.500	144	18Del Cyg	2.8600	11000.	75	26254	No
65	GOM_NL__2PRFIN20070309_053911_000000362056_00148_26254_9046.N1	09-MAR-2007 05:39:11	Bright	36.000	66	37Gam Cyg	2.2080	5900.0	72	26254	No
66	GOM_NL__2PRFIN20070309_054814_000000472056_00148_26254_9047.N1	09-MAR-2007 05:48:14	Bright	47.000	168	17Zet Aql	2.9860	11000.	94	26254	No
67	GOM_NL__2PRFIN20070309_055819_000000422056_00148_26254_9048.N1	09-MAR-2007 05:58:19	Dark	42.000	155	41Pi Sgr	2.9000	6600.0	84	26254	No
68	GOM_NL__2PRFIN20070309_060015_000000422056_00148_26254_9049.N1	09-MAR-2007 06:00:15	Dark	41.500	57	34Sig Sgr	2.0660	26000.	83	26254	No
69	GOM_NL__2PRFIN20070309_060333_000000462056_00148_26254_9050.N1	09-MAR-2007 06:03:33	Dark	46.000	38	20Eps Sgr	1.8360	11000.	92	26254	No
70	GOM_NL__2PRFIN20070309_060637_000000452056_00148_26254_9051.N1	09-MAR-2007 06:06:37	Dark	45.000	85	Kap Sco	2.4070	28000.	90	26254	No
71	GOM_NL__2PRFIN20070309_075032_000000432056_00150_26256_9057.N1	09-MAR-2007 07:50:32	Dark	42.500	141	Bet Ara	2.8400	4600.0	85	26256	No
72	GOM_NL__2PRFIN20070309_075425_000000382056_00150_26256_9058.N1	09-MAR-2007 07:54:25	Dark	38.000	134	Bet TrA	2.8100	6600.0	76	26256	No
73	GOM_NL__2PRFIN20070309_075707_000000552056_00150_26256_9059.N1	09-MAR-2007 07:57:07	Dark	55.000	4	Alp1Cen	-0.010000	5800.0	110	26256	No
74	GOM_NL__2PRFIN20070309_075823_000000422056_00150_26256_9060.N1	09-MAR-2007 07:58:23	Dark	42.000	10	Bet Cen	0.61000	28000.	84	26256	No
75	GOM_NL__2PRFIN20070309_080021_000000422056_00150_26256_9061.N1	09-MAR-2007 08:00:21	Dark	42.000	77	Eps Cen	2.3030	28000.	84	26256	No
76	GOM_NL__2PRFIN20070309_080149_000000532056_00150_26256_9062.N1	09-MAR-2007 08:01:49	Dark	53.000	26	Gam Cru	1.6240	2900.0	106	26256	No
77	GOM_NL__2PRFIN20070309_080325_000000432056_00150_26256_9063.N1	09-MAR-2007 08:03:25	Straylight	43.000	64	Gam Cen	2.2000	10600.	86	26256	No
78	GOM_NL__2PRFIN20070309_082359_000000392056_00150_26256_9064.N1	09-MAR-2007 08:23:59	Bright	39.000	22	32Alp Leo	1.3600	15200.	78	26256	No
79	GOM_NL__2PRFIN20070309_082623_000000412056_00150_26256_9065.N1	09-MAR-2007 08:26:23	Bright	40.500	51	41Gam1Leo	2.0100	4500.0	81	26256	No
80	GOM_NL__2PRFIN20070309_083441_000000402056_00150_26256_9066.N1	09-MAR-2007 08:34:41	Bright	40.000	174	52Psi UMa	3.0040	4400.0	80	26256	No
81	GOM_NL__2PRFIN20070309_083742_000000392056_00150_26256_9067.N1	09-MAR-2007 08:37:42	Bright	39.000	82	48Bet UMa	2.3650	10600.	78	26256	No
82	GOM_NL__2PRFIN20070309_083908_000000402056_00150_26256_9068.N1	09-MAR-2007 08:39:08	Bright	39.500	36	50Alp UMa	1.8000	6300.0	79	26256	No
83	GOM_NL__2PRFIN20070309_084620_000000412056_00150_26256_9069.N1	09-MAR-2007 08:46:20	Bright	40.500	60	7Bet UMi	2.0810	3950.0	81	26256	No
84	GOM_NL__2PRFIN20070309_085904_000000362056_00150_26256_9070.N1	09-MAR-2007 08:59:04	Bright	36.000	144	18Del Cyg	2.8600	11000.	72	26256	No
85	GOM_NL__2PRFIN20070309_090023_000000362056_00150_26256_9071.N1	09-MAR-2007 09:00:23	Bright	35.500	66	37Gam Cyg	2.2080	5900.0	71	26256	No
86	GOM_NL__2PRFIN20070309_090927_000000472056_00150_26256_9072.N1	09-MAR-2007 09:09:27	Bright	46.500	168	17Zet Aql	2.9860	11000.	93	26256	No
87	GOM_NL__2PRFIN20070309_091933_000000432056_00150_26256_9073.N1	09-MAR-2007 09:19:33	Dark	43.000	155	41Pi Sgr	2.9000	6600.0	86	26256	No
88	GOM_NL__2PRFIN20070309_092128_000000432056_00150_26256_9074.N1	09-MAR-2007 09:21:28	Dark	42.500	57	34Sig Sgr	2.0660	26000.	85	26256	No
89	GOM_NL__2PRFIN20070309_092447_000000472056_00150_26256_9075.N1	09-MAR-2007 09:24:47	Dark	47.000	38	20Eps Sgr	1.8360	11000.	94	26256	No
90	GOM_NL__2PRFIN20070309_092751_000000452056_00150_26256_9076.N1	09-MAR-2007 09:27:51	Dark	45.000	85	Kap Sco	2.4070	28000.	90	26256	No
91	GOM_NL__2PRFIN20070309_093109_000000422056_00151_26257_9065.N1	09-MAR-2007 09:31:09	Dark	42.000	141	Bet Ara	2.8400	4600.0	84	26257	No
92	GOM_NL__2PRFIN20070309_093502_000000402056_00151_26257_9066.N1	09-MAR-2007 09:35:02	Dark	39.500	134	Bet TrA	2.8100	6600.0	79	26257	No
93	GOM_NL__2PRFIN20070309_093743_000000562056_00151_26257_9067.N1	09-MAR-2007 09:37:43	Dark	55.500	4	Alp1Cen	-0.010000	5800.0	111	26257	No
94	GOM_NL__2PRFIN20070309_093900_000000512056_00151_26257_9068.N1	09-MAR-2007 09:39:00	Dark	50.500	10	Bet Cen	0.61000	28000.	101	26257	No
95	GOM_NL__2PRFIN20070309_094058_000000422056_00151_26257_9069.N1	09-MAR-2007 09:40:58	Dark	41.500	77	Eps Cen	2.3030	28000.	83	26257	No
96	GOM_NL__2PRFIN20070309_094225_000000522056_00151_26257_9070.N1	09-MAR-2007 09:42:25	Dark	52.000	26	Gam Cru	1.6240	2900.0	104	26257	No
97	GOM_NL__2PRFIN20070309_094401_000000442056_00151_26257_9071.N1	09-MAR-2007 09:44:01	Straylight	44.000	64	Gam Cen	2.2000	10600.	88	26257	No
98	GOM_NL__2PRFIN20070309_100434_000000392056_00151_26257_9072.N1	09-MAR-2007 10:04:34	Bright	38.500	22	32Alp Leo	1.3600	15200.	77	26257	No
99	GOM_NL__2PRFIN20070309_100658_000000402056_00151_26257_9073.N1	09-MAR-2007 10:06:58	Bright	40.000	51	41Gam1Leo	2.0100	4500.0	80	26257	No
100	GOM_NL__2PRFIN20070309_101516_000000422056_00151_26257_9074.N1	09-MAR-2007 10:15:16	Bright	41.500	174	52Psi UMa	3.0040	4400.0	83	26257	No
101	GOM_NL__2PRFIN20070309_101818_000000392056_00151_26257_9075.N1	09-MAR-2007 10:18:18	Bright	39.000	82	48Bet UMa	2.3650	10600.	78	26257	No

102	GOM_NL__2PRFIN20070309_101943_000000392056_00151_26257_9076.N1	09-MAR-2007 10:19:43	Bright	38.500	36	50Alp UMa	1.8000	6300.0	77	26257	No
103	GOM_NL__2PRFIN20070309_102655_000000402056_00151_26257_9077.N1	09-MAR-2007 10:26:55	Bright	39.500	60	7Bet UMi	2.0810	3950.0	79	26257	No
104	GOM_NL__2PRFIN20070309_103940_000000372056_00151_26257_9078.N1	09-MAR-2007 10:39:40	Bright	36.500	144	18Del Cyg	2.8600	11000.	73	26257	No
105	GOM_NL__2PRFIN20070309_104059_000000372056_00151_26257_9079.N1	09-MAR-2007 10:40:59	Bright	36.500	66	37Gam Cyg	2.2080	5900.0	73	26257	No
106	GOM_NL__2PRFIN20070309_105003_000000462056_00151_26257_9080.N1	09-MAR-2007 10:50:03	Bright	45.500	168	17Zet Aql	2.9860	11000.	91	26257	No
107	GOM_NL__2PRFIN20070309_110009_000000442056_00151_26257_9081.N1	09-MAR-2007 11:00:09	Dark	44.000	155	41Pi Sgr	2.9000	6600.0	88	26257	No
108	GOM_NL__2PRFIN20070309_110205_000000422056_00151_26257_9082.N1	09-MAR-2007 11:02:05	Dark	42.000	57	34Sig Sgr	2.0660	26000.	84	26257	No
109	GOM_NL__2PRFIN20070309_110523_000000452056_00151_26257_9083.N1	09-MAR-2007 11:05:23	Dark	44.500	38	20Eps Sgr	1.8360	11000.	89	26257	No
110	GOM_NL__2PRFIN20070309_110828_000000452056_00151_26257_9084.N1	09-MAR-2007 11:08:28	Dark	44.500	85	Kap Sco	2.4070	28000.	89	26257	No
111	GOM_NL__2PRFIN20070309_111145_000000432056_00152_26258_9124.N1	09-MAR-2007 11:11:45	Dark	42.500	141	Bet Ara	2.8400	4600.0	85	26258	No
112	GOM_NL__2PRFIN20070309_111538_000000392056_00152_26258_9125.N1	09-MAR-2007 11:15:38	Dark	39.000	134	Bet TrA	2.8100	6600.0	78	26258	No
113	GOM_NL__2PRFIN20070309_111820_000000442056_00152_26258_9126.N1	09-MAR-2007 11:18:20	Dark	43.500	4	Alp1Cen	-0.010000	5800.0	87	26258	No
114	GOM_NL__2PRFIN20070309_111936_000000412056_00152_26258_9127.N1	09-MAR-2007 11:19:36	Dark	41.000	10	Bet Cen	0.61000	28000.	82	26258	No
115	GOM_NL__2PRFIN20070309_112134_000000422056_00152_26258_9128.N1	09-MAR-2007 11:21:34	Dark	41.500	77	Eps Cen	2.3030	28000.	83	26258	No
116	GOM_NL__2PRFIN20070309_112301_000000462056_00152_26258_9129.N1	09-MAR-2007 11:23:01	Dark	45.500	26	Gam Cru	1.6240	2900.0	91	26258	No
117	GOM_NL__2PRFIN20070309_112437_000000452056_00152_26258_9130.N1	09-MAR-2007 11:24:37	Straylight	44.500	64	Gam Cen	2.2000	10600.	89	26258	No
118	GOM_NL__2PRFIN20070309_114510_000000392056_00152_26258_9131.N1	09-MAR-2007 11:45:10	Bright	38.500	22	32Alp Leo	1.3600	15200.	77	26258	No
119	GOM_NL__2PRFIN20070309_114734_000000402056_00152_26258_9132.N1	09-MAR-2007 11:47:34	Bright	39.500	51	41Gam1Leo	2.0100	4500.0	79	26258	No
120	GOM_NL__2PRFIN20070309_115552_000000412056_00152_26258_9133.N1	09-MAR-2007 11:55:52	Bright	41.000	174	52Psi UMa	3.0040	4400.0	82	26258	No
121	GOM_NL__2PRFIN20070309_115853_000000382056_00152_26258_9134.N1	09-MAR-2007 11:58:53	Bright	38.000	82	48Bet UMa	2.3650	10600.	76	26258	No
122	GOM_NL__2PRFIN20070309_120019_000000402056_00152_26258_9135.N1	09-MAR-2007 12:00:19	Bright	40.000	36	50Alp UMa	1.8000	6300.0	80	26258	No
123	GOM_NL__2PRFIN20070309_120731_000000412056_00152_26258_9136.N1	09-MAR-2007 12:07:31	Bright	40.500	60	7Bet UMi	2.0810	3950.0	81	26258	No
124	GOM_NL__2PRFIN20070309_122016_000000372056_00152_26258_9137.N1	09-MAR-2007 12:20:16	Bright	37.000	144	18Del Cyg	2.8600	11000.	74	26258	No
125	GOM_NL__2PRFIN20070309_122135_000000372056_00152_26258_9138.N1	09-MAR-2007 12:21:35	Bright	37.000	66	37Gam Cyg	2.2080	5900.0	74	26258	No
126	GOM_NL__2PRFIN20070309_123039_000000472056_00152_26258_9139.N1	09-MAR-2007 12:30:39	Bright	46.500	168	17Zet Aql	2.9860	11000.	93	26258	No
127	GOM_NL__2PRFIN20070309_124046_000000432056_00152_26258_9140.N1	09-MAR-2007 12:40:46	Dark	43.000	155	41Pi Sgr	2.9000	6600.0	86	26258	No
128	GOM_NL__2PRFIN20070309_124242_000000432056_00152_26258_9141.N1	09-MAR-2007 12:42:42	Dark	42.500	57	34Sig Sgr	2.0660	26000.	85	26258	No
129	GOM_NL__2PRFIN20070309_124600_000000432056_00152_26258_9142.N1	09-MAR-2007 12:46:00	Dark	43.000	38	20Eps Sgr	1.8360	11000.	86	26258	No
130	GOM_NL__2PRFIN20070309_124904_000000452056_00152_26258_9143.N1	09-MAR-2007 12:49:04	Dark	44.500	85	Kap Sco	2.4070	28000.	89	26258	No
131	GOM_NL__2PRFIN20070309_125222_000000412056_00153_26259_9104.N1	09-MAR-2007 12:52:22	Dark	40.500	141	Bet Ara	2.8400	4600.0	81	26259	No
132	GOM_NL__2PRFIN20070309_125615_000000382056_00153_26259_9105.N1	09-MAR-2007 12:56:15	Dark	38.000	134	Bet TrA	2.8100	6600.0	76	26259	No
133	GOM_NL__2PRFIN20070309_125856_000000542056_00153_26259_9106.N1	09-MAR-2007 12:58:56	Dark	54.000	4	Alp1Cen	-0.010000	5800.0	108	26259	No
134	GOM_NL__2PRFIN20070309_130013_000000432056_00153_26259_9107.N1	09-MAR-2007 13:00:13	Dark	43.000	10	Bet Cen	0.61000	28000.	86	26259	No
135	GOM_NL__2PRFIN20070309_130211_000000422056_00153_26259_9108.N1	09-MAR-2007 13:02:11	Dark	42.000	77	Eps Cen	2.3030	28000.	84	26259	No
136	GOM_NL__2PRFIN20070309_130337_000000512056_00153_26259_9109.N1	09-MAR-2007 13:03:37	Dark	50.500	26	Gam Cru	1.6240	2900.0	101	26259	No
137	GOM_NL__2PRFIN20070309_130514_000000412056_00153_26259_9110.N1	09-MAR-2007 13:05:14	Straylight	41.000	64	Gam Cen	2.2000	10600.	82	26259	No
138	GOM_NL__2PRFIN20070309_132546_000000402056_00153_26259_9111.N1	09-MAR-2007 13:25:46	Bright	39.500	22	32Alp Leo	1.3600	15200.	79	26259	No
139	GOM_NL__2PRFIN20070309_132810_000000452056_00153_26259_9112.N1	09-MAR-2007 13:28:10	Bright	44.500	51	41Gam1Leo	2.0100	4500.0	89	26259	No
140	GOM_NL__2PRFIN20070309_133627_000000402056_00153_26259_9113.N1	09-MAR-2007 13:36:27	Bright	39.500	174	52Psi UMa	3.0040	4400.0	79	26259	No
141	GOM_NL__2PRFIN20070309_133929_000000372056_00153_26259_9114.N1	09-MAR-2007 13:39:29	Bright	37.000	82	48Bet UMa	2.3650	10600.	74	26259	No
142	GOM_NL__2PRFIN20070309_134055_000000402056_00153_26259_9115.N1	09-MAR-2007 13:40:55	Bright	39.500	36	50Alp UMa	1.8000	6300.0	79	26259	No
143	GOM_NL__2PRFIN20070309_134806_000000372056_00153_26259_9116.N1	09-MAR-2007 13:48:06	Bright	36.500	60	7Bet UMi	2.0810	3950.0	73	26259	No
144	GOM_NL__2PRFIN20070309_140052_000000362056_00153_26259_9117.N1	09-MAR-2007 14:00:52	Bright	35.500	144	18Del Cyg	2.8600	11000.	71	26259	No
145	GOM_NL__2PRFIN20070309_140211_000000352056_00153_26259_9118.N1	09-MAR-2007 14:02:11	Bright	34.500	66	37Gam Cyg	2.2080	5900.0	69	26259	No
146	GOM_NL__2PRFIN20070309_141116_000000472056_00153_26259_9119.N1	09-MAR-2007 14:11:16	Tw_i_and_stray	46.500	168	17Zet Aql	2.9860	11000.	93	26259	No
147	GOM_NL__2PRFIN20070309_142122_000000422056_00153_26259_9120.N1	09-MAR-2007 14:21:22	Dark	42.000	155	41Pi Sgr	2.9000	6600.0	84	26259	No
148	GOM_NL__2PRFIN20070309_142318_000000422056_00153_26259_9121.N1	09-MAR-2007 14:23:18	Dark	41.500	57	34Sig Sgr	2.0660	26000.	83	26259	No
149	GOM_NL__2PRFIN20070309_142637_000000422056_00153_26259_9122.N1	09-MAR-2007 14:26:37	Dark	42.000	38	20Eps Sgr	1.8360	11000.	84	26259	No
150	GOM_NL__2PRFIN20070309_142941_000000452056_00153_26259_9123.N1	09-MAR-2007 14:29:41	Dark	44.500	85	Kap Sco	2.4070	28000.	89	26259	No
151	GOM_NL__2PRFIN20070309_143258_000000402056_00154_26260_9118.N1	09-MAR-2007 14:32:58	Dark	40.000	141	Bet Ara	2.8400	4600.0	80	26260	No
152	GOM_NL__2PRFIN20070309_143651_000000392056_00154_26260_9119.N1	09-MAR-2007 14:36:51	Dark	38.500	134	Bet TrA	2.8100	6600.0	77	26260	No
153	GOM_NL__2PRFIN20070309_143933_000000572056_00154_26260_9120.N1	09-MAR-2007 14:39:33	Dark	57.000	4	Alp1Cen	-0.010000	5800.0	114	26260	No
154	GOM_NL__2PRFIN20070309_144049_000000422056_00154_26260_9121.N1	09-MAR-2007 14:40:49	Dark	42.000	10	Bet Cen	0.61000	28000.	84	26260	No
155	GOM_NL__2PRFIN20070309_144247_000000432056_00154_26260_9122.N1	09-MAR-2007 14:42:47	Dark	43.000	77	Eps Cen	2.3030	28000.	86	26260	No
156	GOM_NL__2PRFIN20070309_144414_000000532056_00154_26260_9123.N1	09-MAR-2007 14:44:14	Dark	52.500	26	Gam Cru	1.6240	2900.0	105	26260	No
157	GOM_NL__2PRFIN20070309_144550_000000412056_00154_26260_9124.N1	09-MAR-2007 14:45:50	Straylight	40.500	64	Gam Cen	2.2000	10600.	81	26260	No
158	GOM_NL__2PRFIN20070309_150622_000000402056_00154_26260_9125.N1	09-MAR-2007 15:06:22	Bright	40.000	22	32Alp Leo	1.3600	15200.	80	26260	No
159	GOM_NL__2PRFIN20070309_150846_000000402056_00154_26260_9126.N1	09-MAR-2007 15:08:46	Bright	40.000	51	41Gam1Leo	2.0100	4500.0	80	26260	No
160	GOM_NL__2PRFIN20070309_151702_000000422056_00154_26260_9127.N1	09-MAR-2007 15:17:02	Bright	41.500	174	52Psi UMa	3.0040	4400.0	83	26260	No

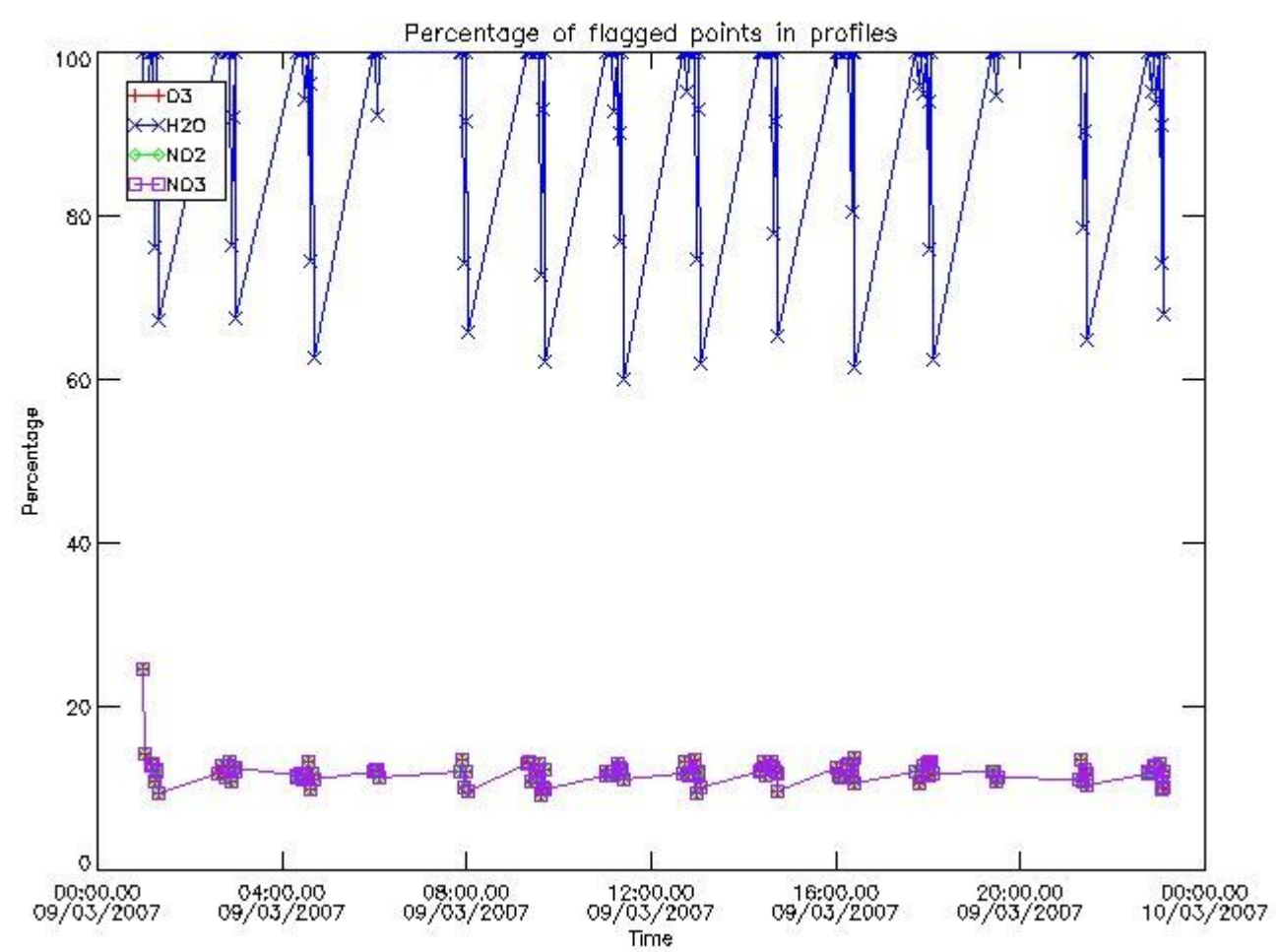
161	GOM_NL__2PRFIN20070309_152004_000000582056_00154_26260_9128.N1	09-MAR-2007 15:20:04	Bright	58.000	82	48Bet UMa	2.3650	10600.	116	26260	No
162	GOM_NL__2PRFIN20070309_152130_000000392056_00154_26260_9129.N1	09-MAR-2007 15:21:30	Bright	38.500	36	50Alp UMa	1.8000	6300.0	77	26260	No
163	GOM_NL__2PRFIN20070309_152842_000000372056_00154_26260_9130.N1	09-MAR-2007 15:28:42	Bright	37.000	60	7Bet UMi	2.0810	3950.0	74	26260	No
164	GOM_NL__2PRFIN20070309_154128_000000362056_00154_26260_9131.N1	09-MAR-2007 15:41:28	Bright	36.000	144	18Del Cyg	2.8600	11000.	72	26260	No
165	GOM_NL__2PRFIN20070309_154247_000000362056_00154_26260_9132.N1	09-MAR-2007 15:42:47	Bright	35.500	66	37Gam Cyg	2.2080	5900.0	71	26260	No
166	GOM_NL__2PRFIN20070309_155152_000000482056_00154_26260_9133.N1	09-MAR-2007 15:51:52	Tw_i_and_stray	48.000	168	17Zet Aql	2.9860	11000.	96	26260	No
167	GOM_NL__2PRFIN20070309_160159_000000412056_00154_26260_9134.N1	09-MAR-2007 16:01:59	Dark	40.500	155	41Pi Sgr	2.9000	6600.0	81	26260	No
168	GOM_NL__2PRFIN20070309_160355_000000442056_00154_26260_9135.N1	09-MAR-2007 16:03:55	Dark	44.000	57	34Sig Sgr	2.0660	26000.	88	26260	No
169	GOM_NL__2PRFIN20070309_160713_000000452056_00154_26260_9136.N1	09-MAR-2007 16:07:13	Dark	45.000	38	20Eps Sgr	1.8360	11000.	90	26260	No
170	GOM_NL__2PRFIN20070309_161018_000000452056_00154_26260_9137.N1	09-MAR-2007 16:10:18	Dark	44.500	85	Kap Sco	2.4070	28000.	89	26260	No
171	GOM_NL__2PRFIN20070309_161335_000000402056_00155_26261_9139.N1	09-MAR-2007 16:13:35	Dark	40.000	141	Bet Ara	2.8400	4600.0	80	26261	No
172	GOM_NL__2PRFIN20070309_161728_000000392056_00155_26261_9140.N1	09-MAR-2007 16:17:28	Dark	39.000	134	Bet TrA	2.8100	6600.0	78	26261	No
173	GOM_NL__2PRFIN20070309_162009_000000442056_00155_26261_9141.N1	09-MAR-2007 16:20:09	Dark	44.000	4	Alp1Cen	-0.010000	5800.0	88	26261	No
174	GOM_NL__2PRFIN20070309_162126_000000402056_00155_26261_9142.N1	09-MAR-2007 16:21:26	Dark	40.000	10	Bet Cen	0.61000	28000.	80	26261	No
175	GOM_NL__2PRFIN20070309_162324_000000412056_00155_26261_9143.N1	09-MAR-2007 16:23:24	Dark	41.000	77	Eps Cen	2.3030	28000.	82	26261	No
176	GOM_NL__2PRFIN20070309_162450_000000492056_00155_26261_9144.N1	09-MAR-2007 16:24:50	Dark	48.500	26	Gam Cru	1.6240	2900.0	97	26261	No
177	GOM_NL__2PRFIN20070309_162627_000000422056_00155_26261_9145.N1	09-MAR-2007 16:26:27	Straylight	41.500	64	Gam Cen	2.2000	10600.	83	26261	No
178	GOM_NL__2PRFIN20070309_164658_000000392056_00155_26261_9146.N1	09-MAR-2007 16:46:58	Bright	38.500	22	32Alp Leo	1.3600	15200.	77	26261	No
179	GOM_NL__2PRFIN20070309_164922_000000402056_00155_26261_9147.N1	09-MAR-2007 16:49:22	Bright	39.500	51	41Gam1Leo	2.0100	4500.0	79	26261	No
180	GOM_NL__2PRFIN20070309_165738_000000422056_00155_26261_9148.N1	09-MAR-2007 16:57:38	Bright	41.500	174	52Psi UMa	3.0040	4400.0	83	26261	No
181	GOM_NL__2PRFIN20070309_170040_000000392056_00155_26261_9149.N1	09-MAR-2007 17:00:40	Bright	38.500	82	48Bet UMa	2.3650	10600.	77	26261	No
182	GOM_NL__2PRFIN20070309_170206_000000402056_00155_26261_9150.N1	09-MAR-2007 17:02:06	Bright	40.000	36	50Alp UMa	1.8000	6300.0	80	26261	No
183	GOM_NL__2PRFIN20070309_170918_000000402056_00155_26261_9151.N1	09-MAR-2007 17:09:18	Bright	39.500	60	7Bet UMi	2.0810	3950.0	79	26261	No
184	GOM_NL__2PRFIN20070309_172204_000000372056_00155_26261_9152.N1	09-MAR-2007 17:22:04	Bright	37.000	144	18Del Cyg	2.8600	11000.	74	26261	No
185	GOM_NL__2PRFIN20070309_172323_000000372056_00155_26261_9153.N1	09-MAR-2007 17:23:23	Bright	36.500	66	37Gam Cyg	2.2080	5900.0	73	26261	No
186	GOM_NL__2PRFIN20070309_173228_000000472056_00155_26261_9154.N1	09-MAR-2007 17:32:28	Tw_i_and_stray	47.000	168	17Zet Aql	2.9860	11000.	94	26261	No
187	GOM_NL__2PRFIN20070309_174235_000000422056_00155_26261_9155.N1	09-MAR-2007 17:42:35	Dark	42.000	155	41Pi Sgr	2.9000	6600.0	84	26261	No
188	GOM_NL__2PRFIN20070309_174432_000000432056_00155_26261_9156.N1	09-MAR-2007 17:44:32	Dark	42.500	57	34Sig Sgr	2.0660	26000.	85	26261	No
189	GOM_NL__2PRFIN20070309_174750_000000482056_00155_26261_9157.N1	09-MAR-2007 17:47:50	Dark	48.000	38	20Eps Sgr	1.8360	11000.	96	26261	No
190	GOM_NL__2PRFIN20070309_175055_000000442056_00155_26261_9158.N1	09-MAR-2007 17:50:55	Dark	44.000	85	Kap Sco	2.4070	28000.	88	26261	No
191	GOM_NL__2PRFIN20070309_175412_000000402056_00156_26262_9147.N1	09-MAR-2007 17:54:12	Dark	40.000	141	Bet Ara	2.8400	4600.0	80	26262	No
192	GOM_NL__2PRFIN20070309_175804_000000392056_00156_26262_9148.N1	09-MAR-2007 17:58:04	Dark	39.000	134	Bet TrA	2.8100	6600.0	78	26262	No
193	GOM_NL__2PRFIN20070309_180046_000000442056_00156_26262_9149.N1	09-MAR-2007 18:00:46	Dark	44.000	4	Alp1Cen	-0.010000	5800.0	88	26262	No
194	GOM_NL__2PRFIN20070309_180202_000000432056_00156_26262_9150.N1	09-MAR-2007 18:02:02	Dark	42.500	10	Bet Cen	0.61000	28000.	85	26262	No
195	GOM_NL__2PRFIN20070309_180401_000000422056_00156_26262_9151.N1	09-MAR-2007 18:04:01	Dark	42.000	77	Eps Cen	2.3030	28000.	84	26262	No
196	GOM_NL__2PRFIN20070309_180527_000000472056_00156_26262_9152.N1	09-MAR-2007 18:05:27	Dark	47.000	26	Gam Cru	1.6240	2900.0	94	26262	No
197	GOM_NL__2PRFIN20070309_180703_000000452056_00156_26262_9153.N1	09-MAR-2007 18:07:03	Straylight	45.000	64	Gam Cen	2.2000	10600.	90	26262	No
198	GOM_NL__2PRFIN20070309_182734_000000392056_00156_26262_9154.N1	09-MAR-2007 18:27:34	Bright	38.500	22	32Alp Leo	1.3600	15200.	77	26262	No
199	GOM_NL__2PRFIN20070309_182957_000000412056_00156_26262_9155.N1	09-MAR-2007 18:29:57	Bright	40.500	51	41Gam1Leo	2.0100	4500.0	81	26262	No
200	GOM_NL__2PRFIN20070309_183813_000000402056_00156_26262_9156.N1	09-MAR-2007 18:38:13	Bright	40.000	174	52Psi UMa	3.0040	4400.0	80	26262	No
201	GOM_NL__2PRFIN20070309_184115_000000392056_00156_26262_9157.N1	09-MAR-2007 18:41:15	Bright	39.000	82	48Bet UMa	2.3650	10600.	78	26262	No
202	GOM_NL__2PRFIN20070309_184241_000000392056_00156_26262_9158.N1	09-MAR-2007 18:42:41	Bright	39.000	36	50Alp UMa	1.8000	6300.0	78	26262	No
203	GOM_NL__2PRFIN20070309_184953_000000422056_00156_26262_9159.N1	09-MAR-2007 18:49:53	Bright	41.500	60	7Bet UMi	2.0810	3950.0	83	26262	No
204	GOM_NL__2PRFIN20070309_190240_000000372056_00156_26262_9160.N1	09-MAR-2007 19:02:40	Bright	36.500	144	18Del Cyg	2.8600	11000.	73	26262	No
205	GOM_NL__2PRFIN20070309_190359_000000352056_00156_26262_9161.N1	09-MAR-2007 19:03:59	Bright	35.000	66	37Gam Cyg	2.2080	5900.0	70	26262	No
206	GOM_NL__2PRFIN20070309_191305_000000482056_00156_26262_9162.N1	09-MAR-2007 19:13:05	Tw_i_and_stray	47.500	168	17Zet Aql	2.9860	11000.	95	26262	No
207	GOM_NL__2PRFIN20070309_192312_000000432056_00156_26262_9163.N1	09-MAR-2007 19:23:12	Dark	42.500	155	41Pi Sgr	2.9000	6600.0	85	26262	No
208	GOM_NL__2PRFIN20070309_192508_000000422056_00156_26262_9164.N1	09-MAR-2007 19:25:08	Dark	42.000	57	34Sig Sgr	2.0660	26000.	84	26262	No
209	GOM_NL__2PRFIN20070309_192827_000000472056_00156_26262_9165.N1	09-MAR-2007 19:28:27	Dark	47.000	38	20Eps Sgr	1.8360	11000.	94	26262	No
210	GOM_NL__2PRFIN20070309_193132_000000452056_00156_26262_9166.N1	09-MAR-2007 19:31:32	Dark	45.000	85	Kap Sco	2.4070	28000.	90	26262	No
211	GOM_NL__2PRFIN20070309_211525_000000462056_00158_26264_9196.N1	09-MAR-2007 21:15:25	Dark	45.500	141	Bet Ara	2.8400	4600.0	91	26264	No
212	GOM_NL__2PRFIN20070309_211917_000000382056_00158_26264_9197.N1	09-MAR-2007 21:19:17	Dark	38.000	134	Bet TrA	2.8100	6600.0	76	26264	No
213	GOM_NL__2PRFIN20070309_212159_000000472056_00158_26264_9198.N1	09-MAR-2007 21:21:59	Dark	47.000	4	Alp1Cen	-0.010000	5800.0	94	26264	No
214	GOM_NL__2PRFIN20070309_212315_000000422056_00158_26264_9199.N1	09-MAR-2007 21:23:15	Dark	41.500	10	Bet Cen	0.61000	28000.	83	26264	No
215	GOM_NL__2PRFIN20070309_212514_000000432056_00158_26264_9200.N1	09-MAR-2007 21:25:14	Dark	43.000	77	Eps Cen	2.3030	28000.	86	26264	No
216	GOM_NL__2PRFIN20070309_212639_000000552056_00158_26264_9201.N1	09-MAR-2007 21:26:39	Dark	54.500	26	Gam Cru	1.6240	2900.0	109	26264	No
217	GOM_NL__2PRFIN20070309_212816_000000442056_00158_26264_9202.N1	09-MAR-2007 21:28:16	Straylight	43.500	64	Gam Cen	2.2000	10600.	87	26264	No
218	GOM_NL__2PRFIN20070309_214845_000000392056_00158_26264_9203.N1	09-MAR-2007 21:48:45	Bright	39.000	22	32Alp Leo	1.3600	15200.	78	26264	No
219	GOM_NL__2PRFIN20070309_215109_000000392056_00158_26264_9204.N1	09-MAR-2007 21:51:09	Bright	39.000	51	41Gam1Leo	2.0100	4500.0	78	26264	No

220	GOM_NL__2PRFIN20070309_215924_000000612056_00158_26264_9205.N1	09-MAR-2007 21:59:24	Bright	61.000	174	52Psi UMa	3.0040	4400.0	122	26264	No
221	GOM_NL__2PRFIN20070309_220226_000000382056_00158_26264_9206.N1	09-MAR-2007 22:02:26	Bright	38.000	82	48Bet UMa	2.3650	10600.	76	26264	No
222	GOM_NL__2PRFIN20070309_220353_000000402056_00158_26264_9207.N1	09-MAR-2007 22:03:53	Bright	39.500	36	50Alp UMa	1.8000	6300.0	79	26264	No
223	GOM_NL__2PRFIN20070309_221104_000000422056_00158_26264_9208.N1	09-MAR-2007 22:11:04	Bright	41.500	60	7Bet UMi	2.0810	3950.0	83	26264	No
224	GOM_NL__2PRFIN20070309_222352_000000372056_00158_26264_9209.N1	09-MAR-2007 22:23:52	Bright	37.000	144	18Del Cyg	2.8600	11000.	74	26264	No
225	GOM_NL__2PRFIN20070309_222511_000000352056_00158_26264_9210.N1	09-MAR-2007 22:25:11	Bright	35.000	66	37Gam Cyg	2.2080	5900.0	70	26264	No
226	GOM_NL__2PRFIN20070309_223417_000000472056_00158_26264_9211.N1	09-MAR-2007 22:34:17	Twilight	46.500	168	17Zet Aql	2.9860	11000.	93	26264	No
227	GOM_NL__2PRFIN20070309_224425_000000442056_00158_26264_9212.N1	09-MAR-2007 22:44:25	Dark	43.500	155	41Pi Sgr	2.9000	6600.0	87	26264	No
228	GOM_NL__2PRFIN20070309_224621_000000432056_00158_26264_9213.N1	09-MAR-2007 22:46:21	Dark	42.500	57	34Sig Sgr	2.0660	26000.	85	26264	No
229	GOM_NL__2PRFIN20070309_224940_000000432056_00158_26264_9214.N1	09-MAR-2007 22:49:40	Dark	43.000	38	20Eps Sgr	1.8360	11000.	86	26264	No
230	GOM_NL__2PRFIN20070309_225246_000000442056_00158_26264_9215.N1	09-MAR-2007 22:52:46	Dark	43.500	85	Kap Sco	2.4070	28000.	87	26264	No
231	GOM_NL__2PRFIN20070309_225601_000000412056_00159_26265_9211.N1	09-MAR-2007 22:56:01	Dark	40.500	141	Bet Ara	2.8400	4600.0	81	26265	No
232	GOM_NL__2PRFIN20070309_225953_000000402056_00159_26265_9212.N1	09-MAR-2007 22:59:53	Dark	39.500	134	Bet TrA	2.8100	6600.0	79	26265	No
233	GOM_NL__2PRFIN20070309_230235_000000472056_00159_26265_9213.N1	09-MAR-2007 23:02:35	Dark	47.000	4	Alp1Cen	-0.010000	5800.0	94	26265	No
234	GOM_NL__2PRFIN20070309_230352_000000512056_00159_26265_9214.N1	09-MAR-2007 23:03:52	Dark	51.000	10	Bet Cen	0.61000	28000.	102	26265	No
235	GOM_NL__2PRFIN20070309_230550_000000422056_00159_26265_9215.N1	09-MAR-2007 23:05:50	Dark	42.000	77	Eps Cen	2.3030	28000.	84	26265	No
236	GOM_NL__2PRFIN20070309_230716_000000552056_00159_26265_9216.N1	09-MAR-2007 23:07:16	Dark	55.000	26	Gam Cru	1.6240	2900.0	110	26265	No
237	GOM_NL__2PRFIN20070309_230852_000000432056_00159_26265_9217.N1	09-MAR-2007 23:08:52	Straylight	43.000	64	Gam Cen	2.2000	10600.	86	26265	No
238	GOM_NL__2PRFIN20070309_232921_000000392056_00159_26265_9218.N1	09-MAR-2007 23:29:21	Bright	38.500	22	32Alp Leo	1.3600	15200.	77	26265	No
239	GOM_NL__2PRFIN20070309_233145_000000412056_00159_26265_9219.N1	09-MAR-2007 23:31:45	Bright	40.500	51	41Gam1Leo	2.0100	4500.0	81	26265	No
240	GOM_NL__2PRFIN20070309_234000_000000422056_00159_26265_9220.N1	09-MAR-2007 23:40:00	Bright	42.000	174	52Psi UMa	3.0040	4400.0	84	26265	No
241	GOM_NL__2PRFIN20070309_234302_000000402056_00159_26265_9221.N1	09-MAR-2007 23:43:02	Bright	39.500	82	48Bet UMa	2.3650	10600.	79	26265	No
242	GOM_NL__2PRFIN20070309_234428_000000402056_00159_26265_9222.N1	09-MAR-2007 23:44:28	Bright	40.000	36	50Alp UMa	1.8000	6300.0	80	26265	No
243	GOM_NL__2PRFIN20070309_235140_000000392056_00159_26265_9223.N1	09-MAR-2007 23:51:40	Bright	39.000	60	7Bet UMi	2.0810	3950.0	78	26265	No

### 3. Quality information per product

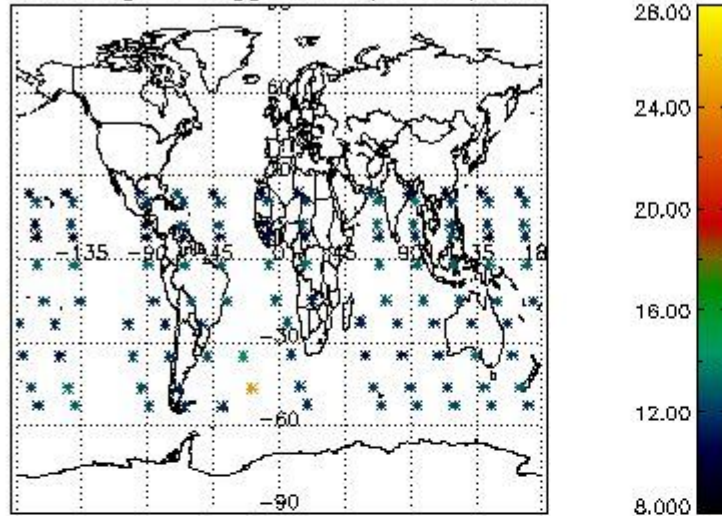
In this section it is plotted some information contained in the Quality Summary data set of the level 2 products. Only products in dark limb conditions and without errors (error flag in the MPH set to "0") are used.

#### 3.1 Plot quality information per product (time dependant)

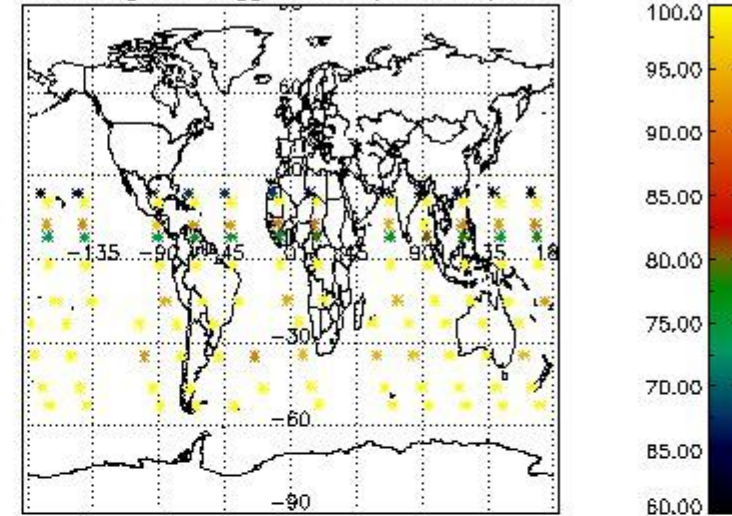


3.2 Plot quality information per product (world map)

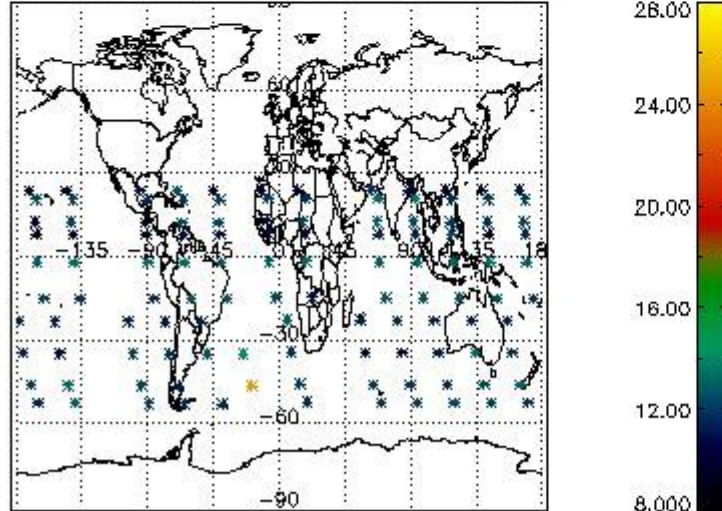
Percentage of flagged data per O3 profile



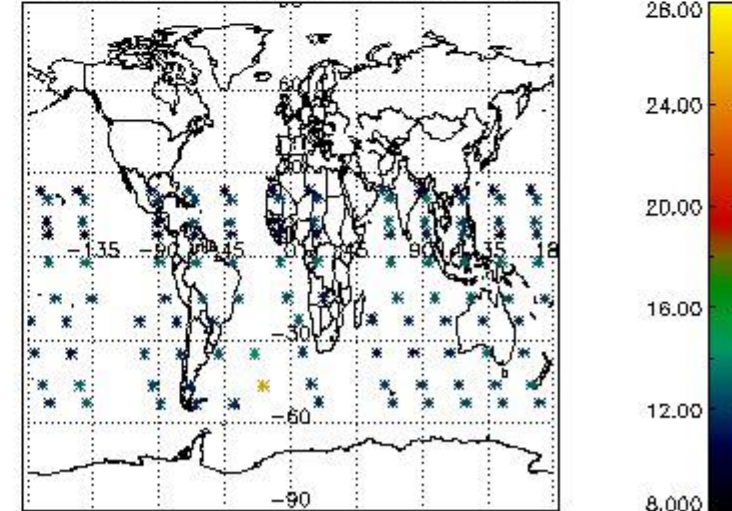
Percentage of flagged data per H2O profile



Percentage of flagged data per NO2 profile



Percentage of flagged data per NO3 profile



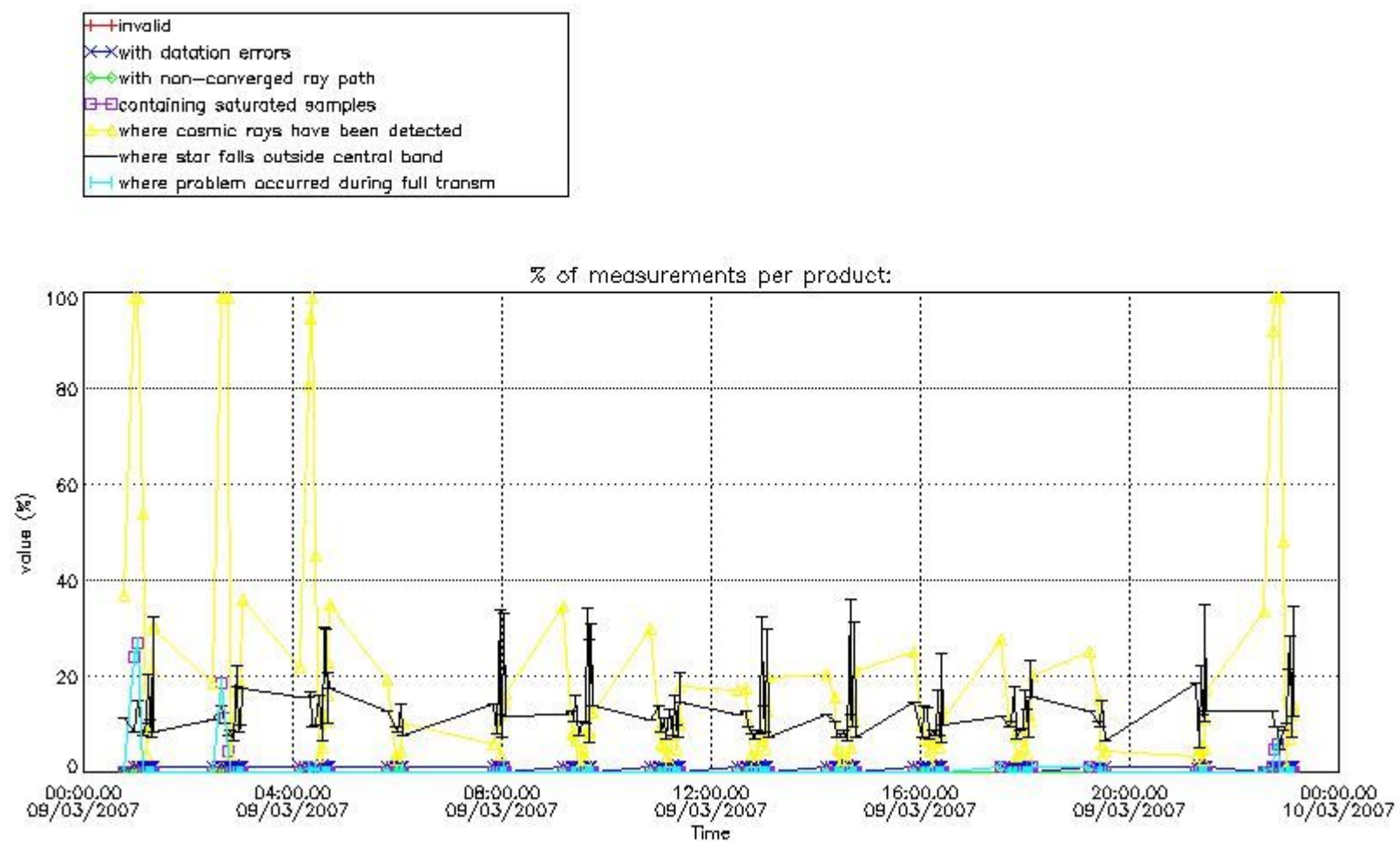
#### 4. Level 1 quality information per product

In this section it is plotted some information contained in the Quality Summary data set of the level 2 products that comes from the level 1b processing. Products without errors (error flag in the MPH set to "0") are used.

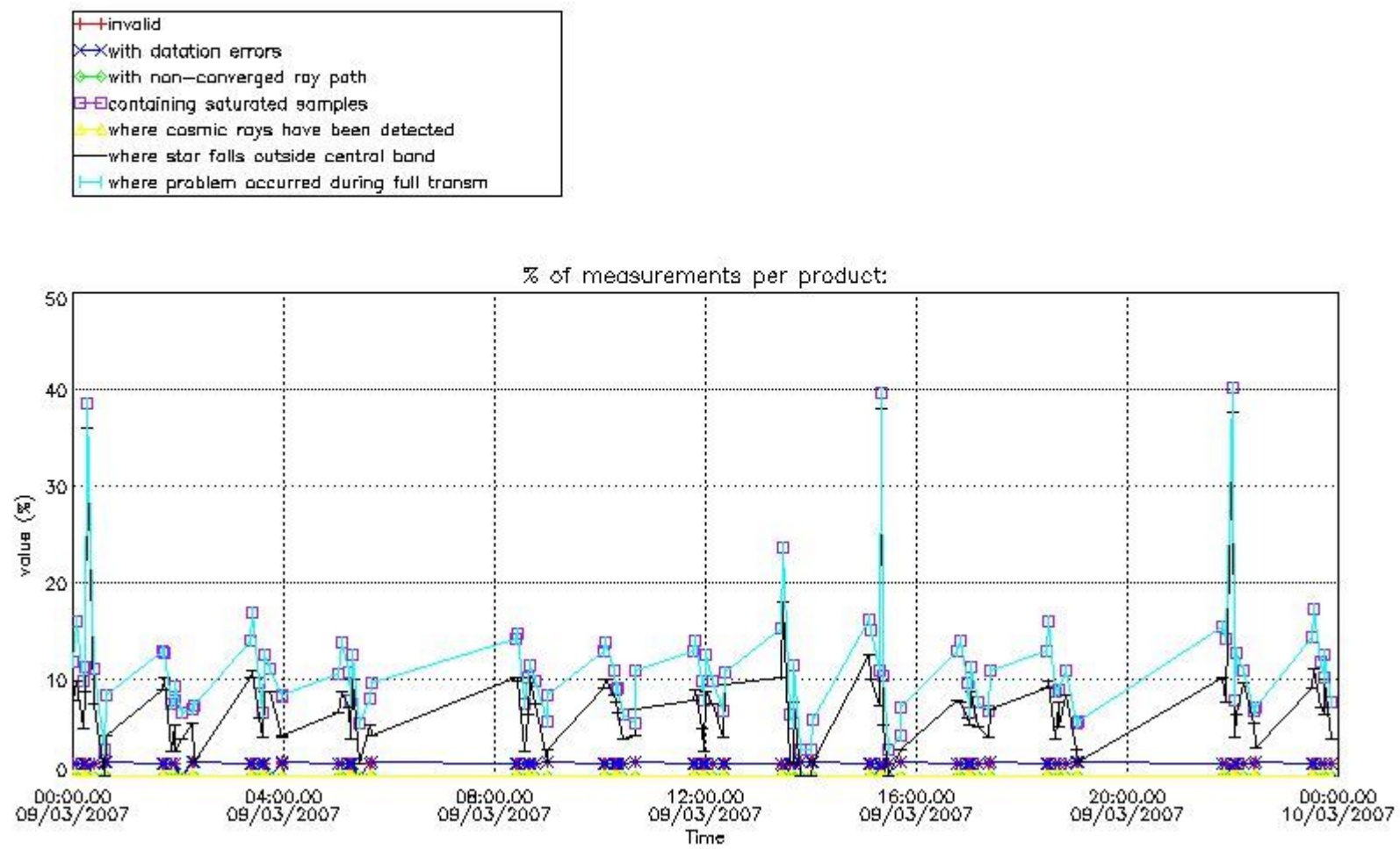
##### 4.1 Plot quality information per product (time dependant) coming from level 1b processing

###### 4.1.1 Plot level 1 quality information per product (time dependant): ENVISAT ASCENDING passes





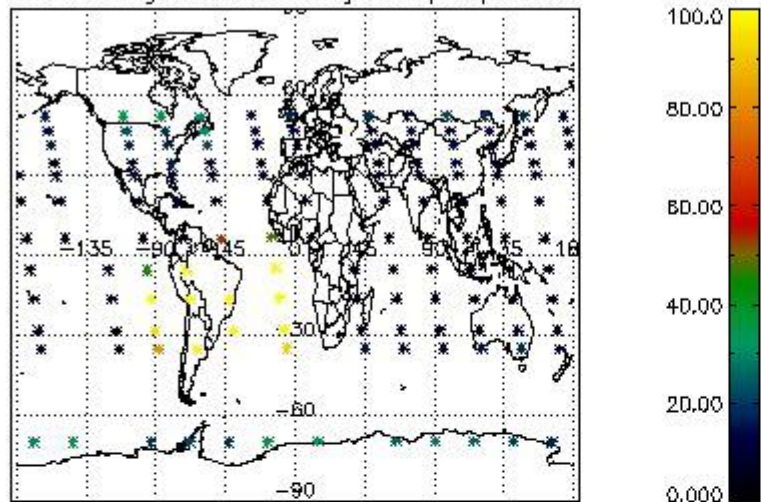
4.1.2 Plot level 1 quality information per product (time dependant): ENVI SAT DESCENDING passes



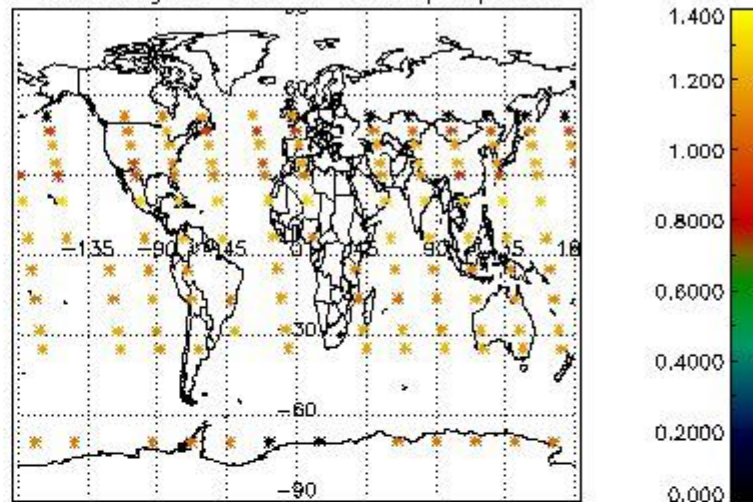
#### 4.2 Plot quality information per product coming from level 1b processing (world map)

##### 4.2.1 Plot level 1 quality information per product (world map): ENVISAT ASCENDING passes

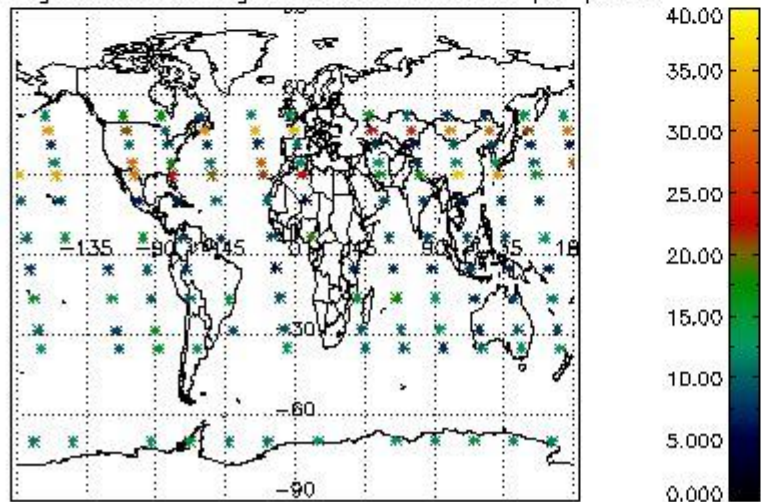
Percentage of cosmic ray hits per profile



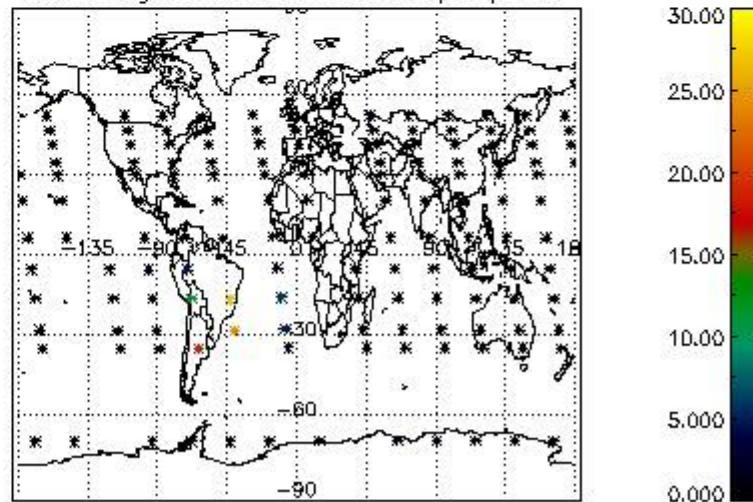
Percentage of datation errors per profile



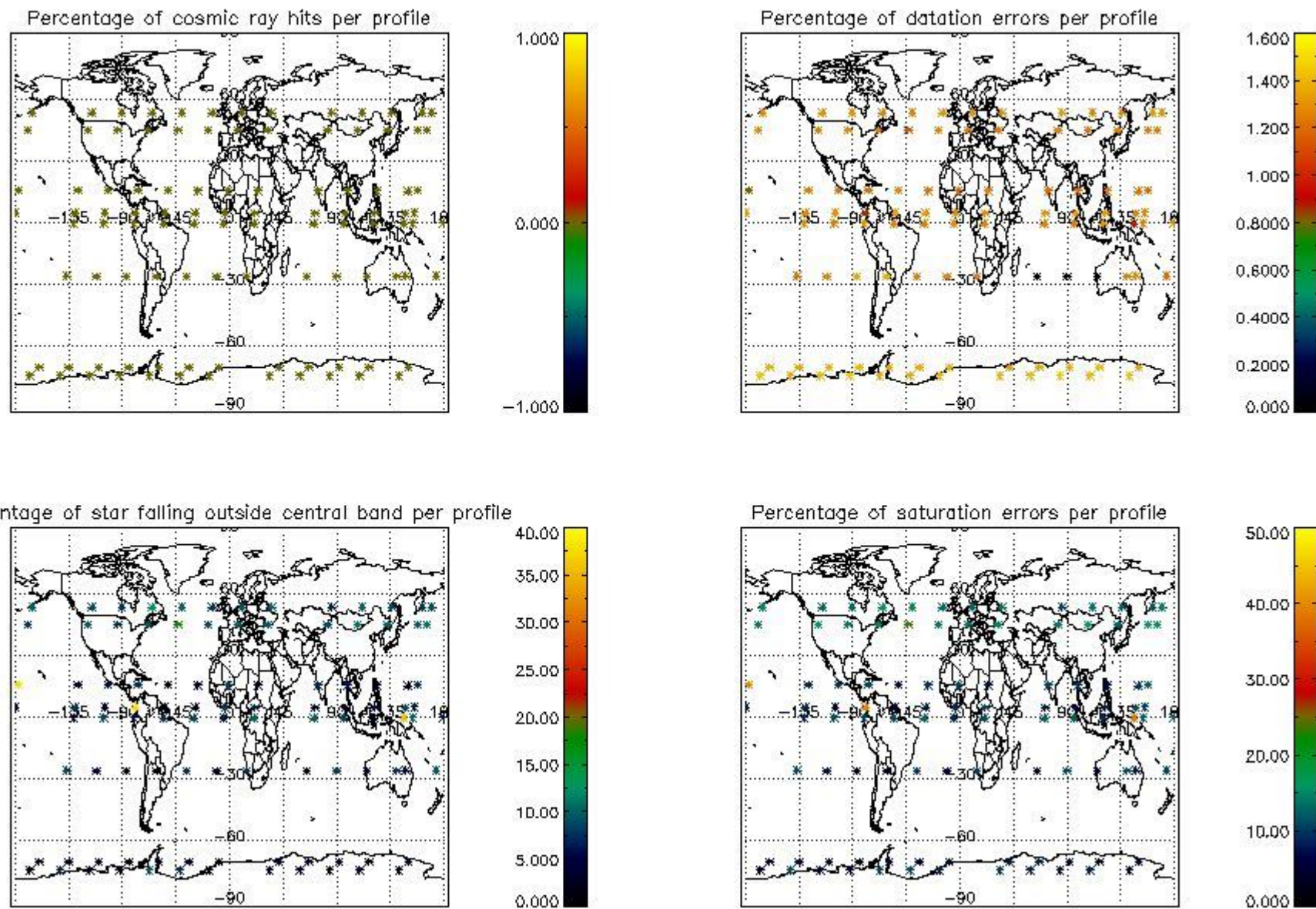
Percentage of star falling outside central band per profile



Percentage of saturation errors per profile



4.2.2 Plot level 1 quality information per product (world map): ENVISAT DESCENDING passes



## 5. Trace gas profiles

### 5.1 Ozone statistics based on quality of products

The final quality of the products can be "measured" using the STD (Standard Deviation) attached to every point profile. This information is written to the parameter GOM\_NL\_\_2P/NL\_LOCAL\_SPECIES\_DENSITY/o3\_std of the level 2 products. The table below shows the statistics for given STD ranges.

The statistics are given with respect to the overall valid production:

- Products without fatal errors: GOM\_NL\_\_2P/MPH/PRODUCT\_ERR=0
- Valid point profile: GOM\_NL\_\_2P/NL\_LOCAL\_SPECIES\_DENSITY/pcd(0)=0

The 'Criteria' is applied to valid points of dark limb products:

- Products in dark limb illumination condition: GOM\_NL\_\_2P/NL\_SUMMARY\_QUALITY/obs\_ill\_cond=0
- Products without fatal errors: GOM\_NL\_\_2P/MPH/PRODUCT\_ERR=0
- Valid point profile: GOM\_NL\_\_2P/NL\_LOCAL\_SPECIES\_DENSITY/pcd(0)=0

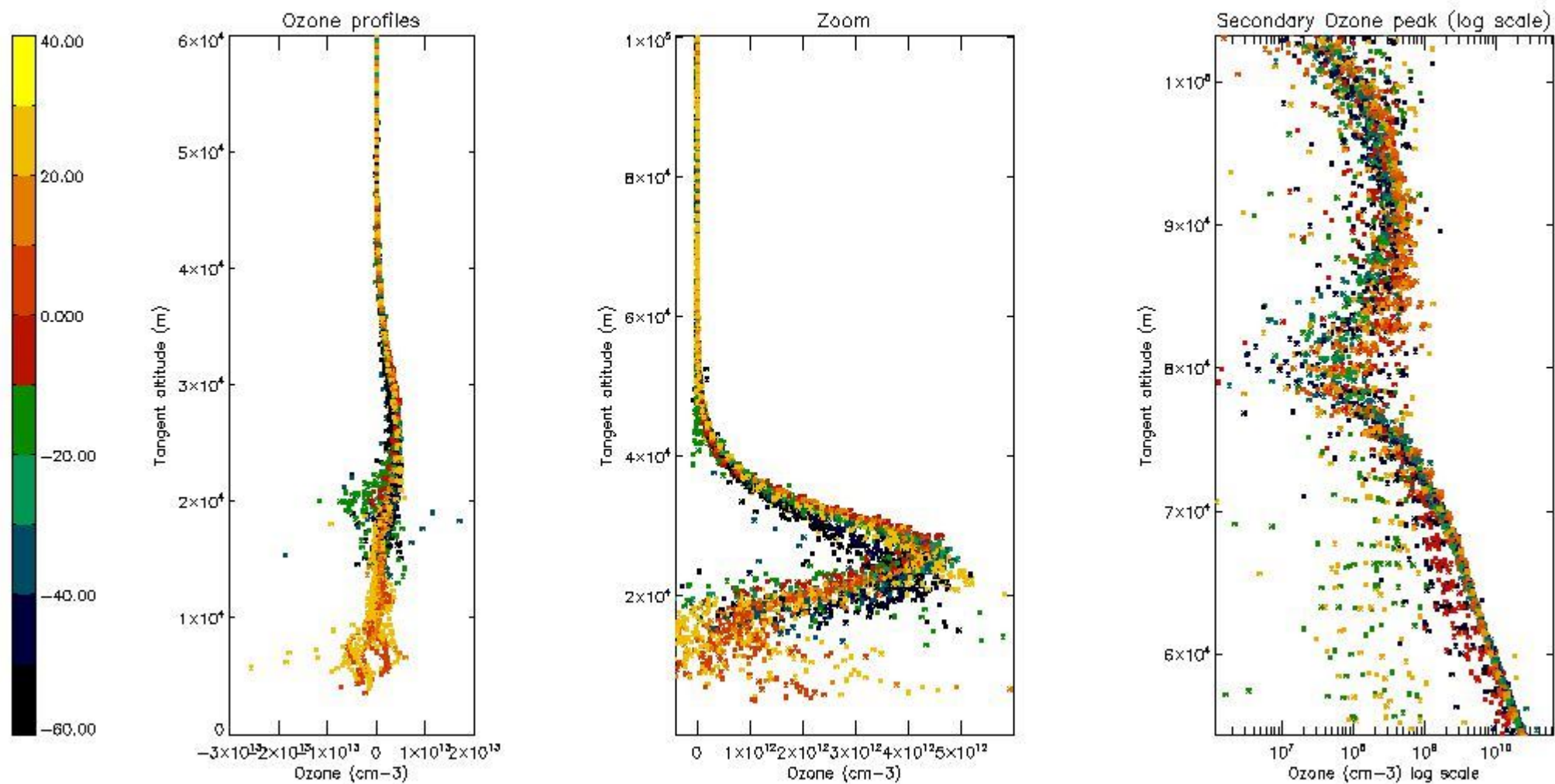
So, the table below shows the percentage of dark limb and valid observations for each criteria with respect to the overall valid daily observations.

Criteria	% of total production
All STD	51
STD < 20	28

STD < 10	21
STD < 5	15

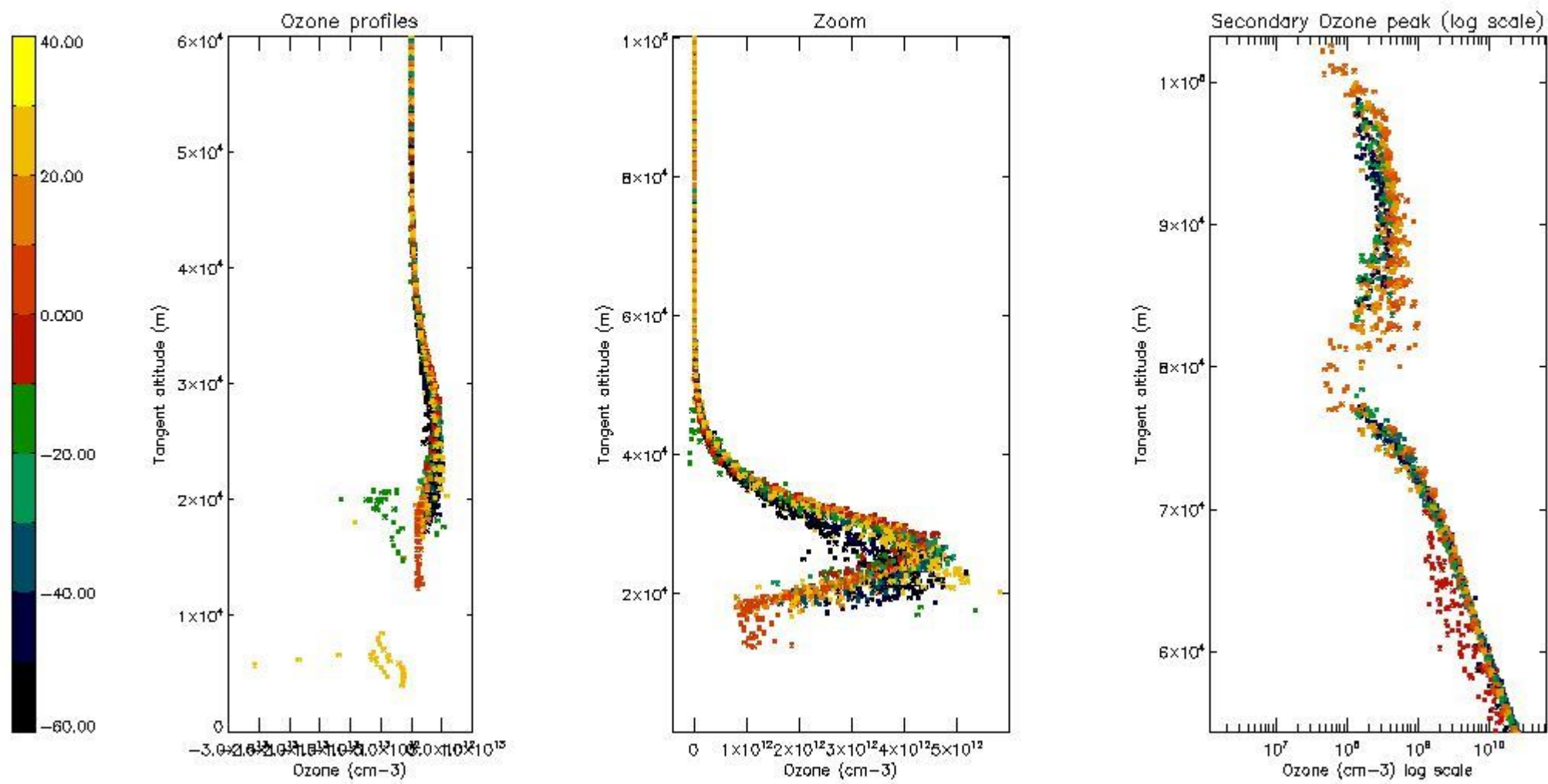
5.2 Plot ozone profiles for all STD (dark without errors)

The colorbar represents the latitude.



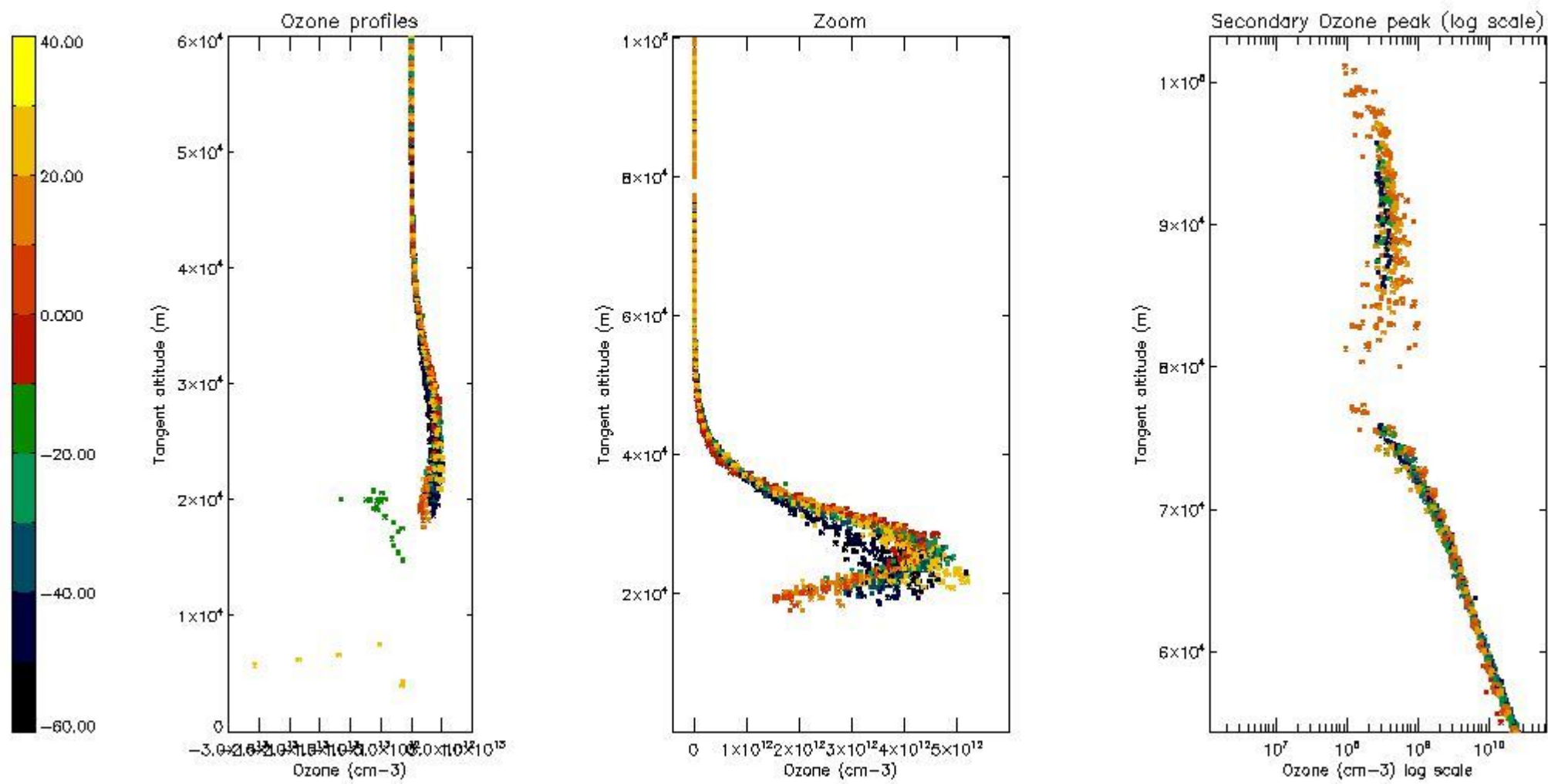
5.3 Plot ozone profiles where STD < 20% (dark without errors)

The colorbar represents the latitude.



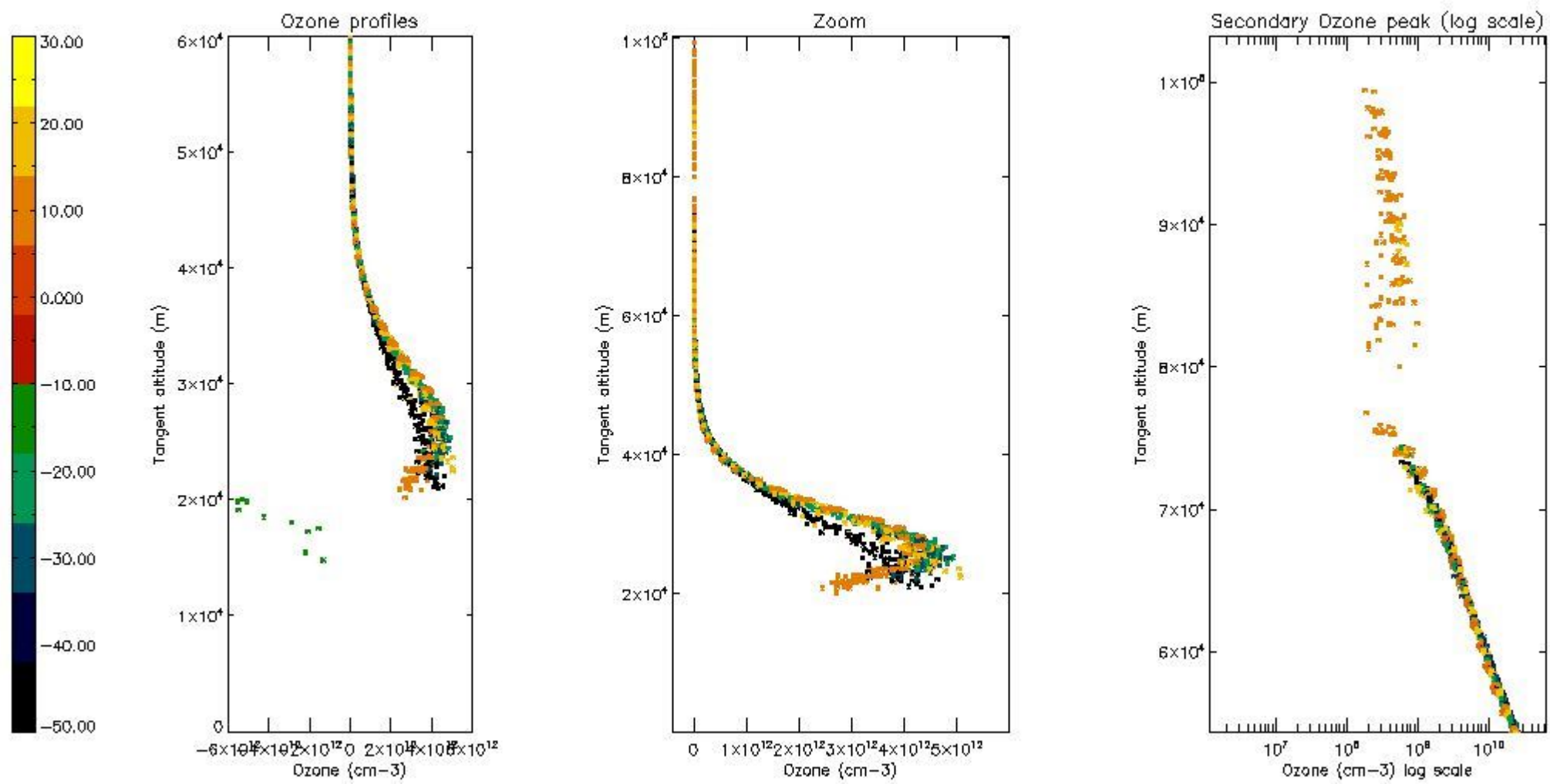
*5.4 Plot ozone profiles where STD < 10% (dark without errors)*

The colorbar represents the latitude.



*5.5 Plot ozone profiles where STD < 5% (dark without errors)*

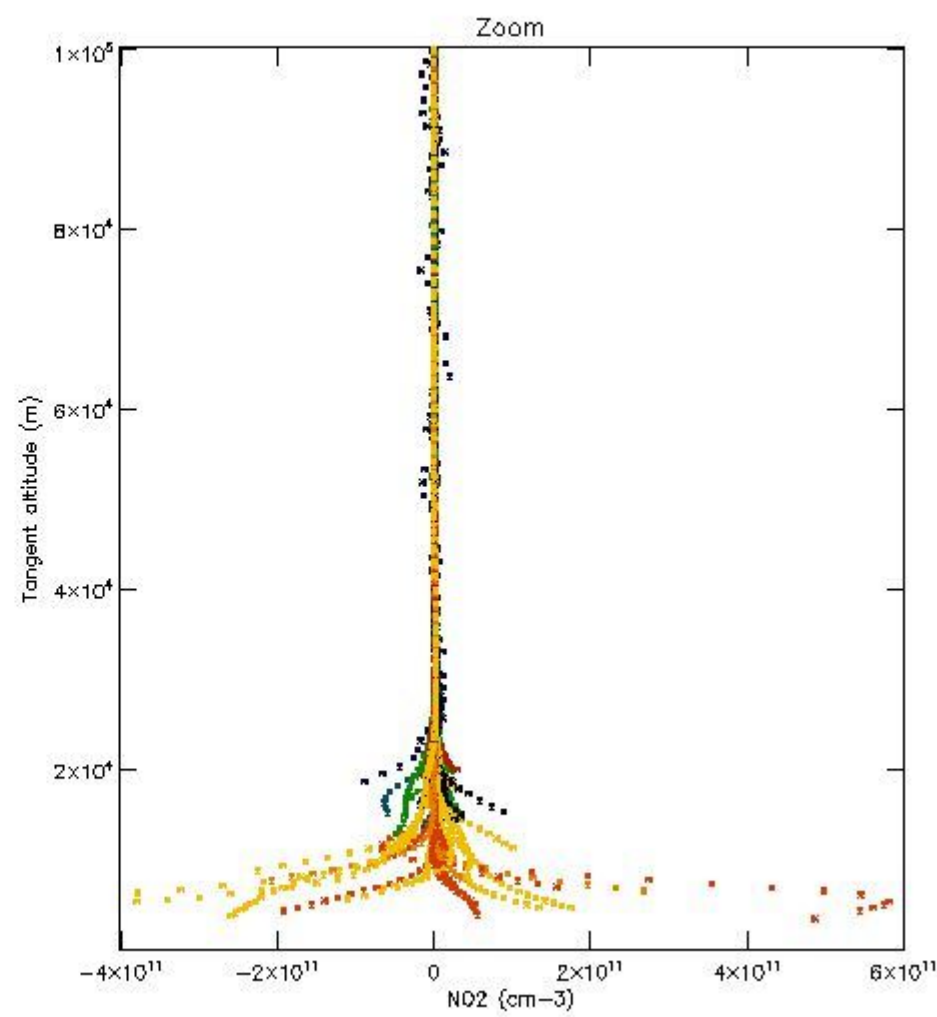
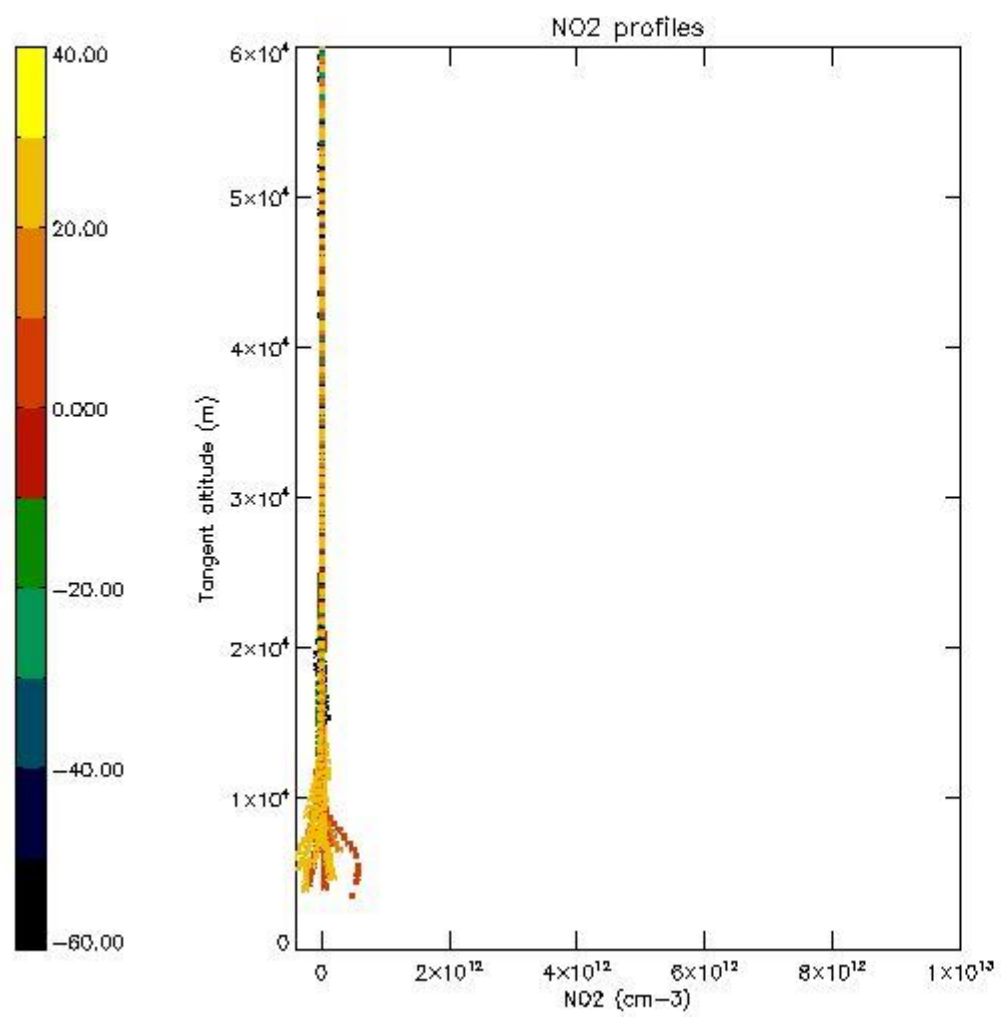
The colorbar represents the latitude.



*5.6 Plot NO<sub>2</sub> profiles for all STD (dark without errors)*

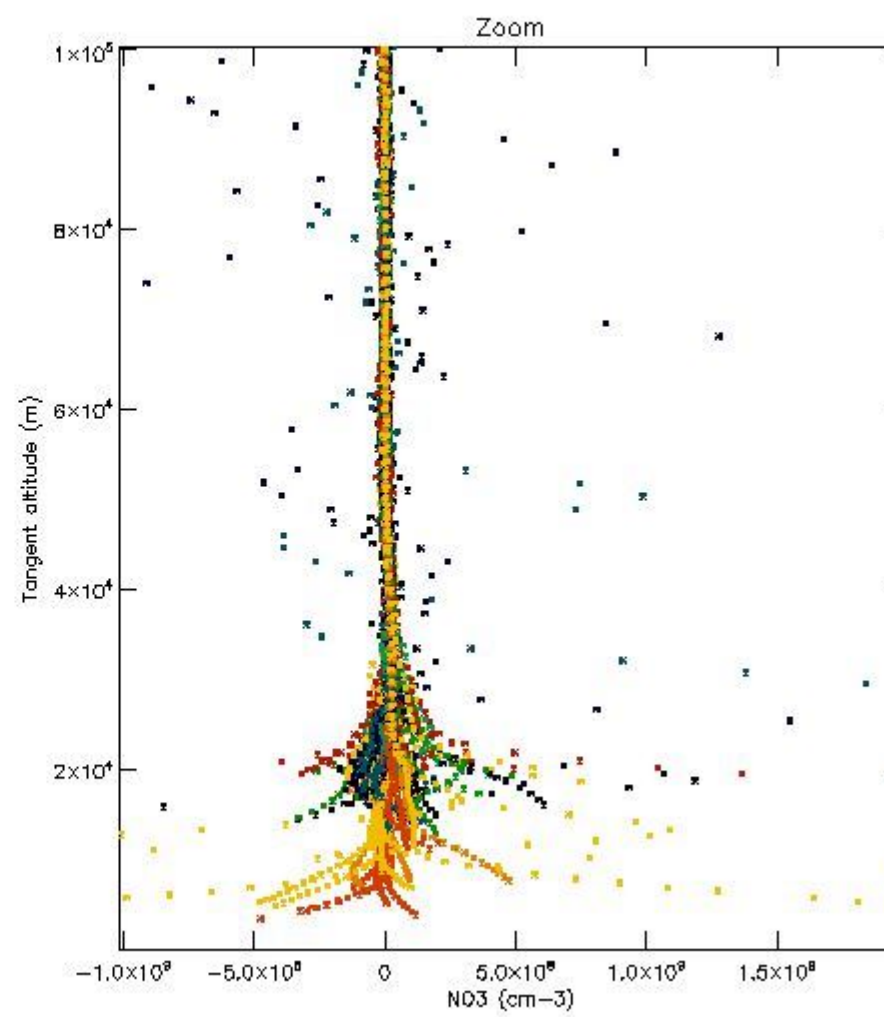
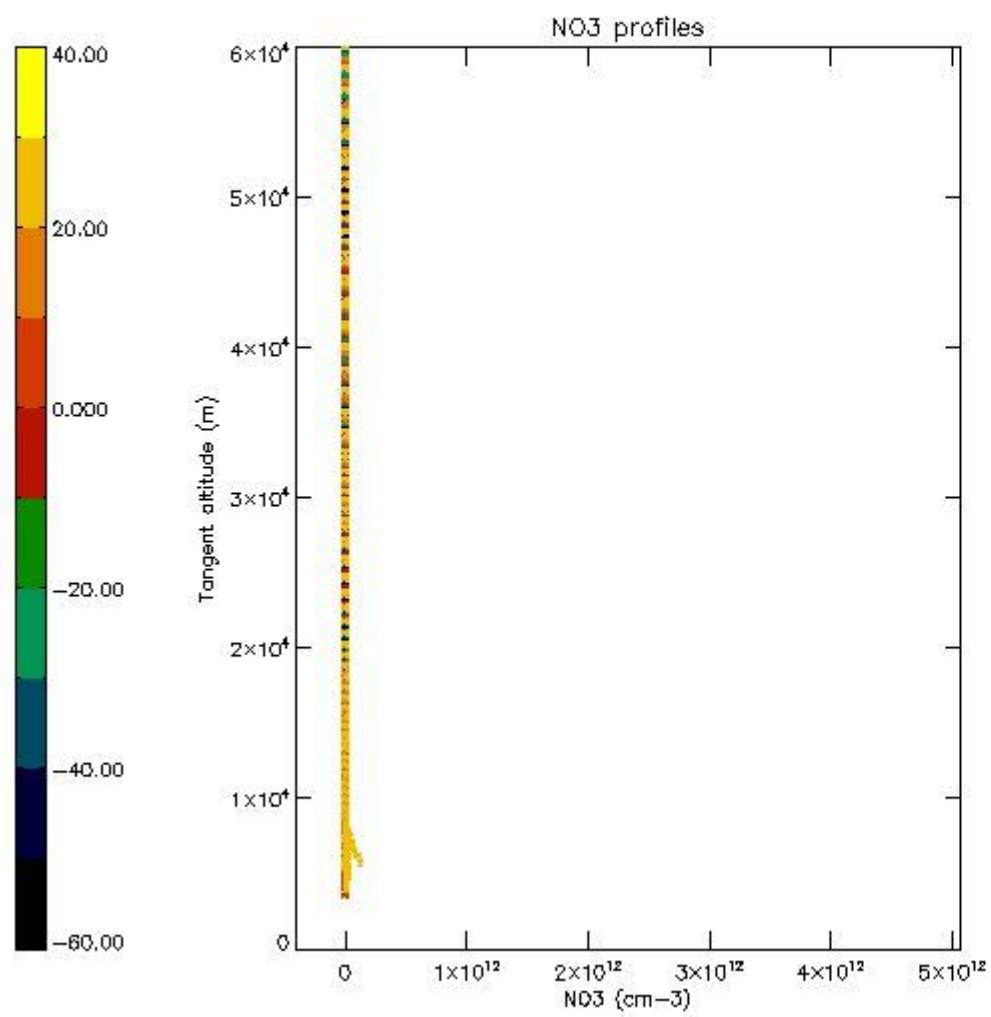
The colorbar represents the latitude.





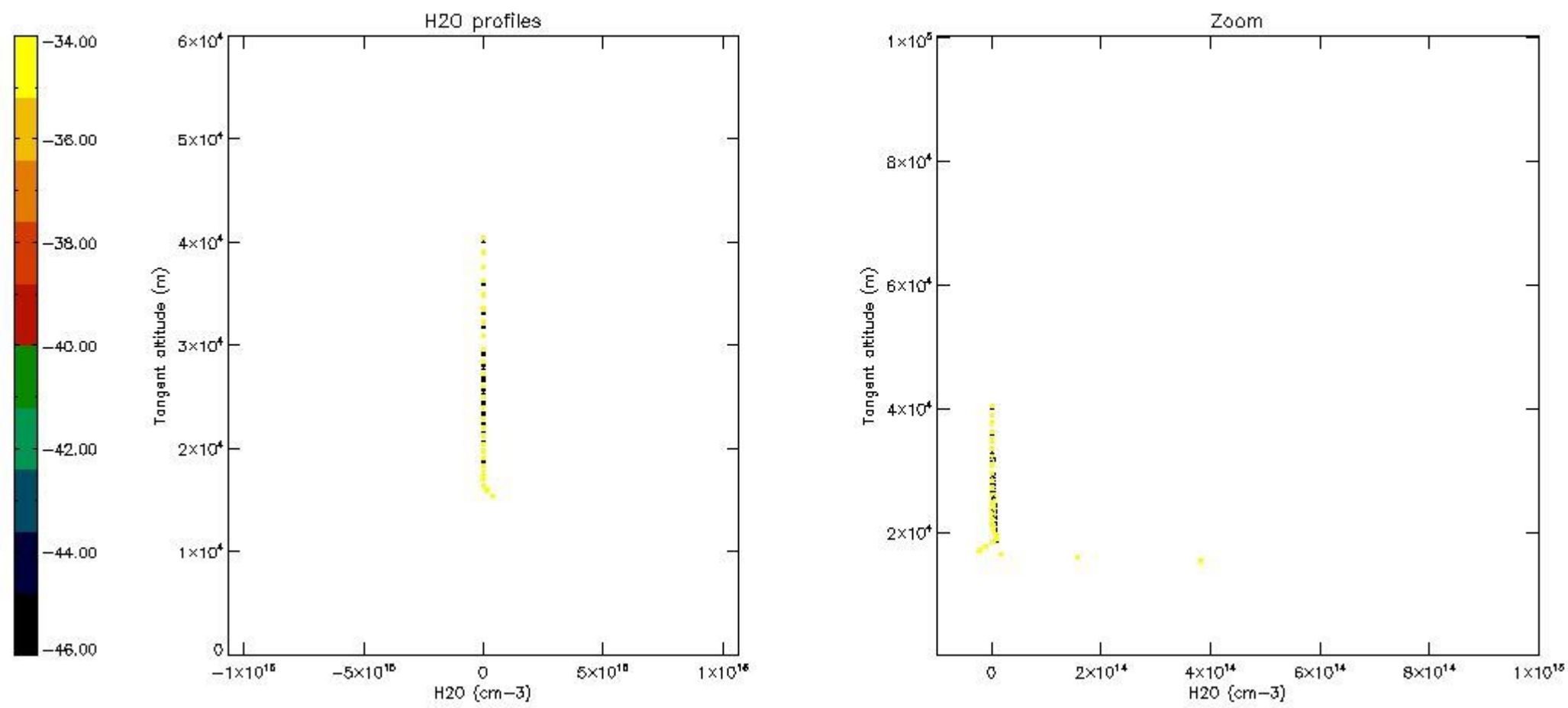
*5.7 Plot NO3 profiles for all STD (dark without errors)*

The colorbar represents the latitude.



5.8 Plot H2O profiles for all STD (only for occultations of stars 1,2,3,4,13,14,16,26,63 dark without errors)

The colorbar represents the latitude.



## 6. Auxiliary Data Files used for the production reported in section 2

The number reported in the third column indicates since which file (see list in section 2) the corresponding auxiliary file has been used. The fourth column is the date of those product files.

Type	Auxiliary Filename	Used since product	Used since product date
INST_PHYS_CHARACTERISTICS	GOM_INS_AXVIEC20091111_143220_20030716_120000_20500101_000000	1	09-MAR-2007 00:00:59
LEVEL-2_PROC_CONFIG	GOM_PR2_AXVIEC20091111_152718_20020301_000000_20500101_000000	1	09-MAR-2007 00:00:59
CROSS_SECTIONS_FILE	GOM_CRS_AXVIEC20091111_154832_20020301_000000_20500101_000000	1	09-MAR-2007 00:00:59

# GOMOS Level 2 Daily Report

## SUMMARY

### [1. General Info](#)

### [2. Summary of processed GOM\\_NL\\_2P products](#)

### [3. Level 2 Quality information per product](#)

#### [3.1 Plot of level 2 quality information per product \(time dependant\)](#)

#### [3.2 Plot of level 2 quality information per product \(world map\)](#)

### [4. Level 1 Quality information per product \(stored on level 2 products\)](#)

#### [4.1 Plot of level 1 quality information per product \(time dependant\)](#)

##### [4.1.1 Plot of level 1 quality information per product \(time dependant\): ASCENDING](#)

##### [4.1.2 Plot of level 1 quality information per product \(time dependant\): DESCENDING](#)

#### [4.2 Plot of level 1 quality information per product \(world map\)](#)

##### [4.2.1 Plot of level 1 quality information per product \(world map\): ASCENDING](#)

##### [4.2.2 Plot of level 1 quality information per product \(world map\): DESCENDING](#)

### [5. Ozone profiles based on quality statistics and other trace gas profiles](#)

#### [5.1 Ozone statistics based on quality of products](#)

#### [5.2 Plot ozone profiles for all STD \(dark without errors\)](#)

#### [5.3 Plot ozone profiles where STD < 20% \(dark without errors\)](#)

#### [5.4. Plot ozone profiles where STD < 10% \(dark without errors\)](#)

#### [5.5. Plot ozone profiles where STD < 5% \(dark without errors\)](#)

#### [5.6 Plot NO2 profiles for all STD \(dark without errors\)](#)

#### [5.7 Plot NO3 profiles for all STD \(dark without errors\)](#)

#### [5.8 Plot H2O profiles \(only for occultations of stars 1,2,3,4,13,14,16,26,63 dark without errors\) for all STD](#)

### [6. Auxiliary Data Files used for the production reported in section 2](#)

This report presents the daily analysis on parameters extracted from GOMOS level 2 data (GOM\_NL\_\_2P). It is intended to monitor some important parameters that will impact the quality of these products. A list of level 2 products (and content) that have arrived during the reporting day to the PCF is also given.

Item	Value
Time of report generation	22APR2013 17:06:43
Data source version	GOMOS/6.01
Start time of products	09-03-2007 (09MAR2007 00:00:00)
Stop time of products	10-03-2007 (10MAR2007 00:00:00)
Store outputs in DB	Yes
Nb of level 2 prods	243
Nb of prods with errors	0

## 2. Summary of processed GOM\_NL\_\_2P products.

Nr	Filename	UTC Start time	Limb	Duration	Star Id	Star Name	Star Mag	Star Temp	Nb Meas	Orbit	Prod. error
1	GOM_NL__2PRFIN20070309_000059_000000382056_00145_26251_8991.N1	09-MAR-2007 00:00:59	Bright	38.000	22	32Alp Leo	1.3600	15200.	76	26251	No
2	GOM_NL__2PRFIN20070309_000324_000000412056_00145_26251_8992.N1	09-MAR-2007 00:03:24	Bright	40.500	51	41Gam1Leo	2.0100	4500.0	81	26251	No
3	GOM_NL__2PRFIN20070309_001143_000000412056_00145_26251_8993.N1	09-MAR-2007 00:11:43	Bright	41.000	174	52Psi UMa	3.0040	4400.0	82	26251	No
4	GOM_NL__2PRFIN20070309_001444_000000402056_00145_26251_8994.N1	09-MAR-2007 00:14:44	Bright	40.000	82	48Bet UMa	2.3650	10600.	80	26251	No
5	GOM_NL__2PRFIN20070309_001610_000000572056_00145_26251_8995.N1	09-MAR-2007 00:16:10	Bright	57.000	36	50Alp UMa	1.8000	6300.0	114	26251	No
6	GOM_NL__2PRFIN20070309_002322_000000412056_00145_26251_8996.N1	09-MAR-2007 00:23:22	Bright	40.500	60	7Bet UMi	2.0810	3950.0	81	26251	No
7	GOM_NL__2PRFIN20070309_003604_000000362056_00145_26251_8997.N1	09-MAR-2007 00:36:04	Bright	35.500	144	18Del Cyg	2.8600	11000.	71	26251	No
8	GOM_NL__2PRFIN20070309_003723_000000362056_00145_26251_8998.N1	09-MAR-2007 00:37:23	Bright	35.500	66	37Gam Cyg	2.2080	5900.0	71	26251	No
9	GOM_NL__2PRFIN20070309_004625_000000452056_00145_26251_8999.N1	09-MAR-2007 00:46:25	Bright	45.000	168	17Zet Aql	2.9860	11000.	90	26251	No
10	GOM_NL__2PRFIN20070309_005825_000000422056_00145_26251_9000.N1	09-MAR-2007 00:58:25	Dark	41.500	57	34Sig Sgr	2.0660	26000.	83	26251	No
11	GOM_NL__2PRFIN20070309_010143_000000472056_00145_26251_9001.N1	09-MAR-2007 01:01:43	Dark	46.500	38	20Eps Sgr	1.8360	11000.	93	26251	No
12	GOM_NL__2PRFIN20070309_010806_000000402056_00146_26252_8995.N1	09-MAR-2007 01:08:06	Dark	40.000	141	Bet Ara	2.8400	4600.0	80	26252	No
13	GOM_NL__2PRFIN20070309_011159_000000402056_00146_26252_8996.N1	09-MAR-2007 01:11:59	Dark	39.500	134	Bet TrA	2.8100	6600.0	79	26252	No
14	GOM_NL__2PRFIN20070309_011441_000000472056_00146_26252_8997.N1	09-MAR-2007 01:14:41	Dark	46.500	4	Alp1Cen	-0.010000	5800.0	93	26252	No
15	GOM_NL__2PRFIN20070309_011557_000000422056_00146_26252_8998.N1	09-MAR-2007 01:15:57	Dark	41.500	10	Bet Cen	0.61000	28000.	83	26252	No
16	GOM_NL__2PRFIN20070309_011755_000000422056_00146_26252_8999.N1	09-MAR-2007 01:17:55	Dark	42.000	77	Eps Cen	2.3030	28000.	84	26252	No
17	GOM_NL__2PRFIN20070309_011923_000000542056_00146_26252_9000.N1	09-MAR-2007 01:19:23	Dark	54.000	26	Gam Cru	1.6240	2900.0	108	26252	No
18	GOM_NL__2PRFIN20070309_012058_000000422056_00146_26252_9001.N1	09-MAR-2007 01:20:58	Straylight	42.000	64	Gam Cen	2.2000	10600.	84	26252	No
19	GOM_NL__2PRFIN20070309_014135_000000392056_00146_26252_9002.N1	09-MAR-2007 01:41:35	Bright	39.000	22	32Alp Leo	1.3600	15200.	78	26252	No
20	GOM_NL__2PRFIN20070309_014400_000000402056_00146_26252_9003.N1	09-MAR-2007 01:44:00	Bright	39.500	51	41Gam1Leo	2.0100	4500.0	79	26252	No
21	GOM_NL__2PRFIN20070309_015219_000000402056_00146_26252_9004.N1	09-MAR-2007 01:52:19	Bright	40.000	174	52Psi UMa	3.0040	4400.0	80	26252	No
22	GOM_NL__2PRFIN20070309_015520_000000382056_00146_26252_9005.N1	09-MAR-2007 01:55:20	Bright	38.000	82	48Bet UMa	2.3650	10600.	76	26252	No
23	GOM_NL__2PRFIN20070309_015645_000000382056_00146_26252_9006.N1	09-MAR-2007 01:56:45	Bright	38.000	36	50Alp UMa	1.8000	6300.0	76	26252	No
24	GOM_NL__2PRFIN20070309_020357_000000392056_00146_26252_9007.N1	09-MAR-2007 02:03:57	Bright	38.500	60	7Bet UMi	2.0810	3950.0	77	26252	No
25	GOM_NL__2PRFIN20070309_021640_000000372056_00146_26252_9008.N1	09-MAR-2007 02:16:40	Bright	36.500	144	18Del Cyg	2.8600	11000.	73	26252	No
26	GOM_NL__2PRFIN20070309_021759_000000352056_00146_26252_9009.N1	09-MAR-2007 02:17:59	Bright	34.500	66	37Gam Cyg	2.2080	5900.0	69	26252	No
27	GOM_NL__2PRFIN20070309_022701_000000462056_00146_26252_9010.N1	09-MAR-2007 02:27:01	Bright	46.000	168	17Zet Aql	2.9860	11000.	92	26252	No
28	GOM_NL__2PRFIN20070309_023706_000000442056_00146_26252_9011.N1	09-MAR-2007 02:37:06	Dark	43.500	155	41Pi Sgr	2.9000	6600.0	87	26252	No
29	GOM_NL__2PRFIN20070309_024220_000000442056_00146_26252_9012.N1	09-MAR-2007 02:42:20	Dark	44.000	38	20Eps Sgr	1.8360	11000.	88	26252	No
30	GOM_NL__2PRFIN20070309_024523_000000452056_00146_26252_9013.N1	09-MAR-2007 02:45:23	Dark	45.000	85	Kap Sco	2.4070	28000.	90	26252	No
31	GOM_NL__2PRFIN20070309_024842_000000402056_00147_26253_9020.N1	09-MAR-2007 02:48:42	Dark	40.000	141	Bet Ara	2.8400	4600.0	80	26253	No
32	GOM_NL__2PRFIN20070309_025236_000000392056_00147_26253_9021.N1	09-MAR-2007 02:52:36	Dark	38.500	134	Bet TrA	2.8100	6600.0	77	26253	No
33	GOM_NL__2PRFIN20070309_025517_000000472056_00147_26253_9022.N1	09-MAR-2007 02:55:17	Dark	47.000	4	Alp1Cen	-0.010000	5800.0	94	26253	No
34	GOM_NL__2PRFIN20070309_025634_000000452056_00147_26253_9023.N1	09-MAR-2007 02:56:34	Dark	45.000	10	Bet Cen	0.61000	28000.	90	26253	No
35	GOM_NL__2PRFIN20070309_025831_000000432056_00147_26253_9024.N1	09-MAR-2007 02:58:31	Dark	42.500	77	Eps Cen	2.3030	28000.	85	26253	No
36	GOM_NL__2PRFIN20070309_025959_000000412056_00147_26253_9025.N1	09-MAR-2007 02:59:59	Dark	40.500	26	Gam Cru	1.6240	2900.0	81	26253	No
37	GOM_NL__2PRFIN20070309_030135_000000462056_00147_26253_9026.N1	09-MAR-2007 03:01:35	Straylight	46.000	64	Gam Cen	2.2000	10600.	92	26253	No
38	GOM_NL__2PRFIN20070309_032211_000000402056_00147_26253_9027.N1	09-MAR-2007 03:22:11	Bright	39.500	22	32Alp Leo	1.3600	15200.	79	26253	No
39	GOM_NL__2PRFIN20070309_032435_000000422056_00147_26253_9028.N1	09-MAR-2007 03:24:35	Bright	41.500	51	41Gam1Leo	2.0100	4500.0	83	26253	No
40	GOM_NL__2PRFIN20070309_033254_000000422056_00147_26253_9029.N1	09-MAR-2007 03:32:54	Bright	41.500	174	52Psi UMa	3.0040	4400.0	83	26253	No
41	GOM_NL__2PRFIN20070309_033555_000000382056_00147_26253_9030.N1	09-MAR-2007 03:35:55	Bright	38.000	82	48Bet UMa	2.3650	10600.	76	26253	No
42	GOM_NL__2PRFIN20070309_033721_000000402056_00147_26253_9031.N1	09-MAR-2007 03:37:21	Bright	40.000	36	50Alp UMa	1.8000	6300.0	80	26253	No

43	GOM_NL__2PRFIN20070309_034433_000000412056_00147_26253_9032.N1	09-MAR-2007 03:44:33	Bright	40.500	60	7Bet UMi	2.0810	3950.0	81	26253	No
44	GOM_NL__2PRFIN20070309_035716_000000372056_00147_26253_9033.N1	09-MAR-2007 03:57:16	Bright	37.000	144	18Del Cyg	2.8600	11000.	74	26253	No
45	GOM_NL__2PRFIN20070309_035835_000000362056_00147_26253_9034.N1	09-MAR-2007 03:58:35	Bright	35.500	66	37Gam Cyg	2.2080	5900.0	71	26253	No
46	GOM_NL__2PRFIN20070309_040737_000000492056_00147_26253_9035.N1	09-MAR-2007 04:07:37	Bright	48.500	168	17Zet Aql	2.9860	11000.	97	26253	No
47	GOM_NL__2PRFIN20070309_041743_000000452056_00147_26253_9036.N1	09-MAR-2007 04:17:43	Dark	44.500	155	41Pi Sgr	2.9000	6600.0	89	26253	No
48	GOM_NL__2PRFIN20070309_041939_000000452056_00147_26253_9037.N1	09-MAR-2007 04:19:39	Dark	45.000	57	34Sig Sgr	2.0660	26000.	90	26253	No
49	GOM_NL__2PRFIN20070309_042256_000000432056_00147_26253_9038.N1	09-MAR-2007 04:22:56	Dark	43.000	38	20Eps Sgr	1.8360	11000.	86	26253	No
50	GOM_NL__2PRFIN20070309_042600_000000462056_00147_26253_9039.N1	09-MAR-2007 04:26:00	Dark	45.500	85	Kap Sco	2.4070	28000.	91	26253	No
51	GOM_NL__2PRFIN20070309_042919_000000442056_00148_26254_9032.N1	09-MAR-2007 04:29:19	Dark	44.000	141	Bet Ara	2.8400	4600.0	88	26254	No
52	GOM_NL__2PRFIN20070309_043312_000000392056_00148_26254_9033.N1	09-MAR-2007 04:33:12	Dark	38.500	134	Bet TrA	2.8100	6600.0	77	26254	No
53	GOM_NL__2PRFIN20070309_043554_000000522056_00148_26254_9034.N1	09-MAR-2007 04:35:54	Dark	51.500	4	Alp1Cen	-0.010000	5800.0	103	26254	No
54	GOM_NL__2PRFIN20070309_043710_000000522056_00148_26254_9035.N1	09-MAR-2007 04:37:10	Dark	52.000	10	Bet Cen	0.61000	28000.	104	26254	No
55	GOM_NL__2PRFIN20070309_043908_000000442056_00148_26254_9036.N1	09-MAR-2007 04:39:08	Dark	43.500	77	Eps Cen	2.3030	28000.	87	26254	No
56	GOM_NL__2PRFIN20070309_044036_000000462056_00148_26254_9037.N1	09-MAR-2007 04:40:36	Dark	46.000	26	Gam Cru	1.6240	2900.0	92	26254	No
57	GOM_NL__2PRFIN20070309_044212_000000462056_00148_26254_9038.N1	09-MAR-2007 04:42:12	Straylight	46.000	64	Gam Cen	2.2000	10600.	92	26254	No
58	GOM_NL__2PRFIN20070309_050247_000000382056_00148_26254_9039.N1	09-MAR-2007 05:02:47	Bright	38.000	22	32Alp Leo	1.3600	15200.	76	26254	No
59	GOM_NL__2PRFIN20070309_050511_000000402056_00148_26254_9040.N1	09-MAR-2007 05:05:11	Bright	40.000	51	41Gam1Leo	2.0100	4500.0	80	26254	No
60	GOM_NL__2PRFIN20070309_051330_000000422056_00148_26254_9041.N1	09-MAR-2007 05:13:30	Bright	42.000	174	52Psi UMa	3.0040	4400.0	84	26254	No
61	GOM_NL__2PRFIN20070309_051631_000000392056_00148_26254_9042.N1	09-MAR-2007 05:16:31	Bright	38.500	82	48Bet UMa	2.3650	10600.	77	26254	No
62	GOM_NL__2PRFIN20070309_051757_000000402056_00148_26254_9043.N1	09-MAR-2007 05:17:57	Bright	40.000	36	50Alp UMa	1.8000	6300.0	80	26254	No
63	GOM_NL__2PRFIN20070309_052509_000000372056_00148_26254_9044.N1	09-MAR-2007 05:25:09	Bright	37.000	60	7Bet UMi	2.0810	3950.0	74	26254	No
64	GOM_NL__2PRFIN20070309_053752_000000382056_00148_26254_9045.N1	09-MAR-2007 05:37:52	Bright	37.500	144	18Del Cyg	2.8600	11000.	75	26254	No
65	GOM_NL__2PRFIN20070309_053911_000000362056_00148_26254_9046.N1	09-MAR-2007 05:39:11	Bright	36.000	66	37Gam Cyg	2.2080	5900.0	72	26254	No
66	GOM_NL__2PRFIN20070309_054814_000000472056_00148_26254_9047.N1	09-MAR-2007 05:48:14	Bright	47.000	168	17Zet Aql	2.9860	11000.	94	26254	No
67	GOM_NL__2PRFIN20070309_055819_000000422056_00148_26254_9048.N1	09-MAR-2007 05:58:19	Dark	42.000	155	41Pi Sgr	2.9000	6600.0	84	26254	No
68	GOM_NL__2PRFIN20070309_060015_000000422056_00148_26254_9049.N1	09-MAR-2007 06:00:15	Dark	41.500	57	34Sig Sgr	2.0660	26000.	83	26254	No
69	GOM_NL__2PRFIN20070309_060333_000000462056_00148_26254_9050.N1	09-MAR-2007 06:03:33	Dark	46.000	38	20Eps Sgr	1.8360	11000.	92	26254	No
70	GOM_NL__2PRFIN20070309_060637_000000452056_00148_26254_9051.N1	09-MAR-2007 06:06:37	Dark	45.000	85	Kap Sco	2.4070	28000.	90	26254	No
71	GOM_NL__2PRFIN20070309_075032_000000432056_00150_26256_9057.N1	09-MAR-2007 07:50:32	Dark	42.500	141	Bet Ara	2.8400	4600.0	85	26256	No
72	GOM_NL__2PRFIN20070309_075425_000000382056_00150_26256_9058.N1	09-MAR-2007 07:54:25	Dark	38.000	134	Bet TrA	2.8100	6600.0	76	26256	No
73	GOM_NL__2PRFIN20070309_075707_000000552056_00150_26256_9059.N1	09-MAR-2007 07:57:07	Dark	55.000	4	Alp1Cen	-0.010000	5800.0	110	26256	No
74	GOM_NL__2PRFIN20070309_075823_000000422056_00150_26256_9060.N1	09-MAR-2007 07:58:23	Dark	42.000	10	Bet Cen	0.61000	28000.	84	26256	No
75	GOM_NL__2PRFIN20070309_080021_000000422056_00150_26256_9061.N1	09-MAR-2007 08:00:21	Dark	42.000	77	Eps Cen	2.3030	28000.	84	26256	No
76	GOM_NL__2PRFIN20070309_080149_000000532056_00150_26256_9062.N1	09-MAR-2007 08:01:49	Dark	53.000	26	Gam Cru	1.6240	2900.0	106	26256	No
77	GOM_NL__2PRFIN20070309_080325_000000432056_00150_26256_9063.N1	09-MAR-2007 08:03:25	Straylight	43.000	64	Gam Cen	2.2000	10600.	86	26256	No
78	GOM_NL__2PRFIN20070309_082359_000000392056_00150_26256_9064.N1	09-MAR-2007 08:23:59	Bright	39.000	22	32Alp Leo	1.3600	15200.	78	26256	No
79	GOM_NL__2PRFIN20070309_082623_000000412056_00150_26256_9065.N1	09-MAR-2007 08:26:23	Bright	40.500	51	41Gam1Leo	2.0100	4500.0	81	26256	No
80	GOM_NL__2PRFIN20070309_083441_000000402056_00150_26256_9066.N1	09-MAR-2007 08:34:41	Bright	40.000	174	52Psi UMa	3.0040	4400.0	80	26256	No
81	GOM_NL__2PRFIN20070309_083742_000000392056_00150_26256_9067.N1	09-MAR-2007 08:37:42	Bright	39.000	82	48Bet UMa	2.3650	10600.	78	26256	No
82	GOM_NL__2PRFIN20070309_083908_000000402056_00150_26256_9068.N1	09-MAR-2007 08:39:08	Bright	39.500	36	50Alp UMa	1.8000	6300.0	79	26256	No
83	GOM_NL__2PRFIN20070309_084620_000000412056_00150_26256_9069.N1	09-MAR-2007 08:46:20	Bright	40.500	60	7Bet UMi	2.0810	3950.0	81	26256	No
84	GOM_NL__2PRFIN20070309_085904_000000362056_00150_26256_9070.N1	09-MAR-2007 08:59:04	Bright	36.000	144	18Del Cyg	2.8600	11000.	72	26256	No
85	GOM_NL__2PRFIN20070309_090023_000000362056_00150_26256_9071.N1	09-MAR-2007 09:00:23	Bright	35.500	66	37Gam Cyg	2.2080	5900.0	71	26256	No
86	GOM_NL__2PRFIN20070309_090927_000000472056_00150_26256_9072.N1	09-MAR-2007 09:09:27	Bright	46.500	168	17Zet Aql	2.9860	11000.	93	26256	No
87	GOM_NL__2PRFIN20070309_091933_000000432056_00150_26256_9073.N1	09-MAR-2007 09:19:33	Dark	43.000	155	41Pi Sgr	2.9000	6600.0	86	26256	No
88	GOM_NL__2PRFIN20070309_092128_000000432056_00150_26256_9074.N1	09-MAR-2007 09:21:28	Dark	42.500	57	34Sig Sgr	2.0660	26000.	85	26256	No
89	GOM_NL__2PRFIN20070309_092447_000000472056_00150_26256_9075.N1	09-MAR-2007 09:24:47	Dark	47.000	38	20Eps Sgr	1.8360	11000.	94	26256	No
90	GOM_NL__2PRFIN20070309_092751_000000452056_00150_26256_9076.N1	09-MAR-2007 09:27:51	Dark	45.000	85	Kap Sco	2.4070	28000.	90	26256	No
91	GOM_NL__2PRFIN20070309_093109_000000422056_00151_26257_9065.N1	09-MAR-2007 09:31:09	Dark	42.000	141	Bet Ara	2.8400	4600.0	84	26257	No
92	GOM_NL__2PRFIN20070309_093502_000000402056_00151_26257_9066.N1	09-MAR-2007 09:35:02	Dark	39.500	134	Bet TrA	2.8100	6600.0	79	26257	No
93	GOM_NL__2PRFIN20070309_093743_000000562056_00151_26257_9067.N1	09-MAR-2007 09:37:43	Dark	55.500	4	Alp1Cen	-0.010000	5800.0	111	26257	No
94	GOM_NL__2PRFIN20070309_093900_000000512056_00151_26257_9068.N1	09-MAR-2007 09:39:00	Dark	50.500	10	Bet Cen	0.61000	28000.	101	26257	No
95	GOM_NL__2PRFIN20070309_094058_000000422056_00151_26257_9069.N1	09-MAR-2007 09:40:58	Dark	41.500	77	Eps Cen	2.3030	28000.	83	26257	No
96	GOM_NL__2PRFIN20070309_094225_000000522056_00151_26257_9070.N1	09-MAR-2007 09:42:25	Dark	52.000	26	Gam Cru	1.6240	2900.0	104	26257	No
97	GOM_NL__2PRFIN20070309_094401_000000442056_00151_26257_9071.N1	09-MAR-2007 09:44:01	Straylight	44.000	64	Gam Cen	2.2000	10600.	88	26257	No
98	GOM_NL__2PRFIN20070309_100434_000000392056_00151_26257_9072.N1	09-MAR-2007 10:04:34	Bright	38.500	22	32Alp Leo	1.3600	15200.	77	26257	No
99	GOM_NL__2PRFIN20070309_100658_000000402056_00151_26257_9073.N1	09-MAR-2007 10:06:58	Bright	40.000	51	41Gam1Leo	2.0100	4500.0	80	26257	No
100	GOM_NL__2PRFIN20070309_101516_000000422056_00151_26257_9074.N1	09-MAR-2007 10:15:16	Bright	41.500	174	52Psi UMa	3.0040	4400.0	83	26257	No
101	GOM_NL__2PRFIN20070309_101818_000000392056_00151_26257_9075.N1	09-MAR-2007 10:18:18	Bright	39.000	82	48Bet UMa	2.3650	10600.	78	26257	No

102	GOM_NL__2PRFIN20070309_101943_000000392056_00151_26257_9076.N1	09-MAR-2007 10:19:43	Bright	38.500	36	50Alp UMa	1.8000	6300.0	77	26257	No
103	GOM_NL__2PRFIN20070309_102655_000000402056_00151_26257_9077.N1	09-MAR-2007 10:26:55	Bright	39.500	60	7Bet UMi	2.0810	3950.0	79	26257	No
104	GOM_NL__2PRFIN20070309_103940_000000372056_00151_26257_9078.N1	09-MAR-2007 10:39:40	Bright	36.500	144	18Del Cyg	2.8600	11000.	73	26257	No
105	GOM_NL__2PRFIN20070309_104059_000000372056_00151_26257_9079.N1	09-MAR-2007 10:40:59	Bright	36.500	66	37Gam Cyg	2.2080	5900.0	73	26257	No
106	GOM_NL__2PRFIN20070309_105003_000000462056_00151_26257_9080.N1	09-MAR-2007 10:50:03	Bright	45.500	168	17Zet Aql	2.9860	11000.	91	26257	No
107	GOM_NL__2PRFIN20070309_110009_000000442056_00151_26257_9081.N1	09-MAR-2007 11:00:09	Dark	44.000	155	41Pi Sgr	2.9000	6600.0	88	26257	No
108	GOM_NL__2PRFIN20070309_110205_000000422056_00151_26257_9082.N1	09-MAR-2007 11:02:05	Dark	42.000	57	34Sig Sgr	2.0660	26000.	84	26257	No
109	GOM_NL__2PRFIN20070309_110523_000000452056_00151_26257_9083.N1	09-MAR-2007 11:05:23	Dark	44.500	38	20Eps Sgr	1.8360	11000.	89	26257	No
110	GOM_NL__2PRFIN20070309_110828_000000452056_00151_26257_9084.N1	09-MAR-2007 11:08:28	Dark	44.500	85	Kap Sco	2.4070	28000.	89	26257	No
111	GOM_NL__2PRFIN20070309_111145_000000432056_00152_26258_9124.N1	09-MAR-2007 11:11:45	Dark	42.500	141	Bet Ara	2.8400	4600.0	85	26258	No
112	GOM_NL__2PRFIN20070309_111538_000000392056_00152_26258_9125.N1	09-MAR-2007 11:15:38	Dark	39.000	134	Bet TrA	2.8100	6600.0	78	26258	No
113	GOM_NL__2PRFIN20070309_111820_000000442056_00152_26258_9126.N1	09-MAR-2007 11:18:20	Dark	43.500	4	Alp1Cen	-0.010000	5800.0	87	26258	No
114	GOM_NL__2PRFIN20070309_111936_000000412056_00152_26258_9127.N1	09-MAR-2007 11:19:36	Dark	41.000	10	Bet Cen	0.61000	28000.	82	26258	No
115	GOM_NL__2PRFIN20070309_112134_000000422056_00152_26258_9128.N1	09-MAR-2007 11:21:34	Dark	41.500	77	Eps Cen	2.3030	28000.	83	26258	No
116	GOM_NL__2PRFIN20070309_112301_000000462056_00152_26258_9129.N1	09-MAR-2007 11:23:01	Dark	45.500	26	Gam Cru	1.6240	2900.0	91	26258	No
117	GOM_NL__2PRFIN20070309_112437_000000452056_00152_26258_9130.N1	09-MAR-2007 11:24:37	Straylight	44.500	64	Gam Cen	2.2000	10600.	89	26258	No
118	GOM_NL__2PRFIN20070309_114510_000000392056_00152_26258_9131.N1	09-MAR-2007 11:45:10	Bright	38.500	22	32Alp Leo	1.3600	15200.	77	26258	No
119	GOM_NL__2PRFIN20070309_114734_000000402056_00152_26258_9132.N1	09-MAR-2007 11:47:34	Bright	39.500	51	41Gam1Leo	2.0100	4500.0	79	26258	No
120	GOM_NL__2PRFIN20070309_115552_000000412056_00152_26258_9133.N1	09-MAR-2007 11:55:52	Bright	41.000	174	52Psi UMa	3.0040	4400.0	82	26258	No
121	GOM_NL__2PRFIN20070309_115853_000000382056_00152_26258_9134.N1	09-MAR-2007 11:58:53	Bright	38.000	82	48Bet UMa	2.3650	10600.	76	26258	No
122	GOM_NL__2PRFIN20070309_120019_000000402056_00152_26258_9135.N1	09-MAR-2007 12:00:19	Bright	40.000	36	50Alp UMa	1.8000	6300.0	80	26258	No
123	GOM_NL__2PRFIN20070309_120731_000000412056_00152_26258_9136.N1	09-MAR-2007 12:07:31	Bright	40.500	60	7Bet UMi	2.0810	3950.0	81	26258	No
124	GOM_NL__2PRFIN20070309_122016_000000372056_00152_26258_9137.N1	09-MAR-2007 12:20:16	Bright	37.000	144	18Del Cyg	2.8600	11000.	74	26258	No
125	GOM_NL__2PRFIN20070309_122135_000000372056_00152_26258_9138.N1	09-MAR-2007 12:21:35	Bright	37.000	66	37Gam Cyg	2.2080	5900.0	74	26258	No
126	GOM_NL__2PRFIN20070309_123039_000000472056_00152_26258_9139.N1	09-MAR-2007 12:30:39	Bright	46.500	168	17Zet Aql	2.9860	11000.	93	26258	No
127	GOM_NL__2PRFIN20070309_124046_000000432056_00152_26258_9140.N1	09-MAR-2007 12:40:46	Dark	43.000	155	41Pi Sgr	2.9000	6600.0	86	26258	No
128	GOM_NL__2PRFIN20070309_124242_000000432056_00152_26258_9141.N1	09-MAR-2007 12:42:42	Dark	42.500	57	34Sig Sgr	2.0660	26000.	85	26258	No
129	GOM_NL__2PRFIN20070309_124600_000000432056_00152_26258_9142.N1	09-MAR-2007 12:46:00	Dark	43.000	38	20Eps Sgr	1.8360	11000.	86	26258	No
130	GOM_NL__2PRFIN20070309_124904_000000452056_00152_26258_9143.N1	09-MAR-2007 12:49:04	Dark	44.500	85	Kap Sco	2.4070	28000.	89	26258	No
131	GOM_NL__2PRFIN20070309_125222_000000412056_00153_26259_9104.N1	09-MAR-2007 12:52:22	Dark	40.500	141	Bet Ara	2.8400	4600.0	81	26259	No
132	GOM_NL__2PRFIN20070309_125615_000000382056_00153_26259_9105.N1	09-MAR-2007 12:56:15	Dark	38.000	134	Bet TrA	2.8100	6600.0	76	26259	No
133	GOM_NL__2PRFIN20070309_125856_000000542056_00153_26259_9106.N1	09-MAR-2007 12:58:56	Dark	54.000	4	Alp1Cen	-0.010000	5800.0	108	26259	No
134	GOM_NL__2PRFIN20070309_130013_000000432056_00153_26259_9107.N1	09-MAR-2007 13:00:13	Dark	43.000	10	Bet Cen	0.61000	28000.	86	26259	No
135	GOM_NL__2PRFIN20070309_130211_000000422056_00153_26259_9108.N1	09-MAR-2007 13:02:11	Dark	42.000	77	Eps Cen	2.3030	28000.	84	26259	No
136	GOM_NL__2PRFIN20070309_130337_000000512056_00153_26259_9109.N1	09-MAR-2007 13:03:37	Dark	50.500	26	Gam Cru	1.6240	2900.0	101	26259	No
137	GOM_NL__2PRFIN20070309_130514_000000412056_00153_26259_9110.N1	09-MAR-2007 13:05:14	Straylight	41.000	64	Gam Cen	2.2000	10600.	82	26259	No
138	GOM_NL__2PRFIN20070309_132546_000000402056_00153_26259_9111.N1	09-MAR-2007 13:25:46	Bright	39.500	22	32Alp Leo	1.3600	15200.	79	26259	No
139	GOM_NL__2PRFIN20070309_132810_000000452056_00153_26259_9112.N1	09-MAR-2007 13:28:10	Bright	44.500	51	41Gam1Leo	2.0100	4500.0	89	26259	No
140	GOM_NL__2PRFIN20070309_133627_000000402056_00153_26259_9113.N1	09-MAR-2007 13:36:27	Bright	39.500	174	52Psi UMa	3.0040	4400.0	79	26259	No
141	GOM_NL__2PRFIN20070309_133929_000000372056_00153_26259_9114.N1	09-MAR-2007 13:39:29	Bright	37.000	82	48Bet UMa	2.3650	10600.	74	26259	No
142	GOM_NL__2PRFIN20070309_134055_000000402056_00153_26259_9115.N1	09-MAR-2007 13:40:55	Bright	39.500	36	50Alp UMa	1.8000	6300.0	79	26259	No
143	GOM_NL__2PRFIN20070309_134806_000000372056_00153_26259_9116.N1	09-MAR-2007 13:48:06	Bright	36.500	60	7Bet UMi	2.0810	3950.0	73	26259	No
144	GOM_NL__2PRFIN20070309_140052_000000362056_00153_26259_9117.N1	09-MAR-2007 14:00:52	Bright	35.500	144	18Del Cyg	2.8600	11000.	71	26259	No
145	GOM_NL__2PRFIN20070309_140211_000000352056_00153_26259_9118.N1	09-MAR-2007 14:02:11	Bright	34.500	66	37Gam Cyg	2.2080	5900.0	69	26259	No
146	GOM_NL__2PRFIN20070309_141116_000000472056_00153_26259_9119.N1	09-MAR-2007 14:11:16	Tw_i_and_stray	46.500	168	17Zet Aql	2.9860	11000.	93	26259	No
147	GOM_NL__2PRFIN20070309_142122_000000422056_00153_26259_9120.N1	09-MAR-2007 14:21:22	Dark	42.000	155	41Pi Sgr	2.9000	6600.0	84	26259	No
148	GOM_NL__2PRFIN20070309_142318_000000422056_00153_26259_9121.N1	09-MAR-2007 14:23:18	Dark	41.500	57	34Sig Sgr	2.0660	26000.	83	26259	No
149	GOM_NL__2PRFIN20070309_142637_000000422056_00153_26259_9122.N1	09-MAR-2007 14:26:37	Dark	42.000	38	20Eps Sgr	1.8360	11000.	84	26259	No
150	GOM_NL__2PRFIN20070309_142941_000000452056_00153_26259_9123.N1	09-MAR-2007 14:29:41	Dark	44.500	85	Kap Sco	2.4070	28000.	89	26259	No
151	GOM_NL__2PRFIN20070309_143258_000000402056_00154_26260_9118.N1	09-MAR-2007 14:32:58	Dark	40.000	141	Bet Ara	2.8400	4600.0	80	26260	No
152	GOM_NL__2PRFIN20070309_143651_000000392056_00154_26260_9119.N1	09-MAR-2007 14:36:51	Dark	38.500	134	Bet TrA	2.8100	6600.0	77	26260	No
153	GOM_NL__2PRFIN20070309_143933_000000572056_00154_26260_9120.N1	09-MAR-2007 14:39:33	Dark	57.000	4	Alp1Cen	-0.010000	5800.0	114	26260	No
154	GOM_NL__2PRFIN20070309_144049_000000422056_00154_26260_9121.N1	09-MAR-2007 14:40:49	Dark	42.000	10	Bet Cen	0.61000	28000.	84	26260	No
155	GOM_NL__2PRFIN20070309_144247_000000432056_00154_26260_9122.N1	09-MAR-2007 14:42:47	Dark	43.000	77	Eps Cen	2.3030	28000.	86	26260	No
156	GOM_NL__2PRFIN20070309_144414_000000532056_00154_26260_9123.N1	09-MAR-2007 14:44:14	Dark	52.500	26	Gam Cru	1.6240	2900.0	105	26260	No
157	GOM_NL__2PRFIN20070309_144550_000000412056_00154_26260_9124.N1	09-MAR-2007 14:45:50	Straylight	40.500	64	Gam Cen	2.2000	10600.	81	26260	No
158	GOM_NL__2PRFIN20070309_150622_000000402056_00154_26260_9125.N1	09-MAR-2007 15:06:22	Bright	40.000	22	32Alp Leo	1.3600	15200.	80	26260	No
159	GOM_NL__2PRFIN20070309_150846_000000402056_00154_26260_9126.N1	09-MAR-2007 15:08:46	Bright	40.000	51	41Gam1Leo	2.0100	4500.0	80	26260	No
160	GOM_NL__2PRFIN20070309_151702_000000422056_00154_26260_9127.N1	09-MAR-2007 15:17:02	Bright	41.500	174	52Psi UMa	3.0040	4400.0	83	26260	No

161	GOM_NL__2PRFIN20070309_152004_000000582056_00154_26260_9128.N1	09-MAR-2007 15:20:04	Bright	58.000	82	48Bet UMa	2.3650	10600.	116	26260	No
162	GOM_NL__2PRFIN20070309_152130_000000392056_00154_26260_9129.N1	09-MAR-2007 15:21:30	Bright	38.500	36	50Alp UMa	1.8000	6300.0	77	26260	No
163	GOM_NL__2PRFIN20070309_152842_000000372056_00154_26260_9130.N1	09-MAR-2007 15:28:42	Bright	37.000	60	7Bet UMi	2.0810	3950.0	74	26260	No
164	GOM_NL__2PRFIN20070309_154128_000000362056_00154_26260_9131.N1	09-MAR-2007 15:41:28	Bright	36.000	144	18Del Cyg	2.8600	11000.	72	26260	No
165	GOM_NL__2PRFIN20070309_154247_000000362056_00154_26260_9132.N1	09-MAR-2007 15:42:47	Bright	35.500	66	37Gam Cyg	2.2080	5900.0	71	26260	No
166	GOM_NL__2PRFIN20070309_155152_000000482056_00154_26260_9133.N1	09-MAR-2007 15:51:52	Tw_i_and_stray	48.000	168	17Zet Aql	2.9860	11000.	96	26260	No
167	GOM_NL__2PRFIN20070309_160159_000000412056_00154_26260_9134.N1	09-MAR-2007 16:01:59	Dark	40.500	155	41Pi Sgr	2.9000	6600.0	81	26260	No
168	GOM_NL__2PRFIN20070309_160355_000000442056_00154_26260_9135.N1	09-MAR-2007 16:03:55	Dark	44.000	57	34Sig Sgr	2.0660	26000.	88	26260	No
169	GOM_NL__2PRFIN20070309_160713_000000452056_00154_26260_9136.N1	09-MAR-2007 16:07:13	Dark	45.000	38	20Eps Sgr	1.8360	11000.	90	26260	No
170	GOM_NL__2PRFIN20070309_161018_000000452056_00154_26260_9137.N1	09-MAR-2007 16:10:18	Dark	44.500	85	Kap Sco	2.4070	28000.	89	26260	No
171	GOM_NL__2PRFIN20070309_161335_000000402056_00155_26261_9139.N1	09-MAR-2007 16:13:35	Dark	40.000	141	Bet Ara	2.8400	4600.0	80	26261	No
172	GOM_NL__2PRFIN20070309_161728_000000392056_00155_26261_9140.N1	09-MAR-2007 16:17:28	Dark	39.000	134	Bet TrA	2.8100	6600.0	78	26261	No
173	GOM_NL__2PRFIN20070309_162009_000000442056_00155_26261_9141.N1	09-MAR-2007 16:20:09	Dark	44.000	4	Alp1Cen	-0.010000	5800.0	88	26261	No
174	GOM_NL__2PRFIN20070309_162126_000000402056_00155_26261_9142.N1	09-MAR-2007 16:21:26	Dark	40.000	10	Bet Cen	0.61000	28000.	80	26261	No
175	GOM_NL__2PRFIN20070309_162324_000000412056_00155_26261_9143.N1	09-MAR-2007 16:23:24	Dark	41.000	77	Eps Cen	2.3030	28000.	82	26261	No
176	GOM_NL__2PRFIN20070309_162450_000000492056_00155_26261_9144.N1	09-MAR-2007 16:24:50	Dark	48.500	26	Gam Cru	1.6240	2900.0	97	26261	No
177	GOM_NL__2PRFIN20070309_162627_000000422056_00155_26261_9145.N1	09-MAR-2007 16:26:27	Straylight	41.500	64	Gam Cen	2.2000	10600.	83	26261	No
178	GOM_NL__2PRFIN20070309_164658_000000392056_00155_26261_9146.N1	09-MAR-2007 16:46:58	Bright	38.500	22	32Alp Leo	1.3600	15200.	77	26261	No
179	GOM_NL__2PRFIN20070309_164922_000000402056_00155_26261_9147.N1	09-MAR-2007 16:49:22	Bright	39.500	51	41Gam1Leo	2.0100	4500.0	79	26261	No
180	GOM_NL__2PRFIN20070309_165738_000000422056_00155_26261_9148.N1	09-MAR-2007 16:57:38	Bright	41.500	174	52Psi UMa	3.0040	4400.0	83	26261	No
181	GOM_NL__2PRFIN20070309_170040_000000392056_00155_26261_9149.N1	09-MAR-2007 17:00:40	Bright	38.500	82	48Bet UMa	2.3650	10600.	77	26261	No
182	GOM_NL__2PRFIN20070309_170206_000000402056_00155_26261_9150.N1	09-MAR-2007 17:02:06	Bright	40.000	36	50Alp UMa	1.8000	6300.0	80	26261	No
183	GOM_NL__2PRFIN20070309_170918_000000402056_00155_26261_9151.N1	09-MAR-2007 17:09:18	Bright	39.500	60	7Bet UMi	2.0810	3950.0	79	26261	No
184	GOM_NL__2PRFIN20070309_172204_000000372056_00155_26261_9152.N1	09-MAR-2007 17:22:04	Bright	37.000	144	18Del Cyg	2.8600	11000.	74	26261	No
185	GOM_NL__2PRFIN20070309_172323_000000372056_00155_26261_9153.N1	09-MAR-2007 17:23:23	Bright	36.500	66	37Gam Cyg	2.2080	5900.0	73	26261	No
186	GOM_NL__2PRFIN20070309_173228_000000472056_00155_26261_9154.N1	09-MAR-2007 17:32:28	Tw_i_and_stray	47.000	168	17Zet Aql	2.9860	11000.	94	26261	No
187	GOM_NL__2PRFIN20070309_174235_000000422056_00155_26261_9155.N1	09-MAR-2007 17:42:35	Dark	42.000	155	41Pi Sgr	2.9000	6600.0	84	26261	No
188	GOM_NL__2PRFIN20070309_174432_000000432056_00155_26261_9156.N1	09-MAR-2007 17:44:32	Dark	42.500	57	34Sig Sgr	2.0660	26000.	85	26261	No
189	GOM_NL__2PRFIN20070309_174750_000000482056_00155_26261_9157.N1	09-MAR-2007 17:47:50	Dark	48.000	38	20Eps Sgr	1.8360	11000.	96	26261	No
190	GOM_NL__2PRFIN20070309_175055_000000442056_00155_26261_9158.N1	09-MAR-2007 17:50:55	Dark	44.000	85	Kap Sco	2.4070	28000.	88	26261	No
191	GOM_NL__2PRFIN20070309_175412_000000402056_00156_26262_9147.N1	09-MAR-2007 17:54:12	Dark	40.000	141	Bet Ara	2.8400	4600.0	80	26262	No
192	GOM_NL__2PRFIN20070309_175804_000000392056_00156_26262_9148.N1	09-MAR-2007 17:58:04	Dark	39.000	134	Bet TrA	2.8100	6600.0	78	26262	No
193	GOM_NL__2PRFIN20070309_180046_000000442056_00156_26262_9149.N1	09-MAR-2007 18:00:46	Dark	44.000	4	Alp1Cen	-0.010000	5800.0	88	26262	No
194	GOM_NL__2PRFIN20070309_180202_000000432056_00156_26262_9150.N1	09-MAR-2007 18:02:02	Dark	42.500	10	Bet Cen	0.61000	28000.	85	26262	No
195	GOM_NL__2PRFIN20070309_180401_000000422056_00156_26262_9151.N1	09-MAR-2007 18:04:01	Dark	42.000	77	Eps Cen	2.3030	28000.	84	26262	No
196	GOM_NL__2PRFIN20070309_180527_000000472056_00156_26262_9152.N1	09-MAR-2007 18:05:27	Dark	47.000	26	Gam Cru	1.6240	2900.0	94	26262	No
197	GOM_NL__2PRFIN20070309_180703_000000452056_00156_26262_9153.N1	09-MAR-2007 18:07:03	Straylight	45.000	64	Gam Cen	2.2000	10600.	90	26262	No
198	GOM_NL__2PRFIN20070309_182734_000000392056_00156_26262_9154.N1	09-MAR-2007 18:27:34	Bright	38.500	22	32Alp Leo	1.3600	15200.	77	26262	No
199	GOM_NL__2PRFIN20070309_182957_000000412056_00156_26262_9155.N1	09-MAR-2007 18:29:57	Bright	40.500	51	41Gam1Leo	2.0100	4500.0	81	26262	No
200	GOM_NL__2PRFIN20070309_183813_000000402056_00156_26262_9156.N1	09-MAR-2007 18:38:13	Bright	40.000	174	52Psi UMa	3.0040	4400.0	80	26262	No
201	GOM_NL__2PRFIN20070309_184115_000000392056_00156_26262_9157.N1	09-MAR-2007 18:41:15	Bright	39.000	82	48Bet UMa	2.3650	10600.	78	26262	No
202	GOM_NL__2PRFIN20070309_184241_000000392056_00156_26262_9158.N1	09-MAR-2007 18:42:41	Bright	39.000	36	50Alp UMa	1.8000	6300.0	78	26262	No
203	GOM_NL__2PRFIN20070309_184953_000000422056_00156_26262_9159.N1	09-MAR-2007 18:49:53	Bright	41.500	60	7Bet UMi	2.0810	3950.0	83	26262	No
204	GOM_NL__2PRFIN20070309_190240_000000372056_00156_26262_9160.N1	09-MAR-2007 19:02:40	Bright	36.500	144	18Del Cyg	2.8600	11000.	73	26262	No
205	GOM_NL__2PRFIN20070309_190359_000000352056_00156_26262_9161.N1	09-MAR-2007 19:03:59	Bright	35.000	66	37Gam Cyg	2.2080	5900.0	70	26262	No
206	GOM_NL__2PRFIN20070309_191305_000000482056_00156_26262_9162.N1	09-MAR-2007 19:13:05	Tw_i_and_stray	47.500	168	17Zet Aql	2.9860	11000.	95	26262	No
207	GOM_NL__2PRFIN20070309_192312_000000432056_00156_26262_9163.N1	09-MAR-2007 19:23:12	Dark	42.500	155	41Pi Sgr	2.9000	6600.0	85	26262	No
208	GOM_NL__2PRFIN20070309_192508_000000422056_00156_26262_9164.N1	09-MAR-2007 19:25:08	Dark	42.000	57	34Sig Sgr	2.0660	26000.	84	26262	No
209	GOM_NL__2PRFIN20070309_192827_000000472056_00156_26262_9165.N1	09-MAR-2007 19:28:27	Dark	47.000	38	20Eps Sgr	1.8360	11000.	94	26262	No
210	GOM_NL__2PRFIN20070309_193132_000000452056_00156_26262_9166.N1	09-MAR-2007 19:31:32	Dark	45.000	85	Kap Sco	2.4070	28000.	90	26262	No
211	GOM_NL__2PRFIN20070309_211525_000000462056_00158_26264_9196.N1	09-MAR-2007 21:15:25	Dark	45.500	141	Bet Ara	2.8400	4600.0	91	26264	No
212	GOM_NL__2PRFIN20070309_211917_000000382056_00158_26264_9197.N1	09-MAR-2007 21:19:17	Dark	38.000	134	Bet TrA	2.8100	6600.0	76	26264	No
213	GOM_NL__2PRFIN20070309_212159_000000472056_00158_26264_9198.N1	09-MAR-2007 21:21:59	Dark	47.000	4	Alp1Cen	-0.010000	5800.0	94	26264	No
214	GOM_NL__2PRFIN20070309_212315_000000422056_00158_26264_9199.N1	09-MAR-2007 21:23:15	Dark	41.500	10	Bet Cen	0.61000	28000.	83	26264	No
215	GOM_NL__2PRFIN20070309_212514_000000432056_00158_26264_9200.N1	09-MAR-2007 21:25:14	Dark	43.000	77	Eps Cen	2.3030	28000.	86	26264	No
216	GOM_NL__2PRFIN20070309_212639_000000552056_00158_26264_9201.N1	09-MAR-2007 21:26:39	Dark	54.500	26	Gam Cru	1.6240	2900.0	109	26264	No
217	GOM_NL__2PRFIN20070309_212816_000000442056_00158_26264_9202.N1	09-MAR-2007 21:28:16	Straylight	43.500	64	Gam Cen	2.2000	10600.	87	26264	No
218	GOM_NL__2PRFIN20070309_214845_000000392056_00158_26264_9203.N1	09-MAR-2007 21:48:45	Bright	39.000	22	32Alp Leo	1.3600	15200.	78	26264	No
219	GOM_NL__2PRFIN20070309_215109_000000392056_00158_26264_9204.N1	09-MAR-2007 21:51:09	Bright	39.000	51	41Gam1Leo	2.0100	4500.0	78	26264	No

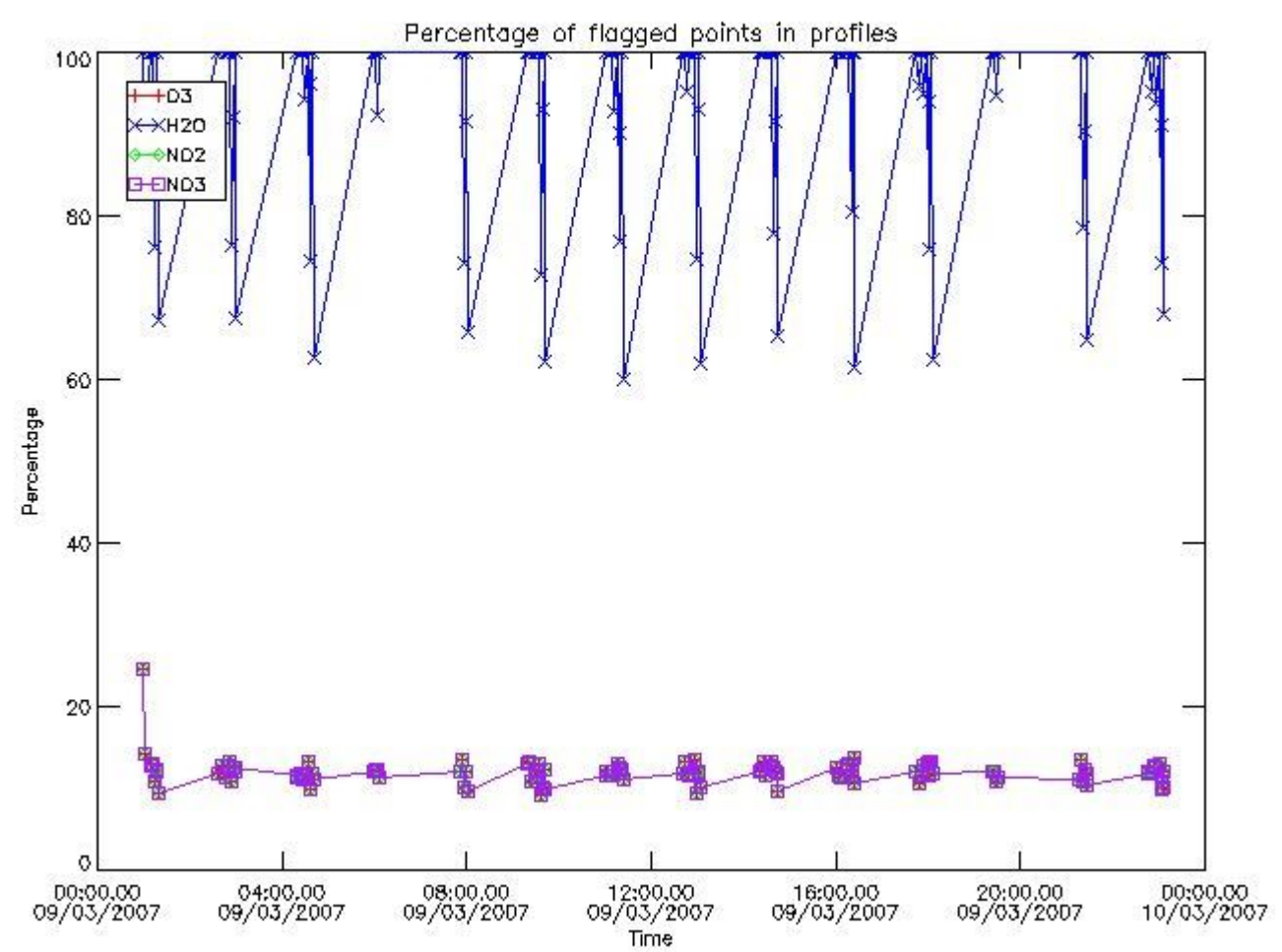


220	GOM_NL__2PRFIN20070309_215924_000000612056_00158_26264_9205.N1	09-MAR-2007 21:59:24	Bright	61.000	174	52Psi UMa	3.0040	4400.0	122	26264	No
221	GOM_NL__2PRFIN20070309_220226_000000382056_00158_26264_9206.N1	09-MAR-2007 22:02:26	Bright	38.000	82	48Bet UMa	2.3650	10600.	76	26264	No
222	GOM_NL__2PRFIN20070309_220353_000000402056_00158_26264_9207.N1	09-MAR-2007 22:03:53	Bright	39.500	36	50Alp UMa	1.8000	6300.0	79	26264	No
223	GOM_NL__2PRFIN20070309_221104_000000422056_00158_26264_9208.N1	09-MAR-2007 22:11:04	Bright	41.500	60	7Bet UMi	2.0810	3950.0	83	26264	No
224	GOM_NL__2PRFIN20070309_222352_000000372056_00158_26264_9209.N1	09-MAR-2007 22:23:52	Bright	37.000	144	18Del Cyg	2.8600	11000.	74	26264	No
225	GOM_NL__2PRFIN20070309_222511_000000352056_00158_26264_9210.N1	09-MAR-2007 22:25:11	Bright	35.000	66	37Gam Cyg	2.2080	5900.0	70	26264	No
226	GOM_NL__2PRFIN20070309_223417_000000472056_00158_26264_9211.N1	09-MAR-2007 22:34:17	Twilight	46.500	168	17Zet Aql	2.9860	11000.	93	26264	No
227	GOM_NL__2PRFIN20070309_224425_000000442056_00158_26264_9212.N1	09-MAR-2007 22:44:25	Dark	43.500	155	41Pi Sgr	2.9000	6600.0	87	26264	No
228	GOM_NL__2PRFIN20070309_224621_000000432056_00158_26264_9213.N1	09-MAR-2007 22:46:21	Dark	42.500	57	34Sig Sgr	2.0660	26000.	85	26264	No
229	GOM_NL__2PRFIN20070309_224940_000000432056_00158_26264_9214.N1	09-MAR-2007 22:49:40	Dark	43.000	38	20Eps Sgr	1.8360	11000.	86	26264	No
230	GOM_NL__2PRFIN20070309_225246_000000442056_00158_26264_9215.N1	09-MAR-2007 22:52:46	Dark	43.500	85	Kap Sco	2.4070	28000.	87	26264	No
231	GOM_NL__2PRFIN20070309_225601_000000412056_00159_26265_9211.N1	09-MAR-2007 22:56:01	Dark	40.500	141	Bet Ara	2.8400	4600.0	81	26265	No
232	GOM_NL__2PRFIN20070309_225953_000000402056_00159_26265_9212.N1	09-MAR-2007 22:59:53	Dark	39.500	134	Bet TrA	2.8100	6600.0	79	26265	No
233	GOM_NL__2PRFIN20070309_230235_000000472056_00159_26265_9213.N1	09-MAR-2007 23:02:35	Dark	47.000	4	Alp1Cen	-0.010000	5800.0	94	26265	No
234	GOM_NL__2PRFIN20070309_230352_000000512056_00159_26265_9214.N1	09-MAR-2007 23:03:52	Dark	51.000	10	Bet Cen	0.61000	28000.	102	26265	No
235	GOM_NL__2PRFIN20070309_230550_000000422056_00159_26265_9215.N1	09-MAR-2007 23:05:50	Dark	42.000	77	Eps Cen	2.3030	28000.	84	26265	No
236	GOM_NL__2PRFIN20070309_230716_000000552056_00159_26265_9216.N1	09-MAR-2007 23:07:16	Dark	55.000	26	Gam Cru	1.6240	2900.0	110	26265	No
237	GOM_NL__2PRFIN20070309_230852_000000432056_00159_26265_9217.N1	09-MAR-2007 23:08:52	Straylight	43.000	64	Gam Cen	2.2000	10600.	86	26265	No
238	GOM_NL__2PRFIN20070309_232921_000000392056_00159_26265_9218.N1	09-MAR-2007 23:29:21	Bright	38.500	22	32Alp Leo	1.3600	15200.	77	26265	No
239	GOM_NL__2PRFIN20070309_233145_000000412056_00159_26265_9219.N1	09-MAR-2007 23:31:45	Bright	40.500	51	41Gam1Leo	2.0100	4500.0	81	26265	No
240	GOM_NL__2PRFIN20070309_234000_000000422056_00159_26265_9220.N1	09-MAR-2007 23:40:00	Bright	42.000	174	52Psi UMa	3.0040	4400.0	84	26265	No
241	GOM_NL__2PRFIN20070309_234302_000000402056_00159_26265_9221.N1	09-MAR-2007 23:43:02	Bright	39.500	82	48Bet UMa	2.3650	10600.	79	26265	No
242	GOM_NL__2PRFIN20070309_234428_000000402056_00159_26265_9222.N1	09-MAR-2007 23:44:28	Bright	40.000	36	50Alp UMa	1.8000	6300.0	80	26265	No
243	GOM_NL__2PRFIN20070309_235140_000000392056_00159_26265_9223.N1	09-MAR-2007 23:51:40	Bright	39.000	60	7Bet UMi	2.0810	3950.0	78	26265	No

### 3. Quality information per product

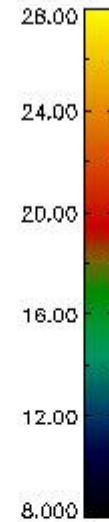
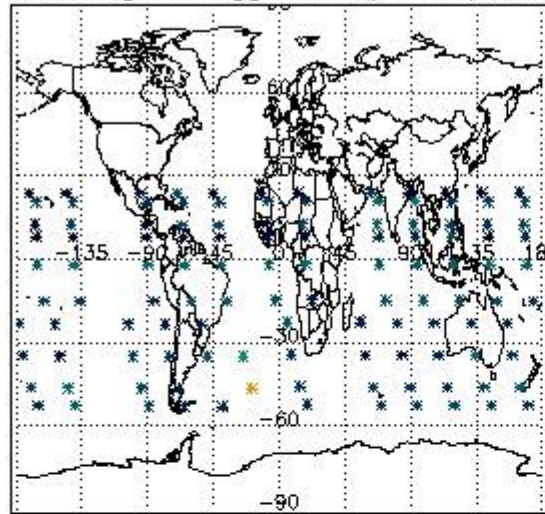
In this section it is plotted some information contained in the Quality Summary data set of the level 2 products. Only products in dark limb conditions and without errors (error flag in the MPH set to "0") are used.

#### 3.1 Plot quality information per product (time dependant)

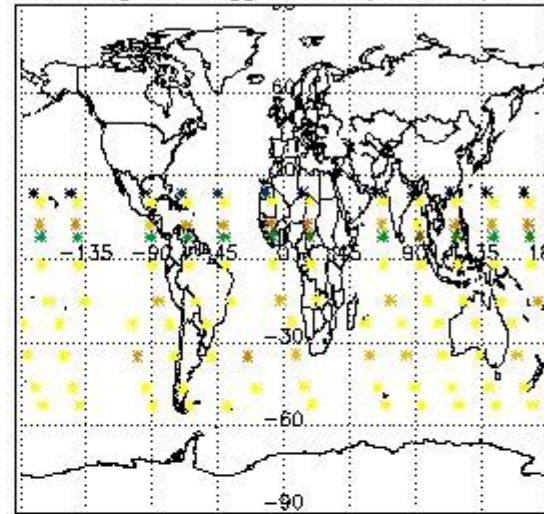


3.2 Plot quality information per product (world map)


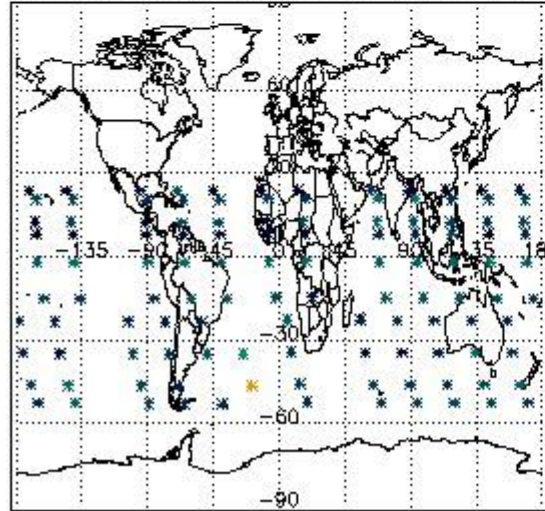
Percentage of flagged data per O3 profile



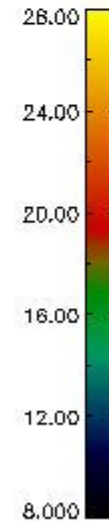
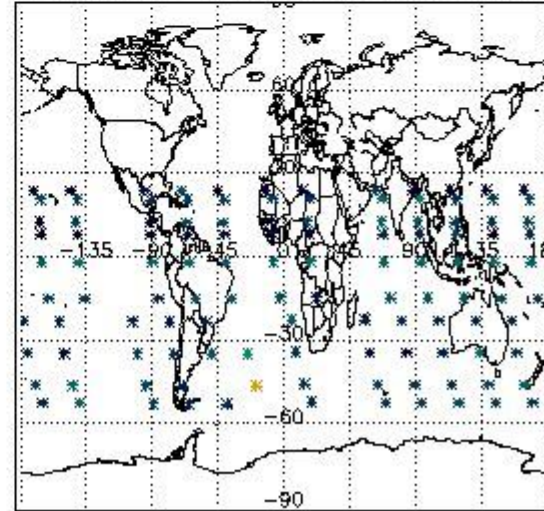
Percentage of flagged data per H2O profile



Percentage of flagged data per NO2 profile



Percentage of flagged data per NO3 profile

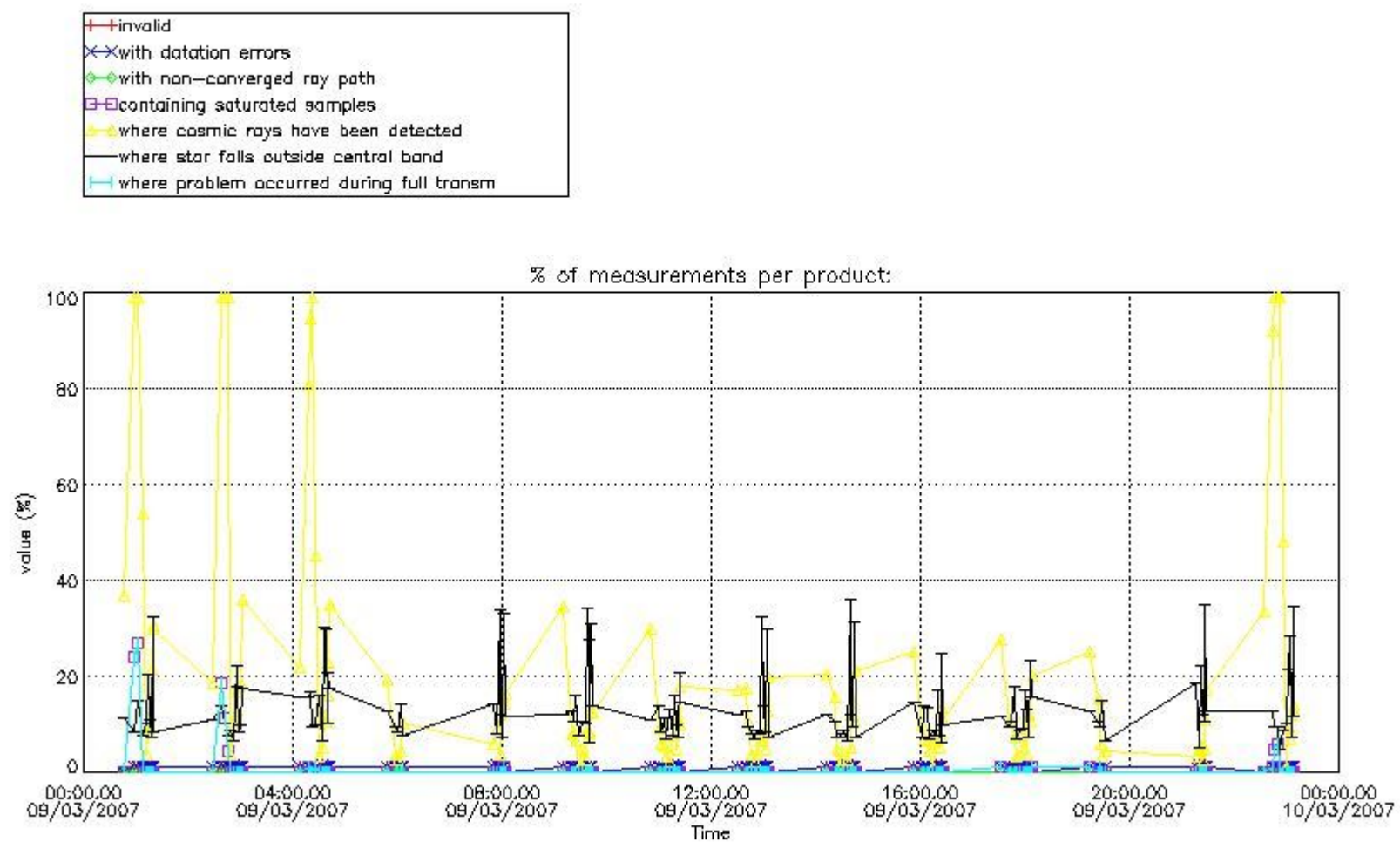


#### 4. Level 1 quality information per product

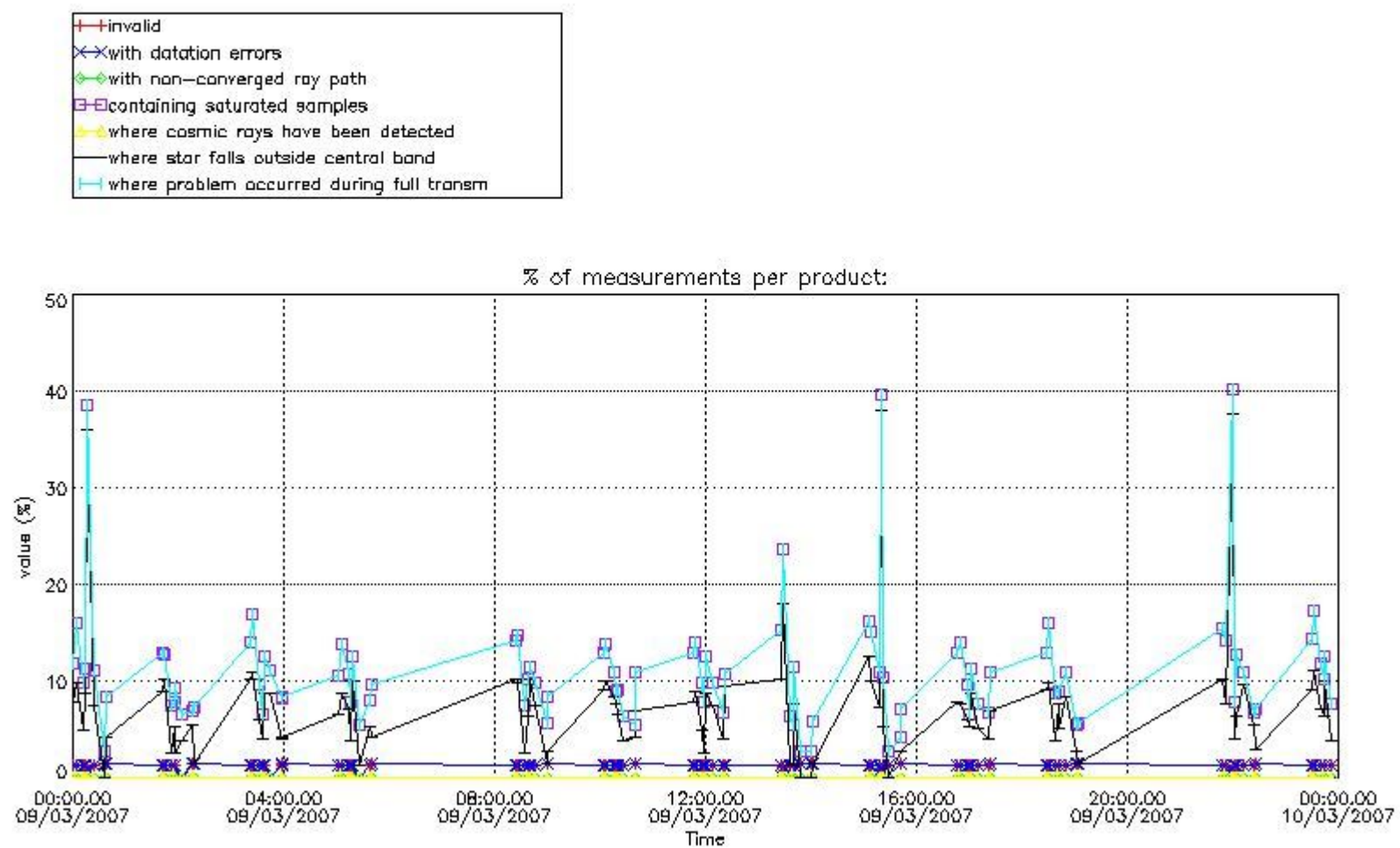
In this section it is plotted some information contained in the Quality Summary data set of the level 2 products that comes from the level 1b processing. Products without errors (error flag in the MPH set to "0") are used.

##### 4.1 Plot quality information per product (time dependant) coming from level 1b processing

###### 4.1.1 Plot level 1 quality information per product (time dependant): ENVISAT ASCENDING passes

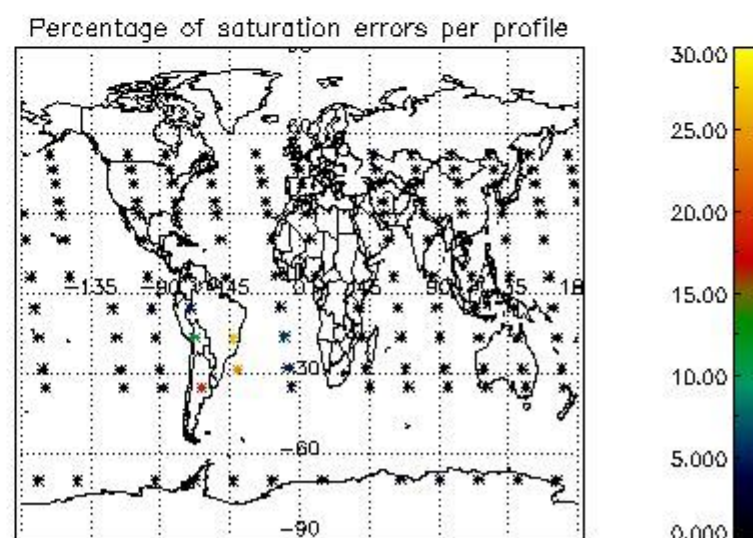
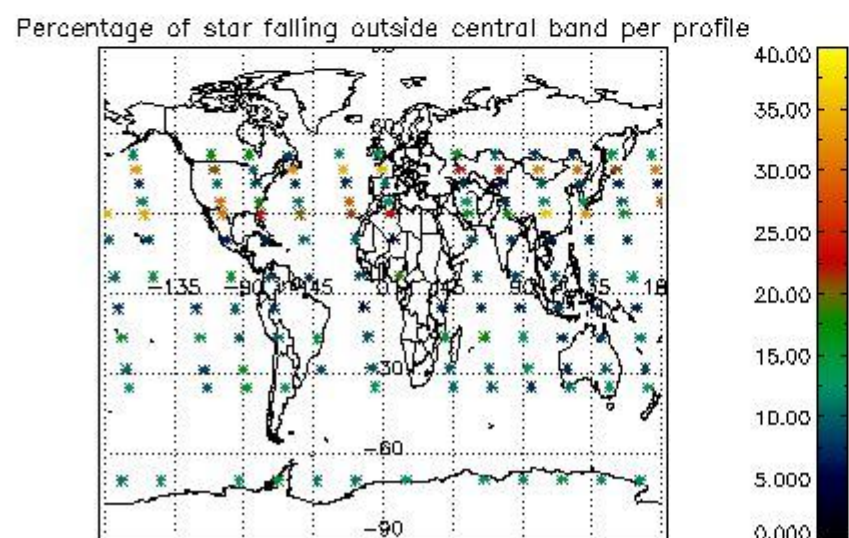
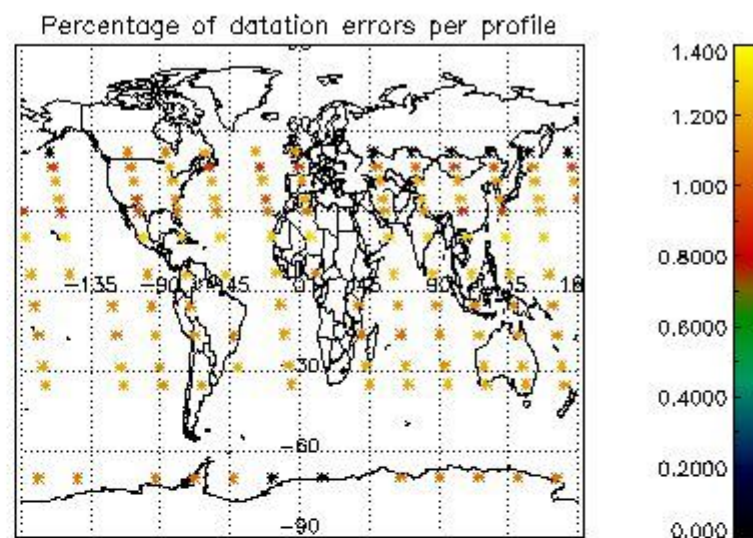
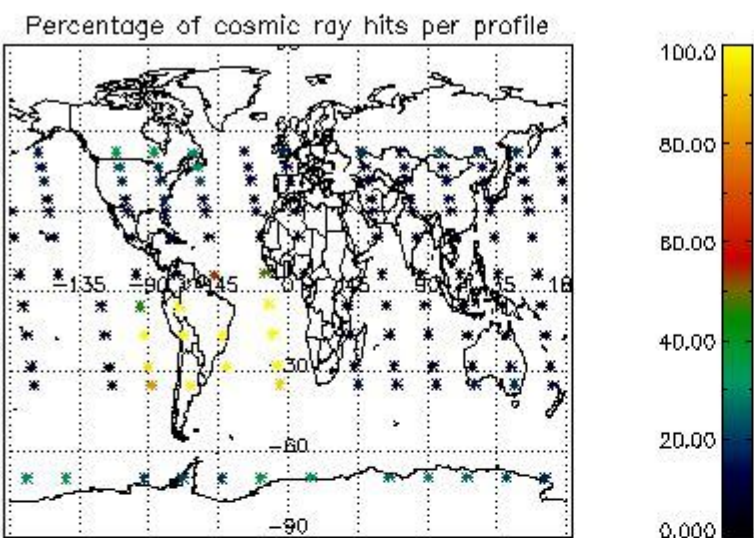


4.1.2 Plot level 1 quality information per product (time dependant): ENVI SAT DESCENDING passes

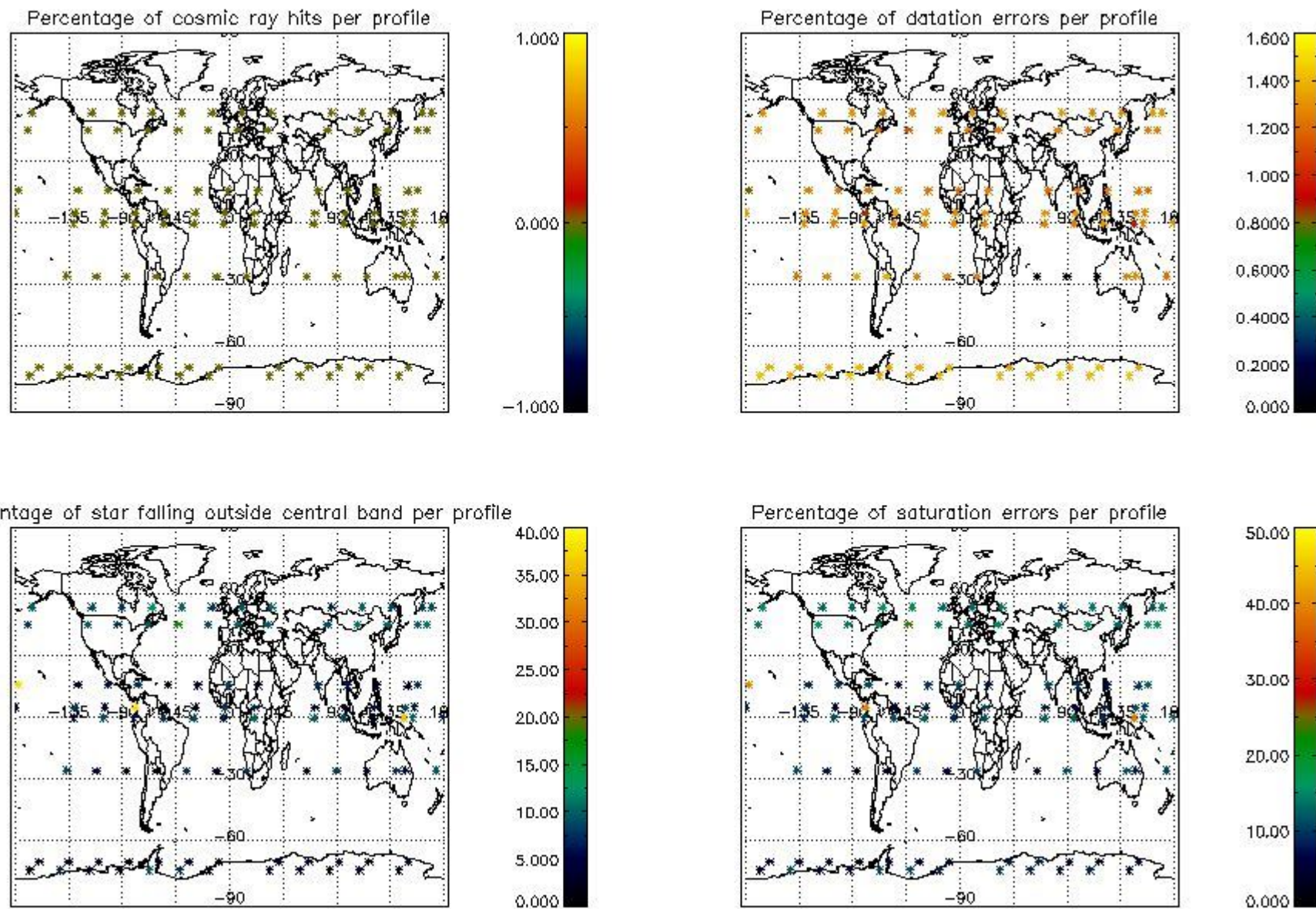


#### 4.2 Plot quality information per product coming from level 1b processing (world map)

##### 4.2.1 Plot level 1 quality information per product (world map): ENVISAT ASCENDING passes



4.2.2 Plot level 1 quality information per product (world map): ENVISAT DESCENDING passes



## 5. Trace gas profiles

### 5.1 Ozone statistics based on quality of products

The final quality of the products can be "measured" using the STD (Standard Deviation) attached to every point profile. This information is written to the parameter GOM\_NL\_\_2P/NL\_LOCAL\_SPECIES\_DENSITY/o3\_std of the level 2 products. The table below shows the statistics for given STD ranges.

The statistics are given with respect to the overall valid production:

- Products without fatal errors: GOM\_NL\_\_2P/MPH/PRODUCT\_ERR=0
- Valid point profile: GOM\_NL\_\_2P/NL\_LOCAL\_SPECIES\_DENSITY/pcd(0)=0

The 'Criteria' is applied to valid points of dark limb products:

- Products in dark limb illumination condition: GOM\_NL\_\_2P/NL\_SUMMARY\_QUALITY/obs\_ill\_cond=0
- Products without fatal errors: GOM\_NL\_\_2P/MPH/PRODUCT\_ERR=0
- Valid point profile: GOM\_NL\_\_2P/NL\_LOCAL\_SPECIES\_DENSITY/pcd(0)=0

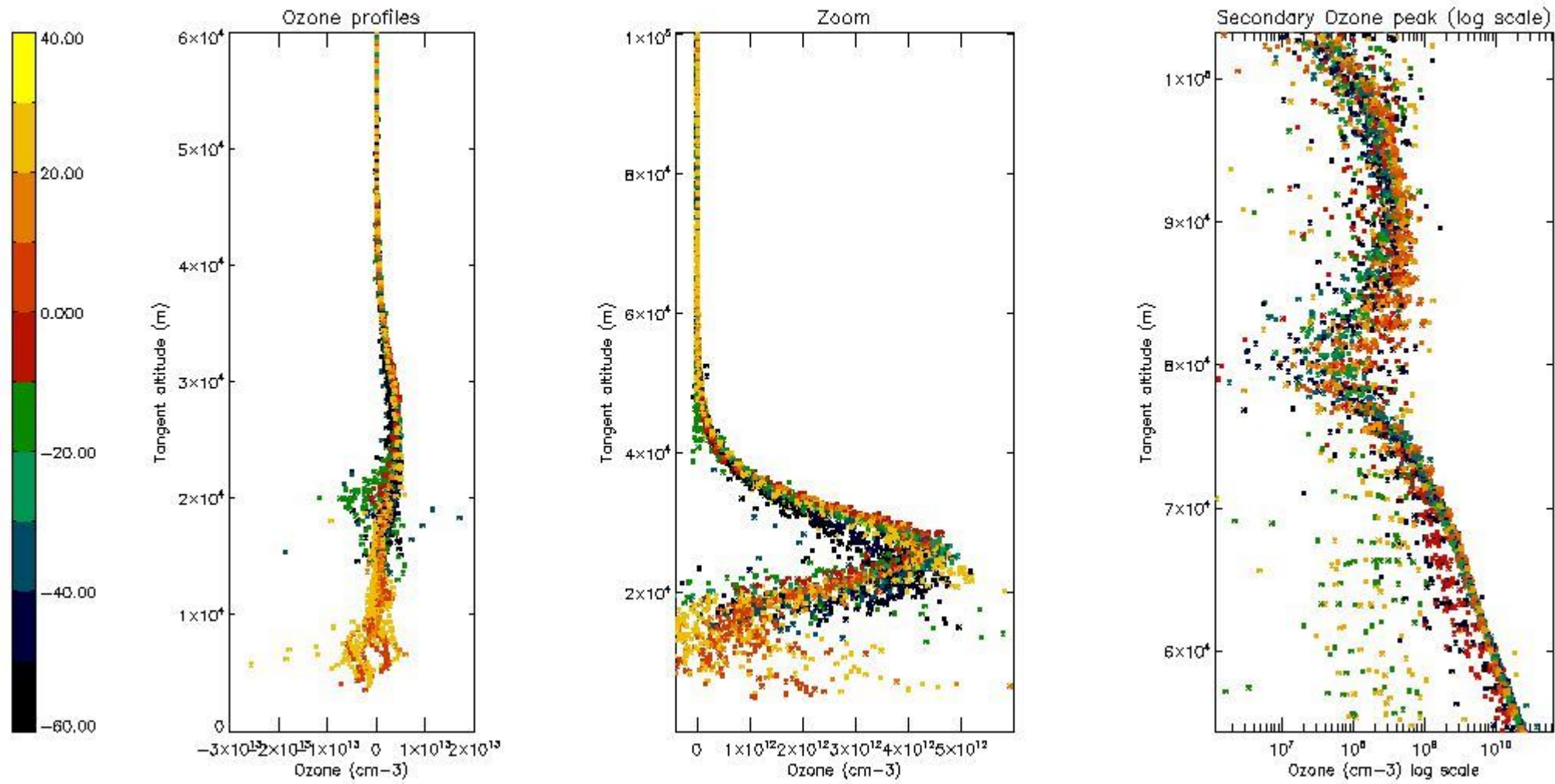
So, the table below shows the percentage of dark limb and valid observations for each criteria with respect to the overall valid daily observations.

Criteria	% of total production
All STD	51
STD < 20	28

STD < 10	21
STD < 5	15

5.2 Plot ozone profiles for all STD (dark without errors)

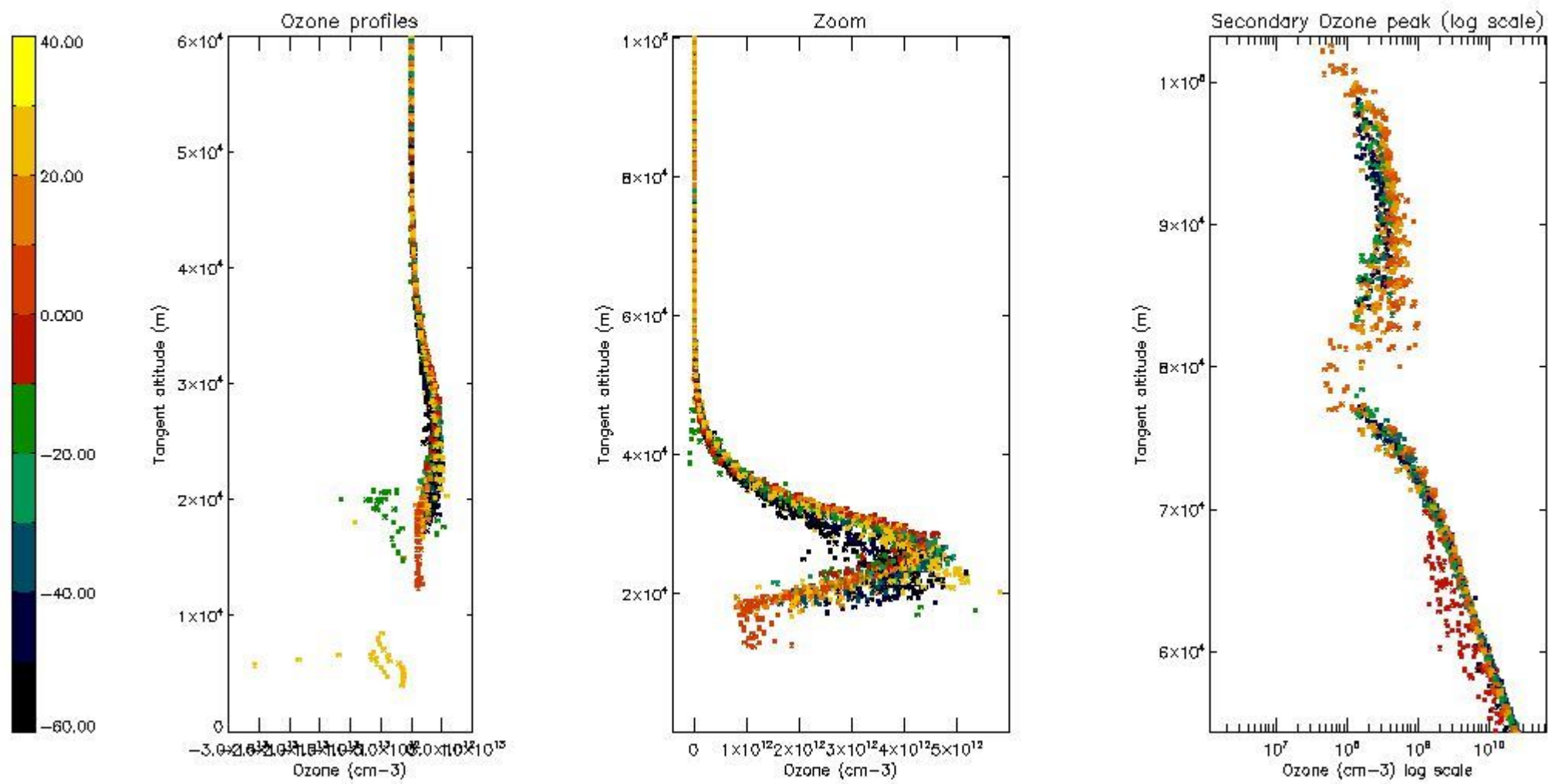
The colorbar represents the latitude.



5.3 Plot ozone profiles where STD < 20% (dark without errors)

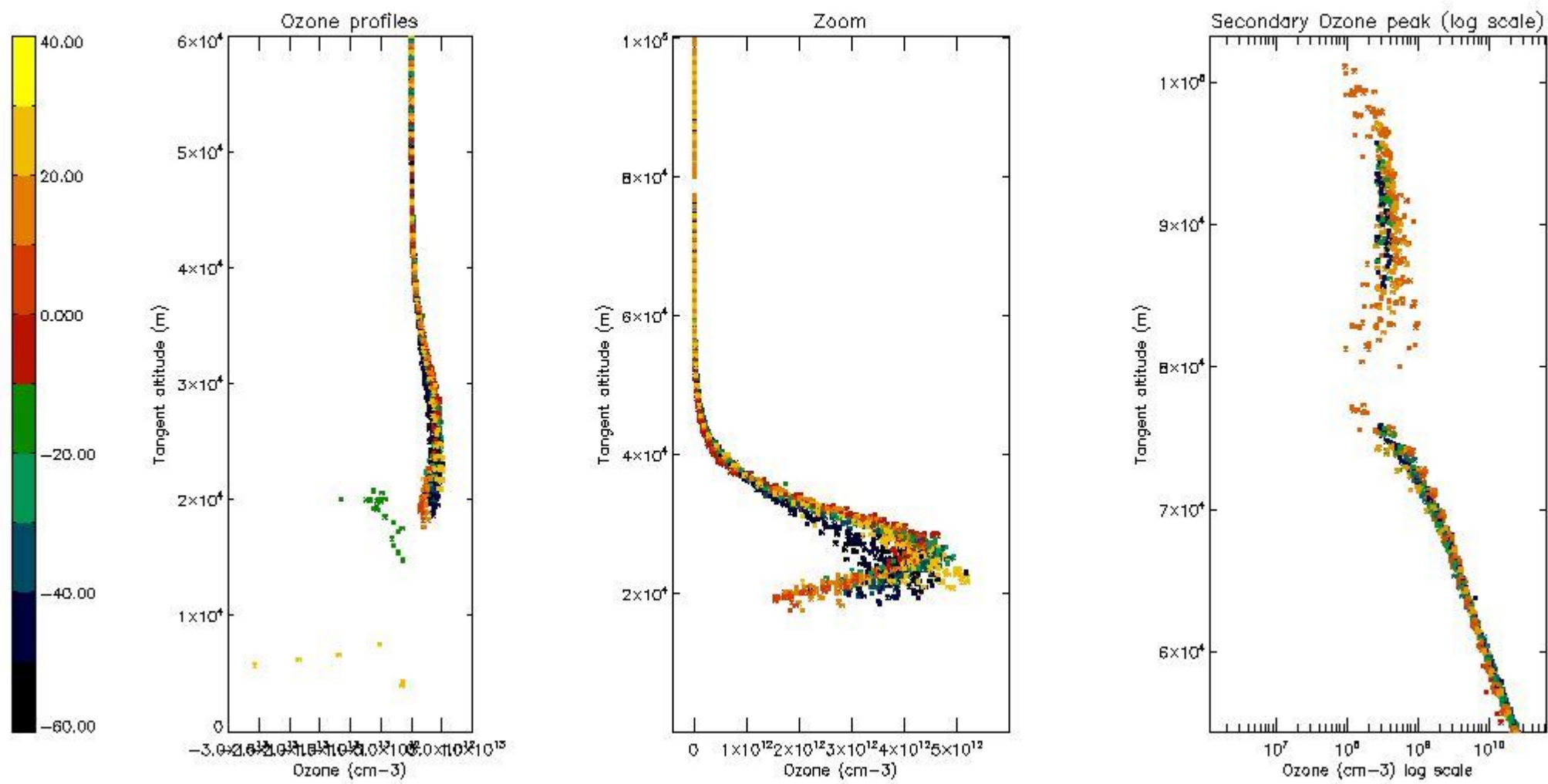
The colorbar represents the latitude.





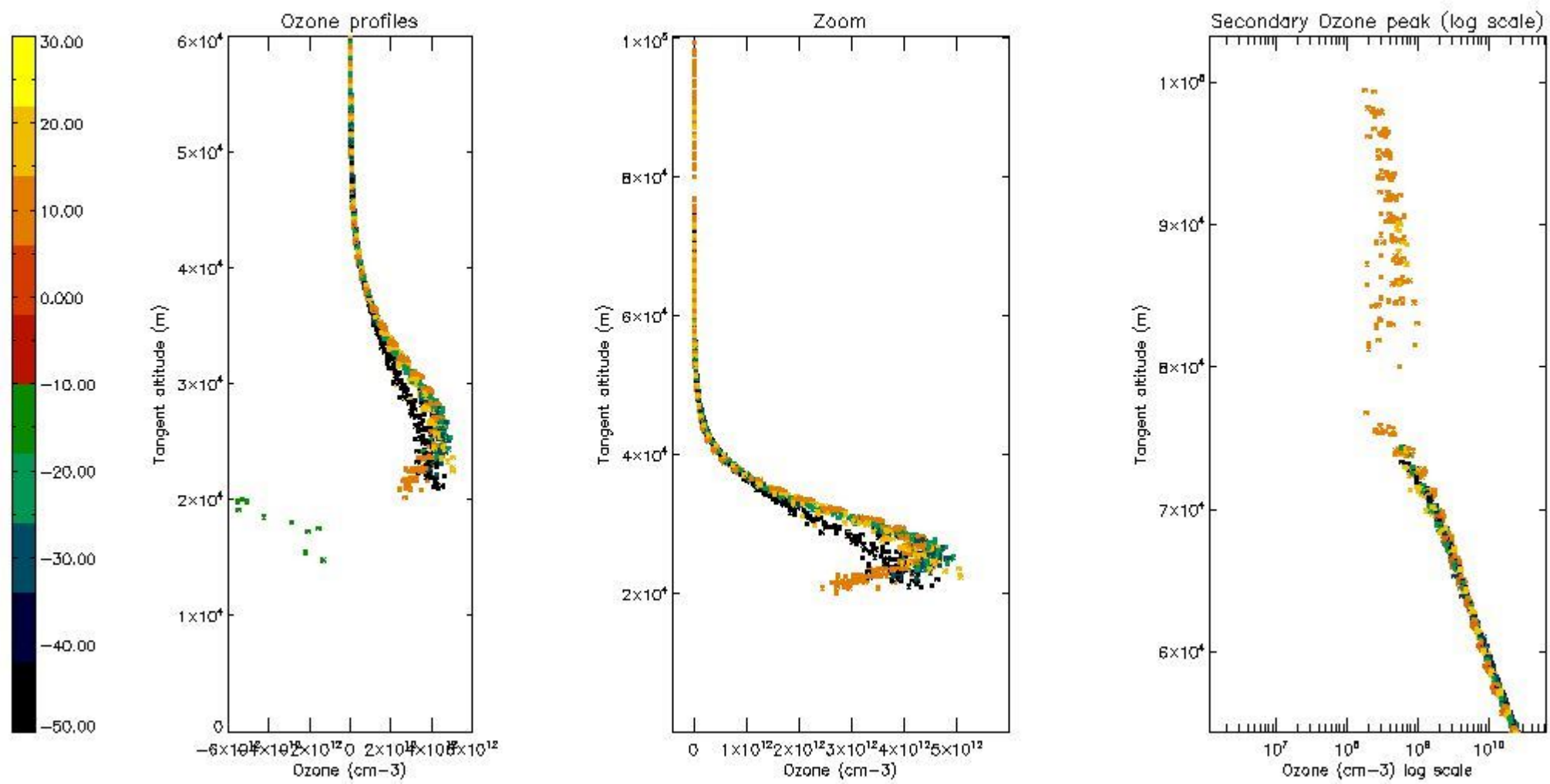
*5.4 Plot ozone profiles where STD < 10% (dark without errors)*

The colorbar represents the latitude.



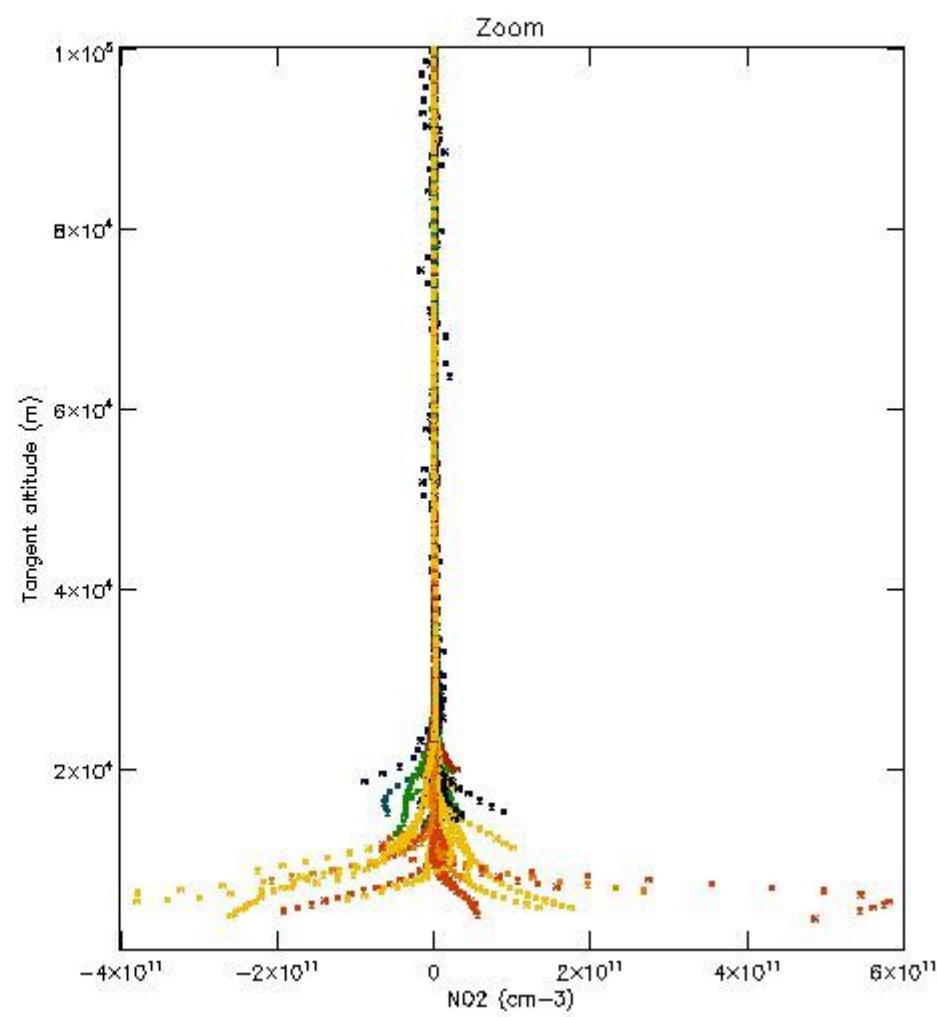
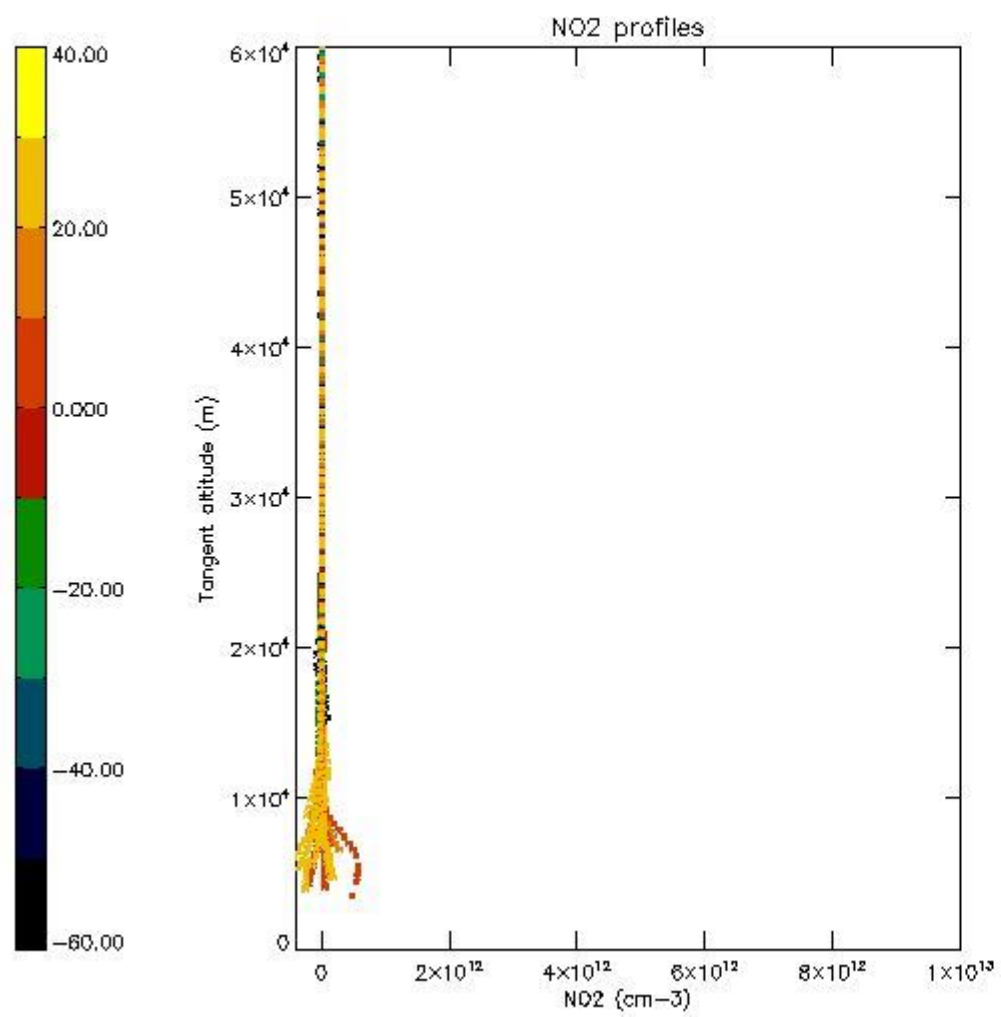
*5.5 Plot ozone profiles where STD < 5% (dark without errors)*

The colorbar represents the latitude.



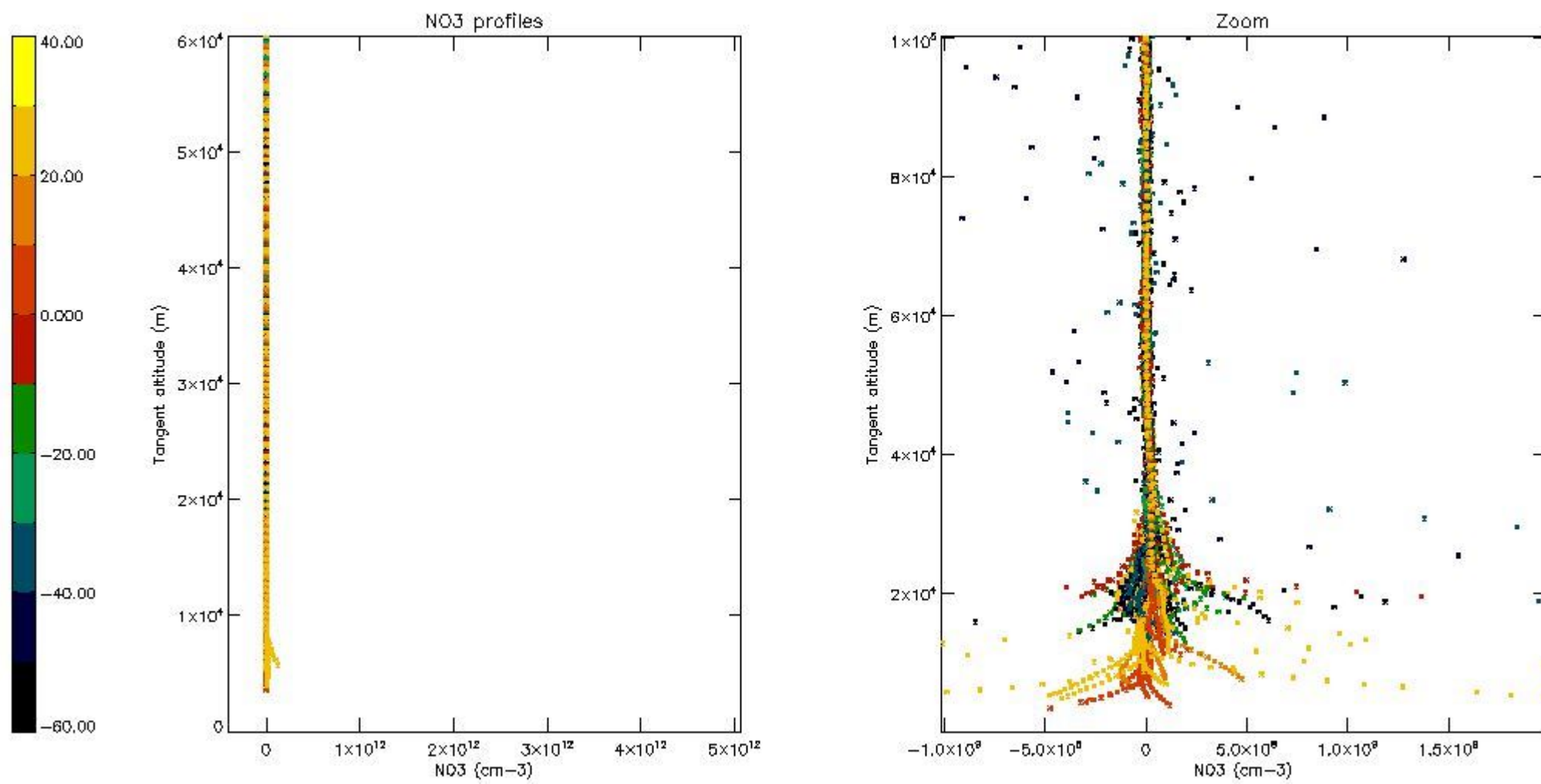
*5.6 Plot NO<sub>2</sub> profiles for all STD (dark without errors)*

The colorbar represents the latitude.



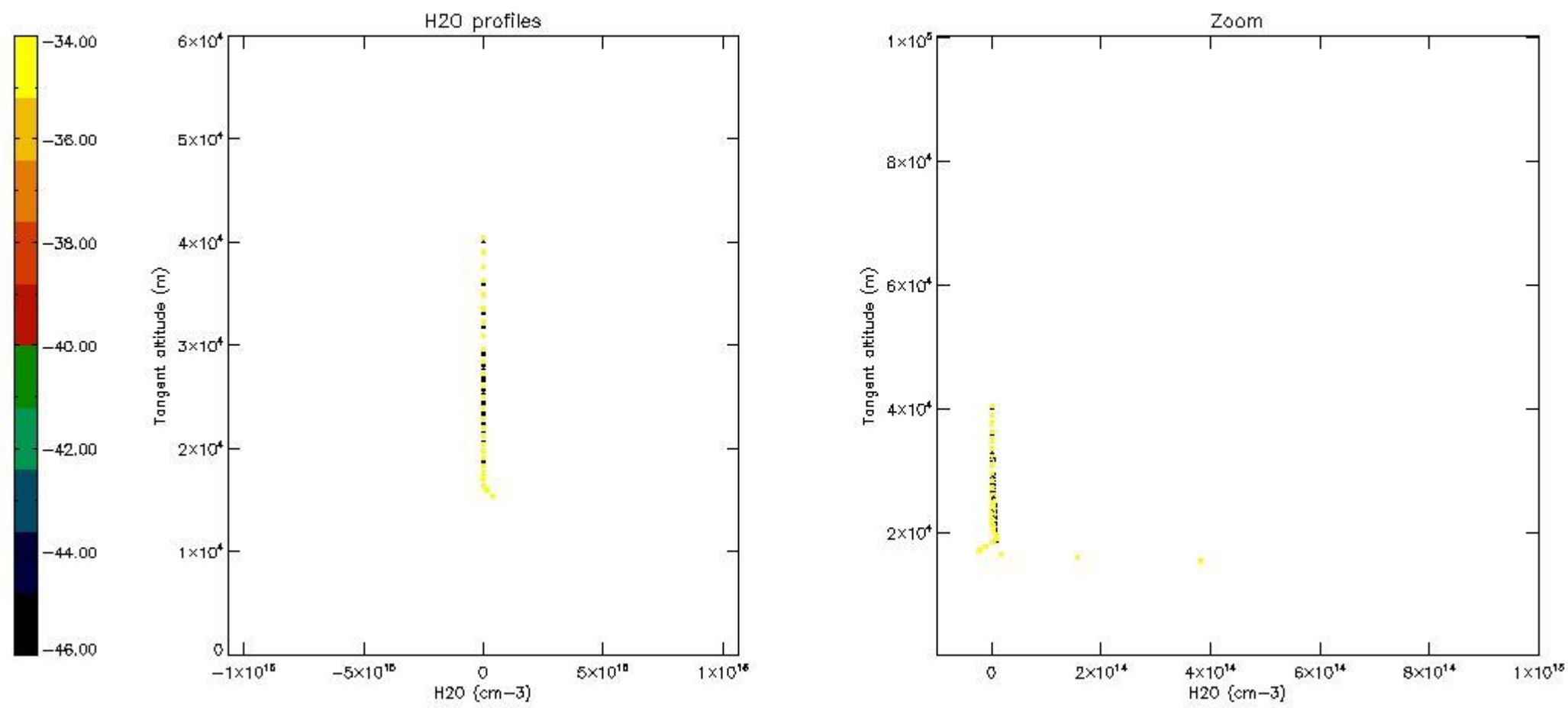
*5.7 Plot NO3 profiles for all STD (dark without errors)*

The colorbar represents the latitude.



*5.8 Plot H2O profiles for all STD (only for occultations of stars 1,2,3,4,13,14,16,26,63 dark without errors)*

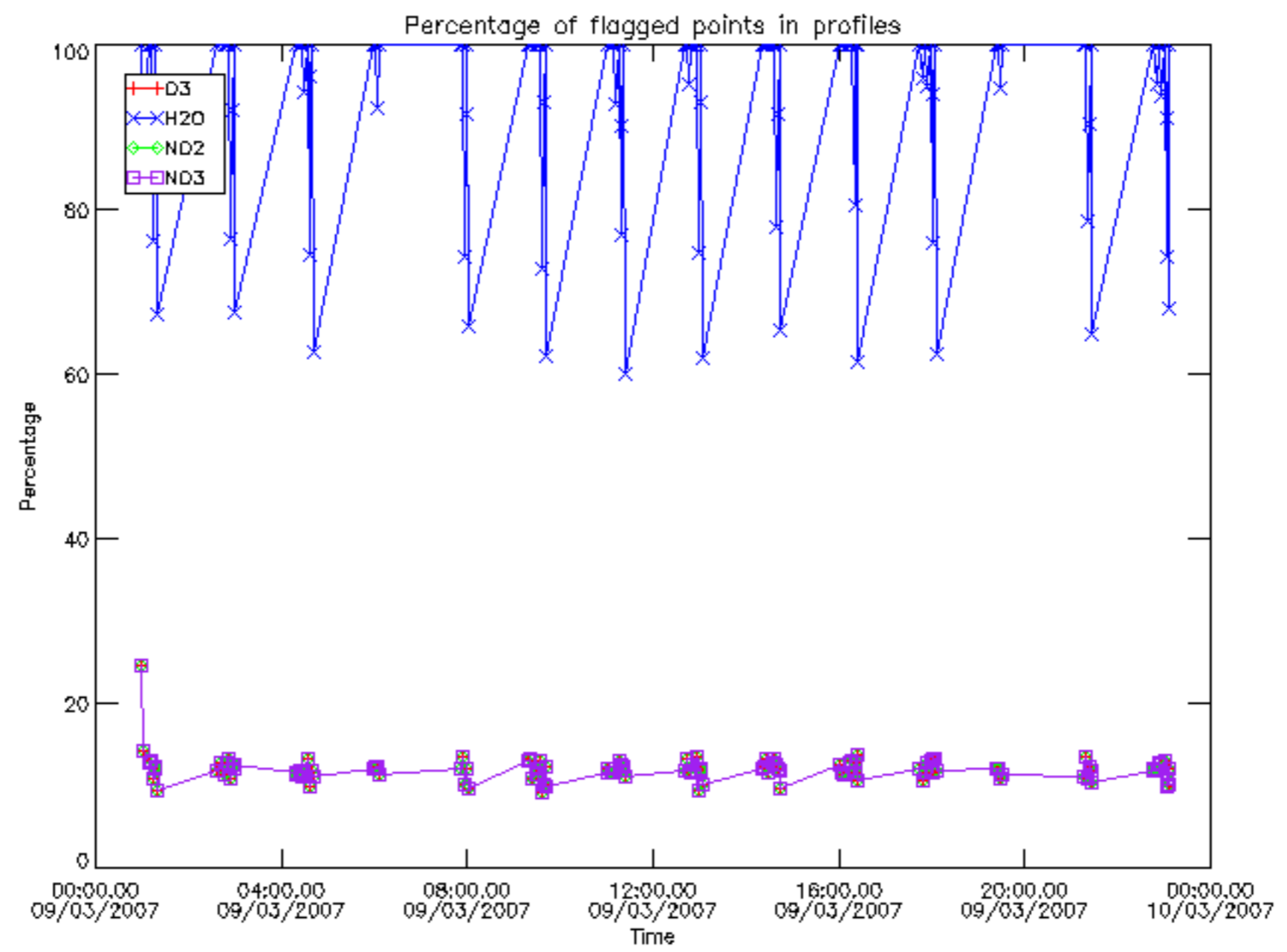
The colorbar represents the latitude.



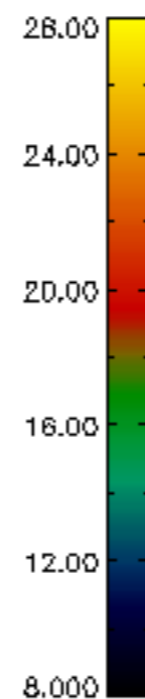
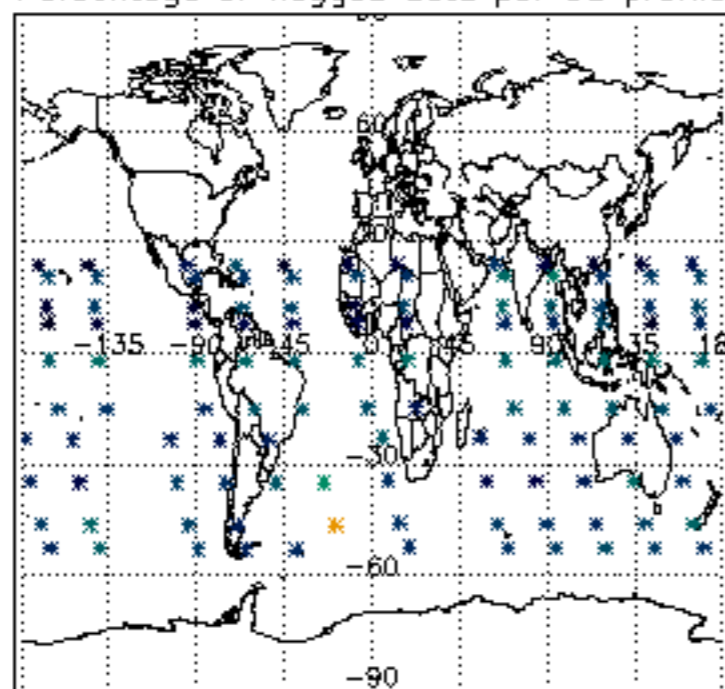
## 6. Auxiliary Data Files used for the production reported in section 2

The number reported in the third column indicates since which file (see list in section 2) the corresponding auxiliary file has been used. The fourth column is the date of those product files.

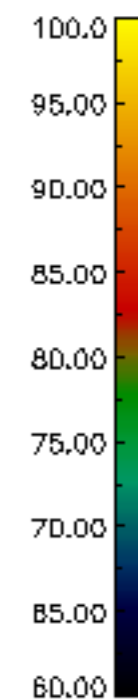
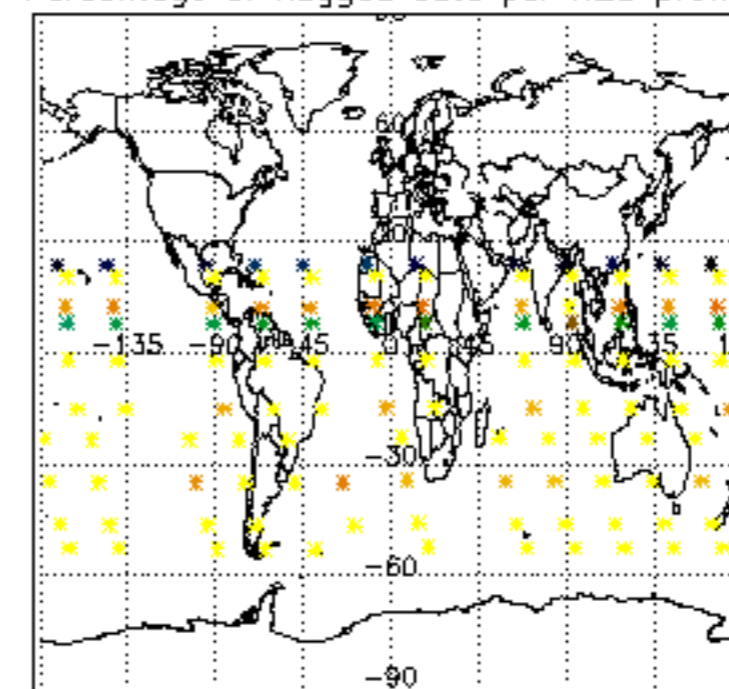
Type	Auxiliary Filename	Used since product	Used since product date
INST_PHYS_CHARACTERISTICS	GOM_INS_AXVIEC20091111_143220_20030716_120000_20500101_000000	1	09-MAR-2007 00:00:59
LEVEL-2_PROC_CONFIG	GOM_PR2_AXVIEC20091111_152718_20020301_000000_20500101_000000	1	09-MAR-2007 00:00:59
CROSS_SECTIONS_FILE	GOM_CRS_AXVIEC20091111_154832_20020301_000000_20500101_000000	1	09-MAR-2007 00:00:59



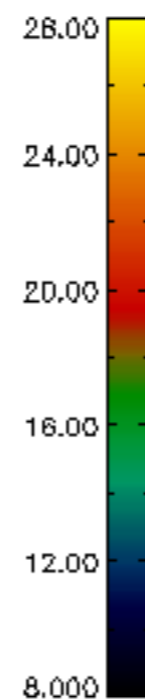
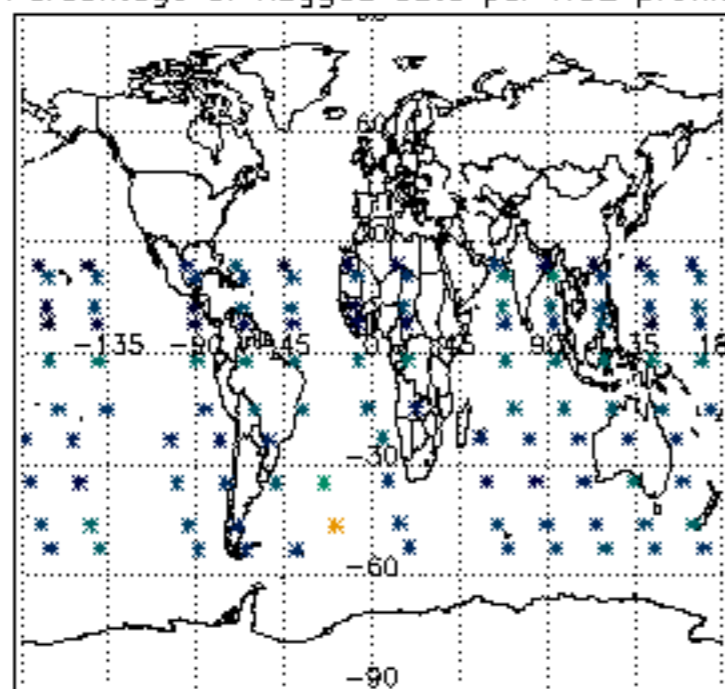
Percentage of flagged data per D3 profile



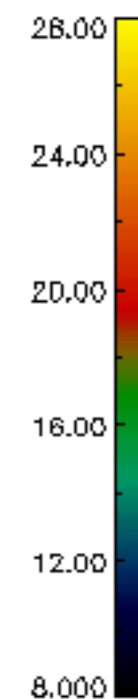
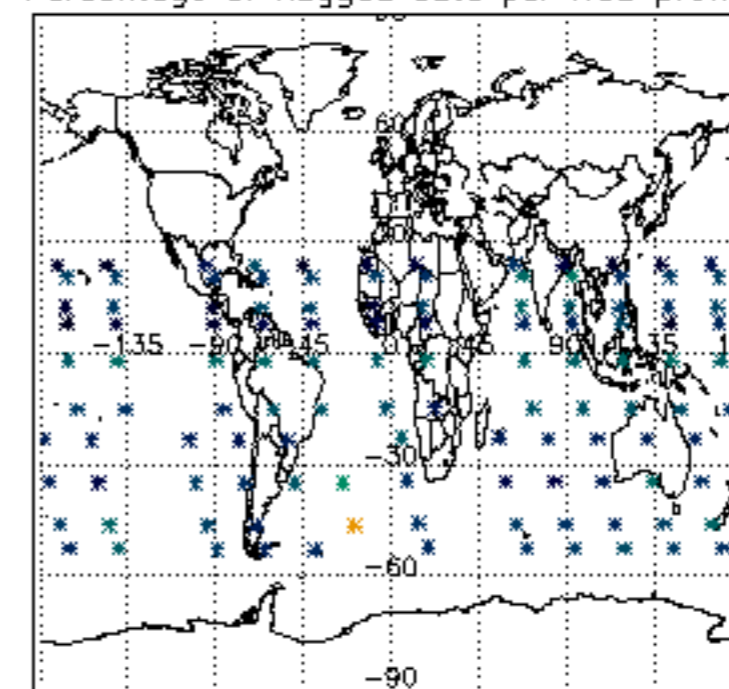
Percentage of flagged data per H2O profile



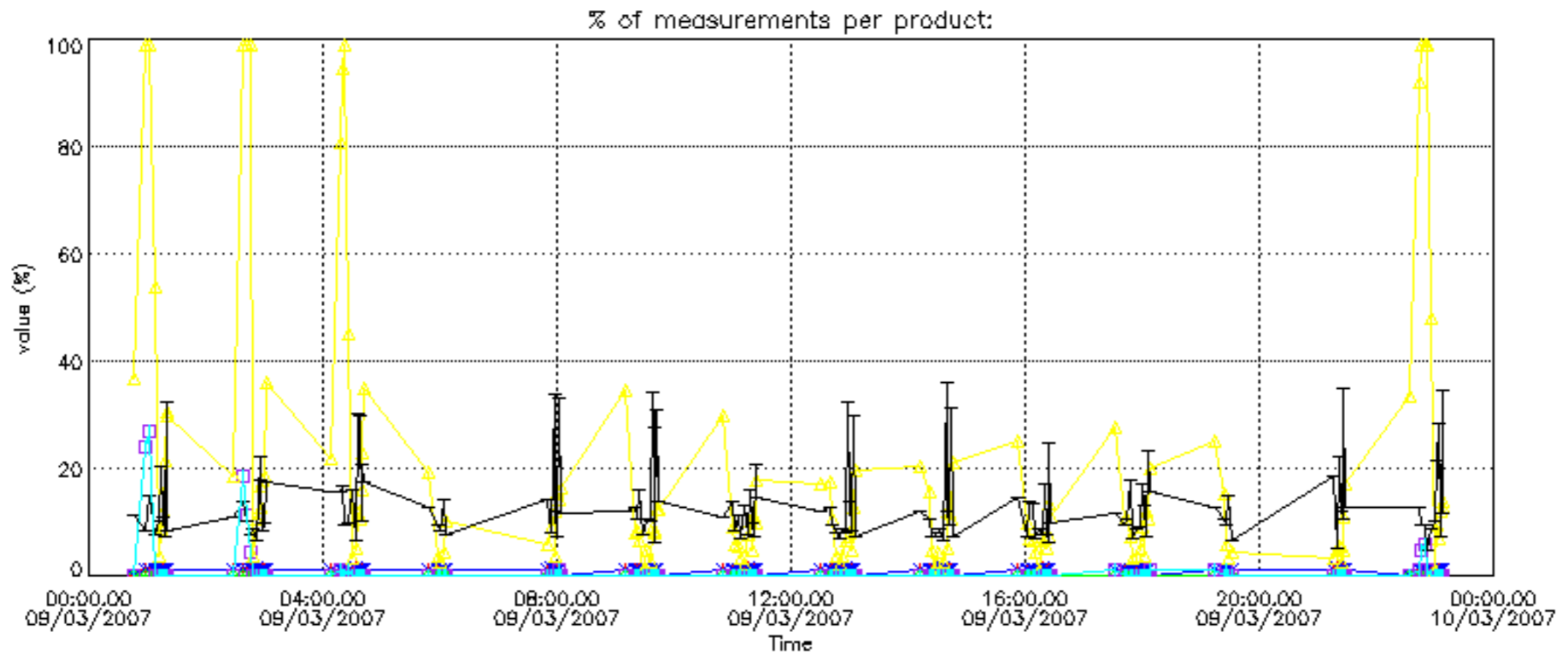
Percentage of flagged data per NO2 profile

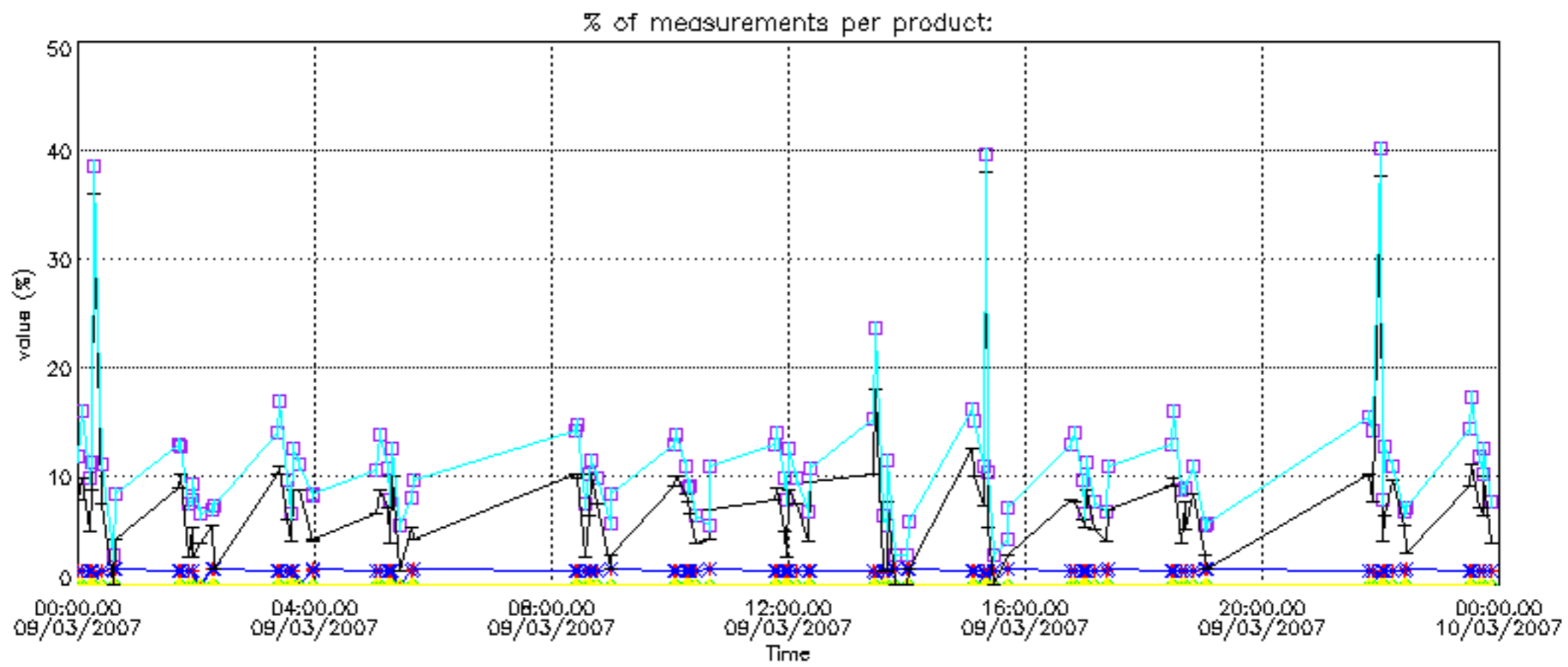


Percentage of flagged data per NO3 profile

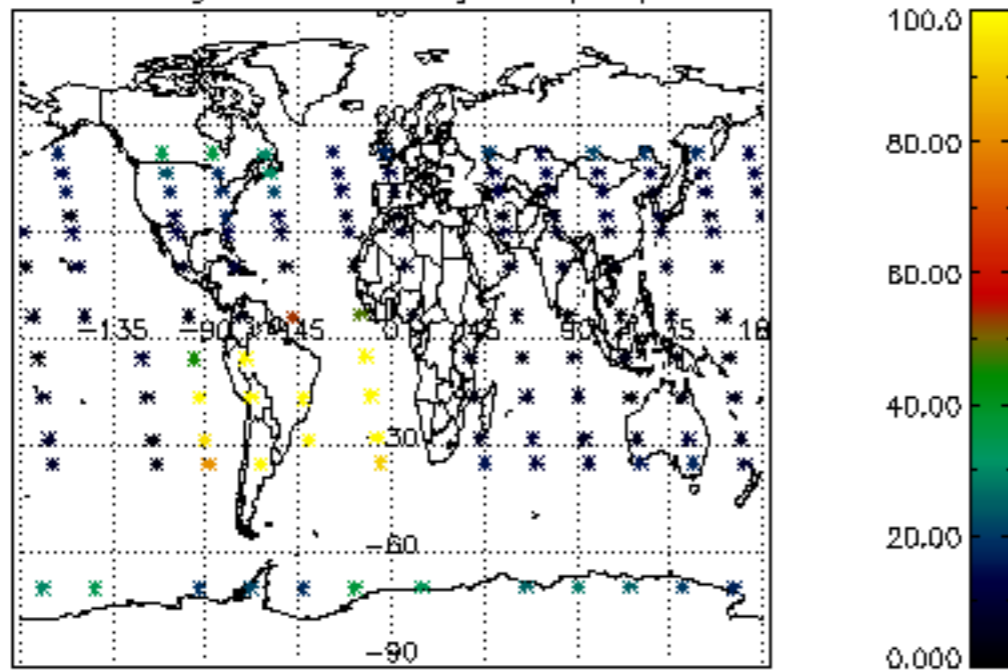




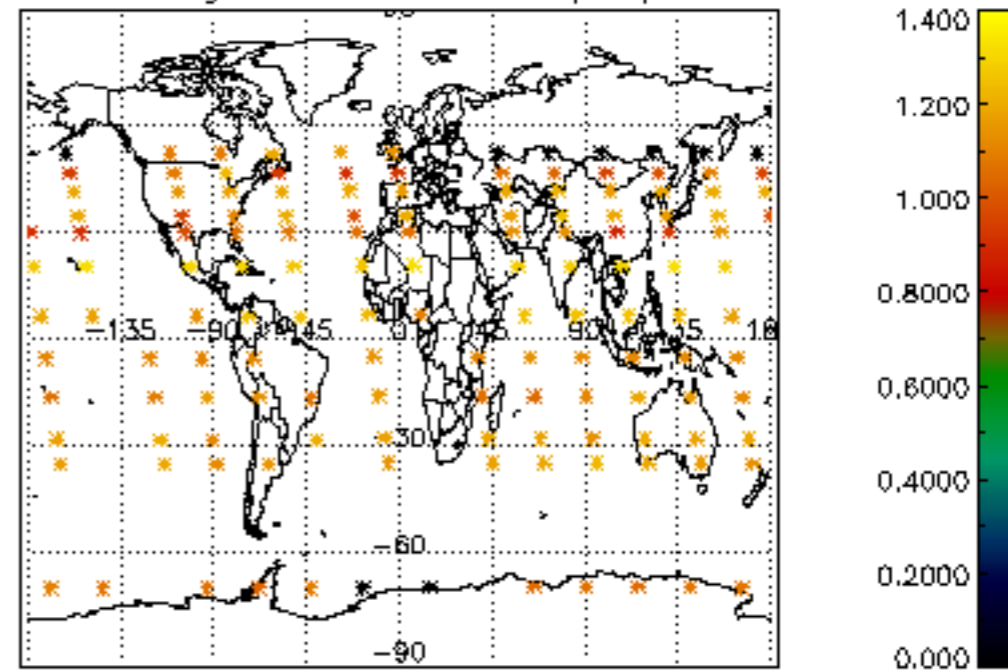




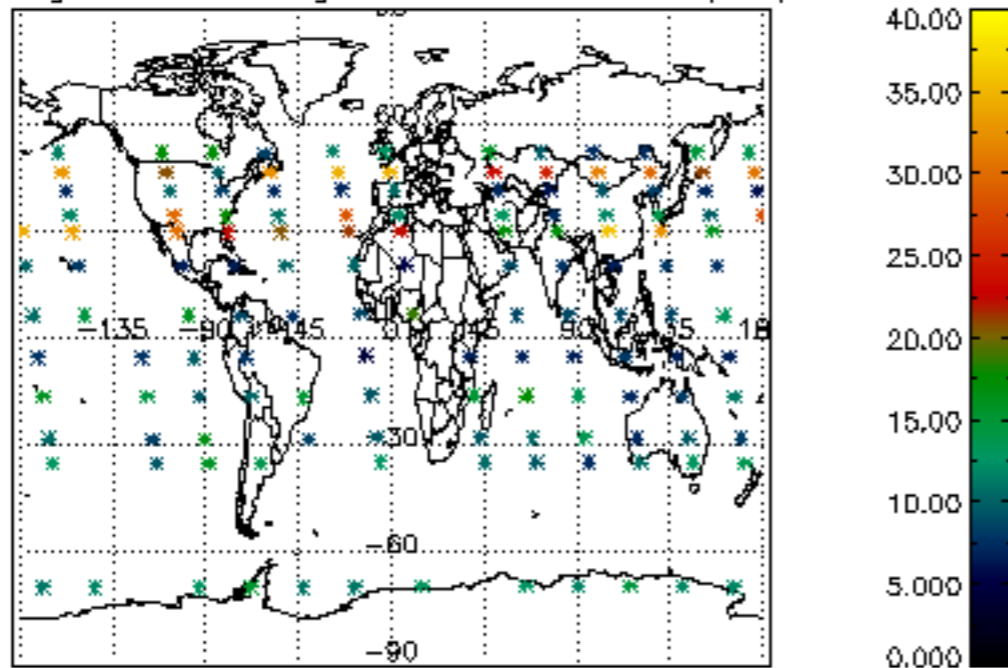
Percentage of cosmic ray hits per profile



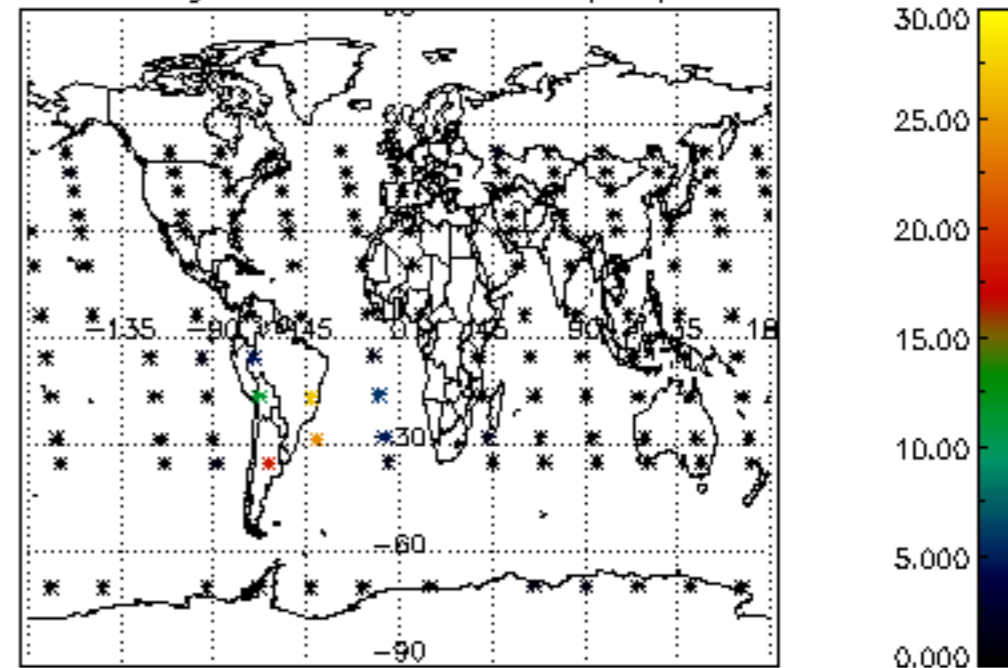
Percentage of datation errors per profile



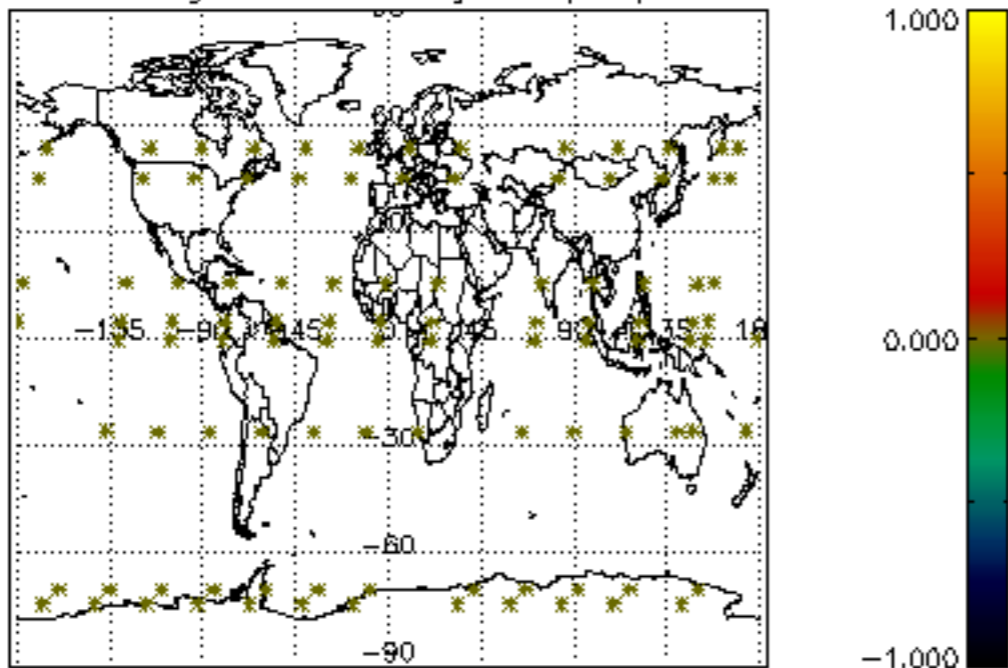
Percentage of star falling outside central band per profile



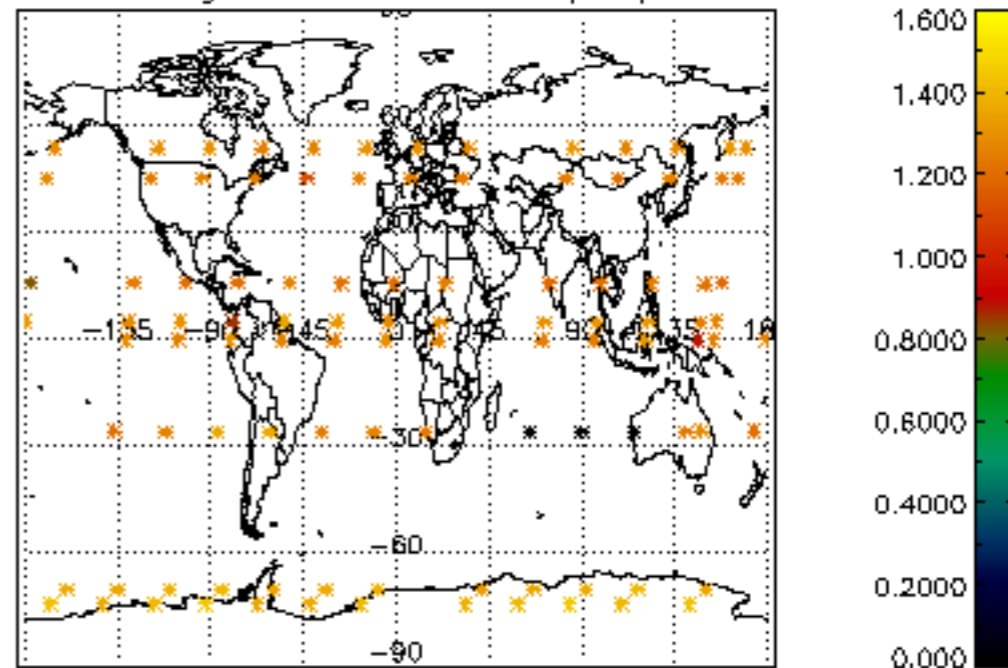
Percentage of saturation errors per profile



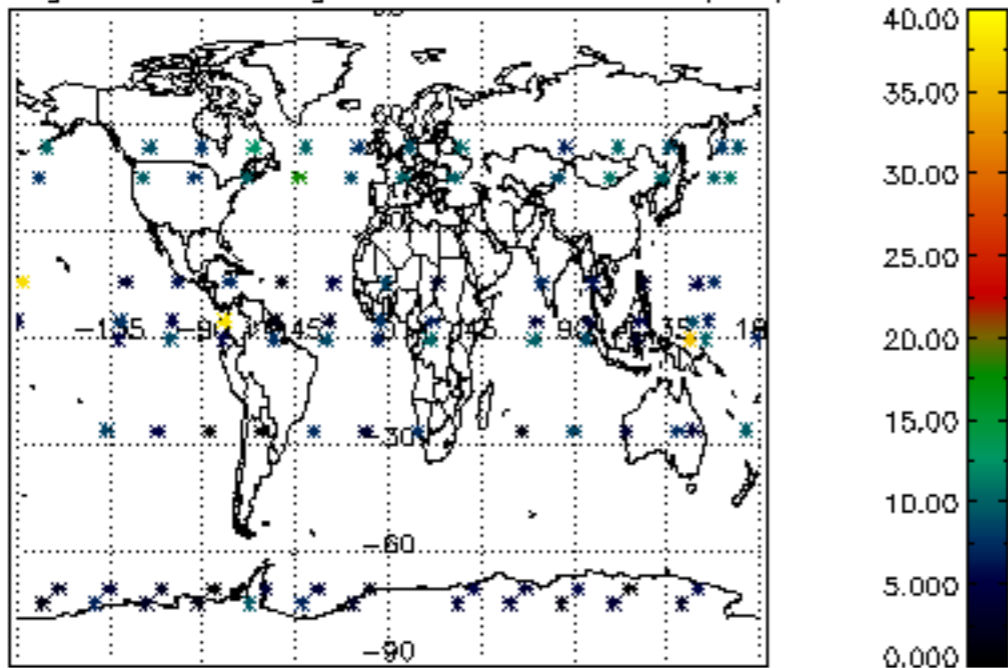
Percentage of cosmic ray hits per profile



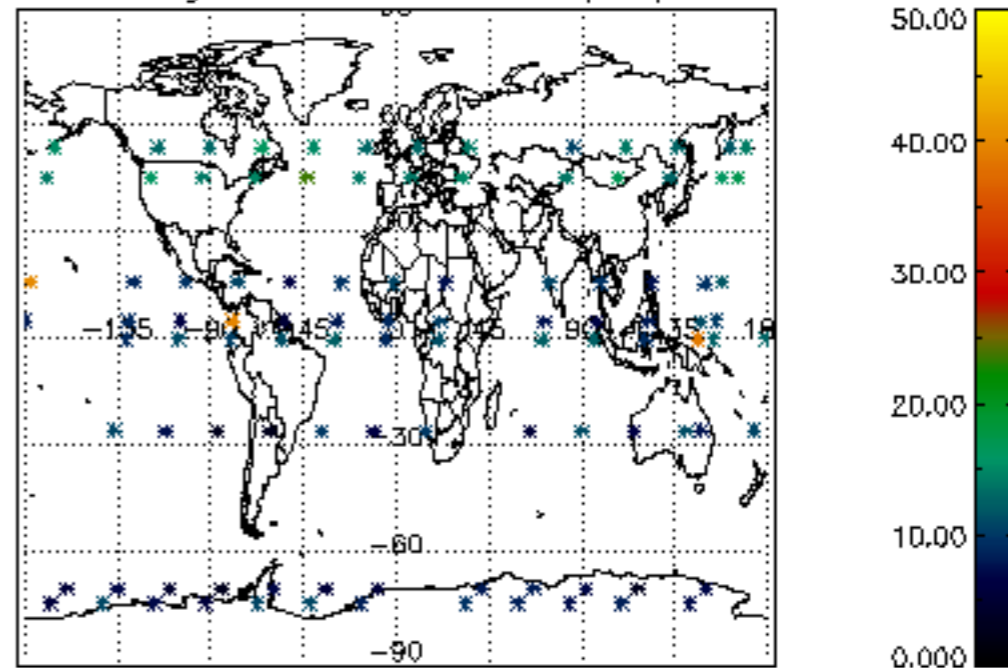
Percentage of datation errors per profile

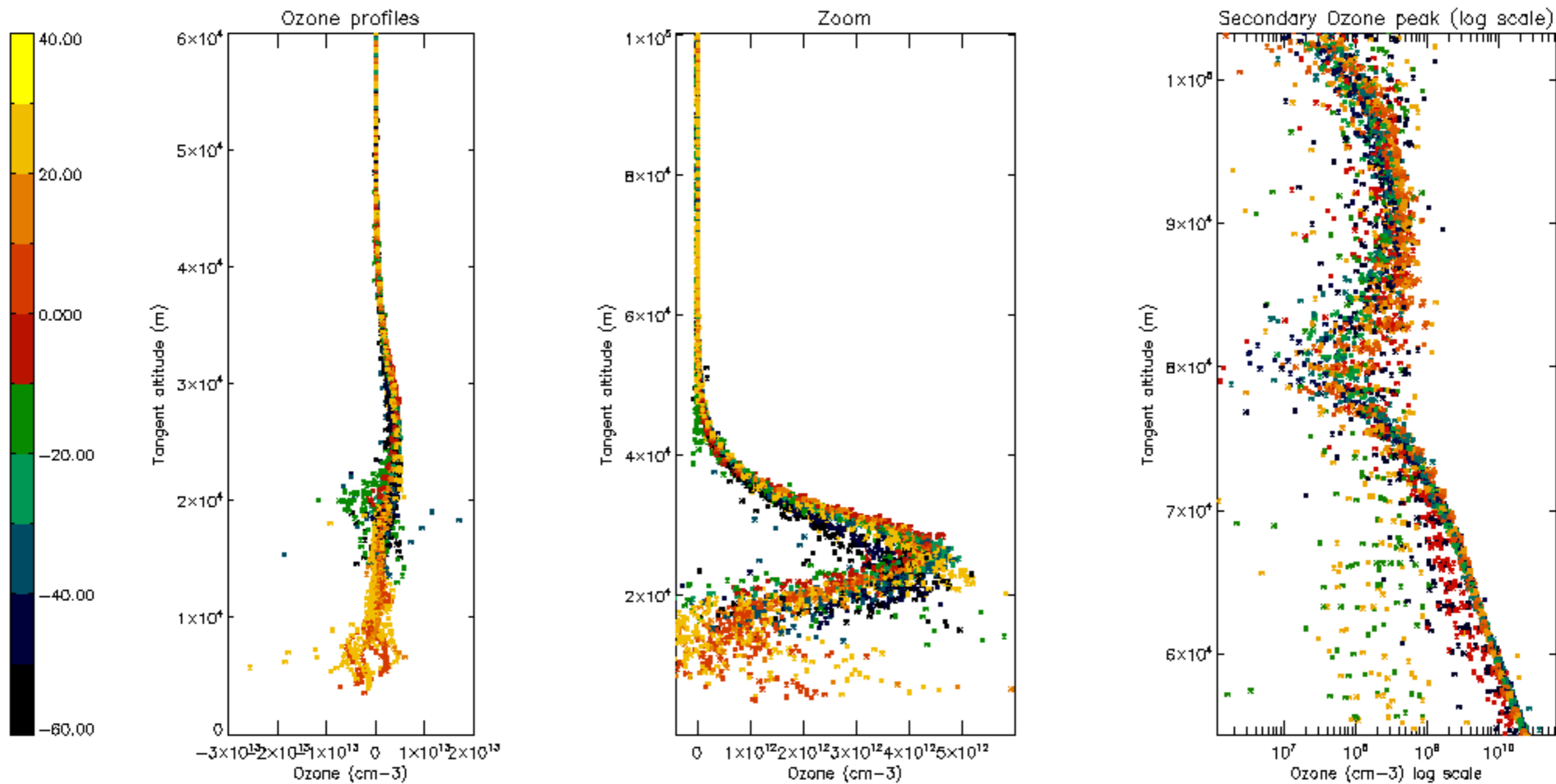


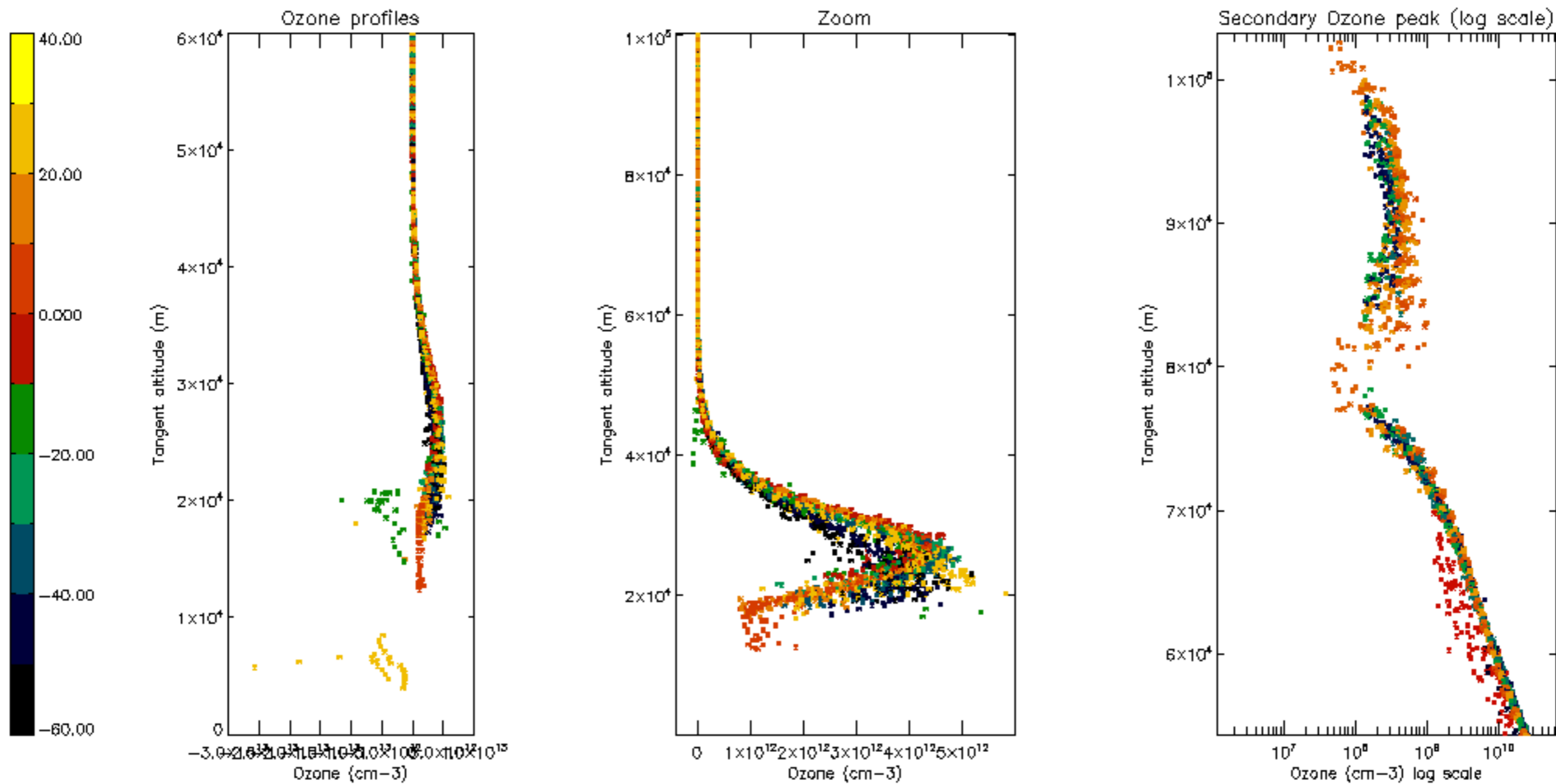
Percentage of star falling outside central band per profile

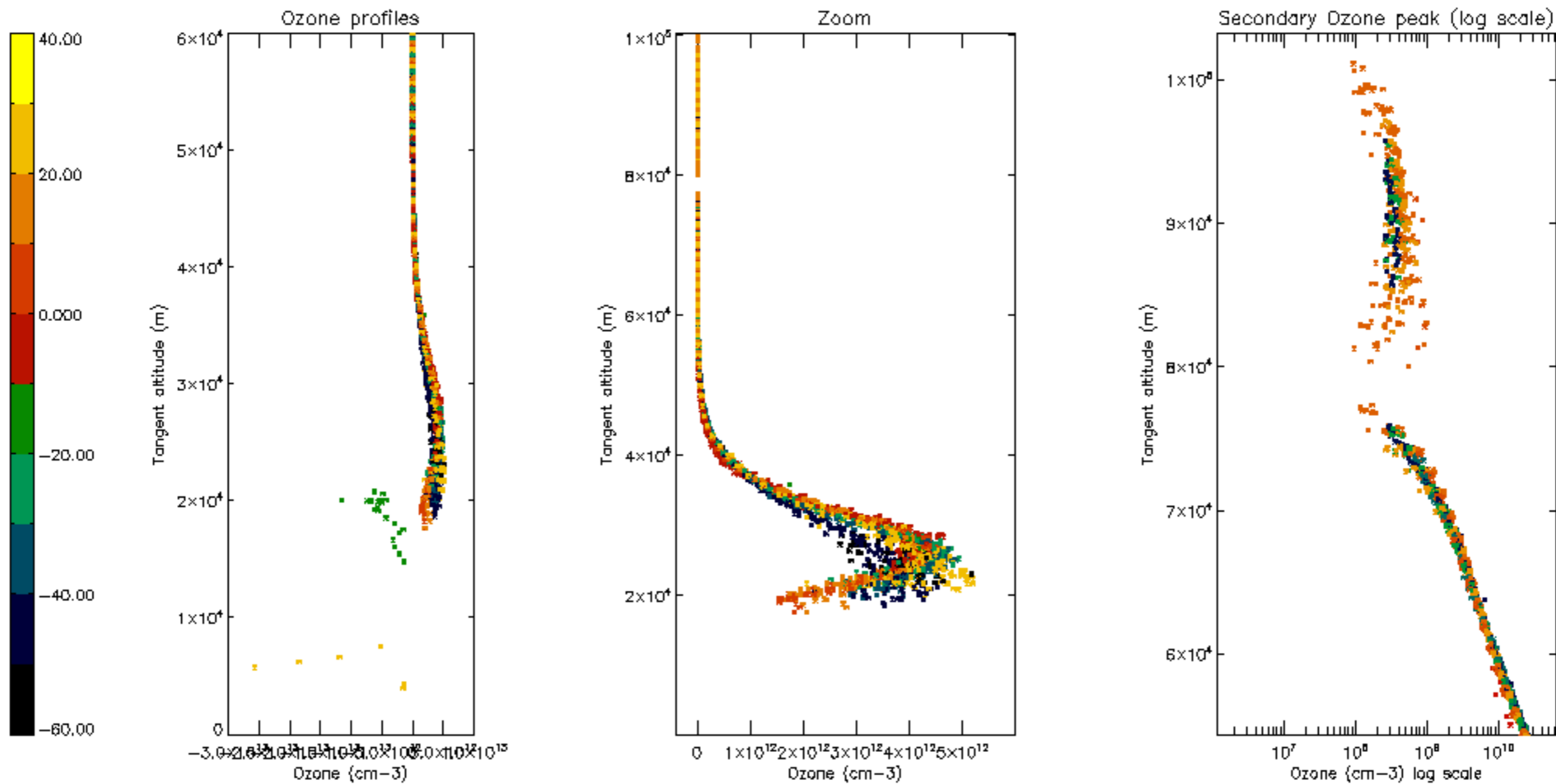


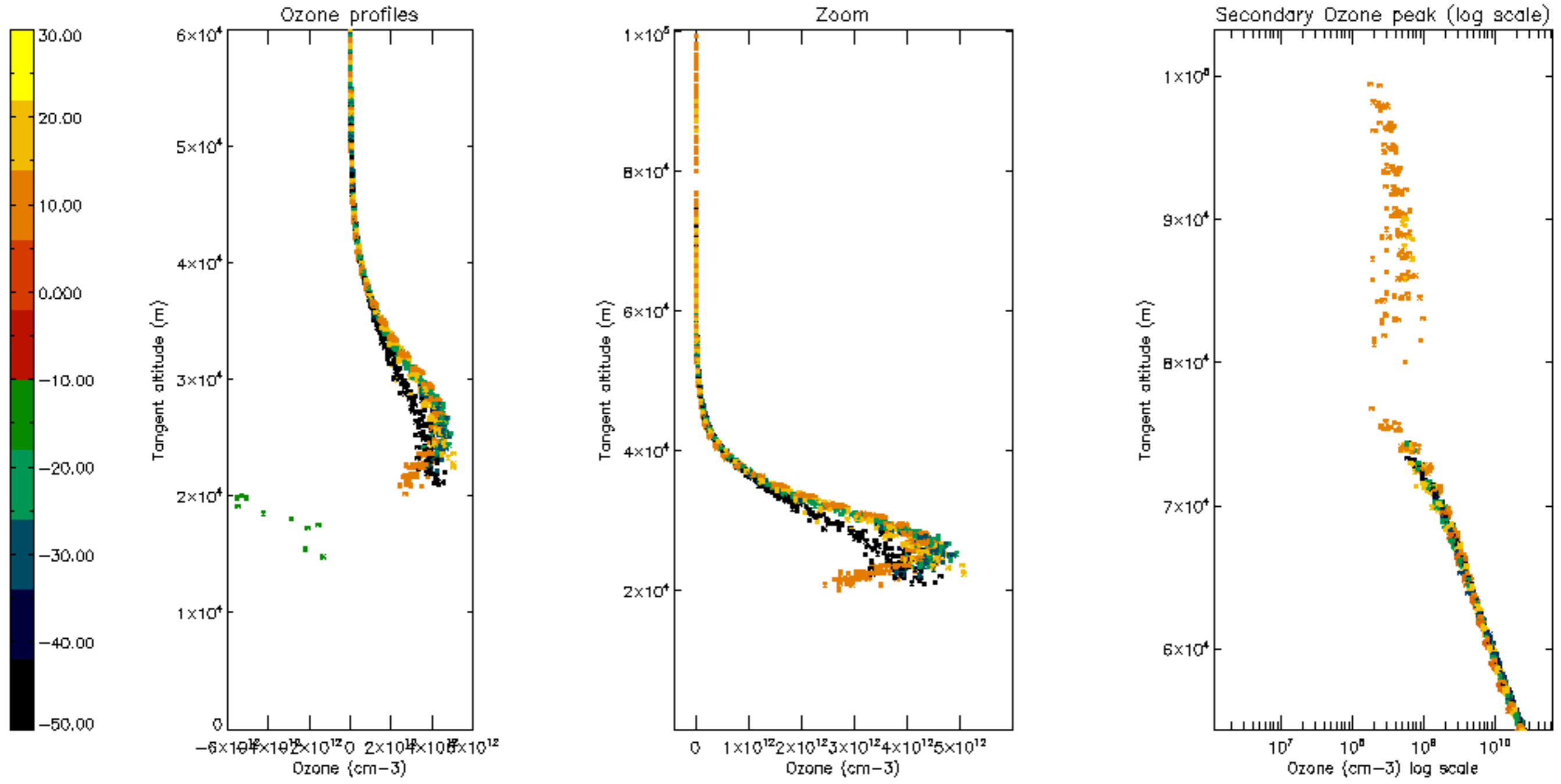
Percentage of saturation errors per profile



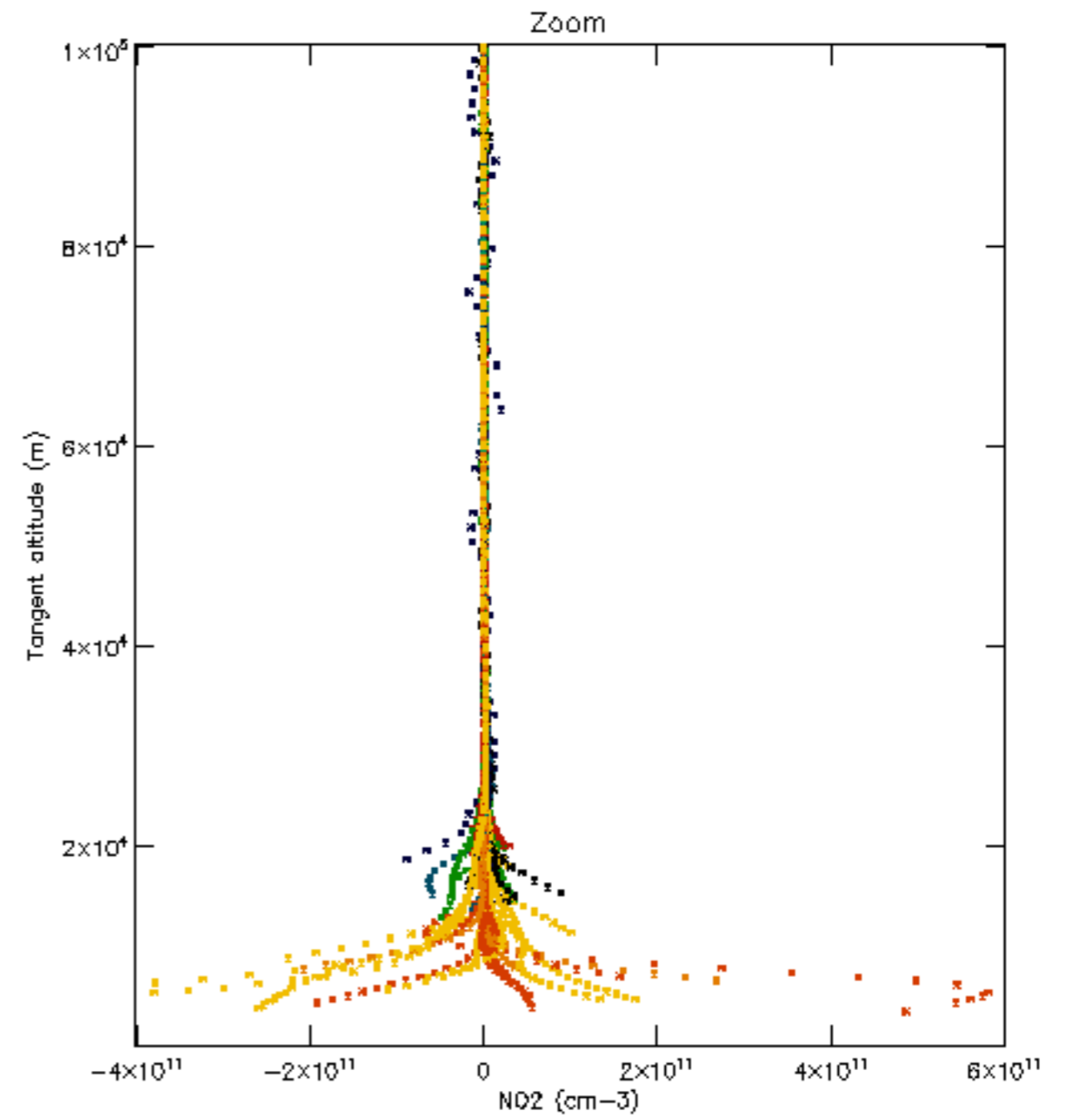
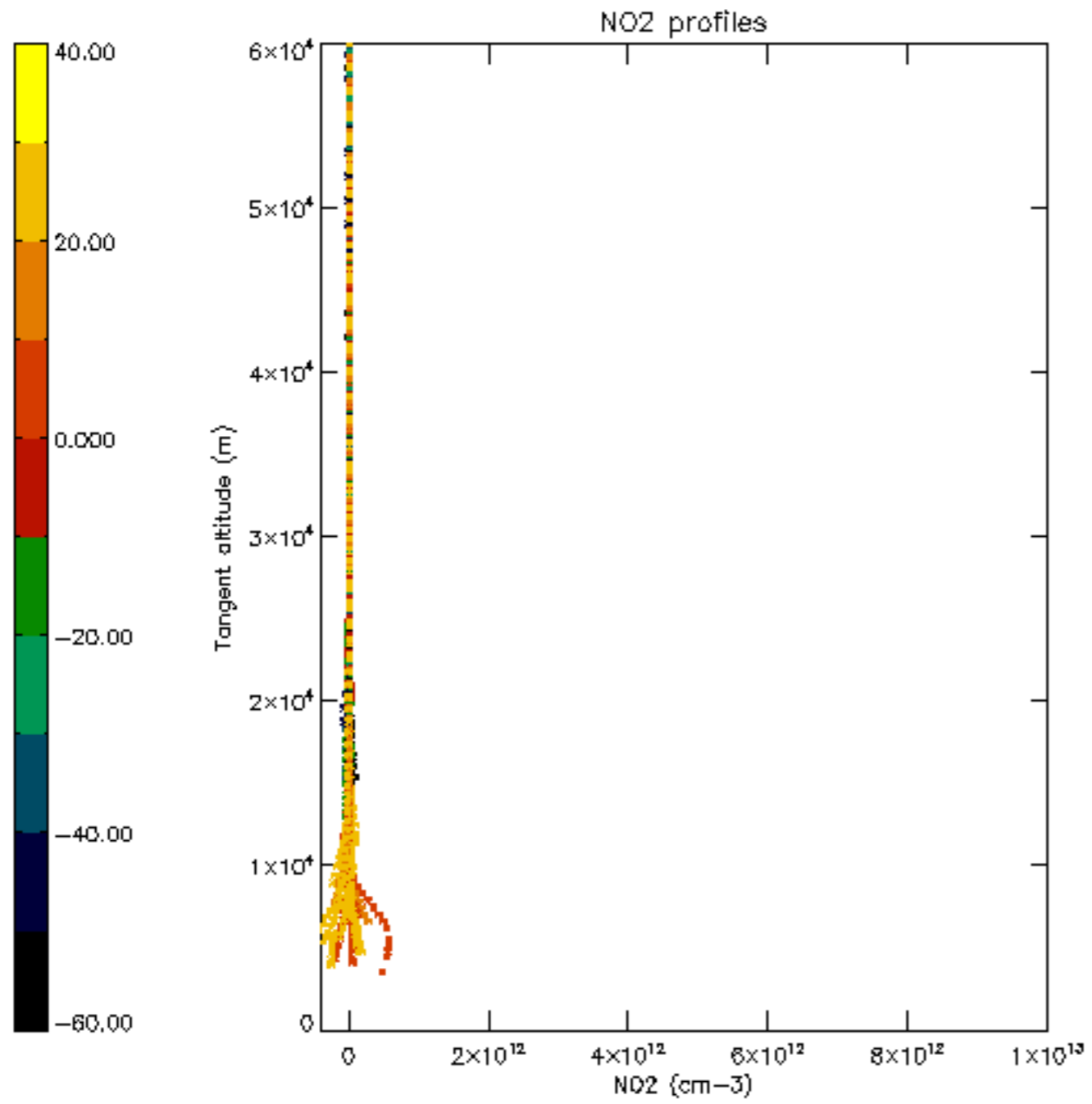


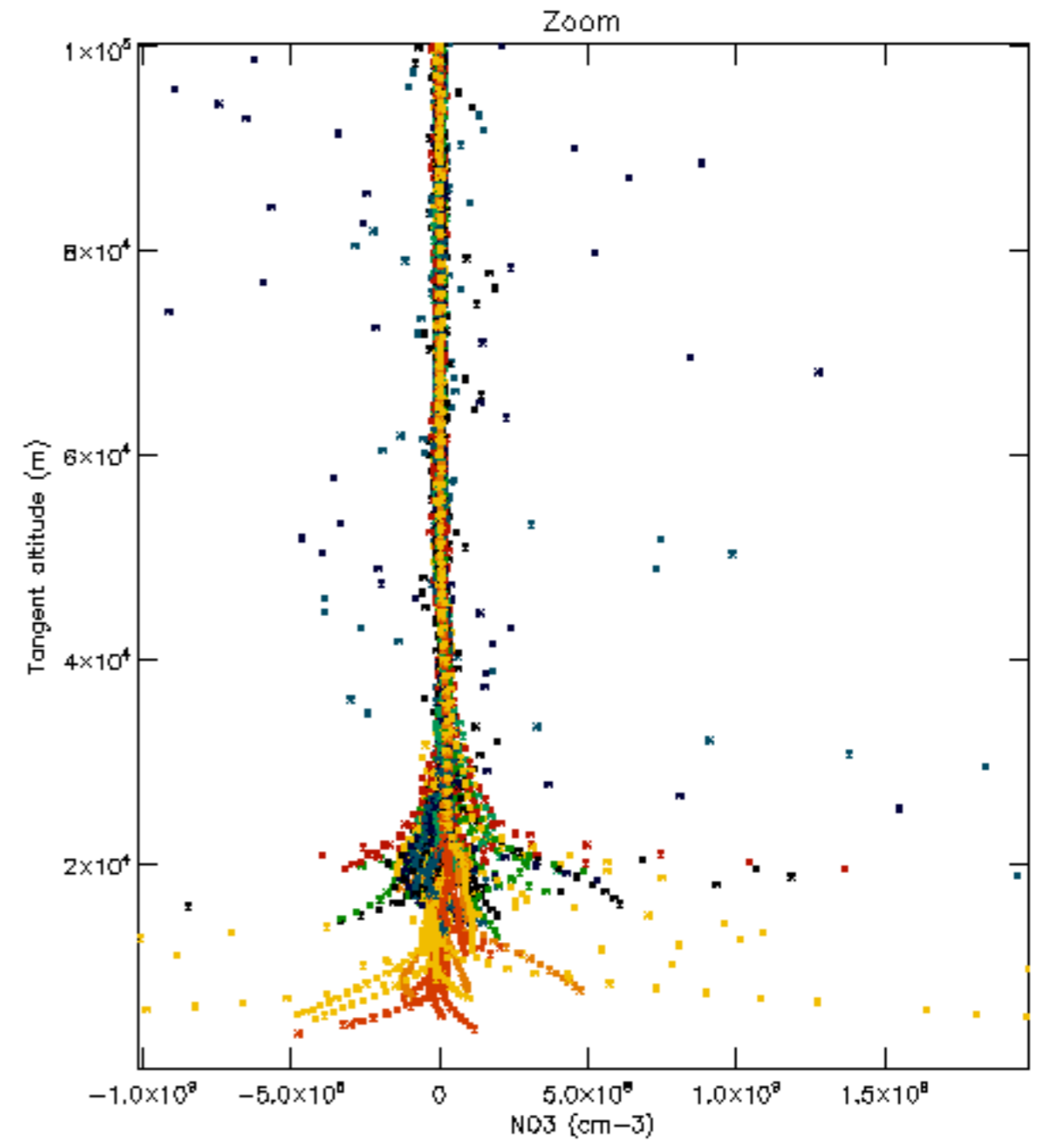
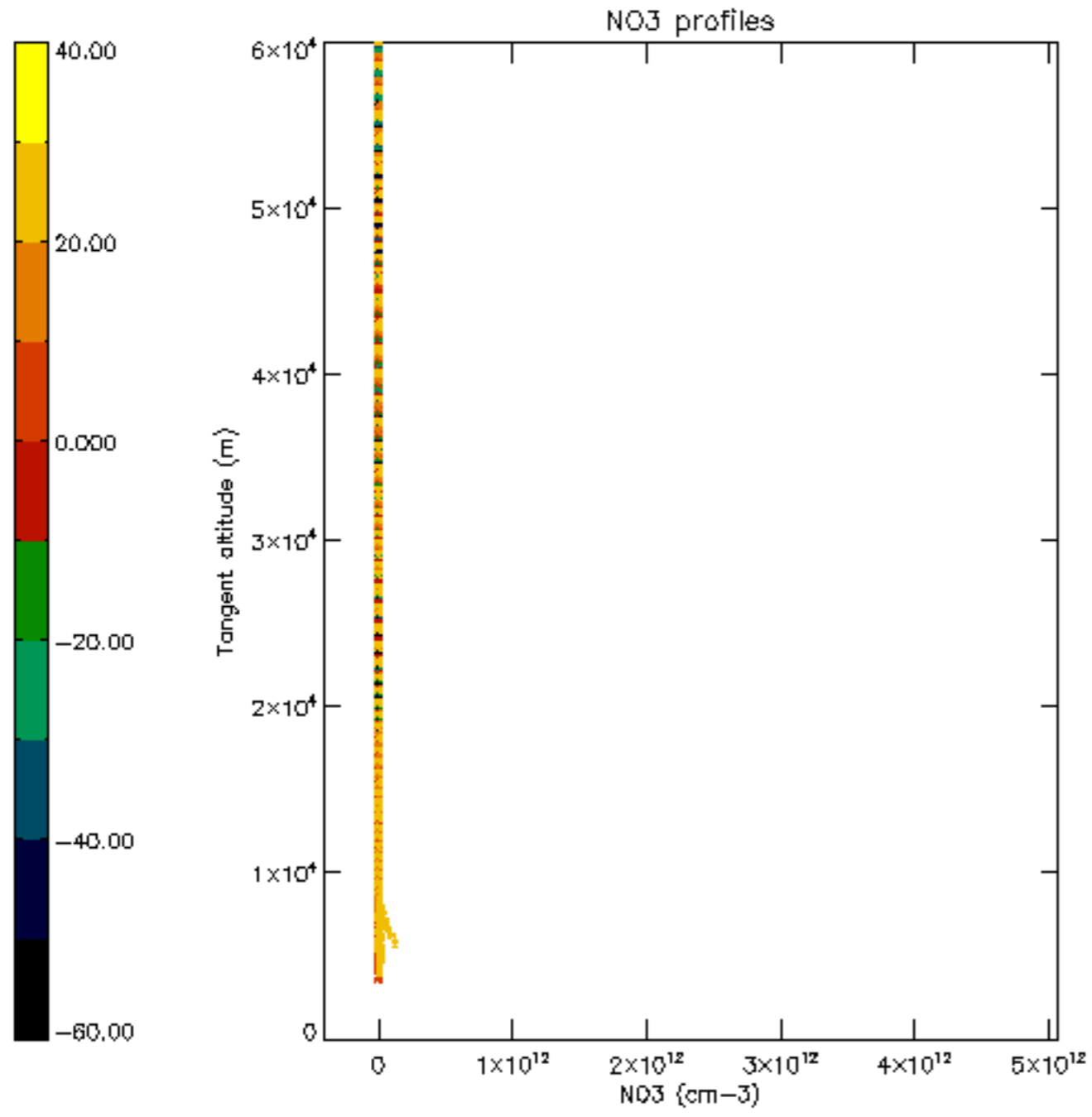


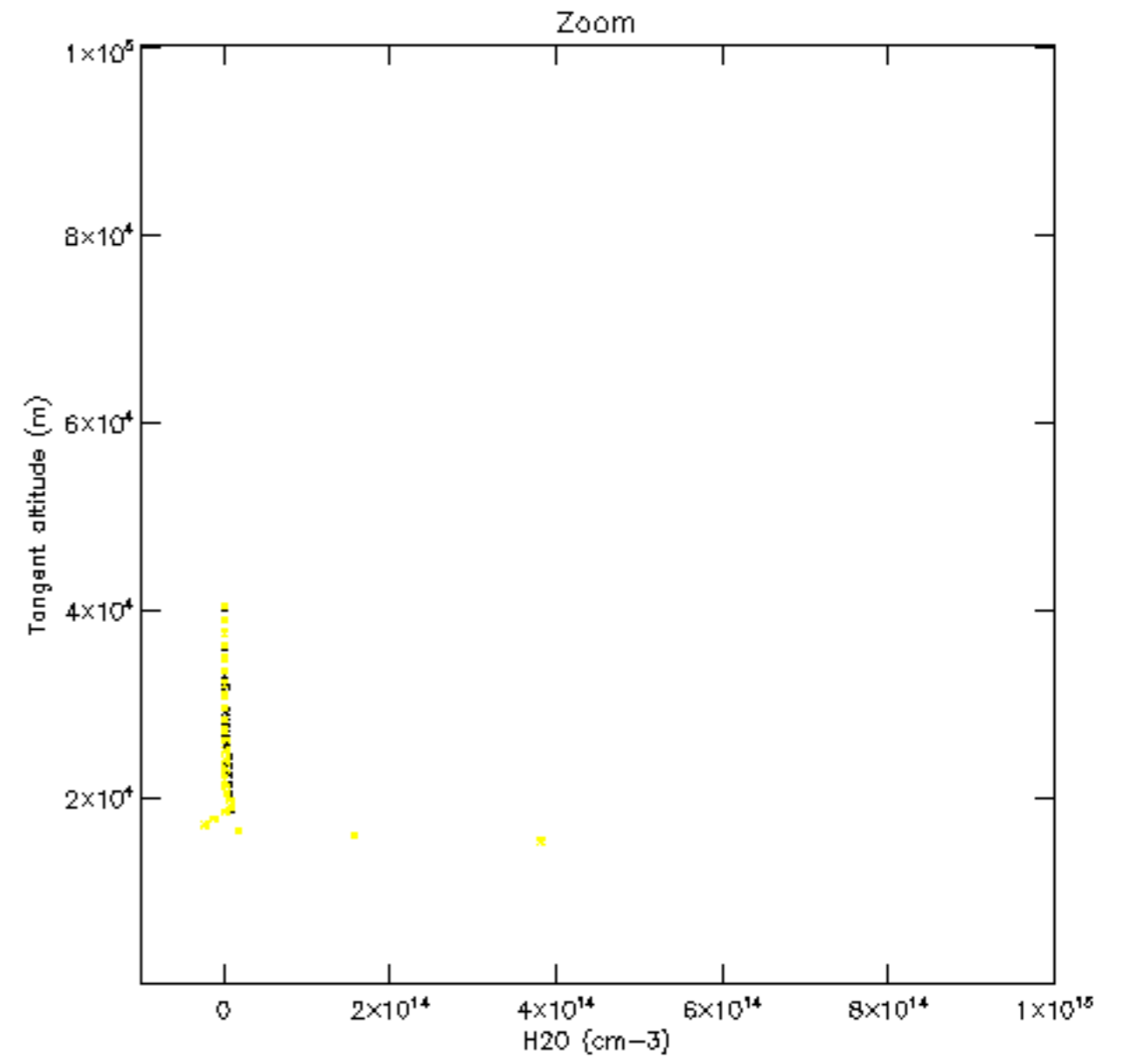
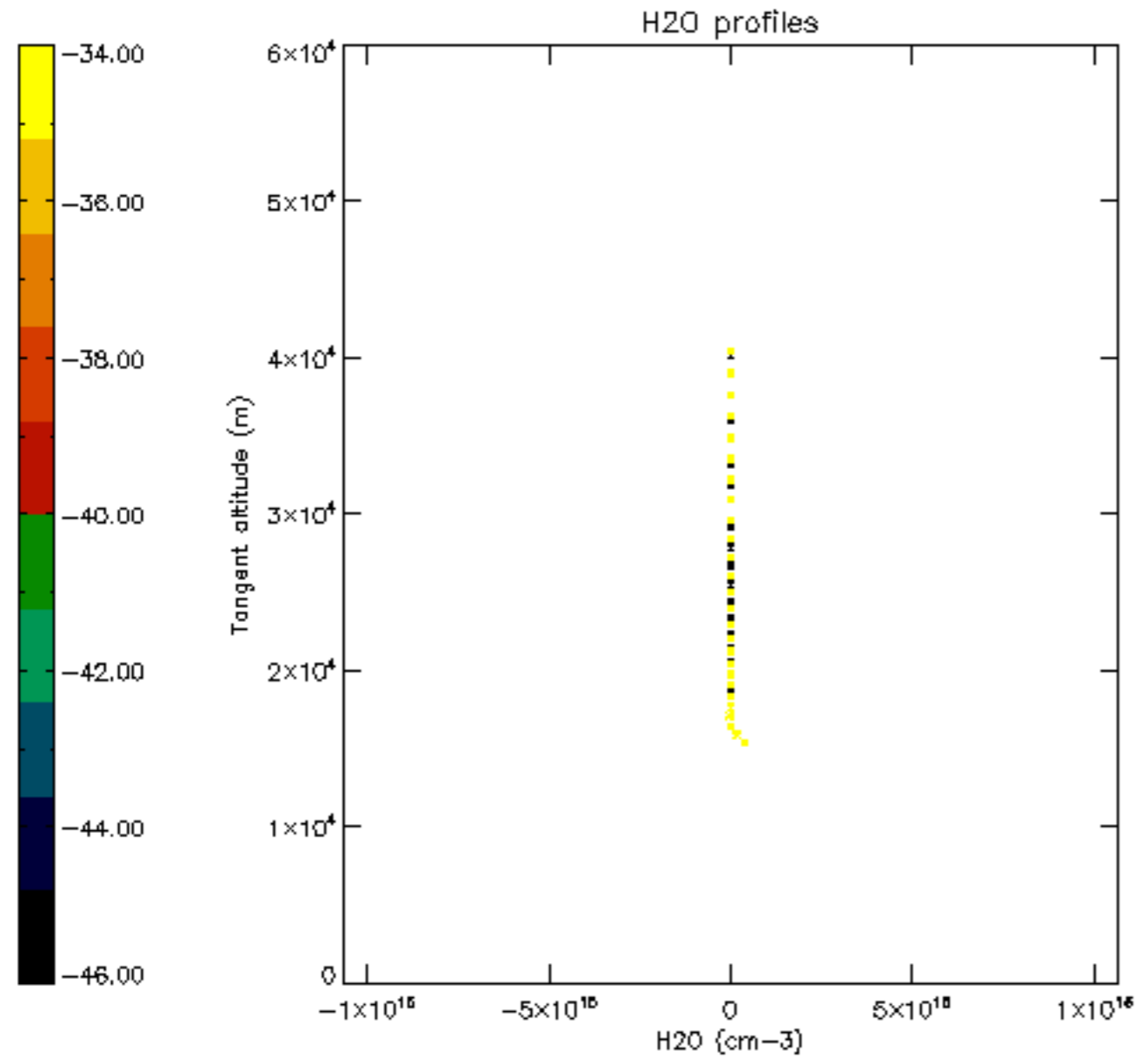


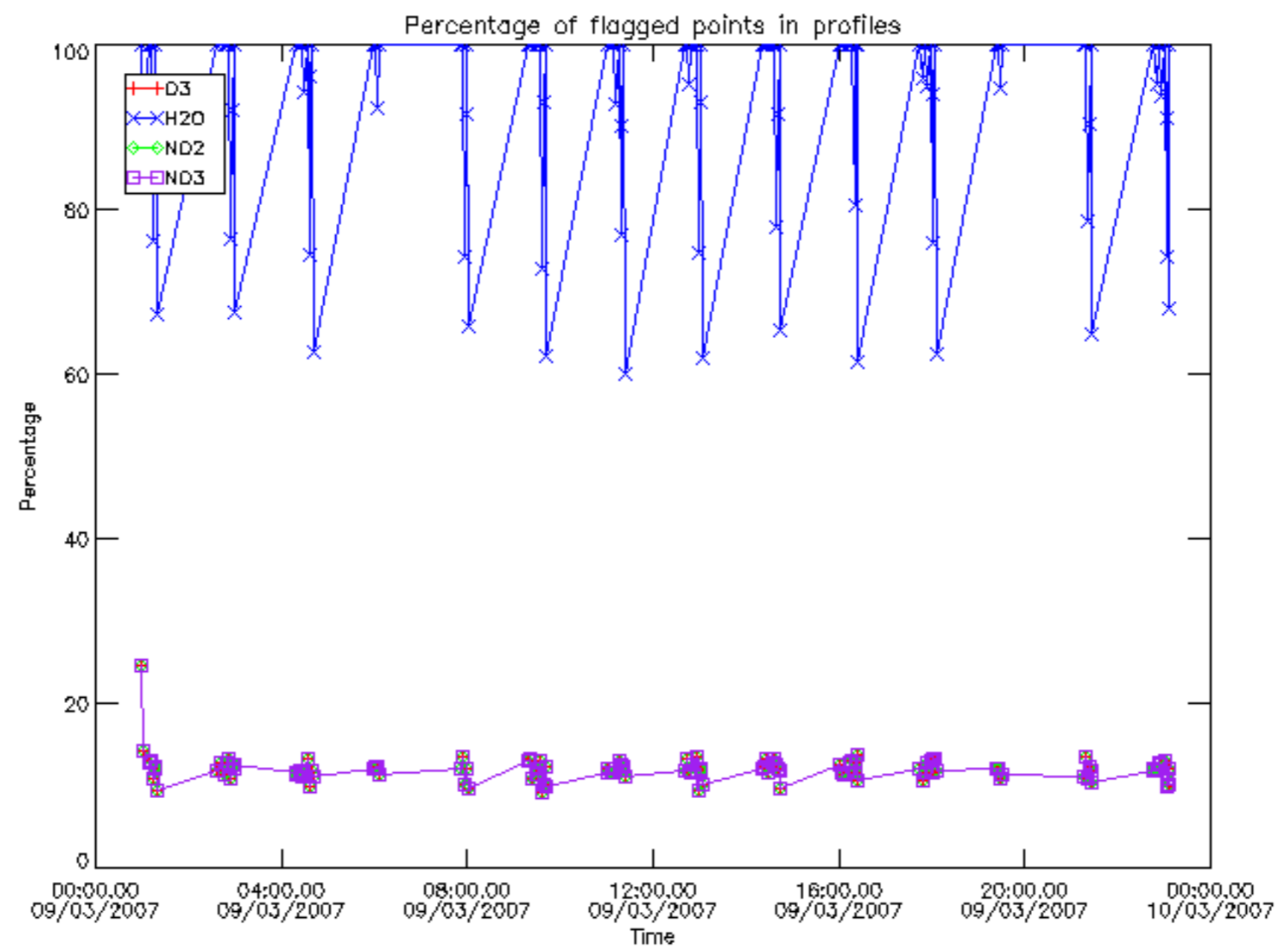




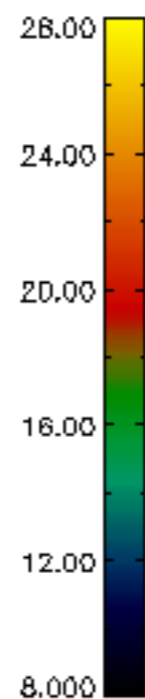
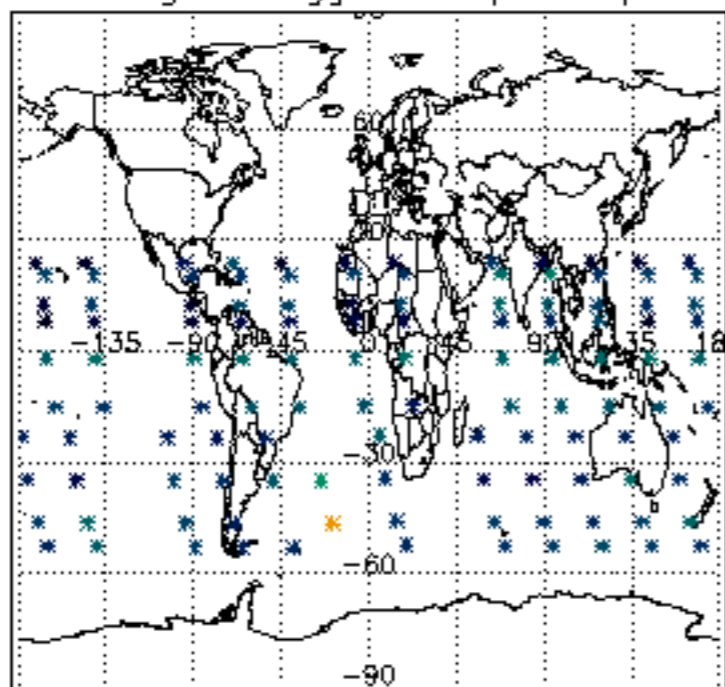




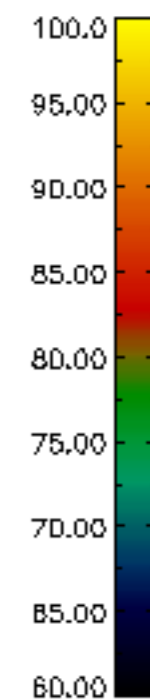
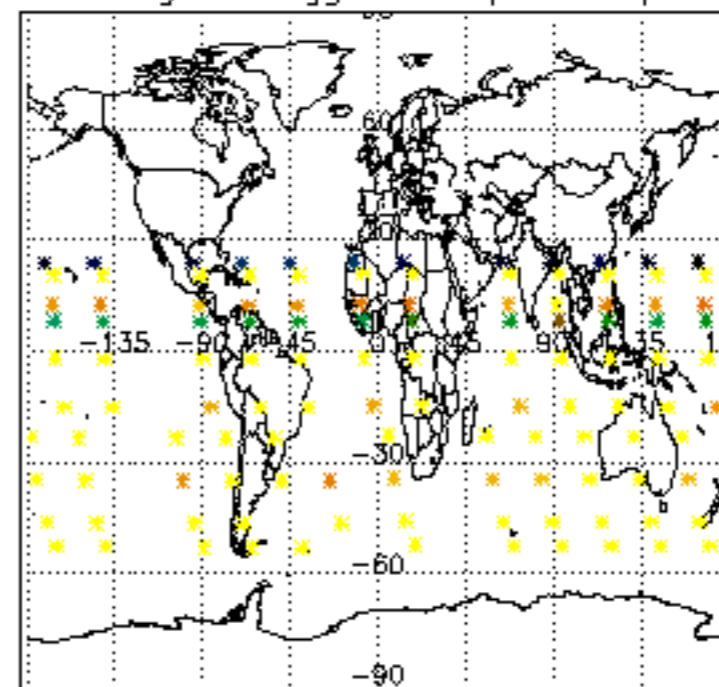




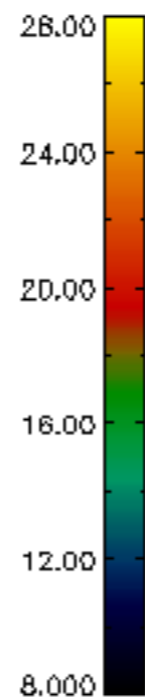
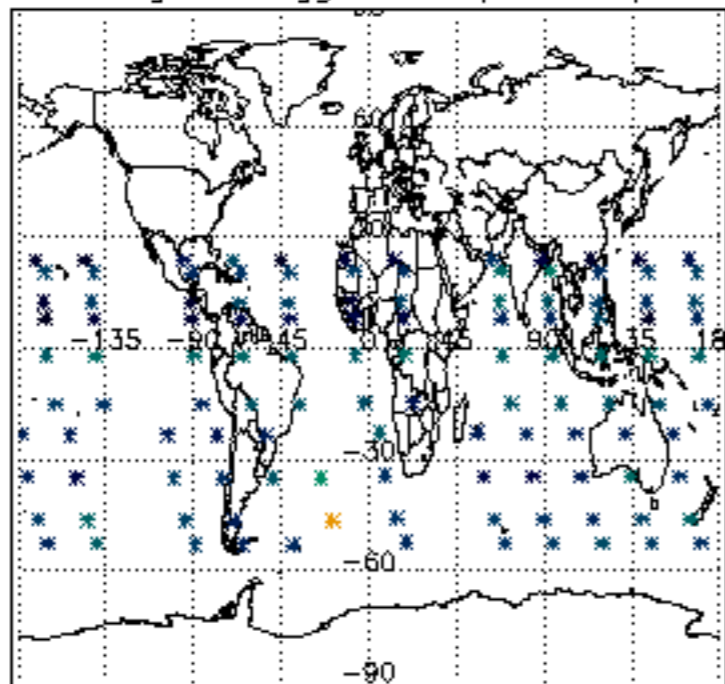
Percentage of flagged data per D3 profile



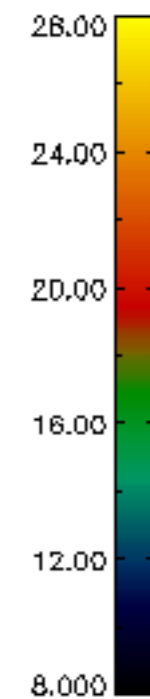
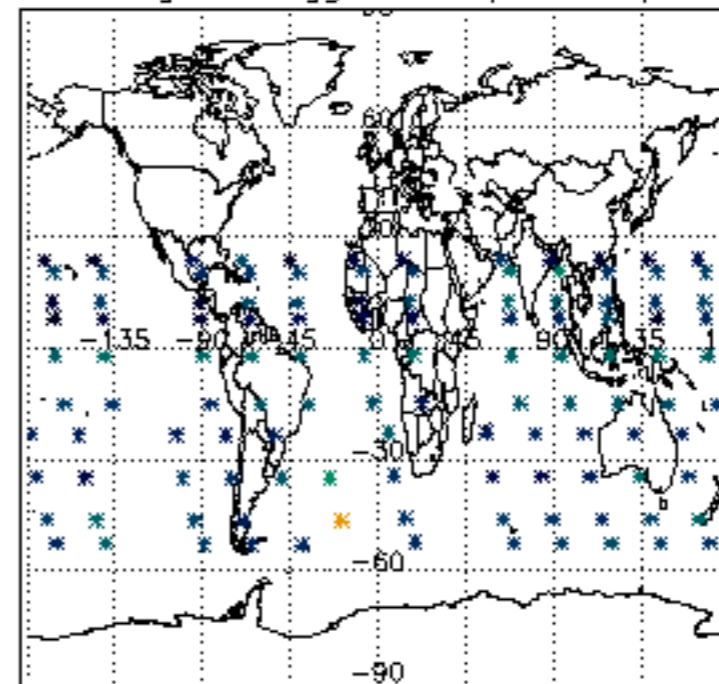
Percentage of flagged data per H2O profile

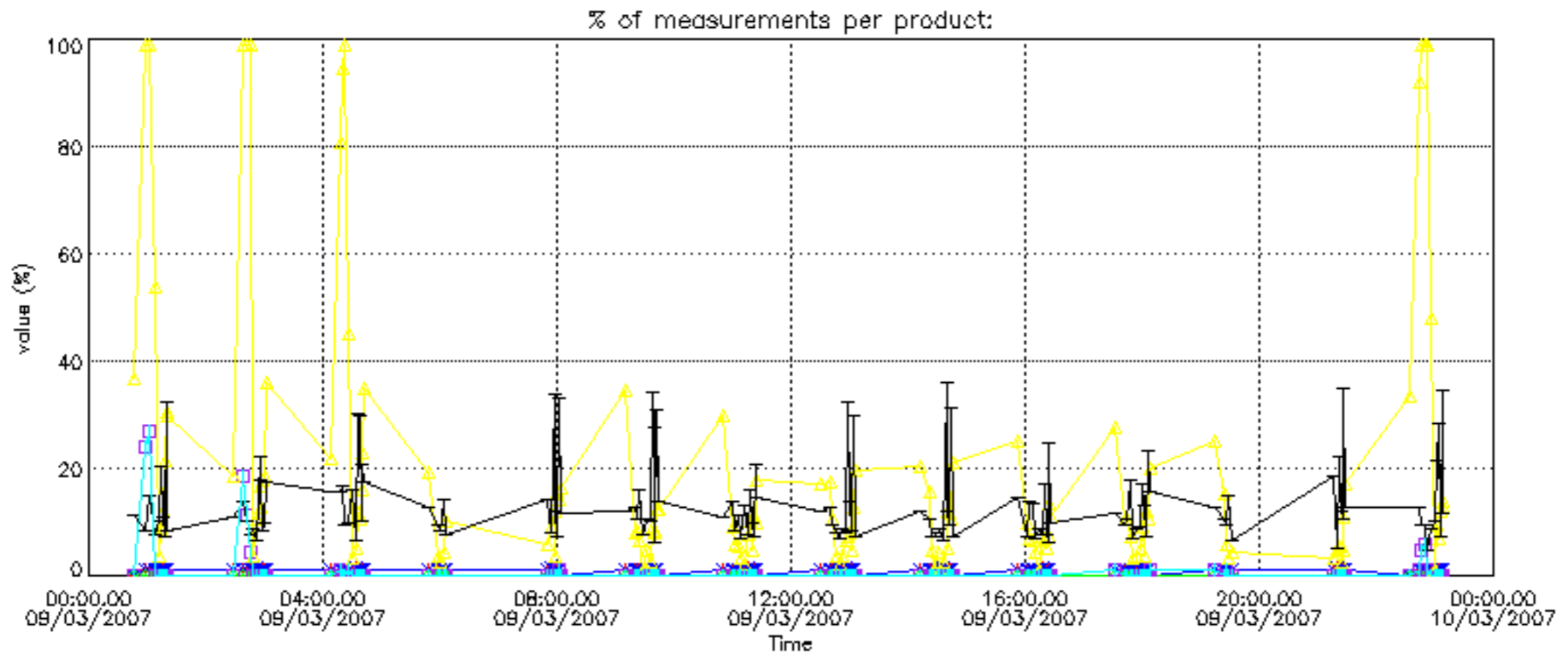


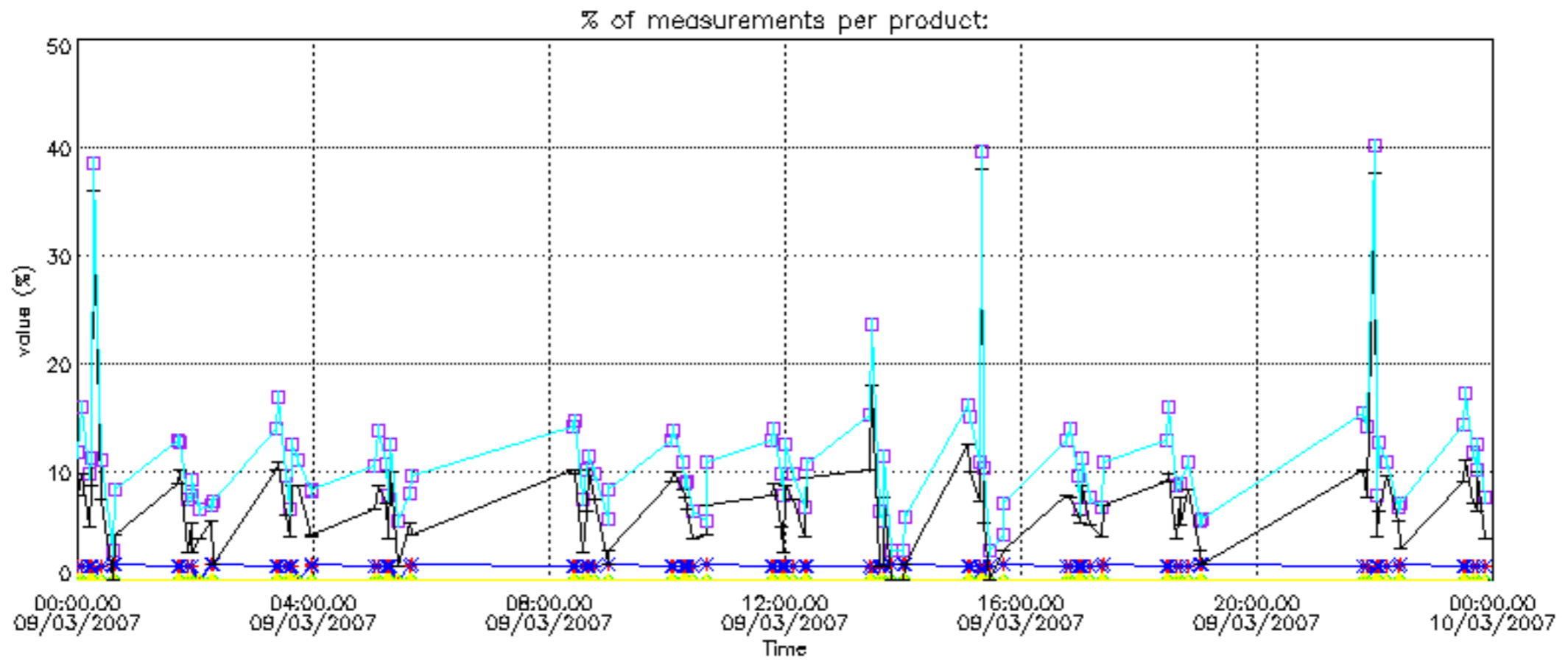
Percentage of flagged data per NO2 profile



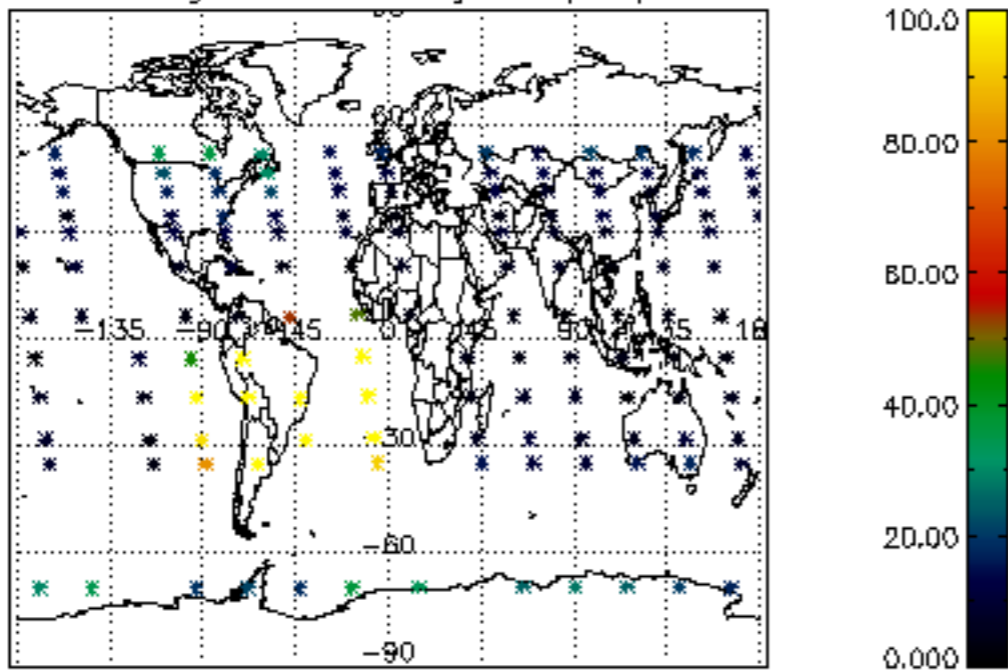
Percentage of flagged data per NO3 profile



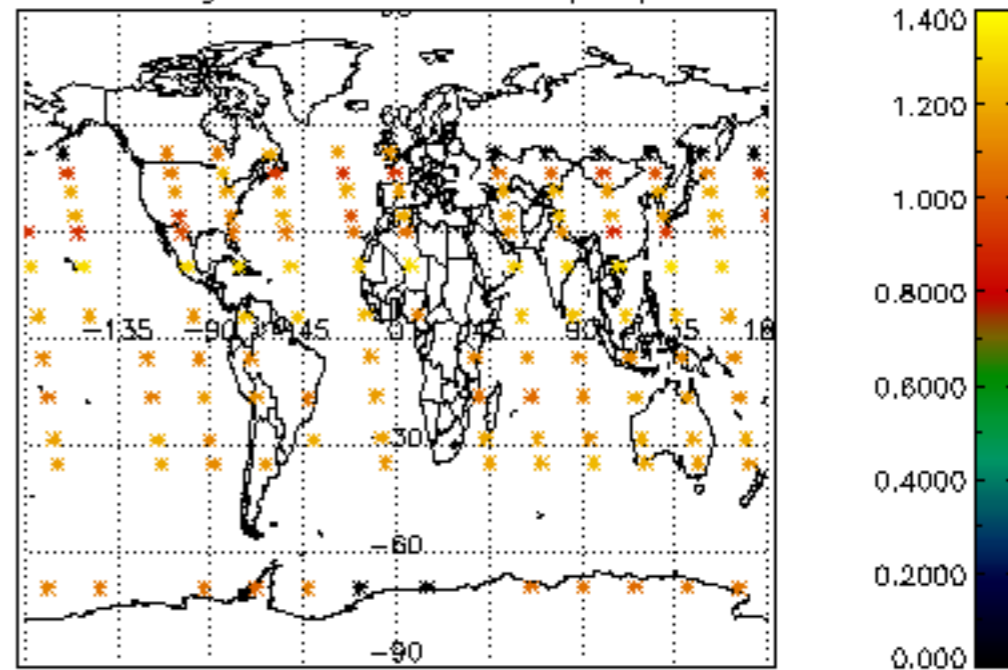




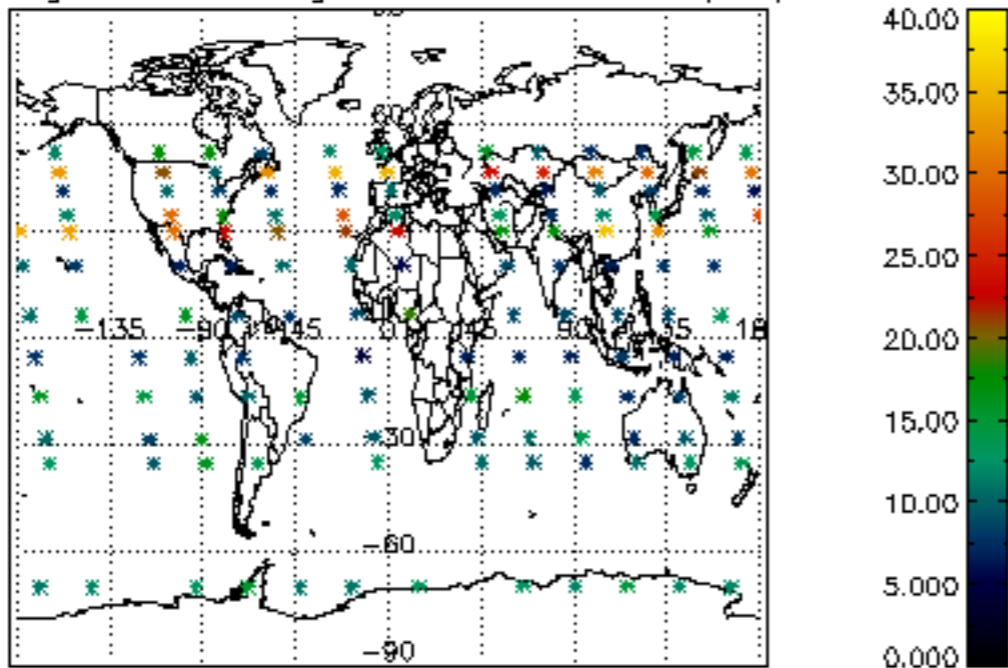
Percentage of cosmic ray hits per profile



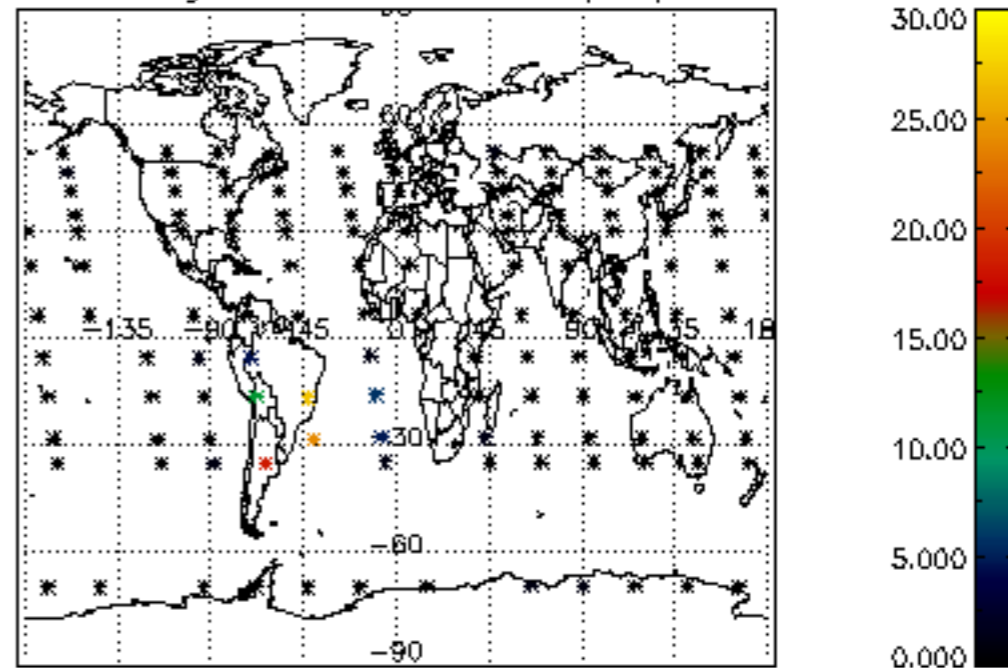
Percentage of datation errors per profile



Percentage of star falling outside central band per profile

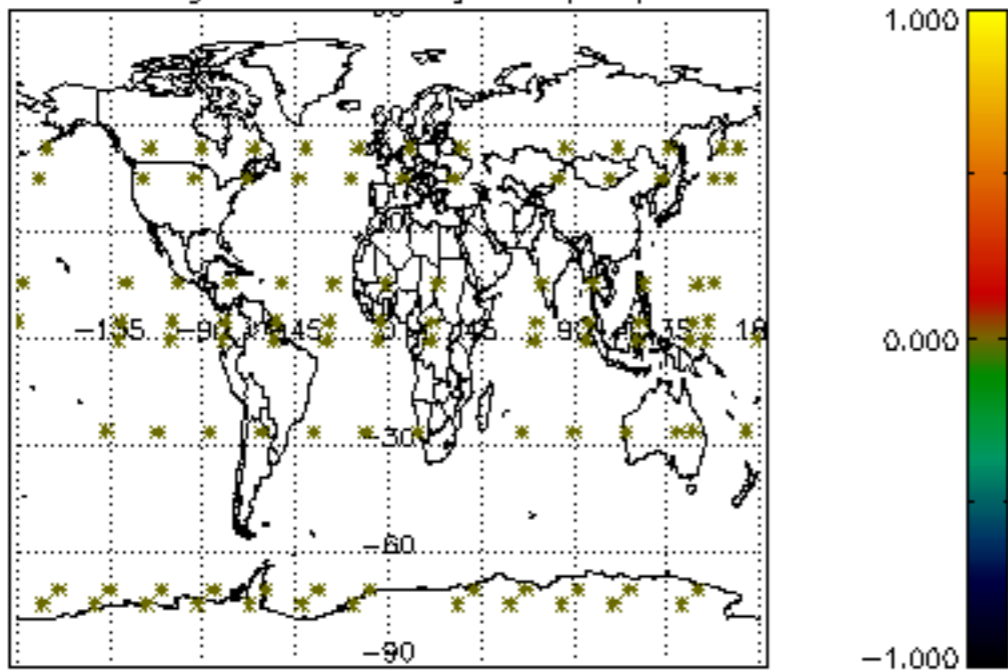


Percentage of saturation errors per profile

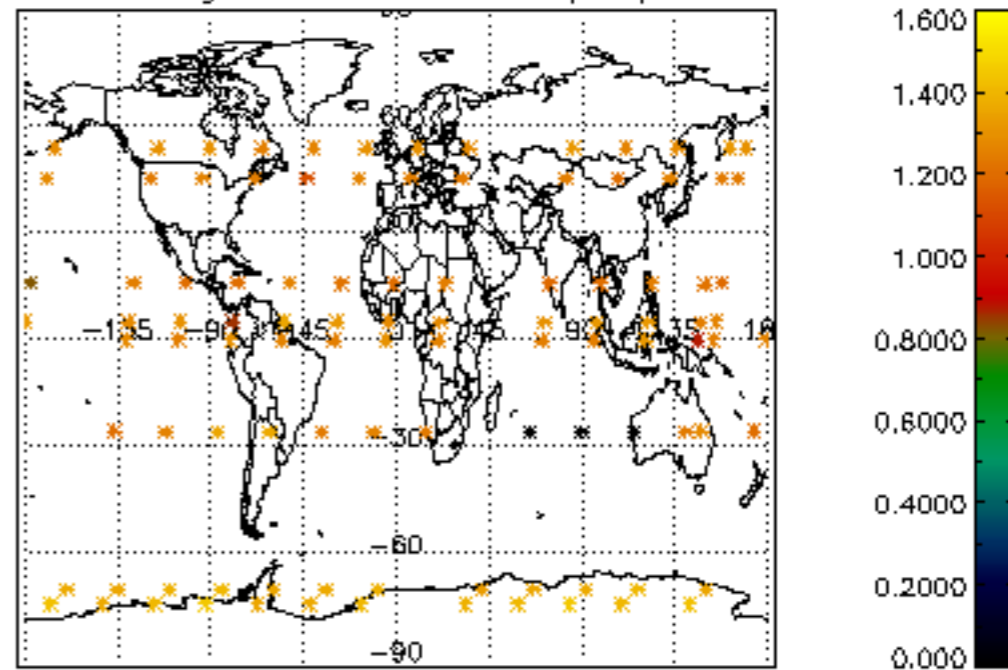




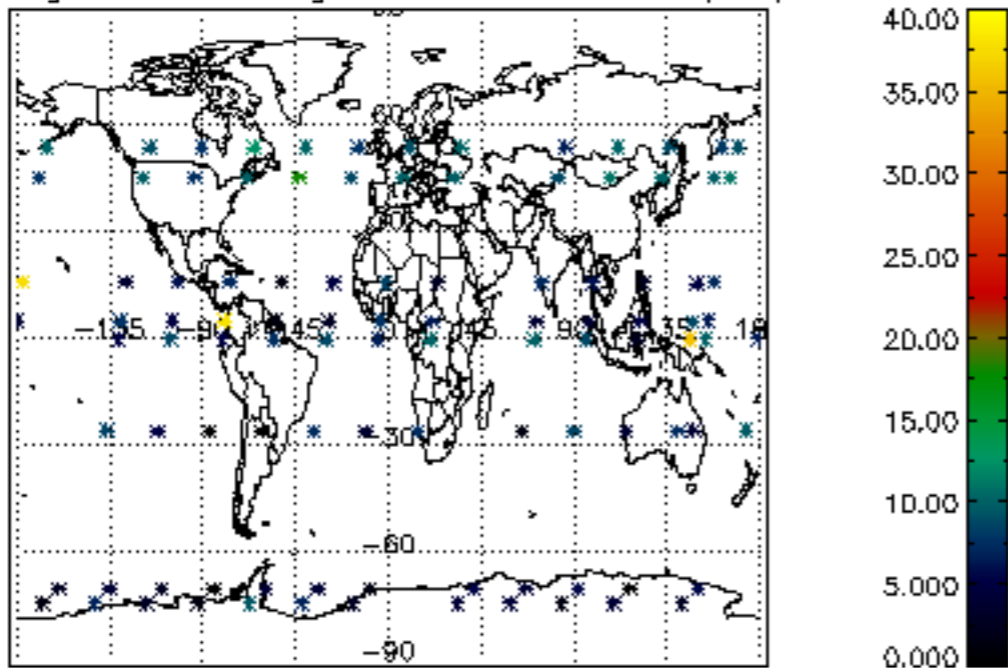
Percentage of cosmic ray hits per profile



Percentage of datation errors per profile



Percentage of star falling outside central band per profile



Percentage of saturation errors per profile

