

GOMOS Level 2 Daily Report

SUMMARY

[1. General Info](#)

[2. Summary of processed GOM_NL_2P products](#)

[3. Level 2 Quality information per product](#)

[3.1 Plot of level 2 quality information per product \(time dependant\)](#)

[3.2 Plot of level 2 quality information per product \(world map\)](#)

[4. Level 1 Quality information per product \(stored on level 2 products\)](#)

[4.1 Plot of level 1 quality information per product \(time dependant\)](#)

[4.1.1 Plot of level 1 quality information per product \(time dependant\): ASCENDING](#)

[4.1.2 Plot of level 1 quality information per product \(time dependant\): DESCENDING](#)

[4.2 Plot of level 1 quality information per product \(world map\)](#)

[4.2.1 Plot of level 1 quality information per product \(world map\): ASCENDING](#)

[4.2.2 Plot of level 1 quality information per product \(world map\): DESCENDING](#)

[5. Ozone profiles based on quality statistics and other trace gas profiles](#)

[5.1 Ozone statistics based on quality of products](#)

[5.2 Plot ozone profiles for all STD \(dark without errors\)](#)

[5.3 Plot ozone profiles where STD < 20% \(dark without errors\)](#)

[5.4. Plot ozone profiles where STD < 10% \(dark without errors\)](#)

[5.5. Plot ozone profiles where STD < 5% \(dark without errors\)](#)

[5.6 Plot NO2 profiles for all STD \(dark without errors\)](#)

[5.7 Plot NO3 profiles for all STD \(dark without errors\)](#)

[5.8 Plot H2O profiles \(only for occultations of stars 1,2,3,4,13,14,16,26,63 dark without errors\) for all STD](#)

[6. Auxiliary Data Files used for the production reported in section 2](#)

This report presents the daily analysis on parameters extracted from GOMOS level 2 data (GOM_NL__2P). It is intended to monitor some important parameters that will impact the quality of these products. A list of level 2 products (and content) that have arrived during the reporting day to the PCF is also given.

Item	Value
Time of report generation	22APR2013 17:04:43
Data source version	GOMOS/6.01
Start time of products	08-03-2007 (08MAR2007 00:00:00)
Stop time of products	09-03-2007 (09MAR2007 00:00:00)
Store outputs in DB	Yes
Nb of level 2 prods	245
Nb of prods with errors	0

2. Summary of processed GOM_NL__2P products.

Nr	Filename	UTC Start time	Limb	Duration	Star Id	Star Name	Star Mag	Star Temp	Nb Meas	Orbit	Prod. error
1	GOM_NL__2PRFIN20070308_000252_000000392056_00131_26237_8777.N1	08-MAR-2007 00:02:52	Dark	39.000	134	Bet TrA	2.8100	6600.0	78	26237	No
2	GOM_NL__2PRFIN20070308_000533_000000562056_00131_26237_8778.N1	08-MAR-2007 00:05:33	Dark	56.000	4	Alp1Cen	-0.010000	5800.0	112	26237	No
3	GOM_NL__2PRFIN20070308_000650_000000412056_00131_26237_8779.N1	08-MAR-2007 00:06:50	Dark	40.500	10	Bet Cen	0.61000	28000.	81	26237	No
4	GOM_NL__2PRFIN20070308_000846_000000442056_00131_26237_8780.N1	08-MAR-2007 00:08:46	Dark	44.000	77	Eps Cen	2.3030	28000.	88	26237	No
5	GOM_NL__2PRFIN20070308_001017_000000442056_00131_26237_8781.N1	08-MAR-2007 00:10:17	Dark	44.000	26	Gam Cru	1.6240	2900.0	88	26237	No
6	GOM_NL__2PRFIN20070308_001152_000000462056_00131_26237_8782.N1	08-MAR-2007 00:11:52	Straylight	45.500	64	Gam Cen	2.2000	10600.	91	26237	No
7	GOM_NL__2PRFIN20070308_003237_000000412056_00131_26237_8783.N1	08-MAR-2007 00:32:37	Bright	40.500	22	32Alp Leo	1.3600	15200.	81	26237	No
8	GOM_NL__2PRFIN20070308_003503_000000402056_00131_26237_8784.N1	08-MAR-2007 00:35:03	Bright	40.000	51	41Gam1Leo	2.0100	4500.0	80	26237	No
9	GOM_NL__2PRFIN20070308_004327_000000432056_00131_26237_8785.N1	08-MAR-2007 00:43:27	Bright	42.500	174	52Psi UMa	3.0040	4400.0	85	26237	No
10	GOM_NL__2PRFIN20070308_004626_000000392056_00131_26237_8786.N1	08-MAR-2007 00:46:26	Bright	39.000	82	48Bet UMa	2.3650	10600.	78	26237	No
11	GOM_NL__2PRFIN20070308_004751_000000392056_00131_26237_8787.N1	08-MAR-2007 00:47:51	Bright	39.000	36	50Alp UMa	1.8000	6300.0	78	26237	No
12	GOM_NL__2PRFIN20070308_005504_000000412056_00131_26237_8788.N1	08-MAR-2007 00:55:04	Bright	41.000	60	7Bet UMi	2.0810	3950.0	82	26237	No
13	GOM_NL__2PRFIN20070308_010741_000000372056_00131_26237_8789.N1	08-MAR-2007 01:07:41	Bright	36.500	144	18Del Cyg	2.8600	11000.	73	26237	No
14	GOM_NL__2PRFIN20070308_010948_000000472056_00131_26237_8790.N1	08-MAR-2007 01:09:48	Bright	47.000	5	3Alp Lyr	0.033000	11000.	94	26237	No
15	GOM_NL__2PRFIN20070308_011756_000000462056_00131_26237_8791.N1	08-MAR-2007 01:17:56	Bright	45.500	168	17Zet Aql	2.9860	11000.	91	26237	No
16	GOM_NL__2PRFIN20070308_012759_000000432056_00131_26237_8792.N1	08-MAR-2007 01:27:59	Dark	43.000	155	41Pi Sgr	2.9000	6600.0	86	26237	No
17	GOM_NL__2PRFIN20070308_013309_000000442056_00131_26237_8793.N1	08-MAR-2007 01:33:09	Dark	43.500	38	20Eps Sgr	1.8360	11000.	87	26237	No
18	GOM_NL__2PRFIN20070308_013611_000000442056_00131_26237_8794.N1	08-MAR-2007 01:36:11	Dark	44.000	85	Kap Sco	2.4070	28000.	88	26237	No
19	GOM_NL__2PRFIN20070308_013934_000000462056_00132_26238_8787.N1	08-MAR-2007 01:39:34	Dark	46.000	141	Bet Ara	2.8400	4600.0	92	26238	No
20	GOM_NL__2PRFIN20070308_014329_000000392056_00132_26238_8788.N1	08-MAR-2007 01:43:29	Dark	39.000	134	Bet TrA	2.8100	6600.0	78	26238	No
21	GOM_NL__2PRFIN20070308_014609_000000522056_00132_26238_8789.N1	08-MAR-2007 01:46:09	Dark	52.000	4	Alp1Cen	-0.010000	5800.0	104	26238	No
22	GOM_NL__2PRFIN20070308_014727_000000522056_00132_26238_8790.N1	08-MAR-2007 01:47:27	Dark	52.000	10	Bet Cen	0.61000	28000.	104	26238	No
23	GOM_NL__2PRFIN20070308_014923_000000432056_00132_26238_8791.N1	08-MAR-2007 01:49:23	Dark	43.000	77	Eps Cen	2.3030	28000.	86	26238	No
24	GOM_NL__2PRFIN20070308_015054_000000462056_00132_26238_8792.N1	08-MAR-2007 01:50:54	Dark	46.000	26	Gam Cru	1.6240	2900.0	92	26238	No
25	GOM_NL__2PRFIN20070308_015228_000000422056_00132_26238_8793.N1	08-MAR-2007 01:52:28	Straylight	41.500	64	Gam Cen	2.2000	10600.	83	26238	No
26	GOM_NL__2PRFIN20070308_021313_000000402056_00132_26238_8794.N1	08-MAR-2007 02:13:13	Bright	39.500	22	32Alp Leo	1.3600	15200.	79	26238	No
27	GOM_NL__2PRFIN20070308_021539_000000402056_00132_26238_8795.N1	08-MAR-2007 02:15:39	Bright	40.000	51	41Gam1Leo	2.0100	4500.0	80	26238	No
28	GOM_NL__2PRFIN20070308_022403_000000422056_00132_26238_8796.N1	08-MAR-2007 02:24:03	Bright	41.500	174	52Psi UMa	3.0040	4400.0	83	26238	No
29	GOM_NL__2PRFIN20070308_022702_000000392056_00132_26238_8797.N1	08-MAR-2007 02:27:02	Bright	38.500	82	48Bet UMa	2.3650	10600.	77	26238	No
30	GOM_NL__2PRFIN20070308_022827_000000392056_00132_26238_8798.N1	08-MAR-2007 02:28:27	Bright	38.500	36	50Alp UMa	1.8000	6300.0	77	26238	No
31	GOM_NL__2PRFIN20070308_023539_000000392056_00132_26238_8799.N1	08-MAR-2007 02:35:39	Bright	38.500	60	7Bet UMi	2.0810	3950.0	77	26238	No
32	GOM_NL__2PRFIN20070308_024817_000000352056_00132_26238_8800.N1	08-MAR-2007 02:48:17	Bright	35.000	144	18Del Cyg	2.8600	11000.	70	26238	No
33	GOM_NL__2PRFIN20070308_025024_000000482056_00132_26238_8801.N1	08-MAR-2007 02:50:24	Bright	47.500	5	3Alp Lyr	0.033000	11000.	95	26238	No
34	GOM_NL__2PRFIN20070308_025832_000000452056_00132_26238_8802.N1	08-MAR-2007 02:58:32	Bright	45.000	168	17Zet Aql	2.9860	11000.	90	26238	No
35	GOM_NL__2PRFIN20070308_030835_000000422056_00132_26238_8803.N1	08-MAR-2007 03:08:35	Dark	42.000	155	41Pi Sgr	2.9000	6600.0	84	26238	No
36	GOM_NL__2PRFIN20070308_031030_000000422056_00132_26238_8804.N1	08-MAR-2007 03:10:30	Dark	42.000	57	34Sig Sgr	2.0660	26000.	84	26238	No
37	GOM_NL__2PRFIN20070308_031346_000000452056_00132_26238_8805.N1	08-MAR-2007 03:13:46	Dark	45.000	38	20Eps Sgr	1.8360	11000.	90	26238	No
38	GOM_NL__2PRFIN20070308_031648_000000442056_00132_26238_8806.N1	08-MAR-2007 03:16:48	Dark	43.500	85	Kap Sco	2.4070	28000.	87	26238	No
39	GOM_NL__2PRFIN20070308_032011_000000402056_00133_26239_8809.N1	08-MAR-2007 03:20:11	Dark	40.000	141	Bet Ara	2.8400	4600.0	80	26239	No
40	GOM_NL__2PRFIN20070308_032405_000000382056_00133_26239_8810.N1	08-MAR-2007 03:24:05	Dark	37.500	134	Bet TrA	2.8100	6600.0	75	26239	No
41	GOM_NL__2PRFIN20070308_032646_000000452056_00133_26239_8811.N1	08-MAR-2007 03:26:46	Dark	45.000	4	Alp1Cen	-0.010000	5800.0	90	26239	No
42	GOM_NL__2PRFIN20070308_032803_000000472056_00133_26239_8812.N1	08-MAR-2007 03:28:03	Dark	46.500	10	Bet Cen	0.61000	28000.	93	26239	No

43	GOM_NL__2PRFIN20070308_033000_000000432056_00133_26239_8813.N1	08-MAR-2007 03:30:00	Dark	43.000	77	Eps Cen	2.3030	28000.	86	26239	No
44	GOM_NL__2PRFIN20070308_033130_000000492056_00133_26239_8814.N1	08-MAR-2007 03:31:30	Dark	48.500	26	Gam Cru	1.6240	2900.0	97	26239	No
45	GOM_NL__2PRFIN20070308_033305_000000412056_00133_26239_8815.N1	08-MAR-2007 03:33:05	Straylight	41.000	64	Gam Cen	2.2000	10600.	82	26239	No
46	GOM_NL__2PRFIN20070308_035349_000000402056_00133_26239_8816.N1	08-MAR-2007 03:53:49	Bright	39.500	22	32Alp Leo	1.3600	15200.	79	26239	No
47	GOM_NL__2PRFIN20070308_035615_000000412056_00133_26239_8817.N1	08-MAR-2007 03:56:15	Bright	40.500	51	41Gam1Leo	2.0100	4500.0	81	26239	No
48	GOM_NL__2PRFIN20070308_040438_000000422056_00133_26239_8818.N1	08-MAR-2007 04:04:38	Bright	41.500	174	52Psi UMa	3.0040	4400.0	83	26239	No
49	GOM_NL__2PRFIN20070308_040738_000000392056_00133_26239_8819.N1	08-MAR-2007 04:07:38	Bright	39.000	82	48Bet UMa	2.3650	10600.	78	26239	No
50	GOM_NL__2PRFIN20070308_040903_000000402056_00133_26239_8820.N1	08-MAR-2007 04:09:03	Bright	40.000	36	50Alp UMa	1.8000	6300.0	80	26239	No
51	GOM_NL__2PRFIN20070308_041615_000000412056_00133_26239_8821.N1	08-MAR-2007 04:16:15	Bright	41.000	60	7Bet UMi	2.0810	3950.0	82	26239	No
52	GOM_NL__2PRFIN20070308_042853_000000372056_00133_26239_8822.N1	08-MAR-2007 04:28:53	Bright	36.500	144	18Del Cyg	2.8600	11000.	73	26239	No
53	GOM_NL__2PRFIN20070308_043100_000000482056_00133_26239_8823.N1	08-MAR-2007 04:31:00	Bright	48.000	5	3Alp Lyr	0.033000	11000.	96	26239	No
54	GOM_NL__2PRFIN20070308_043909_000000472056_00133_26239_8824.N1	08-MAR-2007 04:39:09	Bright	47.000	168	17Zet Aql	2.9860	11000.	94	26239	No
55	GOM_NL__2PRFIN20070308_044912_000000422056_00133_26239_8825.N1	08-MAR-2007 04:49:12	Dark	42.000	155	41Pi Sgr	2.9000	6600.0	84	26239	No
56	GOM_NL__2PRFIN20070308_045106_000000452056_00133_26239_8826.N1	08-MAR-2007 04:51:06	Dark	45.000	57	34Sig Sgr	2.0660	26000.	90	26239	No
57	GOM_NL__2PRFIN20070308_045423_000000452056_00133_26239_8827.N1	08-MAR-2007 04:54:23	Dark	45.000	38	20Eps Sgr	1.8360	11000.	90	26239	No
58	GOM_NL__2PRFIN20070308_045725_000000452056_00133_26239_8828.N1	08-MAR-2007 04:57:25	Dark	44.500	85	Kap Sco	2.4070	28000.	89	26239	No
59	GOM_NL__2PRFIN20070308_064124_000000432056_00135_26241_8834.N1	08-MAR-2007 06:41:24	Dark	43.000	141	Bet Ara	2.8400	4600.0	86	26241	No
60	GOM_NL__2PRFIN20070308_064518_000000382056_00135_26241_8835.N1	08-MAR-2007 06:45:18	Dark	38.000	134	Bet TrA	2.8100	6600.0	76	26241	No
61	GOM_NL__2PRFIN20070308_064759_000000502056_00135_26241_8836.N1	08-MAR-2007 06:47:59	Dark	49.500	4	Alp1Cen	-0.010000	5800.0	99	26241	No
62	GOM_NL__2PRFIN20070308_064916_000000522056_00135_26241_8837.N1	08-MAR-2007 06:49:16	Dark	52.000	10	Bet Cen	0.61000	28000.	104	26241	No
63	GOM_NL__2PRFIN20070308_065113_000000432056_00135_26241_8838.N1	08-MAR-2007 06:51:13	Dark	42.500	77	Eps Cen	2.3030	28000.	85	26241	No
64	GOM_NL__2PRFIN20070308_065243_000000492056_00135_26241_8839.N1	08-MAR-2007 06:52:43	Dark	48.500	26	Gam Cru	1.6240	2900.0	97	26241	No
65	GOM_NL__2PRFIN20070308_065418_000000422056_00135_26241_8840.N1	08-MAR-2007 06:54:18	Straylight	41.500	64	Gam Cen	2.2000	10600.	83	26241	No
66	GOM_NL__2PRFIN20070308_071501_000000402056_00135_26241_8841.N1	08-MAR-2007 07:15:01	Bright	39.500	22	32Alp Leo	1.3600	15200.	79	26241	No
67	GOM_NL__2PRFIN20070308_071726_000000402056_00135_26241_8842.N1	08-MAR-2007 07:17:26	Bright	40.000	51	41Gam1Leo	2.0100	4500.0	80	26241	No
68	GOM_NL__2PRFIN20070308_072549_000000432056_00135_26241_8843.N1	08-MAR-2007 07:25:49	Bright	43.000	174	52Psi UMa	3.0040	4400.0	86	26241	No
69	GOM_NL__2PRFIN20070308_072849_000000392056_00135_26241_8844.N1	08-MAR-2007 07:28:49	Bright	38.500	82	48Bet UMa	2.3650	10600.	77	26241	No
70	GOM_NL__2PRFIN20070308_073014_000000392056_00135_26241_8845.N1	08-MAR-2007 07:30:14	Bright	39.000	36	50Alp UMa	1.8000	6300.0	78	26241	No
71	GOM_NL__2PRFIN20070308_073726_000000362056_00135_26241_8846.N1	08-MAR-2007 07:37:26	Bright	36.000	60	7Bet UMi	2.0810	3950.0	72	26241	No
72	GOM_NL__2PRFIN20070308_075005_000000362056_00135_26241_8847.N1	08-MAR-2007 07:50:05	Bright	35.500	144	18Del Cyg	2.8600	11000.	71	26241	No
73	GOM_NL__2PRFIN20070308_075122_000000352056_00135_26241_8848.N1	08-MAR-2007 07:51:22	Bright	34.500	66	37Gam Cyg	2.2080	5900.0	69	26241	No
74	GOM_NL__2PRFIN20070308_080022_000000442056_00135_26241_8849.N1	08-MAR-2007 08:00:22	Bright	43.500	168	17Zet Aql	2.9860	11000.	87	26241	No
75	GOM_NL__2PRFIN20070308_081025_000000442056_00135_26241_8850.N1	08-MAR-2007 08:10:25	Dark	43.500	155	41Pi Sgr	2.9000	6600.0	87	26241	No
76	GOM_NL__2PRFIN20070308_081220_000000432056_00135_26241_8851.N1	08-MAR-2007 08:12:20	Dark	42.500	57	34Sig Sgr	2.0660	26000.	85	26241	No
77	GOM_NL__2PRFIN20070308_081536_000000462056_00135_26241_8852.N1	08-MAR-2007 08:15:36	Dark	46.000	38	20Eps Sgr	1.8360	11000.	92	26241	No
78	GOM_NL__2PRFIN20070308_081838_000000442056_00135_26241_8853.N1	08-MAR-2007 08:18:38	Dark	44.000	85	Kap Sco	2.4070	28000.	88	26241	No
79	GOM_NL__2PRFIN20070308_082201_000000422056_00136_26242_8849.N1	08-MAR-2007 08:22:01	Dark	42.000	141	Bet Ara	2.8400	4600.0	84	26242	No
80	GOM_NL__2PRFIN20070308_082555_000000382056_00136_26242_8850.N1	08-MAR-2007 08:25:55	Dark	38.000	134	Bet TrA	2.8100	6600.0	76	26242	No
81	GOM_NL__2PRFIN20070308_082836_000000422056_00136_26242_8851.N1	08-MAR-2007 08:28:36	Dark	42.000	4	Alp1Cen	-0.010000	5800.0	84	26242	No
82	GOM_NL__2PRFIN20070308_082953_000000412056_00136_26242_8852.N1	08-MAR-2007 08:29:53	Dark	41.000	10	Bet Cen	0.61000	28000.	82	26242	No
83	GOM_NL__2PRFIN20070308_083150_000000452056_00136_26242_8853.N1	08-MAR-2007 08:31:50	Dark	44.500	77	Eps Cen	2.3030	28000.	89	26242	No
84	GOM_NL__2PRFIN20070308_083320_000000462056_00136_26242_8854.N1	08-MAR-2007 08:33:20	Dark	46.000	26	Gam Cru	1.6240	2900.0	92	26242	No
85	GOM_NL__2PRFIN20070308_083454_000000432056_00136_26242_8855.N1	08-MAR-2007 08:34:54	Straylight	43.000	64	Gam Cen	2.2000	10600.	86	26242	No
86	GOM_NL__2PRFIN20070308_085536_000000402056_00136_26242_8856.N1	08-MAR-2007 08:55:36	Bright	40.000	22	32Alp Leo	1.3600	15200.	80	26242	No
87	GOM_NL__2PRFIN20070308_085802_000000412056_00136_26242_8857.N1	08-MAR-2007 08:58:02	Bright	41.000	51	41Gam1Leo	2.0100	4500.0	82	26242	No
88	GOM_NL__2PRFIN20070308_090625_000000412056_00136_26242_8858.N1	08-MAR-2007 09:06:25	Bright	40.500	174	52Psi UMa	3.0040	4400.0	81	26242	No
89	GOM_NL__2PRFIN20070308_090924_000000392056_00136_26242_8859.N1	08-MAR-2007 09:09:24	Bright	39.000	82	48Bet UMa	2.3650	10600.	78	26242	No
90	GOM_NL__2PRFIN20070308_091050_000000402056_00136_26242_8860.N1	08-MAR-2007 09:10:50	Bright	40.000	36	50Alp UMa	1.8000	6300.0	80	26242	No
91	GOM_NL__2PRFIN20070308_091802_000000412056_00136_26242_8861.N1	08-MAR-2007 09:18:02	Bright	40.500	60	7Bet UMi	2.0810	3950.0	81	26242	No
92	GOM_NL__2PRFIN20070308_093041_000000362056_00136_26242_8862.N1	08-MAR-2007 09:30:41	Bright	36.000	144	18Del Cyg	2.8600	11000.	72	26242	No
93	GOM_NL__2PRFIN20070308_093158_000000362056_00136_26242_8863.N1	08-MAR-2007 09:31:58	Bright	36.000	66	37Gam Cyg	2.2080	5900.0	72	26242	No
94	GOM_NL__2PRFIN20070308_094058_000000472056_00136_26242_8864.N1	08-MAR-2007 09:40:58	Bright	46.500	168	17Zet Aql	2.9860	11000.	93	26242	No
95	GOM_NL__2PRFIN20070308_095101_000000442056_00136_26242_8865.N1	08-MAR-2007 09:51:01	Dark	44.000	155	41Pi Sgr	2.9000	6600.0	88	26242	No
96	GOM_NL__2PRFIN20070308_095256_000000432056_00136_26242_8866.N1	08-MAR-2007 09:52:56	Dark	43.000	57	34Sig Sgr	2.0660	26000.	86	26242	No
97	GOM_NL__2PRFIN20070308_095613_000000442056_00136_26242_8867.N1	08-MAR-2007 09:56:13	Dark	43.500	38	20Eps Sgr	1.8360	11000.	87	26242	No
98	GOM_NL__2PRFIN20070308_095915_000000452056_00136_26242_8868.N1	08-MAR-2007 09:59:15	Dark	44.500	85	Kap Sco	2.4070	28000.	89	26242	No
99	GOM_NL__2PRFIN20070308_100237_000000392056_00137_26243_8871.N1	08-MAR-2007 10:02:37	Dark	39.000	141	Bet Ara	2.8400	4600.0	78	26243	No
100	GOM_NL__2PRFIN20070308_100631_000000382056_00137_26243_8872.N1	08-MAR-2007 10:06:31	Dark	38.000	134	Bet TrA	2.8100	6600.0	76	26243	No
101	GOM_NL__2PRFIN20070308_100912_000000542056_00137_26243_8873.N1	08-MAR-2007 10:09:12	Dark	53.500	4	Alp1Cen	-0.010000	5800.0	107	26243	No

102	GOM_NL__2PRFIN20070308_101029_000000412056_00137_26243_8874.N1	08-MAR-2007 10:10:29	Dark	40.500	10	Bet Cen	0.61000	28000.	81	26243	No
103	GOM_NL__2PRFIN20070308_101226_000000432056_00137_26243_8875.N1	08-MAR-2007 10:12:26	Dark	42.500	77	Eps Cen	2.3030	28000.	85	26243	No
104	GOM_NL__2PRFIN20070308_101356_000000552056_00137_26243_8876.N1	08-MAR-2007 10:13:56	Dark	55.000	26	Gam Cru	1.6240	2900.0	110	26243	No
105	GOM_NL__2PRFIN20070308_101530_000000432056_00137_26243_8877.N1	08-MAR-2007 10:15:30	Straylight	42.500	64	Gam Cen	2.2000	10600.	85	26243	No
106	GOM_NL__2PRFIN20070308_103612_000000402056_00137_26243_8878.N1	08-MAR-2007 10:36:12	Bright	39.500	22	32Alp Leo	1.3600	15200.	79	26243	No
107	GOM_NL__2PRFIN20070308_103838_000000392056_00137_26243_8879.N1	08-MAR-2007 10:38:38	Bright	39.000	51	41Gam1Leo	2.0100	4500.0	78	26243	No
108	GOM_NL__2PRFIN20070308_104700_000000422056_00137_26243_8880.N1	08-MAR-2007 10:47:00	Bright	41.500	174	52Psi UMa	3.0040	4400.0	83	26243	No
109	GOM_NL__2PRFIN20070308_105000_000000392056_00137_26243_8881.N1	08-MAR-2007 10:50:00	Bright	39.000	82	48Bet UMa	2.3650	10600.	78	26243	No
110	GOM_NL__2PRFIN20070308_105125_000000412056_00137_26243_8882.N1	08-MAR-2007 10:51:25	Bright	40.500	36	50Alp UMa	1.8000	6300.0	81	26243	No
111	GOM_NL__2PRFIN20070308_105837_000000412056_00137_26243_8883.N1	08-MAR-2007 10:58:37	Bright	40.500	60	7Bet UMi	2.0810	3950.0	81	26243	No
112	GOM_NL__2PRFIN20070308_111117_000000372056_00137_26243_8884.N1	08-MAR-2007 11:11:17	Bright	36.500	144	18Del Cyg	2.8600	11000.	73	26243	No
113	GOM_NL__2PRFIN20070308_111234_000000382056_00137_26243_8885.N1	08-MAR-2007 11:12:34	Bright	37.500	66	37Gam Cyg	2.2080	5900.0	75	26243	No
114	GOM_NL__2PRFIN20070308_112134_000000462056_00137_26243_8886.N1	08-MAR-2007 11:21:34	Bright	46.000	168	17Zet Aql	2.9860	11000.	92	26243	No
115	GOM_NL__2PRFIN20070308_113138_000000422056_00137_26243_8887.N1	08-MAR-2007 11:31:38	Dark	41.500	155	41Pi Sgr	2.9000	6600.0	83	26243	No
116	GOM_NL__2PRFIN20070308_113333_000000432056_00137_26243_8888.N1	08-MAR-2007 11:33:33	Dark	42.500	57	34Sig Sgr	2.0660	26000.	85	26243	No
117	GOM_NL__2PRFIN20070308_113650_000000482056_00137_26243_8889.N1	08-MAR-2007 11:36:50	Dark	47.500	38	20Eps Sgr	1.8360	11000.	95	26243	No
118	GOM_NL__2PRFIN20070308_113952_000000442056_00137_26243_8890.N1	08-MAR-2007 11:39:52	Dark	44.000	85	Kap Sco	2.4070	28000.	88	26243	No
119	GOM_NL__2PRFIN20070308_114314_000000422056_00138_26244_8882.N1	08-MAR-2007 11:43:14	Dark	42.000	141	Bet Ara	2.8400	4600.0	84	26244	No
120	GOM_NL__2PRFIN20070308_114708_000000402056_00138_26244_8883.N1	08-MAR-2007 11:47:08	Dark	40.000	134	Bet TrA	2.8100	6600.0	80	26244	No
121	GOM_NL__2PRFIN20070308_114949_000000432056_00138_26244_8884.N1	08-MAR-2007 11:49:49	Dark	43.000	4	Alp1Cen	-0.010000	5800.0	86	26244	No
122	GOM_NL__2PRFIN20070308_115106_000000512056_00138_26244_8885.N1	08-MAR-2007 11:51:06	Dark	51.000	10	Bet Cen	0.61000	28000.	102	26244	No
123	GOM_NL__2PRFIN20070308_115302_000000422056_00138_26244_8886.N1	08-MAR-2007 11:53:02	Dark	42.000	77	Eps Cen	2.3030	28000.	84	26244	No
124	GOM_NL__2PRFIN20070308_115432_000000472056_00138_26244_8887.N1	08-MAR-2007 11:54:32	Dark	46.500	26	Gam Cru	1.6240	2900.0	93	26244	No
125	GOM_NL__2PRFIN20070308_115607_000000412056_00138_26244_8888.N1	08-MAR-2007 11:56:07	Straylight	40.500	64	Gam Cen	2.2000	10600.	81	26244	No
126	GOM_NL__2PRFIN20070308_121648_000000402056_00138_26244_8889.N1	08-MAR-2007 12:16:48	Bright	39.500	22	32Alp Leo	1.3600	15200.	79	26244	No
127	GOM_NL__2PRFIN20070308_121914_000000402056_00138_26244_8890.N1	08-MAR-2007 12:19:14	Bright	39.500	51	41Gam1Leo	2.0100	4500.0	79	26244	No
128	GOM_NL__2PRFIN20070308_122735_000000422056_00138_26244_8891.N1	08-MAR-2007 12:27:35	Bright	42.000	174	52Psi UMa	3.0040	4400.0	84	26244	No
129	GOM_NL__2PRFIN20070308_123035_000000412056_00138_26244_8892.N1	08-MAR-2007 12:30:35	Bright	40.500	82	48Bet UMa	2.3650	10600.	81	26244	No
130	GOM_NL__2PRFIN20070308_123201_000000412056_00138_26244_8893.N1	08-MAR-2007 12:32:01	Bright	40.500	36	50Alp UMa	1.8000	6300.0	81	26244	No
131	GOM_NL__2PRFIN20070308_123913_000000372056_00138_26244_8894.N1	08-MAR-2007 12:39:13	Bright	37.000	60	7Bet UMi	2.0810	3950.0	74	26244	No
132	GOM_NL__2PRFIN20070308_125153_000000362056_00138_26244_8895.N1	08-MAR-2007 12:51:53	Bright	35.500	144	18Del Cyg	2.8600	11000.	71	26244	No
133	GOM_NL__2PRFIN20070308_125310_000000342056_00138_26244_8896.N1	08-MAR-2007 12:53:10	Bright	34.000	66	37Gam Cyg	2.2080	5900.0	68	26244	No
134	GOM_NL__2PRFIN20070308_130210_000000482056_00138_26244_8897.N1	08-MAR-2007 13:02:10	Bright	47.500	168	17Zet Aql	2.9860	11000.	95	26244	No
135	GOM_NL__2PRFIN20070308_131214_000000422056_00138_26244_8898.N1	08-MAR-2007 13:12:14	Dark	41.500	155	41Pi Sgr	2.9000	6600.0	83	26244	No
136	GOM_NL__2PRFIN20070308_131409_000000452056_00138_26244_8899.N1	08-MAR-2007 13:14:09	Dark	44.500	57	34Sig Sgr	2.0660	26000.	89	26244	No
137	GOM_NL__2PRFIN20070308_131726_000000422056_00138_26244_8900.N1	08-MAR-2007 13:17:26	Dark	42.000	38	20Eps Sgr	1.8360	11000.	84	26244	No
138	GOM_NL__2PRFIN20070308_132029_000000462056_00138_26244_8901.N1	08-MAR-2007 13:20:29	Dark	45.500	85	Kap Sco	2.4070	28000.	91	26244	No
139	GOM_NL__2PRFIN20070308_132350_000000412056_00139_26245_8898.N1	08-MAR-2007 13:23:50	Dark	41.000	141	Bet Ara	2.8400	4600.0	82	26245	No
140	GOM_NL__2PRFIN20070308_132744_000000392056_00139_26245_8899.N1	08-MAR-2007 13:27:44	Dark	39.000	134	Bet TrA	2.8100	6600.0	78	26245	No
141	GOM_NL__2PRFIN20070308_133025_000000442056_00139_26245_8900.N1	08-MAR-2007 13:30:25	Dark	44.000	4	Alp1Cen	-0.010000	5800.0	88	26245	No
142	GOM_NL__2PRFIN20070308_133142_000000412056_00139_26245_8901.N1	08-MAR-2007 13:31:42	Dark	40.500	10	Bet Cen	0.61000	28000.	81	26245	No
143	GOM_NL__2PRFIN20070308_133339_000000432056_00139_26245_8902.N1	08-MAR-2007 13:33:39	Dark	42.500	77	Eps Cen	2.3030	28000.	85	26245	No
144	GOM_NL__2PRFIN20070308_133508_000000512056_00139_26245_8903.N1	08-MAR-2007 13:35:08	Dark	51.000	26	Gam Cru	1.6240	2900.0	102	26245	No
145	GOM_NL__2PRFIN20070308_133643_000000432056_00139_26245_8904.N1	08-MAR-2007 13:36:43	Straylight	42.500	64	Gam Cen	2.2000	10600.	85	26245	No
146	GOM_NL__2PRFIN20070308_135724_000000522056_00139_26245_8905.N1	08-MAR-2007 13:57:24	Bright	51.500	22	32Alp Leo	1.3600	15200.	103	26245	No
147	GOM_NL__2PRFIN20070308_135949_000000402056_00139_26245_8906.N1	08-MAR-2007 13:59:49	Bright	39.500	51	41Gam1Leo	2.0100	4500.0	79	26245	No
148	GOM_NL__2PRFIN20070308_140811_000000412056_00139_26245_8907.N1	08-MAR-2007 14:08:11	Bright	41.000	174	52Psi UMa	3.0040	4400.0	82	26245	No
149	GOM_NL__2PRFIN20070308_141111_000000392056_00139_26245_8908.N1	08-MAR-2007 14:11:11	Bright	39.000	82	48Bet UMa	2.3650	10600.	78	26245	No
150	GOM_NL__2PRFIN20070308_141236_000000392056_00139_26245_8909.N1	08-MAR-2007 14:12:36	Bright	39.000	36	50Alp UMa	1.8000	6300.0	78	26245	No
151	GOM_NL__2PRFIN20070308_141949_000000382056_00139_26245_8910.N1	08-MAR-2007 14:19:49	Bright	38.000	60	7Bet UMi	2.0810	3950.0	76	26245	No
152	GOM_NL__2PRFIN20070308_143229_000000372056_00139_26245_8911.N1	08-MAR-2007 14:32:29	Bright	37.000	144	18Del Cyg	2.8600	11000.	74	26245	No
153	GOM_NL__2PRFIN20070308_143346_000000352056_00139_26245_8912.N1	08-MAR-2007 14:33:46	Bright	35.000	66	37Gam Cyg	2.2080	5900.0	70	26245	No
154	GOM_NL__2PRFIN20070308_144247_000000452056_00139_26245_8913.N1	08-MAR-2007 14:42:47	Bright	45.000	168	17Zet Aql	2.9860	11000.	90	26245	No
155	GOM_NL__2PRFIN20070308_145251_000000402056_00139_26245_8914.N1	08-MAR-2007 14:52:51	Dark	40.000	155	41Pi Sgr	2.9000	6600.0	80	26245	No
156	GOM_NL__2PRFIN20070308_145446_000000432056_00139_26245_8915.N1	08-MAR-2007 14:54:46	Dark	42.500	57	34Sig Sgr	2.0660	26000.	85	26245	No
157	GOM_NL__2PRFIN20070308_145803_000000502056_00139_26245_8916.N1	08-MAR-2007 14:58:03	Dark	50.000	38	20Eps Sgr	1.8360	11000.	100	26245	No
158	GOM_NL__2PRFIN20070308_150106_000000452056_00139_26245_8917.N1	08-MAR-2007 15:01:06	Dark	45.000	85	Kap Sco	2.4070	28000.	90	26245	No
159	GOM_NL__2PRFIN20070308_150427_000000412056_00140_26246_8915.N1	08-MAR-2007 15:04:27	Dark	40.500	141	Bet Ara	2.8400	4600.0	81	26246	No
160	GOM_NL__2PRFIN20070308_150821_000000392056_00140_26246_8916.N1	08-MAR-2007 15:08:21	Dark	38.500	134	Bet TrA	2.8100	6600.0	77	26246	No

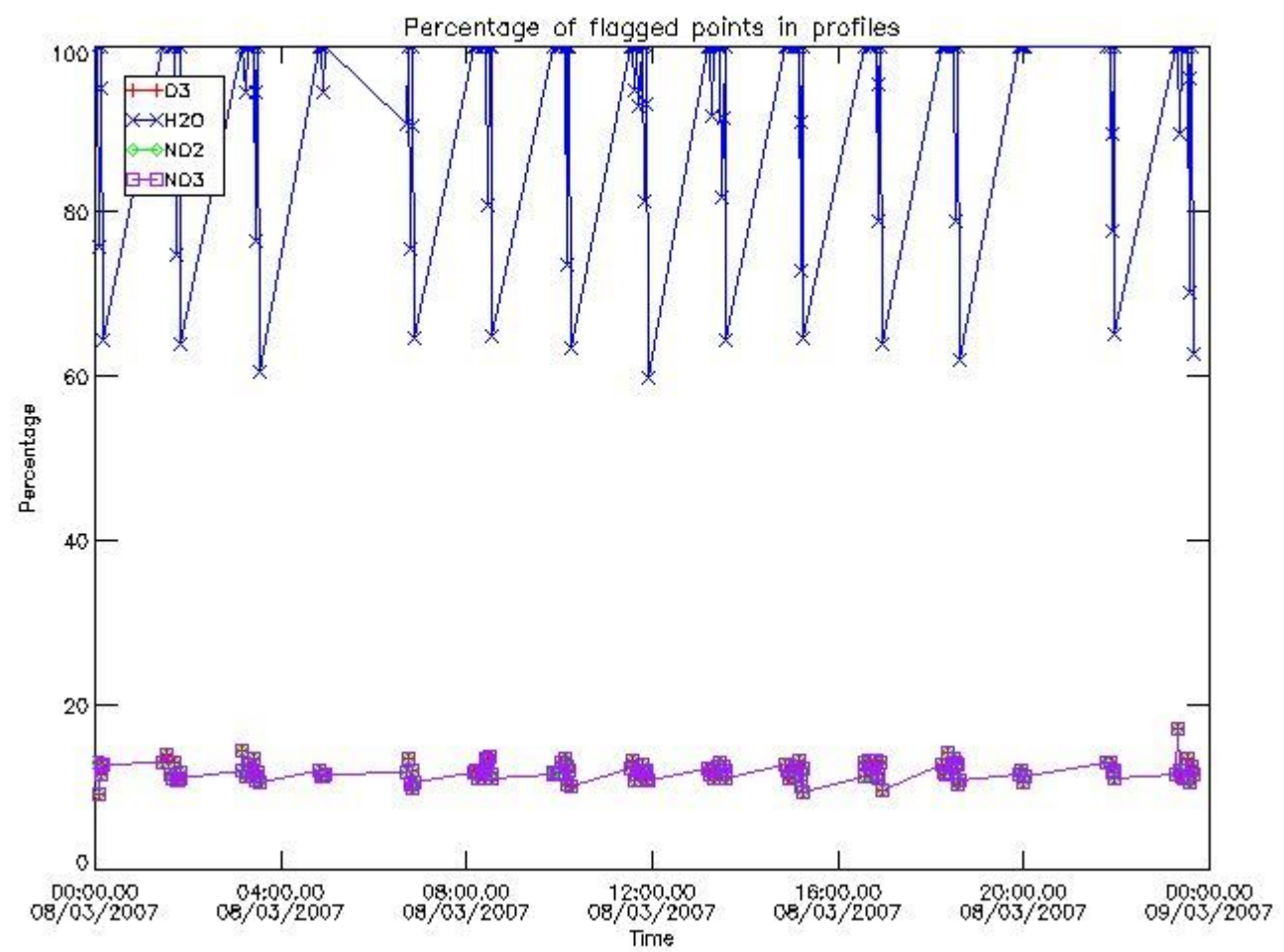
161	GOM_NL__2PRFIN20070308_151101_000000452056_00140_26246_8917.N1	08-MAR-2007 15:11:01	Dark	44.500	4	Alp1Cen	-0.010000	5800.0	89	26246	No
162	GOM_NL__2PRFIN20070308_151219_000000502056_00140_26246_8918.N1	08-MAR-2007 15:12:19	Dark	50.000	10	Bet Cen	0.610000	28000.	100	26246	No
163	GOM_NL__2PRFIN20070308_151416_000000422056_00140_26246_8919.N1	08-MAR-2007 15:14:16	Dark	41.500	77	Eps Cen	2.3030	28000.	83	26246	No
164	GOM_NL__2PRFIN20070308_151545_000000542056_00140_26246_8920.N1	08-MAR-2007 15:15:45	Dark	54.000	26	Gam Cru	1.6240	2900.0	108	26246	No
165	GOM_NL__2PRFIN20070308_151720_000000412056_00140_26246_8921.N1	08-MAR-2007 15:17:20	Straylight	41.000	64	Gam Cen	2.2000	10600.	82	26246	No
166	GOM_NL__2PRFIN20070308_153800_000000392056_00140_26246_8922.N1	08-MAR-2007 15:38:00	Bright	39.000	22	32Alp Leo	1.3600	15200.	78	26246	No
167	GOM_NL__2PRFIN20070308_154025_000000402056_00140_26246_8923.N1	08-MAR-2007 15:40:25	Bright	40.000	51	41Gam1Leo	2.0100	4500.0	80	26246	No
168	GOM_NL__2PRFIN20070308_154846_000000532056_00140_26246_8924.N1	08-MAR-2007 15:48:46	Bright	53.000	174	52Psi UMa	3.0040	4400.0	106	26246	No
169	GOM_NL__2PRFIN20070308_155146_000000402056_00140_26246_8925.N1	08-MAR-2007 15:51:46	Bright	39.500	82	48Bet UMa	2.3650	10600.	79	26246	No
170	GOM_NL__2PRFIN20070308_155312_000000572056_00140_26246_8926.N1	08-MAR-2007 15:53:12	Bright	57.000	36	50Alp UMa	1.8000	6300.0	114	26246	No
171	GOM_NL__2PRFIN20070308_160024_000000422056_00140_26246_8927.N1	08-MAR-2007 16:00:24	Bright	41.500	60	7Bet UMi	2.0810	3950.0	83	26246	No
172	GOM_NL__2PRFIN20070308_161305_000000402056_00140_26246_8928.N1	08-MAR-2007 16:13:05	Bright	39.500	144	18Del Cyg	2.8600	11000.	79	26246	No
173	GOM_NL__2PRFIN20070308_161422_000000382056_00140_26246_8929.N1	08-MAR-2007 16:14:22	Bright	37.500	66	37Gam Cyg	2.2080	5900.0	75	26246	No
174	GOM_NL__2PRFIN20070308_162323_000000472056_00140_26246_8930.N1	08-MAR-2007 16:23:23	Bright	46.500	168	17Zet Aql	2.9860	11000.	93	26246	No
175	GOM_NL__2PRFIN20070308_163327_000000452056_00140_26246_8931.N1	08-MAR-2007 16:33:27	Dark	45.000	155	41Pi Sgr	2.9000	6600.0	90	26246	No
176	GOM_NL__2PRFIN20070308_163523_000000432056_00140_26246_8932.N1	08-MAR-2007 16:35:23	Dark	43.000	57	34Sig Sgr	2.0660	26000.	86	26246	No
177	GOM_NL__2PRFIN20070308_163840_000000432056_00140_26246_8933.N1	08-MAR-2007 16:38:40	Dark	42.500	38	20Eps Sgr	1.8360	11000.	85	26246	No
178	GOM_NL__2PRFIN20070308_164143_000000452056_00140_26246_8934.N1	08-MAR-2007 16:41:43	Dark	45.000	85	Kap Sco	2.4070	28000.	90	26246	No
179	GOM_NL__2PRFIN20070308_164503_000000422056_00141_26247_8951.N1	08-MAR-2007 16:45:03	Dark	41.500	141	Bet Ara	2.8400	4600.0	83	26247	No
180	GOM_NL__2PRFIN20070308_164857_000000392056_00141_26247_8952.N1	08-MAR-2007 16:48:57	Dark	38.500	134	Bet TrA	2.8100	6600.0	77	26247	No
181	GOM_NL__2PRFIN20070308_165138_000000462056_00141_26247_8953.N1	08-MAR-2007 16:51:38	Dark	45.500	4	Alp1Cen	-0.010000	5800.0	91	26247	No
182	GOM_NL__2PRFIN20070308_165255_000000452056_00141_26247_8954.N1	08-MAR-2007 16:52:55	Dark	44.500	10	Bet Cen	0.610000	28000.	89	26247	No
183	GOM_NL__2PRFIN20070308_165452_000000432056_00141_26247_8955.N1	08-MAR-2007 16:54:52	Dark	43.000	77	Eps Cen	2.3030	28000.	86	26247	No
184	GOM_NL__2PRFIN20070308_165621_000000532056_00141_26247_8956.N1	08-MAR-2007 16:56:21	Dark	53.000	26	Gam Cru	1.6240	2900.0	106	26247	No
185	GOM_NL__2PRFIN20070308_165756_000000422056_00141_26247_8957.N1	08-MAR-2007 16:57:56	Straylight	41.500	64	Gam Cen	2.2000	10600.	83	26247	No
186	GOM_NL__2PRFIN20070308_171836_000000392056_00141_26247_8958.N1	08-MAR-2007 17:18:36	Bright	38.500	22	32Alp Leo	1.3600	15200.	77	26247	No
187	GOM_NL__2PRFIN20070308_172101_000000412056_00141_26247_8959.N1	08-MAR-2007 17:21:01	Bright	40.500	51	41Gam1Leo	2.0100	4500.0	81	26247	No
188	GOM_NL__2PRFIN20070308_172922_000000432056_00141_26247_8960.N1	08-MAR-2007 17:29:22	Bright	43.000	174	52Psi UMa	3.0040	4400.0	86	26247	No
189	GOM_NL__2PRFIN20070308_173222_000000402056_00141_26247_8961.N1	08-MAR-2007 17:32:22	Bright	39.500	82	48Bet UMa	2.3650	10600.	79	26247	No
190	GOM_NL__2PRFIN20070308_173347_000000422056_00141_26247_8962.N1	08-MAR-2007 17:33:47	Bright	41.500	36	50Alp UMa	1.8000	6300.0	83	26247	No
191	GOM_NL__2PRFIN20070308_174100_000000412056_00141_26247_8963.N1	08-MAR-2007 17:41:00	Bright	41.000	60	7Bet UMi	2.0810	3950.0	82	26247	No
192	GOM_NL__2PRFIN20070308_175341_000000372056_00141_26247_8964.N1	08-MAR-2007 17:53:41	Bright	36.500	144	18Del Cyg	2.8600	11000.	73	26247	No
193	GOM_NL__2PRFIN20070308_175458_000000352056_00141_26247_8965.N1	08-MAR-2007 17:54:58	Bright	35.000	66	37Gam Cyg	2.2080	5900.0	70	26247	No
194	GOM_NL__2PRFIN20070308_180400_000000442056_00141_26247_8966.N1	08-MAR-2007 18:04:00	Bright	44.000	168	17Zet Aql	2.9860	11000.	88	26247	No
195	GOM_NL__2PRFIN20070308_181404_000000402056_00141_26247_8967.N1	08-MAR-2007 18:14:04	Dark	40.000	155	41Pi Sgr	2.9000	6600.0	80	26247	No
196	GOM_NL__2PRFIN20070308_181559_000000432056_00141_26247_8968.N1	08-MAR-2007 18:15:59	Dark	43.000	57	34Sig Sgr	2.0660	26000.	86	26247	No
197	GOM_NL__2PRFIN20070308_181916_000000452056_00141_26247_8969.N1	08-MAR-2007 18:19:16	Dark	44.500	38	20Eps Sgr	1.8360	11000.	89	26247	No
198	GOM_NL__2PRFIN20070308_182219_000000432056_00141_26247_8970.N1	08-MAR-2007 18:22:19	Dark	43.000	85	Kap Sco	2.4070	28000.	86	26247	No
199	GOM_NL__2PRFIN20070308_182540_000000412056_00142_26248_9448.N1	08-MAR-2007 18:25:40	Dark	41.000	141	Bet Ara	2.8400	4600.0	82	26248	No
200	GOM_NL__2PRFIN20070308_182934_000000382056_00142_26248_9449.N1	08-MAR-2007 18:29:34	Dark	37.500	134	Bet TrA	2.8100	6600.0	75	26248	No
201	GOM_NL__2PRFIN20070308_183215_000000432056_00142_26248_9450.N1	08-MAR-2007 18:32:15	Dark	43.000	4	Alp1Cen	-0.010000	5800.0	86	26248	No
202	GOM_NL__2PRFIN20070308_183332_000000502056_00142_26248_9451.N1	08-MAR-2007 18:33:32	Dark	49.500	10	Bet Cen	0.610000	28000.	99	26248	No
203	GOM_NL__2PRFIN20070308_183529_000000402056_00142_26248_9452.N1	08-MAR-2007 18:35:29	Dark	40.000	77	Eps Cen	2.3030	28000.	80	26248	No
204	GOM_NL__2PRFIN20070308_183658_000000472056_00142_26248_9453.N1	08-MAR-2007 18:36:58	Dark	46.500	26	Gam Cru	1.6240	2900.0	93	26248	No
205	GOM_NL__2PRFIN20070308_183833_000000432056_00142_26248_9454.N1	08-MAR-2007 18:38:33	Straylight	42.500	64	Gam Cen	2.2000	10600.	85	26248	No
206	GOM_NL__2PRFIN20070308_185911_000000392056_00142_26248_9455.N1	08-MAR-2007 18:59:11	Bright	38.500	22	32Alp Leo	1.3600	15200.	77	26248	No
207	GOM_NL__2PRFIN20070308_190137_000000412056_00142_26248_9456.N1	08-MAR-2007 19:01:37	Bright	40.500	51	41Gam1Leo	2.0100	4500.0	81	26248	No
208	GOM_NL__2PRFIN20070308_190957_000000422056_00142_26248_9457.N1	08-MAR-2007 19:09:57	Bright	41.500	174	52Psi UMa	3.0040	4400.0	83	26248	No
209	GOM_NL__2PRFIN20070308_191258_000000402056_00142_26248_9458.N1	08-MAR-2007 19:12:58	Bright	40.000	82	48Bet UMa	2.3650	10600.	80	26248	No
210	GOM_NL__2PRFIN20070308_191423_000000402056_00142_26248_9459.N1	08-MAR-2007 19:14:23	Bright	39.500	36	50Alp UMa	1.8000	6300.0	79	26248	No
211	GOM_NL__2PRFIN20070308_192135_000000422056_00142_26248_9460.N1	08-MAR-2007 19:21:35	Bright	42.000	60	7Bet UMi	2.0810	3950.0	84	26248	No
212	GOM_NL__2PRFIN20070308_193417_000000372056_00142_26248_9461.N1	08-MAR-2007 19:34:17	Bright	36.500	144	18Del Cyg	2.8600	11000.	73	26248	No
213	GOM_NL__2PRFIN20070308_193534_000000352056_00142_26248_9462.N1	08-MAR-2007 19:35:34	Bright	34.500	66	37Gam Cyg	2.2080	5900.0	69	26248	No
214	GOM_NL__2PRFIN20070308_194436_000000472056_00142_26248_9463.N1	08-MAR-2007 19:44:36	Bright	46.500	168	17Zet Aql	2.9860	11000.	93	26248	No
215	GOM_NL__2PRFIN20070308_195441_000000442056_00142_26248_9464.N1	08-MAR-2007 19:54:41	Dark	44.000	155	41Pi Sgr	2.9000	6600.0	88	26248	No
216	GOM_NL__2PRFIN20070308_195636_000000432056_00142_26248_9465.N1	08-MAR-2007 19:56:36	Dark	42.500	57	34Sig Sgr	2.0660	26000.	85	26248	No
217	GOM_NL__2PRFIN20070308_195953_000000482056_00142_26248_9466.N1	08-MAR-2007 19:59:53	Dark	48.000	38	20Eps Sgr	1.8360	11000.	96	26248	No
218	GOM_NL__2PRFIN20070308_200256_000000452056_00142_26248_9467.N1	08-MAR-2007 20:02:56	Dark	45.000	85	Kap Sco	2.4070	28000.	90	26248	No
219	GOM_NL__2PRFIN20070308_214653_000000402056_00144_26250_8968.N1	08-MAR-2007 21:46:53	Dark	39.500	141	Bet Ara	2.8400	4600.0	79	26250	No

220	GOM_NL__2PRFIN20070308_215046_000000392056_00144_26250_8969.N1	08-MAR-2007 21:50:46	Dark	39.000	134	Bet TrA	2.8100	6600.0	78	26250	No
221	GOM_NL__2PRFIN20070308_215328_000000432056_00144_26250_8970.N1	08-MAR-2007 21:53:28	Dark	43.000	4	Alp1Cen	-0.010000	5800.0	86	26250	No
222	GOM_NL__2PRFIN20070308_215445_000000432056_00144_26250_8971.N1	08-MAR-2007 21:54:45	Dark	43.000	10	Bet Cen	0.61000	28000.	86	26250	No
223	GOM_NL__2PRFIN20070308_215642_000000432056_00144_26250_8972.N1	08-MAR-2007 21:56:42	Dark	42.500	77	Eps Cen	2.3030	28000.	85	26250	No
224	GOM_NL__2PRFIN20070308_215810_000000552056_00144_26250_8973.N1	08-MAR-2007 21:58:10	Dark	55.000	26	Gam Cru	1.6240	2900.0	110	26250	No
225	GOM_NL__2PRFIN20070308_215946_000000472056_00144_26250_8974.N1	08-MAR-2007 21:59:46	Straylight	46.500	64	Gam Cen	2.2000	10600.	93	26250	No
226	GOM_NL__2PRFIN20070308_222023_000000402056_00144_26250_8975.N1	08-MAR-2007 22:20:23	Bright	39.500	22	32Alp Leo	1.3600	15200.	79	26250	No
227	GOM_NL__2PRFIN20070308_222248_000000392056_00144_26250_8976.N1	08-MAR-2007 22:22:48	Bright	39.000	51	41Gam1Leo	2.0100	4500.0	78	26250	No
228	GOM_NL__2PRFIN20070308_223108_000000422056_00144_26250_8977.N1	08-MAR-2007 22:31:08	Bright	41.500	174	52Psi UMa	3.0040	4400.0	83	26250	No
229	GOM_NL__2PRFIN20070308_223409_000000382056_00144_26250_8978.N1	08-MAR-2007 22:34:09	Bright	38.000	82	48Bet UMa	2.3650	10600.	76	26250	No
230	GOM_NL__2PRFIN20070308_223534_000000392056_00144_26250_8979.N1	08-MAR-2007 22:35:34	Bright	39.000	36	50Alp UMa	1.8000	6300.0	78	26250	No
231	GOM_NL__2PRFIN20070308_224246_000000412056_00144_26250_8980.N1	08-MAR-2007 22:42:46	Bright	41.000	60	7Bet UMi	2.0810	3950.0	82	26250	No
232	GOM_NL__2PRFIN20070308_225529_000000362056_00144_26250_8981.N1	08-MAR-2007 22:55:29	Bright	35.500	144	18Del Cyg	2.8600	11000.	71	26250	No
233	GOM_NL__2PRFIN20070308_225646_000000362056_00144_26250_8982.N1	08-MAR-2007 22:56:46	Bright	36.000	66	37Gam Cyg	2.2080	5900.0	72	26250	No
234	GOM_NL__2PRFIN20070308_230548_000000462056_00144_26250_8983.N1	08-MAR-2007 23:05:48	Bright	46.000	168	17Zet Aql	2.9860	11000.	92	26250	No
235	GOM_NL__2PRFIN20070308_231553_000000442056_00144_26250_8984.N1	08-MAR-2007 23:15:53	Dark	44.000	155	41Pi Sgr	2.9000	6600.0	88	26250	No
236	GOM_NL__2PRFIN20070308_231749_000000422056_00144_26250_8985.N1	08-MAR-2007 23:17:49	Dark	41.500	57	34Sig Sgr	2.0660	26000.	83	26250	No
237	GOM_NL__2PRFIN20070308_232106_000000432056_00144_26250_8986.N1	08-MAR-2007 23:21:06	Dark	42.500	38	20Eps Sgr	1.8360	11000.	85	26250	No
238	GOM_NL__2PRFIN20070308_232410_000000452056_00144_26250_8987.N1	08-MAR-2007 23:24:10	Dark	45.000	85	Kap Sco	2.4070	28000.	90	26250	No
239	GOM_NL__2PRFIN20070308_232729_000000512056_00145_26251_8984.N1	08-MAR-2007 23:27:29	Dark	51.000	141	Bet Ara	2.8400	4600.0	102	26251	No
240	GOM_NL__2PRFIN20070308_233123_000000382056_00145_26251_8985.N1	08-MAR-2007 23:31:23	Dark	37.500	134	Bet TrA	2.8100	6600.0	75	26251	No
241	GOM_NL__2PRFIN20070308_233404_000000512056_00145_26251_8986.N1	08-MAR-2007 23:34:04	Dark	50.500	4	Alp1Cen	-0.010000	5800.0	101	26251	No
242	GOM_NL__2PRFIN20070308_233521_000000532056_00145_26251_8987.N1	08-MAR-2007 23:35:21	Dark	52.500	10	Bet Cen	0.61000	28000.	105	26251	No
243	GOM_NL__2PRFIN20070308_233718_000000412056_00145_26251_8988.N1	08-MAR-2007 23:37:18	Dark	41.000	77	Eps Cen	2.3030	28000.	82	26251	No
244	GOM_NL__2PRFIN20070308_233847_000000452056_00145_26251_8989.N1	08-MAR-2007 23:38:47	Dark	44.500	26	Gam Cru	1.6240	2900.0	89	26251	No
245	GOM_NL__2PRFIN20070308_234022_000000422056_00145_26251_8990.N1	08-MAR-2007 23:40:22	Straylight	41.500	64	Gam Cen	2.2000	10600.	83	26251	No

3. Quality information per product

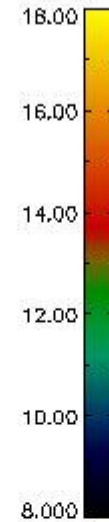
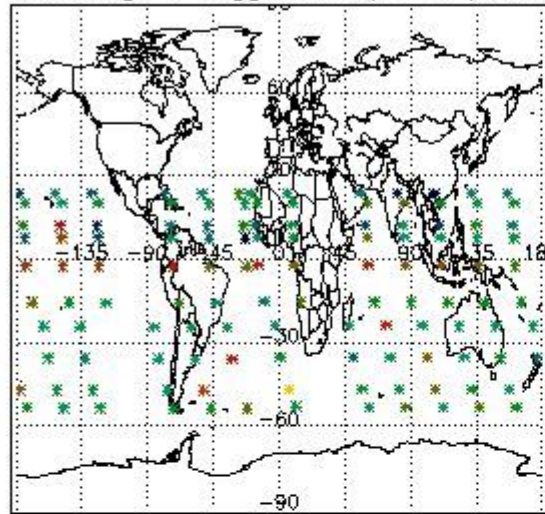
In this section it is plotted some information contained in the Quality Summary data set of the level 2 products. Only products in dark limb conditions and without errors (error flag in the MPH set to "0") are used.

3.1 Plot quality information per product (time dependant)

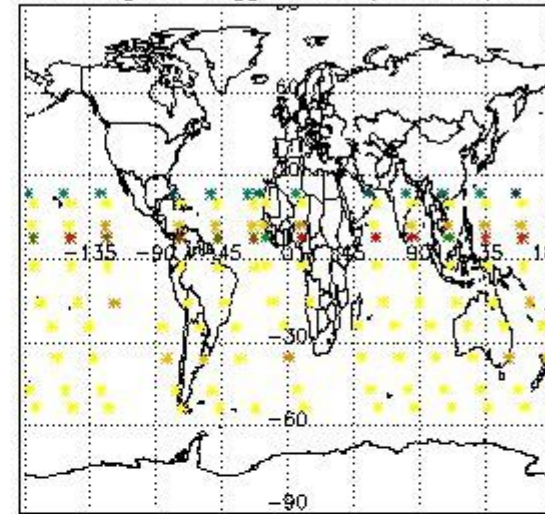


3.2 Plot quality information per product (world map)

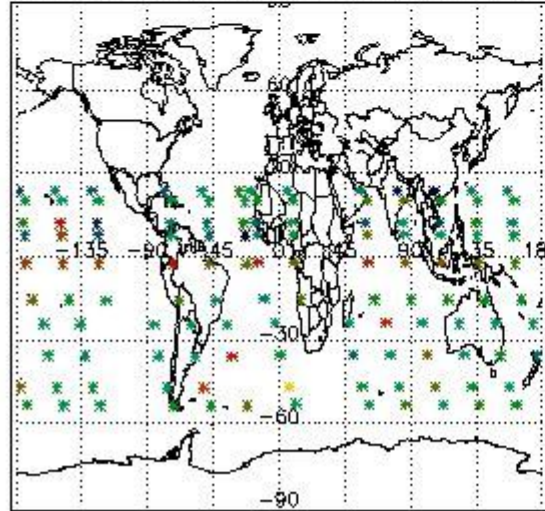
Percentage of flagged data per O3 profile



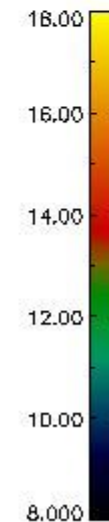
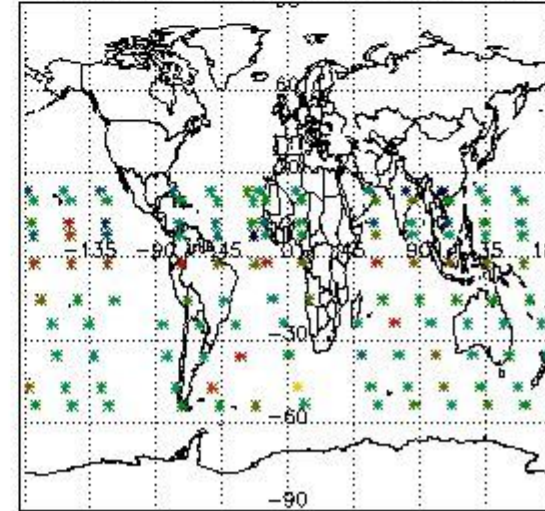
Percentage of flagged data per H2O profile



Percentage of flagged data per NO2 profile



Percentage of flagged data per NO3 profile

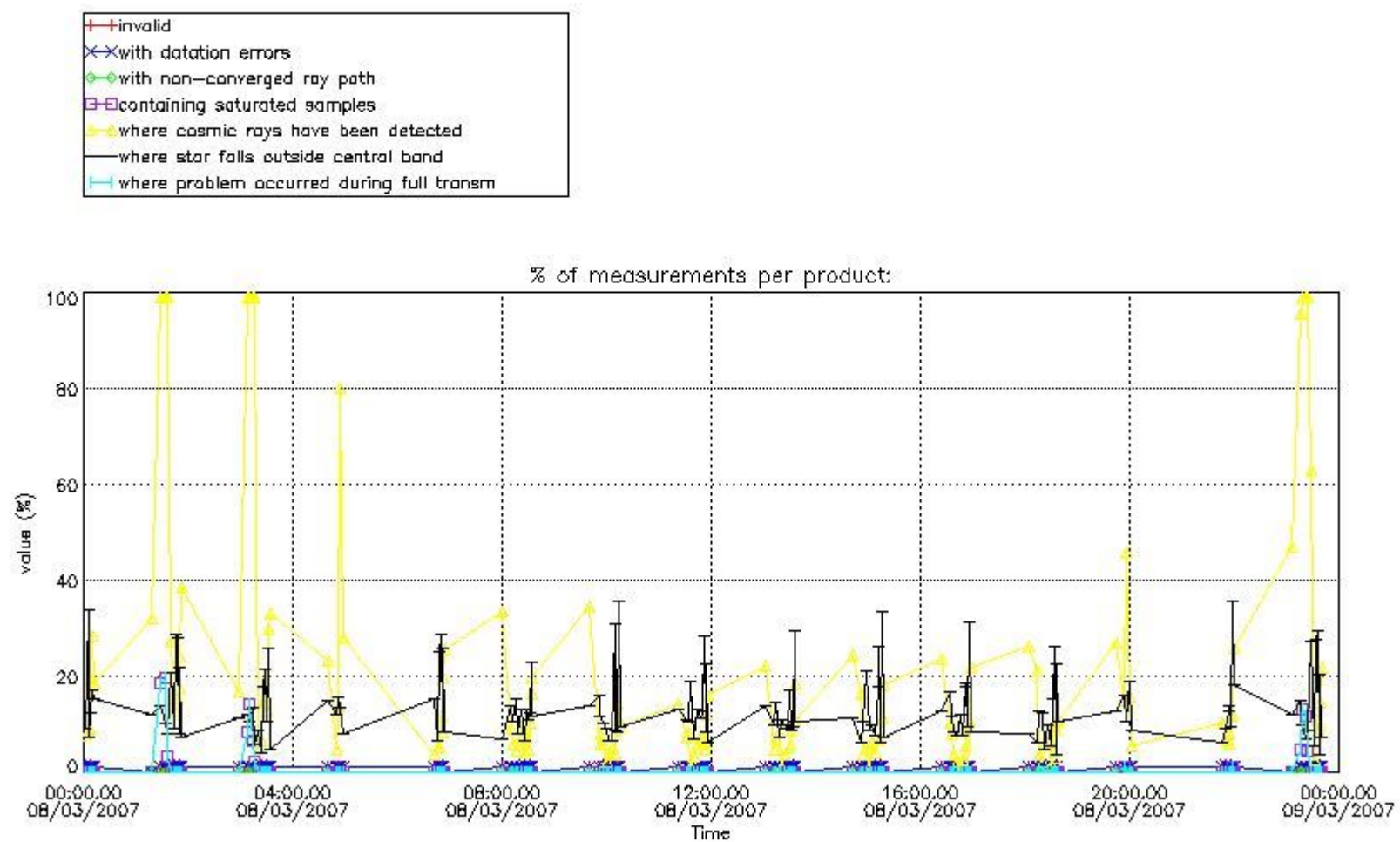


4. Level 1 quality information per product

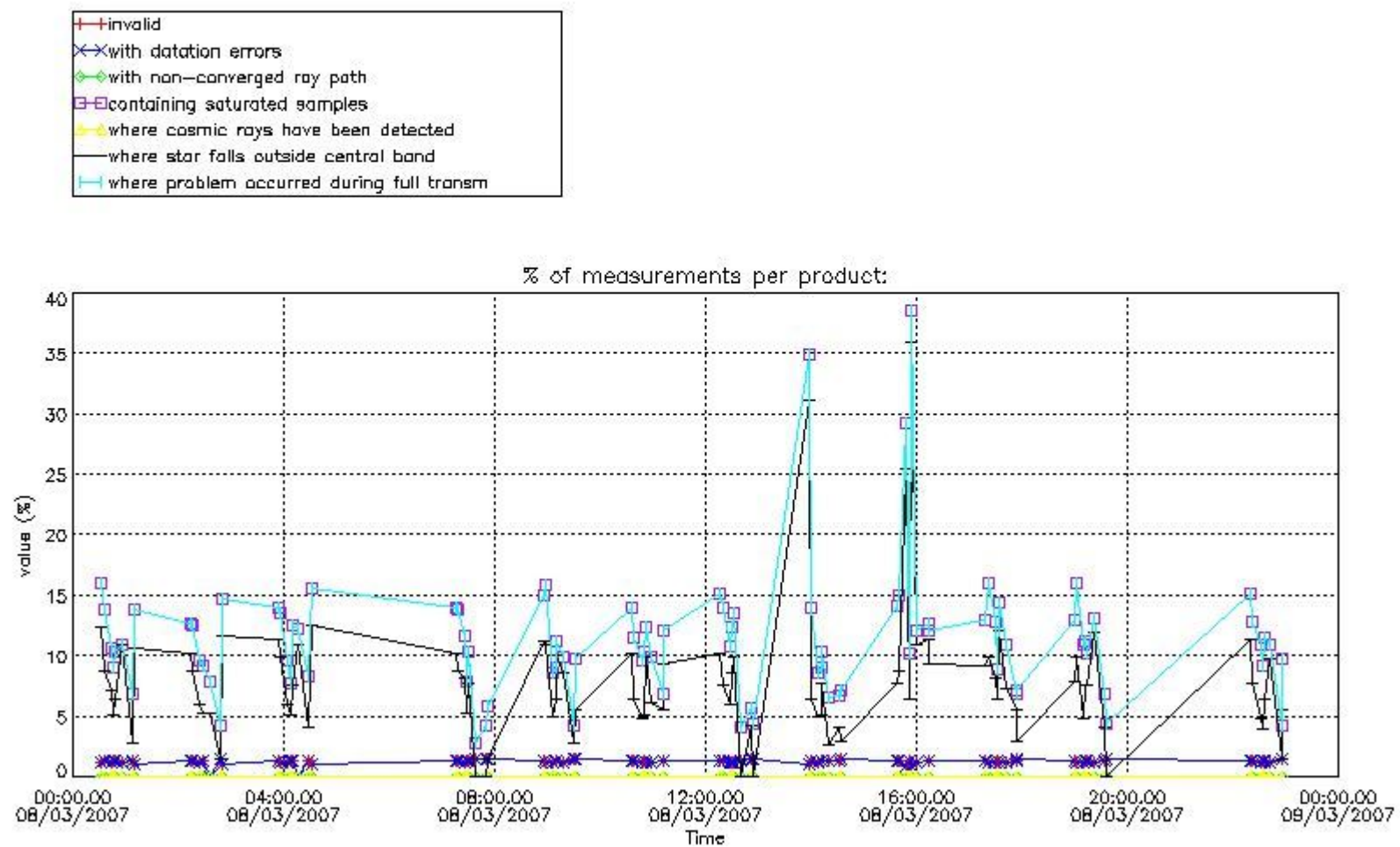
In this section it is plotted some information contained in the Quality Summary data set of the level 2 products that comes from the level 1b processing. Products without errors (error flag in the MPH set to "0") are used.

4.1 Plot quality information per product (time dependant) coming from level 1b processing

4.1.1 Plot level 1 quality information per product (time dependant): ENVISAT ASCENDING passes

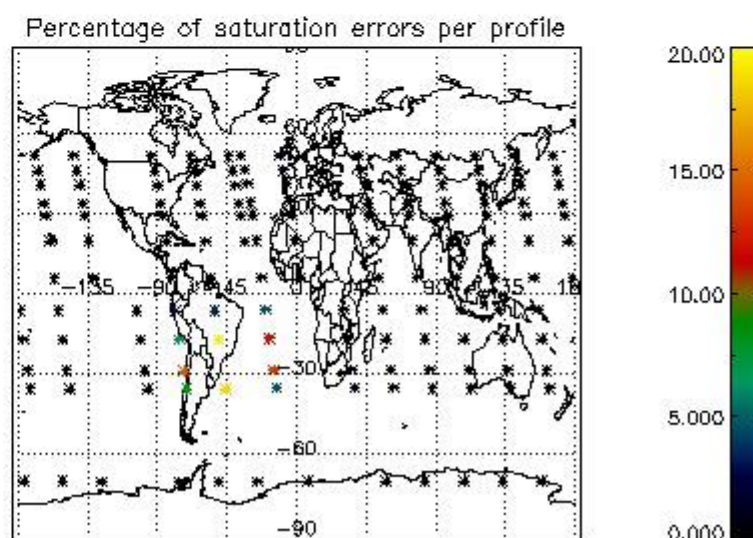
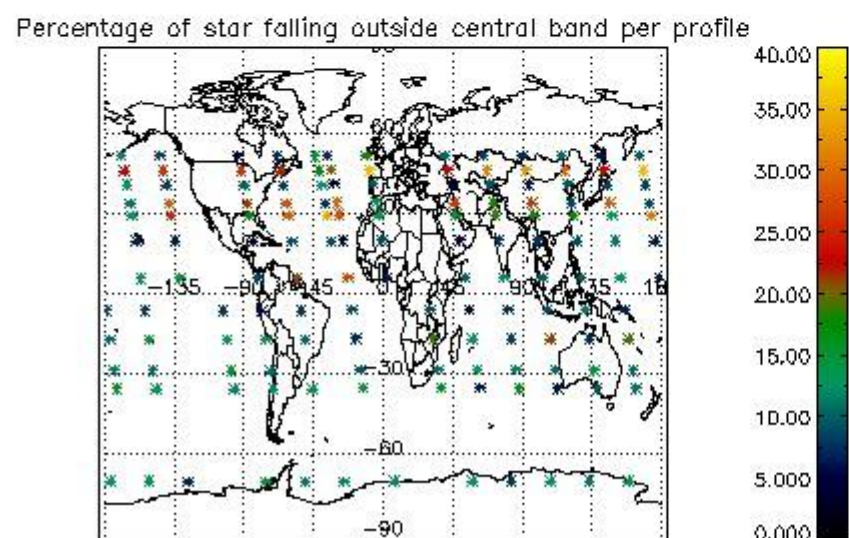
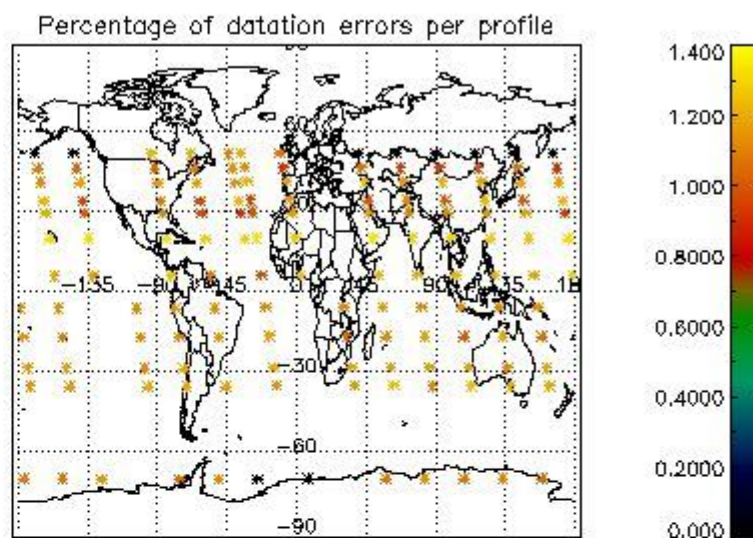
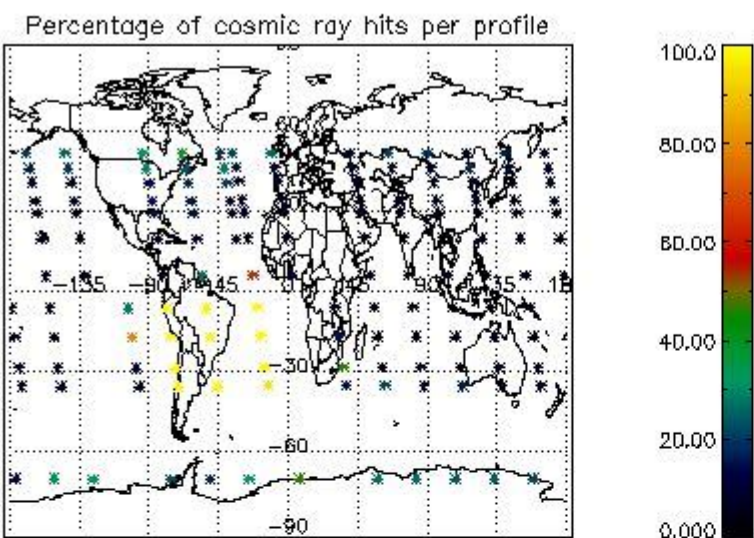


4.1.2 Plot level 1 quality information per product (time dependant): ENVI SAT DESCENDING passes



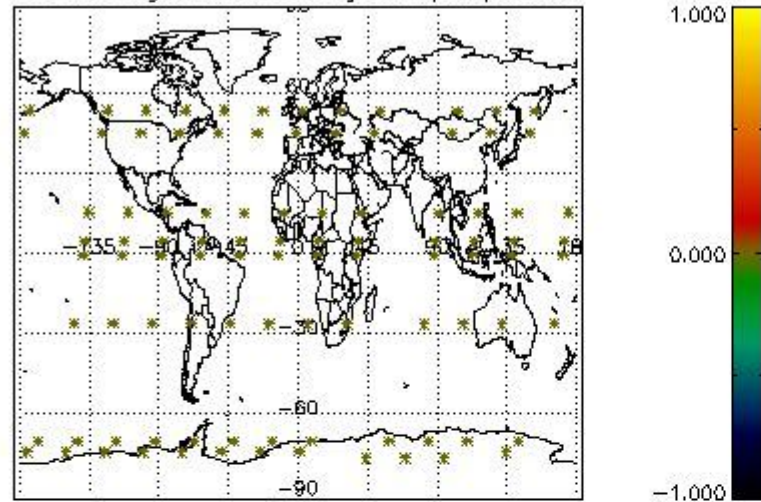
4.2 Plot quality information per product coming from level 1b processing (world map)

4.2.1 Plot level 1 quality information per product (world map): ENVISAT ASCENDING passes

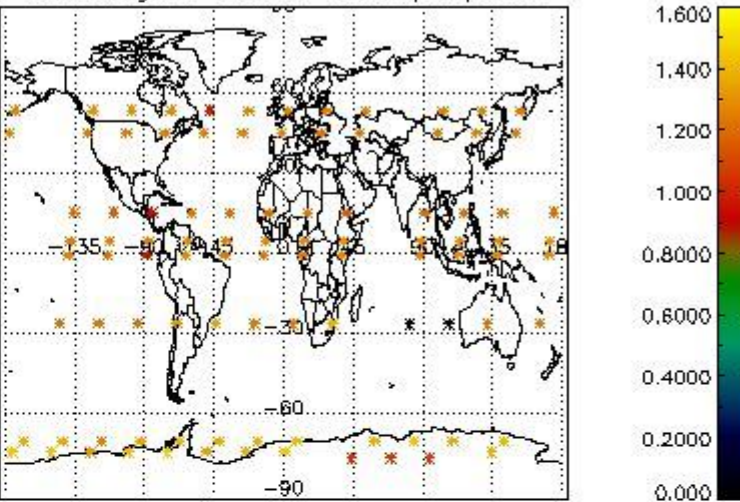


4.2.2 Plot level 1 quality information per product (world map): ENVISAT DESCENDING passes

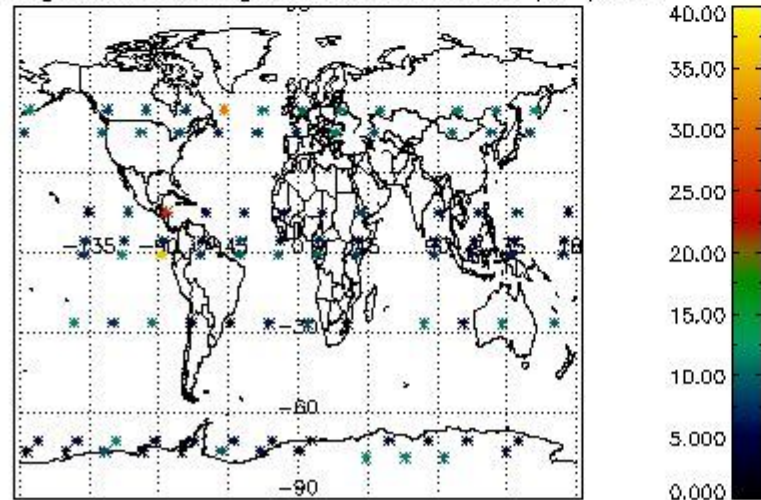
Percentage of cosmic ray hits per profile



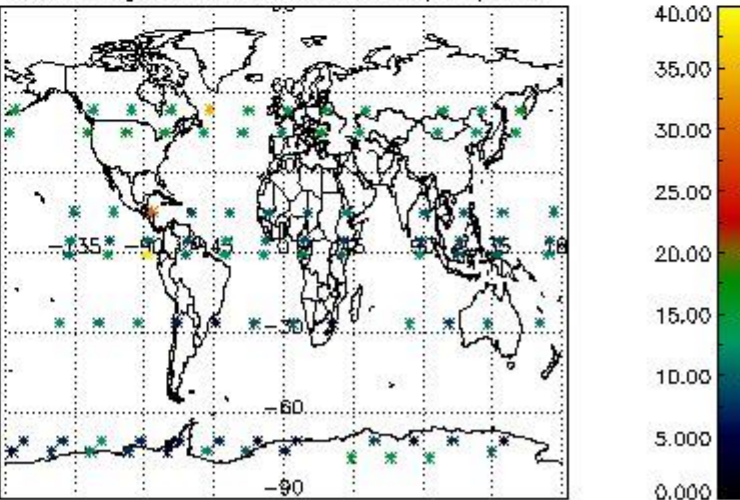
Percentage of datation errors per profile



Percentage of star falling outside central band per profile



Percentage of saturation errors per profile



5. Trace gas profiles

5.1 Ozone statistics based on quality of products

The final quality of the products can be "measured" using the STD (Standard Deviation) attached to every point profile. This information is written to the parameter GOM_NL__2P/NL_LOCAL_SPECIES_DENSITY/o3_std of the level 2 products. The table below shows the statistics for given STD ranges.

The statistics are given with respect to the overall valid production:

- Products without fatal errors: GOM_NL__2P/MPH/PRODUCT_ERR=0
- Valid point profile: GOM_NL__2P/NL_LOCAL_SPECIES_DENSITY/pcd(0)=0

The 'Criteria' is applied to valid points of dark limb products:

- Products in dark limb illumination condition: GOM_NL__2P/NL_SUMMARY_QUALITY/obs_ill_cond=0
- Products without fatal errors: GOM_NL__2P/MPH/PRODUCT_ERR=0
- Valid point profile: GOM_NL__2P/NL_LOCAL_SPECIES_DENSITY/pcd(0)=0

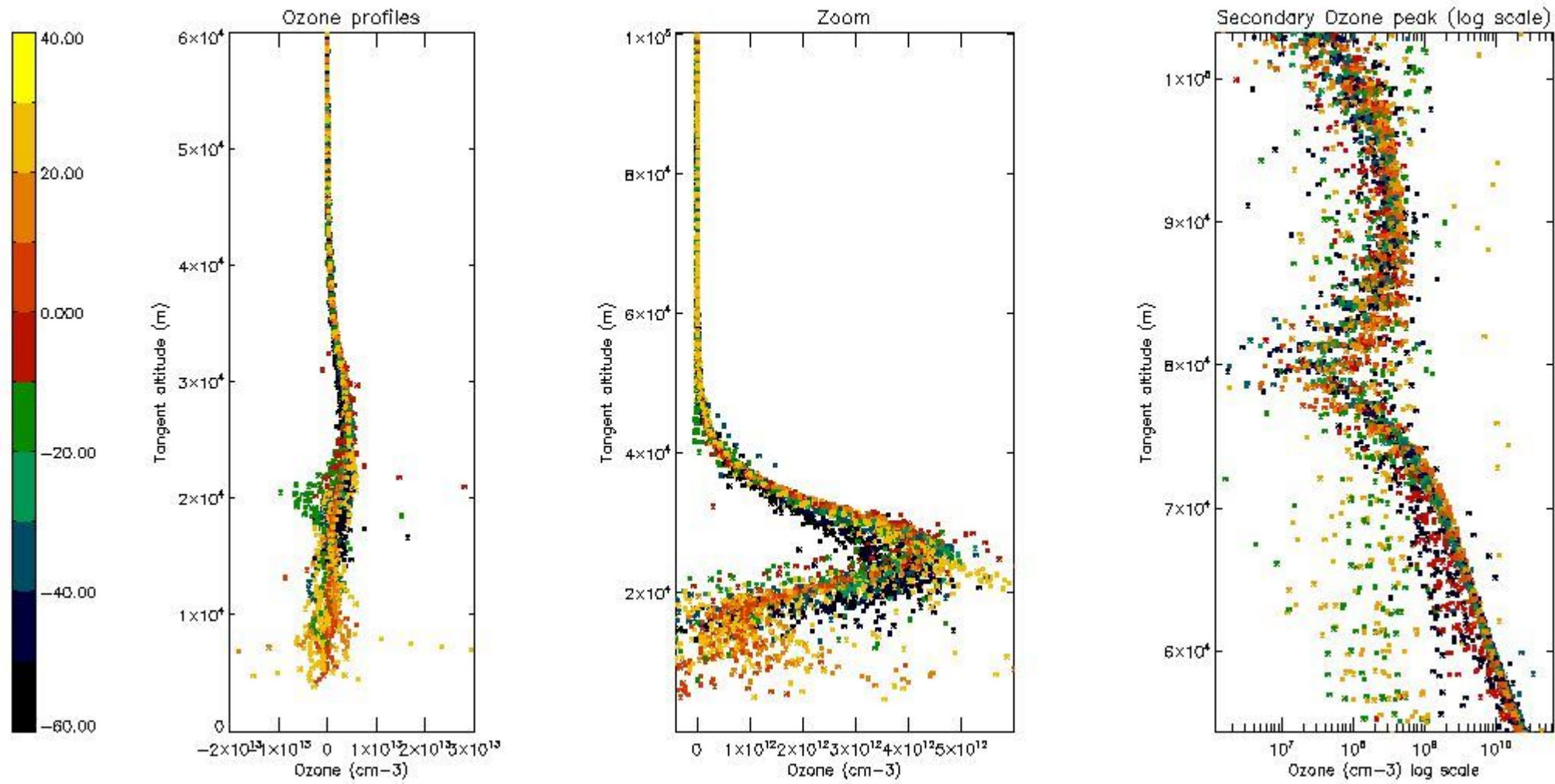
So, the table below shows the percentage of dark limb and valid observations for each criteria with respect to the overall valid daily observations.

Criteria	% of total production
All STD	54
STD < 20	29

STD < 10	22
STD < 5	15

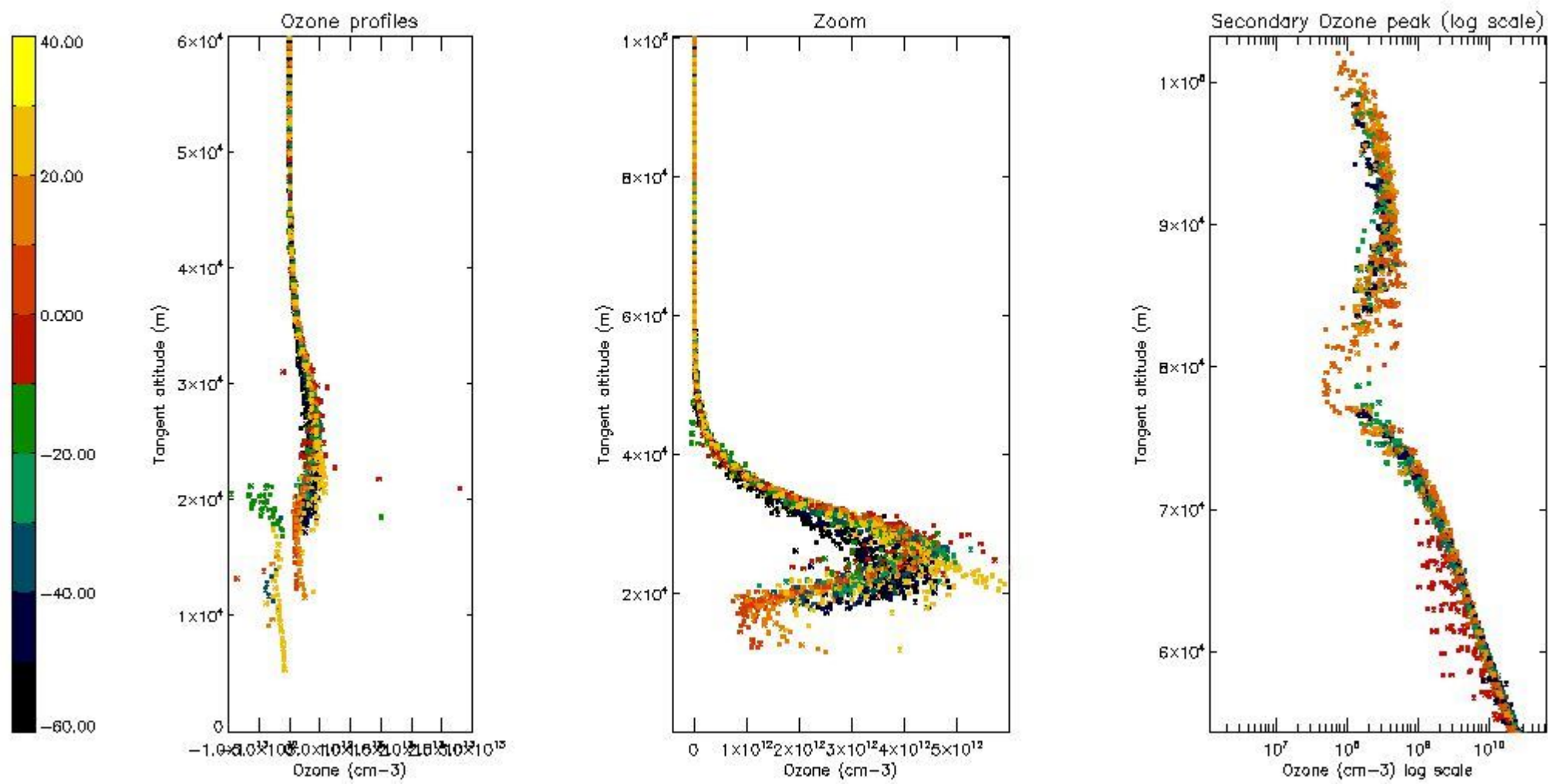
5.2 Plot ozone profiles for all STD (dark without errors)

The colorbar represents the latitude.



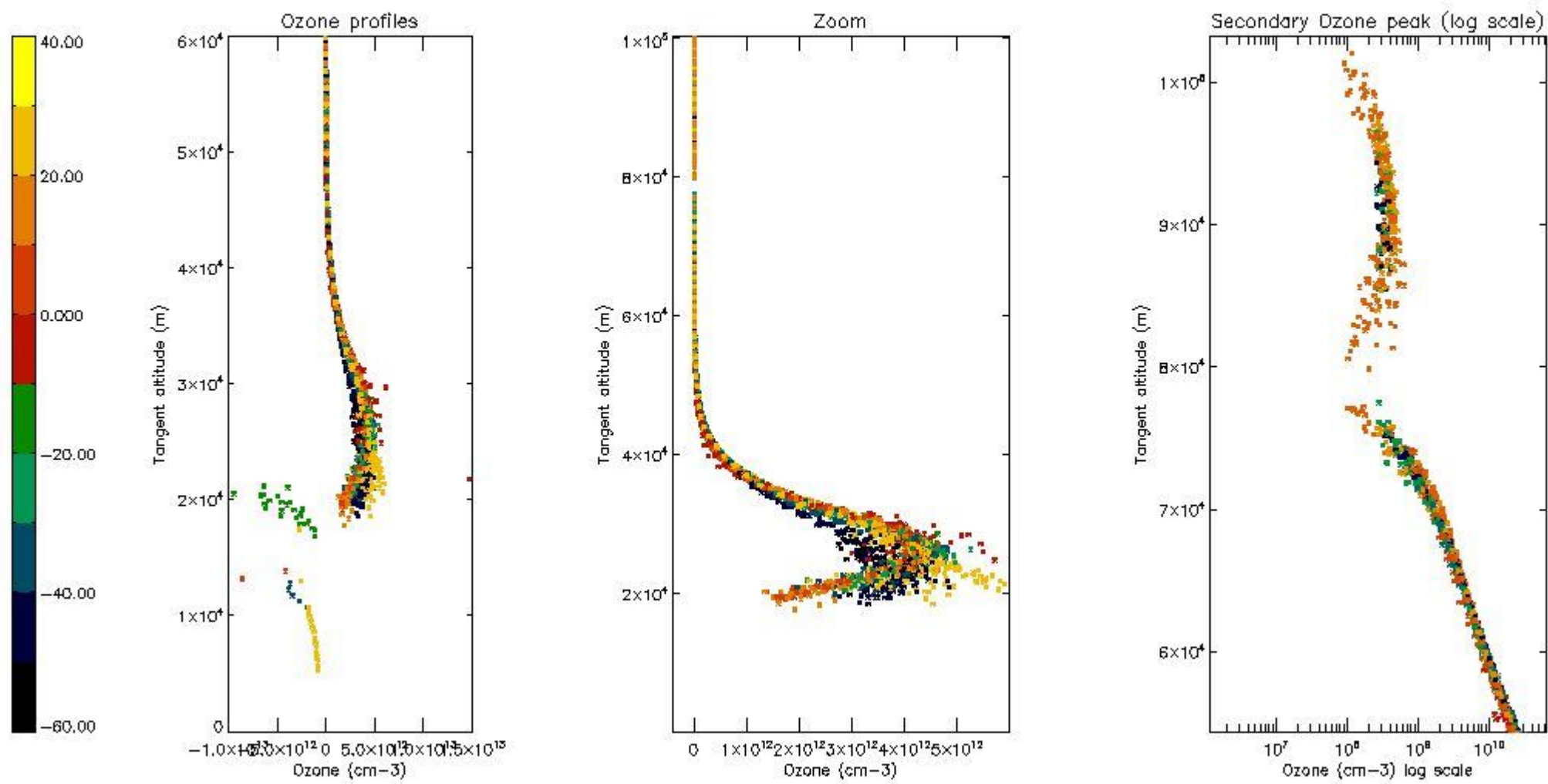
5.3 Plot ozone profiles where STD < 20% (dark without errors)

The colorbar represents the latitude.



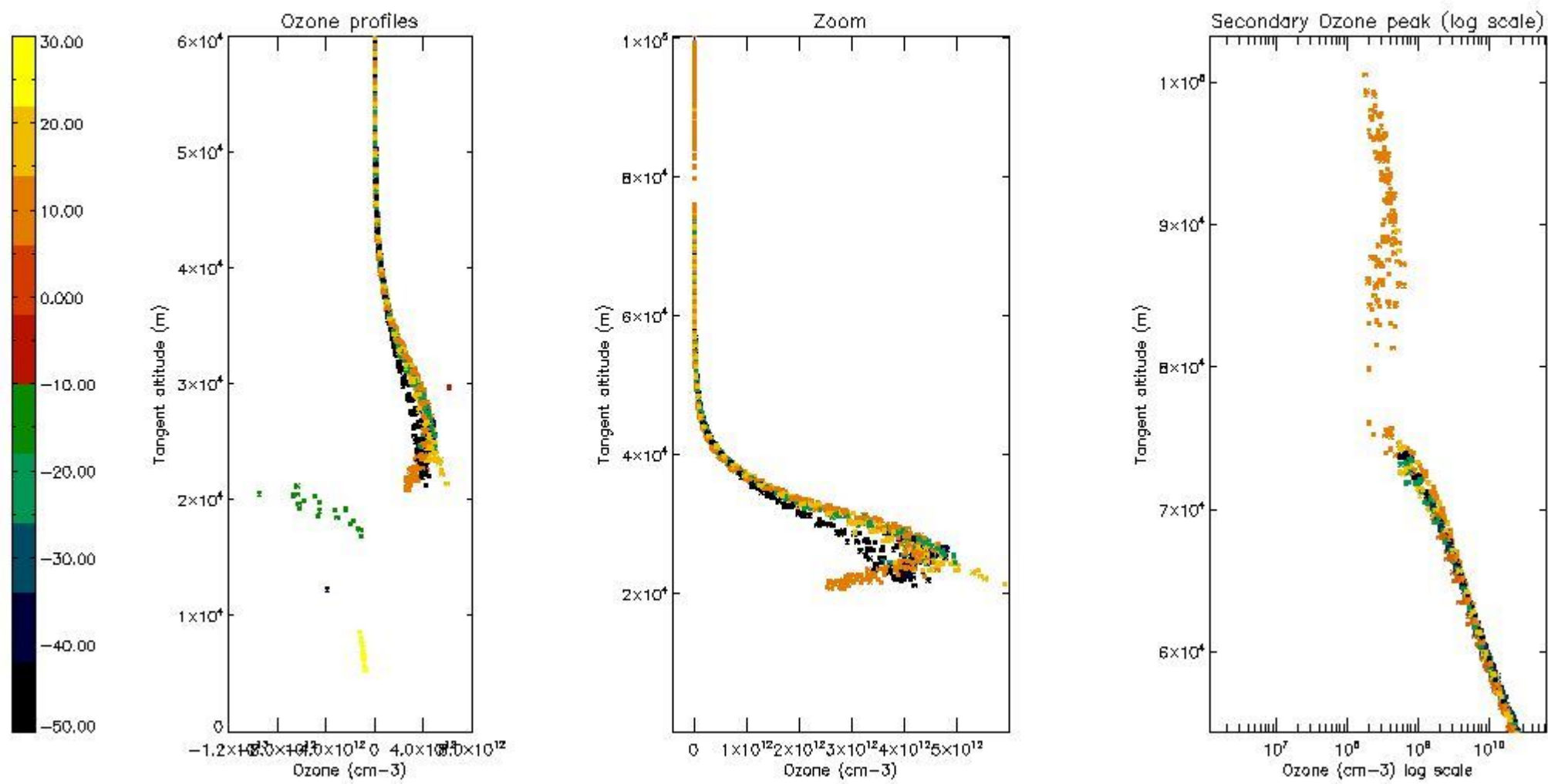
5.4 Plot ozone profiles where $STD < 10\%$ (dark without errors)

The colorbar represents the latitude.



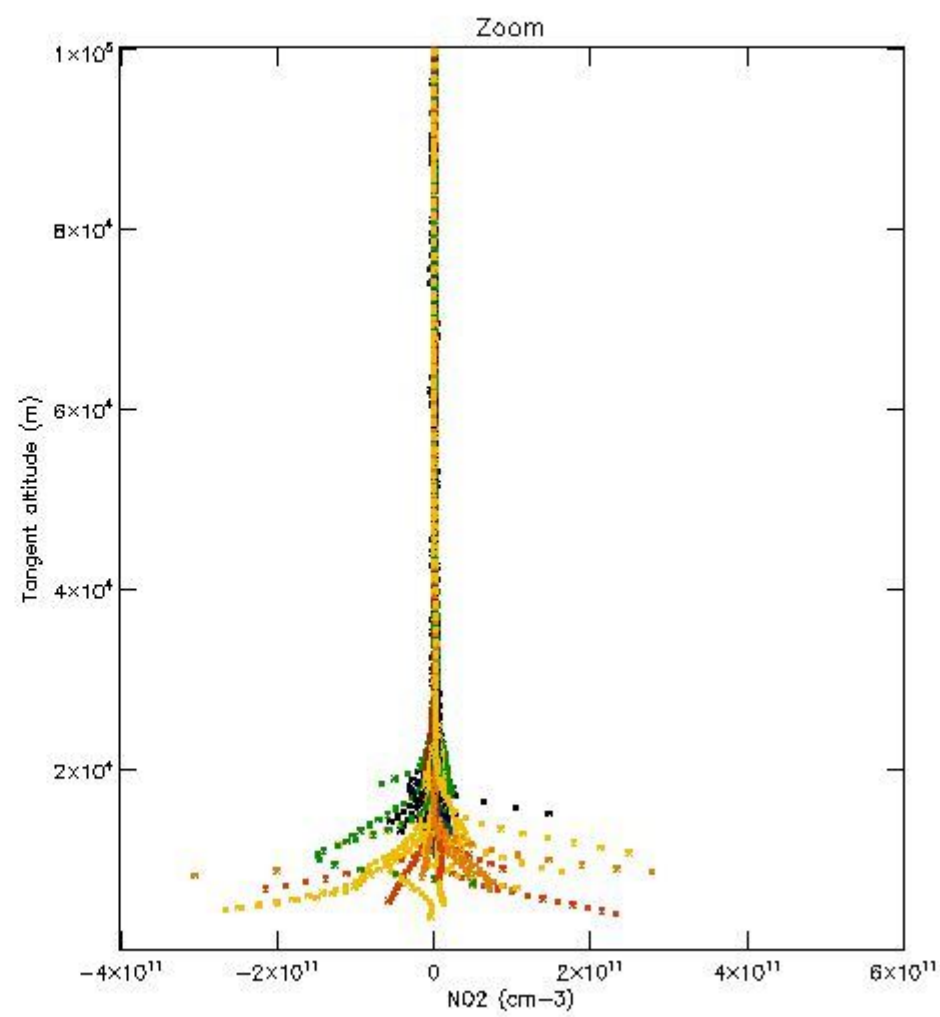
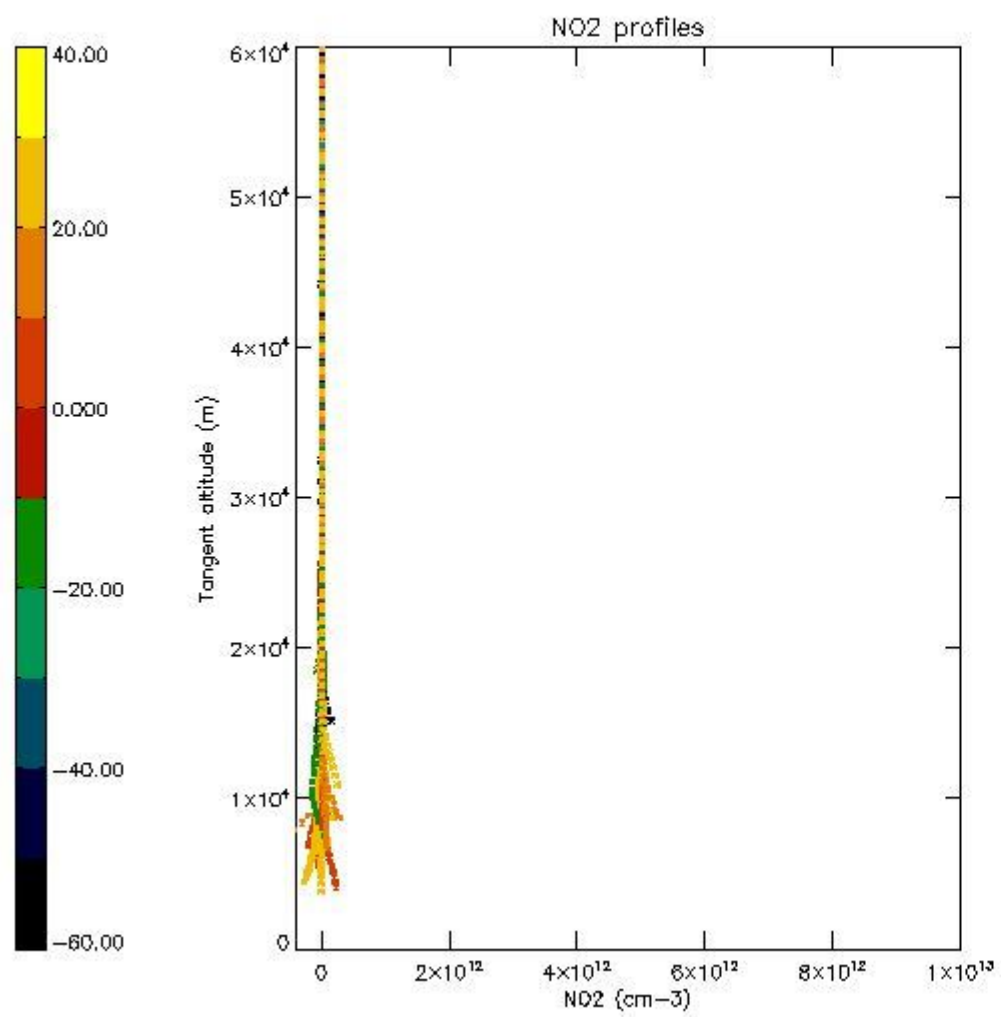
5.5 Plot ozone profiles where STD < 5% (dark without errors)

The colorbar represents the latitude.



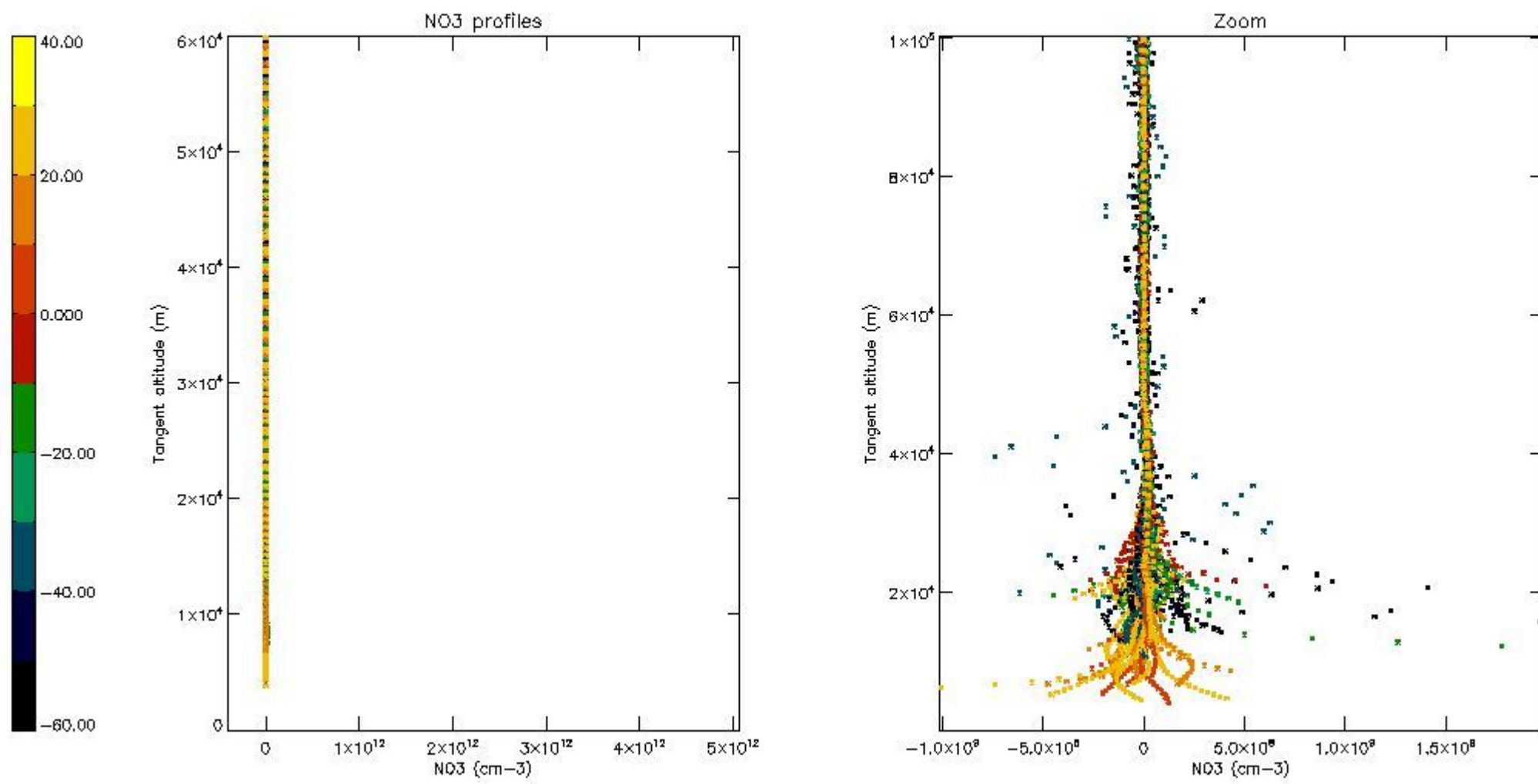
5.6 Plot NO₂ profiles for all STD (dark without errors)

The colorbar represents the latitude.



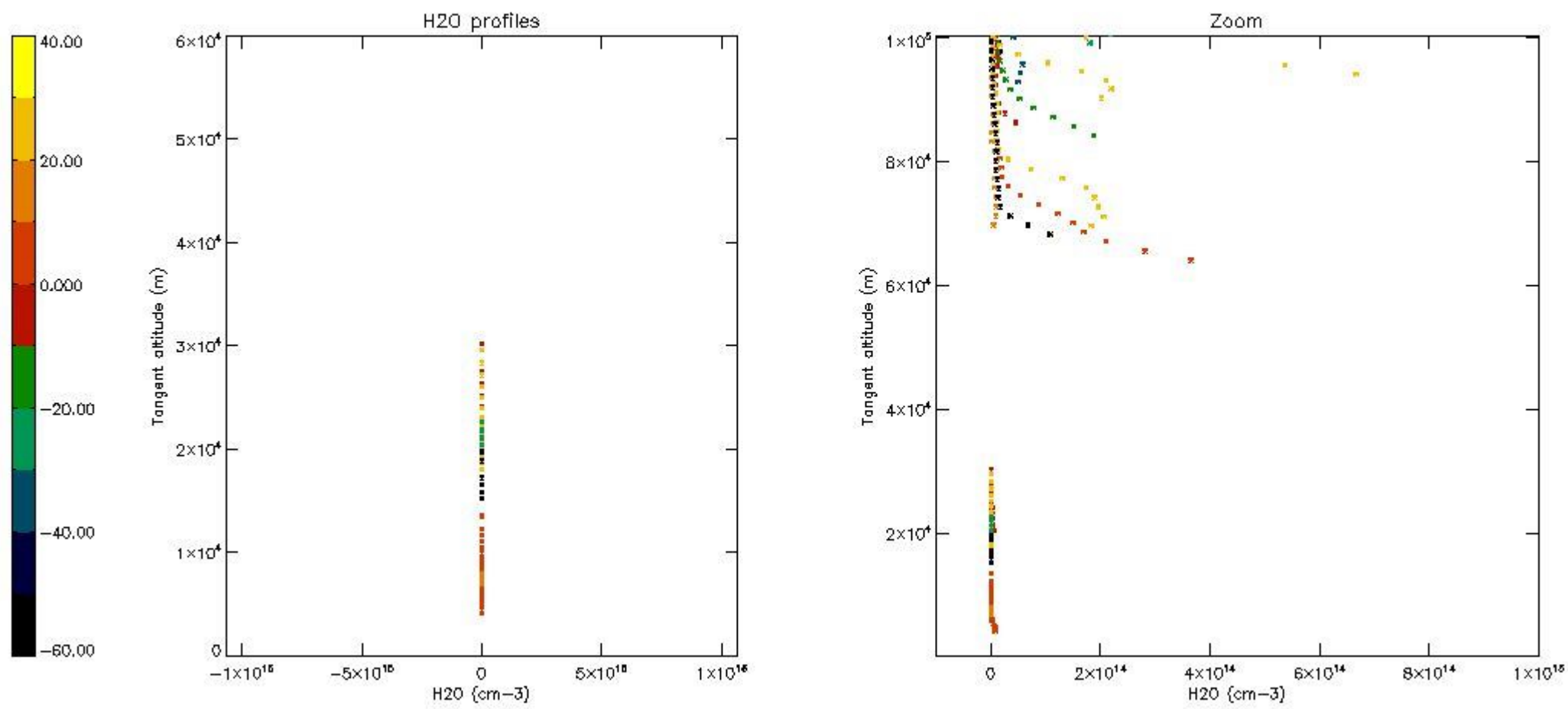
5.7 Plot NO3 profiles for all STD (dark without errors)

The colorbar represents the latitude.



5.8 Plot H₂O profiles for all STD (only for occultations of stars 1,2,3,4,13,14,16,26,63 dark without errors)

The colorbar represents the latitude.



6. Auxiliary Data Files used for the production reported in section 2

The number reported in the third column indicates since which file (see list in section 2) the corresponding auxiliary file has been used. The fourth column is the date of those product files.

Type	Auxiliary Filename	Used since product	Used since product date
INST_PHYS_CHARACTERISTICS	GOM_INS_AXVIEC20091111_143220_20030716_120000_20500101_000000	1	08-MAR-2007 00:02:52
LEVEL-2_PROC_CONFIG	GOM_PR2_AXVIEC20091111_152718_20020301_000000_20500101_000000	1	08-MAR-2007 00:02:52
CROSS_SECTIONS_FILE	GOM_CRS_AXVIEC20091111_154832_20020301_000000_20500101_000000	1	08-MAR-2007 00:02:52

GOMOS Level 2 Daily Report

SUMMARY

[1. General Info](#)

[2. Summary of processed GOM_NL_2P products](#)

[3. Level 2 Quality information per product](#)

[3.1 Plot of level 2 quality information per product \(time dependant\)](#)

[3.2 Plot of level 2 quality information per product \(world map\)](#)

[4. Level 1 Quality information per product \(stored on level 2 products\)](#)

[4.1 Plot of level 1 quality information per product \(time dependant\)](#)

[4.1.1 Plot of level 1 quality information per product \(time dependant\): ASCENDING](#)

[4.1.2 Plot of level 1 quality information per product \(time dependant\): DESCENDING](#)

[4.2 Plot of level 1 quality information per product \(world map\)](#)

[4.2.1 Plot of level 1 quality information per product \(world map\): ASCENDING](#)

[4.2.2 Plot of level 1 quality information per product \(world map\): DESCENDING](#)

[5. Ozone profiles based on quality statistics and other trace gas profiles](#)

[5.1 Ozone statistics based on quality of products](#)

[5.2 Plot ozone profiles for all STD \(dark without errors\)](#)

[5.3 Plot ozone profiles where STD < 20% \(dark without errors\)](#)

[5.4. Plot ozone profiles where STD < 10% \(dark without errors\)](#)

[5.5. Plot ozone profiles where STD < 5% \(dark without errors\)](#)

[5.6 Plot NO2 profiles for all STD \(dark without errors\)](#)

[5.7 Plot NO3 profiles for all STD \(dark without errors\)](#)

[5.8 Plot H2O profiles \(only for occultations of stars 1,2,3,4,13,14,16,26,63 dark without errors\) for all STD](#)

[6. Auxiliary Data Files used for the production reported in section 2](#)

This report presents the daily analysis on parameters extracted from GOMOS level 2 data (GOM_NL__2P). It is intended to monitor some important parameters that will impact the quality of these products. A list of level 2 products (and content) that have arrived during the reporting day to the PCF is also given.

Item	Value
Time of report generation	22APR2013 17:04:43
Data source version	GOMOS/6.01
Start time of products	08-03-2007 (08MAR2007 00:00:00)
Stop time of products	09-03-2007 (09MAR2007 00:00:00)
Store outputs in DB	Yes
Nb of level 2 prods	245
Nb of prods with errors	0

2. Summary of processed GOM_NL__2P products.

Nr	Filename	UTC Start time	Limb	Duration	Star Id	Star Name	Star Mag	Star Temp	Nb Meas	Orbit	Prod. error
1	GOM_NL__2PRFIN20070308_000252_000000392056_00131_26237_8777.N1	08-MAR-2007 00:02:52	Dark	39.000	134	Bet TrA	2.8100	6600.0	78	26237	No
2	GOM_NL__2PRFIN20070308_000533_000000562056_00131_26237_8778.N1	08-MAR-2007 00:05:33	Dark	56.000	4	Alp1Cen	-0.010000	5800.0	112	26237	No
3	GOM_NL__2PRFIN20070308_000650_000000412056_00131_26237_8779.N1	08-MAR-2007 00:06:50	Dark	40.500	10	Bet Cen	0.610000	28000.	81	26237	No
4	GOM_NL__2PRFIN20070308_000846_000000442056_00131_26237_8780.N1	08-MAR-2007 00:08:46	Dark	44.000	77	Eps Cen	2.3030	28000.	88	26237	No
5	GOM_NL__2PRFIN20070308_001017_000000442056_00131_26237_8781.N1	08-MAR-2007 00:10:17	Dark	44.000	26	Gam Cru	1.6240	2900.0	88	26237	No
6	GOM_NL__2PRFIN20070308_001152_000000462056_00131_26237_8782.N1	08-MAR-2007 00:11:52	Straylight	45.500	64	Gam Cen	2.2000	10600.	91	26237	No
7	GOM_NL__2PRFIN20070308_003237_000000412056_00131_26237_8783.N1	08-MAR-2007 00:32:37	Bright	40.500	22	32Alp Leo	1.3600	15200.	81	26237	No
8	GOM_NL__2PRFIN20070308_003503_000000402056_00131_26237_8784.N1	08-MAR-2007 00:35:03	Bright	40.000	51	41Gam1Leo	2.0100	4500.0	80	26237	No
9	GOM_NL__2PRFIN20070308_004327_000000432056_00131_26237_8785.N1	08-MAR-2007 00:43:27	Bright	42.500	174	52Psi UMa	3.0040	4400.0	85	26237	No
10	GOM_NL__2PRFIN20070308_004626_000000392056_00131_26237_8786.N1	08-MAR-2007 00:46:26	Bright	39.000	82	48Bet UMa	2.3650	10600.	78	26237	No
11	GOM_NL__2PRFIN20070308_004751_000000392056_00131_26237_8787.N1	08-MAR-2007 00:47:51	Bright	39.000	36	50Alp UMa	1.8000	6300.0	78	26237	No
12	GOM_NL__2PRFIN20070308_005504_000000412056_00131_26237_8788.N1	08-MAR-2007 00:55:04	Bright	41.000	60	7Bet UMi	2.0810	3950.0	82	26237	No
13	GOM_NL__2PRFIN20070308_010741_000000372056_00131_26237_8789.N1	08-MAR-2007 01:07:41	Bright	36.500	144	18Del Cyg	2.8600	11000.	73	26237	No
14	GOM_NL__2PRFIN20070308_010948_000000472056_00131_26237_8790.N1	08-MAR-2007 01:09:48	Bright	47.000	5	3Alp Lyr	0.033000	11000.	94	26237	No
15	GOM_NL__2PRFIN20070308_011756_000000462056_00131_26237_8791.N1	08-MAR-2007 01:17:56	Bright	45.500	168	17Zet Aql	2.9860	11000.	91	26237	No
16	GOM_NL__2PRFIN20070308_012759_000000432056_00131_26237_8792.N1	08-MAR-2007 01:27:59	Dark	43.000	155	41Pi Sgr	2.9000	6600.0	86	26237	No
17	GOM_NL__2PRFIN20070308_013309_000000442056_00131_26237_8793.N1	08-MAR-2007 01:33:09	Dark	43.500	38	20Eps Sgr	1.8360	11000.	87	26237	No
18	GOM_NL__2PRFIN20070308_013611_000000442056_00131_26237_8794.N1	08-MAR-2007 01:36:11	Dark	44.000	85	Kap Sco	2.4070	28000.	88	26237	No
19	GOM_NL__2PRFIN20070308_013934_000000462056_00132_26238_8787.N1	08-MAR-2007 01:39:34	Dark	46.000	141	Bet Ara	2.8400	4600.0	92	26238	No
20	GOM_NL__2PRFIN20070308_014329_000000392056_00132_26238_8788.N1	08-MAR-2007 01:43:29	Dark	39.000	134	Bet TrA	2.8100	6600.0	78	26238	No
21	GOM_NL__2PRFIN20070308_014609_000000522056_00132_26238_8789.N1	08-MAR-2007 01:46:09	Dark	52.000	4	Alp1Cen	-0.010000	5800.0	104	26238	No
22	GOM_NL__2PRFIN20070308_014727_000000522056_00132_26238_8790.N1	08-MAR-2007 01:47:27	Dark	52.000	10	Bet Cen	0.610000	28000.	104	26238	No
23	GOM_NL__2PRFIN20070308_014923_000000432056_00132_26238_8791.N1	08-MAR-2007 01:49:23	Dark	43.000	77	Eps Cen	2.3030	28000.	86	26238	No
24	GOM_NL__2PRFIN20070308_015054_000000462056_00132_26238_8792.N1	08-MAR-2007 01:50:54	Dark	46.000	26	Gam Cru	1.6240	2900.0	92	26238	No
25	GOM_NL__2PRFIN20070308_015228_000000422056_00132_26238_8793.N1	08-MAR-2007 01:52:28	Straylight	41.500	64	Gam Cen	2.2000	10600.	83	26238	No
26	GOM_NL__2PRFIN20070308_021313_000000402056_00132_26238_8794.N1	08-MAR-2007 02:13:13	Bright	39.500	22	32Alp Leo	1.3600	15200.	79	26238	No
27	GOM_NL__2PRFIN20070308_021539_000000402056_00132_26238_8795.N1	08-MAR-2007 02:15:39	Bright	40.000	51	41Gam1Leo	2.0100	4500.0	80	26238	No
28	GOM_NL__2PRFIN20070308_022403_000000422056_00132_26238_8796.N1	08-MAR-2007 02:24:03	Bright	41.500	174	52Psi UMa	3.0040	4400.0	83	26238	No
29	GOM_NL__2PRFIN20070308_022702_000000392056_00132_26238_8797.N1	08-MAR-2007 02:27:02	Bright	38.500	82	48Bet UMa	2.3650	10600.	77	26238	No
30	GOM_NL__2PRFIN20070308_022827_000000392056_00132_26238_8798.N1	08-MAR-2007 02:28:27	Bright	38.500	36	50Alp UMa	1.8000	6300.0	77	26238	No
31	GOM_NL__2PRFIN20070308_023539_000000392056_00132_26238_8799.N1	08-MAR-2007 02:35:39	Bright	38.500	60	7Bet UMi	2.0810	3950.0	77	26238	No
32	GOM_NL__2PRFIN20070308_024817_000000352056_00132_26238_8800.N1	08-MAR-2007 02:48:17	Bright	35.000	144	18Del Cyg	2.8600	11000.	70	26238	No
33	GOM_NL__2PRFIN20070308_025024_000000482056_00132_26238_8801.N1	08-MAR-2007 02:50:24	Bright	47.500	5	3Alp Lyr	0.033000	11000.	95	26238	No
34	GOM_NL__2PRFIN20070308_025832_000000452056_00132_26238_8802.N1	08-MAR-2007 02:58:32	Bright	45.000	168	17Zet Aql	2.9860	11000.	90	26238	No
35	GOM_NL__2PRFIN20070308_030835_000000422056_00132_26238_8803.N1	08-MAR-2007 03:08:35	Dark	42.000	155	41Pi Sgr	2.9000	6600.0	84	26238	No
36	GOM_NL__2PRFIN20070308_031030_000000422056_00132_26238_8804.N1	08-MAR-2007 03:10:30	Dark	42.000	57	34Sig Sgr	2.0660	26000.	84	26238	No
37	GOM_NL__2PRFIN20070308_031346_000000452056_00132_26238_8805.N1	08-MAR-2007 03:13:46	Dark	45.000	38	20Eps Sgr	1.8360	11000.	90	26238	No
38	GOM_NL__2PRFIN20070308_031648_000000442056_00132_26238_8806.N1	08-MAR-2007 03:16:48	Dark	43.500	85	Kap Sco	2.4070	28000.	87	26238	No
39	GOM_NL__2PRFIN20070308_032011_000000402056_00133_26239_8809.N1	08-MAR-2007 03:20:11	Dark	40.000	141	Bet Ara	2.8400	4600.0	80	26239	No
40	GOM_NL__2PRFIN20070308_032405_000000382056_00133_26239_8810.N1	08-MAR-2007 03:24:05	Dark	37.500	134	Bet TrA	2.8100	6600.0	75	26239	No
41	GOM_NL__2PRFIN20070308_032646_000000452056_00133_26239_8811.N1	08-MAR-2007 03:26:46	Dark	45.000	4	Alp1Cen	-0.010000	5800.0	90	26239	No
42	GOM_NL__2PRFIN20070308_032803_000000472056_00133_26239_8812.N1	08-MAR-2007 03:28:03	Dark	46.500	10	Bet Cen	0.610000	28000.	93	26239	No

43	GOM_NL__2PRFIN20070308_033000_000000432056_00133_26239_8813.N1	08-MAR-2007 03:30:00	Dark	43.000	77	Eps Cen	2.3030	28000.	86	26239	No
44	GOM_NL__2PRFIN20070308_033130_000000492056_00133_26239_8814.N1	08-MAR-2007 03:31:30	Dark	48.500	26	Gam Cru	1.6240	2900.0	97	26239	No
45	GOM_NL__2PRFIN20070308_033305_000000412056_00133_26239_8815.N1	08-MAR-2007 03:33:05	Straylight	41.000	64	Gam Cen	2.2000	10600.	82	26239	No
46	GOM_NL__2PRFIN20070308_035349_000000402056_00133_26239_8816.N1	08-MAR-2007 03:53:49	Bright	39.500	22	32Alp Leo	1.3600	15200.	79	26239	No
47	GOM_NL__2PRFIN20070308_035615_000000412056_00133_26239_8817.N1	08-MAR-2007 03:56:15	Bright	40.500	51	41Gam1Leo	2.0100	4500.0	81	26239	No
48	GOM_NL__2PRFIN20070308_040438_000000422056_00133_26239_8818.N1	08-MAR-2007 04:04:38	Bright	41.500	174	52Psi UMa	3.0040	4400.0	83	26239	No
49	GOM_NL__2PRFIN20070308_040738_000000392056_00133_26239_8819.N1	08-MAR-2007 04:07:38	Bright	39.000	82	48Bet UMa	2.3650	10600.	78	26239	No
50	GOM_NL__2PRFIN20070308_040903_000000402056_00133_26239_8820.N1	08-MAR-2007 04:09:03	Bright	40.000	36	50Alp UMa	1.8000	6300.0	80	26239	No
51	GOM_NL__2PRFIN20070308_041615_000000412056_00133_26239_8821.N1	08-MAR-2007 04:16:15	Bright	41.000	60	7Bet UMi	2.0810	3950.0	82	26239	No
52	GOM_NL__2PRFIN20070308_042853_000000372056_00133_26239_8822.N1	08-MAR-2007 04:28:53	Bright	36.500	144	18Del Cyg	2.8600	11000.	73	26239	No
53	GOM_NL__2PRFIN20070308_043100_000000482056_00133_26239_8823.N1	08-MAR-2007 04:31:00	Bright	48.000	5	3Alp Lyr	0.033000	11000.	96	26239	No
54	GOM_NL__2PRFIN20070308_043909_000000472056_00133_26239_8824.N1	08-MAR-2007 04:39:09	Bright	47.000	168	17Zet Aql	2.9860	11000.	94	26239	No
55	GOM_NL__2PRFIN20070308_044912_000000422056_00133_26239_8825.N1	08-MAR-2007 04:49:12	Dark	42.000	155	41Pi Sgr	2.9000	6600.0	84	26239	No
56	GOM_NL__2PRFIN20070308_045106_000000452056_00133_26239_8826.N1	08-MAR-2007 04:51:06	Dark	45.000	57	34Sig Sgr	2.0660	26000.	90	26239	No
57	GOM_NL__2PRFIN20070308_045423_000000452056_00133_26239_8827.N1	08-MAR-2007 04:54:23	Dark	45.000	38	20Eps Sgr	1.8360	11000.	90	26239	No
58	GOM_NL__2PRFIN20070308_045725_000000452056_00133_26239_8828.N1	08-MAR-2007 04:57:25	Dark	44.500	85	Kap Sco	2.4070	28000.	89	26239	No
59	GOM_NL__2PRFIN20070308_064124_000000432056_00135_26241_8834.N1	08-MAR-2007 06:41:24	Dark	43.000	141	Bet Ara	2.8400	4600.0	86	26241	No
60	GOM_NL__2PRFIN20070308_064518_000000382056_00135_26241_8835.N1	08-MAR-2007 06:45:18	Dark	38.000	134	Bet TrA	2.8100	6600.0	76	26241	No
61	GOM_NL__2PRFIN20070308_064759_000000502056_00135_26241_8836.N1	08-MAR-2007 06:47:59	Dark	49.500	4	Alp1Cen	-0.010000	5800.0	99	26241	No
62	GOM_NL__2PRFIN20070308_064916_000000522056_00135_26241_8837.N1	08-MAR-2007 06:49:16	Dark	52.000	10	Bet Cen	0.61000	28000.	104	26241	No
63	GOM_NL__2PRFIN20070308_065113_000000432056_00135_26241_8838.N1	08-MAR-2007 06:51:13	Dark	42.500	77	Eps Cen	2.3030	28000.	85	26241	No
64	GOM_NL__2PRFIN20070308_065243_000000492056_00135_26241_8839.N1	08-MAR-2007 06:52:43	Dark	48.500	26	Gam Cru	1.6240	2900.0	97	26241	No
65	GOM_NL__2PRFIN20070308_065418_000000422056_00135_26241_8840.N1	08-MAR-2007 06:54:18	Straylight	41.500	64	Gam Cen	2.2000	10600.	83	26241	No
66	GOM_NL__2PRFIN20070308_071501_000000402056_00135_26241_8841.N1	08-MAR-2007 07:15:01	Bright	39.500	22	32Alp Leo	1.3600	15200.	79	26241	No
67	GOM_NL__2PRFIN20070308_071726_000000402056_00135_26241_8842.N1	08-MAR-2007 07:17:26	Bright	40.000	51	41Gam1Leo	2.0100	4500.0	80	26241	No
68	GOM_NL__2PRFIN20070308_072549_000000432056_00135_26241_8843.N1	08-MAR-2007 07:25:49	Bright	43.000	174	52Psi UMa	3.0040	4400.0	86	26241	No
69	GOM_NL__2PRFIN20070308_072849_000000392056_00135_26241_8844.N1	08-MAR-2007 07:28:49	Bright	38.500	82	48Bet UMa	2.3650	10600.	77	26241	No
70	GOM_NL__2PRFIN20070308_073014_000000392056_00135_26241_8845.N1	08-MAR-2007 07:30:14	Bright	39.000	36	50Alp UMa	1.8000	6300.0	78	26241	No
71	GOM_NL__2PRFIN20070308_073726_000000362056_00135_26241_8846.N1	08-MAR-2007 07:37:26	Bright	36.000	60	7Bet UMi	2.0810	3950.0	72	26241	No
72	GOM_NL__2PRFIN20070308_075005_000000362056_00135_26241_8847.N1	08-MAR-2007 07:50:05	Bright	35.500	144	18Del Cyg	2.8600	11000.	71	26241	No
73	GOM_NL__2PRFIN20070308_075122_000000352056_00135_26241_8848.N1	08-MAR-2007 07:51:22	Bright	34.500	66	37Gam Cyg	2.2080	5900.0	69	26241	No
74	GOM_NL__2PRFIN20070308_080022_000000442056_00135_26241_8849.N1	08-MAR-2007 08:00:22	Bright	43.500	168	17Zet Aql	2.9860	11000.	87	26241	No
75	GOM_NL__2PRFIN20070308_081025_000000442056_00135_26241_8850.N1	08-MAR-2007 08:10:25	Dark	43.500	155	41Pi Sgr	2.9000	6600.0	87	26241	No
76	GOM_NL__2PRFIN20070308_081220_000000432056_00135_26241_8851.N1	08-MAR-2007 08:12:20	Dark	42.500	57	34Sig Sgr	2.0660	26000.	85	26241	No
77	GOM_NL__2PRFIN20070308_081536_000000462056_00135_26241_8852.N1	08-MAR-2007 08:15:36	Dark	46.000	38	20Eps Sgr	1.8360	11000.	92	26241	No
78	GOM_NL__2PRFIN20070308_081838_000000442056_00135_26241_8853.N1	08-MAR-2007 08:18:38	Dark	44.000	85	Kap Sco	2.4070	28000.	88	26241	No
79	GOM_NL__2PRFIN20070308_082201_000000422056_00136_26242_8849.N1	08-MAR-2007 08:22:01	Dark	42.000	141	Bet Ara	2.8400	4600.0	84	26242	No
80	GOM_NL__2PRFIN20070308_082555_000000382056_00136_26242_8850.N1	08-MAR-2007 08:25:55	Dark	38.000	134	Bet TrA	2.8100	6600.0	76	26242	No
81	GOM_NL__2PRFIN20070308_082836_000000422056_00136_26242_8851.N1	08-MAR-2007 08:28:36	Dark	42.000	4	Alp1Cen	-0.010000	5800.0	84	26242	No
82	GOM_NL__2PRFIN20070308_082953_000000412056_00136_26242_8852.N1	08-MAR-2007 08:29:53	Dark	41.000	10	Bet Cen	0.61000	28000.	82	26242	No
83	GOM_NL__2PRFIN20070308_083150_000000452056_00136_26242_8853.N1	08-MAR-2007 08:31:50	Dark	44.500	77	Eps Cen	2.3030	28000.	89	26242	No
84	GOM_NL__2PRFIN20070308_083320_000000462056_00136_26242_8854.N1	08-MAR-2007 08:33:20	Dark	46.000	26	Gam Cru	1.6240	2900.0	92	26242	No
85	GOM_NL__2PRFIN20070308_083454_000000432056_00136_26242_8855.N1	08-MAR-2007 08:34:54	Straylight	43.000	64	Gam Cen	2.2000	10600.	86	26242	No
86	GOM_NL__2PRFIN20070308_085536_000000402056_00136_26242_8856.N1	08-MAR-2007 08:55:36	Bright	40.000	22	32Alp Leo	1.3600	15200.	80	26242	No
87	GOM_NL__2PRFIN20070308_085802_000000412056_00136_26242_8857.N1	08-MAR-2007 08:58:02	Bright	41.000	51	41Gam1Leo	2.0100	4500.0	82	26242	No
88	GOM_NL__2PRFIN20070308_090625_000000412056_00136_26242_8858.N1	08-MAR-2007 09:06:25	Bright	40.500	174	52Psi UMa	3.0040	4400.0	81	26242	No
89	GOM_NL__2PRFIN20070308_090924_000000392056_00136_26242_8859.N1	08-MAR-2007 09:09:24	Bright	39.000	82	48Bet UMa	2.3650	10600.	78	26242	No
90	GOM_NL__2PRFIN20070308_091050_000000402056_00136_26242_8860.N1	08-MAR-2007 09:10:50	Bright	40.000	36	50Alp UMa	1.8000	6300.0	80	26242	No
91	GOM_NL__2PRFIN20070308_091802_000000412056_00136_26242_8861.N1	08-MAR-2007 09:18:02	Bright	40.500	60	7Bet UMi	2.0810	3950.0	81	26242	No
92	GOM_NL__2PRFIN20070308_093041_000000362056_00136_26242_8862.N1	08-MAR-2007 09:30:41	Bright	36.000	144	18Del Cyg	2.8600	11000.	72	26242	No
93	GOM_NL__2PRFIN20070308_093158_000000362056_00136_26242_8863.N1	08-MAR-2007 09:31:58	Bright	36.000	66	37Gam Cyg	2.2080	5900.0	72	26242	No
94	GOM_NL__2PRFIN20070308_094058_000000472056_00136_26242_8864.N1	08-MAR-2007 09:40:58	Bright	46.500	168	17Zet Aql	2.9860	11000.	93	26242	No
95	GOM_NL__2PRFIN20070308_095101_000000442056_00136_26242_8865.N1	08-MAR-2007 09:51:01	Dark	44.000	155	41Pi Sgr	2.9000	6600.0	88	26242	No
96	GOM_NL__2PRFIN20070308_095256_000000432056_00136_26242_8866.N1	08-MAR-2007 09:52:56	Dark	43.000	57	34Sig Sgr	2.0660	26000.	86	26242	No
97	GOM_NL__2PRFIN20070308_095613_000000442056_00136_26242_8867.N1	08-MAR-2007 09:56:13	Dark	43.500	38	20Eps Sgr	1.8360	11000.	87	26242	No
98	GOM_NL__2PRFIN20070308_095915_000000452056_00136_26242_8868.N1	08-MAR-2007 09:59:15	Dark	44.500	85	Kap Sco	2.4070	28000.	89	26242	No
99	GOM_NL__2PRFIN20070308_100237_000000392056_00137_26243_8871.N1	08-MAR-2007 10:02:37	Dark	39.000	141	Bet Ara	2.8400	4600.0	78	26243	No
100	GOM_NL__2PRFIN20070308_100631_000000382056_00137_26243_8872.N1	08-MAR-2007 10:06:31	Dark	38.000	134	Bet TrA	2.8100	6600.0	76	26243	No
101	GOM_NL__2PRFIN20070308_100912_000000542056_00137_26243_8873.N1	08-MAR-2007 10:09:12	Dark	53.500	4	Alp1Cen	-0.010000	5800.0	107	26243	No

102	GOM_NL__2PRFIN20070308_101029_000000412056_00137_26243_8874.N1	08-MAR-2007 10:10:29	Dark	40.500	10	Bet Cen	0.61000	28000.	81	26243	No
103	GOM_NL__2PRFIN20070308_101226_000000432056_00137_26243_8875.N1	08-MAR-2007 10:12:26	Dark	42.500	77	Eps Cen	2.3030	28000.	85	26243	No
104	GOM_NL__2PRFIN20070308_101356_000000552056_00137_26243_8876.N1	08-MAR-2007 10:13:56	Dark	55.000	26	Gam Cru	1.6240	2900.0	110	26243	No
105	GOM_NL__2PRFIN20070308_101530_000000432056_00137_26243_8877.N1	08-MAR-2007 10:15:30	Straylight	42.500	64	Gam Cen	2.2000	10600.	85	26243	No
106	GOM_NL__2PRFIN20070308_103612_000000402056_00137_26243_8878.N1	08-MAR-2007 10:36:12	Bright	39.500	22	32Alp Leo	1.3600	15200.	79	26243	No
107	GOM_NL__2PRFIN20070308_103838_000000392056_00137_26243_8879.N1	08-MAR-2007 10:38:38	Bright	39.000	51	41Gam1Leo	2.0100	4500.0	78	26243	No
108	GOM_NL__2PRFIN20070308_104700_000000422056_00137_26243_8880.N1	08-MAR-2007 10:47:00	Bright	41.500	174	52Psi UMa	3.0040	4400.0	83	26243	No
109	GOM_NL__2PRFIN20070308_105000_000000392056_00137_26243_8881.N1	08-MAR-2007 10:50:00	Bright	39.000	82	48Bet UMa	2.3650	10600.	78	26243	No
110	GOM_NL__2PRFIN20070308_105125_000000412056_00137_26243_8882.N1	08-MAR-2007 10:51:25	Bright	40.500	36	50Alp UMa	1.8000	6300.0	81	26243	No
111	GOM_NL__2PRFIN20070308_105837_000000412056_00137_26243_8883.N1	08-MAR-2007 10:58:37	Bright	40.500	60	7Bet UMi	2.0810	3950.0	81	26243	No
112	GOM_NL__2PRFIN20070308_111117_000000372056_00137_26243_8884.N1	08-MAR-2007 11:11:17	Bright	36.500	144	18Del Cyg	2.8600	11000.	73	26243	No
113	GOM_NL__2PRFIN20070308_111234_000000382056_00137_26243_8885.N1	08-MAR-2007 11:12:34	Bright	37.500	66	37Gam Cyg	2.2080	5900.0	75	26243	No
114	GOM_NL__2PRFIN20070308_112134_000000462056_00137_26243_8886.N1	08-MAR-2007 11:21:34	Bright	46.000	168	17Zet Aql	2.9860	11000.	92	26243	No
115	GOM_NL__2PRFIN20070308_113138_000000422056_00137_26243_8887.N1	08-MAR-2007 11:31:38	Dark	41.500	155	41Pi Sgr	2.9000	6600.0	83	26243	No
116	GOM_NL__2PRFIN20070308_113333_000000432056_00137_26243_8888.N1	08-MAR-2007 11:33:33	Dark	42.500	57	34Sig Sgr	2.0660	26000.	85	26243	No
117	GOM_NL__2PRFIN20070308_113650_000000482056_00137_26243_8889.N1	08-MAR-2007 11:36:50	Dark	47.500	38	20Eps Sgr	1.8360	11000.	95	26243	No
118	GOM_NL__2PRFIN20070308_113952_000000442056_00137_26243_8890.N1	08-MAR-2007 11:39:52	Dark	44.000	85	Kap Sco	2.4070	28000.	88	26243	No
119	GOM_NL__2PRFIN20070308_114314_000000422056_00138_26244_8882.N1	08-MAR-2007 11:43:14	Dark	42.000	141	Bet Ara	2.8400	4600.0	84	26244	No
120	GOM_NL__2PRFIN20070308_114708_000000402056_00138_26244_8883.N1	08-MAR-2007 11:47:08	Dark	40.000	134	Bet TrA	2.8100	6600.0	80	26244	No
121	GOM_NL__2PRFIN20070308_114949_000000432056_00138_26244_8884.N1	08-MAR-2007 11:49:49	Dark	43.000	4	Alp1Cen	-0.010000	5800.0	86	26244	No
122	GOM_NL__2PRFIN20070308_115106_000000512056_00138_26244_8885.N1	08-MAR-2007 11:51:06	Dark	51.000	10	Bet Cen	0.61000	28000.	102	26244	No
123	GOM_NL__2PRFIN20070308_115302_000000422056_00138_26244_8886.N1	08-MAR-2007 11:53:02	Dark	42.000	77	Eps Cen	2.3030	28000.	84	26244	No
124	GOM_NL__2PRFIN20070308_115432_000000472056_00138_26244_8887.N1	08-MAR-2007 11:54:32	Dark	46.500	26	Gam Cru	1.6240	2900.0	93	26244	No
125	GOM_NL__2PRFIN20070308_115607_000000412056_00138_26244_8888.N1	08-MAR-2007 11:56:07	Straylight	40.500	64	Gam Cen	2.2000	10600.	81	26244	No
126	GOM_NL__2PRFIN20070308_121648_000000402056_00138_26244_8889.N1	08-MAR-2007 12:16:48	Bright	39.500	22	32Alp Leo	1.3600	15200.	79	26244	No
127	GOM_NL__2PRFIN20070308_121914_000000402056_00138_26244_8890.N1	08-MAR-2007 12:19:14	Bright	39.500	51	41Gam1Leo	2.0100	4500.0	79	26244	No
128	GOM_NL__2PRFIN20070308_122735_000000422056_00138_26244_8891.N1	08-MAR-2007 12:27:35	Bright	42.000	174	52Psi UMa	3.0040	4400.0	84	26244	No
129	GOM_NL__2PRFIN20070308_123035_000000412056_00138_26244_8892.N1	08-MAR-2007 12:30:35	Bright	40.500	82	48Bet UMa	2.3650	10600.	81	26244	No
130	GOM_NL__2PRFIN20070308_123201_000000412056_00138_26244_8893.N1	08-MAR-2007 12:32:01	Bright	40.500	36	50Alp UMa	1.8000	6300.0	81	26244	No
131	GOM_NL__2PRFIN20070308_123913_000000372056_00138_26244_8894.N1	08-MAR-2007 12:39:13	Bright	37.000	60	7Bet UMi	2.0810	3950.0	74	26244	No
132	GOM_NL__2PRFIN20070308_125153_000000362056_00138_26244_8895.N1	08-MAR-2007 12:51:53	Bright	35.500	144	18Del Cyg	2.8600	11000.	71	26244	No
133	GOM_NL__2PRFIN20070308_125310_000000342056_00138_26244_8896.N1	08-MAR-2007 12:53:10	Bright	34.000	66	37Gam Cyg	2.2080	5900.0	68	26244	No
134	GOM_NL__2PRFIN20070308_130210_000000482056_00138_26244_8897.N1	08-MAR-2007 13:02:10	Bright	47.500	168	17Zet Aql	2.9860	11000.	95	26244	No
135	GOM_NL__2PRFIN20070308_131214_000000422056_00138_26244_8898.N1	08-MAR-2007 13:12:14	Dark	41.500	155	41Pi Sgr	2.9000	6600.0	83	26244	No
136	GOM_NL__2PRFIN20070308_131409_000000452056_00138_26244_8899.N1	08-MAR-2007 13:14:09	Dark	44.500	57	34Sig Sgr	2.0660	26000.	89	26244	No
137	GOM_NL__2PRFIN20070308_131726_000000422056_00138_26244_8900.N1	08-MAR-2007 13:17:26	Dark	42.000	38	20Eps Sgr	1.8360	11000.	84	26244	No
138	GOM_NL__2PRFIN20070308_132029_000000462056_00138_26244_8901.N1	08-MAR-2007 13:20:29	Dark	45.500	85	Kap Sco	2.4070	28000.	91	26244	No
139	GOM_NL__2PRFIN20070308_132350_000000412056_00139_26245_8898.N1	08-MAR-2007 13:23:50	Dark	41.000	141	Bet Ara	2.8400	4600.0	82	26245	No
140	GOM_NL__2PRFIN20070308_132744_000000392056_00139_26245_8899.N1	08-MAR-2007 13:27:44	Dark	39.000	134	Bet TrA	2.8100	6600.0	78	26245	No
141	GOM_NL__2PRFIN20070308_133025_000000442056_00139_26245_8900.N1	08-MAR-2007 13:30:25	Dark	44.000	4	Alp1Cen	-0.010000	5800.0	88	26245	No
142	GOM_NL__2PRFIN20070308_133142_000000412056_00139_26245_8901.N1	08-MAR-2007 13:31:42	Dark	40.500	10	Bet Cen	0.61000	28000.	81	26245	No
143	GOM_NL__2PRFIN20070308_133339_000000432056_00139_26245_8902.N1	08-MAR-2007 13:33:39	Dark	42.500	77	Eps Cen	2.3030	28000.	85	26245	No
144	GOM_NL__2PRFIN20070308_133508_000000512056_00139_26245_8903.N1	08-MAR-2007 13:35:08	Dark	51.000	26	Gam Cru	1.6240	2900.0	102	26245	No
145	GOM_NL__2PRFIN20070308_133643_000000432056_00139_26245_8904.N1	08-MAR-2007 13:36:43	Straylight	42.500	64	Gam Cen	2.2000	10600.	85	26245	No
146	GOM_NL__2PRFIN20070308_135724_000000522056_00139_26245_8905.N1	08-MAR-2007 13:57:24	Bright	51.500	22	32Alp Leo	1.3600	15200.	103	26245	No
147	GOM_NL__2PRFIN20070308_135949_000000402056_00139_26245_8906.N1	08-MAR-2007 13:59:49	Bright	39.500	51	41Gam1Leo	2.0100	4500.0	79	26245	No
148	GOM_NL__2PRFIN20070308_140811_000000412056_00139_26245_8907.N1	08-MAR-2007 14:08:11	Bright	41.000	174	52Psi UMa	3.0040	4400.0	82	26245	No
149	GOM_NL__2PRFIN20070308_141111_000000392056_00139_26245_8908.N1	08-MAR-2007 14:11:11	Bright	39.000	82	48Bet UMa	2.3650	10600.	78	26245	No
150	GOM_NL__2PRFIN20070308_141236_000000392056_00139_26245_8909.N1	08-MAR-2007 14:12:36	Bright	39.000	36	50Alp UMa	1.8000	6300.0	78	26245	No
151	GOM_NL__2PRFIN20070308_141949_000000382056_00139_26245_8910.N1	08-MAR-2007 14:19:49	Bright	38.000	60	7Bet UMi	2.0810	3950.0	76	26245	No
152	GOM_NL__2PRFIN20070308_143229_000000372056_00139_26245_8911.N1	08-MAR-2007 14:32:29	Bright	37.000	144	18Del Cyg	2.8600	11000.	74	26245	No
153	GOM_NL__2PRFIN20070308_143346_000000352056_00139_26245_8912.N1	08-MAR-2007 14:33:46	Bright	35.000	66	37Gam Cyg	2.2080	5900.0	70	26245	No
154	GOM_NL__2PRFIN20070308_144247_000000452056_00139_26245_8913.N1	08-MAR-2007 14:42:47	Bright	45.000	168	17Zet Aql	2.9860	11000.	90	26245	No
155	GOM_NL__2PRFIN20070308_145251_000000402056_00139_26245_8914.N1	08-MAR-2007 14:52:51	Dark	40.000	155	41Pi Sgr	2.9000	6600.0	80	26245	No
156	GOM_NL__2PRFIN20070308_145446_000000432056_00139_26245_8915.N1	08-MAR-2007 14:54:46	Dark	42.500	57	34Sig Sgr	2.0660	26000.	85	26245	No
157	GOM_NL__2PRFIN20070308_145803_000000502056_00139_26245_8916.N1	08-MAR-2007 14:58:03	Dark	50.000	38	20Eps Sgr	1.8360	11000.	100	26245	No
158	GOM_NL__2PRFIN20070308_150106_000000452056_00139_26245_8917.N1	08-MAR-2007 15:01:06	Dark	45.000	85	Kap Sco	2.4070	28000.	90	26245	No
159	GOM_NL__2PRFIN20070308_150427_000000412056_00140_26246_8915.N1	08-MAR-2007 15:04:27	Dark	40.500	141	Bet Ara	2.8400	4600.0	81	26246	No
160	GOM_NL__2PRFIN20070308_150821_000000392056_00140_26246_8916.N1	08-MAR-2007 15:08:21	Dark	38.500	134	Bet TrA	2.8100	6600.0	77	26246	No

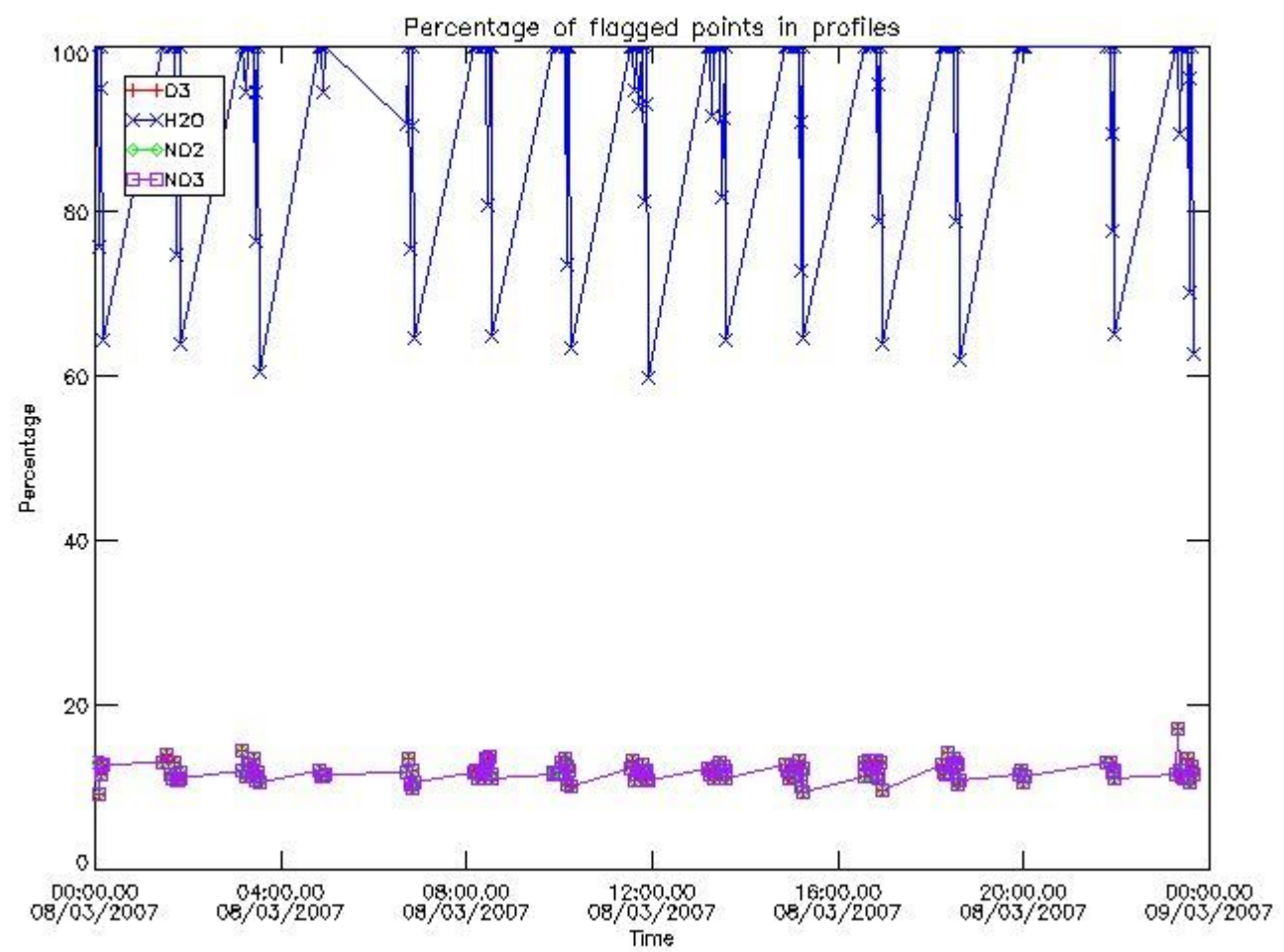
161	GOM_NL__2PRFIN20070308_151101_000000452056_00140_26246_8917.N1	08-MAR-2007 15:11:01	Dark	44.500	4	Alp1Cen	-0.010000	5800.0	89	26246	No
162	GOM_NL__2PRFIN20070308_151219_000000502056_00140_26246_8918.N1	08-MAR-2007 15:12:19	Dark	50.000	10	Bet Cen	0.610000	28000.	100	26246	No
163	GOM_NL__2PRFIN20070308_151416_000000422056_00140_26246_8919.N1	08-MAR-2007 15:14:16	Dark	41.500	77	Eps Cen	2.3030	28000.	83	26246	No
164	GOM_NL__2PRFIN20070308_151545_000000542056_00140_26246_8920.N1	08-MAR-2007 15:15:45	Dark	54.000	26	Gam Cru	1.6240	2900.0	108	26246	No
165	GOM_NL__2PRFIN20070308_151720_000000412056_00140_26246_8921.N1	08-MAR-2007 15:17:20	Straylight	41.000	64	Gam Cen	2.2000	10600.	82	26246	No
166	GOM_NL__2PRFIN20070308_153800_000000392056_00140_26246_8922.N1	08-MAR-2007 15:38:00	Bright	39.000	22	32Alp Leo	1.3600	15200.	78	26246	No
167	GOM_NL__2PRFIN20070308_154025_000000402056_00140_26246_8923.N1	08-MAR-2007 15:40:25	Bright	40.000	51	41Gam1Leo	2.0100	4500.0	80	26246	No
168	GOM_NL__2PRFIN20070308_154846_000000532056_00140_26246_8924.N1	08-MAR-2007 15:48:46	Bright	53.000	174	52Psi UMa	3.0040	4400.0	106	26246	No
169	GOM_NL__2PRFIN20070308_155146_000000402056_00140_26246_8925.N1	08-MAR-2007 15:51:46	Bright	39.500	82	48Bet UMa	2.3650	10600.	79	26246	No
170	GOM_NL__2PRFIN20070308_155312_000000572056_00140_26246_8926.N1	08-MAR-2007 15:53:12	Bright	57.000	36	50Alp UMa	1.8000	6300.0	114	26246	No
171	GOM_NL__2PRFIN20070308_160024_000000422056_00140_26246_8927.N1	08-MAR-2007 16:00:24	Bright	41.500	60	7Bet UMi	2.0810	3950.0	83	26246	No
172	GOM_NL__2PRFIN20070308_161305_000000402056_00140_26246_8928.N1	08-MAR-2007 16:13:05	Bright	39.500	144	18Del Cyg	2.8600	11000.	79	26246	No
173	GOM_NL__2PRFIN20070308_161422_000000382056_00140_26246_8929.N1	08-MAR-2007 16:14:22	Bright	37.500	66	37Gam Cyg	2.2080	5900.0	75	26246	No
174	GOM_NL__2PRFIN20070308_162323_000000472056_00140_26246_8930.N1	08-MAR-2007 16:23:23	Bright	46.500	168	17Zet Aql	2.9860	11000.	93	26246	No
175	GOM_NL__2PRFIN20070308_163327_000000452056_00140_26246_8931.N1	08-MAR-2007 16:33:27	Dark	45.000	155	41Pi Sgr	2.9000	6600.0	90	26246	No
176	GOM_NL__2PRFIN20070308_163523_000000432056_00140_26246_8932.N1	08-MAR-2007 16:35:23	Dark	43.000	57	34Sig Sgr	2.0660	26000.	86	26246	No
177	GOM_NL__2PRFIN20070308_163840_000000432056_00140_26246_8933.N1	08-MAR-2007 16:38:40	Dark	42.500	38	20Eps Sgr	1.8360	11000.	85	26246	No
178	GOM_NL__2PRFIN20070308_164143_000000452056_00140_26246_8934.N1	08-MAR-2007 16:41:43	Dark	45.000	85	Kap Sco	2.4070	28000.	90	26246	No
179	GOM_NL__2PRFIN20070308_164503_000000422056_00141_26247_8951.N1	08-MAR-2007 16:45:03	Dark	41.500	141	Bet Ara	2.8400	4600.0	83	26247	No
180	GOM_NL__2PRFIN20070308_164857_000000392056_00141_26247_8952.N1	08-MAR-2007 16:48:57	Dark	38.500	134	Bet TrA	2.8100	6600.0	77	26247	No
181	GOM_NL__2PRFIN20070308_165138_000000462056_00141_26247_8953.N1	08-MAR-2007 16:51:38	Dark	45.500	4	Alp1Cen	-0.010000	5800.0	91	26247	No
182	GOM_NL__2PRFIN20070308_165255_000000452056_00141_26247_8954.N1	08-MAR-2007 16:52:55	Dark	44.500	10	Bet Cen	0.610000	28000.	89	26247	No
183	GOM_NL__2PRFIN20070308_165452_000000432056_00141_26247_8955.N1	08-MAR-2007 16:54:52	Dark	43.000	77	Eps Cen	2.3030	28000.	86	26247	No
184	GOM_NL__2PRFIN20070308_165621_000000532056_00141_26247_8956.N1	08-MAR-2007 16:56:21	Dark	53.000	26	Gam Cru	1.6240	2900.0	106	26247	No
185	GOM_NL__2PRFIN20070308_165756_000000422056_00141_26247_8957.N1	08-MAR-2007 16:57:56	Straylight	41.500	64	Gam Cen	2.2000	10600.	83	26247	No
186	GOM_NL__2PRFIN20070308_171836_000000392056_00141_26247_8958.N1	08-MAR-2007 17:18:36	Bright	38.500	22	32Alp Leo	1.3600	15200.	77	26247	No
187	GOM_NL__2PRFIN20070308_172101_000000412056_00141_26247_8959.N1	08-MAR-2007 17:21:01	Bright	40.500	51	41Gam1Leo	2.0100	4500.0	81	26247	No
188	GOM_NL__2PRFIN20070308_172922_000000432056_00141_26247_8960.N1	08-MAR-2007 17:29:22	Bright	43.000	174	52Psi UMa	3.0040	4400.0	86	26247	No
189	GOM_NL__2PRFIN20070308_173222_000000402056_00141_26247_8961.N1	08-MAR-2007 17:32:22	Bright	39.500	82	48Bet UMa	2.3650	10600.	79	26247	No
190	GOM_NL__2PRFIN20070308_173347_000000422056_00141_26247_8962.N1	08-MAR-2007 17:33:47	Bright	41.500	36	50Alp UMa	1.8000	6300.0	83	26247	No
191	GOM_NL__2PRFIN20070308_174100_000000412056_00141_26247_8963.N1	08-MAR-2007 17:41:00	Bright	41.000	60	7Bet UMi	2.0810	3950.0	82	26247	No
192	GOM_NL__2PRFIN20070308_175341_000000372056_00141_26247_8964.N1	08-MAR-2007 17:53:41	Bright	36.500	144	18Del Cyg	2.8600	11000.	73	26247	No
193	GOM_NL__2PRFIN20070308_175458_000000352056_00141_26247_8965.N1	08-MAR-2007 17:54:58	Bright	35.000	66	37Gam Cyg	2.2080	5900.0	70	26247	No
194	GOM_NL__2PRFIN20070308_180400_000000442056_00141_26247_8966.N1	08-MAR-2007 18:04:00	Bright	44.000	168	17Zet Aql	2.9860	11000.	88	26247	No
195	GOM_NL__2PRFIN20070308_181404_000000402056_00141_26247_8967.N1	08-MAR-2007 18:14:04	Dark	40.000	155	41Pi Sgr	2.9000	6600.0	80	26247	No
196	GOM_NL__2PRFIN20070308_181559_000000432056_00141_26247_8968.N1	08-MAR-2007 18:15:59	Dark	43.000	57	34Sig Sgr	2.0660	26000.	86	26247	No
197	GOM_NL__2PRFIN20070308_181916_000000452056_00141_26247_8969.N1	08-MAR-2007 18:19:16	Dark	44.500	38	20Eps Sgr	1.8360	11000.	89	26247	No
198	GOM_NL__2PRFIN20070308_182219_000000432056_00141_26247_8970.N1	08-MAR-2007 18:22:19	Dark	43.000	85	Kap Sco	2.4070	28000.	86	26247	No
199	GOM_NL__2PRFIN20070308_182540_000000412056_00142_26248_9448.N1	08-MAR-2007 18:25:40	Dark	41.000	141	Bet Ara	2.8400	4600.0	82	26248	No
200	GOM_NL__2PRFIN20070308_182934_000000382056_00142_26248_9449.N1	08-MAR-2007 18:29:34	Dark	37.500	134	Bet TrA	2.8100	6600.0	75	26248	No
201	GOM_NL__2PRFIN20070308_183215_000000432056_00142_26248_9450.N1	08-MAR-2007 18:32:15	Dark	43.000	4	Alp1Cen	-0.010000	5800.0	86	26248	No
202	GOM_NL__2PRFIN20070308_183332_000000502056_00142_26248_9451.N1	08-MAR-2007 18:33:32	Dark	49.500	10	Bet Cen	0.610000	28000.	99	26248	No
203	GOM_NL__2PRFIN20070308_183529_000000402056_00142_26248_9452.N1	08-MAR-2007 18:35:29	Dark	40.000	77	Eps Cen	2.3030	28000.	80	26248	No
204	GOM_NL__2PRFIN20070308_183658_000000472056_00142_26248_9453.N1	08-MAR-2007 18:36:58	Dark	46.500	26	Gam Cru	1.6240	2900.0	93	26248	No
205	GOM_NL__2PRFIN20070308_183833_000000432056_00142_26248_9454.N1	08-MAR-2007 18:38:33	Straylight	42.500	64	Gam Cen	2.2000	10600.	85	26248	No
206	GOM_NL__2PRFIN20070308_185911_000000392056_00142_26248_9455.N1	08-MAR-2007 18:59:11	Bright	38.500	22	32Alp Leo	1.3600	15200.	77	26248	No
207	GOM_NL__2PRFIN20070308_190137_000000412056_00142_26248_9456.N1	08-MAR-2007 19:01:37	Bright	40.500	51	41Gam1Leo	2.0100	4500.0	81	26248	No
208	GOM_NL__2PRFIN20070308_190957_000000422056_00142_26248_9457.N1	08-MAR-2007 19:09:57	Bright	41.500	174	52Psi UMa	3.0040	4400.0	83	26248	No
209	GOM_NL__2PRFIN20070308_191258_000000402056_00142_26248_9458.N1	08-MAR-2007 19:12:58	Bright	40.000	82	48Bet UMa	2.3650	10600.	80	26248	No
210	GOM_NL__2PRFIN20070308_191423_000000402056_00142_26248_9459.N1	08-MAR-2007 19:14:23	Bright	39.500	36	50Alp UMa	1.8000	6300.0	79	26248	No
211	GOM_NL__2PRFIN20070308_192135_000000422056_00142_26248_9460.N1	08-MAR-2007 19:21:35	Bright	42.000	60	7Bet UMi	2.0810	3950.0	84	26248	No
212	GOM_NL__2PRFIN20070308_193417_000000372056_00142_26248_9461.N1	08-MAR-2007 19:34:17	Bright	36.500	144	18Del Cyg	2.8600	11000.	73	26248	No
213	GOM_NL__2PRFIN20070308_193534_000000352056_00142_26248_9462.N1	08-MAR-2007 19:35:34	Bright	34.500	66	37Gam Cyg	2.2080	5900.0	69	26248	No
214	GOM_NL__2PRFIN20070308_194436_000000472056_00142_26248_9463.N1	08-MAR-2007 19:44:36	Bright	46.500	168	17Zet Aql	2.9860	11000.	93	26248	No
215	GOM_NL__2PRFIN20070308_195441_000000442056_00142_26248_9464.N1	08-MAR-2007 19:54:41	Dark	44.000	155	41Pi Sgr	2.9000	6600.0	88	26248	No
216	GOM_NL__2PRFIN20070308_195636_000000432056_00142_26248_9465.N1	08-MAR-2007 19:56:36	Dark	42.500	57	34Sig Sgr	2.0660	26000.	85	26248	No
217	GOM_NL__2PRFIN20070308_195953_000000482056_00142_26248_9466.N1	08-MAR-2007 19:59:53	Dark	48.000	38	20Eps Sgr	1.8360	11000.	96	26248	No
218	GOM_NL__2PRFIN20070308_200256_000000452056_00142_26248_9467.N1	08-MAR-2007 20:02:56	Dark	45.000	85	Kap Sco	2.4070	28000.	90	26248	No
219	GOM_NL__2PRFIN20070308_214653_000000402056_00144_26250_8968.N1	08-MAR-2007 21:46:53	Dark	39.500	141	Bet Ara	2.8400	4600.0	79	26250	No

220	GOM_NL__2PRFIN20070308_215046_000000392056_00144_26250_8969.N1	08-MAR-2007 21:50:46	Dark	39.000	134	Bet TrA	2.8100	6600.0	78	26250	No
221	GOM_NL__2PRFIN20070308_215328_000000432056_00144_26250_8970.N1	08-MAR-2007 21:53:28	Dark	43.000	4	Alp1Cen	-0.010000	5800.0	86	26250	No
222	GOM_NL__2PRFIN20070308_215445_000000432056_00144_26250_8971.N1	08-MAR-2007 21:54:45	Dark	43.000	10	Bet Cen	0.61000	28000.	86	26250	No
223	GOM_NL__2PRFIN20070308_215642_000000432056_00144_26250_8972.N1	08-MAR-2007 21:56:42	Dark	42.500	77	Eps Cen	2.3030	28000.	85	26250	No
224	GOM_NL__2PRFIN20070308_215810_000000552056_00144_26250_8973.N1	08-MAR-2007 21:58:10	Dark	55.000	26	Gam Cru	1.6240	2900.0	110	26250	No
225	GOM_NL__2PRFIN20070308_215946_000000472056_00144_26250_8974.N1	08-MAR-2007 21:59:46	Straylight	46.500	64	Gam Cen	2.2000	10600.	93	26250	No
226	GOM_NL__2PRFIN20070308_222023_000000402056_00144_26250_8975.N1	08-MAR-2007 22:20:23	Bright	39.500	22	32Alp Leo	1.3600	15200.	79	26250	No
227	GOM_NL__2PRFIN20070308_222248_000000392056_00144_26250_8976.N1	08-MAR-2007 22:22:48	Bright	39.000	51	41Gam1Leo	2.0100	4500.0	78	26250	No
228	GOM_NL__2PRFIN20070308_223108_000000422056_00144_26250_8977.N1	08-MAR-2007 22:31:08	Bright	41.500	174	52Psi UMa	3.0040	4400.0	83	26250	No
229	GOM_NL__2PRFIN20070308_223409_000000382056_00144_26250_8978.N1	08-MAR-2007 22:34:09	Bright	38.000	82	48Bet UMa	2.3650	10600.	76	26250	No
230	GOM_NL__2PRFIN20070308_223534_000000392056_00144_26250_8979.N1	08-MAR-2007 22:35:34	Bright	39.000	36	50Alp UMa	1.8000	6300.0	78	26250	No
231	GOM_NL__2PRFIN20070308_224246_000000412056_00144_26250_8980.N1	08-MAR-2007 22:42:46	Bright	41.000	60	7Bet UMi	2.0810	3950.0	82	26250	No
232	GOM_NL__2PRFIN20070308_225529_000000362056_00144_26250_8981.N1	08-MAR-2007 22:55:29	Bright	35.500	144	18Del Cyg	2.8600	11000.	71	26250	No
233	GOM_NL__2PRFIN20070308_225646_000000362056_00144_26250_8982.N1	08-MAR-2007 22:56:46	Bright	36.000	66	37Gam Cyg	2.2080	5900.0	72	26250	No
234	GOM_NL__2PRFIN20070308_230548_000000462056_00144_26250_8983.N1	08-MAR-2007 23:05:48	Bright	46.000	168	17Zet Aql	2.9860	11000.	92	26250	No
235	GOM_NL__2PRFIN20070308_231553_000000442056_00144_26250_8984.N1	08-MAR-2007 23:15:53	Dark	44.000	155	41Pi Sgr	2.9000	6600.0	88	26250	No
236	GOM_NL__2PRFIN20070308_231749_000000422056_00144_26250_8985.N1	08-MAR-2007 23:17:49	Dark	41.500	57	34Sig Sgr	2.0660	26000.	83	26250	No
237	GOM_NL__2PRFIN20070308_232106_000000432056_00144_26250_8986.N1	08-MAR-2007 23:21:06	Dark	42.500	38	20Eps Sgr	1.8360	11000.	85	26250	No
238	GOM_NL__2PRFIN20070308_232410_000000452056_00144_26250_8987.N1	08-MAR-2007 23:24:10	Dark	45.000	85	Kap Sco	2.4070	28000.	90	26250	No
239	GOM_NL__2PRFIN20070308_232729_000000512056_00145_26251_8984.N1	08-MAR-2007 23:27:29	Dark	51.000	141	Bet Ara	2.8400	4600.0	102	26251	No
240	GOM_NL__2PRFIN20070308_233123_000000382056_00145_26251_8985.N1	08-MAR-2007 23:31:23	Dark	37.500	134	Bet TrA	2.8100	6600.0	75	26251	No
241	GOM_NL__2PRFIN20070308_233404_000000512056_00145_26251_8986.N1	08-MAR-2007 23:34:04	Dark	50.500	4	Alp1Cen	-0.010000	5800.0	101	26251	No
242	GOM_NL__2PRFIN20070308_233521_000000532056_00145_26251_8987.N1	08-MAR-2007 23:35:21	Dark	52.500	10	Bet Cen	0.61000	28000.	105	26251	No
243	GOM_NL__2PRFIN20070308_233718_000000412056_00145_26251_8988.N1	08-MAR-2007 23:37:18	Dark	41.000	77	Eps Cen	2.3030	28000.	82	26251	No
244	GOM_NL__2PRFIN20070308_233847_000000452056_00145_26251_8989.N1	08-MAR-2007 23:38:47	Dark	44.500	26	Gam Cru	1.6240	2900.0	89	26251	No
245	GOM_NL__2PRFIN20070308_234022_000000422056_00145_26251_8990.N1	08-MAR-2007 23:40:22	Straylight	41.500	64	Gam Cen	2.2000	10600.	83	26251	No

3. Quality information per product

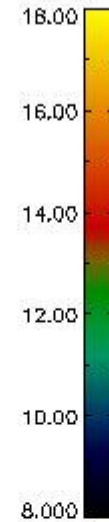
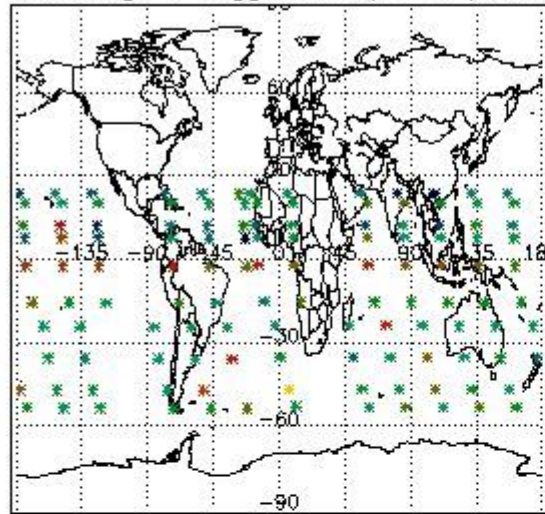
In this section it is plotted some information contained in the Quality Summary data set of the level 2 products. Only products in dark limb conditions and without errors (error flag in the MPH set to "0") are used.

3.1 Plot quality information per product (time dependant)

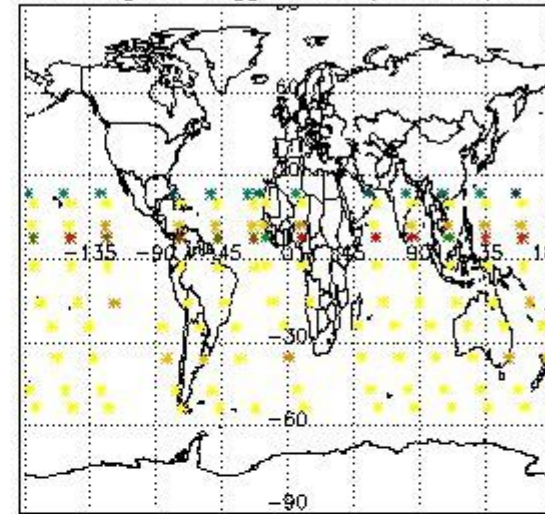


3.2 Plot quality information per product (world map)

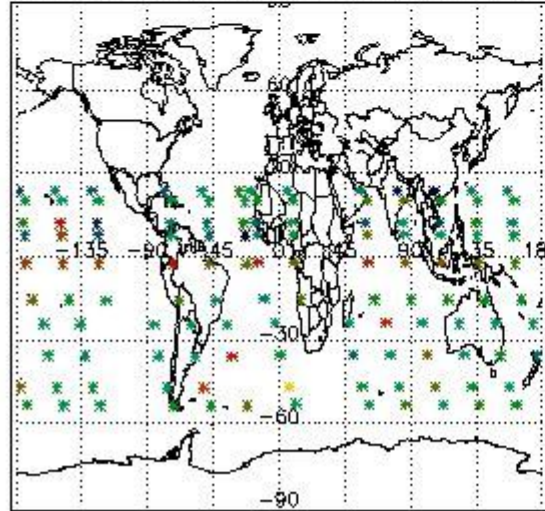
Percentage of flagged data per O3 profile



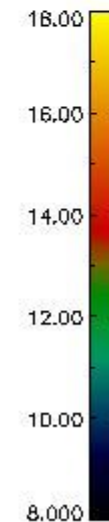
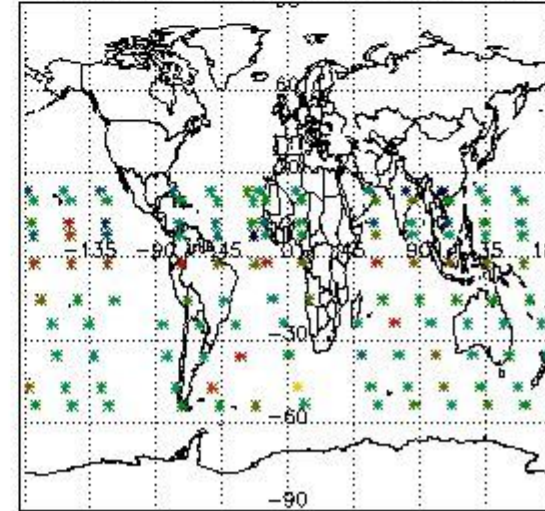
Percentage of flagged data per H2O profile



Percentage of flagged data per NO2 profile



Percentage of flagged data per NO3 profile

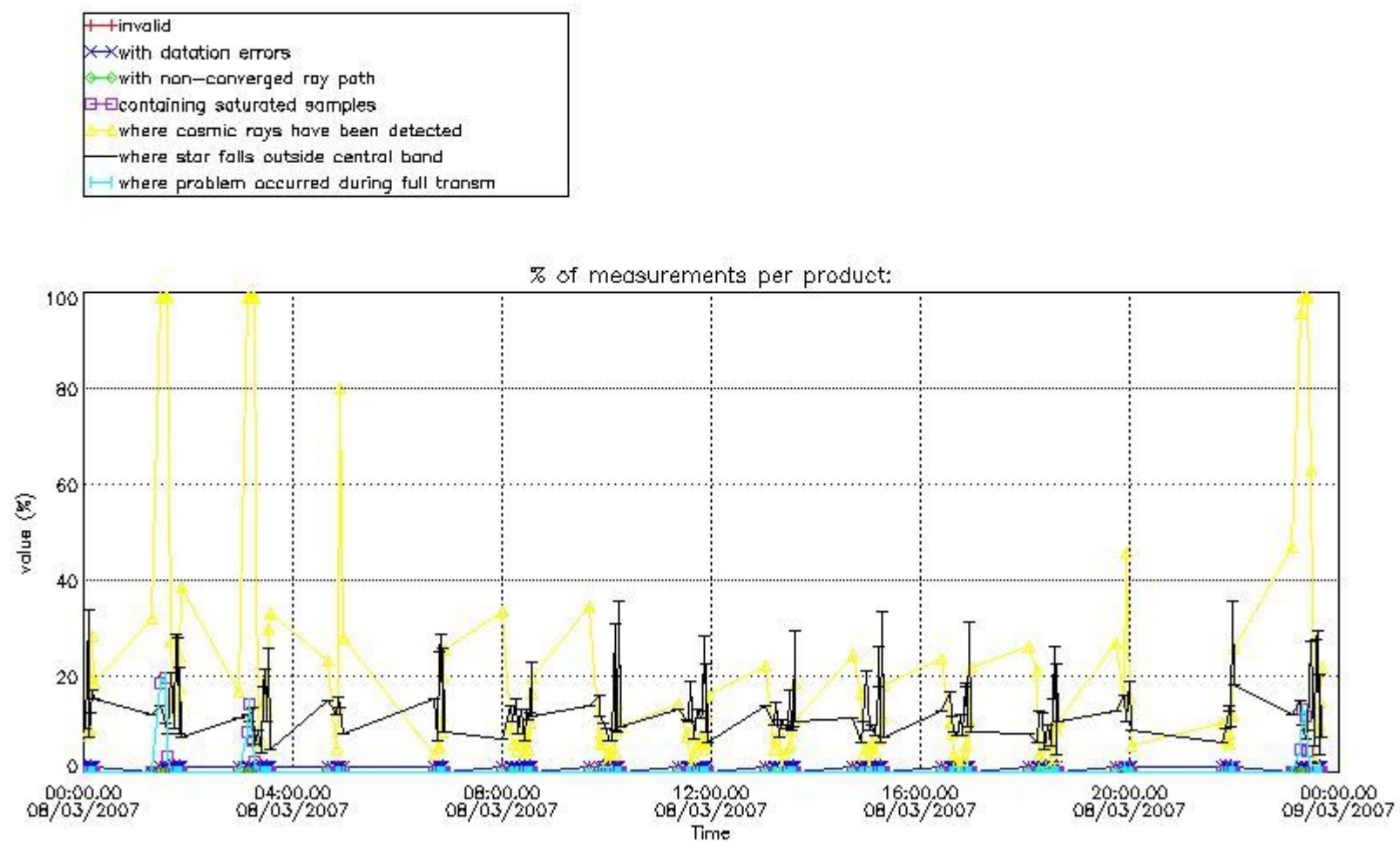


4. Level 1 quality information per product

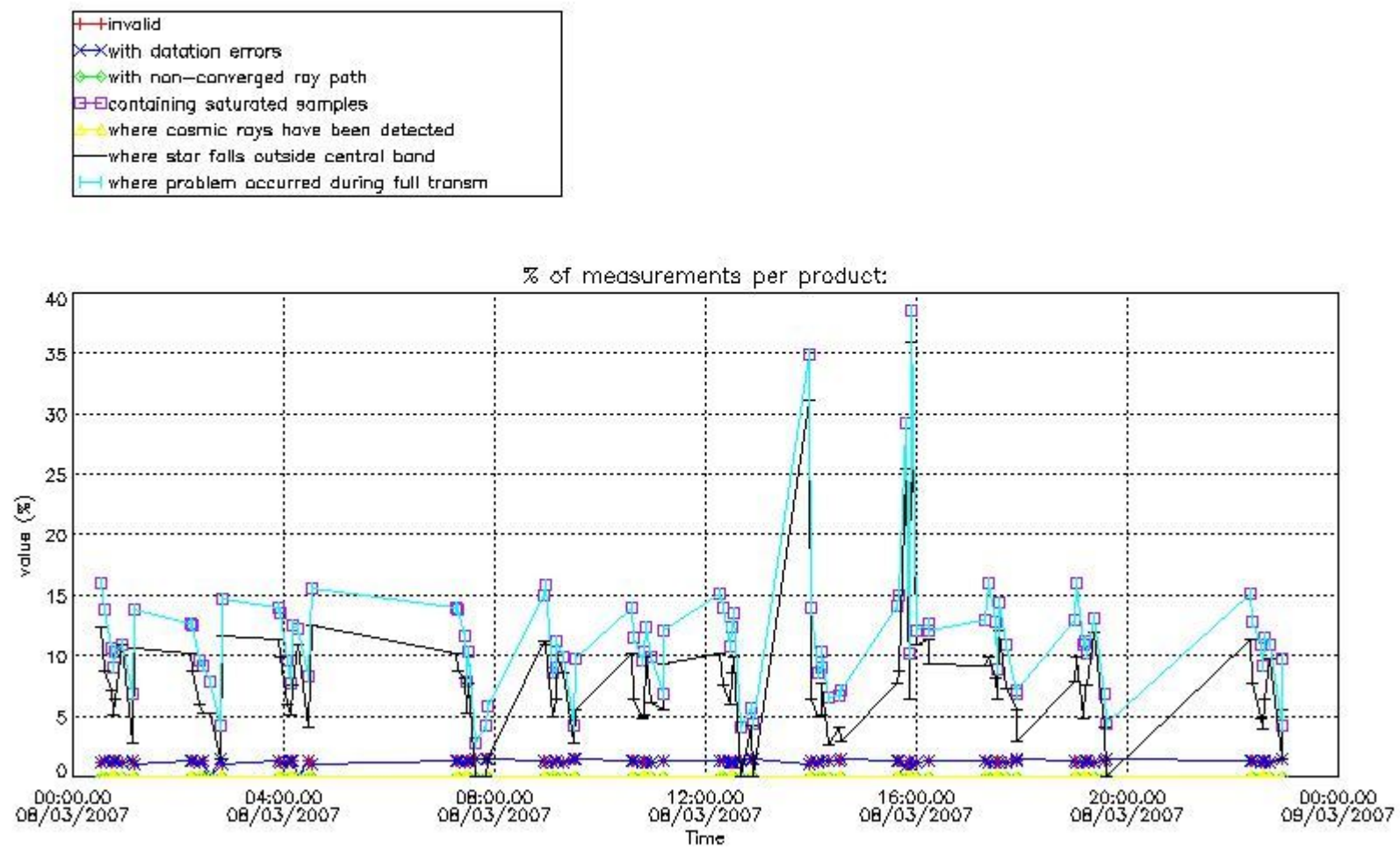
In this section it is plotted some information contained in the Quality Summary data set of the level 2 products that comes from the level 1b processing. Products without errors (error flag in the MPH set to "0") are used.

4.1 Plot quality information per product (time dependant) coming from level 1b processing

4.1.1 Plot level 1 quality information per product (time dependant): ENVISAT ASCENDING passes



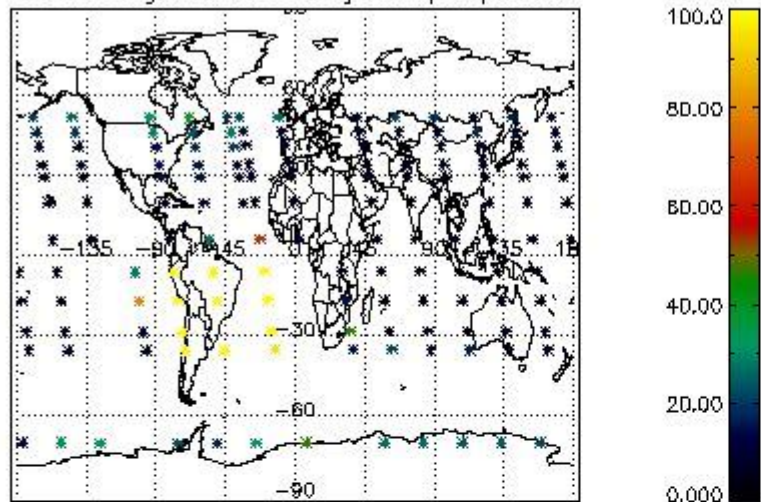
4.1.2 Plot level 1 quality information per product (time dependant): ENVI SAT DESCENDING passes



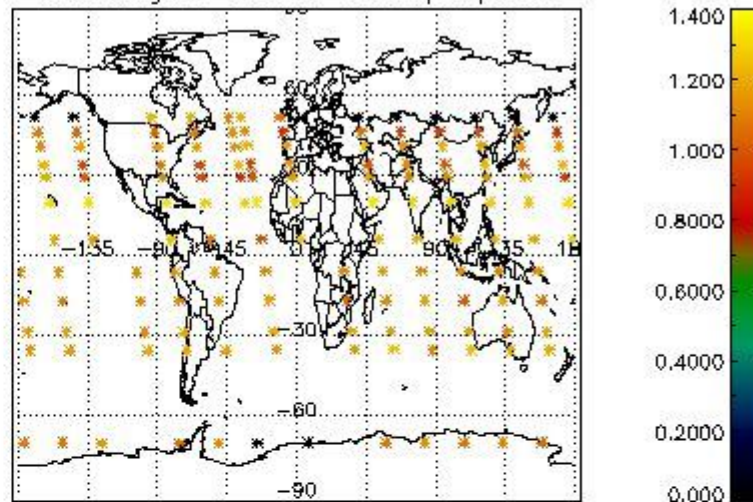
4.2 Plot quality information per product coming from level 1b processing (world map)

4.2.1 Plot level 1 quality information per product (world map): ENVISAT ASCENDING passes

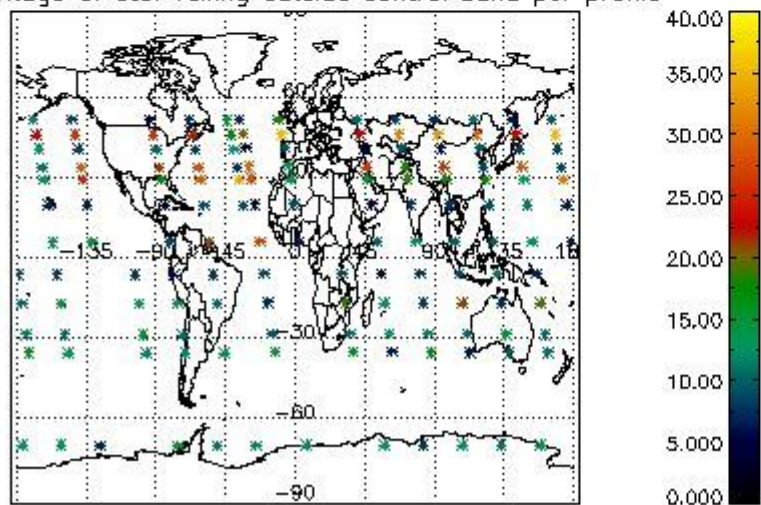
Percentage of cosmic ray hits per profile



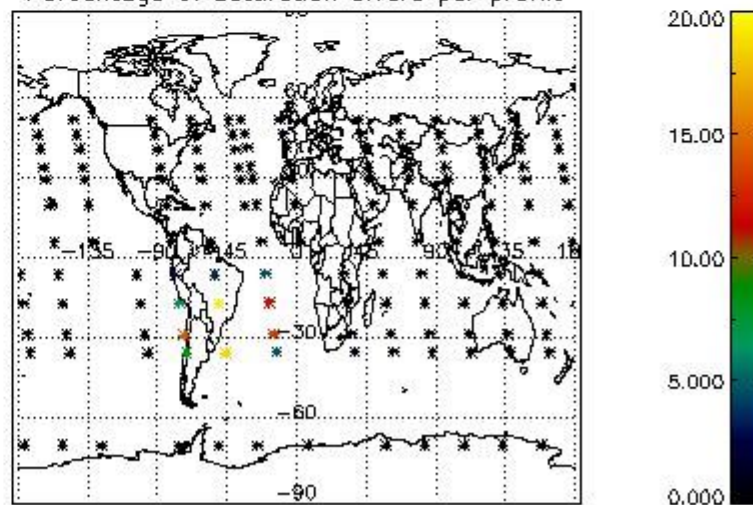
Percentage of datation errors per profile



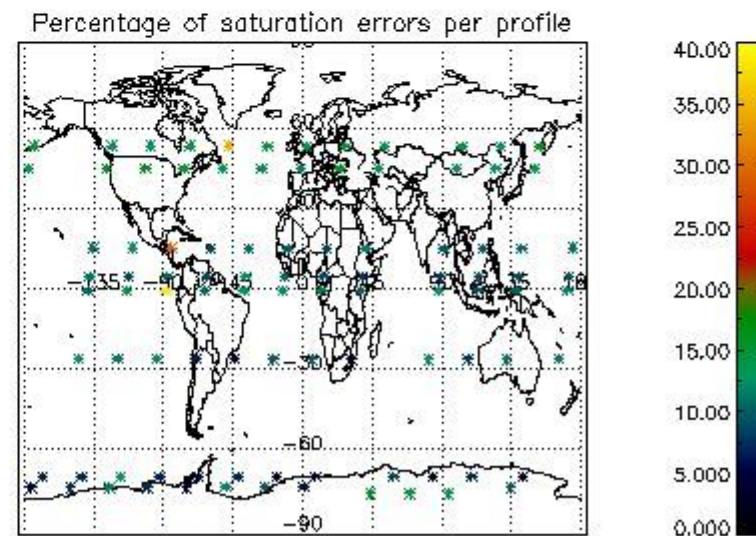
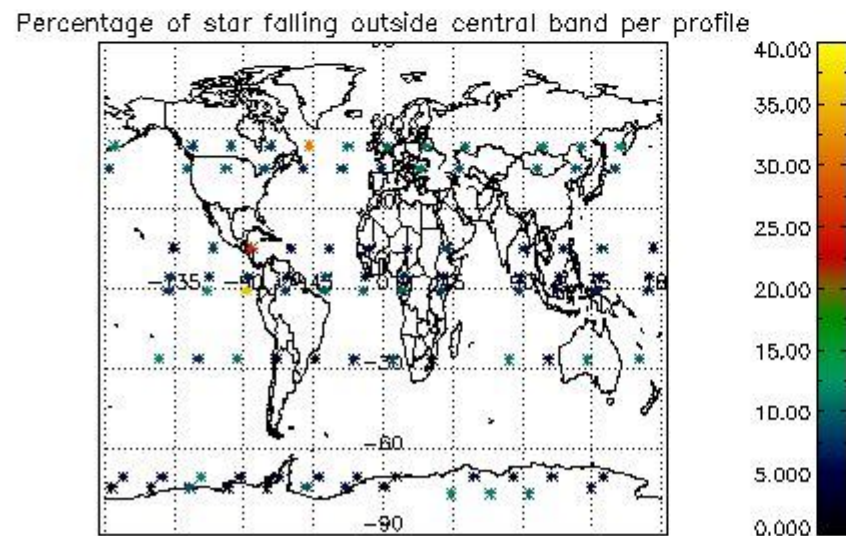
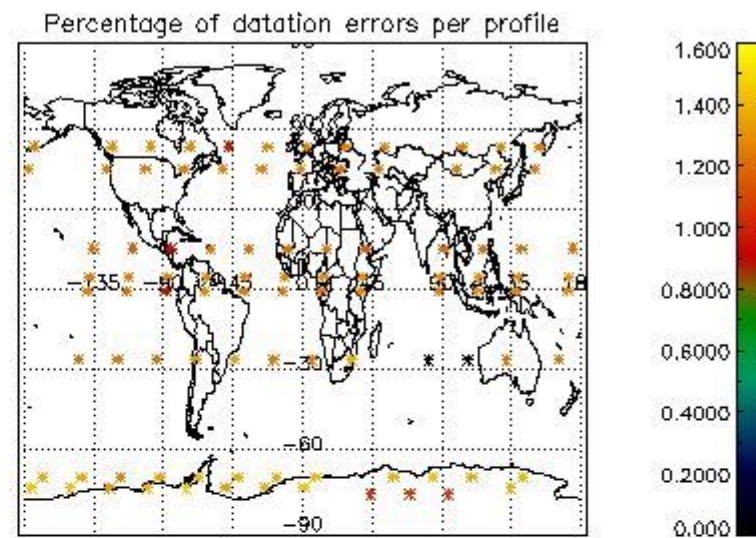
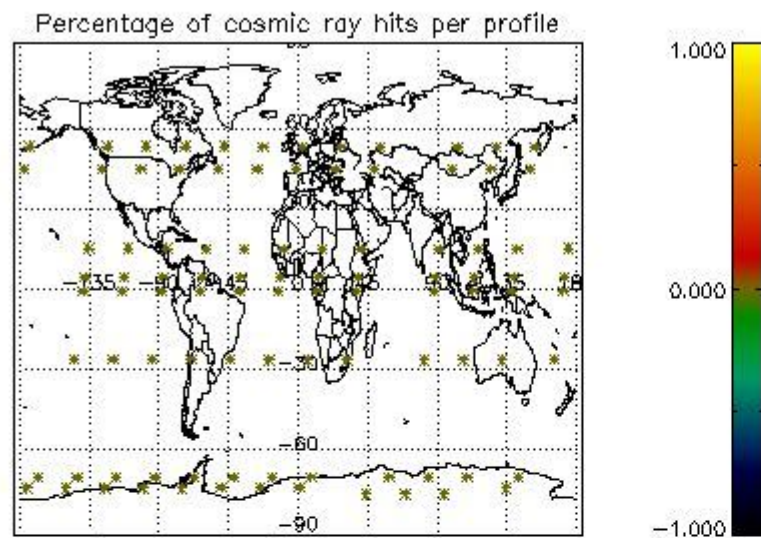
Percentage of star falling outside central band per profile



Percentage of saturation errors per profile



4.2.2 Plot level 1 quality information per product (world map): ENVISAT DESCENDING passes



5. Trace gas profiles

5.1 Ozone statistics based on quality of products

The final quality of the products can be "measured" using the STD (Standard Deviation) attached to every point profile. This information is written to the parameter GOM_NL__2P/NL_LOCAL_SPECIES_DENSITY/o3_std of the level 2 products. The table below shows the statistics for given STD ranges.

The statistics are given with respect to the overall valid production:

- Products without fatal errors: GOM_NL__2P/MPH/PRODUCT_ERR=0
- Valid point profile: GOM_NL__2P/NL_LOCAL_SPECIES_DENSITY/pcd(0)=0

The 'Criteria' is applied to valid points of dark limb products:

- Products in dark limb illumination condition: GOM_NL__2P/NL_SUMMARY_QUALITY/obs_ill_cond=0
- Products without fatal errors: GOM_NL__2P/MPH/PRODUCT_ERR=0
- Valid point profile: GOM_NL__2P/NL_LOCAL_SPECIES_DENSITY/pcd(0)=0

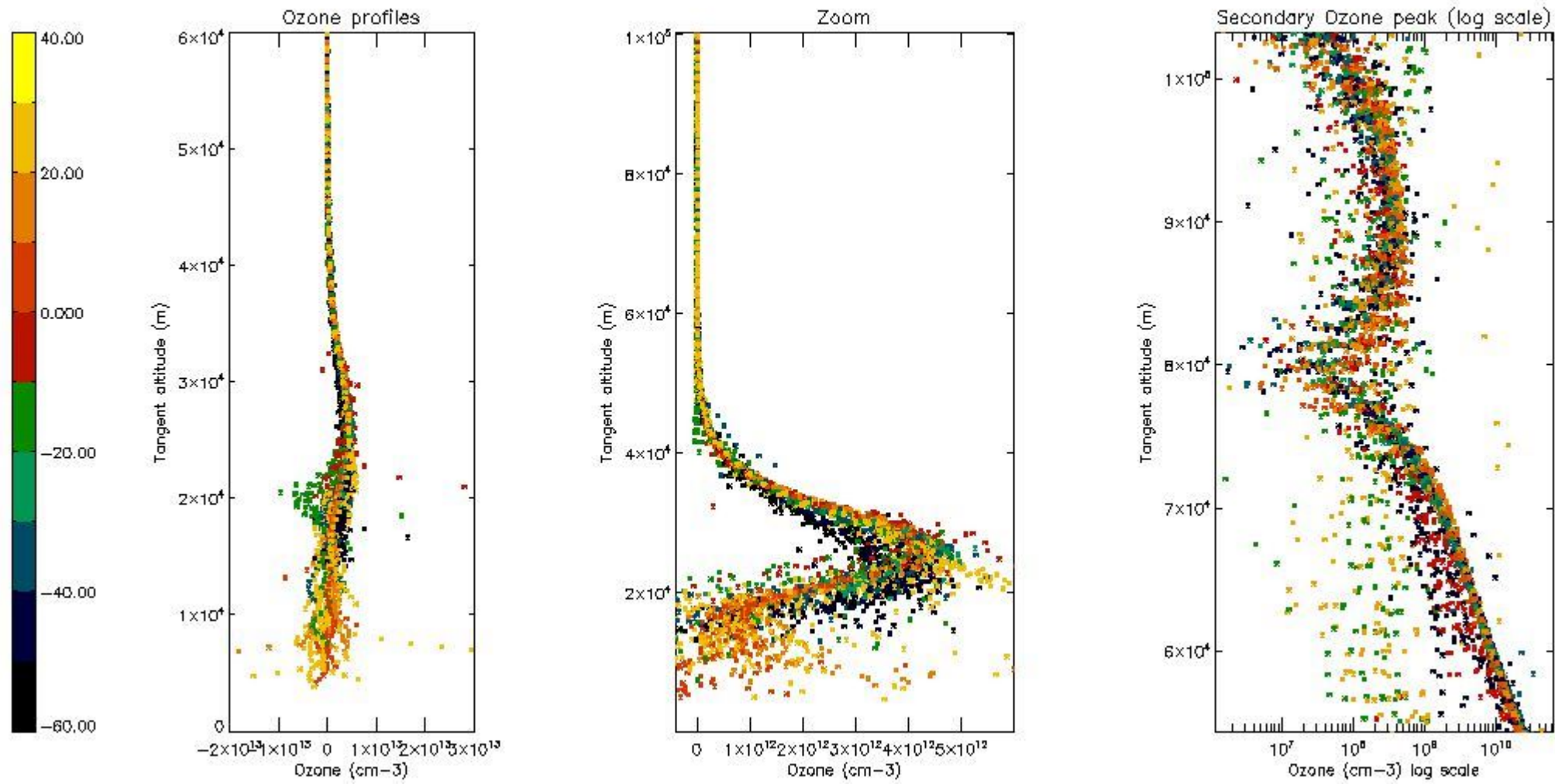
So, the table below shows the percentage of dark limb and valid observations for each criteria with respect to the overall valid daily observations.

Criteria	% of total production
All STD	54
STD < 20	29

STD < 10	22
STD < 5	15

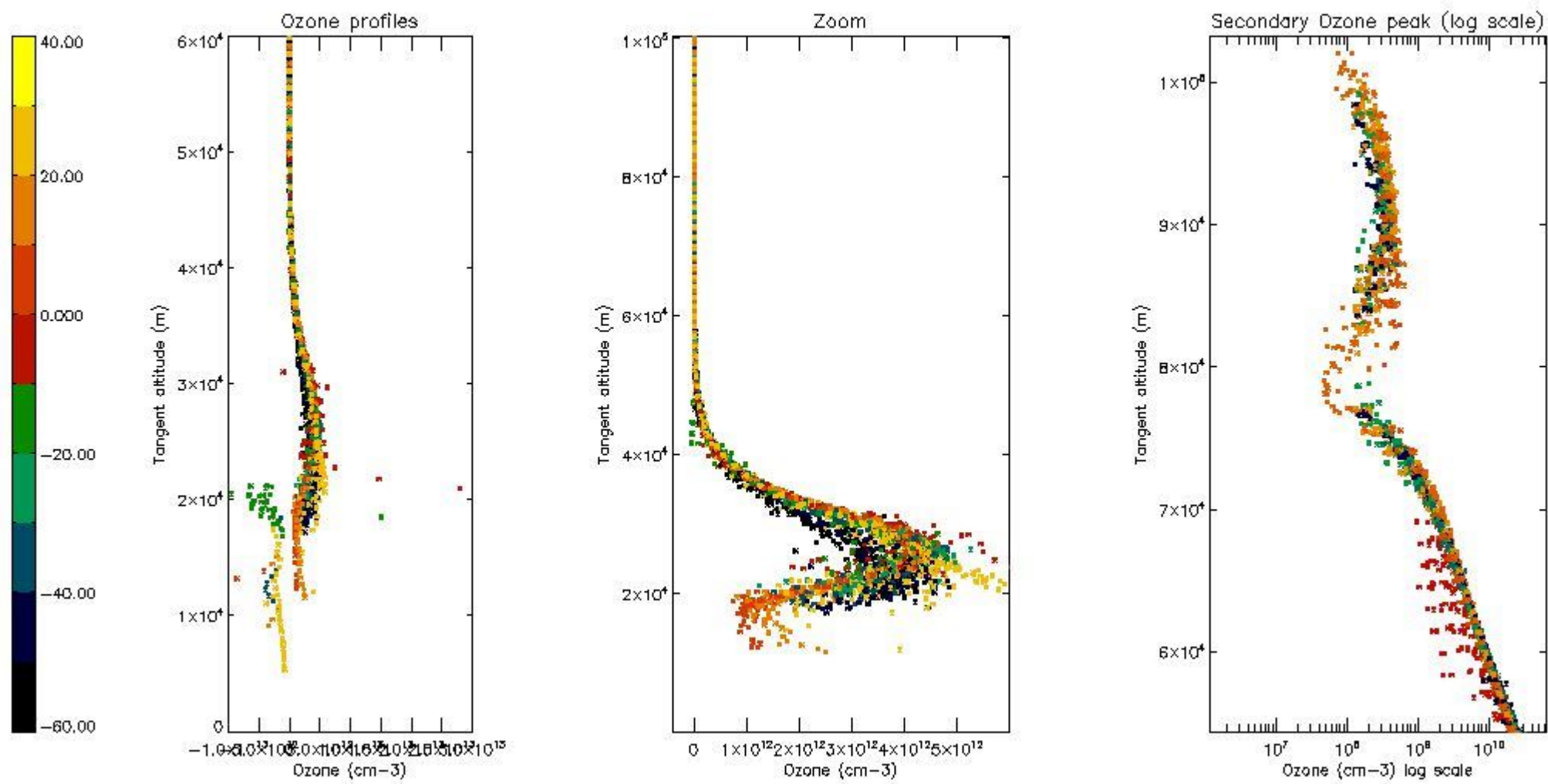
5.2 Plot ozone profiles for all STD (dark without errors)

The colorbar represents the latitude.



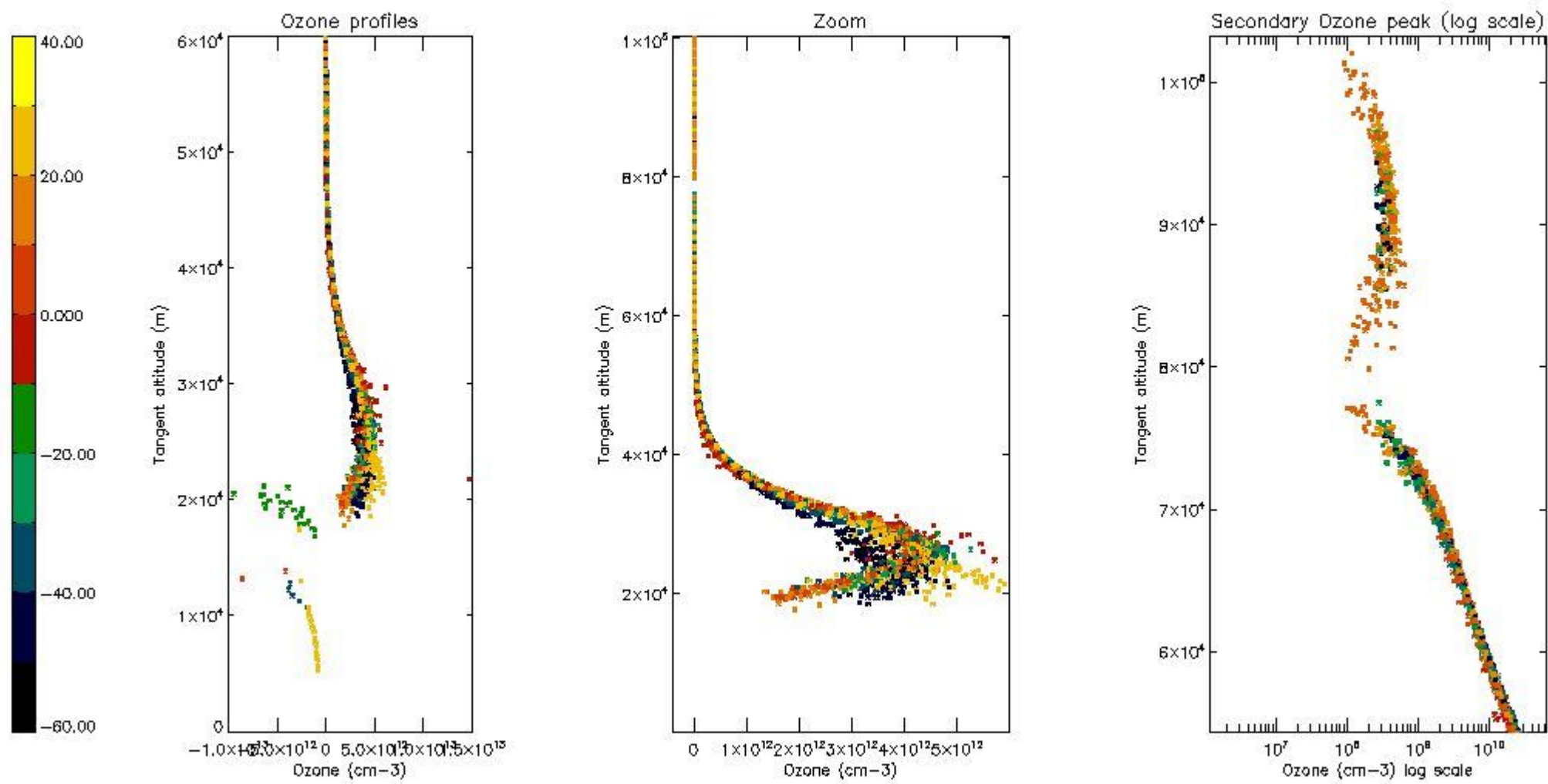
5.3 Plot ozone profiles where STD < 20% (dark without errors)

The colorbar represents the latitude.



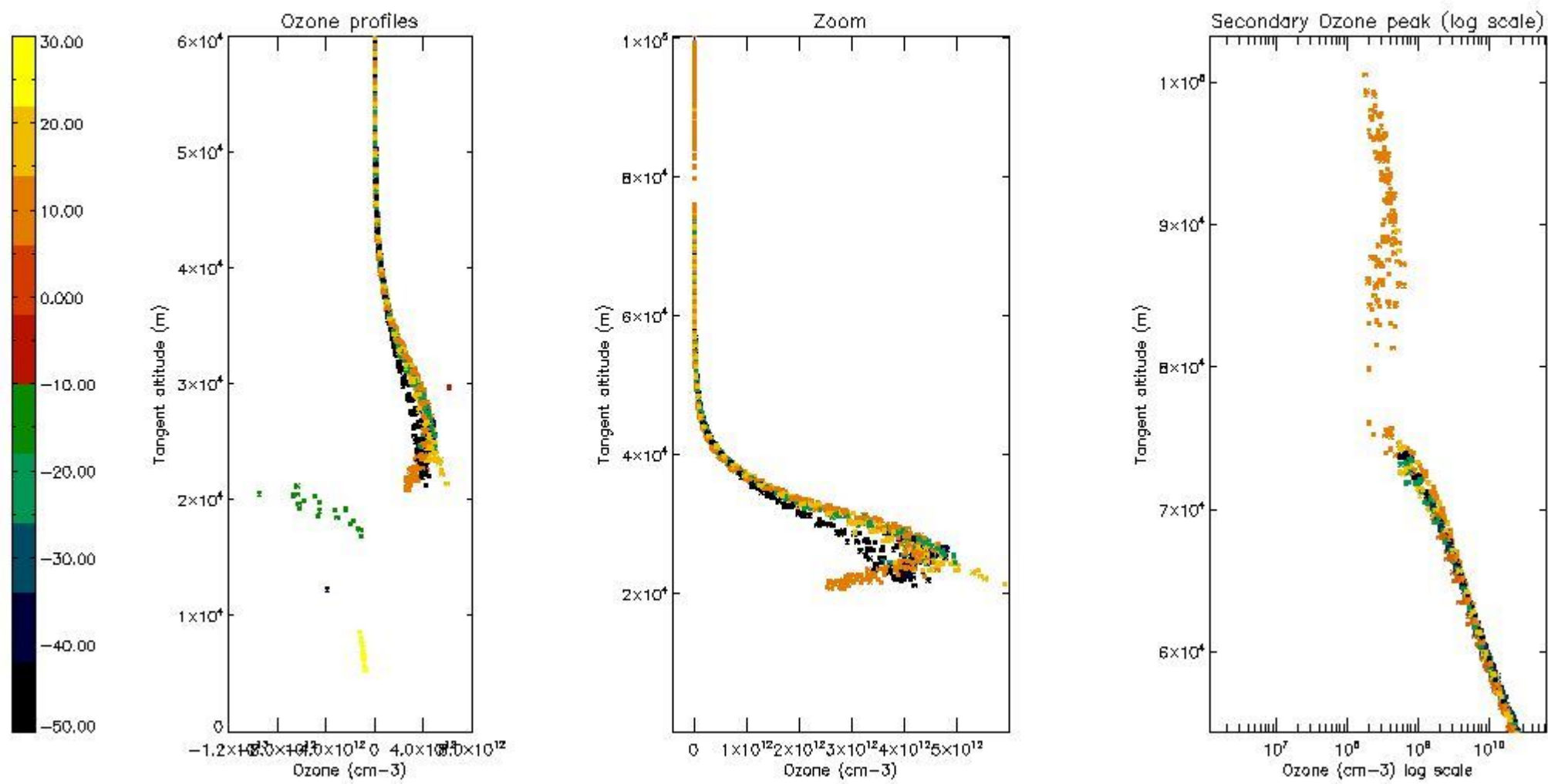
5.4 Plot ozone profiles where STD < 10% (dark without errors)

The colorbar represents the latitude.



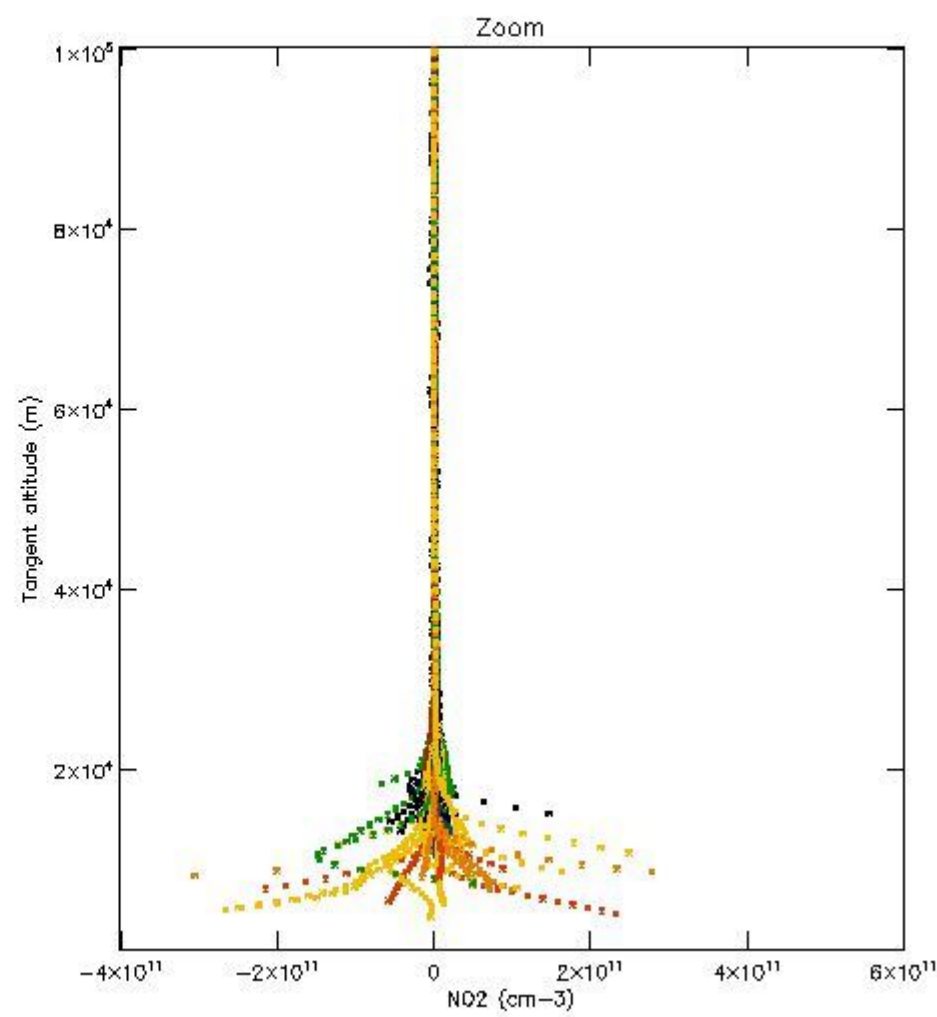
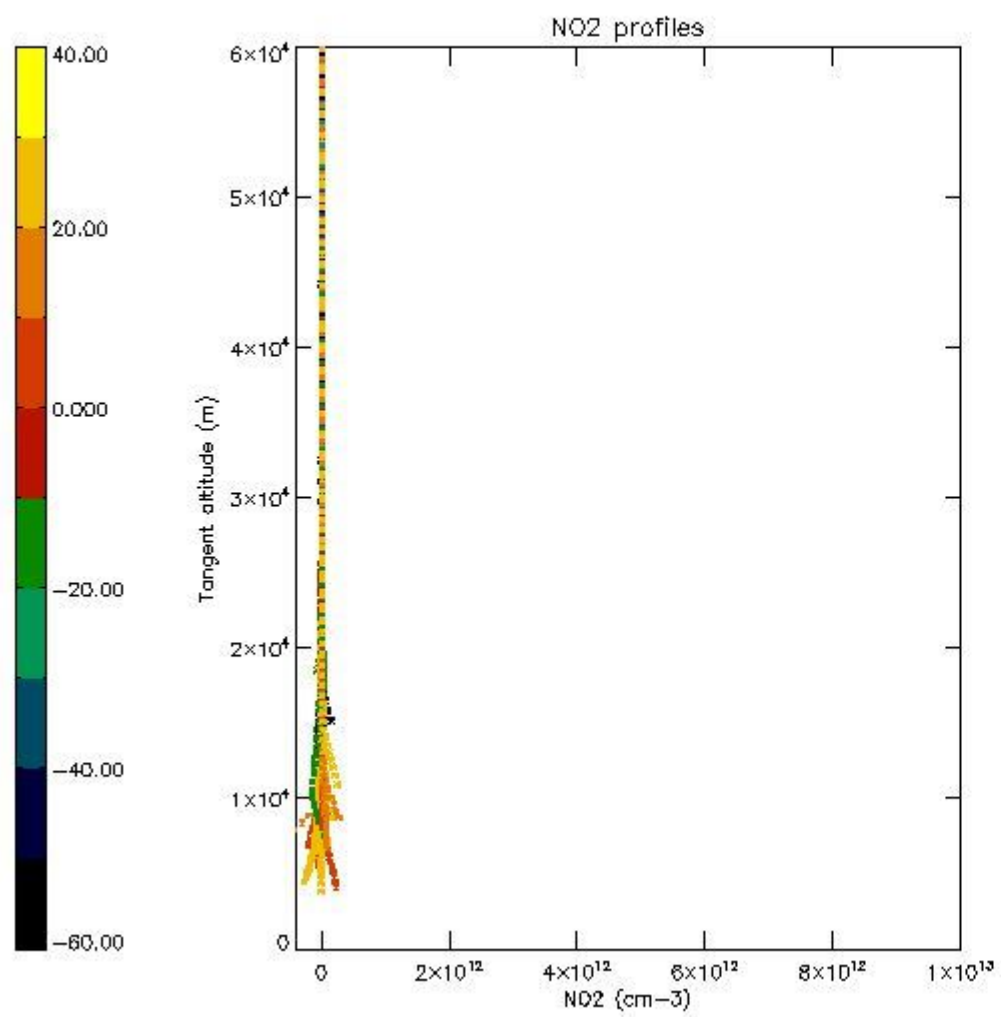
5.5 Plot ozone profiles where STD < 5% (dark without errors)

The colorbar represents the latitude.



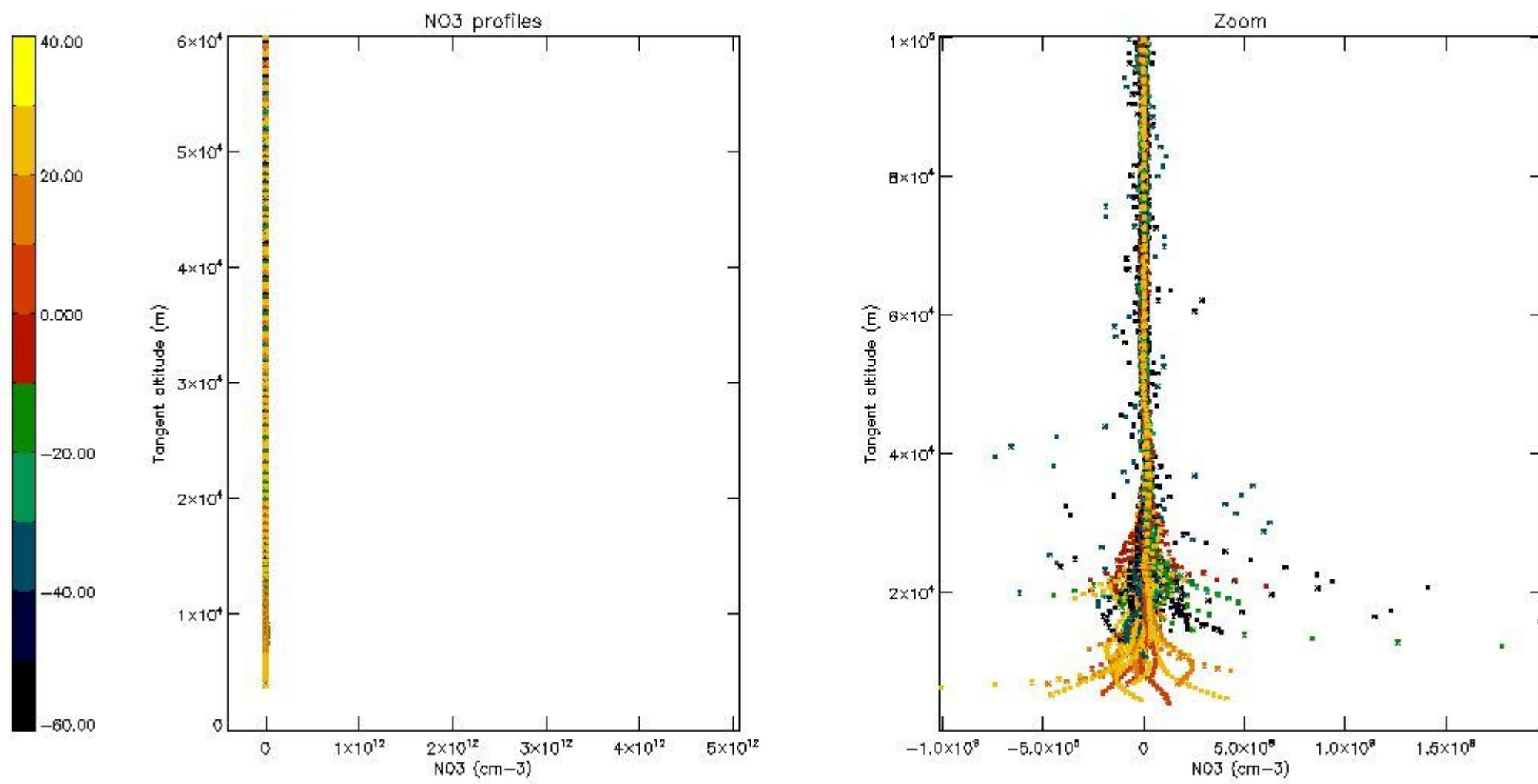
5.6 Plot NO₂ profiles for all STD (dark without errors)

The colorbar represents the latitude.



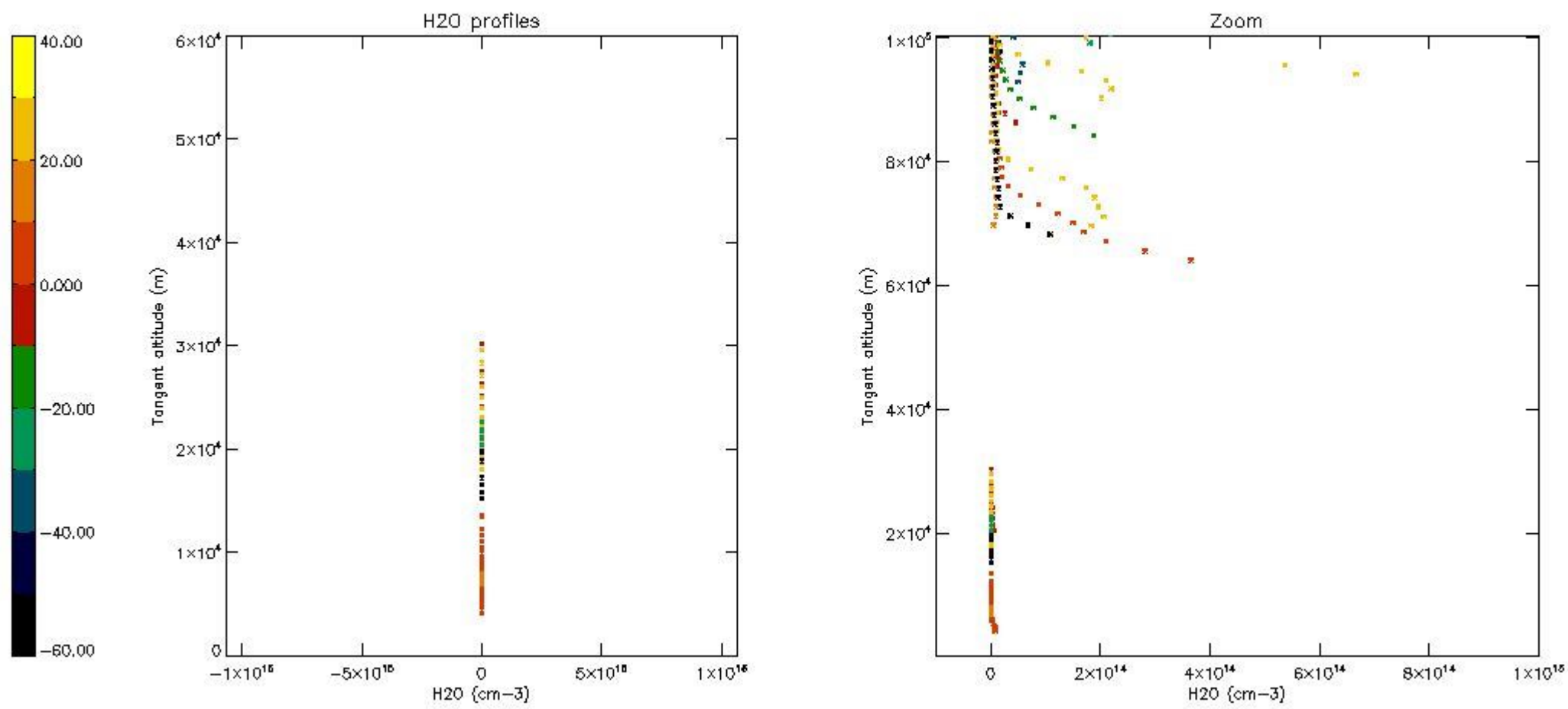
5.7 Plot NO3 profiles for all STD (dark without errors)

The colorbar represents the latitude.



5.8 Plot H2O profiles for all STD (only for occultations of stars 1,2,3,4,13,14,16,26,63 dark without errors)

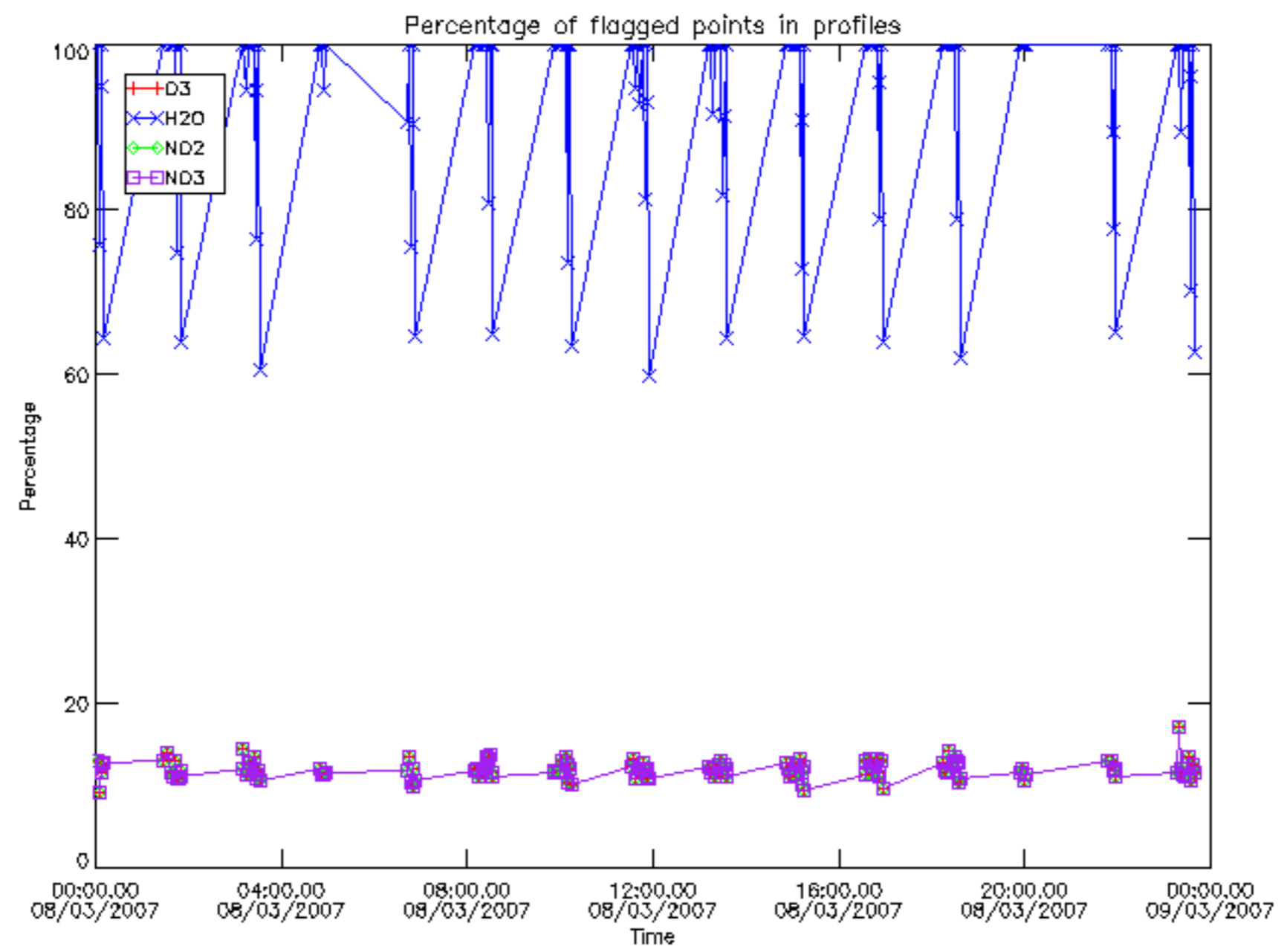
The colorbar represents the latitude.



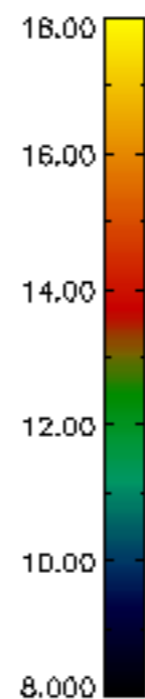
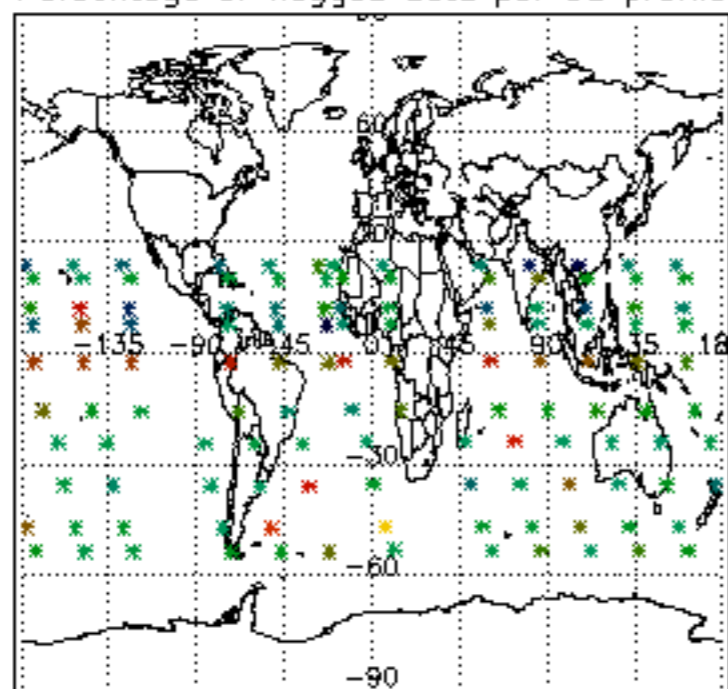
6. Auxiliary Data Files used for the production reported in section 2

The number reported in the third column indicates since which file (see list in section 2) the corresponding auxiliary file has been used. The fourth column is the date of those product files.

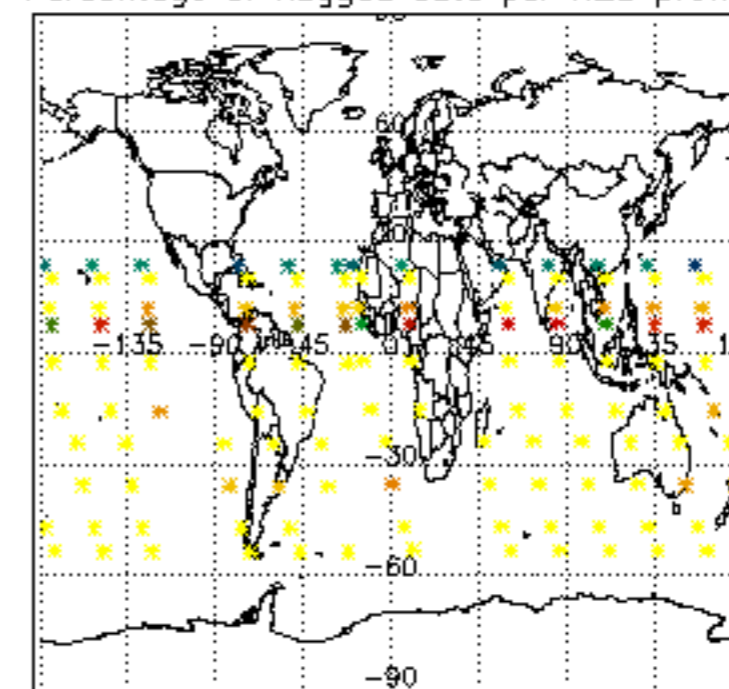
Type	Auxiliary Filename	Used since product	Used since product date
INST_PHYS_CHARACTERISTICS	GOM_INS_AXVIEC20091111_143220_20030716_120000_20500101_000000	1	08-MAR-2007 00:02:52
LEVEL-2_PROC_CONFIG	GOM_PR2_AXVIEC20091111_152718_20020301_000000_20500101_000000	1	08-MAR-2007 00:02:52
CROSS_SECTIONS_FILE	GOM_CRS_AXVIEC20091111_154832_20020301_000000_20500101_000000	1	08-MAR-2007 00:02:52



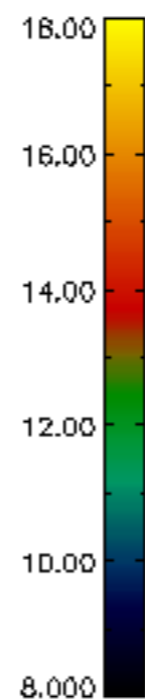
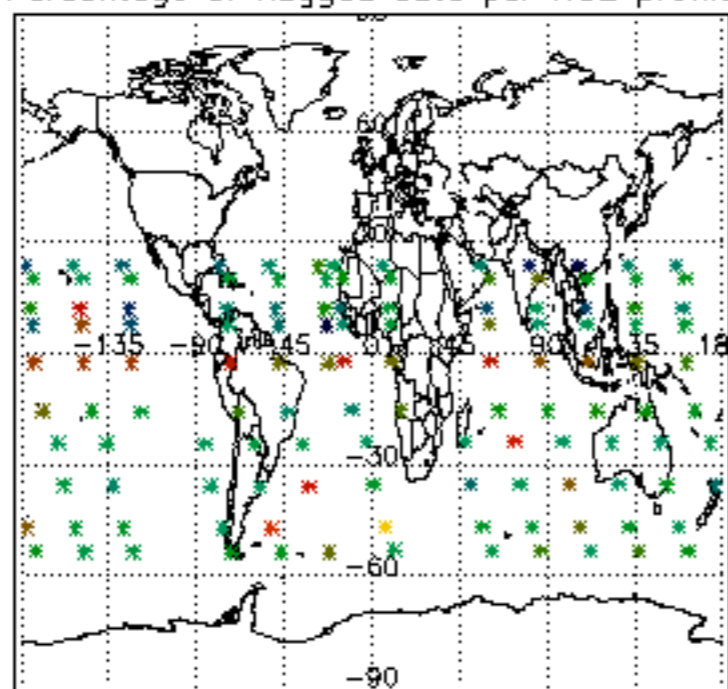
Percentage of flagged data per D3 profile



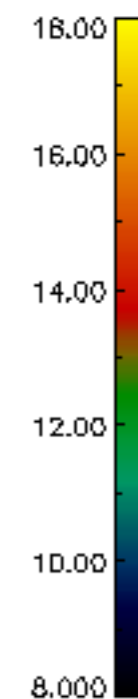
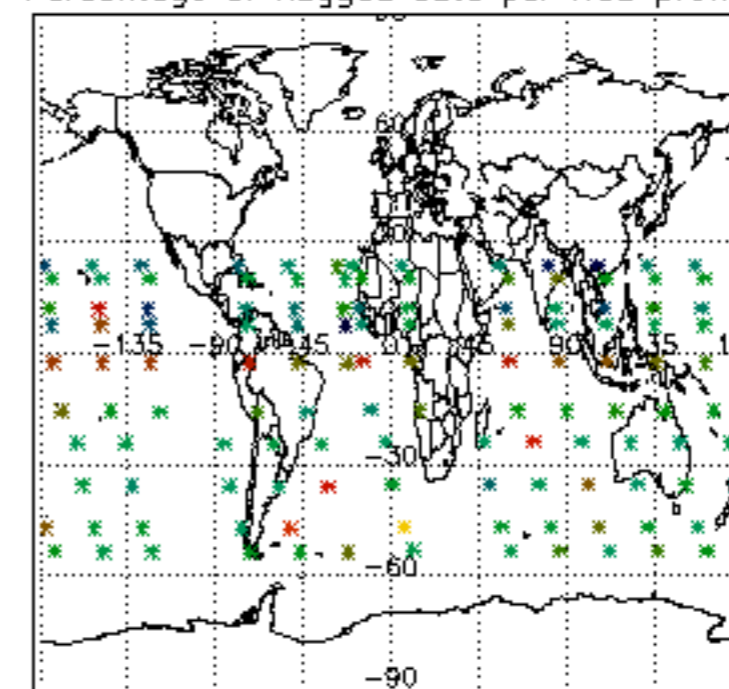
Percentage of flagged data per H2O profile

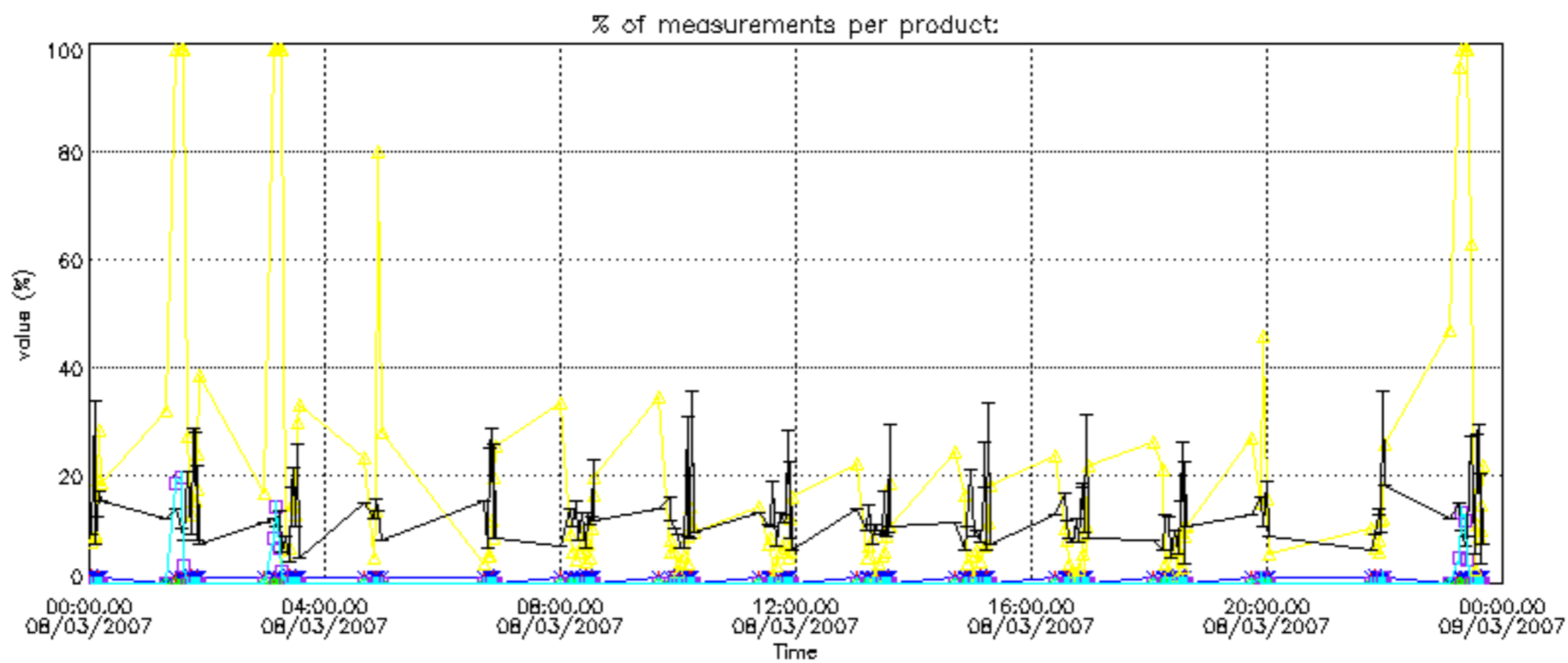


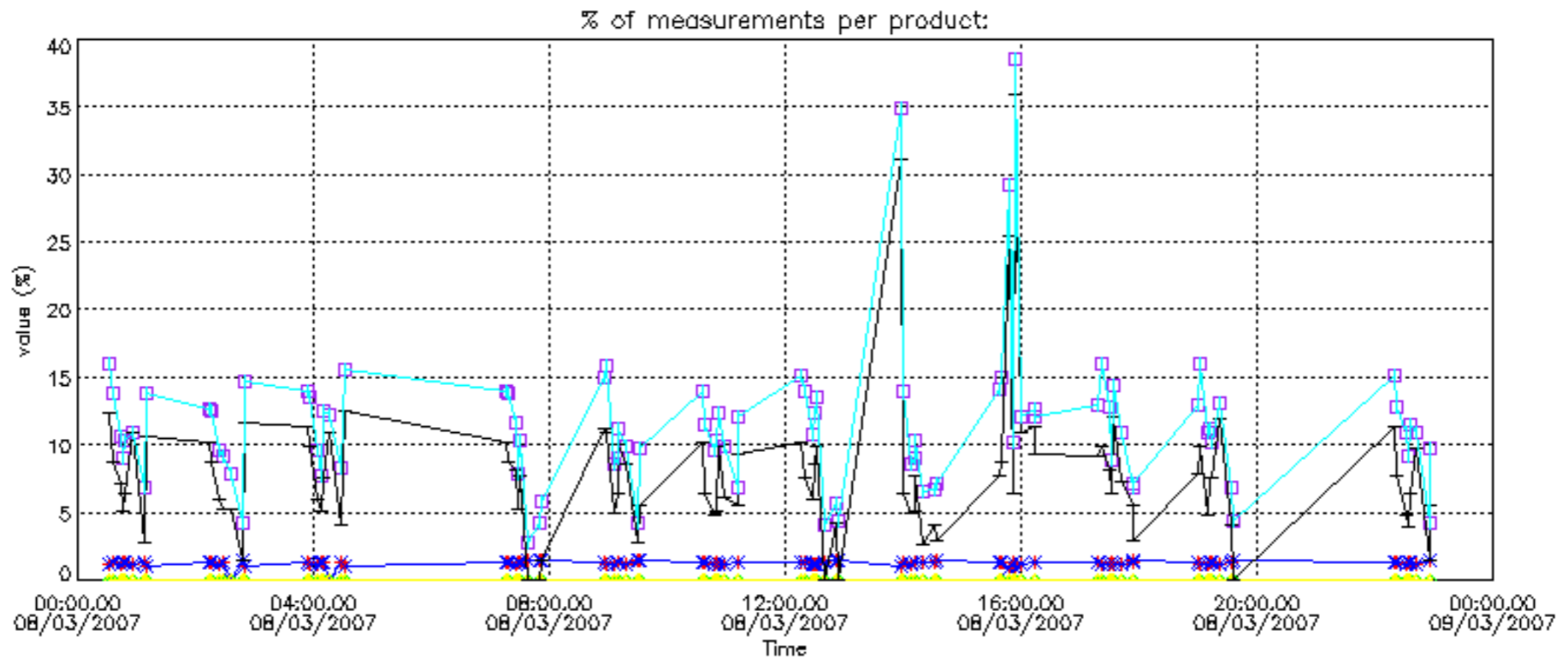
Percentage of flagged data per NO2 profile



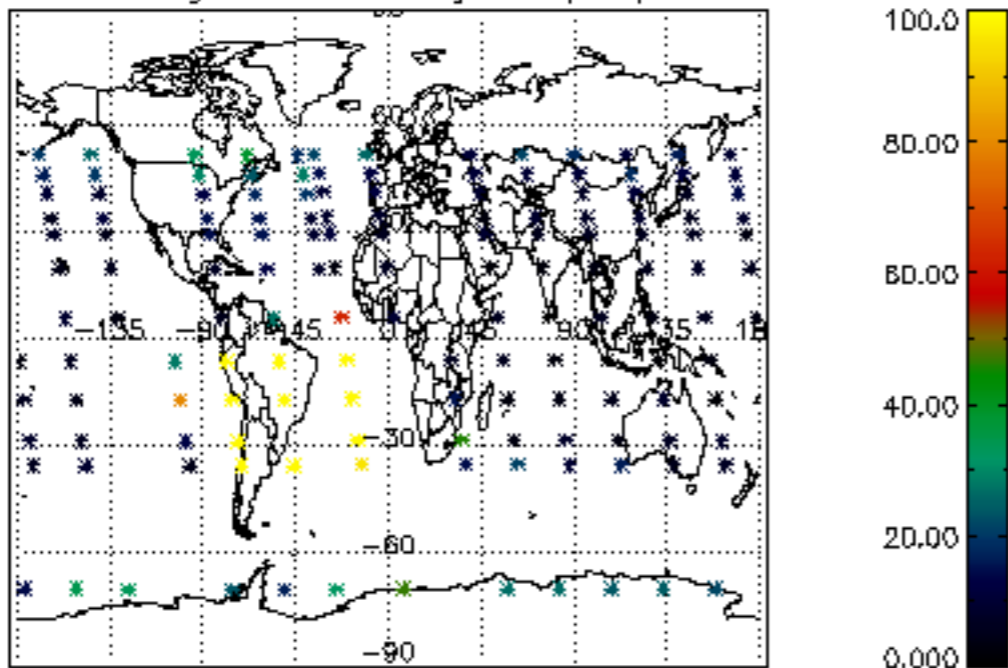
Percentage of flagged data per NO3 profile



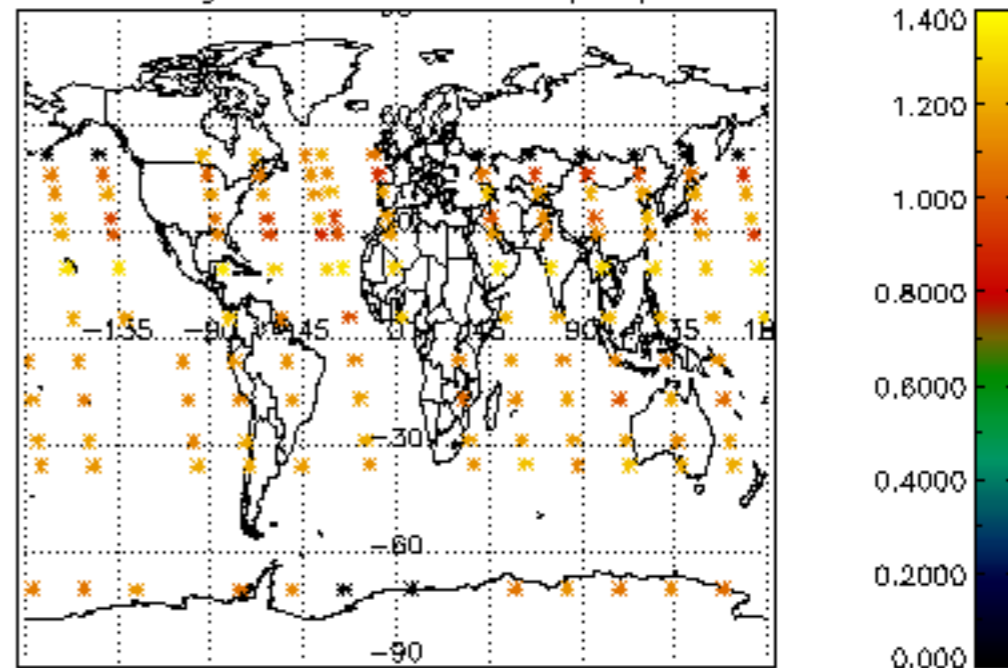




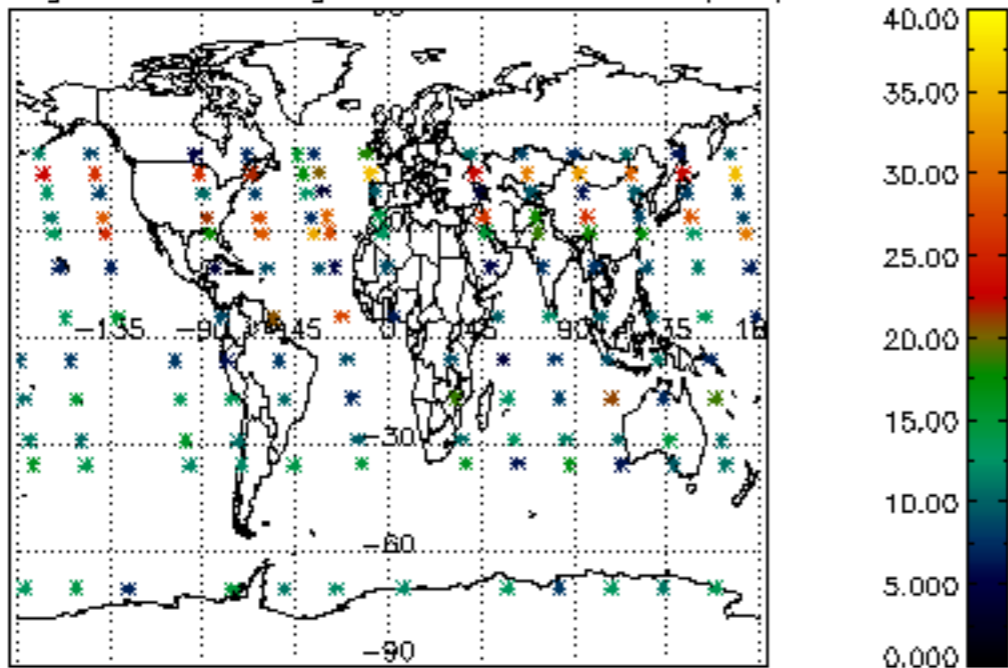
Percentage of cosmic ray hits per profile



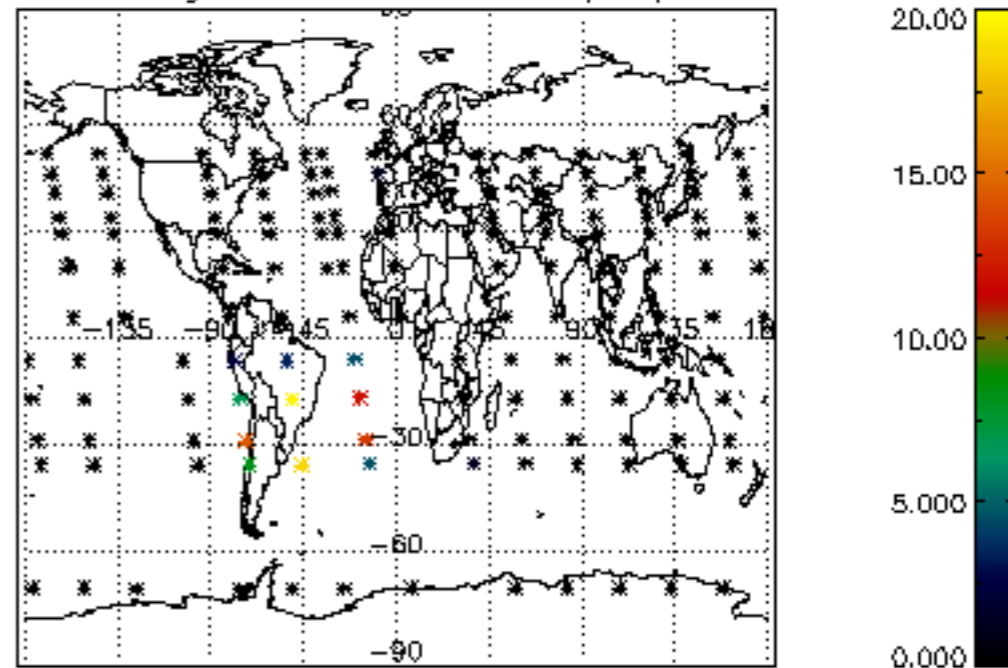
Percentage of datation errors per profile



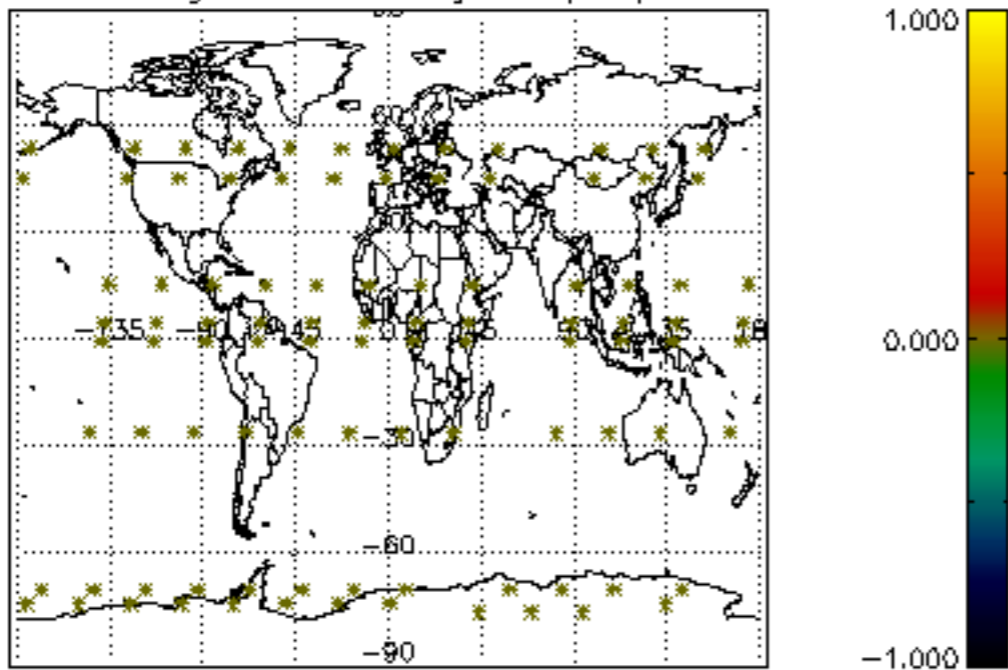
Percentage of star falling outside central band per profile



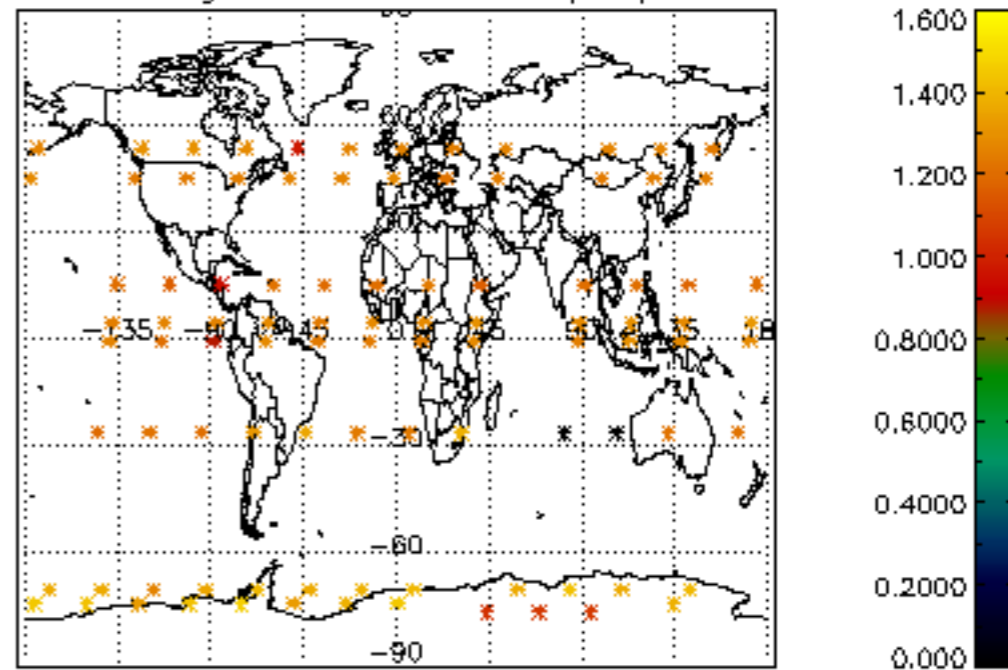
Percentage of saturation errors per profile



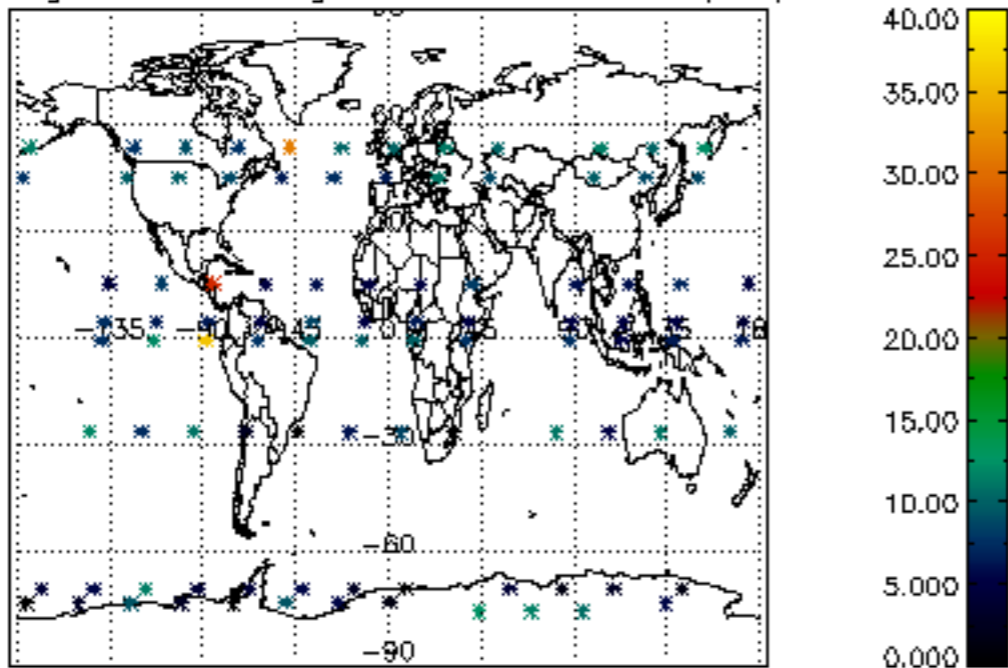
Percentage of cosmic ray hits per profile



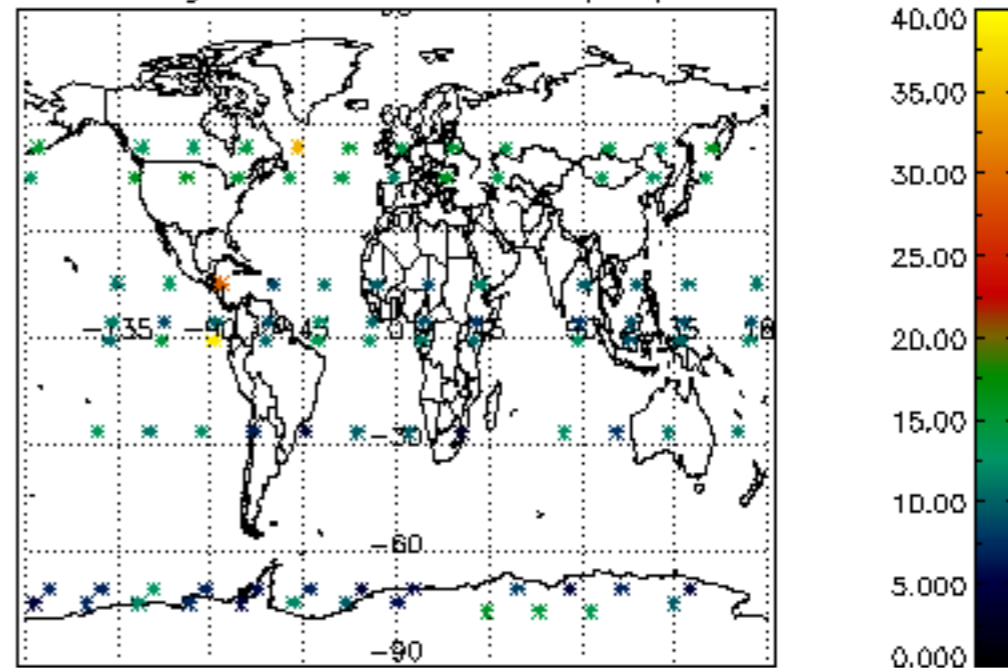
Percentage of datation errors per profile

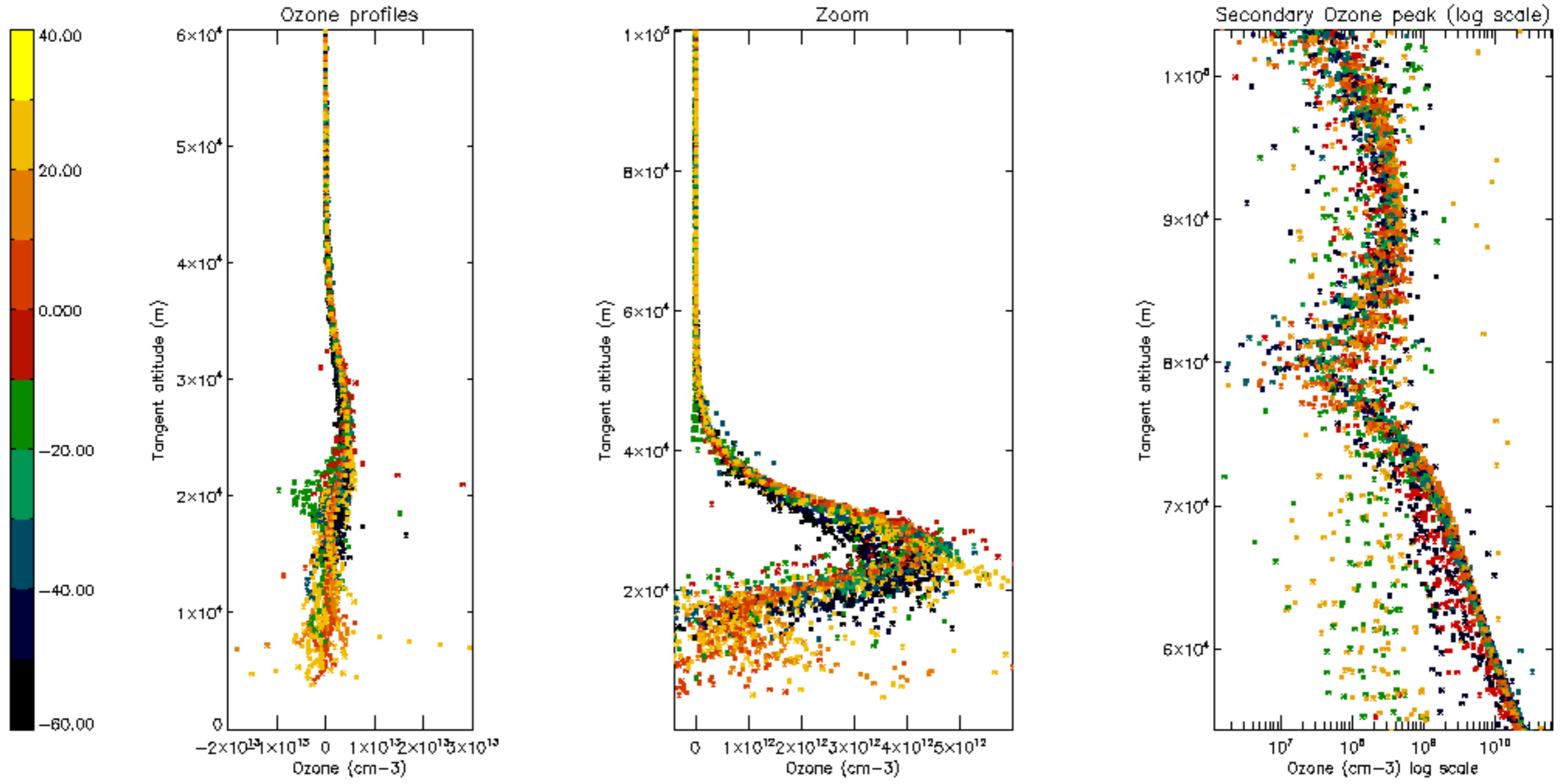


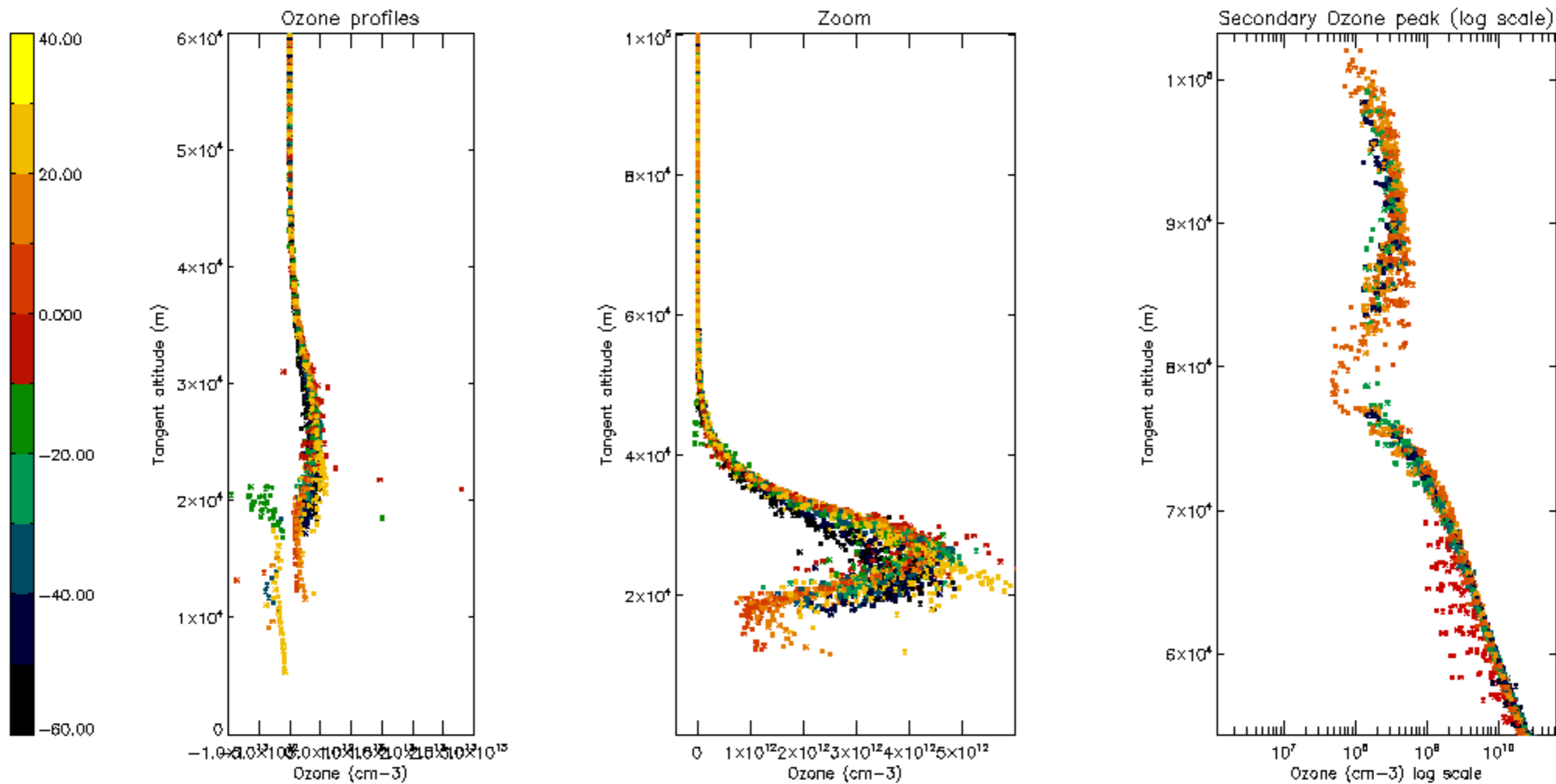
Percentage of star falling outside central band per profile

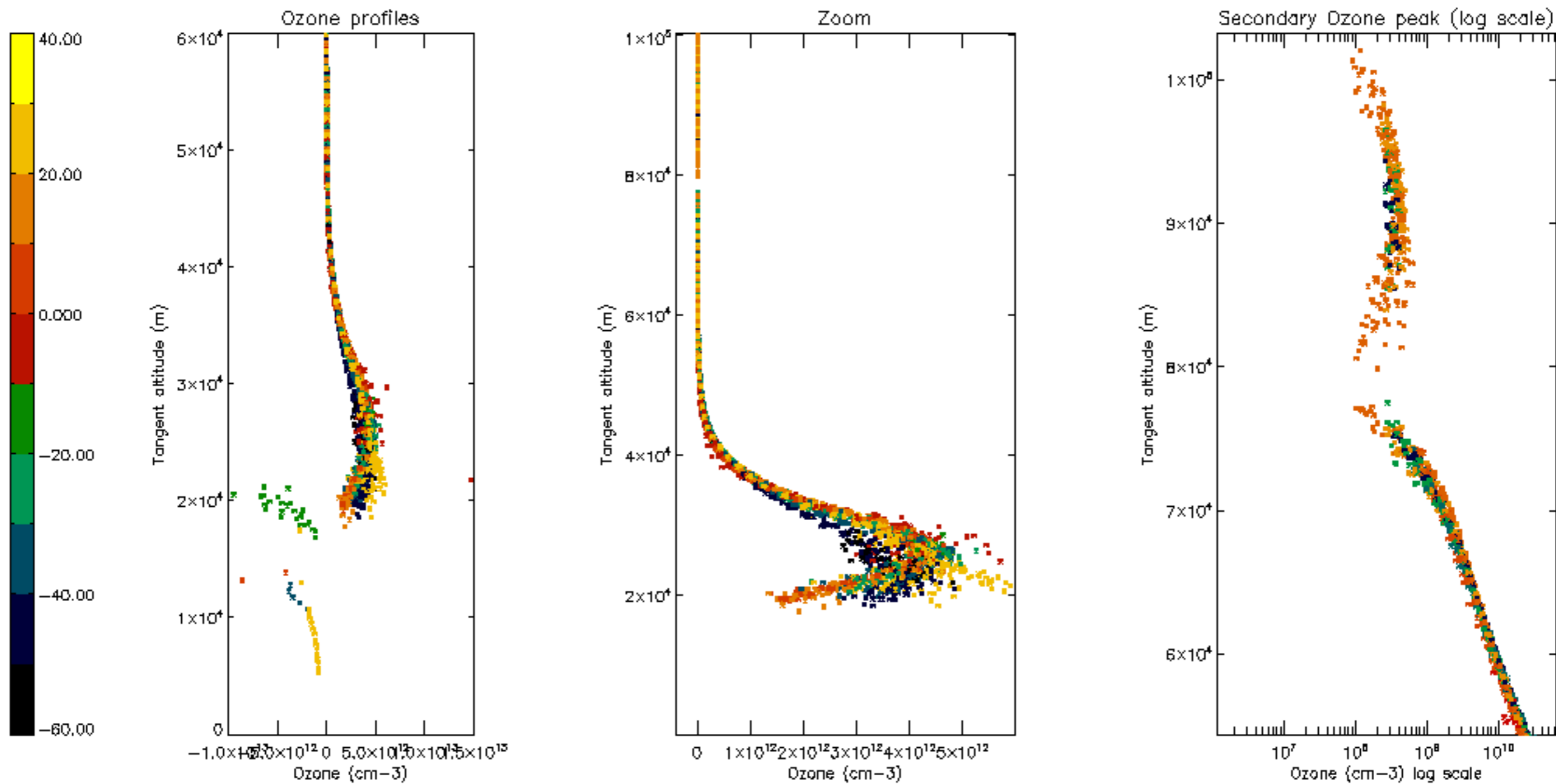


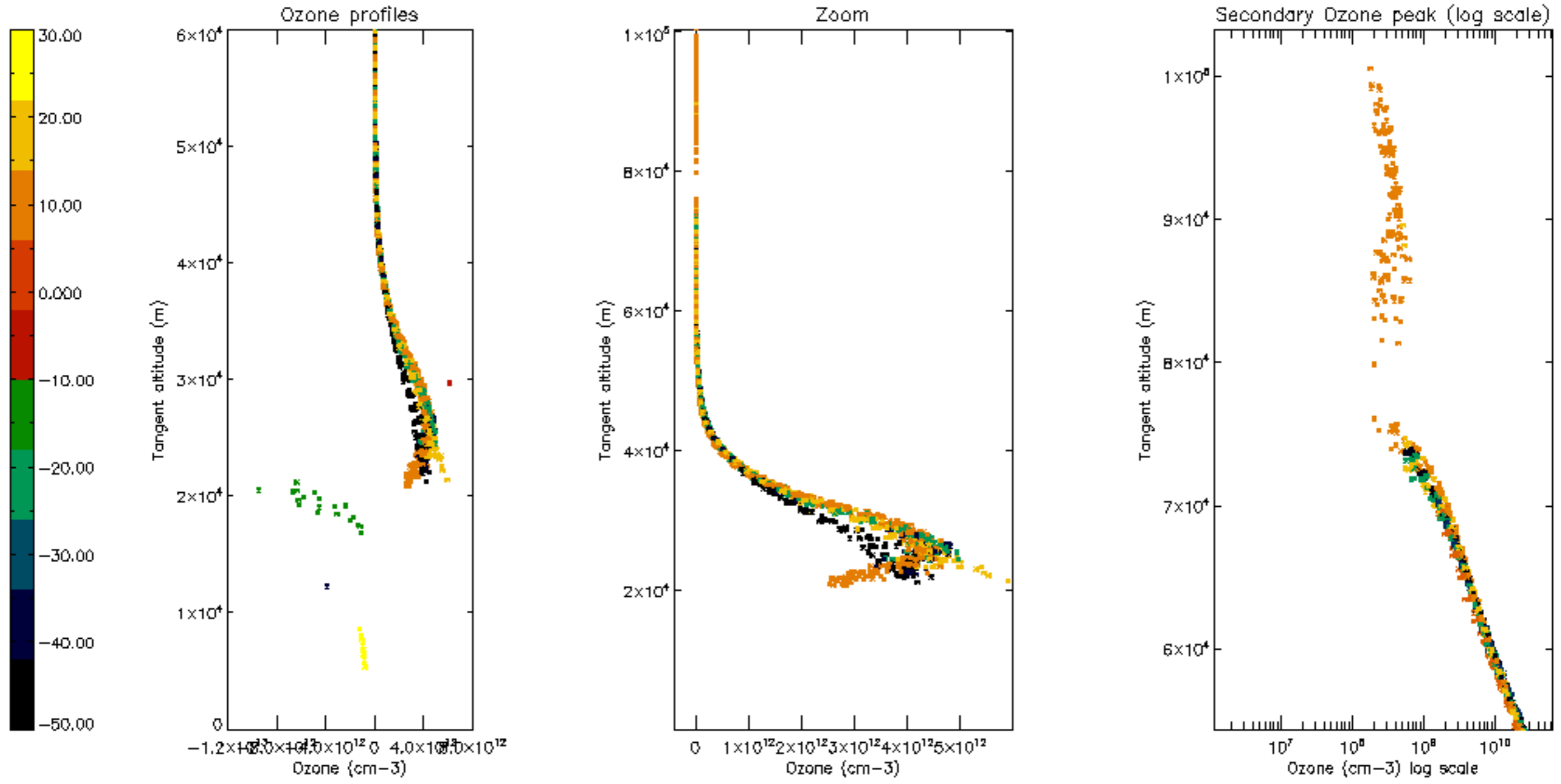
Percentage of saturation errors per profile

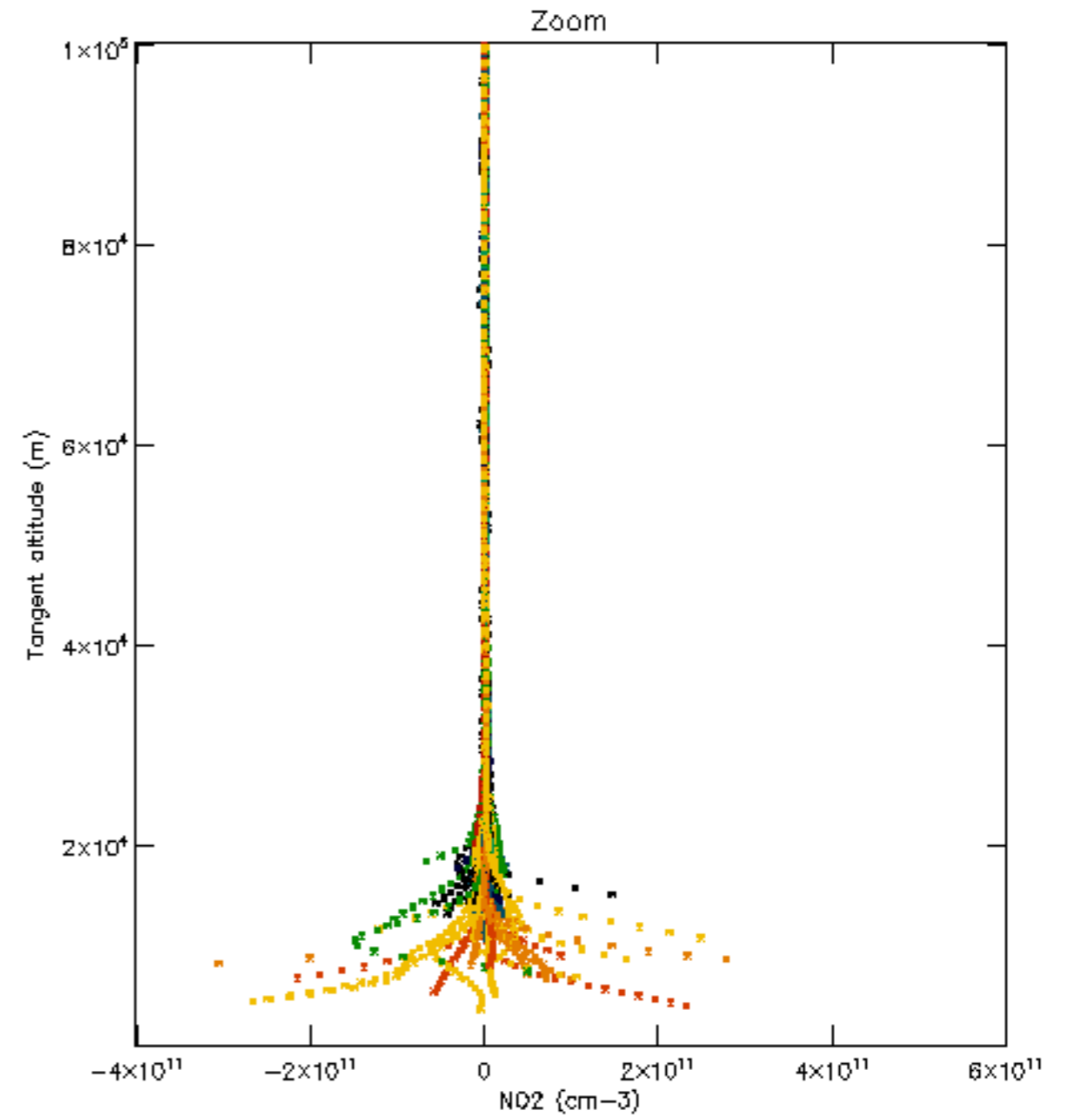
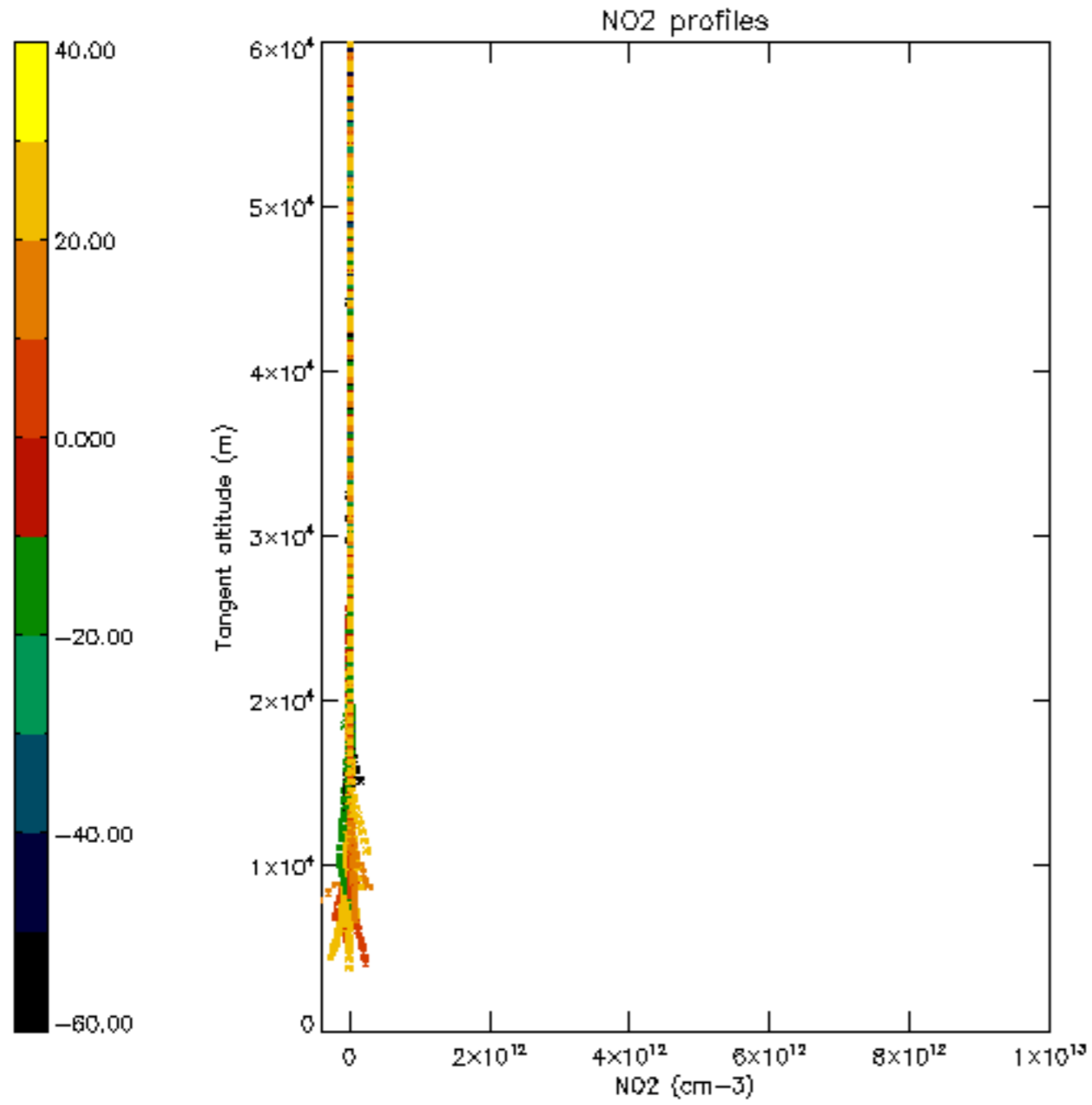


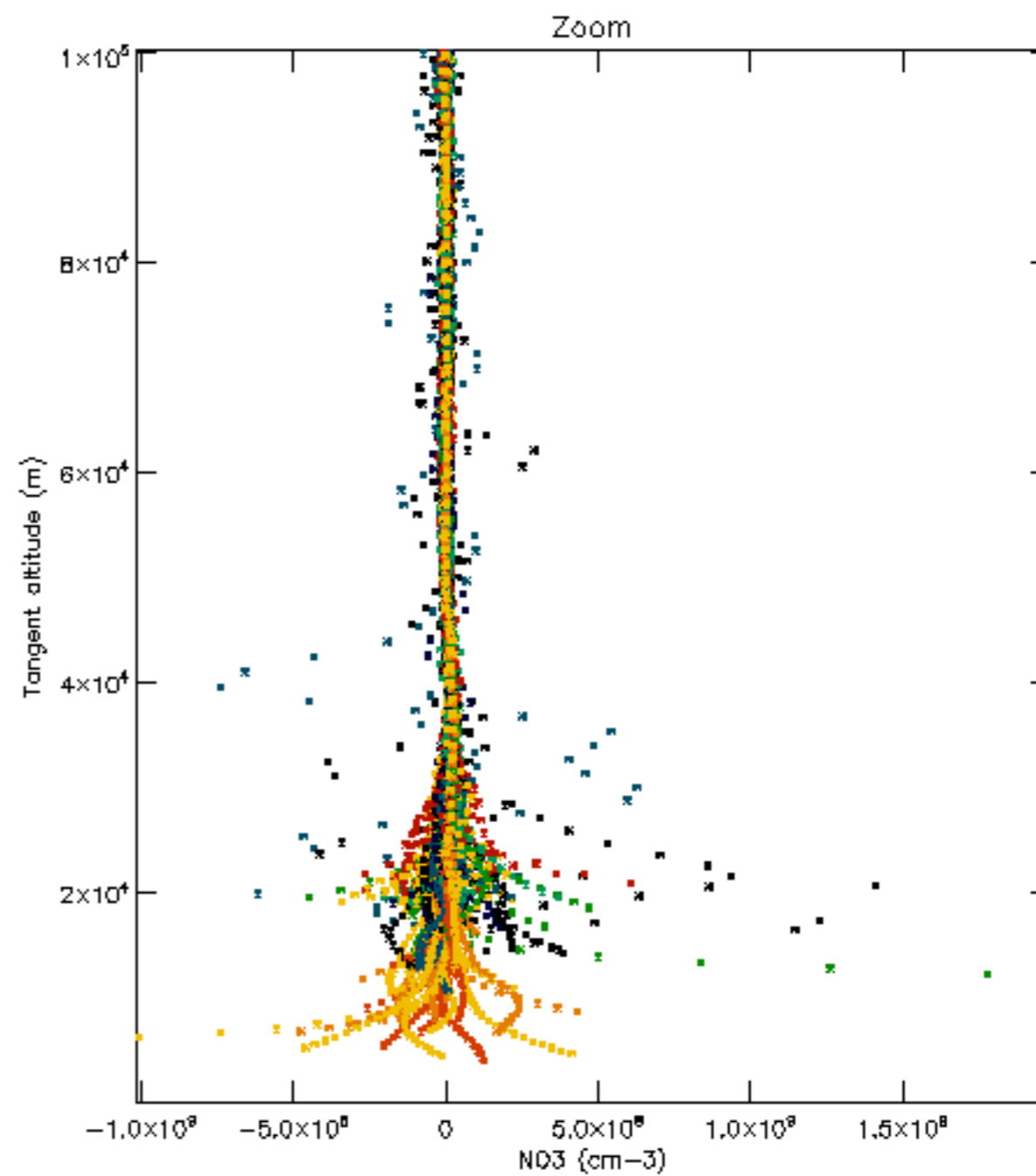
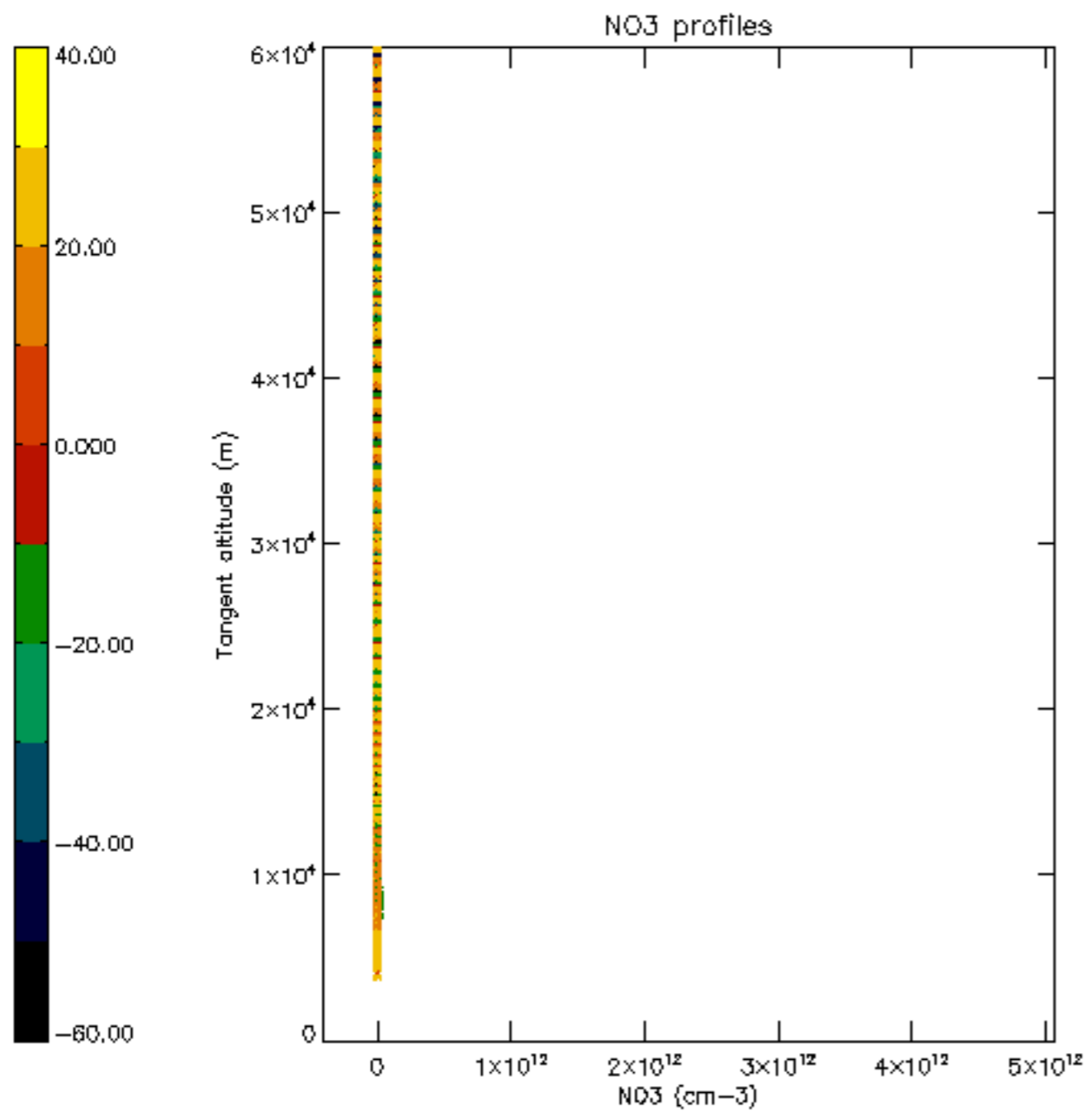


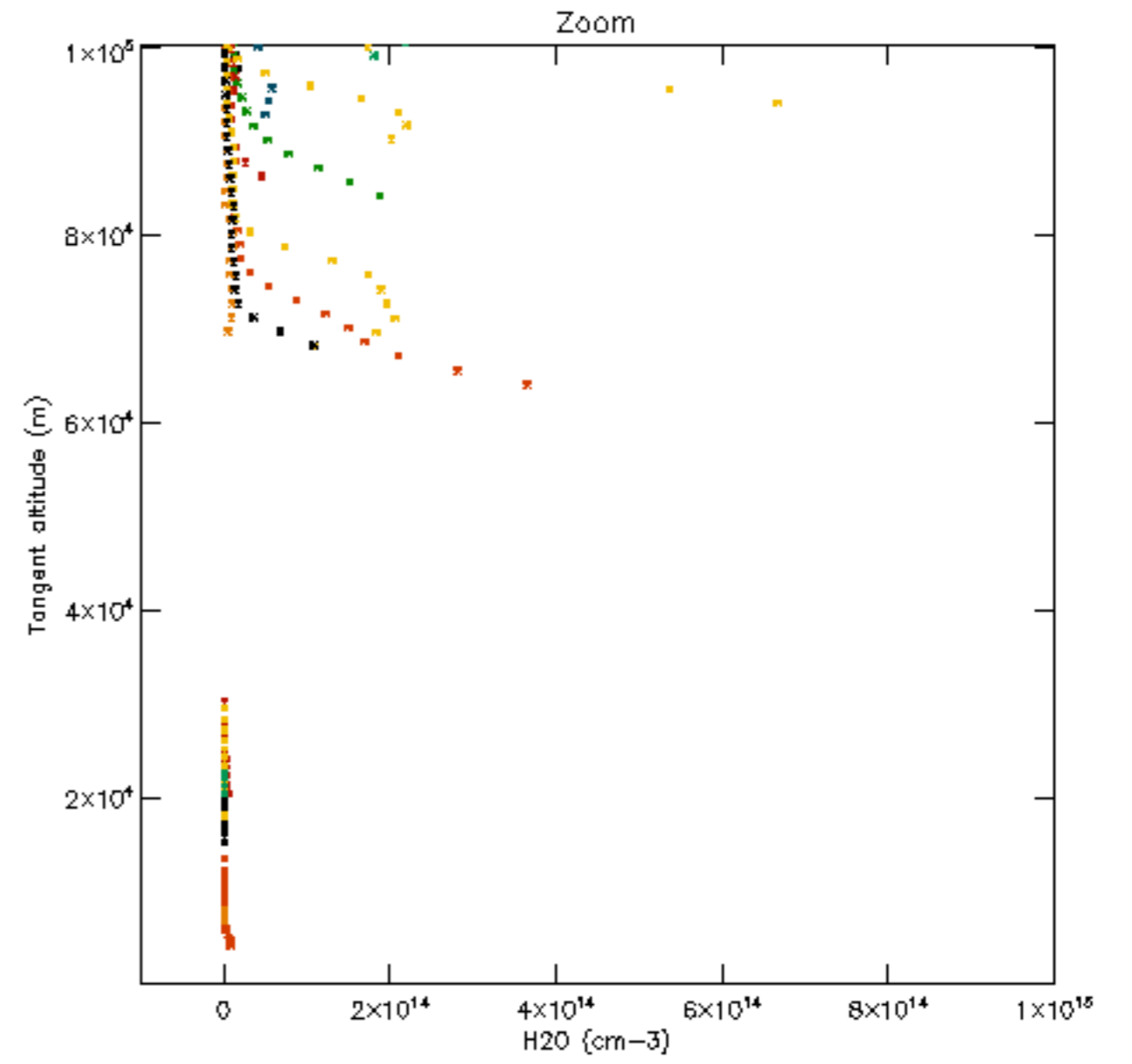
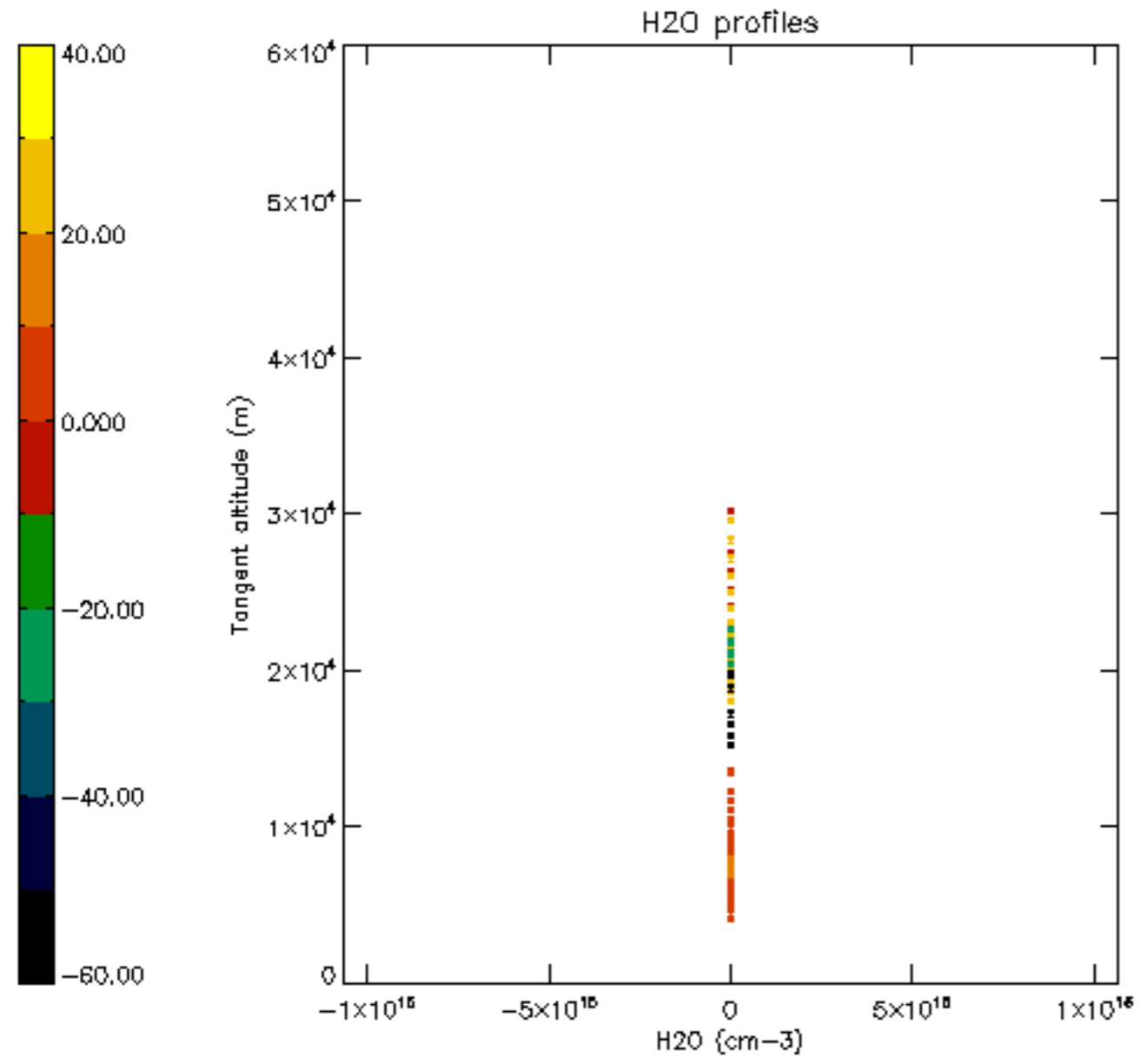


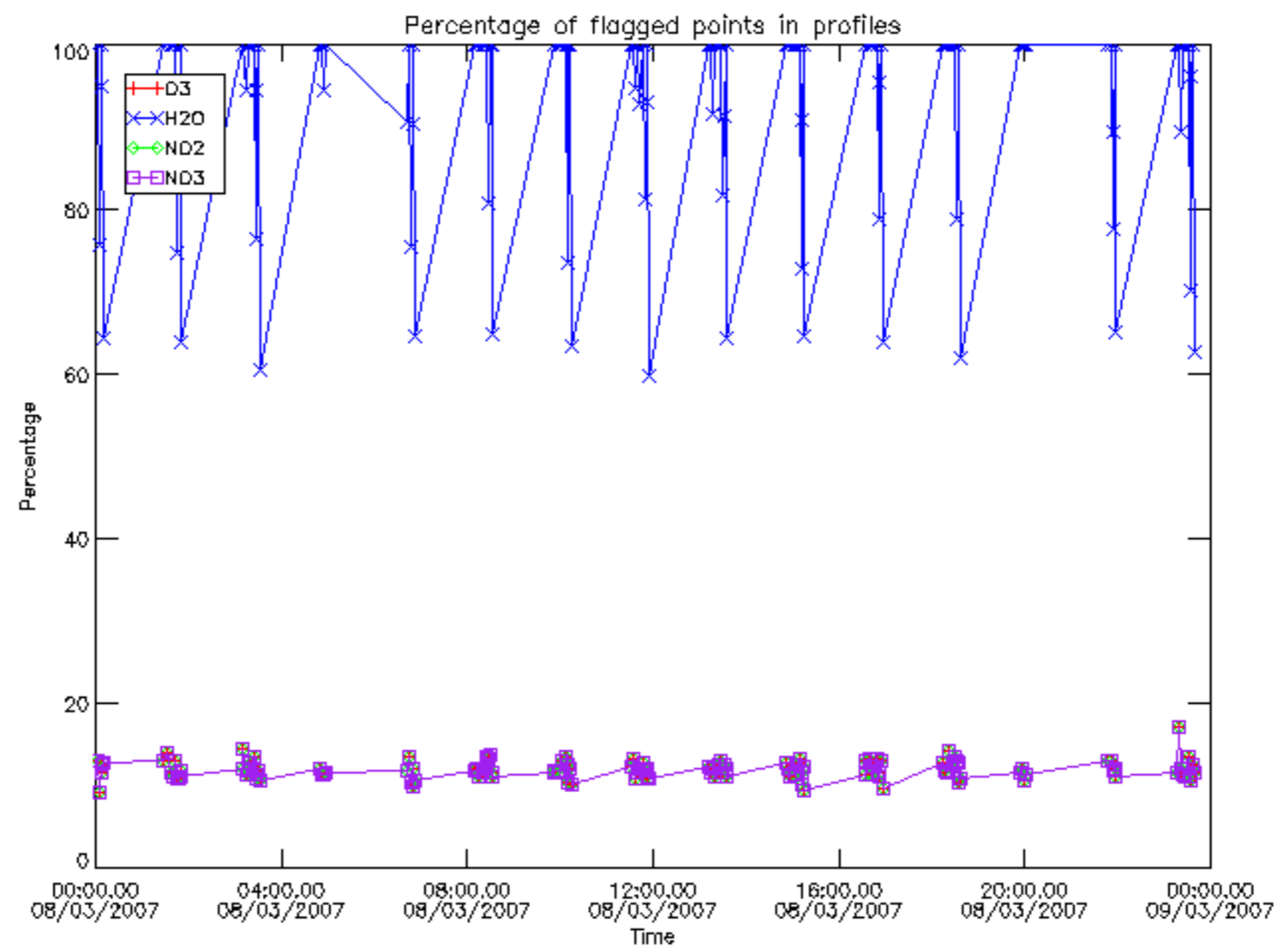




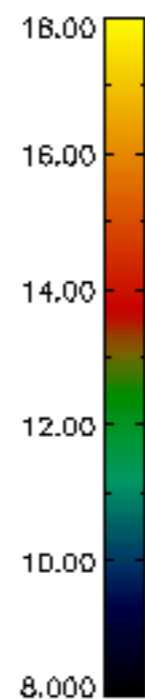
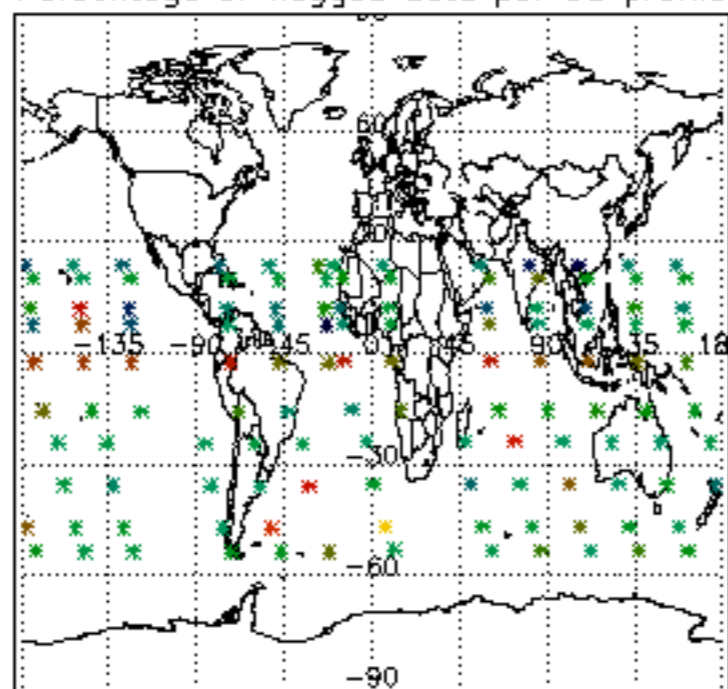




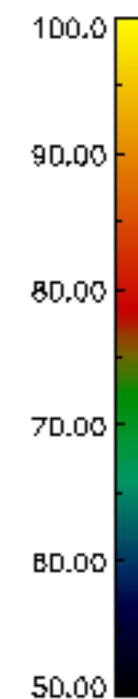
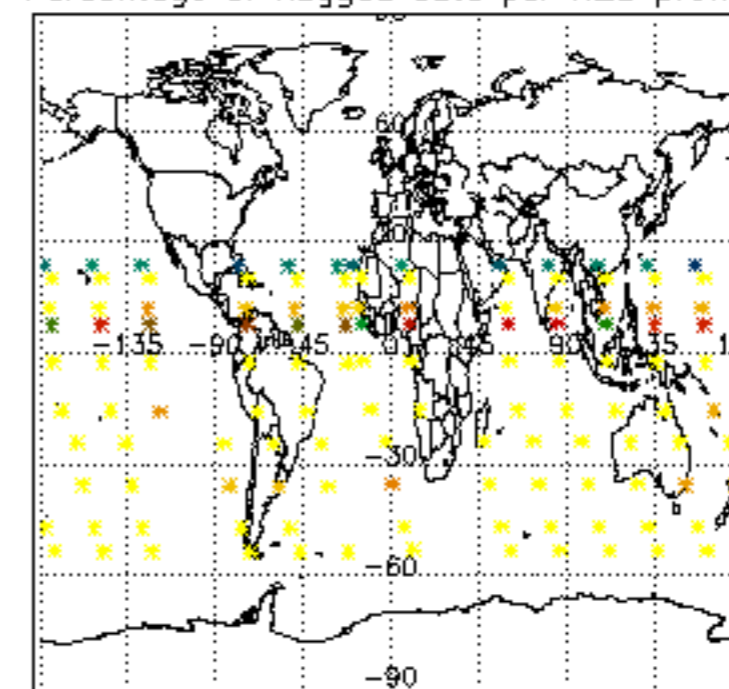




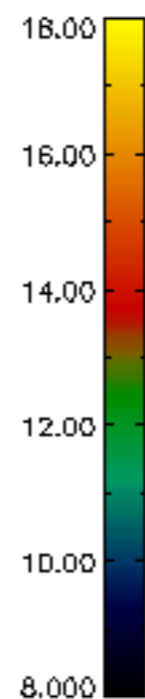
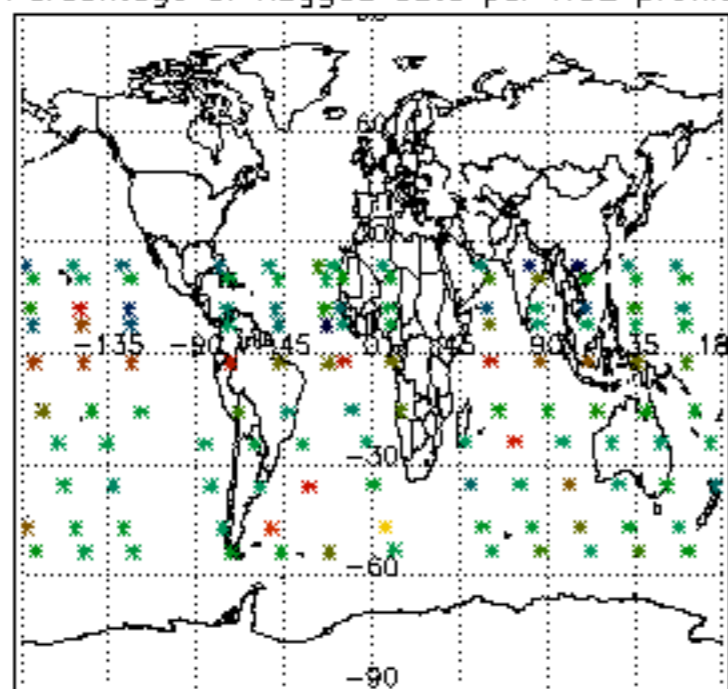
Percentage of flagged data per D3 profile



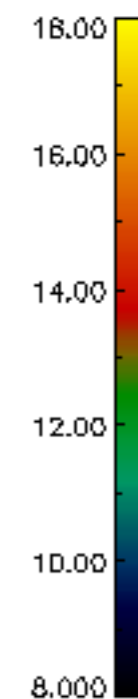
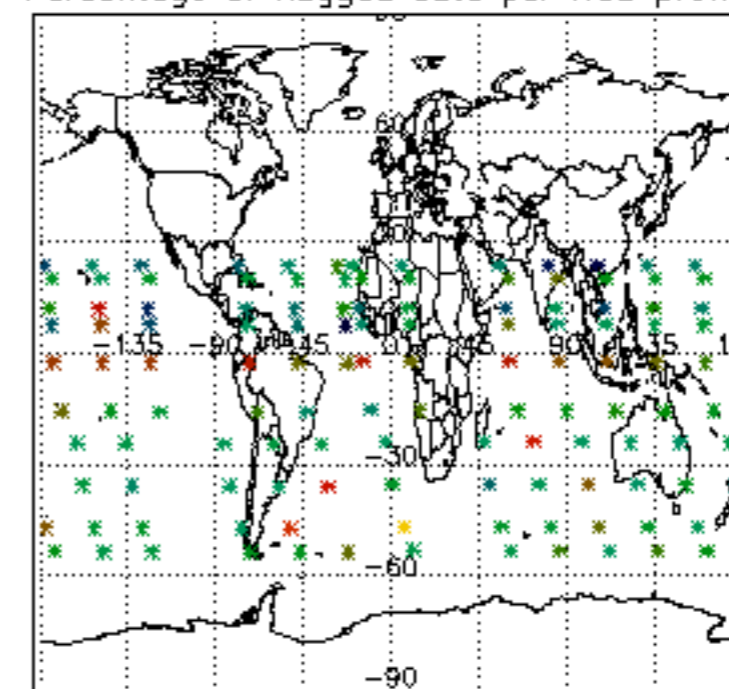
Percentage of flagged data per H2O profile

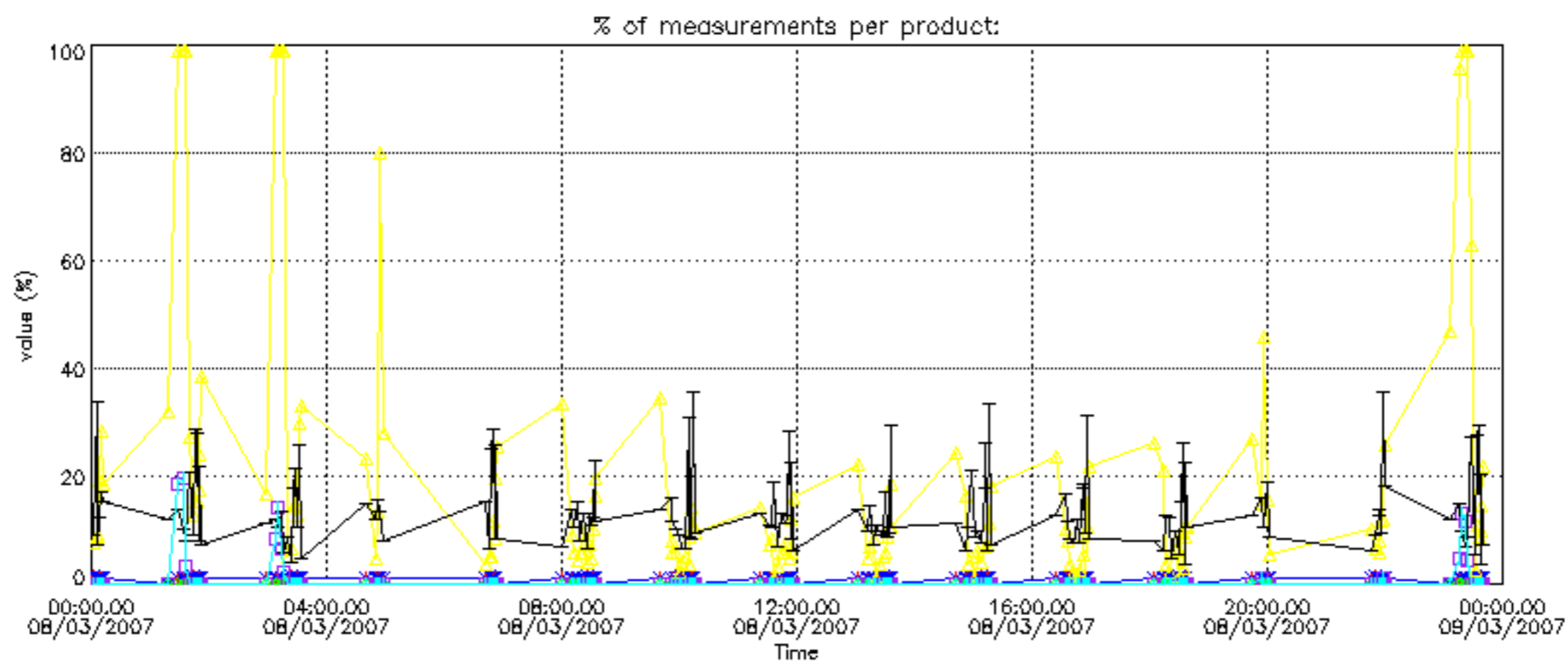


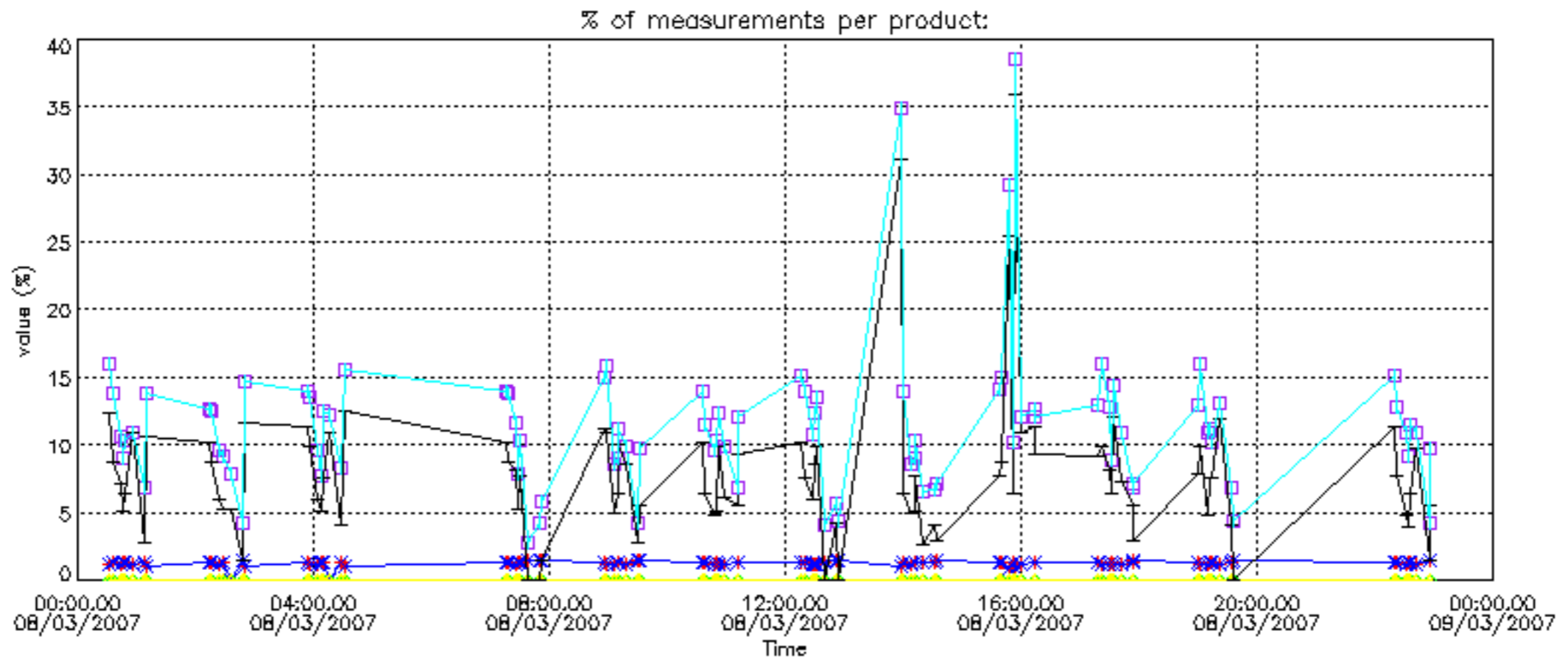
Percentage of flagged data per NO2 profile



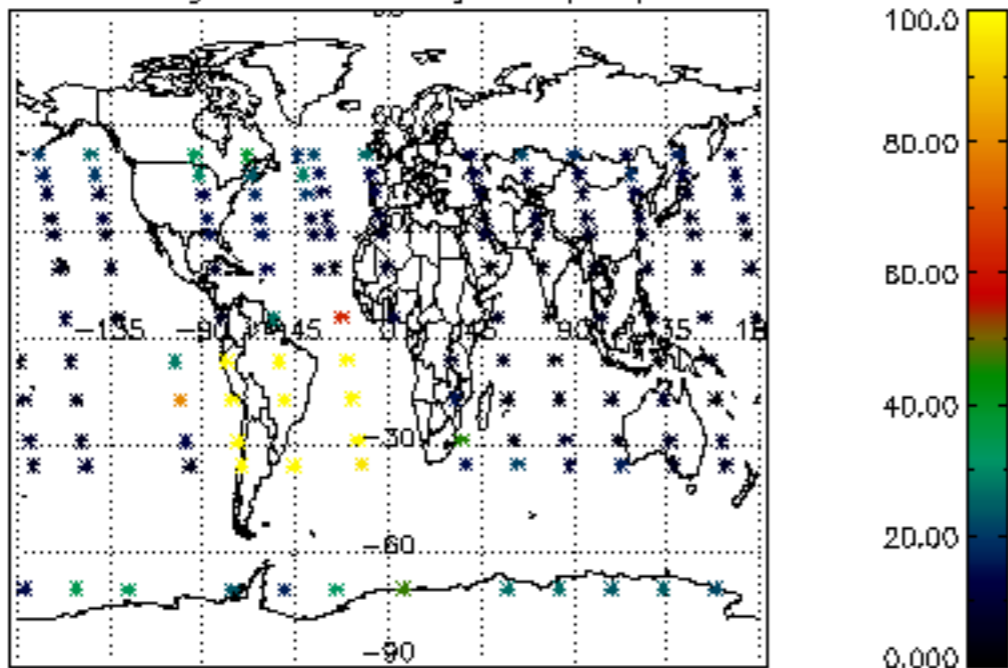
Percentage of flagged data per NO3 profile



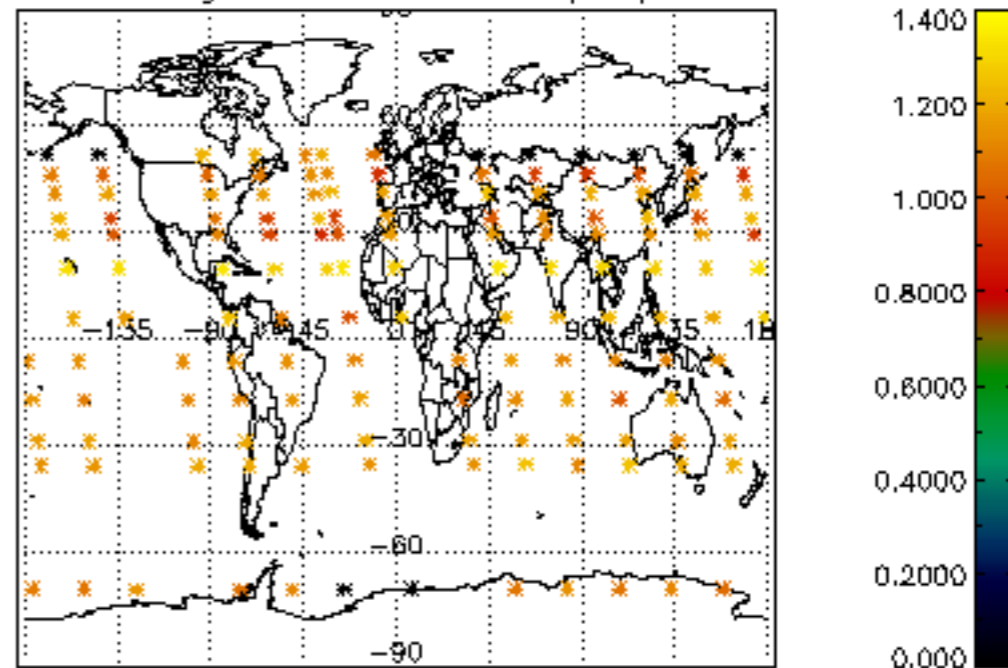




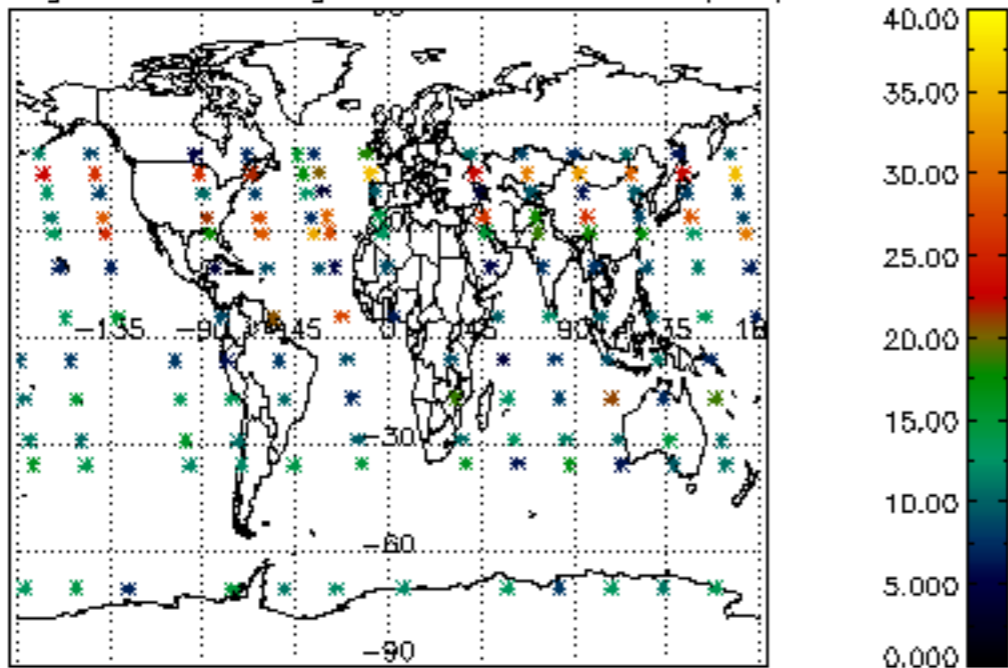
Percentage of cosmic ray hits per profile



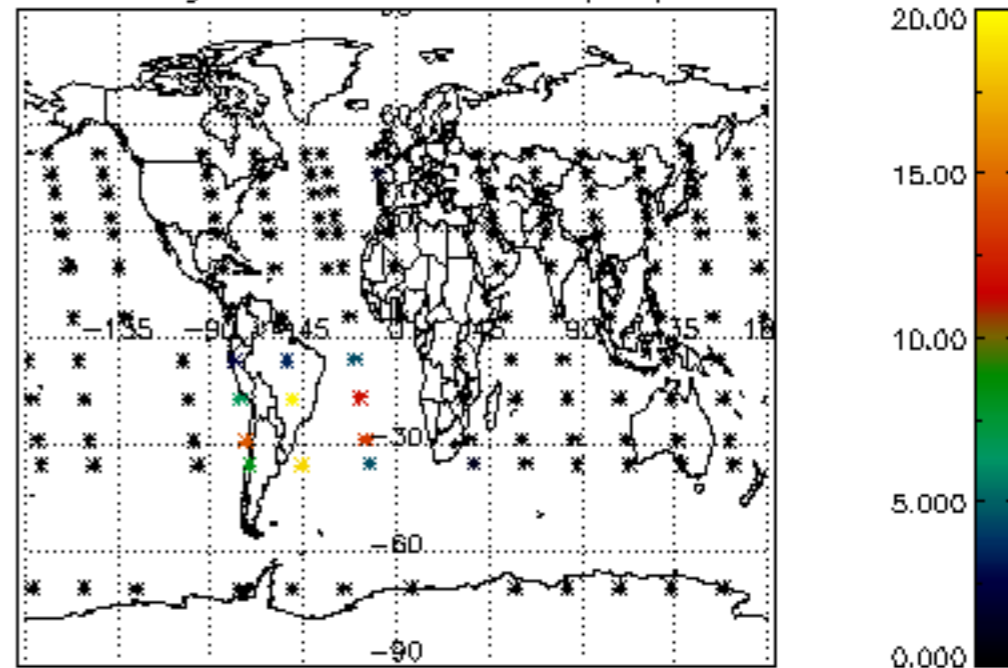
Percentage of datation errors per profile



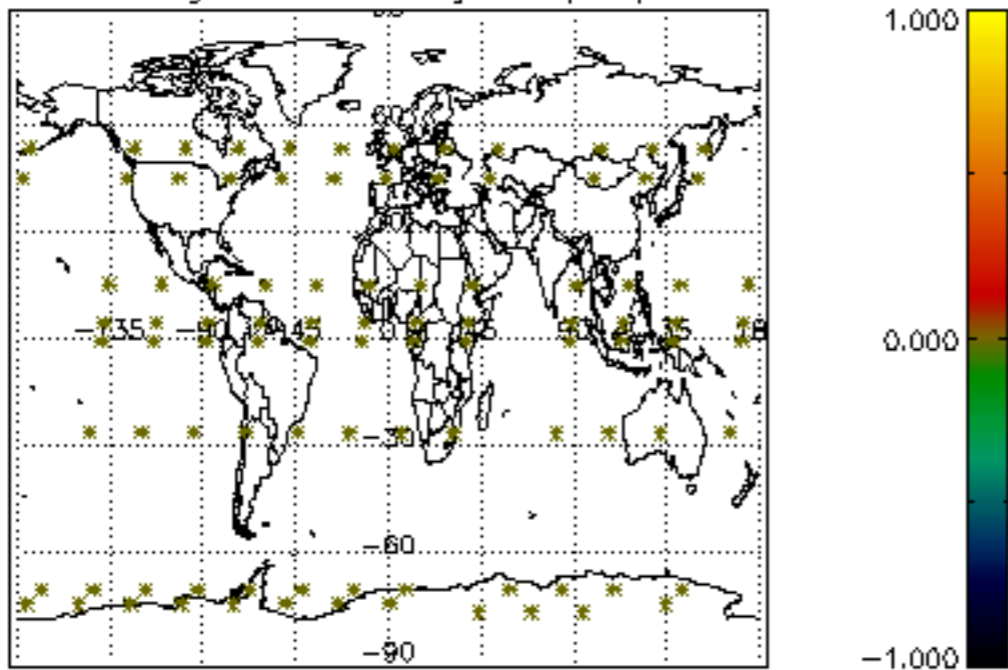
Percentage of star falling outside central band per profile



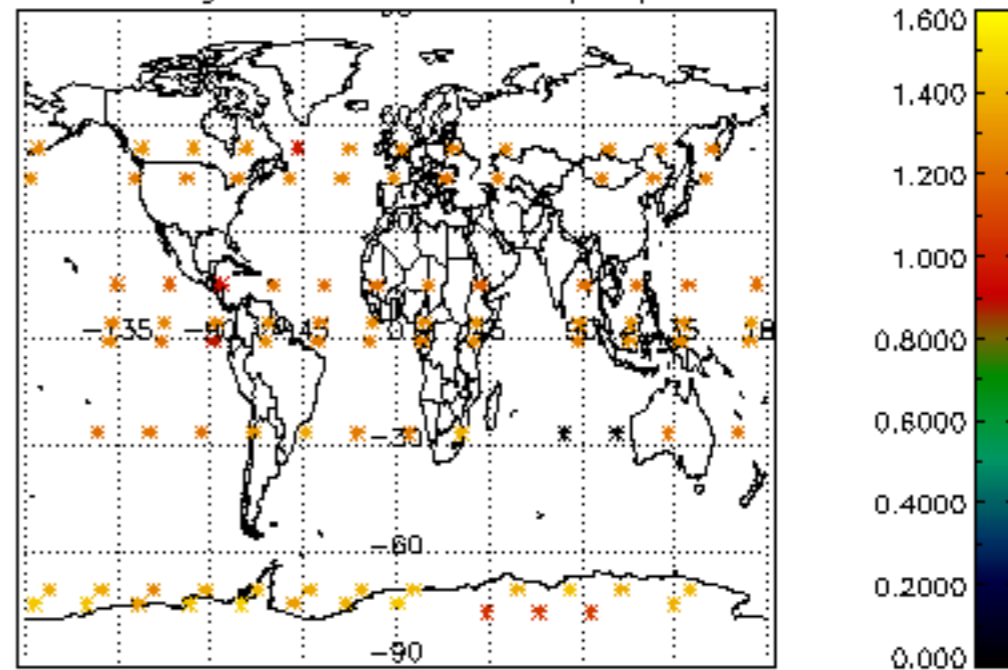
Percentage of saturation errors per profile



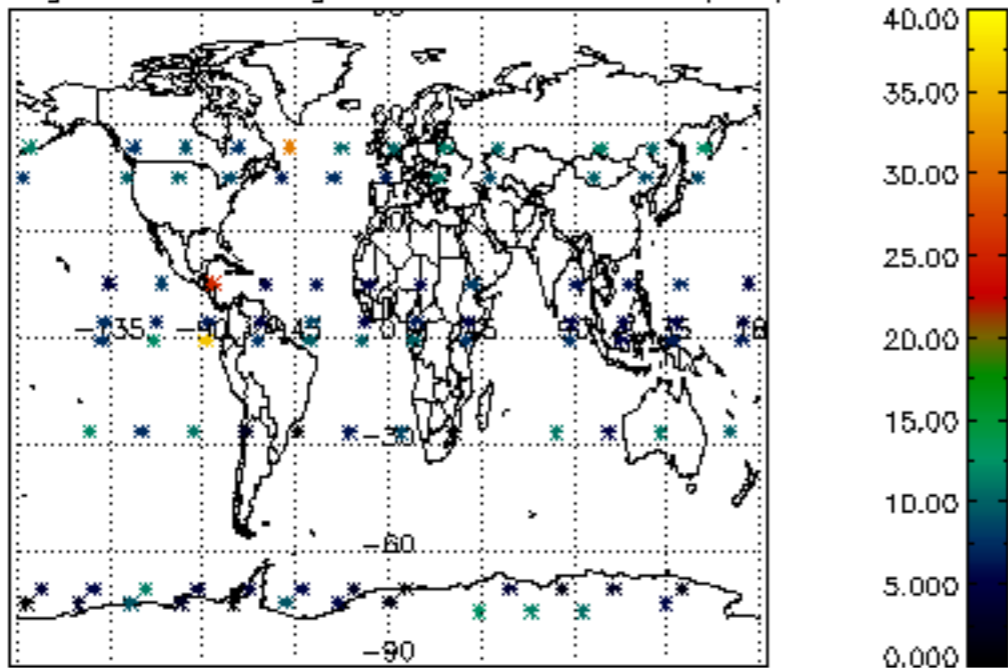
Percentage of cosmic ray hits per profile



Percentage of datation errors per profile



Percentage of star falling outside central band per profile



Percentage of saturation errors per profile

