

GOMOS Level 2 Daily Report

SUMMARY

[1. General Info](#)

[2. Summary of processed GOM_NL_2P products](#)

[3. Level 2 Quality information per product](#)

[3.1 Plot of level 2 quality information per product \(time dependant\)](#)

[3.2 Plot of level 2 quality information per product \(world map\)](#)

[4. Level 1 Quality information per product \(stored on level 2 products\)](#)

[4.1 Plot of level 1 quality information per product \(time dependant\)](#)

[4.1.1 Plot of level 1 quality information per product \(time dependant\): ASCENDING](#)

[4.1.2 Plot of level 1 quality information per product \(time dependant\): DESCENDING](#)

[4.2 Plot of level 1 quality information per product \(world map\)](#)

[4.2.1 Plot of level 1 quality information per product \(world map\): ASCENDING](#)

[4.2.2 Plot of level 1 quality information per product \(world map\): DESCENDING](#)

[5. Ozone profiles based on quality statistics and other trace gas profiles](#)

[5.1 Ozone statistics based on quality of products](#)

[5.2 Plot ozone profiles for all STD \(dark without errors\)](#)

[5.3 Plot ozone profiles where STD < 20% \(dark without errors\)](#)

[5.4. Plot ozone profiles where STD < 10% \(dark without errors\)](#)

[5.5. Plot ozone profiles where STD < 5% \(dark without errors\)](#)

[5.6 Plot NO2 profiles for all STD \(dark without errors\)](#)

[5.7 Plot NO3 profiles for all STD \(dark without errors\)](#)

[5.8 Plot H2O profiles \(only for occultations of stars 1,2,3,4,13,14,16,26,63 dark without errors\) for all STD](#)

[6. Auxiliary Data Files used for the production reported in section 2](#)

This report presents the daily analysis on parameters extracted from GOMOS level 2 data (GOM_NL__2P). It is intended to monitor some important parameters that will impact the quality of these products. A list of level 2 products (and content) that have arrived during the reporting day to the PCF is also given.

Item	Value
Time of report generation	22APR2013 17:02:42
Data source version	GOMOS/6.01
Start time of products	07-03-2007 (07MAR2007 00:00:00)
Stop time of products	08-03-2007 (08MAR2007 00:00:00)
Store outputs in DB	Yes
Nb of level 2 prods	236
Nb of prods with errors	0

2. Summary of processed GOM_NL__2P products.

Nr	Filename	UTC Start time	Limb	Duration	Star Id	Star Name	Star Mag	Star Temp	Nb Meas	Orbit	Prod. error
1	GOM_NL__2PRFIN20070307_000049_000000432056_00116_26222_8517.N1	07-MAR-2007 00:00:49	Bright	43.000	5	3Alp Lyr	0.033000	11000.	86	26222	No
2	GOM_NL__2PRFIN20070307_000851_000000422056_00116_26222_8518.N1	07-MAR-2007 00:08:51	Bright	42.000	168	17Zet Aql	2.9860	11000.	84	26222	No
3	GOM_NL__2PRFIN20070307_002359_000000452056_00116_26222_8519.N1	07-MAR-2007 00:23:59	Dark	44.500	38	20Eps Sgr	1.8360	11000.	89	26222	No
4	GOM_NL__2PRFIN20070307_002708_000000492056_00116_26222_8520.N1	07-MAR-2007 00:27:08	Dark	48.500	25	35Lam Sco	1.6200	28000.	97	26222	No
5	GOM_NL__2PRFIN20070307_003026_000000412056_00117_26223_8515.N1	07-MAR-2007 00:30:26	Dark	41.000	141	Bet Ara	2.8400	4600.0	82	26223	No
6	GOM_NL__2PRFIN20070307_003702_000000482056_00117_26223_8516.N1	07-MAR-2007 00:37:02	Dark	47.500	4	Alp1Cen	-0.010000	5800.0	95	26223	No
7	GOM_NL__2PRFIN20070307_003819_000000412056_00117_26223_8517.N1	07-MAR-2007 00:38:19	Dark	41.000	10	Bet Cen	0.610000	28000.	82	26223	No
8	GOM_NL__2PRFIN20070307_004014_000000442056_00117_26223_8518.N1	07-MAR-2007 00:40:14	Dark	43.500	77	Eps Cen	2.3030	28000.	87	26223	No
9	GOM_NL__2PRFIN20070307_004148_000000462056_00117_26223_8519.N1	07-MAR-2007 00:41:48	Dark	45.500	26	Gam Cru	1.6240	2900.0	91	26223	No
10	GOM_NL__2PRFIN20070307_004321_000000432056_00117_26223_8520.N1	07-MAR-2007 00:43:21	Dark	43.000	64	Gam Cen	2.2000	10600.	86	26223	No
11	GOM_NL__2PRFIN20070307_010415_000000392056_00117_26223_8521.N1	07-MAR-2007 01:04:15	Bright	39.000	22	32Alp Leo	1.3600	15200.	78	26223	No
12	GOM_NL__2PRFIN20070307_010643_000000422056_00117_26223_8522.N1	07-MAR-2007 01:06:43	Bright	41.500	51	41Gam1Leo	2.0100	4500.0	83	26223	No
13	GOM_NL__2PRFIN20070307_011512_000000422056_00117_26223_8523.N1	07-MAR-2007 01:15:12	Bright	42.000	174	52Psi UMa	3.0040	4400.0	84	26223	No
14	GOM_NL__2PRFIN20070307_011809_000000392056_00117_26223_8524.N1	07-MAR-2007 01:18:09	Bright	39.000	82	48Bet UMa	2.3650	10600.	78	26223	No
15	GOM_NL__2PRFIN20070307_011933_000000402056_00117_26223_8525.N1	07-MAR-2007 01:19:33	Bright	39.500	36	50Alp UMa	1.8000	6300.0	79	26223	No
16	GOM_NL__2PRFIN20070307_012646_000000402056_00117_26223_8526.N1	07-MAR-2007 01:26:46	Bright	40.000	60	7Bet UMi	2.0810	3950.0	80	26223	No
17	GOM_NL__2PRFIN20070307_013918_000000362056_00117_26223_8527.N1	07-MAR-2007 01:39:18	Bright	36.000	144	18Del Cyg	2.8600	11000.	72	26223	No
18	GOM_NL__2PRFIN20070307_014125_000000462056_00117_26223_8528.N1	07-MAR-2007 01:41:25	Bright	46.000	5	3Alp Lyr	0.033000	11000.	92	26223	No
19	GOM_NL__2PRFIN20070307_014928_000000442056_00117_26223_8529.N1	07-MAR-2007 01:49:28	Bright	43.500	168	17Zet Aql	2.9860	11000.	87	26223	No
20	GOM_NL__2PRFIN20070307_015928_000000422056_00117_26223_8530.N1	07-MAR-2007 01:59:28	Dark	42.000	155	41Pi Sgr	2.9000	6600.0	84	26223	No
21	GOM_NL__2PRFIN20070307_020121_000000452056_00117_26223_8531.N1	07-MAR-2007 02:01:21	Dark	45.000	57	34Sig Sgr	2.0660	26000.	90	26223	No
22	GOM_NL__2PRFIN20070307_020436_000000462056_00117_26223_8532.N1	07-MAR-2007 02:04:36	Dark	45.500	38	20Eps Sgr	1.8360	11000.	91	26223	No
23	GOM_NL__2PRFIN20070307_020745_000000472056_00117_26223_8533.N1	07-MAR-2007 02:07:45	Dark	47.000	25	35Lam Sco	1.6200	28000.	94	26223	No
24	GOM_NL__2PRFIN20070307_021103_000000412056_00118_26224_8540.N1	07-MAR-2007 02:11:03	Dark	41.000	141	Bet Ara	2.8400	4600.0	82	26224	No
25	GOM_NL__2PRFIN20070307_021738_000000532056_00118_26224_8541.N1	07-MAR-2007 02:17:38	Dark	53.000	4	Alp1Cen	-0.010000	5800.0	106	26224	No
26	GOM_NL__2PRFIN20070307_021856_000000532056_00118_26224_8542.N1	07-MAR-2007 02:18:56	Dark	52.500	10	Bet Cen	0.610000	28000.	105	26224	No
27	GOM_NL__2PRFIN20070307_022051_000000432056_00118_26224_8543.N1	07-MAR-2007 02:20:51	Dark	43.000	77	Eps Cen	2.3030	28000.	86	26224	No
28	GOM_NL__2PRFIN20070307_022224_000000472056_00118_26224_8544.N1	07-MAR-2007 02:22:24	Dark	46.500	26	Gam Cru	1.6240	2900.0	93	26224	No
29	GOM_NL__2PRFIN20070307_022357_000000432056_00118_26224_8545.N1	07-MAR-2007 02:23:57	Dark	43.000	64	Gam Cen	2.2000	10600.	86	26224	No
30	GOM_NL__2PRFIN20070307_024451_000000422056_00118_26224_8546.N1	07-MAR-2007 02:44:51	Bright	41.500	22	32Alp Leo	1.3600	15200.	83	26224	No
31	GOM_NL__2PRFIN20070307_024719_000000412056_00118_26224_8547.N1	07-MAR-2007 02:47:19	Bright	41.000	51	41Gam1Leo	2.0100	4500.0	82	26224	No
32	GOM_NL__2PRFIN20070307_025547_000000412056_00118_26224_8548.N1	07-MAR-2007 02:55:47	Bright	41.000	174	52Psi UMa	3.0040	4400.0	82	26224	No
33	GOM_NL__2PRFIN20070307_025844_000000392056_00118_26224_8549.N1	07-MAR-2007 02:58:44	Bright	39.000	82	48Bet UMa	2.3650	10600.	78	26224	No
34	GOM_NL__2PRFIN20070307_030009_000000392056_00118_26224_8550.N1	07-MAR-2007 03:00:09	Bright	38.500	36	50Alp UMa	1.8000	6300.0	77	26224	No
35	GOM_NL__2PRFIN20070307_030721_000000382056_00118_26224_8551.N1	07-MAR-2007 03:07:21	Bright	38.000	60	7Bet UMi	2.0810	3950.0	76	26224	No
36	GOM_NL__2PRFIN20070307_031954_000000372056_00118_26224_8552.N1	07-MAR-2007 03:19:54	Bright	36.500	144	18Del Cyg	2.8600	11000.	73	26224	No
37	GOM_NL__2PRFIN20070307_032201_000000462056_00118_26224_8553.N1	07-MAR-2007 03:22:01	Bright	45.500	5	3Alp Lyr	0.033000	11000.	91	26224	No
38	GOM_NL__2PRFIN20070307_033004_000000432056_00118_26224_8554.N1	07-MAR-2007 03:30:04	Bright	43.000	168	17Zet Aql	2.9860	11000.	86	26224	No
39	GOM_NL__2PRFIN20070307_034004_000000432056_00118_26224_8555.N1	07-MAR-2007 03:40:04	Dark	42.500	155	41Pi Sgr	2.9000	6600.0	85	26224	No
40	GOM_NL__2PRFIN20070307_034158_000000432056_00118_26224_8556.N1	07-MAR-2007 03:41:58	Dark	42.500	57	34Sig Sgr	2.0660	26000.	85	26224	No
41	GOM_NL__2PRFIN20070307_034513_000000422056_00118_26224_8557.N1	07-MAR-2007 03:45:13	Dark	42.000	38	20Eps Sgr	1.8360	11000.	84	26224	No
42	GOM_NL__2PRFIN20070307_034822_000000482056_00118_26224_8558.N1	07-MAR-2007 03:48:22	Dark	48.000	25	35Lam Sco	1.6200	28000.	96	26224	No

43	GOM_NL__2PRFIN20070307_035140_000000432056_00119_26225_8552.N1	07-MAR-2007 03:51:40	Dark	43.000	141	Bet Ara	2.8400	4600.0	86	26225	No
44	GOM_NL__2PRFIN20070307_035815_000000482056_00119_26225_8553.N1	07-MAR-2007 03:58:15	Dark	47.500	4	Alp1Cen	-0.010000	5800.0	95	26225	No
45	GOM_NL__2PRFIN20070307_035932_000000422056_00119_26225_8554.N1	07-MAR-2007 03:59:32	Dark	41.500	10	Bet Cen	0.610000	28000.	83	26225	No
46	GOM_NL__2PRFIN20070307_040128_000000432056_00119_26225_8555.N1	07-MAR-2007 04:01:28	Dark	43.000	77	Eps Cen	2.3030	28000.	86	26225	No
47	GOM_NL__2PRFIN20070307_040301_000000562056_00119_26225_8556.N1	07-MAR-2007 04:03:01	Dark	56.000	26	Gam Cru	1.6240	2900.0	112	26225	No
48	GOM_NL__2PRFIN20070307_040434_000000422056_00119_26225_8557.N1	07-MAR-2007 04:04:34	Dark	42.000	64	Gam Cen	2.2000	10600.	84	26225	No
49	GOM_NL__2PRFIN20070307_042527_000000402056_00119_26225_8558.N1	07-MAR-2007 04:25:27	Bright	40.000	22	32Alp Leo	1.3600	15200.	80	26225	No
50	GOM_NL__2PRFIN20070307_042754_000000412056_00119_26225_8559.N1	07-MAR-2007 04:27:54	Bright	40.500	51	41Gam1Leo	2.0100	4500.0	81	26225	No
51	GOM_NL__2PRFIN20070307_043623_000000432056_00119_26225_8560.N1	07-MAR-2007 04:36:23	Bright	42.500	174	52Psi UMa	3.0040	4400.0	85	26225	No
52	GOM_NL__2PRFIN20070307_043920_000000392056_00119_26225_8561.N1	07-MAR-2007 04:39:20	Bright	39.000	82	48Bet UMa	2.3650	10600.	78	26225	No
53	GOM_NL__2PRFIN20070307_044044_000000412056_00119_26225_8562.N1	07-MAR-2007 04:40:44	Bright	40.500	36	50Alp UMa	1.8000	6300.0	81	26225	No
54	GOM_NL__2PRFIN20070307_044757_000000402056_00119_26225_8563.N1	07-MAR-2007 04:47:57	Bright	40.000	60	7Bet UMi	2.0810	3950.0	80	26225	No
55	GOM_NL__2PRFIN20070307_050030_000000362056_00119_26225_8564.N1	07-MAR-2007 05:00:30	Bright	35.500	144	18Del Cyg	2.8600	11000.	71	26225	No
56	GOM_NL__2PRFIN20070307_050237_000000472056_00119_26225_8565.N1	07-MAR-2007 05:02:37	Bright	47.000	5	3Alp Lyr	0.033000	11000.	94	26225	No
57	GOM_NL__2PRFIN20070307_051040_000000452056_00119_26225_8566.N1	07-MAR-2007 05:10:40	Bright	45.000	168	17Zet Aql	2.9860	11000.	90	26225	No
58	GOM_NL__2PRFIN20070307_052041_000000432056_00119_26225_8567.N1	07-MAR-2007 05:20:41	Dark	42.500	155	41Pi Sgr	2.9000	6600.0	85	26225	No
59	GOM_NL__2PRFIN20070307_052235_000000412056_00119_26225_8568.N1	07-MAR-2007 05:22:35	Dark	41.000	57	34Sig Sgr	2.0660	26000.	82	26225	No
60	GOM_NL__2PRFIN20070307_052550_000000452056_00119_26225_8569.N1	07-MAR-2007 05:25:50	Dark	44.500	38	20Eps Sgr	1.8360	11000.	89	26225	No
61	GOM_NL__2PRFIN20070307_052858_000000472056_00119_26225_8570.N1	07-MAR-2007 05:28:58	Dark	47.000	25	35Lam Sco	1.6200	28000.	94	26225	No
62	GOM_NL__2PRFIN20070307_071253_000000402056_00121_26227_8577.N1	07-MAR-2007 07:12:53	Dark	39.500	141	Bet Ara	2.8400	4600.0	79	26227	No
63	GOM_NL__2PRFIN20070307_071928_000000522056_00121_26227_8578.N1	07-MAR-2007 07:19:28	Dark	52.000	4	Alp1Cen	-0.010000	5800.0	104	26227	No
64	GOM_NL__2PRFIN20070307_072046_000000452056_00121_26227_8579.N1	07-MAR-2007 07:20:46	Dark	44.500	10	Bet Cen	0.610000	28000.	89	26227	No
65	GOM_NL__2PRFIN20070307_072241_000000432056_00121_26227_8580.N1	07-MAR-2007 07:22:41	Dark	43.000	77	Eps Cen	2.3030	28000.	86	26227	No
66	GOM_NL__2PRFIN20070307_072414_000000452056_00121_26227_8581.N1	07-MAR-2007 07:24:14	Dark	45.000	26	Gam Cru	1.6240	2900.0	90	26227	No
67	GOM_NL__2PRFIN20070307_072547_000000442056_00121_26227_8582.N1	07-MAR-2007 07:25:47	Dark	44.000	64	Gam Cen	2.2000	10600.	88	26227	No
68	GOM_NL__2PRFIN20070307_074639_000000392056_00121_26227_8583.N1	07-MAR-2007 07:46:39	Bright	38.500	22	32Alp Leo	1.3600	15200.	77	26227	No
69	GOM_NL__2PRFIN20070307_074906_000000572056_00121_26227_8584.N1	07-MAR-2007 07:49:06	Bright	57.000	51	41Gam1Leo	2.0100	4500.0	114	26227	No
70	GOM_NL__2PRFIN20070307_075734_000000432056_00121_26227_8585.N1	07-MAR-2007 07:57:34	Bright	42.500	174	52Psi UMa	3.0040	4400.0	85	26227	No
71	GOM_NL__2PRFIN20070307_080031_000000382056_00121_26227_8586.N1	07-MAR-2007 08:00:31	Bright	38.000	82	48Bet UMa	2.3650	10600.	76	26227	No
72	GOM_NL__2PRFIN20070307_080156_000000382056_00121_26227_8587.N1	07-MAR-2007 08:01:56	Bright	38.000	36	50Alp UMa	1.8000	6300.0	76	26227	No
73	GOM_NL__2PRFIN20070307_080908_000000402056_00121_26227_8588.N1	07-MAR-2007 08:09:08	Bright	39.500	60	7Bet UMi	2.0810	3950.0	79	26227	No
74	GOM_NL__2PRFIN20070307_082142_000000362056_00121_26227_8589.N1	07-MAR-2007 08:21:42	Bright	35.500	144	18Del Cyg	2.8600	11000.	71	26227	No
75	GOM_NL__2PRFIN20070307_082349_000000472056_00121_26227_8590.N1	07-MAR-2007 08:23:49	Bright	46.500	5	3Alp Lyr	0.033000	11000.	93	26227	No
76	GOM_NL__2PRFIN20070307_083153_000000432056_00121_26227_8591.N1	07-MAR-2007 08:31:53	Bright	42.500	168	17Zet Aql	2.9860	11000.	85	26227	No
77	GOM_NL__2PRFIN20070307_084154_000000422056_00121_26227_8592.N1	07-MAR-2007 08:41:54	Dark	42.000	155	41Pi Sgr	2.9000	6600.0	84	26227	No
78	GOM_NL__2PRFIN20070307_084348_000000442056_00121_26227_8593.N1	07-MAR-2007 08:43:48	Dark	44.000	57	34Sig Sgr	2.0660	26000.	88	26227	No
79	GOM_NL__2PRFIN20070307_084703_000000462056_00121_26227_8594.N1	07-MAR-2007 08:47:03	Dark	45.500	38	20Eps Sgr	1.8360	11000.	91	26227	No
80	GOM_NL__2PRFIN20070307_085012_000000482056_00121_26227_8595.N1	07-MAR-2007 08:50:12	Dark	47.500	25	35Lam Sco	1.6200	28000.	95	26227	No
81	GOM_NL__2PRFIN20070307_085329_000000422056_00122_26228_8588.N1	07-MAR-2007 08:53:29	Dark	41.500	141	Bet Ara	2.8400	4600.0	83	26228	No
82	GOM_NL__2PRFIN20070307_090004_000000552056_00122_26228_8589.N1	07-MAR-2007 09:00:04	Dark	55.000	4	Alp1Cen	-0.010000	5800.0	110	26228	No
83	GOM_NL__2PRFIN20070307_090122_000000432056_00122_26228_8590.N1	07-MAR-2007 09:01:22	Dark	42.500	10	Bet Cen	0.610000	28000.	85	26228	No
84	GOM_NL__2PRFIN20070307_090318_000000432056_00122_26228_8591.N1	07-MAR-2007 09:03:18	Dark	43.000	77	Eps Cen	2.3030	28000.	86	26228	No
85	GOM_NL__2PRFIN20070307_090450_000000462056_00122_26228_8592.N1	07-MAR-2007 09:04:50	Dark	45.500	26	Gam Cru	1.6240	2900.0	91	26228	No
86	GOM_NL__2PRFIN20070307_090624_000000432056_00122_26228_8593.N1	07-MAR-2007 09:06:24	Dark	43.000	64	Gam Cen	2.2000	10600.	86	26228	No
87	GOM_NL__2PRFIN20070307_092714_000000402056_00122_26228_8594.N1	07-MAR-2007 09:27:14	Bright	39.500	22	32Alp Leo	1.3600	15200.	79	26228	No
88	GOM_NL__2PRFIN20070307_092942_000000422056_00122_26228_8595.N1	07-MAR-2007 09:29:42	Bright	41.500	51	41Gam1Leo	2.0100	4500.0	83	26228	No
89	GOM_NL__2PRFIN20070307_093809_000000412056_00122_26228_8596.N1	07-MAR-2007 09:38:09	Bright	40.500	174	52Psi UMa	3.0040	4400.0	81	26228	No
90	GOM_NL__2PRFIN20070307_094107_000000402056_00122_26228_8597.N1	07-MAR-2007 09:41:07	Bright	39.500	82	48Bet UMa	2.3650	10600.	79	26228	No
91	GOM_NL__2PRFIN20070307_094231_000000402056_00122_26228_8598.N1	07-MAR-2007 09:42:31	Bright	40.000	36	50Alp UMa	1.8000	6300.0	80	26228	No
92	GOM_NL__2PRFIN20070307_094944_000000412056_00122_26228_8599.N1	07-MAR-2007 09:49:44	Bright	41.000	60	7Bet UMi	2.0810	3950.0	82	26228	No
93	GOM_NL__2PRFIN20070307_100217_000000362056_00122_26228_8600.N1	07-MAR-2007 10:02:17	Bright	36.000	144	18Del Cyg	2.8600	11000.	72	26228	No
94	GOM_NL__2PRFIN20070307_100425_000000472056_00122_26228_8601.N1	07-MAR-2007 10:04:25	Bright	46.500	5	3Alp Lyr	0.033000	11000.	93	26228	No
95	GOM_NL__2PRFIN20070307_101229_000000472056_00122_26228_8602.N1	07-MAR-2007 10:12:29	Bright	46.500	168	17Zet Aql	2.9860	11000.	93	26228	No
96	GOM_NL__2PRFIN20070307_102230_000000452056_00122_26228_8603.N1	07-MAR-2007 10:22:30	Dark	44.500	155	41Pi Sgr	2.9000	6600.0	89	26228	No
97	GOM_NL__2PRFIN20070307_102424_000000442056_00122_26228_8604.N1	07-MAR-2007 10:24:24	Dark	43.500	57	34Sig Sgr	2.0660	26000.	87	26228	No
98	GOM_NL__2PRFIN20070307_102739_000000462056_00122_26228_8605.N1	07-MAR-2007 10:27:39	Dark	45.500	38	20Eps Sgr	1.8360	11000.	91	26228	No
99	GOM_NL__2PRFIN20070307_103049_000000492056_00122_26228_8606.N1	07-MAR-2007 10:30:49	Dark	48.500	25	35Lam Sco	1.6200	28000.	97	26228	No
100	GOM_NL__2PRFIN20070307_103406_000000412056_00123_26229_8610.N1	07-MAR-2007 10:34:06	Dark	41.000	141	Bet Ara	2.8400	4600.0	82	26229	No
101	GOM_NL__2PRFIN20070307_104041_000000432056_00123_26229_8611.N1	07-MAR-2007 10:40:41	Dark	42.500	4	Alp1Cen	-0.010000	5800.0	85	26229	No

102	GOM_NL__2PRFIN20070307_104159_000000512056_00123_26229_8612.N1	07-MAR-2007 10:41:59	Dark	50.500	10	Bet Cen	0.61000	28000.	101	26229	No
103	GOM_NL__2PRFIN20070307_104354_000000432056_00123_26229_8613.N1	07-MAR-2007 10:43:54	Dark	42.500	77	Eps Cen	2.3030	28000.	85	26229	No
104	GOM_NL__2PRFIN20070307_104526_000000492056_00123_26229_8614.N1	07-MAR-2007 10:45:26	Dark	49.000	26	Gam Cru	1.6240	2900.0	98	26229	No
105	GOM_NL__2PRFIN20070307_104700_000000432056_00123_26229_8615.N1	07-MAR-2007 10:47:00	Dark	42.500	64	Gam Cen	2.2000	10600.	85	26229	No
106	GOM_NL__2PRFIN20070307_110750_000000402056_00123_26229_8616.N1	07-MAR-2007 11:07:50	Bright	40.000	22	32Alp Leo	1.3600	15200.	80	26229	No
107	GOM_NL__2PRFIN20070307_111017_000000412056_00123_26229_8617.N1	07-MAR-2007 11:10:17	Bright	40.500	51	41Gam1Leo	2.0100	4500.0	81	26229	No
108	GOM_NL__2PRFIN20070307_111844_000000422056_00123_26229_8618.N1	07-MAR-2007 11:18:44	Bright	42.000	174	52Psi UMa	3.0040	4400.0	84	26229	No
109	GOM_NL__2PRFIN20070307_112142_000000382056_00123_26229_8619.N1	07-MAR-2007 11:21:42	Bright	37.500	82	48Bet UMa	2.3650	10600.	75	26229	No
110	GOM_NL__2PRFIN20070307_112307_000000372056_00123_26229_8620.N1	07-MAR-2007 11:23:07	Bright	37.000	36	50Alp UMa	1.8000	6300.0	74	26229	No
111	GOM_NL__2PRFIN20070307_113019_000000382056_00123_26229_8621.N1	07-MAR-2007 11:30:19	Bright	38.000	60	7Bet UMi	2.0810	3950.0	76	26229	No
112	GOM_NL__2PRFIN20070307_114253_000000492056_00123_26229_8622.N1	07-MAR-2007 11:42:53	Bright	49.000	144	18Del Cyg	2.8600	11000.	98	26229	No
113	GOM_NL__2PRFIN20070307_114501_000000482056_00123_26229_8623.N1	07-MAR-2007 11:45:01	Bright	47.500	5	3Alp Lyr	0.033000	11000.	95	26229	No
114	GOM_NL__2PRFIN20070307_115306_000000462056_00123_26229_8624.N1	07-MAR-2007 11:53:06	Bright	45.500	168	17Zet Aql	2.9860	11000.	91	26229	No
115	GOM_NL__2PRFIN20070307_120307_000000412056_00123_26229_8625.N1	07-MAR-2007 12:03:07	Dark	41.000	155	41Pi Sgr	2.9000	6600.0	82	26229	No
116	GOM_NL__2PRFIN20070307_120501_000000412056_00123_26229_8626.N1	07-MAR-2007 12:05:01	Dark	41.000	57	34Sig Sgr	2.0660	26000.	82	26229	No
117	GOM_NL__2PRFIN20070307_120816_000000442056_00123_26229_8627.N1	07-MAR-2007 12:08:16	Dark	43.500	38	20Eps Sgr	1.8360	11000.	87	26229	No
118	GOM_NL__2PRFIN20070307_121126_000000502056_00123_26229_8628.N1	07-MAR-2007 12:11:26	Dark	49.500	25	35Lam Sco	1.6200	28000.	99	26229	No
119	GOM_NL__2PRFIN20070307_121442_000000412056_00124_26230_8638.N1	07-MAR-2007 12:14:42	Dark	40.500	141	Bet Ara	2.8400	4600.0	81	26230	No
120	GOM_NL__2PRFIN20070307_121837_000000382056_00124_26230_8639.N1	07-MAR-2007 12:18:37	Dark	38.000	134	Bet TrA	2.8100	6600.0	76	26230	No
121	GOM_NL__2PRFIN20070307_122117_000000482056_00124_26230_8640.N1	07-MAR-2007 12:21:17	Dark	47.500	4	Alp1Cen	-0.010000	5800.0	95	26230	No
122	GOM_NL__2PRFIN20070307_122235_000000502056_00124_26230_8641.N1	07-MAR-2007 12:22:35	Dark	50.000	10	Bet Cen	0.61000	28000.	100	26230	No
123	GOM_NL__2PRFIN20070307_122431_000000422056_00124_26230_8642.N1	07-MAR-2007 12:24:31	Dark	42.000	77	Eps Cen	2.3030	28000.	84	26230	No
124	GOM_NL__2PRFIN20070307_122603_000000532056_00124_26230_8643.N1	07-MAR-2007 12:26:03	Dark	52.500	26	Gam Cru	1.6240	2900.0	105	26230	No
125	GOM_NL__2PRFIN20070307_122736_000000432056_00124_26230_8644.N1	07-MAR-2007 12:27:36	Dark	43.000	64	Gam Cen	2.2000	10600.	86	26230	No
126	GOM_NL__2PRFIN20070307_124826_000000402056_00124_26230_8645.N1	07-MAR-2007 12:48:26	Bright	40.000	22	32Alp Leo	1.3600	15200.	80	26230	No
127	GOM_NL__2PRFIN20070307_125053_000000402056_00124_26230_8646.N1	07-MAR-2007 12:50:53	Bright	40.000	51	41Gam1Leo	2.0100	4500.0	80	26230	No
128	GOM_NL__2PRFIN20070307_125920_000000422056_00124_26230_8647.N1	07-MAR-2007 12:59:20	Bright	41.500	174	52Psi UMa	3.0040	4400.0	83	26230	No
129	GOM_NL__2PRFIN20070307_130218_000000382056_00124_26230_8648.N1	07-MAR-2007 13:02:18	Bright	38.000	82	48Bet UMa	2.3650	10600.	76	26230	No
130	GOM_NL__2PRFIN20070307_130342_000000402056_00124_26230_8649.N1	07-MAR-2007 13:03:42	Bright	40.000	36	50Alp UMa	1.8000	6300.0	80	26230	No
131	GOM_NL__2PRFIN20070307_131055_000000382056_00124_26230_8650.N1	07-MAR-2007 13:10:55	Bright	37.500	60	7Bet UMi	2.0810	3950.0	75	26230	No
132	GOM_NL__2PRFIN20070307_132329_000000362056_00124_26230_8651.N1	07-MAR-2007 13:23:29	Bright	36.000	144	18Del Cyg	2.8600	11000.	72	26230	No
133	GOM_NL__2PRFIN20070307_132537_000000472056_00124_26230_8652.N1	07-MAR-2007 13:25:37	Bright	46.500	5	3Alp Lyr	0.033000	11000.	93	26230	No
134	GOM_NL__2PRFIN20070307_133342_000000452056_00124_26230_8653.N1	07-MAR-2007 13:33:42	Bright	44.500	168	17Zet Aql	2.9860	11000.	89	26230	No
135	GOM_NL__2PRFIN20070307_134343_000000412056_00124_26230_8654.N1	07-MAR-2007 13:43:43	Dark	41.000	155	41Pi Sgr	2.9000	6600.0	82	26230	No
136	GOM_NL__2PRFIN20070307_134537_000000422056_00124_26230_8655.N1	07-MAR-2007 13:45:37	Dark	42.000	57	34Sig Sgr	2.0660	26000.	84	26230	No
137	GOM_NL__2PRFIN20070307_134853_000000442056_00124_26230_8656.N1	07-MAR-2007 13:48:53	Dark	44.000	38	20Eps Sgr	1.8360	11000.	88	26230	No
138	GOM_NL__2PRFIN20070307_135519_000000402056_00125_26231_8665.N1	07-MAR-2007 13:55:19	Dark	40.000	141	Bet Ara	2.8400	4600.0	80	26231	No
139	GOM_NL__2PRFIN20070307_135914_000000412056_00125_26231_8666.N1	07-MAR-2007 13:59:14	Dark	40.500	134	Bet TrA	2.8100	6600.0	81	26231	No
140	GOM_NL__2PRFIN20070307_140154_000000452056_00125_26231_8667.N1	07-MAR-2007 14:01:54	Dark	45.000	4	Alp1Cen	-0.010000	5800.0	90	26231	No
141	GOM_NL__2PRFIN20070307_140311_000000442056_00125_26231_8668.N1	07-MAR-2007 14:03:11	Dark	43.500	10	Bet Cen	0.61000	28000.	87	26231	No
142	GOM_NL__2PRFIN20070307_140507_000000422056_00125_26231_8669.N1	07-MAR-2007 14:05:07	Dark	41.500	77	Eps Cen	2.3030	28000.	83	26231	No
143	GOM_NL__2PRFIN20070307_140639_000000522056_00125_26231_8670.N1	07-MAR-2007 14:06:39	Dark	52.000	26	Gam Cru	1.6240	2900.0	104	26231	No
144	GOM_NL__2PRFIN20070307_140813_000000422056_00125_26231_8671.N1	07-MAR-2007 14:08:13	Dark	41.500	64	Gam Cen	2.2000	10600.	83	26231	No
145	GOM_NL__2PRFIN20070307_142902_000000402056_00125_26231_8672.N1	07-MAR-2007 14:29:02	Bright	40.000	22	32Alp Leo	1.3600	15200.	80	26231	No
146	GOM_NL__2PRFIN20070307_143129_000000402056_00125_26231_8673.N1	07-MAR-2007 14:31:29	Bright	40.000	51	41Gam1Leo	2.0100	4500.0	80	26231	No
147	GOM_NL__2PRFIN20070307_143955_000000442056_00125_26231_8674.N1	07-MAR-2007 14:39:55	Bright	43.500	174	52Psi UMa	3.0040	4400.0	87	26231	No
148	GOM_NL__2PRFIN20070307_144253_000000402056_00125_26231_8675.N1	07-MAR-2007 14:42:53	Bright	39.500	82	48Bet UMa	2.3650	10600.	79	26231	No
149	GOM_NL__2PRFIN20070307_144418_000000402056_00125_26231_8676.N1	07-MAR-2007 14:44:18	Bright	39.500	36	50Alp UMa	1.8000	6300.0	79	26231	No
150	GOM_NL__2PRFIN20070307_145130_000000402056_00125_26231_8677.N1	07-MAR-2007 14:51:30	Bright	40.000	60	7Bet UMi	2.0810	3950.0	80	26231	No
151	GOM_NL__2PRFIN20070307_150405_000000362056_00125_26231_8678.N1	07-MAR-2007 15:04:05	Bright	35.500	144	18Del Cyg	2.8600	11000.	71	26231	No
152	GOM_NL__2PRFIN20070307_150613_000000472056_00125_26231_8679.N1	07-MAR-2007 15:06:13	Bright	47.000	5	3Alp Lyr	0.033000	11000.	94	26231	No
153	GOM_NL__2PRFIN20070307_151418_000000452056_00125_26231_8680.N1	07-MAR-2007 15:14:18	Bright	45.000	168	17Zet Aql	2.9860	11000.	90	26231	No
154	GOM_NL__2PRFIN20070307_152420_000000422056_00125_26231_8681.N1	07-MAR-2007 15:24:20	Dark	41.500	155	41Pi Sgr	2.9000	6600.0	83	26231	No
155	GOM_NL__2PRFIN20070307_152614_000000432056_00125_26231_8682.N1	07-MAR-2007 15:26:14	Dark	42.500	57	34Sig Sgr	2.0660	26000.	85	26231	No
156	GOM_NL__2PRFIN20070307_152930_000000442056_00125_26231_8683.N1	07-MAR-2007 15:29:30	Dark	44.000	38	20Eps Sgr	1.8360	11000.	88	26231	No
157	GOM_NL__2PRFIN20070307_153555_000000412056_00126_26232_8684.N1	07-MAR-2007 15:35:55	Dark	40.500	141	Bet Ara	2.8400	4600.0	81	26232	No
158	GOM_NL__2PRFIN20070307_153950_000000392056_00126_26232_8685.N1	07-MAR-2007 15:39:50	Dark	38.500	134	Bet TrA	2.8100	6600.0	77	26232	No
159	GOM_NL__2PRFIN20070307_154230_000000442056_00126_26232_8686.N1	07-MAR-2007 15:42:30	Dark	44.000	4	Alp1Cen	-0.010000	5800.0	88	26232	No
160	GOM_NL__2PRFIN20070307_154348_000000402056_00126_26232_8687.N1	07-MAR-2007 15:43:48	Dark	40.000	10	Bet Cen	0.61000	28000.	80	26232	No

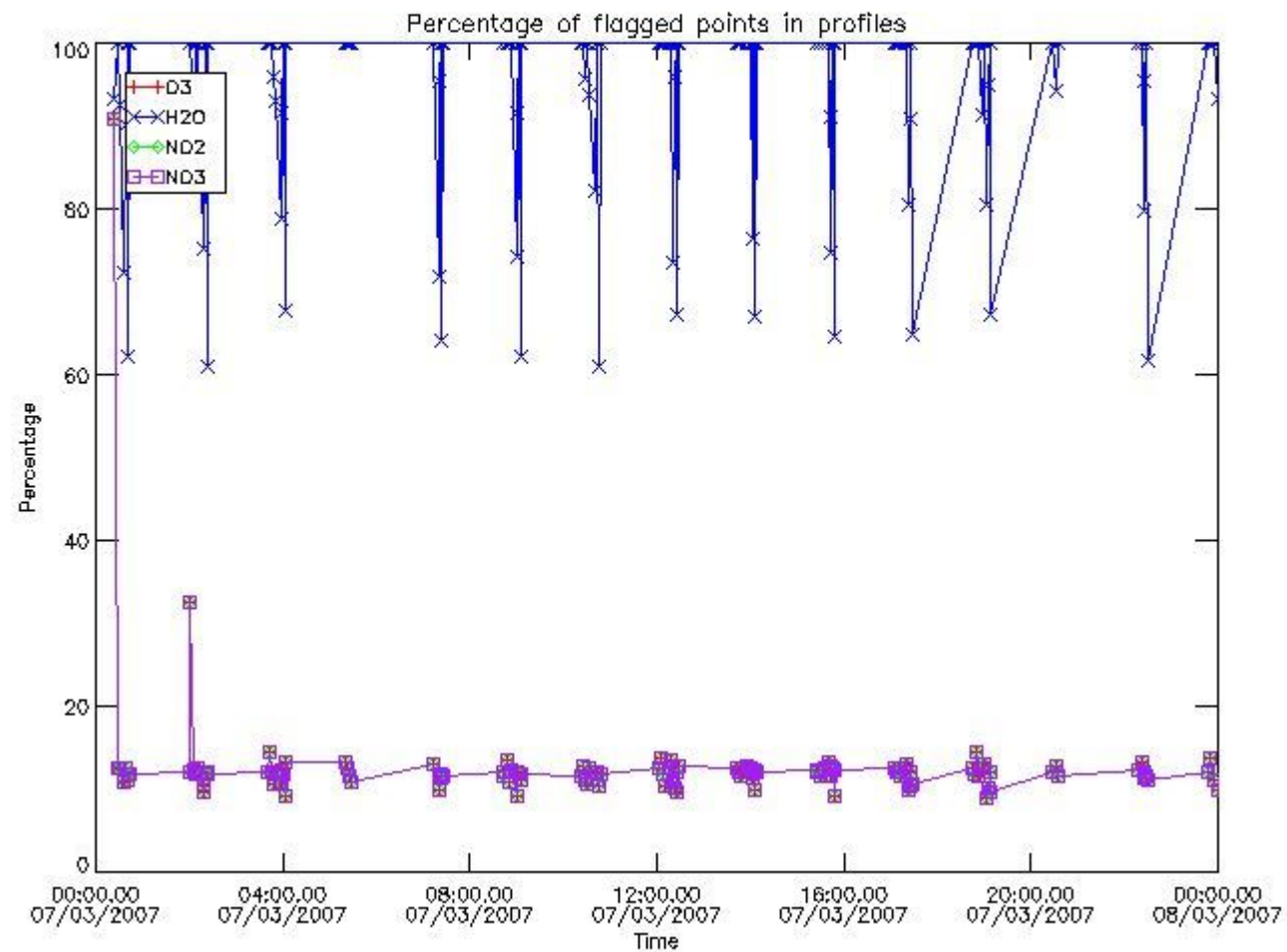
161	GOM_NL__2PRFIN20070307_154544_000000412056_00126_26232_8688.N1	07-MAR-2007 15:45:44	Dark	41.000	77	Eps Cen	2.3030	28000.	82	26232	No
162	GOM_NL__2PRFIN20070307_154716_000000562056_00126_26232_8689.N1	07-MAR-2007 15:47:16	Dark	55.500	26	Gam Cru	1.6240	2900.0	111	26232	No
163	GOM_NL__2PRFIN20070307_154849_000000412056_00126_26232_8690.N1	07-MAR-2007 15:48:49	Dark	41.000	64	Gam Cen	2.2000	10600.	82	26232	No
164	GOM_NL__2PRFIN20070307_160938_000000402056_00126_26232_8691.N1	07-MAR-2007 16:09:38	Bright	40.000	22	32Alp Leo	1.3600	15200.	80	26232	No
165	GOM_NL__2PRFIN20070307_161205_000000412056_00126_26232_8692.N1	07-MAR-2007 16:12:05	Bright	41.000	51	41Gam1Leo	2.0100	4500.0	82	26232	No
166	GOM_NL__2PRFIN20070307_162030_000000432056_00126_26232_8693.N1	07-MAR-2007 16:20:30	Bright	42.500	174	52Psi UMa	3.0040	4400.0	85	26232	No
167	GOM_NL__2PRFIN20070307_162329_000000412056_00126_26232_8694.N1	07-MAR-2007 16:23:29	Bright	40.500	82	48Bet UMa	2.3650	10600.	81	26232	No
168	GOM_NL__2PRFIN20070307_162453_000000402056_00126_26232_8695.N1	07-MAR-2007 16:24:53	Bright	39.500	36	50Alp UMa	1.8000	6300.0	79	26232	No
169	GOM_NL__2PRFIN20070307_163206_000000392056_00126_26232_8696.N1	07-MAR-2007 16:32:06	Bright	39.000	60	7Bet UMi	2.0810	3950.0	78	26232	No
170	GOM_NL__2PRFIN20070307_164441_000000372056_00126_26232_8697.N1	07-MAR-2007 16:44:41	Bright	36.500	144	18Del Cyg	2.8600	11000.	73	26232	No
171	GOM_NL__2PRFIN20070307_164649_000000462056_00126_26232_8698.N1	07-MAR-2007 16:46:49	Bright	46.000	5	3Alp Lyr	0.033000	11000.	92	26232	No
172	GOM_NL__2PRFIN20070307_165455_000000452056_00126_26232_8699.N1	07-MAR-2007 16:54:55	Bright	44.500	168	17Zet Aql	2.9860	11000.	89	26232	No
173	GOM_NL__2PRFIN20070307_170456_000000412056_00126_26232_8700.N1	07-MAR-2007 17:04:56	Dark	40.500	155	41Pi Sgr	2.9000	6600.0	81	26232	No
174	GOM_NL__2PRFIN20070307_170650_000000422056_00126_26232_8701.N1	07-MAR-2007 17:06:50	Dark	42.000	57	34Sig Sgr	2.0660	26000.	84	26232	No
175	GOM_NL__2PRFIN20070307_171006_000000422056_00126_26232_8702.N1	07-MAR-2007 17:10:06	Dark	42.000	38	20Eps Sgr	1.8360	11000.	84	26232	No
176	GOM_NL__2PRFIN20070307_171307_000000452056_00126_26232_8703.N1	07-MAR-2007 17:13:07	Dark	44.500	85	Kap Sco	2.4070	28000.	89	26232	No
177	GOM_NL__2PRFIN20070307_171632_000000412056_00127_26233_8695.N1	07-MAR-2007 17:16:32	Dark	40.500	141	Bet Ara	2.8400	4600.0	81	26233	No
178	GOM_NL__2PRFIN20070307_172027_000000392056_00127_26233_8696.N1	07-MAR-2007 17:20:27	Dark	39.000	134	Bet TrA	2.8100	6600.0	78	26233	No
179	GOM_NL__2PRFIN20070307_172307_000000572056_00127_26233_8697.N1	07-MAR-2007 17:23:07	Dark	57.000	4	Alp1Cen	-0.010000	5800.0	114	26233	No
180	GOM_NL__2PRFIN20070307_172424_000000502056_00127_26233_8698.N1	07-MAR-2007 17:24:24	Dark	49.500	10	Bet Cen	0.61000	28000.	99	26233	No
181	GOM_NL__2PRFIN20070307_172620_000000432056_00127_26233_8699.N1	07-MAR-2007 17:26:20	Dark	42.500	77	Eps Cen	2.3030	28000.	85	26233	No
182	GOM_NL__2PRFIN20070307_172752_000000532056_00127_26233_8700.N1	07-MAR-2007 17:27:52	Dark	53.000	26	Gam Cru	1.6240	2900.0	106	26233	No
183	GOM_NL__2PRFIN20070307_172926_000000412056_00127_26233_8701.N1	07-MAR-2007 17:29:26	Straylight	40.500	64	Gam Cen	2.2000	10600.	81	26233	No
184	GOM_NL__2PRFIN20070307_175014_000000402056_00127_26233_8702.N1	07-MAR-2007 17:50:14	Bright	39.500	22	32Alp Leo	1.3600	15200.	79	26233	No
185	GOM_NL__2PRFIN20070307_175240_000000402056_00127_26233_8703.N1	07-MAR-2007 17:52:40	Bright	40.000	51	41Gam1Leo	2.0100	4500.0	80	26233	No
186	GOM_NL__2PRFIN20070307_180106_000000432056_00127_26233_8704.N1	07-MAR-2007 18:01:06	Bright	43.000	174	52Psi UMa	3.0040	4400.0	86	26233	No
187	GOM_NL__2PRFIN20070307_180404_000000402056_00127_26233_8705.N1	07-MAR-2007 18:04:04	Bright	40.000	82	48Bet UMa	2.3650	10600.	80	26233	No
188	GOM_NL__2PRFIN20070307_180529_000000402056_00127_26233_8706.N1	07-MAR-2007 18:05:29	Bright	40.000	36	50Alp UMa	1.8000	6300.0	80	26233	No
189	GOM_NL__2PRFIN20070307_181242_000000392056_00127_26233_8707.N1	07-MAR-2007 18:12:42	Bright	38.500	60	7Bet UMi	2.0810	3950.0	77	26233	No
190	GOM_NL__2PRFIN20070307_182517_000000372056_00127_26233_8708.N1	07-MAR-2007 18:25:17	Bright	37.000	144	18Del Cyg	2.8600	11000.	74	26233	No
191	GOM_NL__2PRFIN20070307_182725_000000472056_00127_26233_8709.N1	07-MAR-2007 18:27:25	Bright	47.000	5	3Alp Lyr	0.033000	11000.	94	26233	No
192	GOM_NL__2PRFIN20070307_183531_000000452056_00127_26233_8710.N1	07-MAR-2007 18:35:31	Bright	45.000	168	17Zet Aql	2.9860	11000.	90	26233	No
193	GOM_NL__2PRFIN20070307_184533_000000412056_00127_26233_8711.N1	07-MAR-2007 18:45:33	Dark	41.000	155	41Pi Sgr	2.9000	6600.0	82	26233	No
194	GOM_NL__2PRFIN20070307_184727_000000442056_00127_26233_8712.N1	07-MAR-2007 18:47:27	Dark	43.500	57	34Sig Sgr	2.0660	26000.	87	26233	No
195	GOM_NL__2PRFIN20070307_185043_000000422056_00127_26233_8713.N1	07-MAR-2007 18:50:43	Dark	42.000	38	20Eps Sgr	1.8360	11000.	84	26233	No
196	GOM_NL__2PRFIN20070307_185344_000000452056_00127_26233_8714.N1	07-MAR-2007 18:53:44	Dark	44.500	85	Kap Sco	2.4070	28000.	89	26233	No
197	GOM_NL__2PRFIN20070307_185708_000000412056_00128_26234_8730.N1	07-MAR-2007 18:57:08	Dark	41.000	141	Bet Ara	2.8400	4600.0	82	26234	No
198	GOM_NL__2PRFIN20070307_190103_000000402056_00128_26234_8731.N1	07-MAR-2007 19:01:03	Dark	39.500	134	Bet TrA	2.8100	6600.0	79	26234	No
199	GOM_NL__2PRFIN20070307_190344_000000572056_00128_26234_8732.N1	07-MAR-2007 19:03:44	Dark	57.000	4	Alp1Cen	-0.010000	5800.0	114	26234	No
200	GOM_NL__2PRFIN20070307_190501_000000502056_00128_26234_8733.N1	07-MAR-2007 19:05:01	Dark	50.000	10	Bet Cen	0.61000	28000.	100	26234	No
201	GOM_NL__2PRFIN20070307_190657_000000432056_00128_26234_8734.N1	07-MAR-2007 19:06:57	Dark	42.500	77	Eps Cen	2.3030	28000.	85	26234	No
202	GOM_NL__2PRFIN20070307_190828_000000532056_00128_26234_8735.N1	07-MAR-2007 19:08:28	Dark	52.500	26	Gam Cru	1.6240	2900.0	105	26234	No
203	GOM_NL__2PRFIN20070307_191002_000000402056_00128_26234_8736.N1	07-MAR-2007 19:10:02	Straylight	39.500	64	Gam Cen	2.2000	10600.	79	26234	No
204	GOM_NL__2PRFIN20070307_193050_000000372056_00128_26234_8737.N1	07-MAR-2007 19:30:50	Bright	37.000	22	32Alp Leo	1.3600	15200.	74	26234	No
205	GOM_NL__2PRFIN20070307_193316_000000412056_00128_26234_8738.N1	07-MAR-2007 19:33:16	Bright	41.000	51	41Gam1Leo	2.0100	4500.0	82	26234	No
206	GOM_NL__2PRFIN20070307_194141_000000422056_00128_26234_8739.N1	07-MAR-2007 19:41:41	Bright	41.500	174	52Psi UMa	3.0040	4400.0	83	26234	No
207	GOM_NL__2PRFIN20070307_194440_000000392056_00128_26234_8740.N1	07-MAR-2007 19:44:40	Bright	39.000	82	48Bet UMa	2.3650	10600.	78	26234	No
208	GOM_NL__2PRFIN20070307_194605_000000392056_00128_26234_8741.N1	07-MAR-2007 19:46:05	Bright	39.000	36	50Alp UMa	1.8000	6300.0	78	26234	No
209	GOM_NL__2PRFIN20070307_195317_000000402056_00128_26234_8742.N1	07-MAR-2007 19:53:17	Bright	40.000	60	7Bet UMi	2.0810	3950.0	80	26234	No
210	GOM_NL__2PRFIN20070307_200553_000000362056_00128_26234_8743.N1	07-MAR-2007 20:05:53	Bright	36.000	144	18Del Cyg	2.8600	11000.	72	26234	No
211	GOM_NL__2PRFIN20070307_200801_000000482056_00128_26234_8744.N1	07-MAR-2007 20:08:01	Bright	47.500	5	3Alp Lyr	0.033000	11000.	95	26234	No
212	GOM_NL__2PRFIN20070307_201607_000000462056_00128_26234_8745.N1	07-MAR-2007 20:16:07	Bright	45.500	168	17Zet Aql	2.9860	11000.	91	26234	No
213	GOM_NL__2PRFIN20070307_202609_000000422056_00128_26234_8746.N1	07-MAR-2007 20:26:09	Dark	42.000	155	41Pi Sgr	2.9000	6600.0	84	26234	No
214	GOM_NL__2PRFIN20070307_202804_000000422056_00128_26234_8747.N1	07-MAR-2007 20:28:04	Dark	42.000	57	34Sig Sgr	2.0660	26000.	84	26234	No
215	GOM_NL__2PRFIN20070307_203119_000000442056_00128_26234_8748.N1	07-MAR-2007 20:31:19	Dark	44.000	38	20Eps Sgr	1.8360	11000.	88	26234	No
216	GOM_NL__2PRFIN20070307_203421_000000452056_00128_26234_8749.N1	07-MAR-2007 20:34:21	Dark	44.500	85	Kap Sco	2.4070	28000.	89	26234	No
217	GOM_NL__2PRFIN20070307_221821_000000422056_00130_26236_8761.N1	07-MAR-2007 22:18:21	Dark	41.500	141	Bet Ara	2.8400	4600.0	83	26236	No
218	GOM_NL__2PRFIN20070307_222216_000000392056_00130_26236_8762.N1	07-MAR-2007 22:22:16	Dark	38.500	134	Bet TrA	2.8100	6600.0	77	26236	No
219	GOM_NL__2PRFIN20070307_222456_000000432056_00130_26236_8763.N1	07-MAR-2007 22:24:56	Dark	42.500	4	Alp1Cen	-0.010000	5800.0	85	26236	No

220	GOM_NL__2PRFIN20070307_222614_000000452056_00130_26236_8764.N1	07-MAR-2007 22:26:14	Dark	45.000	10	Bet Cen	0.61000	28000.	90	26236	No
221	GOM_NL__2PRFIN20070307_222810_000000442056_00130_26236_8765.N1	07-MAR-2007 22:28:10	Dark	44.000	77	Eps Cen	2.3030	28000.	88	26236	No
222	GOM_NL__2PRFIN20070307_222941_000000462056_00130_26236_8766.N1	07-MAR-2007 22:29:41	Dark	46.000	26	Gam Cru	1.6240	2900.0	92	26236	No
223	GOM_NL__2PRFIN20070307_223115_000000442056_00130_26236_8767.N1	07-MAR-2007 22:31:15	Straylight	43.500	64	Gam Cen	2.2000	10600.	87	26236	No
224	GOM_NL__2PRFIN20070307_225201_000000412056_00130_26236_8768.N1	07-MAR-2007 22:52:01	Bright	40.500	22	32Alp Leo	1.3600	15200.	81	26236	No
225	GOM_NL__2PRFIN20070307_225428_000000412056_00130_26236_8769.N1	07-MAR-2007 22:54:28	Bright	40.500	51	41Gam1Leo	2.0100	4500.0	81	26236	No
226	GOM_NL__2PRFIN20070307_230252_000000422056_00130_26236_8770.N1	07-MAR-2007 23:02:52	Bright	41.500	174	52Psi UMa	3.0040	4400.0	83	26236	No
227	GOM_NL__2PRFIN20070307_230551_000000382056_00130_26236_8771.N1	07-MAR-2007 23:05:51	Bright	38.000	82	48Bet UMa	2.3650	10600.	76	26236	No
228	GOM_NL__2PRFIN20070307_230716_000000392056_00130_26236_8772.N1	07-MAR-2007 23:07:16	Bright	38.500	36	50Alp UMa	1.8000	6300.0	77	26236	No
229	GOM_NL__2PRFIN20070307_231428_000000412056_00130_26236_8773.N1	07-MAR-2007 23:14:28	Bright	40.500	60	7Bet UMi	2.0810	3950.0	81	26236	No
230	GOM_NL__2PRFIN20070307_232705_000000382056_00130_26236_8774.N1	07-MAR-2007 23:27:05	Bright	38.000	144	18Del Cyg	2.8600	11000.	76	26236	No
231	GOM_NL__2PRFIN20070307_232912_000000482056_00130_26236_8775.N1	07-MAR-2007 23:29:12	Bright	47.500	5	3Alp Lyr	0.033000	11000.	95	26236	No
232	GOM_NL__2PRFIN20070307_233720_000000442056_00130_26236_8776.N1	07-MAR-2007 23:37:20	Bright	43.500	168	17Zet Aql	2.9860	11000.	87	26236	No
233	GOM_NL__2PRFIN20070307_234722_000000432056_00130_26236_8777.N1	07-MAR-2007 23:47:22	Dark	42.500	155	41Pi Sgr	2.9000	6600.0	85	26236	No
234	GOM_NL__2PRFIN20070307_234917_000000412056_00130_26236_8778.N1	07-MAR-2007 23:49:17	Dark	41.000	57	34Sig Sgr	2.0660	26000.	82	26236	No
235	GOM_NL__2PRFIN20070307_235534_000000462056_00130_26236_8779.N1	07-MAR-2007 23:55:34	Dark	45.500	85	Kap Sco	2.4070	28000.	91	26236	No
236	GOM_NL__2PRFIN20070307_235858_000000522056_00131_26237_8776.N1	07-MAR-2007 23:58:58	Dark	52.000	141	Bet Ara	2.8400	4600.0	104	26237	No

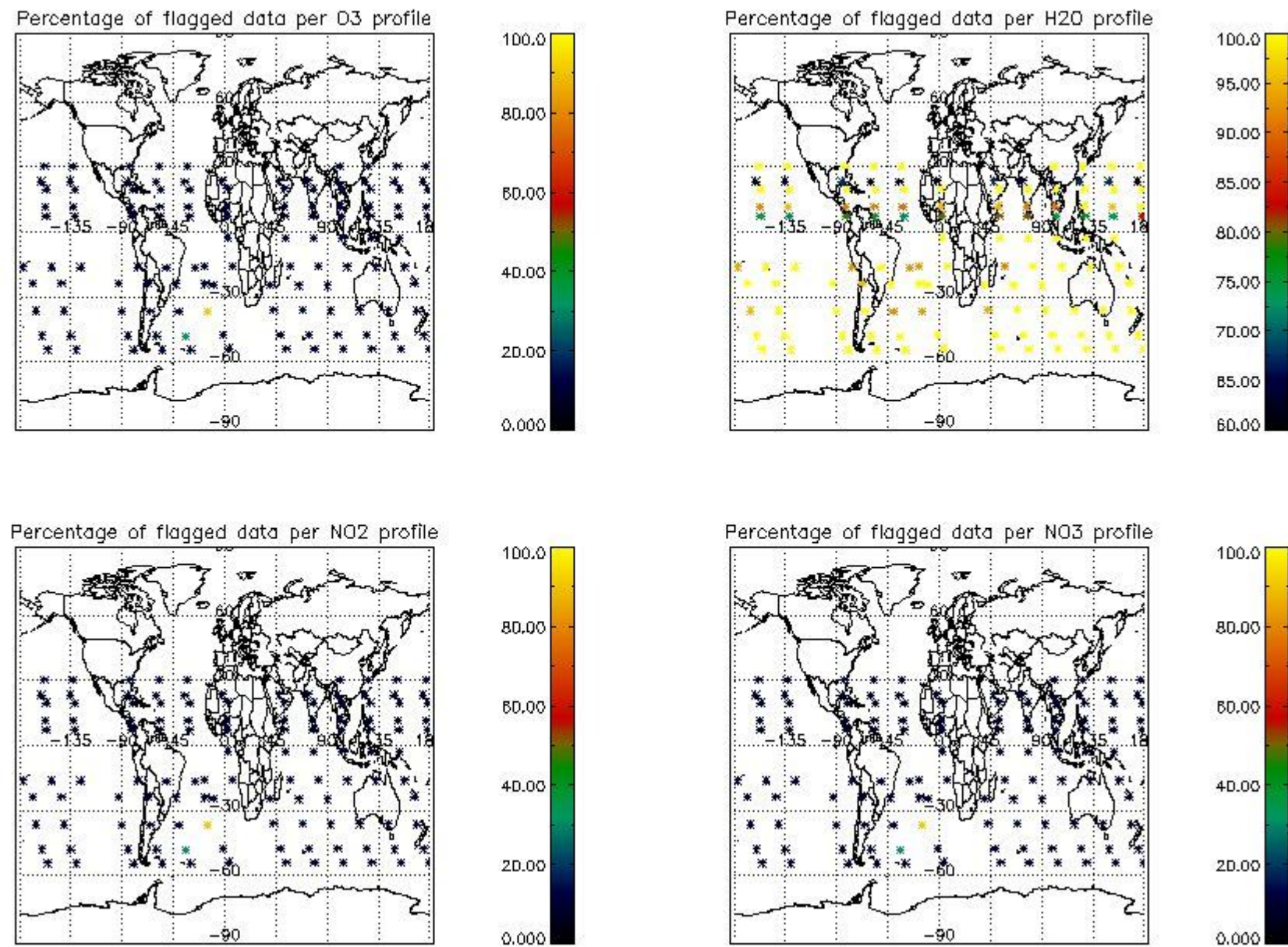
3. Quality information per product

In this section it is plotted some information contained in the Quality Summary data set of the level 2 products. Only products in dark limb conditions and without errors (error flag in the MPH set to "0") are used.

3.1 Plot quality information per product (time dependant)



3.2 Plot quality information per product (world map)

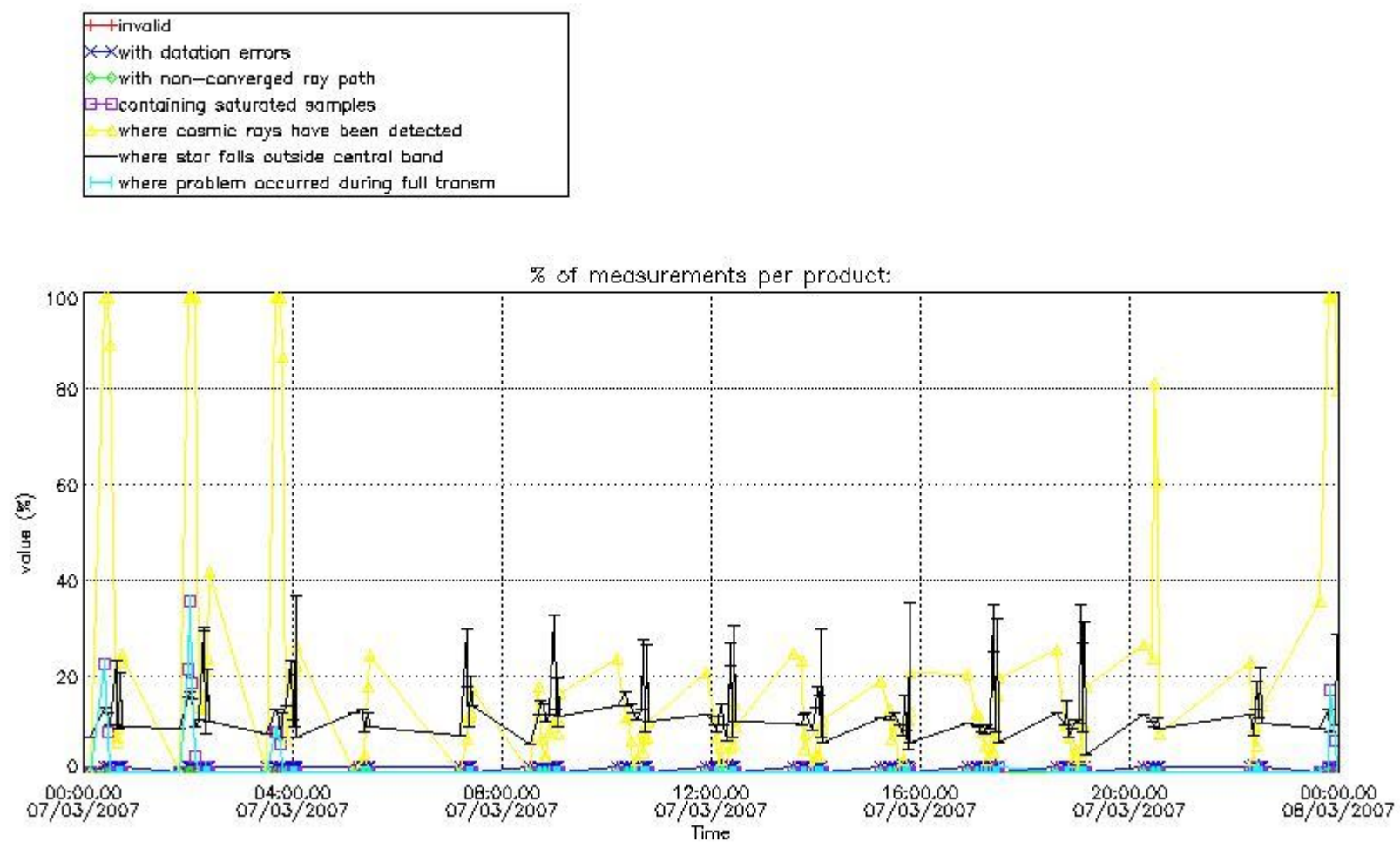


4. Level 1 quality information per product

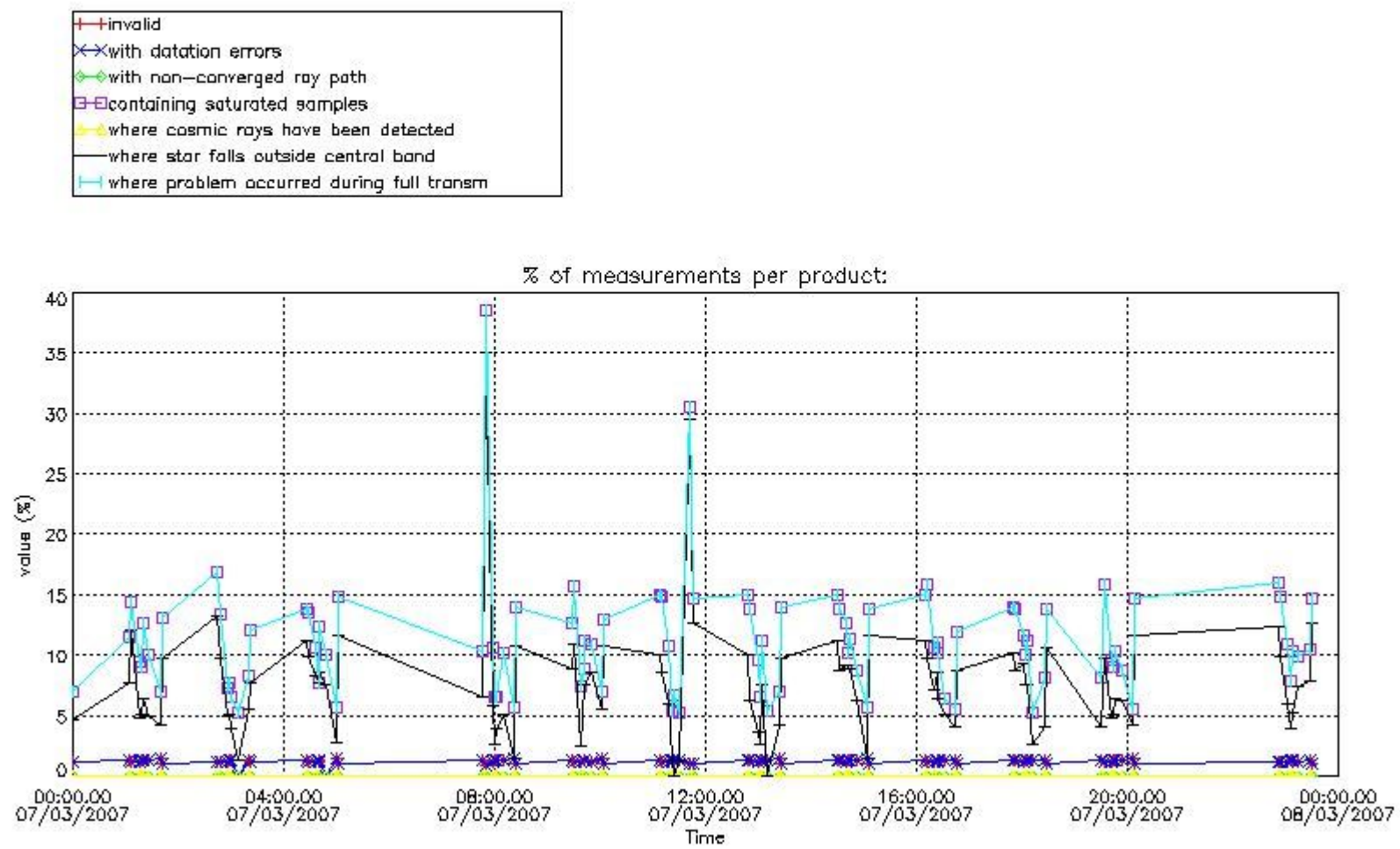
In this section it is plotted some information contained in the Quality Summary data set of the level 2 products that comes from the level 1b processing. Products without errors (error flag in the MPH set to "0") are used.

4.1 Plot quality information per product (time dependant) coming from level 1b processing

4.1.1 Plot level 1 quality information per product (time dependant): ENVISAT ASCENDING passes



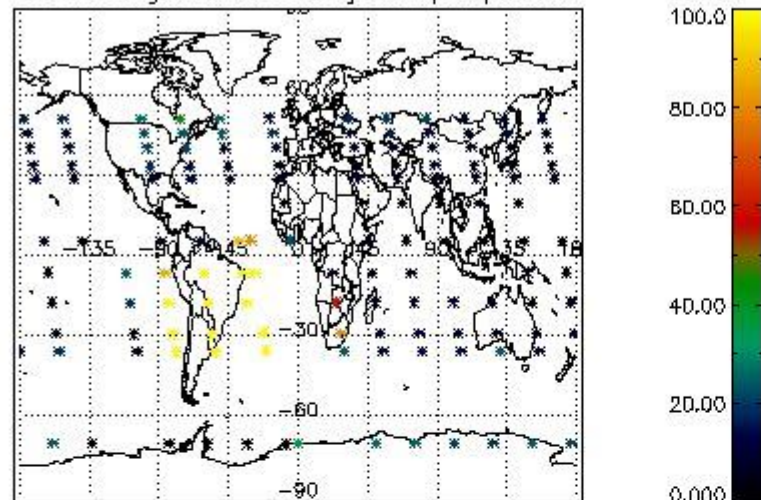
4.1.2 Plot level 1 quality information per product (time dependant): ENVI SAT DESCENDING passes



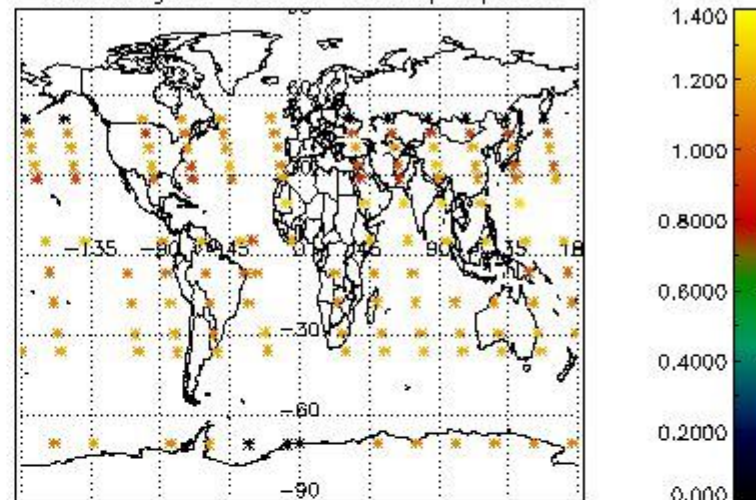
4.2 Plot quality information per product coming from level 1b processing (world map)

4.2.1 Plot level 1 quality information per product (world map): ENVISAT ASCENDING passes

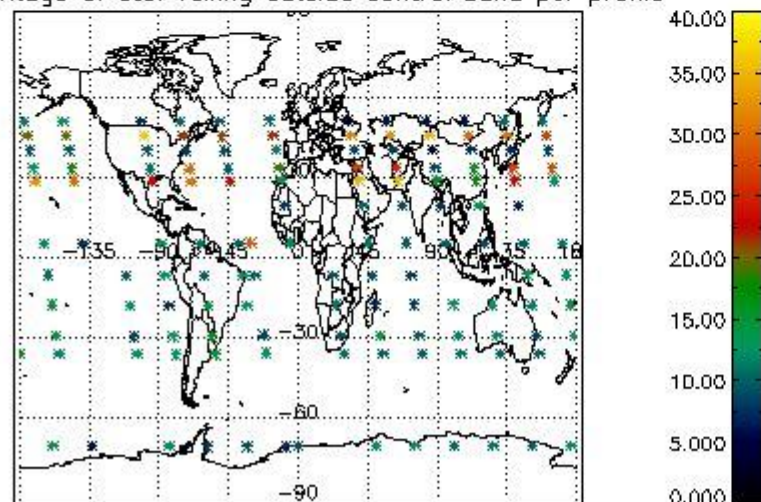
Percentage of cosmic ray hits per profile



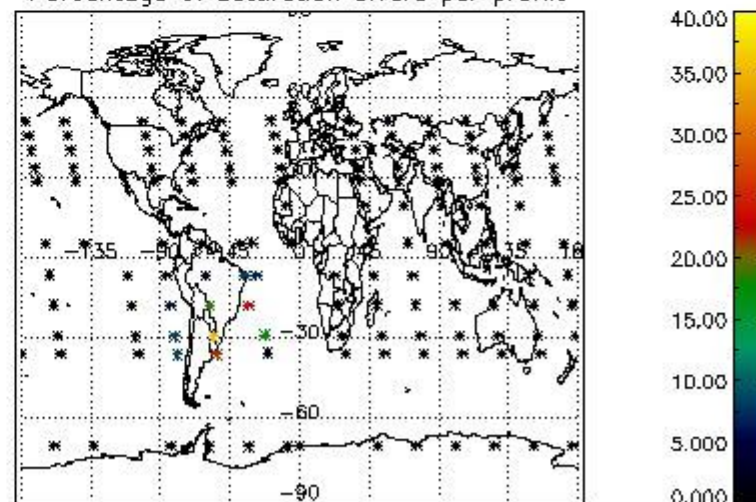
Percentage of datation errors per profile



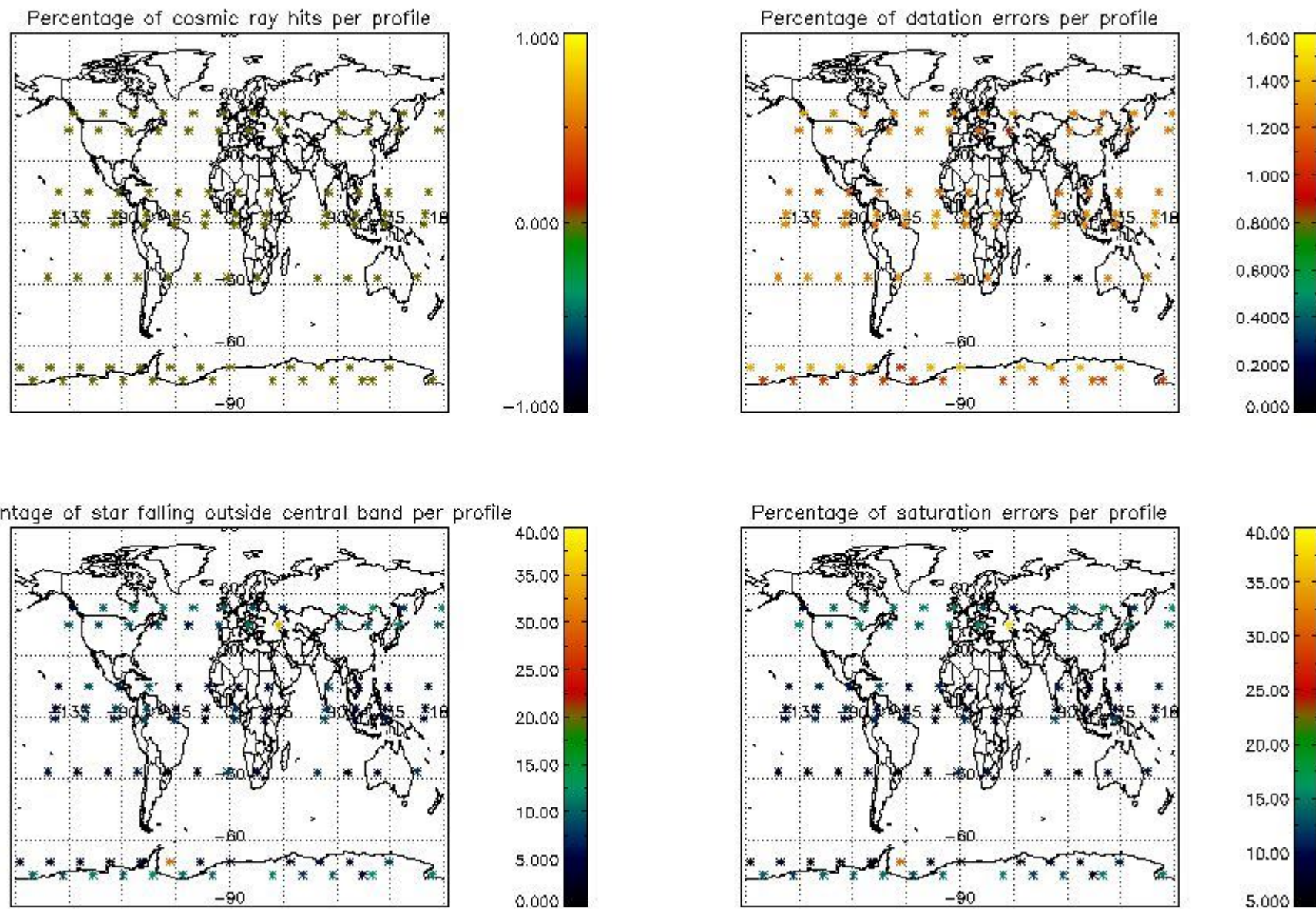
Percentage of star falling outside central band per profile



Percentage of saturation errors per profile



4.2.2 Plot level 1 quality information per product (world map): ENVISAT DESCENDING passes



5. Trace gas profiles

5.1 Ozone statistics based on quality of products

The final quality of the products can be "measured" using the STD (Standard Deviation) attached to every point profile. This information is written to the parameter GOM_NL__2P/NL_LOCAL_SPECIES_DENSITY/o3_std of the level 2 products. The table below shows the statistics for given STD ranges.

The statistics are given with respect to the overall valid production:

- Products without fatal errors: GOM_NL__2P/MPH/PRODUCT_ERR=0
- Valid point profile: GOM_NL__2P/NL_LOCAL_SPECIES_DENSITY/pcd(0)=0

The 'Criteria' is applied to valid points of dark limb products:

- Products in dark limb illumination condition: GOM_NL__2P/NL_SUMMARY_QUALITY/obs_ill_cond=0
- Products without fatal errors: GOM_NL__2P/MPH/PRODUCT_ERR=0
- Valid point profile: GOM_NL__2P/NL_LOCAL_SPECIES_DENSITY/pcd(0)=0

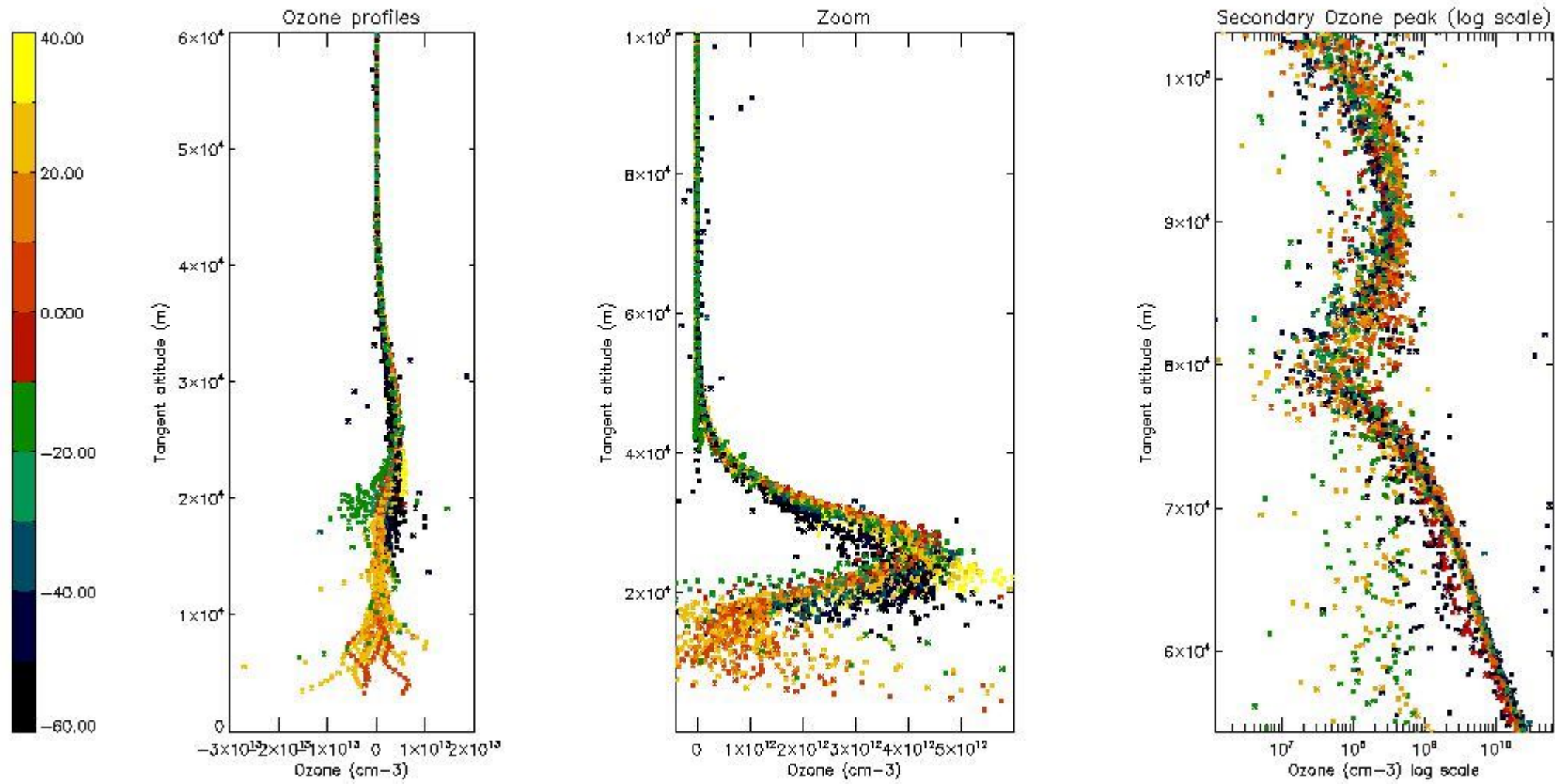
So, the table below shows the percentage of dark limb and valid observations for each criteria with respect to the overall valid daily observations.

Criteria	% of total production
All STD	55
STD < 20	30

STD < 10	23
STD < 5	17

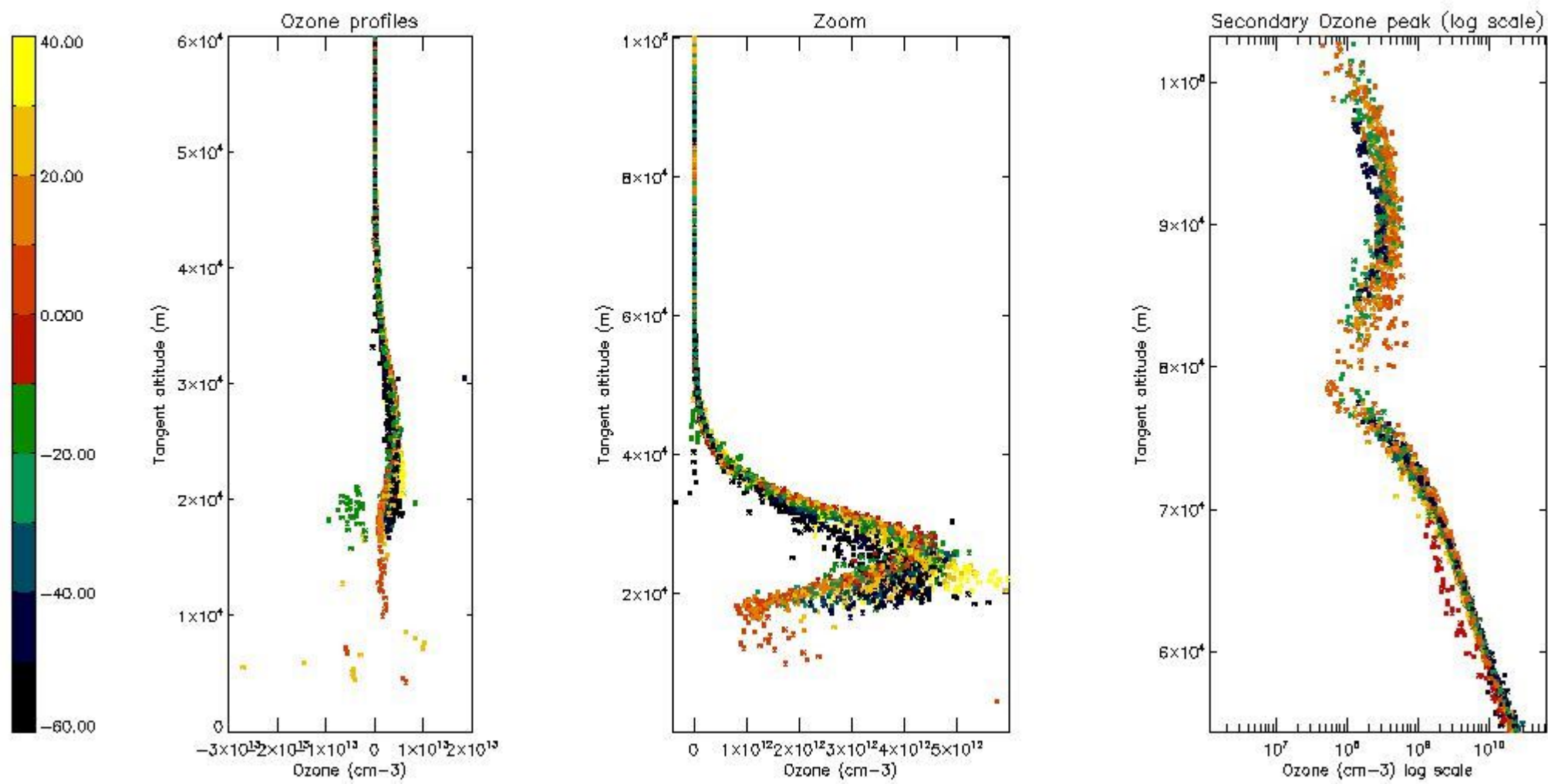
5.2 Plot ozone profiles for all STD (dark without errors)

The colorbar represents the latitude.



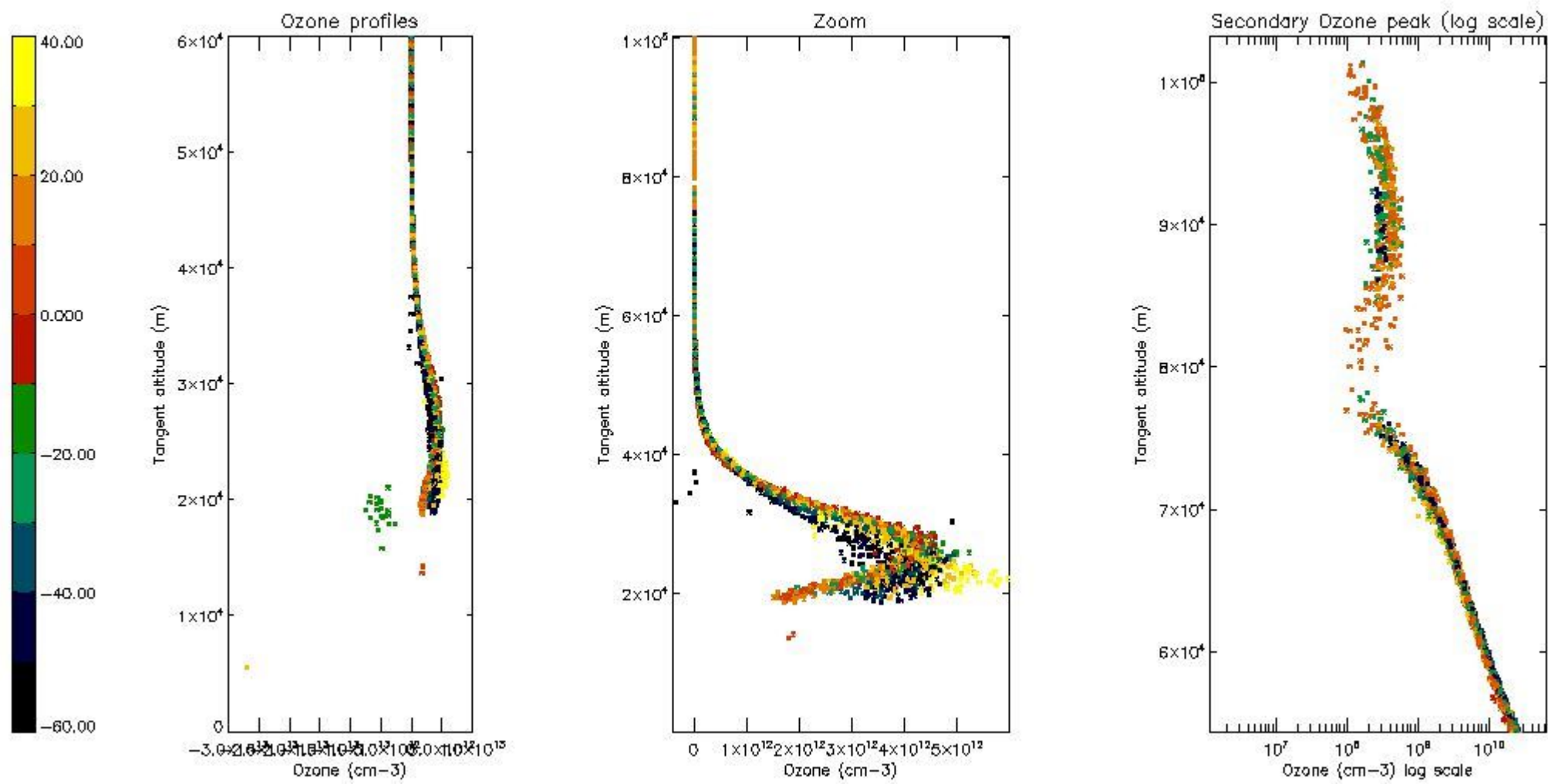
5.3 Plot ozone profiles where STD < 20% (dark without errors)

The colorbar represents the latitude.



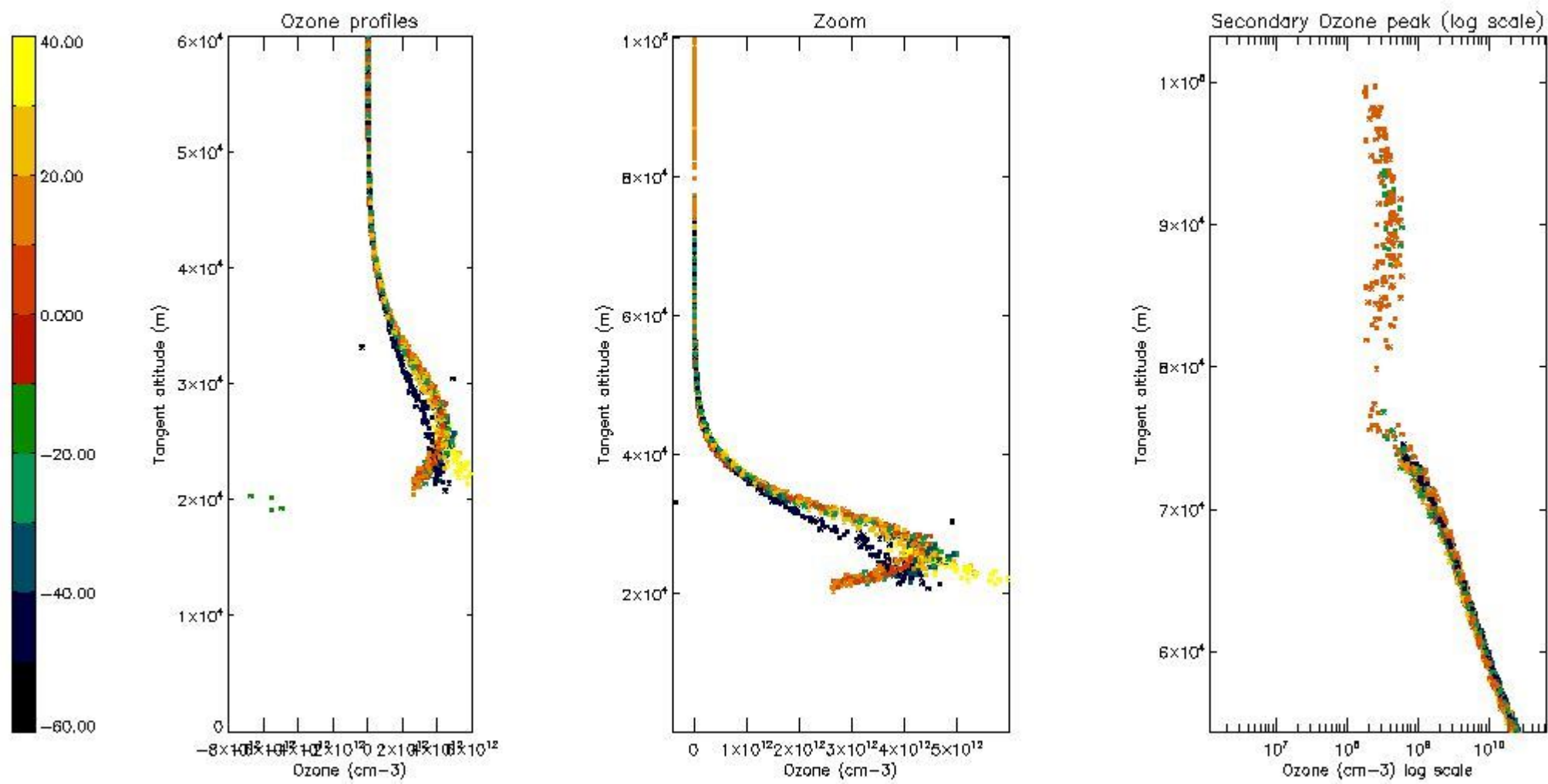
5.4 Plot ozone profiles where STD < 10% (dark without errors)

The colorbar represents the latitude.



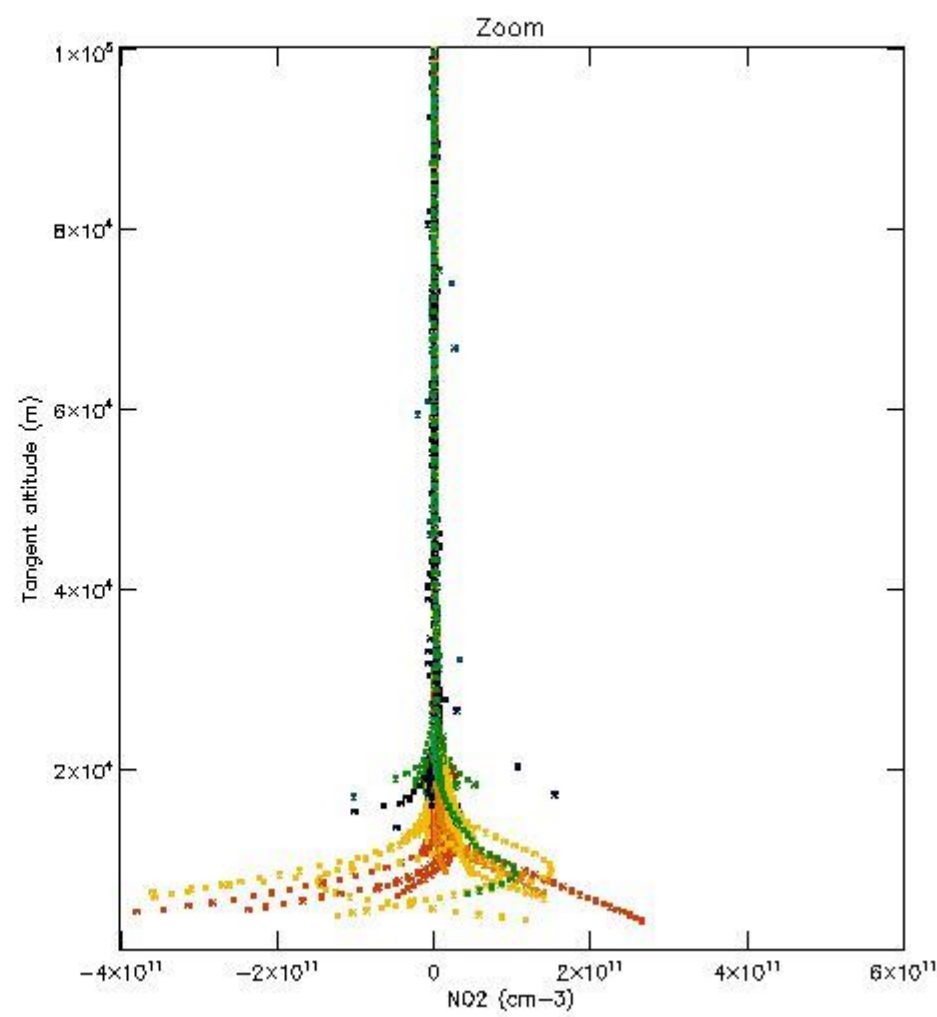
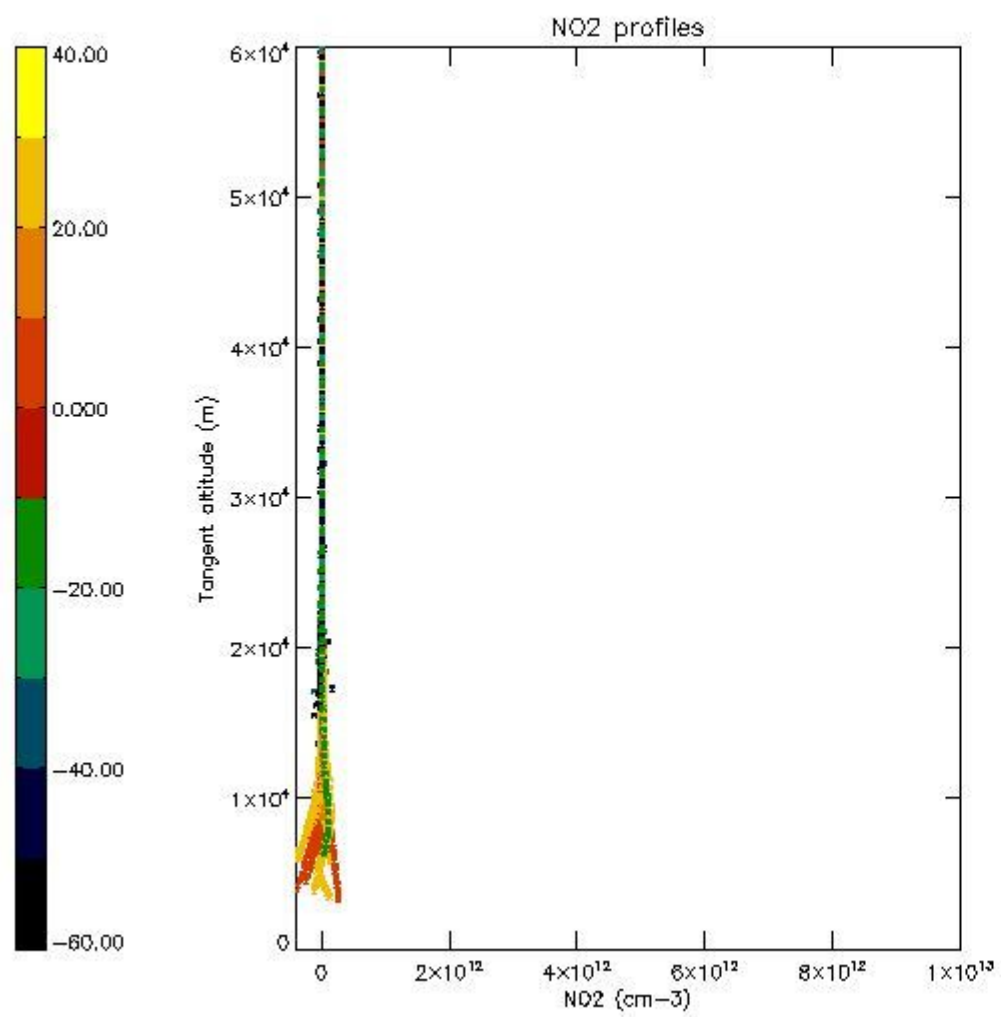
5.5 Plot ozone profiles where STD < 5% (dark without errors)

The colorbar represents the latitude.



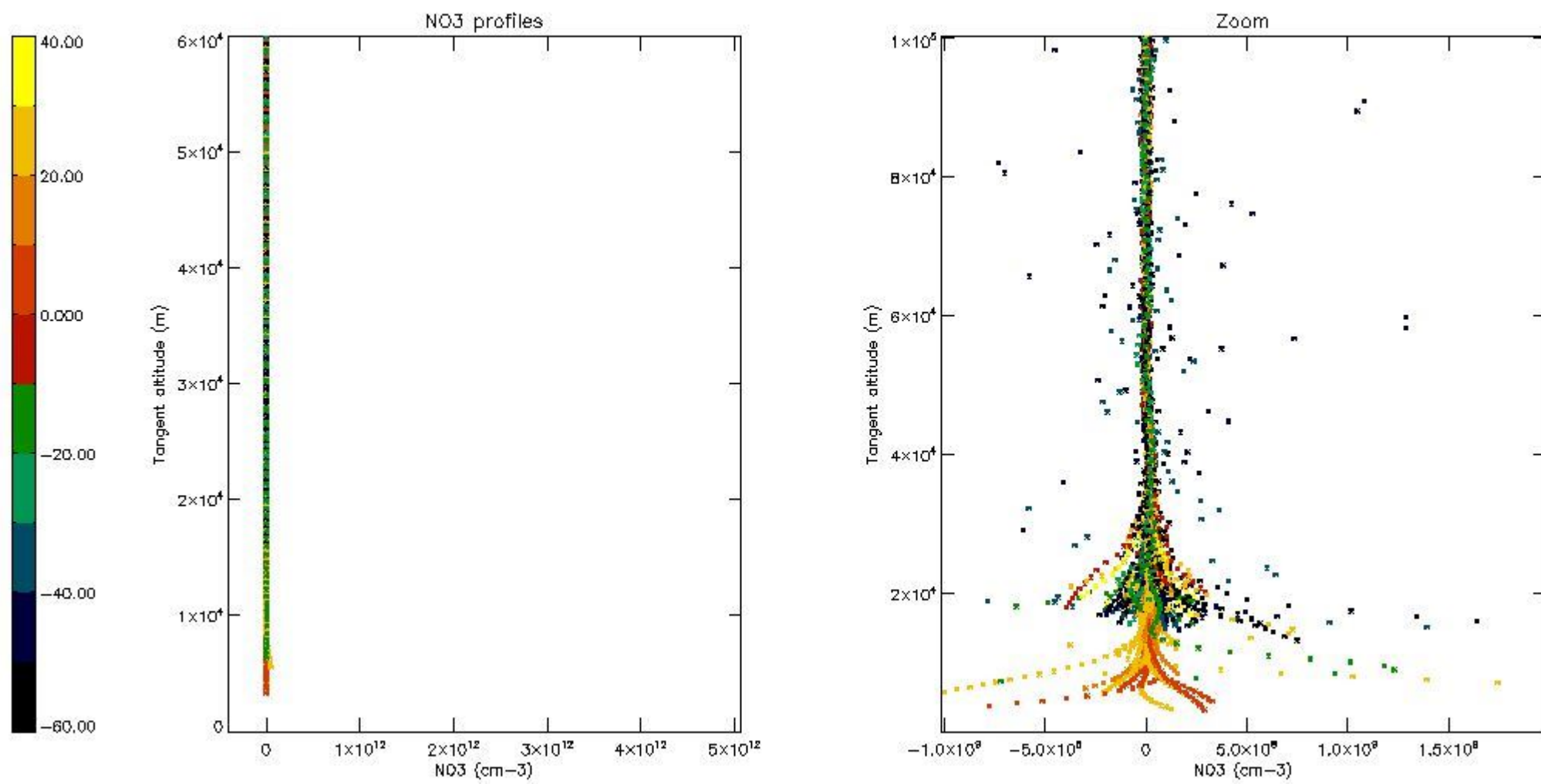
5.6 Plot NO₂ profiles for all STD (dark without errors)

The colorbar represents the latitude.



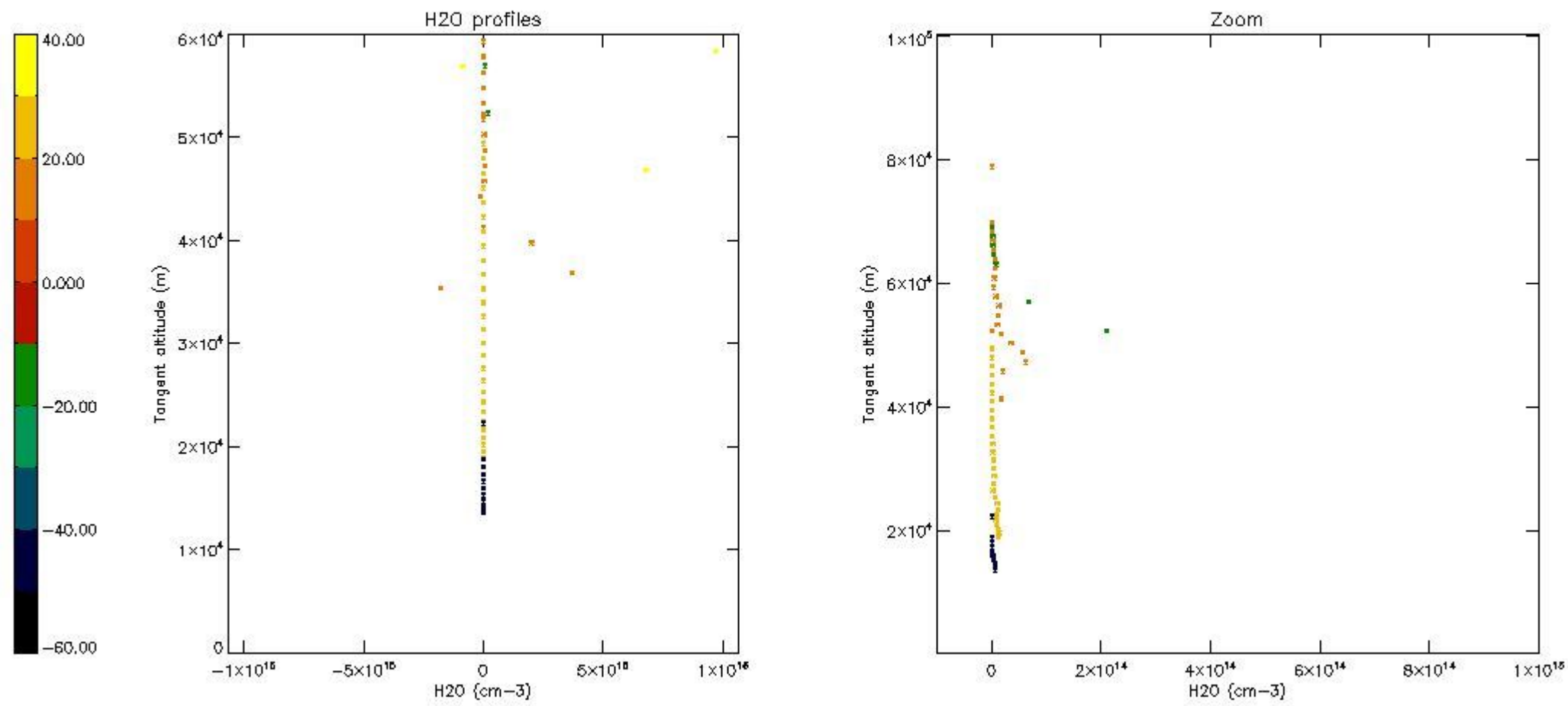
5.7 Plot NO3 profiles for all STD (dark without errors)

The colorbar represents the latitude.



5.8 Plot H2O profiles for all STD (only for occultations of stars 1,2,3,4,13,14,16,26,63 dark without errors)

The colorbar represents the latitude.



6. Auxiliary Data Files used for the production reported in section 2

The number reported in the third column indicates since which file (see list in section 2) the corresponding auxiliary file has been used. The fourth column is the date of those product files.

Type	Auxiliary Filename	Used since product	Used since product date
INST_PHYS_CHARACTERISTICS	GOM_INS_AXVIEC20091111_143220_20030716_120000_20500101_000000	1	07-MAR-2007 00:00:49
LEVEL-2_PROC_CONFIG	GOM_PR2_AXVIEC20091111_152718_20020301_000000_20500101_000000	1	07-MAR-2007 00:00:49
CROSS_SECTIONS_FILE	GOM_CRS_AXVIEC20091111_154832_20020301_000000_20500101_000000	1	07-MAR-2007 00:00:49

GOMOS Level 2 Daily Report

SUMMARY

[1. General Info](#)

[2. Summary of processed GOM_NL_2P products](#)

[3. Level 2 Quality information per product](#)

[3.1 Plot of level 2 quality information per product \(time dependant\)](#)

[3.2 Plot of level 2 quality information per product \(world map\)](#)

[4. Level 1 Quality information per product \(stored on level 2 products\)](#)

[4.1 Plot of level 1 quality information per product \(time dependant\)](#)

[4.1.1 Plot of level 1 quality information per product \(time dependant\): ASCENDING](#)

[4.1.2 Plot of level 1 quality information per product \(time dependant\): DESCENDING](#)

[4.2 Plot of level 1 quality information per product \(world map\)](#)

[4.2.1 Plot of level 1 quality information per product \(world map\): ASCENDING](#)

[4.2.2 Plot of level 1 quality information per product \(world map\): DESCENDING](#)

[5. Ozone profiles based on quality statistics and other trace gas profiles](#)

[5.1 Ozone statistics based on quality of products](#)

[5.2 Plot ozone profiles for all STD \(dark without errors\)](#)

[5.3 Plot ozone profiles where STD < 20% \(dark without errors\)](#)

[5.4. Plot ozone profiles where STD < 10% \(dark without errors\)](#)

[5.5. Plot ozone profiles where STD < 5% \(dark without errors\)](#)

[5.6 Plot NO2 profiles for all STD \(dark without errors\)](#)

[5.7 Plot NO3 profiles for all STD \(dark without errors\)](#)

[5.8 Plot H2O profiles \(only for occultations of stars 1,2,3,4,13,14,16,26,63 dark without errors\) for all STD](#)

[6. Auxiliary Data Files used for the production reported in section 2](#)

This report presents the daily analysis on parameters extracted from GOMOS level 2 data (GOM_NL__2P). It is intended to monitor some important parameters that will impact the quality of these products. A list of level 2 products (and content) that have arrived during the reporting day to the PCF is also given.

Item	Value
Time of report generation	22APR2013 17:02:42
Data source version	GOMOS/6.01
Start time of products	07-03-2007 (07MAR2007 00:00:00)
Stop time of products	08-03-2007 (08MAR2007 00:00:00)
Store outputs in DB	Yes
Nb of level 2 prods	236
Nb of prods with errors	0

2. Summary of processed GOM_NL__2P products.

Nr	Filename	UTC Start time	Limb	Duration	Star Id	Star Name	Star Mag	Star Temp	Nb Meas	Orbit	Prod. error
1	GOM_NL__2PRFIN20070307_000049_000000432056_00116_26222_8517.N1	07-MAR-2007 00:00:49	Bright	43.000	5	3Alp Lyr	0.033000	11000.	86	26222	No
2	GOM_NL__2PRFIN20070307_000851_000000422056_00116_26222_8518.N1	07-MAR-2007 00:08:51	Bright	42.000	168	17Zet Aql	2.9860	11000.	84	26222	No
3	GOM_NL__2PRFIN20070307_002359_000000452056_00116_26222_8519.N1	07-MAR-2007 00:23:59	Dark	44.500	38	20Eps Sgr	1.8360	11000.	89	26222	No
4	GOM_NL__2PRFIN20070307_002708_000000492056_00116_26222_8520.N1	07-MAR-2007 00:27:08	Dark	48.500	25	35Lam Sco	1.6200	28000.	97	26222	No
5	GOM_NL__2PRFIN20070307_003026_000000412056_00117_26223_8515.N1	07-MAR-2007 00:30:26	Dark	41.000	141	Bet Ara	2.8400	4600.0	82	26223	No
6	GOM_NL__2PRFIN20070307_003702_000000482056_00117_26223_8516.N1	07-MAR-2007 00:37:02	Dark	47.500	4	Alp1Cen	-0.010000	5800.0	95	26223	No
7	GOM_NL__2PRFIN20070307_003819_000000412056_00117_26223_8517.N1	07-MAR-2007 00:38:19	Dark	41.000	10	Bet Cen	0.610000	28000.	82	26223	No
8	GOM_NL__2PRFIN20070307_004014_000000442056_00117_26223_8518.N1	07-MAR-2007 00:40:14	Dark	43.500	77	Eps Cen	2.3030	28000.	87	26223	No
9	GOM_NL__2PRFIN20070307_004148_000000462056_00117_26223_8519.N1	07-MAR-2007 00:41:48	Dark	45.500	26	Gam Cru	1.6240	2900.0	91	26223	No
10	GOM_NL__2PRFIN20070307_004321_000000432056_00117_26223_8520.N1	07-MAR-2007 00:43:21	Dark	43.000	64	Gam Cen	2.2000	10600.	86	26223	No
11	GOM_NL__2PRFIN20070307_010415_000000392056_00117_26223_8521.N1	07-MAR-2007 01:04:15	Bright	39.000	22	32Alp Leo	1.3600	15200.	78	26223	No
12	GOM_NL__2PRFIN20070307_010643_000000422056_00117_26223_8522.N1	07-MAR-2007 01:06:43	Bright	41.500	51	41Gam1Leo	2.0100	4500.0	83	26223	No
13	GOM_NL__2PRFIN20070307_011512_000000422056_00117_26223_8523.N1	07-MAR-2007 01:15:12	Bright	42.000	174	52Psi UMa	3.0040	4400.0	84	26223	No
14	GOM_NL__2PRFIN20070307_011809_000000392056_00117_26223_8524.N1	07-MAR-2007 01:18:09	Bright	39.000	82	48Bet UMa	2.3650	10600.	78	26223	No
15	GOM_NL__2PRFIN20070307_011933_000000402056_00117_26223_8525.N1	07-MAR-2007 01:19:33	Bright	39.500	36	50Alp UMa	1.8000	6300.0	79	26223	No
16	GOM_NL__2PRFIN20070307_012646_000000402056_00117_26223_8526.N1	07-MAR-2007 01:26:46	Bright	40.000	60	7Bet UMi	2.0810	3950.0	80	26223	No
17	GOM_NL__2PRFIN20070307_013918_000000362056_00117_26223_8527.N1	07-MAR-2007 01:39:18	Bright	36.000	144	18Del Cyg	2.8600	11000.	72	26223	No
18	GOM_NL__2PRFIN20070307_014125_000000462056_00117_26223_8528.N1	07-MAR-2007 01:41:25	Bright	46.000	5	3Alp Lyr	0.033000	11000.	92	26223	No
19	GOM_NL__2PRFIN20070307_014928_000000442056_00117_26223_8529.N1	07-MAR-2007 01:49:28	Bright	43.500	168	17Zet Aql	2.9860	11000.	87	26223	No
20	GOM_NL__2PRFIN20070307_015928_000000422056_00117_26223_8530.N1	07-MAR-2007 01:59:28	Dark	42.000	155	41Pi Sgr	2.9000	6600.0	84	26223	No
21	GOM_NL__2PRFIN20070307_020121_000000452056_00117_26223_8531.N1	07-MAR-2007 02:01:21	Dark	45.000	57	34Sig Sgr	2.0660	26000.	90	26223	No
22	GOM_NL__2PRFIN20070307_020436_000000462056_00117_26223_8532.N1	07-MAR-2007 02:04:36	Dark	45.500	38	20Eps Sgr	1.8360	11000.	91	26223	No
23	GOM_NL__2PRFIN20070307_020745_000000472056_00117_26223_8533.N1	07-MAR-2007 02:07:45	Dark	47.000	25	35Lam Sco	1.6200	28000.	94	26223	No
24	GOM_NL__2PRFIN20070307_021103_000000412056_00118_26224_8540.N1	07-MAR-2007 02:11:03	Dark	41.000	141	Bet Ara	2.8400	4600.0	82	26224	No
25	GOM_NL__2PRFIN20070307_021738_000000532056_00118_26224_8541.N1	07-MAR-2007 02:17:38	Dark	53.000	4	Alp1Cen	-0.010000	5800.0	106	26224	No
26	GOM_NL__2PRFIN20070307_021856_000000532056_00118_26224_8542.N1	07-MAR-2007 02:18:56	Dark	52.500	10	Bet Cen	0.610000	28000.	105	26224	No
27	GOM_NL__2PRFIN20070307_022051_000000432056_00118_26224_8543.N1	07-MAR-2007 02:20:51	Dark	43.000	77	Eps Cen	2.3030	28000.	86	26224	No
28	GOM_NL__2PRFIN20070307_022224_000000472056_00118_26224_8544.N1	07-MAR-2007 02:22:24	Dark	46.500	26	Gam Cru	1.6240	2900.0	93	26224	No
29	GOM_NL__2PRFIN20070307_022357_000000432056_00118_26224_8545.N1	07-MAR-2007 02:23:57	Dark	43.000	64	Gam Cen	2.2000	10600.	86	26224	No
30	GOM_NL__2PRFIN20070307_024451_000000422056_00118_26224_8546.N1	07-MAR-2007 02:44:51	Bright	41.500	22	32Alp Leo	1.3600	15200.	83	26224	No
31	GOM_NL__2PRFIN20070307_024719_000000412056_00118_26224_8547.N1	07-MAR-2007 02:47:19	Bright	41.000	51	41Gam1Leo	2.0100	4500.0	82	26224	No
32	GOM_NL__2PRFIN20070307_025547_000000412056_00118_26224_8548.N1	07-MAR-2007 02:55:47	Bright	41.000	174	52Psi UMa	3.0040	4400.0	82	26224	No
33	GOM_NL__2PRFIN20070307_025844_000000392056_00118_26224_8549.N1	07-MAR-2007 02:58:44	Bright	39.000	82	48Bet UMa	2.3650	10600.	78	26224	No
34	GOM_NL__2PRFIN20070307_030009_000000392056_00118_26224_8550.N1	07-MAR-2007 03:00:09	Bright	38.500	36	50Alp UMa	1.8000	6300.0	77	26224	No
35	GOM_NL__2PRFIN20070307_030721_000000382056_00118_26224_8551.N1	07-MAR-2007 03:07:21	Bright	38.000	60	7Bet UMi	2.0810	3950.0	76	26224	No
36	GOM_NL__2PRFIN20070307_031954_000000372056_00118_26224_8552.N1	07-MAR-2007 03:19:54	Bright	36.500	144	18Del Cyg	2.8600	11000.	73	26224	No
37	GOM_NL__2PRFIN20070307_032201_000000462056_00118_26224_8553.N1	07-MAR-2007 03:22:01	Bright	45.500	5	3Alp Lyr	0.033000	11000.	91	26224	No
38	GOM_NL__2PRFIN20070307_033004_000000432056_00118_26224_8554.N1	07-MAR-2007 03:30:04	Bright	43.000	168	17Zet Aql	2.9860	11000.	86	26224	No
39	GOM_NL__2PRFIN20070307_034004_000000432056_00118_26224_8555.N1	07-MAR-2007 03:40:04	Dark	42.500	155	41Pi Sgr	2.9000	6600.0	85	26224	No
40	GOM_NL__2PRFIN20070307_034158_000000432056_00118_26224_8556.N1	07-MAR-2007 03:41:58	Dark	42.500	57	34Sig Sgr	2.0660	26000.	85	26224	No
41	GOM_NL__2PRFIN20070307_034513_000000422056_00118_26224_8557.N1	07-MAR-2007 03:45:13	Dark	42.000	38	20Eps Sgr	1.8360	11000.	84	26224	No
42	GOM_NL__2PRFIN20070307_034822_000000482056_00118_26224_8558.N1	07-MAR-2007 03:48:22	Dark	48.000	25	35Lam Sco	1.6200	28000.	96	26224	No

43	GOM_NL__2PRFIN20070307_035140_000000432056_00119_26225_8552.N1	07-MAR-2007 03:51:40	Dark	43.000	141	Bet Ara	2.8400	4600.0	86	26225	No
44	GOM_NL__2PRFIN20070307_035815_000000482056_00119_26225_8553.N1	07-MAR-2007 03:58:15	Dark	47.500	4	Alp1Cen	-0.010000	5800.0	95	26225	No
45	GOM_NL__2PRFIN20070307_035932_000000422056_00119_26225_8554.N1	07-MAR-2007 03:59:32	Dark	41.500	10	Bet Cen	0.610000	28000.	83	26225	No
46	GOM_NL__2PRFIN20070307_040128_000000432056_00119_26225_8555.N1	07-MAR-2007 04:01:28	Dark	43.000	77	Eps Cen	2.3030	28000.	86	26225	No
47	GOM_NL__2PRFIN20070307_040301_000000562056_00119_26225_8556.N1	07-MAR-2007 04:03:01	Dark	56.000	26	Gam Cru	1.6240	2900.0	112	26225	No
48	GOM_NL__2PRFIN20070307_040434_000000422056_00119_26225_8557.N1	07-MAR-2007 04:04:34	Dark	42.000	64	Gam Cen	2.2000	10600.	84	26225	No
49	GOM_NL__2PRFIN20070307_042527_000000402056_00119_26225_8558.N1	07-MAR-2007 04:25:27	Bright	40.000	22	32Alp Leo	1.3600	15200.	80	26225	No
50	GOM_NL__2PRFIN20070307_042754_000000412056_00119_26225_8559.N1	07-MAR-2007 04:27:54	Bright	40.500	51	41Gam1Leo	2.0100	4500.0	81	26225	No
51	GOM_NL__2PRFIN20070307_043623_000000432056_00119_26225_8560.N1	07-MAR-2007 04:36:23	Bright	42.500	174	52Psi UMa	3.0040	4400.0	85	26225	No
52	GOM_NL__2PRFIN20070307_043920_000000392056_00119_26225_8561.N1	07-MAR-2007 04:39:20	Bright	39.000	82	48Bet UMa	2.3650	10600.	78	26225	No
53	GOM_NL__2PRFIN20070307_044044_000000412056_00119_26225_8562.N1	07-MAR-2007 04:40:44	Bright	40.500	36	50Alp UMa	1.8000	6300.0	81	26225	No
54	GOM_NL__2PRFIN20070307_044757_000000402056_00119_26225_8563.N1	07-MAR-2007 04:47:57	Bright	40.000	60	7Bet UMi	2.0810	3950.0	80	26225	No
55	GOM_NL__2PRFIN20070307_050030_000000362056_00119_26225_8564.N1	07-MAR-2007 05:00:30	Bright	35.500	144	18Del Cyg	2.8600	11000.	71	26225	No
56	GOM_NL__2PRFIN20070307_050237_000000472056_00119_26225_8565.N1	07-MAR-2007 05:02:37	Bright	47.000	5	3Alp Lyr	0.033000	11000.	94	26225	No
57	GOM_NL__2PRFIN20070307_051040_000000452056_00119_26225_8566.N1	07-MAR-2007 05:10:40	Bright	45.000	168	17Zet Aql	2.9860	11000.	90	26225	No
58	GOM_NL__2PRFIN20070307_052041_000000432056_00119_26225_8567.N1	07-MAR-2007 05:20:41	Dark	42.500	155	41Pi Sgr	2.9000	6600.0	85	26225	No
59	GOM_NL__2PRFIN20070307_052235_000000412056_00119_26225_8568.N1	07-MAR-2007 05:22:35	Dark	41.000	57	34Sig Sgr	2.0660	26000.	82	26225	No
60	GOM_NL__2PRFIN20070307_052550_000000452056_00119_26225_8569.N1	07-MAR-2007 05:25:50	Dark	44.500	38	20Eps Sgr	1.8360	11000.	89	26225	No
61	GOM_NL__2PRFIN20070307_052858_000000472056_00119_26225_8570.N1	07-MAR-2007 05:28:58	Dark	47.000	25	35Lam Sco	1.6200	28000.	94	26225	No
62	GOM_NL__2PRFIN20070307_071253_000000402056_00121_26227_8577.N1	07-MAR-2007 07:12:53	Dark	39.500	141	Bet Ara	2.8400	4600.0	79	26227	No
63	GOM_NL__2PRFIN20070307_071928_000000522056_00121_26227_8578.N1	07-MAR-2007 07:19:28	Dark	52.000	4	Alp1Cen	-0.010000	5800.0	104	26227	No
64	GOM_NL__2PRFIN20070307_072046_000000452056_00121_26227_8579.N1	07-MAR-2007 07:20:46	Dark	44.500	10	Bet Cen	0.610000	28000.	89	26227	No
65	GOM_NL__2PRFIN20070307_072241_000000432056_00121_26227_8580.N1	07-MAR-2007 07:22:41	Dark	43.000	77	Eps Cen	2.3030	28000.	86	26227	No
66	GOM_NL__2PRFIN20070307_072414_000000452056_00121_26227_8581.N1	07-MAR-2007 07:24:14	Dark	45.000	26	Gam Cru	1.6240	2900.0	90	26227	No
67	GOM_NL__2PRFIN20070307_072547_000000442056_00121_26227_8582.N1	07-MAR-2007 07:25:47	Dark	44.000	64	Gam Cen	2.2000	10600.	88	26227	No
68	GOM_NL__2PRFIN20070307_074639_000000392056_00121_26227_8583.N1	07-MAR-2007 07:46:39	Bright	38.500	22	32Alp Leo	1.3600	15200.	77	26227	No
69	GOM_NL__2PRFIN20070307_074906_000000572056_00121_26227_8584.N1	07-MAR-2007 07:49:06	Bright	57.000	51	41Gam1Leo	2.0100	4500.0	114	26227	No
70	GOM_NL__2PRFIN20070307_075734_000000432056_00121_26227_8585.N1	07-MAR-2007 07:57:34	Bright	42.500	174	52Psi UMa	3.0040	4400.0	85	26227	No
71	GOM_NL__2PRFIN20070307_080031_000000382056_00121_26227_8586.N1	07-MAR-2007 08:00:31	Bright	38.000	82	48Bet UMa	2.3650	10600.	76	26227	No
72	GOM_NL__2PRFIN20070307_080156_000000382056_00121_26227_8587.N1	07-MAR-2007 08:01:56	Bright	38.000	36	50Alp UMa	1.8000	6300.0	76	26227	No
73	GOM_NL__2PRFIN20070307_080908_000000402056_00121_26227_8588.N1	07-MAR-2007 08:09:08	Bright	39.500	60	7Bet UMi	2.0810	3950.0	79	26227	No
74	GOM_NL__2PRFIN20070307_082142_000000362056_00121_26227_8589.N1	07-MAR-2007 08:21:42	Bright	35.500	144	18Del Cyg	2.8600	11000.	71	26227	No
75	GOM_NL__2PRFIN20070307_082349_000000472056_00121_26227_8590.N1	07-MAR-2007 08:23:49	Bright	46.500	5	3Alp Lyr	0.033000	11000.	93	26227	No
76	GOM_NL__2PRFIN20070307_083153_000000432056_00121_26227_8591.N1	07-MAR-2007 08:31:53	Bright	42.500	168	17Zet Aql	2.9860	11000.	85	26227	No
77	GOM_NL__2PRFIN20070307_084154_000000422056_00121_26227_8592.N1	07-MAR-2007 08:41:54	Dark	42.000	155	41Pi Sgr	2.9000	6600.0	84	26227	No
78	GOM_NL__2PRFIN20070307_084348_000000442056_00121_26227_8593.N1	07-MAR-2007 08:43:48	Dark	44.000	57	34Sig Sgr	2.0660	26000.	88	26227	No
79	GOM_NL__2PRFIN20070307_084703_000000462056_00121_26227_8594.N1	07-MAR-2007 08:47:03	Dark	45.500	38	20Eps Sgr	1.8360	11000.	91	26227	No
80	GOM_NL__2PRFIN20070307_085012_000000482056_00121_26227_8595.N1	07-MAR-2007 08:50:12	Dark	47.500	25	35Lam Sco	1.6200	28000.	95	26227	No
81	GOM_NL__2PRFIN20070307_085329_000000422056_00122_26228_8588.N1	07-MAR-2007 08:53:29	Dark	41.500	141	Bet Ara	2.8400	4600.0	83	26228	No
82	GOM_NL__2PRFIN20070307_090004_000000552056_00122_26228_8589.N1	07-MAR-2007 09:00:04	Dark	55.000	4	Alp1Cen	-0.010000	5800.0	110	26228	No
83	GOM_NL__2PRFIN20070307_090122_000000432056_00122_26228_8590.N1	07-MAR-2007 09:01:22	Dark	42.500	10	Bet Cen	0.610000	28000.	85	26228	No
84	GOM_NL__2PRFIN20070307_090318_000000432056_00122_26228_8591.N1	07-MAR-2007 09:03:18	Dark	43.000	77	Eps Cen	2.3030	28000.	86	26228	No
85	GOM_NL__2PRFIN20070307_090450_000000462056_00122_26228_8592.N1	07-MAR-2007 09:04:50	Dark	45.500	26	Gam Cru	1.6240	2900.0	91	26228	No
86	GOM_NL__2PRFIN20070307_090624_000000432056_00122_26228_8593.N1	07-MAR-2007 09:06:24	Dark	43.000	64	Gam Cen	2.2000	10600.	86	26228	No
87	GOM_NL__2PRFIN20070307_092714_000000402056_00122_26228_8594.N1	07-MAR-2007 09:27:14	Bright	39.500	22	32Alp Leo	1.3600	15200.	79	26228	No
88	GOM_NL__2PRFIN20070307_092942_000000422056_00122_26228_8595.N1	07-MAR-2007 09:29:42	Bright	41.500	51	41Gam1Leo	2.0100	4500.0	83	26228	No
89	GOM_NL__2PRFIN20070307_093809_000000412056_00122_26228_8596.N1	07-MAR-2007 09:38:09	Bright	40.500	174	52Psi UMa	3.0040	4400.0	81	26228	No
90	GOM_NL__2PRFIN20070307_094107_000000402056_00122_26228_8597.N1	07-MAR-2007 09:41:07	Bright	39.500	82	48Bet UMa	2.3650	10600.	79	26228	No
91	GOM_NL__2PRFIN20070307_094231_000000402056_00122_26228_8598.N1	07-MAR-2007 09:42:31	Bright	40.000	36	50Alp UMa	1.8000	6300.0	80	26228	No
92	GOM_NL__2PRFIN20070307_094944_000000412056_00122_26228_8599.N1	07-MAR-2007 09:49:44	Bright	41.000	60	7Bet UMi	2.0810	3950.0	82	26228	No
93	GOM_NL__2PRFIN20070307_100217_000000362056_00122_26228_8600.N1	07-MAR-2007 10:02:17	Bright	36.000	144	18Del Cyg	2.8600	11000.	72	26228	No
94	GOM_NL__2PRFIN20070307_100425_000000472056_00122_26228_8601.N1	07-MAR-2007 10:04:25	Bright	46.500	5	3Alp Lyr	0.033000	11000.	93	26228	No
95	GOM_NL__2PRFIN20070307_101229_000000472056_00122_26228_8602.N1	07-MAR-2007 10:12:29	Bright	46.500	168	17Zet Aql	2.9860	11000.	93	26228	No
96	GOM_NL__2PRFIN20070307_102230_000000452056_00122_26228_8603.N1	07-MAR-2007 10:22:30	Dark	44.500	155	41Pi Sgr	2.9000	6600.0	89	26228	No
97	GOM_NL__2PRFIN20070307_102424_000000442056_00122_26228_8604.N1	07-MAR-2007 10:24:24	Dark	43.500	57	34Sig Sgr	2.0660	26000.	87	26228	No
98	GOM_NL__2PRFIN20070307_102739_000000462056_00122_26228_8605.N1	07-MAR-2007 10:27:39	Dark	45.500	38	20Eps Sgr	1.8360	11000.	91	26228	No
99	GOM_NL__2PRFIN20070307_103049_000000492056_00122_26228_8606.N1	07-MAR-2007 10:30:49	Dark	48.500	25	35Lam Sco	1.6200	28000.	97	26228	No
100	GOM_NL__2PRFIN20070307_103406_000000412056_00123_26229_8610.N1	07-MAR-2007 10:34:06	Dark	41.000	141	Bet Ara	2.8400	4600.0	82	26229	No
101	GOM_NL__2PRFIN20070307_104041_000000432056_00123_26229_8611.N1	07-MAR-2007 10:40:41	Dark	42.500	4	Alp1Cen	-0.010000	5800.0	85	26229	No

102	GOM_NL__2PRFIN20070307_104159_000000512056_00123_26229_8612.N1	07-MAR-2007 10:41:59	Dark	50.500	10	Bet Cen	0.61000	28000.	101	26229	No
103	GOM_NL__2PRFIN20070307_104354_000000432056_00123_26229_8613.N1	07-MAR-2007 10:43:54	Dark	42.500	77	Eps Cen	2.3030	28000.	85	26229	No
104	GOM_NL__2PRFIN20070307_104526_000000492056_00123_26229_8614.N1	07-MAR-2007 10:45:26	Dark	49.000	26	Gam Cru	1.6240	2900.0	98	26229	No
105	GOM_NL__2PRFIN20070307_104700_000000432056_00123_26229_8615.N1	07-MAR-2007 10:47:00	Dark	42.500	64	Gam Cen	2.2000	10600.	85	26229	No
106	GOM_NL__2PRFIN20070307_110750_000000402056_00123_26229_8616.N1	07-MAR-2007 11:07:50	Bright	40.000	22	32Alp Leo	1.3600	15200.	80	26229	No
107	GOM_NL__2PRFIN20070307_111017_000000412056_00123_26229_8617.N1	07-MAR-2007 11:10:17	Bright	40.500	51	41Gam1Leo	2.0100	4500.0	81	26229	No
108	GOM_NL__2PRFIN20070307_111844_000000422056_00123_26229_8618.N1	07-MAR-2007 11:18:44	Bright	42.000	174	52Psi UMa	3.0040	4400.0	84	26229	No
109	GOM_NL__2PRFIN20070307_112142_000000382056_00123_26229_8619.N1	07-MAR-2007 11:21:42	Bright	37.500	82	48Bet UMa	2.3650	10600.	75	26229	No
110	GOM_NL__2PRFIN20070307_112307_000000372056_00123_26229_8620.N1	07-MAR-2007 11:23:07	Bright	37.000	36	50Alp UMa	1.8000	6300.0	74	26229	No
111	GOM_NL__2PRFIN20070307_113019_000000382056_00123_26229_8621.N1	07-MAR-2007 11:30:19	Bright	38.000	60	7Bet UMi	2.0810	3950.0	76	26229	No
112	GOM_NL__2PRFIN20070307_114253_000000492056_00123_26229_8622.N1	07-MAR-2007 11:42:53	Bright	49.000	144	18Del Cyg	2.8600	11000.	98	26229	No
113	GOM_NL__2PRFIN20070307_114501_000000482056_00123_26229_8623.N1	07-MAR-2007 11:45:01	Bright	47.500	5	3Alp Lyr	0.033000	11000.	95	26229	No
114	GOM_NL__2PRFIN20070307_115306_000000462056_00123_26229_8624.N1	07-MAR-2007 11:53:06	Bright	45.500	168	17Zet Aql	2.9860	11000.	91	26229	No
115	GOM_NL__2PRFIN20070307_120307_000000412056_00123_26229_8625.N1	07-MAR-2007 12:03:07	Dark	41.000	155	41Pi Sgr	2.9000	6600.0	82	26229	No
116	GOM_NL__2PRFIN20070307_120501_000000412056_00123_26229_8626.N1	07-MAR-2007 12:05:01	Dark	41.000	57	34Sig Sgr	2.0660	26000.	82	26229	No
117	GOM_NL__2PRFIN20070307_120816_000000442056_00123_26229_8627.N1	07-MAR-2007 12:08:16	Dark	43.500	38	20Eps Sgr	1.8360	11000.	87	26229	No
118	GOM_NL__2PRFIN20070307_121126_000000502056_00123_26229_8628.N1	07-MAR-2007 12:11:26	Dark	49.500	25	35Lam Sco	1.6200	28000.	99	26229	No
119	GOM_NL__2PRFIN20070307_121442_000000412056_00124_26230_8638.N1	07-MAR-2007 12:14:42	Dark	40.500	141	Bet Ara	2.8400	4600.0	81	26230	No
120	GOM_NL__2PRFIN20070307_121837_000000382056_00124_26230_8639.N1	07-MAR-2007 12:18:37	Dark	38.000	134	Bet TrA	2.8100	6600.0	76	26230	No
121	GOM_NL__2PRFIN20070307_122117_000000482056_00124_26230_8640.N1	07-MAR-2007 12:21:17	Dark	47.500	4	Alp1Cen	-0.010000	5800.0	95	26230	No
122	GOM_NL__2PRFIN20070307_122235_000000502056_00124_26230_8641.N1	07-MAR-2007 12:22:35	Dark	50.000	10	Bet Cen	0.61000	28000.	100	26230	No
123	GOM_NL__2PRFIN20070307_122431_000000422056_00124_26230_8642.N1	07-MAR-2007 12:24:31	Dark	42.000	77	Eps Cen	2.3030	28000.	84	26230	No
124	GOM_NL__2PRFIN20070307_122603_000000532056_00124_26230_8643.N1	07-MAR-2007 12:26:03	Dark	52.500	26	Gam Cru	1.6240	2900.0	105	26230	No
125	GOM_NL__2PRFIN20070307_122736_000000432056_00124_26230_8644.N1	07-MAR-2007 12:27:36	Dark	43.000	64	Gam Cen	2.2000	10600.	86	26230	No
126	GOM_NL__2PRFIN20070307_124826_000000402056_00124_26230_8645.N1	07-MAR-2007 12:48:26	Bright	40.000	22	32Alp Leo	1.3600	15200.	80	26230	No
127	GOM_NL__2PRFIN20070307_125053_000000402056_00124_26230_8646.N1	07-MAR-2007 12:50:53	Bright	40.000	51	41Gam1Leo	2.0100	4500.0	80	26230	No
128	GOM_NL__2PRFIN20070307_125920_000000422056_00124_26230_8647.N1	07-MAR-2007 12:59:20	Bright	41.500	174	52Psi UMa	3.0040	4400.0	83	26230	No
129	GOM_NL__2PRFIN20070307_130218_000000382056_00124_26230_8648.N1	07-MAR-2007 13:02:18	Bright	38.000	82	48Bet UMa	2.3650	10600.	76	26230	No
130	GOM_NL__2PRFIN20070307_130342_000000402056_00124_26230_8649.N1	07-MAR-2007 13:03:42	Bright	40.000	36	50Alp UMa	1.8000	6300.0	80	26230	No
131	GOM_NL__2PRFIN20070307_131055_000000382056_00124_26230_8650.N1	07-MAR-2007 13:10:55	Bright	37.500	60	7Bet UMi	2.0810	3950.0	75	26230	No
132	GOM_NL__2PRFIN20070307_132329_000000362056_00124_26230_8651.N1	07-MAR-2007 13:23:29	Bright	36.000	144	18Del Cyg	2.8600	11000.	72	26230	No
133	GOM_NL__2PRFIN20070307_132537_000000472056_00124_26230_8652.N1	07-MAR-2007 13:25:37	Bright	46.500	5	3Alp Lyr	0.033000	11000.	93	26230	No
134	GOM_NL__2PRFIN20070307_133342_000000452056_00124_26230_8653.N1	07-MAR-2007 13:33:42	Bright	44.500	168	17Zet Aql	2.9860	11000.	89	26230	No
135	GOM_NL__2PRFIN20070307_134343_000000412056_00124_26230_8654.N1	07-MAR-2007 13:43:43	Dark	41.000	155	41Pi Sgr	2.9000	6600.0	82	26230	No
136	GOM_NL__2PRFIN20070307_134537_000000422056_00124_26230_8655.N1	07-MAR-2007 13:45:37	Dark	42.000	57	34Sig Sgr	2.0660	26000.	84	26230	No
137	GOM_NL__2PRFIN20070307_134853_000000442056_00124_26230_8656.N1	07-MAR-2007 13:48:53	Dark	44.000	38	20Eps Sgr	1.8360	11000.	88	26230	No
138	GOM_NL__2PRFIN20070307_135519_000000402056_00125_26231_8665.N1	07-MAR-2007 13:55:19	Dark	40.000	141	Bet Ara	2.8400	4600.0	80	26231	No
139	GOM_NL__2PRFIN20070307_135914_000000412056_00125_26231_8666.N1	07-MAR-2007 13:59:14	Dark	40.500	134	Bet TrA	2.8100	6600.0	81	26231	No
140	GOM_NL__2PRFIN20070307_140154_000000452056_00125_26231_8667.N1	07-MAR-2007 14:01:54	Dark	45.000	4	Alp1Cen	-0.010000	5800.0	90	26231	No
141	GOM_NL__2PRFIN20070307_140311_000000442056_00125_26231_8668.N1	07-MAR-2007 14:03:11	Dark	43.500	10	Bet Cen	0.61000	28000.	87	26231	No
142	GOM_NL__2PRFIN20070307_140507_000000422056_00125_26231_8669.N1	07-MAR-2007 14:05:07	Dark	41.500	77	Eps Cen	2.3030	28000.	83	26231	No
143	GOM_NL__2PRFIN20070307_140639_000000522056_00125_26231_8670.N1	07-MAR-2007 14:06:39	Dark	52.000	26	Gam Cru	1.6240	2900.0	104	26231	No
144	GOM_NL__2PRFIN20070307_140813_000000422056_00125_26231_8671.N1	07-MAR-2007 14:08:13	Dark	41.500	64	Gam Cen	2.2000	10600.	83	26231	No
145	GOM_NL__2PRFIN20070307_142902_000000402056_00125_26231_8672.N1	07-MAR-2007 14:29:02	Bright	40.000	22	32Alp Leo	1.3600	15200.	80	26231	No
146	GOM_NL__2PRFIN20070307_143129_000000402056_00125_26231_8673.N1	07-MAR-2007 14:31:29	Bright	40.000	51	41Gam1Leo	2.0100	4500.0	80	26231	No
147	GOM_NL__2PRFIN20070307_143955_000000442056_00125_26231_8674.N1	07-MAR-2007 14:39:55	Bright	43.500	174	52Psi UMa	3.0040	4400.0	87	26231	No
148	GOM_NL__2PRFIN20070307_144253_000000402056_00125_26231_8675.N1	07-MAR-2007 14:42:53	Bright	39.500	82	48Bet UMa	2.3650	10600.	79	26231	No
149	GOM_NL__2PRFIN20070307_144418_000000402056_00125_26231_8676.N1	07-MAR-2007 14:44:18	Bright	39.500	36	50Alp UMa	1.8000	6300.0	79	26231	No
150	GOM_NL__2PRFIN20070307_145130_000000402056_00125_26231_8677.N1	07-MAR-2007 14:51:30	Bright	40.000	60	7Bet UMi	2.0810	3950.0	80	26231	No
151	GOM_NL__2PRFIN20070307_150405_000000362056_00125_26231_8678.N1	07-MAR-2007 15:04:05	Bright	35.500	144	18Del Cyg	2.8600	11000.	71	26231	No
152	GOM_NL__2PRFIN20070307_150613_000000472056_00125_26231_8679.N1	07-MAR-2007 15:06:13	Bright	47.000	5	3Alp Lyr	0.033000	11000.	94	26231	No
153	GOM_NL__2PRFIN20070307_151418_000000452056_00125_26231_8680.N1	07-MAR-2007 15:14:18	Bright	45.000	168	17Zet Aql	2.9860	11000.	90	26231	No
154	GOM_NL__2PRFIN20070307_152420_000000422056_00125_26231_8681.N1	07-MAR-2007 15:24:20	Dark	41.500	155	41Pi Sgr	2.9000	6600.0	83	26231	No
155	GOM_NL__2PRFIN20070307_152614_000000432056_00125_26231_8682.N1	07-MAR-2007 15:26:14	Dark	42.500	57	34Sig Sgr	2.0660	26000.	85	26231	No
156	GOM_NL__2PRFIN20070307_152930_000000442056_00125_26231_8683.N1	07-MAR-2007 15:29:30	Dark	44.000	38	20Eps Sgr	1.8360	11000.	88	26231	No
157	GOM_NL__2PRFIN20070307_153555_000000412056_00126_26232_8684.N1	07-MAR-2007 15:35:55	Dark	40.500	141	Bet Ara	2.8400	4600.0	81	26232	No
158	GOM_NL__2PRFIN20070307_153950_000000392056_00126_26232_8685.N1	07-MAR-2007 15:39:50	Dark	38.500	134	Bet TrA	2.8100	6600.0	77	26232	No
159	GOM_NL__2PRFIN20070307_154230_000000442056_00126_26232_8686.N1	07-MAR-2007 15:42:30	Dark	44.000	4	Alp1Cen	-0.010000	5800.0	88	26232	No
160	GOM_NL__2PRFIN20070307_154348_000000402056_00126_26232_8687.N1	07-MAR-2007 15:43:48	Dark	40.000	10	Bet Cen	0.61000	28000.	80	26232	No

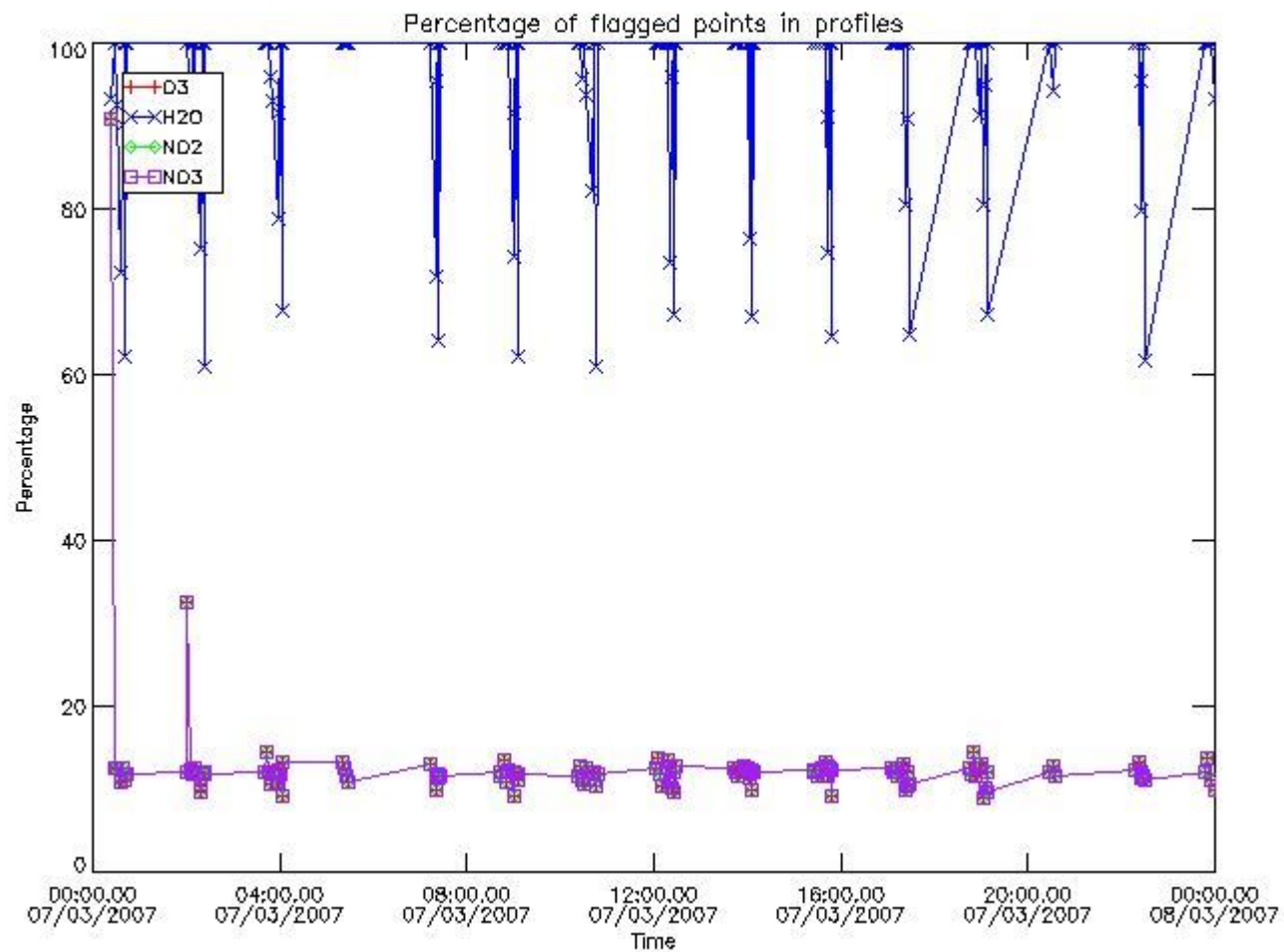
161	GOM_NL__2PRFIN20070307_154544_000000412056_00126_26232_8688.N1	07-MAR-2007 15:45:44	Dark	41.000	77	Eps Cen	2.3030	28000.	82	26232	No
162	GOM_NL__2PRFIN20070307_154716_000000562056_00126_26232_8689.N1	07-MAR-2007 15:47:16	Dark	55.500	26	Gam Cru	1.6240	2900.0	111	26232	No
163	GOM_NL__2PRFIN20070307_154849_000000412056_00126_26232_8690.N1	07-MAR-2007 15:48:49	Dark	41.000	64	Gam Cen	2.2000	10600.	82	26232	No
164	GOM_NL__2PRFIN20070307_160938_000000402056_00126_26232_8691.N1	07-MAR-2007 16:09:38	Bright	40.000	22	32Alp Leo	1.3600	15200.	80	26232	No
165	GOM_NL__2PRFIN20070307_161205_000000412056_00126_26232_8692.N1	07-MAR-2007 16:12:05	Bright	41.000	51	41Gam1Leo	2.0100	4500.0	82	26232	No
166	GOM_NL__2PRFIN20070307_162030_000000432056_00126_26232_8693.N1	07-MAR-2007 16:20:30	Bright	42.500	174	52Psi UMa	3.0040	4400.0	85	26232	No
167	GOM_NL__2PRFIN20070307_162329_000000412056_00126_26232_8694.N1	07-MAR-2007 16:23:29	Bright	40.500	82	48Bet UMa	2.3650	10600.	81	26232	No
168	GOM_NL__2PRFIN20070307_162453_000000402056_00126_26232_8695.N1	07-MAR-2007 16:24:53	Bright	39.500	36	50Alp UMa	1.8000	6300.0	79	26232	No
169	GOM_NL__2PRFIN20070307_163206_000000392056_00126_26232_8696.N1	07-MAR-2007 16:32:06	Bright	39.000	60	7Bet UMi	2.0810	3950.0	78	26232	No
170	GOM_NL__2PRFIN20070307_164441_000000372056_00126_26232_8697.N1	07-MAR-2007 16:44:41	Bright	36.500	144	18Del Cyg	2.8600	11000.	73	26232	No
171	GOM_NL__2PRFIN20070307_164649_000000462056_00126_26232_8698.N1	07-MAR-2007 16:46:49	Bright	46.000	5	3Alp Lyr	0.033000	11000.	92	26232	No
172	GOM_NL__2PRFIN20070307_165455_000000452056_00126_26232_8699.N1	07-MAR-2007 16:54:55	Bright	44.500	168	17Zet Aql	2.9860	11000.	89	26232	No
173	GOM_NL__2PRFIN20070307_170456_000000412056_00126_26232_8700.N1	07-MAR-2007 17:04:56	Dark	40.500	155	41Pi Sgr	2.9000	6600.0	81	26232	No
174	GOM_NL__2PRFIN20070307_170650_000000422056_00126_26232_8701.N1	07-MAR-2007 17:06:50	Dark	42.000	57	34Sig Sgr	2.0660	26000.	84	26232	No
175	GOM_NL__2PRFIN20070307_171006_000000422056_00126_26232_8702.N1	07-MAR-2007 17:10:06	Dark	42.000	38	20Eps Sgr	1.8360	11000.	84	26232	No
176	GOM_NL__2PRFIN20070307_171307_000000452056_00126_26232_8703.N1	07-MAR-2007 17:13:07	Dark	44.500	85	Kap Sco	2.4070	28000.	89	26232	No
177	GOM_NL__2PRFIN20070307_171632_000000412056_00127_26233_8695.N1	07-MAR-2007 17:16:32	Dark	40.500	141	Bet Ara	2.8400	4600.0	81	26233	No
178	GOM_NL__2PRFIN20070307_172027_000000392056_00127_26233_8696.N1	07-MAR-2007 17:20:27	Dark	39.000	134	Bet TrA	2.8100	6600.0	78	26233	No
179	GOM_NL__2PRFIN20070307_172307_000000572056_00127_26233_8697.N1	07-MAR-2007 17:23:07	Dark	57.000	4	Alp1Cen	-0.010000	5800.0	114	26233	No
180	GOM_NL__2PRFIN20070307_172424_000000502056_00127_26233_8698.N1	07-MAR-2007 17:24:24	Dark	49.500	10	Bet Cen	0.61000	28000.	99	26233	No
181	GOM_NL__2PRFIN20070307_172620_000000432056_00127_26233_8699.N1	07-MAR-2007 17:26:20	Dark	42.500	77	Eps Cen	2.3030	28000.	85	26233	No
182	GOM_NL__2PRFIN20070307_172752_000000532056_00127_26233_8700.N1	07-MAR-2007 17:27:52	Dark	53.000	26	Gam Cru	1.6240	2900.0	106	26233	No
183	GOM_NL__2PRFIN20070307_172926_000000412056_00127_26233_8701.N1	07-MAR-2007 17:29:26	Straylight	40.500	64	Gam Cen	2.2000	10600.	81	26233	No
184	GOM_NL__2PRFIN20070307_175014_000000402056_00127_26233_8702.N1	07-MAR-2007 17:50:14	Bright	39.500	22	32Alp Leo	1.3600	15200.	79	26233	No
185	GOM_NL__2PRFIN20070307_175240_000000402056_00127_26233_8703.N1	07-MAR-2007 17:52:40	Bright	40.000	51	41Gam1Leo	2.0100	4500.0	80	26233	No
186	GOM_NL__2PRFIN20070307_180106_000000432056_00127_26233_8704.N1	07-MAR-2007 18:01:06	Bright	43.000	174	52Psi UMa	3.0040	4400.0	86	26233	No
187	GOM_NL__2PRFIN20070307_180404_000000402056_00127_26233_8705.N1	07-MAR-2007 18:04:04	Bright	40.000	82	48Bet UMa	2.3650	10600.	80	26233	No
188	GOM_NL__2PRFIN20070307_180529_000000402056_00127_26233_8706.N1	07-MAR-2007 18:05:29	Bright	40.000	36	50Alp UMa	1.8000	6300.0	80	26233	No
189	GOM_NL__2PRFIN20070307_181242_000000392056_00127_26233_8707.N1	07-MAR-2007 18:12:42	Bright	38.500	60	7Bet UMi	2.0810	3950.0	77	26233	No
190	GOM_NL__2PRFIN20070307_182517_000000372056_00127_26233_8708.N1	07-MAR-2007 18:25:17	Bright	37.000	144	18Del Cyg	2.8600	11000.	74	26233	No
191	GOM_NL__2PRFIN20070307_182725_000000472056_00127_26233_8709.N1	07-MAR-2007 18:27:25	Bright	47.000	5	3Alp Lyr	0.033000	11000.	94	26233	No
192	GOM_NL__2PRFIN20070307_183531_000000452056_00127_26233_8710.N1	07-MAR-2007 18:35:31	Bright	45.000	168	17Zet Aql	2.9860	11000.	90	26233	No
193	GOM_NL__2PRFIN20070307_184533_000000412056_00127_26233_8711.N1	07-MAR-2007 18:45:33	Dark	41.000	155	41Pi Sgr	2.9000	6600.0	82	26233	No
194	GOM_NL__2PRFIN20070307_184727_000000442056_00127_26233_8712.N1	07-MAR-2007 18:47:27	Dark	43.500	57	34Sig Sgr	2.0660	26000.	87	26233	No
195	GOM_NL__2PRFIN20070307_185043_000000422056_00127_26233_8713.N1	07-MAR-2007 18:50:43	Dark	42.000	38	20Eps Sgr	1.8360	11000.	84	26233	No
196	GOM_NL__2PRFIN20070307_185344_000000452056_00127_26233_8714.N1	07-MAR-2007 18:53:44	Dark	44.500	85	Kap Sco	2.4070	28000.	89	26233	No
197	GOM_NL__2PRFIN20070307_185708_000000412056_00128_26234_8730.N1	07-MAR-2007 18:57:08	Dark	41.000	141	Bet Ara	2.8400	4600.0	82	26234	No
198	GOM_NL__2PRFIN20070307_190103_000000402056_00128_26234_8731.N1	07-MAR-2007 19:01:03	Dark	39.500	134	Bet TrA	2.8100	6600.0	79	26234	No
199	GOM_NL__2PRFIN20070307_190344_000000572056_00128_26234_8732.N1	07-MAR-2007 19:03:44	Dark	57.000	4	Alp1Cen	-0.010000	5800.0	114	26234	No
200	GOM_NL__2PRFIN20070307_190501_000000502056_00128_26234_8733.N1	07-MAR-2007 19:05:01	Dark	50.000	10	Bet Cen	0.61000	28000.	100	26234	No
201	GOM_NL__2PRFIN20070307_190657_000000432056_00128_26234_8734.N1	07-MAR-2007 19:06:57	Dark	42.500	77	Eps Cen	2.3030	28000.	85	26234	No
202	GOM_NL__2PRFIN20070307_190828_000000532056_00128_26234_8735.N1	07-MAR-2007 19:08:28	Dark	52.500	26	Gam Cru	1.6240	2900.0	105	26234	No
203	GOM_NL__2PRFIN20070307_191002_000000402056_00128_26234_8736.N1	07-MAR-2007 19:10:02	Straylight	39.500	64	Gam Cen	2.2000	10600.	79	26234	No
204	GOM_NL__2PRFIN20070307_193050_000000372056_00128_26234_8737.N1	07-MAR-2007 19:30:50	Bright	37.000	22	32Alp Leo	1.3600	15200.	74	26234	No
205	GOM_NL__2PRFIN20070307_193316_000000412056_00128_26234_8738.N1	07-MAR-2007 19:33:16	Bright	41.000	51	41Gam1Leo	2.0100	4500.0	82	26234	No
206	GOM_NL__2PRFIN20070307_194141_000000422056_00128_26234_8739.N1	07-MAR-2007 19:41:41	Bright	41.500	174	52Psi UMa	3.0040	4400.0	83	26234	No
207	GOM_NL__2PRFIN20070307_194440_000000392056_00128_26234_8740.N1	07-MAR-2007 19:44:40	Bright	39.000	82	48Bet UMa	2.3650	10600.	78	26234	No
208	GOM_NL__2PRFIN20070307_194605_000000392056_00128_26234_8741.N1	07-MAR-2007 19:46:05	Bright	39.000	36	50Alp UMa	1.8000	6300.0	78	26234	No
209	GOM_NL__2PRFIN20070307_195317_000000402056_00128_26234_8742.N1	07-MAR-2007 19:53:17	Bright	40.000	60	7Bet UMi	2.0810	3950.0	80	26234	No
210	GOM_NL__2PRFIN20070307_200553_000000362056_00128_26234_8743.N1	07-MAR-2007 20:05:53	Bright	36.000	144	18Del Cyg	2.8600	11000.	72	26234	No
211	GOM_NL__2PRFIN20070307_200801_000000482056_00128_26234_8744.N1	07-MAR-2007 20:08:01	Bright	47.500	5	3Alp Lyr	0.033000	11000.	95	26234	No
212	GOM_NL__2PRFIN20070307_201607_000000462056_00128_26234_8745.N1	07-MAR-2007 20:16:07	Bright	45.500	168	17Zet Aql	2.9860	11000.	91	26234	No
213	GOM_NL__2PRFIN20070307_202609_000000422056_00128_26234_8746.N1	07-MAR-2007 20:26:09	Dark	42.000	155	41Pi Sgr	2.9000	6600.0	84	26234	No
214	GOM_NL__2PRFIN20070307_202804_000000422056_00128_26234_8747.N1	07-MAR-2007 20:28:04	Dark	42.000	57	34Sig Sgr	2.0660	26000.	84	26234	No
215	GOM_NL__2PRFIN20070307_203119_000000442056_00128_26234_8748.N1	07-MAR-2007 20:31:19	Dark	44.000	38	20Eps Sgr	1.8360	11000.	88	26234	No
216	GOM_NL__2PRFIN20070307_203421_000000452056_00128_26234_8749.N1	07-MAR-2007 20:34:21	Dark	44.500	85	Kap Sco	2.4070	28000.	89	26234	No
217	GOM_NL__2PRFIN20070307_221821_000000422056_00130_26236_8761.N1	07-MAR-2007 22:18:21	Dark	41.500	141	Bet Ara	2.8400	4600.0	83	26236	No
218	GOM_NL__2PRFIN20070307_222216_000000392056_00130_26236_8762.N1	07-MAR-2007 22:22:16	Dark	38.500	134	Bet TrA	2.8100	6600.0	77	26236	No
219	GOM_NL__2PRFIN20070307_222456_000000432056_00130_26236_8763.N1	07-MAR-2007 22:24:56	Dark	42.500	4	Alp1Cen	-0.010000	5800.0	85	26236	No

220	GOM_NL__2PRFIN20070307_222614_000000452056_00130_26236_8764.N1	07-MAR-2007 22:26:14	Dark	45.000	10	Bet Cen	0.61000	28000.	90	26236	No
221	GOM_NL__2PRFIN20070307_222810_000000442056_00130_26236_8765.N1	07-MAR-2007 22:28:10	Dark	44.000	77	Eps Cen	2.3030	28000.	88	26236	No
222	GOM_NL__2PRFIN20070307_222941_000000462056_00130_26236_8766.N1	07-MAR-2007 22:29:41	Dark	46.000	26	Gam Cru	1.6240	2900.0	92	26236	No
223	GOM_NL__2PRFIN20070307_223115_000000442056_00130_26236_8767.N1	07-MAR-2007 22:31:15	Straylight	43.500	64	Gam Cen	2.2000	10600.	87	26236	No
224	GOM_NL__2PRFIN20070307_225201_000000412056_00130_26236_8768.N1	07-MAR-2007 22:52:01	Bright	40.500	22	32Alp Leo	1.3600	15200.	81	26236	No
225	GOM_NL__2PRFIN20070307_225428_000000412056_00130_26236_8769.N1	07-MAR-2007 22:54:28	Bright	40.500	51	41Gam1Leo	2.0100	4500.0	81	26236	No
226	GOM_NL__2PRFIN20070307_230252_000000422056_00130_26236_8770.N1	07-MAR-2007 23:02:52	Bright	41.500	174	52Psi UMa	3.0040	4400.0	83	26236	No
227	GOM_NL__2PRFIN20070307_230551_000000382056_00130_26236_8771.N1	07-MAR-2007 23:05:51	Bright	38.000	82	48Bet UMa	2.3650	10600.	76	26236	No
228	GOM_NL__2PRFIN20070307_230716_000000392056_00130_26236_8772.N1	07-MAR-2007 23:07:16	Bright	38.500	36	50Alp UMa	1.8000	6300.0	77	26236	No
229	GOM_NL__2PRFIN20070307_231428_000000412056_00130_26236_8773.N1	07-MAR-2007 23:14:28	Bright	40.500	60	7Bet UMi	2.0810	3950.0	81	26236	No
230	GOM_NL__2PRFIN20070307_232705_000000382056_00130_26236_8774.N1	07-MAR-2007 23:27:05	Bright	38.000	144	18Del Cyg	2.8600	11000.	76	26236	No
231	GOM_NL__2PRFIN20070307_232912_000000482056_00130_26236_8775.N1	07-MAR-2007 23:29:12	Bright	47.500	5	3Alp Lyr	0.033000	11000.	95	26236	No
232	GOM_NL__2PRFIN20070307_233720_000000442056_00130_26236_8776.N1	07-MAR-2007 23:37:20	Bright	43.500	168	17Zet Aql	2.9860	11000.	87	26236	No
233	GOM_NL__2PRFIN20070307_234722_000000432056_00130_26236_8777.N1	07-MAR-2007 23:47:22	Dark	42.500	155	41Pi Sgr	2.9000	6600.0	85	26236	No
234	GOM_NL__2PRFIN20070307_234917_000000412056_00130_26236_8778.N1	07-MAR-2007 23:49:17	Dark	41.000	57	34Sig Sgr	2.0660	26000.	82	26236	No
235	GOM_NL__2PRFIN20070307_235534_000000462056_00130_26236_8779.N1	07-MAR-2007 23:55:34	Dark	45.500	85	Kap Sco	2.4070	28000.	91	26236	No
236	GOM_NL__2PRFIN20070307_235858_000000522056_00131_26237_8776.N1	07-MAR-2007 23:58:58	Dark	52.000	141	Bet Ara	2.8400	4600.0	104	26237	No

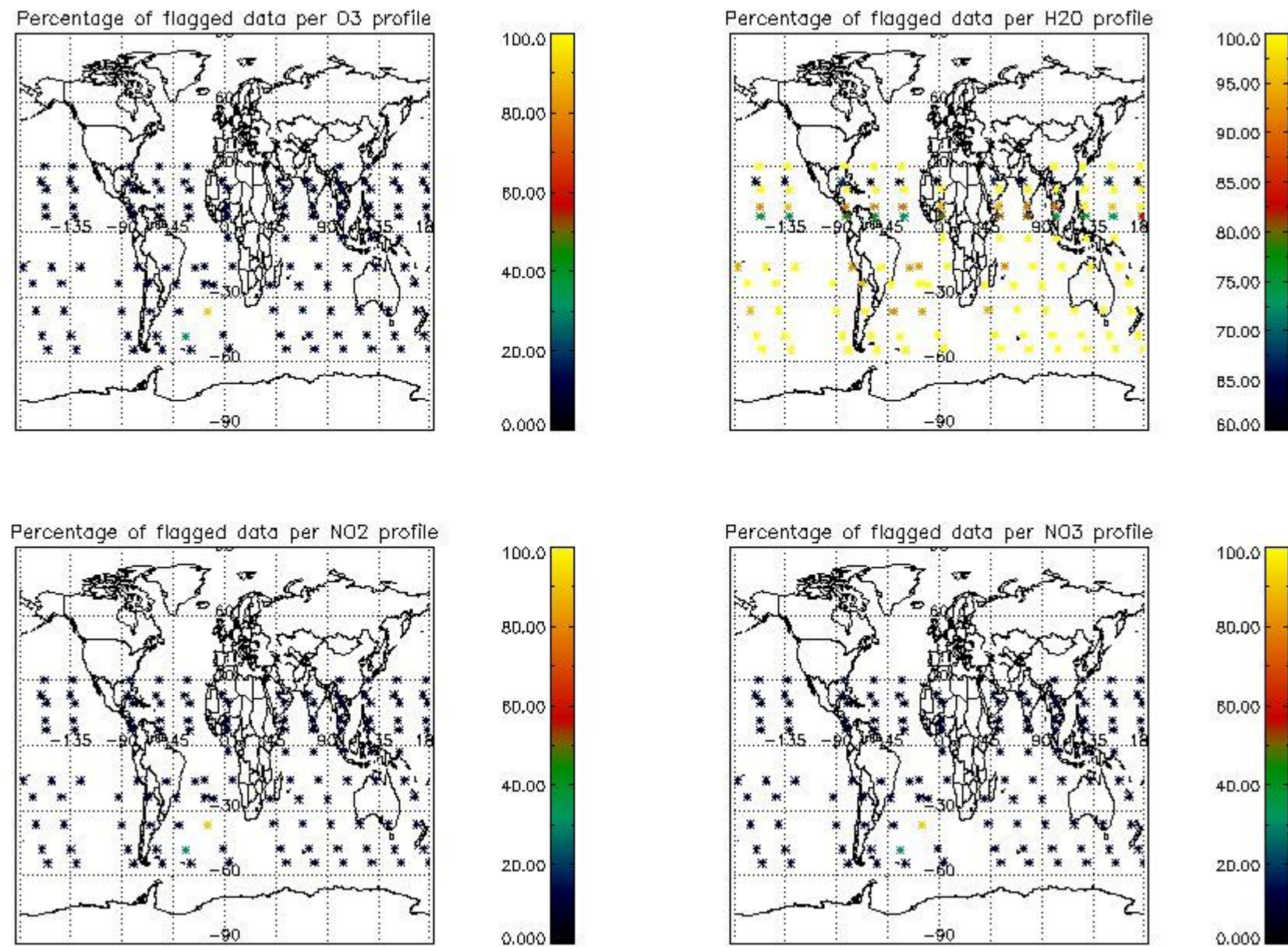
3. Quality information per product

In this section it is plotted some information contained in the Quality Summary data set of the level 2 products. Only products in dark limb conditions and without errors (error flag in the MPH set to "0") are used.

3.1 Plot quality information per product (time dependant)



3.2 Plot quality information per product (world map)

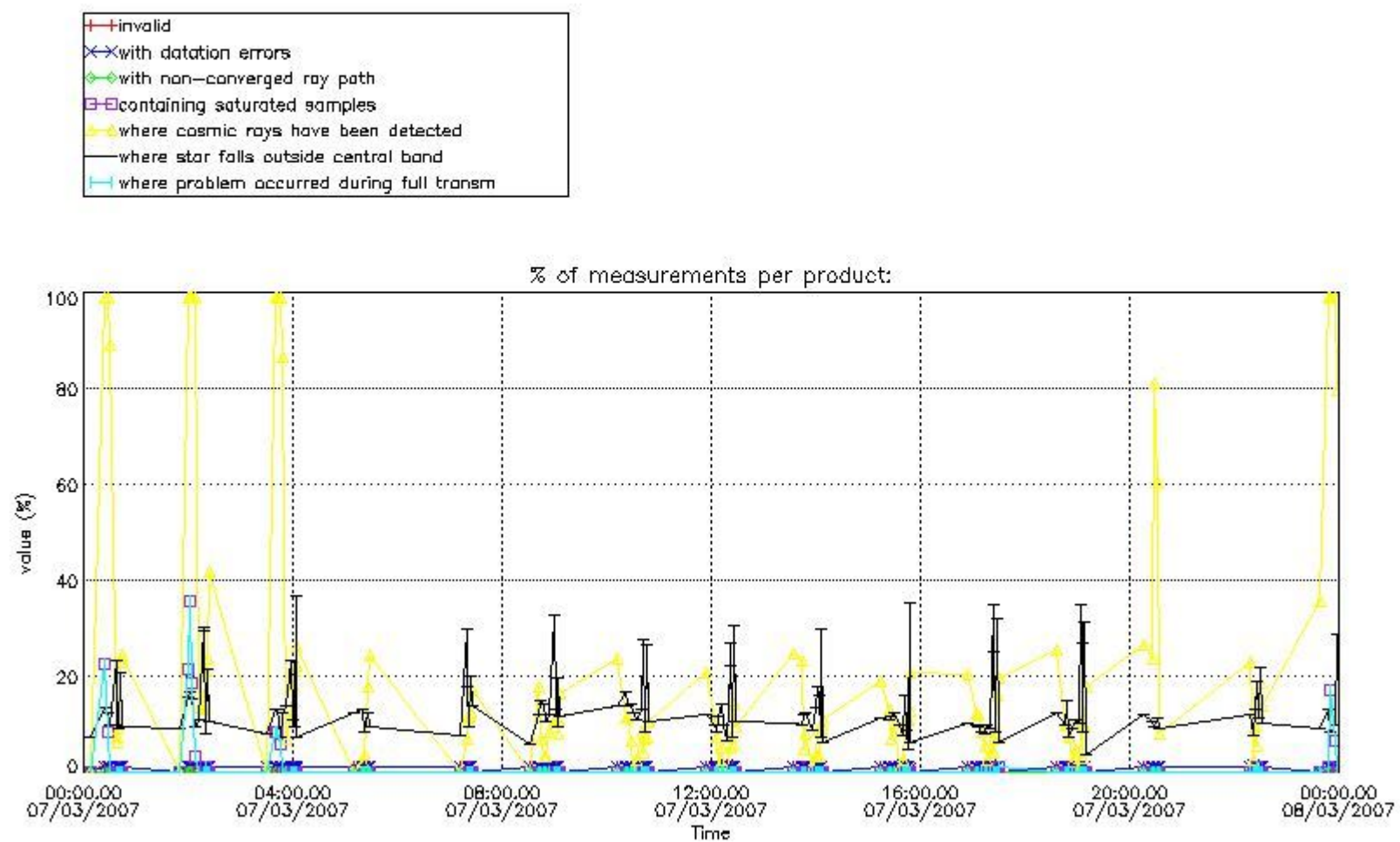


4. Level 1 quality information per product

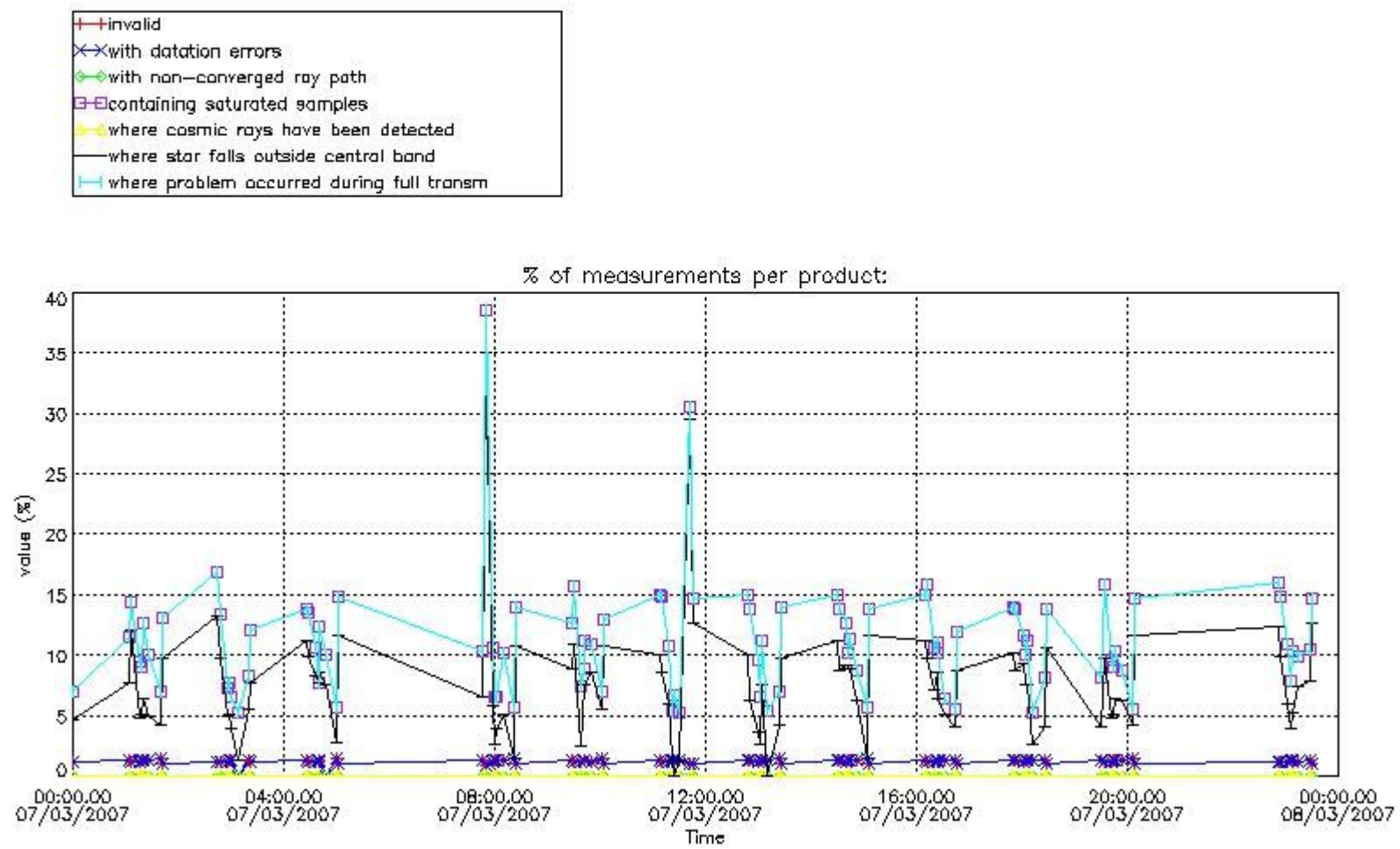
In this section it is plotted some information contained in the Quality Summary data set of the level 2 products that comes from the level 1b processing. Products without errors (error flag in the MPH set to "0") are used.

4.1 Plot quality information per product (time dependant) coming from level 1b processing

4.1.1 Plot level 1 quality information per product (time dependant): ENVISAT ASCENDING passes



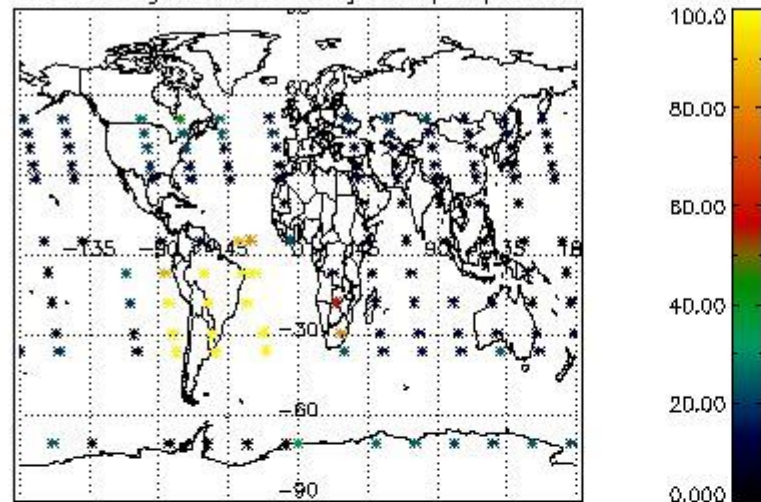
4.1.2 Plot level 1 quality information per product (time dependant): ENVI SAT DESCENDING passes



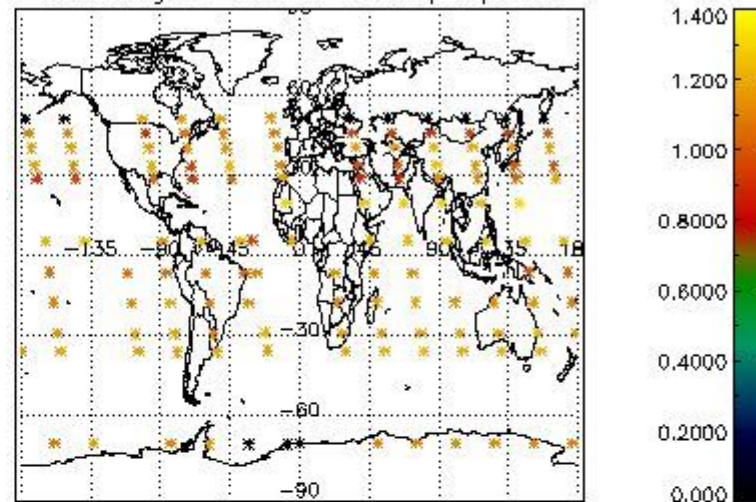
4.2 Plot quality information per product coming from level 1b processing (world map)

4.2.1 Plot level 1 quality information per product (world map): ENVISAT ASCENDING passes

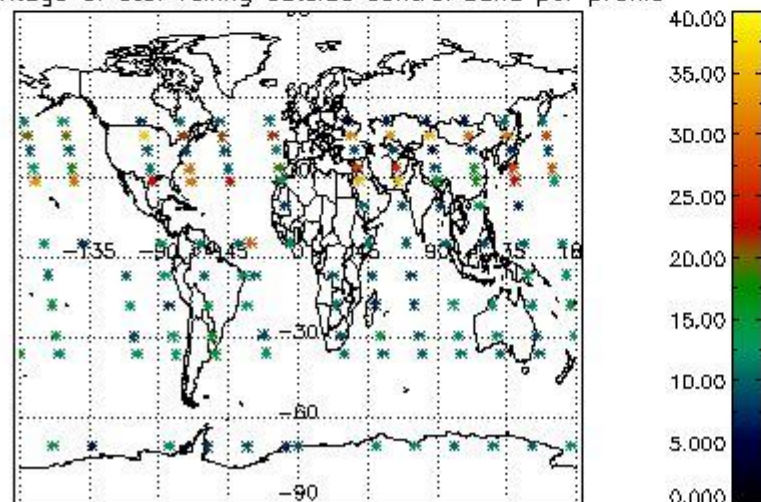
Percentage of cosmic ray hits per profile



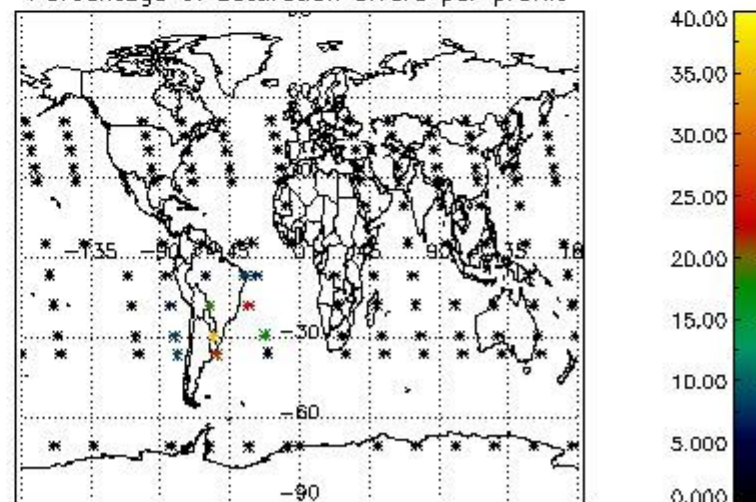
Percentage of datation errors per profile



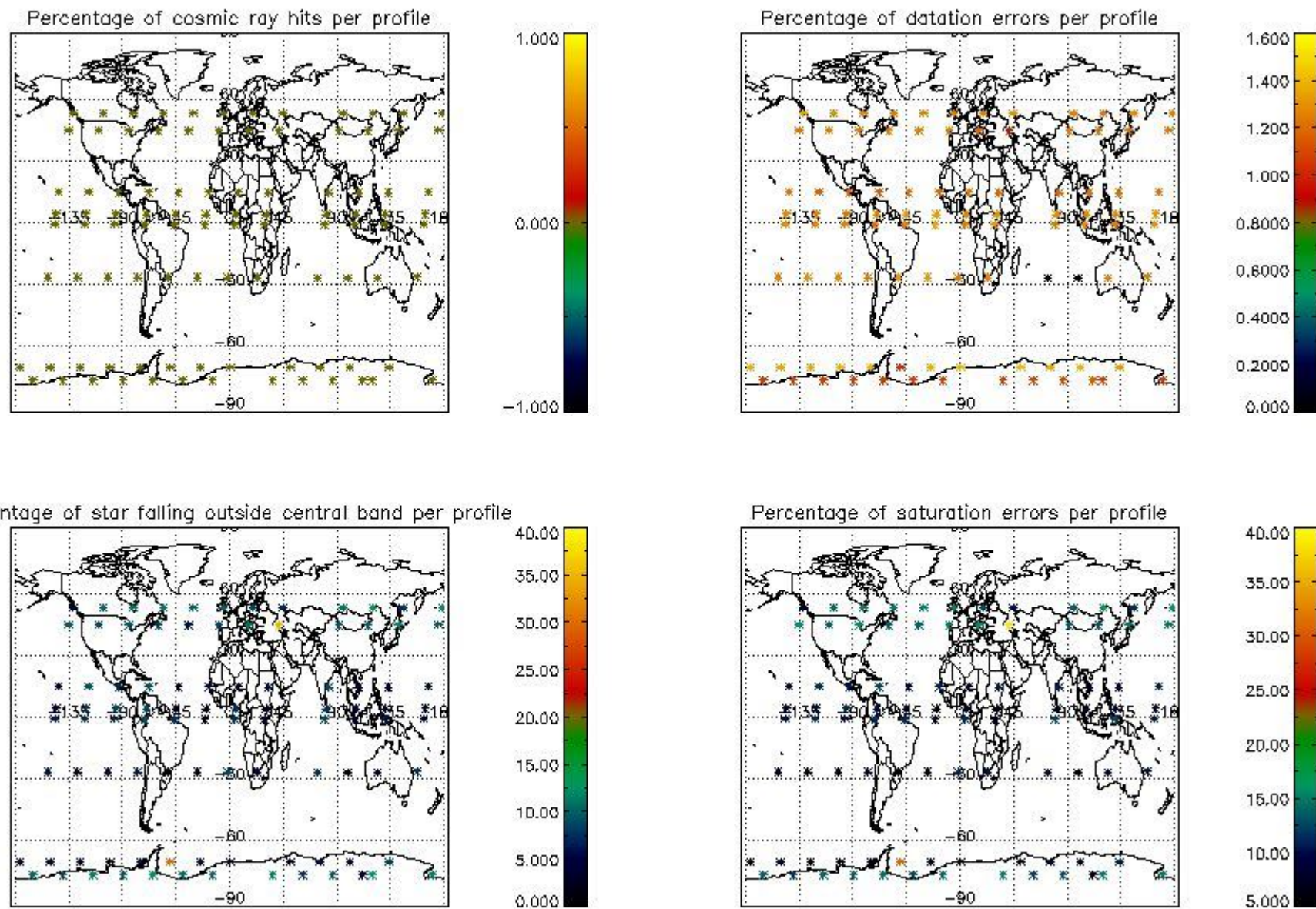
Percentage of star falling outside central band per profile



Percentage of saturation errors per profile



4.2.2 Plot level 1 quality information per product (world map): ENVISAT DESCENDING passes



5. Trace gas profiles

5.1 Ozone statistics based on quality of products

The final quality of the products can be "measured" using the STD (Standard Deviation) attached to every point profile. This information is written to the parameter GOM_NL__2P/NL_LOCAL_SPECIES_DENSITY/o3_std of the level 2 products. The table below shows the statistics for given STD ranges.

The statistics are given with respect to the overall valid production:

- Products without fatal errors: GOM_NL__2P/MPH/PRODUCT_ERR=0
- Valid point profile: GOM_NL__2P/NL_LOCAL_SPECIES_DENSITY/pcd(0)=0

The 'Criteria' is applied to valid points of dark limb products:

- Products in dark limb illumination condition: GOM_NL__2P/NL_SUMMARY_QUALITY/obs_ill_cond=0
- Products without fatal errors: GOM_NL__2P/MPH/PRODUCT_ERR=0
- Valid point profile: GOM_NL__2P/NL_LOCAL_SPECIES_DENSITY/pcd(0)=0

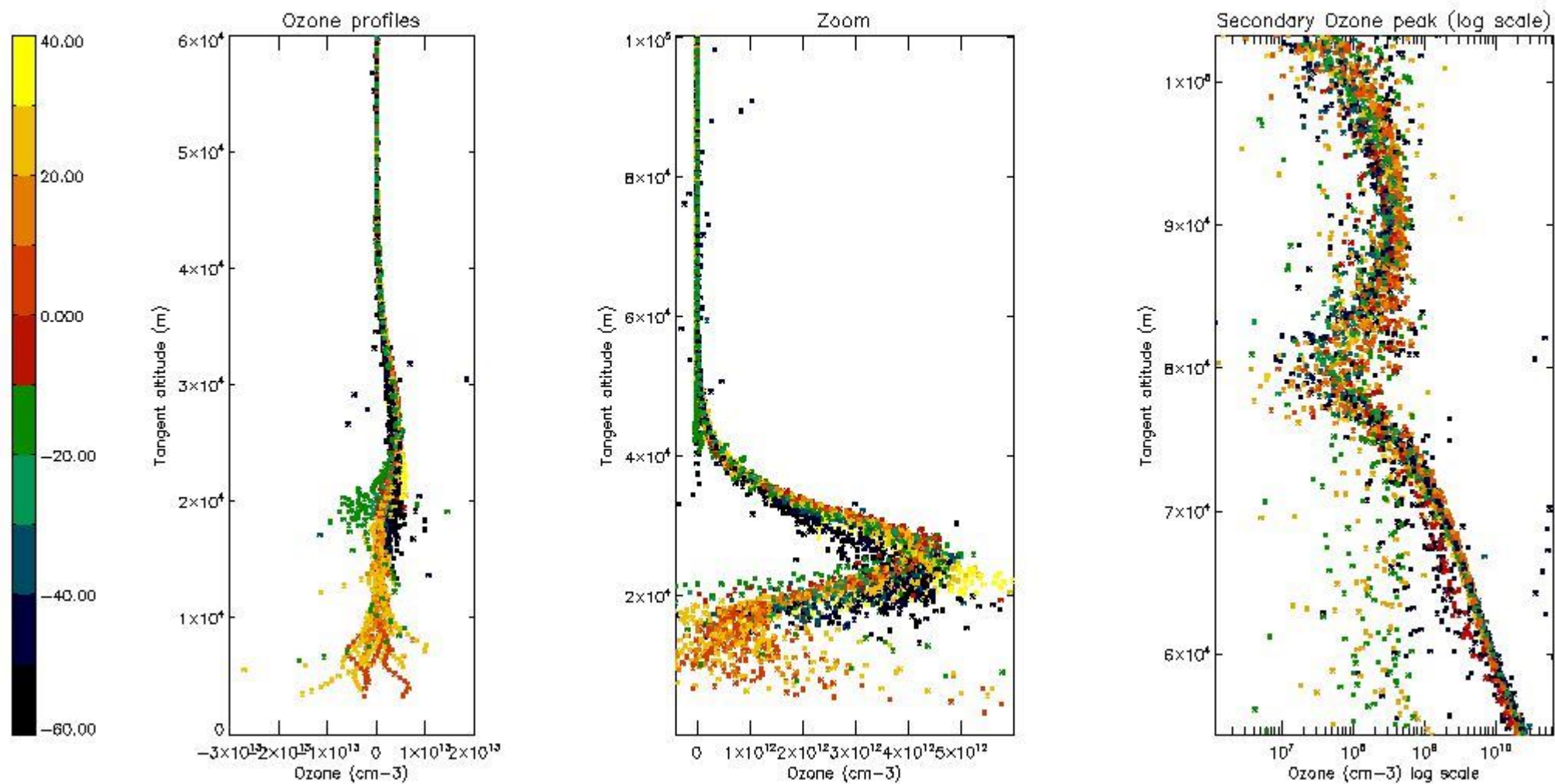
So, the table below shows the percentage of dark limb and valid observations for each criteria with respect to the overall valid daily observations.

Criteria	% of total production
All STD	55
STD < 20	30

STD < 10	23
STD < 5	17

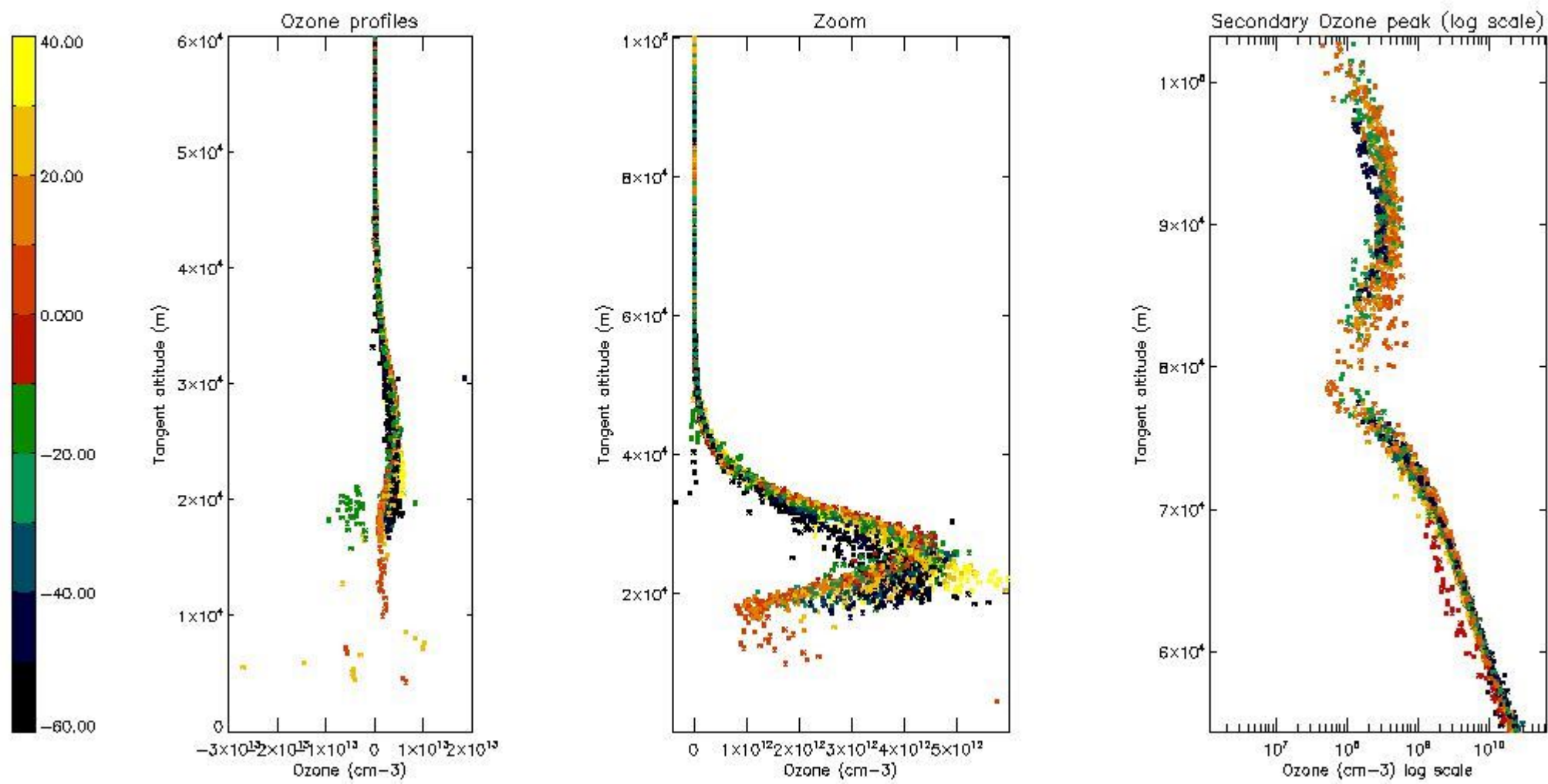
5.2 Plot ozone profiles for all STD (dark without errors)

The colorbar represents the latitude.



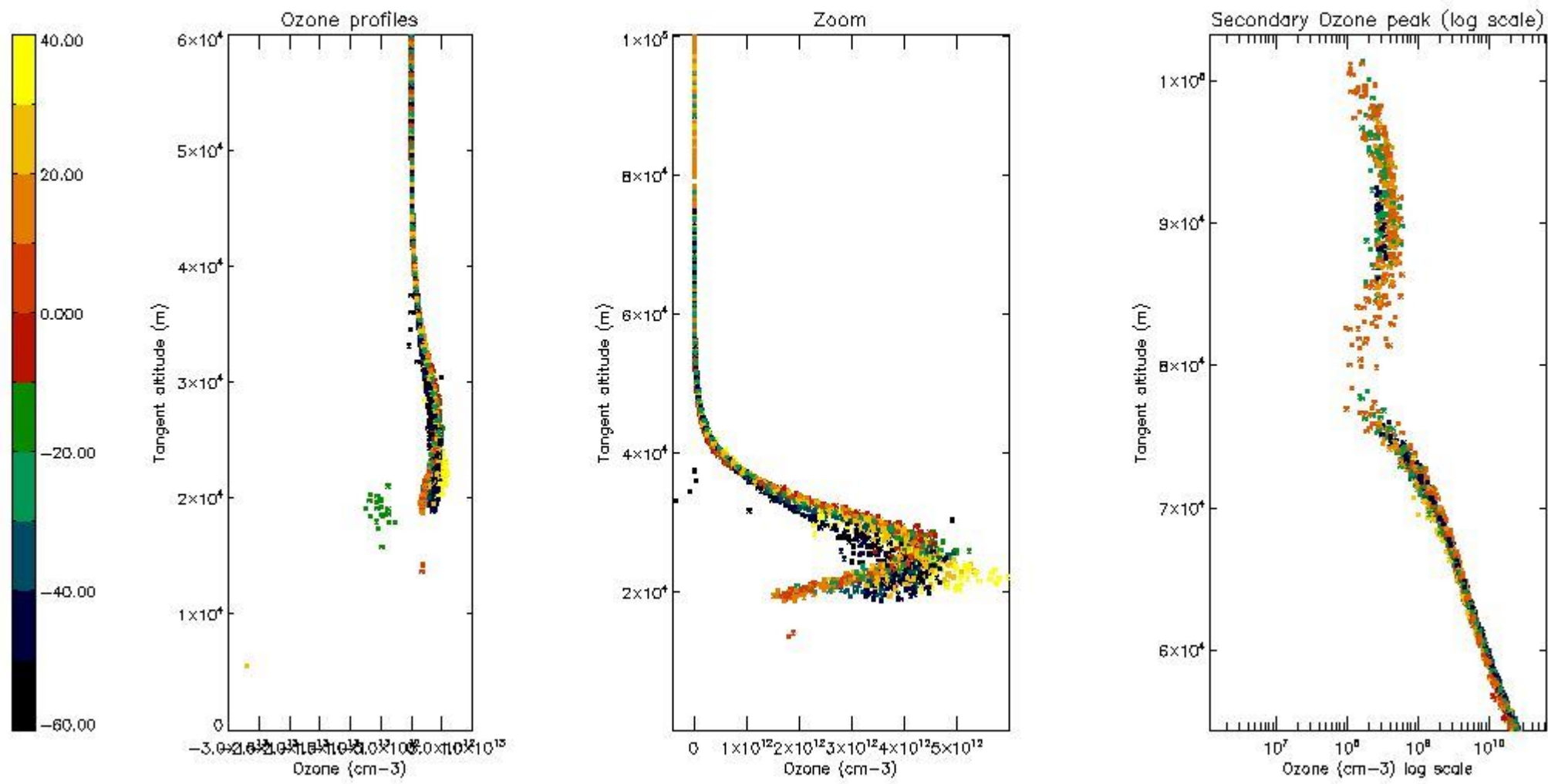
5.3 Plot ozone profiles where STD < 20% (dark without errors)

The colorbar represents the latitude.



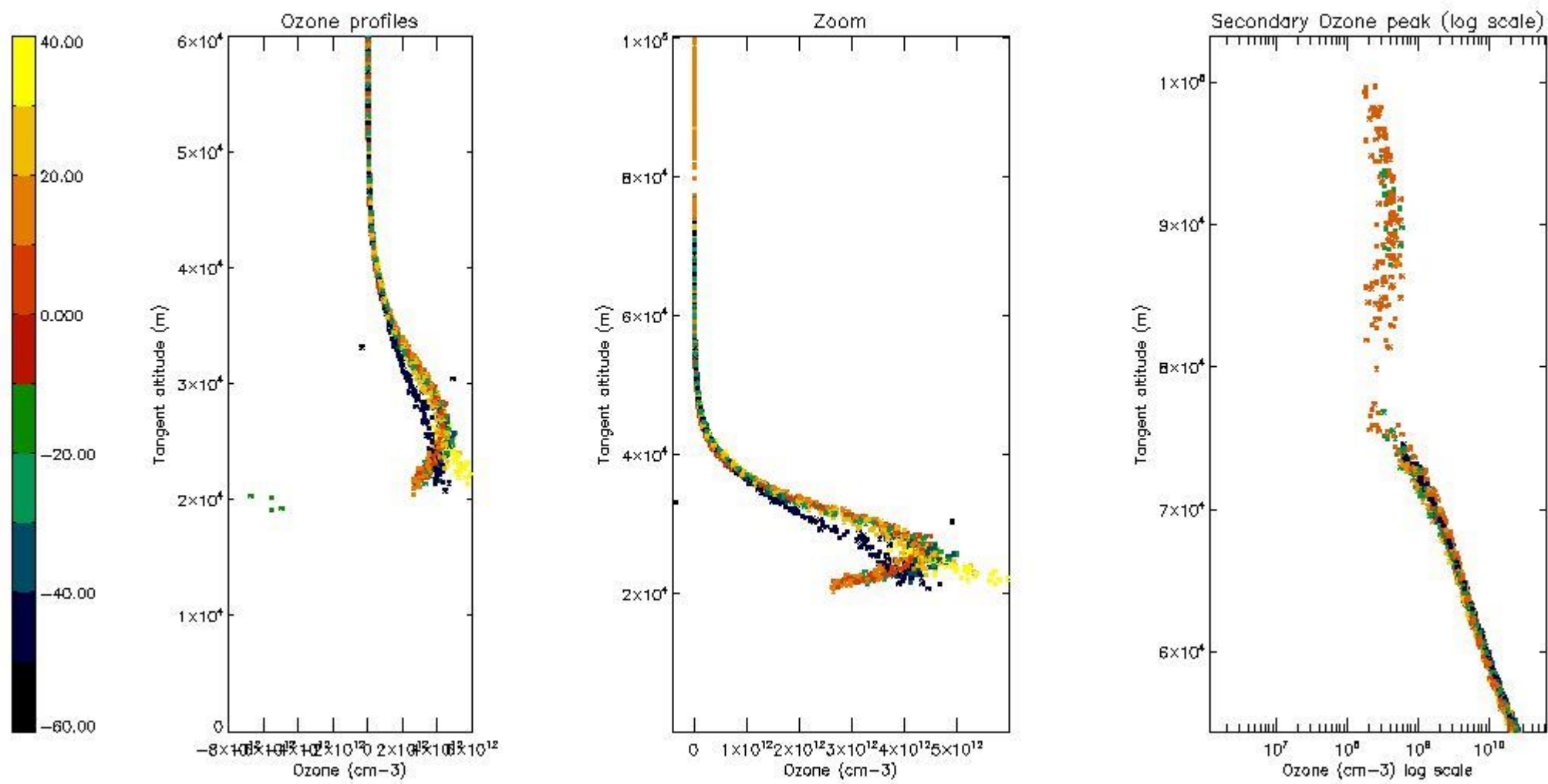
5.4 Plot ozone profiles where STD < 10% (dark without errors)

The colorbar represents the latitude.



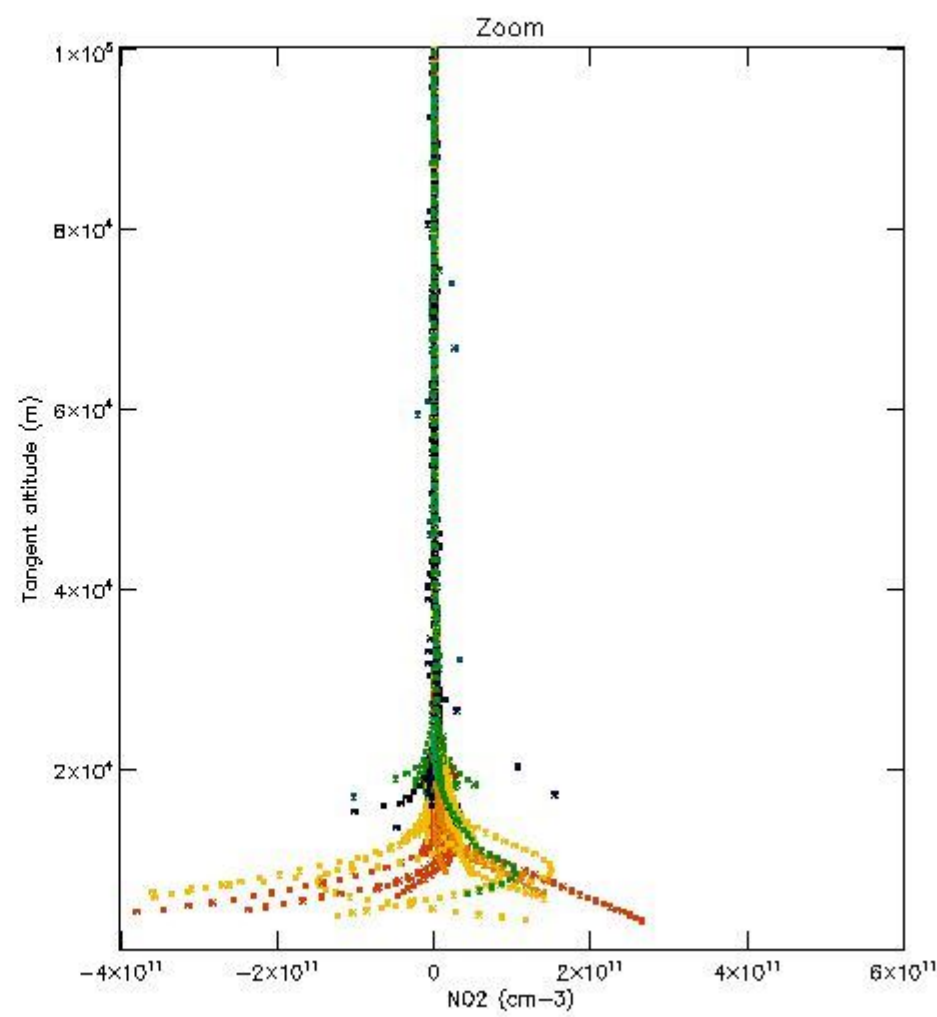
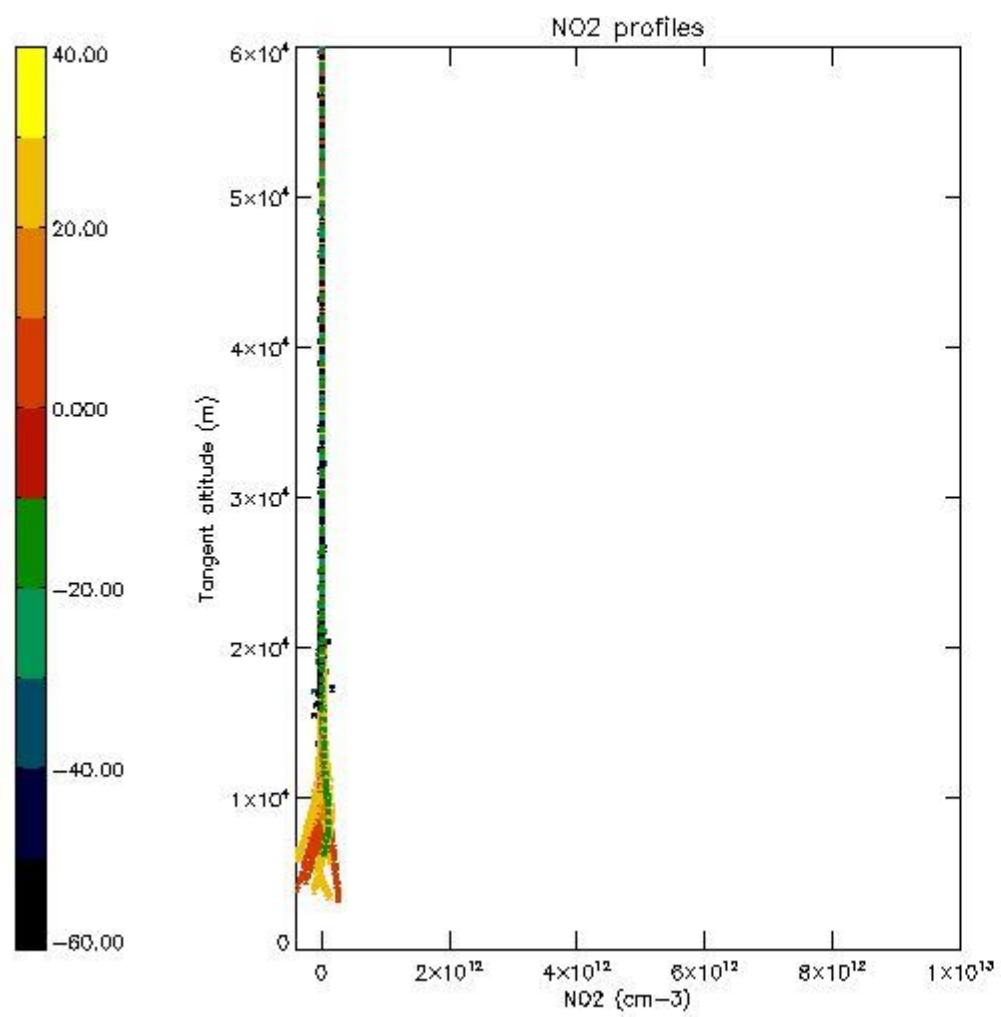
5.5 Plot ozone profiles where STD < 5% (dark without errors)

The colorbar represents the latitude.



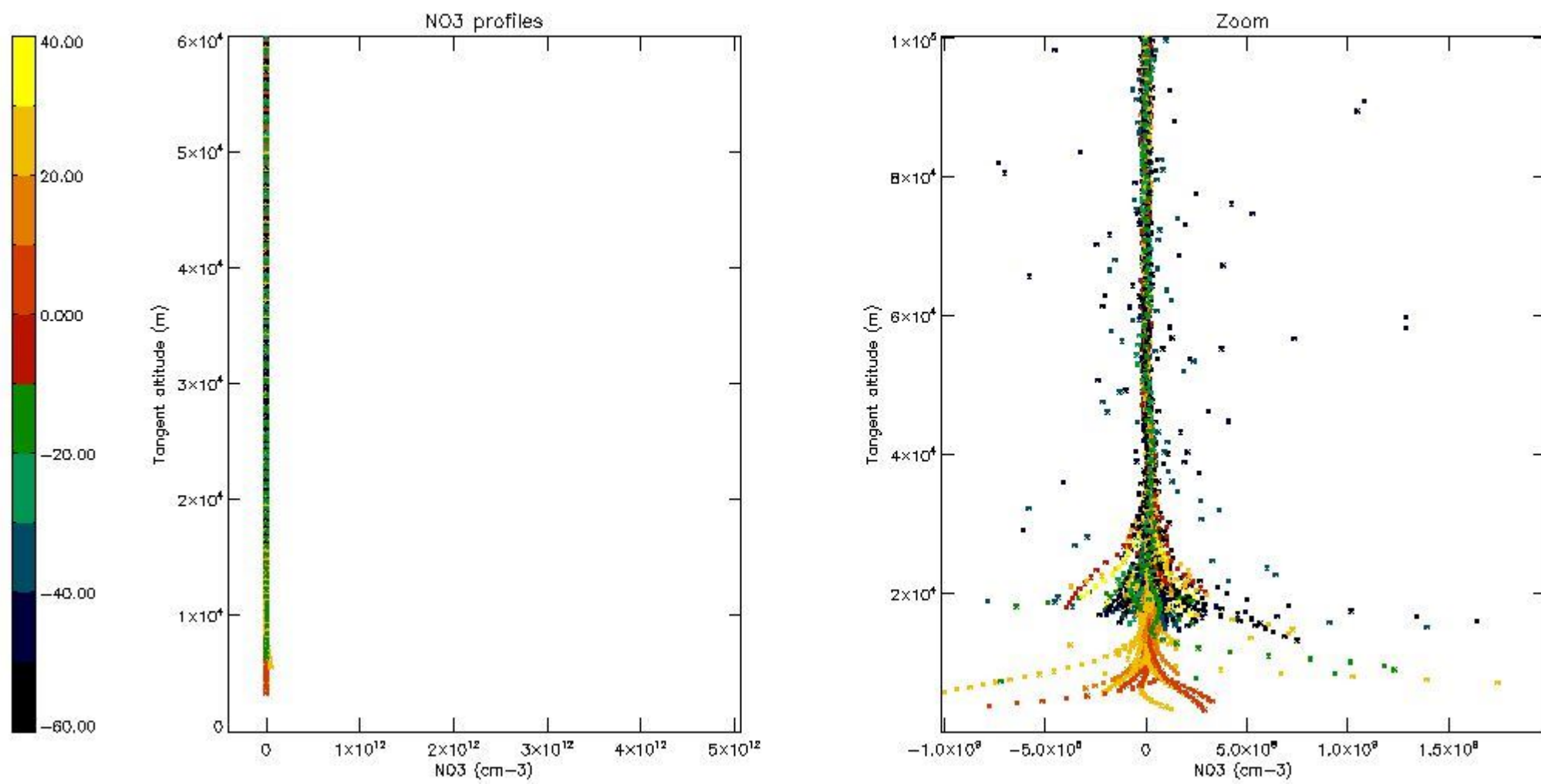
5.6 Plot NO₂ profiles for all STD (dark without errors)

The colorbar represents the latitude.



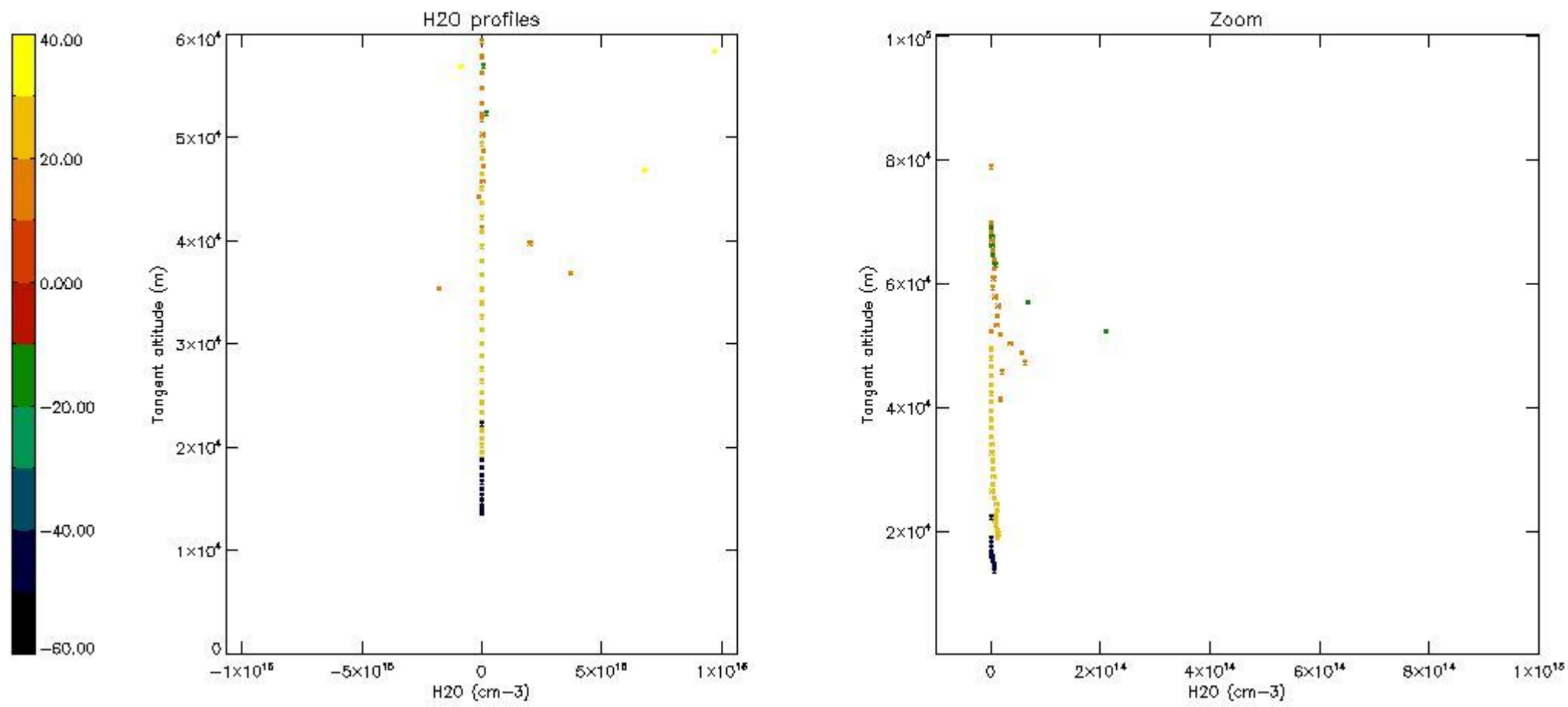
5.7 Plot NO3 profiles for all STD (dark without errors)

The colorbar represents the latitude.



5.8 Plot H2O profiles for all STD (only for occultations of stars 1,2,3,4,13,14,16,26,63 dark without errors)

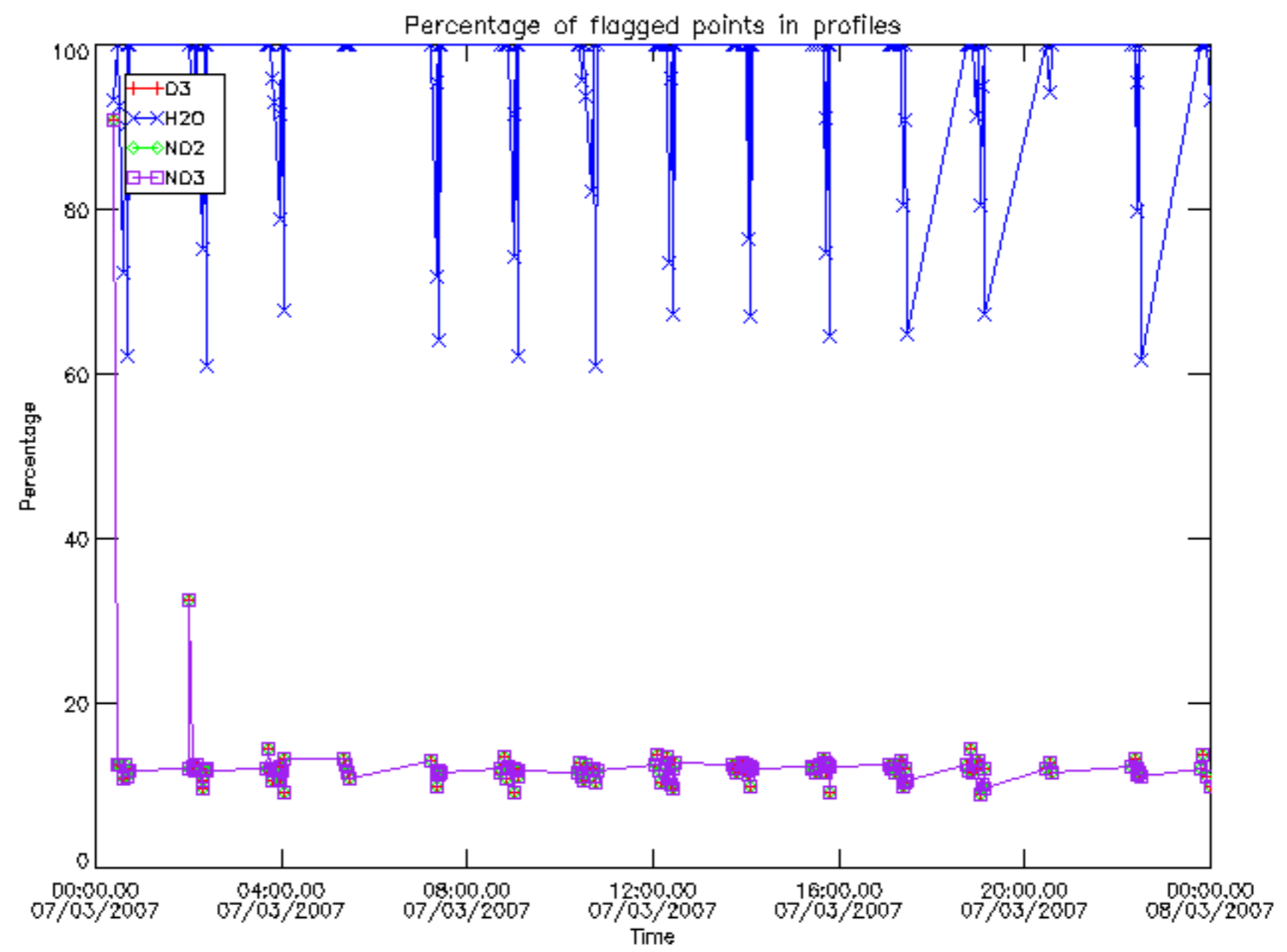
The colorbar represents the latitude.



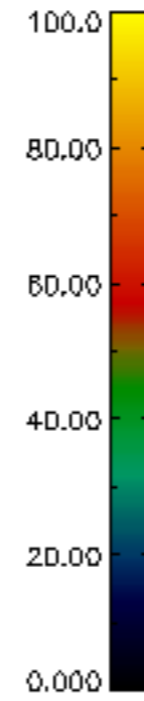
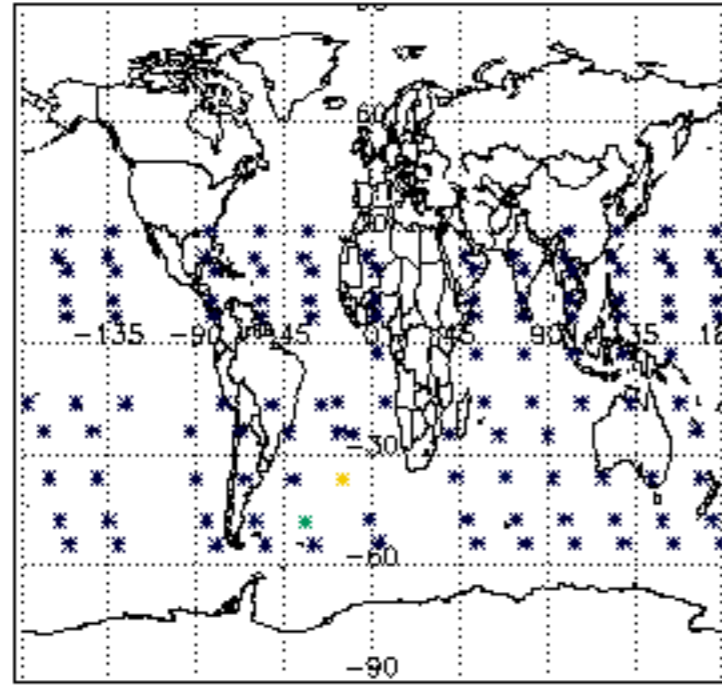
6. Auxiliary Data Files used for the production reported in section 2

The number reported in the third column indicates since which file (see list in section 2) the corresponding auxiliary file has been used. The fourth column is the date of those product files.

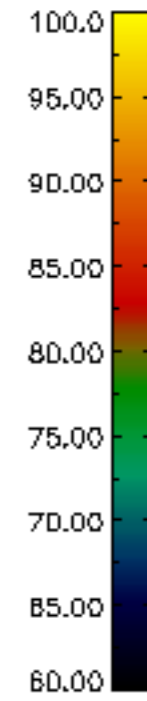
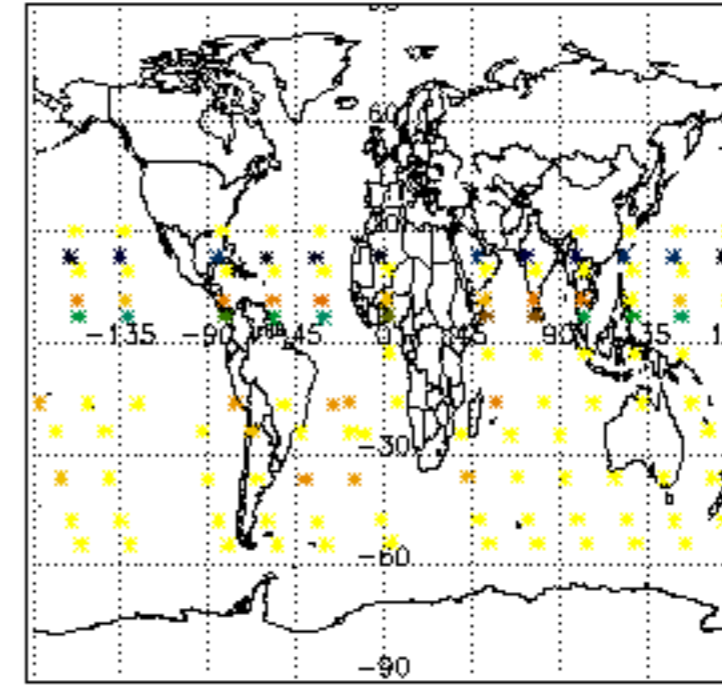
Type	Auxiliary Filename	Used since product	Used since product date
INST_PHYS_CHARACTERISTICS	GOM_INS_AXVIEC20091111_143220_20030716_120000_20500101_000000	1	07-MAR-2007 00:00:49
LEVEL-2_PROC_CONFIG	GOM_PR2_AXVIEC20091111_152718_20020301_000000_20500101_000000	1	07-MAR-2007 00:00:49
CROSS_SECTIONS_FILE	GOM_CRS_AXVIEC20091111_154832_20020301_000000_20500101_000000	1	07-MAR-2007 00:00:49



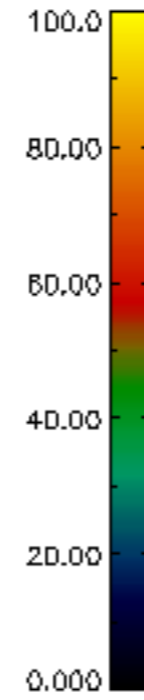
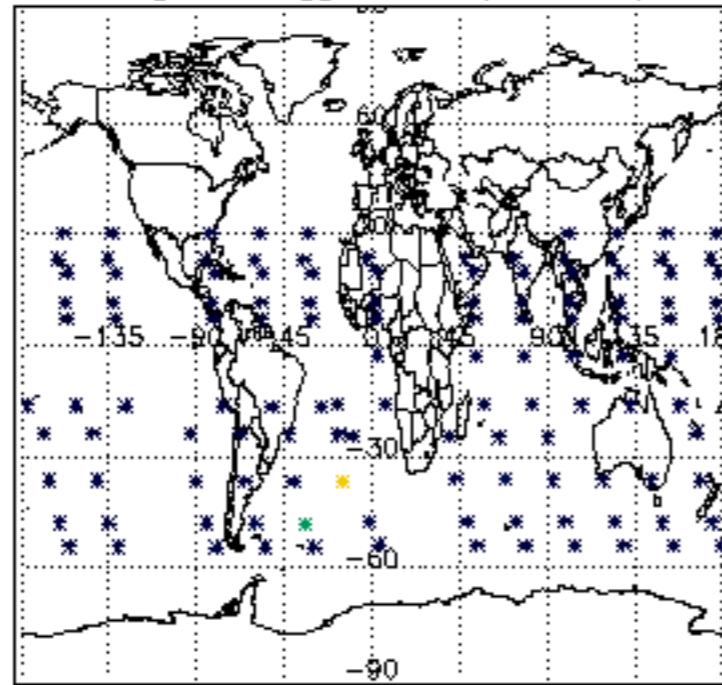
Percentage of flagged data per D3 profile



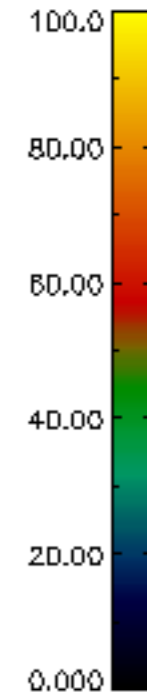
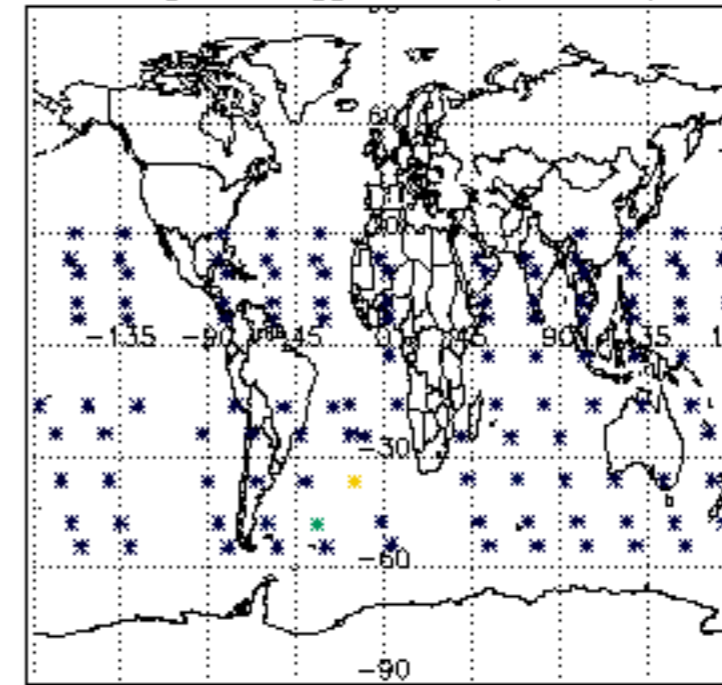
Percentage of flagged data per H2O profile

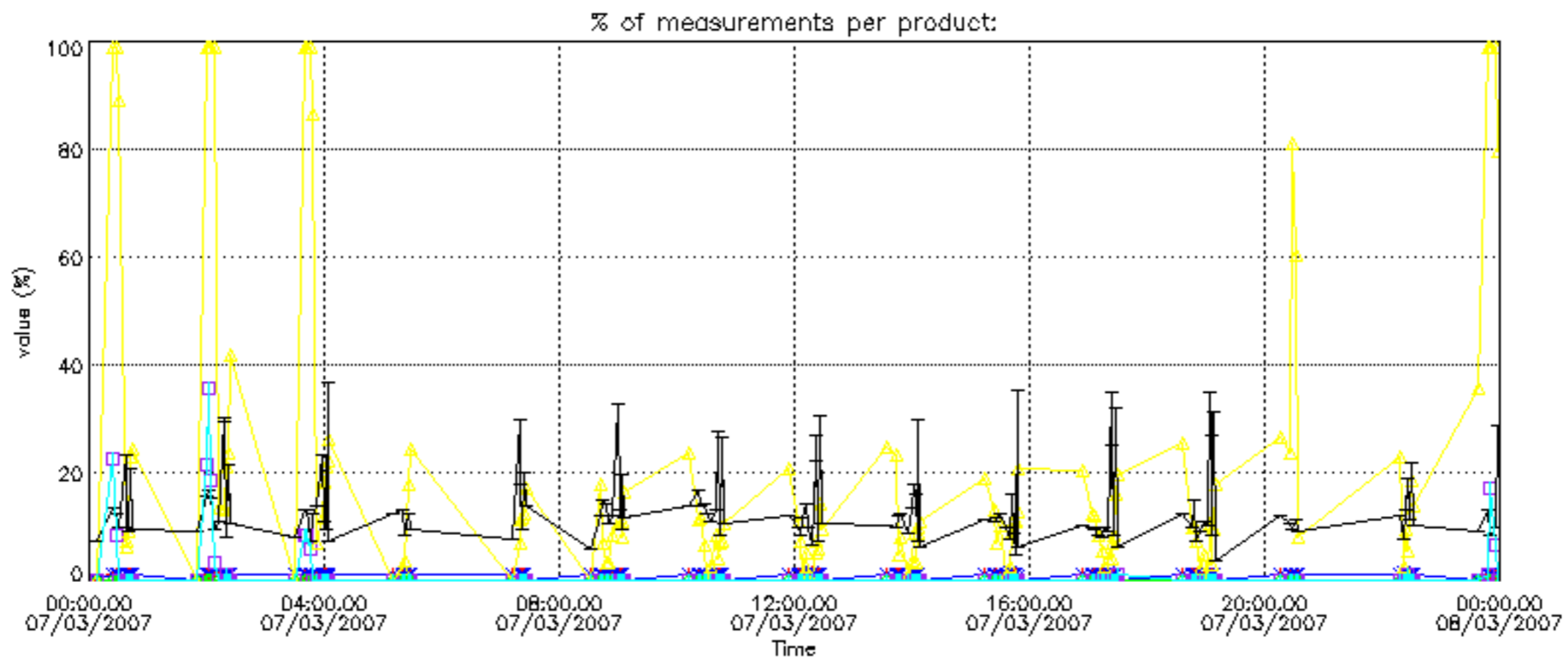


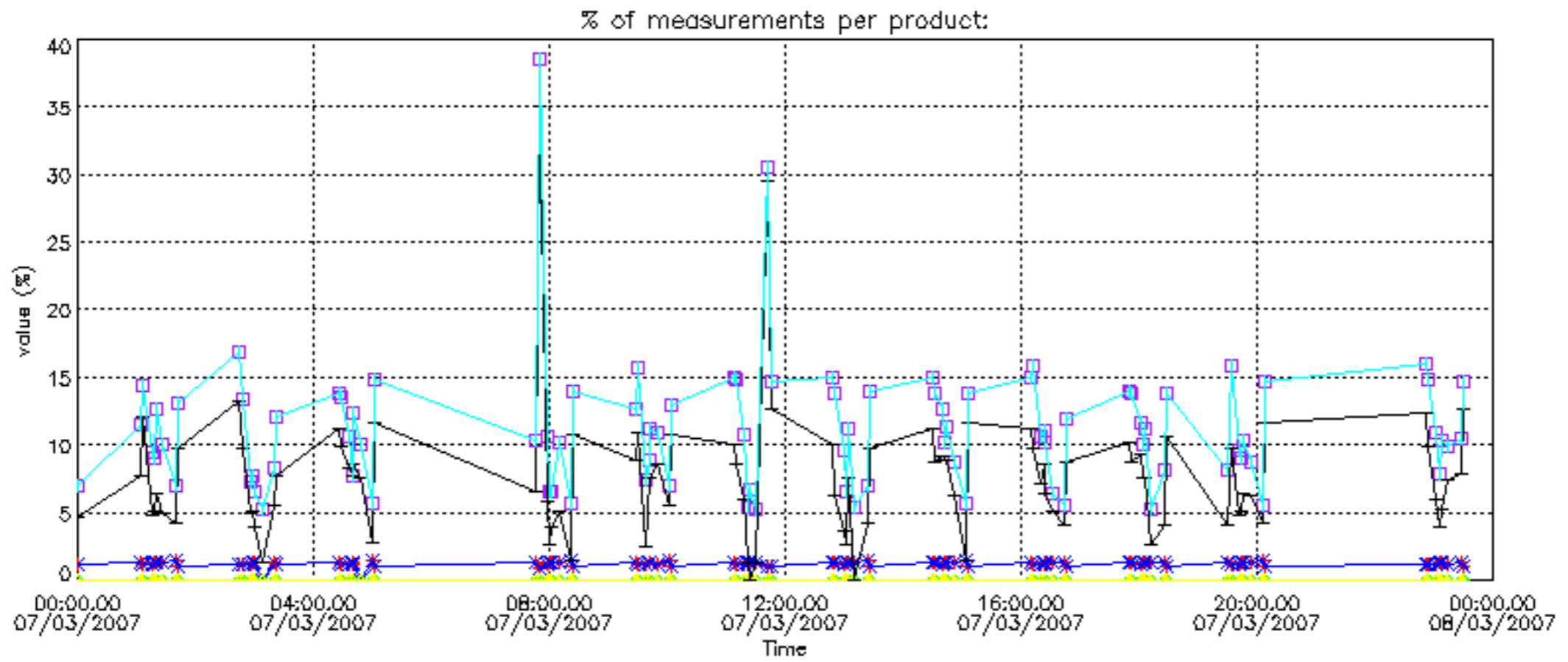
Percentage of flagged data per NO2 profile



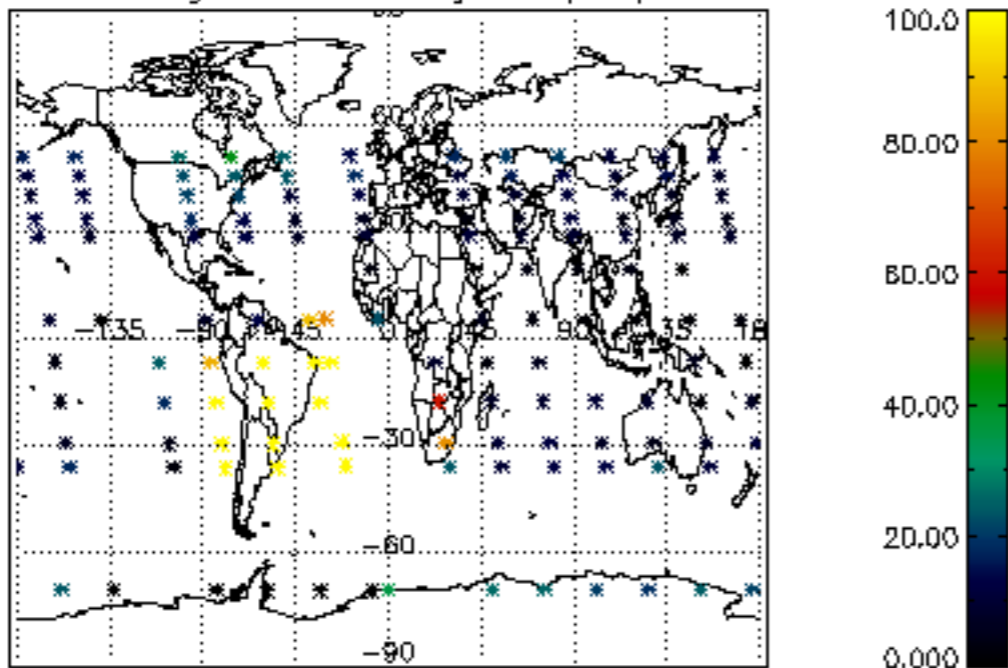
Percentage of flagged data per NO3 profile



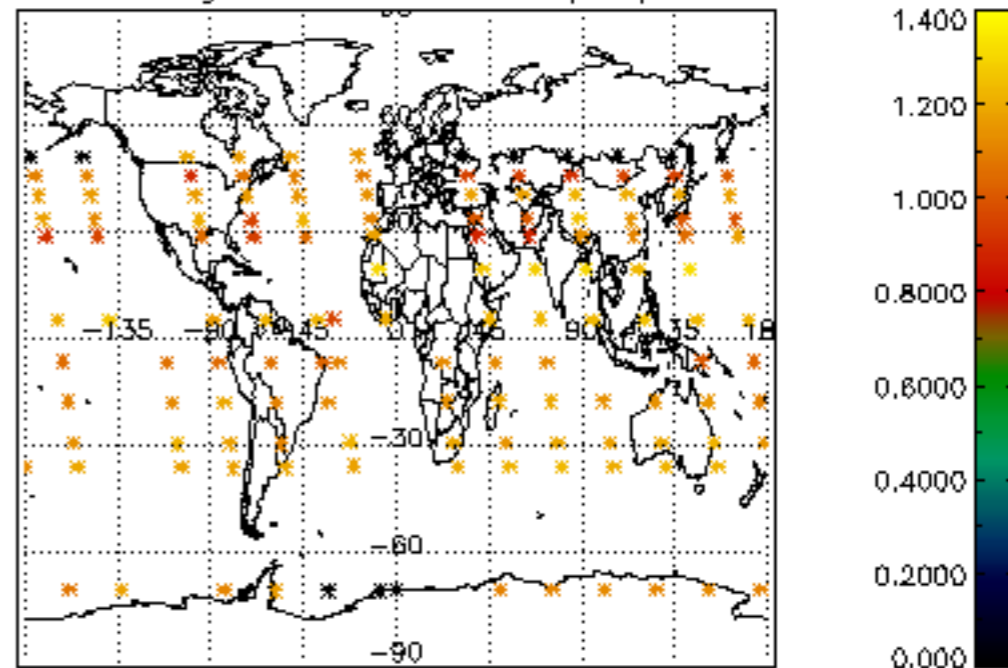




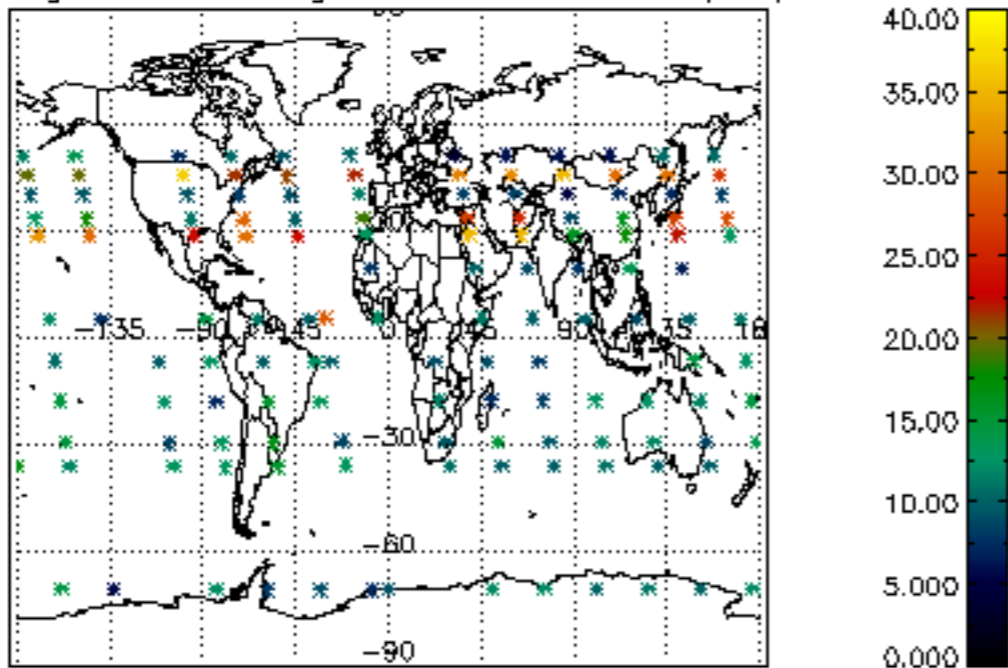
Percentage of cosmic ray hits per profile



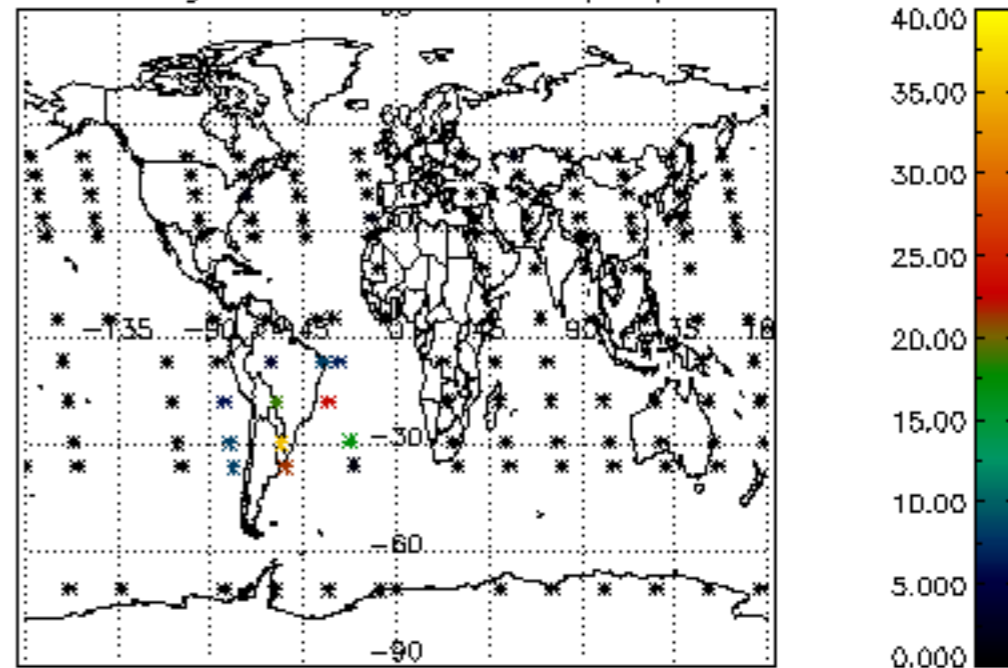
Percentage of datation errors per profile



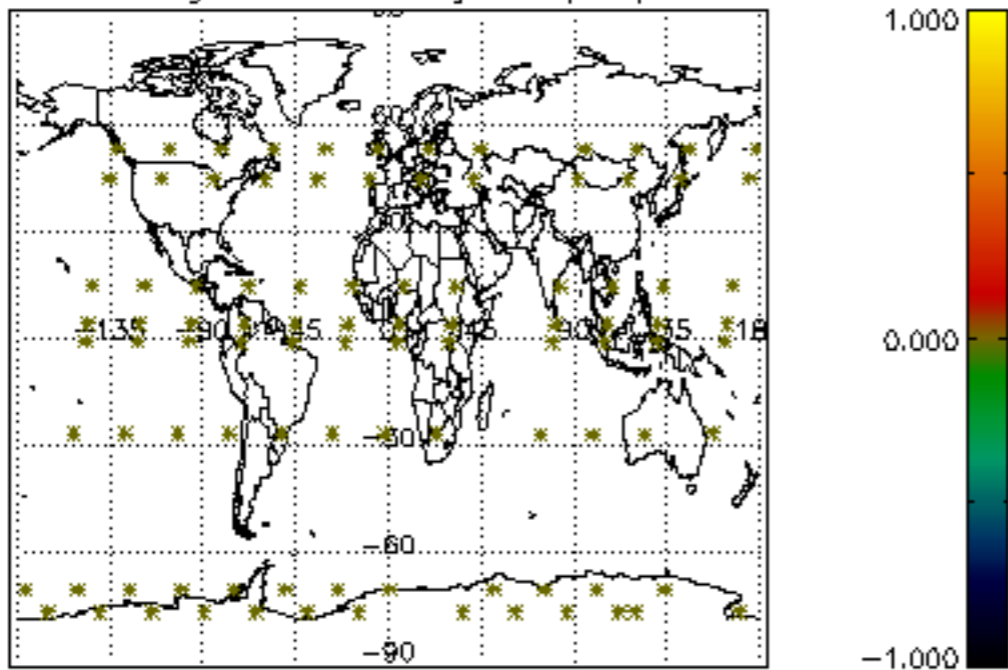
Percentage of star falling outside central band per profile



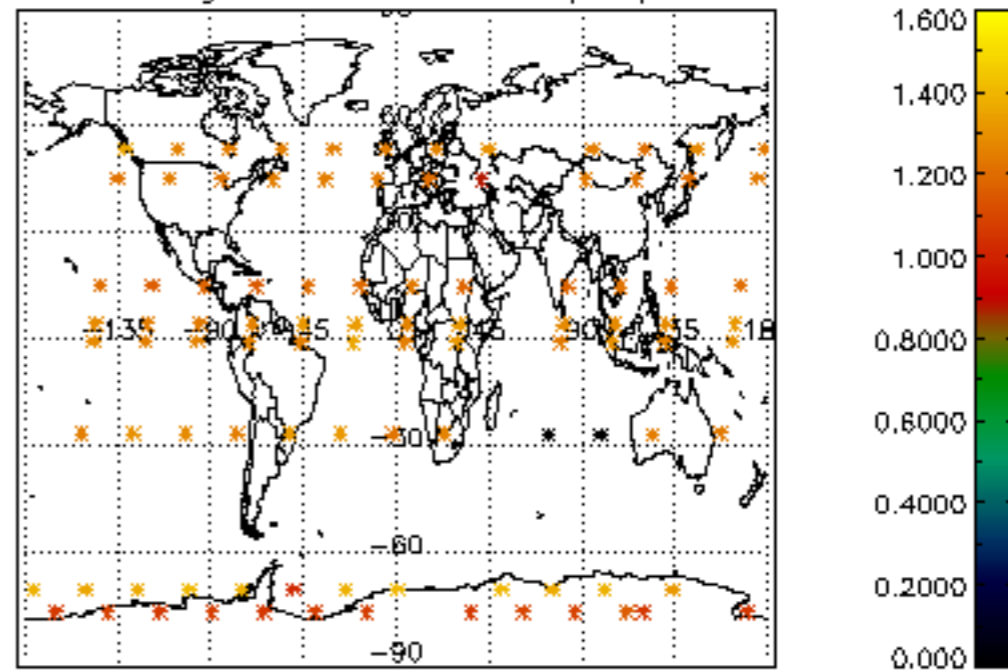
Percentage of saturation errors per profile



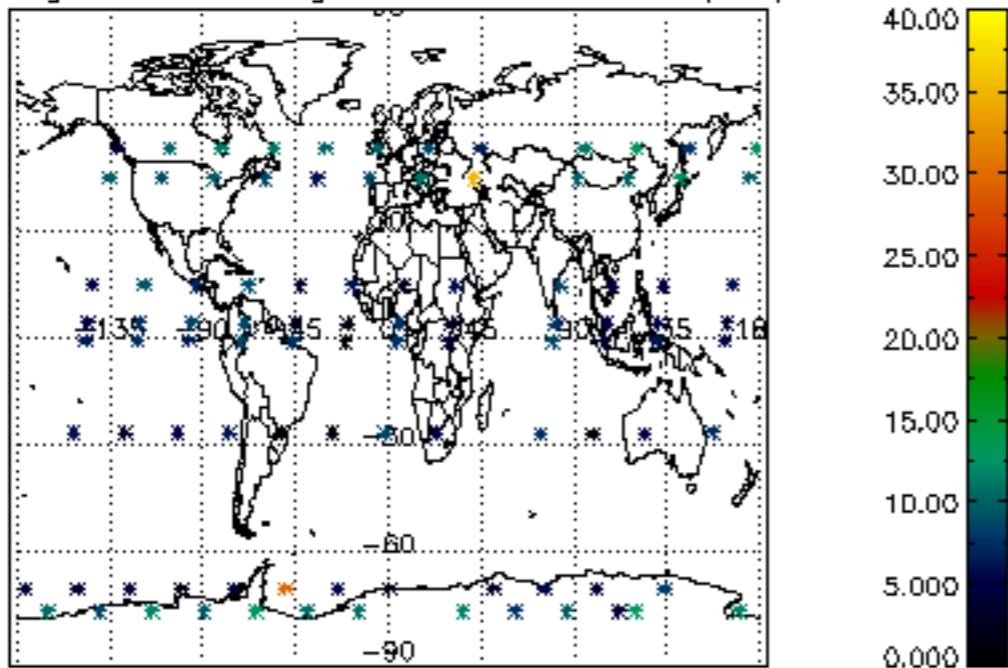
Percentage of cosmic ray hits per profile



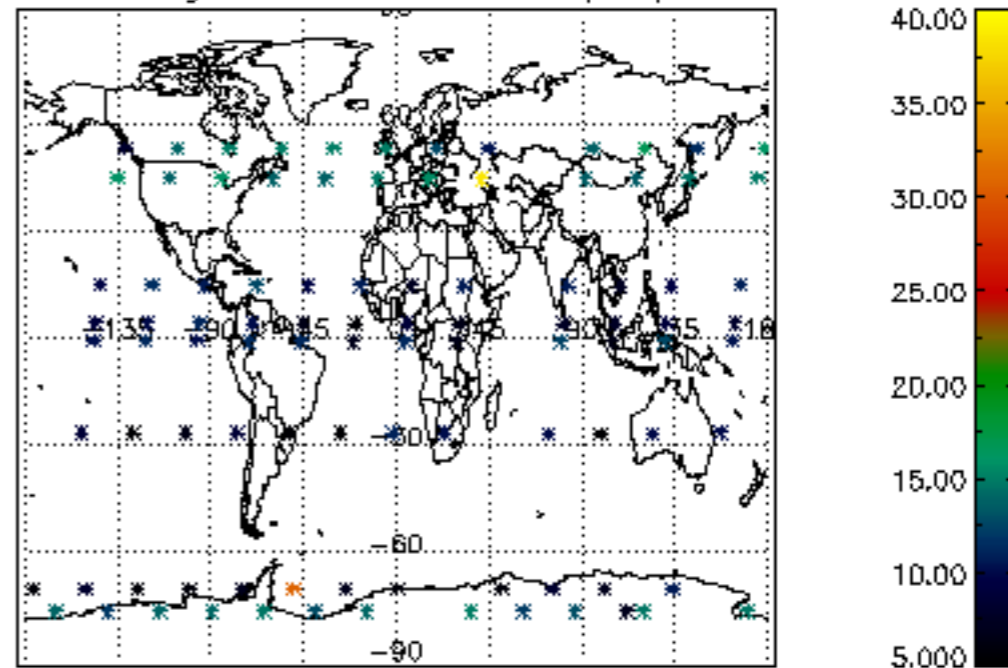
Percentage of datation errors per profile

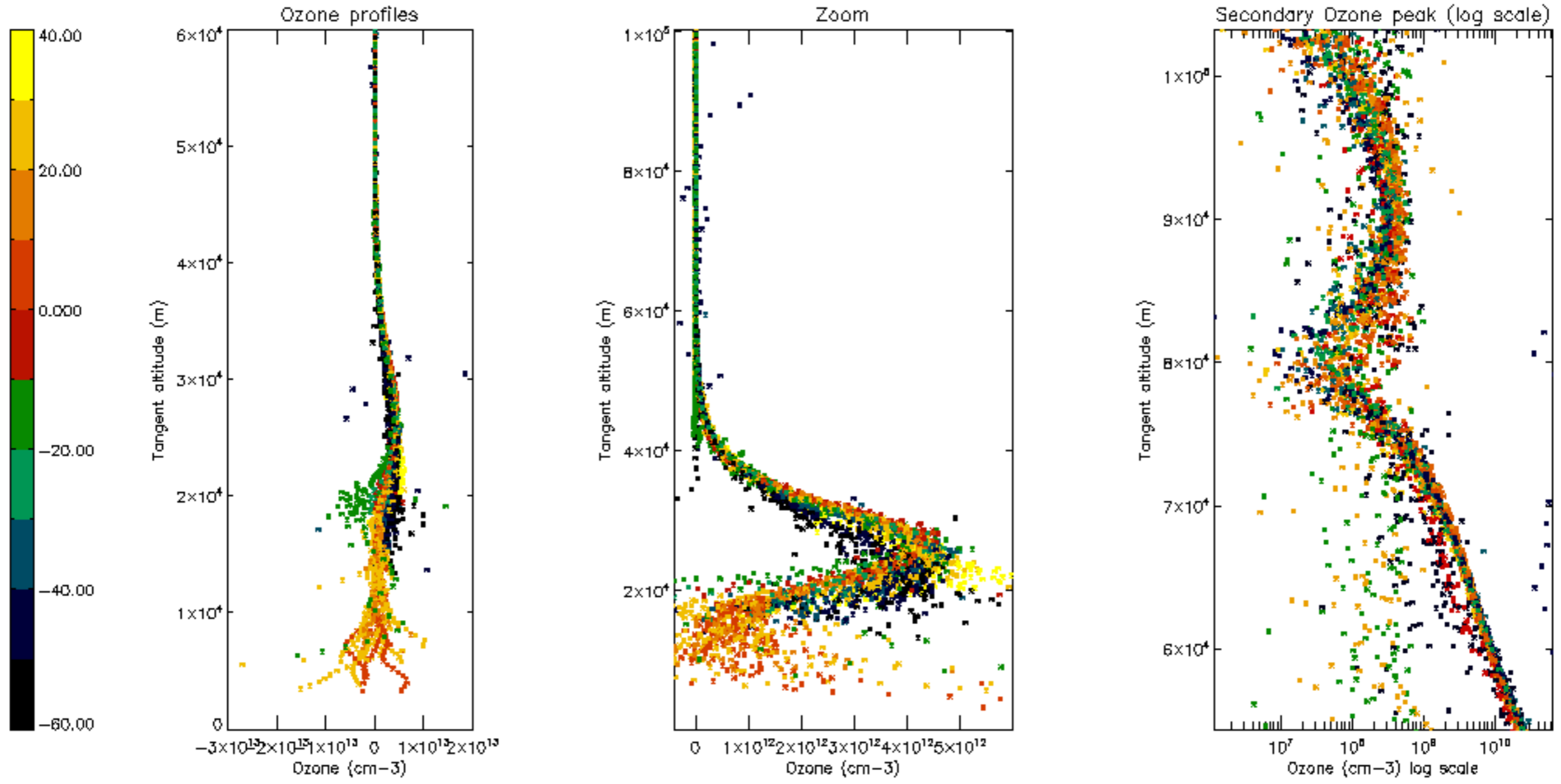


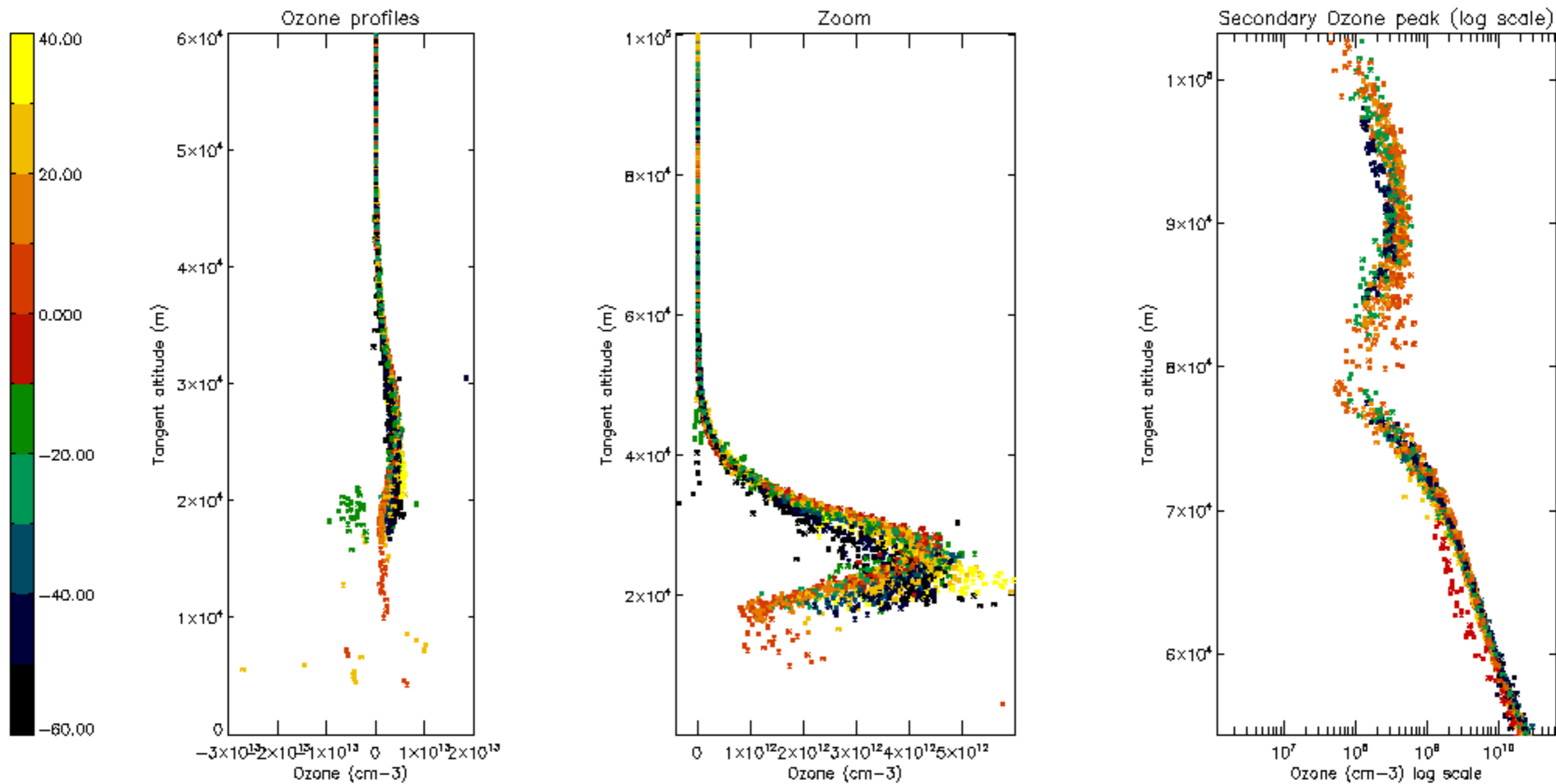
Percentage of star falling outside central band per profile

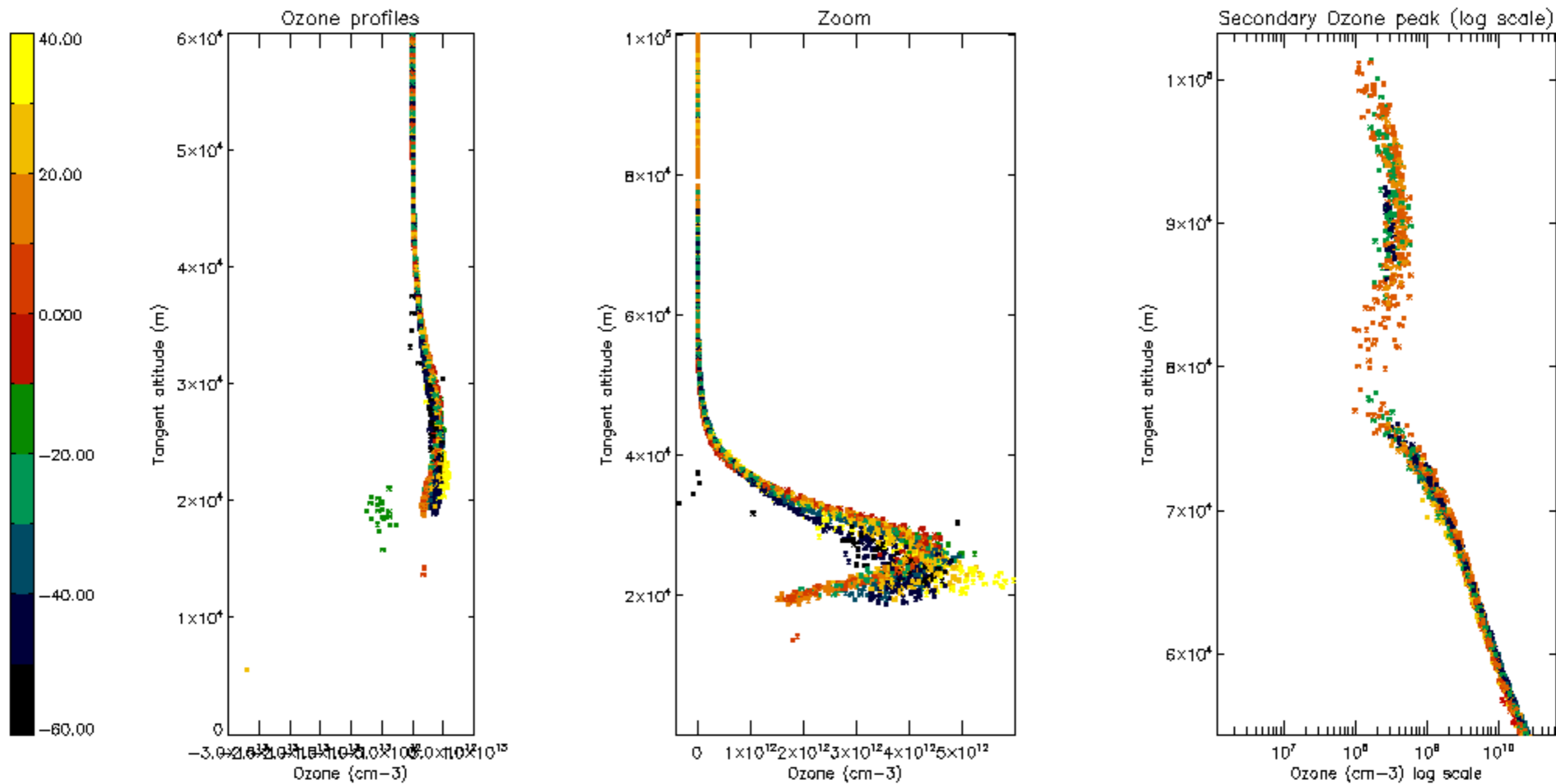


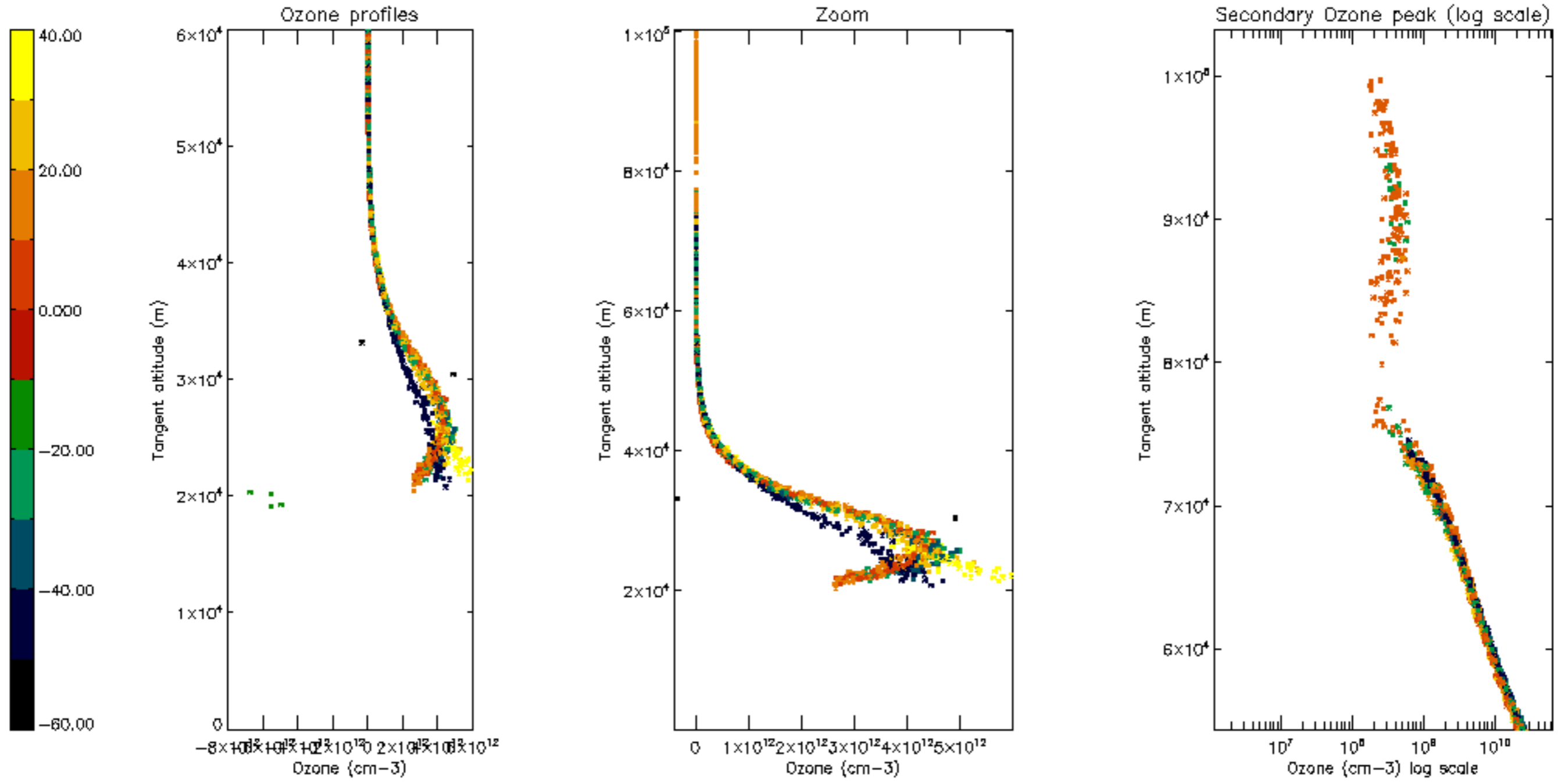
Percentage of saturation errors per profile

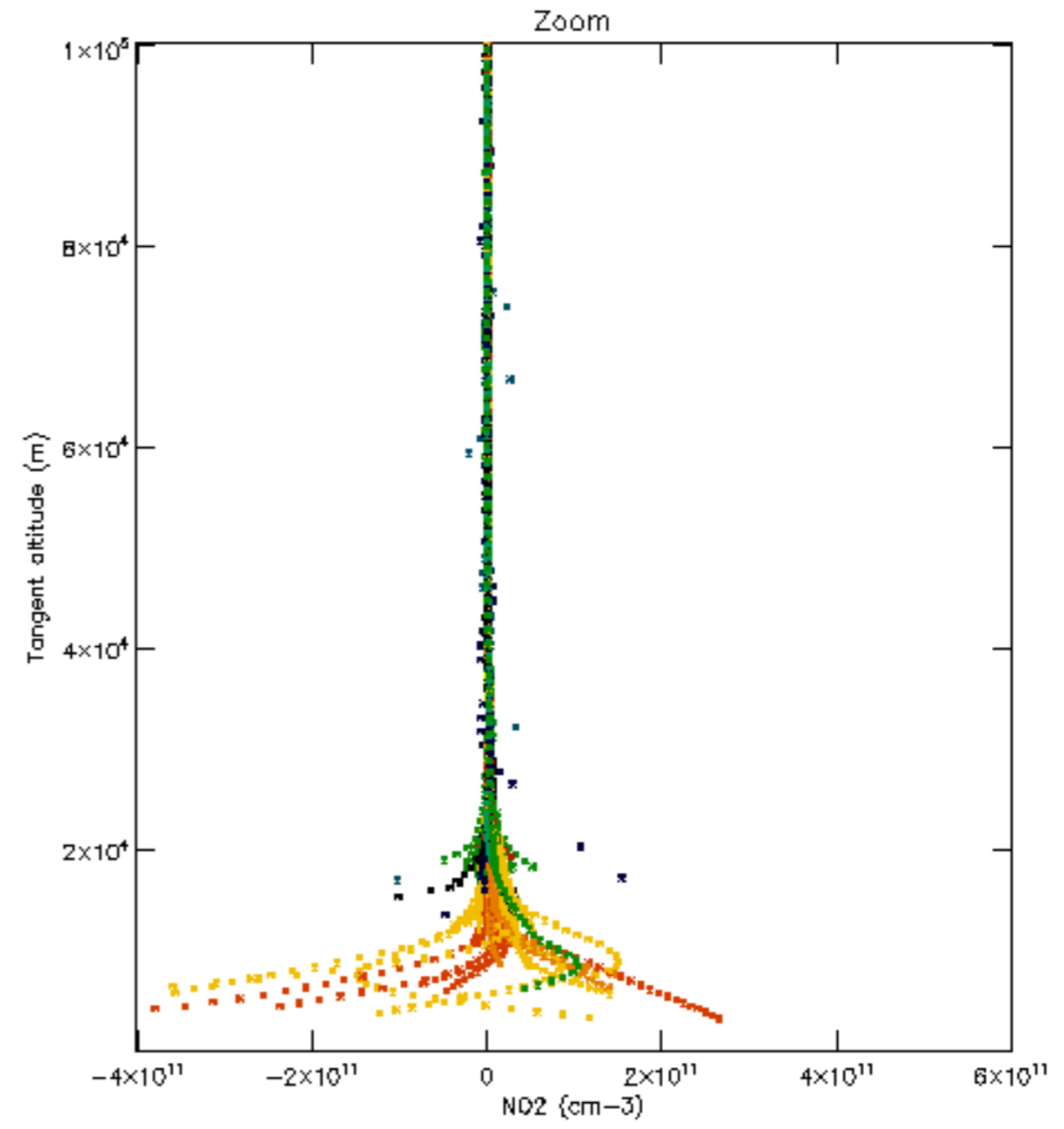
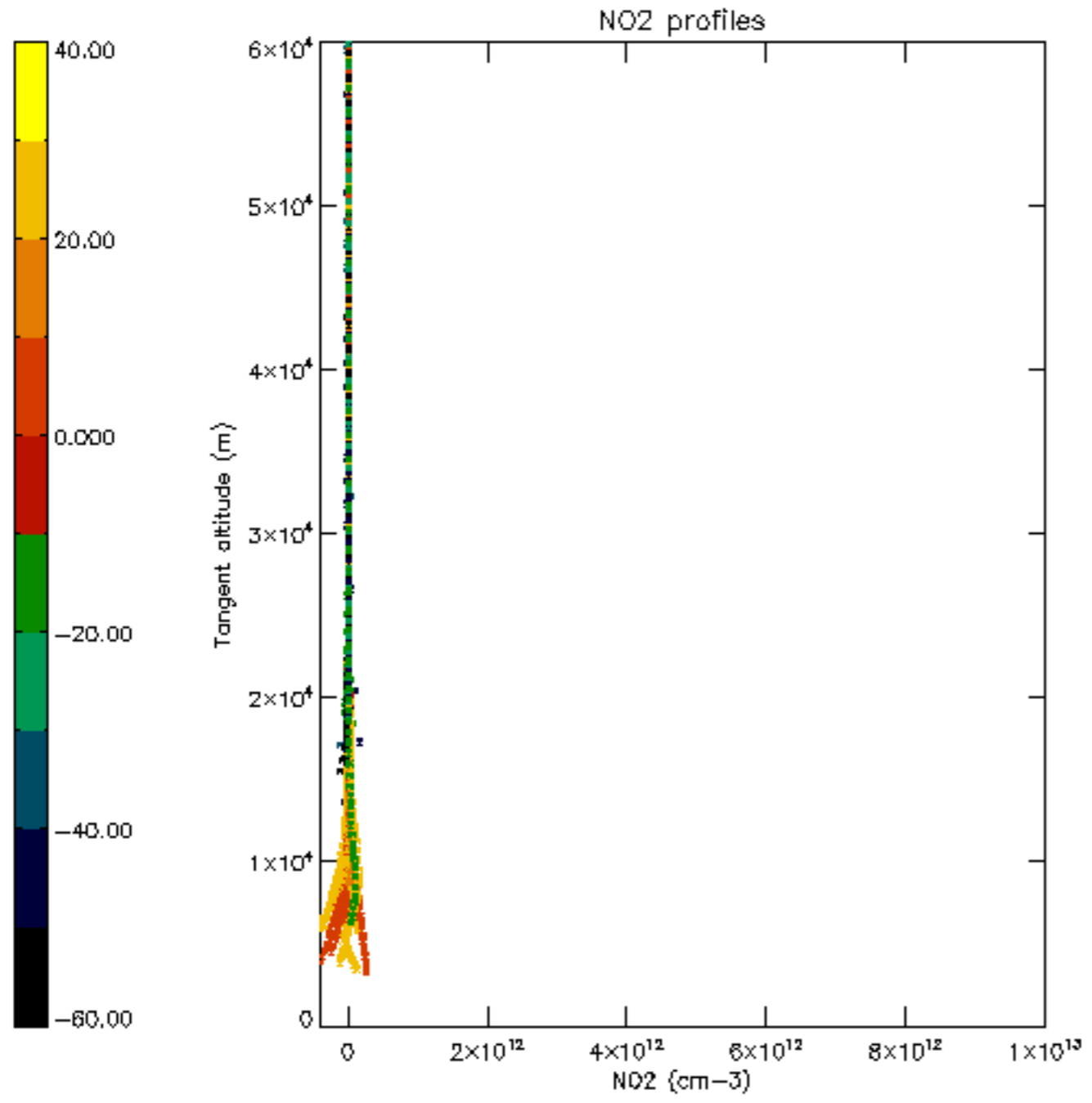


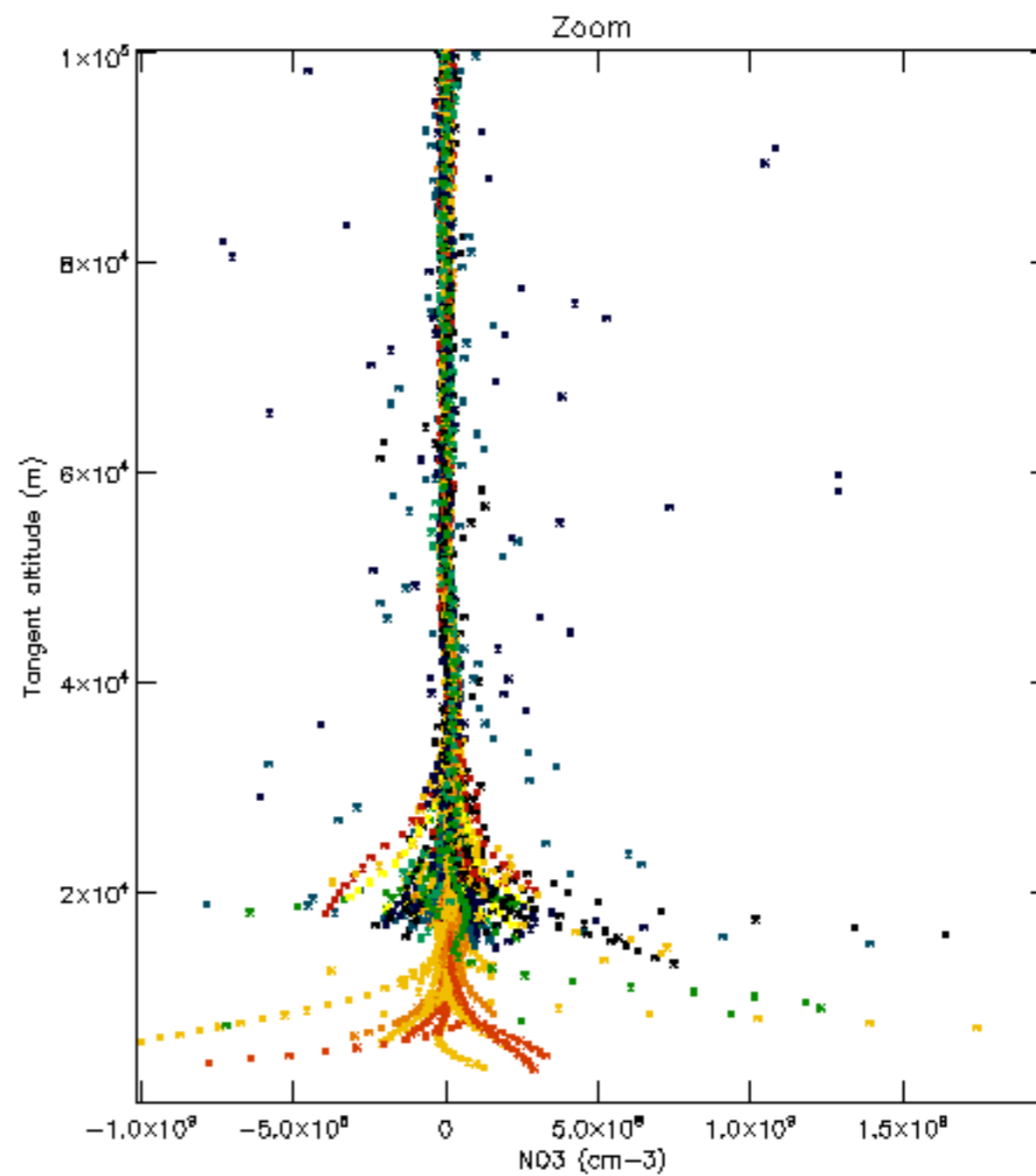
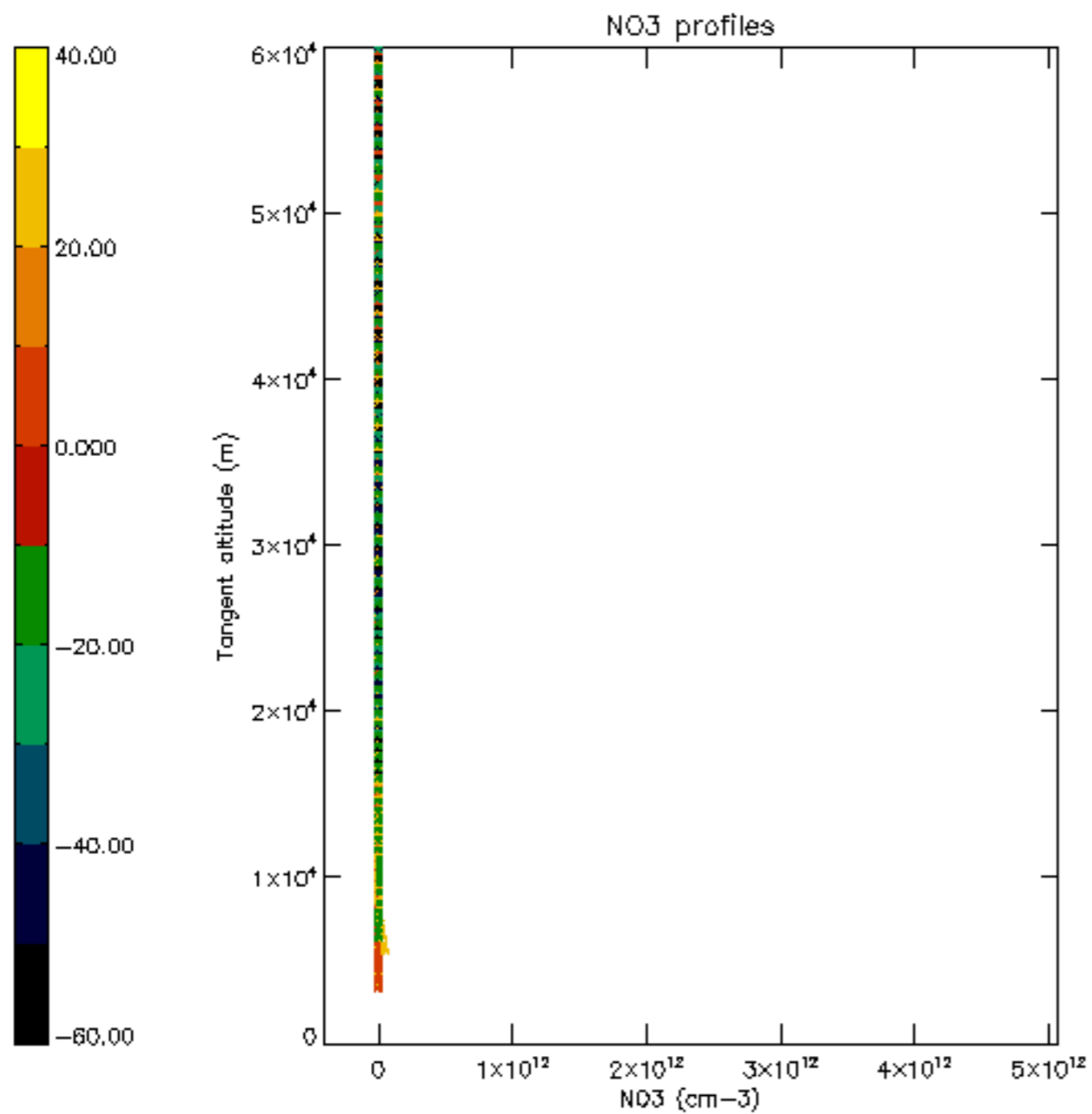


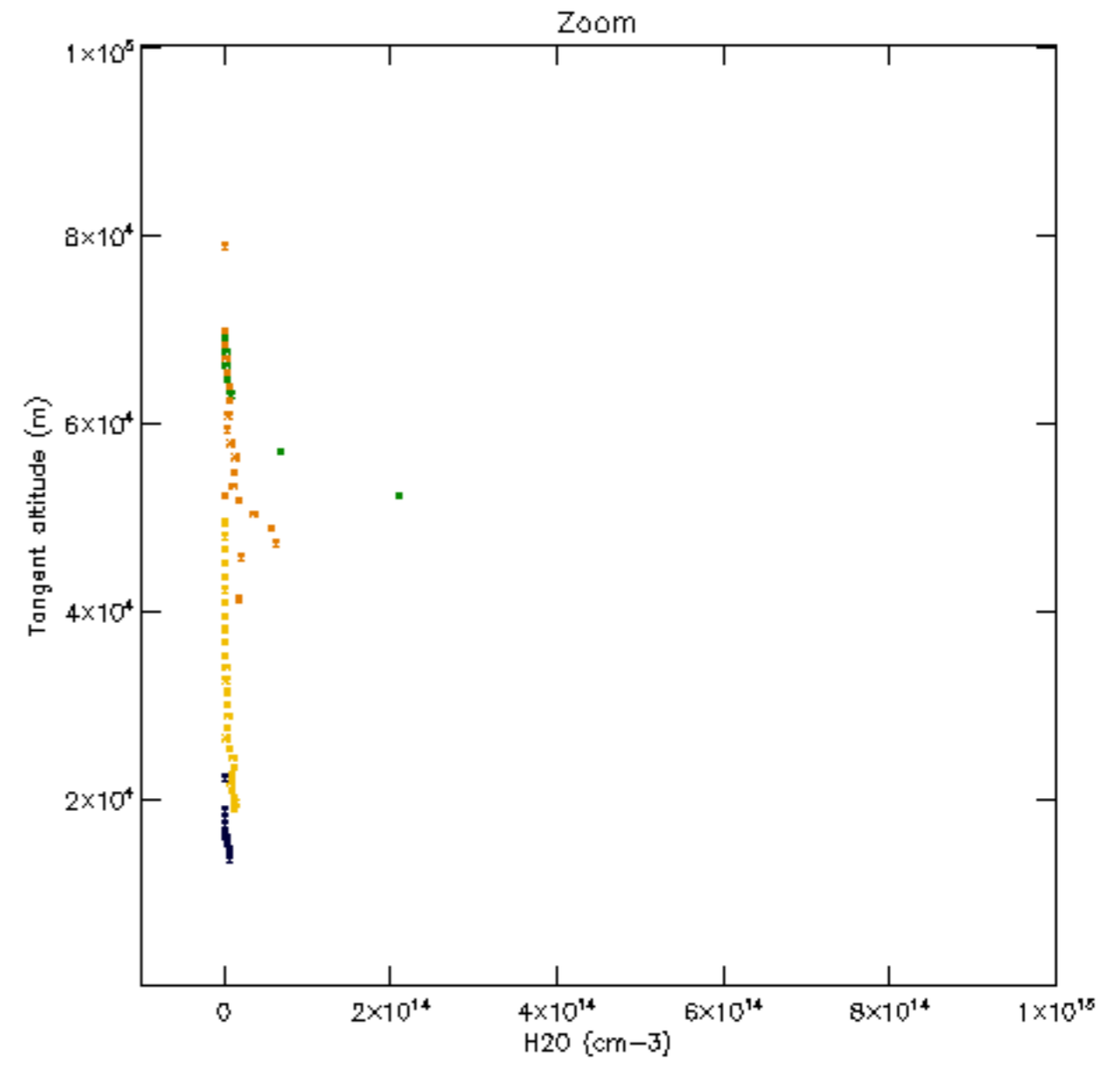
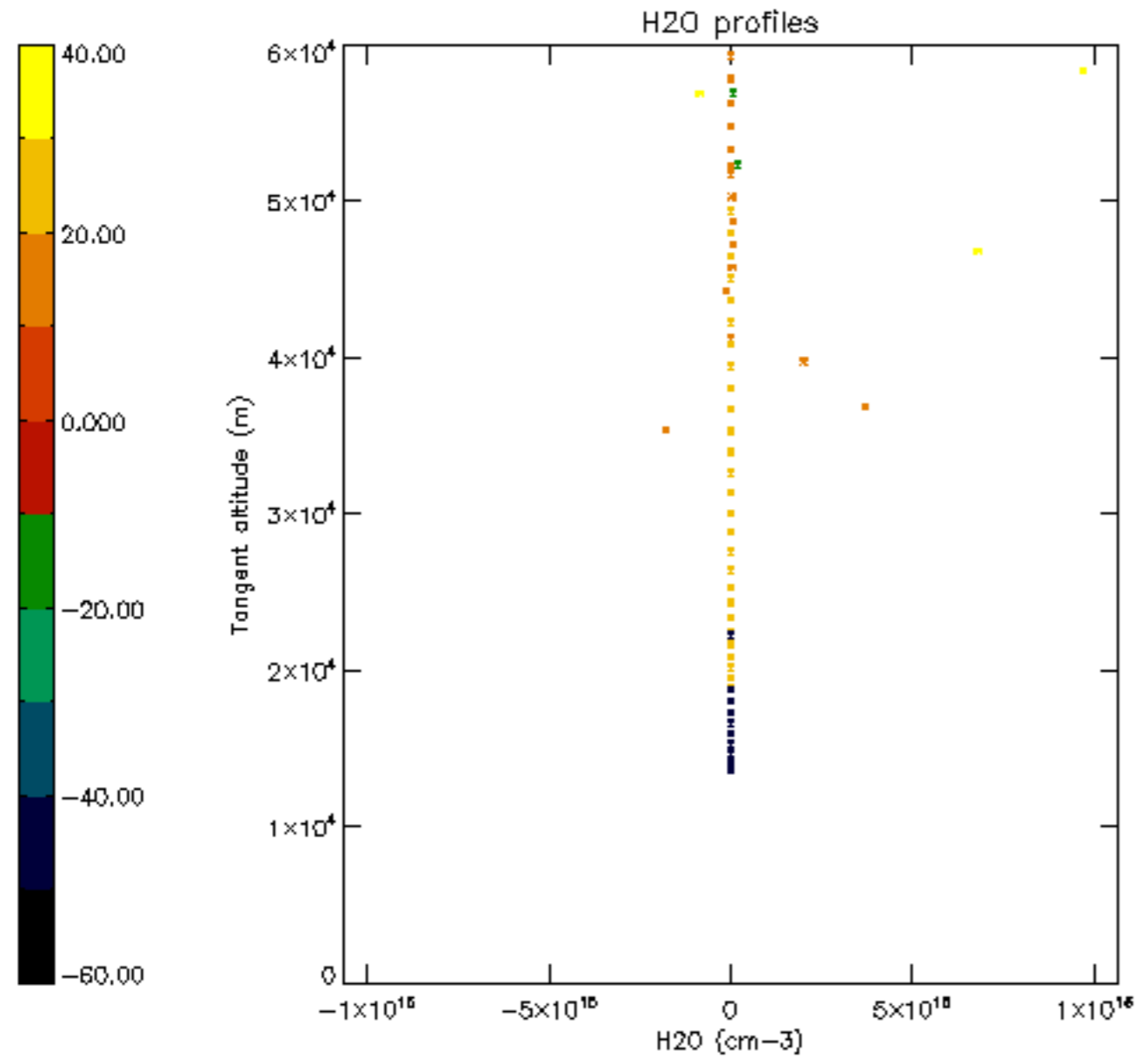


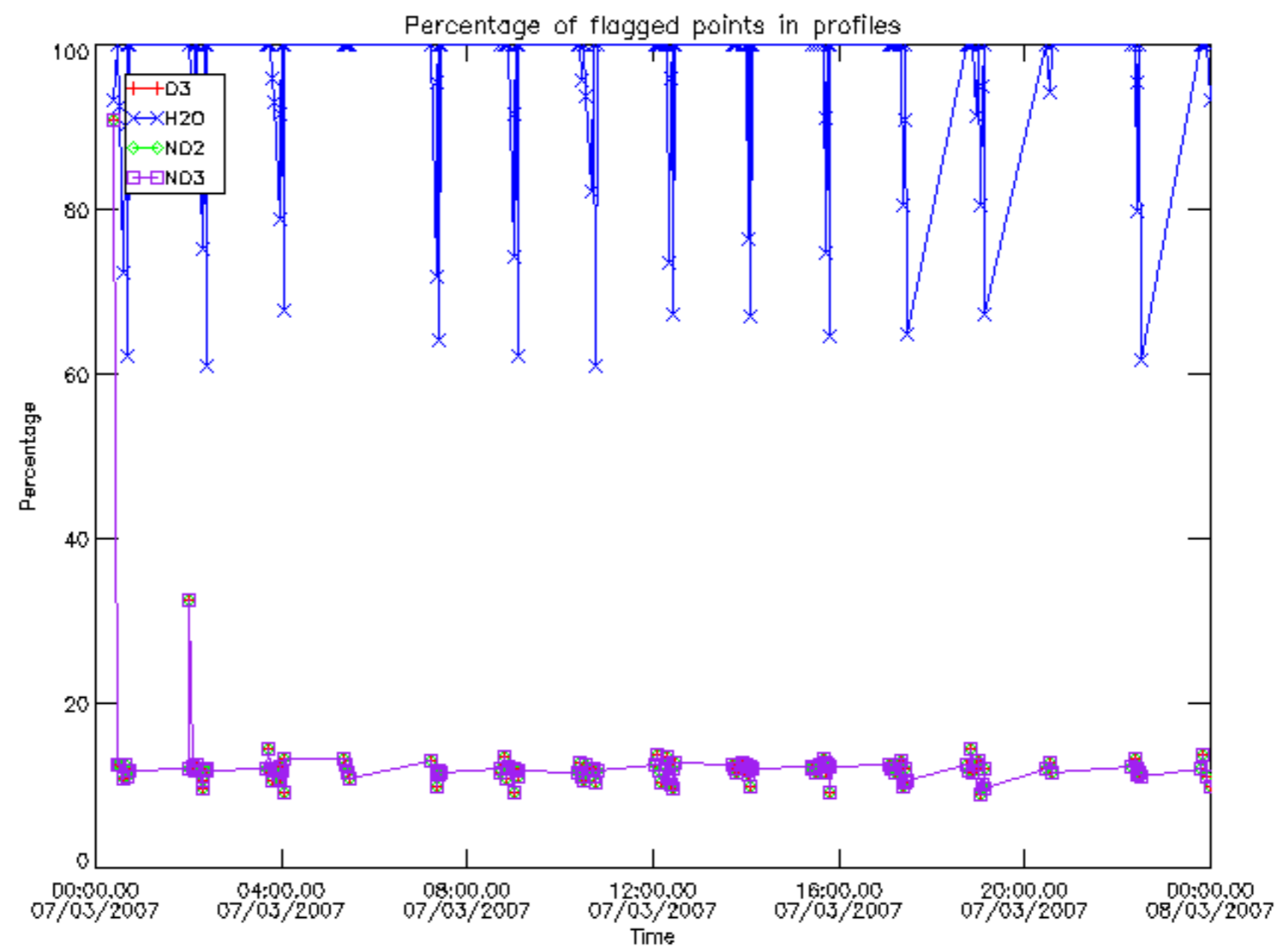




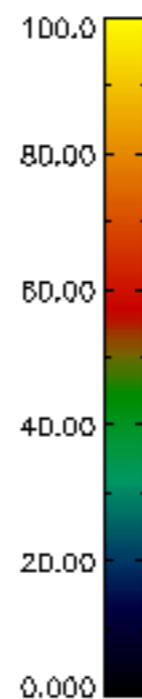
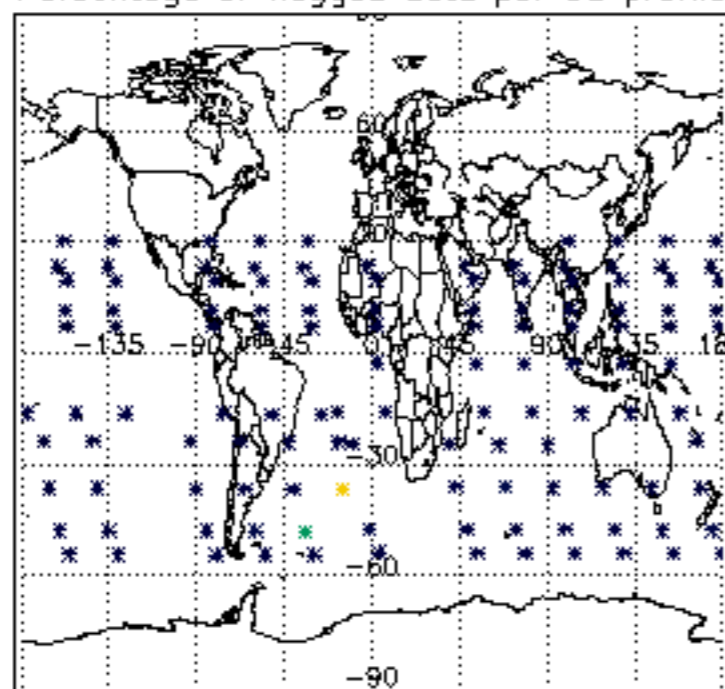




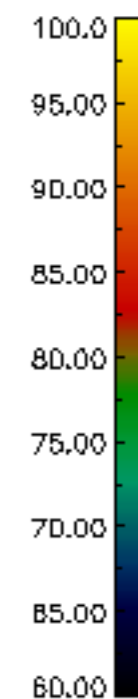
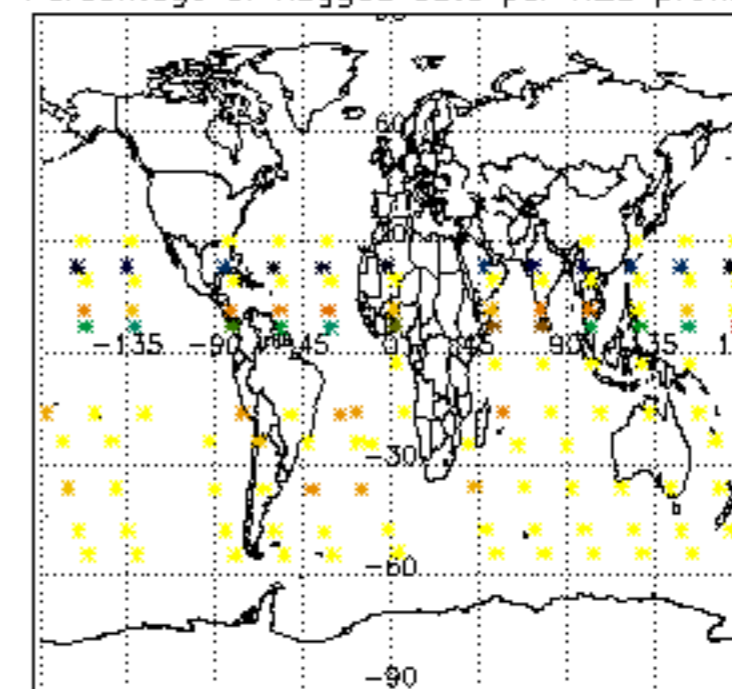




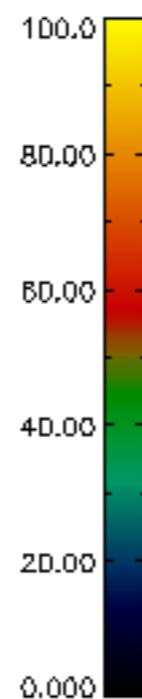
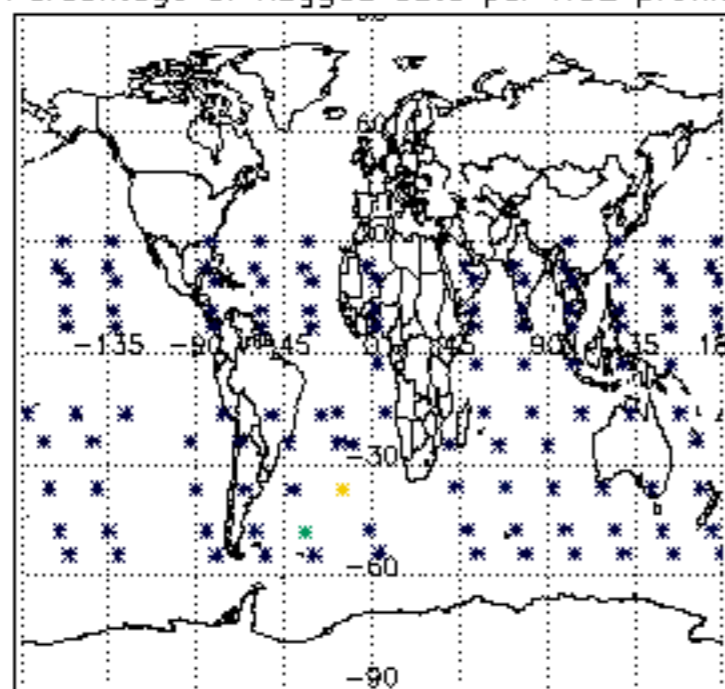
Percentage of flagged data per D3 profile



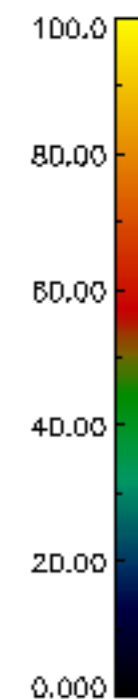
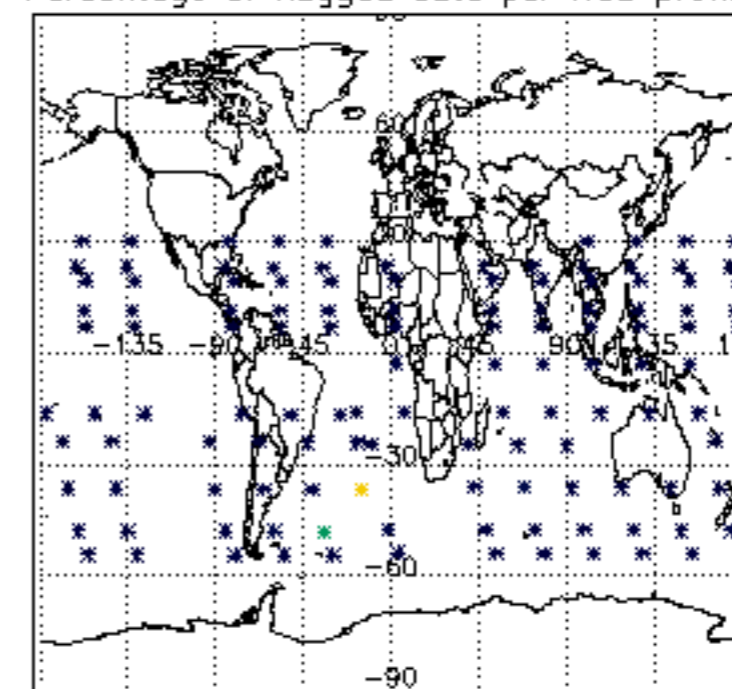
Percentage of flagged data per H2O profile

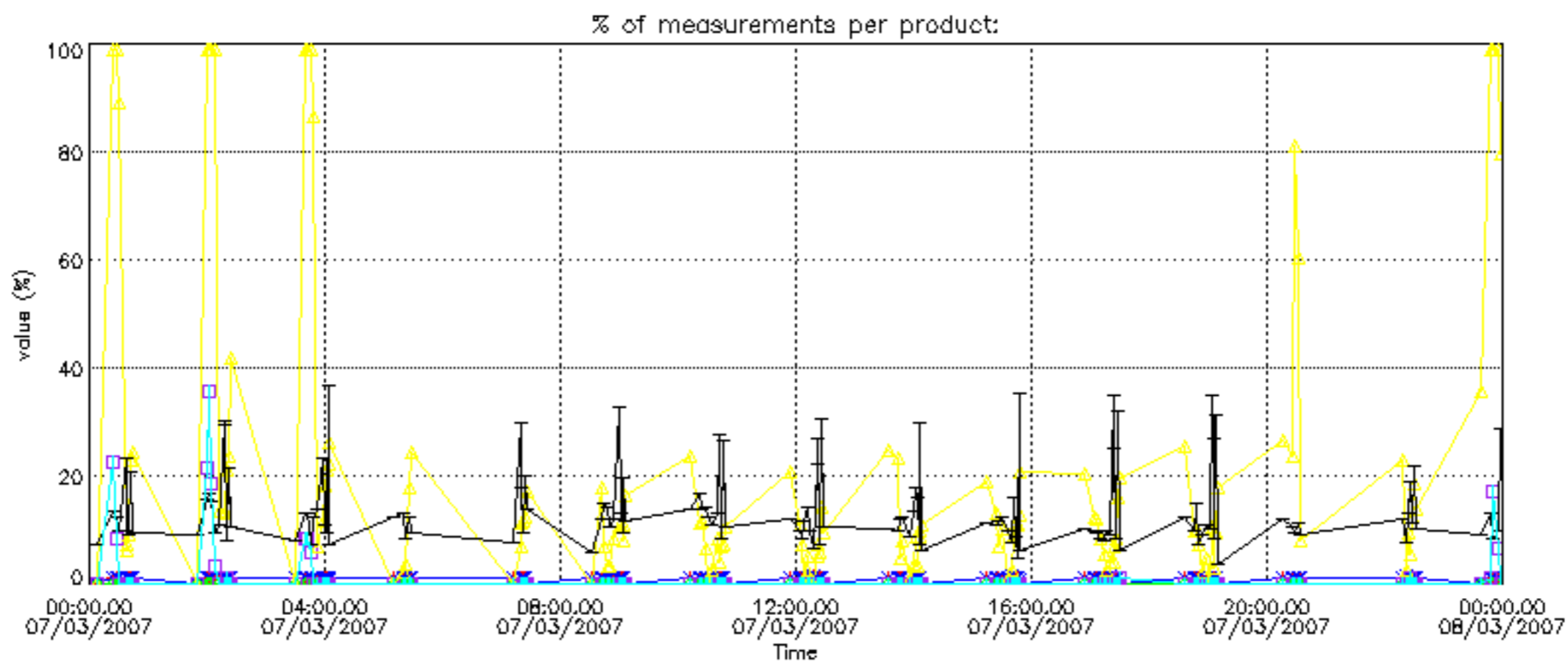


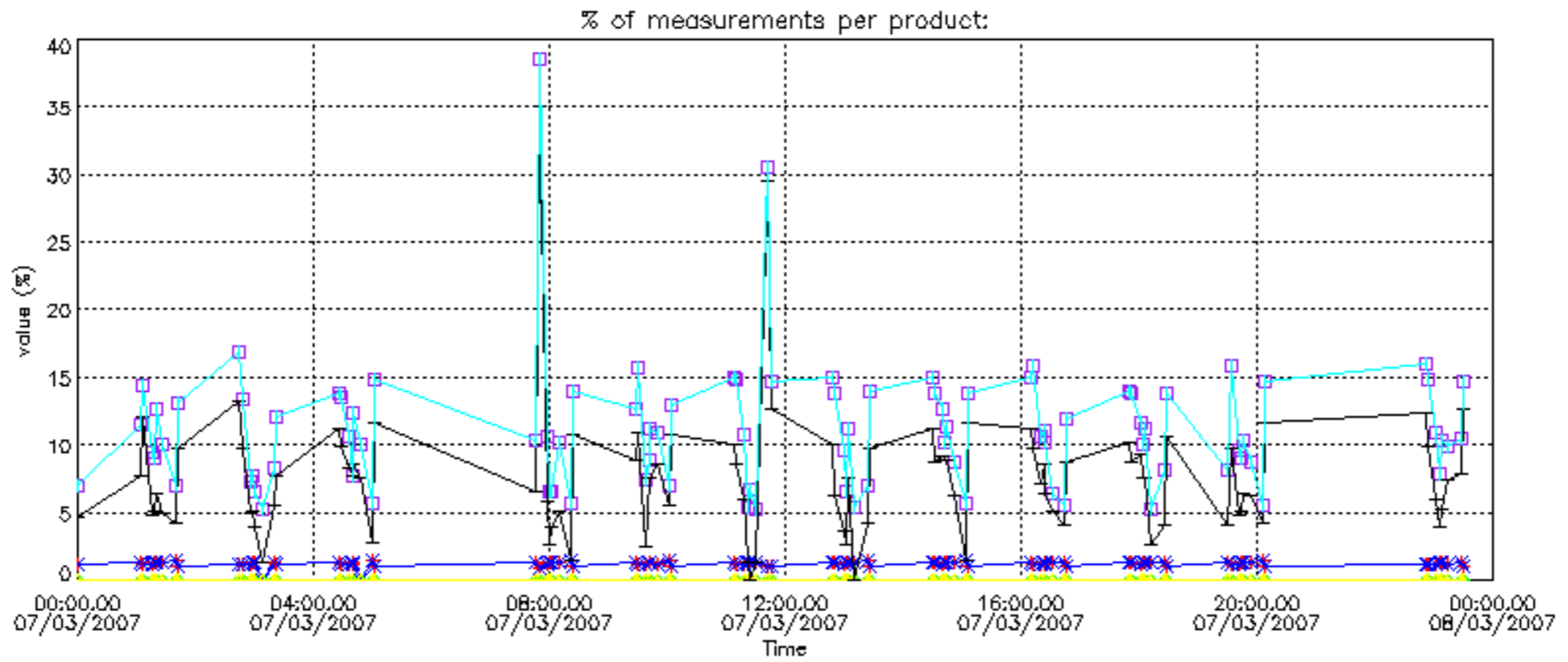
Percentage of flagged data per NO2 profile



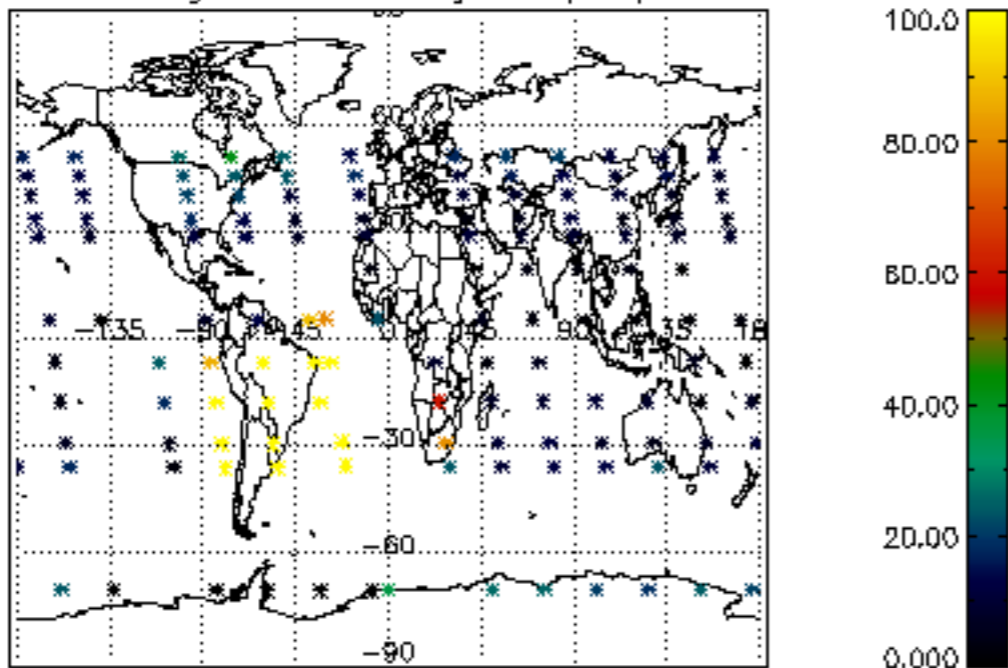
Percentage of flagged data per NO3 profile



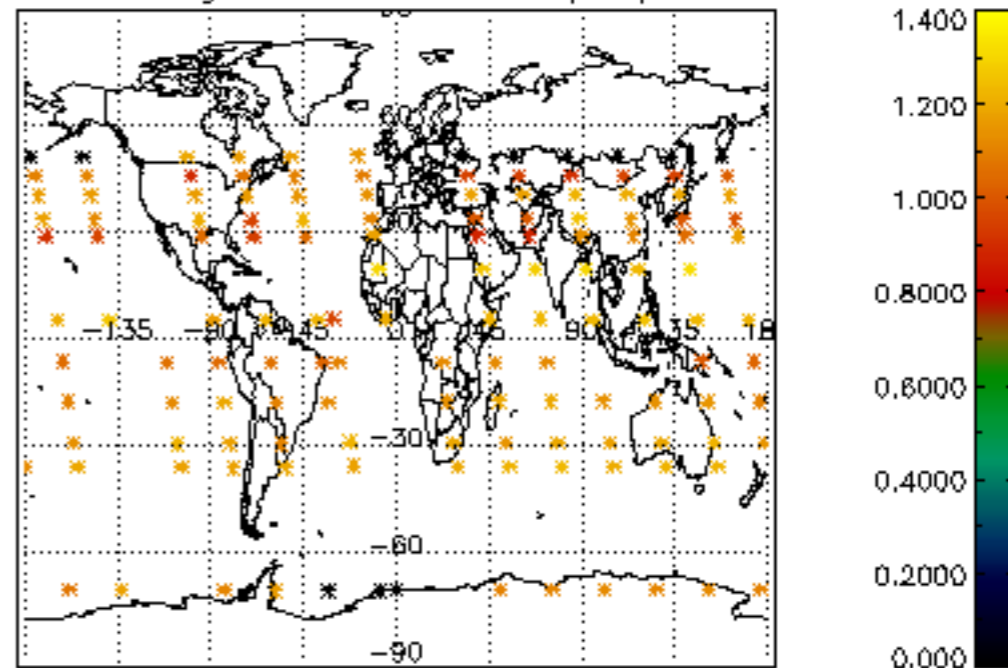




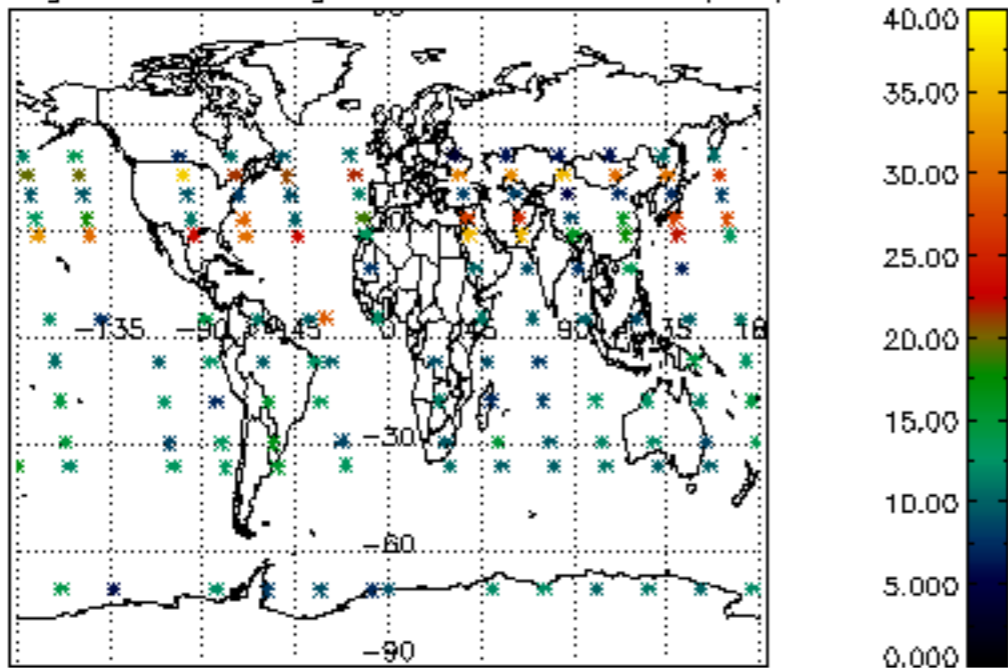
Percentage of cosmic ray hits per profile



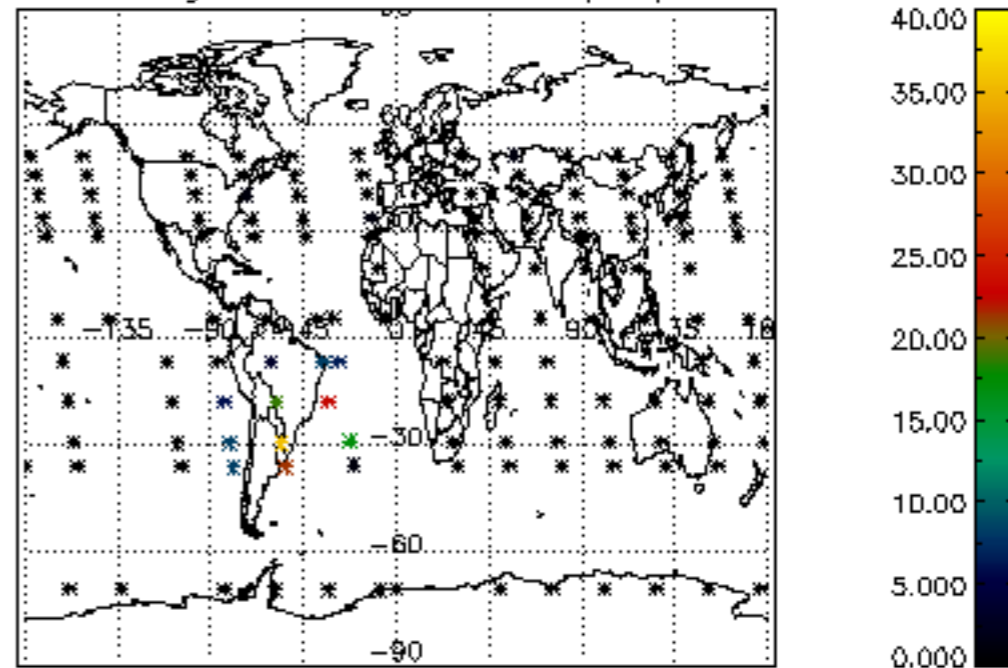
Percentage of datation errors per profile



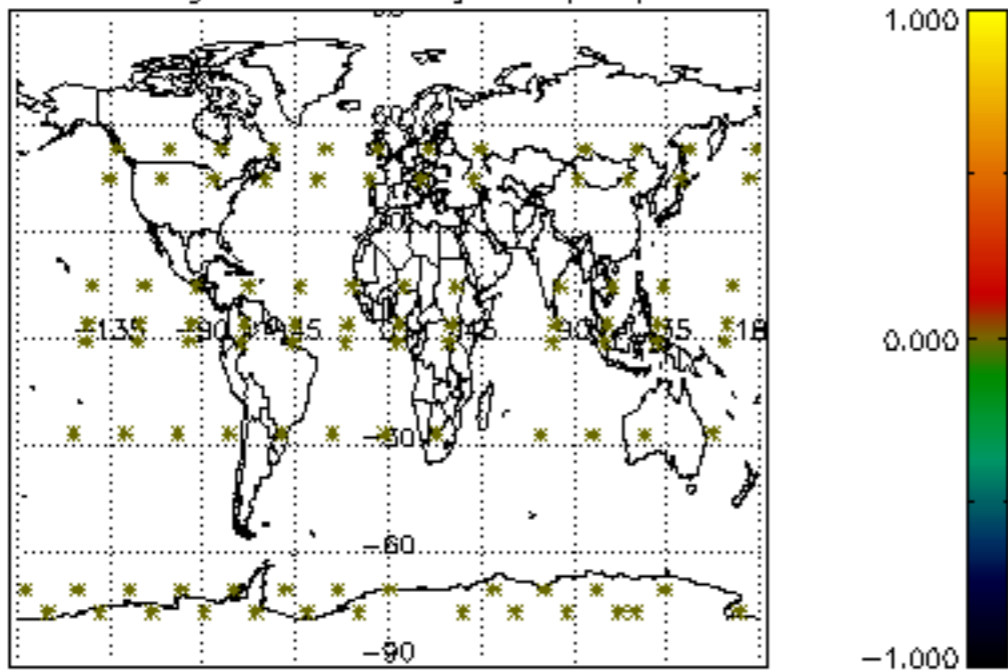
Percentage of star falling outside central band per profile



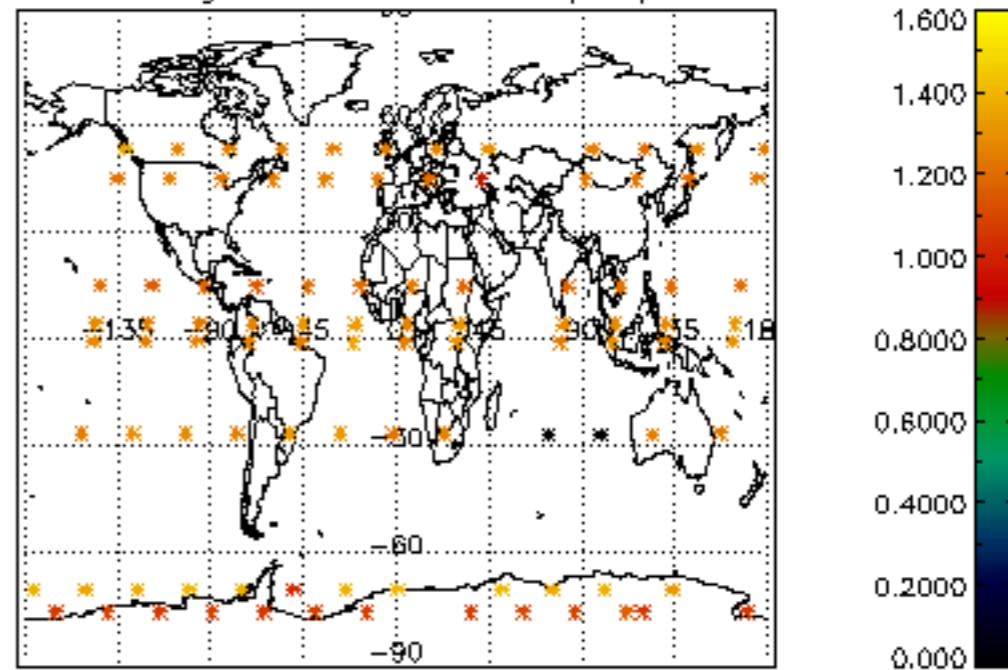
Percentage of saturation errors per profile



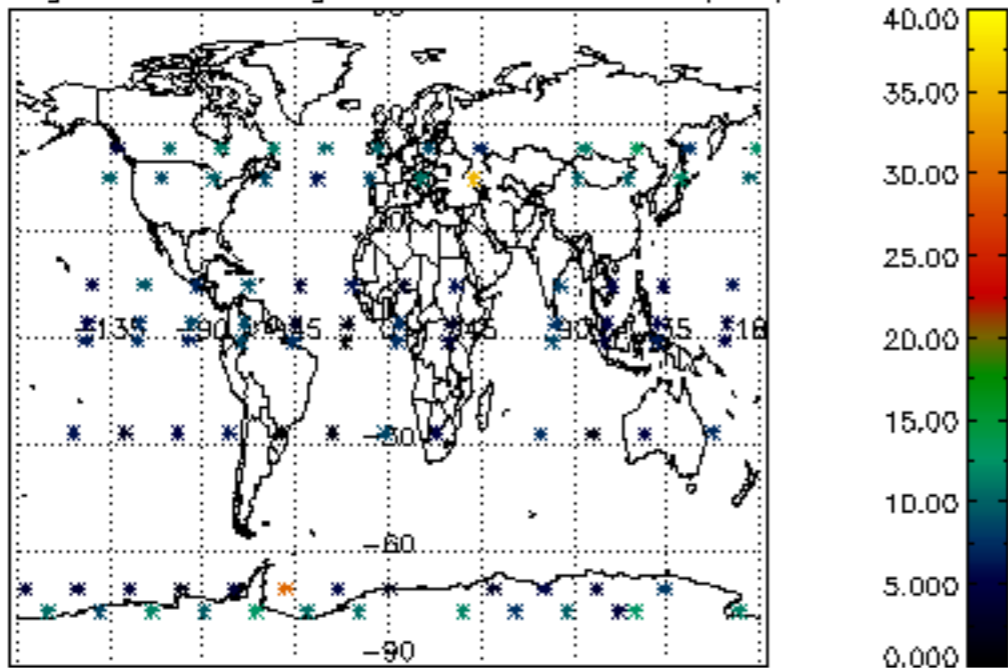
Percentage of cosmic ray hits per profile



Percentage of datation errors per profile



Percentage of star falling outside central band per profile



Percentage of saturation errors per profile

