

GOMOS Level 2 Daily Report

SUMMARY

[1. General Info](#)

[2. Summary of processed GOM_NL_2P products](#)

[3. Level 2 Quality information per product](#)

[3.1 Plot of level 2 quality information per product \(time dependant\)](#)

[3.2 Plot of level 2 quality information per product \(world map\)](#)

[4. Level 1 Quality information per product \(stored on level 2 products\)](#)

[4.1 Plot of level 1 quality information per product \(time dependant\)](#)

[4.1.1 Plot of level 1 quality information per product \(time dependant\): ASCENDING](#)

[4.1.2 Plot of level 1 quality information per product \(time dependant\): DESCENDING](#)

[4.2 Plot of level 1 quality information per product \(world map\)](#)

[4.2.1 Plot of level 1 quality information per product \(world map\): ASCENDING](#)

[4.2.2 Plot of level 1 quality information per product \(world map\): DESCENDING](#)

[5. Ozone profiles based on quality statistics and other trace gas profiles](#)

[5.1 Ozone statistics based on quality of products](#)

[5.2 Plot ozone profiles for all STD \(dark without errors\)](#)

[5.3 Plot ozone profiles where STD < 20% \(dark without errors\)](#)

[5.4. Plot ozone profiles where STD < 10% \(dark without errors\)](#)

[5.5. Plot ozone profiles where STD < 5% \(dark without errors\)](#)

[5.6 Plot NO2 profiles for all STD \(dark without errors\)](#)

[5.7 Plot NO3 profiles for all STD \(dark without errors\)](#)

[5.8 Plot H2O profiles \(only for occultations of stars 1,2,3,4,13,14,16,26,63 dark without errors\) for all STD](#)

[6. Auxiliary Data Files used for the production reported in section 2](#)

This report presents the daily analysis on parameters extracted from GOMOS level 2 data (GOM_NL__2P). It is intended to monitor some important parameters that will impact the quality of these products. A list of level 2 products (and content) that have arrived during the reporting day to the PCF is also given.

| Item | Value |
|---------------------------|---------------------------------|
| Time of report generation | 22APR2013 16:58:36 |
| Data source version | GOMOS/6.01 |
| Start time of products | 05-03-2007 (05MAR2007 00:00:00) |
| Stop time of products | 06-03-2007 (06MAR2007 00:00:00) |
| Store outputs in DB | Yes |
| Nb of level 2 prods | 233 |
| Nb of prods with errors | 0 |

2. Summary of processed GOM_NL__2P products.

| Nr | Filename | UTC Start time | Limb | Duration | Star Id | Star Name | Star Mag | Star Temp | Nb Meas | Orbit | Prod. error |
|----|---|----------------------|--------|----------|---------|-----------|-----------|-----------|---------|-------|-------------|
| 1 | GOM_NL__2PRFIN20070305_000041_00000452056_00088_26194_7610.N1 | 05-MAR-2007 00:00:41 | Dark | 44.500 | 10 | Bet Cen | 0.61000 | 28000. | 89 | 26194 | No |
| 2 | GOM_NL__2PRFIN20070305_000234_00000432056_00088_26194_7611.N1 | 05-MAR-2007 00:02:34 | Dark | 42.500 | 77 | Eps Cen | 2.3030 | 28000. | 85 | 26194 | No |
| 3 | GOM_NL__2PRFIN20070305_000413_00000452056_00088_26194_7612.N1 | 05-MAR-2007 00:04:13 | Dark | 45.000 | 26 | Gam Cru | 1.6240 | 2900.0 | 90 | 26194 | No |
| 4 | GOM_NL__2PRFIN20070305_000543_00000432056_00088_26194_7613.N1 | 05-MAR-2007 00:05:43 | Dark | 43.000 | 64 | Gam Cen | 2.2000 | 10600. | 86 | 26194 | No |
| 5 | GOM_NL__2PRFIN20070305_002656_00000402056_00088_26194_7614.N1 | 05-MAR-2007 00:26:56 | Bright | 40.000 | 22 | 32Alp Leo | 1.3600 | 15200. | 80 | 26194 | No |
| 6 | GOM_NL__2PRFIN20070305_002927_00000432056_00088_26194_7615.N1 | 05-MAR-2007 00:29:27 | Bright | 42.500 | 51 | 41Gam1Leo | 2.0100 | 4500.0 | 85 | 26194 | No |
| 7 | GOM_NL__2PRFIN20070305_003806_00000422056_00088_26194_7616.N1 | 05-MAR-2007 00:38:06 | Bright | 42.000 | 174 | 52Psi UMa | 3.0040 | 4400.0 | 84 | 26194 | No |
| 8 | GOM_NL__2PRFIN20070305_004059_00000402056_00088_26194_7617.N1 | 05-MAR-2007 00:40:59 | Bright | 39.500 | 82 | 48Bet UMa | 2.3650 | 10600. | 79 | 26194 | No |
| 9 | GOM_NL__2PRFIN20070305_004222_00000412056_00088_26194_7618.N1 | 05-MAR-2007 00:42:22 | Bright | 40.500 | 36 | 50Alp UMa | 1.8000 | 6300.0 | 81 | 26194 | No |
| 10 | GOM_NL__2PRFIN20070305_004934_00000402056_00088_26194_7619.N1 | 05-MAR-2007 00:49:34 | Bright | 40.000 | 60 | 7Bet UMi | 2.0810 | 3950.0 | 80 | 26194 | No |
| 11 | GOM_NL__2PRFIN20070305_005924_00000462056_00088_26194_7620.N1 | 05-MAR-2007 00:59:24 | Bright | 45.500 | 69 | 33Gam Dra | 2.2310 | 3800.0 | 91 | 26194 | No |
| 12 | GOM_NL__2PRFIN20070305_010155_00000362056_00088_26194_7621.N1 | 05-MAR-2007 01:01:55 | Bright | 36.000 | 144 | 18Del Cyg | 2.8600 | 11000. | 72 | 26194 | No |
| 13 | GOM_NL__2PRFIN20070305_010403_00000462056_00088_26194_7622.N1 | 05-MAR-2007 01:04:03 | Bright | 46.000 | 5 | 3Alp Lyr | 0.033000 | 11000. | 92 | 26194 | No |
| 14 | GOM_NL__2PRFIN20070305_011155_00000402056_00088_26194_7623.N1 | 05-MAR-2007 01:11:55 | Bright | 40.000 | 168 | 17Zet Aql | 2.9860 | 11000. | 80 | 26194 | No |
| 15 | GOM_NL__2PRFIN20070305_012150_00000422056_00088_26194_7624.N1 | 05-MAR-2007 01:21:50 | Dark | 41.500 | 155 | 41Pi Sgr | 2.9000 | 6600.0 | 83 | 26194 | No |
| 16 | GOM_NL__2PRFIN20070305_012654_00000422056_00088_26194_7625.N1 | 05-MAR-2007 01:26:54 | Dark | 42.000 | 38 | 20Eps Sgr | 1.8360 | 11000. | 84 | 26194 | No |
| 17 | GOM_NL__2PRFIN20070305_012956_00000522056_00088_26194_7626.N1 | 05-MAR-2007 01:29:56 | Dark | 51.500 | 25 | 35Lam Sco | 1.6200 | 28000. | 103 | 26194 | No |
| 18 | GOM_NL__2PRFIN20070305_013959_00000422056_00089_26195_7653.N1 | 05-MAR-2007 01:39:59 | Dark | 41.500 | 4 | Alp1Cen | -0.010000 | 5800.0 | 83 | 26195 | No |
| 19 | GOM_NL__2PRFIN20070305_014118_00000462056_00089_26195_7654.N1 | 05-MAR-2007 01:41:18 | Dark | 46.000 | 10 | Bet Cen | 0.61000 | 28000. | 92 | 26195 | No |
| 20 | GOM_NL__2PRFIN20070305_014310_00000472056_00089_26195_7655.N1 | 05-MAR-2007 01:43:10 | Dark | 46.500 | 77 | Eps Cen | 2.3030 | 28000. | 93 | 26195 | No |
| 21 | GOM_NL__2PRFIN20070305_014449_00000542056_00089_26195_7656.N1 | 05-MAR-2007 01:44:49 | Dark | 54.000 | 26 | Gam Cru | 1.6240 | 2900.0 | 108 | 26195 | No |
| 22 | GOM_NL__2PRFIN20070305_014619_00000432056_00089_26195_7657.N1 | 05-MAR-2007 01:46:19 | Dark | 43.000 | 64 | Gam Cen | 2.2000 | 10600. | 86 | 26195 | No |
| 23 | GOM_NL__2PRFIN20070305_020732_00000412056_00089_26195_7658.N1 | 05-MAR-2007 02:07:32 | Bright | 40.500 | 22 | 32Alp Leo | 1.3600 | 15200. | 81 | 26195 | No |
| 24 | GOM_NL__2PRFIN20070305_021003_00000432056_00089_26195_7659.N1 | 05-MAR-2007 02:10:03 | Bright | 42.500 | 51 | 41Gam1Leo | 2.0100 | 4500.0 | 85 | 26195 | No |
| 25 | GOM_NL__2PRFIN20070305_021841_00000432056_00089_26195_7660.N1 | 05-MAR-2007 02:18:41 | Bright | 42.500 | 174 | 52Psi UMa | 3.0040 | 4400.0 | 85 | 26195 | No |
| 26 | GOM_NL__2PRFIN20070305_022134_00000382056_00089_26195_7661.N1 | 05-MAR-2007 02:21:34 | Bright | 37.500 | 82 | 48Bet UMa | 2.3650 | 10600. | 75 | 26195 | No |
| 27 | GOM_NL__2PRFIN20070305_022257_00000402056_00089_26195_7662.N1 | 05-MAR-2007 02:22:57 | Bright | 40.000 | 36 | 50Alp UMa | 1.8000 | 6300.0 | 80 | 26195 | No |
| 28 | GOM_NL__2PRFIN20070305_023010_00000382056_00089_26195_7663.N1 | 05-MAR-2007 02:30:10 | Bright | 38.000 | 60 | 7Bet UMi | 2.0810 | 3950.0 | 76 | 26195 | No |
| 29 | GOM_NL__2PRFIN20070305_024000_00000452056_00089_26195_7664.N1 | 05-MAR-2007 02:40:00 | Bright | 44.500 | 69 | 33Gam Dra | 2.2310 | 3800.0 | 89 | 26195 | No |
| 30 | GOM_NL__2PRFIN20070305_024230_00000402056_00089_26195_7665.N1 | 05-MAR-2007 02:42:30 | Bright | 39.500 | 144 | 18Del Cyg | 2.8600 | 11000. | 79 | 26195 | No |
| 31 | GOM_NL__2PRFIN20070305_024439_00000412056_00089_26195_7666.N1 | 05-MAR-2007 02:44:39 | Bright | 41.000 | 5 | 3Alp Lyr | 0.033000 | 11000. | 82 | 26195 | No |
| 32 | GOM_NL__2PRFIN20070305_025231_00000412056_00089_26195_7667.N1 | 05-MAR-2007 02:52:31 | Bright | 40.500 | 168 | 17Zet Aql | 2.9860 | 11000. | 81 | 26195 | No |
| 33 | GOM_NL__2PRFIN20070305_030226_00000422056_00089_26195_7668.N1 | 05-MAR-2007 03:02:26 | Dark | 42.000 | 155 | 41Pi Sgr | 2.9000 | 6600.0 | 84 | 26195 | No |
| 34 | GOM_NL__2PRFIN20070305_030419_00000412056_00089_26195_7669.N1 | 05-MAR-2007 03:04:19 | Dark | 41.000 | 57 | 34Sig Sgr | 2.0660 | 26000. | 82 | 26195 | No |
| 35 | GOM_NL__2PRFIN20070305_030730_00000482056_00089_26195_7670.N1 | 05-MAR-2007 03:07:30 | Dark | 47.500 | 38 | 20Eps Sgr | 1.8360 | 11000. | 95 | 26195 | No |
| 36 | GOM_NL__2PRFIN20070305_031033_00000492056_00089_26195_7671.N1 | 05-MAR-2007 03:10:33 | Dark | 48.500 | 25 | 35Lam Sco | 1.6200 | 28000. | 97 | 26195 | No |
| 37 | GOM_NL__2PRFIN20070305_032036_00000442056_00090_26196_7704.N1 | 05-MAR-2007 03:20:36 | Dark | 43.500 | 4 | Alp1Cen | -0.010000 | 5800.0 | 87 | 26196 | No |
| 38 | GOM_NL__2PRFIN20070305_032154_00000422056_00090_26196_7705.N1 | 05-MAR-2007 03:21:54 | Dark | 42.000 | 10 | Bet Cen | 0.61000 | 28000. | 84 | 26196 | No |
| 39 | GOM_NL__2PRFIN20070305_032347_00000452056_00090_26196_7706.N1 | 05-MAR-2007 03:23:47 | Dark | 45.000 | 77 | Eps Cen | 2.3030 | 28000. | 90 | 26196 | No |
| 40 | GOM_NL__2PRFIN20070305_032526_00000532056_00090_26196_7707.N1 | 05-MAR-2007 03:25:26 | Dark | 53.000 | 26 | Gam Cru | 1.6240 | 2900.0 | 106 | 26196 | No |
| 41 | GOM_NL__2PRFIN20070305_032656_00000432056_00090_26196_7708.N1 | 05-MAR-2007 03:26:56 | Dark | 43.000 | 64 | Gam Cen | 2.2000 | 10600. | 86 | 26196 | No |
| 42 | GOM_NL__2PRFIN20070305_034808_00000422056_00090_26196_7709.N1 | 05-MAR-2007 03:48:08 | Bright | 41.500 | 22 | 32Alp Leo | 1.3600 | 15200. | 83 | 26196 | No |

| | | | | | | | | | | | |
|-----|--|----------------------|--------|--------|-----|-----------|-----------|--------|-----|-------|----|
| 43 | GOM_NL__2PRFIN20070305_035039_000000412056_00090_26196_7710.N1 | 05-MAR-2007 03:50:39 | Bright | 41.000 | 51 | 41Gam1Leo | 2.0100 | 4500.0 | 82 | 26196 | No |
| 44 | GOM_NL__2PRFIN20070305_035917_000000532056_00090_26196_7711.N1 | 05-MAR-2007 03:59:17 | Bright | 53.000 | 174 | 52Psi UMa | 3.0040 | 4400.0 | 106 | 26196 | No |
| 45 | GOM_NL__2PRFIN20070305_040210_000000392056_00090_26196_7712.N1 | 05-MAR-2007 04:02:10 | Bright | 39.000 | 82 | 48Bet UMa | 2.3650 | 10600. | 78 | 26196 | No |
| 46 | GOM_NL__2PRFIN20070305_040333_000000412056_00090_26196_7713.N1 | 05-MAR-2007 04:03:33 | Bright | 40.500 | 36 | 50Alp UMa | 1.8000 | 6300.0 | 81 | 26196 | No |
| 47 | GOM_NL__2PRFIN20070305_041045_000000402056_00090_26196_7714.N1 | 05-MAR-2007 04:10:45 | Bright | 39.500 | 60 | 7Bet UMi | 2.0810 | 3950.0 | 79 | 26196 | No |
| 48 | GOM_NL__2PRFIN20070305_042036_000000462056_00090_26196_7715.N1 | 05-MAR-2007 04:20:36 | Bright | 45.500 | 69 | 33Gam Dra | 2.2310 | 3800.0 | 91 | 26196 | No |
| 49 | GOM_NL__2PRFIN20070305_042307_000000352056_00090_26196_7716.N1 | 05-MAR-2007 04:23:07 | Bright | 35.000 | 144 | 18Del Cyg | 2.8600 | 11000. | 70 | 26196 | No |
| 50 | GOM_NL__2PRFIN20070305_042515_000000472056_00090_26196_7717.N1 | 05-MAR-2007 04:25:15 | Bright | 46.500 | 5 | 3Alp Lyr | 0.033000 | 11000. | 93 | 26196 | No |
| 51 | GOM_NL__2PRFIN20070305_043307_000000422056_00090_26196_7718.N1 | 05-MAR-2007 04:33:07 | Bright | 42.000 | 168 | 17Zet Aql | 2.9860 | 11000. | 84 | 26196 | No |
| 52 | GOM_NL__2PRFIN20070305_044303_000000422056_00090_26196_7719.N1 | 05-MAR-2007 04:43:03 | Dark | 42.000 | 155 | 41Pi Sgr | 2.9000 | 6600.0 | 84 | 26196 | No |
| 53 | GOM_NL__2PRFIN20070305_044455_000000462056_00090_26196_7720.N1 | 05-MAR-2007 04:44:55 | Dark | 45.500 | 57 | 34Sig Sgr | 2.0660 | 26000. | 91 | 26196 | No |
| 54 | GOM_NL__2PRFIN20070305_044807_000000462056_00090_26196_7721.N1 | 05-MAR-2007 04:48:07 | Dark | 45.500 | 38 | 20Eps Sgr | 1.8360 | 11000. | 91 | 26196 | No |
| 55 | GOM_NL__2PRFIN20070305_045110_000000452056_00090_26196_7722.N1 | 05-MAR-2007 04:51:10 | Dark | 45.000 | 25 | 35Lam Sco | 1.6200 | 28000. | 90 | 26196 | No |
| 56 | GOM_NL__2PRFIN20070305_064149_000000572056_00092_26198_7737.N1 | 05-MAR-2007 06:41:49 | Dark | 56.500 | 4 | Alp1Cen | -0.010000 | 5800.0 | 113 | 26198 | No |
| 57 | GOM_NL__2PRFIN20070305_064307_000000532056_00092_26198_7738.N1 | 05-MAR-2007 06:43:07 | Dark | 52.500 | 10 | Bet Cen | 0.61000 | 28000. | 105 | 26198 | No |
| 58 | GOM_NL__2PRFIN20070305_064500_000000432056_00092_26198_7739.N1 | 05-MAR-2007 06:45:00 | Dark | 42.500 | 77 | Eps Cen | 2.3030 | 28000. | 85 | 26198 | No |
| 59 | GOM_NL__2PRFIN20070305_064639_000000472056_00092_26198_7740.N1 | 05-MAR-2007 06:46:39 | Dark | 46.500 | 26 | Gam Cru | 1.6240 | 2900.0 | 93 | 26198 | No |
| 60 | GOM_NL__2PRFIN20070305_064809_000000432056_00092_26198_7741.N1 | 05-MAR-2007 06:48:09 | Dark | 42.500 | 64 | Gam Cen | 2.2000 | 10600. | 85 | 26198 | No |
| 61 | GOM_NL__2PRFIN20070305_070920_000000412056_00092_26198_7742.N1 | 05-MAR-2007 07:09:20 | Bright | 40.500 | 22 | 32Alp Leo | 1.3600 | 15200. | 81 | 26198 | No |
| 62 | GOM_NL__2PRFIN20070305_071150_000000422056_00092_26198_7743.N1 | 05-MAR-2007 07:11:50 | Bright | 42.000 | 51 | 41Gam1Leo | 2.0100 | 4500.0 | 84 | 26198 | No |
| 63 | GOM_NL__2PRFIN20070305_072028_000000422056_00092_26198_7744.N1 | 05-MAR-2007 07:20:28 | Bright | 42.000 | 174 | 52Psi UMa | 3.0040 | 4400.0 | 84 | 26198 | No |
| 64 | GOM_NL__2PRFIN20070305_072321_000000382056_00092_26198_7745.N1 | 05-MAR-2007 07:23:21 | Bright | 38.000 | 82 | 48Bet UMa | 2.3650 | 10600. | 76 | 26198 | No |
| 65 | GOM_NL__2PRFIN20070305_072444_000000412056_00092_26198_7746.N1 | 05-MAR-2007 07:24:44 | Bright | 40.500 | 36 | 50Alp UMa | 1.8000 | 6300.0 | 81 | 26198 | No |
| 66 | GOM_NL__2PRFIN20070305_073157_000000412056_00092_26198_7747.N1 | 05-MAR-2007 07:31:57 | Bright | 41.000 | 60 | 7Bet UMi | 2.0810 | 3950.0 | 82 | 26198 | No |
| 67 | GOM_NL__2PRFIN20070305_074147_000000472056_00092_26198_7748.N1 | 05-MAR-2007 07:41:47 | Bright | 46.500 | 69 | 33Gam Dra | 2.2310 | 3800.0 | 93 | 26198 | No |
| 68 | GOM_NL__2PRFIN20070305_074419_000000362056_00092_26198_7749.N1 | 05-MAR-2007 07:44:19 | Bright | 35.500 | 144 | 18Del Cyg | 2.8600 | 11000. | 71 | 26198 | No |
| 69 | GOM_NL__2PRFIN20070305_074627_000000442056_00092_26198_7750.N1 | 05-MAR-2007 07:46:27 | Bright | 44.000 | 5 | 3Alp Lyr | 0.033000 | 11000. | 88 | 26198 | No |
| 70 | GOM_NL__2PRFIN20070305_075420_000000402056_00092_26198_7751.N1 | 05-MAR-2007 07:54:20 | Bright | 40.000 | 168 | 17Zet Aql | 2.9860 | 11000. | 80 | 26198 | No |
| 71 | GOM_NL__2PRFIN20070305_080416_000000412056_00092_26198_7752.N1 | 05-MAR-2007 08:04:16 | Dark | 41.000 | 155 | 41Pi Sgr | 2.9000 | 6600.0 | 82 | 26198 | No |
| 72 | GOM_NL__2PRFIN20070305_080608_000000422056_00092_26198_7753.N1 | 05-MAR-2007 08:06:08 | Dark | 41.500 | 57 | 34Sig Sgr | 2.0660 | 26000. | 83 | 26198 | No |
| 73 | GOM_NL__2PRFIN20070305_080920_000000442056_00092_26198_7754.N1 | 05-MAR-2007 08:09:20 | Dark | 43.500 | 38 | 20Eps Sgr | 1.8360 | 11000. | 87 | 26198 | No |
| 74 | GOM_NL__2PRFIN20070305_081223_000000472056_00092_26198_7755.N1 | 05-MAR-2007 08:12:23 | Dark | 47.000 | 25 | 35Lam Sco | 1.6200 | 28000. | 94 | 26198 | No |
| 75 | GOM_NL__2PRFIN20070305_082226_000000562056_00093_26199_7848.N1 | 05-MAR-2007 08:22:26 | Dark | 56.000 | 4 | Alp1Cen | -0.010000 | 5800.0 | 112 | 26199 | No |
| 76 | GOM_NL__2PRFIN20070305_082344_000000422056_00093_26199_7849.N1 | 05-MAR-2007 08:23:44 | Dark | 41.500 | 10 | Bet Cen | 0.61000 | 28000. | 83 | 26199 | No |
| 77 | GOM_NL__2PRFIN20070305_082537_000000422056_00093_26199_7850.N1 | 05-MAR-2007 08:25:37 | Dark | 42.000 | 77 | Eps Cen | 2.3030 | 28000. | 84 | 26199 | No |
| 78 | GOM_NL__2PRFIN20070305_082715_000000482056_00093_26199_7851.N1 | 05-MAR-2007 08:27:15 | Dark | 48.000 | 26 | Gam Cru | 1.6240 | 2900.0 | 96 | 26199 | No |
| 79 | GOM_NL__2PRFIN20070305_082846_000000432056_00093_26199_7852.N1 | 05-MAR-2007 08:28:46 | Dark | 42.500 | 64 | Gam Cen | 2.2000 | 10600. | 85 | 26199 | No |
| 80 | GOM_NL__2PRFIN20070305_084955_000000412056_00093_26199_7853.N1 | 05-MAR-2007 08:49:55 | Bright | 40.500 | 22 | 32Alp Leo | 1.3600 | 15200. | 81 | 26199 | No |
| 81 | GOM_NL__2PRFIN20070305_085226_000000422056_00093_26199_7854.N1 | 05-MAR-2007 08:52:26 | Bright | 41.500 | 51 | 41Gam1Leo | 2.0100 | 4500.0 | 83 | 26199 | No |
| 82 | GOM_NL__2PRFIN20070305_090103_000000422056_00093_26199_7855.N1 | 05-MAR-2007 09:01:03 | Bright | 42.000 | 174 | 52Psi UMa | 3.0040 | 4400.0 | 84 | 26199 | No |
| 83 | GOM_NL__2PRFIN20070305_090357_000000382056_00093_26199_7856.N1 | 05-MAR-2007 09:03:57 | Bright | 37.500 | 82 | 48Bet UMa | 2.3650 | 10600. | 75 | 26199 | No |
| 84 | GOM_NL__2PRFIN20070305_090520_000000412056_00093_26199_7857.N1 | 05-MAR-2007 09:05:20 | Bright | 40.500 | 36 | 50Alp UMa | 1.8000 | 6300.0 | 81 | 26199 | No |
| 85 | GOM_NL__2PRFIN20070305_091232_000000402056_00093_26199_7858.N1 | 05-MAR-2007 09:12:32 | Bright | 40.000 | 60 | 7Bet UMi | 2.0810 | 3950.0 | 80 | 26199 | No |
| 86 | GOM_NL__2PRFIN20070305_092223_000000462056_00093_26199_7859.N1 | 05-MAR-2007 09:22:23 | Bright | 45.500 | 69 | 33Gam Dra | 2.2310 | 3800.0 | 91 | 26199 | No |
| 87 | GOM_NL__2PRFIN20070305_092455_000000362056_00093_26199_7860.N1 | 05-MAR-2007 09:24:55 | Bright | 36.000 | 144 | 18Del Cyg | 2.8600 | 11000. | 72 | 26199 | No |
| 88 | GOM_NL__2PRFIN20070305_092703_000000452056_00093_26199_7861.N1 | 05-MAR-2007 09:27:03 | Bright | 45.000 | 5 | 3Alp Lyr | 0.033000 | 11000. | 90 | 26199 | No |
| 89 | GOM_NL__2PRFIN20070305_093456_000000412056_00093_26199_7862.N1 | 05-MAR-2007 09:34:56 | Bright | 40.500 | 168 | 17Zet Aql | 2.9860 | 11000. | 81 | 26199 | No |
| 90 | GOM_NL__2PRFIN20070305_094452_000000432056_00093_26199_7863.N1 | 05-MAR-2007 09:44:52 | Dark | 43.000 | 155 | 41Pi Sgr | 2.9000 | 6600.0 | 86 | 26199 | No |
| 91 | GOM_NL__2PRFIN20070305_094645_000000432056_00093_26199_7864.N1 | 05-MAR-2007 09:46:45 | Dark | 43.000 | 57 | 34Sig Sgr | 2.0660 | 26000. | 86 | 26199 | No |
| 92 | GOM_NL__2PRFIN20070305_094957_000000452056_00093_26199_7865.N1 | 05-MAR-2007 09:49:57 | Dark | 45.000 | 38 | 20Eps Sgr | 1.8360 | 11000. | 90 | 26199 | No |
| 93 | GOM_NL__2PRFIN20070305_095300_000000452056_00093_26199_7866.N1 | 05-MAR-2007 09:53:00 | Dark | 45.000 | 25 | 35Lam Sco | 1.6200 | 28000. | 90 | 26199 | No |
| 94 | GOM_NL__2PRFIN20070305_100302_000000552056_00094_26200_7886.N1 | 05-MAR-2007 10:03:02 | Dark | 55.000 | 4 | Alp1Cen | -0.010000 | 5800.0 | 110 | 26200 | No |
| 95 | GOM_NL__2PRFIN20070305_100420_000000442056_00094_26200_7887.N1 | 05-MAR-2007 10:04:20 | Dark | 44.000 | 10 | Bet Cen | 0.61000 | 28000. | 88 | 26200 | No |
| 96 | GOM_NL__2PRFIN20070305_100613_000000432056_00094_26200_7888.N1 | 05-MAR-2007 10:06:13 | Dark | 43.000 | 77 | Eps Cen | 2.3030 | 28000. | 86 | 26200 | No |
| 97 | GOM_NL__2PRFIN20070305_100751_000000472056_00094_26200_7889.N1 | 05-MAR-2007 10:07:51 | Dark | 46.500 | 26 | Gam Cru | 1.6240 | 2900.0 | 93 | 26200 | No |
| 98 | GOM_NL__2PRFIN20070305_100922_000000422056_00094_26200_7890.N1 | 05-MAR-2007 10:09:22 | Dark | 42.000 | 64 | Gam Cen | 2.2000 | 10600. | 84 | 26200 | No |
| 99 | GOM_NL__2PRFIN20070305_103031_000000402056_00094_26200_7891.N1 | 05-MAR-2007 10:30:31 | Bright | 40.000 | 22 | 32Alp Leo | 1.3600 | 15200. | 80 | 26200 | No |
| 100 | GOM_NL__2PRFIN20070305_103302_000000422056_00094_26200_7892.N1 | 05-MAR-2007 10:33:02 | Bright | 41.500 | 51 | 41Gam1Leo | 2.0100 | 4500.0 | 83 | 26200 | No |
| 101 | GOM_NL__2PRFIN20070305_104138_000000442056_00094_26200_7893.N1 | 05-MAR-2007 10:41:38 | Bright | 44.000 | 174 | 52Psi UMa | 3.0040 | 4400.0 | 88 | 26200 | No |

| | | | | | | | | | | | |
|-----|--|----------------------|--------|--------|-----|-----------|-----------|--------|-----|-------|----|
| 102 | GOM_NL__2PRFIN20070305_104432_000000402056_00094_26200_7894.N1 | 05-MAR-2007 10:44:32 | Bright | 39.500 | 82 | 48Bet UMa | 2.3650 | 10600. | 79 | 26200 | No |
| 103 | GOM_NL__2PRFIN20070305_104555_000000412056_00094_26200_7895.N1 | 05-MAR-2007 10:45:55 | Bright | 41.000 | 36 | 50Alp UMa | 1.8000 | 6300.0 | 82 | 26200 | No |
| 104 | GOM_NL__2PRFIN20070305_105308_000000402056_00094_26200_7896.N1 | 05-MAR-2007 10:53:08 | Bright | 40.000 | 60 | 7Bet UMi | 2.0810 | 3950.0 | 80 | 26200 | No |
| 105 | GOM_NL__2PRFIN20070305_110259_000000412056_00094_26200_7897.N1 | 05-MAR-2007 11:02:59 | Bright | 40.500 | 69 | 33Gam Dra | 2.2310 | 3800.0 | 81 | 26200 | No |
| 106 | GOM_NL__2PRFIN20070305_110531_000000362056_00094_26200_7898.N1 | 05-MAR-2007 11:05:31 | Bright | 35.500 | 144 | 18Del Cyg | 2.8600 | 11000. | 71 | 26200 | No |
| 107 | GOM_NL__2PRFIN20070305_110738_000000442056_00094_26200_7899.N1 | 05-MAR-2007 11:07:38 | Bright | 44.000 | 5 | 3Alp Lyr | 0.033000 | 11000. | 88 | 26200 | No |
| 108 | GOM_NL__2PRFIN20070305_111532_000000422056_00094_26200_7900.N1 | 05-MAR-2007 11:15:32 | Bright | 42.000 | 168 | 17Zet Aql | 2.9860 | 11000. | 84 | 26200 | No |
| 109 | GOM_NL__2PRFIN20070305_112529_000000412056_00094_26200_7901.N1 | 05-MAR-2007 11:25:29 | Dark | 41.000 | 155 | 41Pi Sgr | 2.9000 | 6600.0 | 82 | 26200 | No |
| 110 | GOM_NL__2PRFIN20070305_112721_000000442056_00094_26200_7902.N1 | 05-MAR-2007 11:27:21 | Dark | 44.000 | 57 | 34Sig Sgr | 2.0660 | 26000. | 88 | 26200 | No |
| 111 | GOM_NL__2PRFIN20070305_113033_000000432056_00094_26200_7903.N1 | 05-MAR-2007 11:30:33 | Dark | 43.000 | 38 | 20Eps Sgr | 1.8360 | 11000. | 86 | 26200 | No |
| 112 | GOM_NL__2PRFIN20070305_113337_000000462056_00094_26200_7904.N1 | 05-MAR-2007 11:33:37 | Dark | 46.000 | 25 | 35Lam Sco | 1.6200 | 28000. | 92 | 26200 | No |
| 113 | GOM_NL__2PRFIN20070305_114338_000000432056_00095_26201_7897.N1 | 05-MAR-2007 11:43:38 | Dark | 43.000 | 4 | Alp1Cen | -0.010000 | 5800.0 | 86 | 26201 | No |
| 114 | GOM_NL__2PRFIN20070305_114457_000000412056_00095_26201_7898.N1 | 05-MAR-2007 11:44:57 | Dark | 41.000 | 10 | Bet Cen | 0.61000 | 28000. | 82 | 26201 | No |
| 115 | GOM_NL__2PRFIN20070305_114650_000000422056_00095_26201_7899.N1 | 05-MAR-2007 11:46:50 | Dark | 41.500 | 77 | Eps Cen | 2.3030 | 28000. | 83 | 26201 | No |
| 116 | GOM_NL__2PRFIN20070305_114828_000000412056_00095_26201_7900.N1 | 05-MAR-2007 11:48:28 | Dark | 41.000 | 26 | Gam Cru | 1.6240 | 2900.0 | 82 | 26201 | No |
| 117 | GOM_NL__2PRFIN20070305_114958_000000422056_00095_26201_7901.N1 | 05-MAR-2007 11:49:58 | Dark | 41.500 | 64 | Gam Cen | 2.2000 | 10600. | 83 | 26201 | No |
| 118 | GOM_NL__2PRFIN20070305_121107_000000412056_00095_26201_7902.N1 | 05-MAR-2007 12:11:07 | Bright | 41.000 | 22 | 32Alp Leo | 1.3600 | 15200. | 82 | 26201 | No |
| 119 | GOM_NL__2PRFIN20070305_121337_000000412056_00095_26201_7903.N1 | 05-MAR-2007 12:13:37 | Bright | 40.500 | 51 | 41Gam1Leo | 2.0100 | 4500.0 | 81 | 26201 | No |
| 120 | GOM_NL__2PRFIN20070305_122214_000000432056_00095_26201_7904.N1 | 05-MAR-2007 12:22:14 | Bright | 43.000 | 174 | 52Psi UMa | 3.0040 | 4400.0 | 86 | 26201 | No |
| 121 | GOM_NL__2PRFIN20070305_122507_000000412056_00095_26201_7905.N1 | 05-MAR-2007 12:25:07 | Bright | 40.500 | 82 | 48Bet UMa | 2.3650 | 10600. | 81 | 26201 | No |
| 122 | GOM_NL__2PRFIN20070305_122631_000000412056_00095_26201_7906.N1 | 05-MAR-2007 12:26:31 | Bright | 40.500 | 36 | 50Alp UMa | 1.8000 | 6300.0 | 81 | 26201 | No |
| 123 | GOM_NL__2PRFIN20070305_123343_000000402056_00095_26201_7907.N1 | 05-MAR-2007 12:33:43 | Bright | 39.500 | 60 | 7Bet UMi | 2.0810 | 3950.0 | 79 | 26201 | No |
| 124 | GOM_NL__2PRFIN20070305_124334_000000472056_00095_26201_7908.N1 | 05-MAR-2007 12:43:34 | Bright | 46.500 | 69 | 33Gam Dra | 2.2310 | 3800.0 | 93 | 26201 | No |
| 125 | GOM_NL__2PRFIN20070305_124607_000000362056_00095_26201_7909.N1 | 05-MAR-2007 12:46:07 | Bright | 36.000 | 144 | 18Del Cyg | 2.8600 | 11000. | 72 | 26201 | No |
| 126 | GOM_NL__2PRFIN20070305_124814_000000462056_00095_26201_7910.N1 | 05-MAR-2007 12:48:14 | Bright | 45.500 | 5 | 3Alp Lyr | 0.033000 | 11000. | 91 | 26201 | No |
| 127 | GOM_NL__2PRFIN20070305_125609_000000412056_00095_26201_7911.N1 | 05-MAR-2007 12:56:09 | Bright | 41.000 | 168 | 17Zet Aql | 2.9860 | 11000. | 82 | 26201 | No |
| 128 | GOM_NL__2PRFIN20070305_130605_000000422056_00095_26201_7912.N1 | 05-MAR-2007 13:06:05 | Dark | 41.500 | 155 | 41Pi Sgr | 2.9000 | 6600.0 | 83 | 26201 | No |
| 129 | GOM_NL__2PRFIN20070305_130758_000000442056_00095_26201_7913.N1 | 05-MAR-2007 13:07:58 | Dark | 44.000 | 57 | 34Sig Sgr | 2.0660 | 26000. | 88 | 26201 | No |
| 130 | GOM_NL__2PRFIN20070305_131110_000000442056_00095_26201_7914.N1 | 05-MAR-2007 13:11:10 | Dark | 43.500 | 38 | 20Eps Sgr | 1.8360 | 11000. | 87 | 26201 | No |
| 131 | GOM_NL__2PRFIN20070305_131414_000000452056_00095_26201_7915.N1 | 05-MAR-2007 13:14:14 | Dark | 45.000 | 25 | 35Lam Sco | 1.6200 | 28000. | 90 | 26201 | No |
| 132 | GOM_NL__2PRFIN20070305_132415_000000432056_00096_26202_8005.N1 | 05-MAR-2007 13:24:15 | Dark | 42.500 | 4 | Alp1Cen | -0.010000 | 5800.0 | 85 | 26202 | No |
| 133 | GOM_NL__2PRFIN20070305_132533_000000452056_00096_26202_8006.N1 | 05-MAR-2007 13:25:33 | Dark | 45.000 | 10 | Bet Cen | 0.61000 | 28000. | 90 | 26202 | No |
| 134 | GOM_NL__2PRFIN20070305_132726_000000422056_00096_26202_8007.N1 | 05-MAR-2007 13:27:26 | Dark | 42.000 | 77 | Eps Cen | 2.3030 | 28000. | 84 | 26202 | No |
| 135 | GOM_NL__2PRFIN20070305_132904_000000512056_00096_26202_8008.N1 | 05-MAR-2007 13:29:04 | Dark | 50.500 | 26 | Gam Cru | 1.6240 | 2900.0 | 101 | 26202 | No |
| 136 | GOM_NL__2PRFIN20070305_133035_000000432056_00096_26202_8009.N1 | 05-MAR-2007 13:30:35 | Dark | 42.500 | 64 | Gam Cen | 2.2000 | 10600. | 85 | 26202 | No |
| 137 | GOM_NL__2PRFIN20070305_135143_000000412056_00096_26202_8010.N1 | 05-MAR-2007 13:51:43 | Bright | 41.000 | 22 | 32Alp Leo | 1.3600 | 15200. | 82 | 26202 | No |
| 138 | GOM_NL__2PRFIN20070305_135413_000000422056_00096_26202_8011.N1 | 05-MAR-2007 13:54:13 | Bright | 42.000 | 51 | 41Gam1Leo | 2.0100 | 4500.0 | 84 | 26202 | No |
| 139 | GOM_NL__2PRFIN20070305_140249_000000432056_00096_26202_8012.N1 | 05-MAR-2007 14:02:49 | Bright | 43.000 | 174 | 52Psi UMa | 3.0040 | 4400.0 | 86 | 26202 | No |
| 140 | GOM_NL__2PRFIN20070305_140543_000000402056_00096_26202_8013.N1 | 05-MAR-2007 14:05:43 | Bright | 39.500 | 82 | 48Bet UMa | 2.3650 | 10600. | 79 | 26202 | No |
| 141 | GOM_NL__2PRFIN20070305_140706_000000412056_00096_26202_8014.N1 | 05-MAR-2007 14:07:06 | Bright | 41.000 | 36 | 50Alp UMa | 1.8000 | 6300.0 | 82 | 26202 | No |
| 142 | GOM_NL__2PRFIN20070305_141419_000000382056_00096_26202_8015.N1 | 05-MAR-2007 14:14:19 | Bright | 37.500 | 60 | 7Bet UMi | 2.0810 | 3950.0 | 75 | 26202 | No |
| 143 | GOM_NL__2PRFIN20070305_142410_000000462056_00096_26202_8016.N1 | 05-MAR-2007 14:24:10 | Bright | 45.500 | 69 | 33Gam Dra | 2.2310 | 3800.0 | 91 | 26202 | No |
| 144 | GOM_NL__2PRFIN20070305_142643_000000362056_00096_26202_8017.N1 | 05-MAR-2007 14:26:43 | Bright | 36.000 | 144 | 18Del Cyg | 2.8600 | 11000. | 72 | 26202 | No |
| 145 | GOM_NL__2PRFIN20070305_142850_000000462056_00096_26202_8018.N1 | 05-MAR-2007 14:28:50 | Bright | 45.500 | 5 | 3Alp Lyr | 0.033000 | 11000. | 91 | 26202 | No |
| 146 | GOM_NL__2PRFIN20070305_143645_000000432056_00096_26202_8019.N1 | 05-MAR-2007 14:36:45 | Bright | 42.500 | 168 | 17Zet Aql | 2.9860 | 11000. | 85 | 26202 | No |
| 147 | GOM_NL__2PRFIN20070305_144642_000000432056_00096_26202_8020.N1 | 05-MAR-2007 14:46:42 | Dark | 42.500 | 155 | 41Pi Sgr | 2.9000 | 6600.0 | 85 | 26202 | No |
| 148 | GOM_NL__2PRFIN20070305_144834_000000442056_00096_26202_8021.N1 | 05-MAR-2007 14:48:34 | Dark | 43.500 | 57 | 34Sig Sgr | 2.0660 | 26000. | 87 | 26202 | No |
| 149 | GOM_NL__2PRFIN20070305_145147_000000442056_00096_26202_8022.N1 | 05-MAR-2007 14:51:47 | Dark | 43.500 | 38 | 20Eps Sgr | 1.8360 | 11000. | 87 | 26202 | No |
| 150 | GOM_NL__2PRFIN20070305_145451_000000462056_00096_26202_8023.N1 | 05-MAR-2007 14:54:51 | Dark | 45.500 | 25 | 35Lam Sco | 1.6200 | 28000. | 91 | 26202 | No |
| 151 | GOM_NL__2PRFIN20070305_150451_000000532056_00097_26203_8032.N1 | 05-MAR-2007 15:04:51 | Dark | 52.500 | 4 | Alp1Cen | -0.010000 | 5800.0 | 105 | 26203 | No |
| 152 | GOM_NL__2PRFIN20070305_150610_000000522056_00097_26203_8033.N1 | 05-MAR-2007 15:06:10 | Dark | 51.500 | 10 | Bet Cen | 0.61000 | 28000. | 103 | 26203 | No |
| 153 | GOM_NL__2PRFIN20070305_150803_000000432056_00097_26203_8034.N1 | 05-MAR-2007 15:08:03 | Dark | 42.500 | 77 | Eps Cen | 2.3030 | 28000. | 85 | 26203 | No |
| 154 | GOM_NL__2PRFIN20070305_150940_000000462056_00097_26203_8035.N1 | 05-MAR-2007 15:09:40 | Dark | 46.000 | 26 | Gam Cru | 1.6240 | 2900.0 | 92 | 26203 | No |
| 155 | GOM_NL__2PRFIN20070305_151111_000000422056_00097_26203_8036.N1 | 05-MAR-2007 15:11:11 | Dark | 42.000 | 64 | Gam Cen | 2.2000 | 10600. | 84 | 26203 | No |
| 156 | GOM_NL__2PRFIN20070305_153219_000000402056_00097_26203_8037.N1 | 05-MAR-2007 15:32:19 | Bright | 40.000 | 22 | 32Alp Leo | 1.3600 | 15200. | 80 | 26203 | No |
| 157 | GOM_NL__2PRFIN20070305_153449_000000432056_00097_26203_8038.N1 | 05-MAR-2007 15:34:49 | Bright | 42.500 | 51 | 41Gam1Leo | 2.0100 | 4500.0 | 85 | 26203 | No |
| 158 | GOM_NL__2PRFIN20070305_154324_000000432056_00097_26203_8039.N1 | 05-MAR-2007 15:43:24 | Bright | 43.000 | 174 | 52Psi UMa | 3.0040 | 4400.0 | 86 | 26203 | No |
| 159 | GOM_NL__2PRFIN20070305_154619_000000412056_00097_26203_8040.N1 | 05-MAR-2007 15:46:19 | Bright | 40.500 | 82 | 48Bet UMa | 2.3650 | 10600. | 81 | 26203 | No |
| 160 | GOM_NL__2PRFIN20070305_154742_000000392056_00097_26203_8041.N1 | 05-MAR-2007 15:47:42 | Bright | 39.000 | 36 | 50Alp UMa | 1.8000 | 6300.0 | 78 | 26203 | No |

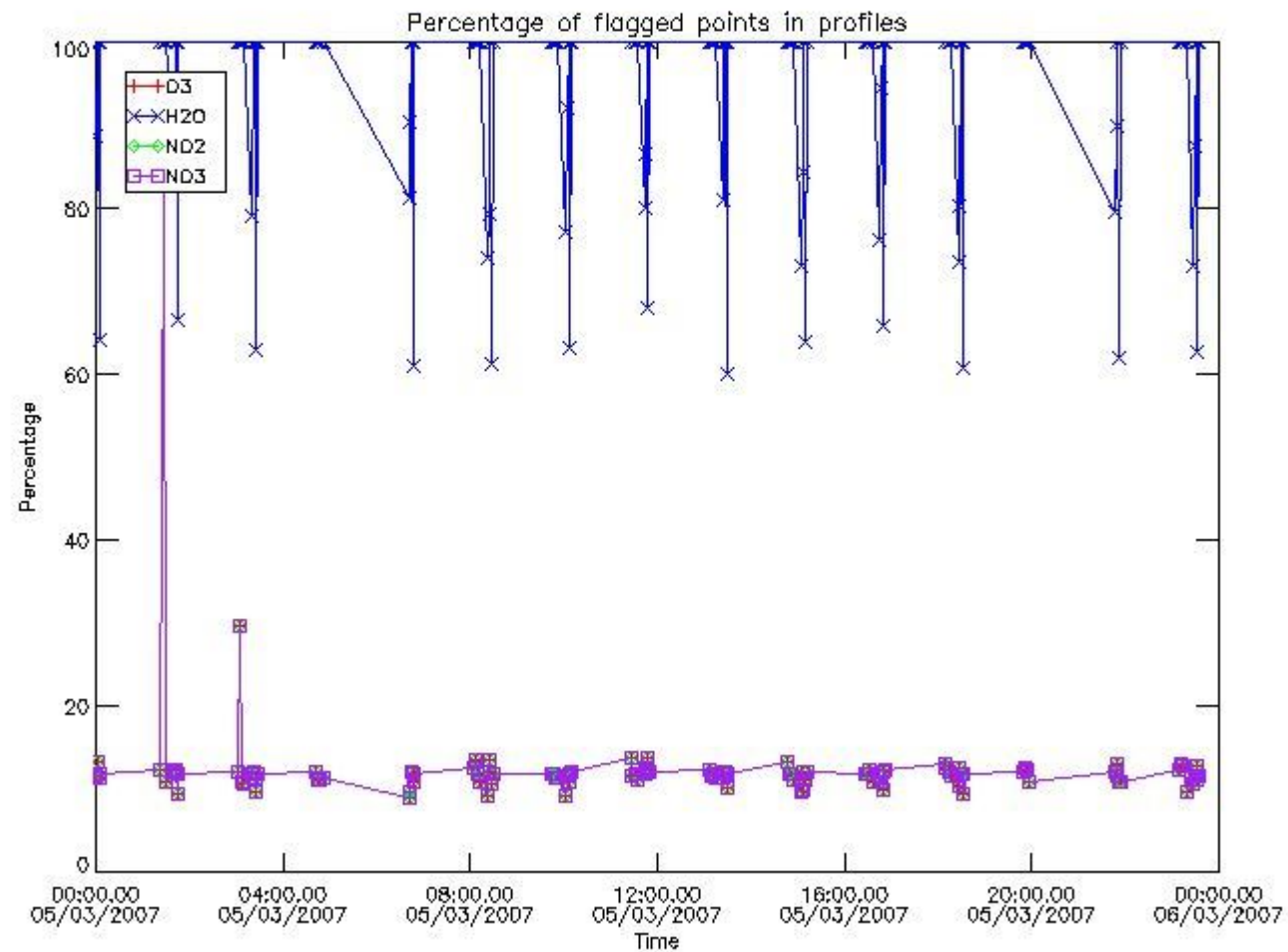
| | | | | | | | | | | | |
|-----|--|----------------------|--------|--------|-----|-----------|-----------|--------|-----|-------|----|
| 161 | GOM_NL__2PRFIN20070305_155454_000000392056_00097_26203_8042.N1 | 05-MAR-2007 15:54:54 | Bright | 39.000 | 60 | 7Bet UMi | 2.0810 | 3950.0 | 78 | 26203 | No |
| 162 | GOM_NL__2PRFIN20070305_160446_000000472056_00097_26203_8043.N1 | 05-MAR-2007 16:04:46 | Bright | 46.500 | 69 | 33Gam Dra | 2.2310 | 3800.0 | 93 | 26203 | No |
| 163 | GOM_NL__2PRFIN20070305_160719_000000362056_00097_26203_8044.N1 | 05-MAR-2007 16:07:19 | Bright | 36.000 | 144 | 18Del Cyg | 2.8600 | 11000. | 72 | 26203 | No |
| 164 | GOM_NL__2PRFIN20070305_160926_000000432056_00097_26203_8045.N1 | 05-MAR-2007 16:09:26 | Bright | 42.500 | 5 | 3Alp Lyr | 0.033000 | 11000. | 85 | 26203 | No |
| 165 | GOM_NL__2PRFIN20070305_161722_000000422056_00097_26203_8046.N1 | 05-MAR-2007 16:17:22 | Bright | 41.500 | 168 | 17Zet Aql | 2.9860 | 11000. | 83 | 26203 | No |
| 166 | GOM_NL__2PRFIN20070305_162718_000000432056_00097_26203_8047.N1 | 05-MAR-2007 16:27:18 | Dark | 43.000 | 155 | 41Pi Sgr | 2.9000 | 6600.0 | 86 | 26203 | No |
| 167 | GOM_NL__2PRFIN20070305_162911_000000432056_00097_26203_8048.N1 | 05-MAR-2007 16:29:11 | Dark | 43.000 | 57 | 34Sig Sgr | 2.0660 | 26000. | 86 | 26203 | No |
| 168 | GOM_NL__2PRFIN20070305_163223_000000422056_00097_26203_8049.N1 | 05-MAR-2007 16:32:23 | Dark | 41.500 | 38 | 20Eps Sgr | 1.8360 | 11000. | 83 | 26203 | No |
| 169 | GOM_NL__2PRFIN20070305_163528_000000472056_00097_26203_8050.N1 | 05-MAR-2007 16:35:28 | Dark | 46.500 | 25 | 35Lam Sco | 1.6200 | 28000. | 93 | 26203 | No |
| 170 | GOM_NL__2PRFIN20070305_164528_000000452056_00098_26204_8100.N1 | 05-MAR-2007 16:45:28 | Dark | 44.500 | 4 | Alp1Cen | -0.010000 | 5800.0 | 89 | 26204 | No |
| 171 | GOM_NL__2PRFIN20070305_164646_000000472056_00098_26204_8101.N1 | 05-MAR-2007 16:46:46 | Dark | 46.500 | 10 | Bet Cen | 0.61000 | 28000. | 93 | 26204 | No |
| 172 | GOM_NL__2PRFIN20070305_164840_000000432056_00098_26204_8102.N1 | 05-MAR-2007 16:48:40 | Dark | 42.500 | 77 | Eps Cen | 2.3030 | 28000. | 85 | 26204 | No |
| 173 | GOM_NL__2PRFIN20070305_165017_000000562056_00098_26204_8103.N1 | 05-MAR-2007 16:50:17 | Dark | 56.000 | 26 | Gam Cru | 1.6240 | 2900.0 | 112 | 26204 | No |
| 174 | GOM_NL__2PRFIN20070305_165148_000000412056_00098_26204_8104.N1 | 05-MAR-2007 16:51:48 | Dark | 41.000 | 64 | Gam Cen | 2.2000 | 10600. | 82 | 26204 | No |
| 175 | GOM_NL__2PRFIN20070305_171254_000000402056_00098_26204_8105.N1 | 05-MAR-2007 17:12:54 | Bright | 40.000 | 22 | 32Alp Leo | 1.3600 | 15200. | 80 | 26204 | No |
| 176 | GOM_NL__2PRFIN20070305_171524_000000422056_00098_26204_8106.N1 | 05-MAR-2007 17:15:24 | Bright | 41.500 | 51 | 41Gam1Leo | 2.0100 | 4500.0 | 83 | 26204 | No |
| 177 | GOM_NL__2PRFIN20070305_172400_000000432056_00098_26204_8107.N1 | 05-MAR-2007 17:24:00 | Bright | 43.000 | 174 | 52Psi UMa | 3.0040 | 4400.0 | 86 | 26204 | No |
| 178 | GOM_NL__2PRFIN20070305_172654_000000402056_00098_26204_8108.N1 | 05-MAR-2007 17:26:54 | Bright | 40.000 | 82 | 48Bet UMa | 2.3650 | 10600. | 80 | 26204 | No |
| 179 | GOM_NL__2PRFIN20070305_172817_000000412056_00098_26204_8109.N1 | 05-MAR-2007 17:28:17 | Bright | 41.000 | 36 | 50Alp UMa | 1.8000 | 6300.0 | 82 | 26204 | No |
| 180 | GOM_NL__2PRFIN20070305_173530_000000412056_00098_26204_8110.N1 | 05-MAR-2007 17:35:30 | Bright | 41.000 | 60 | 7Bet UMi | 2.0810 | 3950.0 | 82 | 26204 | No |
| 181 | GOM_NL__2PRFIN20070305_174521_000000452056_00098_26204_8111.N1 | 05-MAR-2007 17:45:21 | Bright | 45.000 | 69 | 33Gam Dra | 2.2310 | 3800.0 | 90 | 26204 | No |
| 182 | GOM_NL__2PRFIN20070305_174755_000000372056_00098_26204_8112.N1 | 05-MAR-2007 17:47:55 | Bright | 36.500 | 144 | 18Del Cyg | 2.8600 | 11000. | 73 | 26204 | No |
| 183 | GOM_NL__2PRFIN20070305_175002_000000462056_00098_26204_8113.N1 | 05-MAR-2007 17:50:02 | Bright | 46.000 | 5 | 3Alp Lyr | 0.033000 | 11000. | 92 | 26204 | No |
| 184 | GOM_NL__2PRFIN20070305_175758_000000412056_00098_26204_8114.N1 | 05-MAR-2007 17:57:58 | Bright | 41.000 | 168 | 17Zet Aql | 2.9860 | 11000. | 82 | 26204 | No |
| 185 | GOM_NL__2PRFIN20070305_180755_000000402056_00098_26204_8115.N1 | 05-MAR-2007 18:07:55 | Dark | 39.500 | 155 | 41Pi Sgr | 2.9000 | 6600.0 | 79 | 26204 | No |
| 186 | GOM_NL__2PRFIN20070305_180947_000000412056_00098_26204_8116.N1 | 05-MAR-2007 18:09:47 | Dark | 41.000 | 57 | 34Sig Sgr | 2.0660 | 26000. | 82 | 26204 | No |
| 187 | GOM_NL__2PRFIN20070305_181300_000000432056_00098_26204_8117.N1 | 05-MAR-2007 18:13:00 | Dark | 42.500 | 38 | 20Eps Sgr | 1.8360 | 11000. | 85 | 26204 | No |
| 188 | GOM_NL__2PRFIN20070305_181605_000000452056_00098_26204_8118.N1 | 05-MAR-2007 18:16:05 | Dark | 44.500 | 25 | 35Lam Sco | 1.6200 | 28000. | 89 | 26204 | No |
| 189 | GOM_NL__2PRFIN20070305_182605_000000502056_00099_26205_8140.N1 | 05-MAR-2007 18:26:05 | Dark | 49.500 | 4 | Alp1Cen | -0.010000 | 5800.0 | 99 | 26205 | No |
| 190 | GOM_NL__2PRFIN20070305_182723_000000412056_00099_26205_8141.N1 | 05-MAR-2007 18:27:23 | Dark | 41.000 | 10 | Bet Cen | 0.61000 | 28000. | 82 | 26205 | No |
| 191 | GOM_NL__2PRFIN20070305_182916_000000432056_00099_26205_8142.N1 | 05-MAR-2007 18:29:16 | Dark | 43.000 | 77 | Eps Cen | 2.3030 | 28000. | 86 | 26205 | No |
| 192 | GOM_NL__2PRFIN20070305_183053_000000542056_00099_26205_8143.N1 | 05-MAR-2007 18:30:53 | Dark | 54.000 | 26 | Gam Cru | 1.6240 | 2900.0 | 108 | 26205 | No |
| 193 | GOM_NL__2PRFIN20070305_183225_000000432056_00099_26205_8144.N1 | 05-MAR-2007 18:32:25 | Dark | 43.000 | 64 | Gam Cen | 2.2000 | 10600. | 86 | 26205 | No |
| 194 | GOM_NL__2PRFIN20070305_185330_000000402056_00099_26205_8145.N1 | 05-MAR-2007 18:53:30 | Bright | 39.500 | 22 | 32Alp Leo | 1.3600 | 15200. | 79 | 26205 | No |
| 195 | GOM_NL__2PRFIN20070305_185600_000000422056_00099_26205_8146.N1 | 05-MAR-2007 18:56:00 | Bright | 41.500 | 51 | 41Gam1Leo | 2.0100 | 4500.0 | 83 | 26205 | No |
| 196 | GOM_NL__2PRFIN20070305_190435_000000432056_00099_26205_8147.N1 | 05-MAR-2007 19:04:35 | Bright | 43.000 | 174 | 52Psi UMa | 3.0040 | 4400.0 | 86 | 26205 | No |
| 197 | GOM_NL__2PRFIN20070305_190730_000000402056_00099_26205_8148.N1 | 05-MAR-2007 19:07:30 | Bright | 40.000 | 82 | 48Bet UMa | 2.3650 | 10600. | 80 | 26205 | No |
| 198 | GOM_NL__2PRFIN20070305_190853_000000422056_00099_26205_8149.N1 | 05-MAR-2007 19:08:53 | Bright | 42.000 | 36 | 50Alp UMa | 1.8000 | 6300.0 | 84 | 26205 | No |
| 199 | GOM_NL__2PRFIN20070305_191606_000000412056_00099_26205_8150.N1 | 05-MAR-2007 19:16:06 | Bright | 41.000 | 60 | 7Bet UMi | 2.0810 | 3950.0 | 82 | 26205 | No |
| 200 | GOM_NL__2PRFIN20070305_192557_000000472056_00099_26205_8151.N1 | 05-MAR-2007 19:25:57 | Bright | 46.500 | 69 | 33Gam Dra | 2.2310 | 3800.0 | 93 | 26205 | No |
| 201 | GOM_NL__2PRFIN20070305_192831_000000352056_00099_26205_8152.N1 | 05-MAR-2007 19:28:31 | Bright | 34.500 | 144 | 18Del Cyg | 2.8600 | 11000. | 69 | 26205 | No |
| 202 | GOM_NL__2PRFIN20070305_193038_000000462056_00099_26205_8153.N1 | 05-MAR-2007 19:30:38 | Bright | 45.500 | 5 | 3Alp Lyr | 0.033000 | 11000. | 91 | 26205 | No |
| 203 | GOM_NL__2PRFIN20070305_193834_000000432056_00099_26205_8154.N1 | 05-MAR-2007 19:38:34 | Bright | 42.500 | 168 | 17Zet Aql | 2.9860 | 11000. | 85 | 26205 | No |
| 204 | GOM_NL__2PRFIN20070305_194831_000000432056_00099_26205_8155.N1 | 05-MAR-2007 19:48:31 | Dark | 42.500 | 155 | 41Pi Sgr | 2.9000 | 6600.0 | 85 | 26205 | No |
| 205 | GOM_NL__2PRFIN20070305_195024_000000412056_00099_26205_8156.N1 | 05-MAR-2007 19:50:24 | Dark | 40.500 | 57 | 34Sig Sgr | 2.0660 | 26000. | 81 | 26205 | No |
| 206 | GOM_NL__2PRFIN20070305_195337_000000422056_00099_26205_8157.N1 | 05-MAR-2007 19:53:37 | Dark | 41.500 | 38 | 20Eps Sgr | 1.8360 | 11000. | 83 | 26205 | No |
| 207 | GOM_NL__2PRFIN20070305_195641_000000472056_00099_26205_8158.N1 | 05-MAR-2007 19:56:41 | Dark | 46.500 | 25 | 35Lam Sco | 1.6200 | 28000. | 93 | 26205 | No |
| 208 | GOM_NL__2PRFIN20070305_214718_000000422056_00101_26207_8158.N1 | 05-MAR-2007 21:47:18 | Dark | 42.000 | 4 | Alp1Cen | -0.010000 | 5800.0 | 84 | 26207 | No |
| 209 | GOM_NL__2PRFIN20070305_214836_000000452056_00101_26207_8159.N1 | 05-MAR-2007 21:48:36 | Dark | 44.500 | 10 | Bet Cen | 0.61000 | 28000. | 89 | 26207 | No |
| 210 | GOM_NL__2PRFIN20070305_215029_000000432056_00101_26207_8160.N1 | 05-MAR-2007 21:50:29 | Dark | 43.000 | 77 | Eps Cen | 2.3030 | 28000. | 86 | 26207 | No |
| 211 | GOM_NL__2PRFIN20070305_215206_000000472056_00101_26207_8161.N1 | 05-MAR-2007 21:52:06 | Dark | 46.500 | 26 | Gam Cru | 1.6240 | 2900.0 | 93 | 26207 | No |
| 212 | GOM_NL__2PRFIN20070305_215337_000000472056_00101_26207_8162.N1 | 05-MAR-2007 21:53:37 | Dark | 46.500 | 64 | Gam Cen | 2.2000 | 10600. | 93 | 26207 | No |
| 213 | GOM_NL__2PRFIN20070305_221442_000000392056_00101_26207_8163.N1 | 05-MAR-2007 22:14:42 | Bright | 38.500 | 22 | 32Alp Leo | 1.3600 | 15200. | 77 | 26207 | No |
| 214 | GOM_NL__2PRFIN20070305_221712_000000402056_00101_26207_8164.N1 | 05-MAR-2007 22:17:12 | Bright | 40.000 | 51 | 41Gam1Leo | 2.0100 | 4500.0 | 80 | 26207 | No |
| 215 | GOM_NL__2PRFIN20070305_222546_000000412056_00101_26207_8165.N1 | 05-MAR-2007 22:25:46 | Bright | 41.000 | 174 | 52Psi UMa | 3.0040 | 4400.0 | 82 | 26207 | No |
| 216 | GOM_NL__2PRFIN20070305_222841_000000392056_00101_26207_8166.N1 | 05-MAR-2007 22:28:41 | Bright | 39.000 | 82 | 48Bet UMa | 2.3650 | 10600. | 78 | 26207 | No |
| 217 | GOM_NL__2PRFIN20070305_223004_000000412056_00101_26207_8167.N1 | 05-MAR-2007 22:30:04 | Bright | 40.500 | 36 | 50Alp UMa | 1.8000 | 6300.0 | 81 | 26207 | No |
| 218 | GOM_NL__2PRFIN20070305_223717_000000412056_00101_26207_8168.N1 | 05-MAR-2007 22:37:17 | Bright | 41.000 | 60 | 7Bet UMi | 2.0810 | 3950.0 | 82 | 26207 | No |
| 219 | GOM_NL__2PRFIN20070305_224708_000000452056_00101_26207_8169.N1 | 05-MAR-2007 22:47:08 | Bright | 44.500 | 69 | 33Gam Dra | 2.2310 | 3800.0 | 89 | 26207 | No |

| | | | | | | | | | | | |
|-----|--|----------------------|--------|--------|-----|-----------|-----------|--------|-----|-------|----|
| 220 | GOM_NL__2PRFIN20070305_224942_000000362056_00101_26207_8170.N1 | 05-MAR-2007 22:49:42 | Bright | 36.000 | 144 | 18Del Cyg | 2.8600 | 11000. | 72 | 26207 | No |
| 221 | GOM_NL__2PRFIN20070305_225150_000000422056_00101_26207_8171.N1 | 05-MAR-2007 22:51:50 | Bright | 42.000 | 5 | 3Alp Lyr | 0.033000 | 11000. | 84 | 26207 | No |
| 222 | GOM_NL__2PRFIN20070305_225947_000000412056_00101_26207_8172.N1 | 05-MAR-2007 22:59:47 | Bright | 40.500 | 168 | 17Zet Aql | 2.9860 | 11000. | 81 | 26207 | No |
| 223 | GOM_NL__2PRFIN20070305_230944_000000422056_00101_26207_8173.N1 | 05-MAR-2007 23:09:44 | Dark | 41.500 | 155 | 41Pi Sgr | 2.9000 | 6600.0 | 83 | 26207 | No |
| 224 | GOM_NL__2PRFIN20070305_231137_000000402056_00101_26207_8174.N1 | 05-MAR-2007 23:11:37 | Dark | 39.500 | 57 | 34Sig Sgr | 2.0660 | 26000. | 79 | 26207 | No |
| 225 | GOM_NL__2PRFIN20070305_231450_000000482056_00101_26207_8175.N1 | 05-MAR-2007 23:14:50 | Dark | 48.000 | 38 | 20Eps Sgr | 1.8360 | 11000. | 96 | 26207 | No |
| 226 | GOM_NL__2PRFIN20070305_231755_000000532056_00101_26207_8176.N1 | 05-MAR-2007 23:17:55 | Dark | 53.000 | 25 | 35Lam Sco | 1.6200 | 28000. | 106 | 26207 | No |
| 227 | GOM_NL__2PRFIN20070305_232754_000000492056_00102_26208_8234.N1 | 05-MAR-2007 23:27:54 | Dark | 48.500 | 4 | Alp1Cen | -0.010000 | 5800.0 | 97 | 26208 | No |
| 228 | GOM_NL__2PRFIN20070305_232912_000000452056_00102_26208_8235.N1 | 05-MAR-2007 23:29:12 | Dark | 44.500 | 10 | Bet Cen | 0.61000 | 28000. | 89 | 26208 | No |
| 229 | GOM_NL__2PRFIN20070305_233106_000000442056_00102_26208_8236.N1 | 05-MAR-2007 23:31:06 | Dark | 44.000 | 77 | Eps Cen | 2.3030 | 28000. | 88 | 26208 | No |
| 230 | GOM_NL__2PRFIN20070305_233242_000000462056_00102_26208_8237.N1 | 05-MAR-2007 23:32:42 | Dark | 46.000 | 26 | Gam Cru | 1.6240 | 2900.0 | 92 | 26208 | No |
| 231 | GOM_NL__2PRFIN20070305_233414_000000452056_00102_26208_8238.N1 | 05-MAR-2007 23:34:14 | Dark | 44.500 | 64 | Gam Cen | 2.2000 | 10600. | 89 | 26208 | No |
| 232 | GOM_NL__2PRFIN20070305_235518_000000402056_00102_26208_8239.N1 | 05-MAR-2007 23:55:18 | Bright | 40.000 | 22 | 32Alp Leo | 1.3600 | 15200. | 80 | 26208 | No |
| 233 | GOM_NL__2PRFIN20070305_235747_000000422056_00102_26208_8240.N1 | 05-MAR-2007 23:57:47 | Bright | 42.000 | 51 | 41Gam1Leo | 2.0100 | 4500.0 | 84 | 26208 | No |

3. Quality information per product

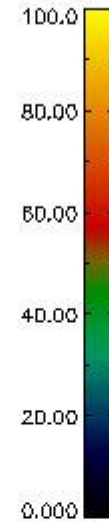
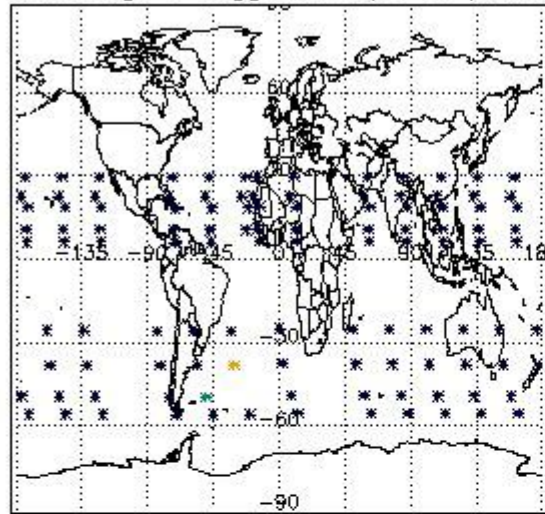
In this section it is plotted some information contained in the Quality Summary data set of the level 2 products. Only products in dark limb conditions and without errors (error flag in the MPH set to "0") are used.

3.1 Plot quality information per product (time dependant)

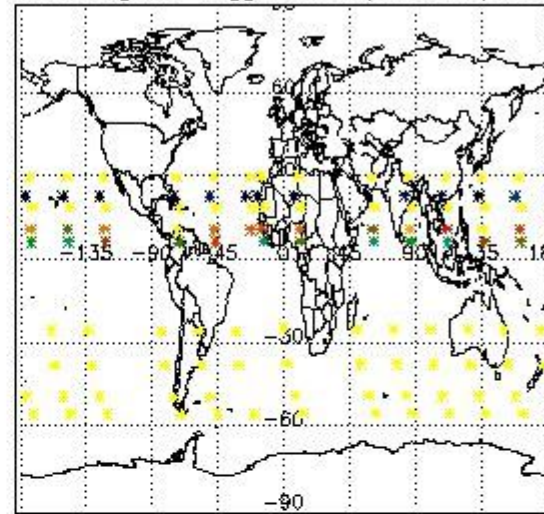


3.2 Plot quality information per product (world map)


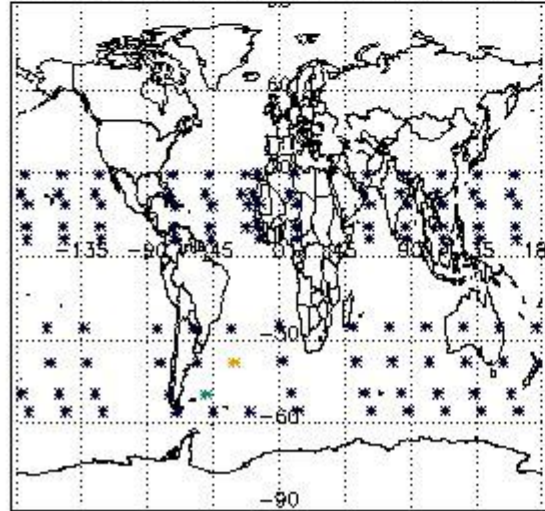
Percentage of flagged data per O3 profile



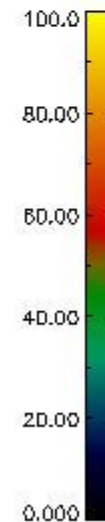
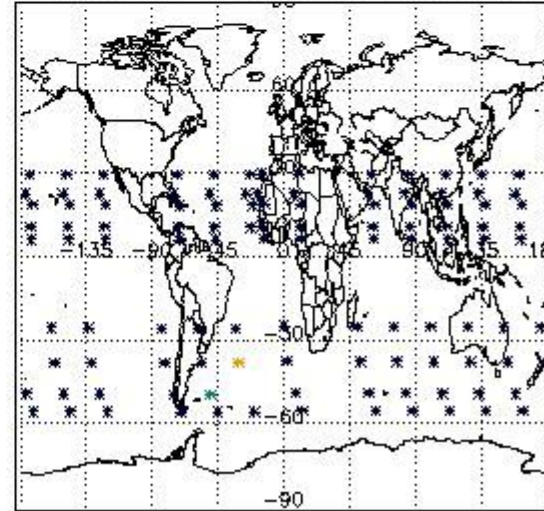
Percentage of flagged data per H2O profile



Percentage of flagged data per NO2 profile



Percentage of flagged data per NO3 profile

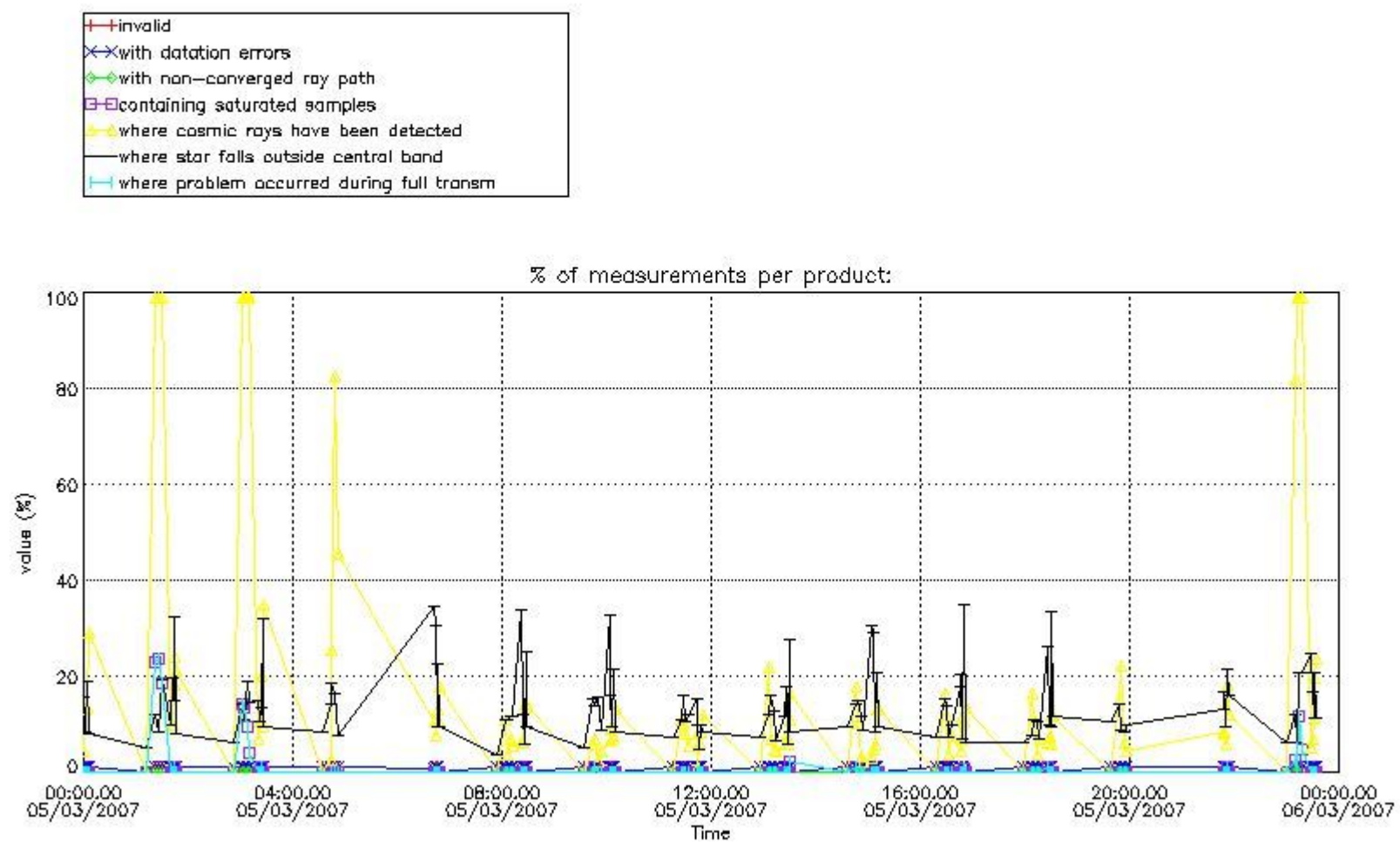


4. Level 1 quality information per product

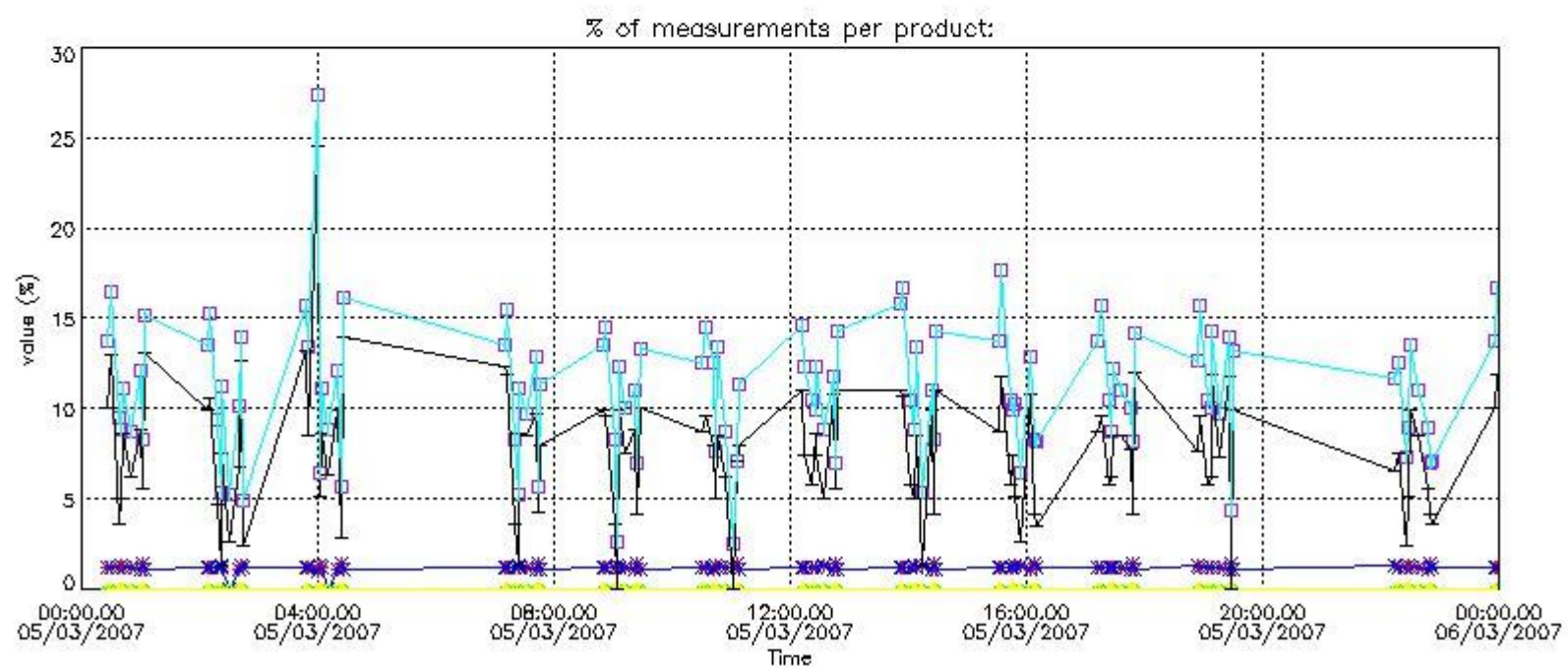
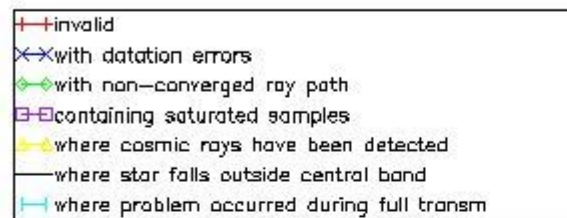
In this section it is plotted some information contained in the Quality Summary data set of the level 2 products that comes from the level 1b processing. Products without errors (error flag in the MPH set to "0") are used.

4.1 Plot quality information per product (time dependant) coming from level 1b processing

4.1.1 Plot level 1 quality information per product (time dependant): ENVISAT ASCENDING passes



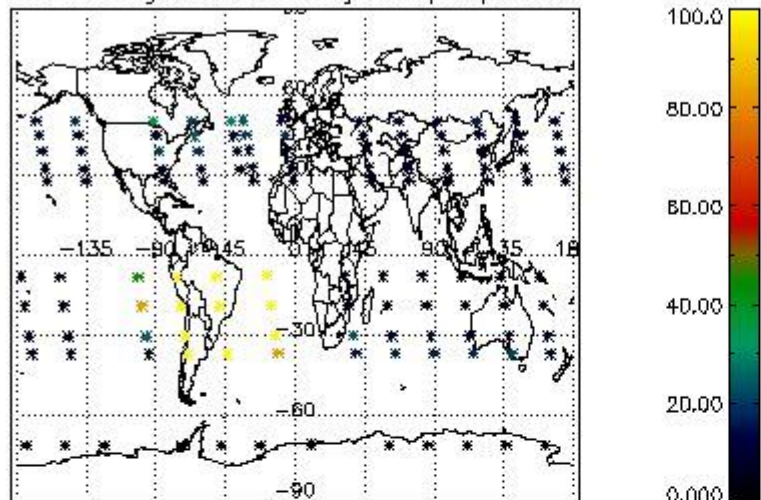
4.1.2 Plot level 1 quality information per product (time dependant): ENVI SAT DESCENDING passes



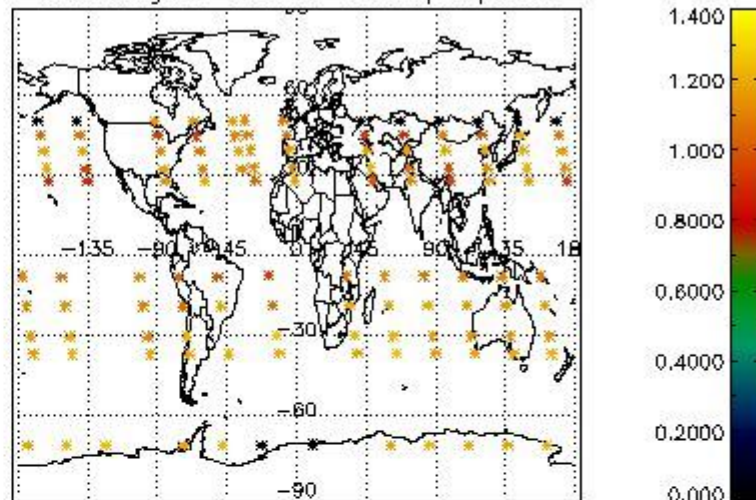
4.2 Plot quality information per product coming from level 1b processing (world map)

4.2.1 Plot level 1 quality information per product (world map): ENVISAT ASCENDING passes

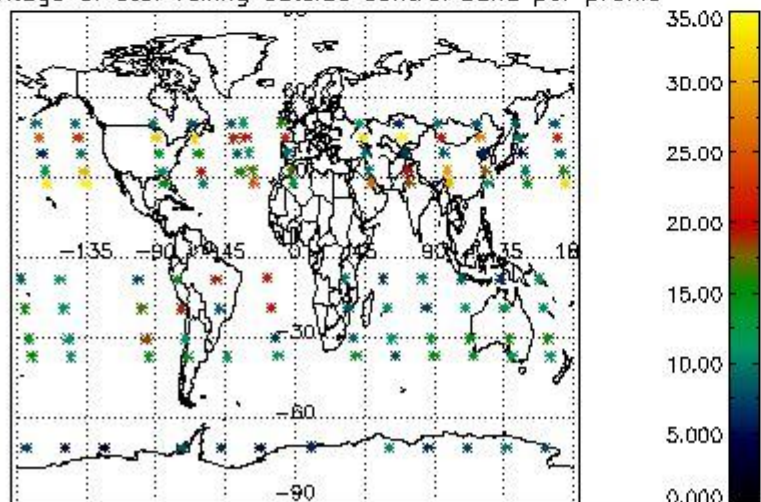
Percentage of cosmic ray hits per profile



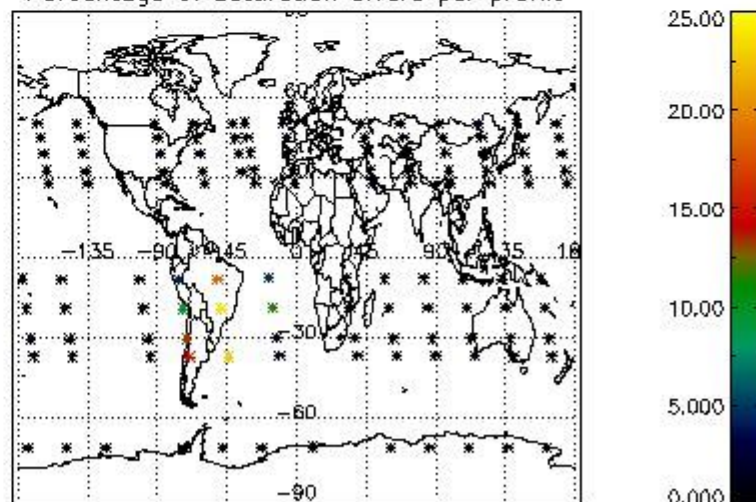
Percentage of datation errors per profile



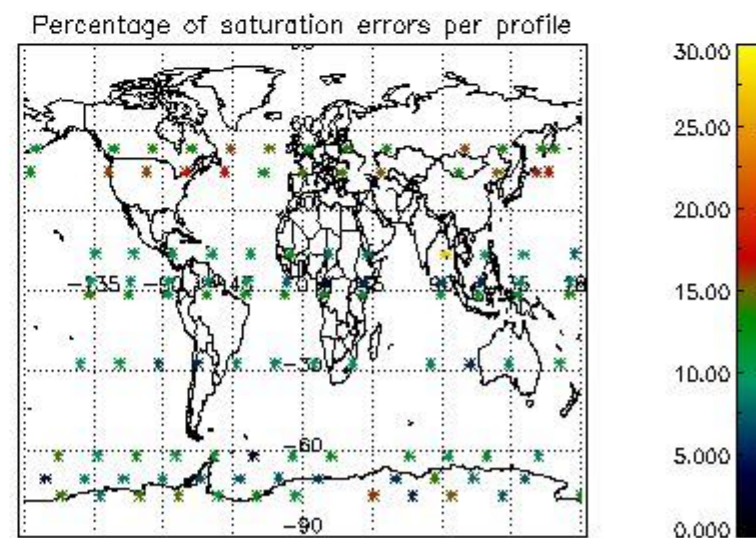
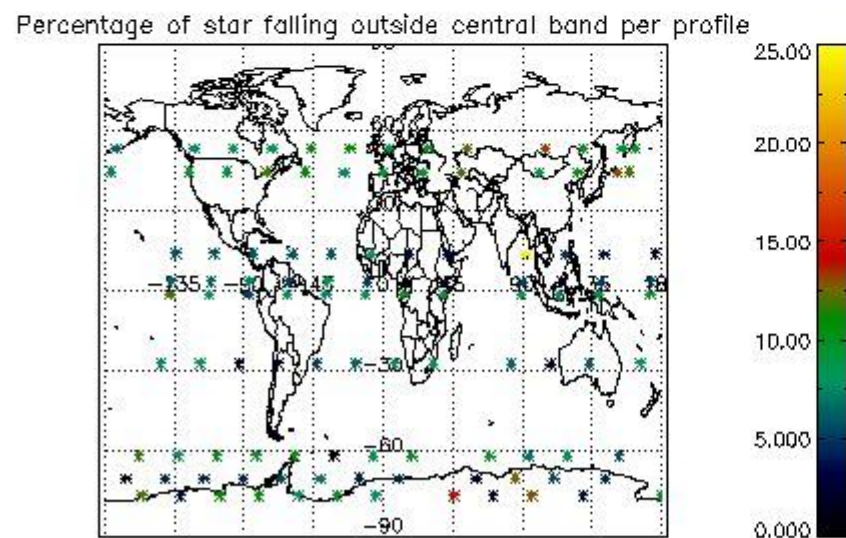
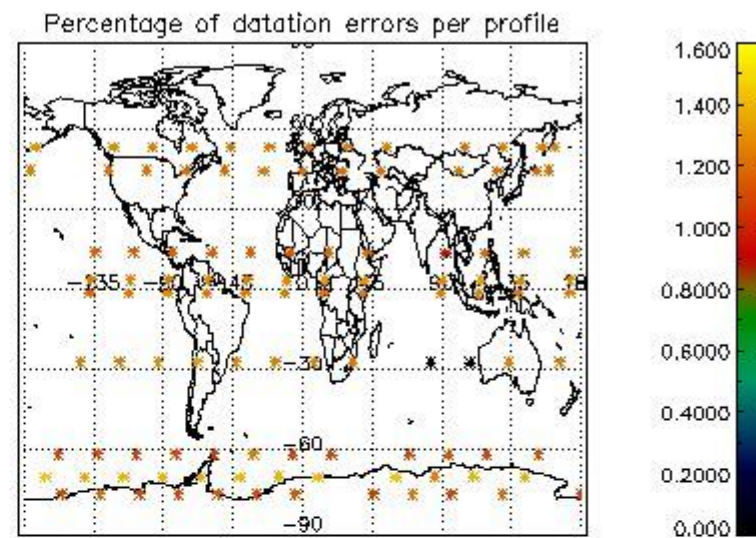
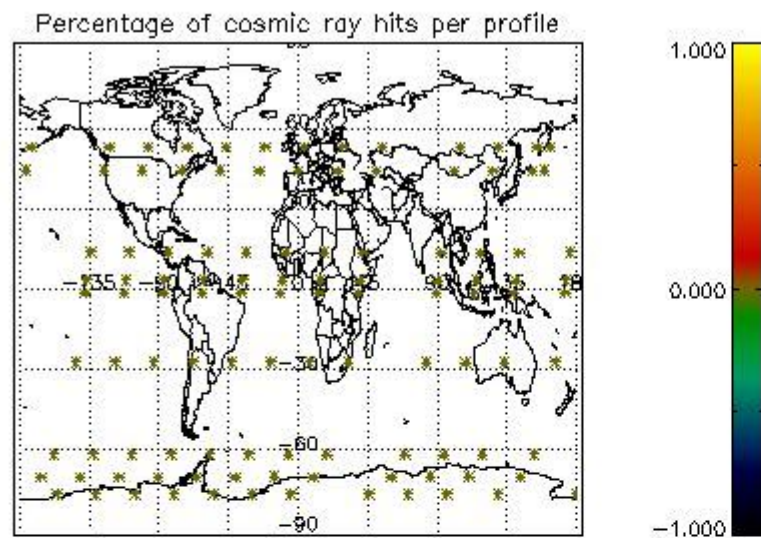
Percentage of star falling outside central band per profile



Percentage of saturation errors per profile



4.2.2 Plot level 1 quality information per product (world map): ENVISAT DESCENDING passes



5. Trace gas profiles

5.1 Ozone statistics based on quality of products

The final quality of the products can be "measured" using the STD (Standard Deviation) attached to every point profile. This information is written to the parameter GOM_NL__2P/NL_LOCAL_SPECIES_DENSITY/o3_std of the level 2 products. The table below shows the statistics for given STD ranges.

The statistics are given with respect to the overall valid production:

- Products without fatal errors: GOM_NL__2P/MPH/PRODUCT_ERR=0
- Valid point profile: GOM_NL__2P/NL_LOCAL_SPECIES_DENSITY/pcd(0)=0

The 'Criteria' is applied to valid points of dark limb products:

- Products in dark limb illumination condition: GOM_NL__2P/NL_SUMMARY_QUALITY/obs_ill_cond=0
- Products without fatal errors: GOM_NL__2P/MPH/PRODUCT_ERR=0
- Valid point profile: GOM_NL__2P/NL_LOCAL_SPECIES_DENSITY/pcd(0)=0

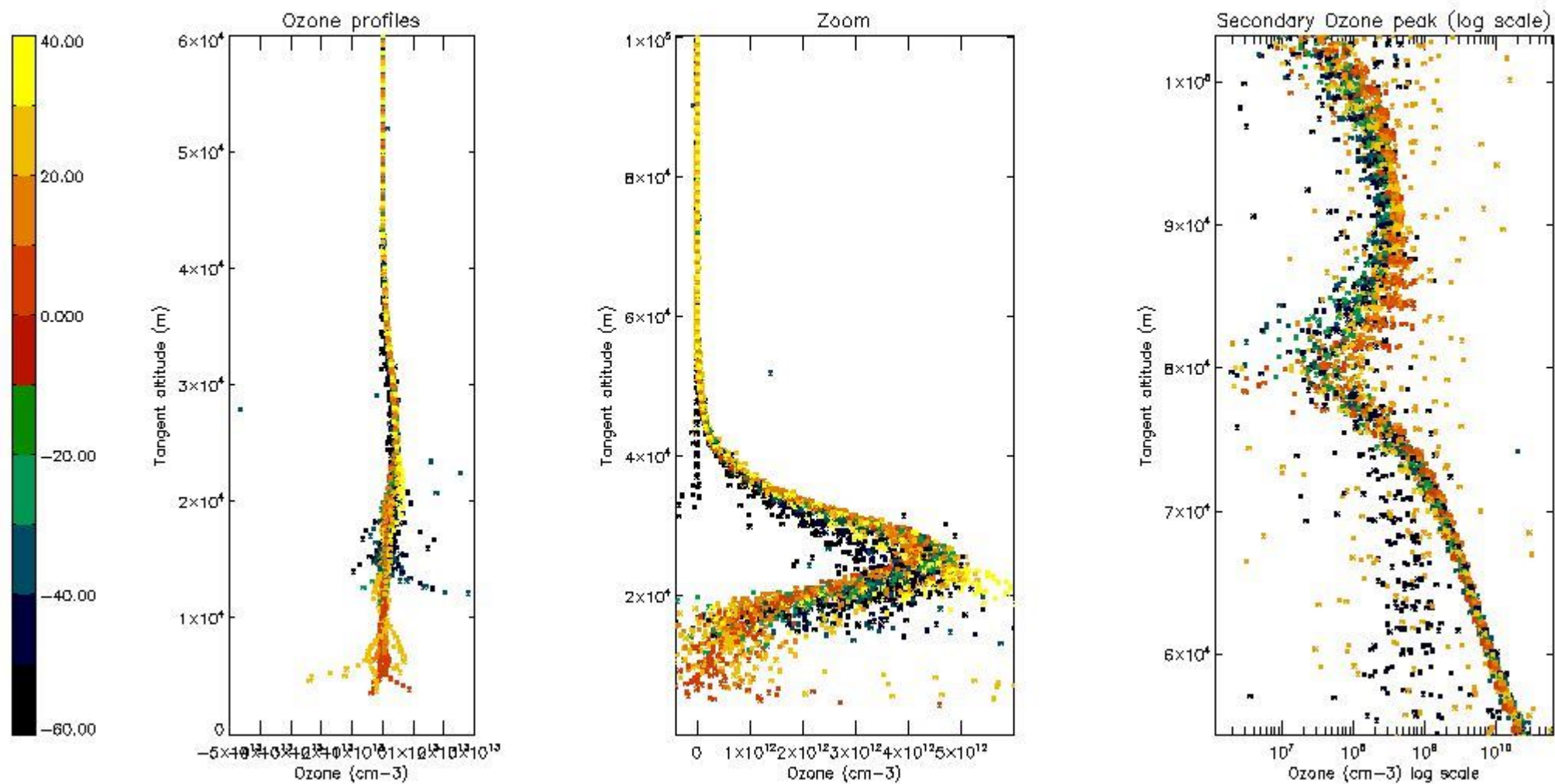
So, the table below shows the percentage of dark limb and valid observations for each criteria with respect to the overall valid daily observations.

| Criteria | % of total production |
|----------|-----------------------|
| All STD | 51 |
| STD < 20 | 30 |

| | |
|----------|----|
| STD < 10 | 24 |
| STD < 5 | 18 |

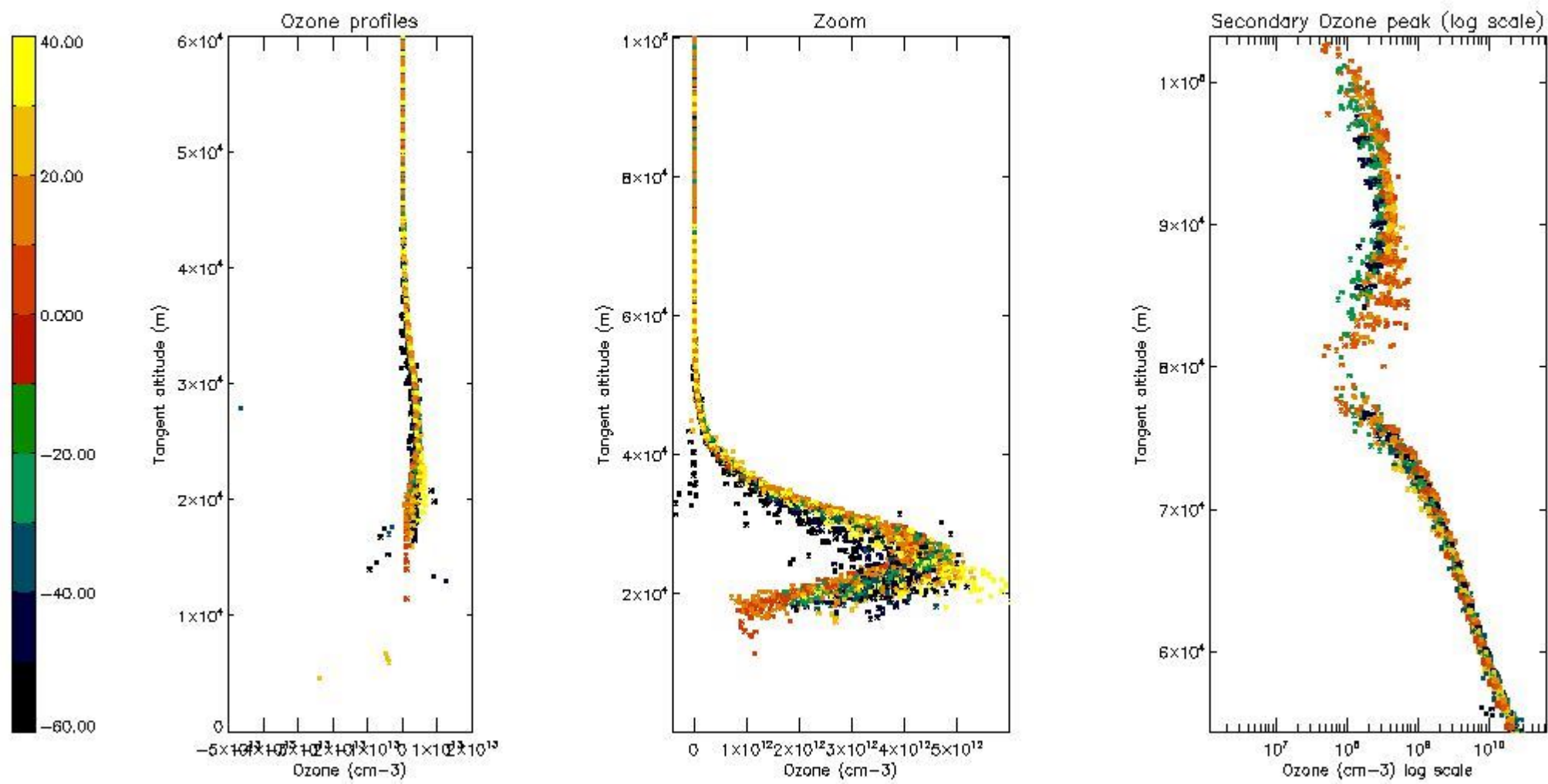
5.2 Plot ozone profiles for all STD (dark without errors)

The colorbar represents the latitude.



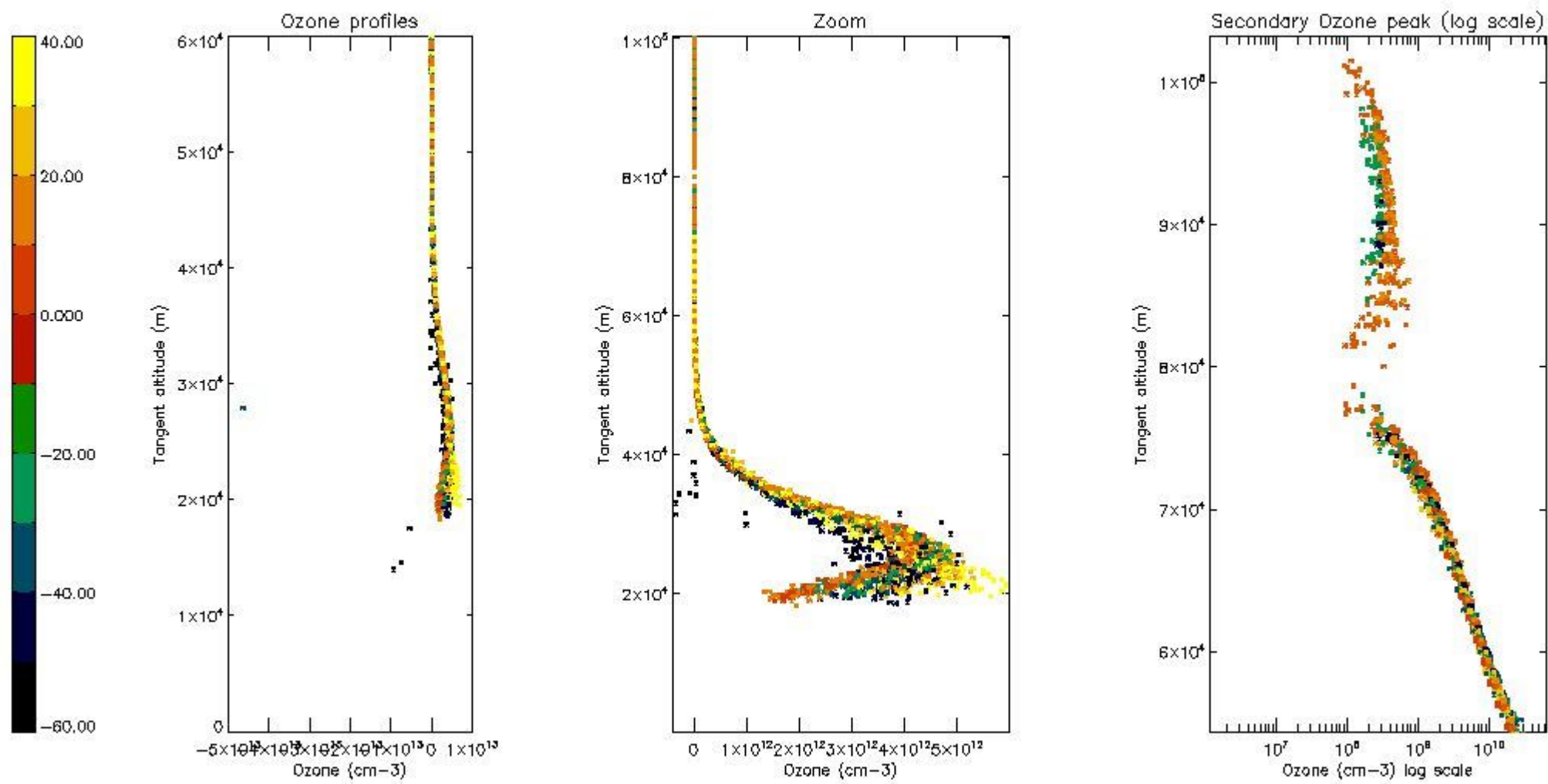
5.3 Plot ozone profiles where STD < 20% (dark without errors)

The colorbar represents the latitude.



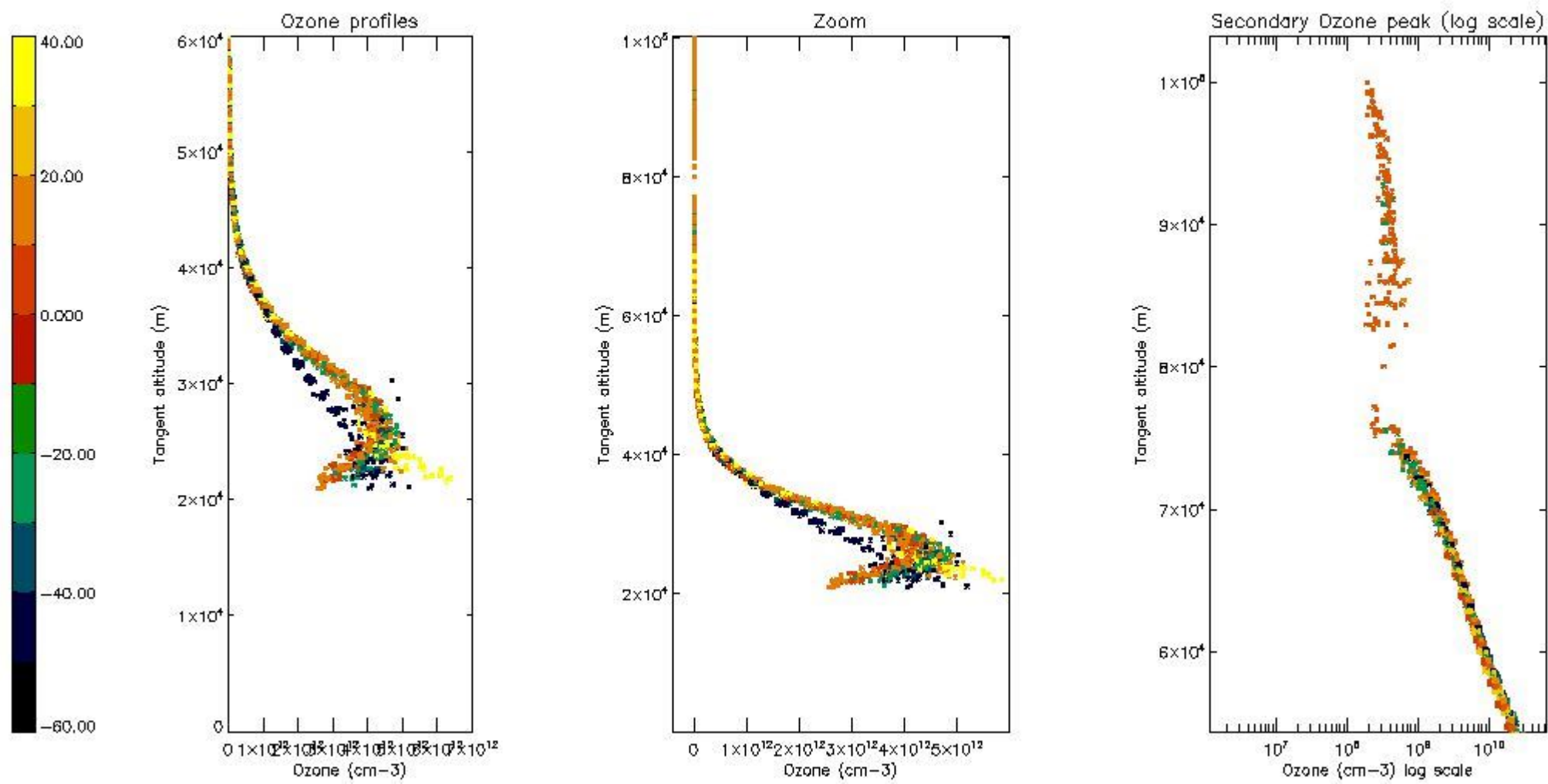
5.4 Plot ozone profiles where STD < 10% (dark without errors)

The colorbar represents the latitude.



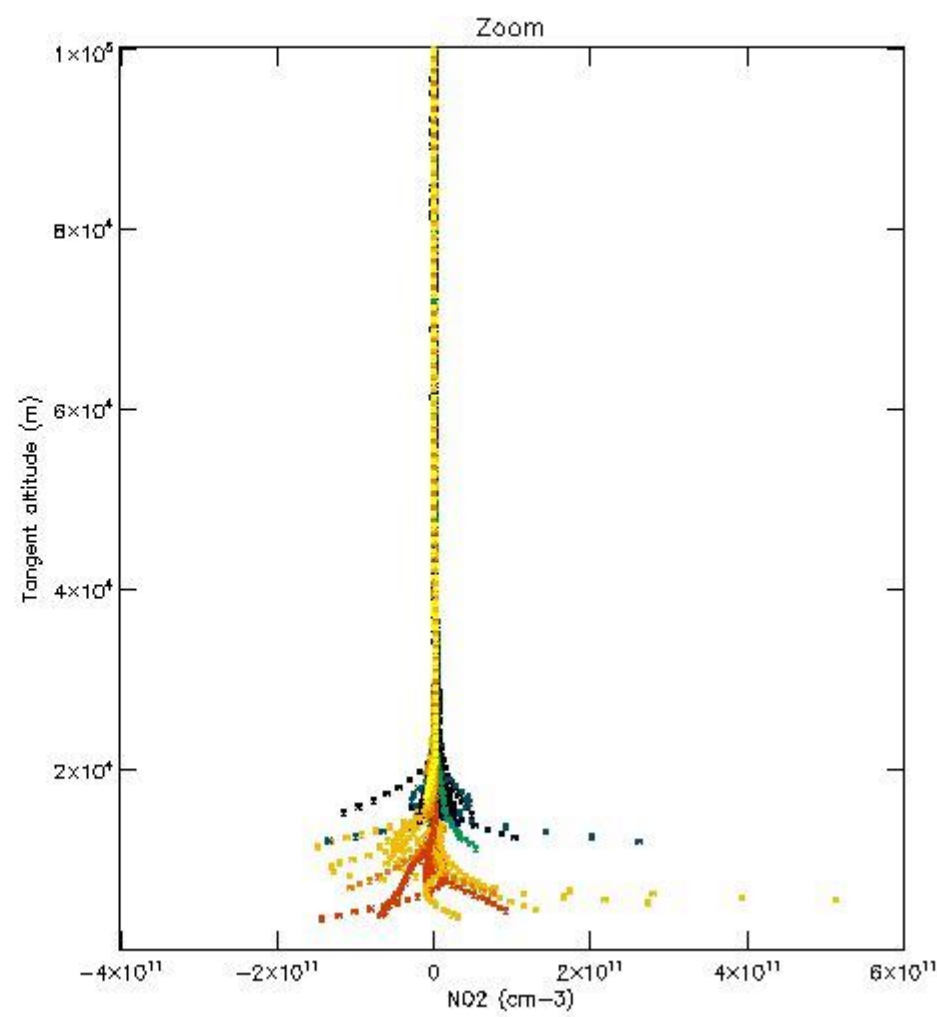
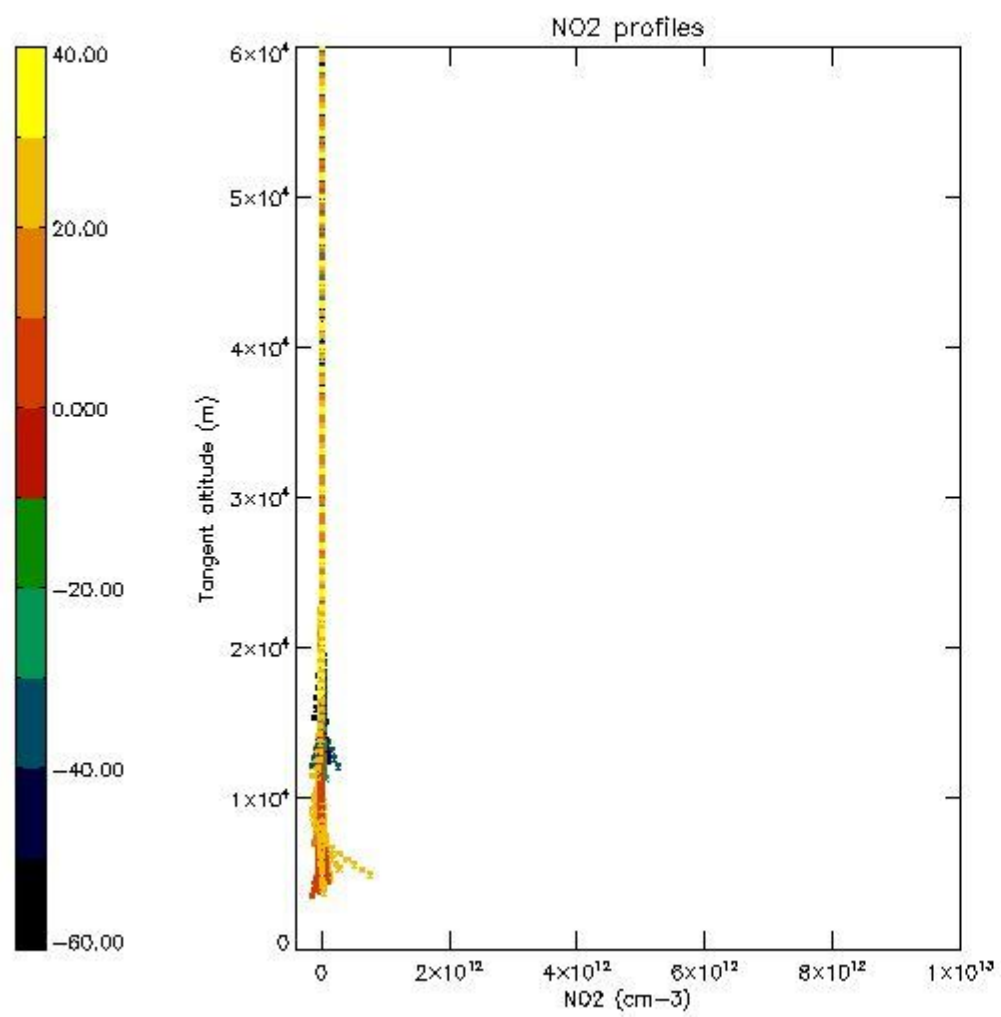
5.5 Plot ozone profiles where STD < 5% (dark without errors)

The colorbar represents the latitude.



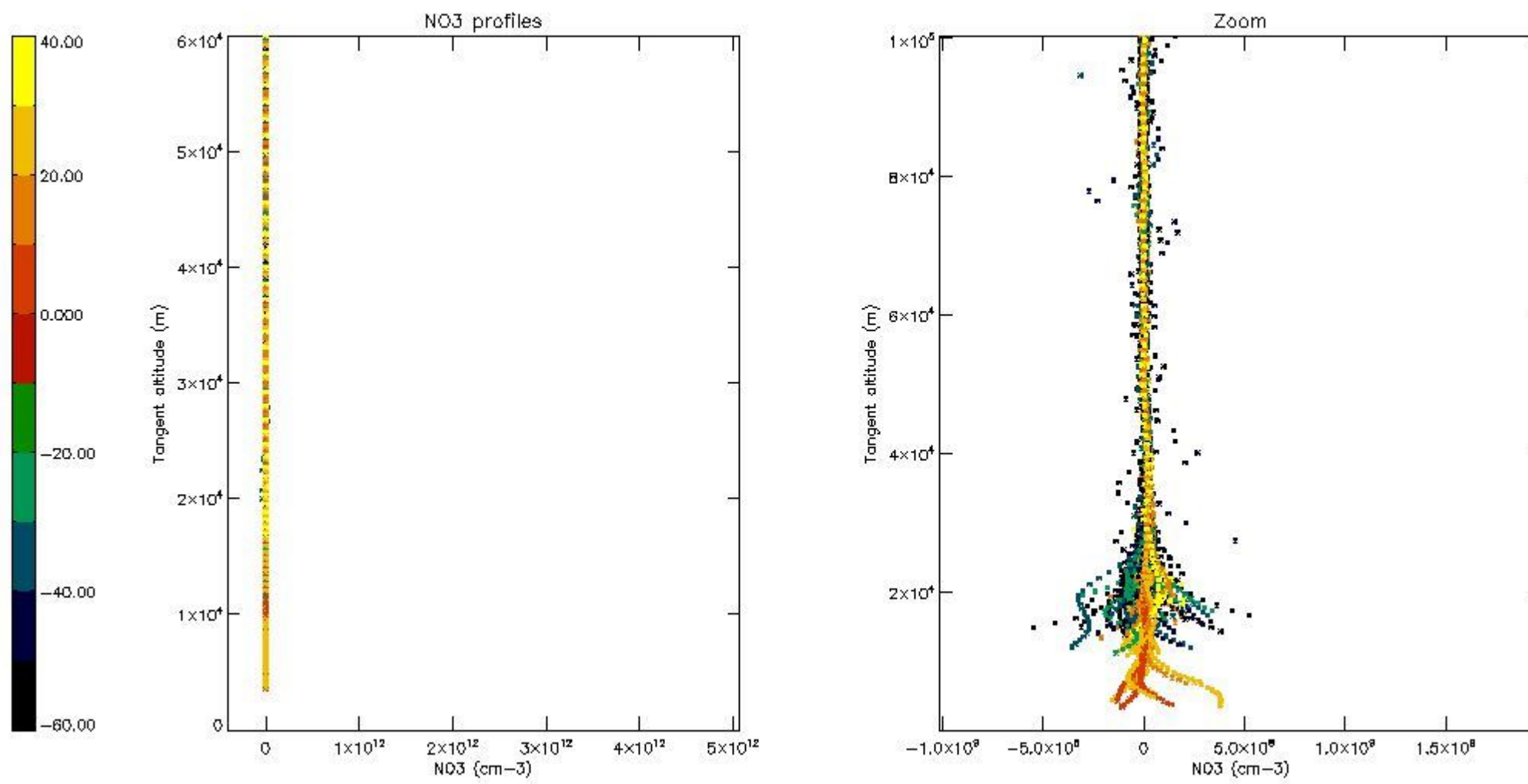
5.6 Plot NO₂ profiles for all STD (dark without errors)

The colorbar represents the latitude.



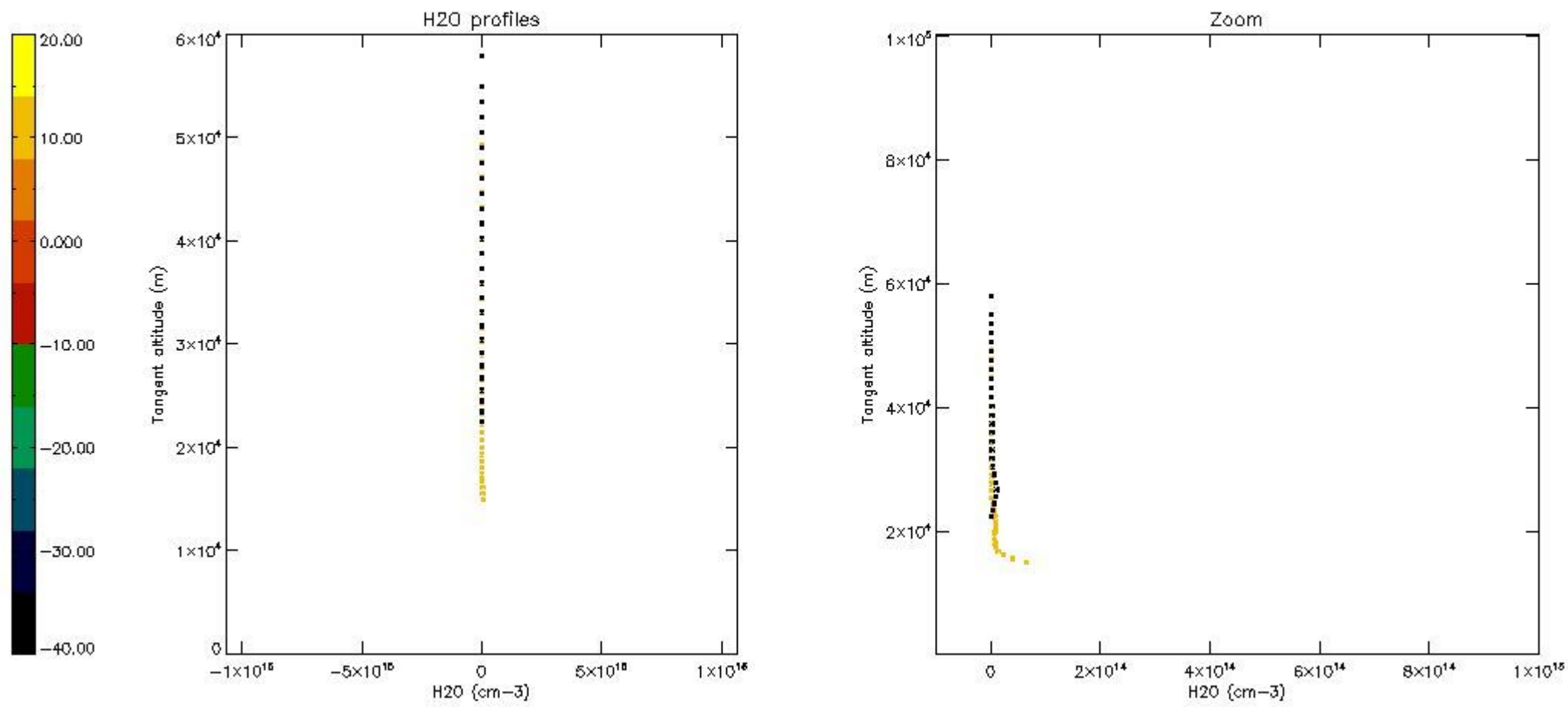
5.7 Plot NO3 profiles for all STD (dark without errors)

The colorbar represents the latitude.



5.8 Plot H2O profiles for all STD (only for occultations of stars 1,2,3,4,13,14,16,26,63 dark without errors)

The colorbar represents the latitude.



6. Auxiliary Data Files used for the production reported in section 2

The number reported in the third column indicates since which file (see list in section 2) the corresponding auxiliary file has been used. The fourth column is the date of those product files.

| Type | Auxiliary Filename | Used since product | Used since product date |
|---------------------------|---|--------------------|-------------------------|
| INST_PHYS_CHARACTERISTICS | GOM_INS_AXVIEC20091111_143220_20030716_120000_20500101_000000 | 1 | 05-MAR-2007 00:00:41 |
| LEVEL-2_PROC_CONFIG | GOM_PR2_AXVIEC20091111_152718_20020301_000000_20500101_000000 | 1 | 05-MAR-2007 00:00:41 |
| CROSS_SECTIONS_FILE | GOM_CRS_AXVIEC20091111_154832_20020301_000000_20500101_000000 | 1 | 05-MAR-2007 00:00:41 |

GOMOS Level 2 Daily Report

SUMMARY

[1. General Info](#)

[2. Summary of processed GOM_NL_2P products](#)

[3. Level 2 Quality information per product](#)

[3.1 Plot of level 2 quality information per product \(time dependant\)](#)

[3.2 Plot of level 2 quality information per product \(world map\)](#)

[4. Level 1 Quality information per product \(stored on level 2 products\)](#)

[4.1 Plot of level 1 quality information per product \(time dependant\)](#)

[4.1.1 Plot of level 1 quality information per product \(time dependant\): ASCENDING](#)

[4.1.2 Plot of level 1 quality information per product \(time dependant\): DESCENDING](#)

[4.2 Plot of level 1 quality information per product \(world map\)](#)

[4.2.1 Plot of level 1 quality information per product \(world map\): ASCENDING](#)

[4.2.2 Plot of level 1 quality information per product \(world map\): DESCENDING](#)

[5. Ozone profiles based on quality statistics and other trace gas profiles](#)

[5.1 Ozone statistics based on quality of products](#)

[5.2 Plot ozone profiles for all STD \(dark without errors\)](#)

[5.3 Plot ozone profiles where STD < 20% \(dark without errors\)](#)

[5.4. Plot ozone profiles where STD < 10% \(dark without errors\)](#)

[5.5. Plot ozone profiles where STD < 5% \(dark without errors\)](#)

[5.6 Plot NO2 profiles for all STD \(dark without errors\)](#)

[5.7 Plot NO3 profiles for all STD \(dark without errors\)](#)

[5.8 Plot H2O profiles \(only for occultations of stars 1,2,3,4,13,14,16,26,63 dark without errors\) for all STD](#)

[6. Auxiliary Data Files used for the production reported in section 2](#)

This report presents the daily analysis on parameters extracted from GOMOS level 2 data (GOM_NL__2P). It is intended to monitor some important parameters that will impact the quality of these products. A list of level 2 products (and content) that have arrived during the reporting day to the PCF is also given.

| Item | Value |
|---------------------------|---------------------------------|
| Time of report generation | 22APR2013 16:58:36 |
| Data source version | GOMOS/6.01 |
| Start time of products | 05-03-2007 (05MAR2007 00:00:00) |
| Stop time of products | 06-03-2007 (06MAR2007 00:00:00) |
| Store outputs in DB | Yes |
| Nb of level 2 prods | 233 |
| Nb of prods with errors | 0 |

2. Summary of processed GOM_NL__2P products.

| Nr | Filename | UTC Start time | Limb | Duration | Star Id | Star Name | Star Mag | Star Temp | Nb Meas | Orbit | Prod. error |
|----|---|----------------------|--------|----------|---------|-----------|-----------|-----------|---------|-------|-------------|
| 1 | GOM_NL__2PRFIN20070305_000041_00000452056_00088_26194_7610.N1 | 05-MAR-2007 00:00:41 | Dark | 44.500 | 10 | Bet Cen | 0.61000 | 28000. | 89 | 26194 | No |
| 2 | GOM_NL__2PRFIN20070305_000234_00000432056_00088_26194_7611.N1 | 05-MAR-2007 00:02:34 | Dark | 42.500 | 77 | Eps Cen | 2.3030 | 28000. | 85 | 26194 | No |
| 3 | GOM_NL__2PRFIN20070305_000413_00000452056_00088_26194_7612.N1 | 05-MAR-2007 00:04:13 | Dark | 45.000 | 26 | Gam Cru | 1.6240 | 2900.0 | 90 | 26194 | No |
| 4 | GOM_NL__2PRFIN20070305_000543_00000432056_00088_26194_7613.N1 | 05-MAR-2007 00:05:43 | Dark | 43.000 | 64 | Gam Cen | 2.2000 | 10600. | 86 | 26194 | No |
| 5 | GOM_NL__2PRFIN20070305_002656_00000402056_00088_26194_7614.N1 | 05-MAR-2007 00:26:56 | Bright | 40.000 | 22 | 32Alp Leo | 1.3600 | 15200. | 80 | 26194 | No |
| 6 | GOM_NL__2PRFIN20070305_002927_00000432056_00088_26194_7615.N1 | 05-MAR-2007 00:29:27 | Bright | 42.500 | 51 | 41Gam1Leo | 2.0100 | 4500.0 | 85 | 26194 | No |
| 7 | GOM_NL__2PRFIN20070305_003806_00000422056_00088_26194_7616.N1 | 05-MAR-2007 00:38:06 | Bright | 42.000 | 174 | 52Psi UMa | 3.0040 | 4400.0 | 84 | 26194 | No |
| 8 | GOM_NL__2PRFIN20070305_004059_00000402056_00088_26194_7617.N1 | 05-MAR-2007 00:40:59 | Bright | 39.500 | 82 | 48Bet UMa | 2.3650 | 10600. | 79 | 26194 | No |
| 9 | GOM_NL__2PRFIN20070305_004222_00000412056_00088_26194_7618.N1 | 05-MAR-2007 00:42:22 | Bright | 40.500 | 36 | 50Alp UMa | 1.8000 | 6300.0 | 81 | 26194 | No |
| 10 | GOM_NL__2PRFIN20070305_004934_00000402056_00088_26194_7619.N1 | 05-MAR-2007 00:49:34 | Bright | 40.000 | 60 | 7Bet UMi | 2.0810 | 3950.0 | 80 | 26194 | No |
| 11 | GOM_NL__2PRFIN20070305_005924_00000462056_00088_26194_7620.N1 | 05-MAR-2007 00:59:24 | Bright | 45.500 | 69 | 33Gam Dra | 2.2310 | 3800.0 | 91 | 26194 | No |
| 12 | GOM_NL__2PRFIN20070305_010155_00000362056_00088_26194_7621.N1 | 05-MAR-2007 01:01:55 | Bright | 36.000 | 144 | 18Del Cyg | 2.8600 | 11000. | 72 | 26194 | No |
| 13 | GOM_NL__2PRFIN20070305_010403_00000462056_00088_26194_7622.N1 | 05-MAR-2007 01:04:03 | Bright | 46.000 | 5 | 3Alp Lyr | 0.033000 | 11000. | 92 | 26194 | No |
| 14 | GOM_NL__2PRFIN20070305_011155_00000402056_00088_26194_7623.N1 | 05-MAR-2007 01:11:55 | Bright | 40.000 | 168 | 17Zet Aql | 2.9860 | 11000. | 80 | 26194 | No |
| 15 | GOM_NL__2PRFIN20070305_012150_00000422056_00088_26194_7624.N1 | 05-MAR-2007 01:21:50 | Dark | 41.500 | 155 | 41Pi Sgr | 2.9000 | 6600.0 | 83 | 26194 | No |
| 16 | GOM_NL__2PRFIN20070305_012654_00000422056_00088_26194_7625.N1 | 05-MAR-2007 01:26:54 | Dark | 42.000 | 38 | 20Eps Sgr | 1.8360 | 11000. | 84 | 26194 | No |
| 17 | GOM_NL__2PRFIN20070305_012956_00000522056_00088_26194_7626.N1 | 05-MAR-2007 01:29:56 | Dark | 51.500 | 25 | 35Lam Sco | 1.6200 | 28000. | 103 | 26194 | No |
| 18 | GOM_NL__2PRFIN20070305_013959_00000422056_00089_26195_7653.N1 | 05-MAR-2007 01:39:59 | Dark | 41.500 | 4 | Alp1Cen | -0.010000 | 5800.0 | 83 | 26195 | No |
| 19 | GOM_NL__2PRFIN20070305_014118_00000462056_00089_26195_7654.N1 | 05-MAR-2007 01:41:18 | Dark | 46.000 | 10 | Bet Cen | 0.61000 | 28000. | 92 | 26195 | No |
| 20 | GOM_NL__2PRFIN20070305_014310_00000472056_00089_26195_7655.N1 | 05-MAR-2007 01:43:10 | Dark | 46.500 | 77 | Eps Cen | 2.3030 | 28000. | 93 | 26195 | No |
| 21 | GOM_NL__2PRFIN20070305_014449_00000542056_00089_26195_7656.N1 | 05-MAR-2007 01:44:49 | Dark | 54.000 | 26 | Gam Cru | 1.6240 | 2900.0 | 108 | 26195 | No |
| 22 | GOM_NL__2PRFIN20070305_014619_00000432056_00089_26195_7657.N1 | 05-MAR-2007 01:46:19 | Dark | 43.000 | 64 | Gam Cen | 2.2000 | 10600. | 86 | 26195 | No |
| 23 | GOM_NL__2PRFIN20070305_020732_00000412056_00089_26195_7658.N1 | 05-MAR-2007 02:07:32 | Bright | 40.500 | 22 | 32Alp Leo | 1.3600 | 15200. | 81 | 26195 | No |
| 24 | GOM_NL__2PRFIN20070305_021003_00000432056_00089_26195_7659.N1 | 05-MAR-2007 02:10:03 | Bright | 42.500 | 51 | 41Gam1Leo | 2.0100 | 4500.0 | 85 | 26195 | No |
| 25 | GOM_NL__2PRFIN20070305_021841_00000432056_00089_26195_7660.N1 | 05-MAR-2007 02:18:41 | Bright | 42.500 | 174 | 52Psi UMa | 3.0040 | 4400.0 | 85 | 26195 | No |
| 26 | GOM_NL__2PRFIN20070305_022134_00000382056_00089_26195_7661.N1 | 05-MAR-2007 02:21:34 | Bright | 37.500 | 82 | 48Bet UMa | 2.3650 | 10600. | 75 | 26195 | No |
| 27 | GOM_NL__2PRFIN20070305_022257_00000402056_00089_26195_7662.N1 | 05-MAR-2007 02:22:57 | Bright | 40.000 | 36 | 50Alp UMa | 1.8000 | 6300.0 | 80 | 26195 | No |
| 28 | GOM_NL__2PRFIN20070305_023010_00000382056_00089_26195_7663.N1 | 05-MAR-2007 02:30:10 | Bright | 38.000 | 60 | 7Bet UMi | 2.0810 | 3950.0 | 76 | 26195 | No |
| 29 | GOM_NL__2PRFIN20070305_024000_00000452056_00089_26195_7664.N1 | 05-MAR-2007 02:40:00 | Bright | 44.500 | 69 | 33Gam Dra | 2.2310 | 3800.0 | 89 | 26195 | No |
| 30 | GOM_NL__2PRFIN20070305_024230_00000402056_00089_26195_7665.N1 | 05-MAR-2007 02:42:30 | Bright | 39.500 | 144 | 18Del Cyg | 2.8600 | 11000. | 79 | 26195 | No |
| 31 | GOM_NL__2PRFIN20070305_024439_00000412056_00089_26195_7666.N1 | 05-MAR-2007 02:44:39 | Bright | 41.000 | 5 | 3Alp Lyr | 0.033000 | 11000. | 82 | 26195 | No |
| 32 | GOM_NL__2PRFIN20070305_025231_00000412056_00089_26195_7667.N1 | 05-MAR-2007 02:52:31 | Bright | 40.500 | 168 | 17Zet Aql | 2.9860 | 11000. | 81 | 26195 | No |
| 33 | GOM_NL__2PRFIN20070305_030226_00000422056_00089_26195_7668.N1 | 05-MAR-2007 03:02:26 | Dark | 42.000 | 155 | 41Pi Sgr | 2.9000 | 6600.0 | 84 | 26195 | No |
| 34 | GOM_NL__2PRFIN20070305_030419_00000412056_00089_26195_7669.N1 | 05-MAR-2007 03:04:19 | Dark | 41.000 | 57 | 34Sig Sgr | 2.0660 | 26000. | 82 | 26195 | No |
| 35 | GOM_NL__2PRFIN20070305_030730_00000482056_00089_26195_7670.N1 | 05-MAR-2007 03:07:30 | Dark | 47.500 | 38 | 20Eps Sgr | 1.8360 | 11000. | 95 | 26195 | No |
| 36 | GOM_NL__2PRFIN20070305_031033_00000492056_00089_26195_7671.N1 | 05-MAR-2007 03:10:33 | Dark | 48.500 | 25 | 35Lam Sco | 1.6200 | 28000. | 97 | 26195 | No |
| 37 | GOM_NL__2PRFIN20070305_032036_00000442056_00090_26196_7704.N1 | 05-MAR-2007 03:20:36 | Dark | 43.500 | 4 | Alp1Cen | -0.010000 | 5800.0 | 87 | 26196 | No |
| 38 | GOM_NL__2PRFIN20070305_032154_00000422056_00090_26196_7705.N1 | 05-MAR-2007 03:21:54 | Dark | 42.000 | 10 | Bet Cen | 0.61000 | 28000. | 84 | 26196 | No |
| 39 | GOM_NL__2PRFIN20070305_032347_00000452056_00090_26196_7706.N1 | 05-MAR-2007 03:23:47 | Dark | 45.000 | 77 | Eps Cen | 2.3030 | 28000. | 90 | 26196 | No |
| 40 | GOM_NL__2PRFIN20070305_032526_00000532056_00090_26196_7707.N1 | 05-MAR-2007 03:25:26 | Dark | 53.000 | 26 | Gam Cru | 1.6240 | 2900.0 | 106 | 26196 | No |
| 41 | GOM_NL__2PRFIN20070305_032656_00000432056_00090_26196_7708.N1 | 05-MAR-2007 03:26:56 | Dark | 43.000 | 64 | Gam Cen | 2.2000 | 10600. | 86 | 26196 | No |
| 42 | GOM_NL__2PRFIN20070305_034808_00000422056_00090_26196_7709.N1 | 05-MAR-2007 03:48:08 | Bright | 41.500 | 22 | 32Alp Leo | 1.3600 | 15200. | 83 | 26196 | No |

| | | | | | | | | | | | |
|-----|---|----------------------|--------|--------|-----|-----------|-----------|--------|-----|-------|----|
| 43 | GOM_NL_2PRFIN20070305_035039_000000412056_00090_26196_7710.N1 | 05-MAR-2007 03:50:39 | Bright | 41.000 | 51 | 41Gam1Leo | 2.0100 | 4500.0 | 82 | 26196 | No |
| 44 | GOM_NL_2PRFIN20070305_035917_000000532056_00090_26196_7711.N1 | 05-MAR-2007 03:59:17 | Bright | 53.000 | 174 | 52Psi UMa | 3.0040 | 4400.0 | 106 | 26196 | No |
| 45 | GOM_NL_2PRFIN20070305_040210_000000392056_00090_26196_7712.N1 | 05-MAR-2007 04:02:10 | Bright | 39.000 | 82 | 48Bet UMa | 2.3650 | 10600. | 78 | 26196 | No |
| 46 | GOM_NL_2PRFIN20070305_040333_000000412056_00090_26196_7713.N1 | 05-MAR-2007 04:03:33 | Bright | 40.500 | 36 | 50Alp UMa | 1.8000 | 6300.0 | 81 | 26196 | No |
| 47 | GOM_NL_2PRFIN20070305_041045_000000402056_00090_26196_7714.N1 | 05-MAR-2007 04:10:45 | Bright | 39.500 | 60 | 7Bet UMi | 2.0810 | 3950.0 | 79 | 26196 | No |
| 48 | GOM_NL_2PRFIN20070305_042036_000000462056_00090_26196_7715.N1 | 05-MAR-2007 04:20:36 | Bright | 45.500 | 69 | 33Gam Dra | 2.2310 | 3800.0 | 91 | 26196 | No |
| 49 | GOM_NL_2PRFIN20070305_042307_000000352056_00090_26196_7716.N1 | 05-MAR-2007 04:23:07 | Bright | 35.000 | 144 | 18Del Cyg | 2.8600 | 11000. | 70 | 26196 | No |
| 50 | GOM_NL_2PRFIN20070305_042515_000000472056_00090_26196_7717.N1 | 05-MAR-2007 04:25:15 | Bright | 46.500 | 5 | 3Alp Lyr | 0.033000 | 11000. | 93 | 26196 | No |
| 51 | GOM_NL_2PRFIN20070305_043307_000000422056_00090_26196_7718.N1 | 05-MAR-2007 04:33:07 | Bright | 42.000 | 168 | 17Zet Aql | 2.9860 | 11000. | 84 | 26196 | No |
| 52 | GOM_NL_2PRFIN20070305_044303_000000422056_00090_26196_7719.N1 | 05-MAR-2007 04:43:03 | Dark | 42.000 | 155 | 41Pi Sgr | 2.9000 | 6600.0 | 84 | 26196 | No |
| 53 | GOM_NL_2PRFIN20070305_044455_000000462056_00090_26196_7720.N1 | 05-MAR-2007 04:44:55 | Dark | 45.500 | 57 | 34Sig Sgr | 2.0660 | 26000. | 91 | 26196 | No |
| 54 | GOM_NL_2PRFIN20070305_044807_000000462056_00090_26196_7721.N1 | 05-MAR-2007 04:48:07 | Dark | 45.500 | 38 | 20Eps Sgr | 1.8360 | 11000. | 91 | 26196 | No |
| 55 | GOM_NL_2PRFIN20070305_045110_000000452056_00090_26196_7722.N1 | 05-MAR-2007 04:51:10 | Dark | 45.000 | 25 | 35Lam Sco | 1.6200 | 28000. | 90 | 26196 | No |
| 56 | GOM_NL_2PRFIN20070305_064149_000000572056_00092_26198_7737.N1 | 05-MAR-2007 06:41:49 | Dark | 56.500 | 4 | Alp1Cen | -0.010000 | 5800.0 | 113 | 26198 | No |
| 57 | GOM_NL_2PRFIN20070305_064307_000000532056_00092_26198_7738.N1 | 05-MAR-2007 06:43:07 | Dark | 52.500 | 10 | Bet Cen | 0.61000 | 28000. | 105 | 26198 | No |
| 58 | GOM_NL_2PRFIN20070305_064500_000000432056_00092_26198_7739.N1 | 05-MAR-2007 06:45:00 | Dark | 42.500 | 77 | Eps Cen | 2.3030 | 28000. | 85 | 26198 | No |
| 59 | GOM_NL_2PRFIN20070305_064639_000000472056_00092_26198_7740.N1 | 05-MAR-2007 06:46:39 | Dark | 46.500 | 26 | Gam Cru | 1.6240 | 2900.0 | 93 | 26198 | No |
| 60 | GOM_NL_2PRFIN20070305_064809_000000432056_00092_26198_7741.N1 | 05-MAR-2007 06:48:09 | Dark | 42.500 | 64 | Gam Cen | 2.2000 | 10600. | 85 | 26198 | No |
| 61 | GOM_NL_2PRFIN20070305_070920_000000412056_00092_26198_7742.N1 | 05-MAR-2007 07:09:20 | Bright | 40.500 | 22 | 32Alp Leo | 1.3600 | 15200. | 81 | 26198 | No |
| 62 | GOM_NL_2PRFIN20070305_071150_000000422056_00092_26198_7743.N1 | 05-MAR-2007 07:11:50 | Bright | 42.000 | 51 | 41Gam1Leo | 2.0100 | 4500.0 | 84 | 26198 | No |
| 63 | GOM_NL_2PRFIN20070305_072028_000000422056_00092_26198_7744.N1 | 05-MAR-2007 07:20:28 | Bright | 42.000 | 174 | 52Psi UMa | 3.0040 | 4400.0 | 84 | 26198 | No |
| 64 | GOM_NL_2PRFIN20070305_072321_000000382056_00092_26198_7745.N1 | 05-MAR-2007 07:23:21 | Bright | 38.000 | 82 | 48Bet UMa | 2.3650 | 10600. | 76 | 26198 | No |
| 65 | GOM_NL_2PRFIN20070305_072444_000000412056_00092_26198_7746.N1 | 05-MAR-2007 07:24:44 | Bright | 40.500 | 36 | 50Alp UMa | 1.8000 | 6300.0 | 81 | 26198 | No |
| 66 | GOM_NL_2PRFIN20070305_073157_000000412056_00092_26198_7747.N1 | 05-MAR-2007 07:31:57 | Bright | 41.000 | 60 | 7Bet UMi | 2.0810 | 3950.0 | 82 | 26198 | No |
| 67 | GOM_NL_2PRFIN20070305_074147_000000472056_00092_26198_7748.N1 | 05-MAR-2007 07:41:47 | Bright | 46.500 | 69 | 33Gam Dra | 2.2310 | 3800.0 | 93 | 26198 | No |
| 68 | GOM_NL_2PRFIN20070305_074419_000000362056_00092_26198_7749.N1 | 05-MAR-2007 07:44:19 | Bright | 35.500 | 144 | 18Del Cyg | 2.8600 | 11000. | 71 | 26198 | No |
| 69 | GOM_NL_2PRFIN20070305_074627_000000442056_00092_26198_7750.N1 | 05-MAR-2007 07:46:27 | Bright | 44.000 | 5 | 3Alp Lyr | 0.033000 | 11000. | 88 | 26198 | No |
| 70 | GOM_NL_2PRFIN20070305_075420_000000402056_00092_26198_7751.N1 | 05-MAR-2007 07:54:20 | Bright | 40.000 | 168 | 17Zet Aql | 2.9860 | 11000. | 80 | 26198 | No |
| 71 | GOM_NL_2PRFIN20070305_080416_000000412056_00092_26198_7752.N1 | 05-MAR-2007 08:04:16 | Dark | 41.000 | 155 | 41Pi Sgr | 2.9000 | 6600.0 | 82 | 26198 | No |
| 72 | GOM_NL_2PRFIN20070305_080608_000000422056_00092_26198_7753.N1 | 05-MAR-2007 08:06:08 | Dark | 41.500 | 57 | 34Sig Sgr | 2.0660 | 26000. | 83 | 26198 | No |
| 73 | GOM_NL_2PRFIN20070305_080920_000000442056_00092_26198_7754.N1 | 05-MAR-2007 08:09:20 | Dark | 43.500 | 38 | 20Eps Sgr | 1.8360 | 11000. | 87 | 26198 | No |
| 74 | GOM_NL_2PRFIN20070305_081223_000000472056_00092_26198_7755.N1 | 05-MAR-2007 08:12:23 | Dark | 47.000 | 25 | 35Lam Sco | 1.6200 | 28000. | 94 | 26198 | No |
| 75 | GOM_NL_2PRFIN20070305_082226_000000562056_00093_26199_7848.N1 | 05-MAR-2007 08:22:26 | Dark | 56.000 | 4 | Alp1Cen | -0.010000 | 5800.0 | 112 | 26199 | No |
| 76 | GOM_NL_2PRFIN20070305_082344_000000422056_00093_26199_7849.N1 | 05-MAR-2007 08:23:44 | Dark | 41.500 | 10 | Bet Cen | 0.61000 | 28000. | 83 | 26199 | No |
| 77 | GOM_NL_2PRFIN20070305_082537_000000422056_00093_26199_7850.N1 | 05-MAR-2007 08:25:37 | Dark | 42.000 | 77 | Eps Cen | 2.3030 | 28000. | 84 | 26199 | No |
| 78 | GOM_NL_2PRFIN20070305_082715_000000482056_00093_26199_7851.N1 | 05-MAR-2007 08:27:15 | Dark | 48.000 | 26 | Gam Cru | 1.6240 | 2900.0 | 96 | 26199 | No |
| 79 | GOM_NL_2PRFIN20070305_082846_000000432056_00093_26199_7852.N1 | 05-MAR-2007 08:28:46 | Dark | 42.500 | 64 | Gam Cen | 2.2000 | 10600. | 85 | 26199 | No |
| 80 | GOM_NL_2PRFIN20070305_084955_000000412056_00093_26199_7853.N1 | 05-MAR-2007 08:49:55 | Bright | 40.500 | 22 | 32Alp Leo | 1.3600 | 15200. | 81 | 26199 | No |
| 81 | GOM_NL_2PRFIN20070305_085226_000000422056_00093_26199_7854.N1 | 05-MAR-2007 08:52:26 | Bright | 41.500 | 51 | 41Gam1Leo | 2.0100 | 4500.0 | 83 | 26199 | No |
| 82 | GOM_NL_2PRFIN20070305_090103_000000422056_00093_26199_7855.N1 | 05-MAR-2007 09:01:03 | Bright | 42.000 | 174 | 52Psi UMa | 3.0040 | 4400.0 | 84 | 26199 | No |
| 83 | GOM_NL_2PRFIN20070305_090357_000000382056_00093_26199_7856.N1 | 05-MAR-2007 09:03:57 | Bright | 37.500 | 82 | 48Bet UMa | 2.3650 | 10600. | 75 | 26199 | No |
| 84 | GOM_NL_2PRFIN20070305_090520_000000412056_00093_26199_7857.N1 | 05-MAR-2007 09:05:20 | Bright | 40.500 | 36 | 50Alp UMa | 1.8000 | 6300.0 | 81 | 26199 | No |
| 85 | GOM_NL_2PRFIN20070305_091232_000000402056_00093_26199_7858.N1 | 05-MAR-2007 09:12:32 | Bright | 40.000 | 60 | 7Bet UMi | 2.0810 | 3950.0 | 80 | 26199 | No |
| 86 | GOM_NL_2PRFIN20070305_092223_000000462056_00093_26199_7859.N1 | 05-MAR-2007 09:22:23 | Bright | 45.500 | 69 | 33Gam Dra | 2.2310 | 3800.0 | 91 | 26199 | No |
| 87 | GOM_NL_2PRFIN20070305_092455_000000362056_00093_26199_7860.N1 | 05-MAR-2007 09:24:55 | Bright | 36.000 | 144 | 18Del Cyg | 2.8600 | 11000. | 72 | 26199 | No |
| 88 | GOM_NL_2PRFIN20070305_092703_000000452056_00093_26199_7861.N1 | 05-MAR-2007 09:27:03 | Bright | 45.000 | 5 | 3Alp Lyr | 0.033000 | 11000. | 90 | 26199 | No |
| 89 | GOM_NL_2PRFIN20070305_093456_000000412056_00093_26199_7862.N1 | 05-MAR-2007 09:34:56 | Bright | 40.500 | 168 | 17Zet Aql | 2.9860 | 11000. | 81 | 26199 | No |
| 90 | GOM_NL_2PRFIN20070305_094452_000000432056_00093_26199_7863.N1 | 05-MAR-2007 09:44:52 | Dark | 43.000 | 155 | 41Pi Sgr | 2.9000 | 6600.0 | 86 | 26199 | No |
| 91 | GOM_NL_2PRFIN20070305_094645_000000432056_00093_26199_7864.N1 | 05-MAR-2007 09:46:45 | Dark | 43.000 | 57 | 34Sig Sgr | 2.0660 | 26000. | 86 | 26199 | No |
| 92 | GOM_NL_2PRFIN20070305_094957_000000452056_00093_26199_7865.N1 | 05-MAR-2007 09:49:57 | Dark | 45.000 | 38 | 20Eps Sgr | 1.8360 | 11000. | 90 | 26199 | No |
| 93 | GOM_NL_2PRFIN20070305_095300_000000452056_00093_26199_7866.N1 | 05-MAR-2007 09:53:00 | Dark | 45.000 | 25 | 35Lam Sco | 1.6200 | 28000. | 90 | 26199 | No |
| 94 | GOM_NL_2PRFIN20070305_100302_000000552056_00094_26200_7886.N1 | 05-MAR-2007 10:03:02 | Dark | 55.000 | 4 | Alp1Cen | -0.010000 | 5800.0 | 110 | 26200 | No |
| 95 | GOM_NL_2PRFIN20070305_100420_000000442056_00094_26200_7887.N1 | 05-MAR-2007 10:04:20 | Dark | 44.000 | 10 | Bet Cen | 0.61000 | 28000. | 88 | 26200 | No |
| 96 | GOM_NL_2PRFIN20070305_100613_000000432056_00094_26200_7888.N1 | 05-MAR-2007 10:06:13 | Dark | 43.000 | 77 | Eps Cen | 2.3030 | 28000. | 86 | 26200 | No |
| 97 | GOM_NL_2PRFIN20070305_100751_000000472056_00094_26200_7889.N1 | 05-MAR-2007 10:07:51 | Dark | 46.500 | 26 | Gam Cru | 1.6240 | 2900.0 | 93 | 26200 | No |
| 98 | GOM_NL_2PRFIN20070305_100922_000000422056_00094_26200_7890.N1 | 05-MAR-2007 10:09:22 | Dark | 42.000 | 64 | Gam Cen | 2.2000 | 10600. | 84 | 26200 | No |
| 99 | GOM_NL_2PRFIN20070305_103031_000000402056_00094_26200_7891.N1 | 05-MAR-2007 10:30:31 | Bright | 40.000 | 22 | 32Alp Leo | 1.3600 | 15200. | 80 | 26200 | No |
| 100 | GOM_NL_2PRFIN20070305_103302_000000422056_00094_26200_7892.N1 | 05-MAR-2007 10:33:02 | Bright | 41.500 | 51 | 41Gam1Leo | 2.0100 | 4500.0 | 83 | 26200 | No |
| 101 | GOM_NL_2PRFIN20070305_104138_000000442056_00094_26200_7893.N1 | 05-MAR-2007 10:41:38 | Bright | 44.000 | 174 | 52Psi UMa | 3.0040 | 4400.0 | 88 | 26200 | No |

| | | | | | | | | | | | |
|-----|--|----------------------|--------|--------|-----|-----------|-----------|--------|-----|-------|----|
| 102 | GOM_NL__2PRFIN20070305_104432_000000402056_00094_26200_7894.N1 | 05-MAR-2007 10:44:32 | Bright | 39.500 | 82 | 48Bet UMa | 2.3650 | 10600. | 79 | 26200 | No |
| 103 | GOM_NL__2PRFIN20070305_104555_000000412056_00094_26200_7895.N1 | 05-MAR-2007 10:45:55 | Bright | 41.000 | 36 | 50Alp UMa | 1.8000 | 6300.0 | 82 | 26200 | No |
| 104 | GOM_NL__2PRFIN20070305_105308_000000402056_00094_26200_7896.N1 | 05-MAR-2007 10:53:08 | Bright | 40.000 | 60 | 7Bet UMi | 2.0810 | 3950.0 | 80 | 26200 | No |
| 105 | GOM_NL__2PRFIN20070305_110259_000000412056_00094_26200_7897.N1 | 05-MAR-2007 11:02:59 | Bright | 40.500 | 69 | 33Gam Dra | 2.2310 | 3800.0 | 81 | 26200 | No |
| 106 | GOM_NL__2PRFIN20070305_110531_000000362056_00094_26200_7898.N1 | 05-MAR-2007 11:05:31 | Bright | 35.500 | 144 | 18Del Cyg | 2.8600 | 11000. | 71 | 26200 | No |
| 107 | GOM_NL__2PRFIN20070305_110738_000000442056_00094_26200_7899.N1 | 05-MAR-2007 11:07:38 | Bright | 44.000 | 5 | 3Alp Lyr | 0.033000 | 11000. | 88 | 26200 | No |
| 108 | GOM_NL__2PRFIN20070305_111532_000000422056_00094_26200_7900.N1 | 05-MAR-2007 11:15:32 | Bright | 42.000 | 168 | 17Zet Aql | 2.9860 | 11000. | 84 | 26200 | No |
| 109 | GOM_NL__2PRFIN20070305_112529_000000412056_00094_26200_7901.N1 | 05-MAR-2007 11:25:29 | Dark | 41.000 | 155 | 41Pi Sgr | 2.9000 | 6600.0 | 82 | 26200 | No |
| 110 | GOM_NL__2PRFIN20070305_112721_000000442056_00094_26200_7902.N1 | 05-MAR-2007 11:27:21 | Dark | 44.000 | 57 | 34Sig Sgr | 2.0660 | 26000. | 88 | 26200 | No |
| 111 | GOM_NL__2PRFIN20070305_113033_000000432056_00094_26200_7903.N1 | 05-MAR-2007 11:30:33 | Dark | 43.000 | 38 | 20Eps Sgr | 1.8360 | 11000. | 86 | 26200 | No |
| 112 | GOM_NL__2PRFIN20070305_113337_000000462056_00094_26200_7904.N1 | 05-MAR-2007 11:33:37 | Dark | 46.000 | 25 | 35Lam Sco | 1.6200 | 28000. | 92 | 26200 | No |
| 113 | GOM_NL__2PRFIN20070305_114338_000000432056_00095_26201_7897.N1 | 05-MAR-2007 11:43:38 | Dark | 43.000 | 4 | Alp1Cen | -0.010000 | 5800.0 | 86 | 26201 | No |
| 114 | GOM_NL__2PRFIN20070305_114457_000000412056_00095_26201_7898.N1 | 05-MAR-2007 11:44:57 | Dark | 41.000 | 10 | Bet Cen | 0.61000 | 28000. | 82 | 26201 | No |
| 115 | GOM_NL__2PRFIN20070305_114650_000000422056_00095_26201_7899.N1 | 05-MAR-2007 11:46:50 | Dark | 41.500 | 77 | Eps Cen | 2.3030 | 28000. | 83 | 26201 | No |
| 116 | GOM_NL__2PRFIN20070305_114828_000000412056_00095_26201_7900.N1 | 05-MAR-2007 11:48:28 | Dark | 41.000 | 26 | Gam Cru | 1.6240 | 2900.0 | 82 | 26201 | No |
| 117 | GOM_NL__2PRFIN20070305_114958_000000422056_00095_26201_7901.N1 | 05-MAR-2007 11:49:58 | Dark | 41.500 | 64 | Gam Cen | 2.2000 | 10600. | 83 | 26201 | No |
| 118 | GOM_NL__2PRFIN20070305_121107_000000412056_00095_26201_7902.N1 | 05-MAR-2007 12:11:07 | Bright | 41.000 | 22 | 32Alp Leo | 1.3600 | 15200. | 82 | 26201 | No |
| 119 | GOM_NL__2PRFIN20070305_121337_000000412056_00095_26201_7903.N1 | 05-MAR-2007 12:13:37 | Bright | 40.500 | 51 | 41Gam1Leo | 2.0100 | 4500.0 | 81 | 26201 | No |
| 120 | GOM_NL__2PRFIN20070305_122214_000000432056_00095_26201_7904.N1 | 05-MAR-2007 12:22:14 | Bright | 43.000 | 174 | 52Psi UMa | 3.0040 | 4400.0 | 86 | 26201 | No |
| 121 | GOM_NL__2PRFIN20070305_122507_000000412056_00095_26201_7905.N1 | 05-MAR-2007 12:25:07 | Bright | 40.500 | 82 | 48Bet UMa | 2.3650 | 10600. | 81 | 26201 | No |
| 122 | GOM_NL__2PRFIN20070305_122631_000000412056_00095_26201_7906.N1 | 05-MAR-2007 12:26:31 | Bright | 40.500 | 36 | 50Alp UMa | 1.8000 | 6300.0 | 81 | 26201 | No |
| 123 | GOM_NL__2PRFIN20070305_123343_000000402056_00095_26201_7907.N1 | 05-MAR-2007 12:33:43 | Bright | 39.500 | 60 | 7Bet UMi | 2.0810 | 3950.0 | 79 | 26201 | No |
| 124 | GOM_NL__2PRFIN20070305_124334_000000472056_00095_26201_7908.N1 | 05-MAR-2007 12:43:34 | Bright | 46.500 | 69 | 33Gam Dra | 2.2310 | 3800.0 | 93 | 26201 | No |
| 125 | GOM_NL__2PRFIN20070305_124607_000000362056_00095_26201_7909.N1 | 05-MAR-2007 12:46:07 | Bright | 36.000 | 144 | 18Del Cyg | 2.8600 | 11000. | 72 | 26201 | No |
| 126 | GOM_NL__2PRFIN20070305_124814_000000462056_00095_26201_7910.N1 | 05-MAR-2007 12:48:14 | Bright | 45.500 | 5 | 3Alp Lyr | 0.033000 | 11000. | 91 | 26201 | No |
| 127 | GOM_NL__2PRFIN20070305_125609_000000412056_00095_26201_7911.N1 | 05-MAR-2007 12:56:09 | Bright | 41.000 | 168 | 17Zet Aql | 2.9860 | 11000. | 82 | 26201 | No |
| 128 | GOM_NL__2PRFIN20070305_130605_000000422056_00095_26201_7912.N1 | 05-MAR-2007 13:06:05 | Dark | 41.500 | 155 | 41Pi Sgr | 2.9000 | 6600.0 | 83 | 26201 | No |
| 129 | GOM_NL__2PRFIN20070305_130758_000000442056_00095_26201_7913.N1 | 05-MAR-2007 13:07:58 | Dark | 44.000 | 57 | 34Sig Sgr | 2.0660 | 26000. | 88 | 26201 | No |
| 130 | GOM_NL__2PRFIN20070305_131110_000000442056_00095_26201_7914.N1 | 05-MAR-2007 13:11:10 | Dark | 43.500 | 38 | 20Eps Sgr | 1.8360 | 11000. | 87 | 26201 | No |
| 131 | GOM_NL__2PRFIN20070305_131414_000000452056_00095_26201_7915.N1 | 05-MAR-2007 13:14:14 | Dark | 45.000 | 25 | 35Lam Sco | 1.6200 | 28000. | 90 | 26201 | No |
| 132 | GOM_NL__2PRFIN20070305_132415_000000432056_00096_26202_8005.N1 | 05-MAR-2007 13:24:15 | Dark | 42.500 | 4 | Alp1Cen | -0.010000 | 5800.0 | 85 | 26202 | No |
| 133 | GOM_NL__2PRFIN20070305_132533_000000452056_00096_26202_8006.N1 | 05-MAR-2007 13:25:33 | Dark | 45.000 | 10 | Bet Cen | 0.61000 | 28000. | 90 | 26202 | No |
| 134 | GOM_NL__2PRFIN20070305_132726_000000422056_00096_26202_8007.N1 | 05-MAR-2007 13:27:26 | Dark | 42.000 | 77 | Eps Cen | 2.3030 | 28000. | 84 | 26202 | No |
| 135 | GOM_NL__2PRFIN20070305_132904_000000512056_00096_26202_8008.N1 | 05-MAR-2007 13:29:04 | Dark | 50.500 | 26 | Gam Cru | 1.6240 | 2900.0 | 101 | 26202 | No |
| 136 | GOM_NL__2PRFIN20070305_133035_000000432056_00096_26202_8009.N1 | 05-MAR-2007 13:30:35 | Dark | 42.500 | 64 | Gam Cen | 2.2000 | 10600. | 85 | 26202 | No |
| 137 | GOM_NL__2PRFIN20070305_135143_000000412056_00096_26202_8010.N1 | 05-MAR-2007 13:51:43 | Bright | 41.000 | 22 | 32Alp Leo | 1.3600 | 15200. | 82 | 26202 | No |
| 138 | GOM_NL__2PRFIN20070305_135413_000000422056_00096_26202_8011.N1 | 05-MAR-2007 13:54:13 | Bright | 42.000 | 51 | 41Gam1Leo | 2.0100 | 4500.0 | 84 | 26202 | No |
| 139 | GOM_NL__2PRFIN20070305_140249_000000432056_00096_26202_8012.N1 | 05-MAR-2007 14:02:49 | Bright | 43.000 | 174 | 52Psi UMa | 3.0040 | 4400.0 | 86 | 26202 | No |
| 140 | GOM_NL__2PRFIN20070305_140543_000000402056_00096_26202_8013.N1 | 05-MAR-2007 14:05:43 | Bright | 39.500 | 82 | 48Bet UMa | 2.3650 | 10600. | 79 | 26202 | No |
| 141 | GOM_NL__2PRFIN20070305_140706_000000412056_00096_26202_8014.N1 | 05-MAR-2007 14:07:06 | Bright | 41.000 | 36 | 50Alp UMa | 1.8000 | 6300.0 | 82 | 26202 | No |
| 142 | GOM_NL__2PRFIN20070305_141419_000000382056_00096_26202_8015.N1 | 05-MAR-2007 14:14:19 | Bright | 37.500 | 60 | 7Bet UMi | 2.0810 | 3950.0 | 75 | 26202 | No |
| 143 | GOM_NL__2PRFIN20070305_142410_000000462056_00096_26202_8016.N1 | 05-MAR-2007 14:24:10 | Bright | 45.500 | 69 | 33Gam Dra | 2.2310 | 3800.0 | 91 | 26202 | No |
| 144 | GOM_NL__2PRFIN20070305_142643_000000362056_00096_26202_8017.N1 | 05-MAR-2007 14:26:43 | Bright | 36.000 | 144 | 18Del Cyg | 2.8600 | 11000. | 72 | 26202 | No |
| 145 | GOM_NL__2PRFIN20070305_142850_000000462056_00096_26202_8018.N1 | 05-MAR-2007 14:28:50 | Bright | 45.500 | 5 | 3Alp Lyr | 0.033000 | 11000. | 91 | 26202 | No |
| 146 | GOM_NL__2PRFIN20070305_143645_000000432056_00096_26202_8019.N1 | 05-MAR-2007 14:36:45 | Bright | 42.500 | 168 | 17Zet Aql | 2.9860 | 11000. | 85 | 26202 | No |
| 147 | GOM_NL__2PRFIN20070305_144642_000000432056_00096_26202_8020.N1 | 05-MAR-2007 14:46:42 | Dark | 42.500 | 155 | 41Pi Sgr | 2.9000 | 6600.0 | 85 | 26202 | No |
| 148 | GOM_NL__2PRFIN20070305_144834_000000442056_00096_26202_8021.N1 | 05-MAR-2007 14:48:34 | Dark | 43.500 | 57 | 34Sig Sgr | 2.0660 | 26000. | 87 | 26202 | No |
| 149 | GOM_NL__2PRFIN20070305_145147_000000442056_00096_26202_8022.N1 | 05-MAR-2007 14:51:47 | Dark | 43.500 | 38 | 20Eps Sgr | 1.8360 | 11000. | 87 | 26202 | No |
| 150 | GOM_NL__2PRFIN20070305_145451_000000462056_00096_26202_8023.N1 | 05-MAR-2007 14:54:51 | Dark | 45.500 | 25 | 35Lam Sco | 1.6200 | 28000. | 91 | 26202 | No |
| 151 | GOM_NL__2PRFIN20070305_150451_000000532056_00097_26203_8032.N1 | 05-MAR-2007 15:04:51 | Dark | 52.500 | 4 | Alp1Cen | -0.010000 | 5800.0 | 105 | 26203 | No |
| 152 | GOM_NL__2PRFIN20070305_150610_000000522056_00097_26203_8033.N1 | 05-MAR-2007 15:06:10 | Dark | 51.500 | 10 | Bet Cen | 0.61000 | 28000. | 103 | 26203 | No |
| 153 | GOM_NL__2PRFIN20070305_150803_000000432056_00097_26203_8034.N1 | 05-MAR-2007 15:08:03 | Dark | 42.500 | 77 | Eps Cen | 2.3030 | 28000. | 85 | 26203 | No |
| 154 | GOM_NL__2PRFIN20070305_150940_000000462056_00097_26203_8035.N1 | 05-MAR-2007 15:09:40 | Dark | 46.000 | 26 | Gam Cru | 1.6240 | 2900.0 | 92 | 26203 | No |
| 155 | GOM_NL__2PRFIN20070305_151111_000000422056_00097_26203_8036.N1 | 05-MAR-2007 15:11:11 | Dark | 42.000 | 64 | Gam Cen | 2.2000 | 10600. | 84 | 26203 | No |
| 156 | GOM_NL__2PRFIN20070305_153219_000000402056_00097_26203_8037.N1 | 05-MAR-2007 15:32:19 | Bright | 40.000 | 22 | 32Alp Leo | 1.3600 | 15200. | 80 | 26203 | No |
| 157 | GOM_NL__2PRFIN20070305_153449_000000432056_00097_26203_8038.N1 | 05-MAR-2007 15:34:49 | Bright | 42.500 | 51 | 41Gam1Leo | 2.0100 | 4500.0 | 85 | 26203 | No |
| 158 | GOM_NL__2PRFIN20070305_154324_000000432056_00097_26203_8039.N1 | 05-MAR-2007 15:43:24 | Bright | 43.000 | 174 | 52Psi UMa | 3.0040 | 4400.0 | 86 | 26203 | No |
| 159 | GOM_NL__2PRFIN20070305_154619_000000412056_00097_26203_8040.N1 | 05-MAR-2007 15:46:19 | Bright | 40.500 | 82 | 48Bet UMa | 2.3650 | 10600. | 81 | 26203 | No |
| 160 | GOM_NL__2PRFIN20070305_154742_000000392056_00097_26203_8041.N1 | 05-MAR-2007 15:47:42 | Bright | 39.000 | 36 | 50Alp UMa | 1.8000 | 6300.0 | 78 | 26203 | No |

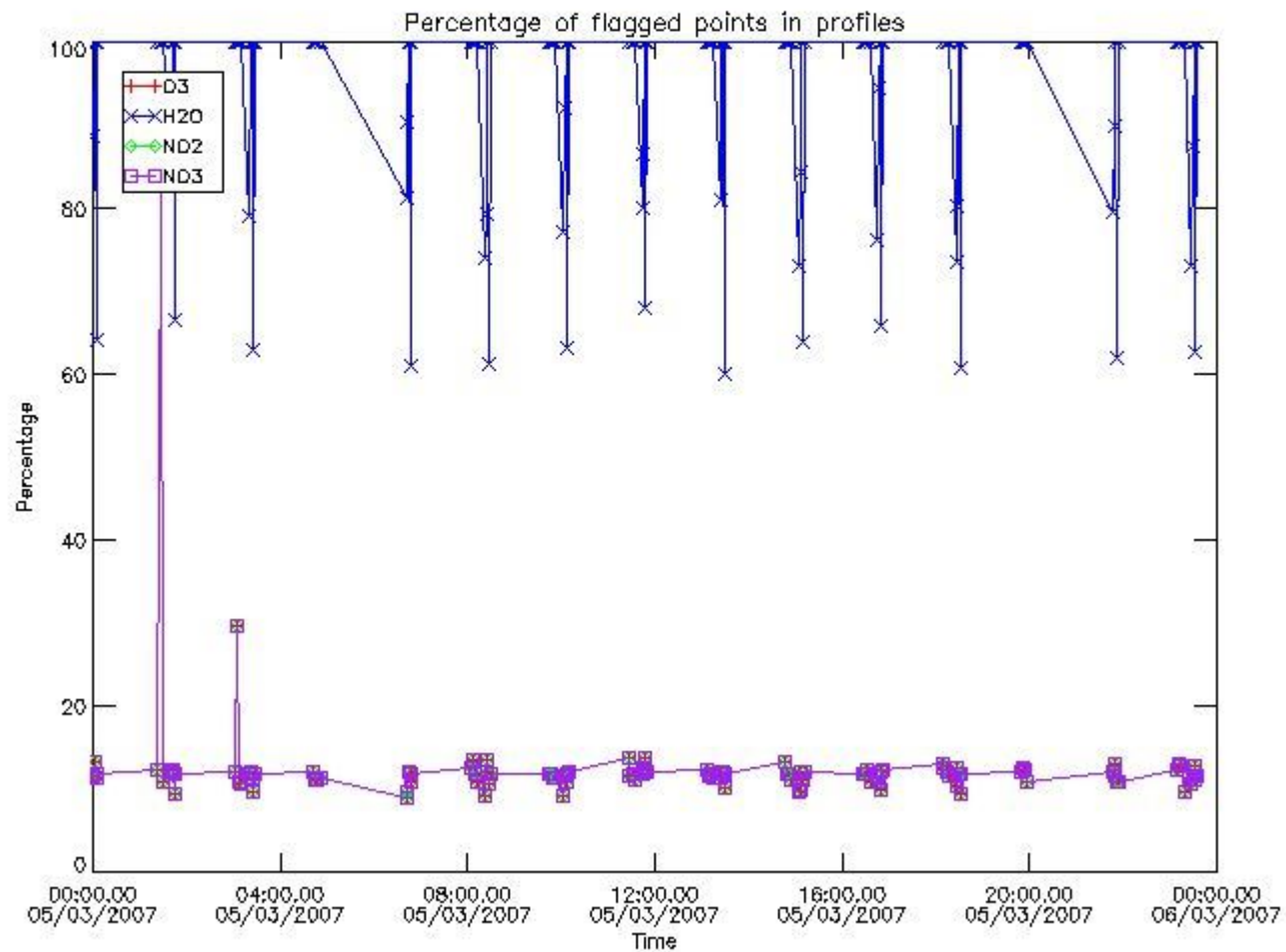
| | | | | | | | | | | | |
|-----|--|----------------------|--------|--------|-----|-----------|-----------|--------|-----|-------|----|
| 161 | GOM_NL__2PRFIN20070305_155454_000000392056_00097_26203_8042.N1 | 05-MAR-2007 15:54:54 | Bright | 39.000 | 60 | 7Bet UMi | 2.0810 | 3950.0 | 78 | 26203 | No |
| 162 | GOM_NL__2PRFIN20070305_160446_000000472056_00097_26203_8043.N1 | 05-MAR-2007 16:04:46 | Bright | 46.500 | 69 | 33Gam Dra | 2.2310 | 3800.0 | 93 | 26203 | No |
| 163 | GOM_NL__2PRFIN20070305_160719_000000362056_00097_26203_8044.N1 | 05-MAR-2007 16:07:19 | Bright | 36.000 | 144 | 18Del Cyg | 2.8600 | 11000. | 72 | 26203 | No |
| 164 | GOM_NL__2PRFIN20070305_160926_000000432056_00097_26203_8045.N1 | 05-MAR-2007 16:09:26 | Bright | 42.500 | 5 | 3Alp Lyr | 0.033000 | 11000. | 85 | 26203 | No |
| 165 | GOM_NL__2PRFIN20070305_161722_000000422056_00097_26203_8046.N1 | 05-MAR-2007 16:17:22 | Bright | 41.500 | 168 | 17Zet Aql | 2.9860 | 11000. | 83 | 26203 | No |
| 166 | GOM_NL__2PRFIN20070305_162718_000000432056_00097_26203_8047.N1 | 05-MAR-2007 16:27:18 | Dark | 43.000 | 155 | 41Pi Sgr | 2.9000 | 6600.0 | 86 | 26203 | No |
| 167 | GOM_NL__2PRFIN20070305_162911_000000432056_00097_26203_8048.N1 | 05-MAR-2007 16:29:11 | Dark | 43.000 | 57 | 34Sig Sgr | 2.0660 | 26000. | 86 | 26203 | No |
| 168 | GOM_NL__2PRFIN20070305_163223_000000422056_00097_26203_8049.N1 | 05-MAR-2007 16:32:23 | Dark | 41.500 | 38 | 20Eps Sgr | 1.8360 | 11000. | 83 | 26203 | No |
| 169 | GOM_NL__2PRFIN20070305_163528_000000472056_00097_26203_8050.N1 | 05-MAR-2007 16:35:28 | Dark | 46.500 | 25 | 35Lam Sco | 1.6200 | 28000. | 93 | 26203 | No |
| 170 | GOM_NL__2PRFIN20070305_164528_000000452056_00098_26204_8100.N1 | 05-MAR-2007 16:45:28 | Dark | 44.500 | 4 | Alp1Cen | -0.010000 | 5800.0 | 89 | 26204 | No |
| 171 | GOM_NL__2PRFIN20070305_164646_000000472056_00098_26204_8101.N1 | 05-MAR-2007 16:46:46 | Dark | 46.500 | 10 | Bet Cen | 0.61000 | 28000. | 93 | 26204 | No |
| 172 | GOM_NL__2PRFIN20070305_164840_000000432056_00098_26204_8102.N1 | 05-MAR-2007 16:48:40 | Dark | 42.500 | 77 | Eps Cen | 2.3030 | 28000. | 85 | 26204 | No |
| 173 | GOM_NL__2PRFIN20070305_165017_000000562056_00098_26204_8103.N1 | 05-MAR-2007 16:50:17 | Dark | 56.000 | 26 | Gam Cru | 1.6240 | 2900.0 | 112 | 26204 | No |
| 174 | GOM_NL__2PRFIN20070305_165148_000000412056_00098_26204_8104.N1 | 05-MAR-2007 16:51:48 | Dark | 41.000 | 64 | Gam Cen | 2.2000 | 10600. | 82 | 26204 | No |
| 175 | GOM_NL__2PRFIN20070305_171254_000000402056_00098_26204_8105.N1 | 05-MAR-2007 17:12:54 | Bright | 40.000 | 22 | 32Alp Leo | 1.3600 | 15200. | 80 | 26204 | No |
| 176 | GOM_NL__2PRFIN20070305_171524_000000422056_00098_26204_8106.N1 | 05-MAR-2007 17:15:24 | Bright | 41.500 | 51 | 41Gam1Leo | 2.0100 | 4500.0 | 83 | 26204 | No |
| 177 | GOM_NL__2PRFIN20070305_172400_000000432056_00098_26204_8107.N1 | 05-MAR-2007 17:24:00 | Bright | 43.000 | 174 | 52Psi UMa | 3.0040 | 4400.0 | 86 | 26204 | No |
| 178 | GOM_NL__2PRFIN20070305_172654_000000402056_00098_26204_8108.N1 | 05-MAR-2007 17:26:54 | Bright | 40.000 | 82 | 48Bet UMa | 2.3650 | 10600. | 80 | 26204 | No |
| 179 | GOM_NL__2PRFIN20070305_172817_000000412056_00098_26204_8109.N1 | 05-MAR-2007 17:28:17 | Bright | 41.000 | 36 | 50Alp UMa | 1.8000 | 6300.0 | 82 | 26204 | No |
| 180 | GOM_NL__2PRFIN20070305_173530_000000412056_00098_26204_8110.N1 | 05-MAR-2007 17:35:30 | Bright | 41.000 | 60 | 7Bet UMi | 2.0810 | 3950.0 | 82 | 26204 | No |
| 181 | GOM_NL__2PRFIN20070305_174521_000000452056_00098_26204_8111.N1 | 05-MAR-2007 17:45:21 | Bright | 45.000 | 69 | 33Gam Dra | 2.2310 | 3800.0 | 90 | 26204 | No |
| 182 | GOM_NL__2PRFIN20070305_174755_000000372056_00098_26204_8112.N1 | 05-MAR-2007 17:47:55 | Bright | 36.500 | 144 | 18Del Cyg | 2.8600 | 11000. | 73 | 26204 | No |
| 183 | GOM_NL__2PRFIN20070305_175002_000000462056_00098_26204_8113.N1 | 05-MAR-2007 17:50:02 | Bright | 46.000 | 5 | 3Alp Lyr | 0.033000 | 11000. | 92 | 26204 | No |
| 184 | GOM_NL__2PRFIN20070305_175758_000000412056_00098_26204_8114.N1 | 05-MAR-2007 17:57:58 | Bright | 41.000 | 168 | 17Zet Aql | 2.9860 | 11000. | 82 | 26204 | No |
| 185 | GOM_NL__2PRFIN20070305_180755_000000402056_00098_26204_8115.N1 | 05-MAR-2007 18:07:55 | Dark | 39.500 | 155 | 41Pi Sgr | 2.9000 | 6600.0 | 79 | 26204 | No |
| 186 | GOM_NL__2PRFIN20070305_180947_000000412056_00098_26204_8116.N1 | 05-MAR-2007 18:09:47 | Dark | 41.000 | 57 | 34Sig Sgr | 2.0660 | 26000. | 82 | 26204 | No |
| 187 | GOM_NL__2PRFIN20070305_181300_000000432056_00098_26204_8117.N1 | 05-MAR-2007 18:13:00 | Dark | 42.500 | 38 | 20Eps Sgr | 1.8360 | 11000. | 85 | 26204 | No |
| 188 | GOM_NL__2PRFIN20070305_181605_000000452056_00098_26204_8118.N1 | 05-MAR-2007 18:16:05 | Dark | 44.500 | 25 | 35Lam Sco | 1.6200 | 28000. | 89 | 26204 | No |
| 189 | GOM_NL__2PRFIN20070305_182605_000000502056_00099_26205_8140.N1 | 05-MAR-2007 18:26:05 | Dark | 49.500 | 4 | Alp1Cen | -0.010000 | 5800.0 | 99 | 26205 | No |
| 190 | GOM_NL__2PRFIN20070305_182723_000000412056_00099_26205_8141.N1 | 05-MAR-2007 18:27:23 | Dark | 41.000 | 10 | Bet Cen | 0.61000 | 28000. | 82 | 26205 | No |
| 191 | GOM_NL__2PRFIN20070305_182916_000000432056_00099_26205_8142.N1 | 05-MAR-2007 18:29:16 | Dark | 43.000 | 77 | Eps Cen | 2.3030 | 28000. | 86 | 26205 | No |
| 192 | GOM_NL__2PRFIN20070305_183053_000000542056_00099_26205_8143.N1 | 05-MAR-2007 18:30:53 | Dark | 54.000 | 26 | Gam Cru | 1.6240 | 2900.0 | 108 | 26205 | No |
| 193 | GOM_NL__2PRFIN20070305_183225_000000432056_00099_26205_8144.N1 | 05-MAR-2007 18:32:25 | Dark | 43.000 | 64 | Gam Cen | 2.2000 | 10600. | 86 | 26205 | No |
| 194 | GOM_NL__2PRFIN20070305_185330_000000402056_00099_26205_8145.N1 | 05-MAR-2007 18:53:30 | Bright | 39.500 | 22 | 32Alp Leo | 1.3600 | 15200. | 79 | 26205 | No |
| 195 | GOM_NL__2PRFIN20070305_185600_000000422056_00099_26205_8146.N1 | 05-MAR-2007 18:56:00 | Bright | 41.500 | 51 | 41Gam1Leo | 2.0100 | 4500.0 | 83 | 26205 | No |
| 196 | GOM_NL__2PRFIN20070305_190435_000000432056_00099_26205_8147.N1 | 05-MAR-2007 19:04:35 | Bright | 43.000 | 174 | 52Psi UMa | 3.0040 | 4400.0 | 86 | 26205 | No |
| 197 | GOM_NL__2PRFIN20070305_190730_000000402056_00099_26205_8148.N1 | 05-MAR-2007 19:07:30 | Bright | 40.000 | 82 | 48Bet UMa | 2.3650 | 10600. | 80 | 26205 | No |
| 198 | GOM_NL__2PRFIN20070305_190853_000000422056_00099_26205_8149.N1 | 05-MAR-2007 19:08:53 | Bright | 42.000 | 36 | 50Alp UMa | 1.8000 | 6300.0 | 84 | 26205 | No |
| 199 | GOM_NL__2PRFIN20070305_191606_000000412056_00099_26205_8150.N1 | 05-MAR-2007 19:16:06 | Bright | 41.000 | 60 | 7Bet UMi | 2.0810 | 3950.0 | 82 | 26205 | No |
| 200 | GOM_NL__2PRFIN20070305_192557_000000472056_00099_26205_8151.N1 | 05-MAR-2007 19:25:57 | Bright | 46.500 | 69 | 33Gam Dra | 2.2310 | 3800.0 | 93 | 26205 | No |
| 201 | GOM_NL__2PRFIN20070305_192831_000000352056_00099_26205_8152.N1 | 05-MAR-2007 19:28:31 | Bright | 34.500 | 144 | 18Del Cyg | 2.8600 | 11000. | 69 | 26205 | No |
| 202 | GOM_NL__2PRFIN20070305_193038_000000462056_00099_26205_8153.N1 | 05-MAR-2007 19:30:38 | Bright | 45.500 | 5 | 3Alp Lyr | 0.033000 | 11000. | 91 | 26205 | No |
| 203 | GOM_NL__2PRFIN20070305_193834_000000432056_00099_26205_8154.N1 | 05-MAR-2007 19:38:34 | Bright | 42.500 | 168 | 17Zet Aql | 2.9860 | 11000. | 85 | 26205 | No |
| 204 | GOM_NL__2PRFIN20070305_194831_000000432056_00099_26205_8155.N1 | 05-MAR-2007 19:48:31 | Dark | 42.500 | 155 | 41Pi Sgr | 2.9000 | 6600.0 | 85 | 26205 | No |
| 205 | GOM_NL__2PRFIN20070305_195024_000000412056_00099_26205_8156.N1 | 05-MAR-2007 19:50:24 | Dark | 40.500 | 57 | 34Sig Sgr | 2.0660 | 26000. | 81 | 26205 | No |
| 206 | GOM_NL__2PRFIN20070305_195337_000000422056_00099_26205_8157.N1 | 05-MAR-2007 19:53:37 | Dark | 41.500 | 38 | 20Eps Sgr | 1.8360 | 11000. | 83 | 26205 | No |
| 207 | GOM_NL__2PRFIN20070305_195641_000000472056_00099_26205_8158.N1 | 05-MAR-2007 19:56:41 | Dark | 46.500 | 25 | 35Lam Sco | 1.6200 | 28000. | 93 | 26205 | No |
| 208 | GOM_NL__2PRFIN20070305_214718_000000422056_00101_26207_8158.N1 | 05-MAR-2007 21:47:18 | Dark | 42.000 | 4 | Alp1Cen | -0.010000 | 5800.0 | 84 | 26207 | No |
| 209 | GOM_NL__2PRFIN20070305_214836_000000452056_00101_26207_8159.N1 | 05-MAR-2007 21:48:36 | Dark | 44.500 | 10 | Bet Cen | 0.61000 | 28000. | 89 | 26207 | No |
| 210 | GOM_NL__2PRFIN20070305_215029_000000432056_00101_26207_8160.N1 | 05-MAR-2007 21:50:29 | Dark | 43.000 | 77 | Eps Cen | 2.3030 | 28000. | 86 | 26207 | No |
| 211 | GOM_NL__2PRFIN20070305_215206_000000472056_00101_26207_8161.N1 | 05-MAR-2007 21:52:06 | Dark | 46.500 | 26 | Gam Cru | 1.6240 | 2900.0 | 93 | 26207 | No |
| 212 | GOM_NL__2PRFIN20070305_215337_000000472056_00101_26207_8162.N1 | 05-MAR-2007 21:53:37 | Dark | 46.500 | 64 | Gam Cen | 2.2000 | 10600. | 93 | 26207 | No |
| 213 | GOM_NL__2PRFIN20070305_221442_000000392056_00101_26207_8163.N1 | 05-MAR-2007 22:14:42 | Bright | 38.500 | 22 | 32Alp Leo | 1.3600 | 15200. | 77 | 26207 | No |
| 214 | GOM_NL__2PRFIN20070305_221712_000000402056_00101_26207_8164.N1 | 05-MAR-2007 22:17:12 | Bright | 40.000 | 51 | 41Gam1Leo | 2.0100 | 4500.0 | 80 | 26207 | No |
| 215 | GOM_NL__2PRFIN20070305_222546_000000412056_00101_26207_8165.N1 | 05-MAR-2007 22:25:46 | Bright | 41.000 | 174 | 52Psi UMa | 3.0040 | 4400.0 | 82 | 26207 | No |
| 216 | GOM_NL__2PRFIN20070305_222841_000000392056_00101_26207_8166.N1 | 05-MAR-2007 22:28:41 | Bright | 39.000 | 82 | 48Bet UMa | 2.3650 | 10600. | 78 | 26207 | No |
| 217 | GOM_NL__2PRFIN20070305_223004_000000412056_00101_26207_8167.N1 | 05-MAR-2007 22:30:04 | Bright | 40.500 | 36 | 50Alp UMa | 1.8000 | 6300.0 | 81 | 26207 | No |
| 218 | GOM_NL__2PRFIN20070305_223717_000000412056_00101_26207_8168.N1 | 05-MAR-2007 22:37:17 | Bright | 41.000 | 60 | 7Bet UMi | 2.0810 | 3950.0 | 82 | 26207 | No |
| 219 | GOM_NL__2PRFIN20070305_224708_000000452056_00101_26207_8169.N1 | 05-MAR-2007 22:47:08 | Bright | 44.500 | 69 | 33Gam Dra | 2.2310 | 3800.0 | 89 | 26207 | No |

| | | | | | | | | | | | |
|-----|--|----------------------|--------|--------|-----|-----------|-----------|--------|-----|-------|----|
| 220 | GOM_NL__2PRFIN20070305_224942_000000362056_00101_26207_8170.N1 | 05-MAR-2007 22:49:42 | Bright | 36.000 | 144 | 18Del Cyg | 2.8600 | 11000. | 72 | 26207 | No |
| 221 | GOM_NL__2PRFIN20070305_225150_000000422056_00101_26207_8171.N1 | 05-MAR-2007 22:51:50 | Bright | 42.000 | 5 | 3Alp Lyr | 0.033000 | 11000. | 84 | 26207 | No |
| 222 | GOM_NL__2PRFIN20070305_225947_000000412056_00101_26207_8172.N1 | 05-MAR-2007 22:59:47 | Bright | 40.500 | 168 | 17Zet Aql | 2.9860 | 11000. | 81 | 26207 | No |
| 223 | GOM_NL__2PRFIN20070305_230944_000000422056_00101_26207_8173.N1 | 05-MAR-2007 23:09:44 | Dark | 41.500 | 155 | 41Pi Sgr | 2.9000 | 6600.0 | 83 | 26207 | No |
| 224 | GOM_NL__2PRFIN20070305_231137_000000402056_00101_26207_8174.N1 | 05-MAR-2007 23:11:37 | Dark | 39.500 | 57 | 34Sig Sgr | 2.0660 | 26000. | 79 | 26207 | No |
| 225 | GOM_NL__2PRFIN20070305_231450_000000482056_00101_26207_8175.N1 | 05-MAR-2007 23:14:50 | Dark | 48.000 | 38 | 20Eps Sgr | 1.8360 | 11000. | 96 | 26207 | No |
| 226 | GOM_NL__2PRFIN20070305_231755_000000532056_00101_26207_8176.N1 | 05-MAR-2007 23:17:55 | Dark | 53.000 | 25 | 35Lam Sco | 1.6200 | 28000. | 106 | 26207 | No |
| 227 | GOM_NL__2PRFIN20070305_232754_000000492056_00102_26208_8234.N1 | 05-MAR-2007 23:27:54 | Dark | 48.500 | 4 | Alp1Cen | -0.010000 | 5800.0 | 97 | 26208 | No |
| 228 | GOM_NL__2PRFIN20070305_232912_000000452056_00102_26208_8235.N1 | 05-MAR-2007 23:29:12 | Dark | 44.500 | 10 | Bet Cen | 0.61000 | 28000. | 89 | 26208 | No |
| 229 | GOM_NL__2PRFIN20070305_233106_000000442056_00102_26208_8236.N1 | 05-MAR-2007 23:31:06 | Dark | 44.000 | 77 | Eps Cen | 2.3030 | 28000. | 88 | 26208 | No |
| 230 | GOM_NL__2PRFIN20070305_233242_000000462056_00102_26208_8237.N1 | 05-MAR-2007 23:32:42 | Dark | 46.000 | 26 | Gam Cru | 1.6240 | 2900.0 | 92 | 26208 | No |
| 231 | GOM_NL__2PRFIN20070305_233414_000000452056_00102_26208_8238.N1 | 05-MAR-2007 23:34:14 | Dark | 44.500 | 64 | Gam Cen | 2.2000 | 10600. | 89 | 26208 | No |
| 232 | GOM_NL__2PRFIN20070305_235518_000000402056_00102_26208_8239.N1 | 05-MAR-2007 23:55:18 | Bright | 40.000 | 22 | 32Alp Leo | 1.3600 | 15200. | 80 | 26208 | No |
| 233 | GOM_NL__2PRFIN20070305_235747_000000422056_00102_26208_8240.N1 | 05-MAR-2007 23:57:47 | Bright | 42.000 | 51 | 41Gam1Leo | 2.0100 | 4500.0 | 84 | 26208 | No |

3. Quality information per product

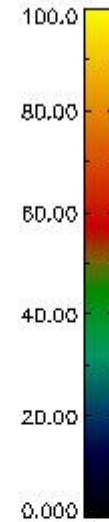
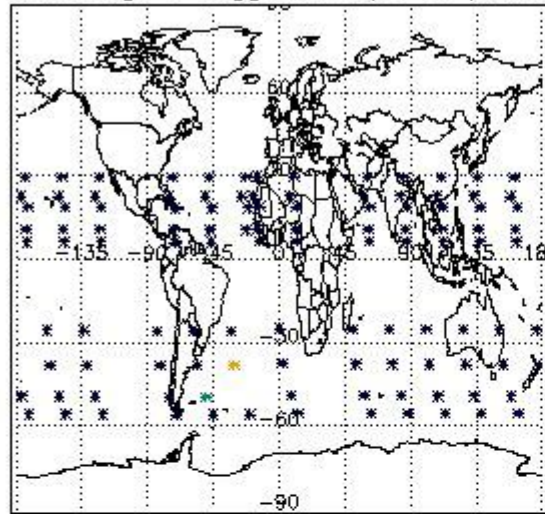
In this section it is plotted some information contained in the Quality Summary data set of the level 2 products. Only products in dark limb conditions and without errors (error flag in the MPH set to "0") are used.

3.1 Plot quality information per product (time dependant)


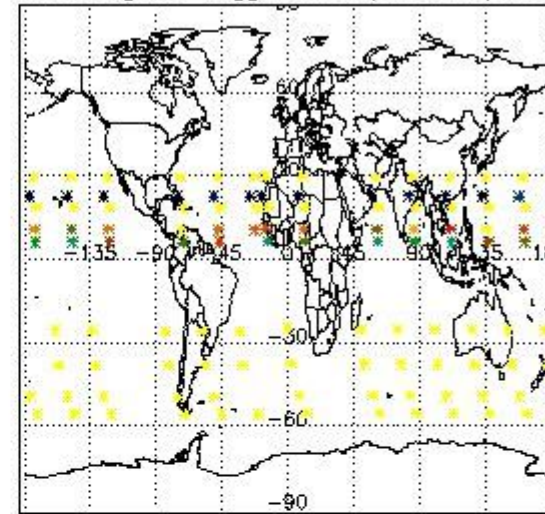


3.2 Plot quality information per product (world map)


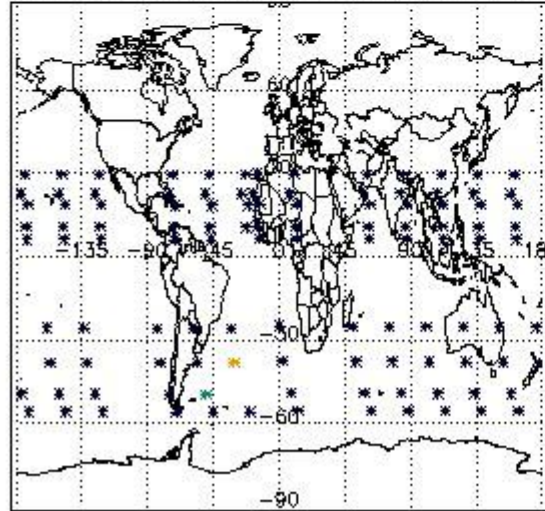
Percentage of flagged data per O3 profile



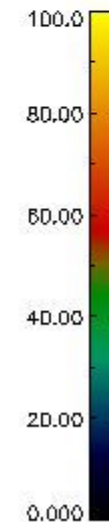
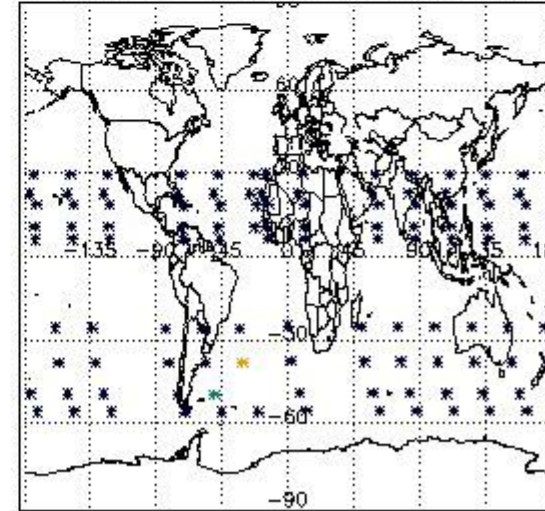
Percentage of flagged data per H2O profile



Percentage of flagged data per NO2 profile



Percentage of flagged data per NO3 profile

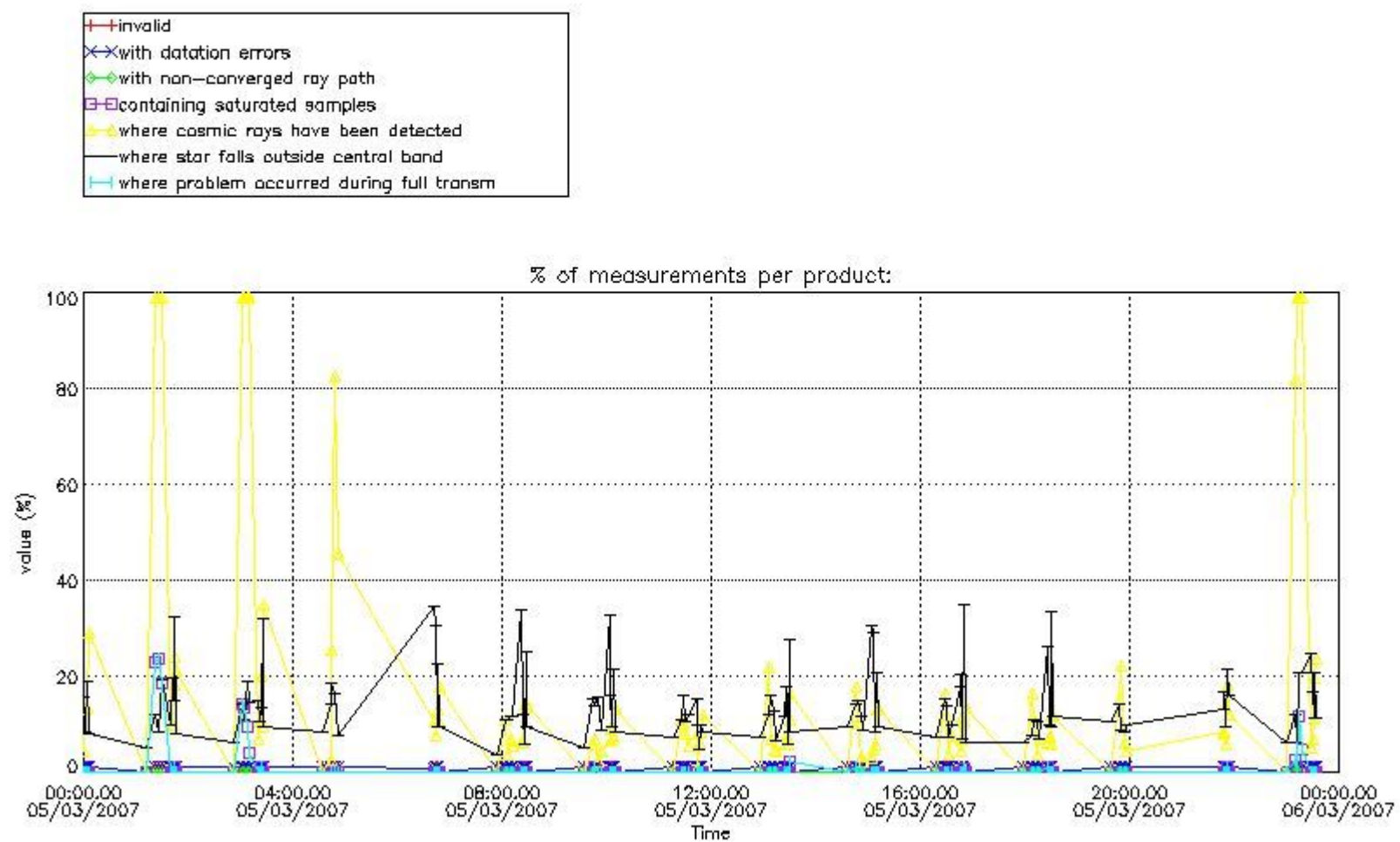


4. Level 1 quality information per product

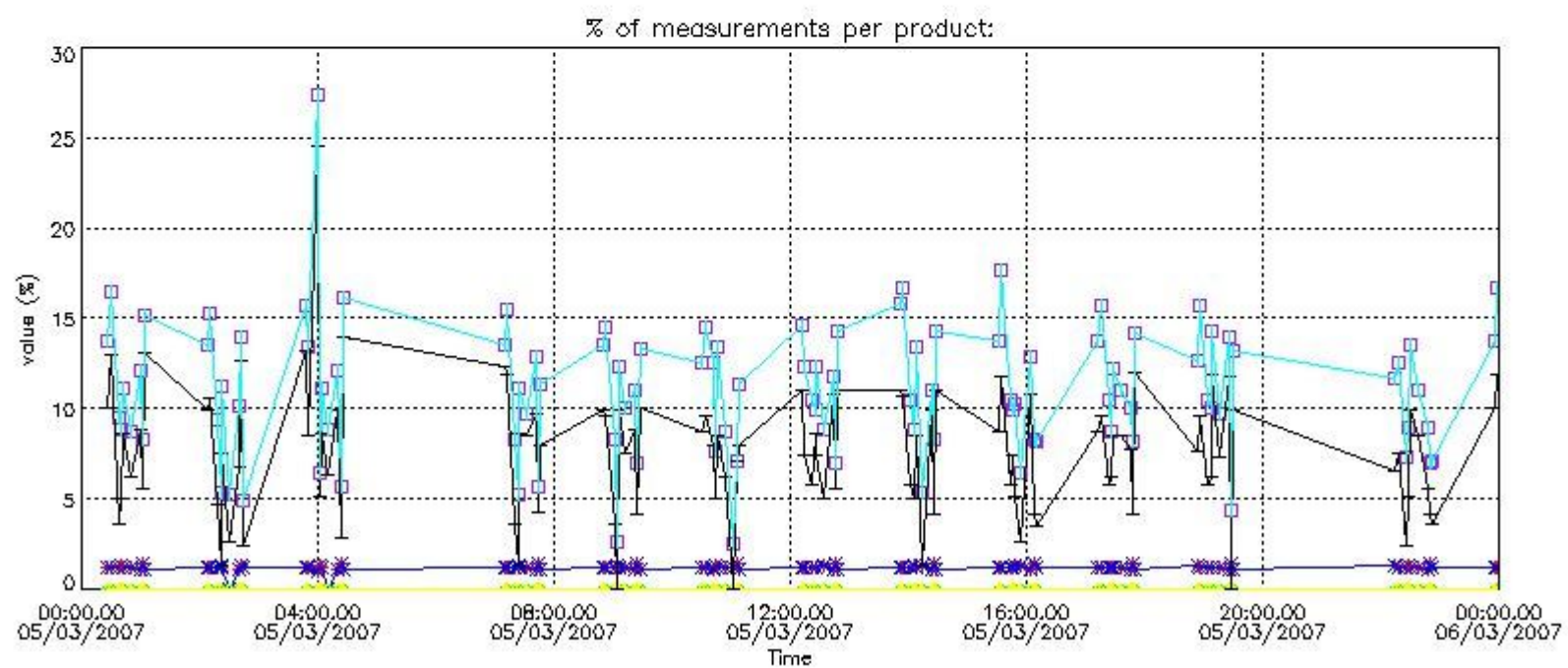
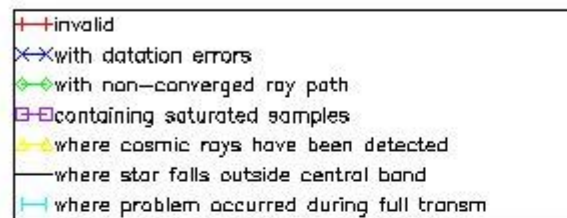
In this section it is plotted some information contained in the Quality Summary data set of the level 2 products that comes from the level 1b processing. Products without errors (error flag in the MPH set to "0") are used.

4.1 Plot quality information per product (time dependant) coming from level 1b processing

4.1.1 Plot level 1 quality information per product (time dependant): ENVISAT ASCENDING passes



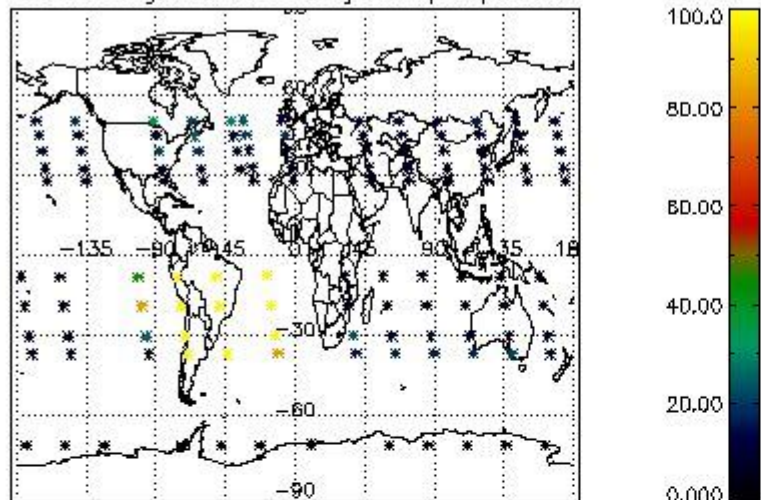
4.1.2 Plot level 1 quality information per product (time dependant): ENVI SAT DESCENDING passes



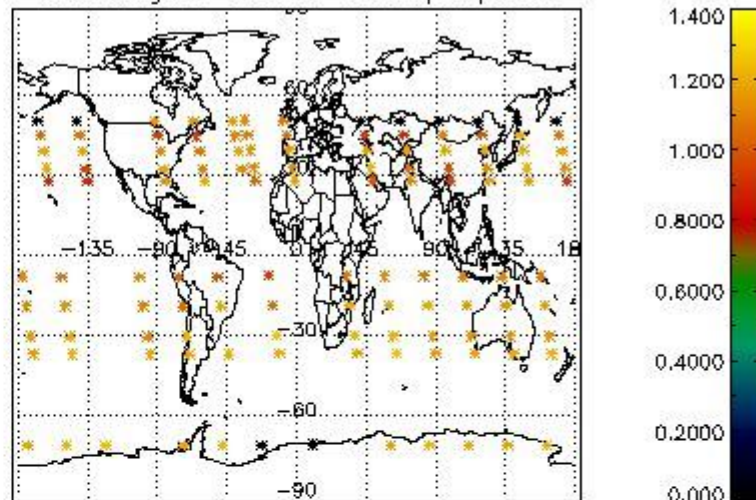
4.2 Plot quality information per product coming from level 1b processing (world map)

4.2.1 Plot level 1 quality information per product (world map): ENVISAT ASCENDING passes

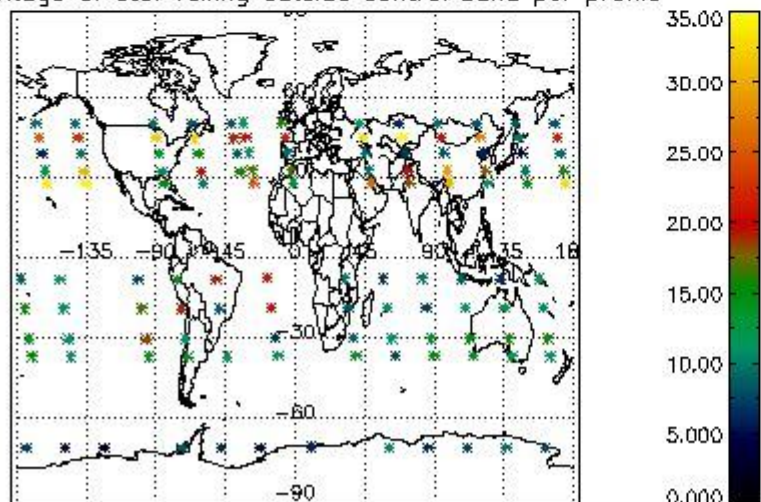
Percentage of cosmic ray hits per profile



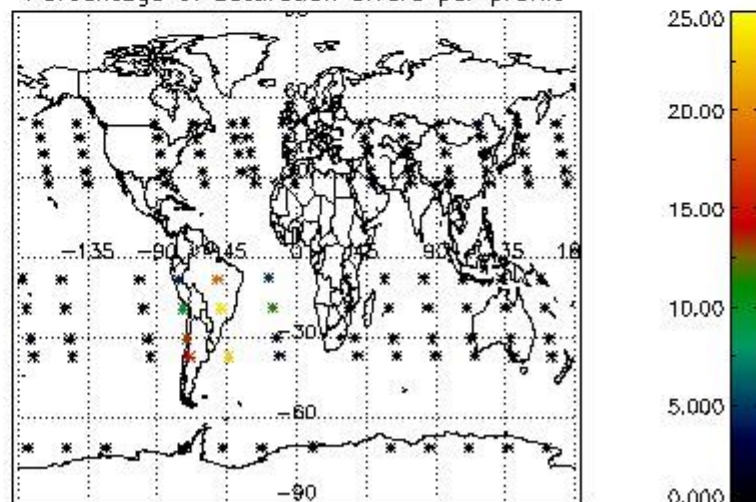
Percentage of datation errors per profile



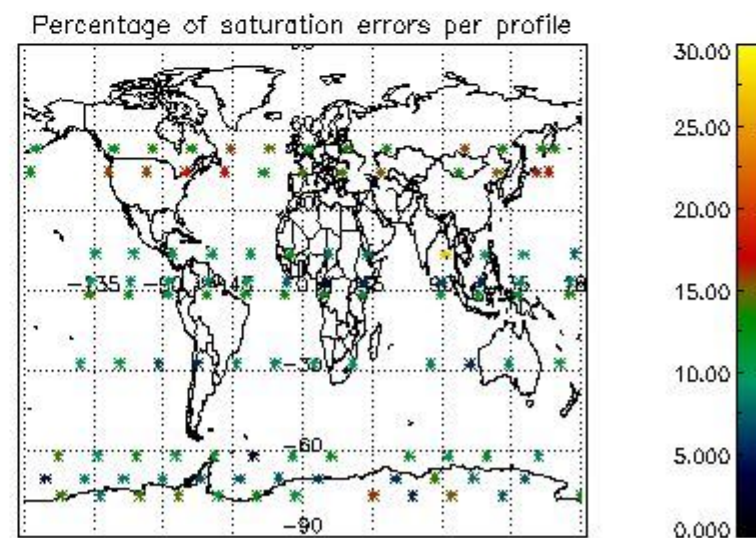
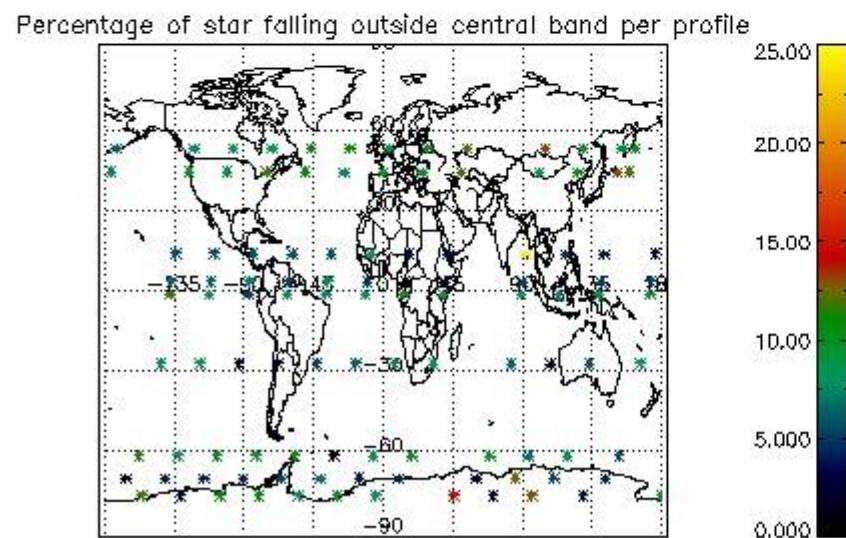
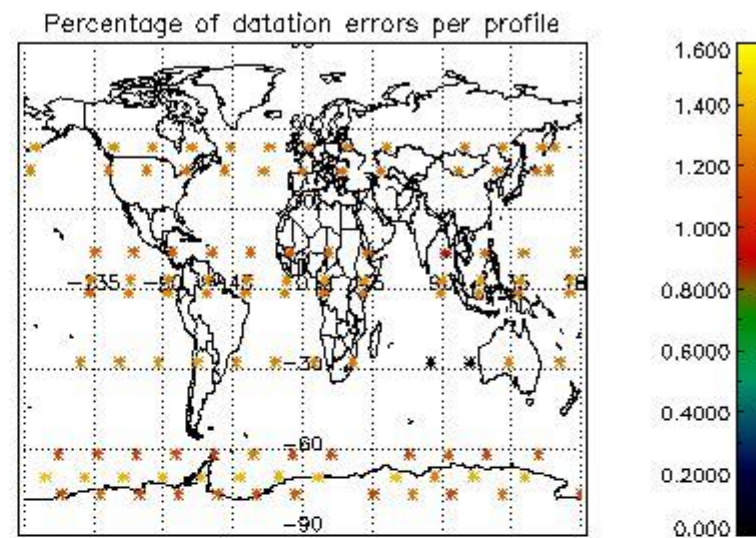
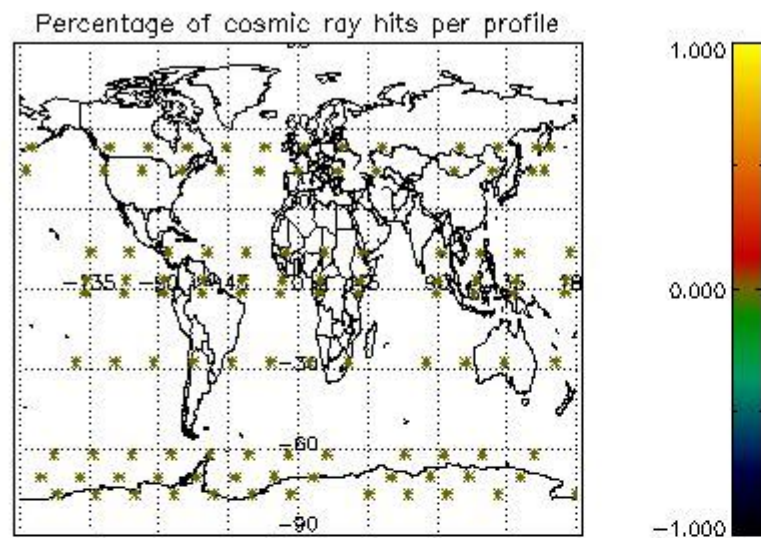
Percentage of star falling outside central band per profile



Percentage of saturation errors per profile



4.2.2 Plot level 1 quality information per product (world map): ENVISAT DESCENDING passes



5. Trace gas profiles

5.1 Ozone statistics based on quality of products

The final quality of the products can be "measured" using the STD (Standard Deviation) attached to every point profile. This information is written to the parameter GOM_NL__2P/NL_LOCAL_SPECIES_DENSITY/o3_std of the level 2 products. The table below shows the statistics for given STD ranges.

The statistics are given with respect to the overall valid production:

- Products without fatal errors: GOM_NL__2P/MPH/PRODUCT_ERR=0
- Valid point profile: GOM_NL__2P/NL_LOCAL_SPECIES_DENSITY/pcd(0)=0

The 'Criteria' is applied to valid points of dark limb products:

- Products in dark limb illumination condition: GOM_NL__2P/NL_SUMMARY_QUALITY/obs_ill_cond=0
- Products without fatal errors: GOM_NL__2P/MPH/PRODUCT_ERR=0
- Valid point profile: GOM_NL__2P/NL_LOCAL_SPECIES_DENSITY/pcd(0)=0

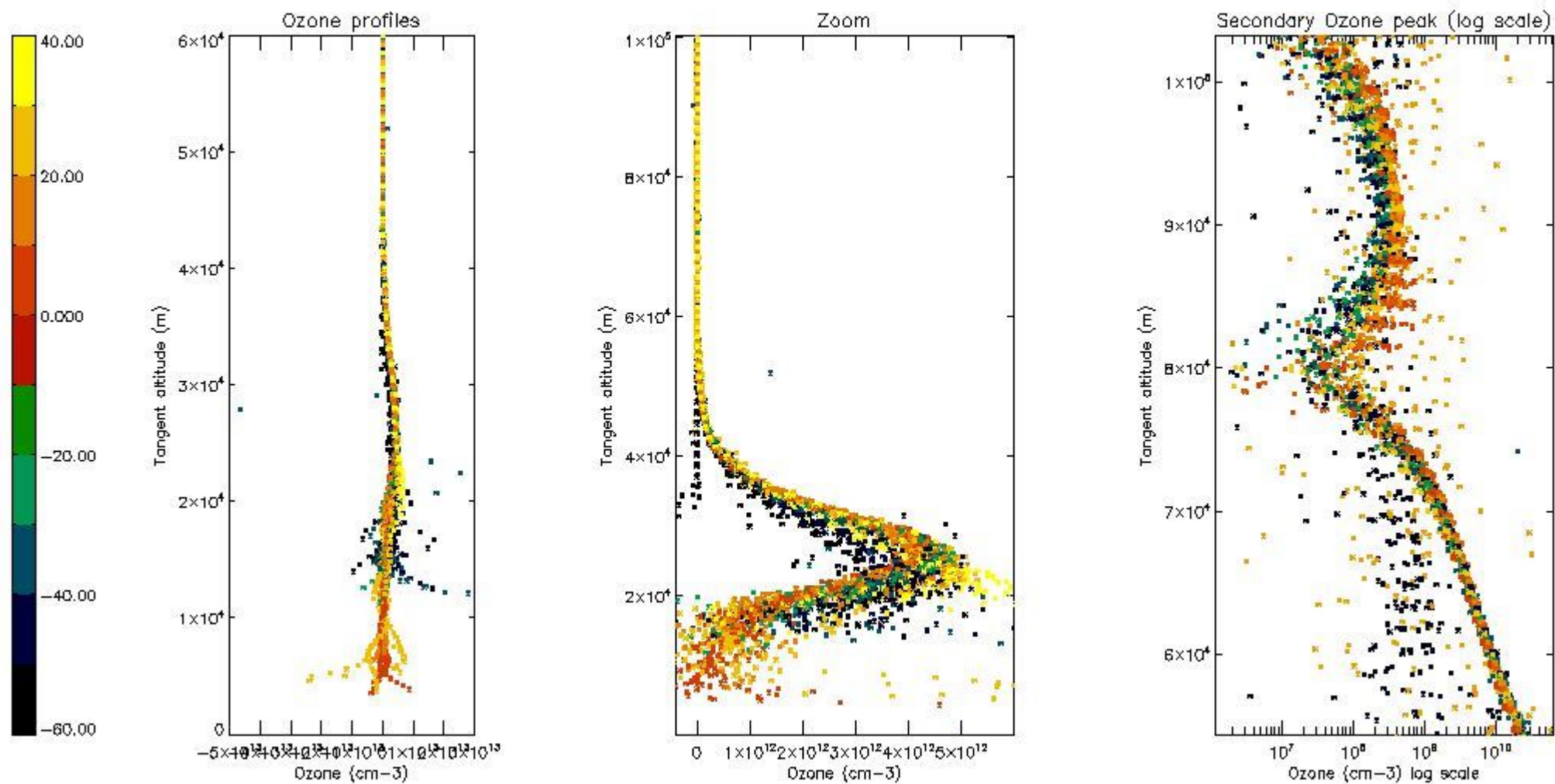
So, the table below shows the percentage of dark limb and valid observations for each criteria with respect to the overall valid daily observations.

| Criteria | % of total production |
|----------|-----------------------|
| All STD | 51 |
| STD < 20 | 30 |

| | |
|----------|----|
| STD < 10 | 24 |
| STD < 5 | 18 |

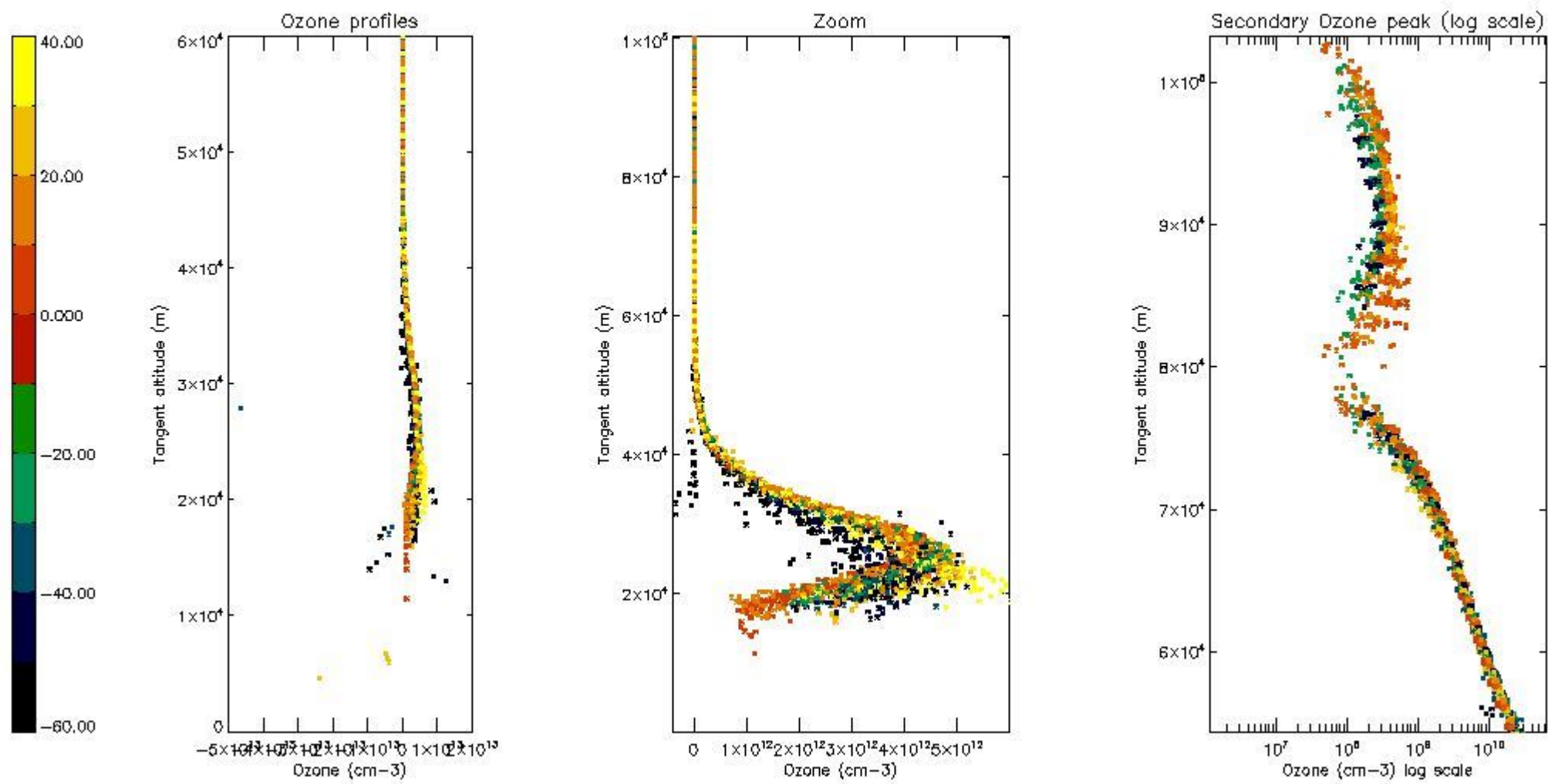
5.2 Plot ozone profiles for all STD (dark without errors)

The colorbar represents the latitude.



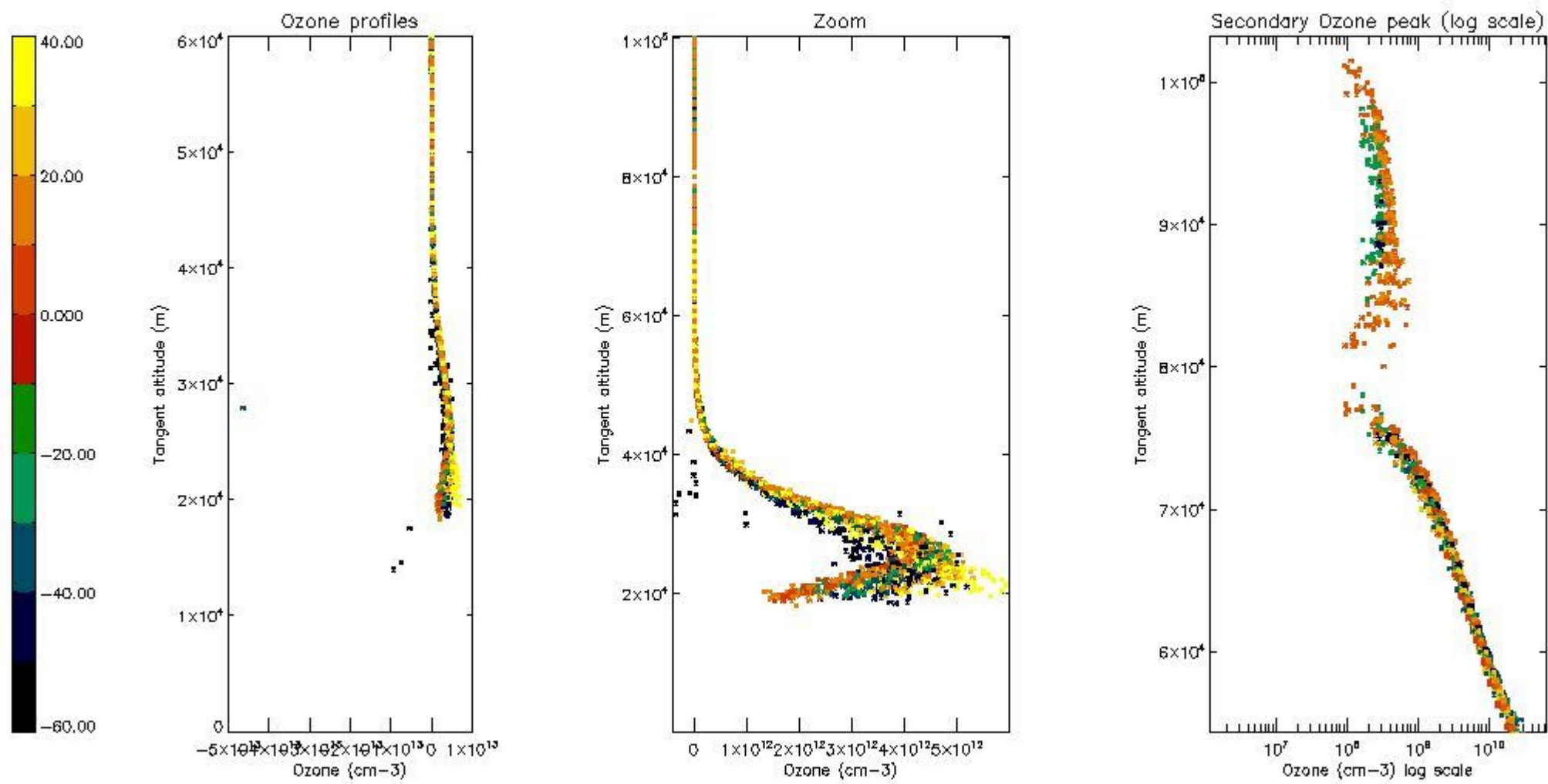
5.3 Plot ozone profiles where STD < 20% (dark without errors)

The colorbar represents the latitude.



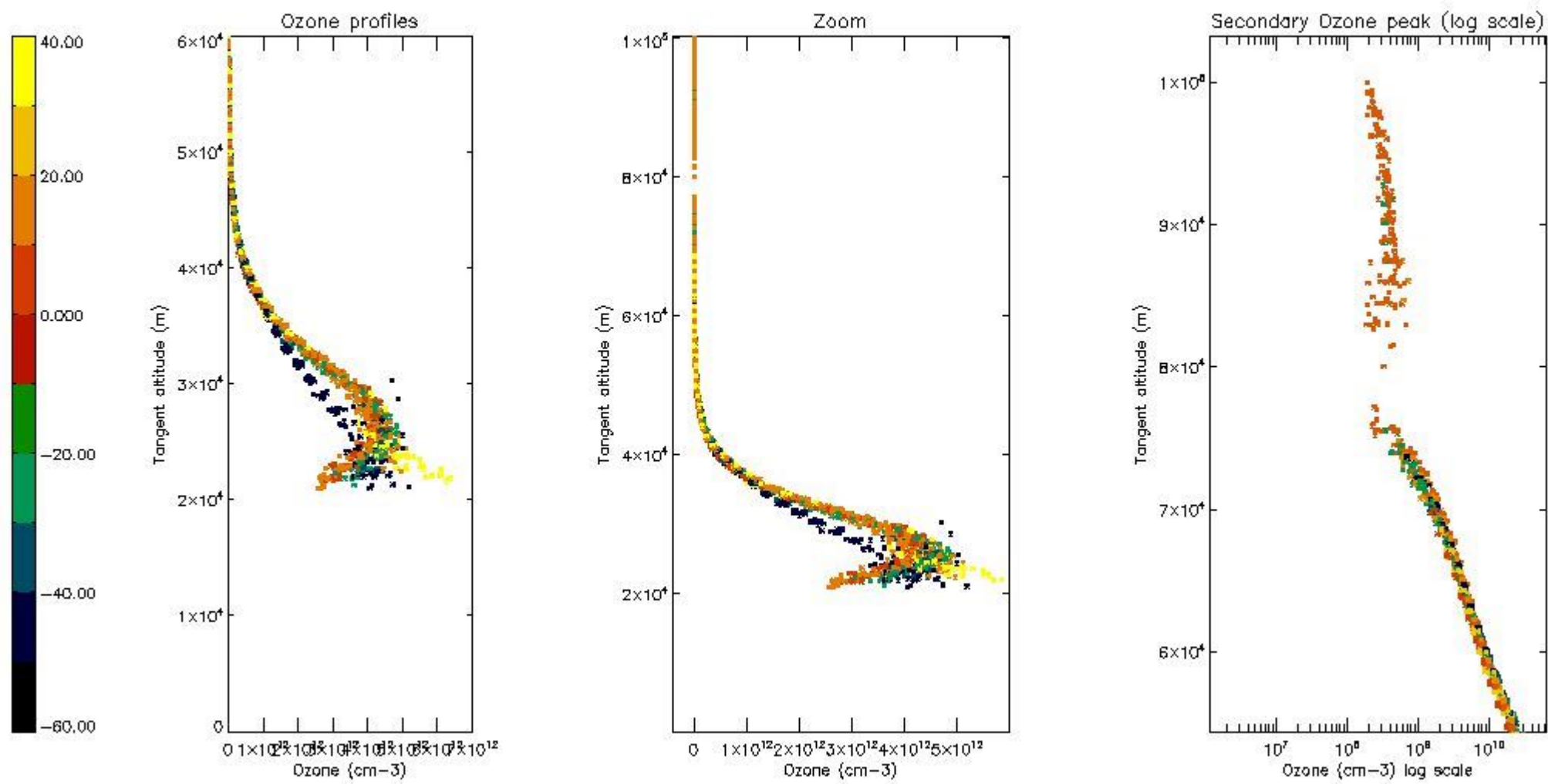
5.4 Plot ozone profiles where STD < 10% (dark without errors)

The colorbar represents the latitude.



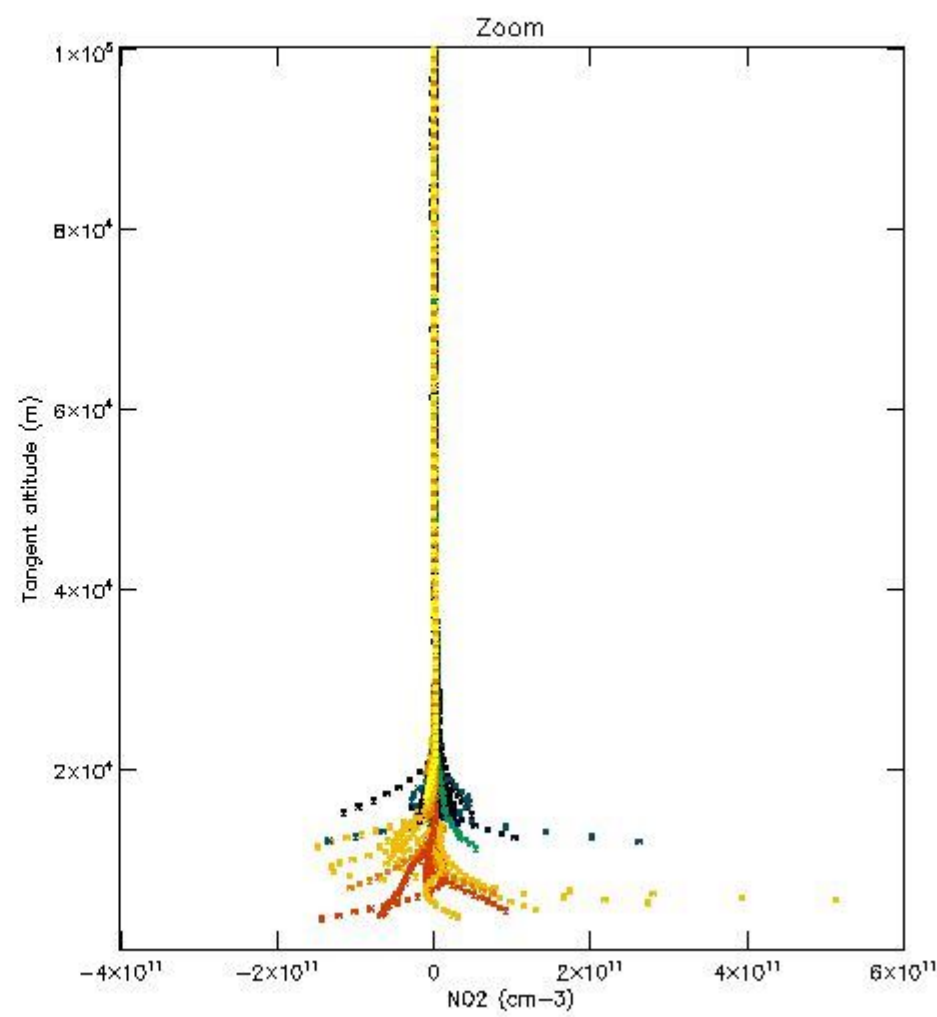
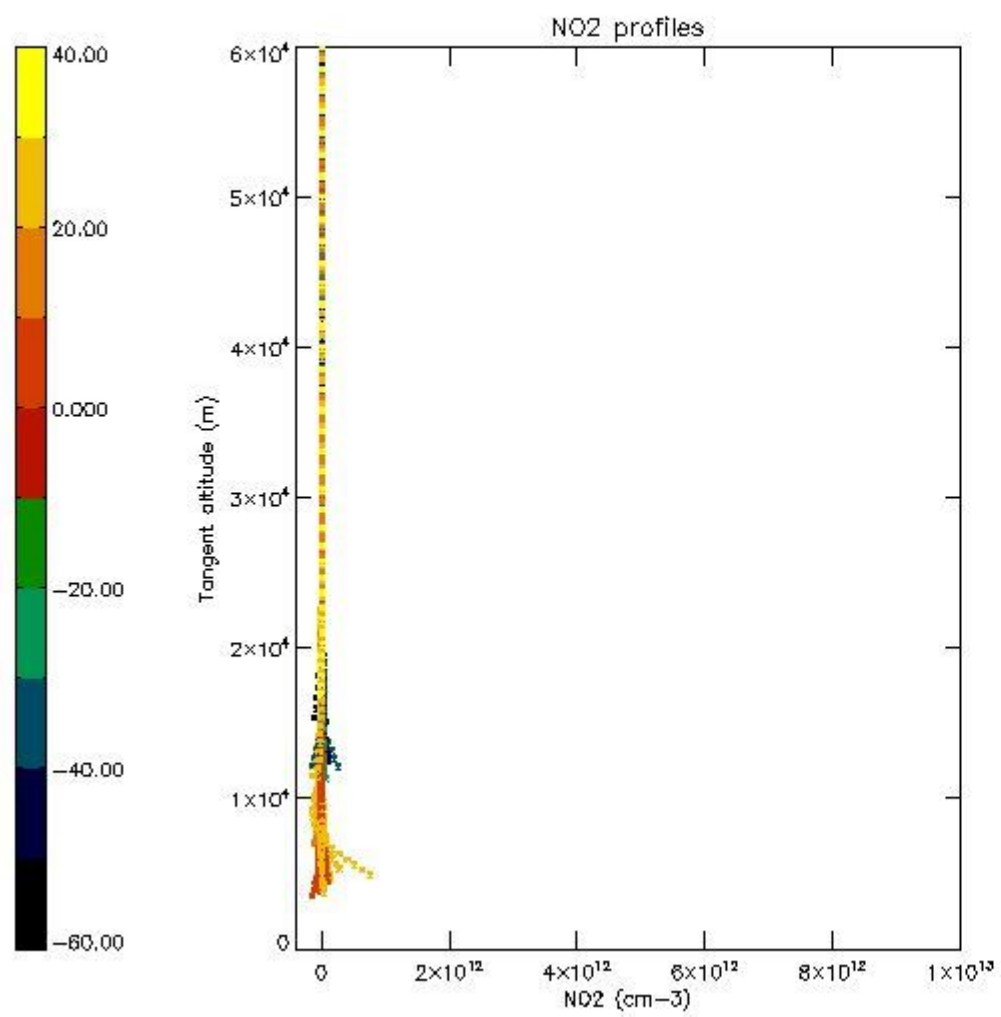
5.5 Plot ozone profiles where STD < 5% (dark without errors)

The colorbar represents the latitude.



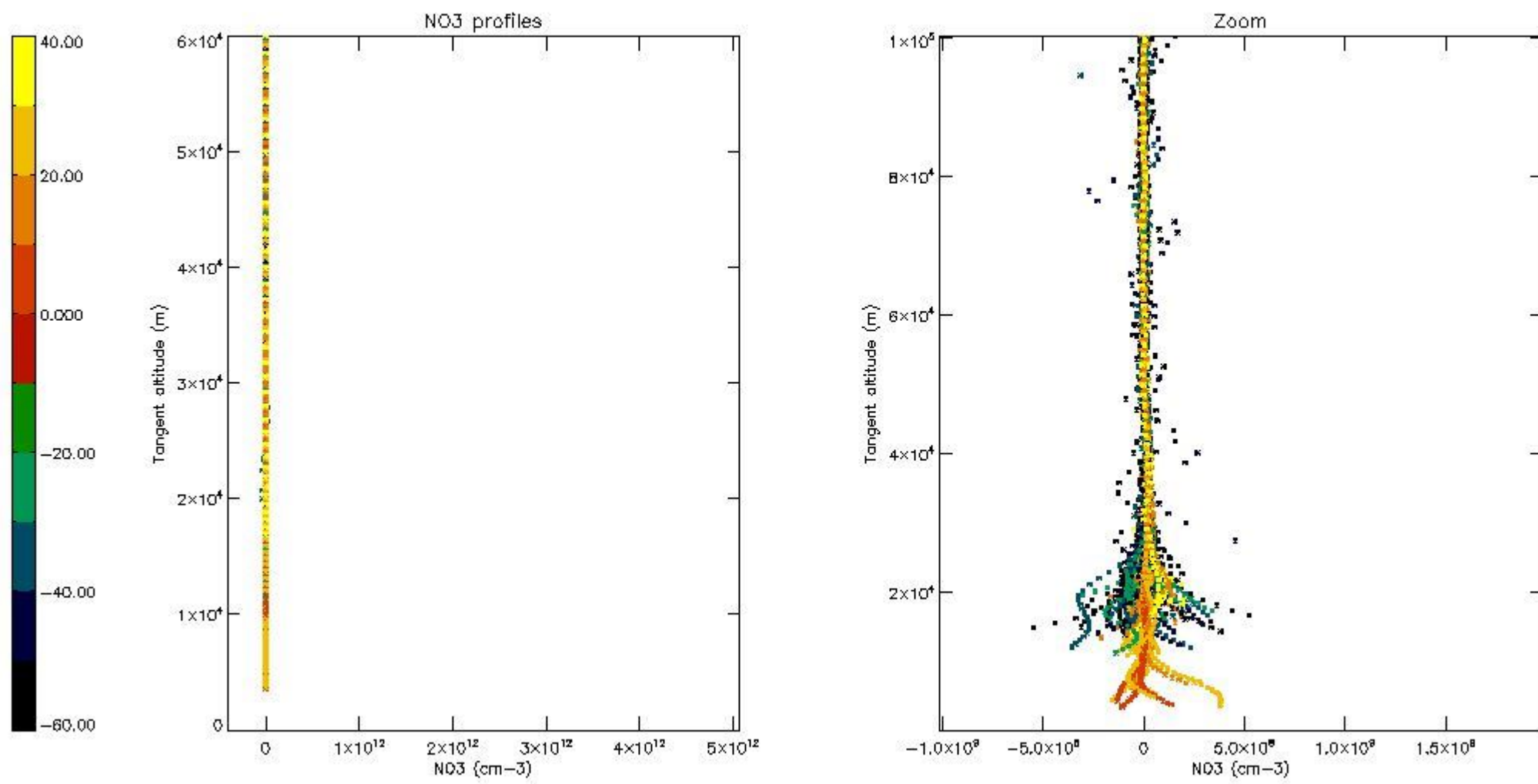
5.6 Plot NO₂ profiles for all STD (dark without errors)

The colorbar represents the latitude.



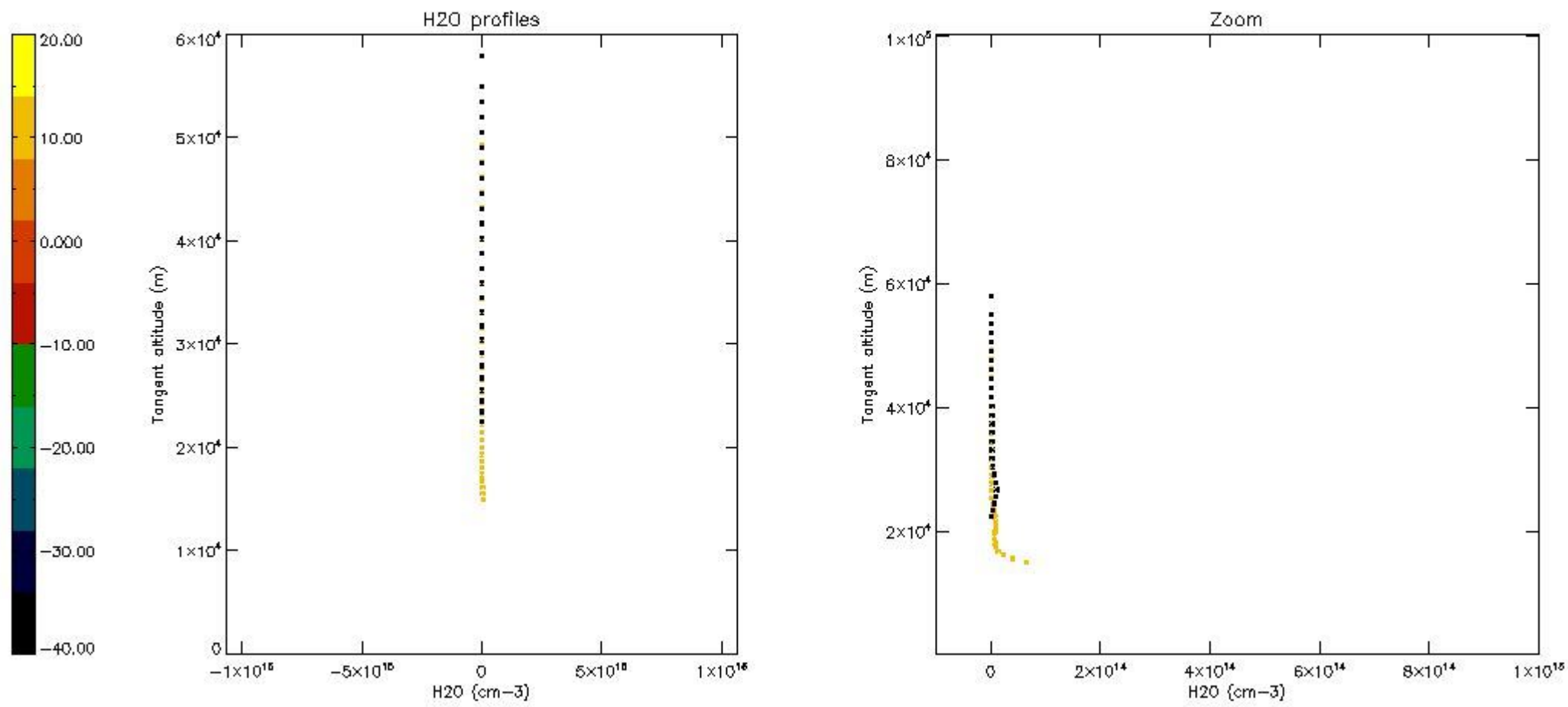
5.7 Plot NO3 profiles for all STD (dark without errors)

The colorbar represents the latitude.



5.8 Plot H2O profiles for all STD (only for occultations of stars 1,2,3,4,13,14,16,26,63 dark without errors)

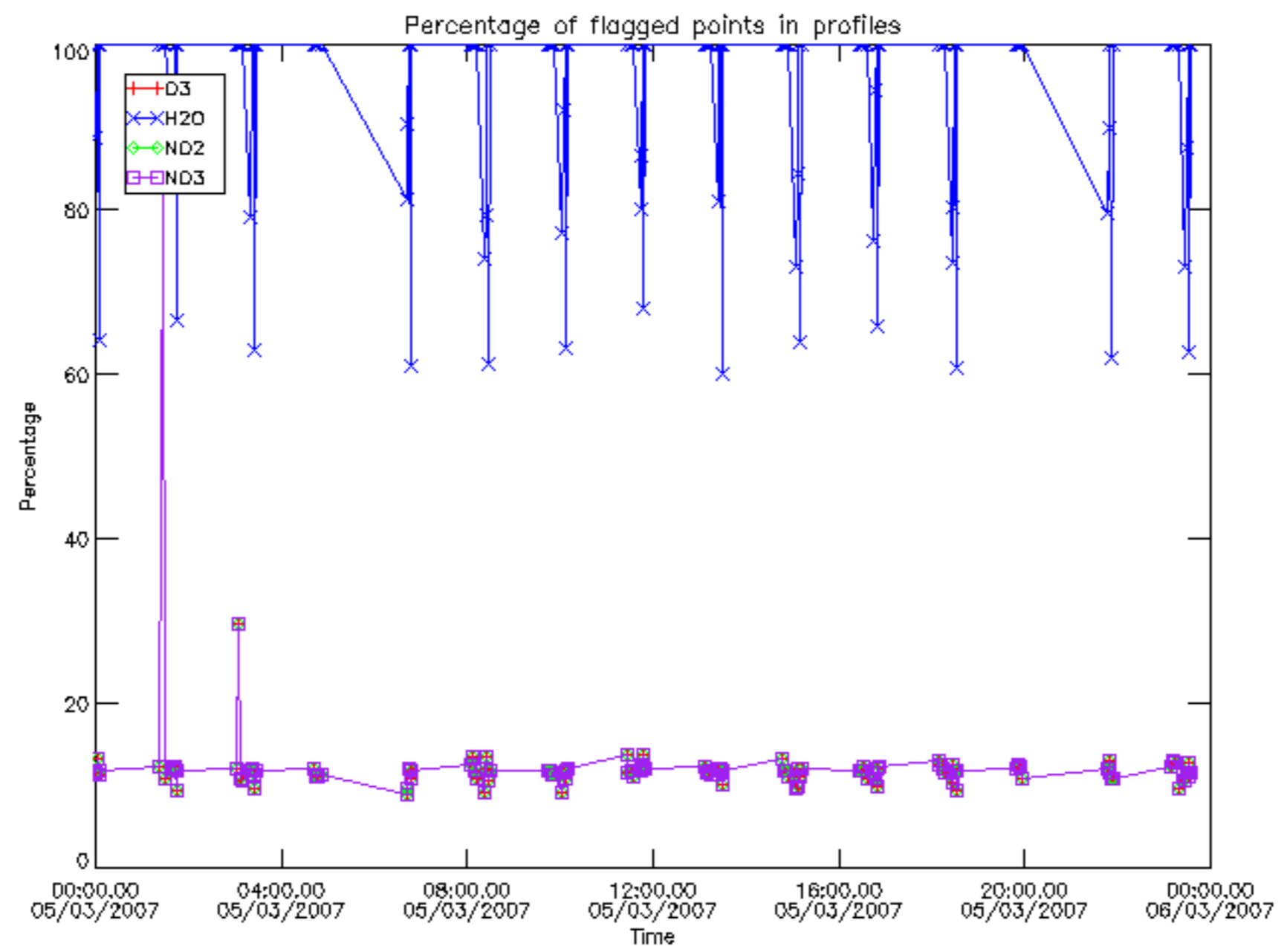
The colorbar represents the latitude.



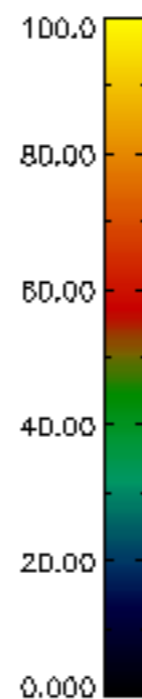
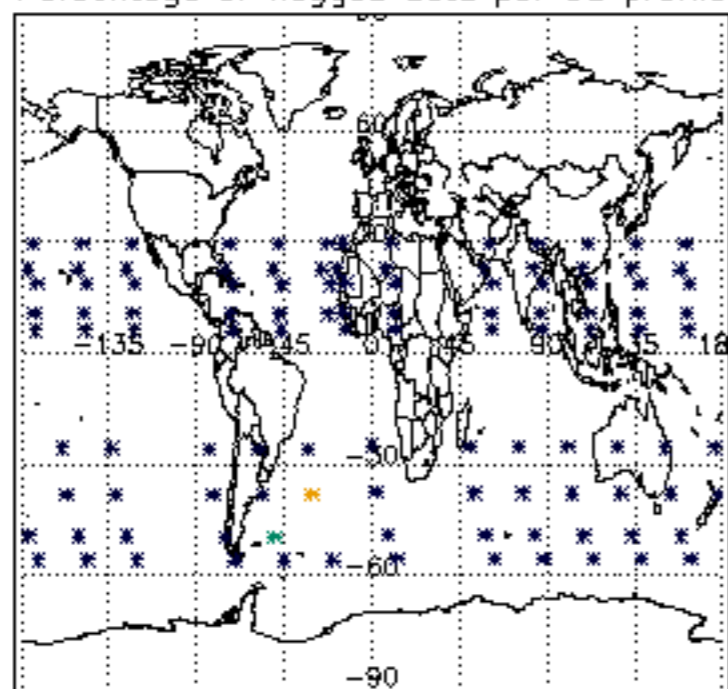
6. Auxiliary Data Files used for the production reported in section 2

The number reported in the third column indicates since which file (see list in section 2) the corresponding auxiliary file has been used. The fourth column is the date of those product files.

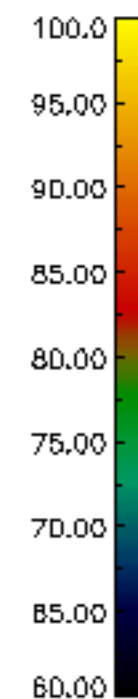
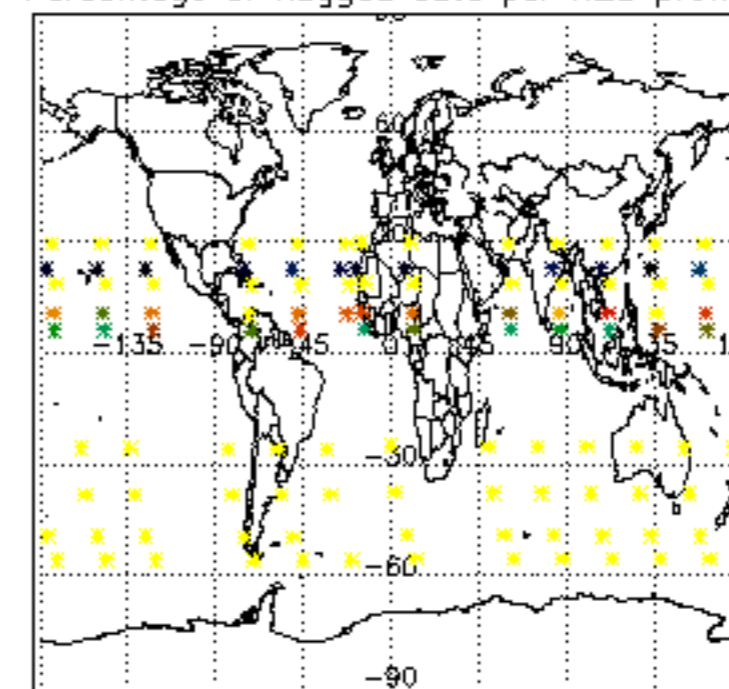
| Type | Auxiliary Filename | Used since product | Used since product date |
|---------------------------|---|--------------------|-------------------------|
| INST_PHYS_CHARACTERISTICS | GOM_INS_AXVIEC20091111_143220_20030716_120000_20500101_000000 | 1 | 05-MAR-2007 00:00:41 |
| LEVEL-2_PROC_CONFIG | GOM_PR2_AXVIEC20091111_152718_20020301_000000_20500101_000000 | 1 | 05-MAR-2007 00:00:41 |
| CROSS_SECTIONS_FILE | GOM_CRS_AXVIEC20091111_154832_20020301_000000_20500101_000000 | 1 | 05-MAR-2007 00:00:41 |



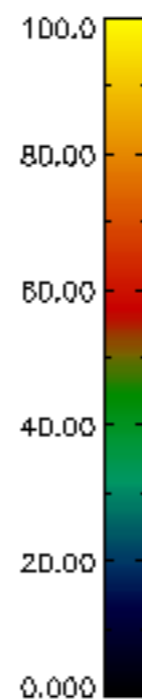
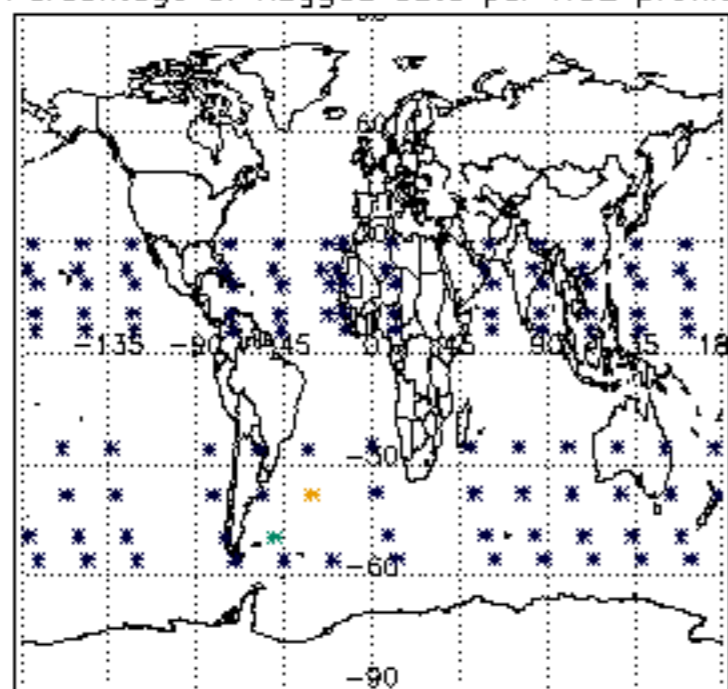
Percentage of flagged data per D3 profile



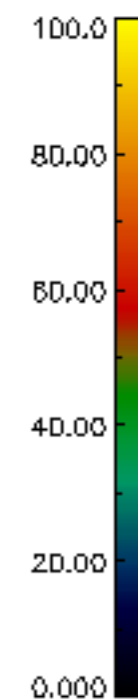
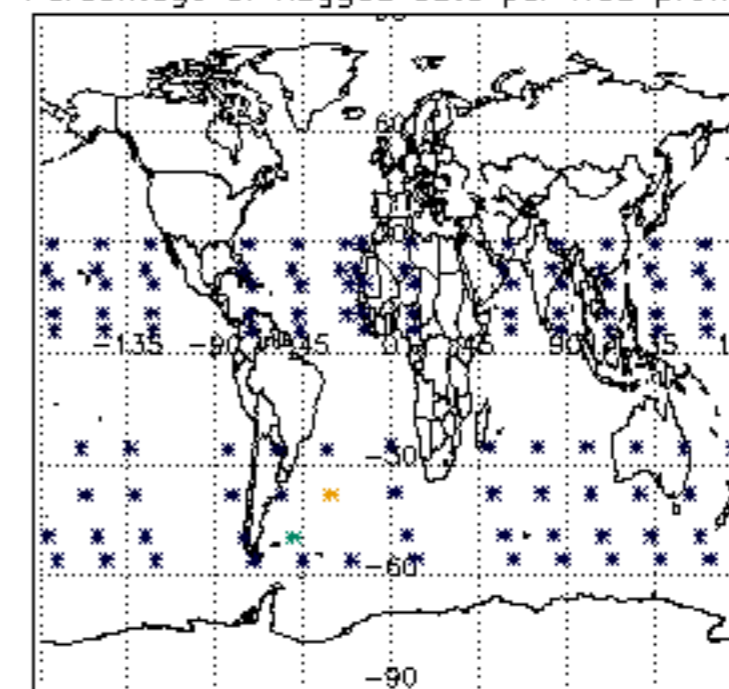
Percentage of flagged data per H2O profile

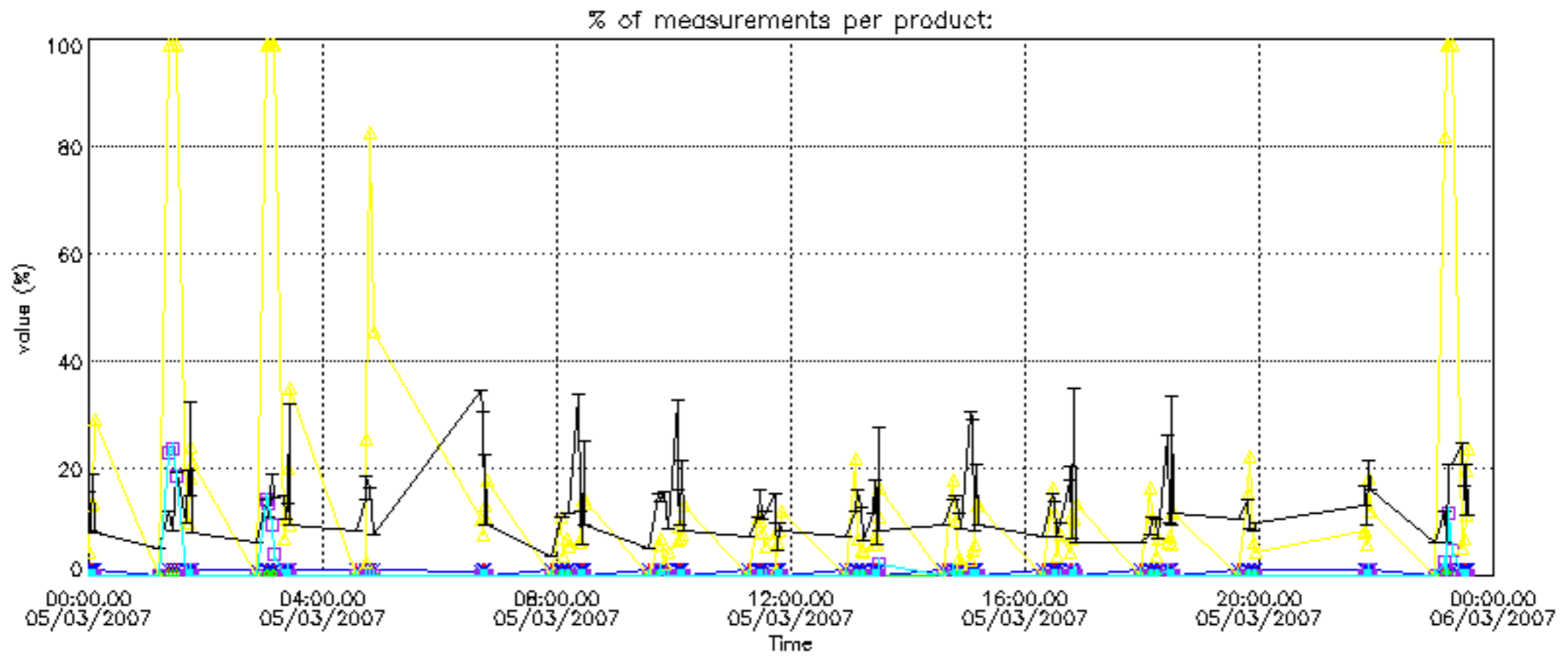
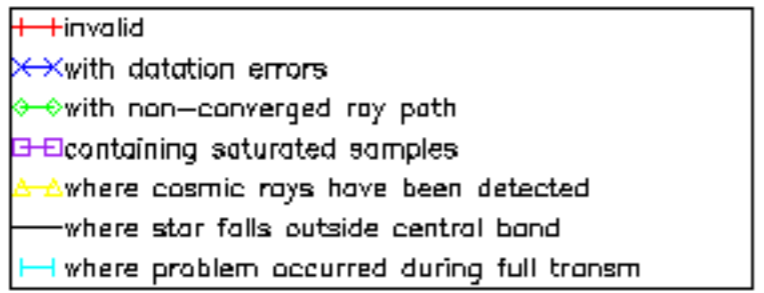


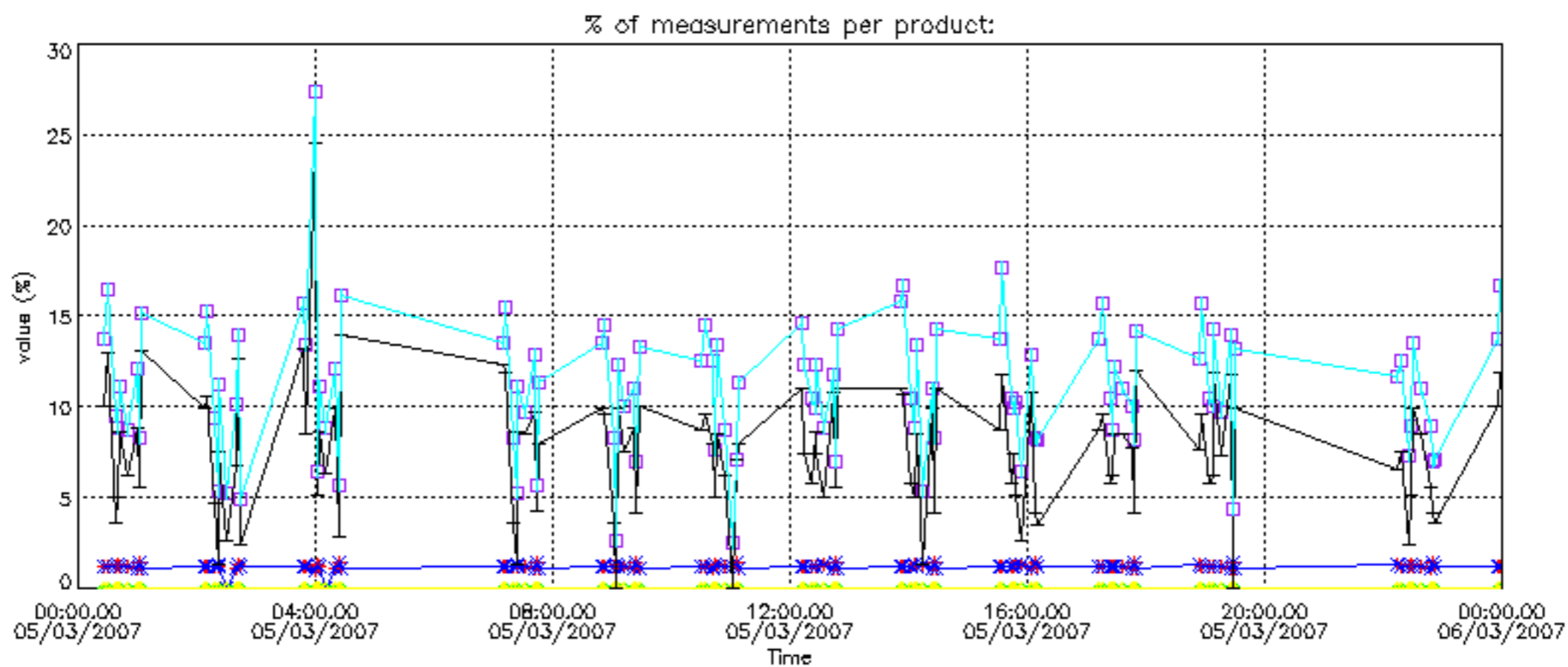
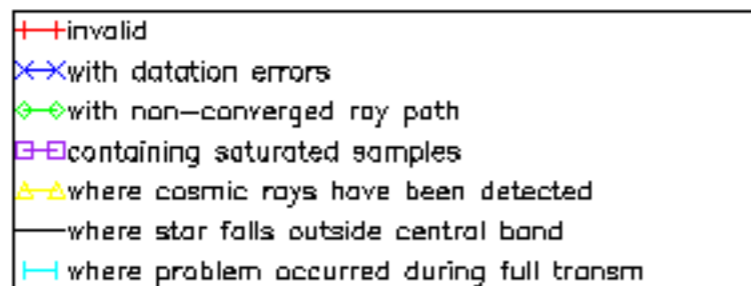
Percentage of flagged data per NO2 profile



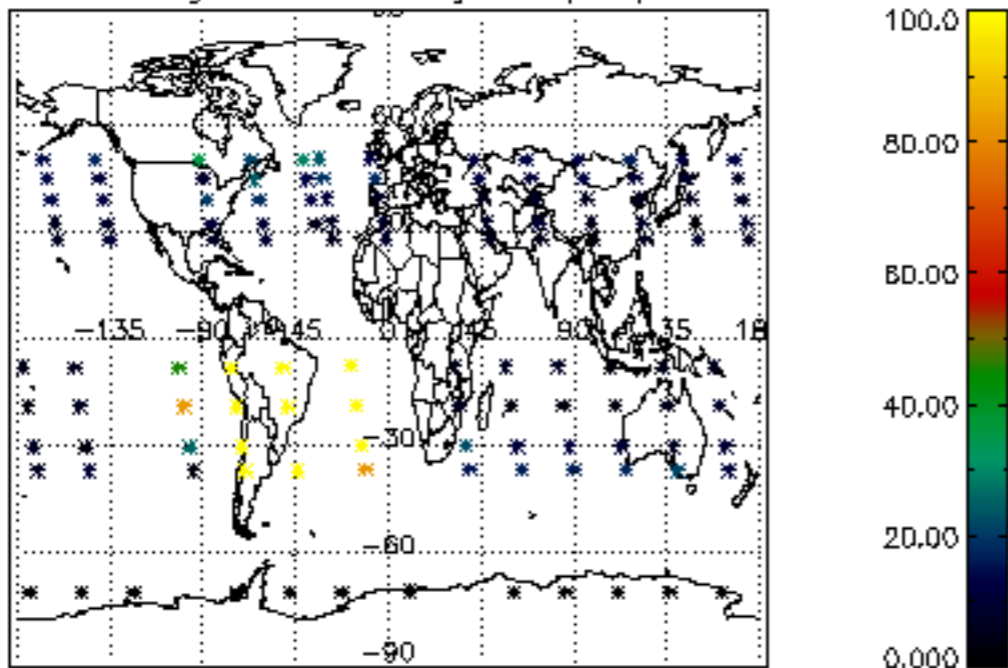
Percentage of flagged data per NO3 profile



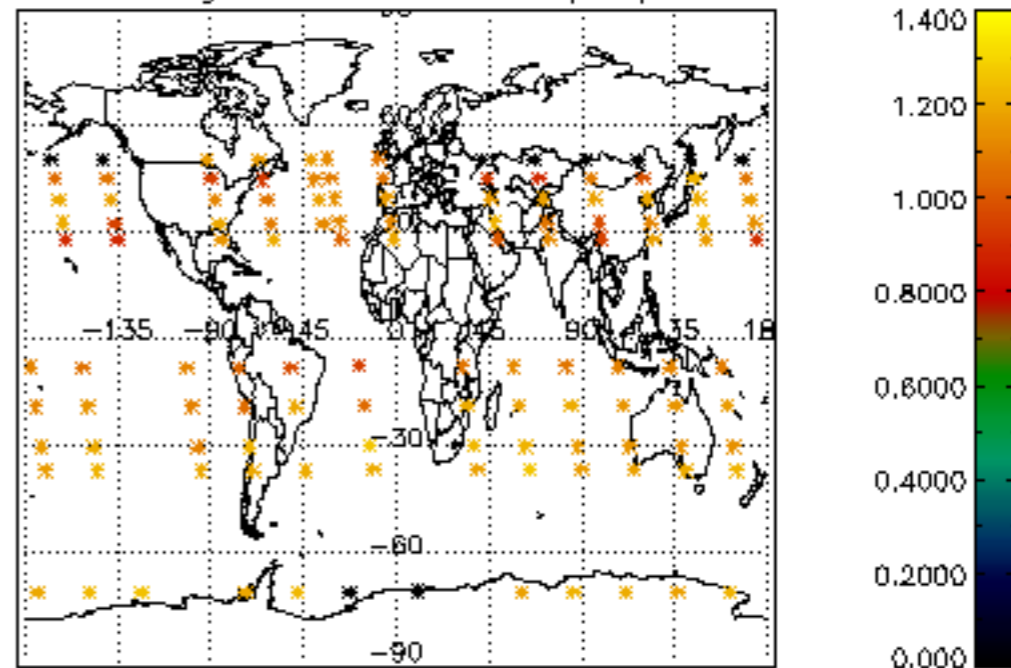




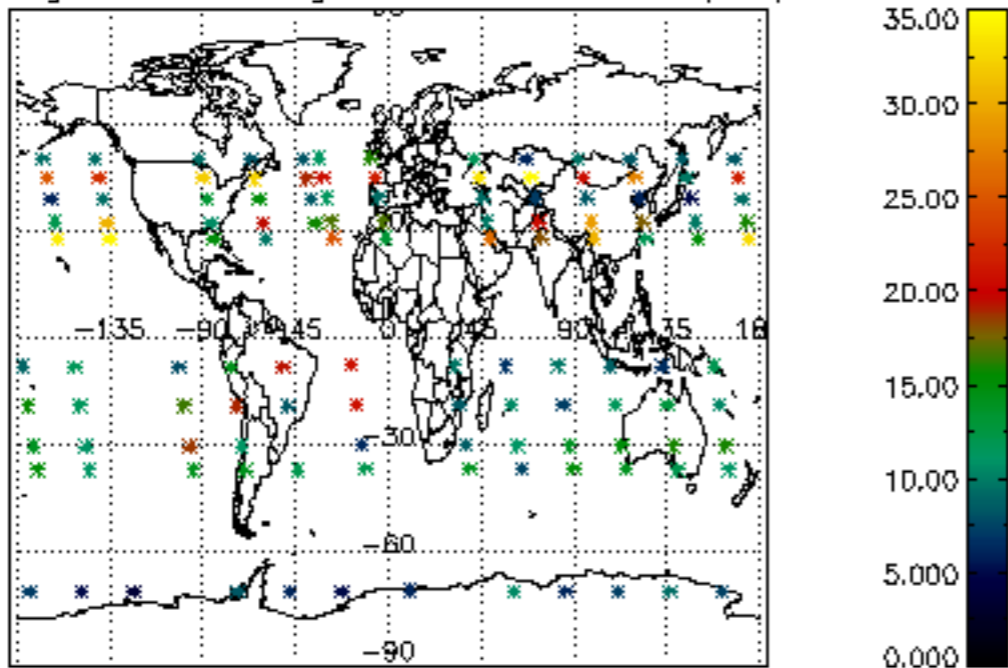
Percentage of cosmic ray hits per profile



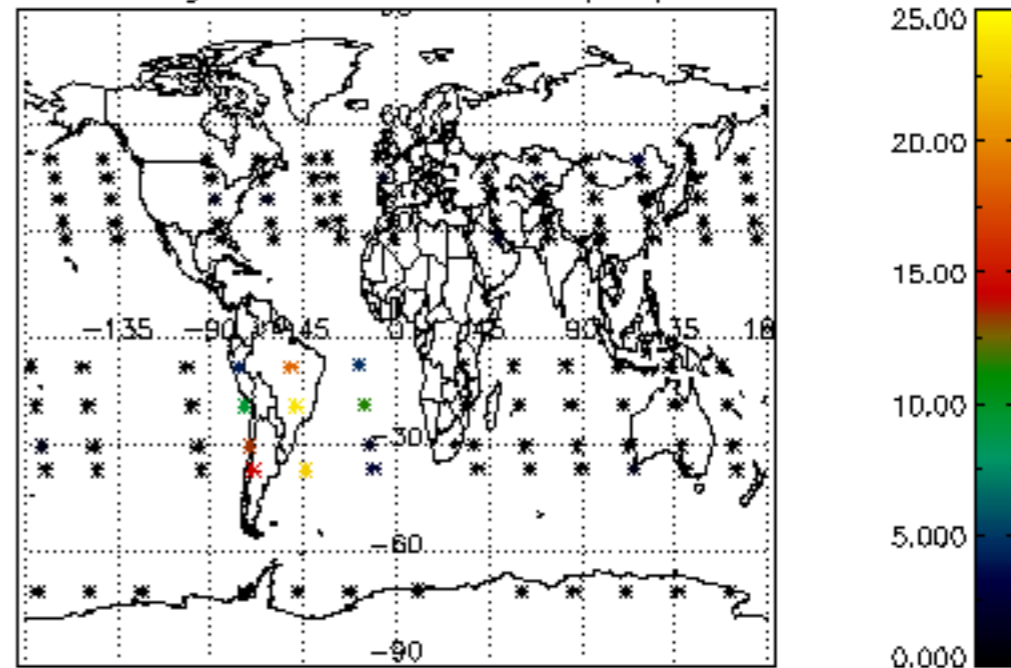
Percentage of datation errors per profile



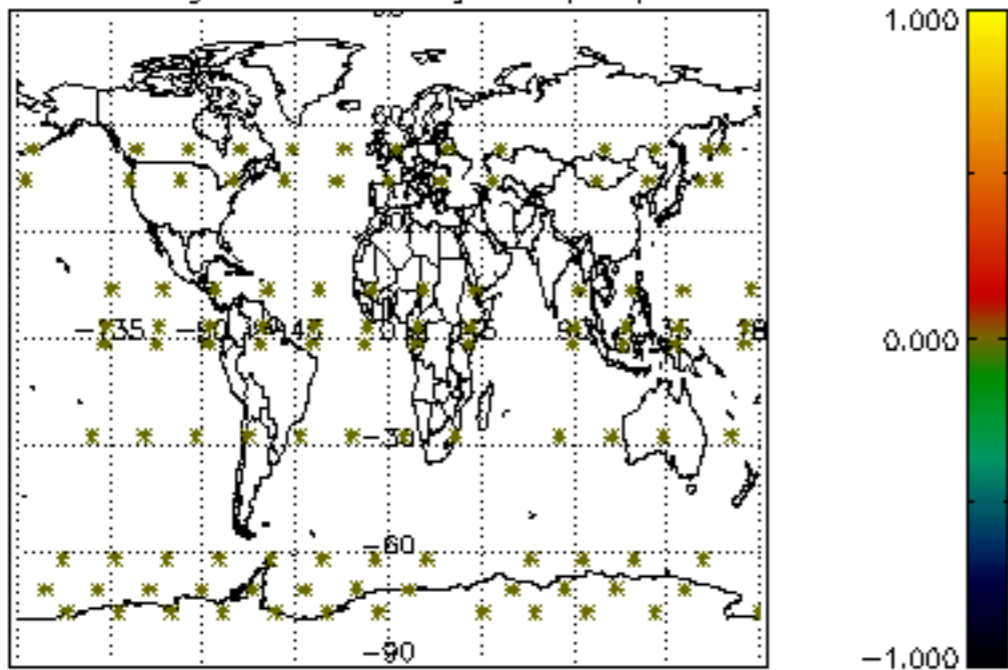
Percentage of star falling outside central band per profile



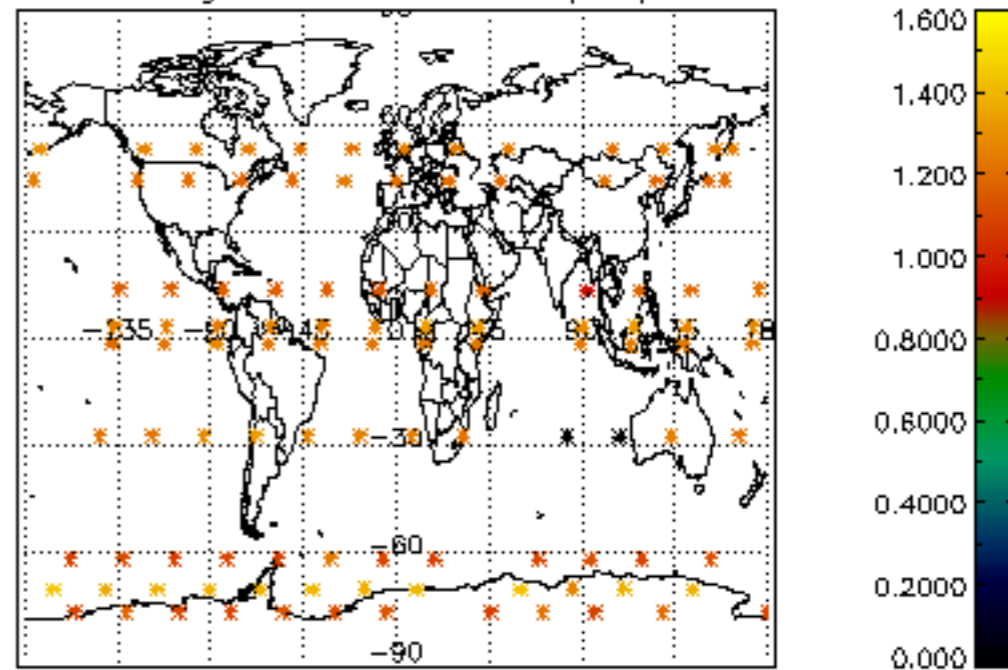
Percentage of saturation errors per profile



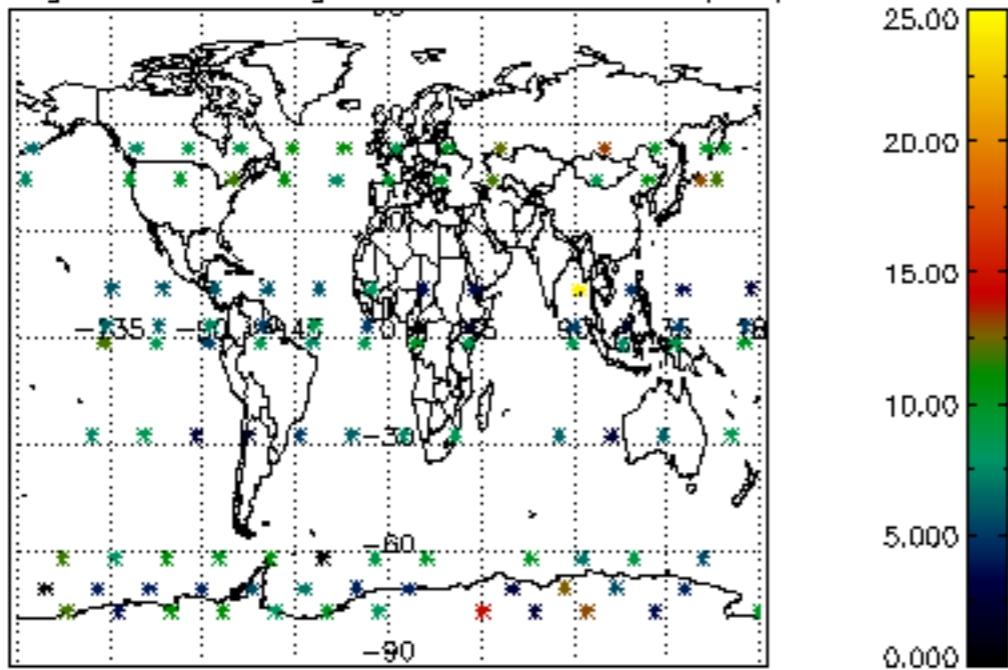
Percentage of cosmic ray hits per profile



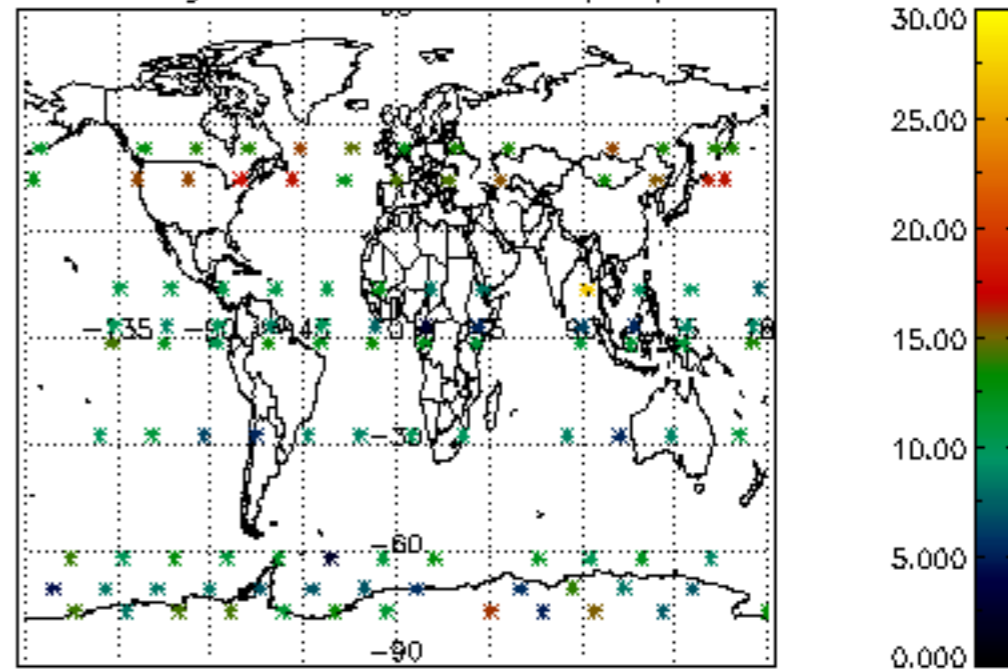
Percentage of datation errors per profile

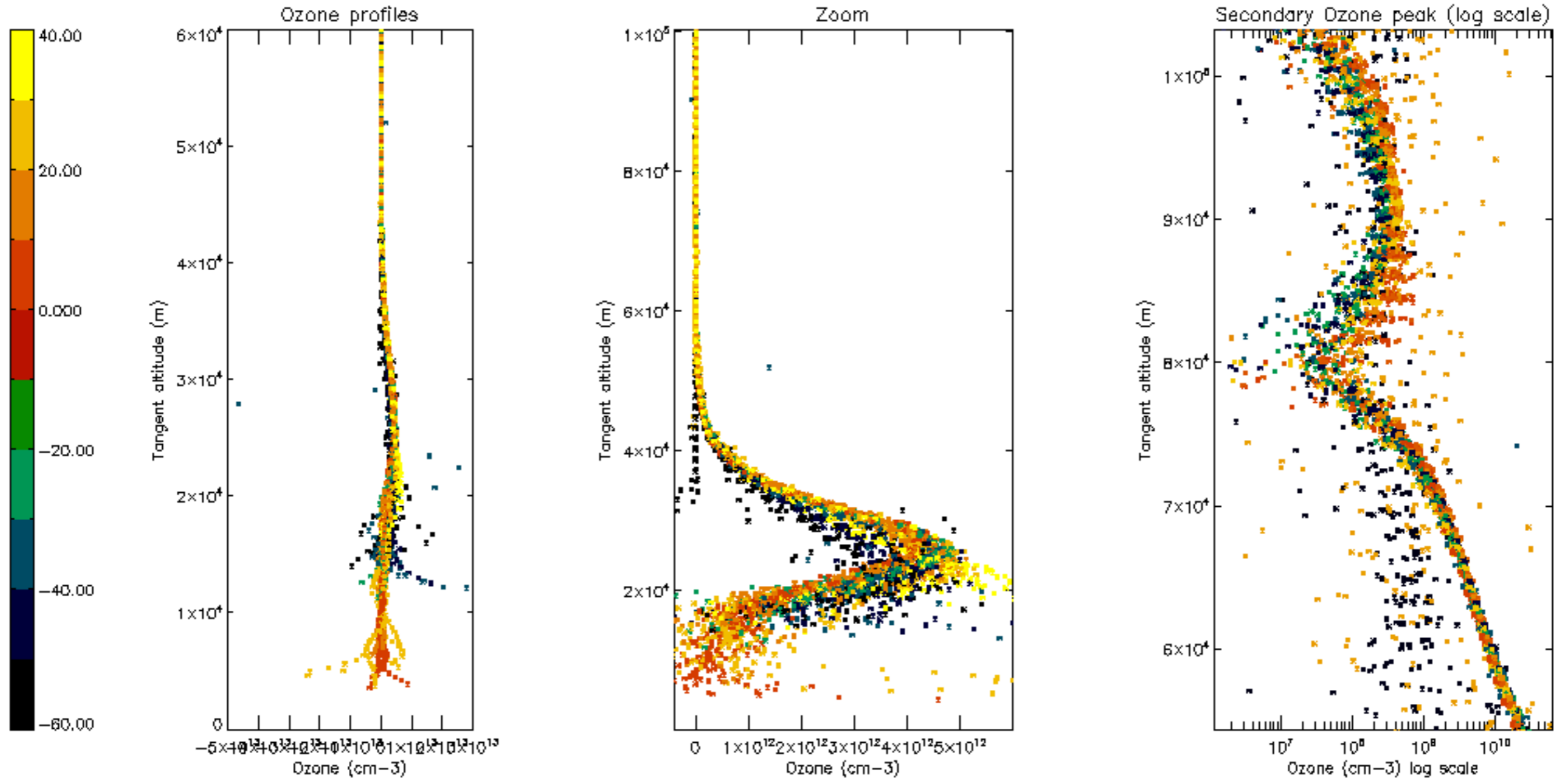


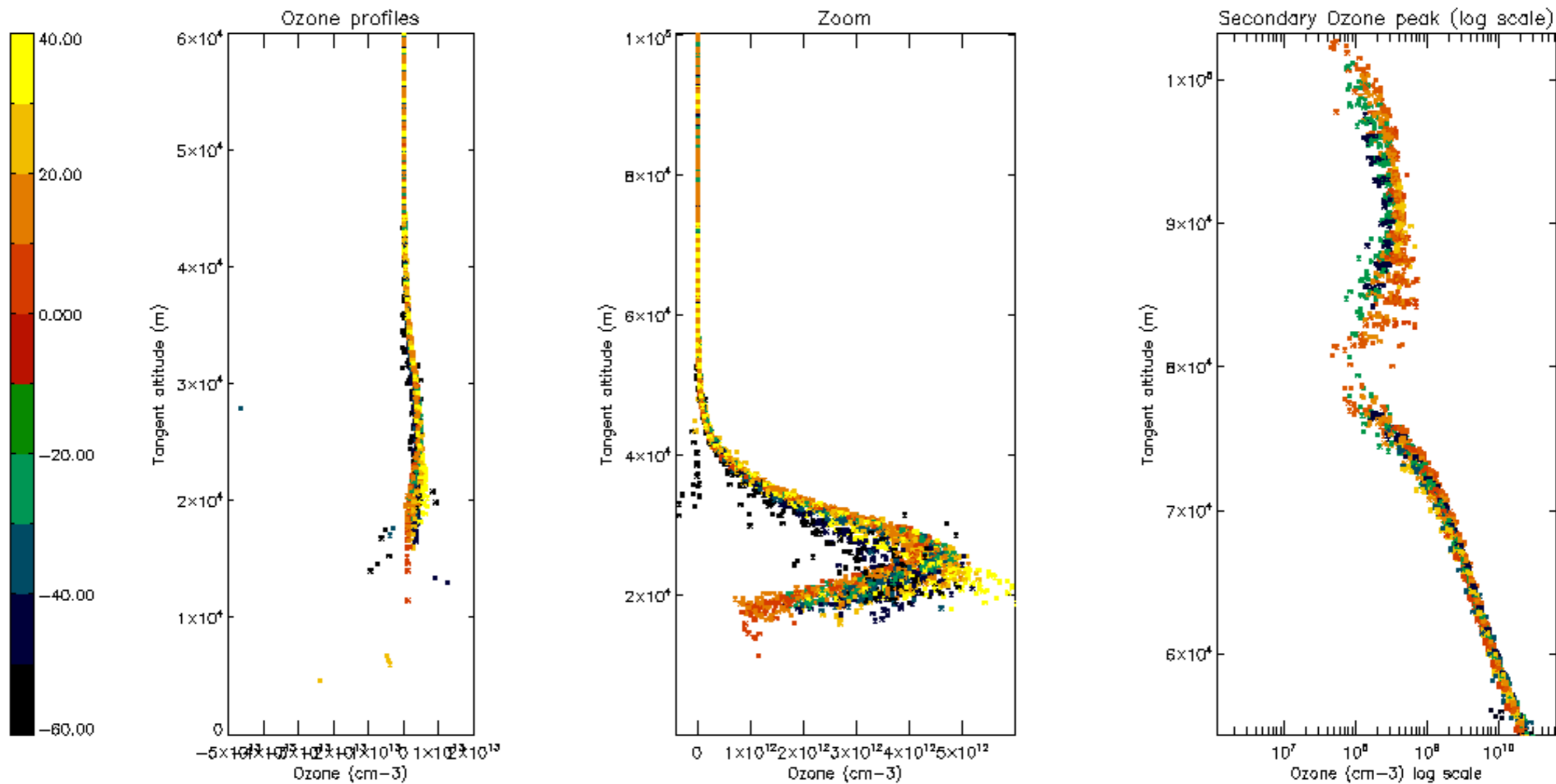
Percentage of star falling outside central band per profile

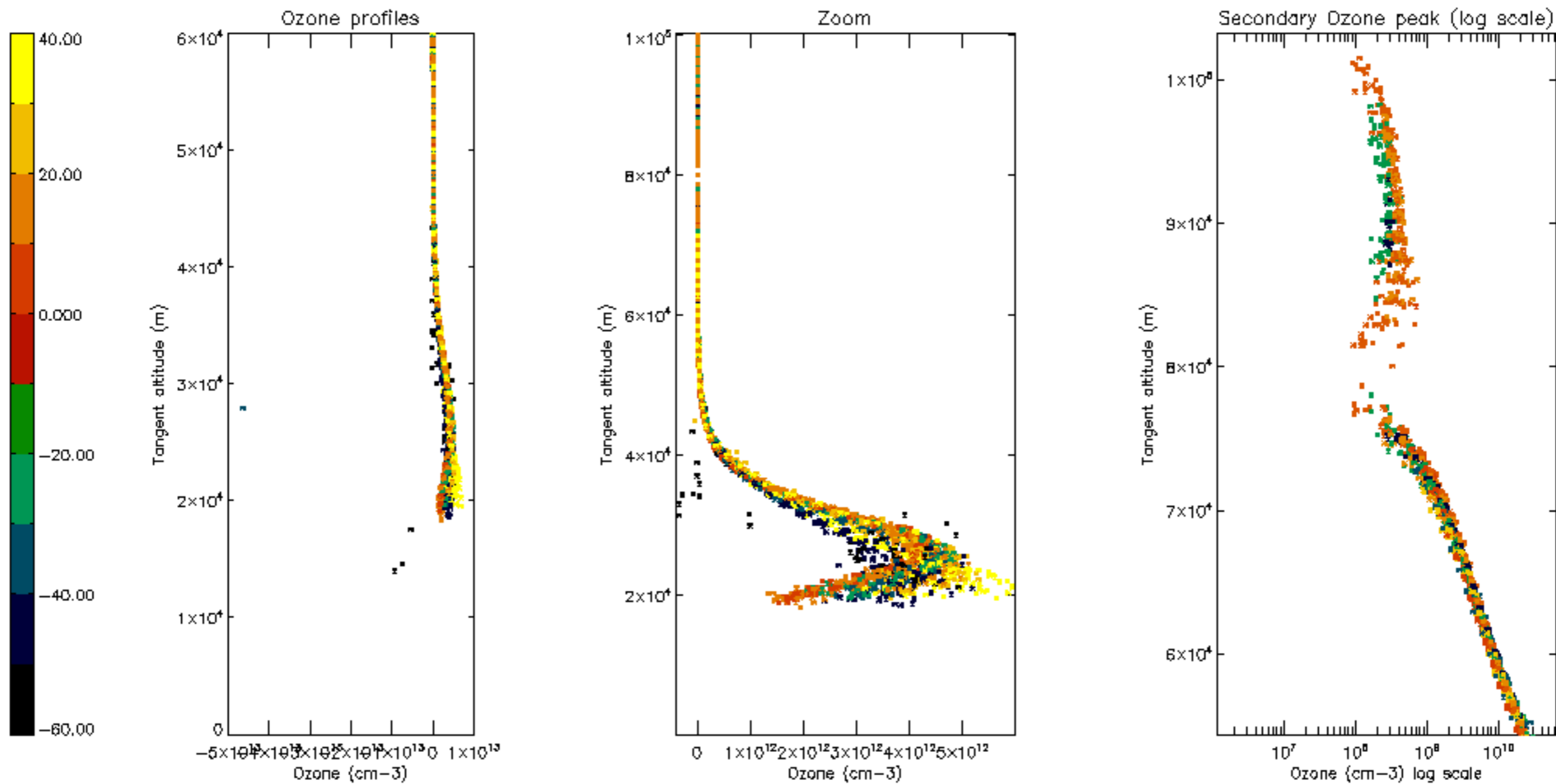


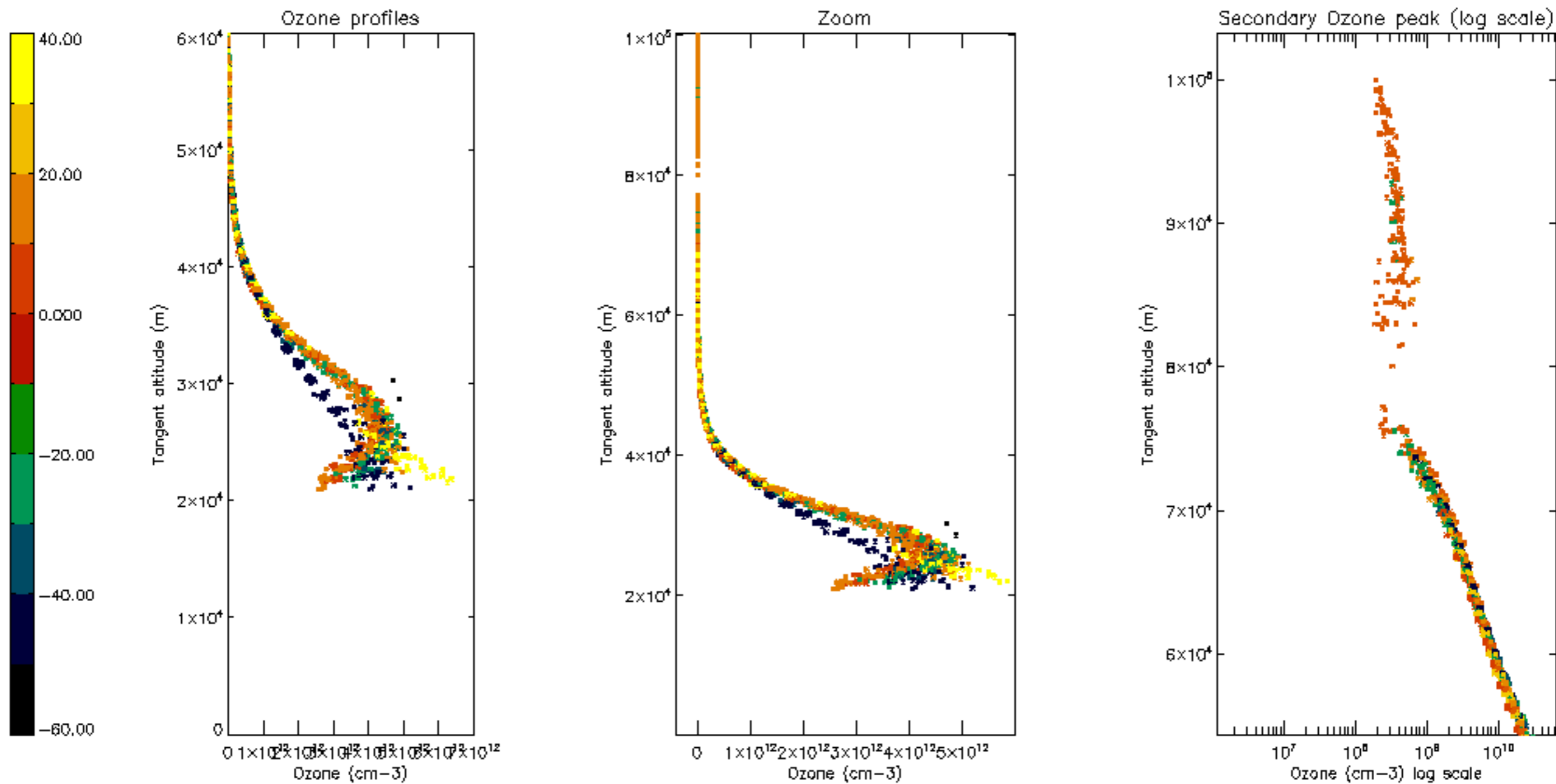
Percentage of saturation errors per profile

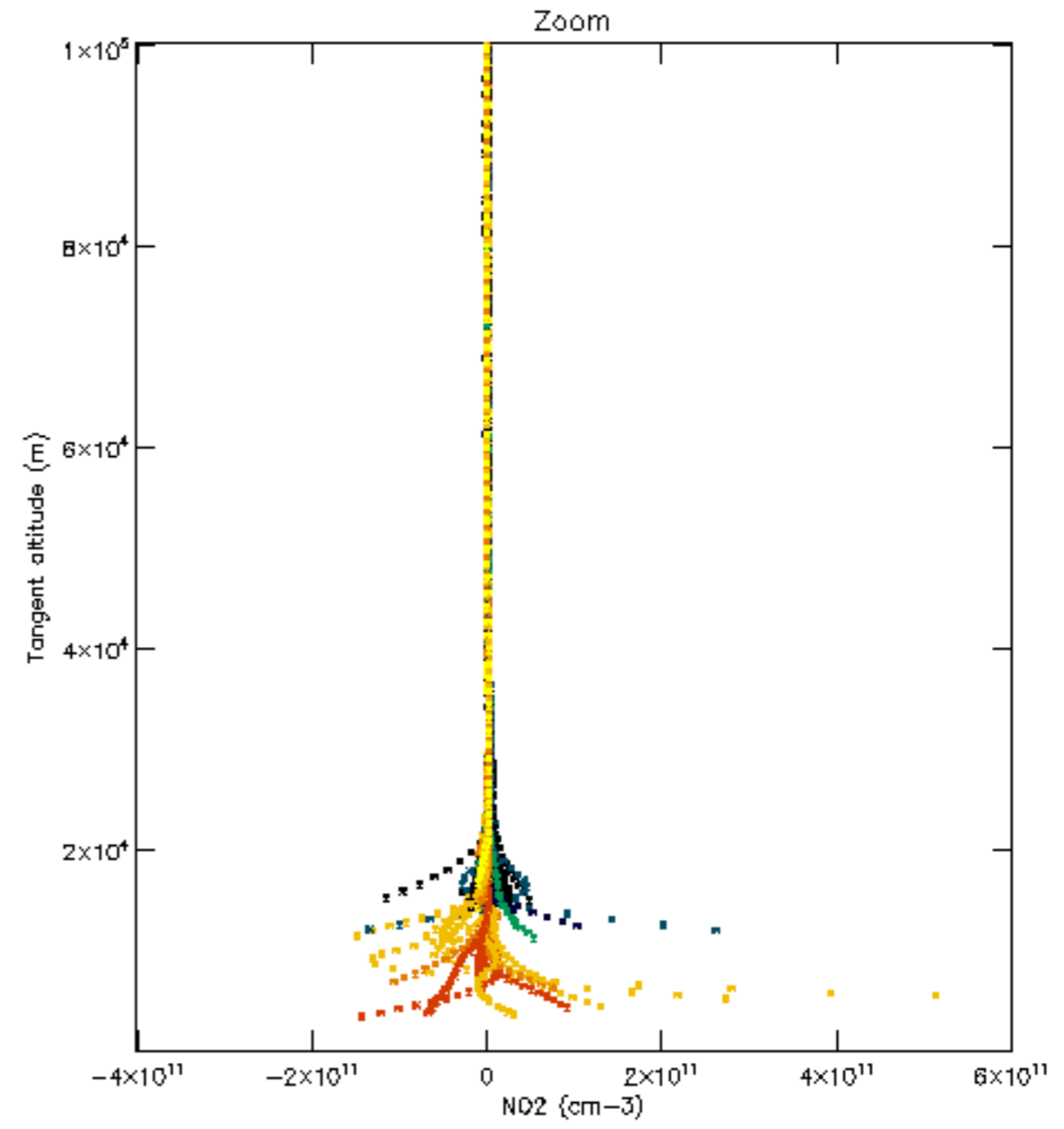
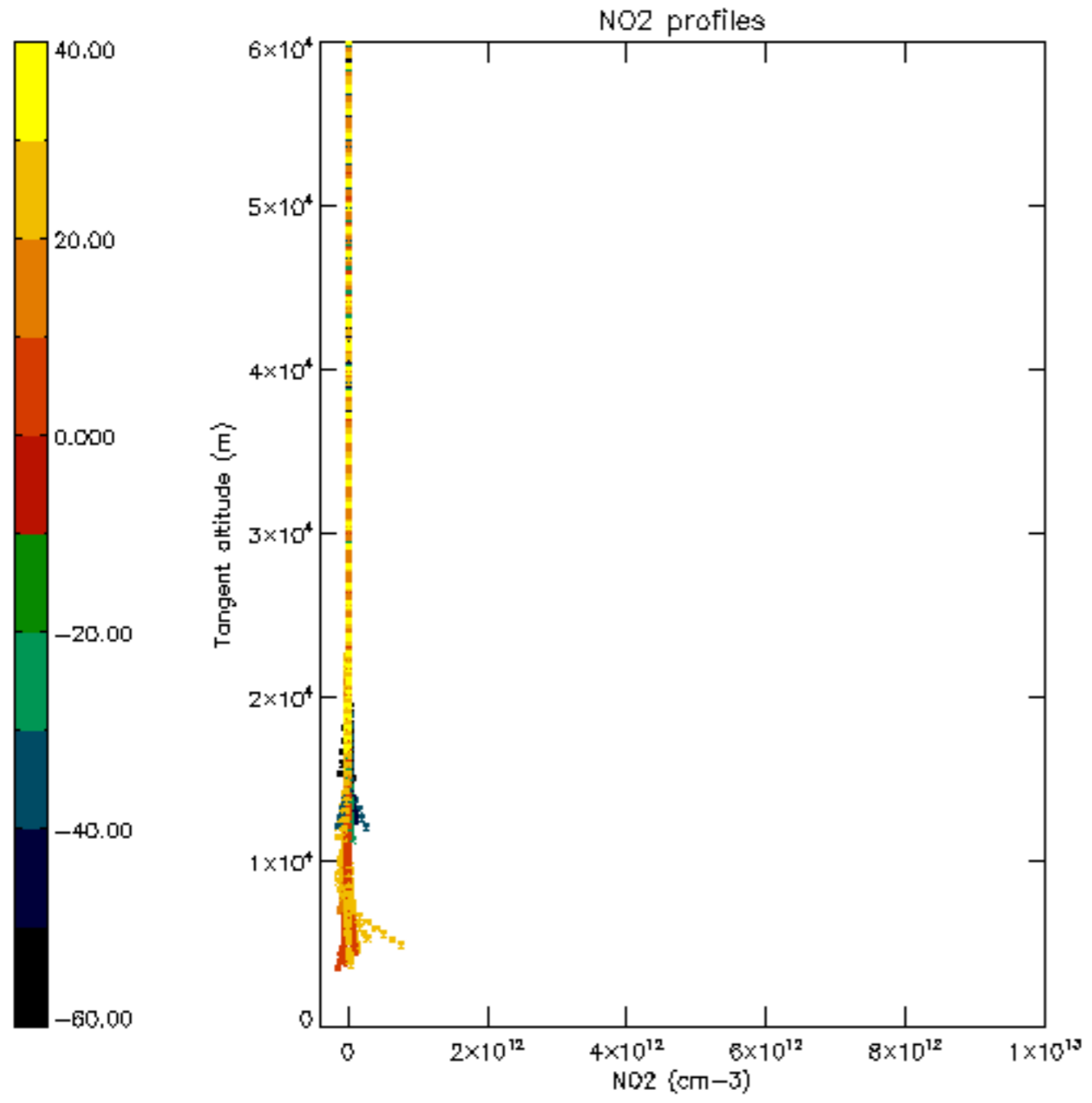


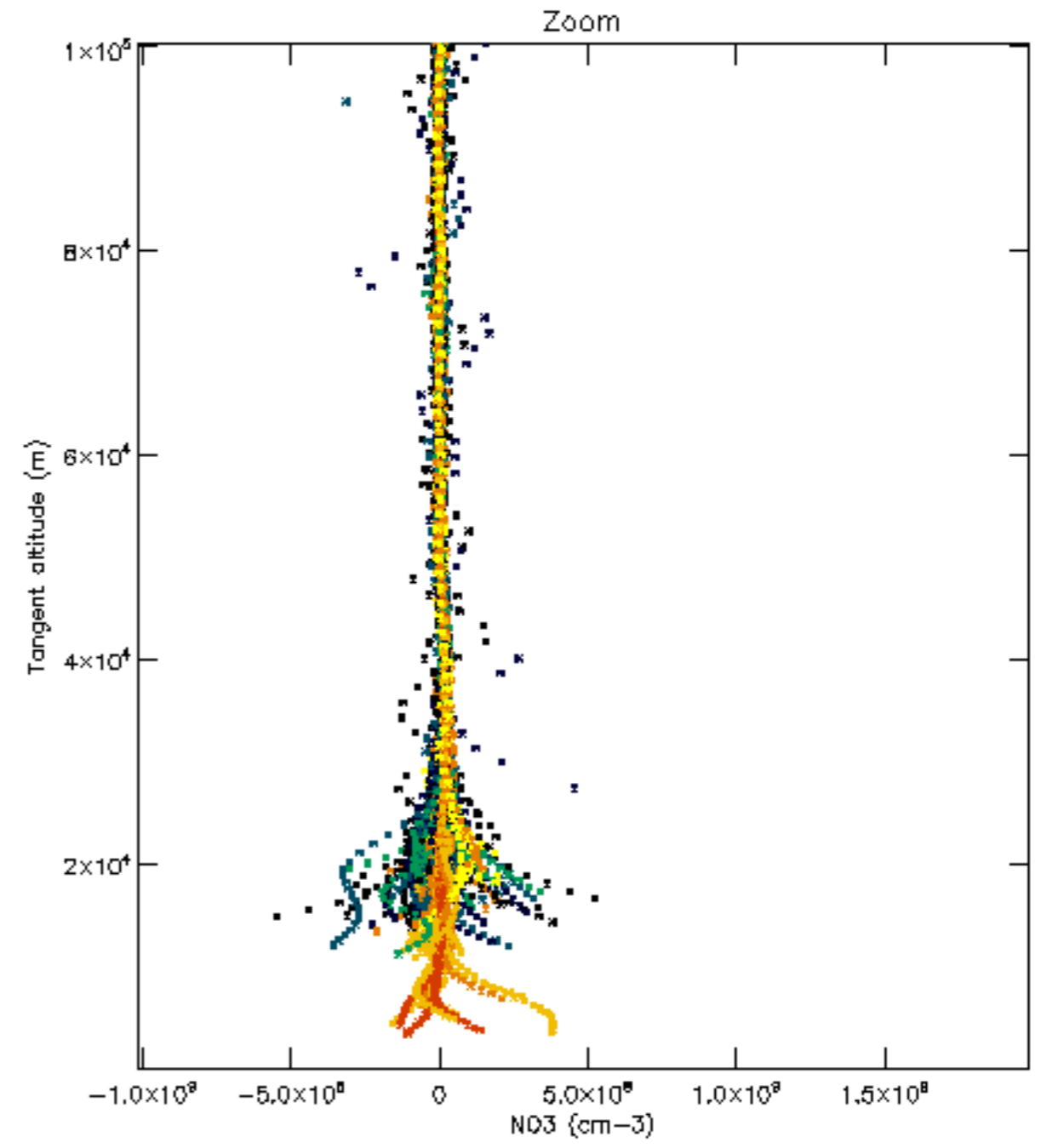
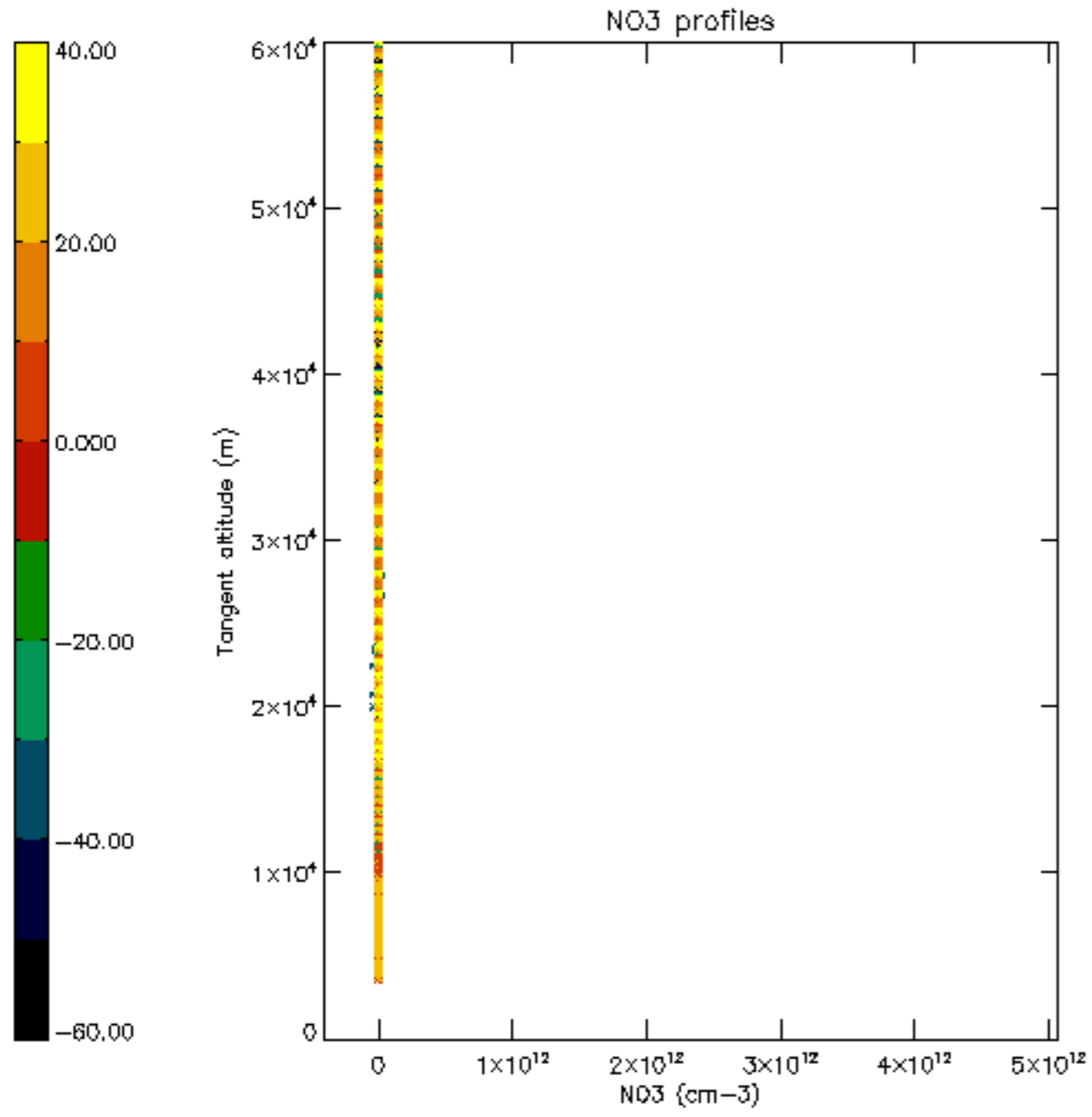


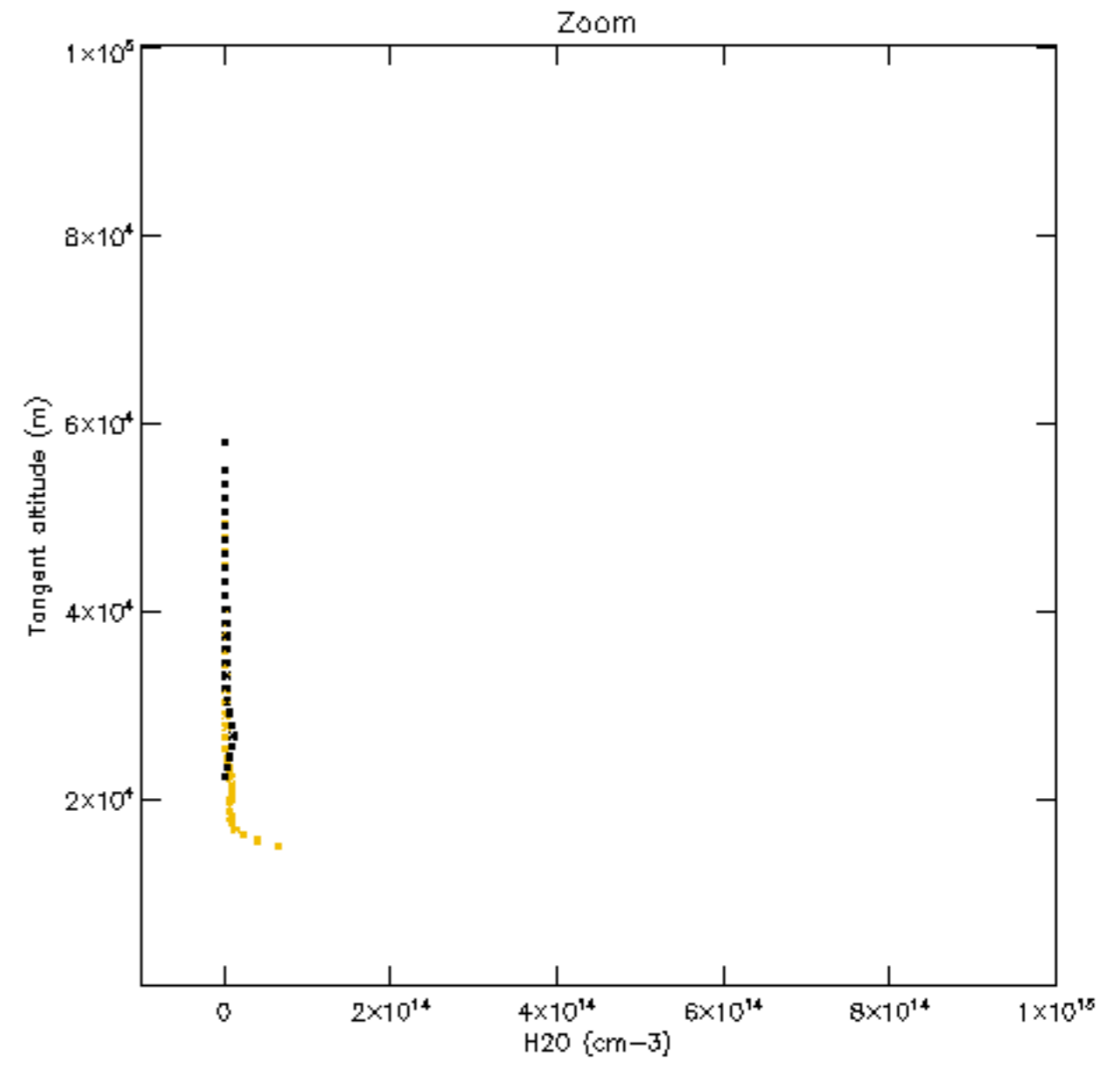
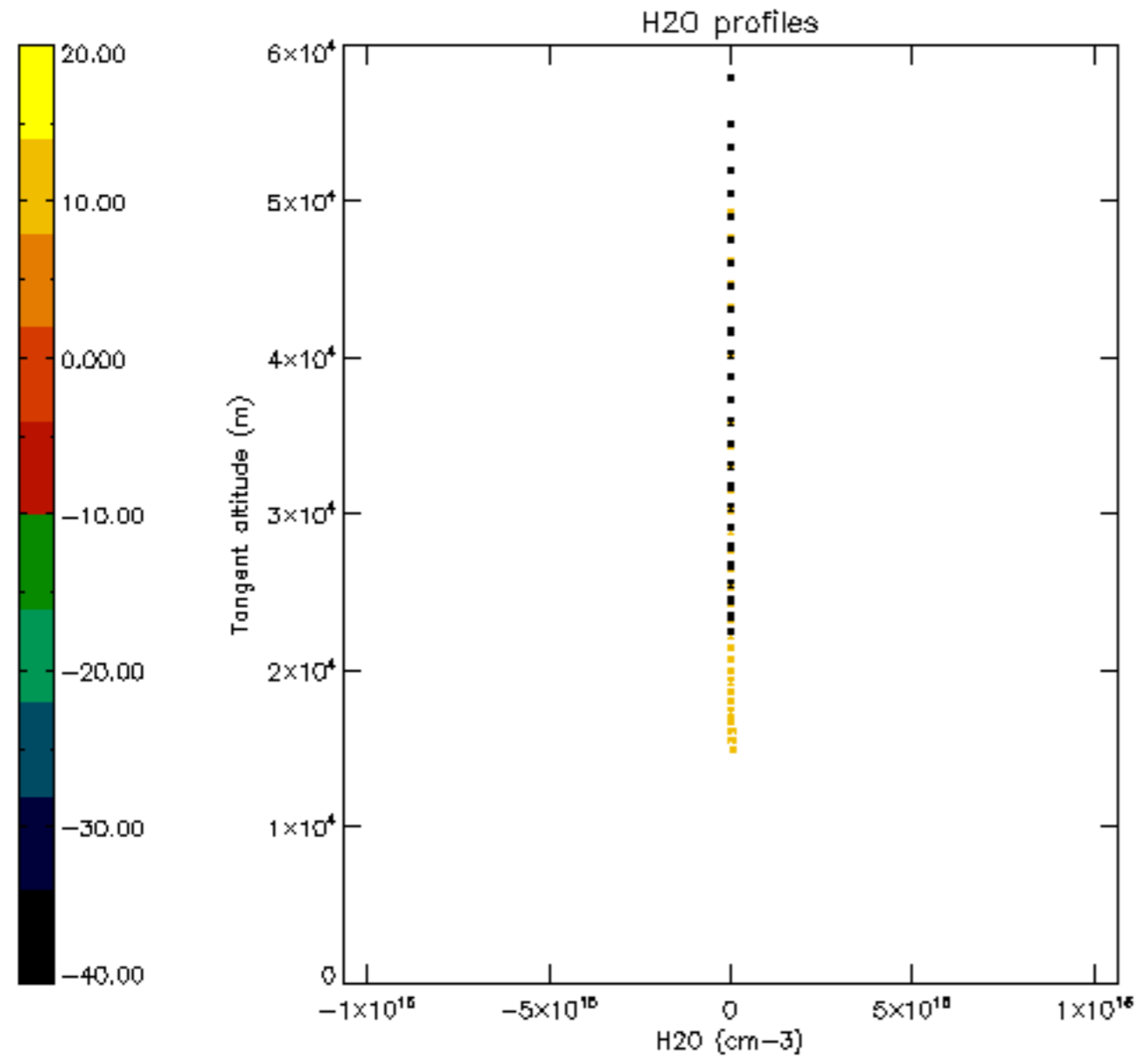


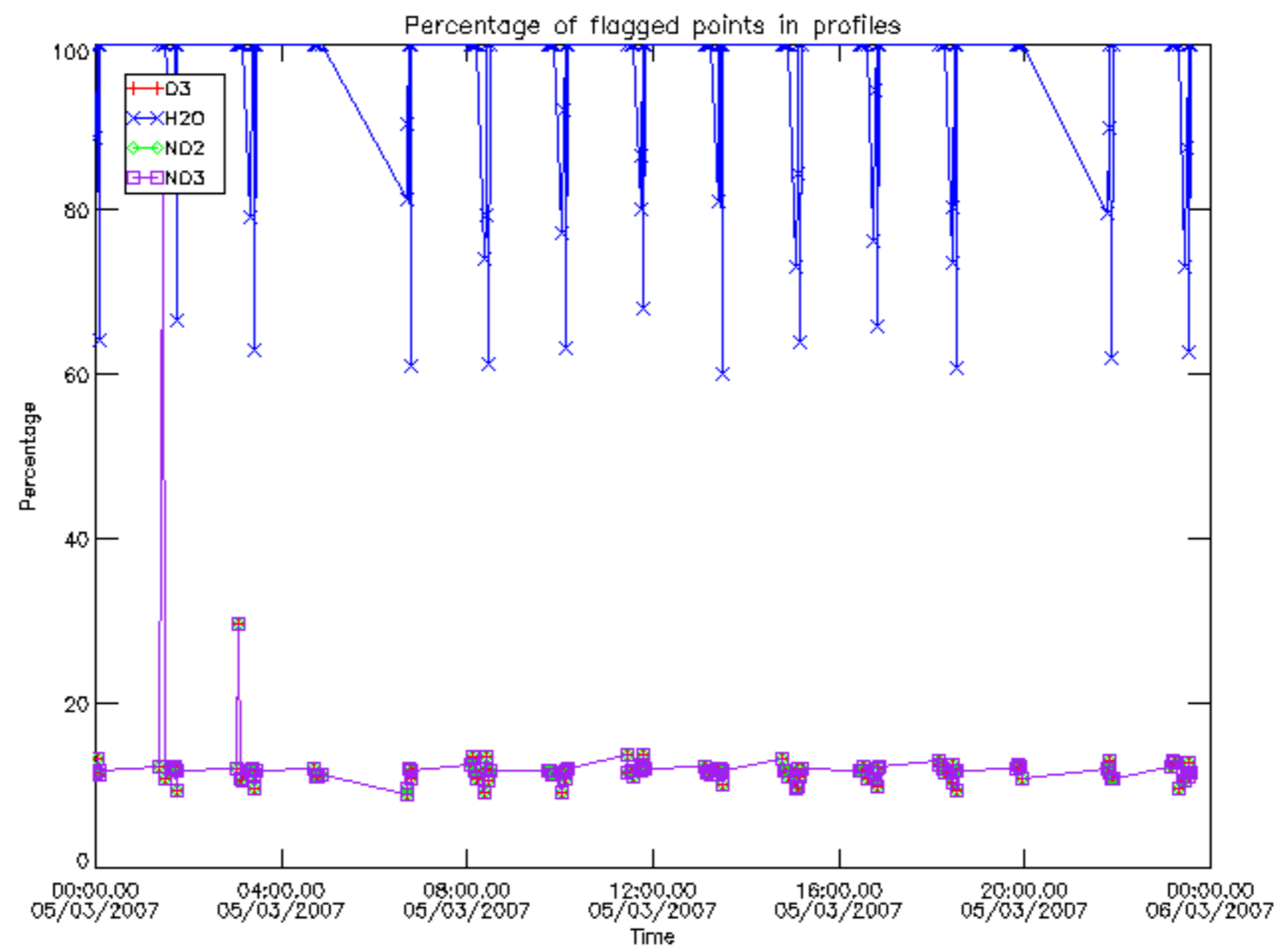




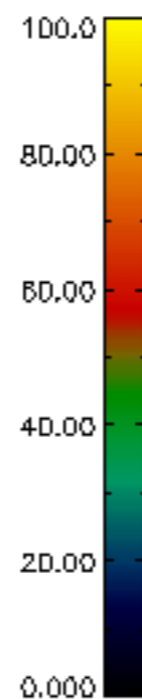
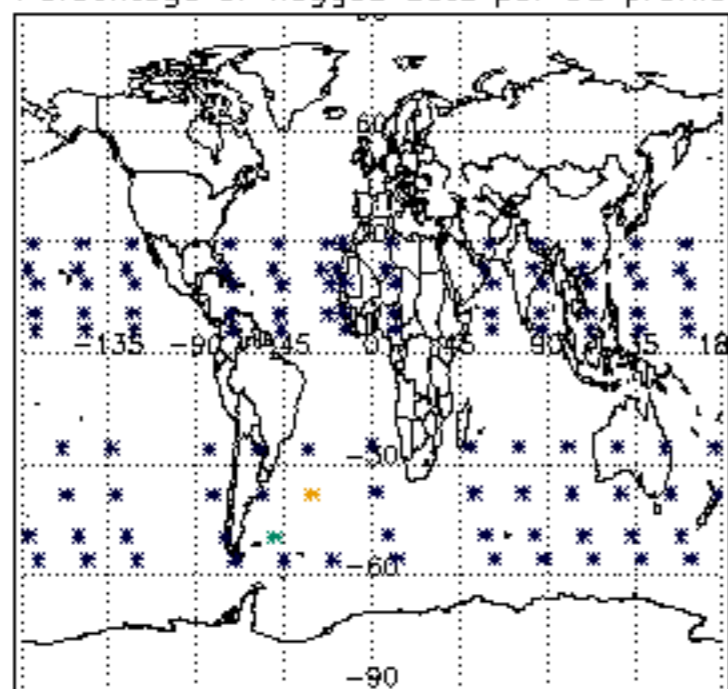




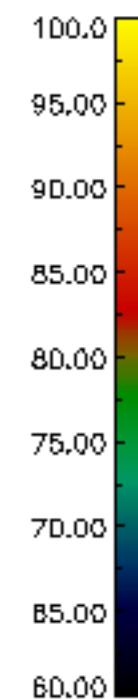
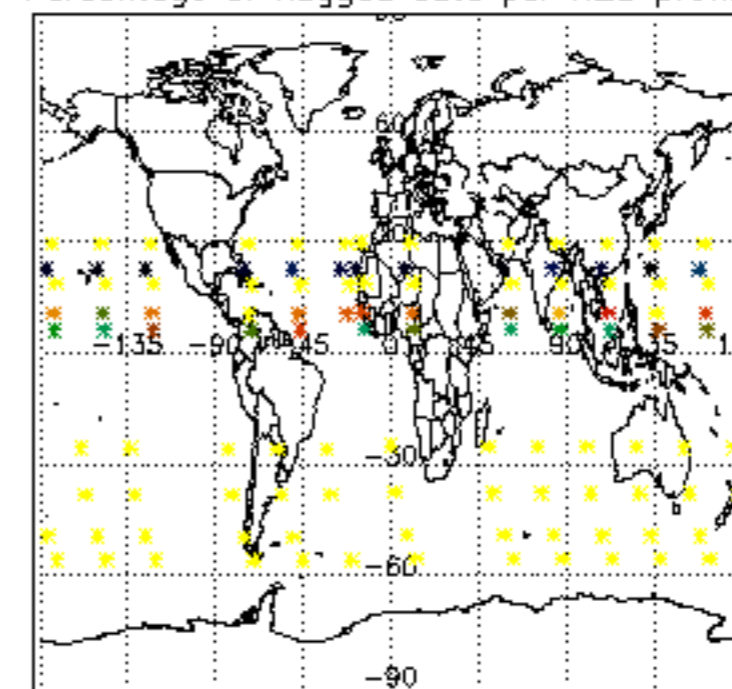




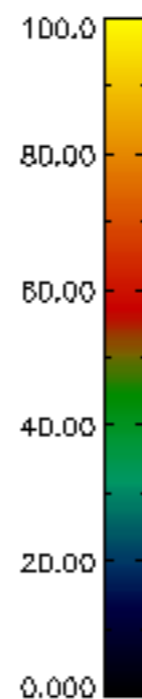
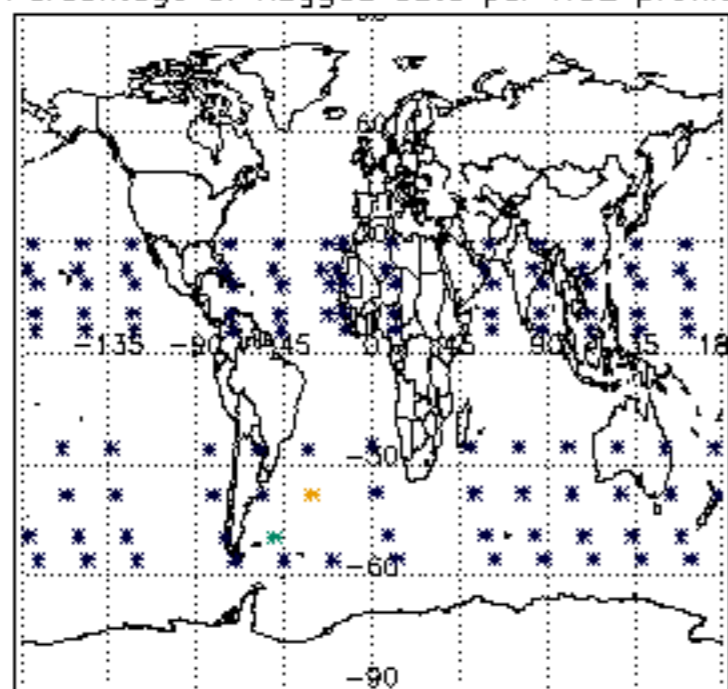
Percentage of flagged data per D3 profile



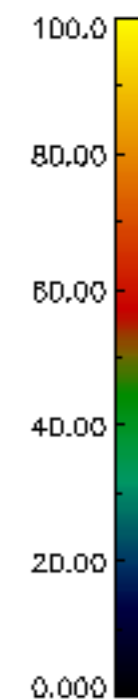
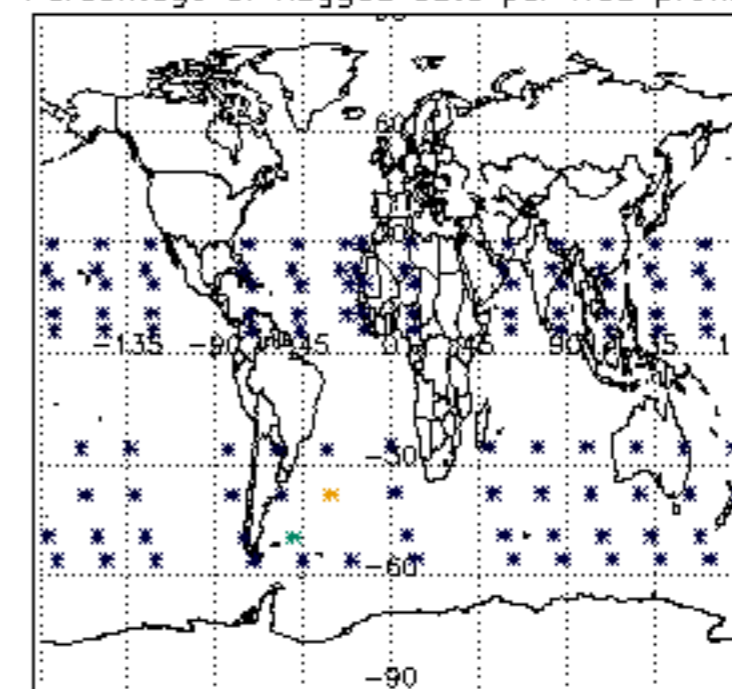
Percentage of flagged data per H2O profile

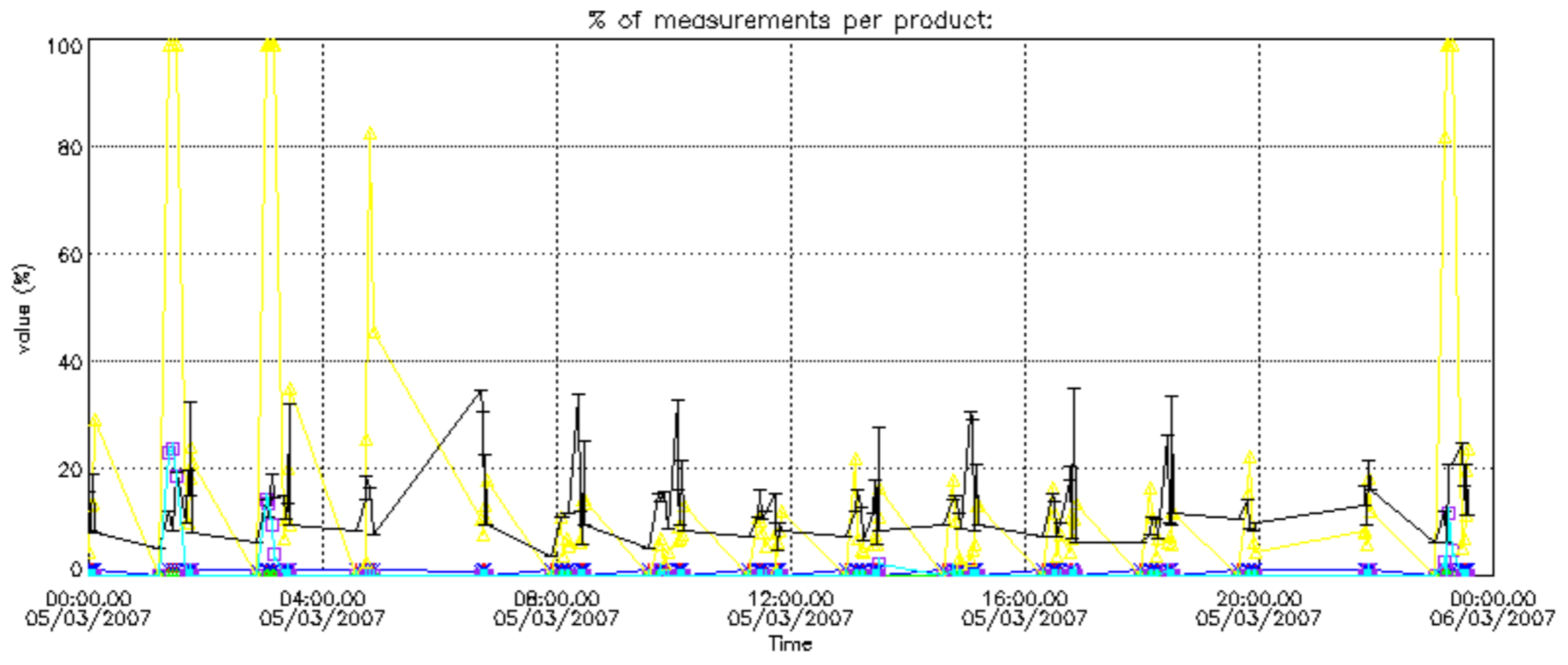
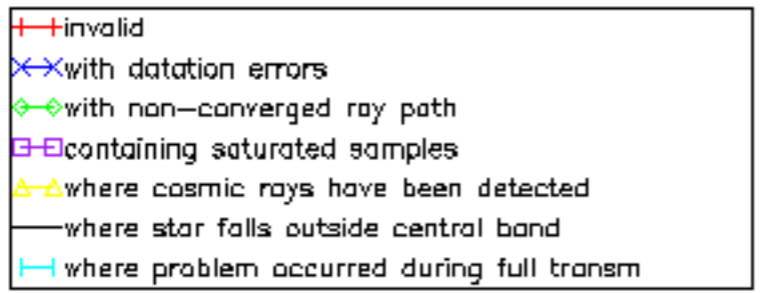


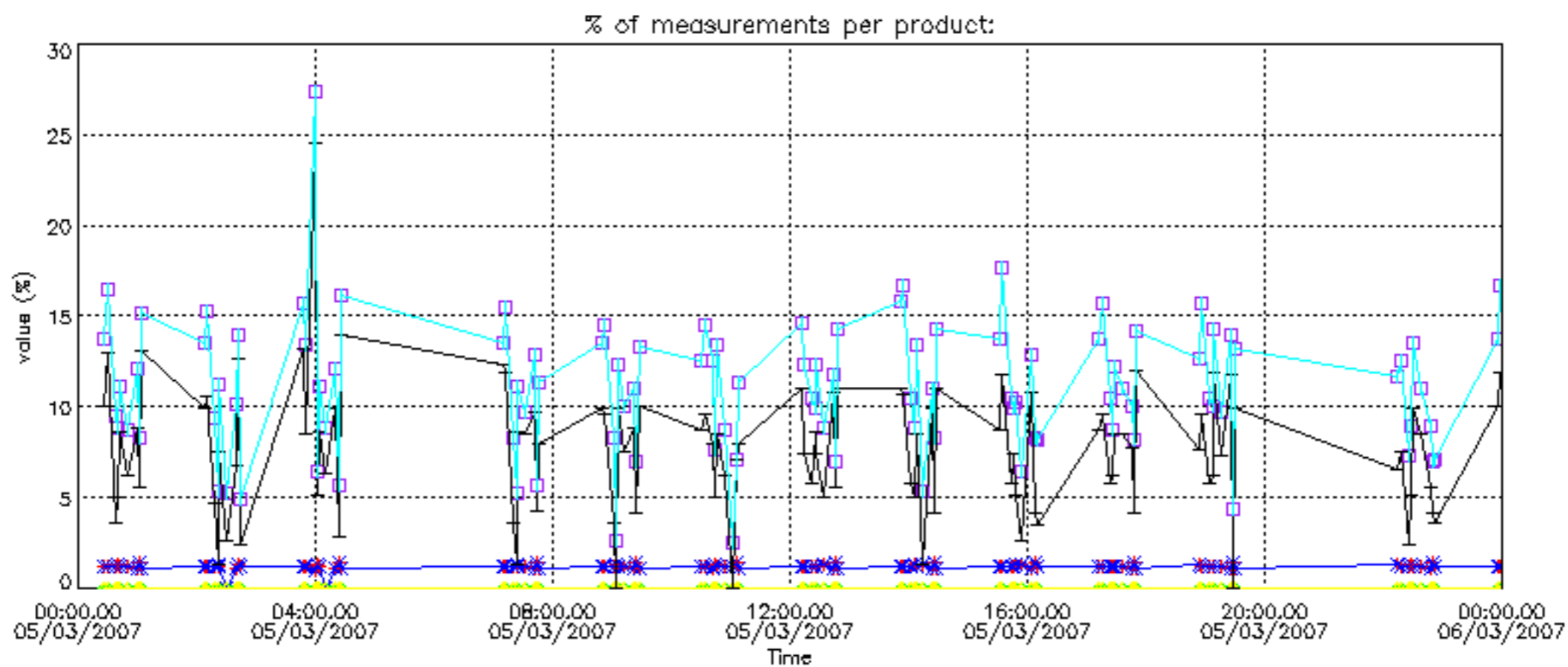
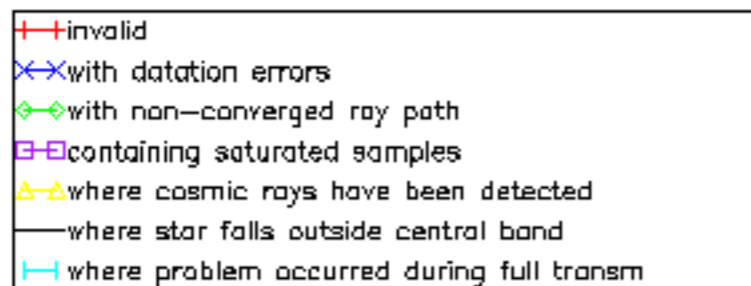
Percentage of flagged data per NO2 profile



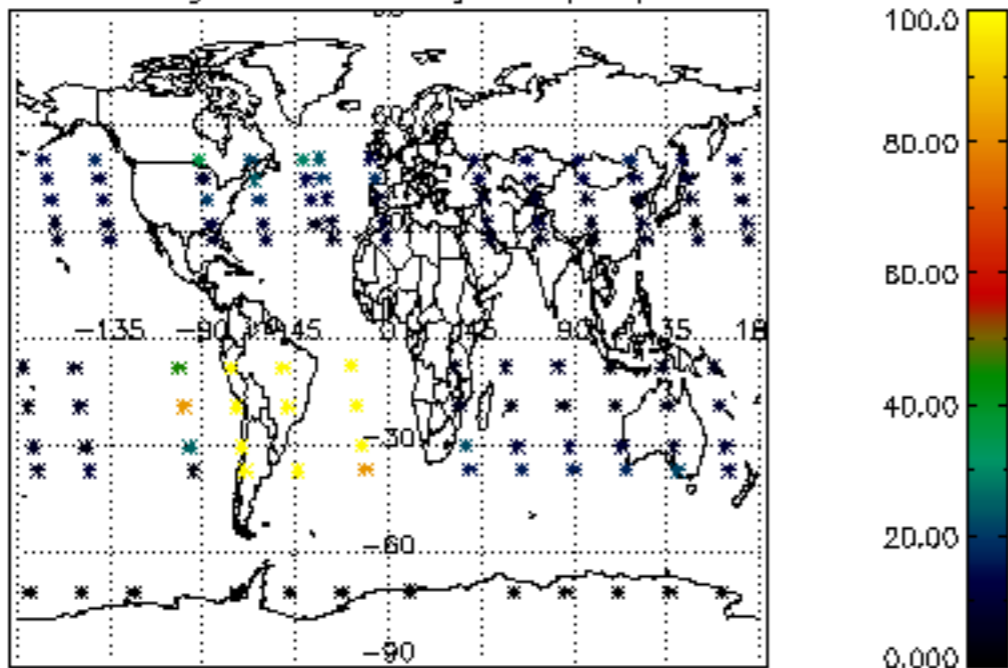
Percentage of flagged data per NO3 profile



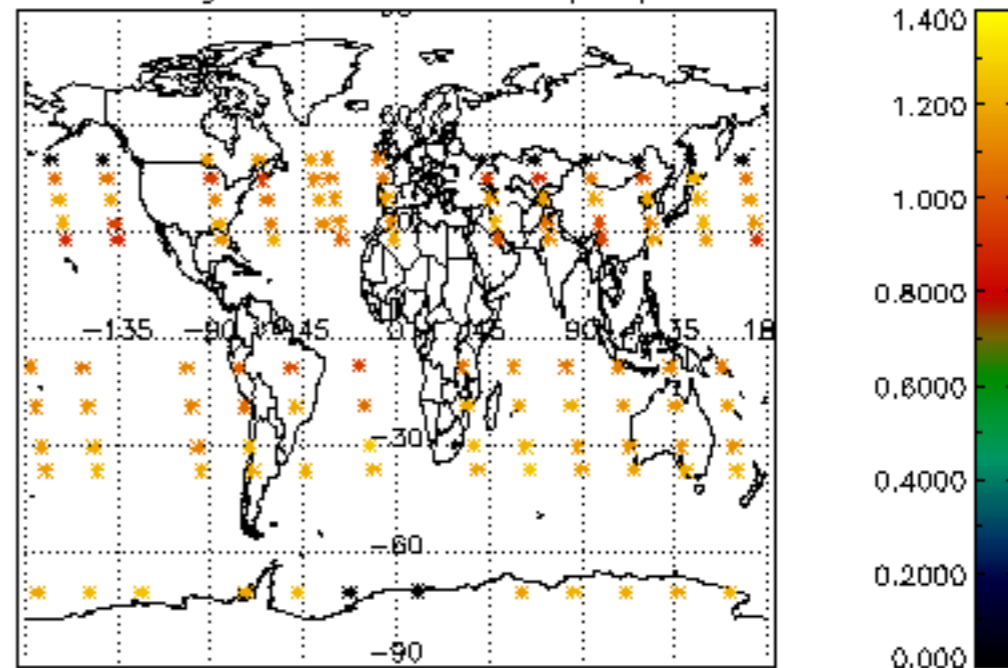




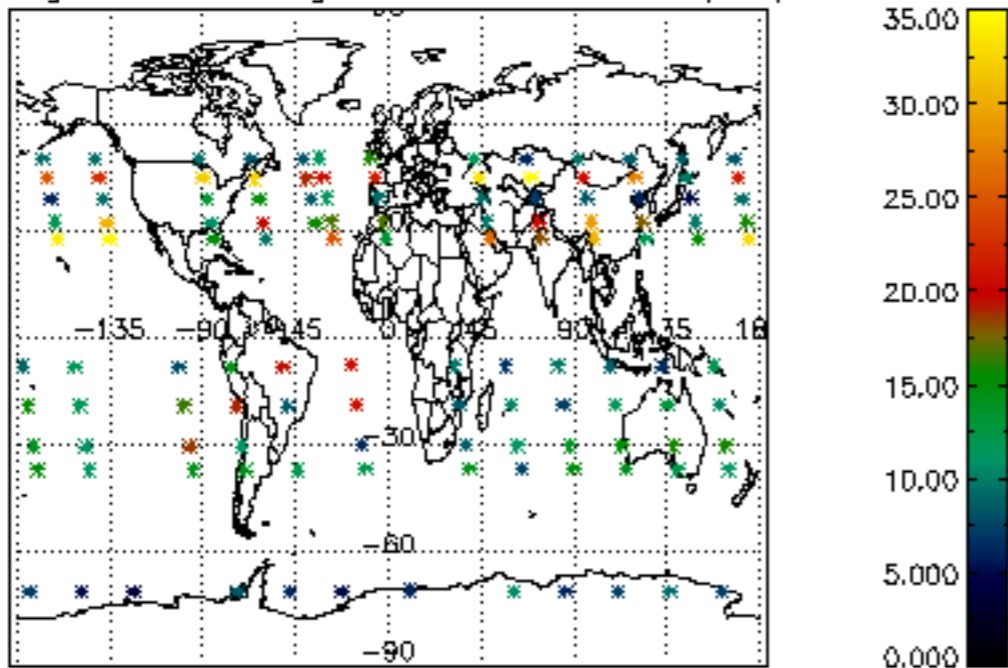
Percentage of cosmic ray hits per profile



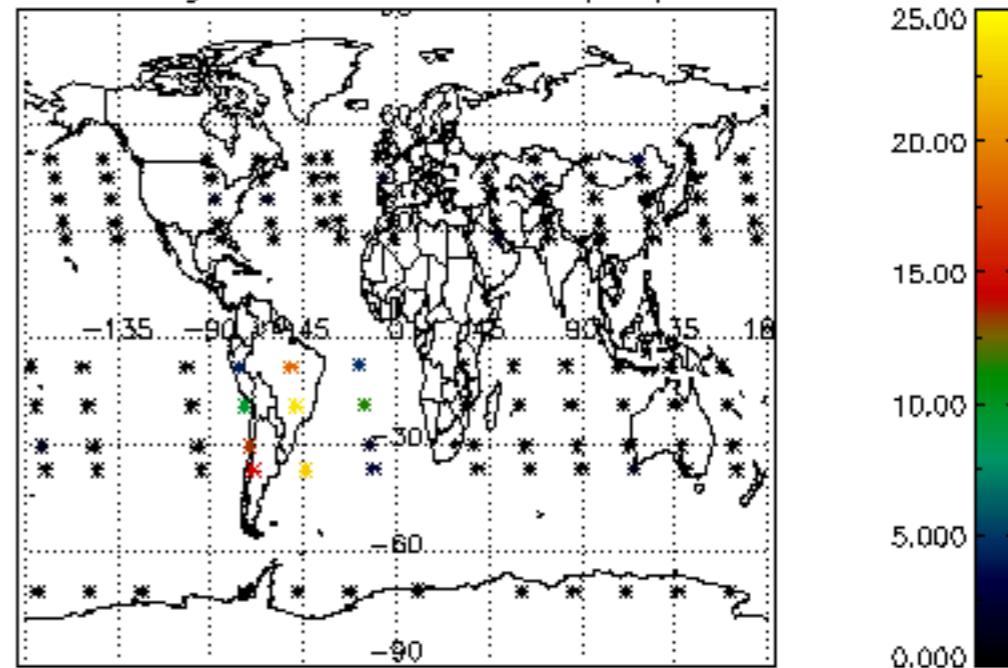
Percentage of datation errors per profile



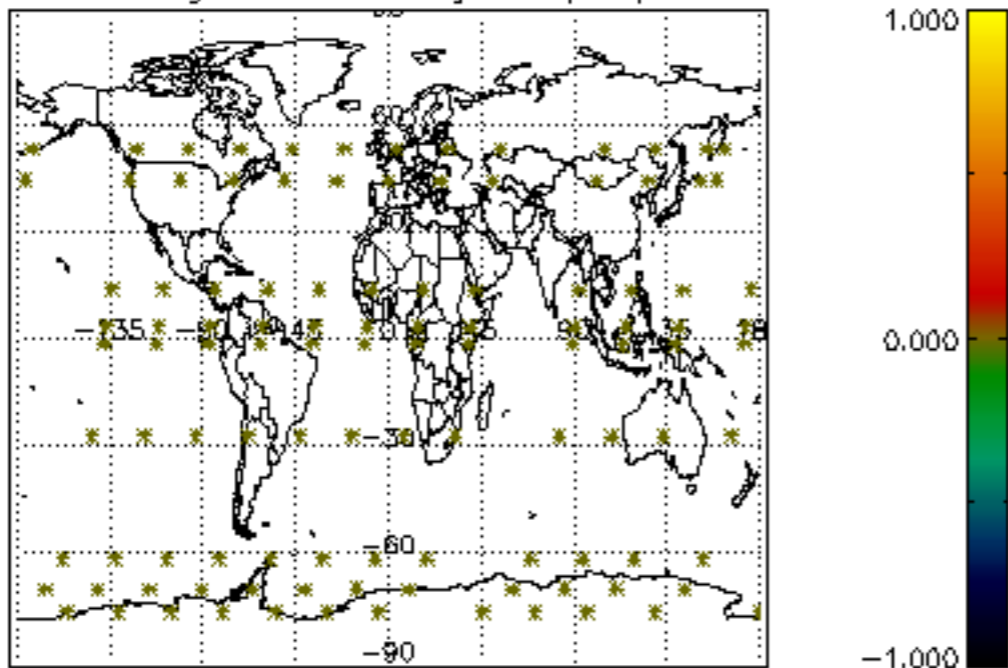
Percentage of star falling outside central band per profile



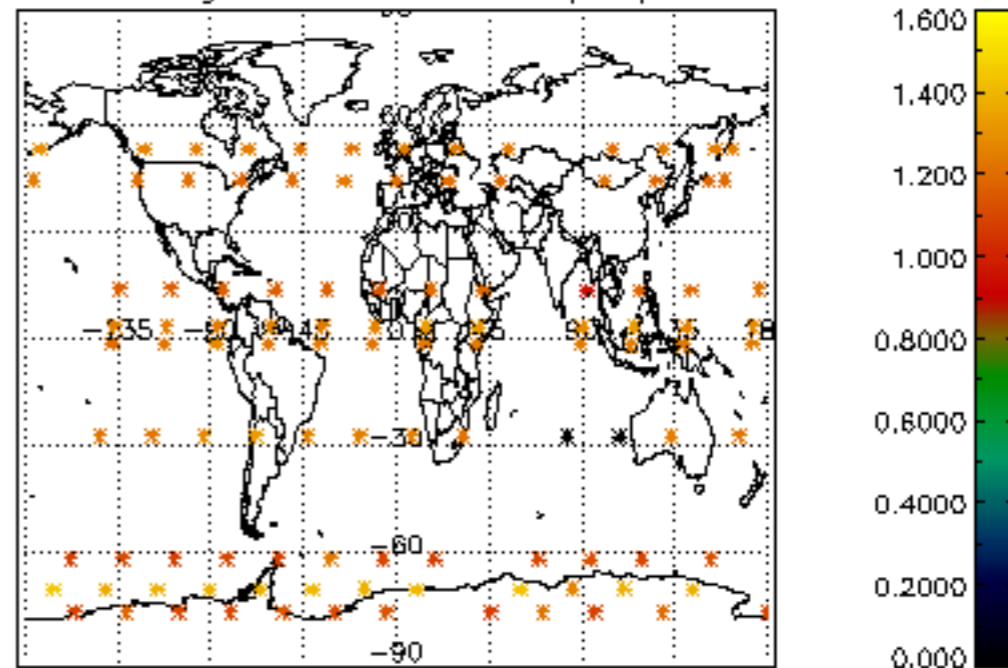
Percentage of saturation errors per profile



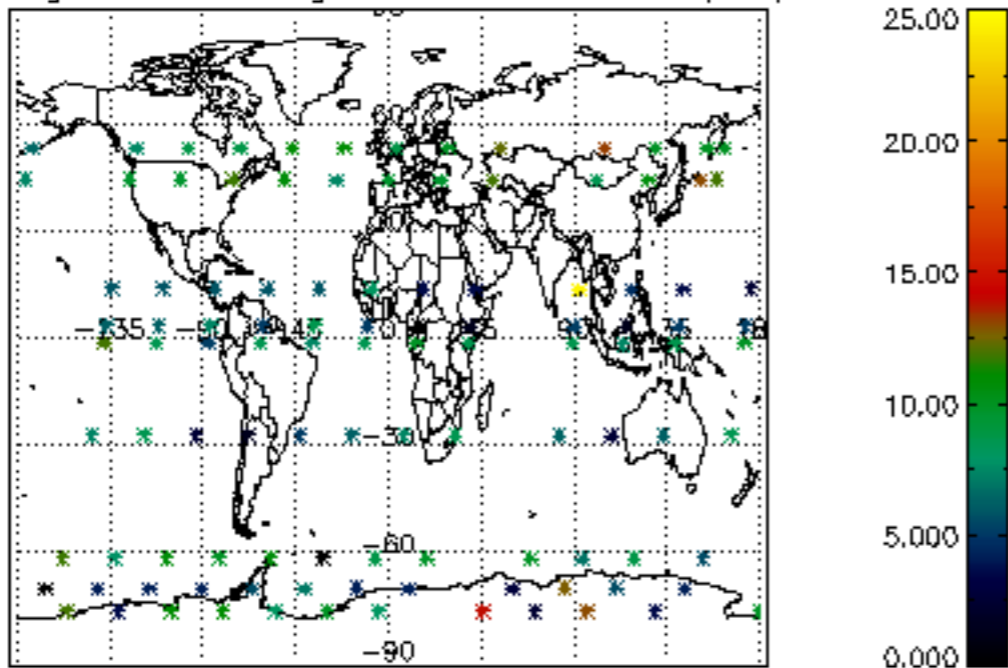
Percentage of cosmic ray hits per profile



Percentage of datation errors per profile



Percentage of star falling outside central band per profile



Percentage of saturation errors per profile

