

# GOMOS Level 2 Daily Report

## SUMMARY

### [1. General Info](#)

### [2. Summary of processed GOM\\_NL\\_2P products](#)

### [3. Level 2 Quality information per product](#)

#### [3.1 Plot of level 2 quality information per product \(time dependant\)](#)

#### [3.2 Plot of level 2 quality information per product \(world map\)](#)

### [4. Level 1 Quality information per product \(stored on level 2 products\)](#)

#### [4.1 Plot of level 1 quality information per product \(time dependant\)](#)

##### [4.1.1 Plot of level 1 quality information per product \(time dependant\): ASCENDING](#)

##### [4.1.2 Plot of level 1 quality information per product \(time dependant\): DESCENDING](#)

#### [4.2 Plot of level 1 quality information per product \(world map\)](#)

##### [4.2.1 Plot of level 1 quality information per product \(world map\): ASCENDING](#)

##### [4.2.2 Plot of level 1 quality information per product \(world map\): DESCENDING](#)

### [5. Ozone profiles based on quality statistics and other trace gas profiles](#)

#### [5.1 Ozone statistics based on quality of products](#)

#### [5.2 Plot ozone profiles for all STD \(dark without errors\)](#)

#### [5.3 Plot ozone profiles where STD < 20% \(dark without errors\)](#)

#### [5.4. Plot ozone profiles where STD < 10% \(dark without errors\)](#)

#### [5.5. Plot ozone profiles where STD < 5% \(dark without errors\)](#)

#### [5.6 Plot NO2 profiles for all STD \(dark without errors\)](#)

#### [5.7 Plot NO3 profiles for all STD \(dark without errors\)](#)

#### [5.8 Plot H2O profiles \(only for occultations of stars 1,2,3,4,13,14,16,26,63 dark without errors\) for all STD](#)

### [6. Auxiliary Data Files used for the production reported in section 2](#)

This report presents the daily analysis on parameters extracted from GOMOS level 2 data (GOM\_NL\_\_2P). It is intended to monitor some important parameters that will impact the quality of these products. A list of level 2 products (and content) that have arrived during the reporting day to the PCF is also given.

Item	Value
Time of report generation	22APR2013 16:56:36
Data source version	GOMOS/6.01
Start time of products	04-03-2007 (04MAR2007 00:00:00)
Stop time of products	05-03-2007 (05MAR2007 00:00:00)
Store outputs in DB	Yes
Nb of level 2 prods	235
Nb of prods with errors	0

## 2. Summary of processed GOM\_NL\_\_2P products.

Nr	Filename	UTC Start time	Limb	Duration	Star Id	Star Name	Star Mag	Star Temp	Nb Meas	Orbit	Prod. error
1	GOM_NL__2PRFIN20070304_003051_000000532056_00074_26180_7380.N1	04-MAR-2007 00:30:51	Dark	52.500	4	Alp1Cen	-0.010000	5800.0	105	26180	No
2	GOM_NL__2PRFIN20070304_003210_000000462056_00074_26180_7381.N1	04-MAR-2007 00:32:10	Dark	45.500	10	Bet Cen	0.610000	28000.	91	26180	No
3	GOM_NL__2PRFIN20070304_003401_000000422056_00074_26180_7382.N1	04-MAR-2007 00:34:01	Dark	42.000	77	Eps Cen	2.3030	28000.	84	26180	No
4	GOM_NL__2PRFIN20070304_003543_000000462056_00074_26180_7383.N1	04-MAR-2007 00:35:43	Dark	45.500	26	Gam Cru	1.6240	2900.0	91	26180	No
5	GOM_NL__2PRFIN20070304_003712_000000462056_00074_26180_7384.N1	04-MAR-2007 00:37:12	Dark	45.500	64	Gam Cen	2.2000	10600.	91	26180	No
6	GOM_NL__2PRFIN20070304_005835_000000402056_00074_26180_7385.N1	04-MAR-2007 00:58:35	Bright	40.000	22	32Alp Leo	1.3600	15200.	80	26180	No
7	GOM_NL__2PRFIN20070304_010108_000000432056_00074_26180_7386.N1	04-MAR-2007 01:01:08	Bright	42.500	51	41Gam1Leo	2.0100	4500.0	85	26180	No
8	GOM_NL__2PRFIN20070304_010951_000000422056_00074_26180_7387.N1	04-MAR-2007 01:09:51	Bright	42.000	174	52Psi UMa	3.0040	4400.0	84	26180	No
9	GOM_NL__2PRFIN20070304_011242_000000402056_00074_26180_7388.N1	04-MAR-2007 01:12:42	Bright	39.500	82	48Bet UMa	2.3650	10600.	79	26180	No
10	GOM_NL__2PRFIN20070304_011404_000000402056_00074_26180_7389.N1	04-MAR-2007 01:14:04	Bright	40.000	36	50Alp UMa	1.8000	6300.0	80	26180	No
11	GOM_NL__2PRFIN20070304_012116_000000402056_00074_26180_7390.N1	04-MAR-2007 01:21:16	Bright	39.500	60	7Bet UMi	2.0810	3950.0	79	26180	No
12	GOM_NL__2PRFIN20070304_013104_000000422056_00074_26180_7391.N1	04-MAR-2007 01:31:04	Bright	41.500	69	33Gam Dra	2.2310	3800.0	83	26180	No
13	GOM_NL__2PRFIN20070304_013331_000000352056_00074_26180_7392.N1	04-MAR-2007 01:33:31	Bright	34.500	144	18Del Cyg	2.8600	11000.	69	26180	No
14	GOM_NL__2PRFIN20070304_013539_000000462056_00074_26180_7393.N1	04-MAR-2007 01:35:39	Bright	45.500	5	3Alp Lyr	0.033000	11000.	91	26180	No
15	GOM_NL__2PRFIN20070304_014327_000000402056_00074_26180_7394.N1	04-MAR-2007 01:43:27	Bright	39.500	168	17Zet Aql	2.9860	11000.	79	26180	No
16	GOM_NL__2PRFIN20070304_015511_000000412056_00074_26180_7395.N1	04-MAR-2007 01:55:11	Dark	40.500	57	34Sig Sgr	2.0660	26000.	81	26180	No
17	GOM_NL__2PRFIN20070304_015821_000000432056_00074_26180_7396.N1	04-MAR-2007 01:58:21	Dark	42.500	38	20Eps Sgr	1.8360	11000.	85	26180	No
18	GOM_NL__2PRFIN20070304_020120_000000452056_00074_26180_7397.N1	04-MAR-2007 02:01:20	Dark	45.000	25	35Lam Sco	1.6200	28000.	90	26180	No
19	GOM_NL__2PRFIN20070304_021128_000000462056_00075_26181_7393.N1	04-MAR-2007 02:11:28	Dark	45.500	4	Alp1Cen	-0.010000	5800.0	91	26181	No
20	GOM_NL__2PRFIN20070304_021246_000000482056_00075_26181_7394.N1	04-MAR-2007 02:12:46	Dark	47.500	10	Bet Cen	0.610000	28000.	95	26181	No
21	GOM_NL__2PRFIN20070304_021438_000000432056_00075_26181_7395.N1	04-MAR-2007 02:14:38	Dark	43.000	77	Eps Cen	2.3030	28000.	86	26181	No
22	GOM_NL__2PRFIN20070304_021620_000000542056_00075_26181_7396.N1	04-MAR-2007 02:16:20	Dark	54.000	26	Gam Cru	1.6240	2900.0	108	26181	No
23	GOM_NL__2PRFIN20070304_021748_000000432056_00075_26181_7397.N1	04-MAR-2007 02:17:48	Dark	43.000	64	Gam Cen	2.2000	10600.	86	26181	No
24	GOM_NL__2PRFIN20070304_023911_000000422056_00075_26181_7398.N1	04-MAR-2007 02:39:11	Bright	42.000	22	32Alp Leo	1.3600	15200.	84	26181	No
25	GOM_NL__2PRFIN20070304_024143_000000442056_00075_26181_7399.N1	04-MAR-2007 02:41:43	Bright	43.500	51	41Gam1Leo	2.0100	4500.0	87	26181	No
26	GOM_NL__2PRFIN20070304_025026_000000432056_00075_26181_7400.N1	04-MAR-2007 02:50:26	Bright	43.000	174	52Psi UMa	3.0040	4400.0	86	26181	No
27	GOM_NL__2PRFIN20070304_025317_000000402056_00075_26181_7401.N1	04-MAR-2007 02:53:17	Bright	40.000	82	48Bet UMa	2.3650	10600.	80	26181	No
28	GOM_NL__2PRFIN20070304_025440_000000412056_00075_26181_7402.N1	04-MAR-2007 02:54:40	Bright	40.500	36	50Alp UMa	1.8000	6300.0	81	26181	No
29	GOM_NL__2PRFIN20070304_030152_000000392056_00075_26181_7403.N1	04-MAR-2007 03:01:52	Bright	39.000	60	7Bet UMi	2.0810	3950.0	78	26181	No
30	GOM_NL__2PRFIN20070304_031140_000000432056_00075_26181_7404.N1	04-MAR-2007 03:11:40	Bright	43.000	69	33Gam Dra	2.2310	3800.0	86	26181	No
31	GOM_NL__2PRFIN20070304_031407_000000382056_00075_26181_7405.N1	04-MAR-2007 03:14:07	Bright	37.500	144	18Del Cyg	2.8600	11000.	75	26181	No
32	GOM_NL__2PRFIN20070304_031615_000000452056_00075_26181_7406.N1	04-MAR-2007 03:16:15	Bright	44.500	5	3Alp Lyr	0.033000	11000.	89	26181	No
33	GOM_NL__2PRFIN20070304_032403_000000402056_00075_26181_7407.N1	04-MAR-2007 03:24:03	Bright	39.500	168	17Zet Aql	2.9860	11000.	79	26181	No
34	GOM_NL__2PRFIN20070304_033356_000000452056_00075_26181_7408.N1	04-MAR-2007 03:33:56	Dark	44.500	155	41Pi Sgr	2.9000	6600.0	89	26181	No
35	GOM_NL__2PRFIN20070304_033548_000000402056_00075_26181_7409.N1	04-MAR-2007 03:35:48	Dark	40.000	57	34Sig Sgr	2.0660	26000.	80	26181	No
36	GOM_NL__2PRFIN20070304_033858_000000422056_00075_26181_7410.N1	04-MAR-2007 03:38:58	Dark	41.500	38	20Eps Sgr	1.8360	11000.	83	26181	No
37	GOM_NL__2PRFIN20070304_034157_000000462056_00075_26181_7411.N1	04-MAR-2007 03:41:57	Dark	46.000	25	35Lam Sco	1.6200	28000.	92	26181	No
38	GOM_NL__2PRFIN20070304_035205_000000542056_00076_26182_7401.N1	04-MAR-2007 03:52:05	Dark	54.000	4	Alp1Cen	-0.010000	5800.0	108	26182	No
39	GOM_NL__2PRFIN20070304_035323_000000522056_00076_26182_7402.N1	04-MAR-2007 03:53:23	Dark	51.500	10	Bet Cen	0.610000	28000.	103	26182	No
40	GOM_NL__2PRFIN20070304_035514_000000432056_00076_26182_7403.N1	04-MAR-2007 03:55:14	Dark	42.500	77	Eps Cen	2.3030	28000.	85	26182	No
41	GOM_NL__2PRFIN20070304_035656_000000552056_00076_26182_7404.N1	04-MAR-2007 03:56:56	Dark	54.500	26	Gam Cru	1.6240	2900.0	109	26182	No
42	GOM_NL__2PRFIN20070304_035825_000000462056_00076_26182_7405.N1	04-MAR-2007 03:58:25	Dark	45.500	64	Gam Cen	2.2000	10600.	91	26182	No

43	GOM_NL__2PRFIN20070304_041947_000000412056_00076_26182_7406.N1	04-MAR-2007 04:19:47	Bright	41.000	22	32Alp Leo	1.3600	15200.	82	26182	No
44	GOM_NL__2PRFIN20070304_042219_000000472056_00076_26182_7407.N1	04-MAR-2007 04:22:19	Bright	46.500	51	41Gam1Leo	2.0100	4500.0	93	26182	No
45	GOM_NL__2PRFIN20070304_043102_000000422056_00076_26182_7408.N1	04-MAR-2007 04:31:02	Bright	42.000	174	52Psi UMa	3.0040	4400.0	84	26182	No
46	GOM_NL__2PRFIN20070304_043353_000000402056_00076_26182_7409.N1	04-MAR-2007 04:33:53	Bright	39.500	82	48Bet UMa	2.3650	10600.	79	26182	No
47	GOM_NL__2PRFIN20070304_043515_000000572056_00076_26182_7410.N1	04-MAR-2007 04:35:15	Bright	56.500	36	50Alp UMa	1.8000	6300.0	113	26182	No
48	GOM_NL__2PRFIN20070304_044227_000000402056_00076_26182_7411.N1	04-MAR-2007 04:42:27	Bright	39.500	60	7Bet UMi	2.0810	3950.0	79	26182	No
49	GOM_NL__2PRFIN20070304_045216_000000452056_00076_26182_7412.N1	04-MAR-2007 04:52:16	Bright	45.000	69	33Gam Dra	2.2310	3800.0	90	26182	No
50	GOM_NL__2PRFIN20070304_045443_000000352056_00076_26182_7413.N1	04-MAR-2007 04:54:43	Bright	35.000	144	18Del Cyg	2.8600	11000.	70	26182	No
51	GOM_NL__2PRFIN20070304_045651_000000412056_00076_26182_7414.N1	04-MAR-2007 04:56:51	Bright	40.500	5	3Alp Lyr	0.033000	11000.	81	26182	No
52	GOM_NL__2PRFIN20070304_050439_000000412056_00076_26182_7415.N1	04-MAR-2007 05:04:39	Bright	40.500	168	17Zet Aql	2.9860	11000.	81	26182	No
53	GOM_NL__2PRFIN20070304_051433_000000392056_00076_26182_7416.N1	04-MAR-2007 05:14:33	Dark	39.000	155	41Pi Sgr	2.9000	6600.0	78	26182	No
54	GOM_NL__2PRFIN20070304_051624_000000442056_00076_26182_7417.N1	04-MAR-2007 05:16:24	Dark	43.500	57	34Sig Sgr	2.0660	26000.	87	26182	No
55	GOM_NL__2PRFIN20070304_051935_000000442056_00076_26182_7418.N1	04-MAR-2007 05:19:35	Dark	44.000	38	20Eps Sgr	1.8360	11000.	88	26182	No
56	GOM_NL__2PRFIN20070304_052234_000000472056_00076_26182_7419.N1	04-MAR-2007 05:22:34	Dark	47.000	25	35Lam Sco	1.6200	28000.	94	26182	No
57	GOM_NL__2PRFIN20070304_052453_000000392056_00076_26182_7420.N1	04-MAR-2007 05:24:53	Dark	39.000	75	26Eps Sco	2.2910	4250.0	78	26182	No
58	GOM_NL__2PRFIN20070304_070643_000000412056_00078_26184_7467.N1	04-MAR-2007 07:06:43	Dark	41.000	141	Bet Ara	2.8400	4600.0	82	26184	No
59	GOM_NL__2PRFIN20070304_071318_000000502056_00078_26184_7468.N1	04-MAR-2007 07:13:18	Dark	49.500	4	Alp1Cen	-0.010000	5800.0	99	26184	No
60	GOM_NL__2PRFIN20070304_071436_000000422056_00078_26184_7469.N1	04-MAR-2007 07:14:36	Dark	42.000	10	Bet Cen	0.61000	28000.	84	26184	No
61	GOM_NL__2PRFIN20070304_071628_000000432056_00078_26184_7470.N1	04-MAR-2007 07:16:28	Dark	42.500	77	Eps Cen	2.3030	28000.	85	26184	No
62	GOM_NL__2PRFIN20070304_071809_000000492056_00078_26184_7471.N1	04-MAR-2007 07:18:09	Dark	49.000	26	Gam Cru	1.6240	2900.0	98	26184	No
63	GOM_NL__2PRFIN20070304_071938_000000442056_00078_26184_7472.N1	04-MAR-2007 07:19:38	Dark	43.500	64	Gam Cen	2.2000	10600.	87	26184	No
64	GOM_NL__2PRFIN20070304_074058_000000412056_00078_26184_7473.N1	04-MAR-2007 07:40:58	Bright	41.000	22	32Alp Leo	1.3600	15200.	82	26184	No
65	GOM_NL__2PRFIN20070304_074331_000000422056_00078_26184_7474.N1	04-MAR-2007 07:43:31	Bright	42.000	51	41Gam1Leo	2.0100	4500.0	84	26184	No
66	GOM_NL__2PRFIN20070304_075213_000000442056_00078_26184_7475.N1	04-MAR-2007 07:52:13	Bright	44.000	174	52Psi UMa	3.0040	4400.0	88	26184	No
67	GOM_NL__2PRFIN20070304_075504_000000412056_00078_26184_7476.N1	04-MAR-2007 07:55:04	Bright	40.500	82	48Bet UMa	2.3650	10600.	81	26184	No
68	GOM_NL__2PRFIN20070304_075627_000000582056_00078_26184_7477.N1	04-MAR-2007 07:56:27	Bright	58.000	36	50Alp UMa	1.8000	6300.0	116	26184	No
69	GOM_NL__2PRFIN20070304_080339_000000402056_00078_26184_7478.N1	04-MAR-2007 08:03:39	Bright	40.000	60	7Bet UMi	2.0810	3950.0	80	26184	No
70	GOM_NL__2PRFIN20070304_081327_000000452056_00078_26184_7479.N1	04-MAR-2007 08:13:27	Bright	45.000	69	33Gam Dra	2.2310	3800.0	90	26184	No
71	GOM_NL__2PRFIN20070304_081555_000000472056_00078_26184_7480.N1	04-MAR-2007 08:15:55	Bright	46.500	144	18Del Cyg	2.8600	11000.	93	26184	No
72	GOM_NL__2PRFIN20070304_081803_000000452056_00078_26184_7481.N1	04-MAR-2007 08:18:03	Bright	45.000	5	3Alp Lyr	0.033000	11000.	90	26184	No
73	GOM_NL__2PRFIN20070304_082552_000000402056_00078_26184_7482.N1	04-MAR-2007 08:25:52	Bright	40.000	168	17Zet Aql	2.9860	11000.	80	26184	No
74	GOM_NL__2PRFIN20070304_083546_000000412056_00078_26184_7483.N1	04-MAR-2007 08:35:46	Dark	40.500	155	41Pi Sgr	2.9000	6600.0	81	26184	No
75	GOM_NL__2PRFIN20070304_083737_000000432056_00078_26184_7484.N1	04-MAR-2007 08:37:37	Dark	43.000	57	34Sig Sgr	2.0660	26000.	86	26184	No
76	GOM_NL__2PRFIN20070304_084048_000000442056_00078_26184_7485.N1	04-MAR-2007 08:40:48	Dark	43.500	38	20Eps Sgr	1.8360	11000.	87	26184	No
77	GOM_NL__2PRFIN20070304_084348_000000472056_00078_26184_7486.N1	04-MAR-2007 08:43:48	Dark	47.000	25	35Lam Sco	1.6200	28000.	94	26184	No
78	GOM_NL__2PRFIN20070304_084719_000000462056_00079_26185_7478.N1	04-MAR-2007 08:47:19	Dark	45.500	141	Bet Ara	2.8400	4600.0	91	26185	No
79	GOM_NL__2PRFIN20070304_085354_000000432056_00079_26185_7479.N1	04-MAR-2007 08:53:54	Dark	42.500	4	Alp1Cen	-0.010000	5800.0	85	26185	No
80	GOM_NL__2PRFIN20070304_085513_000000422056_00079_26185_7480.N1	04-MAR-2007 08:55:13	Dark	41.500	10	Bet Cen	0.61000	28000.	83	26185	No
81	GOM_NL__2PRFIN20070304_085704_000000432056_00079_26185_7481.N1	04-MAR-2007 08:57:04	Dark	43.000	77	Eps Cen	2.3030	28000.	86	26185	No
82	GOM_NL__2PRFIN20070304_085845_000000562056_00079_26185_7482.N1	04-MAR-2007 08:58:45	Dark	55.500	26	Gam Cru	1.6240	2900.0	111	26185	No
83	GOM_NL__2PRFIN20070304_090015_000000432056_00079_26185_7483.N1	04-MAR-2007 09:00:15	Dark	43.000	64	Gam Cen	2.2000	10600.	86	26185	No
84	GOM_NL__2PRFIN20070304_092134_000000412056_00079_26185_7484.N1	04-MAR-2007 09:21:34	Bright	41.000	22	32Alp Leo	1.3600	15200.	82	26185	No
85	GOM_NL__2PRFIN20070304_092406_000000412056_00079_26185_7485.N1	04-MAR-2007 09:24:06	Bright	41.000	51	41Gam1Leo	2.0100	4500.0	82	26185	No
86	GOM_NL__2PRFIN20070304_093248_000000442056_00079_26185_7486.N1	04-MAR-2007 09:32:48	Bright	43.500	174	52Psi UMa	3.0040	4400.0	87	26185	No
87	GOM_NL__2PRFIN20070304_093540_000000402056_00079_26185_7487.N1	04-MAR-2007 09:35:40	Bright	39.500	82	48Bet UMa	2.3650	10600.	79	26185	No
88	GOM_NL__2PRFIN20070304_093702_000000392056_00079_26185_7488.N1	04-MAR-2007 09:37:02	Bright	38.500	36	50Alp UMa	1.8000	6300.0	77	26185	No
89	GOM_NL__2PRFIN20070304_094414_000000412056_00079_26185_7489.N1	04-MAR-2007 09:44:14	Bright	41.000	60	7Bet UMi	2.0810	3950.0	82	26185	No
90	GOM_NL__2PRFIN20070304_095403_000000472056_00079_26185_7490.N1	04-MAR-2007 09:54:03	Bright	46.500	69	33Gam Dra	2.2310	3800.0	93	26185	No
91	GOM_NL__2PRFIN20070304_095631_000000362056_00079_26185_7491.N1	04-MAR-2007 09:56:31	Bright	36.000	144	18Del Cyg	2.8600	11000.	72	26185	No
92	GOM_NL__2PRFIN20070304_095839_000000432056_00079_26185_7492.N1	04-MAR-2007 09:58:39	Bright	42.500	5	3Alp Lyr	0.033000	11000.	85	26185	No
93	GOM_NL__2PRFIN20070304_100628_000000412056_00079_26185_7493.N1	04-MAR-2007 10:06:28	Bright	40.500	168	17Zet Aql	2.9860	11000.	81	26185	No
94	GOM_NL__2PRFIN20070304_101622_000000432056_00079_26185_7494.N1	04-MAR-2007 10:16:22	Dark	42.500	155	41Pi Sgr	2.9000	6600.0	85	26185	No
95	GOM_NL__2PRFIN20070304_101814_000000442056_00079_26185_7495.N1	04-MAR-2007 10:18:14	Dark	44.000	57	34Sig Sgr	2.0660	26000.	88	26185	No
96	GOM_NL__2PRFIN20070304_102124_000000432056_00079_26185_7496.N1	04-MAR-2007 10:21:24	Dark	42.500	38	20Eps Sgr	1.8360	11000.	85	26185	No
97	GOM_NL__2PRFIN20070304_102424_000000462056_00079_26185_7497.N1	04-MAR-2007 10:24:24	Dark	45.500	25	35Lam Sco	1.6200	28000.	91	26185	No
98	GOM_NL__2PRFIN20070304_103431_000000452056_00080_26186_7498.N1	04-MAR-2007 10:34:31	Dark	45.000	4	Alp1Cen	-0.010000	5800.0	90	26186	No
99	GOM_NL__2PRFIN20070304_103549_000000422056_00080_26186_7499.N1	04-MAR-2007 10:35:49	Dark	41.500	10	Bet Cen	0.61000	28000.	83	26186	No
100	GOM_NL__2PRFIN20070304_103741_000000422056_00080_26186_7500.N1	04-MAR-2007 10:37:41	Dark	42.000	77	Eps Cen	2.3030	28000.	84	26186	No
101	GOM_NL__2PRFIN20070304_103922_000000482056_00080_26186_7501.N1	04-MAR-2007 10:39:22	Dark	47.500	26	Gam Cru	1.6240	2900.0	95	26186	No

102	GOM_NL__2PRFIN20070304_104051_000000412056_00080_26186_7502.N1	04-MAR-2007 10:40:51	Dark	41.000	64	Gam Cen	2.2000	10600.	82	26186	No
103	GOM_NL__2PRFIN20070304_110210_000000402056_00080_26186_7503.N1	04-MAR-2007 11:02:10	Bright	40.000	22	32Alp Leo	1.3600	15200.	80	26186	No
104	GOM_NL__2PRFIN20070304_110442_000000432056_00080_26186_7504.N1	04-MAR-2007 11:04:42	Bright	42.500	51	41Gam1Leo	2.0100	4500.0	85	26186	No
105	GOM_NL__2PRFIN20070304_111323_000000452056_00080_26186_7505.N1	04-MAR-2007 11:13:23	Bright	44.500	174	52Psi UMa	3.0040	4400.0	89	26186	No
106	GOM_NL__2PRFIN20070304_111615_000000392056_00080_26186_7506.N1	04-MAR-2007 11:16:15	Bright	39.000	82	48Bet UMa	2.3650	10600.	78	26186	No
107	GOM_NL__2PRFIN20070304_111737_000000412056_00080_26186_7507.N1	04-MAR-2007 11:17:37	Bright	40.500	36	50Alp UMa	1.8000	6300.0	81	26186	No
108	GOM_NL__2PRFIN20070304_112450_000000412056_00080_26186_7508.N1	04-MAR-2007 11:24:50	Bright	41.000	60	7Bet UMi	2.0810	3950.0	82	26186	No
109	GOM_NL__2PRFIN20070304_113439_000000422056_00080_26186_7509.N1	04-MAR-2007 11:34:39	Bright	42.000	69	33Gam Dra	2.2310	3800.0	84	26186	No
110	GOM_NL__2PRFIN20070304_113707_000000362056_00080_26186_7510.N1	04-MAR-2007 11:37:07	Bright	36.000	144	18Del Cyg	2.8600	11000.	72	26186	No
111	GOM_NL__2PRFIN20070304_113915_000000452056_00080_26186_7511.N1	04-MAR-2007 11:39:15	Bright	44.500	5	3Alp Lyr	0.033000	11000.	89	26186	No
112	GOM_NL__2PRFIN20070304_114705_000000412056_00080_26186_7512.N1	04-MAR-2007 11:47:05	Bright	40.500	168	17Zet Aql	2.9860	11000.	81	26186	No
113	GOM_NL__2PRFIN20070304_115659_000000412056_00080_26186_7513.N1	04-MAR-2007 11:56:59	Dark	40.500	155	41Pi Sgr	2.9000	6600.0	81	26186	No
114	GOM_NL__2PRFIN20070304_115850_000000422056_00080_26186_7514.N1	04-MAR-2007 11:58:50	Dark	41.500	57	34Sig Sgr	2.0660	26000.	83	26186	No
115	GOM_NL__2PRFIN20070304_120201_000000452056_00080_26186_7515.N1	04-MAR-2007 12:02:01	Dark	45.000	38	20Eps Sgr	1.8360	11000.	90	26186	No
116	GOM_NL__2PRFIN20070304_120501_000000452056_00080_26186_7516.N1	04-MAR-2007 12:05:01	Dark	44.500	25	35Lam Sco	1.6200	28000.	89	26186	No
117	GOM_NL__2PRFIN20070304_120721_000000302056_00080_26186_7517.N1	04-MAR-2007 12:07:21	Dark	30.000	75	26Eps Sco	2.2910	4250.0	60	26186	No
118	GOM_NL__2PRFIN20070304_121507_000000452056_00081_26187_7513.N1	04-MAR-2007 12:15:07	Dark	45.000	4	Alp1Cen	-0.010000	5800.0	90	26187	No
119	GOM_NL__2PRFIN20070304_121625_000000502056_00081_26187_7514.N1	04-MAR-2007 12:16:25	Dark	49.500	10	Bet Cen	0.61000	28000.	99	26187	No
120	GOM_NL__2PRFIN20070304_121817_000000442056_00081_26187_7515.N1	04-MAR-2007 12:18:17	Dark	43.500	77	Eps Cen	2.3030	28000.	87	26187	No
121	GOM_NL__2PRFIN20070304_121958_000000522056_00081_26187_7516.N1	04-MAR-2007 12:19:58	Dark	52.000	26	Gam Cru	1.6240	2900.0	104	26187	No
122	GOM_NL__2PRFIN20070304_122127_000000462056_00081_26187_7517.N1	04-MAR-2007 12:21:27	Dark	46.000	64	Gam Cen	2.2000	10600.	92	26187	No
123	GOM_NL__2PRFIN20070304_124246_000000412056_00081_26187_7518.N1	04-MAR-2007 12:42:46	Bright	40.500	22	32Alp Leo	1.3600	15200.	81	26187	No
124	GOM_NL__2PRFIN20070304_124518_000000432056_00081_26187_7519.N1	04-MAR-2007 12:45:18	Bright	43.000	51	41Gam1Leo	2.0100	4500.0	86	26187	No
125	GOM_NL__2PRFIN20070304_125359_000000442056_00081_26187_7520.N1	04-MAR-2007 12:53:59	Bright	43.500	174	52Psi UMa	3.0040	4400.0	87	26187	No
126	GOM_NL__2PRFIN20070304_125651_000000402056_00081_26187_7521.N1	04-MAR-2007 12:56:51	Bright	40.000	82	48Bet UMa	2.3650	10600.	80	26187	No
127	GOM_NL__2PRFIN20070304_125813_000000402056_00081_26187_7522.N1	04-MAR-2007 12:58:13	Bright	39.500	36	50Alp UMa	1.8000	6300.0	79	26187	No
128	GOM_NL__2PRFIN20070304_130525_000000382056_00081_26187_7523.N1	04-MAR-2007 13:05:25	Bright	37.500	60	7Bet UMi	2.0810	3950.0	75	26187	No
129	GOM_NL__2PRFIN20070304_131514_000000432056_00081_26187_7524.N1	04-MAR-2007 13:15:14	Bright	43.000	69	33Gam Dra	2.2310	3800.0	86	26187	No
130	GOM_NL__2PRFIN20070304_131743_000000352056_00081_26187_7525.N1	04-MAR-2007 13:17:43	Bright	35.000	144	18Del Cyg	2.8600	11000.	70	26187	No
131	GOM_NL__2PRFIN20070304_131951_000000452056_00081_26187_7526.N1	04-MAR-2007 13:19:51	Bright	45.000	5	3Alp Lyr	0.033000	11000.	90	26187	No
132	GOM_NL__2PRFIN20070304_132741_000000422056_00081_26187_7527.N1	04-MAR-2007 13:27:41	Bright	41.500	168	17Zet Aql	2.9860	11000.	83	26187	No
133	GOM_NL__2PRFIN20070304_133735_000000422056_00081_26187_7528.N1	04-MAR-2007 13:37:35	Dark	41.500	155	41Pi Sgr	2.9000	6600.0	83	26187	No
134	GOM_NL__2PRFIN20070304_133927_000000442056_00081_26187_7529.N1	04-MAR-2007 13:39:27	Dark	44.000	57	34Sig Sgr	2.0660	26000.	88	26187	No
135	GOM_NL__2PRFIN20070304_134237_000000422056_00081_26187_7530.N1	04-MAR-2007 13:42:37	Dark	41.500	38	20Eps Sgr	1.8360	11000.	83	26187	No
136	GOM_NL__2PRFIN20070304_134538_000000552056_00081_26187_7531.N1	04-MAR-2007 13:45:38	Dark	54.500	25	35Lam Sco	1.6200	28000.	109	26187	No
137	GOM_NL__2PRFIN20070304_134758_000000302056_00081_26187_7532.N1	04-MAR-2007 13:47:58	Dark	30.000	75	26Eps Sco	2.2910	4250.0	60	26187	No
138	GOM_NL__2PRFIN20070304_134908_000000402056_00082_26188_7529.N1	04-MAR-2007 13:49:08	Dark	39.500	141	Bet Ara	2.8400	4600.0	79	26188	No
139	GOM_NL__2PRFIN20070304_135544_000000552056_00082_26188_7530.N1	04-MAR-2007 13:55:44	Dark	54.500	4	Alp1Cen	-0.010000	5800.0	109	26188	No
140	GOM_NL__2PRFIN20070304_135702_000000412056_00082_26188_7531.N1	04-MAR-2007 13:57:02	Dark	41.000	10	Bet Cen	0.61000	28000.	82	26188	No
141	GOM_NL__2PRFIN20070304_135854_000000422056_00082_26188_7532.N1	04-MAR-2007 13:58:54	Dark	42.000	77	Eps Cen	2.3030	28000.	84	26188	No
142	GOM_NL__2PRFIN20070304_140034_000000512056_00082_26188_7533.N1	04-MAR-2007 14:00:34	Dark	50.500	26	Gam Cru	1.6240	2900.0	101	26188	No
143	GOM_NL__2PRFIN20070304_140204_000000432056_00082_26188_7534.N1	04-MAR-2007 14:02:04	Dark	42.500	64	Gam Cen	2.2000	10600.	85	26188	No
144	GOM_NL__2PRFIN20070304_142322_000000422056_00082_26188_7535.N1	04-MAR-2007 14:23:22	Bright	41.500	22	32Alp Leo	1.3600	15200.	83	26188	No
145	GOM_NL__2PRFIN20070304_142553_000000442056_00082_26188_7536.N1	04-MAR-2007 14:25:53	Bright	43.500	51	41Gam1Leo	2.0100	4500.0	87	26188	No
146	GOM_NL__2PRFIN20070304_143434_000000432056_00082_26188_7537.N1	04-MAR-2007 14:34:34	Bright	43.000	174	52Psi UMa	3.0040	4400.0	86	26188	No
147	GOM_NL__2PRFIN20070304_143726_000000402056_00082_26188_7538.N1	04-MAR-2007 14:37:26	Bright	40.000	82	48Bet UMa	2.3650	10600.	80	26188	No
148	GOM_NL__2PRFIN20070304_143849_000000402056_00082_26188_7539.N1	04-MAR-2007 14:38:49	Bright	39.500	36	50Alp UMa	1.8000	6300.0	79	26188	No
149	GOM_NL__2PRFIN20070304_144601_000000412056_00082_26188_7540.N1	04-MAR-2007 14:46:01	Bright	41.000	60	7Bet UMi	2.0810	3950.0	82	26188	No
150	GOM_NL__2PRFIN20070304_145550_000000412056_00082_26188_7541.N1	04-MAR-2007 14:55:50	Bright	41.000	69	33Gam Dra	2.2310	3800.0	82	26188	No
151	GOM_NL__2PRFIN20070304_145819_000000352056_00082_26188_7542.N1	04-MAR-2007 14:58:19	Bright	35.000	144	18Del Cyg	2.8600	11000.	70	26188	No
152	GOM_NL__2PRFIN20070304_150027_000000452056_00082_26188_7543.N1	04-MAR-2007 15:00:27	Bright	44.500	5	3Alp Lyr	0.033000	11000.	89	26188	No
153	GOM_NL__2PRFIN20070304_150817_000000422056_00082_26188_7544.N1	04-MAR-2007 15:08:17	Bright	41.500	168	17Zet Aql	2.9860	11000.	83	26188	No
154	GOM_NL__2PRFIN20070304_151811_000000432056_00082_26188_7545.N1	04-MAR-2007 15:18:11	Dark	42.500	155	41Pi Sgr	2.9000	6600.0	85	26188	No
155	GOM_NL__2PRFIN20070304_152003_000000432056_00082_26188_7546.N1	04-MAR-2007 15:20:03	Dark	42.500	57	34Sig Sgr	2.0660	26000.	85	26188	No
156	GOM_NL__2PRFIN20070304_152314_000000442056_00082_26188_7547.N1	04-MAR-2007 15:23:14	Dark	44.000	38	20Eps Sgr	1.8360	11000.	88	26188	No
157	GOM_NL__2PRFIN20070304_152615_000000452056_00082_26188_7548.N1	04-MAR-2007 15:26:15	Dark	44.500	25	35Lam Sco	1.6200	28000.	89	26188	No
158	GOM_NL__2PRFIN20070304_152945_000000402056_00083_26189_7545.N1	04-MAR-2007 15:29:45	Dark	40.000	141	Bet Ara	2.8400	4600.0	80	26189	No
159	GOM_NL__2PRFIN20070304_153620_000000472056_00083_26189_7546.N1	04-MAR-2007 15:36:20	Dark	46.500	4	Alp1Cen	-0.010000	5800.0	93	26189	No
160	GOM_NL__2PRFIN20070304_153739_000000442056_00083_26189_7547.N1	04-MAR-2007 15:37:39	Dark	43.500	10	Bet Cen	0.61000	28000.	87	26189	No

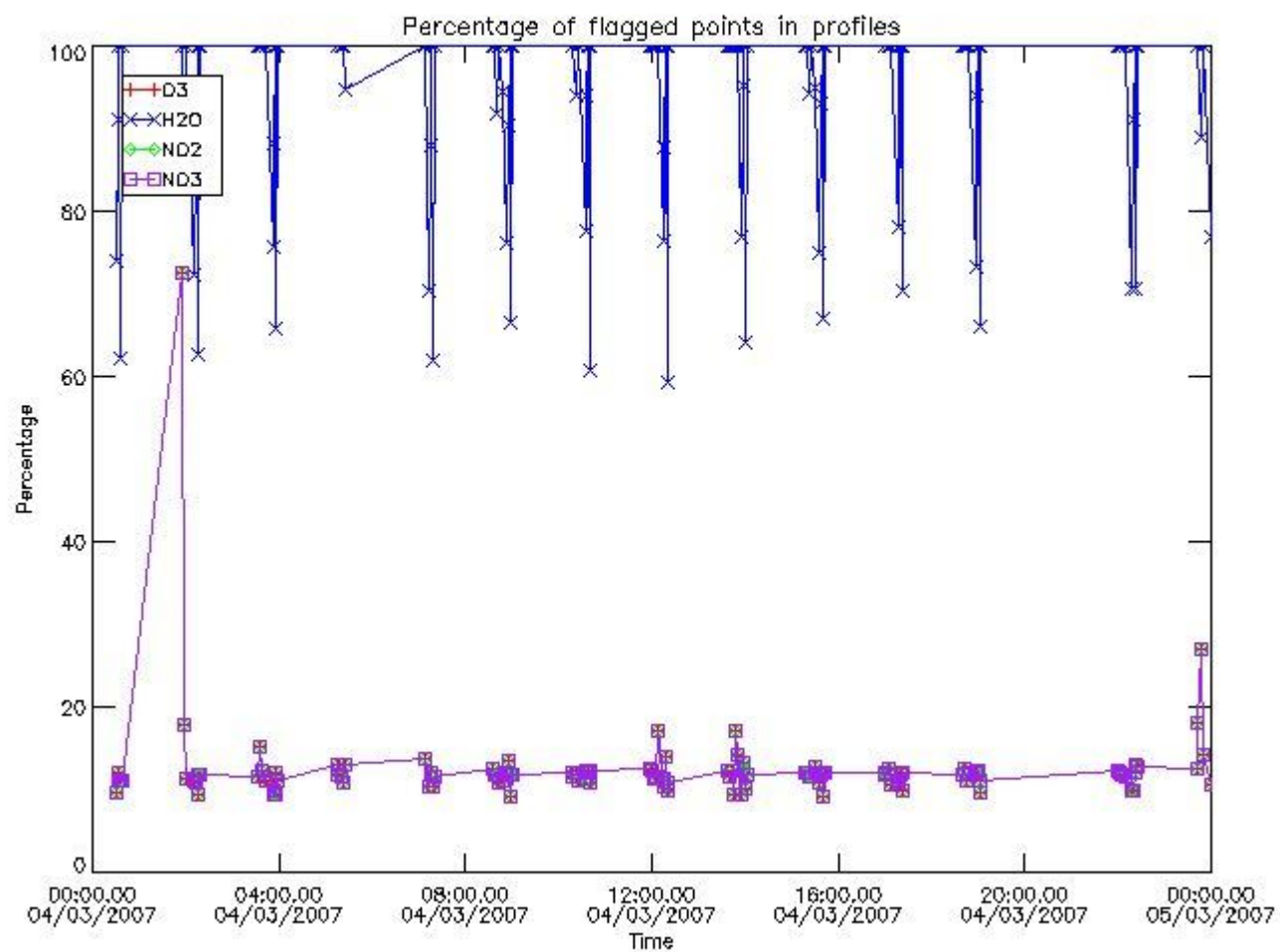
161	GOM_NL__2PRFIN20070304_153931_000000432056_00083_26189_7548.N1	04-MAR-2007 15:39:31	Dark	42.500	77	Eps Cen	2.3030	28000.	85	26189	No
162	GOM_NL__2PRFIN20070304_154111_000000552056_00083_26189_7549.N1	04-MAR-2007 15:41:11	Dark	55.000	26	Gam Cru	1.6240	2900.0	110	26189	No
163	GOM_NL__2PRFIN20070304_154240_000000422056_00083_26189_7550.N1	04-MAR-2007 15:42:40	Dark	42.000	64	Gam Cen	2.2000	10600.	84	26189	No
164	GOM_NL__2PRFIN20070304_160357_000000402056_00083_26189_7551.N1	04-MAR-2007 16:03:57	Bright	39.500	22	32Alp Leo	1.3600	15200.	79	26189	No
165	GOM_NL__2PRFIN20070304_160629_000000422056_00083_26189_7552.N1	04-MAR-2007 16:06:29	Bright	42.000	51	41Gam1Leo	2.0100	4500.0	84	26189	No
166	GOM_NL__2PRFIN20070304_161509_000000432056_00083_26189_7553.N1	04-MAR-2007 16:15:09	Bright	42.500	174	52Psi UMa	3.0040	4400.0	85	26189	No
167	GOM_NL__2PRFIN20070304_161802_000000402056_00083_26189_7554.N1	04-MAR-2007 16:18:02	Bright	40.000	82	48Bet UMa	2.3650	10600.	80	26189	No
168	GOM_NL__2PRFIN20070304_161924_000000422056_00083_26189_7555.N1	04-MAR-2007 16:19:24	Bright	41.500	36	50Alp UMa	1.8000	6300.0	83	26189	No
169	GOM_NL__2PRFIN20070304_162636_000000592056_00083_26189_7556.N1	04-MAR-2007 16:26:36	Bright	59.000	60	7Bet UMi	2.0810	3950.0	118	26189	No
170	GOM_NL__2PRFIN20070304_163626_000000442056_00083_26189_7557.N1	04-MAR-2007 16:36:26	Bright	43.500	69	33Gam Dra	2.2310	3800.0	87	26189	No
171	GOM_NL__2PRFIN20070304_163855_000000362056_00083_26189_7558.N1	04-MAR-2007 16:38:55	Bright	35.500	144	18Del Cyg	2.8600	11000.	71	26189	No
172	GOM_NL__2PRFIN20070304_164103_000000422056_00083_26189_7559.N1	04-MAR-2007 16:41:03	Bright	42.000	5	3Alp Lyr	0.033000	11000.	84	26189	No
173	GOM_NL__2PRFIN20070304_164853_000000402056_00083_26189_7560.N1	04-MAR-2007 16:48:53	Bright	39.500	168	17Zet Aql	2.9860	11000.	79	26189	No
174	GOM_NL__2PRFIN20070304_165848_000000432056_00083_26189_7561.N1	04-MAR-2007 16:58:48	Dark	42.500	155	41Pi Sgr	2.9000	6600.0	85	26189	No
175	GOM_NL__2PRFIN20070304_170040_000000442056_00083_26189_7562.N1	04-MAR-2007 17:00:40	Dark	43.500	57	34Sig Sgr	2.0660	26000.	87	26189	No
176	GOM_NL__2PRFIN20070304_170351_000000412056_00083_26189_7563.N1	04-MAR-2007 17:03:51	Dark	41.000	38	20Eps Sgr	1.8360	11000.	82	26189	No
177	GOM_NL__2PRFIN20070304_170652_000000492056_00083_26189_7564.N1	04-MAR-2007 17:06:52	Dark	48.500	25	35Lam Sco	1.6200	28000.	97	26189	No
178	GOM_NL__2PRFIN20070304_171657_000000462056_00084_26190_7559.N1	04-MAR-2007 17:16:57	Dark	46.000	4	Alp1Cen	-0.010000	5800.0	92	26190	No
179	GOM_NL__2PRFIN20070304_171815_000000472056_00084_26190_7560.N1	04-MAR-2007 17:18:15	Dark	47.000	10	Bet Cen	0.61000	28000.	94	26190	No
180	GOM_NL__2PRFIN20070304_172007_000000432056_00084_26190_7561.N1	04-MAR-2007 17:20:07	Dark	43.000	77	Eps Cen	2.3030	28000.	86	26190	No
181	GOM_NL__2PRFIN20070304_172147_000000562056_00084_26190_7562.N1	04-MAR-2007 17:21:47	Dark	56.000	26	Gam Cru	1.6240	2900.0	112	26190	No
182	GOM_NL__2PRFIN20070304_172317_000000422056_00084_26190_7563.N1	04-MAR-2007 17:23:17	Dark	41.500	64	Gam Cen	2.2000	10600.	83	26190	No
183	GOM_NL__2PRFIN20070304_174433_000000402056_00084_26190_7564.N1	04-MAR-2007 17:44:33	Bright	40.000	22	32Alp Leo	1.3600	15200.	80	26190	No
184	GOM_NL__2PRFIN20070304_174705_000000422056_00084_26190_7565.N1	04-MAR-2007 17:47:05	Bright	42.000	51	41Gam1Leo	2.0100	4500.0	84	26190	No
185	GOM_NL__2PRFIN20070304_175545_000000432056_00084_26190_7566.N1	04-MAR-2007 17:55:45	Bright	43.000	174	52Psi UMa	3.0040	4400.0	86	26190	No
186	GOM_NL__2PRFIN20070304_175837_000000402056_00084_26190_7567.N1	04-MAR-2007 17:58:37	Bright	40.000	82	48Bet UMa	2.3650	10600.	80	26190	No
187	GOM_NL__2PRFIN20070304_180000_000000402056_00084_26190_7568.N1	04-MAR-2007 18:00:00	Bright	40.000	36	50Alp UMa	1.8000	6300.0	80	26190	No
188	GOM_NL__2PRFIN20070304_180712_000000412056_00084_26190_7569.N1	04-MAR-2007 18:07:12	Bright	40.500	60	7Bet UMi	2.0810	3950.0	81	26190	No
189	GOM_NL__2PRFIN20070304_181702_000000452056_00084_26190_7570.N1	04-MAR-2007 18:17:02	Bright	45.000	69	33Gam Dra	2.2310	3800.0	90	26190	No
190	GOM_NL__2PRFIN20070304_181931_000000402056_00084_26190_7571.N1	04-MAR-2007 18:19:31	Bright	39.500	144	18Del Cyg	2.8600	11000.	79	26190	No
191	GOM_NL__2PRFIN20070304_182139_000000432056_00084_26190_7572.N1	04-MAR-2007 18:21:39	Bright	43.000	5	3Alp Lyr	0.033000	11000.	86	26190	No
192	GOM_NL__2PRFIN20070304_182930_000000402056_00084_26190_7573.N1	04-MAR-2007 18:29:30	Bright	40.000	168	17Zet Aql	2.9860	11000.	80	26190	No
193	GOM_NL__2PRFIN20070304_183924_000000432056_00084_26190_7574.N1	04-MAR-2007 18:39:24	Dark	43.000	155	41Pi Sgr	2.9000	6600.0	86	26190	No
194	GOM_NL__2PRFIN20070304_184116_000000412056_00084_26190_7575.N1	04-MAR-2007 18:41:16	Dark	41.000	57	34Sig Sgr	2.0660	26000.	82	26190	No
195	GOM_NL__2PRFIN20070304_184427_000000462056_00084_26190_7576.N1	04-MAR-2007 18:44:27	Dark	45.500	38	20Eps Sgr	1.8360	11000.	91	26190	No
196	GOM_NL__2PRFIN20070304_184729_000000472056_00084_26190_7577.N1	04-MAR-2007 18:47:29	Dark	46.500	25	35Lam Sco	1.6200	28000.	93	26190	No
197	GOM_NL__2PRFIN20070304_185733_000000462056_00085_26191_7564.N1	04-MAR-2007 18:57:33	Dark	45.500	4	Alp1Cen	-0.010000	5800.0	91	26191	No
198	GOM_NL__2PRFIN20070304_185852_000000422056_00085_26191_7565.N1	04-MAR-2007 18:58:52	Dark	42.000	10	Bet Cen	0.61000	28000.	84	26191	No
199	GOM_NL__2PRFIN20070304_190044_000000422056_00085_26191_7566.N1	04-MAR-2007 19:00:44	Dark	41.500	77	Eps Cen	2.3030	28000.	83	26191	No
200	GOM_NL__2PRFIN20070304_190224_000000542056_00085_26191_7567.N1	04-MAR-2007 19:02:24	Dark	53.500	26	Gam Cru	1.6240	2900.0	107	26191	No
201	GOM_NL__2PRFIN20070304_190354_000000452056_00085_26191_7568.N1	04-MAR-2007 19:03:54	Dark	45.000	64	Gam Cen	2.2000	10600.	90	26191	No
202	GOM_NL__2PRFIN20070304_210545_000000392056_00086_26192_7572.N1	04-MAR-2007 21:05:45	Bright	39.000	22	32Alp Leo	1.3600	15200.	78	26192	No
203	GOM_NL__2PRFIN20070304_210816_000000422056_00086_26192_7573.N1	04-MAR-2007 21:08:16	Bright	42.000	51	41Gam1Leo	2.0100	4500.0	84	26192	No
204	GOM_NL__2PRFIN20070304_211656_000000432056_00086_26192_7574.N1	04-MAR-2007 21:16:56	Bright	43.000	174	52Psi UMa	3.0040	4400.0	86	26192	No
205	GOM_NL__2PRFIN20070304_211948_000000392056_00086_26192_7575.N1	04-MAR-2007 21:19:48	Bright	38.500	82	48Bet UMa	2.3650	10600.	77	26192	No
206	GOM_NL__2PRFIN20070304_212111_000000412056_00086_26192_7576.N1	04-MAR-2007 21:21:11	Bright	40.500	36	50Alp UMa	1.8000	6300.0	81	26192	No
207	GOM_NL__2PRFIN20070304_212823_000000412056_00086_26192_7577.N1	04-MAR-2007 21:28:23	Bright	41.000	60	7Bet UMi	2.0810	3950.0	82	26192	No
208	GOM_NL__2PRFIN20070304_213813_000000452056_00086_26192_7578.N1	04-MAR-2007 21:38:13	Bright	45.000	69	33Gam Dra	2.2310	3800.0	90	26192	No
209	GOM_NL__2PRFIN20070304_214043_000000352056_00086_26192_7579.N1	04-MAR-2007 21:40:43	Bright	35.000	144	18Del Cyg	2.8600	11000.	70	26192	No
210	GOM_NL__2PRFIN20070304_214251_000000462056_00086_26192_7580.N1	04-MAR-2007 21:42:51	Bright	46.000	5	3Alp Lyr	0.033000	11000.	92	26192	No
211	GOM_NL__2PRFIN20070304_215043_000000412056_00086_26192_7581.N1	04-MAR-2007 21:50:43	Bright	40.500	168	17Zet Aql	2.9860	11000.	81	26192	No
212	GOM_NL__2PRFIN20070304_220037_000000422056_00086_26192_7582.N1	04-MAR-2007 22:00:37	Dark	41.500	155	41Pi Sgr	2.9000	6600.0	83	26192	No
213	GOM_NL__2PRFIN20070304_220229_000000432056_00086_26192_7583.N1	04-MAR-2007 22:02:29	Dark	42.500	57	34Sig Sgr	2.0660	26000.	85	26192	No
214	GOM_NL__2PRFIN20070304_220541_000000442056_00086_26192_7584.N1	04-MAR-2007 22:05:41	Dark	43.500	38	20Eps Sgr	1.8360	11000.	87	26192	No
215	GOM_NL__2PRFIN20070304_220842_000000452056_00086_26192_7585.N1	04-MAR-2007 22:08:42	Dark	44.500	25	35Lam Sco	1.6200	28000.	89	26192	No
216	GOM_NL__2PRFIN20070304_221846_000000522056_00087_26193_7580.N1	04-MAR-2007 22:18:46	Dark	51.500	4	Alp1Cen	-0.010000	5800.0	103	26193	No
217	GOM_NL__2PRFIN20070304_222005_000000512056_00087_26193_7581.N1	04-MAR-2007 22:20:05	Dark	51.000	10	Bet Cen	0.61000	28000.	102	26193	No
218	GOM_NL__2PRFIN20070304_222157_000000432056_00087_26193_7582.N1	04-MAR-2007 22:21:57	Dark	42.500	77	Eps Cen	2.3030	28000.	85	26193	No
219	GOM_NL__2PRFIN20070304_222337_000000402056_00087_26193_7583.N1	04-MAR-2007 22:23:37	Dark	39.500	26	Gam Cru	1.6240	2900.0	79	26193	No

220	GOM_NL__2PRFIN20070304_222507_000000442056_00087_26193_7584.N1	04-MAR-2007 22:25:07	Dark	43.500	64	Gam Cen	2.2000	10600.	87	26193	No
221	GOM_NL__2PRFIN20070304_224621_000000412056_00087_26193_7585.N1	04-MAR-2007 22:46:21	Bright	41.000	22	32Alp Leo	1.3600	15200.	82	26193	No
222	GOM_NL__2PRFIN20070304_224852_000000422056_00087_26193_7586.N1	04-MAR-2007 22:48:52	Bright	41.500	51	41Gam1Leo	2.0100	4500.0	83	26193	No
223	GOM_NL__2PRFIN20070304_225731_000000422056_00087_26193_7587.N1	04-MAR-2007 22:57:31	Bright	42.000	174	52Psi UMa	3.0040	4400.0	84	26193	No
224	GOM_NL__2PRFIN20070304_230024_000000392056_00087_26193_7588.N1	04-MAR-2007 23:00:24	Bright	38.500	82	48Bet UMa	2.3650	10600.	77	26193	No
225	GOM_NL__2PRFIN20070304_230146_000000392056_00087_26193_7589.N1	04-MAR-2007 23:01:46	Bright	38.500	36	50Alp UMa	1.8000	6300.0	77	26193	No
226	GOM_NL__2PRFIN20070304_230859_000000382056_00087_26193_7590.N1	04-MAR-2007 23:08:59	Bright	37.500	60	7Bet UMi	2.0810	3950.0	75	26193	No
227	GOM_NL__2PRFIN20070304_231849_000000472056_00087_26193_7591.N1	04-MAR-2007 23:18:49	Bright	46.500	69	33Gam Dra	2.2310	3800.0	93	26193	No
228	GOM_NL__2PRFIN20070304_232119_000000372056_00087_26193_7592.N1	04-MAR-2007 23:21:19	Bright	36.500	144	18Del Cyg	2.8600	11000.	73	26193	No
229	GOM_NL__2PRFIN20070304_232327_000000422056_00087_26193_7593.N1	04-MAR-2007 23:23:27	Bright	41.500	5	3Alp Lyr	0.033000	11000.	83	26193	No
230	GOM_NL__2PRFIN20070304_233119_000000402056_00087_26193_7594.N1	04-MAR-2007 23:31:19	Bright	40.000	168	17Zet Aql	2.9860	11000.	80	26193	No
231	GOM_NL__2PRFIN20070304_234114_000000412056_00087_26193_7595.N1	04-MAR-2007 23:41:14	Dark	41.000	155	41Pi Sgr	2.9000	6600.0	82	26193	No
232	GOM_NL__2PRFIN20070304_234306_000000422056_00087_26193_7596.N1	04-MAR-2007 23:43:06	Dark	42.000	57	34Sig Sgr	2.0660	26000.	84	26193	No
233	GOM_NL__2PRFIN20070304_234617_000000422056_00087_26193_7597.N1	04-MAR-2007 23:46:17	Dark	41.500	38	20Eps Sgr	1.8360	11000.	83	26193	No
234	GOM_NL__2PRFIN20070304_234919_000000502056_00087_26193_7598.N1	04-MAR-2007 23:49:19	Dark	50.000	25	35Lam Sco	1.6200	28000.	100	26193	No
235	GOM_NL__2PRFIN20070304_235923_000000482056_00088_26194_7609.N1	04-MAR-2007 23:59:23	Dark	48.000	4	Alp1Cen	-0.010000	5800.0	96	26194	No

### 3. Quality information per product

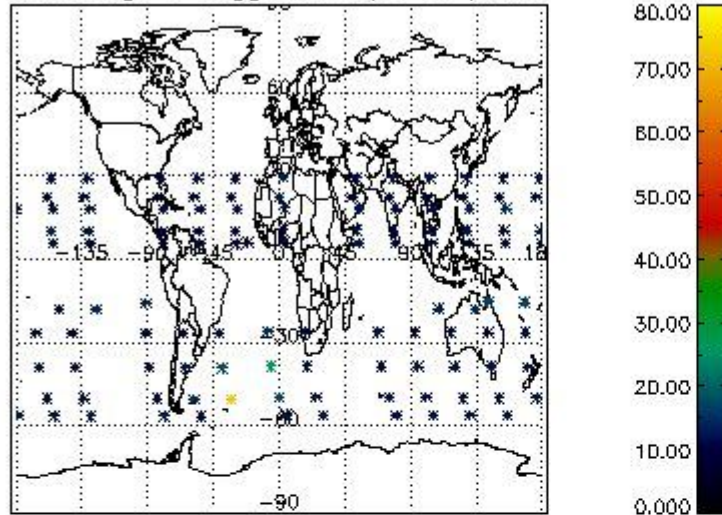
In this section it is plotted some information contained in the Quality Summary data set of the level 2 products. Only products in dark limb conditions and without errors (error flag in the MPH set to "0") are used.

#### 3.1 Plot quality information per product (time dependant)

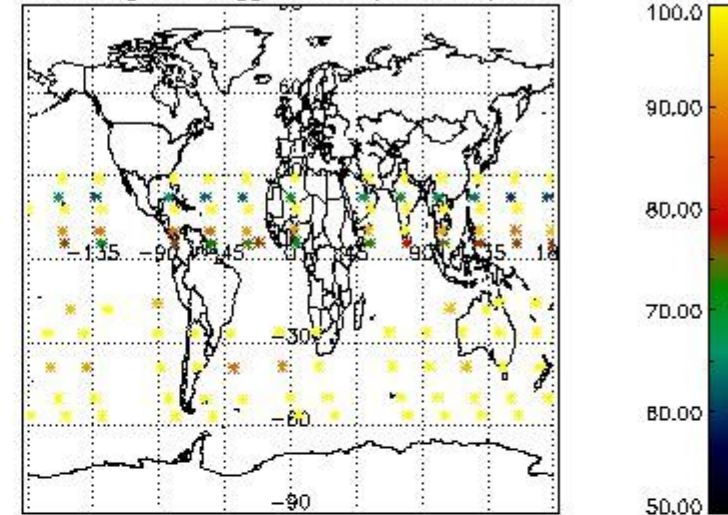


### 3.2 Plot quality information per product (world map)

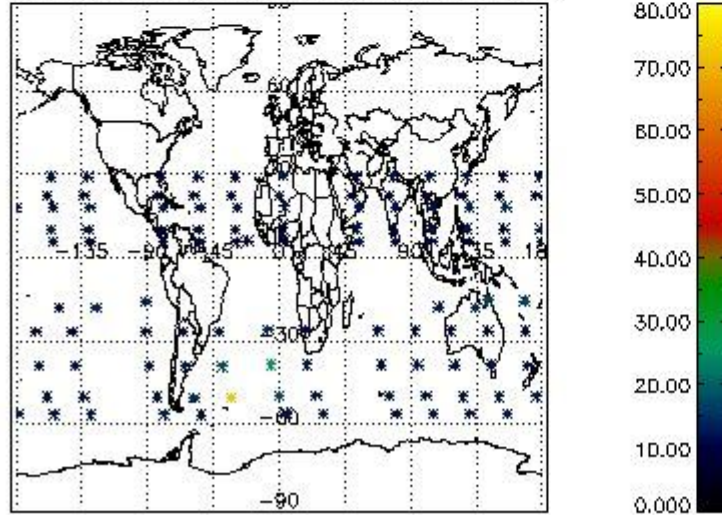
Percentage of flagged data per O3 profile



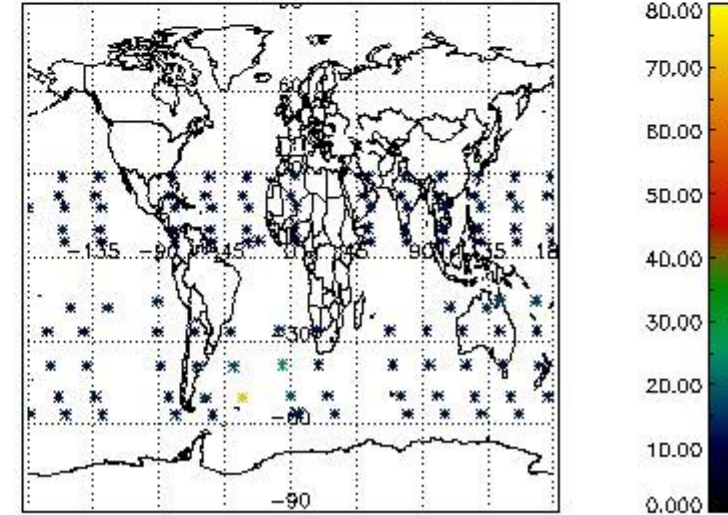
Percentage of flagged data per H2O profile



Percentage of flagged data per NO2 profile



Percentage of flagged data per NO3 profile

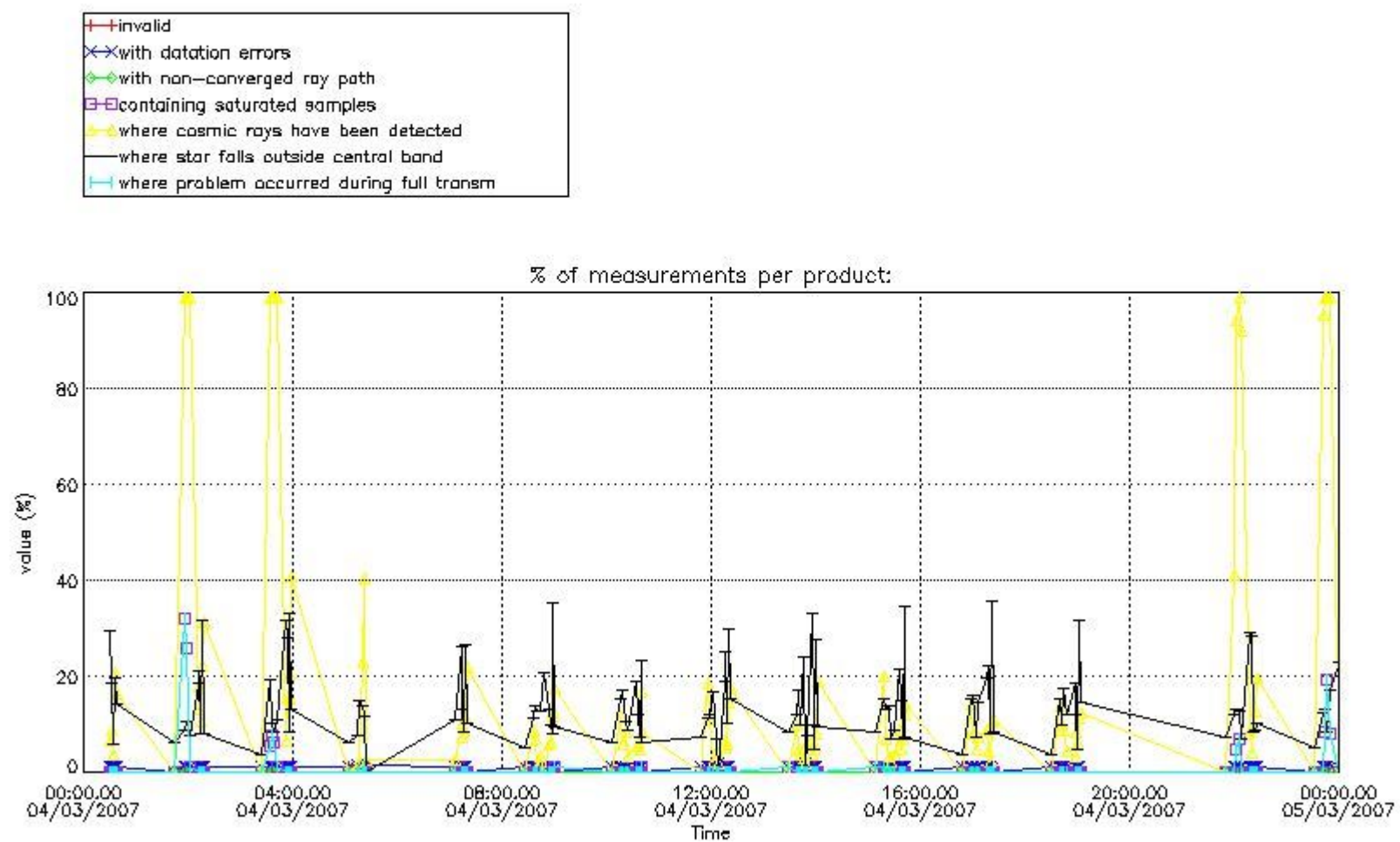


### 4. Level 1 quality information per product

In this section it is plotted some information contained in the Quality Summary data set of the level 2 products that comes from the level 1b processing. Products without errors (error flag in the MPH set to "0") are used.

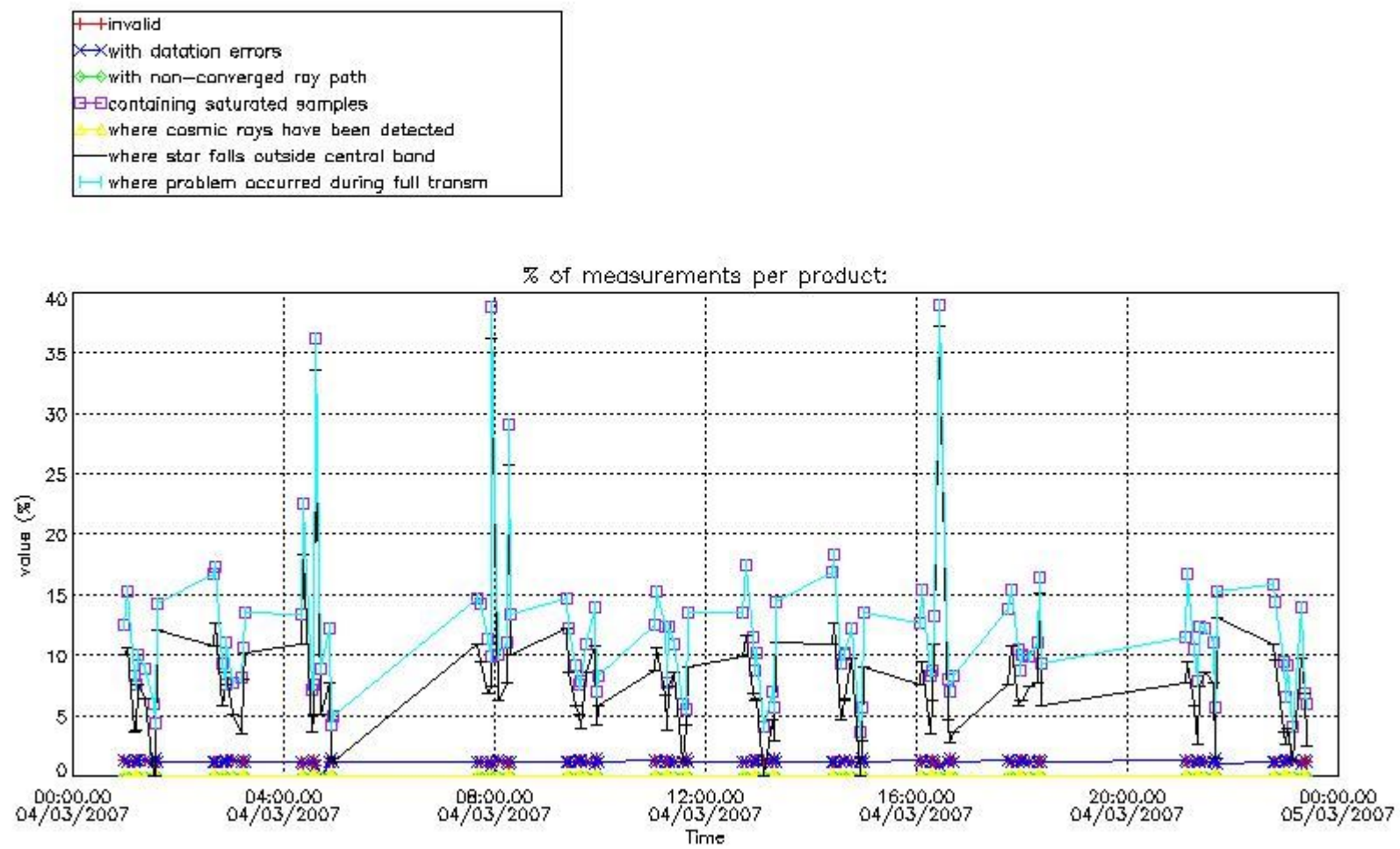
#### 4.1 Plot quality information per product (time dependant) coming from level 1b processing

##### 4.1.1 Plot level 1 quality information per product (time dependant): ENVISAT ASCENDING passes



4.1.2 Plot level 1 quality information per product (time dependant): ENVI SAT DESCENDING passes

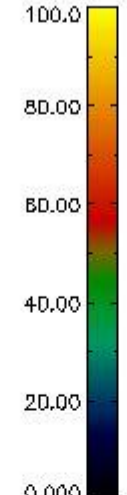
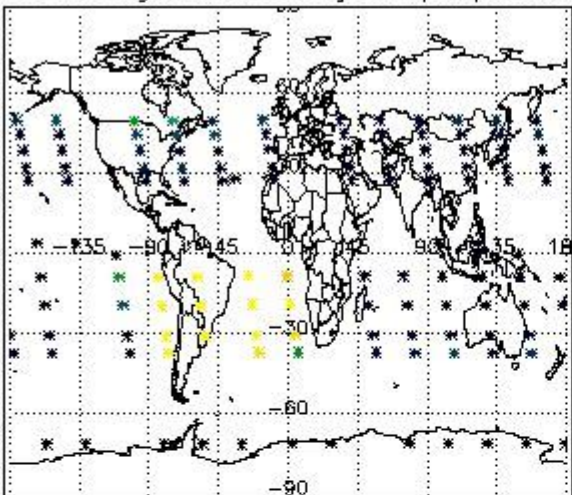




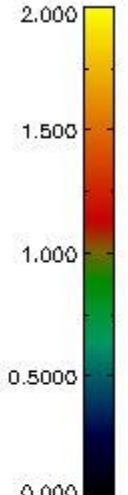
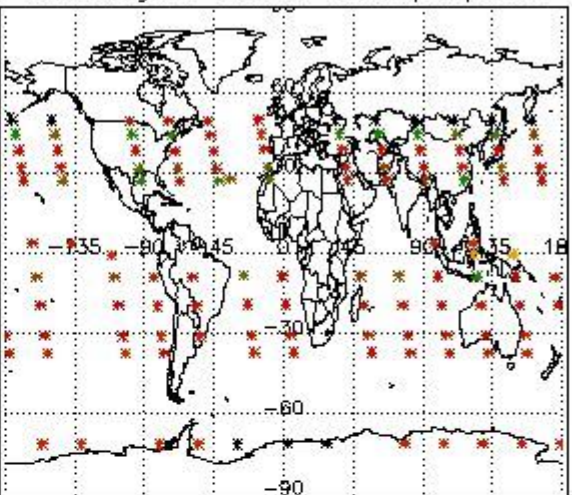
*4.2 Plot quality information per product coming from level 1b processing (world map)*

*4.2.1 Plot level 1 quality information per product (world map): ENVISAT ASCENDING passes*

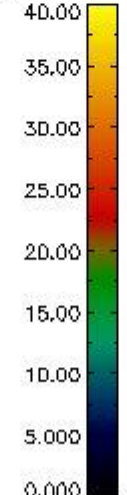
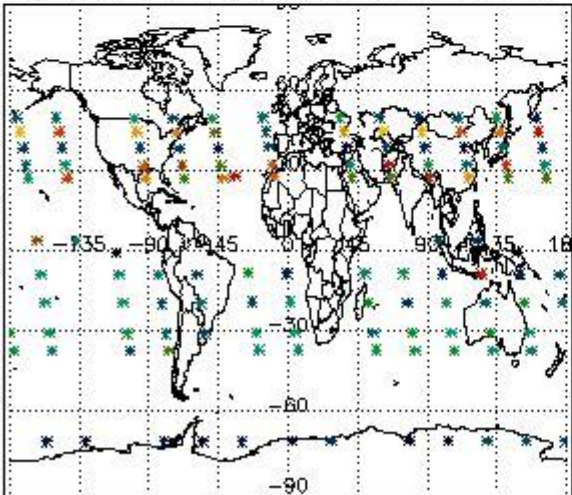
Percentage of cosmic ray hits per profile



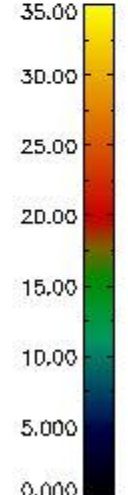
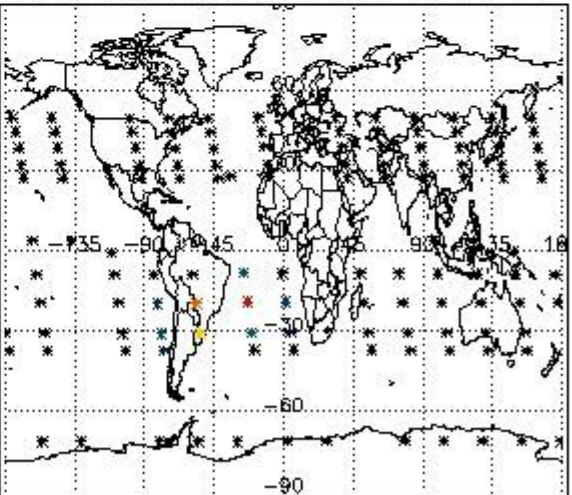
Percentage of datation errors per profile



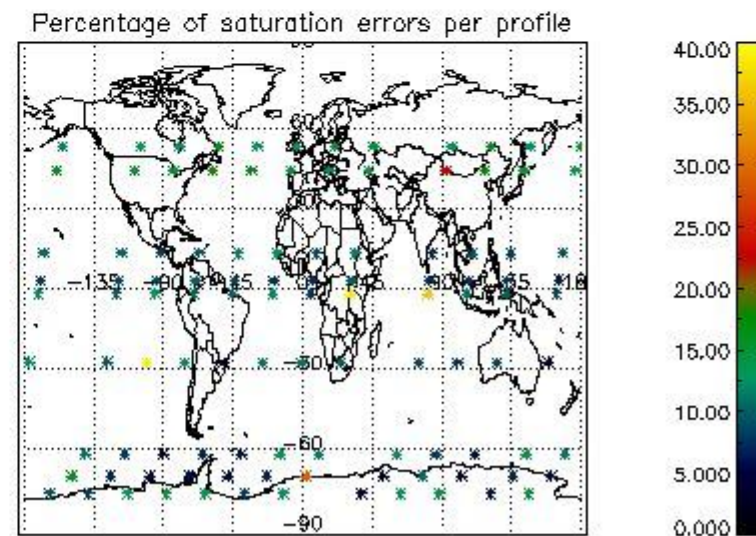
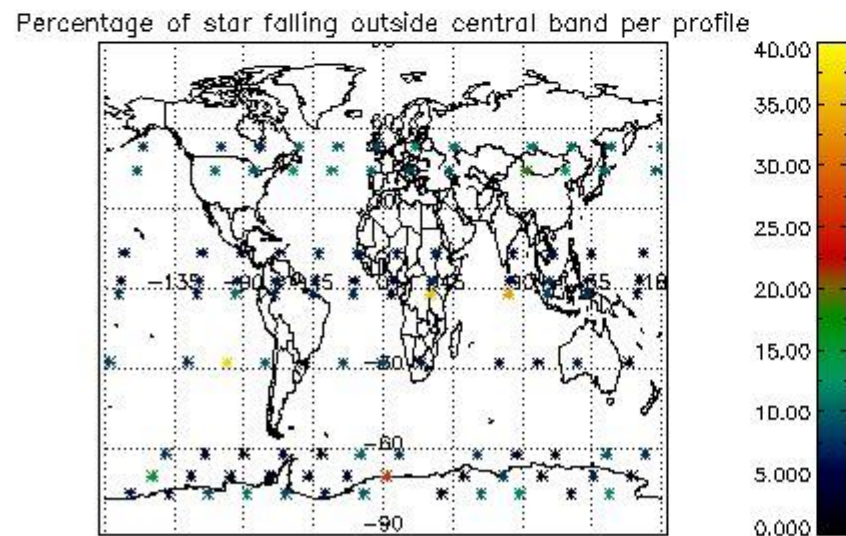
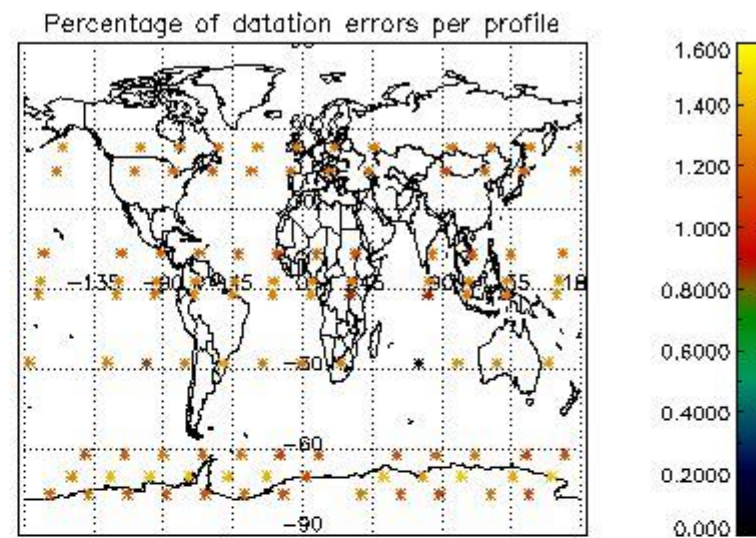
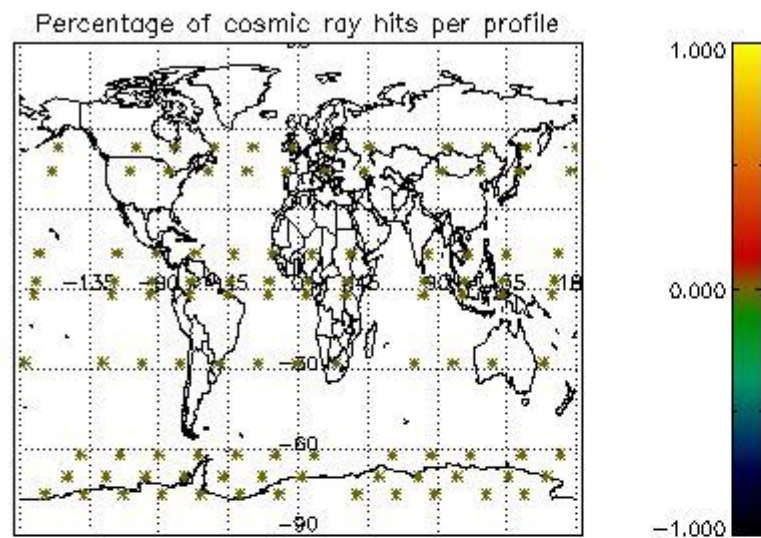
Percentage of star falling outside central band per profile



Percentage of saturation errors per profile



4.2.2 Plot level 1 quality information per product (world map): ENVISAT DESCENDING passes



## 5. Trace gas profiles

### 5.1 Ozone statistics based on quality of products

The final quality of the products can be "measured" using the STD (Standard Deviation) attached to every point profile. This information is written to the parameter GOM\_NL\_\_2P/NL\_LOCAL\_SPECIES\_DENSITY/o3\_std of the level 2 products. The table below shows the statistics for given STD ranges.

The statistics are given with respect to the overall valid production:

- Products without fatal errors: GOM\_NL\_\_2P/MPH/PRODUCT\_ERR=0
- Valid point profile: GOM\_NL\_\_2P/NL\_LOCAL\_SPECIES\_DENSITY/pcd(0)=0

The 'Criteria' is applied to valid points of dark limb products:

- Products in dark limb illumination condition: GOM\_NL\_\_2P/NL\_SUMMARY\_QUALITY/obs\_ill\_cond=0
- Products without fatal errors: GOM\_NL\_\_2P/MPH/PRODUCT\_ERR=0
- Valid point profile: GOM\_NL\_\_2P/NL\_LOCAL\_SPECIES\_DENSITY/pcd(0)=0

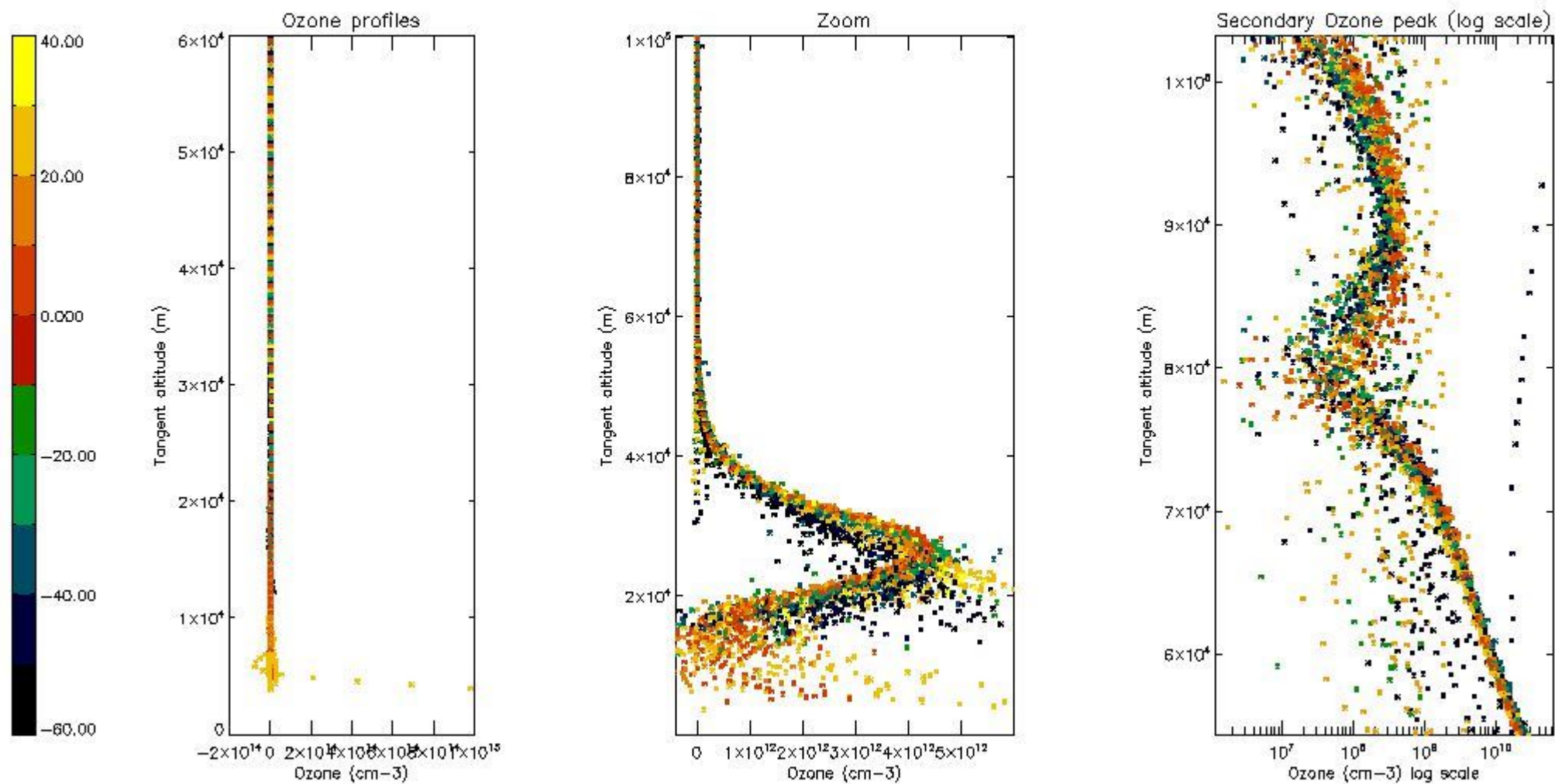
So, the table below shows the percentage of dark limb and valid observations for each criteria with respect to the overall valid daily observations.

Criteria	% of total production
All STD	52
STD < 20	29

STD < 10	23
STD < 5	18

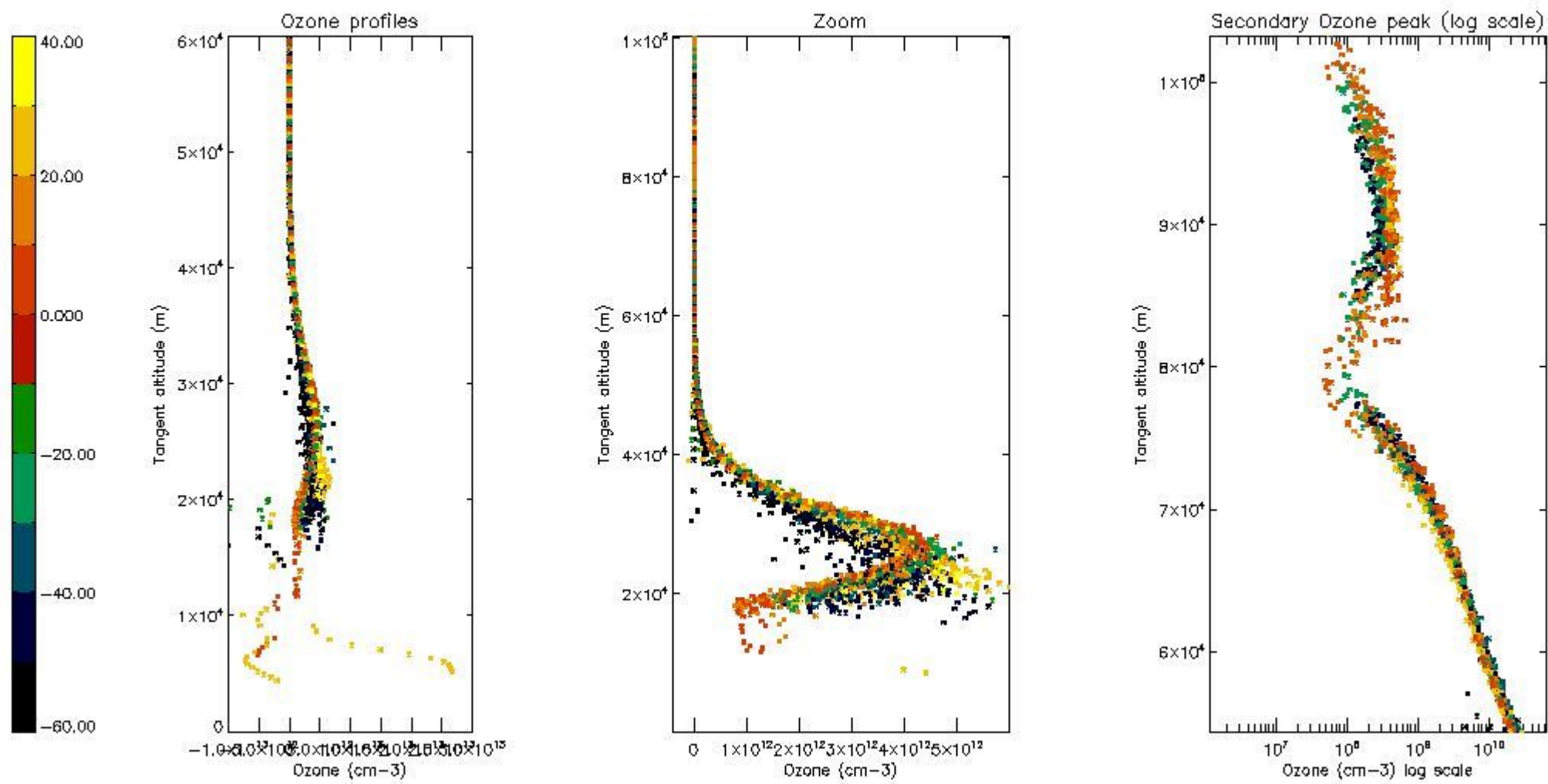
5.2 Plot ozone profiles for all STD (dark without errors)

The colorbar represents the latitude.



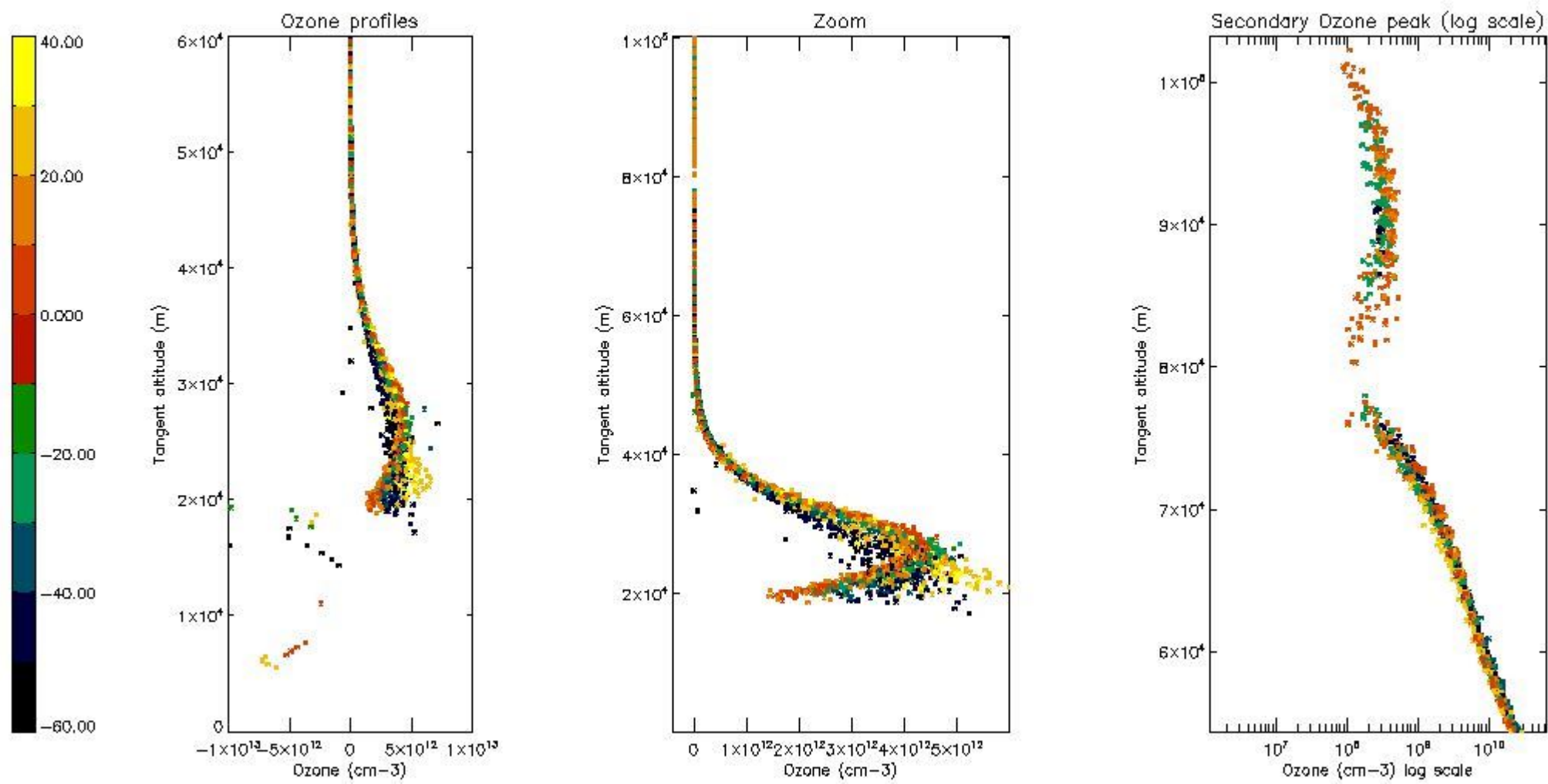
5.3 Plot ozone profiles where STD < 20% (dark without errors)

The colorbar represents the latitude.



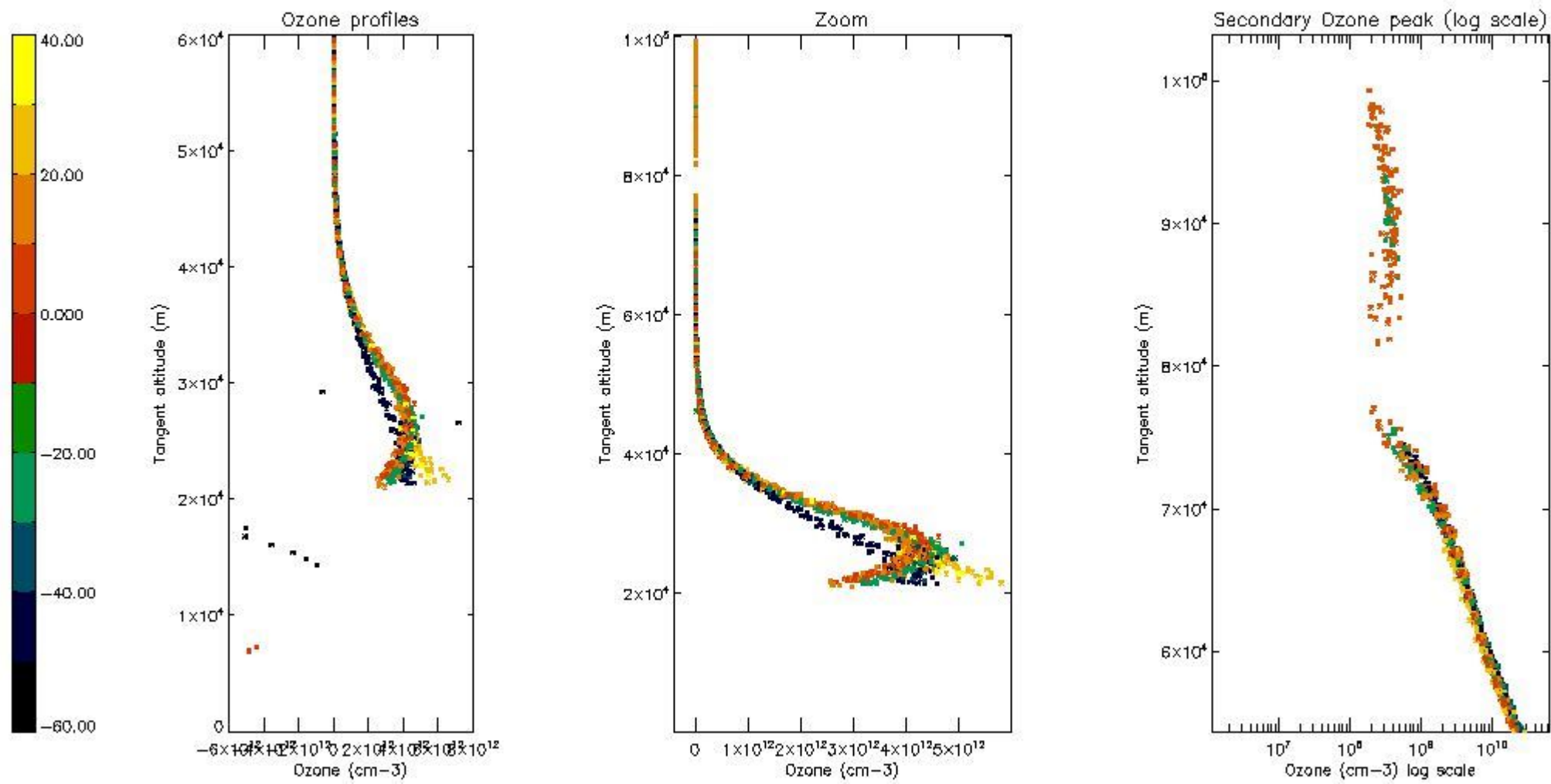
*5.4 Plot ozone profiles where STD < 10% (dark without errors)*

The colorbar represents the latitude.



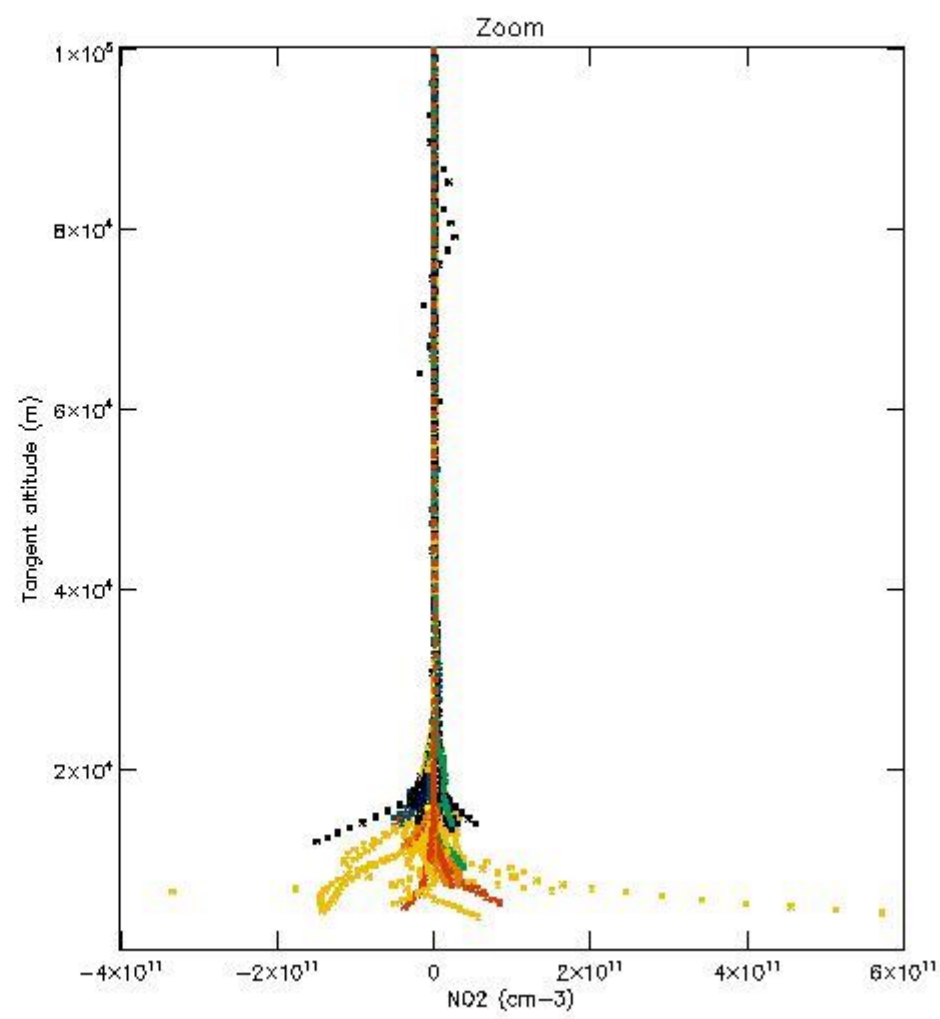
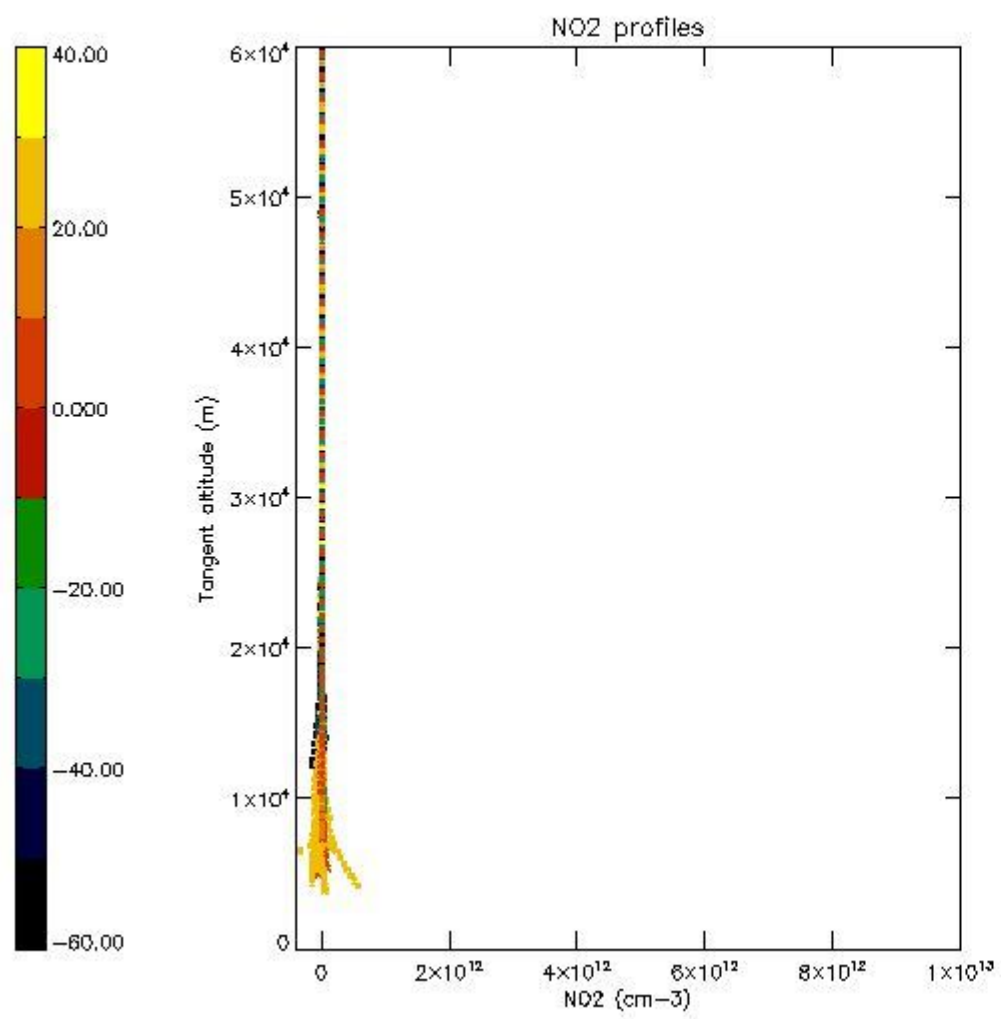
*5.5 Plot ozone profiles where STD < 5% (dark without errors)*

The colorbar represents the latitude.



*5.6 Plot NO<sub>2</sub> profiles for all STD (dark without errors)*

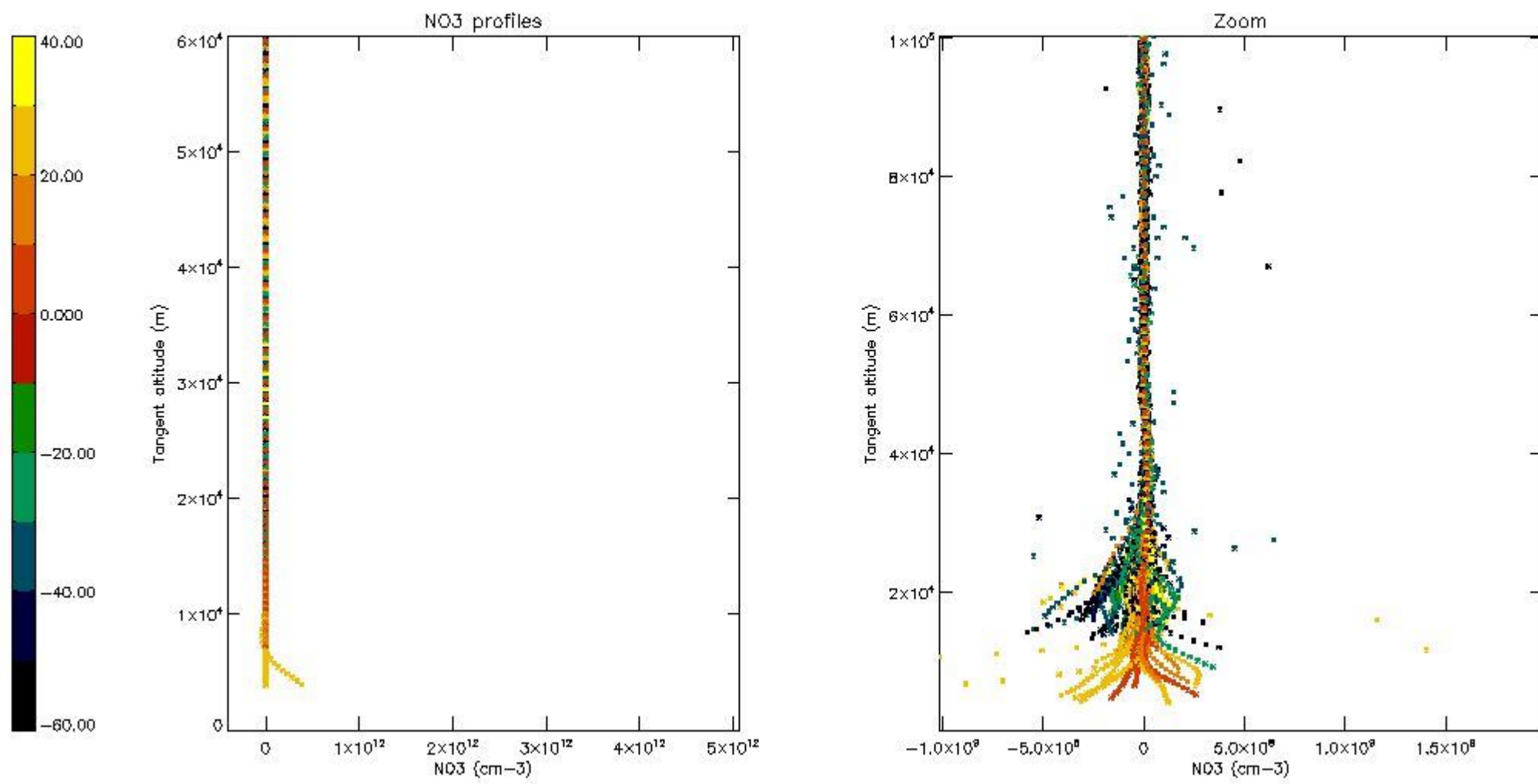
The colorbar represents the latitude.



*5.7 Plot NO3 profiles for all STD (dark without errors)*

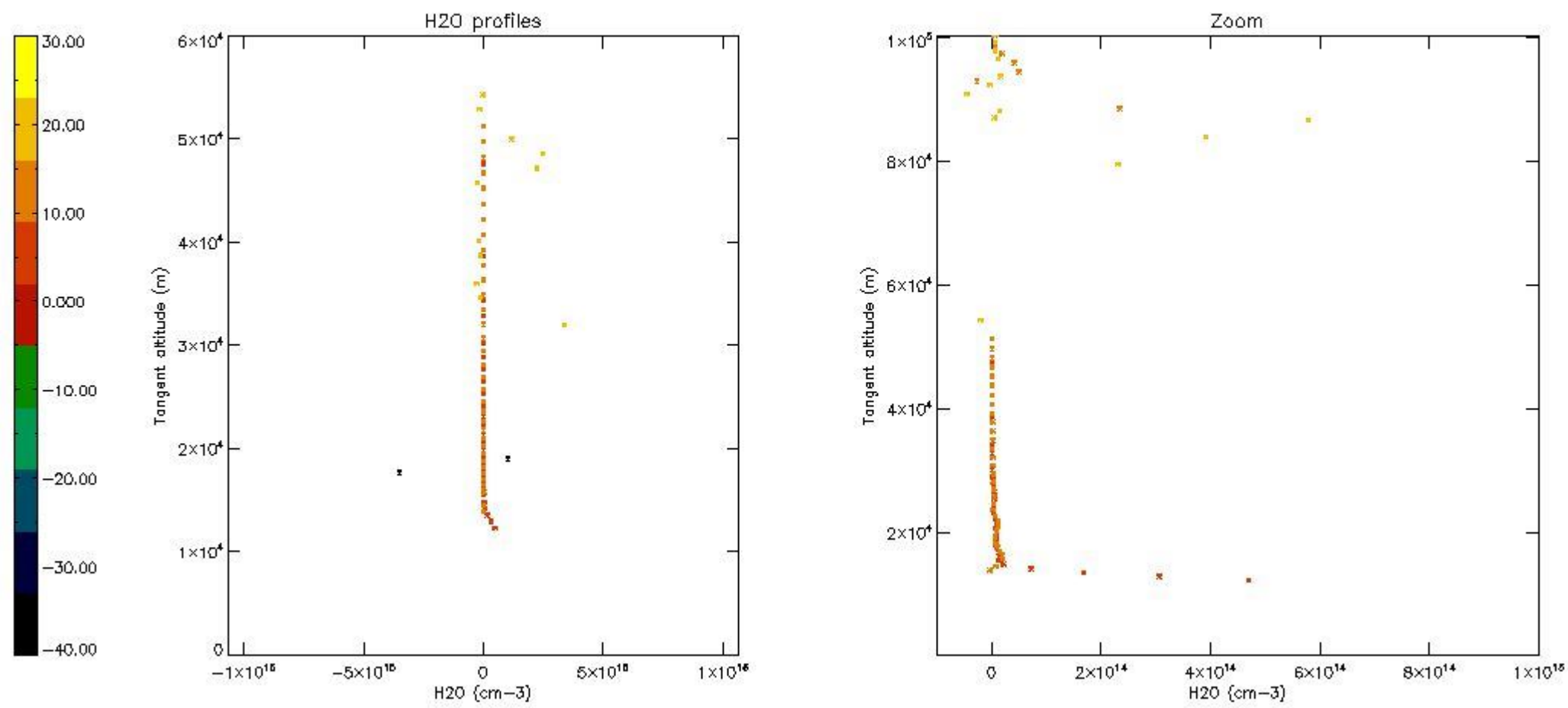
The colorbar represents the latitude.





5.8 Plot H<sub>2</sub>O profiles for all STD (only for occultations of stars 1,2,3,4,13,14,16,26,63 dark without errors)

The colorbar represents the latitude.



## 6. Auxiliary Data Files used for the production reported in section 2

The number reported in the third column indicates since which file (see list in section 2) the corresponding auxiliary file has been used. The fourth column is the date of those product files.

Type	Auxiliary Filename	Used since product	Used since product date
INST_PHYS_CHARACTERISTICS	GOM_INS_AXVIEC20091111_143220_20030716_120000_20500101_000000	1	04-MAR-2007 00:30:51
LEVEL-2_PROC_CONFIG	GOM_PR2_AXVIEC20091111_152718_20020301_000000_20500101_000000	1	04-MAR-2007 00:30:51
CROSS_SECTIONS_FILE	GOM_CRS_AXVIEC20091111_154832_20020301_000000_20500101_000000	1	04-MAR-2007 00:30:51

# GOMOS Level 2 Daily Report

## SUMMARY

### [1. General Info](#)

### [2. Summary of processed GOM\\_NL\\_2P products](#)

### [3. Level 2 Quality information per product](#)

#### [3.1 Plot of level 2 quality information per product \(time dependant\)](#)

#### [3.2 Plot of level 2 quality information per product \(world map\)](#)

### [4. Level 1 Quality information per product \(stored on level 2 products\)](#)

#### [4.1 Plot of level 1 quality information per product \(time dependant\)](#)

##### [4.1.1 Plot of level 1 quality information per product \(time dependant\): ASCENDING](#)

##### [4.1.2 Plot of level 1 quality information per product \(time dependant\): DESCENDING](#)

#### [4.2 Plot of level 1 quality information per product \(world map\)](#)

##### [4.2.1 Plot of level 1 quality information per product \(world map\): ASCENDING](#)

##### [4.2.2 Plot of level 1 quality information per product \(world map\): DESCENDING](#)

### [5. Ozone profiles based on quality statistics and other trace gas profiles](#)

#### [5.1 Ozone statistics based on quality of products](#)

#### [5.2 Plot ozone profiles for all STD \(dark without errors\)](#)

#### [5.3 Plot ozone profiles where STD < 20% \(dark without errors\)](#)

#### [5.4. Plot ozone profiles where STD < 10% \(dark without errors\)](#)

#### [5.5. Plot ozone profiles where STD < 5% \(dark without errors\)](#)

#### [5.6 Plot NO2 profiles for all STD \(dark without errors\)](#)

#### [5.7 Plot NO3 profiles for all STD \(dark without errors\)](#)

#### [5.8 Plot H2O profiles \(only for occultations of stars 1,2,3,4,13,14,16,26,63 dark without errors\) for all STD](#)

### [6. Auxiliary Data Files used for the production reported in section 2](#)

This report presents the daily analysis on parameters extracted from GOMOS level 2 data (GOM\_NL\_\_2P). It is intended to monitor some important parameters that will impact the quality of these products. A list of level 2 products (and content) that have arrived during the reporting day to the PCF is also given.

Item	Value
Time of report generation	22APR2013 16:56:36
Data source version	GOMOS/6.01
Start time of products	04-03-2007 (04MAR2007 00:00:00)
Stop time of products	05-03-2007 (05MAR2007 00:00:00)
Store outputs in DB	Yes
Nb of level 2 prods	235
Nb of prods with errors	0

## 2. Summary of processed GOM\_NL\_\_2P products.

Nr	Filename	UTC Start time	Limb	Duration	Star Id	Star Name	Star Mag	Star Temp	Nb Meas	Orbit	Prod. error
1	GOM_NL__2PRFIN20070304_003051_000000532056_00074_26180_7380.N1	04-MAR-2007 00:30:51	Dark	52.500	4	Alp1Cen	-0.010000	5800.0	105	26180	No
2	GOM_NL__2PRFIN20070304_003210_000000462056_00074_26180_7381.N1	04-MAR-2007 00:32:10	Dark	45.500	10	Bet Cen	0.61000	28000.	91	26180	No
3	GOM_NL__2PRFIN20070304_003401_000000422056_00074_26180_7382.N1	04-MAR-2007 00:34:01	Dark	42.000	77	Eps Cen	2.3030	28000.	84	26180	No
4	GOM_NL__2PRFIN20070304_003543_000000462056_00074_26180_7383.N1	04-MAR-2007 00:35:43	Dark	45.500	26	Gam Cru	1.6240	2900.0	91	26180	No
5	GOM_NL__2PRFIN20070304_003712_000000462056_00074_26180_7384.N1	04-MAR-2007 00:37:12	Dark	45.500	64	Gam Cen	2.2000	10600.	91	26180	No
6	GOM_NL__2PRFIN20070304_005835_000000402056_00074_26180_7385.N1	04-MAR-2007 00:58:35	Bright	40.000	22	32Alp Leo	1.3600	15200.	80	26180	No
7	GOM_NL__2PRFIN20070304_010108_000000432056_00074_26180_7386.N1	04-MAR-2007 01:01:08	Bright	42.500	51	41Gam1Leo	2.0100	4500.0	85	26180	No
8	GOM_NL__2PRFIN20070304_010951_000000422056_00074_26180_7387.N1	04-MAR-2007 01:09:51	Bright	42.000	174	52Psi UMa	3.0040	4400.0	84	26180	No
9	GOM_NL__2PRFIN20070304_011242_000000402056_00074_26180_7388.N1	04-MAR-2007 01:12:42	Bright	39.500	82	48Bet UMa	2.3650	10600.	79	26180	No
10	GOM_NL__2PRFIN20070304_011404_000000402056_00074_26180_7389.N1	04-MAR-2007 01:14:04	Bright	40.000	36	50Alp UMa	1.8000	6300.0	80	26180	No
11	GOM_NL__2PRFIN20070304_012116_000000402056_00074_26180_7390.N1	04-MAR-2007 01:21:16	Bright	39.500	60	7Bet UMi	2.0810	3950.0	79	26180	No
12	GOM_NL__2PRFIN20070304_013104_000000422056_00074_26180_7391.N1	04-MAR-2007 01:31:04	Bright	41.500	69	33Gam Dra	2.2310	3800.0	83	26180	No
13	GOM_NL__2PRFIN20070304_013331_000000352056_00074_26180_7392.N1	04-MAR-2007 01:33:31	Bright	34.500	144	18Del Cyg	2.8600	11000.	69	26180	No
14	GOM_NL__2PRFIN20070304_013539_000000462056_00074_26180_7393.N1	04-MAR-2007 01:35:39	Bright	45.500	5	3Alp Lyr	0.033000	11000.	91	26180	No
15	GOM_NL__2PRFIN20070304_014327_000000402056_00074_26180_7394.N1	04-MAR-2007 01:43:27	Bright	39.500	168	17Zet Aql	2.9860	11000.	79	26180	No
16	GOM_NL__2PRFIN20070304_015511_000000412056_00074_26180_7395.N1	04-MAR-2007 01:55:11	Dark	40.500	57	34Sig Sgr	2.0660	26000.	81	26180	No
17	GOM_NL__2PRFIN20070304_015821_000000432056_00074_26180_7396.N1	04-MAR-2007 01:58:21	Dark	42.500	38	20Eps Sgr	1.8360	11000.	85	26180	No
18	GOM_NL__2PRFIN20070304_020120_000000452056_00074_26180_7397.N1	04-MAR-2007 02:01:20	Dark	45.000	25	35Lam Sco	1.6200	28000.	90	26180	No
19	GOM_NL__2PRFIN20070304_021128_000000462056_00075_26181_7393.N1	04-MAR-2007 02:11:28	Dark	45.500	4	Alp1Cen	-0.010000	5800.0	91	26181	No
20	GOM_NL__2PRFIN20070304_021246_000000482056_00075_26181_7394.N1	04-MAR-2007 02:12:46	Dark	47.500	10	Bet Cen	0.61000	28000.	95	26181	No
21	GOM_NL__2PRFIN20070304_021438_000000432056_00075_26181_7395.N1	04-MAR-2007 02:14:38	Dark	43.000	77	Eps Cen	2.3030	28000.	86	26181	No
22	GOM_NL__2PRFIN20070304_021620_000000542056_00075_26181_7396.N1	04-MAR-2007 02:16:20	Dark	54.000	26	Gam Cru	1.6240	2900.0	108	26181	No
23	GOM_NL__2PRFIN20070304_021748_000000432056_00075_26181_7397.N1	04-MAR-2007 02:17:48	Dark	43.000	64	Gam Cen	2.2000	10600.	86	26181	No
24	GOM_NL__2PRFIN20070304_023911_000000422056_00075_26181_7398.N1	04-MAR-2007 02:39:11	Bright	42.000	22	32Alp Leo	1.3600	15200.	84	26181	No
25	GOM_NL__2PRFIN20070304_024143_000000442056_00075_26181_7399.N1	04-MAR-2007 02:41:43	Bright	43.500	51	41Gam1Leo	2.0100	4500.0	87	26181	No
26	GOM_NL__2PRFIN20070304_025026_000000432056_00075_26181_7400.N1	04-MAR-2007 02:50:26	Bright	43.000	174	52Psi UMa	3.0040	4400.0	86	26181	No
27	GOM_NL__2PRFIN20070304_025317_000000402056_00075_26181_7401.N1	04-MAR-2007 02:53:17	Bright	40.000	82	48Bet UMa	2.3650	10600.	80	26181	No
28	GOM_NL__2PRFIN20070304_025440_000000412056_00075_26181_7402.N1	04-MAR-2007 02:54:40	Bright	40.500	36	50Alp UMa	1.8000	6300.0	81	26181	No
29	GOM_NL__2PRFIN20070304_030152_000000392056_00075_26181_7403.N1	04-MAR-2007 03:01:52	Bright	39.000	60	7Bet UMi	2.0810	3950.0	78	26181	No
30	GOM_NL__2PRFIN20070304_031140_000000432056_00075_26181_7404.N1	04-MAR-2007 03:11:40	Bright	43.000	69	33Gam Dra	2.2310	3800.0	86	26181	No
31	GOM_NL__2PRFIN20070304_031407_000000382056_00075_26181_7405.N1	04-MAR-2007 03:14:07	Bright	37.500	144	18Del Cyg	2.8600	11000.	75	26181	No
32	GOM_NL__2PRFIN20070304_031615_000000452056_00075_26181_7406.N1	04-MAR-2007 03:16:15	Bright	44.500	5	3Alp Lyr	0.033000	11000.	89	26181	No
33	GOM_NL__2PRFIN20070304_032403_000000402056_00075_26181_7407.N1	04-MAR-2007 03:24:03	Bright	39.500	168	17Zet Aql	2.9860	11000.	79	26181	No
34	GOM_NL__2PRFIN20070304_033356_000000452056_00075_26181_7408.N1	04-MAR-2007 03:33:56	Dark	44.500	155	41Pi Sgr	2.9000	6600.0	89	26181	No
35	GOM_NL__2PRFIN20070304_033548_000000402056_00075_26181_7409.N1	04-MAR-2007 03:35:48	Dark	40.000	57	34Sig Sgr	2.0660	26000.	80	26181	No
36	GOM_NL__2PRFIN20070304_033858_000000422056_00075_26181_7410.N1	04-MAR-2007 03:38:58	Dark	41.500	38	20Eps Sgr	1.8360	11000.	83	26181	No
37	GOM_NL__2PRFIN20070304_034157_000000462056_00075_26181_7411.N1	04-MAR-2007 03:41:57	Dark	46.000	25	35Lam Sco	1.6200	28000.	92	26181	No
38	GOM_NL__2PRFIN20070304_035205_000000542056_00076_26182_7401.N1	04-MAR-2007 03:52:05	Dark	54.000	4	Alp1Cen	-0.010000	5800.0	108	26182	No
39	GOM_NL__2PRFIN20070304_035323_000000522056_00076_26182_7402.N1	04-MAR-2007 03:53:23	Dark	51.500	10	Bet Cen	0.61000	28000.	103	26182	No
40	GOM_NL__2PRFIN20070304_035514_000000432056_00076_26182_7403.N1	04-MAR-2007 03:55:14	Dark	42.500	77	Eps Cen	2.3030	28000.	85	26182	No
41	GOM_NL__2PRFIN20070304_035656_000000552056_00076_26182_7404.N1	04-MAR-2007 03:56:56	Dark	54.500	26	Gam Cru	1.6240	2900.0	109	26182	No
42	GOM_NL__2PRFIN20070304_035825_000000462056_00076_26182_7405.N1	04-MAR-2007 03:58:25	Dark	45.500	64	Gam Cen	2.2000	10600.	91	26182	No

43	GOM_NL__2PRFIN20070304_041947_000000412056_00076_26182_7406.N1	04-MAR-2007 04:19:47	Bright	41.000	22	32Alp Leo	1.3600	15200.	82	26182	No
44	GOM_NL__2PRFIN20070304_042219_000000472056_00076_26182_7407.N1	04-MAR-2007 04:22:19	Bright	46.500	51	41Gam1Leo	2.0100	4500.0	93	26182	No
45	GOM_NL__2PRFIN20070304_043102_000000422056_00076_26182_7408.N1	04-MAR-2007 04:31:02	Bright	42.000	174	52Psi UMa	3.0040	4400.0	84	26182	No
46	GOM_NL__2PRFIN20070304_043353_000000402056_00076_26182_7409.N1	04-MAR-2007 04:33:53	Bright	39.500	82	48Bet UMa	2.3650	10600.	79	26182	No
47	GOM_NL__2PRFIN20070304_043515_000000572056_00076_26182_7410.N1	04-MAR-2007 04:35:15	Bright	56.500	36	50Alp UMa	1.8000	6300.0	113	26182	No
48	GOM_NL__2PRFIN20070304_044227_000000402056_00076_26182_7411.N1	04-MAR-2007 04:42:27	Bright	39.500	60	7Bet UMi	2.0810	3950.0	79	26182	No
49	GOM_NL__2PRFIN20070304_045216_000000452056_00076_26182_7412.N1	04-MAR-2007 04:52:16	Bright	45.000	69	33Gam Dra	2.2310	3800.0	90	26182	No
50	GOM_NL__2PRFIN20070304_045443_000000352056_00076_26182_7413.N1	04-MAR-2007 04:54:43	Bright	35.000	144	18Del Cyg	2.8600	11000.	70	26182	No
51	GOM_NL__2PRFIN20070304_045651_000000412056_00076_26182_7414.N1	04-MAR-2007 04:56:51	Bright	40.500	5	3Alp Lyr	0.033000	11000.	81	26182	No
52	GOM_NL__2PRFIN20070304_050439_000000412056_00076_26182_7415.N1	04-MAR-2007 05:04:39	Bright	40.500	168	17Zet Aql	2.9860	11000.	81	26182	No
53	GOM_NL__2PRFIN20070304_051433_000000392056_00076_26182_7416.N1	04-MAR-2007 05:14:33	Dark	39.000	155	41Pi Sgr	2.9000	6600.0	78	26182	No
54	GOM_NL__2PRFIN20070304_051624_000000442056_00076_26182_7417.N1	04-MAR-2007 05:16:24	Dark	43.500	57	34Sig Sgr	2.0660	26000.	87	26182	No
55	GOM_NL__2PRFIN20070304_051935_000000442056_00076_26182_7418.N1	04-MAR-2007 05:19:35	Dark	44.000	38	20Eps Sgr	1.8360	11000.	88	26182	No
56	GOM_NL__2PRFIN20070304_052234_000000472056_00076_26182_7419.N1	04-MAR-2007 05:22:34	Dark	47.000	25	35Lam Sco	1.6200	28000.	94	26182	No
57	GOM_NL__2PRFIN20070304_052453_000000392056_00076_26182_7420.N1	04-MAR-2007 05:24:53	Dark	39.000	75	26Eps Sco	2.2910	4250.0	78	26182	No
58	GOM_NL__2PRFIN20070304_070643_000000412056_00078_26184_7467.N1	04-MAR-2007 07:06:43	Dark	41.000	141	Bet Ara	2.8400	4600.0	82	26184	No
59	GOM_NL__2PRFIN20070304_071318_000000502056_00078_26184_7468.N1	04-MAR-2007 07:13:18	Dark	49.500	4	Alp1Cen	-0.010000	5800.0	99	26184	No
60	GOM_NL__2PRFIN20070304_071436_000000422056_00078_26184_7469.N1	04-MAR-2007 07:14:36	Dark	42.000	10	Bet Cen	0.61000	28000.	84	26184	No
61	GOM_NL__2PRFIN20070304_071628_000000432056_00078_26184_7470.N1	04-MAR-2007 07:16:28	Dark	42.500	77	Eps Cen	2.3030	28000.	85	26184	No
62	GOM_NL__2PRFIN20070304_071809_000000492056_00078_26184_7471.N1	04-MAR-2007 07:18:09	Dark	49.000	26	Gam Cru	1.6240	2900.0	98	26184	No
63	GOM_NL__2PRFIN20070304_071938_000000442056_00078_26184_7472.N1	04-MAR-2007 07:19:38	Dark	43.500	64	Gam Cen	2.2000	10600.	87	26184	No
64	GOM_NL__2PRFIN20070304_074058_000000412056_00078_26184_7473.N1	04-MAR-2007 07:40:58	Bright	41.000	22	32Alp Leo	1.3600	15200.	82	26184	No
65	GOM_NL__2PRFIN20070304_074331_000000422056_00078_26184_7474.N1	04-MAR-2007 07:43:31	Bright	42.000	51	41Gam1Leo	2.0100	4500.0	84	26184	No
66	GOM_NL__2PRFIN20070304_075213_000000442056_00078_26184_7475.N1	04-MAR-2007 07:52:13	Bright	44.000	174	52Psi UMa	3.0040	4400.0	88	26184	No
67	GOM_NL__2PRFIN20070304_075504_000000412056_00078_26184_7476.N1	04-MAR-2007 07:55:04	Bright	40.500	82	48Bet UMa	2.3650	10600.	81	26184	No
68	GOM_NL__2PRFIN20070304_075627_000000582056_00078_26184_7477.N1	04-MAR-2007 07:56:27	Bright	58.000	36	50Alp UMa	1.8000	6300.0	116	26184	No
69	GOM_NL__2PRFIN20070304_080339_000000402056_00078_26184_7478.N1	04-MAR-2007 08:03:39	Bright	40.000	60	7Bet UMi	2.0810	3950.0	80	26184	No
70	GOM_NL__2PRFIN20070304_081327_000000452056_00078_26184_7479.N1	04-MAR-2007 08:13:27	Bright	45.000	69	33Gam Dra	2.2310	3800.0	90	26184	No
71	GOM_NL__2PRFIN20070304_081555_000000472056_00078_26184_7480.N1	04-MAR-2007 08:15:55	Bright	46.500	144	18Del Cyg	2.8600	11000.	93	26184	No
72	GOM_NL__2PRFIN20070304_081803_000000452056_00078_26184_7481.N1	04-MAR-2007 08:18:03	Bright	45.000	5	3Alp Lyr	0.033000	11000.	90	26184	No
73	GOM_NL__2PRFIN20070304_082552_000000402056_00078_26184_7482.N1	04-MAR-2007 08:25:52	Bright	40.000	168	17Zet Aql	2.9860	11000.	80	26184	No
74	GOM_NL__2PRFIN20070304_083546_000000412056_00078_26184_7483.N1	04-MAR-2007 08:35:46	Dark	40.500	155	41Pi Sgr	2.9000	6600.0	81	26184	No
75	GOM_NL__2PRFIN20070304_083737_000000432056_00078_26184_7484.N1	04-MAR-2007 08:37:37	Dark	43.000	57	34Sig Sgr	2.0660	26000.	86	26184	No
76	GOM_NL__2PRFIN20070304_084048_000000442056_00078_26184_7485.N1	04-MAR-2007 08:40:48	Dark	43.500	38	20Eps Sgr	1.8360	11000.	87	26184	No
77	GOM_NL__2PRFIN20070304_084348_000000472056_00078_26184_7486.N1	04-MAR-2007 08:43:48	Dark	47.000	25	35Lam Sco	1.6200	28000.	94	26184	No
78	GOM_NL__2PRFIN20070304_084719_000000462056_00079_26185_7478.N1	04-MAR-2007 08:47:19	Dark	45.500	141	Bet Ara	2.8400	4600.0	91	26185	No
79	GOM_NL__2PRFIN20070304_085354_000000432056_00079_26185_7479.N1	04-MAR-2007 08:53:54	Dark	42.500	4	Alp1Cen	-0.010000	5800.0	85	26185	No
80	GOM_NL__2PRFIN20070304_085513_000000422056_00079_26185_7480.N1	04-MAR-2007 08:55:13	Dark	41.500	10	Bet Cen	0.61000	28000.	83	26185	No
81	GOM_NL__2PRFIN20070304_085704_000000432056_00079_26185_7481.N1	04-MAR-2007 08:57:04	Dark	43.000	77	Eps Cen	2.3030	28000.	86	26185	No
82	GOM_NL__2PRFIN20070304_085845_000000562056_00079_26185_7482.N1	04-MAR-2007 08:58:45	Dark	55.500	26	Gam Cru	1.6240	2900.0	111	26185	No
83	GOM_NL__2PRFIN20070304_090015_000000432056_00079_26185_7483.N1	04-MAR-2007 09:00:15	Dark	43.000	64	Gam Cen	2.2000	10600.	86	26185	No
84	GOM_NL__2PRFIN20070304_092134_000000412056_00079_26185_7484.N1	04-MAR-2007 09:21:34	Bright	41.000	22	32Alp Leo	1.3600	15200.	82	26185	No
85	GOM_NL__2PRFIN20070304_092406_000000412056_00079_26185_7485.N1	04-MAR-2007 09:24:06	Bright	41.000	51	41Gam1Leo	2.0100	4500.0	82	26185	No
86	GOM_NL__2PRFIN20070304_093248_000000442056_00079_26185_7486.N1	04-MAR-2007 09:32:48	Bright	43.500	174	52Psi UMa	3.0040	4400.0	87	26185	No
87	GOM_NL__2PRFIN20070304_093540_000000402056_00079_26185_7487.N1	04-MAR-2007 09:35:40	Bright	39.500	82	48Bet UMa	2.3650	10600.	79	26185	No
88	GOM_NL__2PRFIN20070304_093702_000000392056_00079_26185_7488.N1	04-MAR-2007 09:37:02	Bright	38.500	36	50Alp UMa	1.8000	6300.0	77	26185	No
89	GOM_NL__2PRFIN20070304_094414_000000412056_00079_26185_7489.N1	04-MAR-2007 09:44:14	Bright	41.000	60	7Bet UMi	2.0810	3950.0	82	26185	No
90	GOM_NL__2PRFIN20070304_095403_000000472056_00079_26185_7490.N1	04-MAR-2007 09:54:03	Bright	46.500	69	33Gam Dra	2.2310	3800.0	93	26185	No
91	GOM_NL__2PRFIN20070304_095631_000000362056_00079_26185_7491.N1	04-MAR-2007 09:56:31	Bright	36.000	144	18Del Cyg	2.8600	11000.	72	26185	No
92	GOM_NL__2PRFIN20070304_095839_000000432056_00079_26185_7492.N1	04-MAR-2007 09:58:39	Bright	42.500	5	3Alp Lyr	0.033000	11000.	85	26185	No
93	GOM_NL__2PRFIN20070304_100628_000000412056_00079_26185_7493.N1	04-MAR-2007 10:06:28	Bright	40.500	168	17Zet Aql	2.9860	11000.	81	26185	No
94	GOM_NL__2PRFIN20070304_101622_000000432056_00079_26185_7494.N1	04-MAR-2007 10:16:22	Dark	42.500	155	41Pi Sgr	2.9000	6600.0	85	26185	No
95	GOM_NL__2PRFIN20070304_101814_000000442056_00079_26185_7495.N1	04-MAR-2007 10:18:14	Dark	44.000	57	34Sig Sgr	2.0660	26000.	88	26185	No
96	GOM_NL__2PRFIN20070304_102124_000000432056_00079_26185_7496.N1	04-MAR-2007 10:21:24	Dark	42.500	38	20Eps Sgr	1.8360	11000.	85	26185	No
97	GOM_NL__2PRFIN20070304_102424_000000462056_00079_26185_7497.N1	04-MAR-2007 10:24:24	Dark	45.500	25	35Lam Sco	1.6200	28000.	91	26185	No
98	GOM_NL__2PRFIN20070304_103431_000000452056_00080_26186_7498.N1	04-MAR-2007 10:34:31	Dark	45.000	4	Alp1Cen	-0.010000	5800.0	90	26186	No
99	GOM_NL__2PRFIN20070304_103549_000000422056_00080_26186_7499.N1	04-MAR-2007 10:35:49	Dark	41.500	10	Bet Cen	0.61000	28000.	83	26186	No
100	GOM_NL__2PRFIN20070304_103741_000000422056_00080_26186_7500.N1	04-MAR-2007 10:37:41	Dark	42.000	77	Eps Cen	2.3030	28000.	84	26186	No
101	GOM_NL__2PRFIN20070304_103922_000000482056_00080_26186_7501.N1	04-MAR-2007 10:39:22	Dark	47.500	26	Gam Cru	1.6240	2900.0	95	26186	No

102	GOM_NL__2PRFIN20070304_104051_000000412056_00080_26186_7502.N1	04-MAR-2007 10:40:51	Dark	41.000	64	Gam Cen	2.2000	10600.	82	26186	No
103	GOM_NL__2PRFIN20070304_110210_000000402056_00080_26186_7503.N1	04-MAR-2007 11:02:10	Bright	40.000	22	32Alp Leo	1.3600	15200.	80	26186	No
104	GOM_NL__2PRFIN20070304_110442_000000432056_00080_26186_7504.N1	04-MAR-2007 11:04:42	Bright	42.500	51	41Gam1Leo	2.0100	4500.0	85	26186	No
105	GOM_NL__2PRFIN20070304_111323_000000452056_00080_26186_7505.N1	04-MAR-2007 11:13:23	Bright	44.500	174	52Psi UMa	3.0040	4400.0	89	26186	No
106	GOM_NL__2PRFIN20070304_111615_000000392056_00080_26186_7506.N1	04-MAR-2007 11:16:15	Bright	39.000	82	48Bet UMa	2.3650	10600.	78	26186	No
107	GOM_NL__2PRFIN20070304_111737_000000412056_00080_26186_7507.N1	04-MAR-2007 11:17:37	Bright	40.500	36	50Alp UMa	1.8000	6300.0	81	26186	No
108	GOM_NL__2PRFIN20070304_112450_000000412056_00080_26186_7508.N1	04-MAR-2007 11:24:50	Bright	41.000	60	7Bet UMi	2.0810	3950.0	82	26186	No
109	GOM_NL__2PRFIN20070304_113439_000000422056_00080_26186_7509.N1	04-MAR-2007 11:34:39	Bright	42.000	69	33Gam Dra	2.2310	3800.0	84	26186	No
110	GOM_NL__2PRFIN20070304_113707_000000362056_00080_26186_7510.N1	04-MAR-2007 11:37:07	Bright	36.000	144	18Del Cyg	2.8600	11000.	72	26186	No
111	GOM_NL__2PRFIN20070304_113915_000000452056_00080_26186_7511.N1	04-MAR-2007 11:39:15	Bright	44.500	5	3Alp Lyr	0.033000	11000.	89	26186	No
112	GOM_NL__2PRFIN20070304_114705_000000412056_00080_26186_7512.N1	04-MAR-2007 11:47:05	Bright	40.500	168	17Zet Aql	2.9860	11000.	81	26186	No
113	GOM_NL__2PRFIN20070304_115659_000000412056_00080_26186_7513.N1	04-MAR-2007 11:56:59	Dark	40.500	155	41Pi Sgr	2.9000	6600.0	81	26186	No
114	GOM_NL__2PRFIN20070304_115850_000000422056_00080_26186_7514.N1	04-MAR-2007 11:58:50	Dark	41.500	57	34Sig Sgr	2.0660	26000.	83	26186	No
115	GOM_NL__2PRFIN20070304_120201_000000452056_00080_26186_7515.N1	04-MAR-2007 12:02:01	Dark	45.000	38	20Eps Sgr	1.8360	11000.	90	26186	No
116	GOM_NL__2PRFIN20070304_120501_000000452056_00080_26186_7516.N1	04-MAR-2007 12:05:01	Dark	44.500	25	35Lam Sco	1.6200	28000.	89	26186	No
117	GOM_NL__2PRFIN20070304_120721_000000302056_00080_26186_7517.N1	04-MAR-2007 12:07:21	Dark	30.000	75	26Eps Sco	2.2910	4250.0	60	26186	No
118	GOM_NL__2PRFIN20070304_121507_000000452056_00081_26187_7513.N1	04-MAR-2007 12:15:07	Dark	45.000	4	Alp1Cen	-0.010000	5800.0	90	26187	No
119	GOM_NL__2PRFIN20070304_121625_000000502056_00081_26187_7514.N1	04-MAR-2007 12:16:25	Dark	49.500	10	Bet Cen	0.61000	28000.	99	26187	No
120	GOM_NL__2PRFIN20070304_121817_000000442056_00081_26187_7515.N1	04-MAR-2007 12:18:17	Dark	43.500	77	Eps Cen	2.3030	28000.	87	26187	No
121	GOM_NL__2PRFIN20070304_121958_000000522056_00081_26187_7516.N1	04-MAR-2007 12:19:58	Dark	52.000	26	Gam Cru	1.6240	2900.0	104	26187	No
122	GOM_NL__2PRFIN20070304_122127_000000462056_00081_26187_7517.N1	04-MAR-2007 12:21:27	Dark	46.000	64	Gam Cen	2.2000	10600.	92	26187	No
123	GOM_NL__2PRFIN20070304_124246_000000412056_00081_26187_7518.N1	04-MAR-2007 12:42:46	Bright	40.500	22	32Alp Leo	1.3600	15200.	81	26187	No
124	GOM_NL__2PRFIN20070304_124518_000000432056_00081_26187_7519.N1	04-MAR-2007 12:45:18	Bright	43.000	51	41Gam1Leo	2.0100	4500.0	86	26187	No
125	GOM_NL__2PRFIN20070304_125359_000000442056_00081_26187_7520.N1	04-MAR-2007 12:53:59	Bright	43.500	174	52Psi UMa	3.0040	4400.0	87	26187	No
126	GOM_NL__2PRFIN20070304_125651_000000402056_00081_26187_7521.N1	04-MAR-2007 12:56:51	Bright	40.000	82	48Bet UMa	2.3650	10600.	80	26187	No
127	GOM_NL__2PRFIN20070304_125813_000000402056_00081_26187_7522.N1	04-MAR-2007 12:58:13	Bright	39.500	36	50Alp UMa	1.8000	6300.0	79	26187	No
128	GOM_NL__2PRFIN20070304_130525_000000382056_00081_26187_7523.N1	04-MAR-2007 13:05:25	Bright	37.500	60	7Bet UMi	2.0810	3950.0	75	26187	No
129	GOM_NL__2PRFIN20070304_131514_000000432056_00081_26187_7524.N1	04-MAR-2007 13:15:14	Bright	43.000	69	33Gam Dra	2.2310	3800.0	86	26187	No
130	GOM_NL__2PRFIN20070304_131743_000000352056_00081_26187_7525.N1	04-MAR-2007 13:17:43	Bright	35.000	144	18Del Cyg	2.8600	11000.	70	26187	No
131	GOM_NL__2PRFIN20070304_131951_000000452056_00081_26187_7526.N1	04-MAR-2007 13:19:51	Bright	45.000	5	3Alp Lyr	0.033000	11000.	90	26187	No
132	GOM_NL__2PRFIN20070304_132741_000000422056_00081_26187_7527.N1	04-MAR-2007 13:27:41	Bright	41.500	168	17Zet Aql	2.9860	11000.	83	26187	No
133	GOM_NL__2PRFIN20070304_133735_000000422056_00081_26187_7528.N1	04-MAR-2007 13:37:35	Dark	41.500	155	41Pi Sgr	2.9000	6600.0	83	26187	No
134	GOM_NL__2PRFIN20070304_133927_000000442056_00081_26187_7529.N1	04-MAR-2007 13:39:27	Dark	44.000	57	34Sig Sgr	2.0660	26000.	88	26187	No
135	GOM_NL__2PRFIN20070304_134237_000000422056_00081_26187_7530.N1	04-MAR-2007 13:42:37	Dark	41.500	38	20Eps Sgr	1.8360	11000.	83	26187	No
136	GOM_NL__2PRFIN20070304_134538_000000552056_00081_26187_7531.N1	04-MAR-2007 13:45:38	Dark	54.500	25	35Lam Sco	1.6200	28000.	109	26187	No
137	GOM_NL__2PRFIN20070304_134758_000000302056_00081_26187_7532.N1	04-MAR-2007 13:47:58	Dark	30.000	75	26Eps Sco	2.2910	4250.0	60	26187	No
138	GOM_NL__2PRFIN20070304_134908_000000402056_00082_26188_7529.N1	04-MAR-2007 13:49:08	Dark	39.500	141	Bet Ara	2.8400	4600.0	79	26188	No
139	GOM_NL__2PRFIN20070304_135544_000000552056_00082_26188_7530.N1	04-MAR-2007 13:55:44	Dark	54.500	4	Alp1Cen	-0.010000	5800.0	109	26188	No
140	GOM_NL__2PRFIN20070304_135702_000000412056_00082_26188_7531.N1	04-MAR-2007 13:57:02	Dark	41.000	10	Bet Cen	0.61000	28000.	82	26188	No
141	GOM_NL__2PRFIN20070304_135854_000000422056_00082_26188_7532.N1	04-MAR-2007 13:58:54	Dark	42.000	77	Eps Cen	2.3030	28000.	84	26188	No
142	GOM_NL__2PRFIN20070304_140034_000000512056_00082_26188_7533.N1	04-MAR-2007 14:00:34	Dark	50.500	26	Gam Cru	1.6240	2900.0	101	26188	No
143	GOM_NL__2PRFIN20070304_140204_000000432056_00082_26188_7534.N1	04-MAR-2007 14:02:04	Dark	42.500	64	Gam Cen	2.2000	10600.	85	26188	No
144	GOM_NL__2PRFIN20070304_142322_000000422056_00082_26188_7535.N1	04-MAR-2007 14:23:22	Bright	41.500	22	32Alp Leo	1.3600	15200.	83	26188	No
145	GOM_NL__2PRFIN20070304_142553_000000442056_00082_26188_7536.N1	04-MAR-2007 14:25:53	Bright	43.500	51	41Gam1Leo	2.0100	4500.0	87	26188	No
146	GOM_NL__2PRFIN20070304_143434_000000432056_00082_26188_7537.N1	04-MAR-2007 14:34:34	Bright	43.000	174	52Psi UMa	3.0040	4400.0	86	26188	No
147	GOM_NL__2PRFIN20070304_143726_000000402056_00082_26188_7538.N1	04-MAR-2007 14:37:26	Bright	40.000	82	48Bet UMa	2.3650	10600.	80	26188	No
148	GOM_NL__2PRFIN20070304_143849_000000402056_00082_26188_7539.N1	04-MAR-2007 14:38:49	Bright	39.500	36	50Alp UMa	1.8000	6300.0	79	26188	No
149	GOM_NL__2PRFIN20070304_144601_000000412056_00082_26188_7540.N1	04-MAR-2007 14:46:01	Bright	41.000	60	7Bet UMi	2.0810	3950.0	82	26188	No
150	GOM_NL__2PRFIN20070304_145550_000000412056_00082_26188_7541.N1	04-MAR-2007 14:55:50	Bright	41.000	69	33Gam Dra	2.2310	3800.0	82	26188	No
151	GOM_NL__2PRFIN20070304_145819_000000352056_00082_26188_7542.N1	04-MAR-2007 14:58:19	Bright	35.000	144	18Del Cyg	2.8600	11000.	70	26188	No
152	GOM_NL__2PRFIN20070304_150027_000000452056_00082_26188_7543.N1	04-MAR-2007 15:00:27	Bright	44.500	5	3Alp Lyr	0.033000	11000.	89	26188	No
153	GOM_NL__2PRFIN20070304_150817_000000422056_00082_26188_7544.N1	04-MAR-2007 15:08:17	Bright	41.500	168	17Zet Aql	2.9860	11000.	83	26188	No
154	GOM_NL__2PRFIN20070304_151811_000000432056_00082_26188_7545.N1	04-MAR-2007 15:18:11	Dark	42.500	155	41Pi Sgr	2.9000	6600.0	85	26188	No
155	GOM_NL__2PRFIN20070304_152003_000000432056_00082_26188_7546.N1	04-MAR-2007 15:20:03	Dark	42.500	57	34Sig Sgr	2.0660	26000.	85	26188	No
156	GOM_NL__2PRFIN20070304_152314_000000442056_00082_26188_7547.N1	04-MAR-2007 15:23:14	Dark	44.000	38	20Eps Sgr	1.8360	11000.	88	26188	No
157	GOM_NL__2PRFIN20070304_152615_000000452056_00082_26188_7548.N1	04-MAR-2007 15:26:15	Dark	44.500	25	35Lam Sco	1.6200	28000.	89	26188	No
158	GOM_NL__2PRFIN20070304_152945_000000402056_00083_26189_7545.N1	04-MAR-2007 15:29:45	Dark	40.000	141	Bet Ara	2.8400	4600.0	80	26189	No
159	GOM_NL__2PRFIN20070304_153620_000000472056_00083_26189_7546.N1	04-MAR-2007 15:36:20	Dark	46.500	4	Alp1Cen	-0.010000	5800.0	93	26189	No
160	GOM_NL__2PRFIN20070304_153739_000000442056_00083_26189_7547.N1	04-MAR-2007 15:37:39	Dark	43.500	10	Bet Cen	0.61000	28000.	87	26189	No

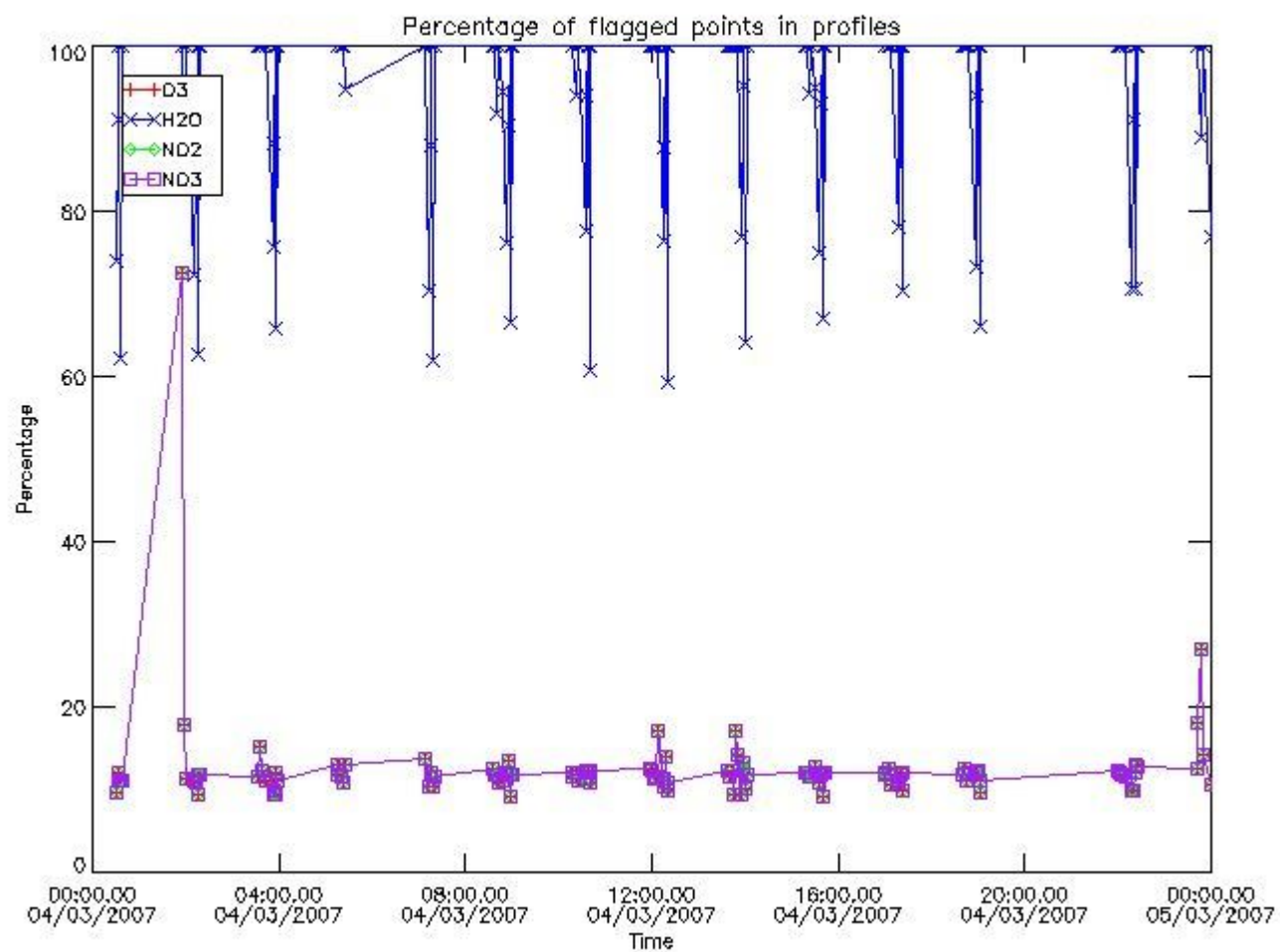
161	GOM_NL__2PRFIN20070304_153931_000000432056_00083_26189_7548.N1	04-MAR-2007 15:39:31	Dark	42.500	77	Eps Cen	2.3030	28000.	85	26189	No
162	GOM_NL__2PRFIN20070304_154111_000000552056_00083_26189_7549.N1	04-MAR-2007 15:41:11	Dark	55.000	26	Gam Cru	1.6240	2900.0	110	26189	No
163	GOM_NL__2PRFIN20070304_154240_000000422056_00083_26189_7550.N1	04-MAR-2007 15:42:40	Dark	42.000	64	Gam Cen	2.2000	10600.	84	26189	No
164	GOM_NL__2PRFIN20070304_160357_000000402056_00083_26189_7551.N1	04-MAR-2007 16:03:57	Bright	39.500	22	32Alp Leo	1.3600	15200.	79	26189	No
165	GOM_NL__2PRFIN20070304_160629_000000422056_00083_26189_7552.N1	04-MAR-2007 16:06:29	Bright	42.000	51	41Gam1Leo	2.0100	4500.0	84	26189	No
166	GOM_NL__2PRFIN20070304_161509_000000432056_00083_26189_7553.N1	04-MAR-2007 16:15:09	Bright	42.500	174	52Psi UMa	3.0040	4400.0	85	26189	No
167	GOM_NL__2PRFIN20070304_161802_000000402056_00083_26189_7554.N1	04-MAR-2007 16:18:02	Bright	40.000	82	48Bet UMa	2.3650	10600.	80	26189	No
168	GOM_NL__2PRFIN20070304_161924_000000422056_00083_26189_7555.N1	04-MAR-2007 16:19:24	Bright	41.500	36	50Alp UMa	1.8000	6300.0	83	26189	No
169	GOM_NL__2PRFIN20070304_162636_000000592056_00083_26189_7556.N1	04-MAR-2007 16:26:36	Bright	59.000	60	7Bet UMi	2.0810	3950.0	118	26189	No
170	GOM_NL__2PRFIN20070304_163626_000000442056_00083_26189_7557.N1	04-MAR-2007 16:36:26	Bright	43.500	69	33Gam Dra	2.2310	3800.0	87	26189	No
171	GOM_NL__2PRFIN20070304_163855_000000362056_00083_26189_7558.N1	04-MAR-2007 16:38:55	Bright	35.500	144	18Del Cyg	2.8600	11000.	71	26189	No
172	GOM_NL__2PRFIN20070304_164103_000000422056_00083_26189_7559.N1	04-MAR-2007 16:41:03	Bright	42.000	5	3Alp Lyr	0.033000	11000.	84	26189	No
173	GOM_NL__2PRFIN20070304_164853_000000402056_00083_26189_7560.N1	04-MAR-2007 16:48:53	Bright	39.500	168	17Zet Aql	2.9860	11000.	79	26189	No
174	GOM_NL__2PRFIN20070304_165848_000000432056_00083_26189_7561.N1	04-MAR-2007 16:58:48	Dark	42.500	155	41Pi Sgr	2.9000	6600.0	85	26189	No
175	GOM_NL__2PRFIN20070304_170040_000000442056_00083_26189_7562.N1	04-MAR-2007 17:00:40	Dark	43.500	57	34Sig Sgr	2.0660	26000.	87	26189	No
176	GOM_NL__2PRFIN20070304_170351_000000412056_00083_26189_7563.N1	04-MAR-2007 17:03:51	Dark	41.000	38	20Eps Sgr	1.8360	11000.	82	26189	No
177	GOM_NL__2PRFIN20070304_170652_000000492056_00083_26189_7564.N1	04-MAR-2007 17:06:52	Dark	48.500	25	35Lam Sco	1.6200	28000.	97	26189	No
178	GOM_NL__2PRFIN20070304_171657_000000462056_00084_26190_7559.N1	04-MAR-2007 17:16:57	Dark	46.000	4	Alp1Cen	-0.010000	5800.0	92	26190	No
179	GOM_NL__2PRFIN20070304_171815_000000472056_00084_26190_7560.N1	04-MAR-2007 17:18:15	Dark	47.000	10	Bet Cen	0.61000	28000.	94	26190	No
180	GOM_NL__2PRFIN20070304_172007_000000432056_00084_26190_7561.N1	04-MAR-2007 17:20:07	Dark	43.000	77	Eps Cen	2.3030	28000.	86	26190	No
181	GOM_NL__2PRFIN20070304_172147_000000562056_00084_26190_7562.N1	04-MAR-2007 17:21:47	Dark	56.000	26	Gam Cru	1.6240	2900.0	112	26190	No
182	GOM_NL__2PRFIN20070304_172317_000000422056_00084_26190_7563.N1	04-MAR-2007 17:23:17	Dark	41.500	64	Gam Cen	2.2000	10600.	83	26190	No
183	GOM_NL__2PRFIN20070304_174433_000000402056_00084_26190_7564.N1	04-MAR-2007 17:44:33	Bright	40.000	22	32Alp Leo	1.3600	15200.	80	26190	No
184	GOM_NL__2PRFIN20070304_174705_000000422056_00084_26190_7565.N1	04-MAR-2007 17:47:05	Bright	42.000	51	41Gam1Leo	2.0100	4500.0	84	26190	No
185	GOM_NL__2PRFIN20070304_175545_000000432056_00084_26190_7566.N1	04-MAR-2007 17:55:45	Bright	43.000	174	52Psi UMa	3.0040	4400.0	86	26190	No
186	GOM_NL__2PRFIN20070304_175837_000000402056_00084_26190_7567.N1	04-MAR-2007 17:58:37	Bright	40.000	82	48Bet UMa	2.3650	10600.	80	26190	No
187	GOM_NL__2PRFIN20070304_180000_000000402056_00084_26190_7568.N1	04-MAR-2007 18:00:00	Bright	40.000	36	50Alp UMa	1.8000	6300.0	80	26190	No
188	GOM_NL__2PRFIN20070304_180712_000000412056_00084_26190_7569.N1	04-MAR-2007 18:07:12	Bright	40.500	60	7Bet UMi	2.0810	3950.0	81	26190	No
189	GOM_NL__2PRFIN20070304_181702_000000452056_00084_26190_7570.N1	04-MAR-2007 18:17:02	Bright	45.000	69	33Gam Dra	2.2310	3800.0	90	26190	No
190	GOM_NL__2PRFIN20070304_181931_000000402056_00084_26190_7571.N1	04-MAR-2007 18:19:31	Bright	39.500	144	18Del Cyg	2.8600	11000.	79	26190	No
191	GOM_NL__2PRFIN20070304_182139_000000432056_00084_26190_7572.N1	04-MAR-2007 18:21:39	Bright	43.000	5	3Alp Lyr	0.033000	11000.	86	26190	No
192	GOM_NL__2PRFIN20070304_182930_000000402056_00084_26190_7573.N1	04-MAR-2007 18:29:30	Bright	40.000	168	17Zet Aql	2.9860	11000.	80	26190	No
193	GOM_NL__2PRFIN20070304_183924_000000432056_00084_26190_7574.N1	04-MAR-2007 18:39:24	Dark	43.000	155	41Pi Sgr	2.9000	6600.0	86	26190	No
194	GOM_NL__2PRFIN20070304_184116_000000412056_00084_26190_7575.N1	04-MAR-2007 18:41:16	Dark	41.000	57	34Sig Sgr	2.0660	26000.	82	26190	No
195	GOM_NL__2PRFIN20070304_184427_000000462056_00084_26190_7576.N1	04-MAR-2007 18:44:27	Dark	45.500	38	20Eps Sgr	1.8360	11000.	91	26190	No
196	GOM_NL__2PRFIN20070304_184729_000000472056_00084_26190_7577.N1	04-MAR-2007 18:47:29	Dark	46.500	25	35Lam Sco	1.6200	28000.	93	26190	No
197	GOM_NL__2PRFIN20070304_185733_000000462056_00085_26191_7564.N1	04-MAR-2007 18:57:33	Dark	45.500	4	Alp1Cen	-0.010000	5800.0	91	26191	No
198	GOM_NL__2PRFIN20070304_185852_000000422056_00085_26191_7565.N1	04-MAR-2007 18:58:52	Dark	42.000	10	Bet Cen	0.61000	28000.	84	26191	No
199	GOM_NL__2PRFIN20070304_190044_000000422056_00085_26191_7566.N1	04-MAR-2007 19:00:44	Dark	41.500	77	Eps Cen	2.3030	28000.	83	26191	No
200	GOM_NL__2PRFIN20070304_190224_000000542056_00085_26191_7567.N1	04-MAR-2007 19:02:24	Dark	53.500	26	Gam Cru	1.6240	2900.0	107	26191	No
201	GOM_NL__2PRFIN20070304_190354_000000452056_00085_26191_7568.N1	04-MAR-2007 19:03:54	Dark	45.000	64	Gam Cen	2.2000	10600.	90	26191	No
202	GOM_NL__2PRFIN20070304_210545_000000392056_00086_26192_7572.N1	04-MAR-2007 21:05:45	Bright	39.000	22	32Alp Leo	1.3600	15200.	78	26192	No
203	GOM_NL__2PRFIN20070304_210816_000000422056_00086_26192_7573.N1	04-MAR-2007 21:08:16	Bright	42.000	51	41Gam1Leo	2.0100	4500.0	84	26192	No
204	GOM_NL__2PRFIN20070304_211656_000000432056_00086_26192_7574.N1	04-MAR-2007 21:16:56	Bright	43.000	174	52Psi UMa	3.0040	4400.0	86	26192	No
205	GOM_NL__2PRFIN20070304_211948_000000392056_00086_26192_7575.N1	04-MAR-2007 21:19:48	Bright	38.500	82	48Bet UMa	2.3650	10600.	77	26192	No
206	GOM_NL__2PRFIN20070304_212111_000000412056_00086_26192_7576.N1	04-MAR-2007 21:21:11	Bright	40.500	36	50Alp UMa	1.8000	6300.0	81	26192	No
207	GOM_NL__2PRFIN20070304_212823_000000412056_00086_26192_7577.N1	04-MAR-2007 21:28:23	Bright	41.000	60	7Bet UMi	2.0810	3950.0	82	26192	No
208	GOM_NL__2PRFIN20070304_213813_000000452056_00086_26192_7578.N1	04-MAR-2007 21:38:13	Bright	45.000	69	33Gam Dra	2.2310	3800.0	90	26192	No
209	GOM_NL__2PRFIN20070304_214043_000000352056_00086_26192_7579.N1	04-MAR-2007 21:40:43	Bright	35.000	144	18Del Cyg	2.8600	11000.	70	26192	No
210	GOM_NL__2PRFIN20070304_214251_000000462056_00086_26192_7580.N1	04-MAR-2007 21:42:51	Bright	46.000	5	3Alp Lyr	0.033000	11000.	92	26192	No
211	GOM_NL__2PRFIN20070304_215043_000000412056_00086_26192_7581.N1	04-MAR-2007 21:50:43	Bright	40.500	168	17Zet Aql	2.9860	11000.	81	26192	No
212	GOM_NL__2PRFIN20070304_220037_000000422056_00086_26192_7582.N1	04-MAR-2007 22:00:37	Dark	41.500	155	41Pi Sgr	2.9000	6600.0	83	26192	No
213	GOM_NL__2PRFIN20070304_220229_000000432056_00086_26192_7583.N1	04-MAR-2007 22:02:29	Dark	42.500	57	34Sig Sgr	2.0660	26000.	85	26192	No
214	GOM_NL__2PRFIN20070304_220541_000000442056_00086_26192_7584.N1	04-MAR-2007 22:05:41	Dark	43.500	38	20Eps Sgr	1.8360	11000.	87	26192	No
215	GOM_NL__2PRFIN20070304_220842_000000452056_00086_26192_7585.N1	04-MAR-2007 22:08:42	Dark	44.500	25	35Lam Sco	1.6200	28000.	89	26192	No
216	GOM_NL__2PRFIN20070304_221846_000000522056_00087_26193_7580.N1	04-MAR-2007 22:18:46	Dark	51.500	4	Alp1Cen	-0.010000	5800.0	103	26193	No
217	GOM_NL__2PRFIN20070304_222005_000000512056_00087_26193_7581.N1	04-MAR-2007 22:20:05	Dark	51.000	10	Bet Cen	0.61000	28000.	102	26193	No
218	GOM_NL__2PRFIN20070304_222157_000000432056_00087_26193_7582.N1	04-MAR-2007 22:21:57	Dark	42.500	77	Eps Cen	2.3030	28000.	85	26193	No
219	GOM_NL__2PRFIN20070304_222337_000000402056_00087_26193_7583.N1	04-MAR-2007 22:23:37	Dark	39.500	26	Gam Cru	1.6240	2900.0	79	26193	No

220	GOM_NL__2PRFIN20070304_222507_000000442056_00087_26193_7584.N1	04-MAR-2007 22:25:07	Dark	43.500	64	Gam Cen	2.2000	10600.	87	26193	No
221	GOM_NL__2PRFIN20070304_224621_000000412056_00087_26193_7585.N1	04-MAR-2007 22:46:21	Bright	41.000	22	32Alp Leo	1.3600	15200.	82	26193	No
222	GOM_NL__2PRFIN20070304_224852_000000422056_00087_26193_7586.N1	04-MAR-2007 22:48:52	Bright	41.500	51	41Gam1Leo	2.0100	4500.0	83	26193	No
223	GOM_NL__2PRFIN20070304_225731_000000422056_00087_26193_7587.N1	04-MAR-2007 22:57:31	Bright	42.000	174	52Psi UMa	3.0040	4400.0	84	26193	No
224	GOM_NL__2PRFIN20070304_230024_000000392056_00087_26193_7588.N1	04-MAR-2007 23:00:24	Bright	38.500	82	48Bet UMa	2.3650	10600.	77	26193	No
225	GOM_NL__2PRFIN20070304_230146_000000392056_00087_26193_7589.N1	04-MAR-2007 23:01:46	Bright	38.500	36	50Alp UMa	1.8000	6300.0	77	26193	No
226	GOM_NL__2PRFIN20070304_230859_000000382056_00087_26193_7590.N1	04-MAR-2007 23:08:59	Bright	37.500	60	7Bet UMi	2.0810	3950.0	75	26193	No
227	GOM_NL__2PRFIN20070304_231849_000000472056_00087_26193_7591.N1	04-MAR-2007 23:18:49	Bright	46.500	69	33Gam Dra	2.2310	3800.0	93	26193	No
228	GOM_NL__2PRFIN20070304_232119_000000372056_00087_26193_7592.N1	04-MAR-2007 23:21:19	Bright	36.500	144	18Del Cyg	2.8600	11000.	73	26193	No
229	GOM_NL__2PRFIN20070304_232327_000000422056_00087_26193_7593.N1	04-MAR-2007 23:23:27	Bright	41.500	5	3Alp Lyr	0.033000	11000.	83	26193	No
230	GOM_NL__2PRFIN20070304_233119_000000402056_00087_26193_7594.N1	04-MAR-2007 23:31:19	Bright	40.000	168	17Zet Aql	2.9860	11000.	80	26193	No
231	GOM_NL__2PRFIN20070304_234114_000000412056_00087_26193_7595.N1	04-MAR-2007 23:41:14	Dark	41.000	155	41Pi Sgr	2.9000	6600.0	82	26193	No
232	GOM_NL__2PRFIN20070304_234306_000000422056_00087_26193_7596.N1	04-MAR-2007 23:43:06	Dark	42.000	57	34Sig Sgr	2.0660	26000.	84	26193	No
233	GOM_NL__2PRFIN20070304_234617_000000422056_00087_26193_7597.N1	04-MAR-2007 23:46:17	Dark	41.500	38	20Eps Sgr	1.8360	11000.	83	26193	No
234	GOM_NL__2PRFIN20070304_234919_000000502056_00087_26193_7598.N1	04-MAR-2007 23:49:19	Dark	50.000	25	35Lam Sco	1.6200	28000.	100	26193	No
235	GOM_NL__2PRFIN20070304_235923_000000482056_00088_26194_7609.N1	04-MAR-2007 23:59:23	Dark	48.000	4	Alp1Cen	-0.010000	5800.0	96	26194	No

### 3. Quality information per product

In this section it is plotted some information contained in the Quality Summary data set of the level 2 products. Only products in dark limb conditions and without errors (error flag in the MPH set to "0") are used.

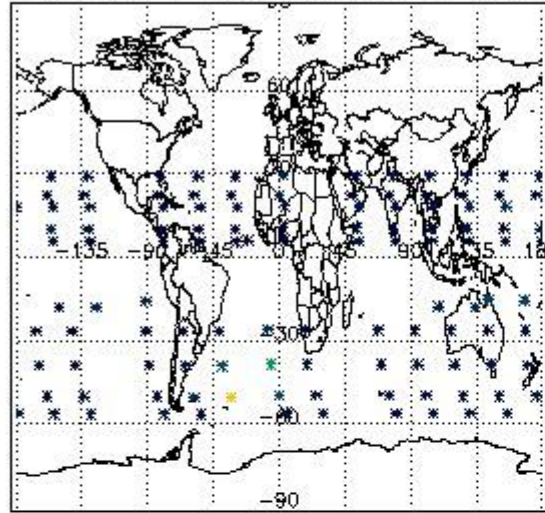
#### 3.1 Plot quality information per product (time dependant)



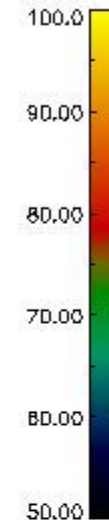
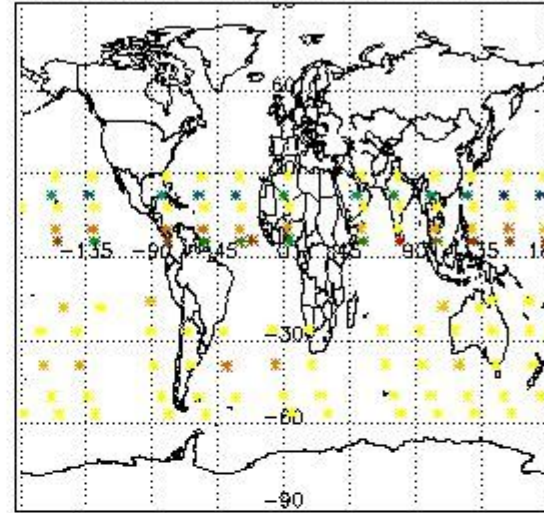


### 3.2 Plot quality information per product (world map)

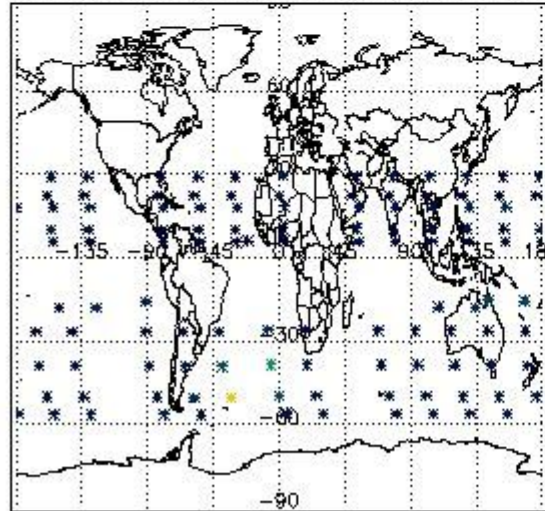
Percentage of flagged data per O3 profile



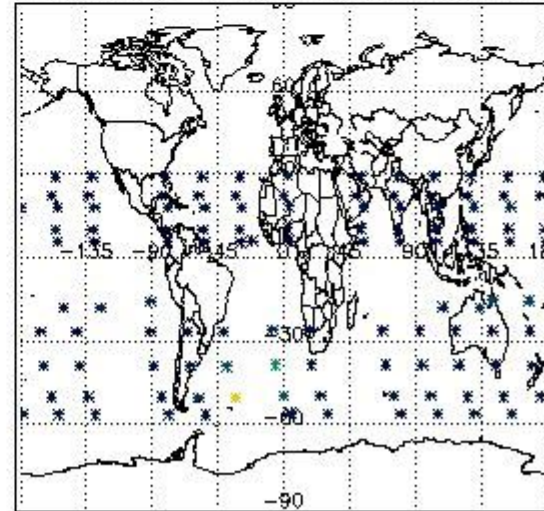
Percentage of flagged data per H2O profile



Percentage of flagged data per NO2 profile



Percentage of flagged data per NO3 profile

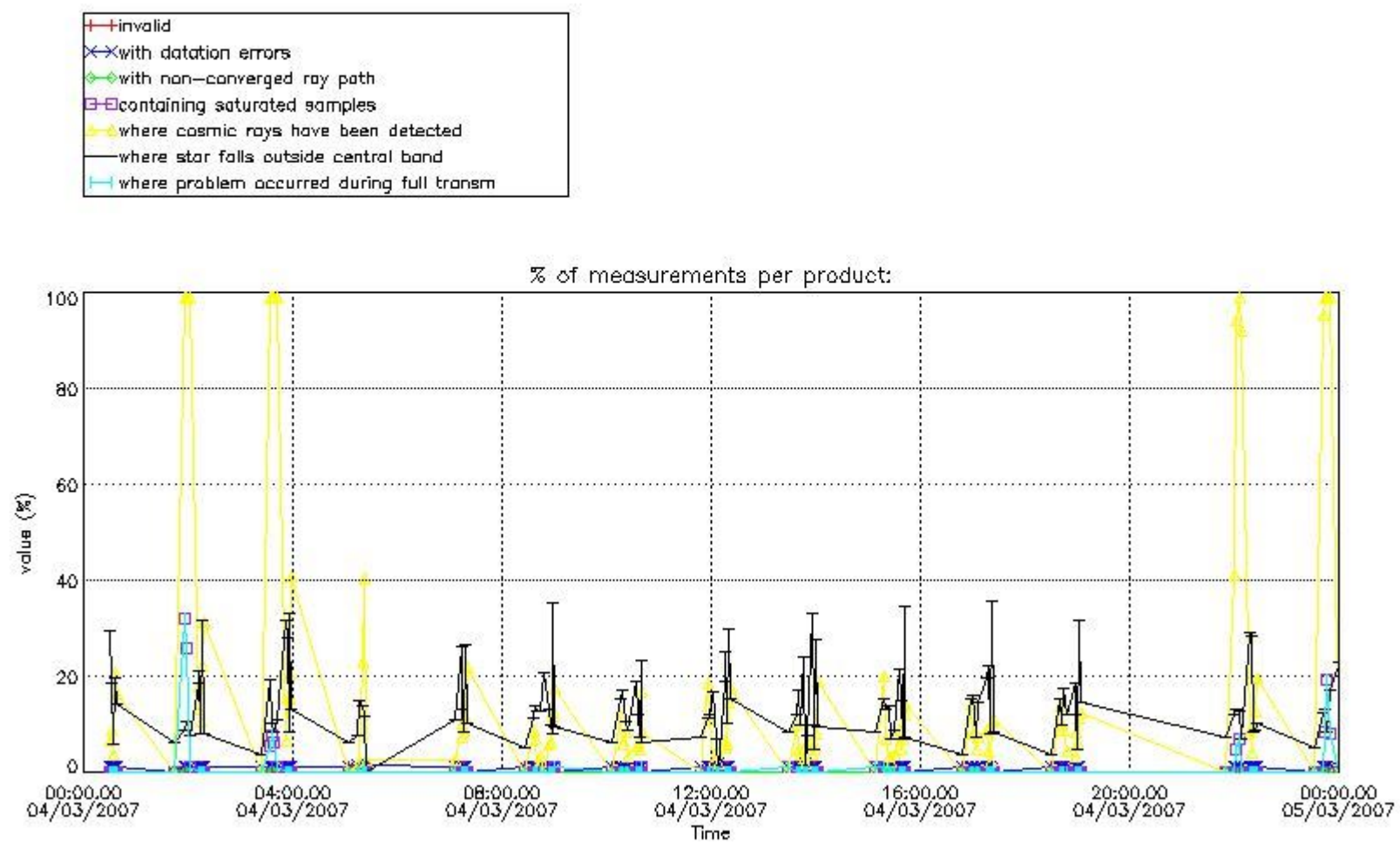


### 4. Level 1 quality information per product

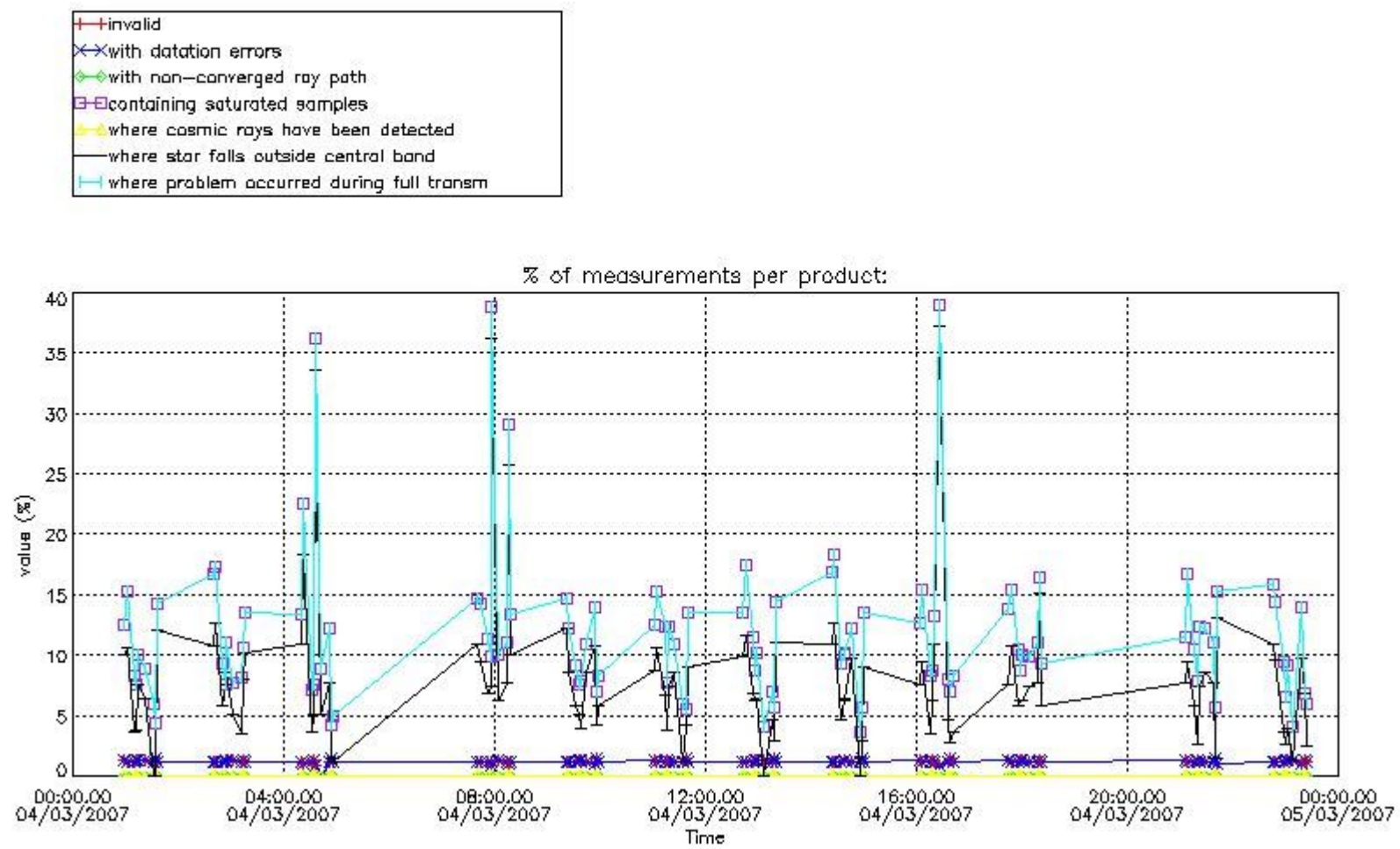
In this section it is plotted some information contained in the Quality Summary data set of the level 2 products that comes from the level 1b processing. Products without errors (error flag in the MPH set to "0") are used.

#### 4.1 Plot quality information per product (time dependant) coming from level 1b processing

##### 4.1.1 Plot level 1 quality information per product (time dependant): ENVISAT ASCENDING passes



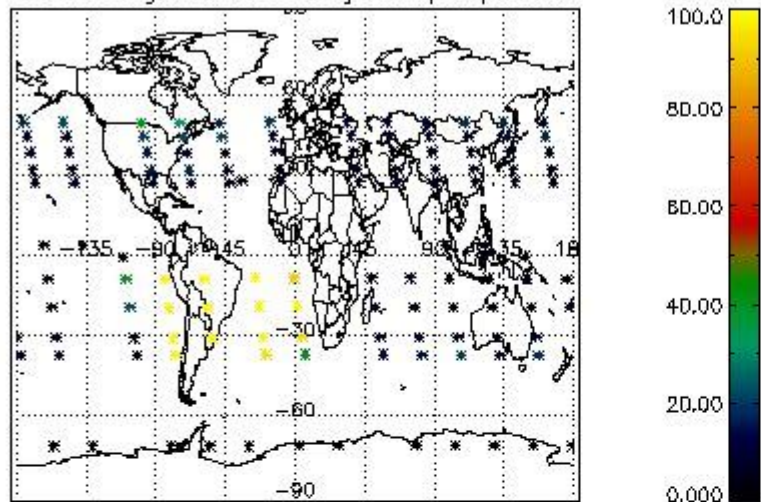
4.1.2 Plot level 1 quality information per product (time dependant): ENVI SAT DESCENDING passes



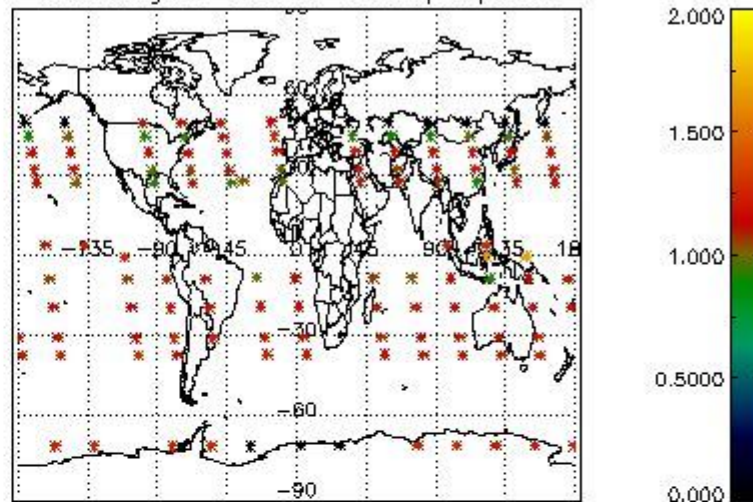
*4.2 Plot quality information per product coming from level 1b processing (world map)*

*4.2.1 Plot level 1 quality information per product (world map): ENVISAT ASCENDING passes*

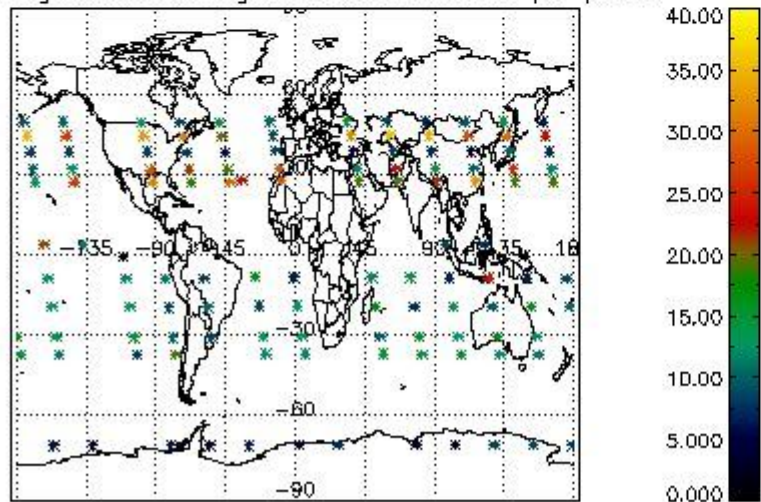
Percentage of cosmic ray hits per profile



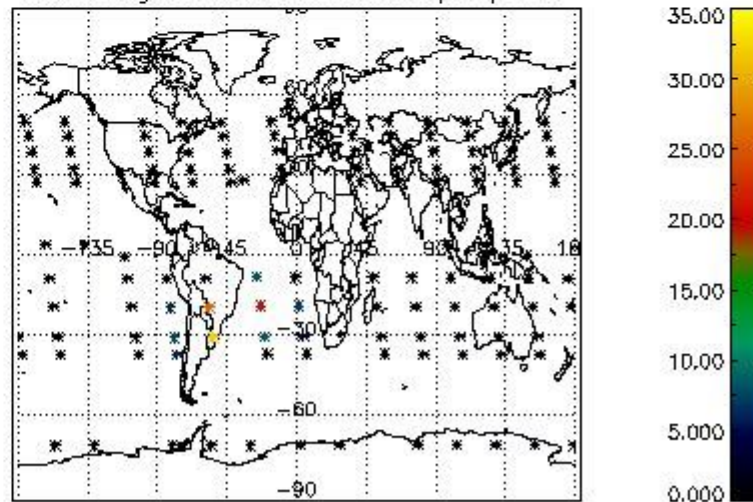
Percentage of datation errors per profile



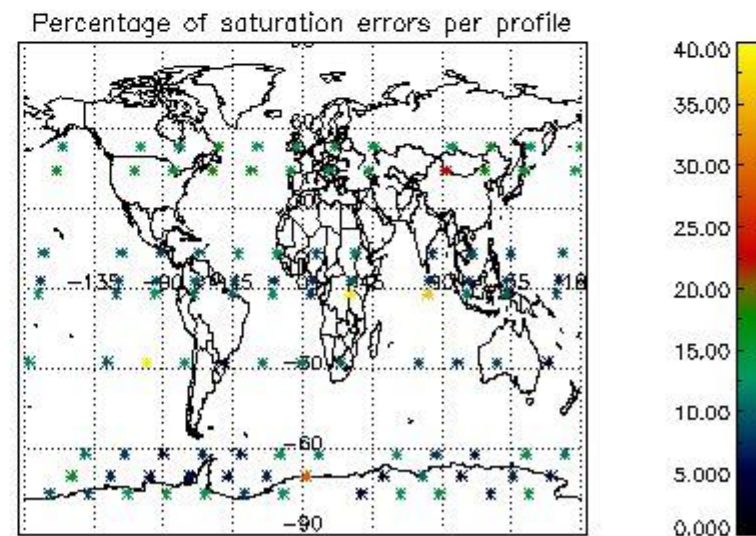
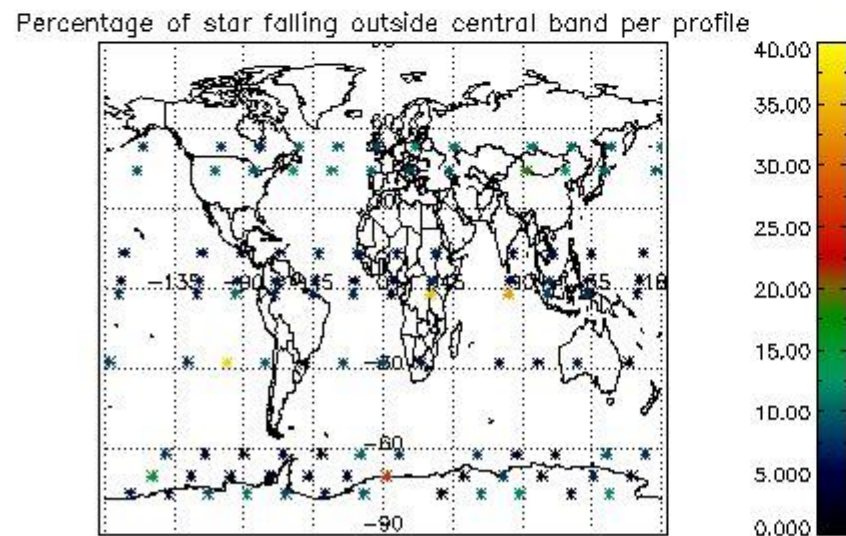
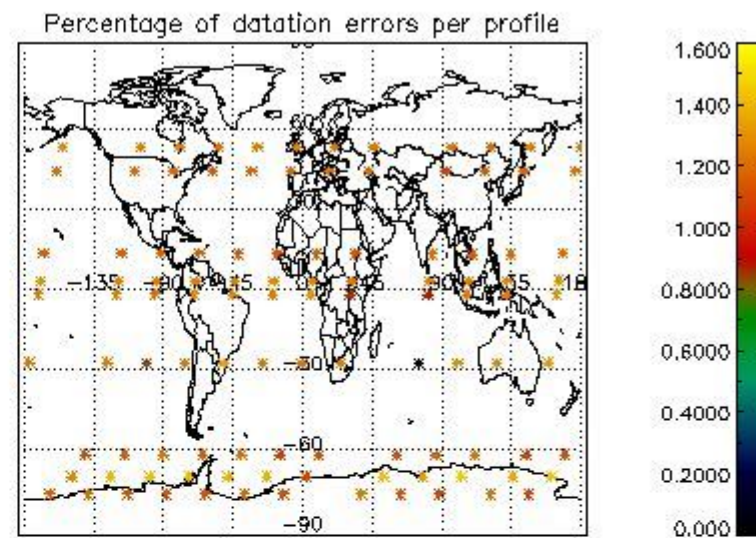
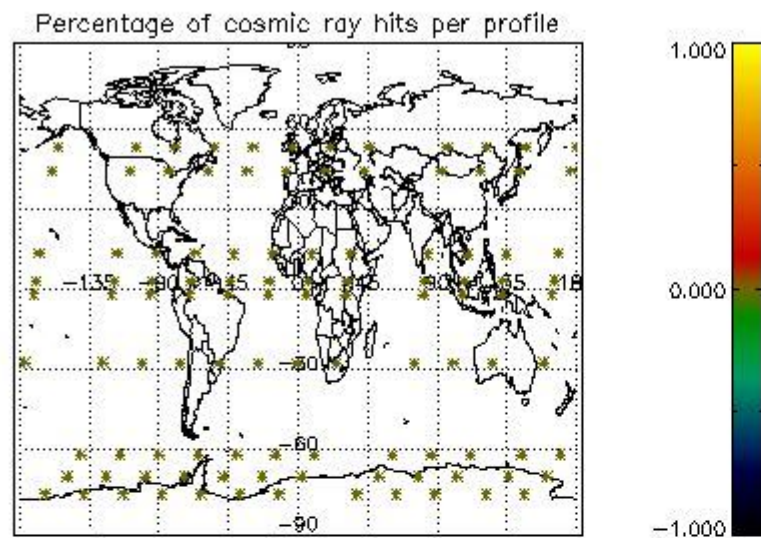
Percentage of star falling outside central band per profile



Percentage of saturation errors per profile



4.2.2 Plot level 1 quality information per product (world map): ENVISAT DESCENDING passes



## 5. Trace gas profiles

### 5.1 Ozone statistics based on quality of products

The final quality of the products can be "measured" using the STD (Standard Deviation) attached to every point profile. This information is written to the parameter GOM\_NL\_\_2P/NL\_LOCAL\_SPECIES\_DENSITY/o3\_std of the level 2 products. The table below shows the statistics for given STD ranges.

The statistics are given with respect to the overall valid production:

- Products without fatal errors: GOM\_NL\_\_2P/MPH/PRODUCT\_ERR=0
- Valid point profile: GOM\_NL\_\_2P/NL\_LOCAL\_SPECIES\_DENSITY/pcd(0)=0

The 'Criteria' is applied to valid points of dark limb products:

- Products in dark limb illumination condition: GOM\_NL\_\_2P/NL\_SUMMARY\_QUALITY/obs\_ill\_cond=0
- Products without fatal errors: GOM\_NL\_\_2P/MPH/PRODUCT\_ERR=0
- Valid point profile: GOM\_NL\_\_2P/NL\_LOCAL\_SPECIES\_DENSITY/pcd(0)=0

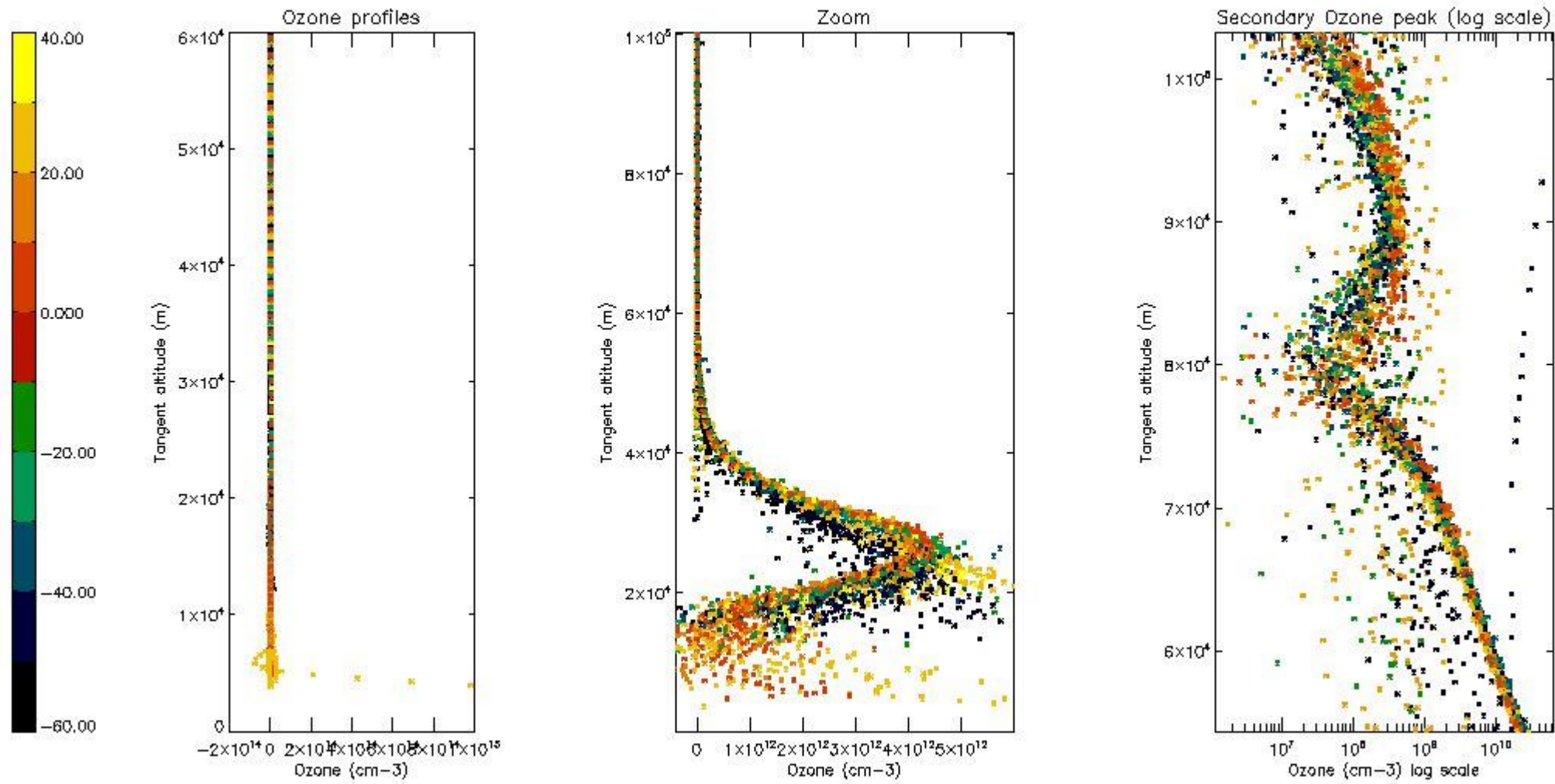
So, the table below shows the percentage of dark limb and valid observations for each criteria with respect to the overall valid daily observations.

Criteria	% of total production
All STD	52
STD < 20	29

STD < 10	23
STD < 5	18

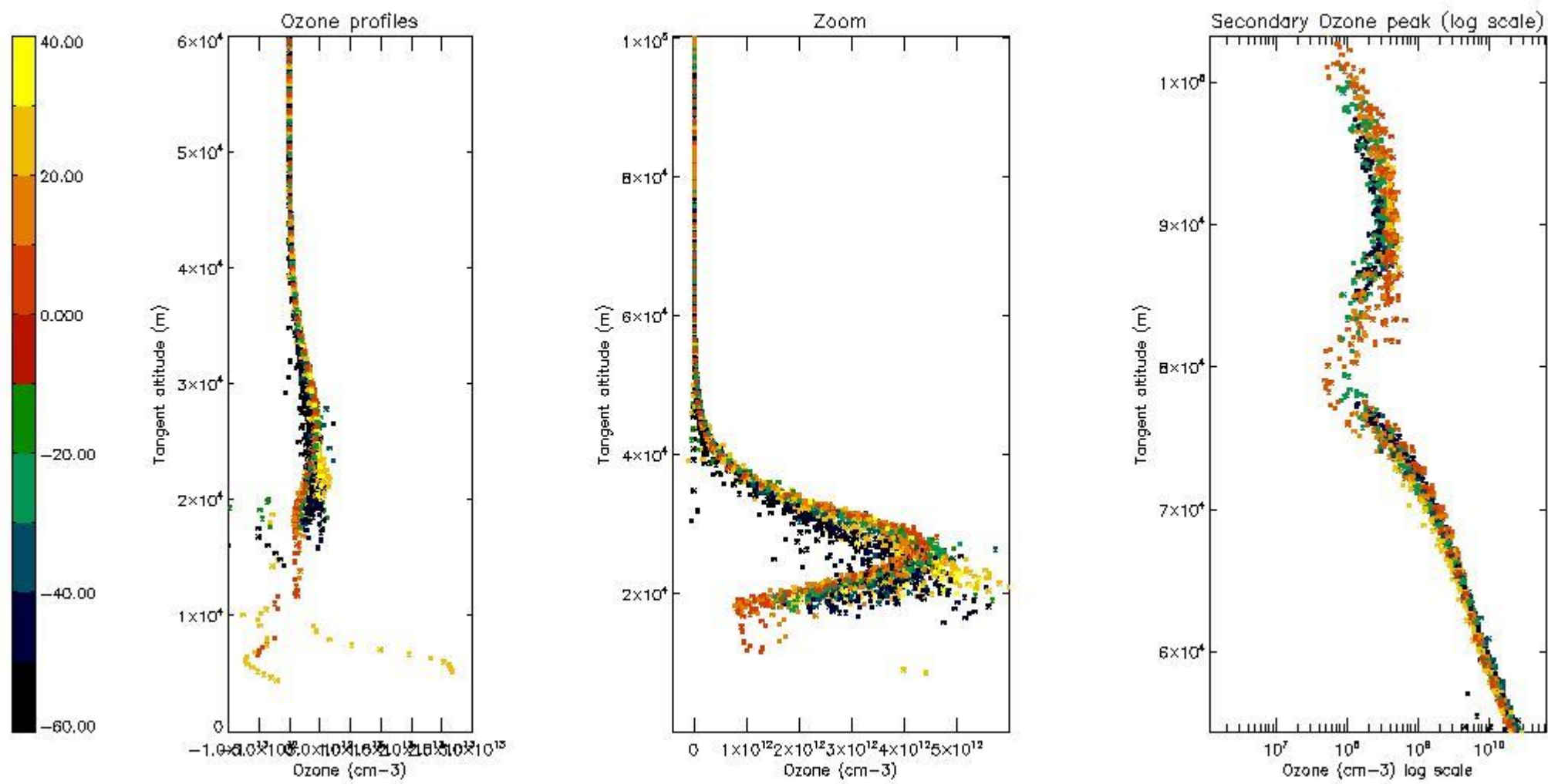
5.2 Plot ozone profiles for all STD (dark without errors)

The colorbar represents the latitude.



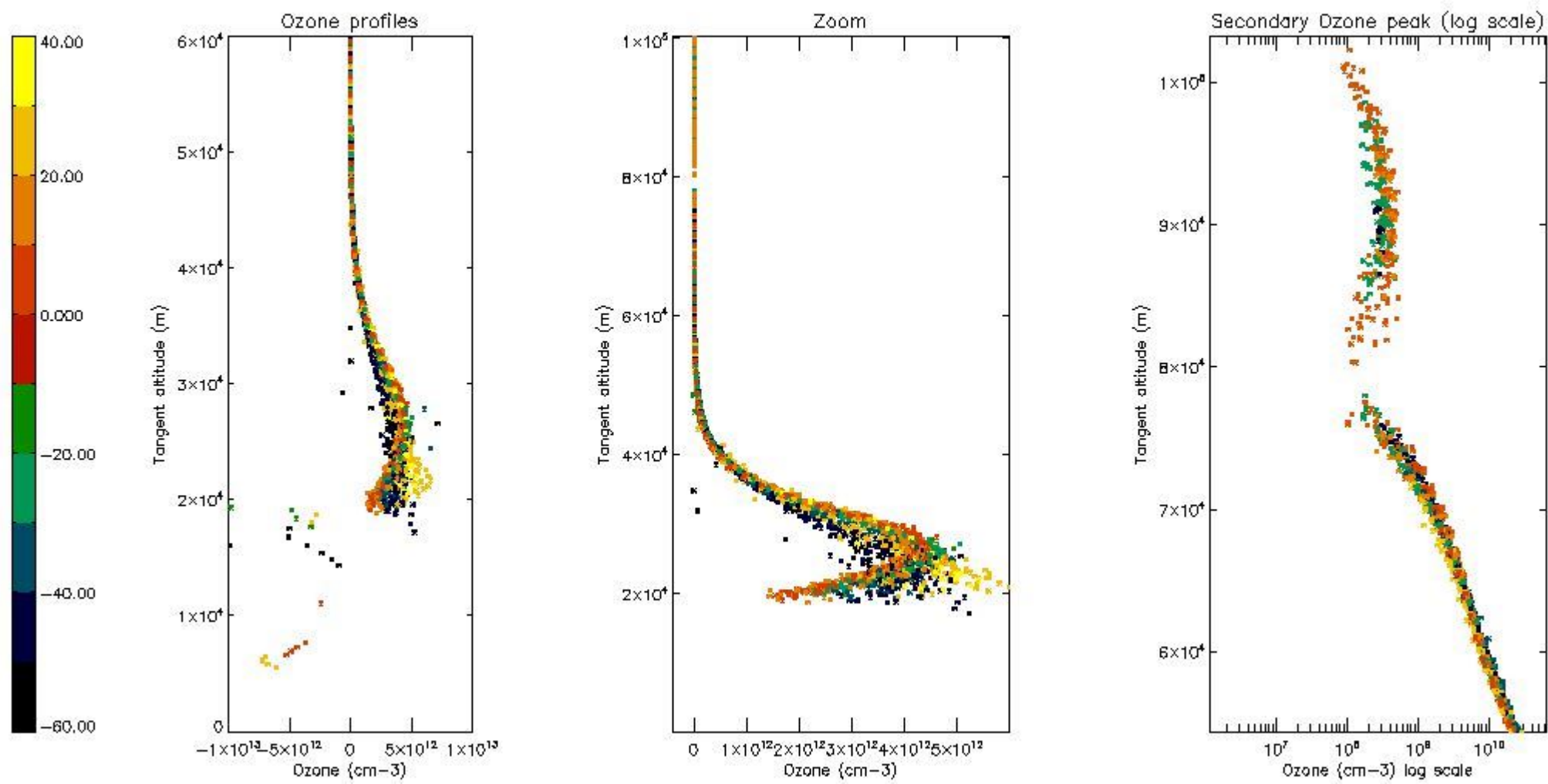
5.3 Plot ozone profiles where STD < 20% (dark without errors)

The colorbar represents the latitude.



*5.4 Plot ozone profiles where STD < 10% (dark without errors)*

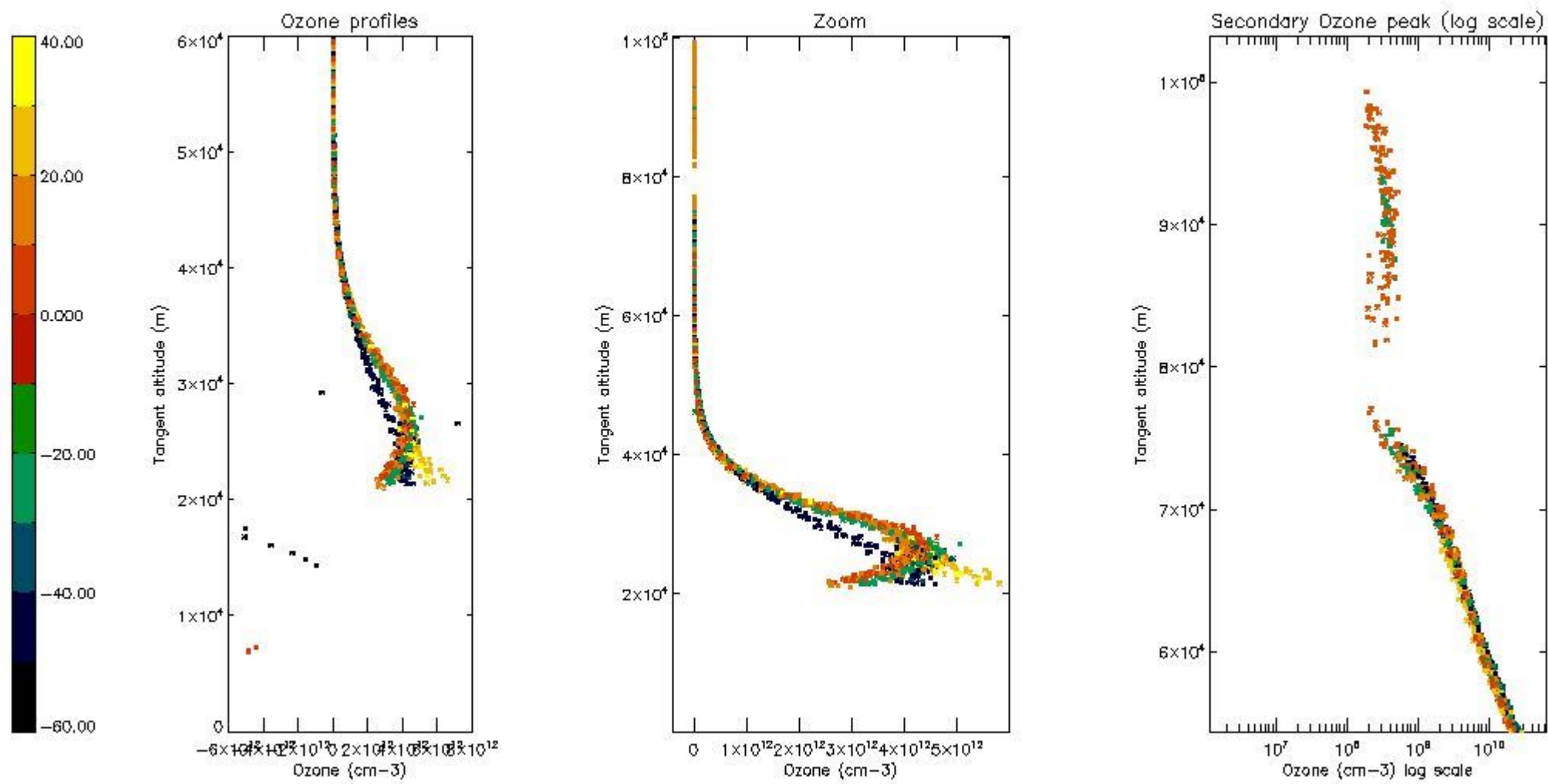
The colorbar represents the latitude.



*5.5 Plot ozone profiles where STD < 5% (dark without errors)*

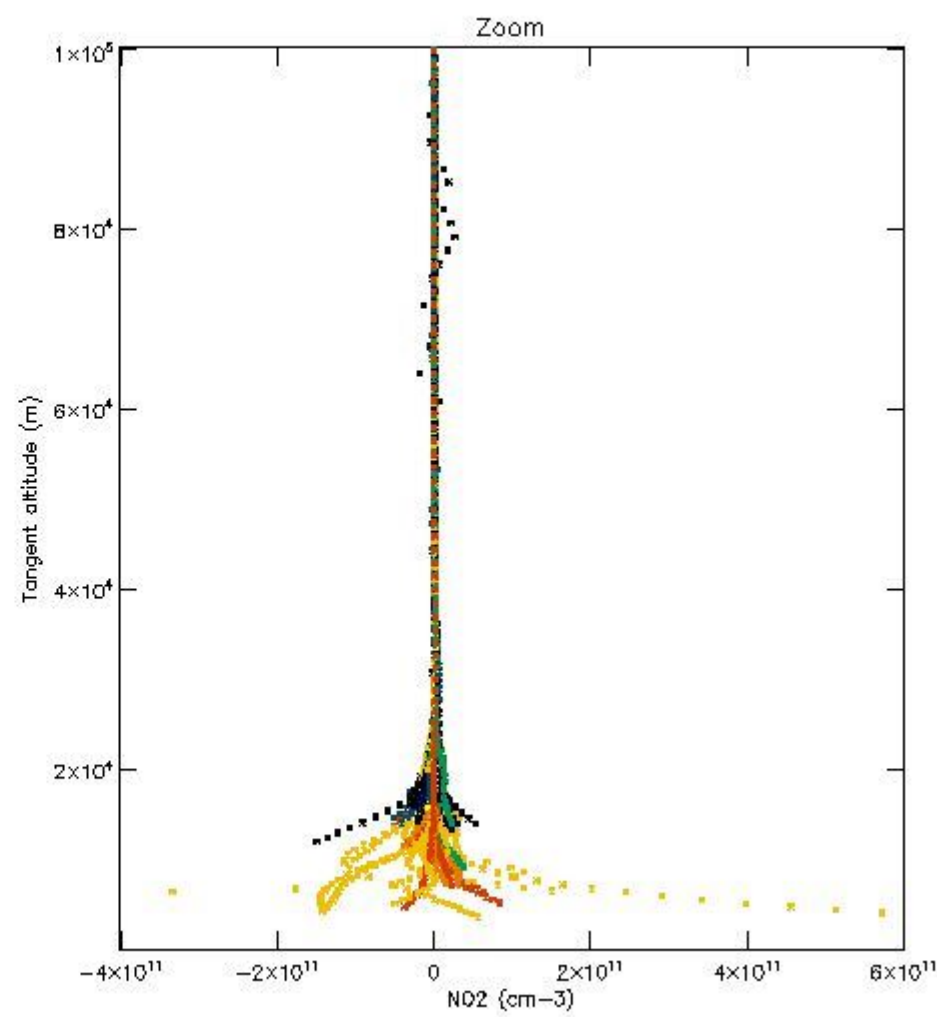
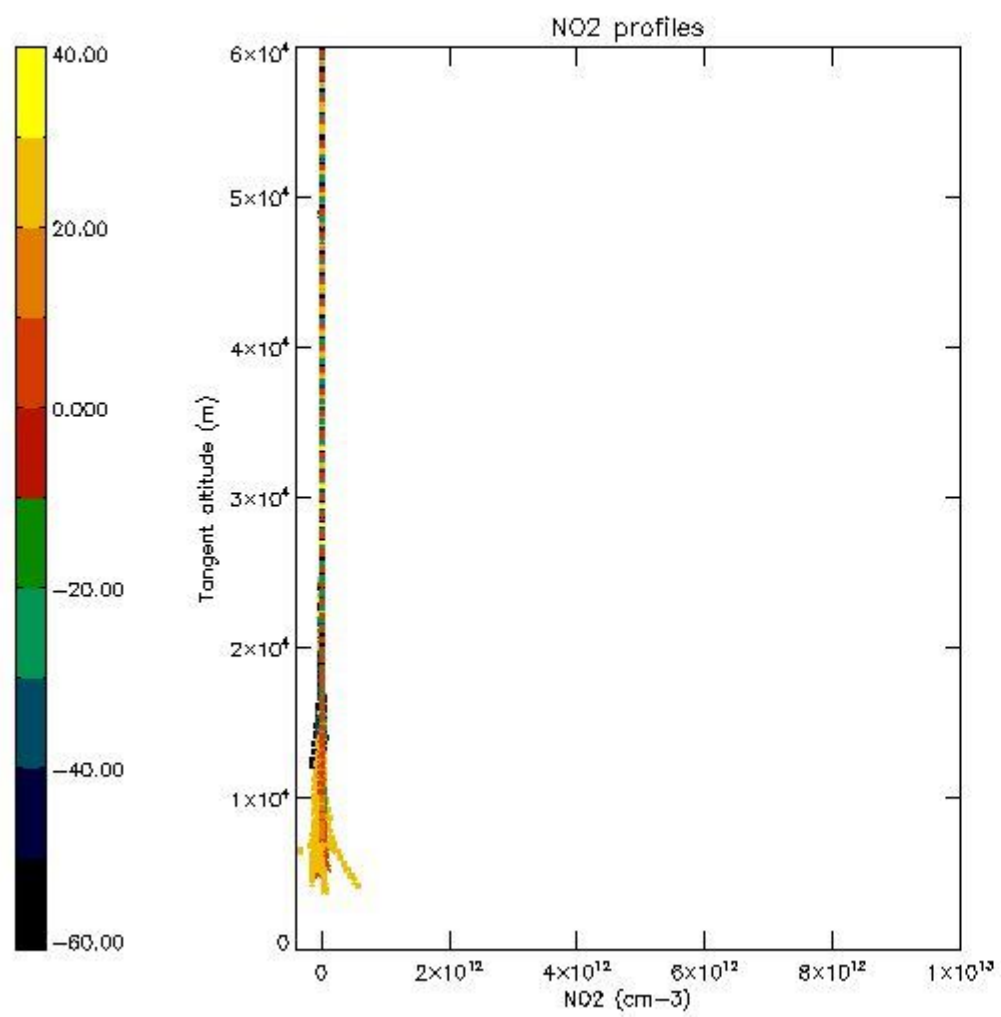
The colorbar represents the latitude.





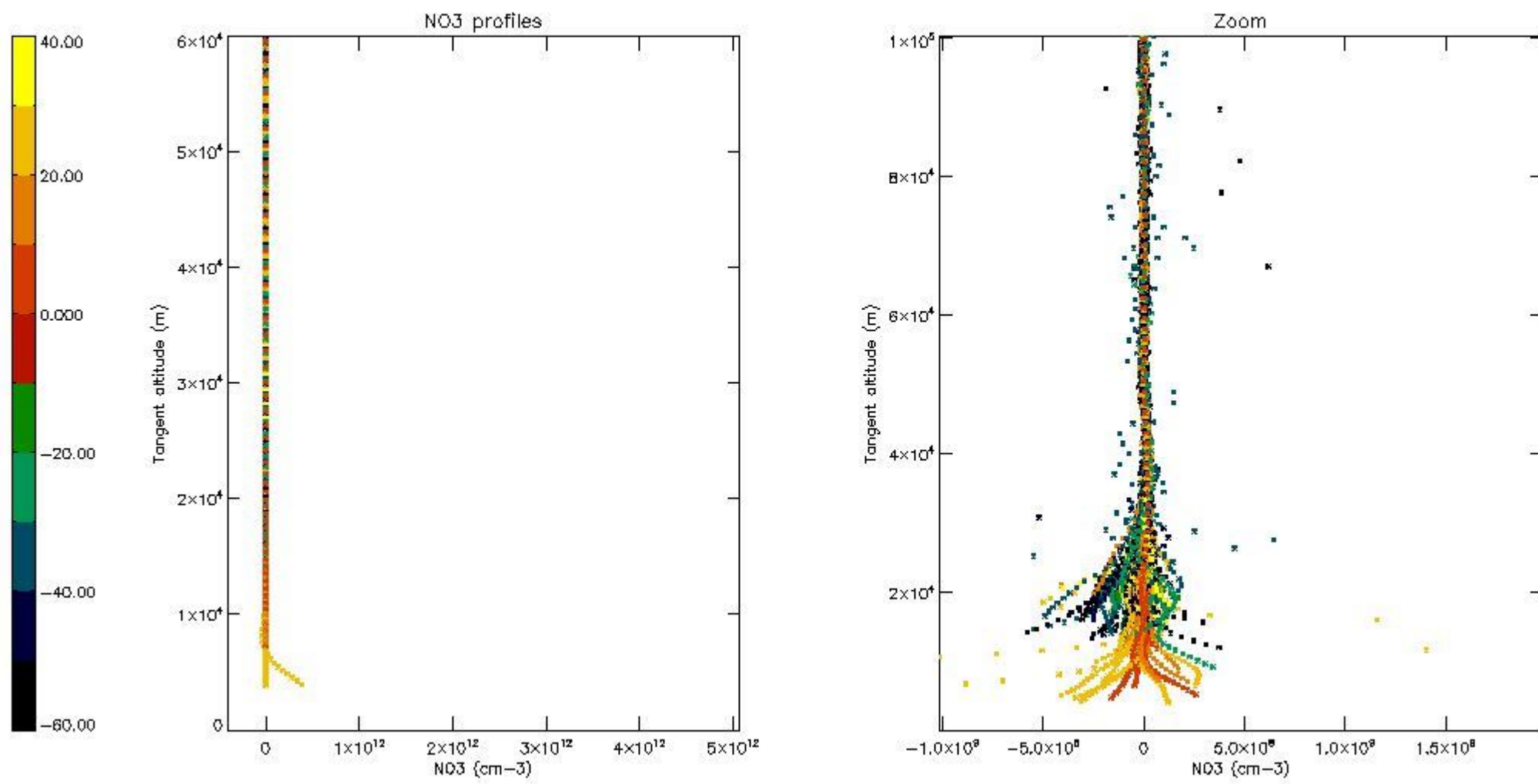
*5.6 Plot NO<sub>2</sub> profiles for all STD (dark without errors)*

The colorbar represents the latitude.



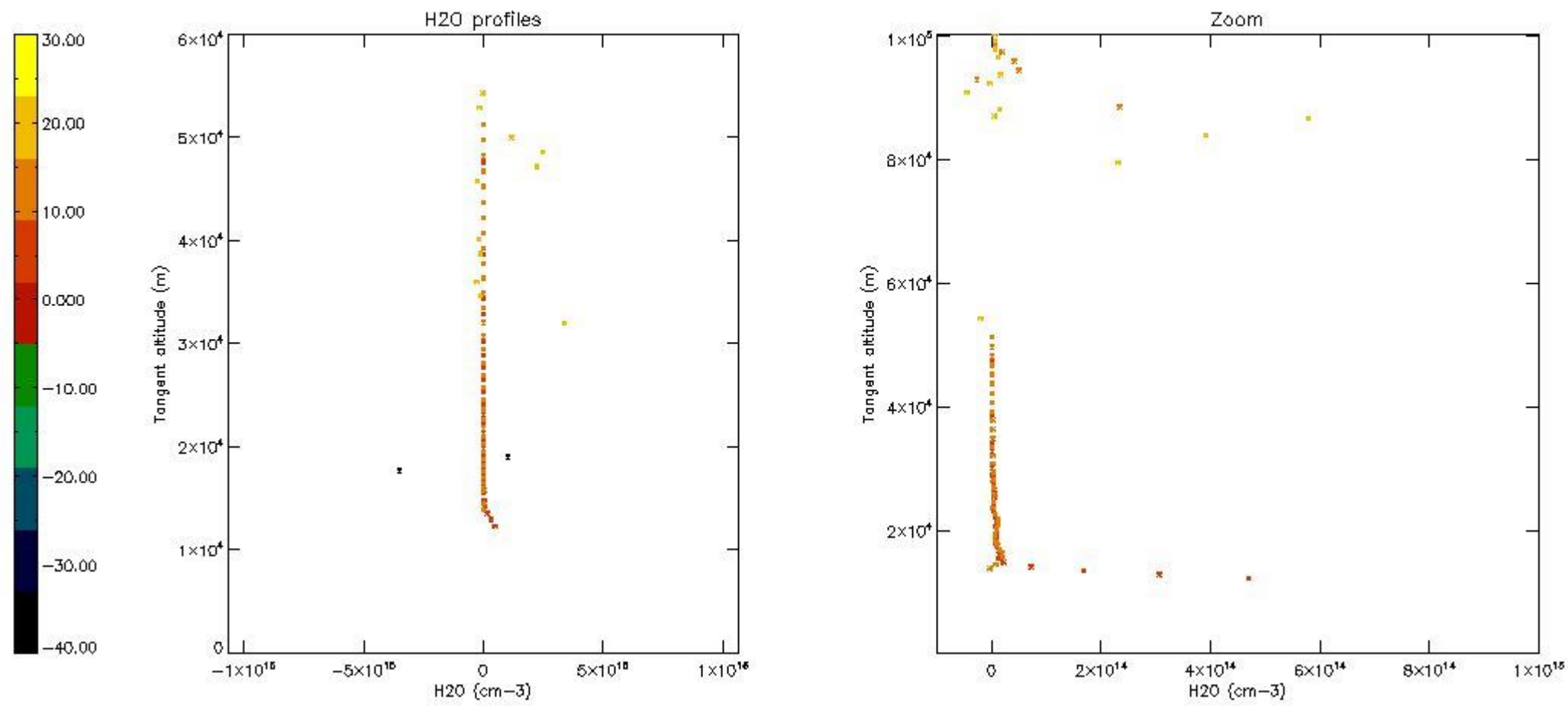
*5.7 Plot NO3 profiles for all STD (dark without errors)*

The colorbar represents the latitude.



5.8 Plot H2O profiles for all STD (only for occultations of stars 1,2,3,4,13,14,16,26,63 dark without errors)

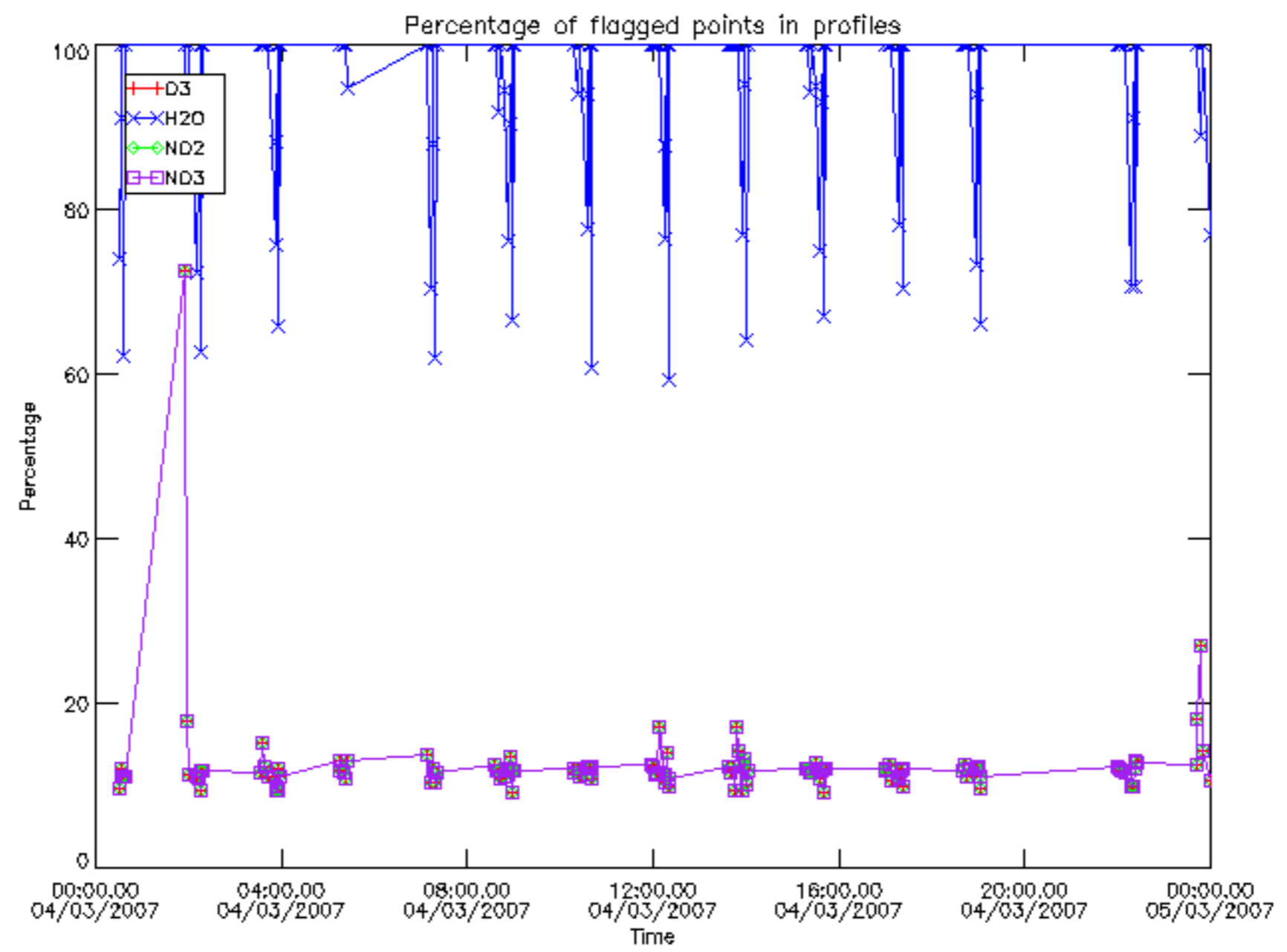
The colorbar represents the latitude.



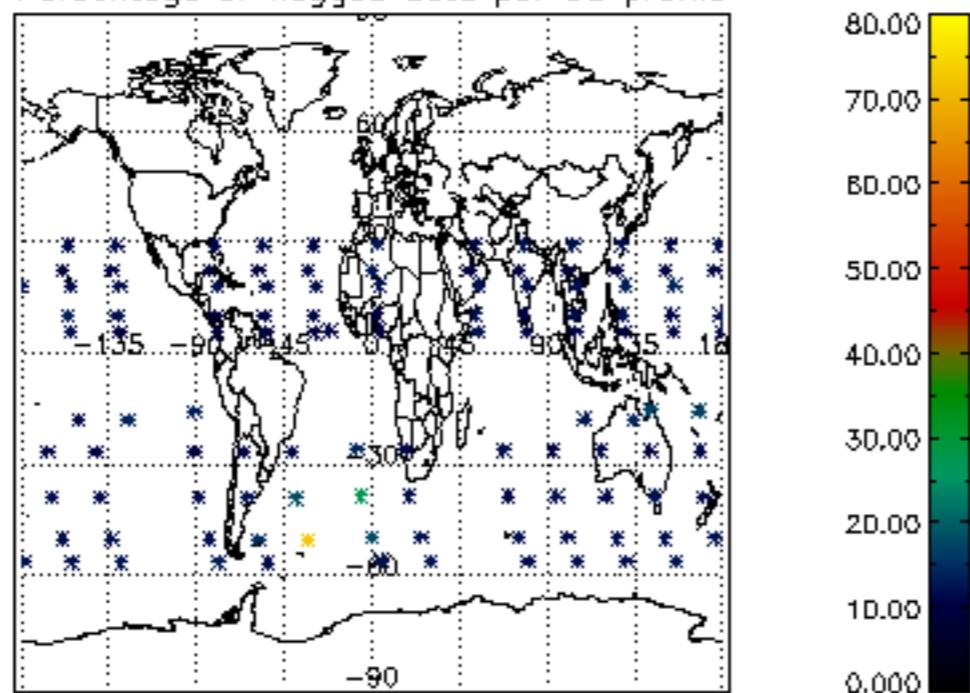
## 6. Auxiliary Data Files used for the production reported in section 2

The number reported in the third column indicates since which file (see list in section 2) the corresponding auxiliary file has been used. The fourth column is the date of those product files.

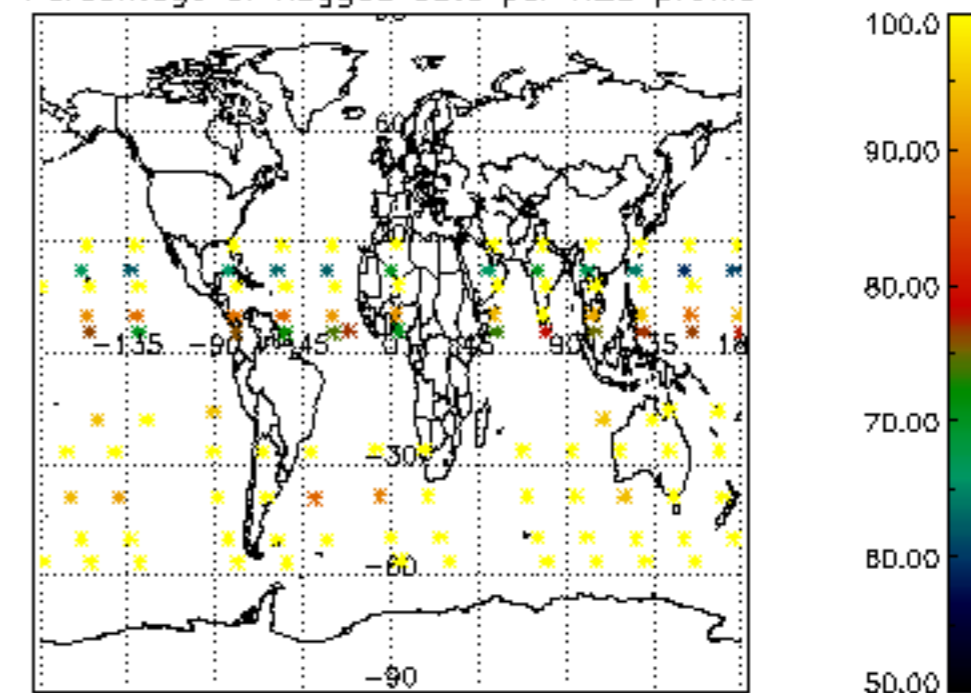
Type	Auxiliary Filename	Used since product	Used since product date
INST_PHYS_CHARACTERISTICS	GOM_INS_AXVIEC20091111_143220_20030716_120000_20500101_000000	1	04-MAR-2007 00:30:51
LEVEL-2_PROC_CONFIG	GOM_PR2_AXVIEC20091111_152718_20020301_000000_20500101_000000	1	04-MAR-2007 00:30:51
CROSS_SECTIONS_FILE	GOM_CRS_AXVIEC20091111_154832_20020301_000000_20500101_000000	1	04-MAR-2007 00:30:51



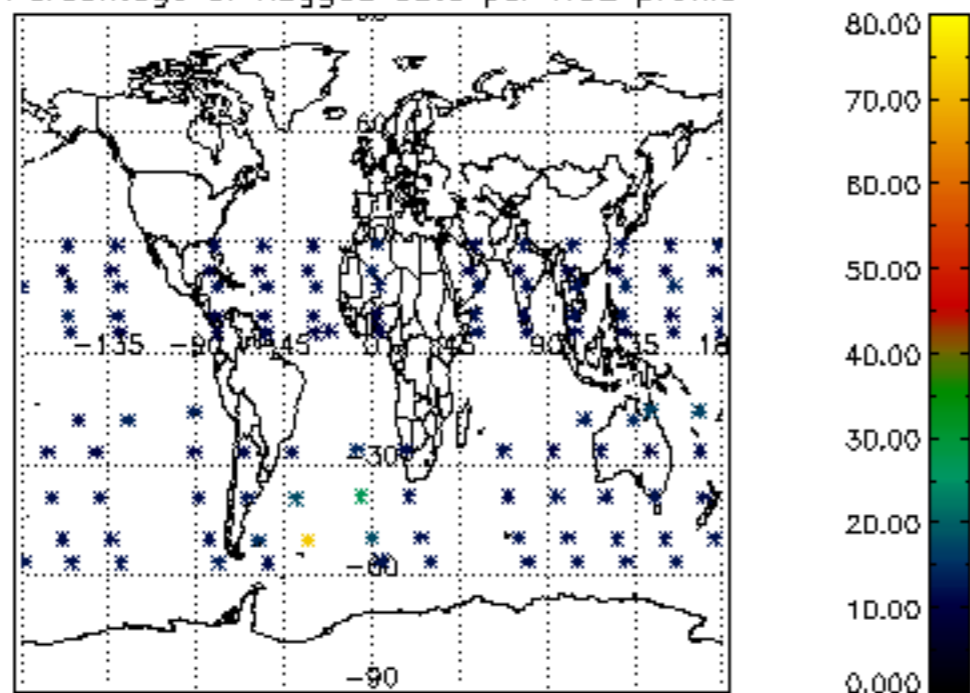
Percentage of flagged data per D3 profile



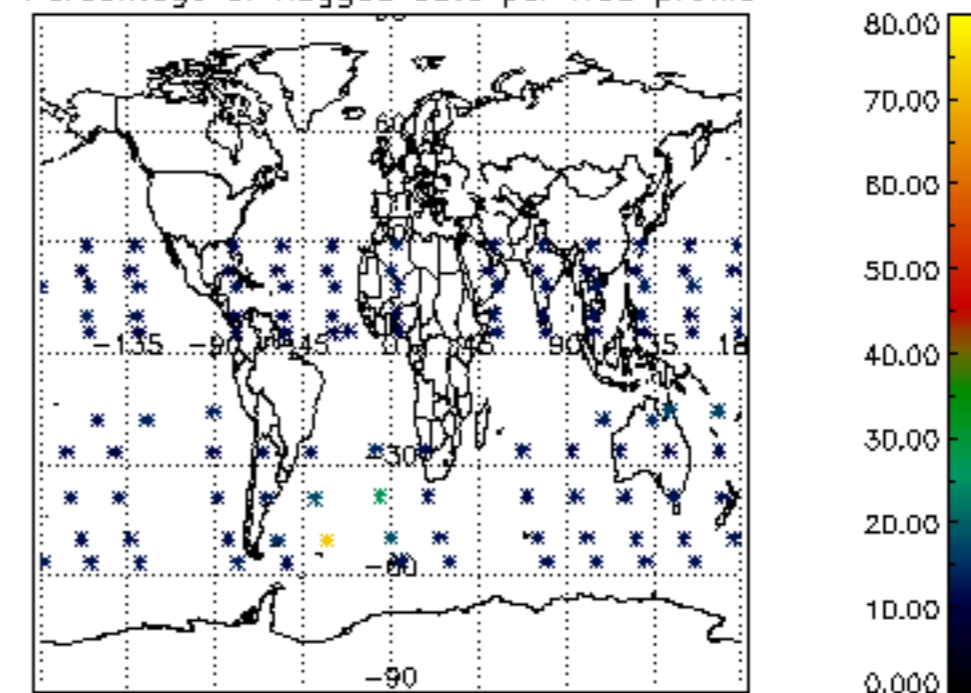
Percentage of flagged data per H2O profile

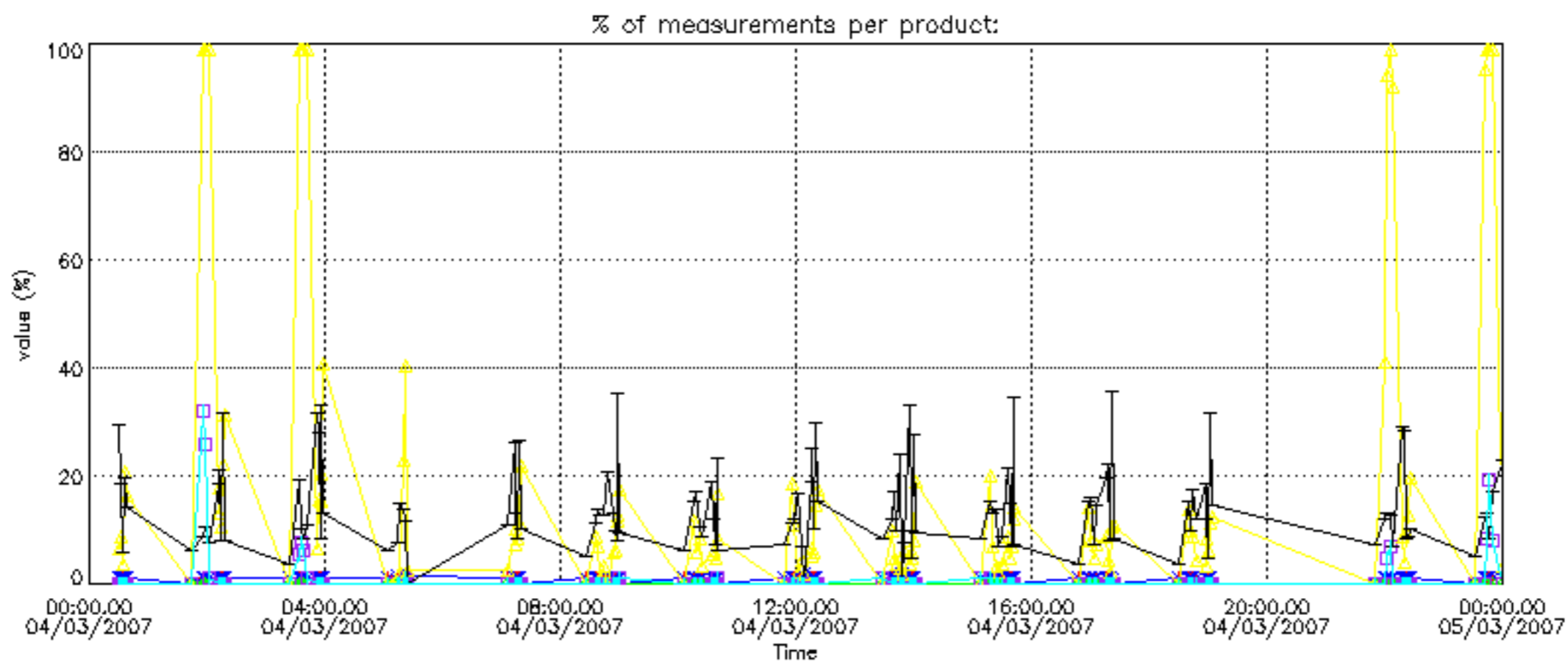
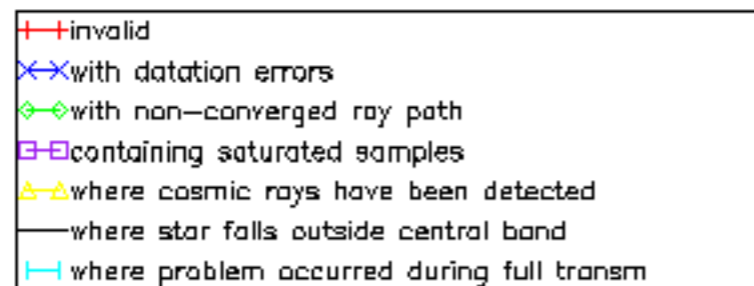


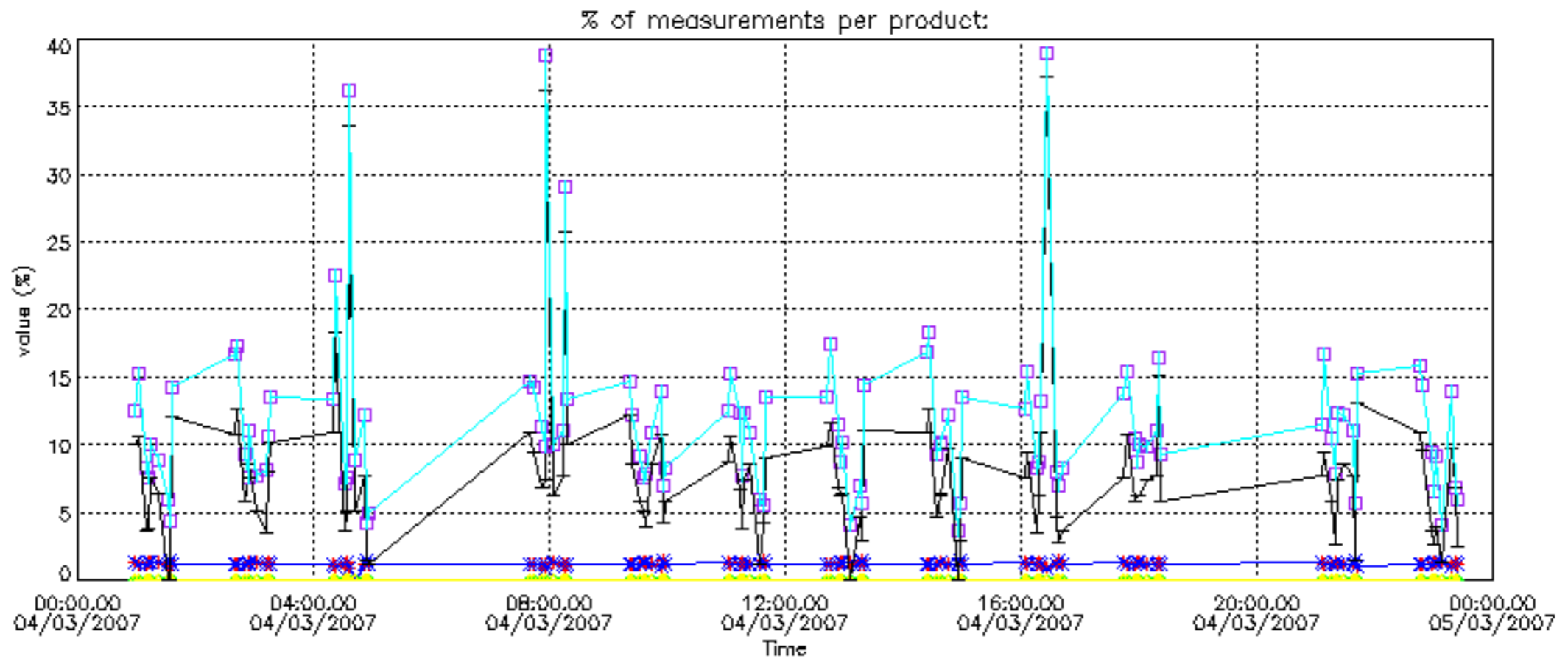
Percentage of flagged data per NO2 profile



Percentage of flagged data per NO3 profile

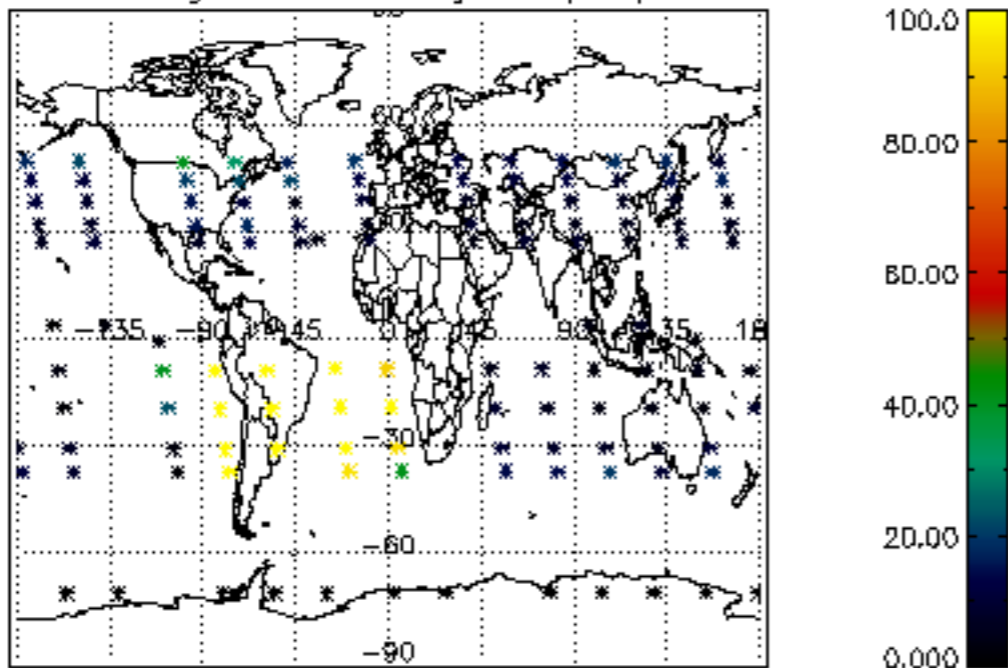




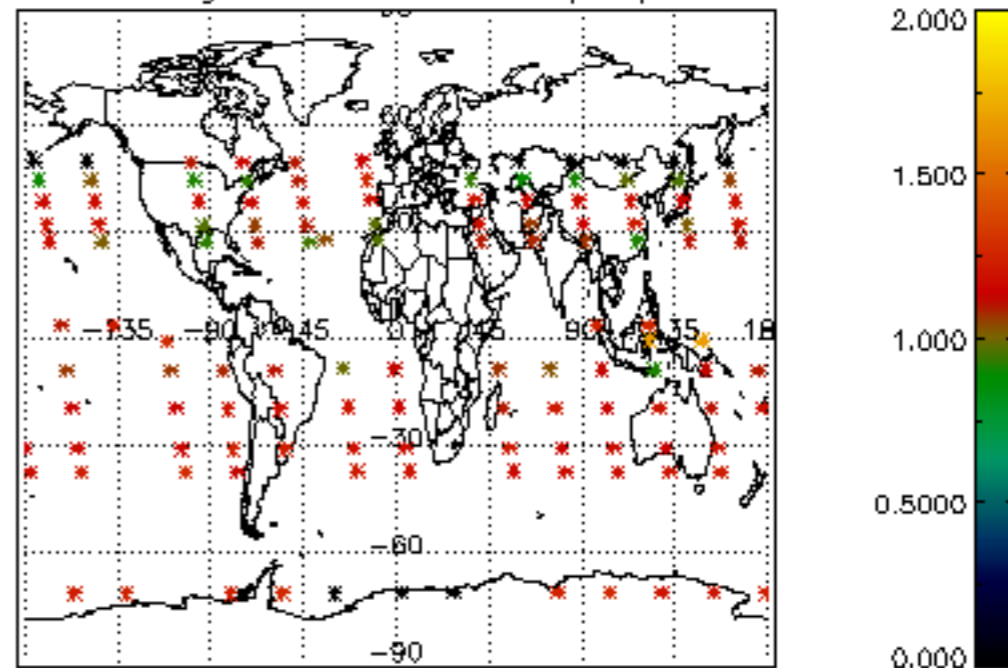




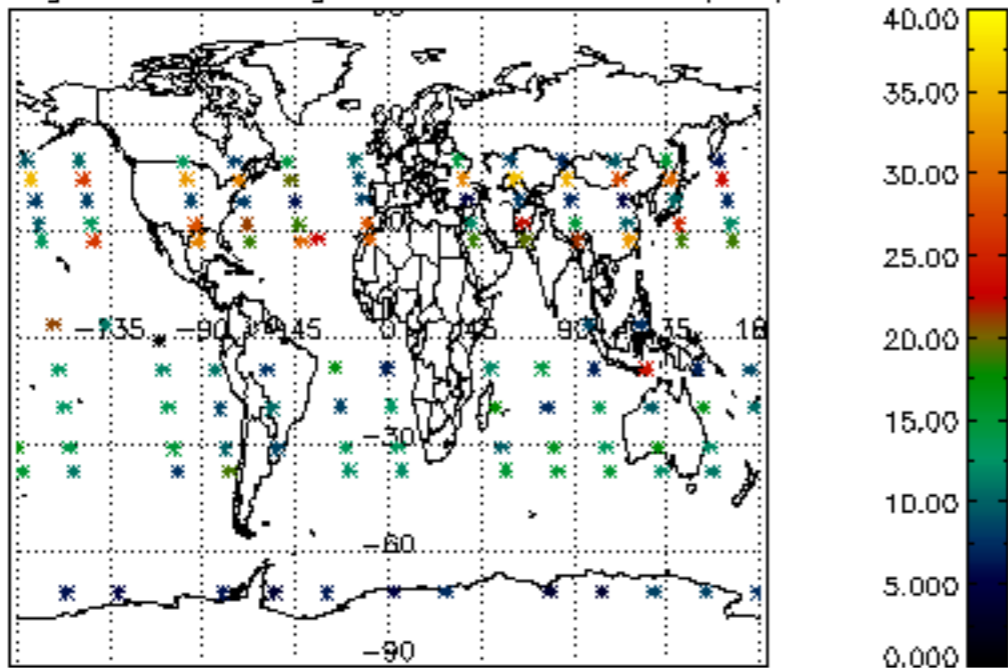
Percentage of cosmic ray hits per profile



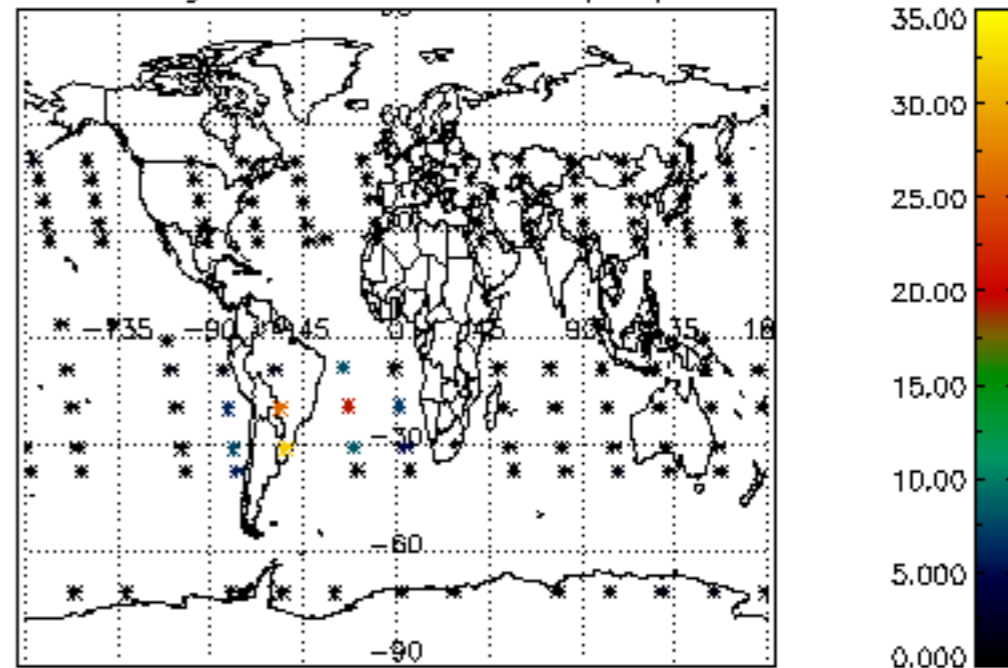
Percentage of datation errors per profile



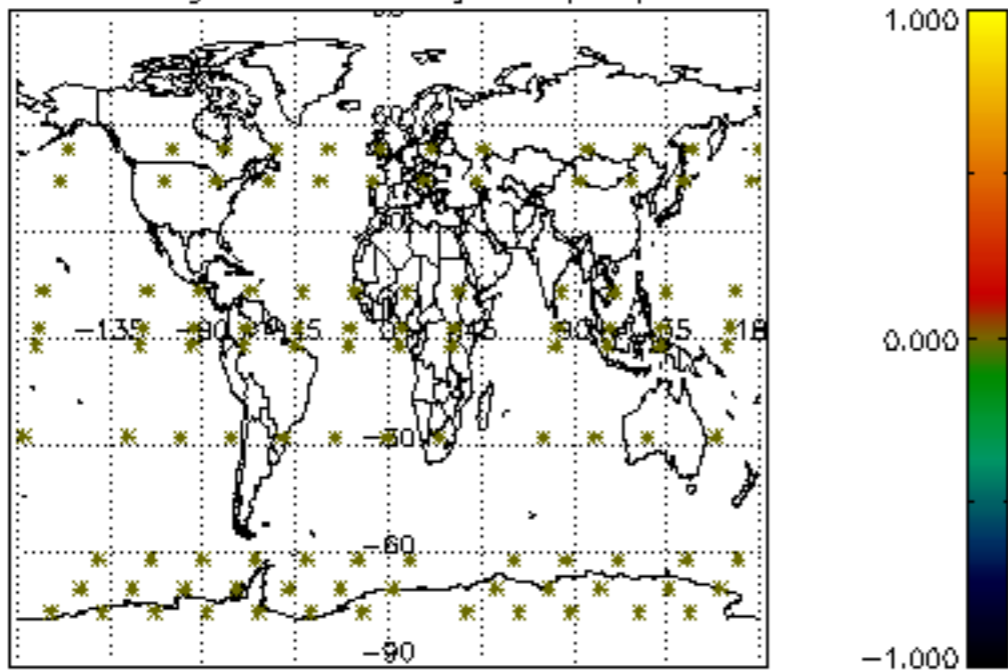
Percentage of star falling outside central band per profile



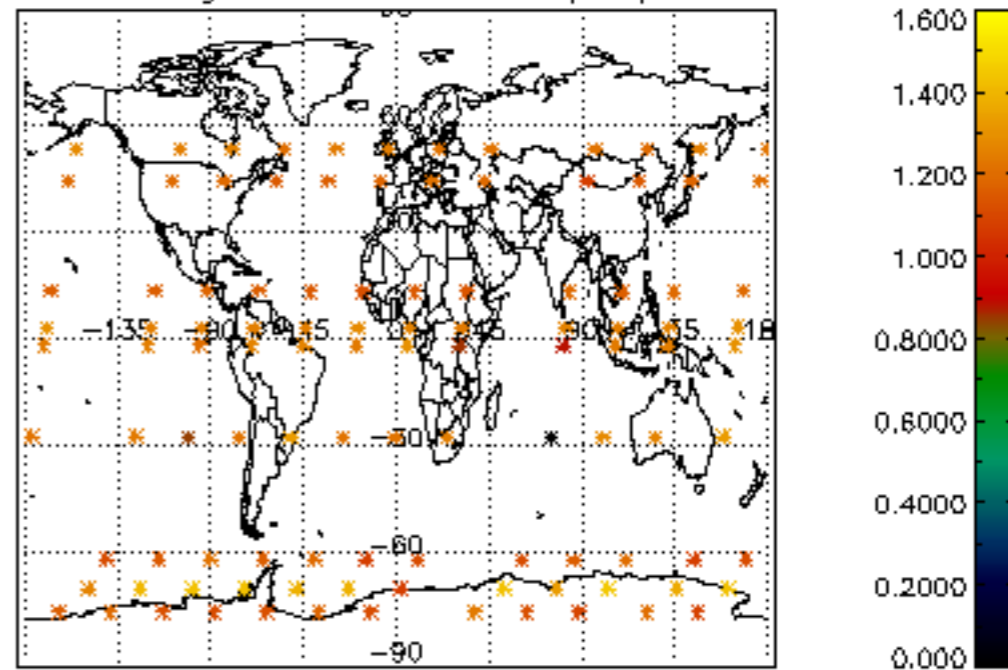
Percentage of saturation errors per profile



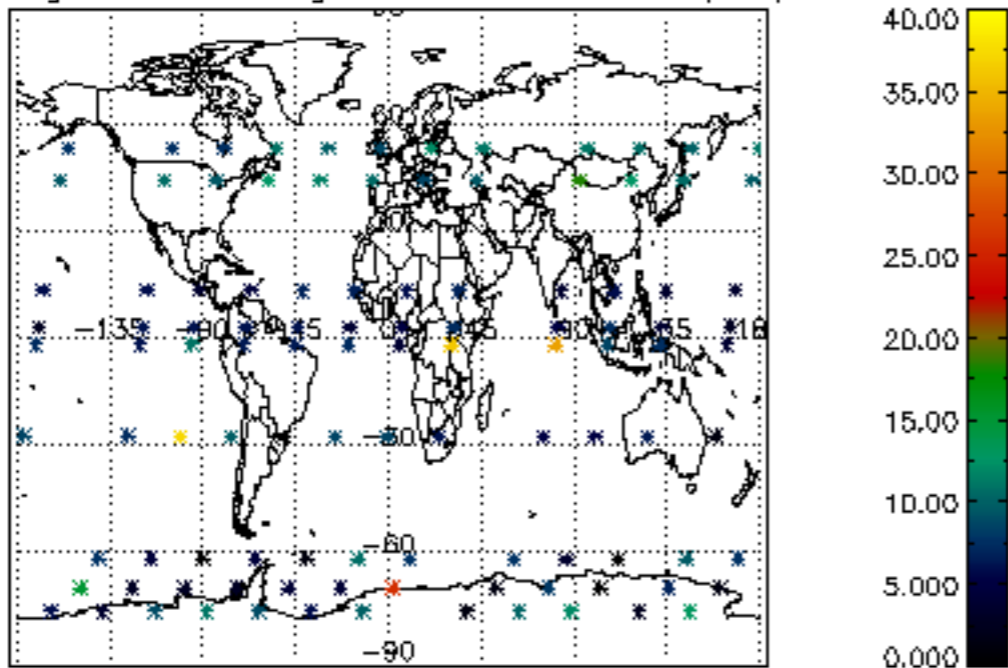
Percentage of cosmic ray hits per profile



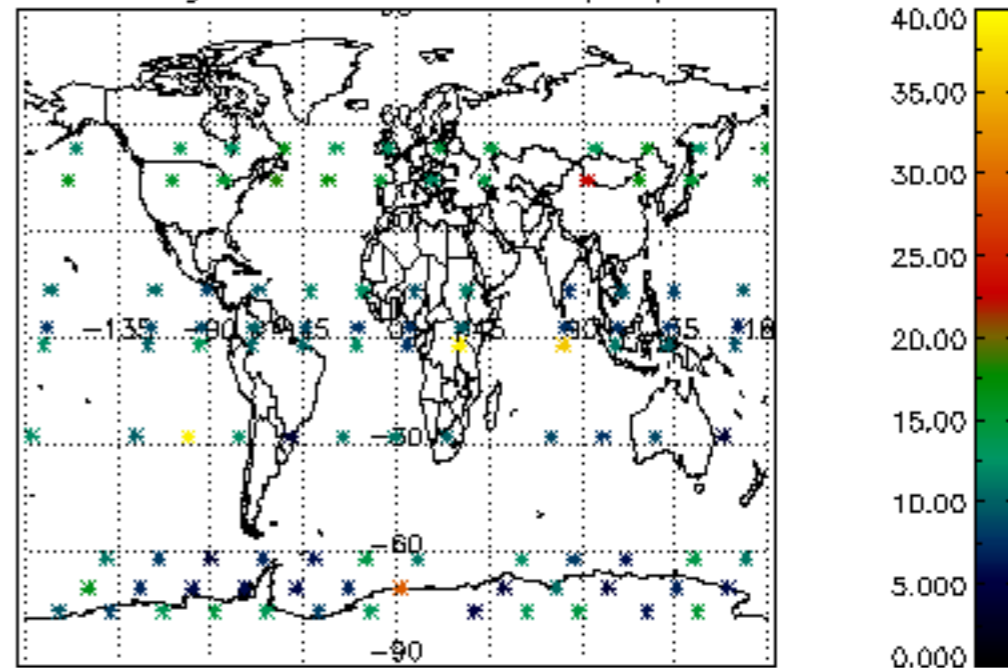
Percentage of datation errors per profile

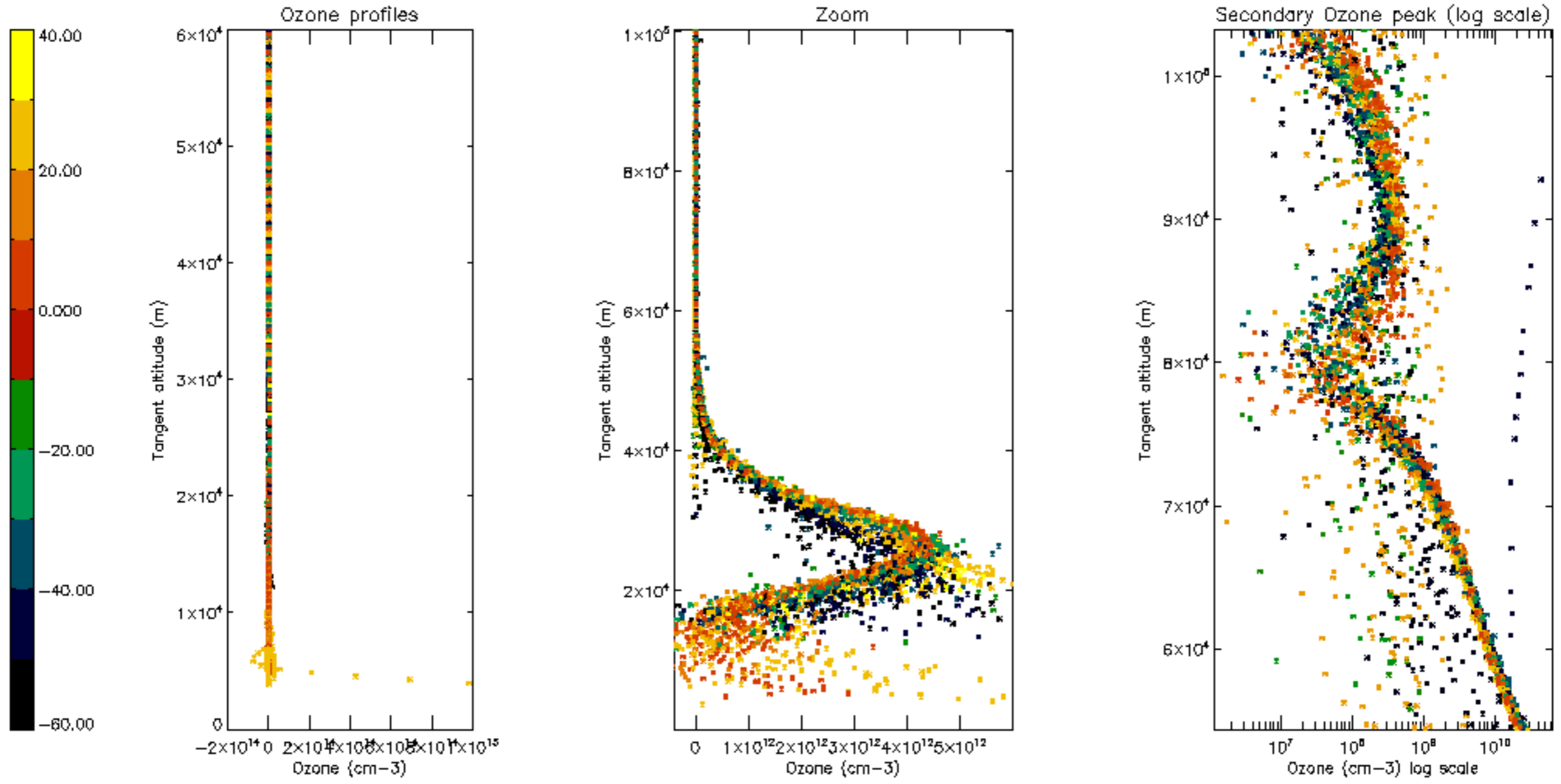


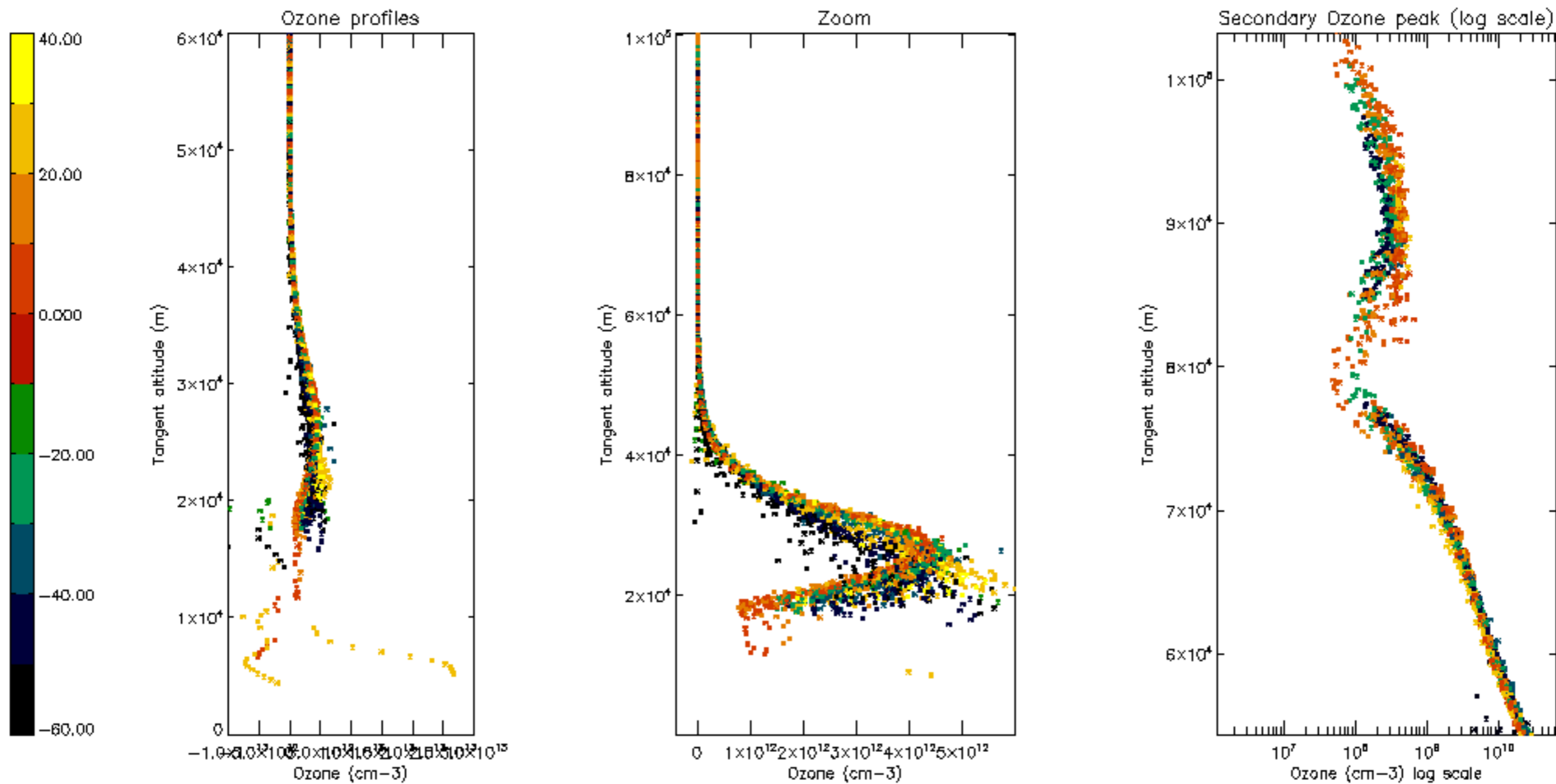
Percentage of star falling outside central band per profile

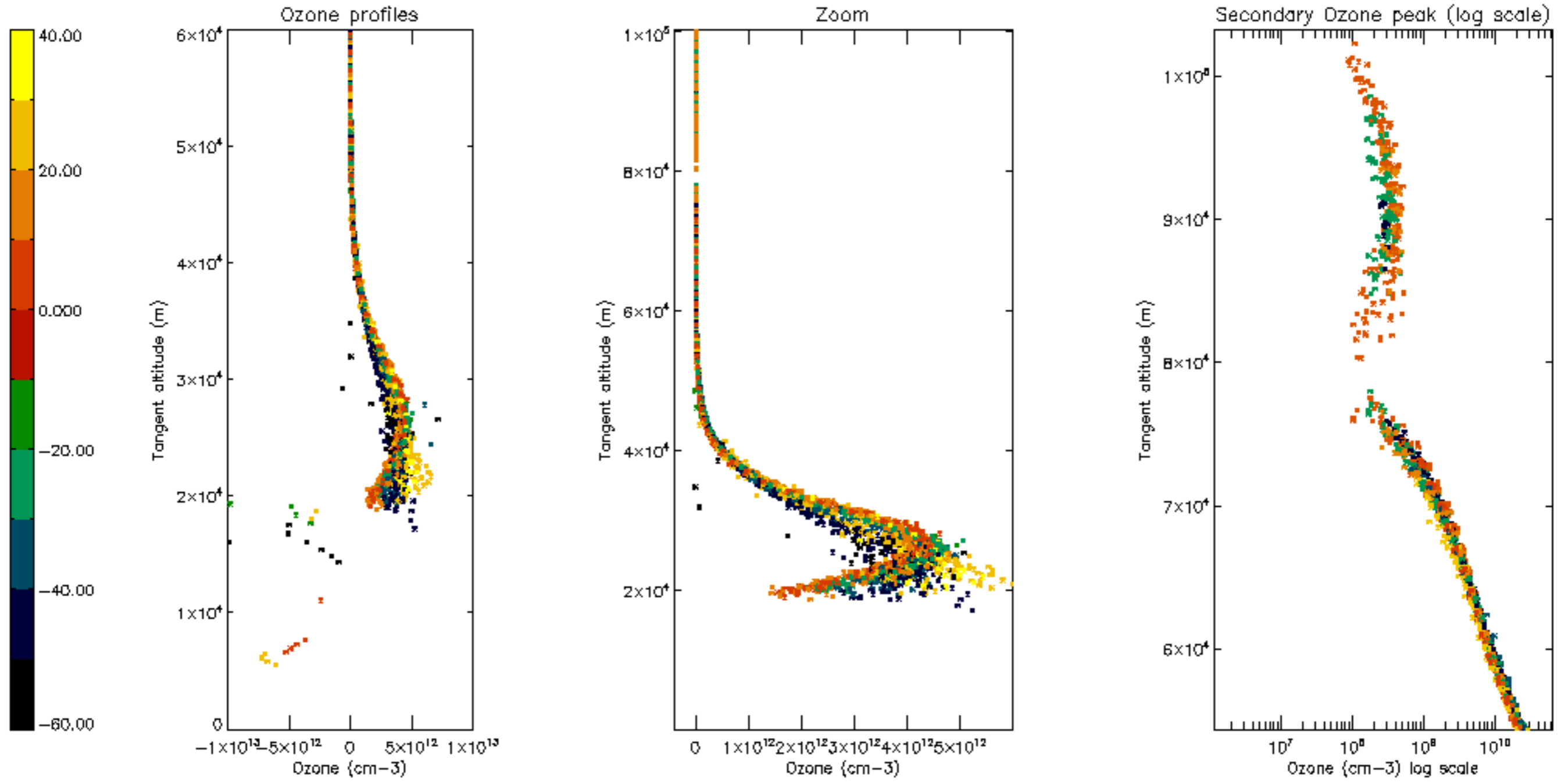


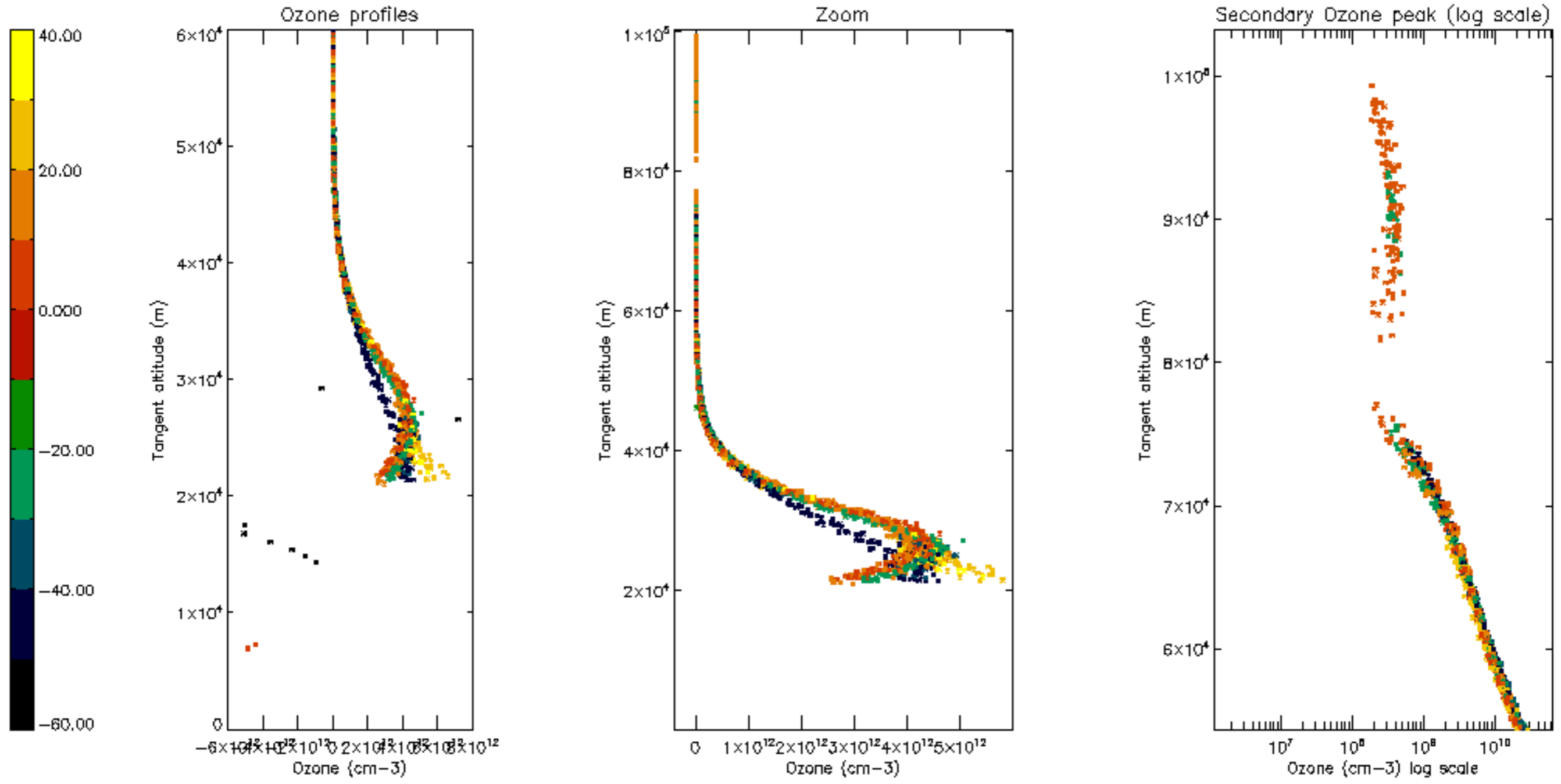
Percentage of saturation errors per profile

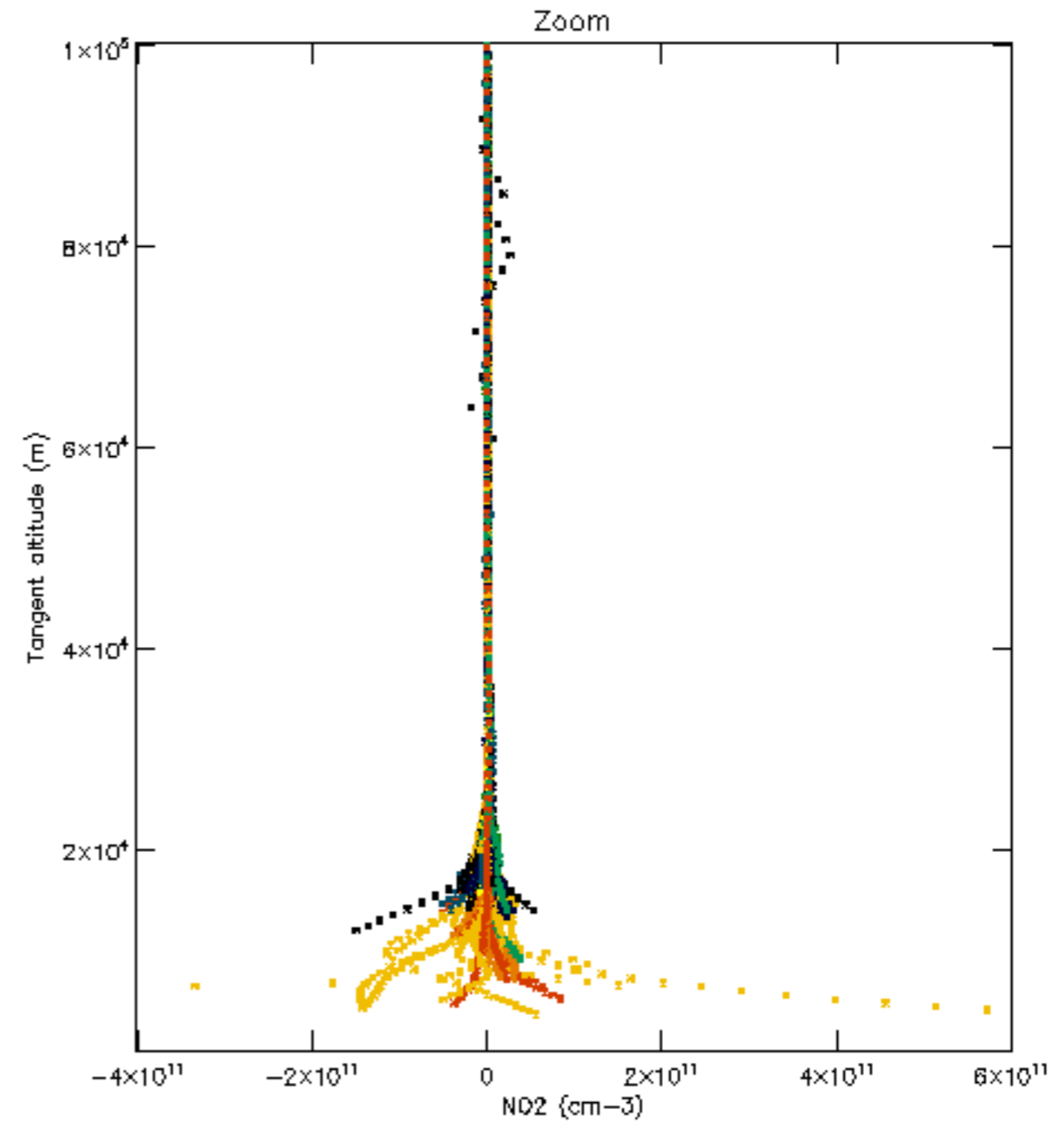
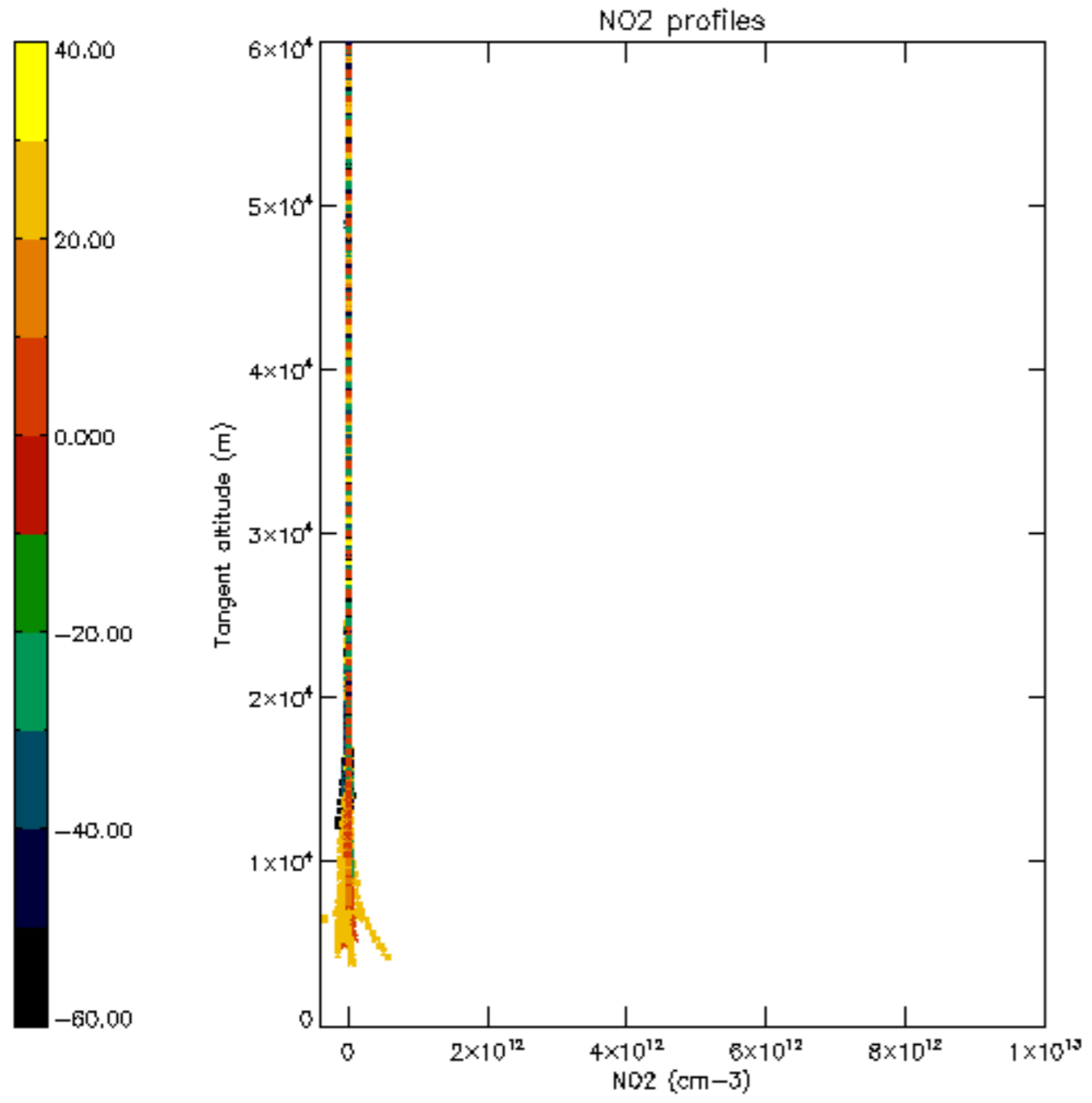


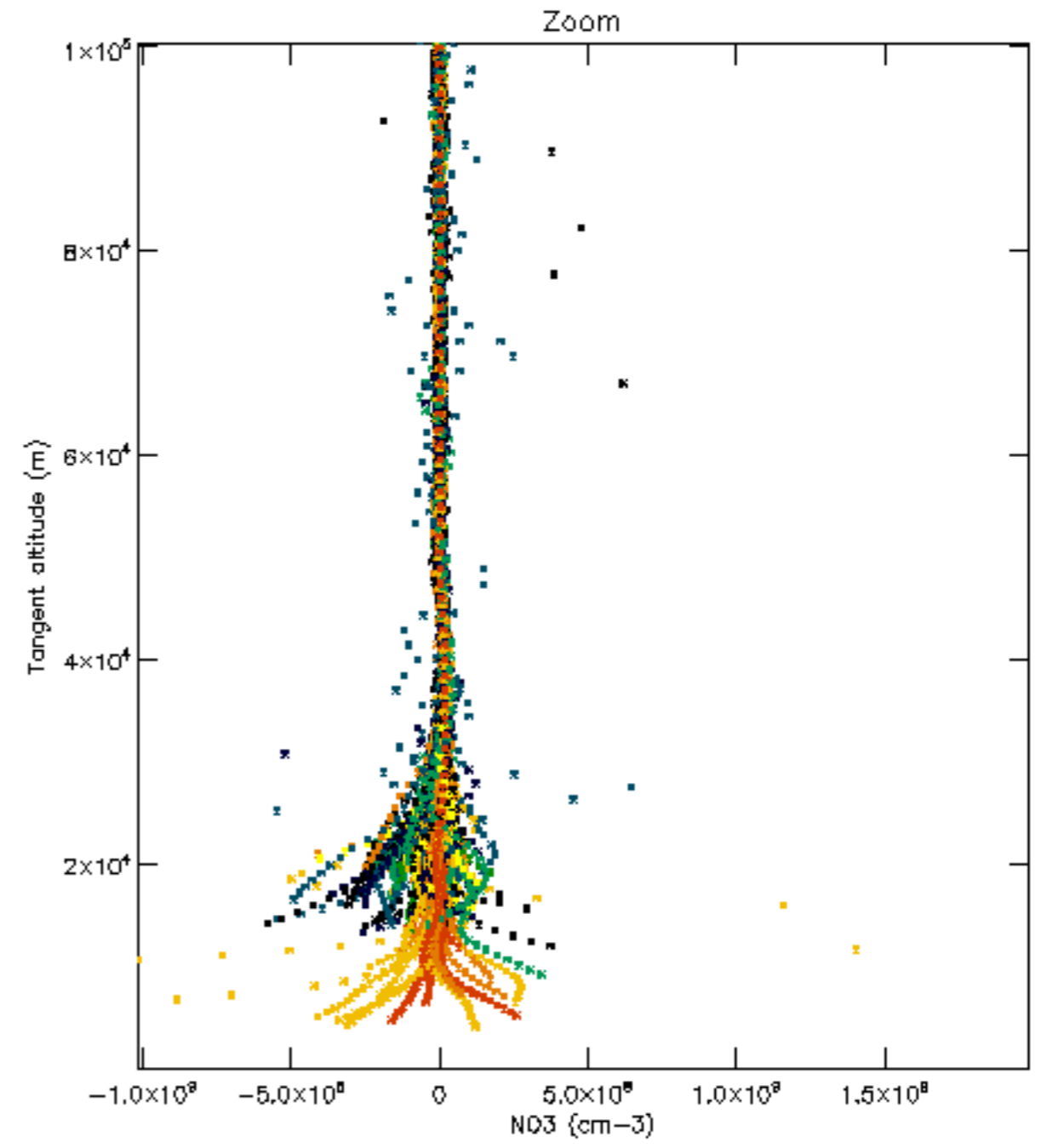
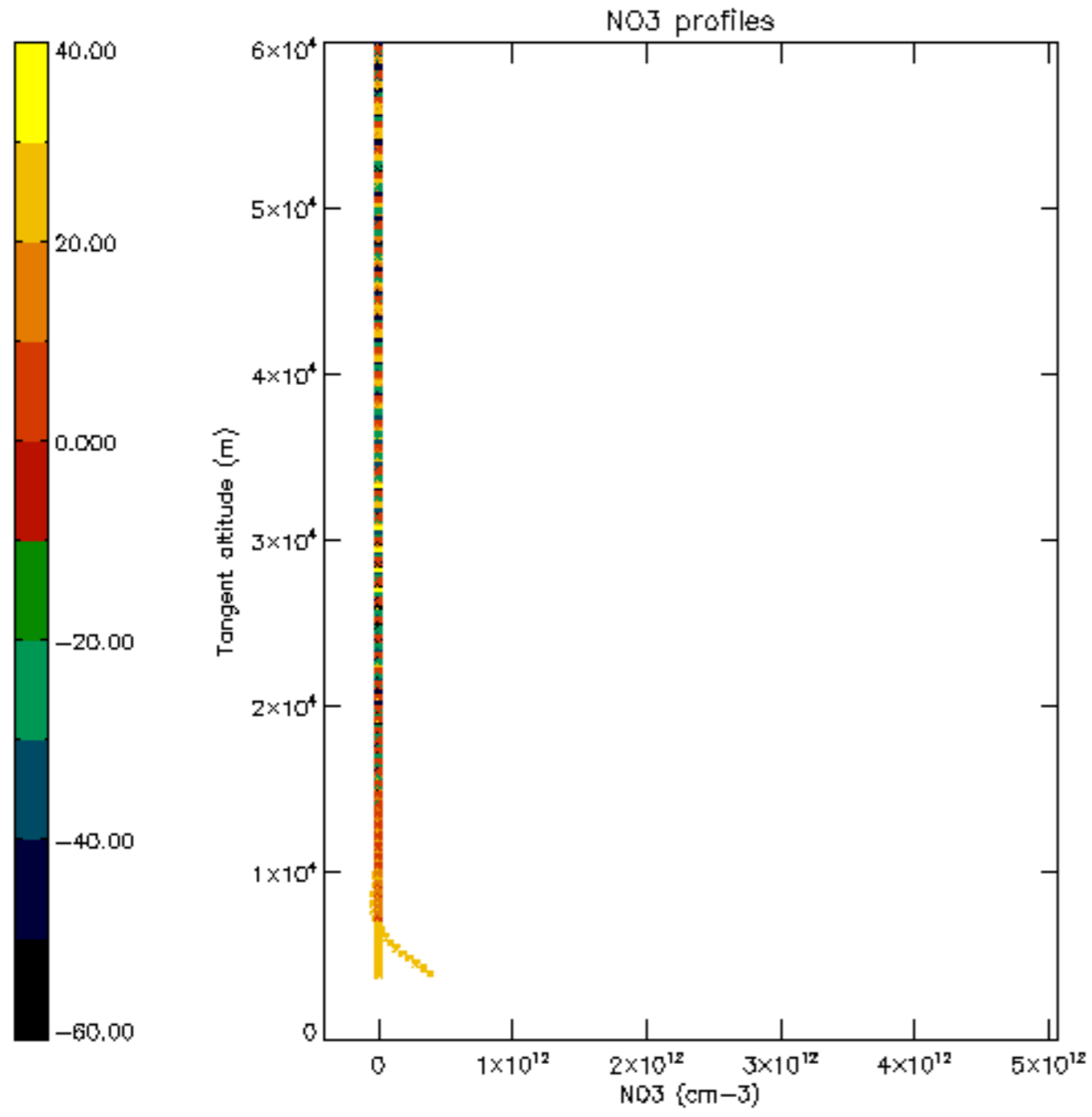




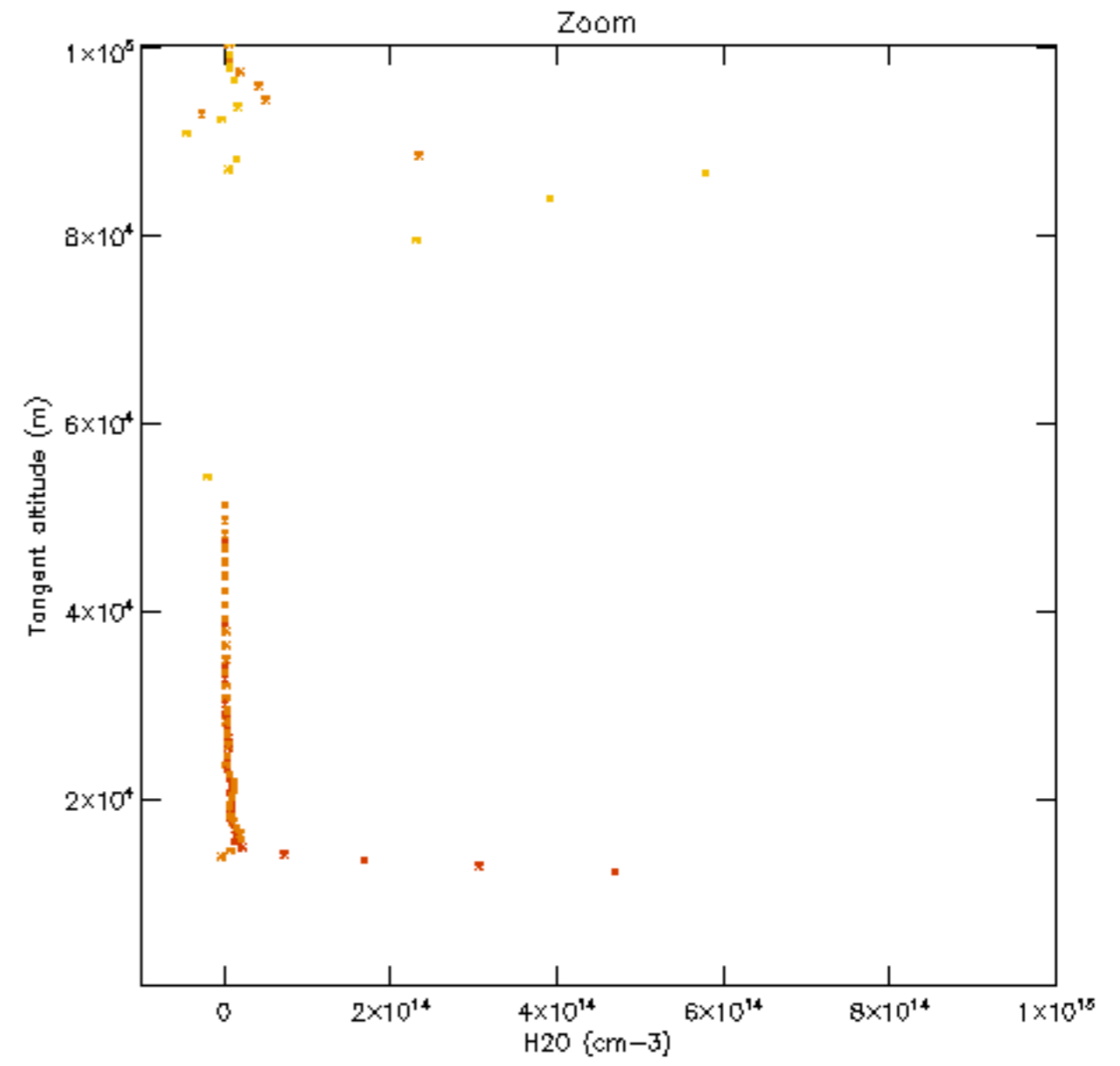
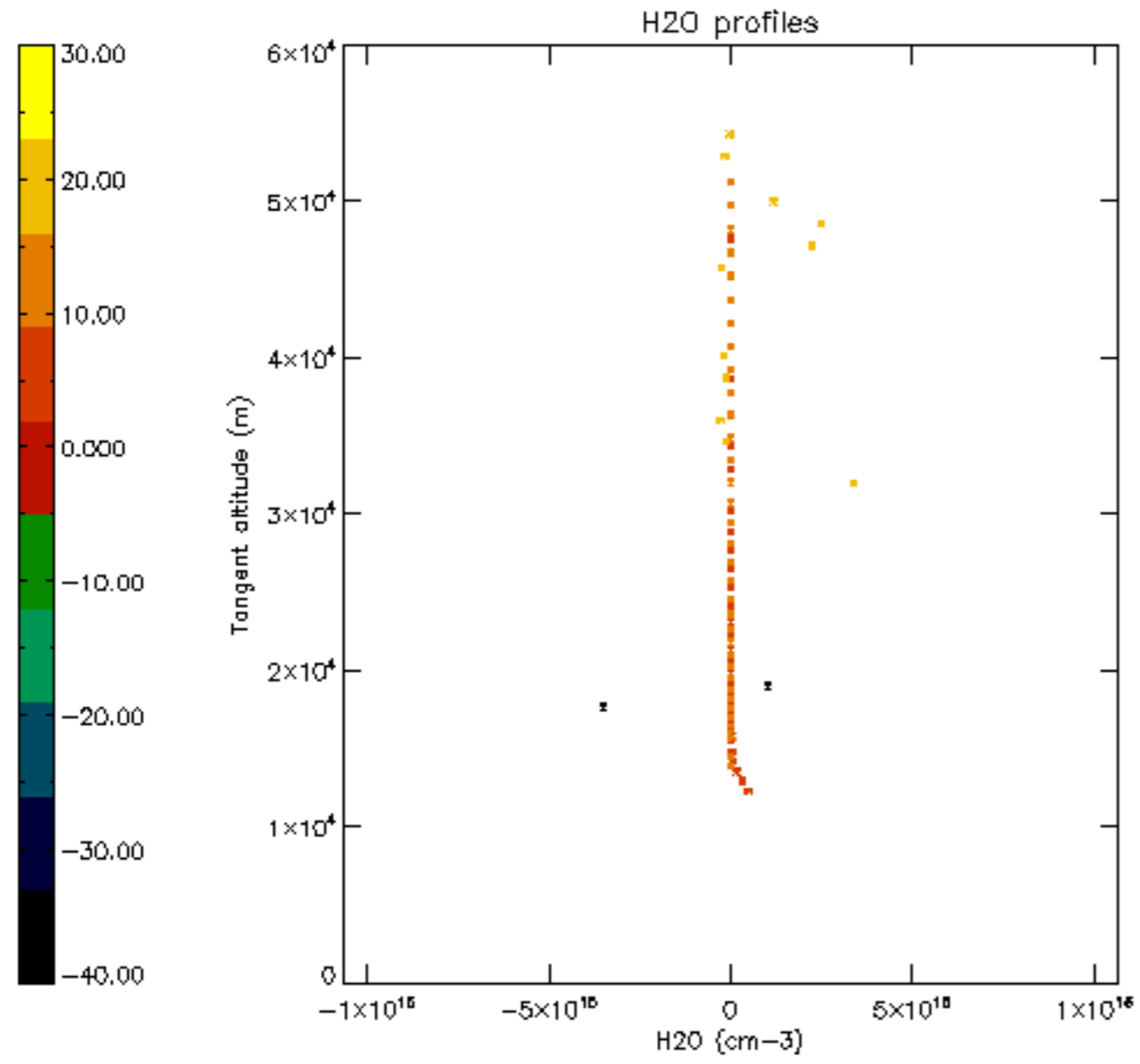


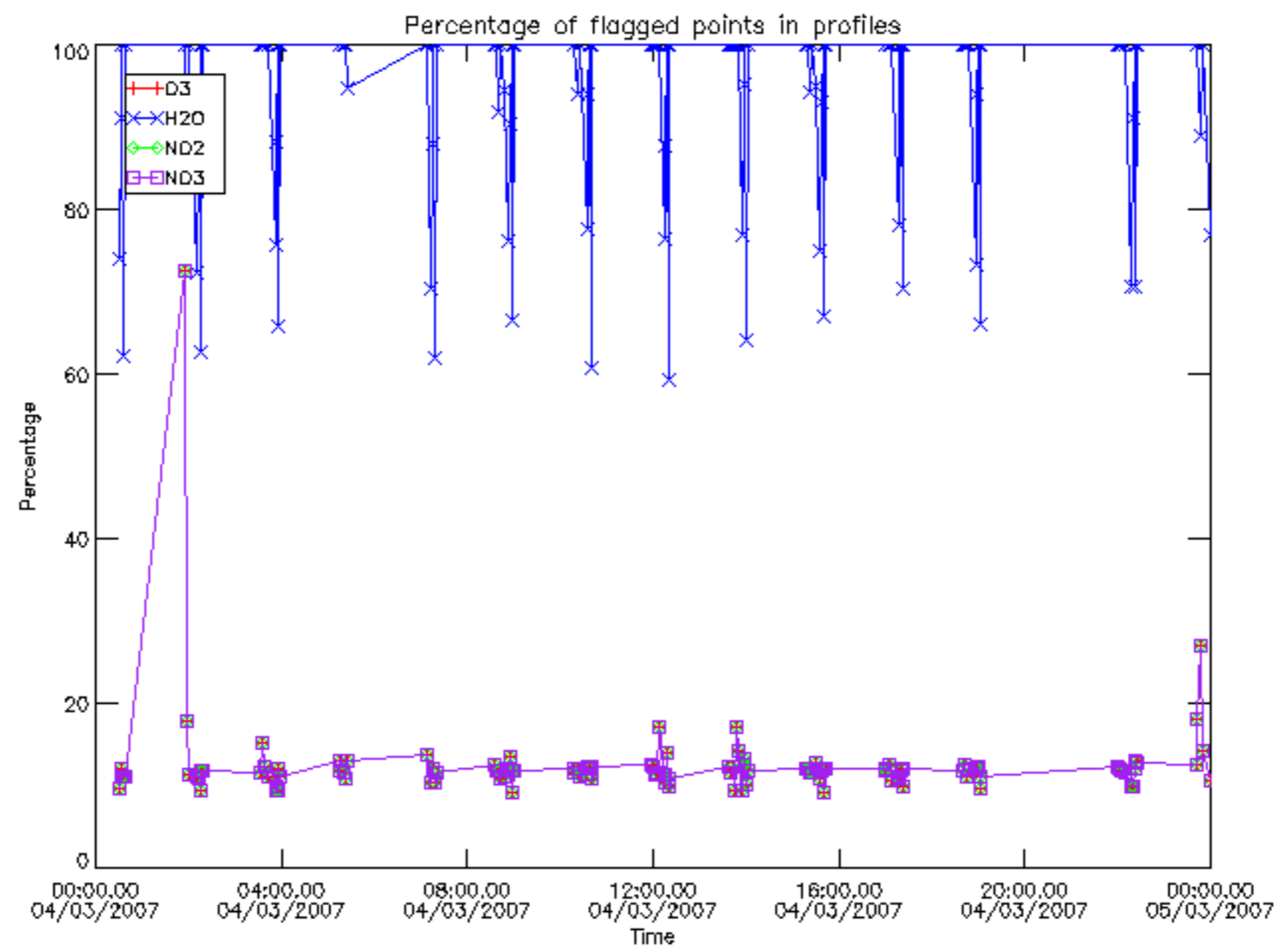




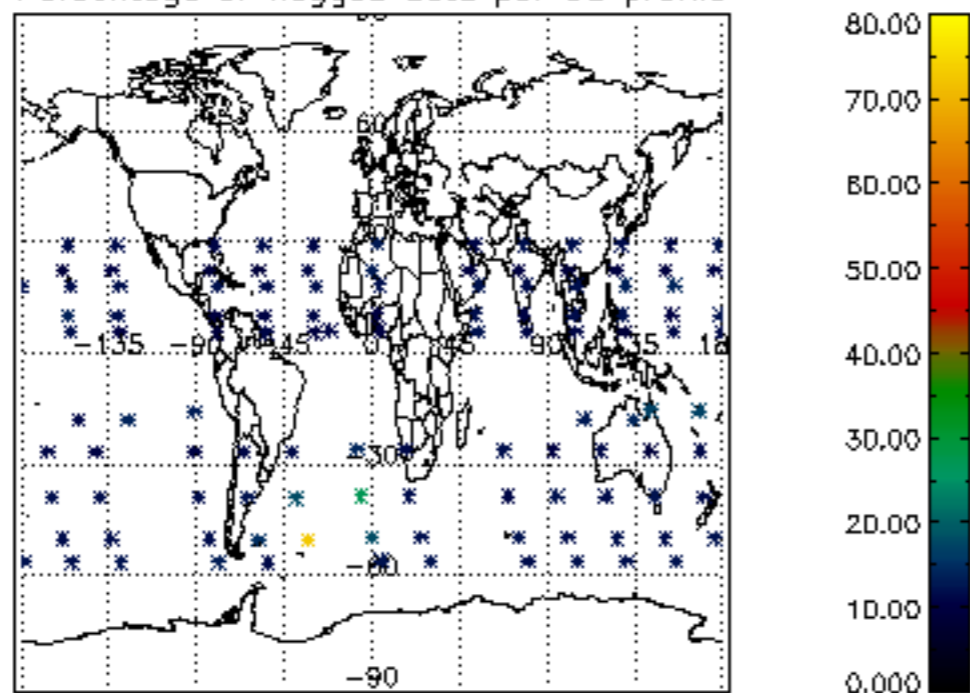




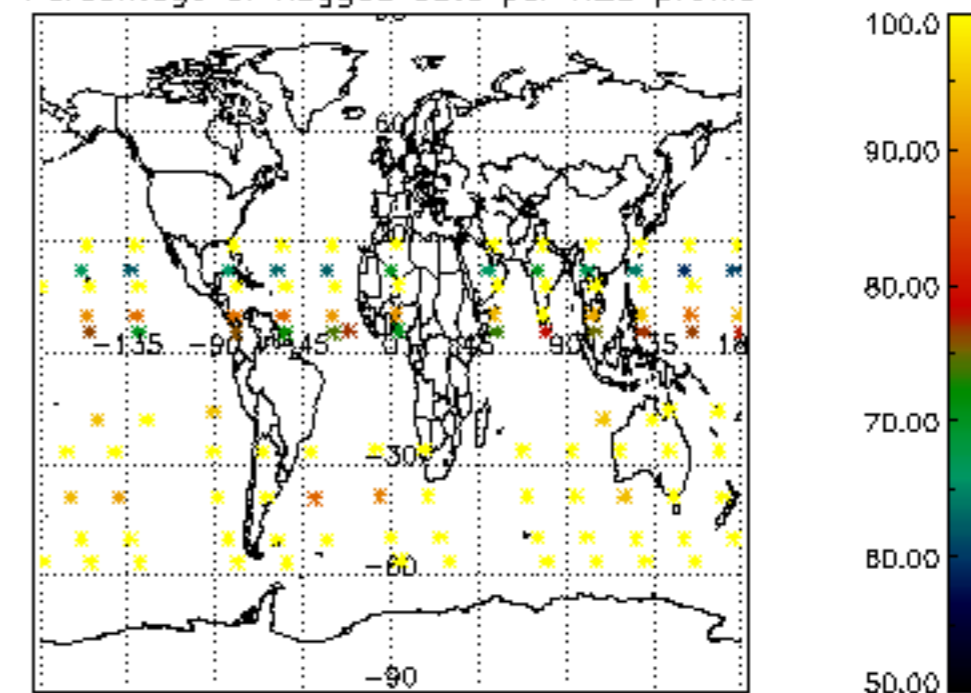




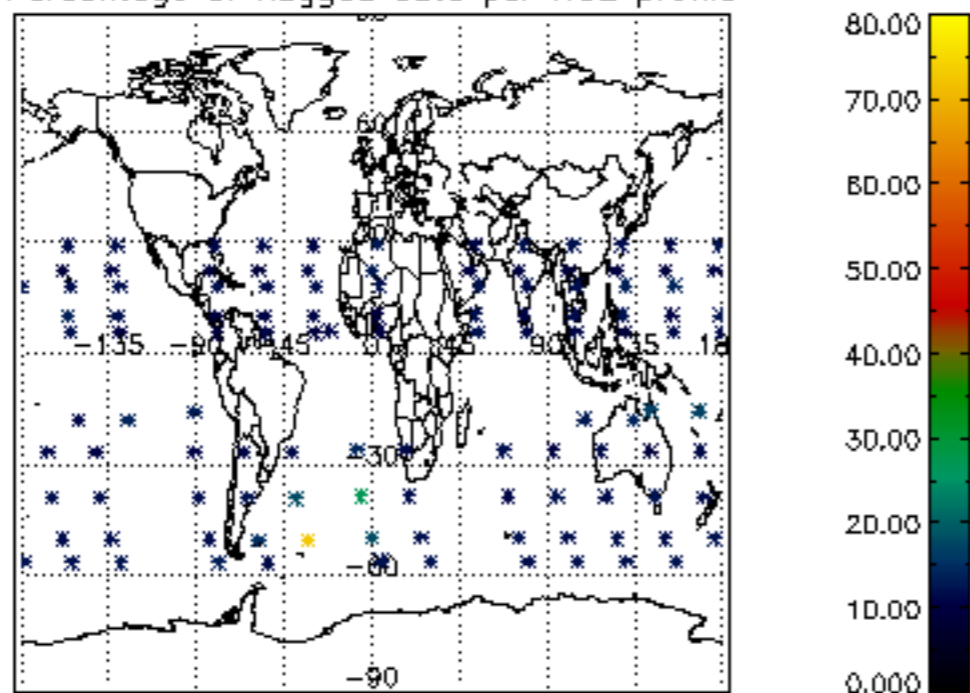
Percentage of flagged data per D3 profile



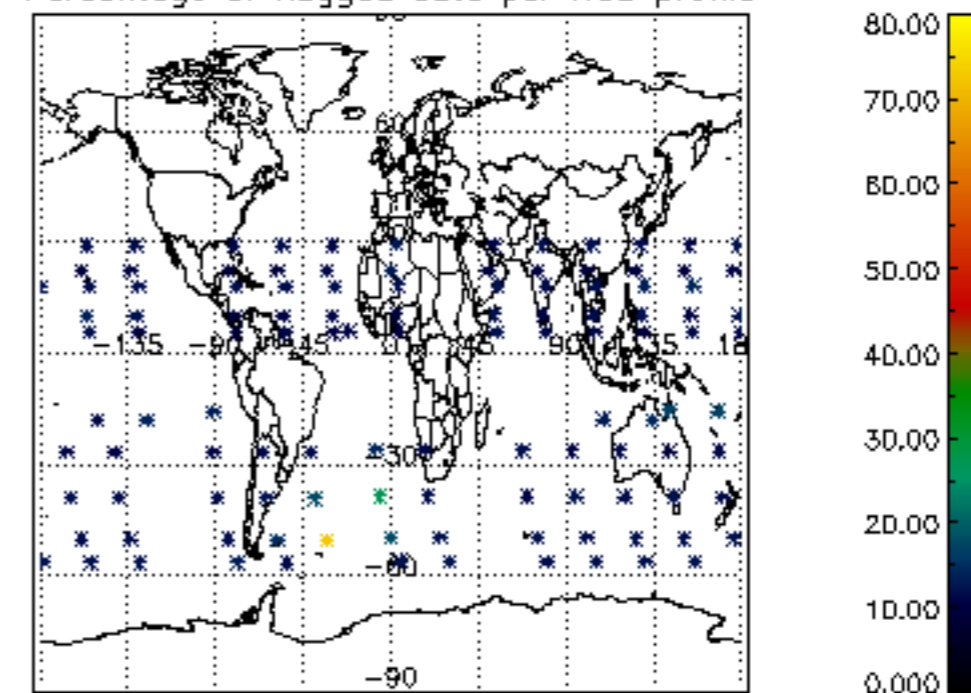
Percentage of flagged data per H2O profile

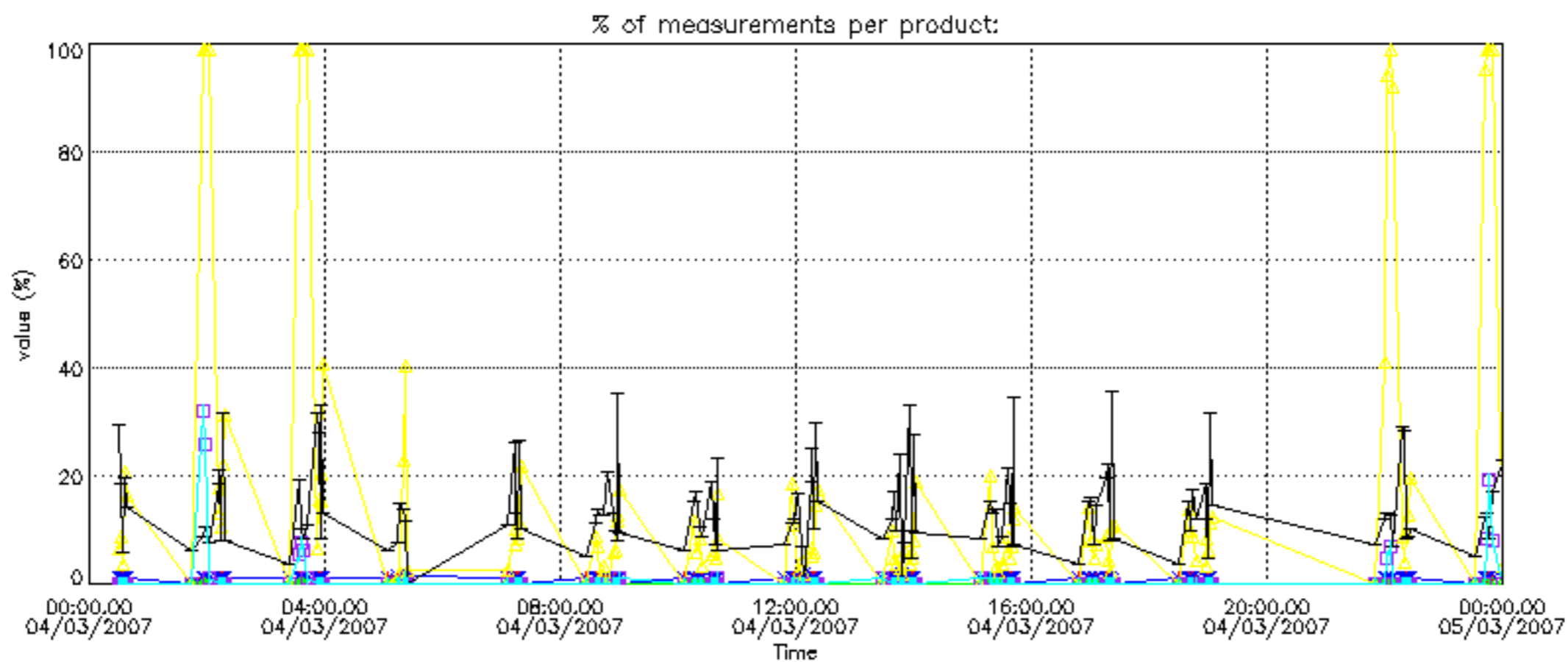
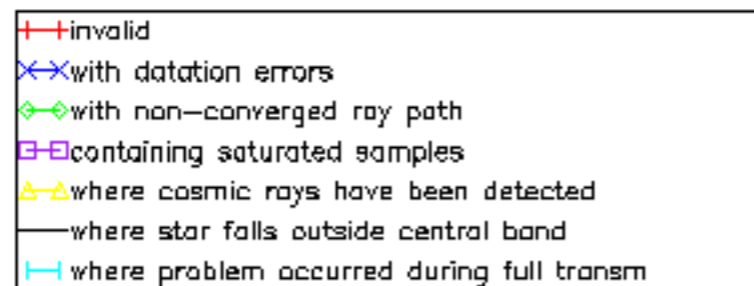


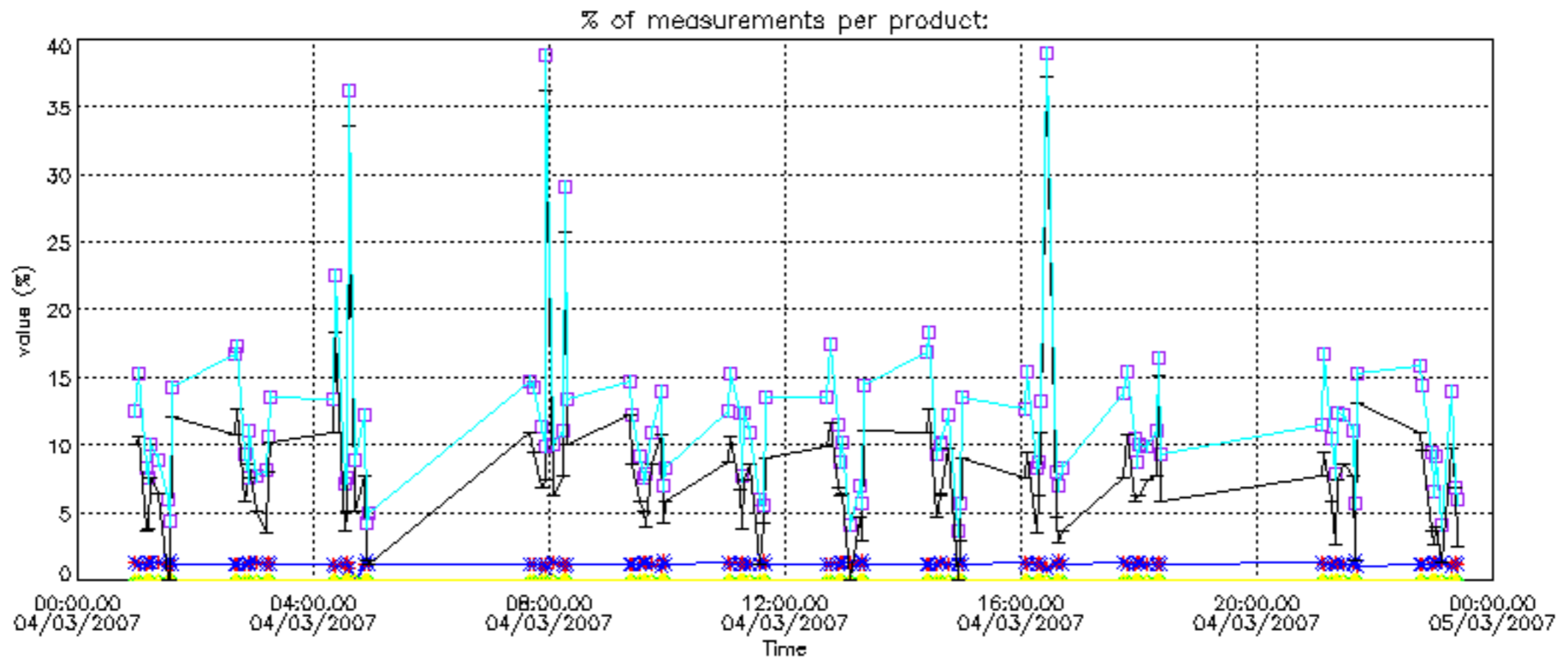
Percentage of flagged data per NO2 profile



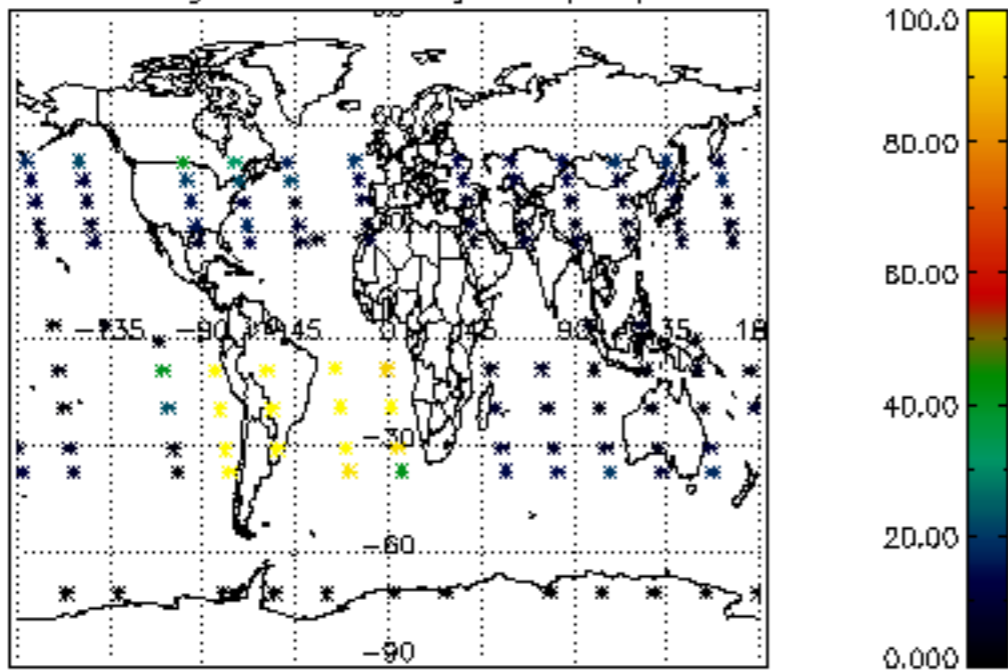
Percentage of flagged data per NO3 profile



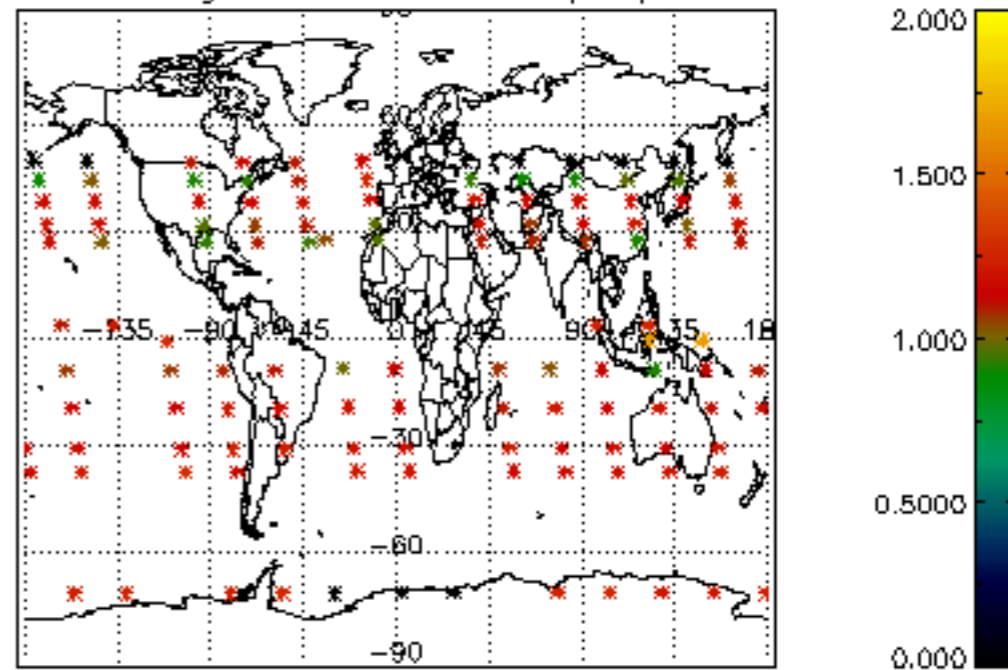




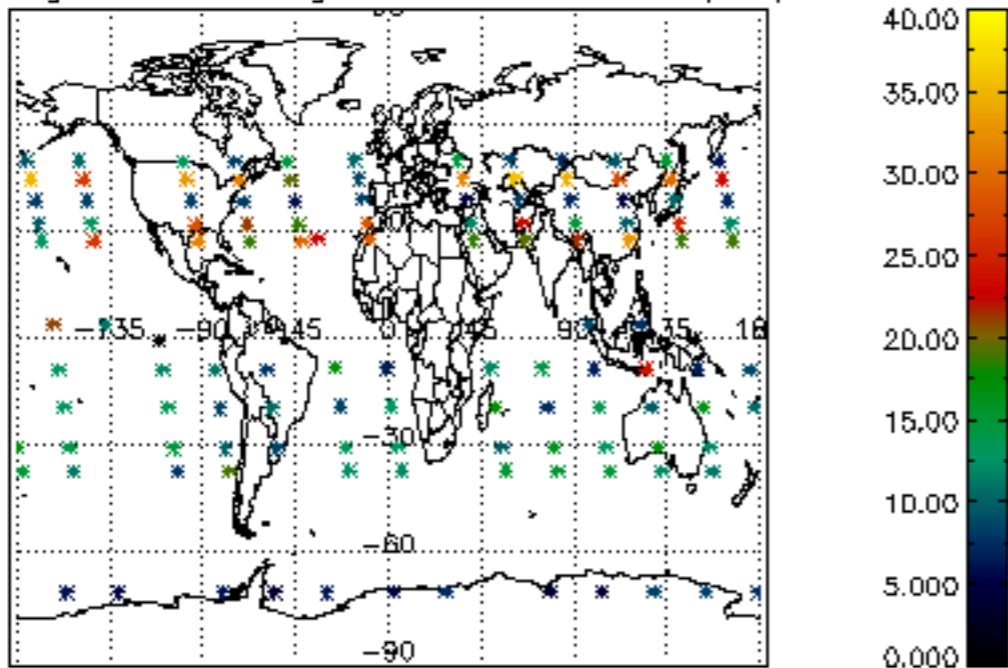
Percentage of cosmic ray hits per profile



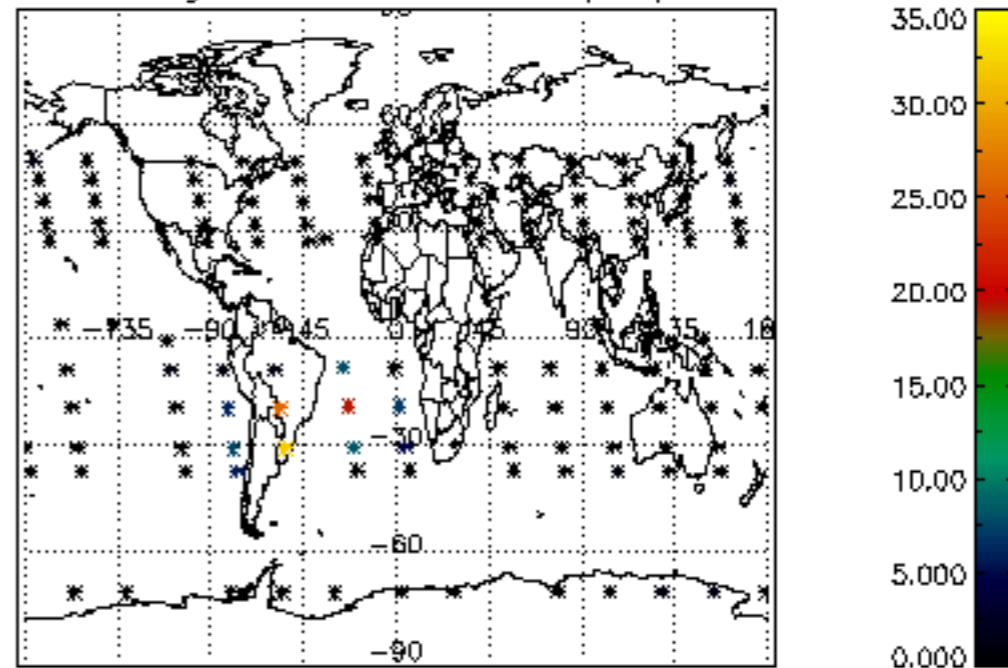
Percentage of datation errors per profile



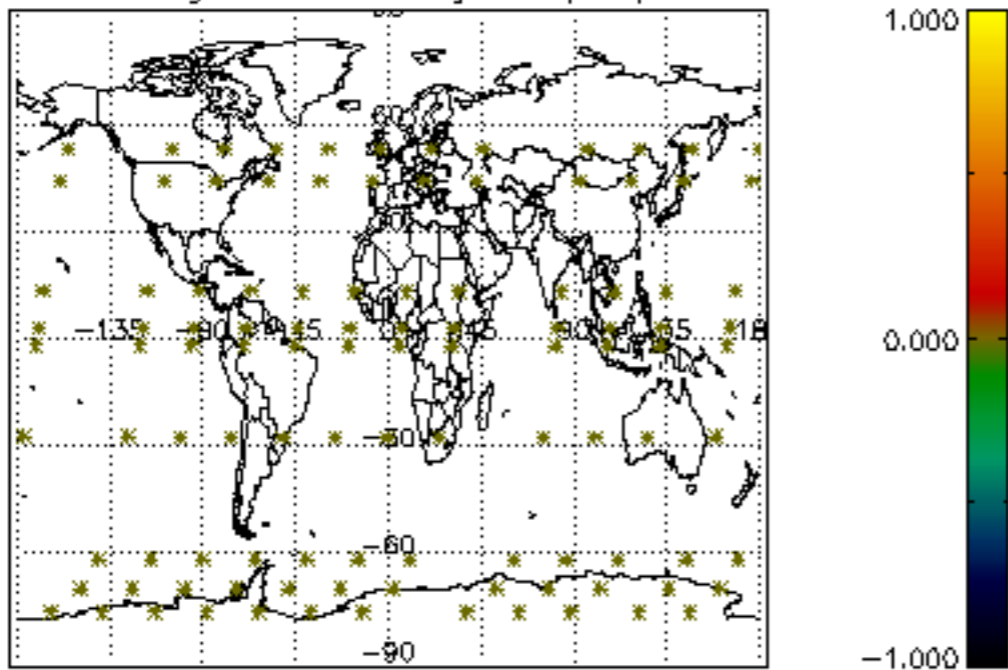
Percentage of star falling outside central band per profile



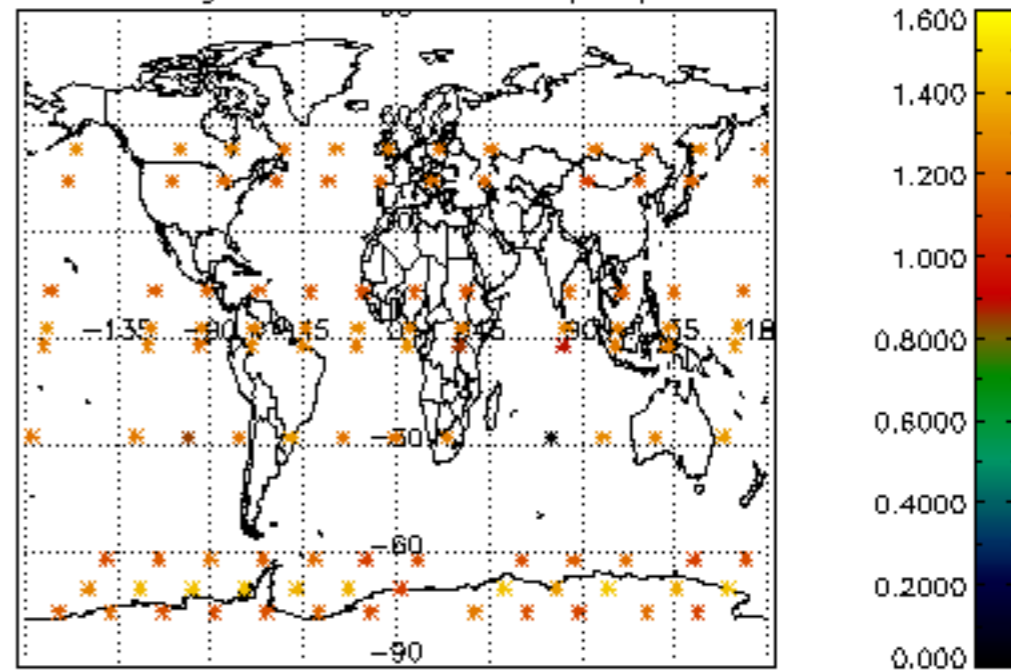
Percentage of saturation errors per profile



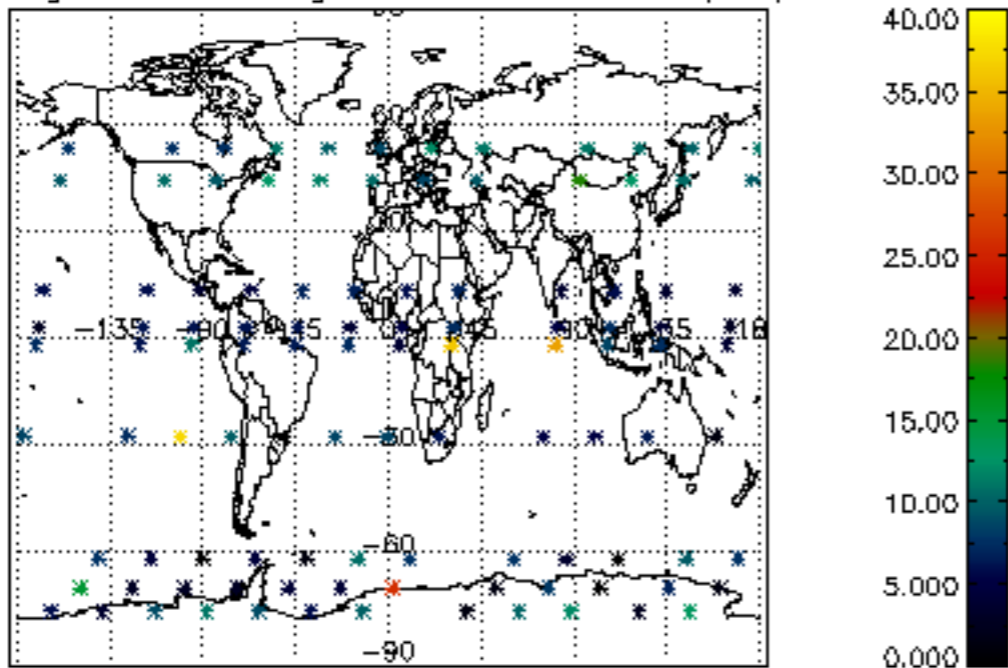
Percentage of cosmic ray hits per profile



Percentage of datation errors per profile



Percentage of star falling outside central band per profile



Percentage of saturation errors per profile

