

GOMOS Level 2 Daily Report

SUMMARY

[1. General Info](#)

[2. Summary of processed GOM_NL_2P products](#)

[3. Level 2 Quality information per product](#)

[3.1 Plot of level 2 quality information per product \(time dependant\)](#)

[3.2 Plot of level 2 quality information per product \(world map\)](#)

[4. Level 1 Quality information per product \(stored on level 2 products\)](#)

[4.1 Plot of level 1 quality information per product \(time dependant\)](#)

[4.1.1 Plot of level 1 quality information per product \(time dependant\): ASCENDING](#)

[4.1.2 Plot of level 1 quality information per product \(time dependant\): DESCENDING](#)

[4.2 Plot of level 1 quality information per product \(world map\)](#)

[4.2.1 Plot of level 1 quality information per product \(world map\): ASCENDING](#)

[4.2.2 Plot of level 1 quality information per product \(world map\): DESCENDING](#)

[5. Ozone profiles based on quality statistics and other trace gas profiles](#)

[5.1 Ozone statistics based on quality of products](#)

[5.2 Plot ozone profiles for all STD \(dark without errors\)](#)

[5.3 Plot ozone profiles where STD < 20% \(dark without errors\)](#)

[5.4. Plot ozone profiles where STD < 10% \(dark without errors\)](#)

[5.5. Plot ozone profiles where STD < 5% \(dark without errors\)](#)

[5.6 Plot NO2 profiles for all STD \(dark without errors\)](#)

[5.7 Plot NO3 profiles for all STD \(dark without errors\)](#)

[5.8 Plot H2O profiles \(only for occultations of stars 1,2,3,4,13,14,16,26,63 dark without errors\) for all STD](#)

[6. Auxiliary Data Files used for the production reported in section 2](#)

This report presents the daily analysis on parameters extracted from GOMOS level 2 data (GOM_NL__2P). It is intended to monitor some important parameters that will impact the quality of these products. A list of level 2 products (and content) that have arrived during the reporting day to the PCF is also given.

Item	Value
Time of report generation	22APR2013 16:54:33
Data source version	GOMOS/6.01
Start time of products	03-03-2007 (03MAR2007 00:00:00)
Stop time of products	04-03-2007 (04MAR2007 00:00:00)
Store outputs in DB	Yes
Nb of level 2 prods	230
Nb of prods with errors	0

2. Summary of processed GOM_NL__2P products.

Nr	Filename	UTC Start time	Limb	Duration	Star Id	Star Name	Star Mag	Star Temp	Nb Meas	Orbit	Prod. error
1	GOM_NL__2PRFIN20070303_001132_000000362056_00059_26165_6979.N1	03-MAR-2007 00:11:32	Bright	35.500	49	1Alp UMi	1.9900	6300.0	71	26165	No
2	GOM_NL__2PRFIN20070303_001904_000000432056_00059_26165_6980.N1	03-MAR-2007 00:19:04	Bright	43.000	89	5Alp Cep	2.4510	8000.0	86	26165	No
3	GOM_NL__2PRFIN20070303_002409_000000362056_00059_26165_6981.N1	03-MAR-2007 00:24:09	Bright	36.000	19	50Alp Cyg	1.2460	10500.	72	26165	No
4	GOM_NL__2PRFIN20070303_002543_000000362056_00059_26165_6982.N1	03-MAR-2007 00:25:43	Bright	35.500	66	37Gam Cyg	2.2080	5900.0	71	26165	No
5	GOM_NL__2PRFIN20070303_003423_000000582056_00059_26165_6983.N1	03-MAR-2007 00:34:23	Bright	57.500	168	17Zet Aql	2.9860	11000.	115	26165	No
6	GOM_NL__2PRFIN20070303_004604_000000402056_00059_26165_6984.N1	03-MAR-2007 00:46:04	Dark	39.500	57	34Sig Sgr	2.0660	26000.	79	26165	No
7	GOM_NL__2PRFIN20070303_004912_000000432056_00059_26165_6985.N1	03-MAR-2007 00:49:12	Dark	43.000	38	20Eps Sgr	1.8360	11000.	86	26165	No
8	GOM_NL__2PRFIN20070303_005208_000000442056_00059_26165_6986.N1	03-MAR-2007 00:52:08	Dark	43.500	25	35Lam Sco	1.6200	28000.	87	26165	No
9	GOM_NL__2PRFIN20070303_005546_000000492056_00060_26166_6994.N1	03-MAR-2007 00:55:46	Dark	48.500	141	Bet Ara	2.8400	4600.0	97	26166	No
10	GOM_NL__2PRFIN20070303_005848_000000472056_00060_26166_6995.N1	03-MAR-2007 00:58:48	Dark	47.000	43	Alp TrA	1.9100	4250.0	94	26166	No
11	GOM_NL__2PRFIN20070303_010059_000000382056_00060_26166_6996.N1	03-MAR-2007 01:00:59	Dark	37.500	145	Gam TrA	2.8720	10600.	75	26166	No
12	GOM_NL__2PRFIN20070303_010220_000000502056_00060_26166_6997.N1	03-MAR-2007 01:02:20	Dark	49.500	4	Alp1Cen	-0.010000	5800.0	99	26166	No
13	GOM_NL__2PRFIN20070303_010339_000000512056_00060_26166_6998.N1	03-MAR-2007 01:03:39	Dark	50.500	10	Bet Cen	0.61000	28000.	101	26166	No
14	GOM_NL__2PRFIN20070303_010610_000000442056_00060_26166_6999.N1	03-MAR-2007 01:06:10	Dark	43.500	12	Alp1Cru	0.77500	30000.	87	26166	No
15	GOM_NL__2PRFIN20070303_010841_000000432056_00060_26166_7000.N1	03-MAR-2007 01:08:41	Dark	43.000	64	Gam Cen	2.2000	10600.	86	26166	No
16	GOM_NL__2PRFIN20070303_011140_000000382056_00060_26166_7001.N1	03-MAR-2007 01:11:40	Straylight	37.500	113	Mu Vel	2.6920	5000.0	75	26166	No
17	GOM_NL__2PRFIN20070303_012409_000000462056_00060_26166_7002.N1	03-MAR-2007 01:24:09	Twilight_stray	45.500	48	30Alp Hya	1.9770	4100.0	91	26166	No
18	GOM_NL__2PRFIN20070303_013014_000000412056_00060_26166_7003.N1	03-MAR-2007 01:30:14	Bright	41.000	22	32Alp Leo	1.3600	15200.	82	26166	No
19	GOM_NL__2PRFIN20070303_013334_000000372056_00060_26166_7004.N1	03-MAR-2007 01:33:34	Bright	37.000	166	17Eps Leo	2.9800	6000.0	74	26166	No
20	GOM_NL__2PRFIN20070303_015208_000000352056_00060_26166_7005.N1	03-MAR-2007 01:52:08	Bright	35.000	49	1Alp UMi	1.9900	6300.0	70	26166	No
21	GOM_NL__2PRFIN20070303_015940_000000452056_00060_26166_7006.N1	03-MAR-2007 01:59:40	Bright	45.000	89	5Alp Cep	2.4510	8000.0	90	26166	No
22	GOM_NL__2PRFIN20070303_020445_000000342056_00060_26166_7007.N1	03-MAR-2007 02:04:45	Bright	34.000	19	50Alp Cyg	1.2460	10500.	68	26166	No
23	GOM_NL__2PRFIN20070303_020619_000000372056_00060_26166_7008.N1	03-MAR-2007 02:06:19	Bright	36.500	66	37Gam Cyg	2.2080	5900.0	73	26166	No
24	GOM_NL__2PRFIN20070303_021459_000000412056_00060_26166_7009.N1	03-MAR-2007 02:14:59	Bright	41.000	168	17Zet Aql	2.9860	11000.	82	26166	No
25	GOM_NL__2PRFIN20070303_022450_000000422056_00060_26166_7010.N1	03-MAR-2007 02:24:50	Dark	42.000	155	41Pi Sgr	2.9000	6600.0	84	26166	No
26	GOM_NL__2PRFIN20070303_022640_000000422056_00060_26166_7011.N1	03-MAR-2007 02:26:40	Dark	42.000	57	34Sig Sgr	2.0660	26000.	84	26166	No
27	GOM_NL__2PRFIN20070303_022949_000000422056_00060_26166_7012.N1	03-MAR-2007 02:29:49	Dark	41.500	38	20Eps Sgr	1.8360	11000.	83	26166	No
28	GOM_NL__2PRFIN20070303_023245_000000492056_00060_26166_7013.N1	03-MAR-2007 02:32:45	Dark	49.000	25	35Lam Sco	1.6200	28000.	98	26166	No
29	GOM_NL__2PRFIN20070303_023622_000000422056_00061_26167_7005.N1	03-MAR-2007 02:36:22	Dark	41.500	141	Bet Ara	2.8400	4600.0	83	26167	No
30	GOM_NL__2PRFIN20070303_023924_000000392056_00061_26167_7006.N1	03-MAR-2007 02:39:24	Dark	38.500	43	Alp TrA	1.9100	4250.0	77	26167	No
31	GOM_NL__2PRFIN20070303_024135_000000382056_00061_26167_7007.N1	03-MAR-2007 02:41:35	Dark	37.500	145	Gam TrA	2.8720	10600.	75	26167	No
32	GOM_NL__2PRFIN20070303_024257_000000452056_00061_26167_7008.N1	03-MAR-2007 02:42:57	Dark	44.500	4	Alp1Cen	-0.010000	5800.0	89	26167	No
33	GOM_NL__2PRFIN20070303_024416_000000512056_00061_26167_7009.N1	03-MAR-2007 02:44:16	Dark	50.500	10	Bet Cen	0.61000	28000.	101	26167	No
34	GOM_NL__2PRFIN20070303_024646_000000492056_00061_26167_7010.N1	03-MAR-2007 02:46:46	Dark	49.000	12	Alp1Cru	0.77500	30000.	98	26167	No
35	GOM_NL__2PRFIN20070303_024917_000000482056_00061_26167_7011.N1	03-MAR-2007 02:49:17	Dark	47.500	64	Gam Cen	2.2000	10600.	95	26167	No
36	GOM_NL__2PRFIN20070303_025216_000000392056_00061_26167_7012.N1	03-MAR-2007 02:52:16	Straylight	38.500	113	Mu Vel	2.6920	5000.0	77	26167	No
37	GOM_NL__2PRFIN20070303_030446_000000492056_00061_26167_7013.N1	03-MAR-2007 03:04:46	Twilight_stray	49.000	48	30Alp Hya	1.9770	4100.0	98	26167	No
38	GOM_NL__2PRFIN20070303_031050_000000422056_00061_26167_7014.N1	03-MAR-2007 03:10:50	Bright	41.500	22	32Alp Leo	1.3600	15200.	83	26167	No
39	GOM_NL__2PRFIN20070303_031410_000000392056_00061_26167_7015.N1	03-MAR-2007 03:14:10	Bright	38.500	166	17Eps Leo	2.9800	6000.0	77	26167	No
40	GOM_NL__2PRFIN20070303_033244_000000342056_00061_26167_7016.N1	03-MAR-2007 03:32:44	Bright	34.000	49	1Alp UMi	1.9900	6300.0	68	26167	No
41	GOM_NL__2PRFIN20070303_034016_000000332056_00061_26167_7017.N1	03-MAR-2007 03:40:16	Bright	32.500	89	5Alp Cep	2.4510	8000.0	65	26167	No
42	GOM_NL__2PRFIN20070303_034521_000000342056_00061_26167_7018.N1	03-MAR-2007 03:45:21	Bright	34.000	19	50Alp Cyg	1.2460	10500.	68	26167	No

43	GOM_NL__2PRFIN20070303_034656_000000342056_00061_26167_7019.N1	03-MAR-2007 03:46:56	Bright	33.500	66	37Gam Cyg	2.2080	5900.0	67	26167	No
44	GOM_NL__2PRFIN20070303_035535_000000402056_00061_26167_7020.N1	03-MAR-2007 03:55:35	Bright	39.500	168	17Zet Aql	2.9860	11000.	79	26167	No
45	GOM_NL__2PRFIN20070303_040526_000000422056_00061_26167_7021.N1	03-MAR-2007 04:05:26	Dark	41.500	155	41Pi Sgr	2.9000	6600.0	83	26167	No
46	GOM_NL__2PRFIN20070303_040717_000000402056_00061_26167_7022.N1	03-MAR-2007 04:07:17	Dark	40.000	57	34Sig Sgr	2.0660	26000.	80	26167	No
47	GOM_NL__2PRFIN20070303_041026_000000422056_00061_26167_7023.N1	03-MAR-2007 04:10:26	Dark	42.000	38	20Eps Sgr	1.8360	11000.	84	26167	No
48	GOM_NL__2PRFIN20070303_041322_000000472056_00061_26167_7024.N1	03-MAR-2007 04:13:22	Dark	46.500	25	35Lam Sco	1.6200	28000.	93	26167	No
49	GOM_NL__2PRFIN20070303_041659_000000412056_00062_26168_7022.N1	03-MAR-2007 04:16:59	Dark	40.500	141	Bet Ara	2.8400	4600.0	81	26168	No
50	GOM_NL__2PRFIN20070303_042001_000000492056_00062_26168_7023.N1	03-MAR-2007 04:20:01	Dark	49.000	43	Alp TrA	1.9100	4250.0	98	26168	No
51	GOM_NL__2PRFIN20070303_042211_000000382056_00062_26168_7024.N1	03-MAR-2007 04:22:11	Dark	37.500	145	Gam TrA	2.8720	10600.	75	26168	No
52	GOM_NL__2PRFIN20070303_042333_000000462056_00062_26168_7025.N1	03-MAR-2007 04:23:33	Dark	45.500	4	Alp1Cen	-0.010000	5800.0	91	26168	No
53	GOM_NL__2PRFIN20070303_042452_000000442056_00062_26168_7026.N1	03-MAR-2007 04:24:52	Dark	44.000	10	Bet Cen	0.61000	28000.	88	26168	No
54	GOM_NL__2PRFIN20070303_042723_000000422056_00062_26168_7027.N1	03-MAR-2007 04:27:23	Dark	41.500	12	Alp1Cru	0.77500	30000.	83	26168	No
55	GOM_NL__2PRFIN20070303_042954_000000422056_00062_26168_7028.N1	03-MAR-2007 04:29:54	Dark	42.000	64	Gam Cen	2.2000	10600.	84	26168	No
56	GOM_NL__2PRFIN20070303_043252_000000422056_00062_26168_7029.N1	03-MAR-2007 04:32:52	Straylight	41.500	113	Mu Vel	2.6920	5000.0	83	26168	No
57	GOM_NL__2PRFIN20070303_044522_000000452056_00062_26168_7030.N1	03-MAR-2007 04:45:22	Twilight_and_stray	44.500	48	30Alp Hya	1.9770	4100.0	89	26168	No
58	GOM_NL__2PRFIN20070303_045126_000000422056_00062_26168_7031.N1	03-MAR-2007 04:51:26	Bright	42.000	22	32Alp Leo	1.3600	15200.	84	26168	No
59	GOM_NL__2PRFIN20070303_045446_000000382056_00062_26168_7032.N1	03-MAR-2007 04:54:46	Bright	38.000	166	17Eps Leo	2.9800	6000.0	76	26168	No
60	GOM_NL__2PRFIN20070303_051320_000000352056_00062_26168_7033.N1	03-MAR-2007 05:13:20	Bright	34.500	49	1Alp UMi	1.9900	6300.0	69	26168	No
61	GOM_NL__2PRFIN20070303_052052_000000342056_00062_26168_7034.N1	03-MAR-2007 05:20:52	Bright	33.500	89	5Alp Cep	2.4510	8000.0	67	26168	No
62	GOM_NL__2PRFIN20070303_052558_000000352056_00062_26168_7035.N1	03-MAR-2007 05:25:58	Bright	34.500	19	50Alp Cyg	1.2460	10500.	69	26168	No
63	GOM_NL__2PRFIN20070303_052732_000000352056_00062_26168_7036.N1	03-MAR-2007 05:27:32	Bright	34.500	66	37Gam Cyg	2.2080	5900.0	69	26168	No
64	GOM_NL__2PRFIN20070303_053612_000000402056_00062_26168_7037.N1	03-MAR-2007 05:36:12	Bright	39.500	168	17Zet Aql	2.9860	11000.	79	26168	No
65	GOM_NL__2PRFIN20070303_054603_000000422056_00062_26168_7038.N1	03-MAR-2007 05:46:03	Dark	41.500	155	41Pi Sgr	2.9000	6600.0	83	26168	No
66	GOM_NL__2PRFIN20070303_054753_000000452056_00062_26168_7039.N1	03-MAR-2007 05:47:53	Dark	45.000	57	34Sig Sgr	2.0660	26000.	90	26168	No
67	GOM_NL__2PRFIN20070303_055102_000000452056_00062_26168_7040.N1	03-MAR-2007 05:51:02	Dark	44.500	38	20Eps Sgr	1.8360	11000.	89	26168	No
68	GOM_NL__2PRFIN20070303_055358_000000512056_00062_26168_7041.N1	03-MAR-2007 05:53:58	Dark	50.500	25	35Lam Sco	1.6200	28000.	101	26168	No
69	GOM_NL__2PRFIN20070303_073812_000000402056_00064_26170_7042.N1	03-MAR-2007 07:38:12	Dark	40.000	141	Bet Ara	2.8400	4600.0	80	26170	No
70	GOM_NL__2PRFIN20070303_074113_000000422056_00064_26170_7043.N1	03-MAR-2007 07:41:13	Dark	42.000	43	Alp TrA	1.9100	4250.0	84	26170	No
71	GOM_NL__2PRFIN20070303_074324_000000382056_00064_26170_7044.N1	03-MAR-2007 07:43:24	Dark	37.500	145	Gam TrA	2.8720	10600.	75	26170	No
72	GOM_NL__2PRFIN20070303_074446_000000502056_00064_26170_7045.N1	03-MAR-2007 07:44:46	Dark	50.000	4	Alp1Cen	-0.010000	5800.0	100	26170	No
73	GOM_NL__2PRFIN20070303_074605_000000412056_00064_26170_7046.N1	03-MAR-2007 07:46:05	Dark	41.000	10	Bet Cen	0.61000	28000.	82	26170	No
74	GOM_NL__2PRFIN20070303_074836_000000412056_00064_26170_7047.N1	03-MAR-2007 07:48:36	Dark	40.500	12	Alp1Cru	0.77500	30000.	81	26170	No
75	GOM_NL__2PRFIN20070303_075107_000000432056_00064_26170_7048.N1	03-MAR-2007 07:51:07	Dark	43.000	64	Gam Cen	2.2000	10600.	86	26170	No
76	GOM_NL__2PRFIN20070303_075405_000000392056_00064_26170_7049.N1	03-MAR-2007 07:54:05	Straylight	39.000	113	Mu Vel	2.6920	5000.0	78	26170	No
77	GOM_NL__2PRFIN20070303_080634_000000452056_00064_26170_7050.N1	03-MAR-2007 08:06:34	Twilight_and_stray	44.500	48	30Alp Hya	1.9770	4100.0	89	26170	No
78	GOM_NL__2PRFIN20070303_081237_000000412056_00064_26170_7051.N1	03-MAR-2007 08:12:37	Bright	41.000	22	32Alp Leo	1.3600	15200.	82	26170	No
79	GOM_NL__2PRFIN20070303_081558_000000392056_00064_26170_7052.N1	03-MAR-2007 08:15:58	Bright	38.500	166	17Eps Leo	2.9800	6000.0	77	26170	No
80	GOM_NL__2PRFIN20070303_083431_000000342056_00064_26170_7053.N1	03-MAR-2007 08:34:31	Bright	34.000	49	1Alp UMi	1.9900	6300.0	68	26170	No
81	GOM_NL__2PRFIN20070303_084204_000000352056_00064_26170_7054.N1	03-MAR-2007 08:42:04	Bright	35.000	89	5Alp Cep	2.4510	8000.0	70	26170	No
82	GOM_NL__2PRFIN20070303_084710_000000352056_00064_26170_7055.N1	03-MAR-2007 08:47:10	Bright	35.000	19	50Alp Cyg	1.2460	10500.	70	26170	No
83	GOM_NL__2PRFIN20070303_084844_000000342056_00064_26170_7056.N1	03-MAR-2007 08:48:44	Bright	33.500	66	37Gam Cyg	2.2080	5900.0	67	26170	No
84	GOM_NL__2PRFIN20070303_085724_000000422056_00064_26170_7057.N1	03-MAR-2007 08:57:24	Bright	42.000	168	17Zet Aql	2.9860	11000.	84	26170	No
85	GOM_NL__2PRFIN20070303_090716_000000412056_00064_26170_7058.N1	03-MAR-2007 09:07:16	Dark	41.000	155	41Pi Sgr	2.9000	6600.0	82	26170	No
86	GOM_NL__2PRFIN20070303_090906_000000442056_00064_26170_7059.N1	03-MAR-2007 09:09:06	Dark	44.000	57	34Sig Sgr	2.0660	26000.	88	26170	No
87	GOM_NL__2PRFIN20070303_091215_000000432056_00064_26170_7060.N1	03-MAR-2007 09:12:15	Dark	42.500	38	20Eps Sgr	1.8360	11000.	85	26170	No
88	GOM_NL__2PRFIN20070303_091512_000000482056_00064_26170_7061.N1	03-MAR-2007 09:15:12	Dark	48.000	25	35Lam Sco	1.6200	28000.	96	26170	No
89	GOM_NL__2PRFIN20070303_091848_000000402056_00065_26171_7067.N1	03-MAR-2007 09:18:48	Dark	40.000	141	Bet Ara	2.8400	4600.0	80	26171	No
90	GOM_NL__2PRFIN20070303_092150_000000432056_00065_26171_7068.N1	03-MAR-2007 09:21:50	Dark	42.500	43	Alp TrA	1.9100	4250.0	85	26171	No
91	GOM_NL__2PRFIN20070303_092400_000000362056_00065_26171_7069.N1	03-MAR-2007 09:24:00	Dark	35.500	145	Gam TrA	2.8720	10600.	71	26171	No
92	GOM_NL__2PRFIN20070303_092523_000000522056_00065_26171_7070.N1	03-MAR-2007 09:25:23	Dark	51.500	4	Alp1Cen	-0.010000	5800.0	103	26171	No
93	GOM_NL__2PRFIN20070303_092642_000000412056_00065_26171_7071.N1	03-MAR-2007 09:26:42	Dark	41.000	10	Bet Cen	0.61000	28000.	82	26171	No
94	GOM_NL__2PRFIN20070303_092912_000000402056_00065_26171_7072.N1	03-MAR-2007 09:29:12	Dark	39.500	12	Alp1Cru	0.77500	30000.	79	26171	No
95	GOM_NL__2PRFIN20070303_093143_000000452056_00065_26171_7073.N1	03-MAR-2007 09:31:43	Dark	45.000	64	Gam Cen	2.2000	10600.	90	26171	No
96	GOM_NL__2PRFIN20070303_093441_000000392056_00065_26171_7074.N1	03-MAR-2007 09:34:41	Straylight	38.500	113	Mu Vel	2.6920	5000.0	77	26171	No
97	GOM_NL__2PRFIN20070303_094710_000000472056_00065_26171_7075.N1	03-MAR-2007 09:47:10	Twilight_and_stray	46.500	48	30Alp Hya	1.9770	4100.0	93	26171	No
98	GOM_NL__2PRFIN20070303_095313_000000422056_00065_26171_7076.N1	03-MAR-2007 09:53:13	Bright	41.500	22	32Alp Leo	1.3600	15200.	83	26171	No
99	GOM_NL__2PRFIN20070303_095633_000000382056_00065_26171_7077.N1	03-MAR-2007 09:56:33	Bright	37.500	166	17Eps Leo	2.9800	6000.0	75	26171	No
100	GOM_NL__2PRFIN20070303_101507_000000362056_00065_26171_7078.N1	03-MAR-2007 10:15:07	Bright	36.000	49	1Alp UMi	1.9900	6300.0	72	26171	No
101	GOM_NL__2PRFIN20070303_102240_000000352056_00065_26171_7079.N1	03-MAR-2007 10:22:40	Bright	34.500	89	5Alp Cep	2.4510	8000.0	69	26171	No

102	GOM_NL__2PRFIN20070303_102746_000000342056_00065_26171_7080.N1	03-MAR-2007 10:27:46	Bright	34.000	19	50Alp Cyg	1.2460	10500.	68	26171	No
103	GOM_NL__2PRFIN20070303_102920_000000352056_00065_26171_7081.N1	03-MAR-2007 10:29:20	Bright	35.000	66	37Gam Cyg	2.2080	5900.0	70	26171	No
104	GOM_NL__2PRFIN20070303_103800_000000402056_00065_26171_7082.N1	03-MAR-2007 10:38:00	Bright	40.000	168	17Zet Aql	2.9860	11000.	80	26171	No
105	GOM_NL__2PRFIN20070303_104752_000000422056_00065_26171_7083.N1	03-MAR-2007 10:47:52	Dark	41.500	155	41Pi Sgr	2.9000	6600.0	83	26171	No
106	GOM_NL__2PRFIN20070303_104943_000000412056_00065_26171_7084.N1	03-MAR-2007 10:49:43	Dark	41.000	57	34Sig Sgr	2.0660	26000.	82	26171	No
107	GOM_NL__2PRFIN20070303_105252_000000442056_00065_26171_7085.N1	03-MAR-2007 10:52:52	Dark	43.500	38	20Eps Sgr	1.8360	11000.	87	26171	No
108	GOM_NL__2PRFIN20070303_105549_000000472056_00065_26171_7086.N1	03-MAR-2007 10:55:49	Dark	46.500	25	35Lam Sco	1.6200	28000.	93	26171	No
109	GOM_NL__2PRFIN20070303_105925_000000402056_00066_26172_7141.N1	03-MAR-2007 10:59:25	Dark	39.500	141	Bet Ara	2.8400	4600.0	79	26172	No
110	GOM_NL__2PRFIN20070303_110226_000000402056_00066_26172_7142.N1	03-MAR-2007 11:02:26	Dark	39.500	43	Alp TrA	1.9100	4250.0	79	26172	No
111	GOM_NL__2PRFIN20070303_110437_000000372056_00066_26172_7143.N1	03-MAR-2007 11:04:37	Dark	37.000	145	Gam TrA	2.8720	10600.	74	26172	No
112	GOM_NL__2PRFIN20070303_110559_000000432056_00066_26172_7144.N1	03-MAR-2007 11:05:59	Dark	43.000	4	Alp1Cen	-0.010000	5800.0	86	26172	No
113	GOM_NL__2PRFIN20070303_110718_000000432056_00066_26172_7145.N1	03-MAR-2007 11:07:18	Dark	43.000	10	Bet Cen	0.61000	28000.	86	26172	No
114	GOM_NL__2PRFIN20070303_110948_000000412056_00066_26172_7146.N1	03-MAR-2007 11:09:48	Dark	40.500	12	Alp1Cru	0.77500	30000.	81	26172	No
115	GOM_NL__2PRFIN20070303_111220_000000432056_00066_26172_7147.N1	03-MAR-2007 11:12:20	Dark	43.000	64	Gam Cen	2.2000	10600.	86	26172	No
116	GOM_NL__2PRFIN20070303_111517_000000422056_00066_26172_7148.N1	03-MAR-2007 11:15:17	Straylight	42.000	113	Mu Vel	2.6920	5000.0	84	26172	No
117	GOM_NL__2PRFIN20070303_112746_000000442056_00066_26172_7149.N1	03-MAR-2007 11:27:46	Twilight	44.000	48	30Alp Hya	1.9770	4100.0	88	26172	No
118	GOM_NL__2PRFIN20070303_113349_000000412056_00066_26172_7150.N1	03-MAR-2007 11:33:49	Bright	41.000	22	32Alp Leo	1.3600	15200.	82	26172	No
119	GOM_NL__2PRFIN20070303_113709_000000392056_00066_26172_7151.N1	03-MAR-2007 11:37:09	Bright	38.500	166	17Eps Leo	2.9800	6000.0	77	26172	No
120	GOM_NL__2PRFIN20070303_115543_000000332056_00066_26172_7152.N1	03-MAR-2007 11:55:43	Bright	33.000	49	1Alp UMi	1.9900	6300.0	66	26172	No
121	GOM_NL__2PRFIN20070303_120316_000000362056_00066_26172_7153.N1	03-MAR-2007 12:03:16	Bright	35.500	89	5Alp Cep	2.4510	8000.0	71	26172	No
122	GOM_NL__2PRFIN20070303_120822_000000362056_00066_26172_7154.N1	03-MAR-2007 12:08:22	Bright	36.000	19	50Alp Cyg	1.2460	10500.	72	26172	No
123	GOM_NL__2PRFIN20070303_120956_000000372056_00066_26172_7155.N1	03-MAR-2007 12:09:56	Bright	36.500	66	37Gam Cyg	2.2080	5900.0	73	26172	No
124	GOM_NL__2PRFIN20070303_121837_000000472056_00066_26172_7156.N1	03-MAR-2007 12:18:37	Bright	46.500	168	17Zet Aql	2.9860	11000.	93	26172	No
125	GOM_NL__2PRFIN20070303_122829_000000402056_00066_26172_7157.N1	03-MAR-2007 12:28:29	Dark	40.000	155	41Pi Sgr	2.9000	6600.0	80	26172	No
126	GOM_NL__2PRFIN20070303_123019_000000422056_00066_26172_7158.N1	03-MAR-2007 12:30:19	Dark	41.500	57	34Sig Sgr	2.0660	26000.	83	26172	No
127	GOM_NL__2PRFIN20070303_123328_000000482056_00066_26172_7159.N1	03-MAR-2007 12:33:28	Dark	48.000	38	20Eps Sgr	1.8360	11000.	96	26172	No
128	GOM_NL__2PRFIN20070303_123626_000000452056_00066_26172_7160.N1	03-MAR-2007 12:36:26	Dark	44.500	25	35Lam Sco	1.6200	28000.	89	26172	No
129	GOM_NL__2PRFIN20070303_124001_000000412056_00067_26173_7095.N1	03-MAR-2007 12:40:01	Dark	41.000	141	Bet Ara	2.8400	4600.0	82	26173	No
130	GOM_NL__2PRFIN20070303_124302_000000412056_00067_26173_7096.N1	03-MAR-2007 12:43:02	Dark	40.500	43	Alp TrA	1.9100	4250.0	81	26173	No
131	GOM_NL__2PRFIN20070303_124513_000000382056_00067_26173_7097.N1	03-MAR-2007 12:45:13	Dark	37.500	145	Gam TrA	2.8720	10600.	75	26173	No
132	GOM_NL__2PRFIN20070303_124636_000000452056_00067_26173_7098.N1	03-MAR-2007 12:46:36	Dark	45.000	4	Alp1Cen	-0.010000	5800.0	90	26173	No
133	GOM_NL__2PRFIN20070303_124755_000000442056_00067_26173_7099.N1	03-MAR-2007 12:47:55	Dark	43.500	10	Bet Cen	0.61000	28000.	87	26173	No
134	GOM_NL__2PRFIN20070303_125024_000000392056_00067_26173_7100.N1	03-MAR-2007 12:50:24	Dark	39.000	12	Alp1Cru	0.77500	30000.	78	26173	No
135	GOM_NL__2PRFIN20070303_125256_000000442056_00067_26173_7101.N1	03-MAR-2007 12:52:56	Dark	43.500	64	Gam Cen	2.2000	10600.	87	26173	No
136	GOM_NL__2PRFIN20070303_125553_000000412056_00067_26173_7102.N1	03-MAR-2007 12:55:53	Straylight	41.000	113	Mu Vel	2.6920	5000.0	82	26173	No
137	GOM_NL__2PRFIN20070303_130822_000000432056_00067_26173_7103.N1	03-MAR-2007 13:08:22	Twilight	42.500	48	30Alp Hya	1.9770	4100.0	85	26173	No
138	GOM_NL__2PRFIN20070303_131424_000000422056_00067_26173_7104.N1	03-MAR-2007 13:14:24	Bright	41.500	22	32Alp Leo	1.3600	15200.	83	26173	No
139	GOM_NL__2PRFIN20070303_131745_000000392056_00067_26173_7105.N1	03-MAR-2007 13:17:45	Bright	38.500	166	17Eps Leo	2.9800	6000.0	77	26173	No
140	GOM_NL__2PRFIN20070303_133619_000000342056_00067_26173_7106.N1	03-MAR-2007 13:36:19	Bright	33.500	49	1Alp UMi	1.9900	6300.0	67	26173	No
141	GOM_NL__2PRFIN20070303_134352_000000332056_00067_26173_7107.N1	03-MAR-2007 13:43:52	Bright	33.000	89	5Alp Cep	2.4510	8000.0	66	26173	No
142	GOM_NL__2PRFIN20070303_134858_000000402056_00067_26173_7108.N1	03-MAR-2007 13:48:58	Bright	40.000	19	50Alp Cyg	1.2460	10500.	80	26173	No
143	GOM_NL__2PRFIN20070303_135032_000000332056_00067_26173_7109.N1	03-MAR-2007 13:50:32	Bright	33.000	66	37Gam Cyg	2.2080	5900.0	66	26173	No
144	GOM_NL__2PRFIN20070303_135913_000000402056_00067_26173_7110.N1	03-MAR-2007 13:59:13	Bright	39.500	168	17Zet Aql	2.9860	11000.	79	26173	No
145	GOM_NL__2PRFIN20070303_140905_000000432056_00067_26173_7111.N1	03-MAR-2007 14:09:05	Dark	42.500	155	41Pi Sgr	2.9000	6600.0	85	26173	No
146	GOM_NL__2PRFIN20070303_141056_000000442056_00067_26173_7112.N1	03-MAR-2007 14:10:56	Dark	44.000	57	34Sig Sgr	2.0660	26000.	88	26173	No
147	GOM_NL__2PRFIN20070303_141405_000000422056_00067_26173_7113.N1	03-MAR-2007 14:14:05	Dark	41.500	38	20Eps Sgr	1.8360	11000.	83	26173	No
148	GOM_NL__2PRFIN20070303_141702_000000452056_00067_26173_7114.N1	03-MAR-2007 14:17:02	Dark	45.000	25	35Lam Sco	1.6200	28000.	90	26173	No
149	GOM_NL__2PRFIN20070303_142038_000000392056_00068_26174_7183.N1	03-MAR-2007 14:20:38	Dark	39.000	141	Bet Ara	2.8400	4600.0	78	26174	No
150	GOM_NL__2PRFIN20070303_142338_000000402056_00068_26174_7184.N1	03-MAR-2007 14:23:38	Dark	40.000	43	Alp TrA	1.9100	4250.0	80	26174	No
151	GOM_NL__2PRFIN20070303_142549_000000372056_00068_26174_7185.N1	03-MAR-2007 14:25:49	Dark	37.000	145	Gam TrA	2.8720	10600.	74	26174	No
152	GOM_NL__2PRFIN20070303_142712_000000562056_00068_26174_7186.N1	03-MAR-2007 14:27:12	Dark	55.500	4	Alp1Cen	-0.010000	5800.0	111	26174	No
153	GOM_NL__2PRFIN20070303_142831_000000412056_00068_26174_7187.N1	03-MAR-2007 14:28:31	Dark	40.500	10	Bet Cen	0.61000	28000.	81	26174	No
154	GOM_NL__2PRFIN20070303_143101_000000412056_00068_26174_7188.N1	03-MAR-2007 14:31:01	Dark	41.000	12	Alp1Cru	0.77500	30000.	82	26174	No
155	GOM_NL__2PRFIN20070303_143333_000000442056_00068_26174_7189.N1	03-MAR-2007 14:33:33	Dark	44.000	64	Gam Cen	2.2000	10600.	88	26174	No
156	GOM_NL__2PRFIN20070303_143630_000000392056_00068_26174_7190.N1	03-MAR-2007 14:36:30	Straylight	38.500	113	Mu Vel	2.6920	5000.0	77	26174	No
157	GOM_NL__2PRFIN20070303_144858_000000422056_00068_26174_7191.N1	03-MAR-2007 14:48:58	Twilight	41.500	48	30Alp Hya	1.9770	4100.0	83	26174	No
158	GOM_NL__2PRFIN20070303_145500_000000422056_00068_26174_7192.N1	03-MAR-2007 14:55:00	Bright	41.500	22	32Alp Leo	1.3600	15200.	83	26174	No
159	GOM_NL__2PRFIN20070303_145821_000000382056_00068_26174_7193.N1	03-MAR-2007 14:58:21	Bright	38.000	166	17Eps Leo	2.9800	6000.0	76	26174	No
160	GOM_NL__2PRFIN20070303_151655_000000362056_00068_26174_7194.N1	03-MAR-2007 15:16:55	Bright	35.500	49	1Alp UMi	1.9900	6300.0	71	26174	No

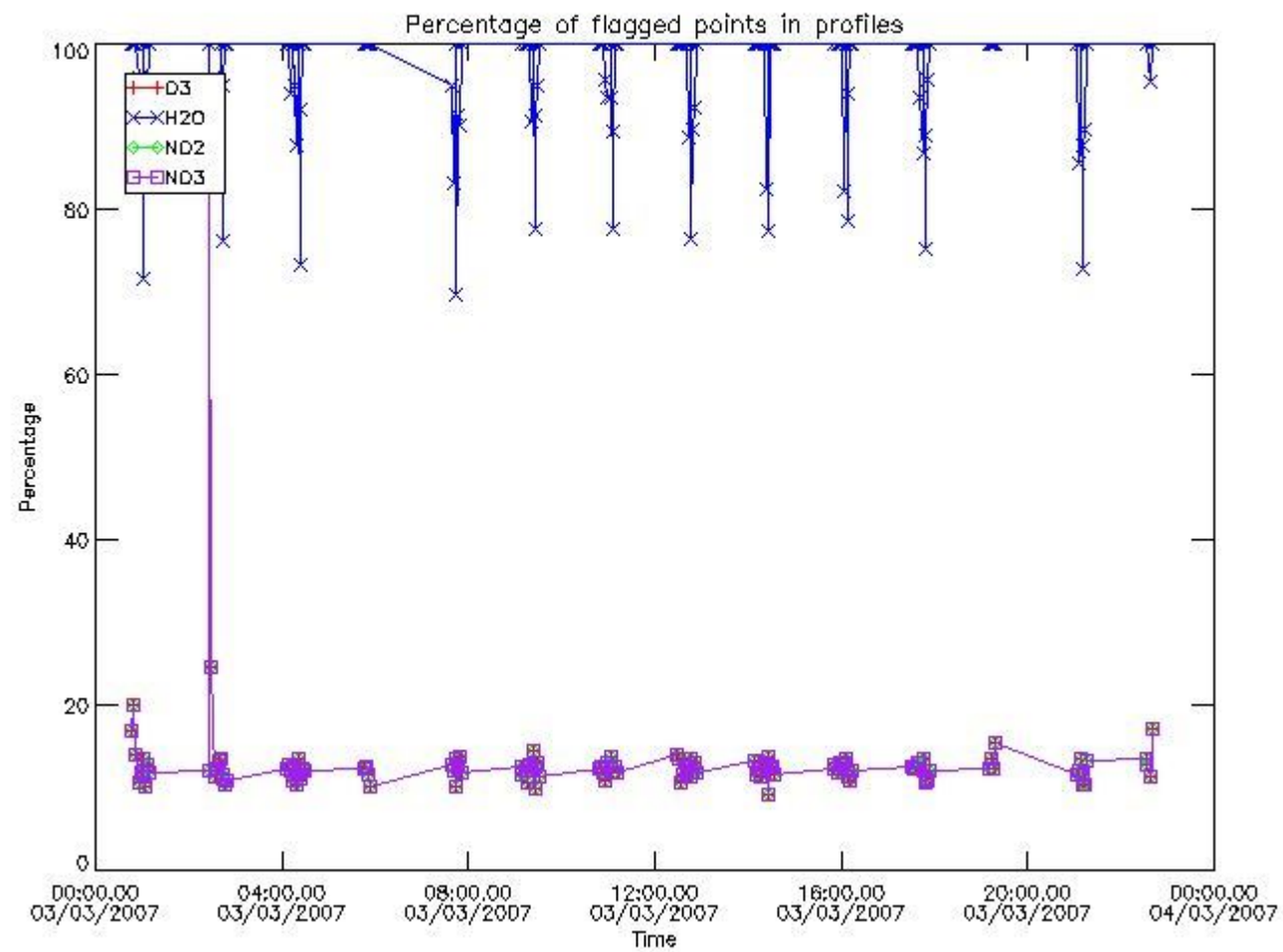
161	GOM_NL__2PRFIN20070303_152428_000000352056_00068_26174_7195.N1	03-MAR-2007 15:24:28	Bright	34.500	89	5Alp Cep	2.4510	8000.0	69	26174	No
162	GOM_NL__2PRFIN20070303_152934_000000332056_00068_26174_7196.N1	03-MAR-2007 15:29:34	Bright	33.000	19	50Alp Cyg	1.2460	10500.	66	26174	No
163	GOM_NL__2PRFIN20070303_153108_000000352056_00068_26174_7197.N1	03-MAR-2007 15:31:08	Bright	35.000	66	37Gam Cyg	2.2080	5900.0	70	26174	No
164	GOM_NL__2PRFIN20070303_153949_000000402056_00068_26174_7198.N1	03-MAR-2007 15:39:49	Bright	39.500	168	17Zet Aql	2.9860	11000.	79	26174	No
165	GOM_NL__2PRFIN20070303_154941_000000422056_00068_26174_7199.N1	03-MAR-2007 15:49:41	Dark	41.500	155	41Pi Sgr	2.9000	6600.0	83	26174	No
166	GOM_NL__2PRFIN20070303_155132_000000402056_00068_26174_7200.N1	03-MAR-2007 15:51:32	Dark	40.000	57	34Sig Sgr	2.0660	26000.	80	26174	No
167	GOM_NL__2PRFIN20070303_155442_000000432056_00068_26174_7201.N1	03-MAR-2007 15:54:42	Dark	43.000	38	20Eps Sgr	1.8360	11000.	86	26174	No
168	GOM_NL__2PRFIN20070303_155739_000000392056_00068_26174_7202.N1	03-MAR-2007 15:57:39	Dark	39.000	25	35Lam Sco	1.6200	28000.	78	26174	No
169	GOM_NL__2PRFIN20070303_160114_000000402056_00069_26175_7227.N1	03-MAR-2007 16:01:14	Dark	40.000	141	Bet Ara	2.8400	4600.0	80	26175	No
170	GOM_NL__2PRFIN20070303_160415_000000402056_00069_26175_7228.N1	03-MAR-2007 16:04:15	Dark	39.500	43	Alp TrA	1.9100	4250.0	79	26175	No
171	GOM_NL__2PRFIN20070303_160626_000000382056_00069_26175_7229.N1	03-MAR-2007 16:06:26	Dark	37.500	145	Gam TrA	2.8720	10600.	75	26175	No
172	GOM_NL__2PRFIN20070303_160749_000000452056_00069_26175_7230.N1	03-MAR-2007 16:07:49	Dark	45.000	4	Alp1Cen	-0.010000	5800.0	90	26175	No
173	GOM_NL__2PRFIN20070303_160908_000000432056_00069_26175_7231.N1	03-MAR-2007 16:09:08	Dark	42.500	10	Bet Cen	0.61000	28000.	85	26175	No
174	GOM_NL__2PRFIN20070303_161137_000000472056_00069_26175_7232.N1	03-MAR-2007 16:11:37	Dark	47.000	12	Alp1Cru	0.77500	30000.	94	26175	No
175	GOM_NL__2PRFIN20070303_161409_000000422056_00069_26175_7233.N1	03-MAR-2007 16:14:09	Dark	42.000	64	Gam Cen	2.2000	10600.	84	26175	No
176	GOM_NL__2PRFIN20070303_161706_000000412056_00069_26175_7234.N1	03-MAR-2007 16:17:06	Straylight	40.500	113	Mu Vel	2.6920	5000.0	81	26175	No
177	GOM_NL__2PRFIN20070303_162934_000000442056_00069_26175_7235.N1	03-MAR-2007 16:29:34	Twilight_and_stray	44.000	48	30Alp Hya	1.9770	4100.0	88	26175	No
178	GOM_NL__2PRFIN20070303_163536_000000412056_00069_26175_7236.N1	03-MAR-2007 16:35:36	Bright	41.000	22	32Alp Leo	1.3600	15200.	82	26175	No
179	GOM_NL__2PRFIN20070303_163856_000000382056_00069_26175_7237.N1	03-MAR-2007 16:38:56	Bright	37.500	166	17Eps Leo	2.9800	6000.0	75	26175	No
180	GOM_NL__2PRFIN20070303_165731_000000362056_00069_26175_7238.N1	03-MAR-2007 16:57:31	Bright	36.000	49	1Alp UMi	1.9900	6300.0	72	26175	No
181	GOM_NL__2PRFIN20070303_170504_000000352056_00069_26175_7239.N1	03-MAR-2007 17:05:04	Bright	34.500	89	5Alp Cep	2.4510	8000.0	69	26175	No
182	GOM_NL__2PRFIN20070303_171010_000000522056_00069_26175_7240.N1	03-MAR-2007 17:10:10	Bright	52.000	19	50Alp Cyg	1.2460	10500.	104	26175	No
183	GOM_NL__2PRFIN20070303_171144_000000352056_00069_26175_7241.N1	03-MAR-2007 17:11:44	Bright	34.500	66	37Gam Cyg	2.2080	5900.0	69	26175	No
184	GOM_NL__2PRFIN20070303_172026_000000412056_00069_26175_7242.N1	03-MAR-2007 17:20:26	Bright	40.500	168	17Zet Aql	2.9860	11000.	81	26175	No
185	GOM_NL__2PRFIN20070303_173018_000000412056_00069_26175_7243.N1	03-MAR-2007 17:30:18	Dark	41.000	155	41Pi Sgr	2.9000	6600.0	82	26175	No
186	GOM_NL__2PRFIN20070303_173209_000000422056_00069_26175_7244.N1	03-MAR-2007 17:32:09	Dark	41.500	57	34Sig Sgr	2.0660	26000.	83	26175	No
187	GOM_NL__2PRFIN20070303_173518_000000422056_00069_26175_7245.N1	03-MAR-2007 17:35:18	Dark	41.500	38	20Eps Sgr	1.8360	11000.	83	26175	No
188	GOM_NL__2PRFIN20070303_173816_000000392056_00069_26175_7246.N1	03-MAR-2007 17:38:16	Dark	39.000	25	35Lam Sco	1.6200	28000.	78	26175	No
189	GOM_NL__2PRFIN20070303_174151_000000402056_00070_26176_7248.N1	03-MAR-2007 17:41:51	Dark	39.500	141	Bet Ara	2.8400	4600.0	79	26176	No
190	GOM_NL__2PRFIN20070303_174451_000000422056_00070_26176_7249.N1	03-MAR-2007 17:44:51	Dark	42.000	43	Alp TrA	1.9100	4250.0	84	26176	No
191	GOM_NL__2PRFIN20070303_174702_000000382056_00070_26176_7250.N1	03-MAR-2007 17:47:02	Dark	37.500	145	Gam TrA	2.8720	10600.	75	26176	No
192	GOM_NL__2PRFIN20070303_174826_000000572056_00070_26176_7251.N1	03-MAR-2007 17:48:26	Dark	57.000	4	Alp1Cen	-0.010000	5800.0	114	26176	No
193	GOM_NL__2PRFIN20070303_174944_000000462056_00070_26176_7252.N1	03-MAR-2007 17:49:44	Dark	46.000	10	Bet Cen	0.61000	28000.	92	26176	No
194	GOM_NL__2PRFIN20070303_175214_000000482056_00070_26176_7253.N1	03-MAR-2007 17:52:14	Dark	47.500	12	Alp1Cru	0.77500	30000.	95	26176	No
195	GOM_NL__2PRFIN20070303_175446_000000432056_00070_26176_7254.N1	03-MAR-2007 17:54:46	Dark	42.500	64	Gam Cen	2.2000	10600.	85	26176	No
196	GOM_NL__2PRFIN20070303_175742_000000442056_00070_26176_7255.N1	03-MAR-2007 17:57:42	Straylight	43.500	113	Mu Vel	2.6920	5000.0	87	26176	No
197	GOM_NL__2PRFIN20070303_181010_000000442056_00070_26176_7256.N1	03-MAR-2007 18:10:10	Twilight_and_stray	44.000	48	30Alp Hya	1.9770	4100.0	88	26176	No
198	GOM_NL__2PRFIN20070303_181612_000000412056_00070_26176_7257.N1	03-MAR-2007 18:16:12	Bright	40.500	22	32Alp Leo	1.3600	15200.	81	26176	No
199	GOM_NL__2PRFIN20070303_181932_000000382056_00070_26176_7258.N1	03-MAR-2007 18:19:32	Bright	38.000	166	17Eps Leo	2.9800	6000.0	76	26176	No
200	GOM_NL__2PRFIN20070303_183807_000000382056_00070_26176_7259.N1	03-MAR-2007 18:38:07	Bright	37.500	49	1Alp UMi	1.9900	6300.0	75	26176	No
201	GOM_NL__2PRFIN20070303_184540_000000362056_00070_26176_7260.N1	03-MAR-2007 18:45:40	Bright	35.500	89	5Alp Cep	2.4510	8000.0	71	26176	No
202	GOM_NL__2PRFIN20070303_185046_000000342056_00070_26176_7261.N1	03-MAR-2007 18:50:46	Bright	34.000	19	50Alp Cyg	1.2460	10500.	68	26176	No
203	GOM_NL__2PRFIN20070303_185220_000000352056_00070_26176_7262.N1	03-MAR-2007 18:52:20	Bright	34.500	66	37Gam Cyg	2.2080	5900.0	69	26176	No
204	GOM_NL__2PRFIN20070303_185354_000000342056_00070_26176_7263.N1	03-MAR-2007 18:53:54	Bright	33.500	92	53Eps Cyg	2.5000	4500.0	67	26176	No
205	GOM_NL__2PRFIN20070303_190102_000000402056_00070_26176_7264.N1	03-MAR-2007 19:01:02	Bright	40.000	168	17Zet Aql	2.9860	11000.	80	26176	No
206	GOM_NL__2PRFIN20070303_191054_000000422056_00070_26176_7265.N1	03-MAR-2007 19:10:54	Dark	41.500	155	41Pi Sgr	2.9000	6600.0	83	26176	No
207	GOM_NL__2PRFIN20070303_191245_000000422056_00070_26176_7266.N1	03-MAR-2007 19:12:45	Dark	41.500	57	34Sig Sgr	2.0660	26000.	83	26176	No
208	GOM_NL__2PRFIN20070303_191555_000000422056_00070_26176_7267.N1	03-MAR-2007 19:15:55	Dark	41.500	38	20Eps Sgr	1.8360	11000.	83	26176	No
209	GOM_NL__2PRFIN20070303_191853_000000332056_00070_26176_7268.N1	03-MAR-2007 19:18:53	Dark	33.000	25	35Lam Sco	1.6200	28000.	66	26176	No
210	GOM_NL__2PRFIN20070303_210304_000000442056_00072_26178_7264.N1	03-MAR-2007 21:03:04	Dark	44.000	141	Bet Ara	2.8400	4600.0	88	26178	No
211	GOM_NL__2PRFIN20070303_210604_000000422056_00072_26178_7265.N1	03-MAR-2007 21:06:04	Dark	42.000	43	Alp TrA	1.9100	4250.0	84	26178	No
212	GOM_NL__2PRFIN20070303_210815_000000382056_00072_26178_7266.N1	03-MAR-2007 21:08:15	Dark	37.500	145	Gam TrA	2.8720	10600.	75	26178	No
213	GOM_NL__2PRFIN20070303_210938_000000452056_00072_26178_7267.N1	03-MAR-2007 21:09:38	Dark	44.500	4	Alp1Cen	-0.010000	5800.0	89	26178	No
214	GOM_NL__2PRFIN20070303_211057_000000502056_00072_26178_7268.N1	03-MAR-2007 21:10:57	Dark	49.500	10	Bet Cen	0.61000	28000.	99	26178	No
215	GOM_NL__2PRFIN20070303_211326_000000492056_00072_26178_7269.N1	03-MAR-2007 21:13:26	Dark	49.000	12	Alp1Cru	0.77500	30000.	98	26178	No
216	GOM_NL__2PRFIN20070303_211559_000000422056_00072_26178_7270.N1	03-MAR-2007 21:15:59	Dark	42.000	64	Gam Cen	2.2000	10600.	84	26178	No
217	GOM_NL__2PRFIN20070303_211855_000000412056_00072_26178_7271.N1	03-MAR-2007 21:18:55	Straylight	41.000	113	Mu Vel	2.6920	5000.0	82	26178	No
218	GOM_NL__2PRFIN20070303_213122_000000452056_00072_26178_7272.N1	03-MAR-2007 21:31:22	Twilight_and_stray	45.000	48	30Alp Hya	1.9770	4100.0	90	26178	No
219	GOM_NL__2PRFIN20070303_213724_000000422056_00072_26178_7273.N1	03-MAR-2007 21:37:24	Bright	41.500	22	32Alp Leo	1.3600	15200.	83	26178	No

220	GOM_NL__2PRFIN20070303_214044_000000382056_00072_26178_7274.N1	03-MAR-2007 21:40:44	Bright	37.500	166	17Eps Leo	2.9800	6000.0	75	26178	No
221	GOM_NL__2PRFIN20070303_215919_000000352056_00072_26178_7275.N1	03-MAR-2007 21:59:19	Bright	35.000	49	1Alp UMi	1.9900	6300.0	70	26178	No
222	GOM_NL__2PRFIN20070303_220652_000000332056_00072_26178_7276.N1	03-MAR-2007 22:06:52	Bright	32.500	89	5Alp Cep	2.4510	8000.0	65	26178	No
223	GOM_NL__2PRFIN20070303_221158_000000342056_00072_26178_7277.N1	03-MAR-2007 22:11:58	Bright	34.000	19	50Alp Cyg	1.2460	10500.	68	26178	No
224	GOM_NL__2PRFIN20070303_221332_000000342056_00072_26178_7278.N1	03-MAR-2007 22:13:32	Bright	33.500	66	37Gam Cyg	2.2080	5900.0	67	26178	No
225	GOM_NL__2PRFIN20070303_221506_000000332056_00072_26178_7279.N1	03-MAR-2007 22:15:06	Bright	32.500	92	53Eps Cyg	2.5000	4500.0	65	26178	No
226	GOM_NL__2PRFIN20070303_222215_000000402056_00072_26178_7280.N1	03-MAR-2007 22:22:15	Bright	40.000	168	17Zet Aql	2.9860	11000.	80	26178	No
227	GOM_NL__2PRFIN20070303_223207_000000382056_00072_26178_7281.N1	03-MAR-2007 22:32:07	Dark	37.500	155	41Pi Sgr	2.9000	6600.0	75	26178	No
228	GOM_NL__2PRFIN20070303_223358_000000402056_00072_26178_7282.N1	03-MAR-2007 22:33:58	Dark	40.000	57	34Sig Sgr	2.0660	26000.	80	26178	No
229	GOM_NL__2PRFIN20070303_223708_000000452056_00072_26178_7283.N1	03-MAR-2007 22:37:08	Dark	45.000	38	20Eps Sgr	1.8360	11000.	90	26178	No
230	GOM_NL__2PRFIN20070303_224006_000000302056_00072_26178_7284.N1	03-MAR-2007 22:40:06	Dark	30.000	25	35Lam Sco	1.6200	28000.	60	26178	No

3. Quality information per product

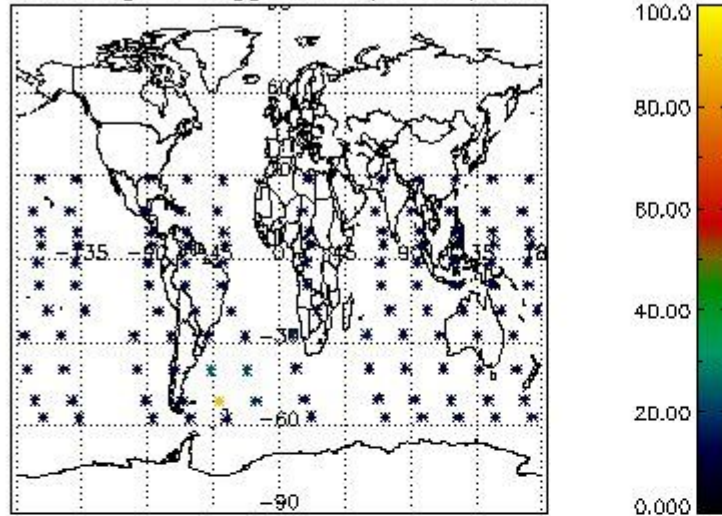
In this section it is plotted some information contained in the Quality Summary data set of the level 2 products. Only products in dark limb conditions and without errors (error flag in the MPH set to "0") are used.

3.1 Plot quality information per product (time dependant)

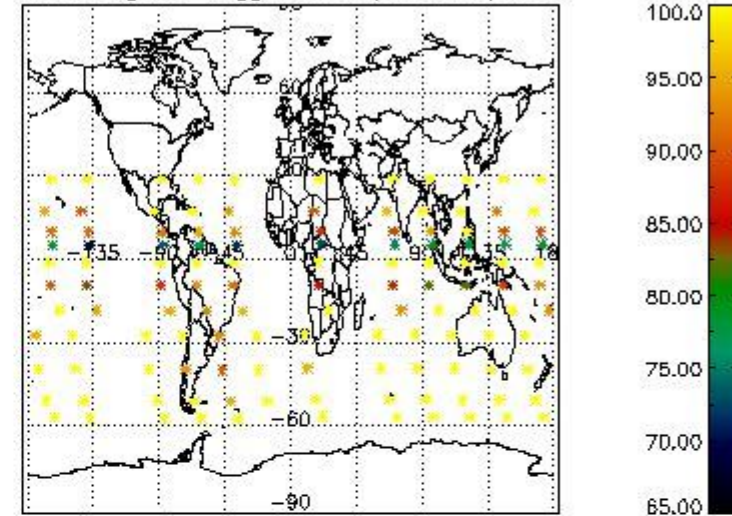


3.2 Plot quality information per product (world map)

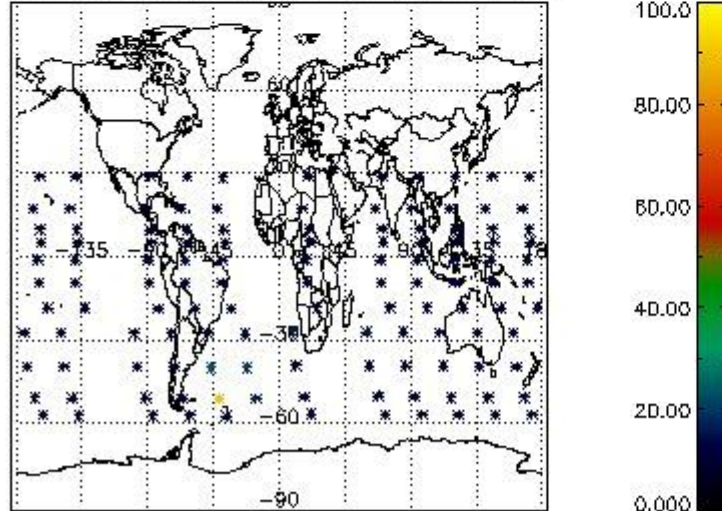
Percentage of flagged data per O3 profile



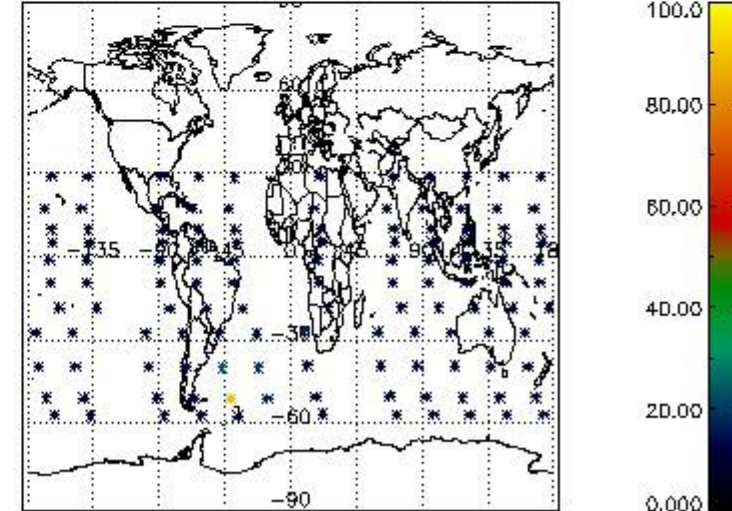
Percentage of flagged data per H2O profile



Percentage of flagged data per NO2 profile



Percentage of flagged data per NO3 profile

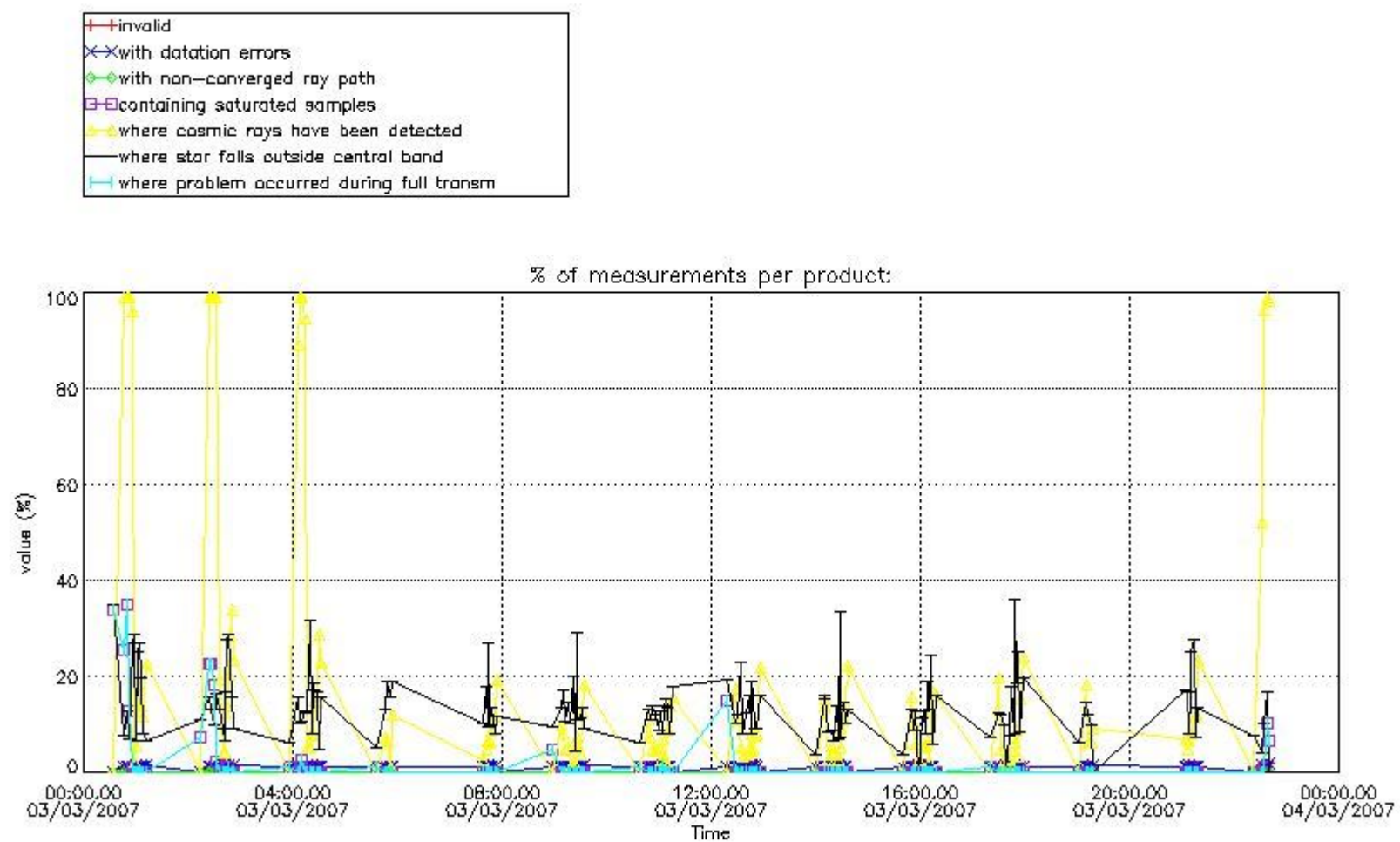


4. Level 1 quality information per product

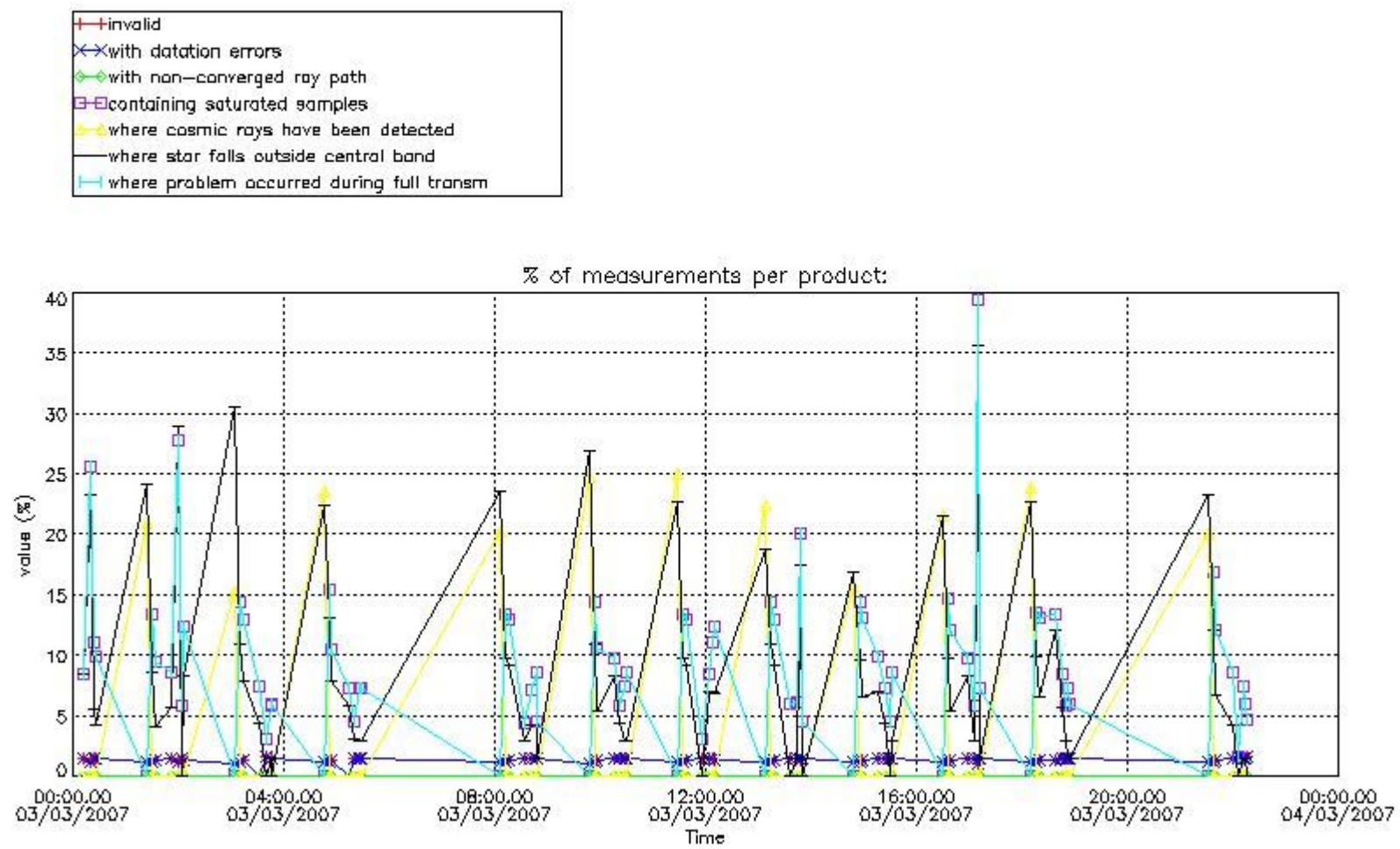
In this section it is plotted some information contained in the Quality Summary data set of the level 2 products that comes from the level 1b processing. Products without errors (error flag in the MPH set to "0") are used.

4.1 Plot quality information per product (time dependant) coming from level 1b processing

4.1.1 Plot level 1 quality information per product (time dependant): ENVISAT ASCENDING passes



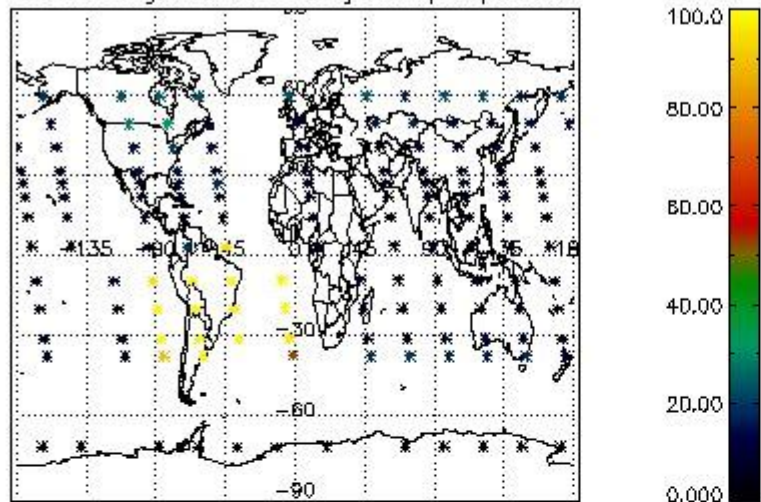
4.1.2 Plot level 1 quality information per product (time dependant): ENVI SAT DESCENDING passes



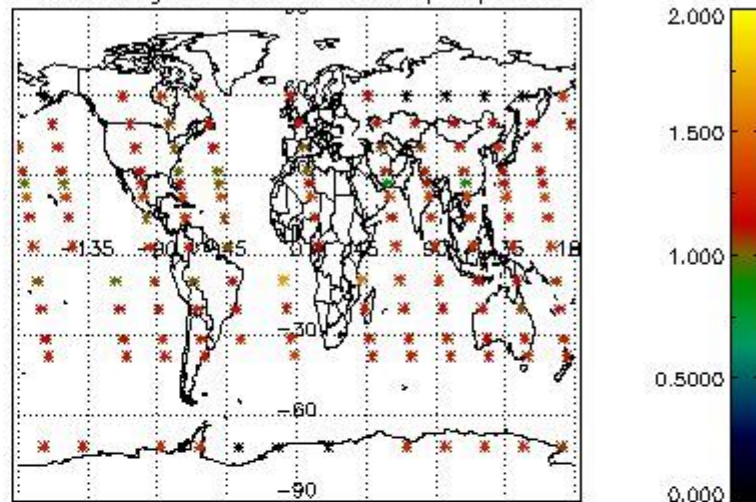
4.2 Plot quality information per product coming from level 1b processing (world map)

4.2.1 Plot level 1 quality information per product (world map): ENVISAT ASCENDING passes

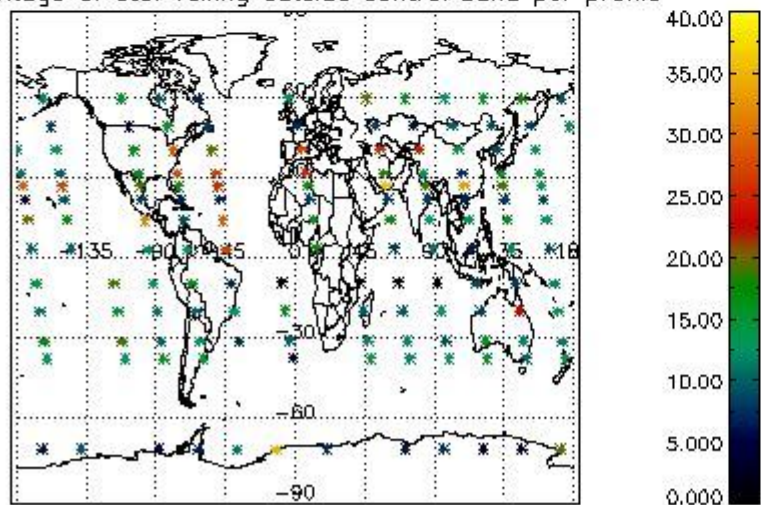
Percentage of cosmic ray hits per profile



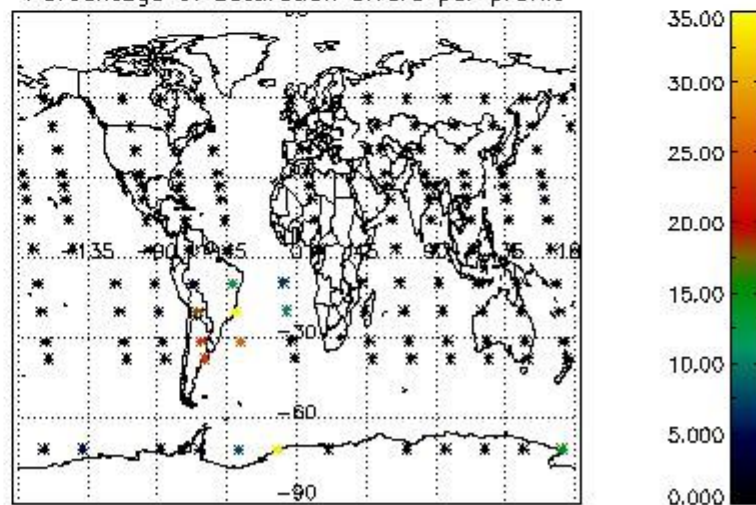
Percentage of datation errors per profile



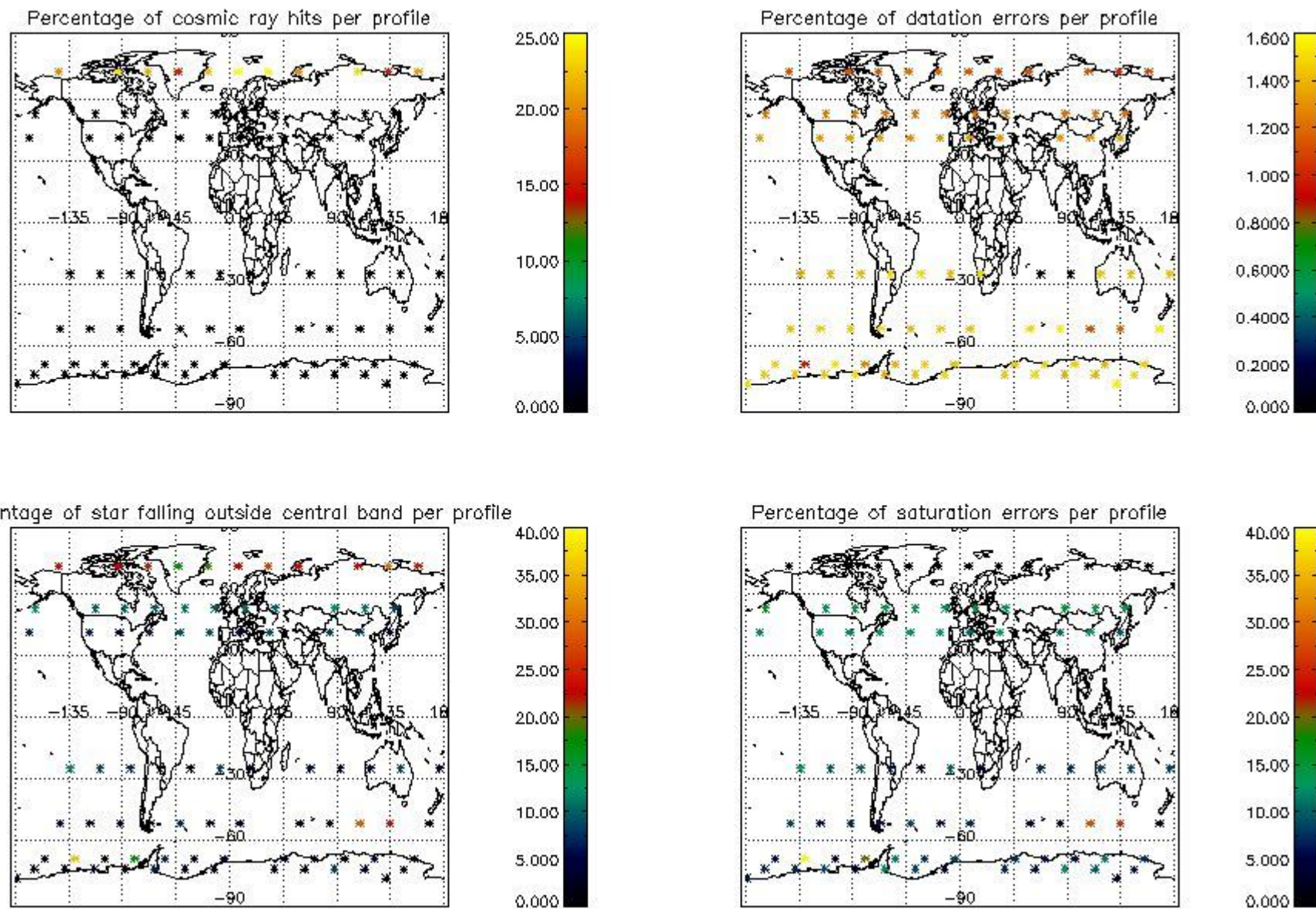
Percentage of star falling outside central band per profile



Percentage of saturation errors per profile



4.2.2 Plot level 1 quality information per product (world map): ENVISAT DESCENDING passes



5. Trace gas profiles

5.1 Ozone statistics based on quality of products

The final quality of the products can be "measured" using the STD (Standard Deviation) attached to every point profile. This information is written to the parameter GOM_NL__2P/NL_LOCAL_SPECIES_DENSITY/o3_std of the level 2 products. The table below shows the statistics for given STD ranges.

The statistics are given with respect to the overall valid production:

- Products without fatal errors: GOM_NL__2P/MPH/PRODUCT_ERR=0
- Valid point profile: GOM_NL__2P/NL_LOCAL_SPECIES_DENSITY/pcd(0)=0

The 'Criteria' is applied to valid points of dark limb products:

- Products in dark limb illumination condition: GOM_NL__2P/NL_SUMMARY_QUALITY/obs_ill_cond=0
- Products without fatal errors: GOM_NL__2P/MPH/PRODUCT_ERR=0
- Valid point profile: GOM_NL__2P/NL_LOCAL_SPECIES_DENSITY/pcd(0)=0

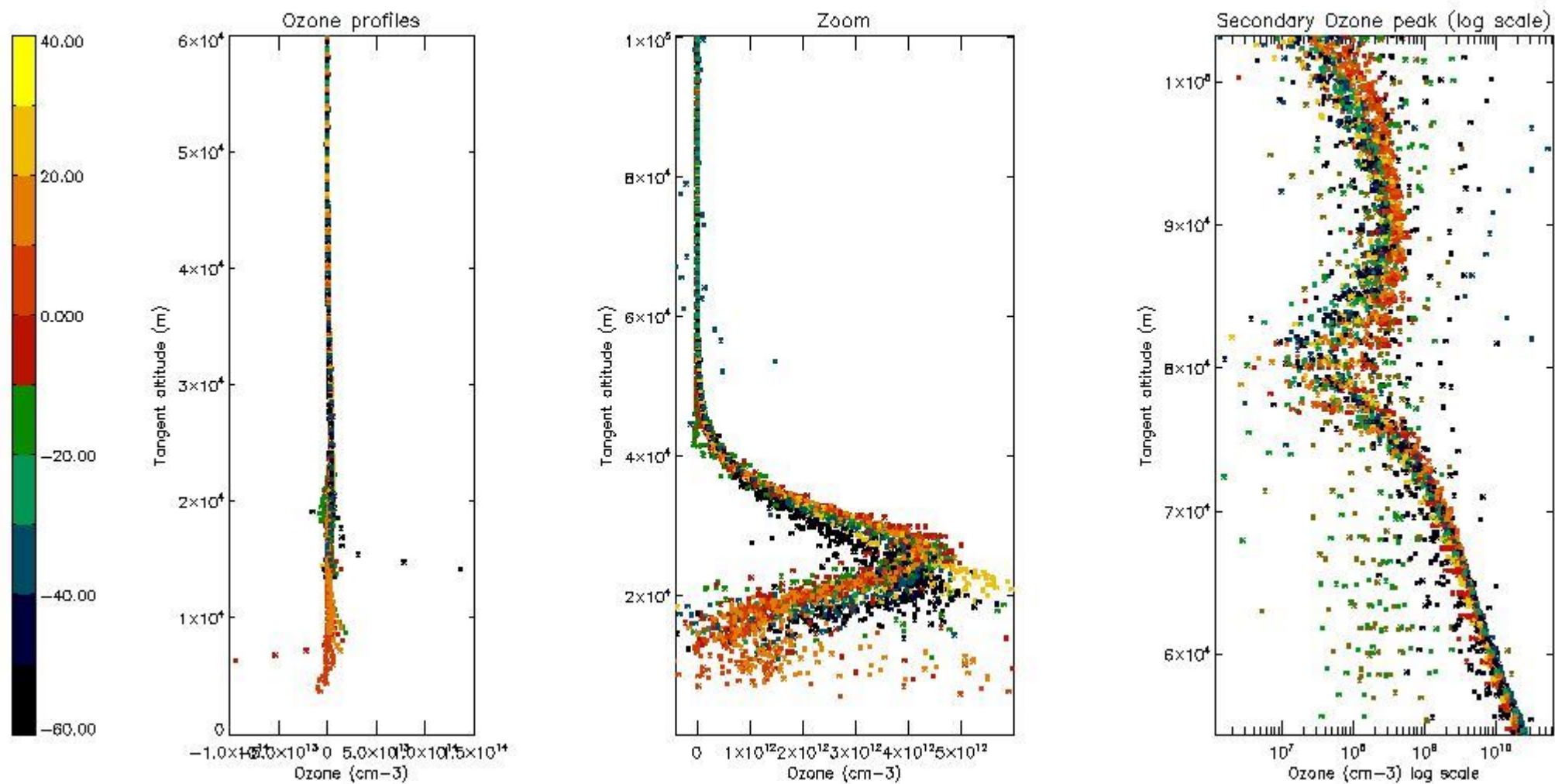
So, the table below shows the percentage of dark limb and valid observations for each criteria with respect to the overall valid daily observations.

Criteria	% of total production
All STD	57
STD < 20	32

STD < 10	25
STD < 5	18

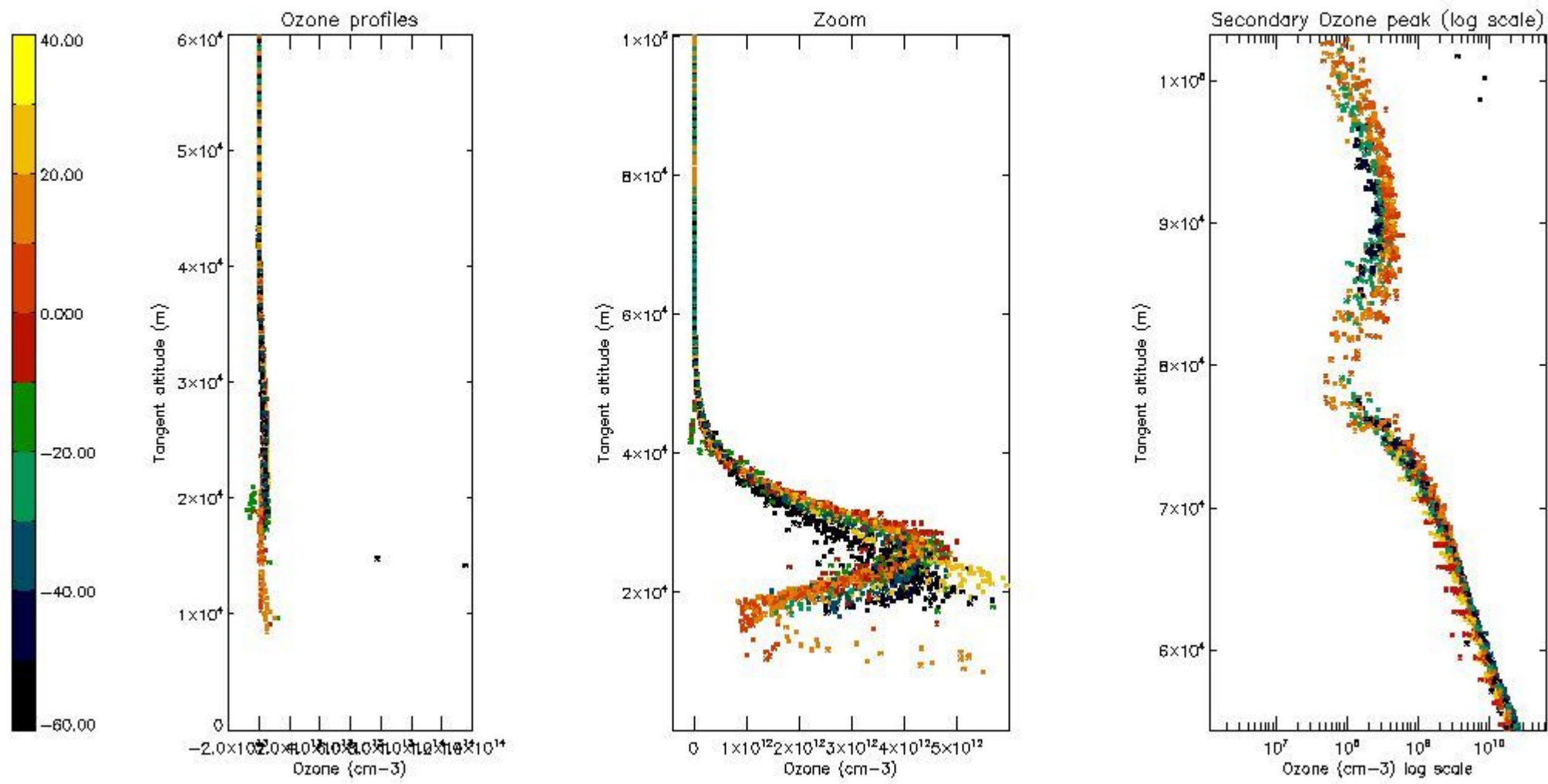
5.2 Plot ozone profiles for all STD (dark without errors)

The colorbar represents the latitude.



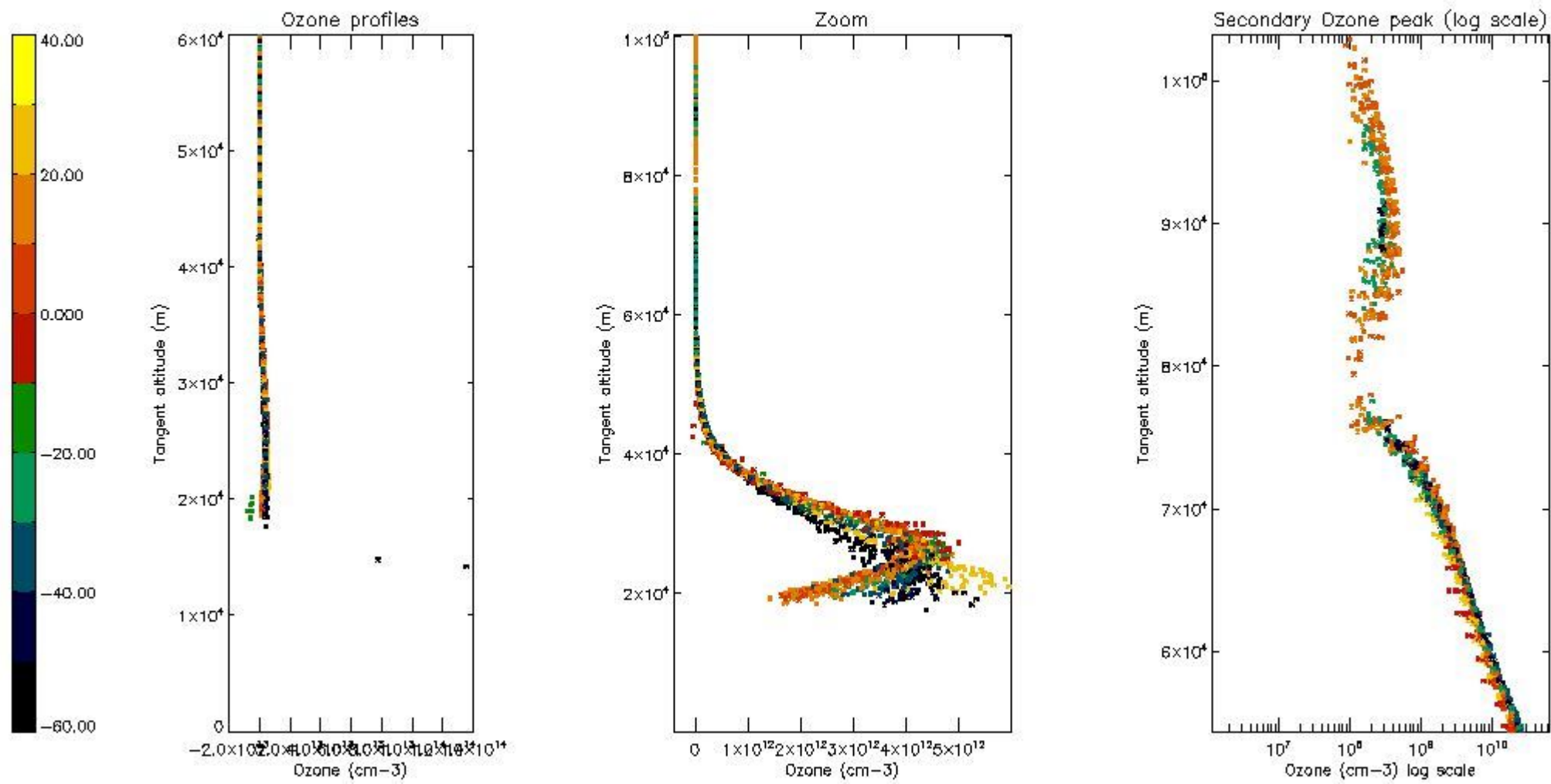
5.3 Plot ozone profiles where STD < 20% (dark without errors)

The colorbar represents the latitude.



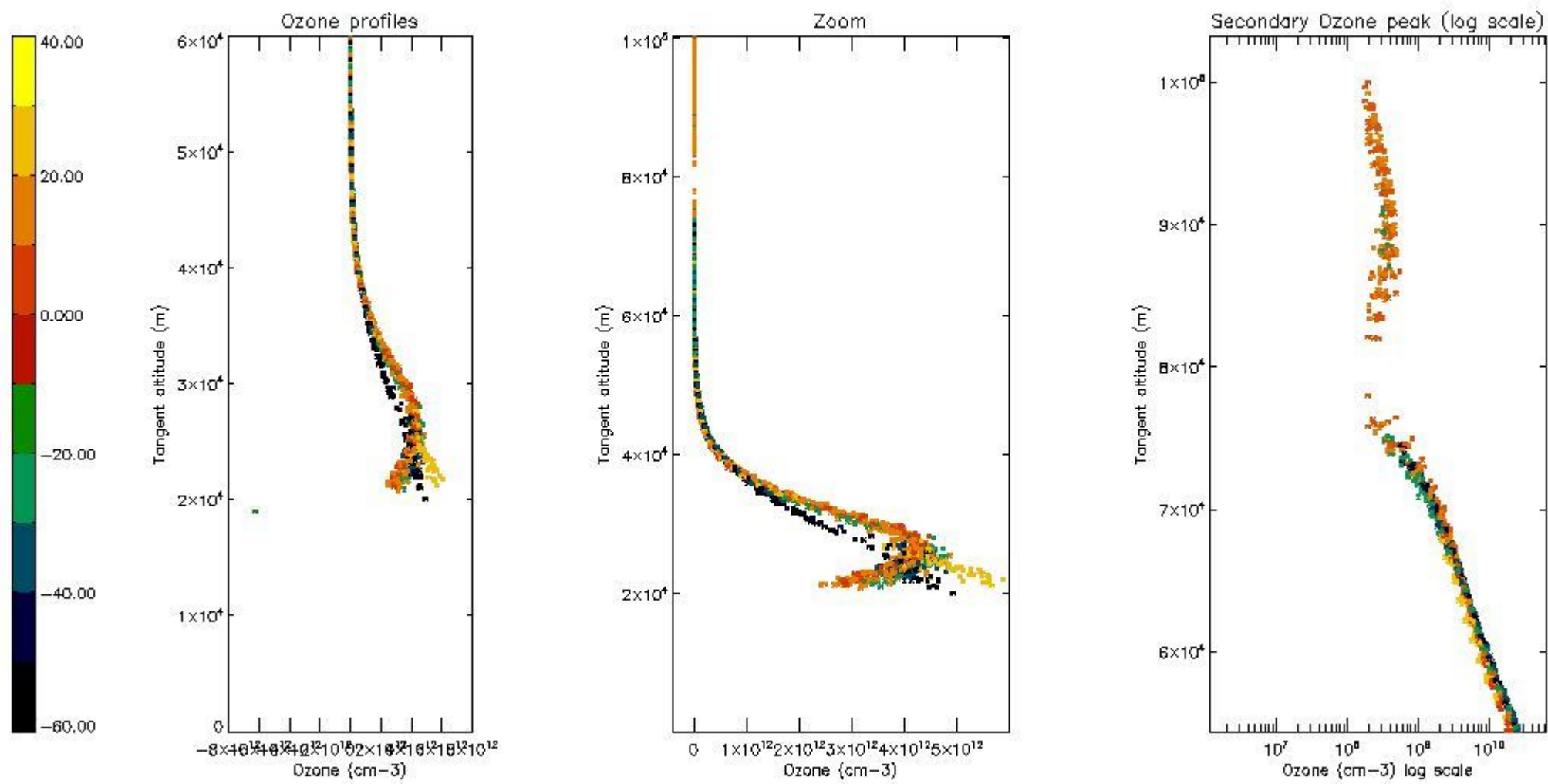
5.4 Plot ozone profiles where STD < 10% (dark without errors)

The colorbar represents the latitude.



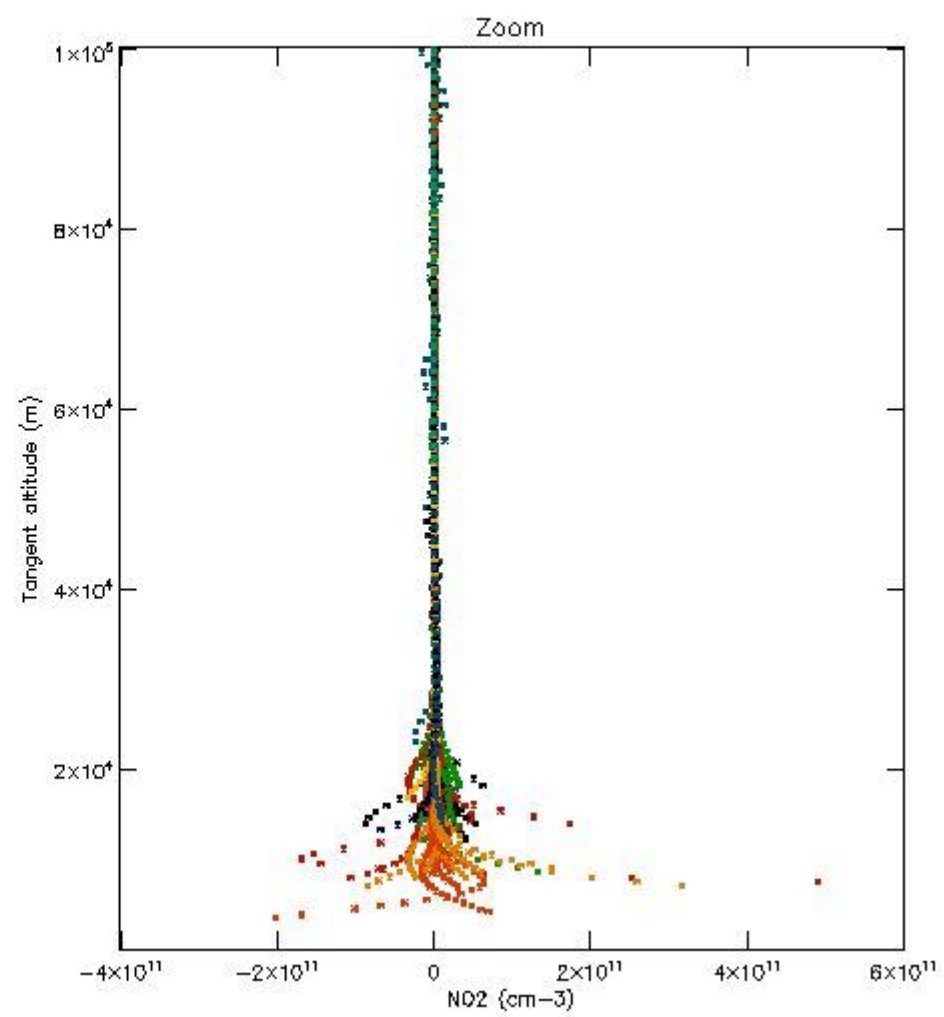
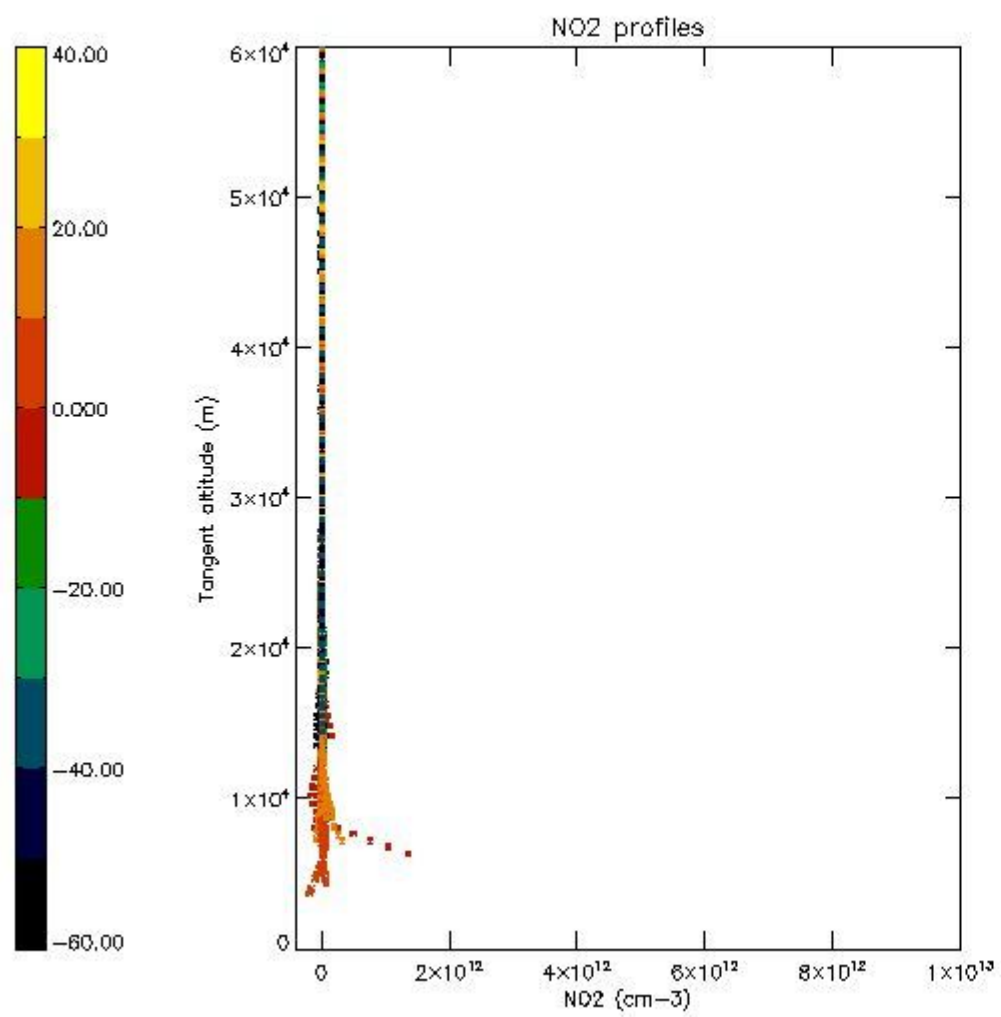
5.5 Plot ozone profiles where $STD < 5\%$ (dark without errors)

The colorbar represents the latitude.



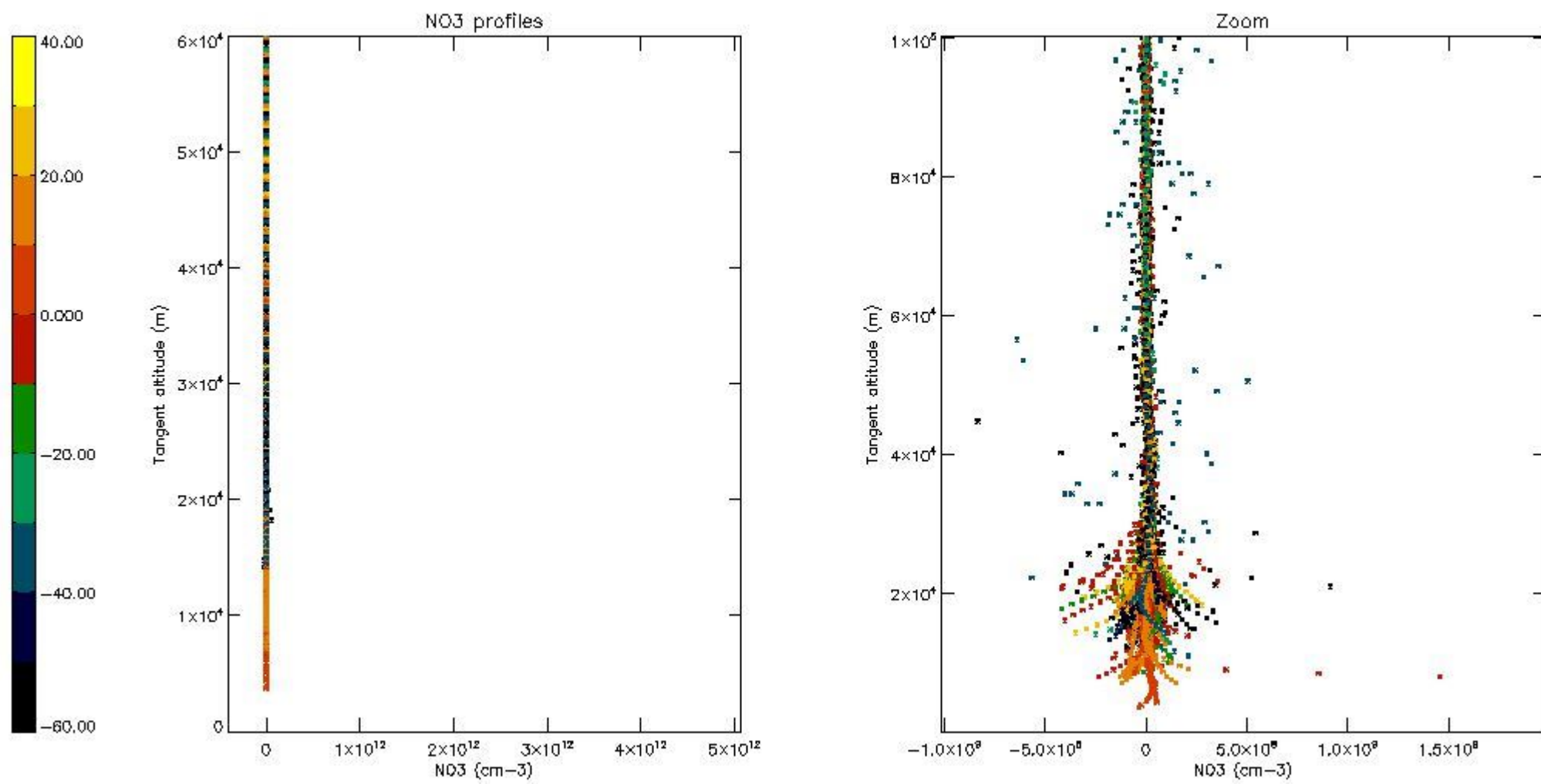
5.6 Plot NO₂ profiles for all STD (dark without errors)

The colorbar represents the latitude.



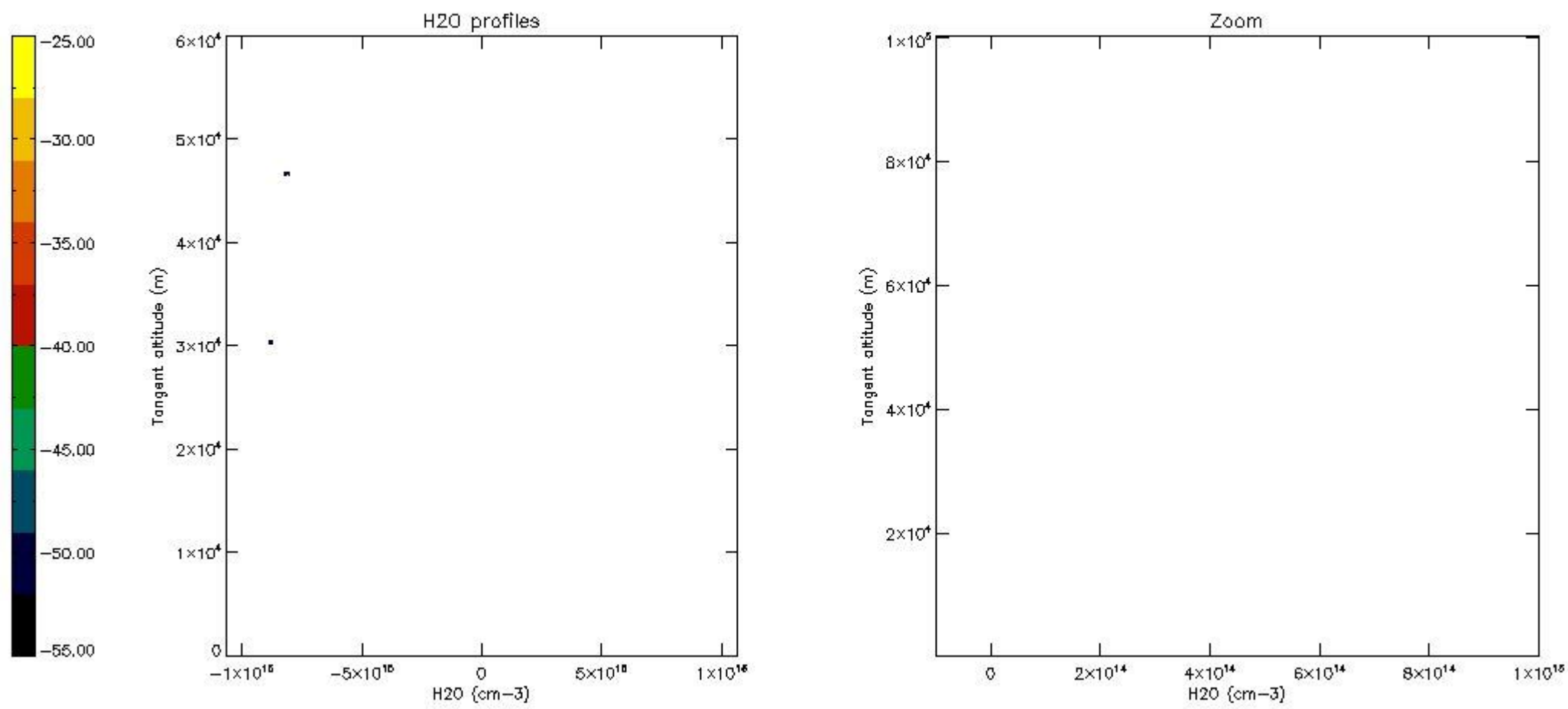
5.7 Plot NO3 profiles for all STD (dark without errors)

The colorbar represents the latitude.



5.8 Plot H2O profiles for all STD (only for occultations of stars 1,2,3,4,13,14,16,26,63 dark without errors)

The colorbar represents the latitude.



6. Auxiliary Data Files used for the production reported in section 2

The number reported in the third column indicates since which file (see list in section 2) the corresponding auxiliary file has been used. The fourth column is the date of those product files.

Type	Auxiliary Filename	Used since product	Used since product date
INST_PHYS_CHARACTERISTICS	GOM_INS_AXVIEC20091111_143220_20030716_120000_20500101_000000	1	03-MAR-2007 00:11:32
LEVEL-2_PROC_CONFIG	GOM_PR2_AXVIEC20091111_152718_20020301_000000_20500101_000000	1	03-MAR-2007 00:11:32
CROSS_SECTIONS_FILE	GOM_CRS_AXVIEC20091111_154832_20020301_000000_20500101_000000	1	03-MAR-2007 00:11:32

GOMOS Level 2 Daily Report

SUMMARY

[1. General Info](#)

[2. Summary of processed GOM_NL_2P products](#)

[3. Level 2 Quality information per product](#)

[3.1 Plot of level 2 quality information per product \(time dependant\)](#)

[3.2 Plot of level 2 quality information per product \(world map\)](#)

[4. Level 1 Quality information per product \(stored on level 2 products\)](#)

[4.1 Plot of level 1 quality information per product \(time dependant\)](#)

[4.1.1 Plot of level 1 quality information per product \(time dependant\): ASCENDING](#)

[4.1.2 Plot of level 1 quality information per product \(time dependant\): DESCENDING](#)

[4.2 Plot of level 1 quality information per product \(world map\)](#)

[4.2.1 Plot of level 1 quality information per product \(world map\): ASCENDING](#)

[4.2.2 Plot of level 1 quality information per product \(world map\): DESCENDING](#)

[5. Ozone profiles based on quality statistics and other trace gas profiles](#)

[5.1 Ozone statistics based on quality of products](#)

[5.2 Plot ozone profiles for all STD \(dark without errors\)](#)

[5.3 Plot ozone profiles where STD < 20% \(dark without errors\)](#)

[5.4. Plot ozone profiles where STD < 10% \(dark without errors\)](#)

[5.5. Plot ozone profiles where STD < 5% \(dark without errors\)](#)

[5.6 Plot NO2 profiles for all STD \(dark without errors\)](#)

[5.7 Plot NO3 profiles for all STD \(dark without errors\)](#)

[5.8 Plot H2O profiles \(only for occultations of stars 1,2,3,4,13,14,16,26,63 dark without errors\) for all STD](#)

[6. Auxiliary Data Files used for the production reported in section 2](#)

This report presents the daily analysis on parameters extracted from GOMOS level 2 data (GOM_NL__2P). It is intended to monitor some important parameters that will impact the quality of these products. A list of level 2 products (and content) that have arrived during the reporting day to the PCF is also given.

Item	Value
Time of report generation	22APR2013 16:54:33
Data source version	GOMOS/6.01
Start time of products	03-03-2007 (03MAR2007 00:00:00)
Stop time of products	04-03-2007 (04MAR2007 00:00:00)
Store outputs in DB	Yes
Nb of level 2 prods	230
Nb of prods with errors	0

2. Summary of processed GOM_NL__2P products.

Nr	Filename	UTC Start time	Limb	Duration	Star Id	Star Name	Star Mag	Star Temp	Nb Meas	Orbit	Prod. error
1	GOM_NL__2PRFIN20070303_001132_000000362056_00059_26165_6979.N1	03-MAR-2007 00:11:32	Bright	35.500	49	1Alp UMi	1.9900	6300.0	71	26165	No
2	GOM_NL__2PRFIN20070303_001904_000000432056_00059_26165_6980.N1	03-MAR-2007 00:19:04	Bright	43.000	89	5Alp Cep	2.4510	8000.0	86	26165	No
3	GOM_NL__2PRFIN20070303_002409_000000362056_00059_26165_6981.N1	03-MAR-2007 00:24:09	Bright	36.000	19	50Alp Cyg	1.2460	10500.	72	26165	No
4	GOM_NL__2PRFIN20070303_002543_000000362056_00059_26165_6982.N1	03-MAR-2007 00:25:43	Bright	35.500	66	37Gam Cyg	2.2080	5900.0	71	26165	No
5	GOM_NL__2PRFIN20070303_003423_000000582056_00059_26165_6983.N1	03-MAR-2007 00:34:23	Bright	57.500	168	17Zet Aql	2.9860	11000.	115	26165	No
6	GOM_NL__2PRFIN20070303_004604_000000402056_00059_26165_6984.N1	03-MAR-2007 00:46:04	Dark	39.500	57	34Sig Sgr	2.0660	26000.	79	26165	No
7	GOM_NL__2PRFIN20070303_004912_000000432056_00059_26165_6985.N1	03-MAR-2007 00:49:12	Dark	43.000	38	20Eps Sgr	1.8360	11000.	86	26165	No
8	GOM_NL__2PRFIN20070303_005208_000000442056_00059_26165_6986.N1	03-MAR-2007 00:52:08	Dark	43.500	25	35Lam Sco	1.6200	28000.	87	26165	No
9	GOM_NL__2PRFIN20070303_005546_000000492056_00060_26166_6994.N1	03-MAR-2007 00:55:46	Dark	48.500	141	Bet Ara	2.8400	4600.0	97	26166	No
10	GOM_NL__2PRFIN20070303_005848_000000472056_00060_26166_6995.N1	03-MAR-2007 00:58:48	Dark	47.000	43	Alp TrA	1.9100	4250.0	94	26166	No
11	GOM_NL__2PRFIN20070303_010059_000000382056_00060_26166_6996.N1	03-MAR-2007 01:00:59	Dark	37.500	145	Gam TrA	2.8720	10600.	75	26166	No
12	GOM_NL__2PRFIN20070303_010220_000000502056_00060_26166_6997.N1	03-MAR-2007 01:02:20	Dark	49.500	4	Alp1Cen	-0.010000	5800.0	99	26166	No
13	GOM_NL__2PRFIN20070303_010339_000000512056_00060_26166_6998.N1	03-MAR-2007 01:03:39	Dark	50.500	10	Bet Cen	0.61000	28000.	101	26166	No
14	GOM_NL__2PRFIN20070303_010610_000000442056_00060_26166_6999.N1	03-MAR-2007 01:06:10	Dark	43.500	12	Alp1Cru	0.77500	30000.	87	26166	No
15	GOM_NL__2PRFIN20070303_010841_000000432056_00060_26166_7000.N1	03-MAR-2007 01:08:41	Dark	43.000	64	Gam Cen	2.2000	10600.	86	26166	No
16	GOM_NL__2PRFIN20070303_011140_000000382056_00060_26166_7001.N1	03-MAR-2007 01:11:40	Straylight	37.500	113	Mu Vel	2.6920	5000.0	75	26166	No
17	GOM_NL__2PRFIN20070303_012409_000000462056_00060_26166_7002.N1	03-MAR-2007 01:24:09	Twilight_stray	45.500	48	30Alp Hya	1.9770	4100.0	91	26166	No
18	GOM_NL__2PRFIN20070303_013014_000000412056_00060_26166_7003.N1	03-MAR-2007 01:30:14	Bright	41.000	22	32Alp Leo	1.3600	15200.	82	26166	No
19	GOM_NL__2PRFIN20070303_013334_000000372056_00060_26166_7004.N1	03-MAR-2007 01:33:34	Bright	37.000	166	17Eps Leo	2.9800	6000.0	74	26166	No
20	GOM_NL__2PRFIN20070303_015208_000000352056_00060_26166_7005.N1	03-MAR-2007 01:52:08	Bright	35.000	49	1Alp UMi	1.9900	6300.0	70	26166	No
21	GOM_NL__2PRFIN20070303_015940_000000452056_00060_26166_7006.N1	03-MAR-2007 01:59:40	Bright	45.000	89	5Alp Cep	2.4510	8000.0	90	26166	No
22	GOM_NL__2PRFIN20070303_020445_000000342056_00060_26166_7007.N1	03-MAR-2007 02:04:45	Bright	34.000	19	50Alp Cyg	1.2460	10500.	68	26166	No
23	GOM_NL__2PRFIN20070303_020619_000000372056_00060_26166_7008.N1	03-MAR-2007 02:06:19	Bright	36.500	66	37Gam Cyg	2.2080	5900.0	73	26166	No
24	GOM_NL__2PRFIN20070303_021459_000000412056_00060_26166_7009.N1	03-MAR-2007 02:14:59	Bright	41.000	168	17Zet Aql	2.9860	11000.	82	26166	No
25	GOM_NL__2PRFIN20070303_022450_000000422056_00060_26166_7010.N1	03-MAR-2007 02:24:50	Dark	42.000	155	41Pi Sgr	2.9000	6600.0	84	26166	No
26	GOM_NL__2PRFIN20070303_022640_000000422056_00060_26166_7011.N1	03-MAR-2007 02:26:40	Dark	42.000	57	34Sig Sgr	2.0660	26000.	84	26166	No
27	GOM_NL__2PRFIN20070303_022949_000000422056_00060_26166_7012.N1	03-MAR-2007 02:29:49	Dark	41.500	38	20Eps Sgr	1.8360	11000.	83	26166	No
28	GOM_NL__2PRFIN20070303_023245_000000492056_00060_26166_7013.N1	03-MAR-2007 02:32:45	Dark	49.000	25	35Lam Sco	1.6200	28000.	98	26166	No
29	GOM_NL__2PRFIN20070303_023622_000000422056_00061_26167_7005.N1	03-MAR-2007 02:36:22	Dark	41.500	141	Bet Ara	2.8400	4600.0	83	26167	No
30	GOM_NL__2PRFIN20070303_023924_000000392056_00061_26167_7006.N1	03-MAR-2007 02:39:24	Dark	38.500	43	Alp TrA	1.9100	4250.0	77	26167	No
31	GOM_NL__2PRFIN20070303_024135_000000382056_00061_26167_7007.N1	03-MAR-2007 02:41:35	Dark	37.500	145	Gam TrA	2.8720	10600.	75	26167	No
32	GOM_NL__2PRFIN20070303_024257_000000452056_00061_26167_7008.N1	03-MAR-2007 02:42:57	Dark	44.500	4	Alp1Cen	-0.010000	5800.0	89	26167	No
33	GOM_NL__2PRFIN20070303_024416_000000512056_00061_26167_7009.N1	03-MAR-2007 02:44:16	Dark	50.500	10	Bet Cen	0.61000	28000.	101	26167	No
34	GOM_NL__2PRFIN20070303_024646_000000492056_00061_26167_7010.N1	03-MAR-2007 02:46:46	Dark	49.000	12	Alp1Cru	0.77500	30000.	98	26167	No
35	GOM_NL__2PRFIN20070303_024917_000000482056_00061_26167_7011.N1	03-MAR-2007 02:49:17	Dark	47.500	64	Gam Cen	2.2000	10600.	95	26167	No
36	GOM_NL__2PRFIN20070303_025216_000000392056_00061_26167_7012.N1	03-MAR-2007 02:52:16	Straylight	38.500	113	Mu Vel	2.6920	5000.0	77	26167	No
37	GOM_NL__2PRFIN20070303_030446_000000492056_00061_26167_7013.N1	03-MAR-2007 03:04:46	Twilight_stray	49.000	48	30Alp Hya	1.9770	4100.0	98	26167	No
38	GOM_NL__2PRFIN20070303_031050_000000422056_00061_26167_7014.N1	03-MAR-2007 03:10:50	Bright	41.500	22	32Alp Leo	1.3600	15200.	83	26167	No
39	GOM_NL__2PRFIN20070303_031410_000000392056_00061_26167_7015.N1	03-MAR-2007 03:14:10	Bright	38.500	166	17Eps Leo	2.9800	6000.0	77	26167	No
40	GOM_NL__2PRFIN20070303_033244_000000342056_00061_26167_7016.N1	03-MAR-2007 03:32:44	Bright	34.000	49	1Alp UMi	1.9900	6300.0	68	26167	No
41	GOM_NL__2PRFIN20070303_034016_000000332056_00061_26167_7017.N1	03-MAR-2007 03:40:16	Bright	32.500	89	5Alp Cep	2.4510	8000.0	65	26167	No
42	GOM_NL__2PRFIN20070303_034521_000000342056_00061_26167_7018.N1	03-MAR-2007 03:45:21	Bright	34.000	19	50Alp Cyg	1.2460	10500.	68	26167	No

43	GOM_NL__2PRFIN20070303_034656_000000342056_00061_26167_7019.N1	03-MAR-2007 03:46:56	Bright	33.500	66	37Gam Cyg	2.2080	5900.0	67	26167	No
44	GOM_NL__2PRFIN20070303_035535_000000402056_00061_26167_7020.N1	03-MAR-2007 03:55:35	Bright	39.500	168	17Zet Aql	2.9860	11000.	79	26167	No
45	GOM_NL__2PRFIN20070303_040526_000000422056_00061_26167_7021.N1	03-MAR-2007 04:05:26	Dark	41.500	155	41Pi Sgr	2.9000	6600.0	83	26167	No
46	GOM_NL__2PRFIN20070303_040717_000000402056_00061_26167_7022.N1	03-MAR-2007 04:07:17	Dark	40.000	57	34Sig Sgr	2.0660	26000.	80	26167	No
47	GOM_NL__2PRFIN20070303_041026_000000422056_00061_26167_7023.N1	03-MAR-2007 04:10:26	Dark	42.000	38	20Eps Sgr	1.8360	11000.	84	26167	No
48	GOM_NL__2PRFIN20070303_041322_000000472056_00061_26167_7024.N1	03-MAR-2007 04:13:22	Dark	46.500	25	35Lam Sco	1.6200	28000.	93	26167	No
49	GOM_NL__2PRFIN20070303_041659_000000412056_00062_26168_7022.N1	03-MAR-2007 04:16:59	Dark	40.500	141	Bet Ara	2.8400	4600.0	81	26168	No
50	GOM_NL__2PRFIN20070303_042001_000000492056_00062_26168_7023.N1	03-MAR-2007 04:20:01	Dark	49.000	43	Alp TrA	1.9100	4250.0	98	26168	No
51	GOM_NL__2PRFIN20070303_042211_000000382056_00062_26168_7024.N1	03-MAR-2007 04:22:11	Dark	37.500	145	Gam TrA	2.8720	10600.	75	26168	No
52	GOM_NL__2PRFIN20070303_042333_000000462056_00062_26168_7025.N1	03-MAR-2007 04:23:33	Dark	45.500	4	Alp1Cen	-0.010000	5800.0	91	26168	No
53	GOM_NL__2PRFIN20070303_042452_000000442056_00062_26168_7026.N1	03-MAR-2007 04:24:52	Dark	44.000	10	Bet Cen	0.61000	28000.	88	26168	No
54	GOM_NL__2PRFIN20070303_042723_000000422056_00062_26168_7027.N1	03-MAR-2007 04:27:23	Dark	41.500	12	Alp1Cru	0.77500	30000.	83	26168	No
55	GOM_NL__2PRFIN20070303_042954_000000422056_00062_26168_7028.N1	03-MAR-2007 04:29:54	Dark	42.000	64	Gam Cen	2.2000	10600.	84	26168	No
56	GOM_NL__2PRFIN20070303_043252_000000422056_00062_26168_7029.N1	03-MAR-2007 04:32:52	Straylight	41.500	113	Mu Vel	2.6920	5000.0	83	26168	No
57	GOM_NL__2PRFIN20070303_044522_000000452056_00062_26168_7030.N1	03-MAR-2007 04:45:22	Twilight_and_stray	44.500	48	30Alp Hya	1.9770	4100.0	89	26168	No
58	GOM_NL__2PRFIN20070303_045126_000000422056_00062_26168_7031.N1	03-MAR-2007 04:51:26	Bright	42.000	22	32Alp Leo	1.3600	15200.	84	26168	No
59	GOM_NL__2PRFIN20070303_045446_000000382056_00062_26168_7032.N1	03-MAR-2007 04:54:46	Bright	38.000	166	17Eps Leo	2.9800	6000.0	76	26168	No
60	GOM_NL__2PRFIN20070303_051320_000000352056_00062_26168_7033.N1	03-MAR-2007 05:13:20	Bright	34.500	49	1Alp UMi	1.9900	6300.0	69	26168	No
61	GOM_NL__2PRFIN20070303_052052_000000342056_00062_26168_7034.N1	03-MAR-2007 05:20:52	Bright	33.500	89	5Alp Cep	2.4510	8000.0	67	26168	No
62	GOM_NL__2PRFIN20070303_052558_000000352056_00062_26168_7035.N1	03-MAR-2007 05:25:58	Bright	34.500	19	50Alp Cyg	1.2460	10500.	69	26168	No
63	GOM_NL__2PRFIN20070303_052732_000000352056_00062_26168_7036.N1	03-MAR-2007 05:27:32	Bright	34.500	66	37Gam Cyg	2.2080	5900.0	69	26168	No
64	GOM_NL__2PRFIN20070303_053612_000000402056_00062_26168_7037.N1	03-MAR-2007 05:36:12	Bright	39.500	168	17Zet Aql	2.9860	11000.	79	26168	No
65	GOM_NL__2PRFIN20070303_054603_000000422056_00062_26168_7038.N1	03-MAR-2007 05:46:03	Dark	41.500	155	41Pi Sgr	2.9000	6600.0	83	26168	No
66	GOM_NL__2PRFIN20070303_054753_000000452056_00062_26168_7039.N1	03-MAR-2007 05:47:53	Dark	45.000	57	34Sig Sgr	2.0660	26000.	90	26168	No
67	GOM_NL__2PRFIN20070303_055102_000000452056_00062_26168_7040.N1	03-MAR-2007 05:51:02	Dark	44.500	38	20Eps Sgr	1.8360	11000.	89	26168	No
68	GOM_NL__2PRFIN20070303_055358_000000512056_00062_26168_7041.N1	03-MAR-2007 05:53:58	Dark	50.500	25	35Lam Sco	1.6200	28000.	101	26168	No
69	GOM_NL__2PRFIN20070303_073812_000000402056_00064_26170_7042.N1	03-MAR-2007 07:38:12	Dark	40.000	141	Bet Ara	2.8400	4600.0	80	26170	No
70	GOM_NL__2PRFIN20070303_074113_000000422056_00064_26170_7043.N1	03-MAR-2007 07:41:13	Dark	42.000	43	Alp TrA	1.9100	4250.0	84	26170	No
71	GOM_NL__2PRFIN20070303_074324_000000382056_00064_26170_7044.N1	03-MAR-2007 07:43:24	Dark	37.500	145	Gam TrA	2.8720	10600.	75	26170	No
72	GOM_NL__2PRFIN20070303_074446_000000502056_00064_26170_7045.N1	03-MAR-2007 07:44:46	Dark	50.000	4	Alp1Cen	-0.010000	5800.0	100	26170	No
73	GOM_NL__2PRFIN20070303_074605_000000412056_00064_26170_7046.N1	03-MAR-2007 07:46:05	Dark	41.000	10	Bet Cen	0.61000	28000.	82	26170	No
74	GOM_NL__2PRFIN20070303_074836_000000412056_00064_26170_7047.N1	03-MAR-2007 07:48:36	Dark	40.500	12	Alp1Cru	0.77500	30000.	81	26170	No
75	GOM_NL__2PRFIN20070303_075107_000000432056_00064_26170_7048.N1	03-MAR-2007 07:51:07	Dark	43.000	64	Gam Cen	2.2000	10600.	86	26170	No
76	GOM_NL__2PRFIN20070303_075405_000000392056_00064_26170_7049.N1	03-MAR-2007 07:54:05	Straylight	39.000	113	Mu Vel	2.6920	5000.0	78	26170	No
77	GOM_NL__2PRFIN20070303_080634_000000452056_00064_26170_7050.N1	03-MAR-2007 08:06:34	Twilight_and_stray	44.500	48	30Alp Hya	1.9770	4100.0	89	26170	No
78	GOM_NL__2PRFIN20070303_081237_000000412056_00064_26170_7051.N1	03-MAR-2007 08:12:37	Bright	41.000	22	32Alp Leo	1.3600	15200.	82	26170	No
79	GOM_NL__2PRFIN20070303_081558_000000392056_00064_26170_7052.N1	03-MAR-2007 08:15:58	Bright	38.500	166	17Eps Leo	2.9800	6000.0	77	26170	No
80	GOM_NL__2PRFIN20070303_083431_000000342056_00064_26170_7053.N1	03-MAR-2007 08:34:31	Bright	34.000	49	1Alp UMi	1.9900	6300.0	68	26170	No
81	GOM_NL__2PRFIN20070303_084204_000000352056_00064_26170_7054.N1	03-MAR-2007 08:42:04	Bright	35.000	89	5Alp Cep	2.4510	8000.0	70	26170	No
82	GOM_NL__2PRFIN20070303_084710_000000352056_00064_26170_7055.N1	03-MAR-2007 08:47:10	Bright	35.000	19	50Alp Cyg	1.2460	10500.	70	26170	No
83	GOM_NL__2PRFIN20070303_084844_000000342056_00064_26170_7056.N1	03-MAR-2007 08:48:44	Bright	33.500	66	37Gam Cyg	2.2080	5900.0	67	26170	No
84	GOM_NL__2PRFIN20070303_085724_000000422056_00064_26170_7057.N1	03-MAR-2007 08:57:24	Bright	42.000	168	17Zet Aql	2.9860	11000.	84	26170	No
85	GOM_NL__2PRFIN20070303_090716_000000412056_00064_26170_7058.N1	03-MAR-2007 09:07:16	Dark	41.000	155	41Pi Sgr	2.9000	6600.0	82	26170	No
86	GOM_NL__2PRFIN20070303_090906_000000442056_00064_26170_7059.N1	03-MAR-2007 09:09:06	Dark	44.000	57	34Sig Sgr	2.0660	26000.	88	26170	No
87	GOM_NL__2PRFIN20070303_091215_000000432056_00064_26170_7060.N1	03-MAR-2007 09:12:15	Dark	42.500	38	20Eps Sgr	1.8360	11000.	85	26170	No
88	GOM_NL__2PRFIN20070303_091512_000000482056_00064_26170_7061.N1	03-MAR-2007 09:15:12	Dark	48.000	25	35Lam Sco	1.6200	28000.	96	26170	No
89	GOM_NL__2PRFIN20070303_091848_000000402056_00065_26171_7067.N1	03-MAR-2007 09:18:48	Dark	40.000	141	Bet Ara	2.8400	4600.0	80	26171	No
90	GOM_NL__2PRFIN20070303_092150_000000432056_00065_26171_7068.N1	03-MAR-2007 09:21:50	Dark	42.500	43	Alp TrA	1.9100	4250.0	85	26171	No
91	GOM_NL__2PRFIN20070303_092400_000000362056_00065_26171_7069.N1	03-MAR-2007 09:24:00	Dark	35.500	145	Gam TrA	2.8720	10600.	71	26171	No
92	GOM_NL__2PRFIN20070303_092523_000000522056_00065_26171_7070.N1	03-MAR-2007 09:25:23	Dark	51.500	4	Alp1Cen	-0.010000	5800.0	103	26171	No
93	GOM_NL__2PRFIN20070303_092642_000000412056_00065_26171_7071.N1	03-MAR-2007 09:26:42	Dark	41.000	10	Bet Cen	0.61000	28000.	82	26171	No
94	GOM_NL__2PRFIN20070303_092912_000000402056_00065_26171_7072.N1	03-MAR-2007 09:29:12	Dark	39.500	12	Alp1Cru	0.77500	30000.	79	26171	No
95	GOM_NL__2PRFIN20070303_093143_000000452056_00065_26171_7073.N1	03-MAR-2007 09:31:43	Dark	45.000	64	Gam Cen	2.2000	10600.	90	26171	No
96	GOM_NL__2PRFIN20070303_093441_000000392056_00065_26171_7074.N1	03-MAR-2007 09:34:41	Straylight	38.500	113	Mu Vel	2.6920	5000.0	77	26171	No
97	GOM_NL__2PRFIN20070303_094710_000000472056_00065_26171_7075.N1	03-MAR-2007 09:47:10	Twilight_and_stray	46.500	48	30Alp Hya	1.9770	4100.0	93	26171	No
98	GOM_NL__2PRFIN20070303_095313_000000422056_00065_26171_7076.N1	03-MAR-2007 09:53:13	Bright	41.500	22	32Alp Leo	1.3600	15200.	83	26171	No
99	GOM_NL__2PRFIN20070303_095633_000000382056_00065_26171_7077.N1	03-MAR-2007 09:56:33	Bright	37.500	166	17Eps Leo	2.9800	6000.0	75	26171	No
100	GOM_NL__2PRFIN20070303_101507_000000362056_00065_26171_7078.N1	03-MAR-2007 10:15:07	Bright	36.000	49	1Alp UMi	1.9900	6300.0	72	26171	No
101	GOM_NL__2PRFIN20070303_102240_000000352056_00065_26171_7079.N1	03-MAR-2007 10:22:40	Bright	34.500	89	5Alp Cep	2.4510	8000.0	69	26171	No

102	GOM_NL__2PRFIN20070303_102746_000000342056_00065_26171_7080.N1	03-MAR-2007 10:27:46	Bright	34.000	19	50Alp Cyg	1.2460	10500.	68	26171	No
103	GOM_NL__2PRFIN20070303_102920_000000352056_00065_26171_7081.N1	03-MAR-2007 10:29:20	Bright	35.000	66	37Gam Cyg	2.2080	5900.0	70	26171	No
104	GOM_NL__2PRFIN20070303_103800_000000402056_00065_26171_7082.N1	03-MAR-2007 10:38:00	Bright	40.000	168	17Zet Aql	2.9860	11000.	80	26171	No
105	GOM_NL__2PRFIN20070303_104752_000000422056_00065_26171_7083.N1	03-MAR-2007 10:47:52	Dark	41.500	155	41Pi Sgr	2.9000	6600.0	83	26171	No
106	GOM_NL__2PRFIN20070303_104943_000000412056_00065_26171_7084.N1	03-MAR-2007 10:49:43	Dark	41.000	57	34Sig Sgr	2.0660	26000.	82	26171	No
107	GOM_NL__2PRFIN20070303_105252_000000442056_00065_26171_7085.N1	03-MAR-2007 10:52:52	Dark	43.500	38	20Eps Sgr	1.8360	11000.	87	26171	No
108	GOM_NL__2PRFIN20070303_105549_000000472056_00065_26171_7086.N1	03-MAR-2007 10:55:49	Dark	46.500	25	35Lam Sco	1.6200	28000.	93	26171	No
109	GOM_NL__2PRFIN20070303_105925_000000402056_00066_26172_7141.N1	03-MAR-2007 10:59:25	Dark	39.500	141	Bet Ara	2.8400	4600.0	79	26172	No
110	GOM_NL__2PRFIN20070303_110226_000000402056_00066_26172_7142.N1	03-MAR-2007 11:02:26	Dark	39.500	43	Alp TrA	1.9100	4250.0	79	26172	No
111	GOM_NL__2PRFIN20070303_110437_000000372056_00066_26172_7143.N1	03-MAR-2007 11:04:37	Dark	37.000	145	Gam TrA	2.8720	10600.	74	26172	No
112	GOM_NL__2PRFIN20070303_110559_000000432056_00066_26172_7144.N1	03-MAR-2007 11:05:59	Dark	43.000	4	Alp1Cen	-0.010000	5800.0	86	26172	No
113	GOM_NL__2PRFIN20070303_110718_000000432056_00066_26172_7145.N1	03-MAR-2007 11:07:18	Dark	43.000	10	Bet Cen	0.61000	28000.	86	26172	No
114	GOM_NL__2PRFIN20070303_110948_000000412056_00066_26172_7146.N1	03-MAR-2007 11:09:48	Dark	40.500	12	Alp1Cru	0.77500	30000.	81	26172	No
115	GOM_NL__2PRFIN20070303_111220_000000432056_00066_26172_7147.N1	03-MAR-2007 11:12:20	Dark	43.000	64	Gam Cen	2.2000	10600.	86	26172	No
116	GOM_NL__2PRFIN20070303_111517_000000422056_00066_26172_7148.N1	03-MAR-2007 11:15:17	Straylight	42.000	113	Mu Vel	2.6920	5000.0	84	26172	No
117	GOM_NL__2PRFIN20070303_112746_000000442056_00066_26172_7149.N1	03-MAR-2007 11:27:46	Twilight	44.000	48	30Alp Hya	1.9770	4100.0	88	26172	No
118	GOM_NL__2PRFIN20070303_113349_000000412056_00066_26172_7150.N1	03-MAR-2007 11:33:49	Bright	41.000	22	32Alp Leo	1.3600	15200.	82	26172	No
119	GOM_NL__2PRFIN20070303_113709_000000392056_00066_26172_7151.N1	03-MAR-2007 11:37:09	Bright	38.500	166	17Eps Leo	2.9800	6000.0	77	26172	No
120	GOM_NL__2PRFIN20070303_115543_000000332056_00066_26172_7152.N1	03-MAR-2007 11:55:43	Bright	33.000	49	1Alp UMi	1.9900	6300.0	66	26172	No
121	GOM_NL__2PRFIN20070303_120316_000000362056_00066_26172_7153.N1	03-MAR-2007 12:03:16	Bright	35.500	89	5Alp Cep	2.4510	8000.0	71	26172	No
122	GOM_NL__2PRFIN20070303_120822_000000362056_00066_26172_7154.N1	03-MAR-2007 12:08:22	Bright	36.000	19	50Alp Cyg	1.2460	10500.	72	26172	No
123	GOM_NL__2PRFIN20070303_120956_000000372056_00066_26172_7155.N1	03-MAR-2007 12:09:56	Bright	36.500	66	37Gam Cyg	2.2080	5900.0	73	26172	No
124	GOM_NL__2PRFIN20070303_121837_000000472056_00066_26172_7156.N1	03-MAR-2007 12:18:37	Bright	46.500	168	17Zet Aql	2.9860	11000.	93	26172	No
125	GOM_NL__2PRFIN20070303_122829_000000402056_00066_26172_7157.N1	03-MAR-2007 12:28:29	Dark	40.000	155	41Pi Sgr	2.9000	6600.0	80	26172	No
126	GOM_NL__2PRFIN20070303_123019_000000422056_00066_26172_7158.N1	03-MAR-2007 12:30:19	Dark	41.500	57	34Sig Sgr	2.0660	26000.	83	26172	No
127	GOM_NL__2PRFIN20070303_123328_000000482056_00066_26172_7159.N1	03-MAR-2007 12:33:28	Dark	48.000	38	20Eps Sgr	1.8360	11000.	96	26172	No
128	GOM_NL__2PRFIN20070303_123626_000000452056_00066_26172_7160.N1	03-MAR-2007 12:36:26	Dark	44.500	25	35Lam Sco	1.6200	28000.	89	26172	No
129	GOM_NL__2PRFIN20070303_124001_000000412056_00067_26173_7095.N1	03-MAR-2007 12:40:01	Dark	41.000	141	Bet Ara	2.8400	4600.0	82	26173	No
130	GOM_NL__2PRFIN20070303_124302_000000412056_00067_26173_7096.N1	03-MAR-2007 12:43:02	Dark	40.500	43	Alp TrA	1.9100	4250.0	81	26173	No
131	GOM_NL__2PRFIN20070303_124513_000000382056_00067_26173_7097.N1	03-MAR-2007 12:45:13	Dark	37.500	145	Gam TrA	2.8720	10600.	75	26173	No
132	GOM_NL__2PRFIN20070303_124636_000000452056_00067_26173_7098.N1	03-MAR-2007 12:46:36	Dark	45.000	4	Alp1Cen	-0.010000	5800.0	90	26173	No
133	GOM_NL__2PRFIN20070303_124755_000000442056_00067_26173_7099.N1	03-MAR-2007 12:47:55	Dark	43.500	10	Bet Cen	0.61000	28000.	87	26173	No
134	GOM_NL__2PRFIN20070303_125024_000000392056_00067_26173_7100.N1	03-MAR-2007 12:50:24	Dark	39.000	12	Alp1Cru	0.77500	30000.	78	26173	No
135	GOM_NL__2PRFIN20070303_125256_000000442056_00067_26173_7101.N1	03-MAR-2007 12:52:56	Dark	43.500	64	Gam Cen	2.2000	10600.	87	26173	No
136	GOM_NL__2PRFIN20070303_125553_000000412056_00067_26173_7102.N1	03-MAR-2007 12:55:53	Straylight	41.000	113	Mu Vel	2.6920	5000.0	82	26173	No
137	GOM_NL__2PRFIN20070303_130822_000000432056_00067_26173_7103.N1	03-MAR-2007 13:08:22	Twilight	42.500	48	30Alp Hya	1.9770	4100.0	85	26173	No
138	GOM_NL__2PRFIN20070303_131424_000000422056_00067_26173_7104.N1	03-MAR-2007 13:14:24	Bright	41.500	22	32Alp Leo	1.3600	15200.	83	26173	No
139	GOM_NL__2PRFIN20070303_131745_000000392056_00067_26173_7105.N1	03-MAR-2007 13:17:45	Bright	38.500	166	17Eps Leo	2.9800	6000.0	77	26173	No
140	GOM_NL__2PRFIN20070303_133619_000000342056_00067_26173_7106.N1	03-MAR-2007 13:36:19	Bright	33.500	49	1Alp UMi	1.9900	6300.0	67	26173	No
141	GOM_NL__2PRFIN20070303_134352_000000332056_00067_26173_7107.N1	03-MAR-2007 13:43:52	Bright	33.000	89	5Alp Cep	2.4510	8000.0	66	26173	No
142	GOM_NL__2PRFIN20070303_134858_000000402056_00067_26173_7108.N1	03-MAR-2007 13:48:58	Bright	40.000	19	50Alp Cyg	1.2460	10500.	80	26173	No
143	GOM_NL__2PRFIN20070303_135032_000000332056_00067_26173_7109.N1	03-MAR-2007 13:50:32	Bright	33.000	66	37Gam Cyg	2.2080	5900.0	66	26173	No
144	GOM_NL__2PRFIN20070303_135913_000000402056_00067_26173_7110.N1	03-MAR-2007 13:59:13	Bright	39.500	168	17Zet Aql	2.9860	11000.	79	26173	No
145	GOM_NL__2PRFIN20070303_140905_000000432056_00067_26173_7111.N1	03-MAR-2007 14:09:05	Dark	42.500	155	41Pi Sgr	2.9000	6600.0	85	26173	No
146	GOM_NL__2PRFIN20070303_141056_000000442056_00067_26173_7112.N1	03-MAR-2007 14:10:56	Dark	44.000	57	34Sig Sgr	2.0660	26000.	88	26173	No
147	GOM_NL__2PRFIN20070303_141405_000000422056_00067_26173_7113.N1	03-MAR-2007 14:14:05	Dark	41.500	38	20Eps Sgr	1.8360	11000.	83	26173	No
148	GOM_NL__2PRFIN20070303_141702_000000452056_00067_26173_7114.N1	03-MAR-2007 14:17:02	Dark	45.000	25	35Lam Sco	1.6200	28000.	90	26173	No
149	GOM_NL__2PRFIN20070303_142038_000000392056_00068_26174_7183.N1	03-MAR-2007 14:20:38	Dark	39.000	141	Bet Ara	2.8400	4600.0	78	26174	No
150	GOM_NL__2PRFIN20070303_142338_000000402056_00068_26174_7184.N1	03-MAR-2007 14:23:38	Dark	40.000	43	Alp TrA	1.9100	4250.0	80	26174	No
151	GOM_NL__2PRFIN20070303_142549_000000372056_00068_26174_7185.N1	03-MAR-2007 14:25:49	Dark	37.000	145	Gam TrA	2.8720	10600.	74	26174	No
152	GOM_NL__2PRFIN20070303_142712_000000562056_00068_26174_7186.N1	03-MAR-2007 14:27:12	Dark	55.500	4	Alp1Cen	-0.010000	5800.0	111	26174	No
153	GOM_NL__2PRFIN20070303_142831_000000412056_00068_26174_7187.N1	03-MAR-2007 14:28:31	Dark	40.500	10	Bet Cen	0.61000	28000.	81	26174	No
154	GOM_NL__2PRFIN20070303_143101_000000412056_00068_26174_7188.N1	03-MAR-2007 14:31:01	Dark	41.000	12	Alp1Cru	0.77500	30000.	82	26174	No
155	GOM_NL__2PRFIN20070303_143333_000000442056_00068_26174_7189.N1	03-MAR-2007 14:33:33	Dark	44.000	64	Gam Cen	2.2000	10600.	88	26174	No
156	GOM_NL__2PRFIN20070303_143630_000000392056_00068_26174_7190.N1	03-MAR-2007 14:36:30	Straylight	38.500	113	Mu Vel	2.6920	5000.0	77	26174	No
157	GOM_NL__2PRFIN20070303_144858_000000422056_00068_26174_7191.N1	03-MAR-2007 14:48:58	Twilight	41.500	48	30Alp Hya	1.9770	4100.0	83	26174	No
158	GOM_NL__2PRFIN20070303_145500_000000422056_00068_26174_7192.N1	03-MAR-2007 14:55:00	Bright	41.500	22	32Alp Leo	1.3600	15200.	83	26174	No
159	GOM_NL__2PRFIN20070303_145821_000000382056_00068_26174_7193.N1	03-MAR-2007 14:58:21	Bright	38.000	166	17Eps Leo	2.9800	6000.0	76	26174	No
160	GOM_NL__2PRFIN20070303_151655_000000362056_00068_26174_7194.N1	03-MAR-2007 15:16:55	Bright	35.500	49	1Alp UMi	1.9900	6300.0	71	26174	No

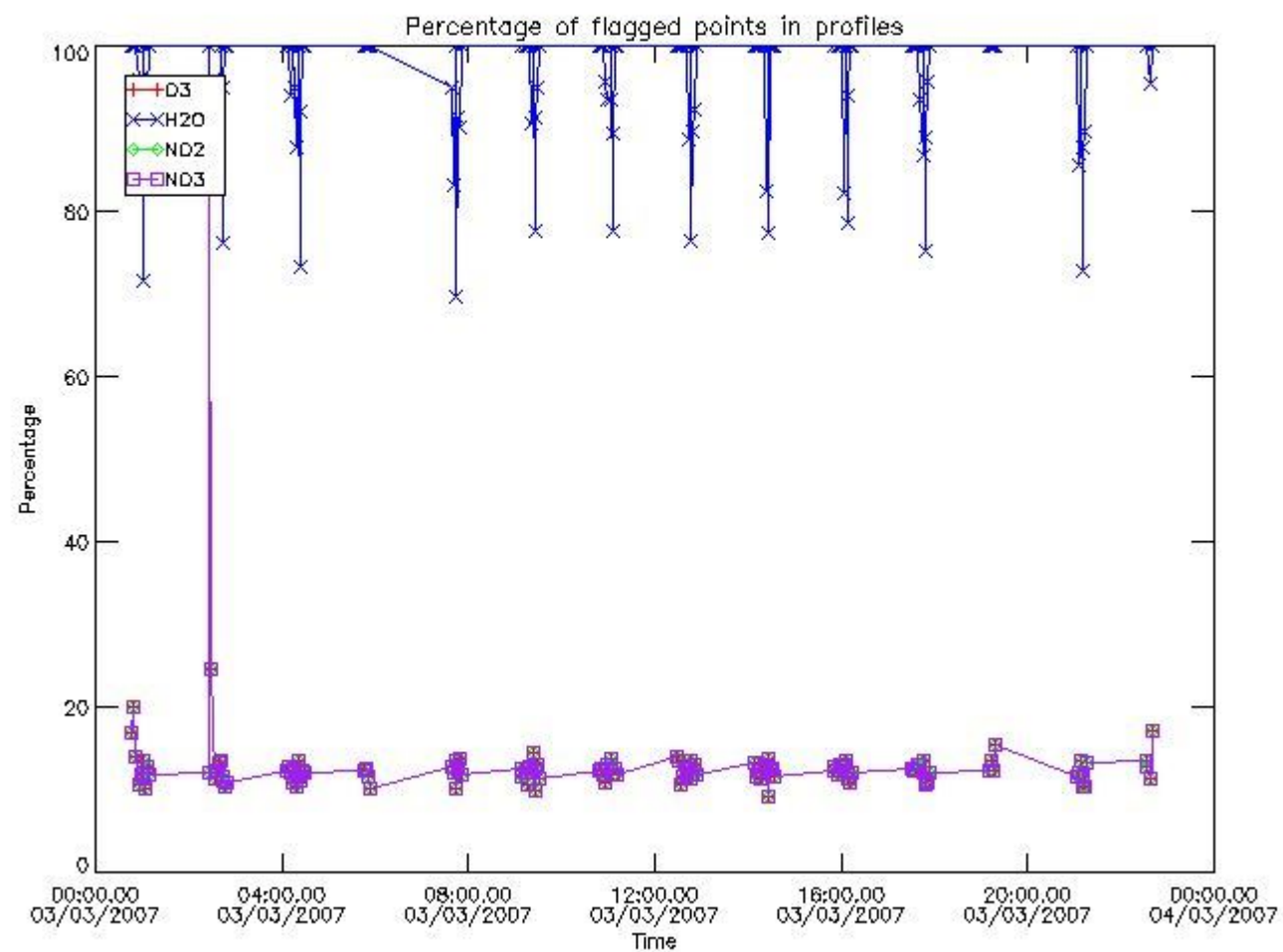
161	GOM_NL__2PRFIN20070303_152428_000000352056_00068_26174_7195.N1	03-MAR-2007 15:24:28	Bright	34.500	89	5Alp Cep	2.4510	8000.0	69	26174	No
162	GOM_NL__2PRFIN20070303_152934_000000332056_00068_26174_7196.N1	03-MAR-2007 15:29:34	Bright	33.000	19	50Alp Cyg	1.2460	10500.	66	26174	No
163	GOM_NL__2PRFIN20070303_153108_000000352056_00068_26174_7197.N1	03-MAR-2007 15:31:08	Bright	35.000	66	37Gam Cyg	2.2080	5900.0	70	26174	No
164	GOM_NL__2PRFIN20070303_153949_000000402056_00068_26174_7198.N1	03-MAR-2007 15:39:49	Bright	39.500	168	17Zet Aql	2.9860	11000.	79	26174	No
165	GOM_NL__2PRFIN20070303_154941_000000422056_00068_26174_7199.N1	03-MAR-2007 15:49:41	Dark	41.500	155	41Pi Sgr	2.9000	6600.0	83	26174	No
166	GOM_NL__2PRFIN20070303_155132_000000402056_00068_26174_7200.N1	03-MAR-2007 15:51:32	Dark	40.000	57	34Sig Sgr	2.0660	26000.	80	26174	No
167	GOM_NL__2PRFIN20070303_155442_000000432056_00068_26174_7201.N1	03-MAR-2007 15:54:42	Dark	43.000	38	20Eps Sgr	1.8360	11000.	86	26174	No
168	GOM_NL__2PRFIN20070303_155739_000000392056_00068_26174_7202.N1	03-MAR-2007 15:57:39	Dark	39.000	25	35Lam Sco	1.6200	28000.	78	26174	No
169	GOM_NL__2PRFIN20070303_160114_000000402056_00069_26175_7227.N1	03-MAR-2007 16:01:14	Dark	40.000	141	Bet Ara	2.8400	4600.0	80	26175	No
170	GOM_NL__2PRFIN20070303_160415_000000402056_00069_26175_7228.N1	03-MAR-2007 16:04:15	Dark	39.500	43	Alp TrA	1.9100	4250.0	79	26175	No
171	GOM_NL__2PRFIN20070303_160626_000000382056_00069_26175_7229.N1	03-MAR-2007 16:06:26	Dark	37.500	145	Gam TrA	2.8720	10600.	75	26175	No
172	GOM_NL__2PRFIN20070303_160749_000000452056_00069_26175_7230.N1	03-MAR-2007 16:07:49	Dark	45.000	4	Alp1Cen	-0.010000	5800.0	90	26175	No
173	GOM_NL__2PRFIN20070303_160908_000000432056_00069_26175_7231.N1	03-MAR-2007 16:09:08	Dark	42.500	10	Bet Cen	0.61000	28000.	85	26175	No
174	GOM_NL__2PRFIN20070303_161137_000000472056_00069_26175_7232.N1	03-MAR-2007 16:11:37	Dark	47.000	12	Alp1Cru	0.77500	30000.	94	26175	No
175	GOM_NL__2PRFIN20070303_161409_000000422056_00069_26175_7233.N1	03-MAR-2007 16:14:09	Dark	42.000	64	Gam Cen	2.2000	10600.	84	26175	No
176	GOM_NL__2PRFIN20070303_161706_000000412056_00069_26175_7234.N1	03-MAR-2007 16:17:06	Straylight	40.500	113	Mu Vel	2.6920	5000.0	81	26175	No
177	GOM_NL__2PRFIN20070303_162934_000000442056_00069_26175_7235.N1	03-MAR-2007 16:29:34	Twilight_and_stray	44.000	48	30Alp Hya	1.9770	4100.0	88	26175	No
178	GOM_NL__2PRFIN20070303_163536_000000412056_00069_26175_7236.N1	03-MAR-2007 16:35:36	Bright	41.000	22	32Alp Leo	1.3600	15200.	82	26175	No
179	GOM_NL__2PRFIN20070303_163856_000000382056_00069_26175_7237.N1	03-MAR-2007 16:38:56	Bright	37.500	166	17Eps Leo	2.9800	6000.0	75	26175	No
180	GOM_NL__2PRFIN20070303_165731_000000362056_00069_26175_7238.N1	03-MAR-2007 16:57:31	Bright	36.000	49	1Alp UMi	1.9900	6300.0	72	26175	No
181	GOM_NL__2PRFIN20070303_170504_000000352056_00069_26175_7239.N1	03-MAR-2007 17:05:04	Bright	34.500	89	5Alp Cep	2.4510	8000.0	69	26175	No
182	GOM_NL__2PRFIN20070303_171010_000000522056_00069_26175_7240.N1	03-MAR-2007 17:10:10	Bright	52.000	19	50Alp Cyg	1.2460	10500.	104	26175	No
183	GOM_NL__2PRFIN20070303_171144_000000352056_00069_26175_7241.N1	03-MAR-2007 17:11:44	Bright	34.500	66	37Gam Cyg	2.2080	5900.0	69	26175	No
184	GOM_NL__2PRFIN20070303_172026_000000412056_00069_26175_7242.N1	03-MAR-2007 17:20:26	Bright	40.500	168	17Zet Aql	2.9860	11000.	81	26175	No
185	GOM_NL__2PRFIN20070303_173018_000000412056_00069_26175_7243.N1	03-MAR-2007 17:30:18	Dark	41.000	155	41Pi Sgr	2.9000	6600.0	82	26175	No
186	GOM_NL__2PRFIN20070303_173209_000000422056_00069_26175_7244.N1	03-MAR-2007 17:32:09	Dark	41.500	57	34Sig Sgr	2.0660	26000.	83	26175	No
187	GOM_NL__2PRFIN20070303_173518_000000422056_00069_26175_7245.N1	03-MAR-2007 17:35:18	Dark	41.500	38	20Eps Sgr	1.8360	11000.	83	26175	No
188	GOM_NL__2PRFIN20070303_173816_000000392056_00069_26175_7246.N1	03-MAR-2007 17:38:16	Dark	39.000	25	35Lam Sco	1.6200	28000.	78	26175	No
189	GOM_NL__2PRFIN20070303_174151_000000402056_00070_26176_7248.N1	03-MAR-2007 17:41:51	Dark	39.500	141	Bet Ara	2.8400	4600.0	79	26176	No
190	GOM_NL__2PRFIN20070303_174451_000000422056_00070_26176_7249.N1	03-MAR-2007 17:44:51	Dark	42.000	43	Alp TrA	1.9100	4250.0	84	26176	No
191	GOM_NL__2PRFIN20070303_174702_000000382056_00070_26176_7250.N1	03-MAR-2007 17:47:02	Dark	37.500	145	Gam TrA	2.8720	10600.	75	26176	No
192	GOM_NL__2PRFIN20070303_174826_000000572056_00070_26176_7251.N1	03-MAR-2007 17:48:26	Dark	57.000	4	Alp1Cen	-0.010000	5800.0	114	26176	No
193	GOM_NL__2PRFIN20070303_174944_000000462056_00070_26176_7252.N1	03-MAR-2007 17:49:44	Dark	46.000	10	Bet Cen	0.61000	28000.	92	26176	No
194	GOM_NL__2PRFIN20070303_175214_000000482056_00070_26176_7253.N1	03-MAR-2007 17:52:14	Dark	47.500	12	Alp1Cru	0.77500	30000.	95	26176	No
195	GOM_NL__2PRFIN20070303_175446_000000432056_00070_26176_7254.N1	03-MAR-2007 17:54:46	Dark	42.500	64	Gam Cen	2.2000	10600.	85	26176	No
196	GOM_NL__2PRFIN20070303_175742_000000442056_00070_26176_7255.N1	03-MAR-2007 17:57:42	Straylight	43.500	113	Mu Vel	2.6920	5000.0	87	26176	No
197	GOM_NL__2PRFIN20070303_181010_000000442056_00070_26176_7256.N1	03-MAR-2007 18:10:10	Twilight_and_stray	44.000	48	30Alp Hya	1.9770	4100.0	88	26176	No
198	GOM_NL__2PRFIN20070303_181612_000000412056_00070_26176_7257.N1	03-MAR-2007 18:16:12	Bright	40.500	22	32Alp Leo	1.3600	15200.	81	26176	No
199	GOM_NL__2PRFIN20070303_181932_000000382056_00070_26176_7258.N1	03-MAR-2007 18:19:32	Bright	38.000	166	17Eps Leo	2.9800	6000.0	76	26176	No
200	GOM_NL__2PRFIN20070303_183807_000000382056_00070_26176_7259.N1	03-MAR-2007 18:38:07	Bright	37.500	49	1Alp UMi	1.9900	6300.0	75	26176	No
201	GOM_NL__2PRFIN20070303_184540_000000362056_00070_26176_7260.N1	03-MAR-2007 18:45:40	Bright	35.500	89	5Alp Cep	2.4510	8000.0	71	26176	No
202	GOM_NL__2PRFIN20070303_185046_000000342056_00070_26176_7261.N1	03-MAR-2007 18:50:46	Bright	34.000	19	50Alp Cyg	1.2460	10500.	68	26176	No
203	GOM_NL__2PRFIN20070303_185220_000000352056_00070_26176_7262.N1	03-MAR-2007 18:52:20	Bright	34.500	66	37Gam Cyg	2.2080	5900.0	69	26176	No
204	GOM_NL__2PRFIN20070303_185354_000000342056_00070_26176_7263.N1	03-MAR-2007 18:53:54	Bright	33.500	92	53Eps Cyg	2.5000	4500.0	67	26176	No
205	GOM_NL__2PRFIN20070303_190102_000000402056_00070_26176_7264.N1	03-MAR-2007 19:01:02	Bright	40.000	168	17Zet Aql	2.9860	11000.	80	26176	No
206	GOM_NL__2PRFIN20070303_191054_000000422056_00070_26176_7265.N1	03-MAR-2007 19:10:54	Dark	41.500	155	41Pi Sgr	2.9000	6600.0	83	26176	No
207	GOM_NL__2PRFIN20070303_191245_000000422056_00070_26176_7266.N1	03-MAR-2007 19:12:45	Dark	41.500	57	34Sig Sgr	2.0660	26000.	83	26176	No
208	GOM_NL__2PRFIN20070303_191555_000000422056_00070_26176_7267.N1	03-MAR-2007 19:15:55	Dark	41.500	38	20Eps Sgr	1.8360	11000.	83	26176	No
209	GOM_NL__2PRFIN20070303_191853_000000332056_00070_26176_7268.N1	03-MAR-2007 19:18:53	Dark	33.000	25	35Lam Sco	1.6200	28000.	66	26176	No
210	GOM_NL__2PRFIN20070303_210304_000000442056_00072_26178_7264.N1	03-MAR-2007 21:03:04	Dark	44.000	141	Bet Ara	2.8400	4600.0	88	26178	No
211	GOM_NL__2PRFIN20070303_210604_000000422056_00072_26178_7265.N1	03-MAR-2007 21:06:04	Dark	42.000	43	Alp TrA	1.9100	4250.0	84	26178	No
212	GOM_NL__2PRFIN20070303_210815_000000382056_00072_26178_7266.N1	03-MAR-2007 21:08:15	Dark	37.500	145	Gam TrA	2.8720	10600.	75	26178	No
213	GOM_NL__2PRFIN20070303_210938_000000452056_00072_26178_7267.N1	03-MAR-2007 21:09:38	Dark	44.500	4	Alp1Cen	-0.010000	5800.0	89	26178	No
214	GOM_NL__2PRFIN20070303_211057_000000502056_00072_26178_7268.N1	03-MAR-2007 21:10:57	Dark	49.500	10	Bet Cen	0.61000	28000.	99	26178	No
215	GOM_NL__2PRFIN20070303_211326_000000492056_00072_26178_7269.N1	03-MAR-2007 21:13:26	Dark	49.000	12	Alp1Cru	0.77500	30000.	98	26178	No
216	GOM_NL__2PRFIN20070303_211559_000000422056_00072_26178_7270.N1	03-MAR-2007 21:15:59	Dark	42.000	64	Gam Cen	2.2000	10600.	84	26178	No
217	GOM_NL__2PRFIN20070303_211855_000000412056_00072_26178_7271.N1	03-MAR-2007 21:18:55	Straylight	41.000	113	Mu Vel	2.6920	5000.0	82	26178	No
218	GOM_NL__2PRFIN20070303_213122_000000452056_00072_26178_7272.N1	03-MAR-2007 21:31:22	Twilight_and_stray	45.000	48	30Alp Hya	1.9770	4100.0	90	26178	No
219	GOM_NL__2PRFIN20070303_213724_000000422056_00072_26178_7273.N1	03-MAR-2007 21:37:24	Bright	41.500	22	32Alp Leo	1.3600	15200.	83	26178	No

220	GOM_NL__2PRFIN20070303_214044_000000382056_00072_26178_7274.N1	03-MAR-2007 21:40:44	Bright	37.500	166	17Eps Leo	2.9800	6000.0	75	26178	No
221	GOM_NL__2PRFIN20070303_215919_000000352056_00072_26178_7275.N1	03-MAR-2007 21:59:19	Bright	35.000	49	1Alp UMi	1.9900	6300.0	70	26178	No
222	GOM_NL__2PRFIN20070303_220652_000000332056_00072_26178_7276.N1	03-MAR-2007 22:06:52	Bright	32.500	89	5Alp Cep	2.4510	8000.0	65	26178	No
223	GOM_NL__2PRFIN20070303_221158_000000342056_00072_26178_7277.N1	03-MAR-2007 22:11:58	Bright	34.000	19	50Alp Cyg	1.2460	10500.	68	26178	No
224	GOM_NL__2PRFIN20070303_221332_000000342056_00072_26178_7278.N1	03-MAR-2007 22:13:32	Bright	33.500	66	37Gam Cyg	2.2080	5900.0	67	26178	No
225	GOM_NL__2PRFIN20070303_221506_000000332056_00072_26178_7279.N1	03-MAR-2007 22:15:06	Bright	32.500	92	53Eps Cyg	2.5000	4500.0	65	26178	No
226	GOM_NL__2PRFIN20070303_222215_000000402056_00072_26178_7280.N1	03-MAR-2007 22:22:15	Bright	40.000	168	17Zet Aql	2.9860	11000.	80	26178	No
227	GOM_NL__2PRFIN20070303_223207_000000382056_00072_26178_7281.N1	03-MAR-2007 22:32:07	Dark	37.500	155	41Pi Sgr	2.9000	6600.0	75	26178	No
228	GOM_NL__2PRFIN20070303_223358_000000402056_00072_26178_7282.N1	03-MAR-2007 22:33:58	Dark	40.000	57	34Sig Sgr	2.0660	26000.	80	26178	No
229	GOM_NL__2PRFIN20070303_223708_000000452056_00072_26178_7283.N1	03-MAR-2007 22:37:08	Dark	45.000	38	20Eps Sgr	1.8360	11000.	90	26178	No
230	GOM_NL__2PRFIN20070303_224006_000000302056_00072_26178_7284.N1	03-MAR-2007 22:40:06	Dark	30.000	25	35Lam Sco	1.6200	28000.	60	26178	No

3. Quality information per product

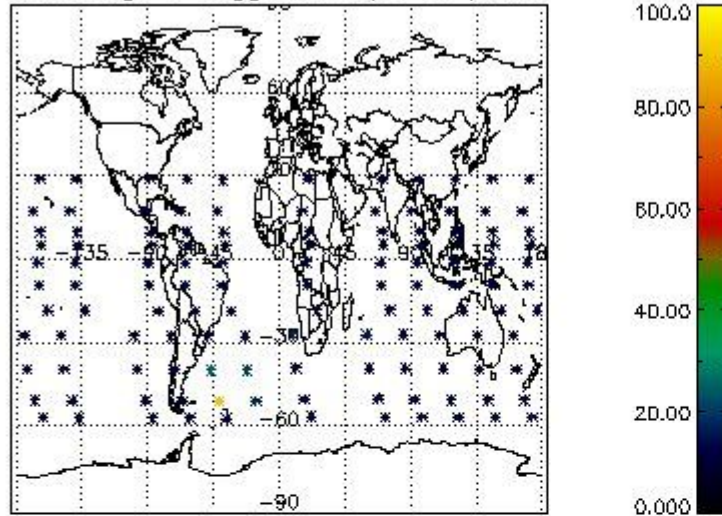
In this section it is plotted some information contained in the Quality Summary data set of the level 2 products. Only products in dark limb conditions and without errors (error flag in the MPH set to "0") are used.

3.1 Plot quality information per product (time dependant)

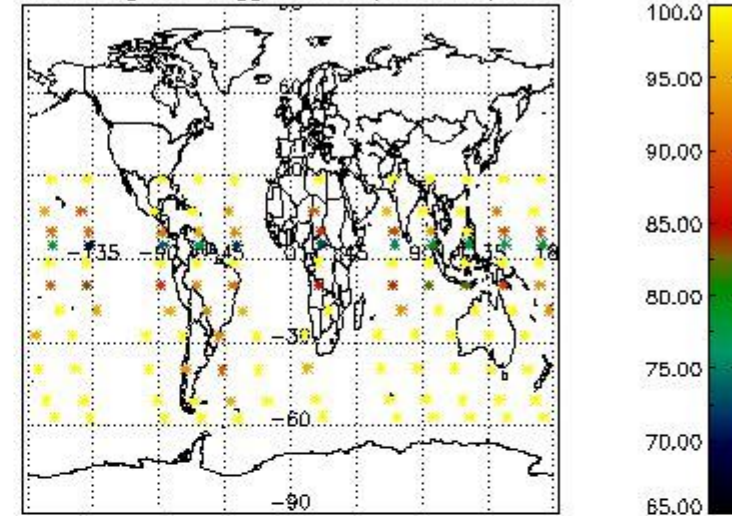


3.2 Plot quality information per product (world map)

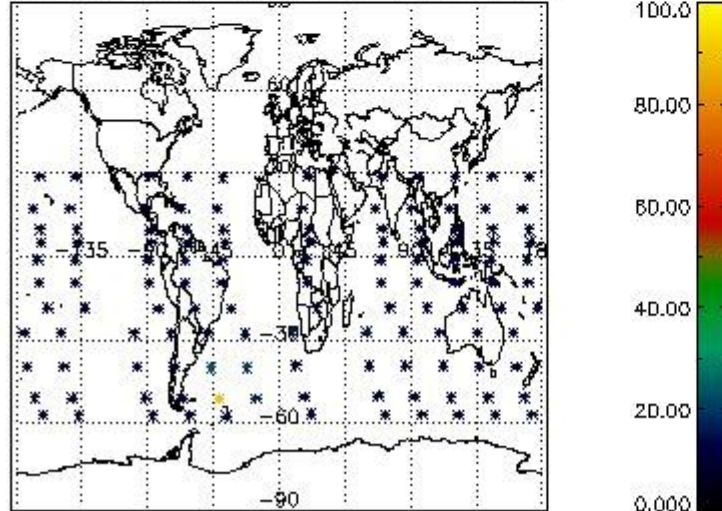
Percentage of flagged data per O3 profile



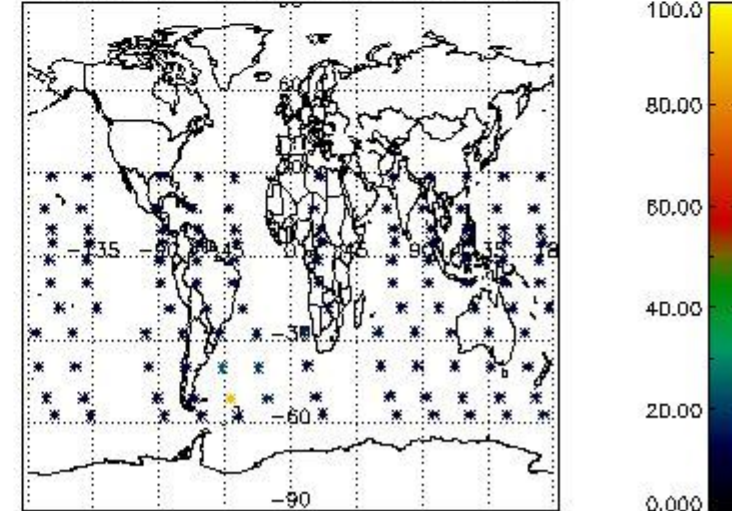
Percentage of flagged data per H2O profile



Percentage of flagged data per NO2 profile



Percentage of flagged data per NO3 profile

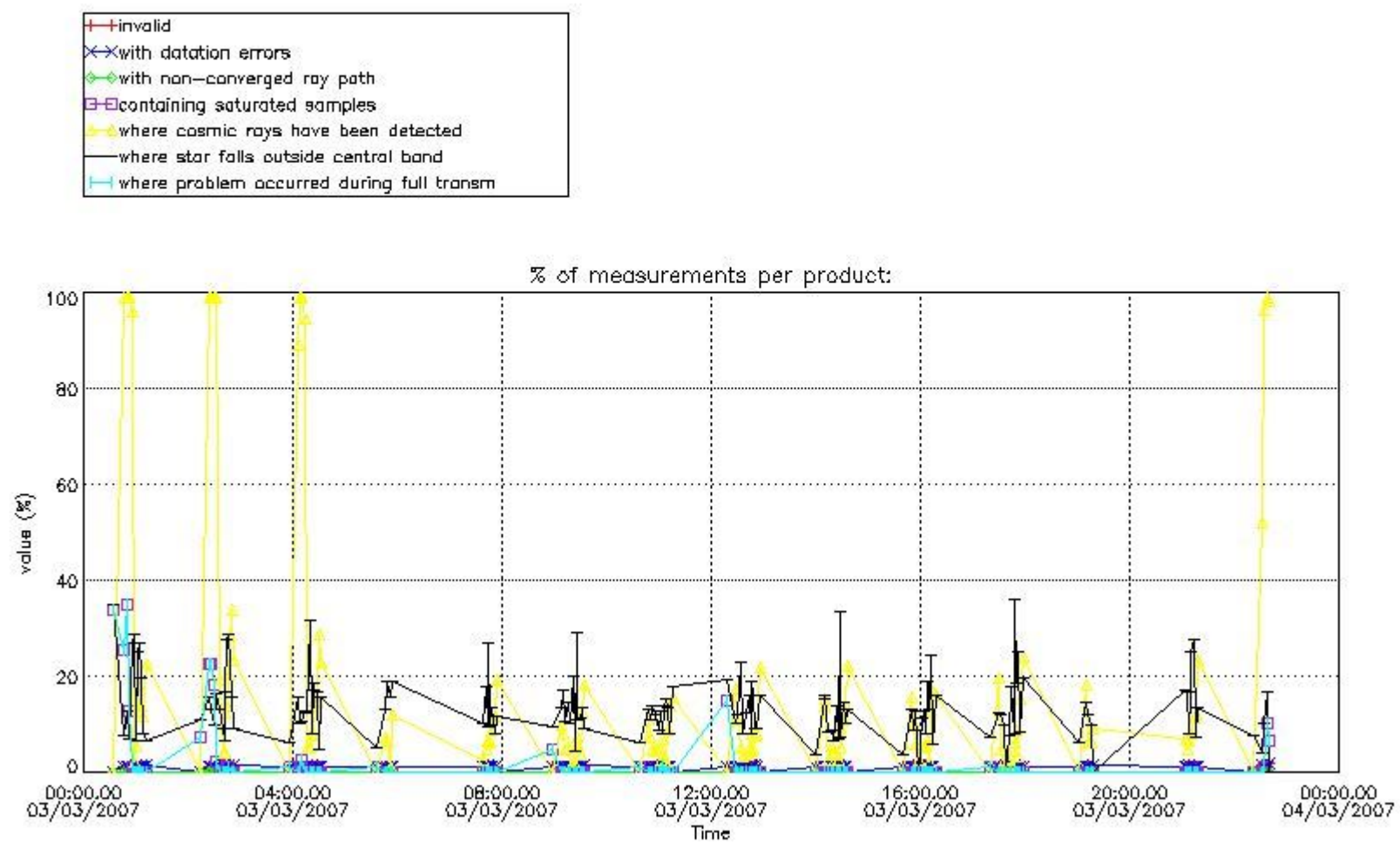


4. Level 1 quality information per product

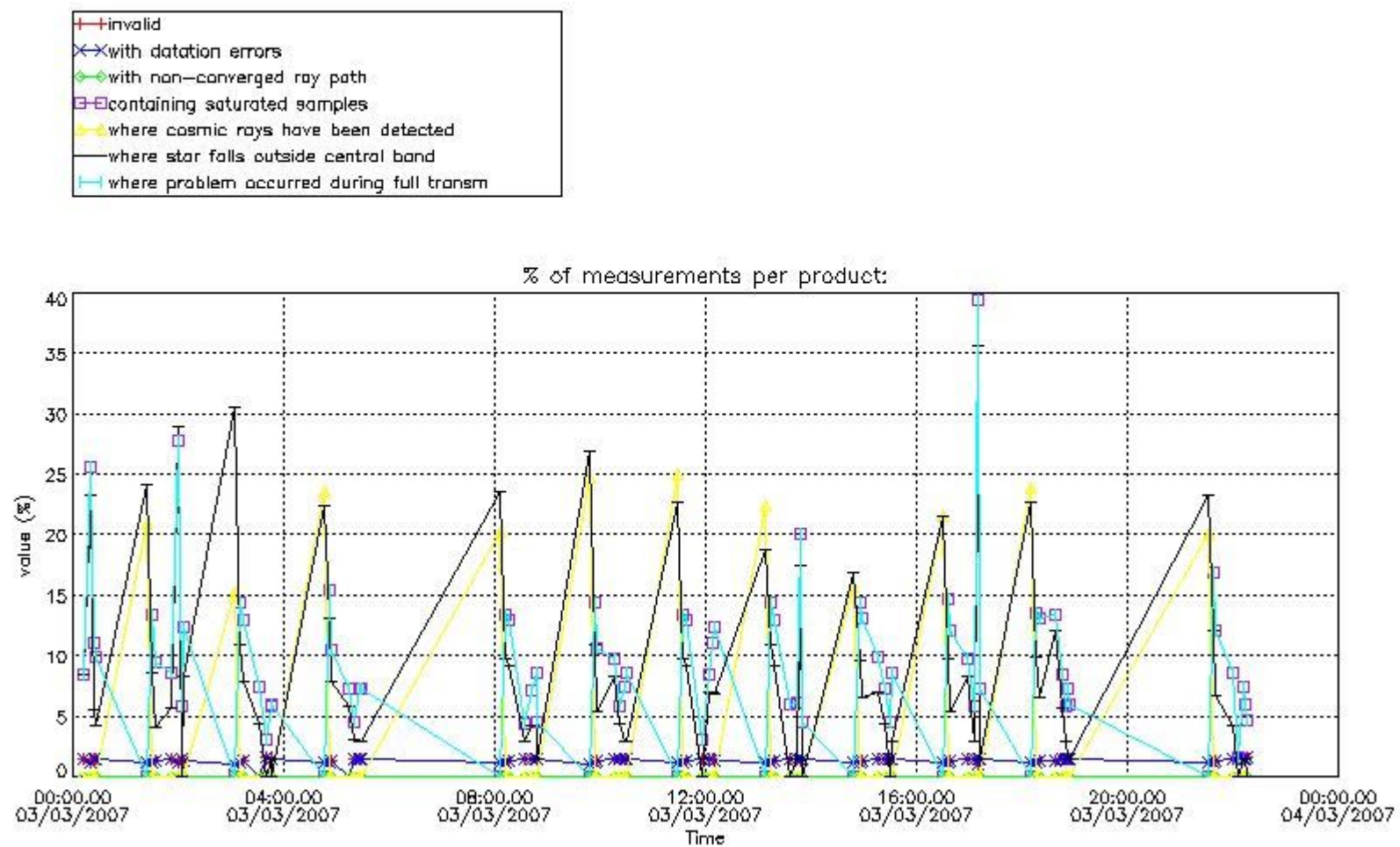
In this section it is plotted some information contained in the Quality Summary data set of the level 2 products that comes from the level 1b processing. Products without errors (error flag in the MPH set to "0") are used.

4.1 Plot quality information per product (time dependant) coming from level 1b processing

4.1.1 Plot level 1 quality information per product (time dependant): ENVISAT ASCENDING passes



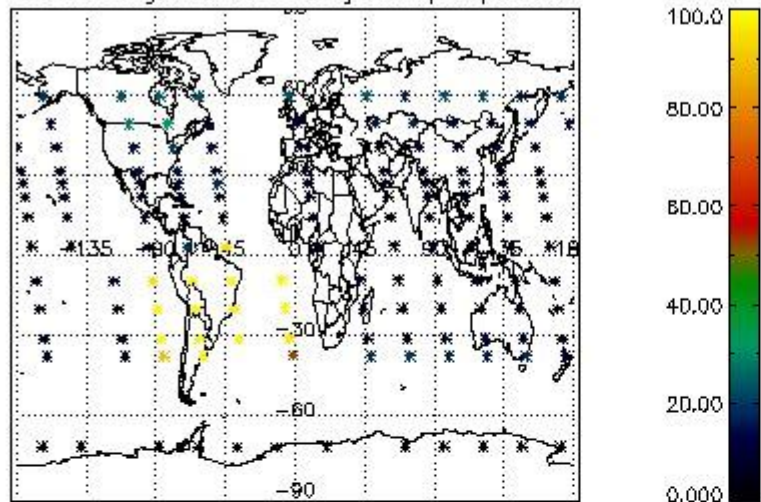
4.1.2 Plot level 1 quality information per product (time dependant): ENVI SAT DESCENDING passes



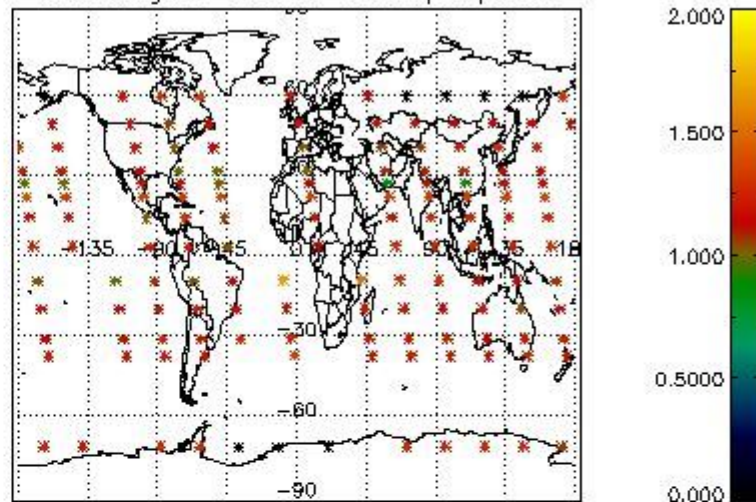
4.2 Plot quality information per product coming from level 1b processing (world map)

4.2.1 Plot level 1 quality information per product (world map): ENVISAT ASCENDING passes

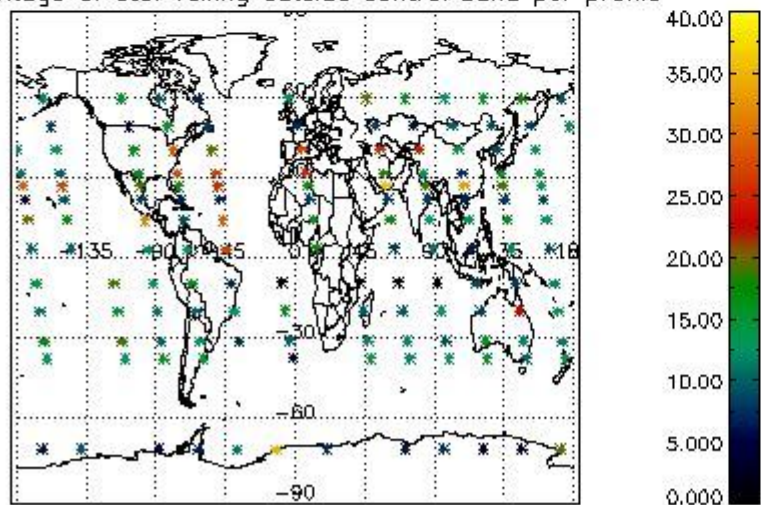
Percentage of cosmic ray hits per profile



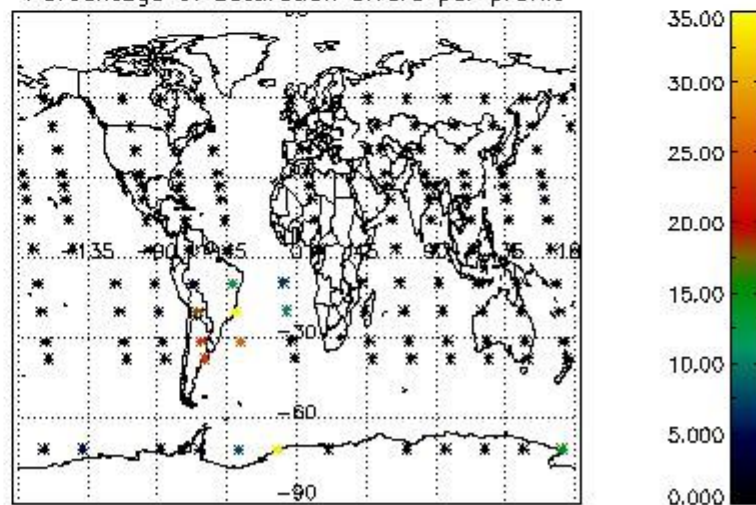
Percentage of datation errors per profile



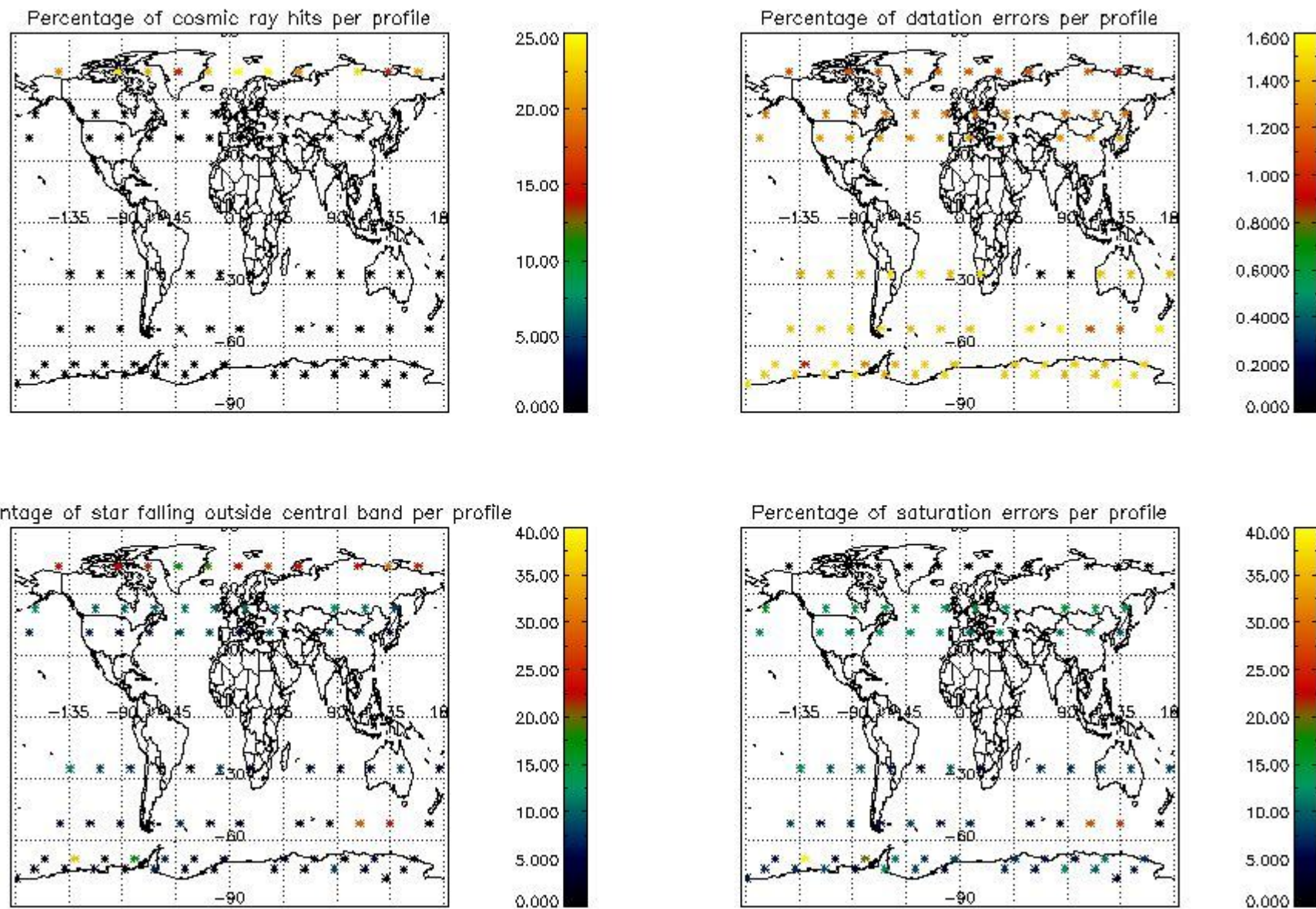
Percentage of star falling outside central band per profile



Percentage of saturation errors per profile



4.2.2 Plot level 1 quality information per product (world map): ENVISAT DESCENDING passes



5. Trace gas profiles

5.1 Ozone statistics based on quality of products

The final quality of the products can be "measured" using the STD (Standard Deviation) attached to every point profile. This information is written to the parameter GOM_NL__2P/NL_LOCAL_SPECIES_DENSITY/o3_std of the level 2 products. The table below shows the statistics for given STD ranges.

The statistics are given with respect to the overall valid production:

- Products without fatal errors: GOM_NL__2P/MPH/PRODUCT_ERR=0
- Valid point profile: GOM_NL__2P/NL_LOCAL_SPECIES_DENSITY/pcd(0)=0

The 'Criteria' is applied to valid points of dark limb products:

- Products in dark limb illumination condition: GOM_NL__2P/NL_SUMMARY_QUALITY/obs_ill_cond=0
- Products without fatal errors: GOM_NL__2P/MPH/PRODUCT_ERR=0
- Valid point profile: GOM_NL__2P/NL_LOCAL_SPECIES_DENSITY/pcd(0)=0

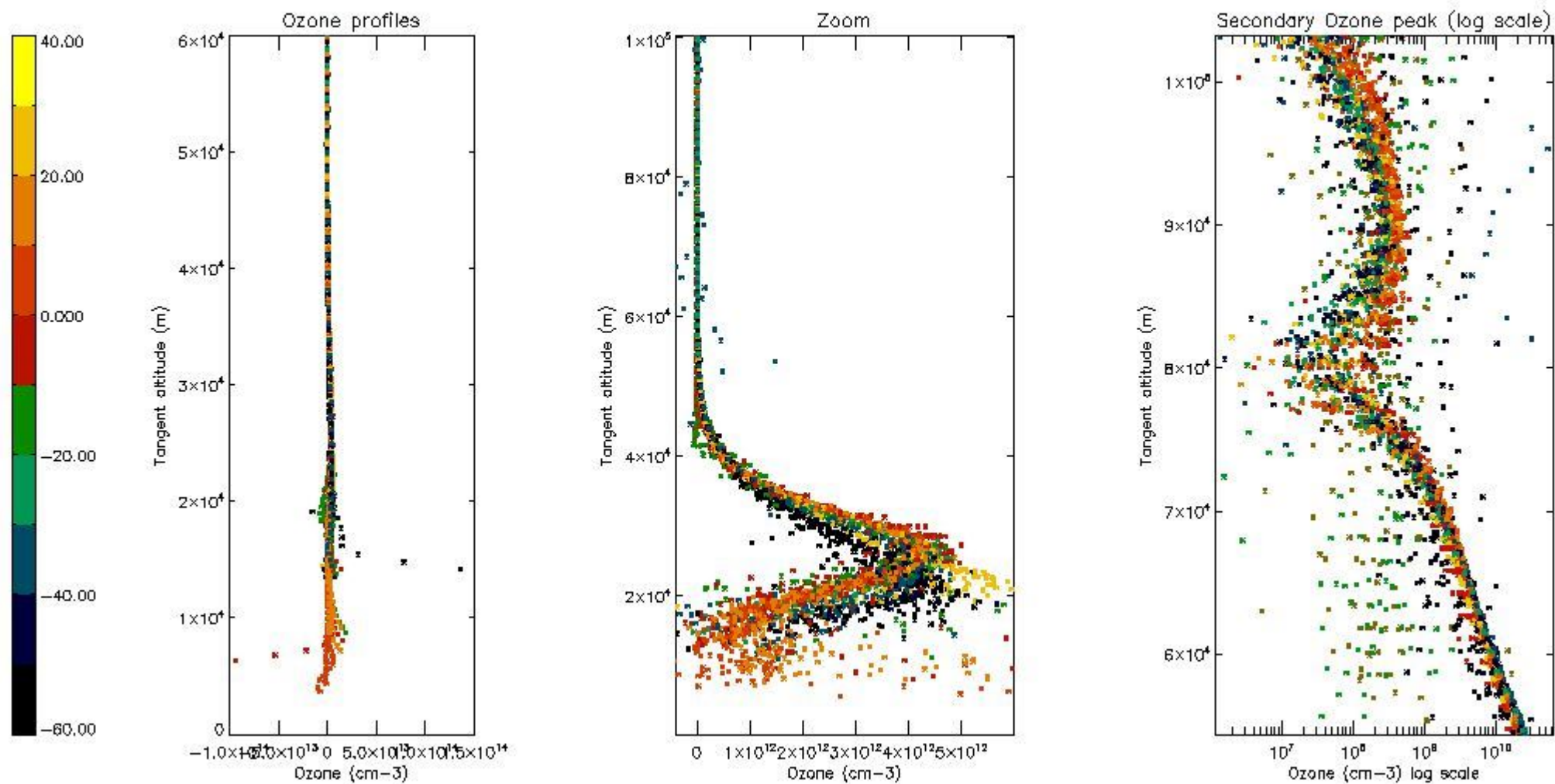
So, the table below shows the percentage of dark limb and valid observations for each criteria with respect to the overall valid daily observations.

Criteria	% of total production
All STD	57
STD < 20	32

STD < 10	25
STD < 5	18

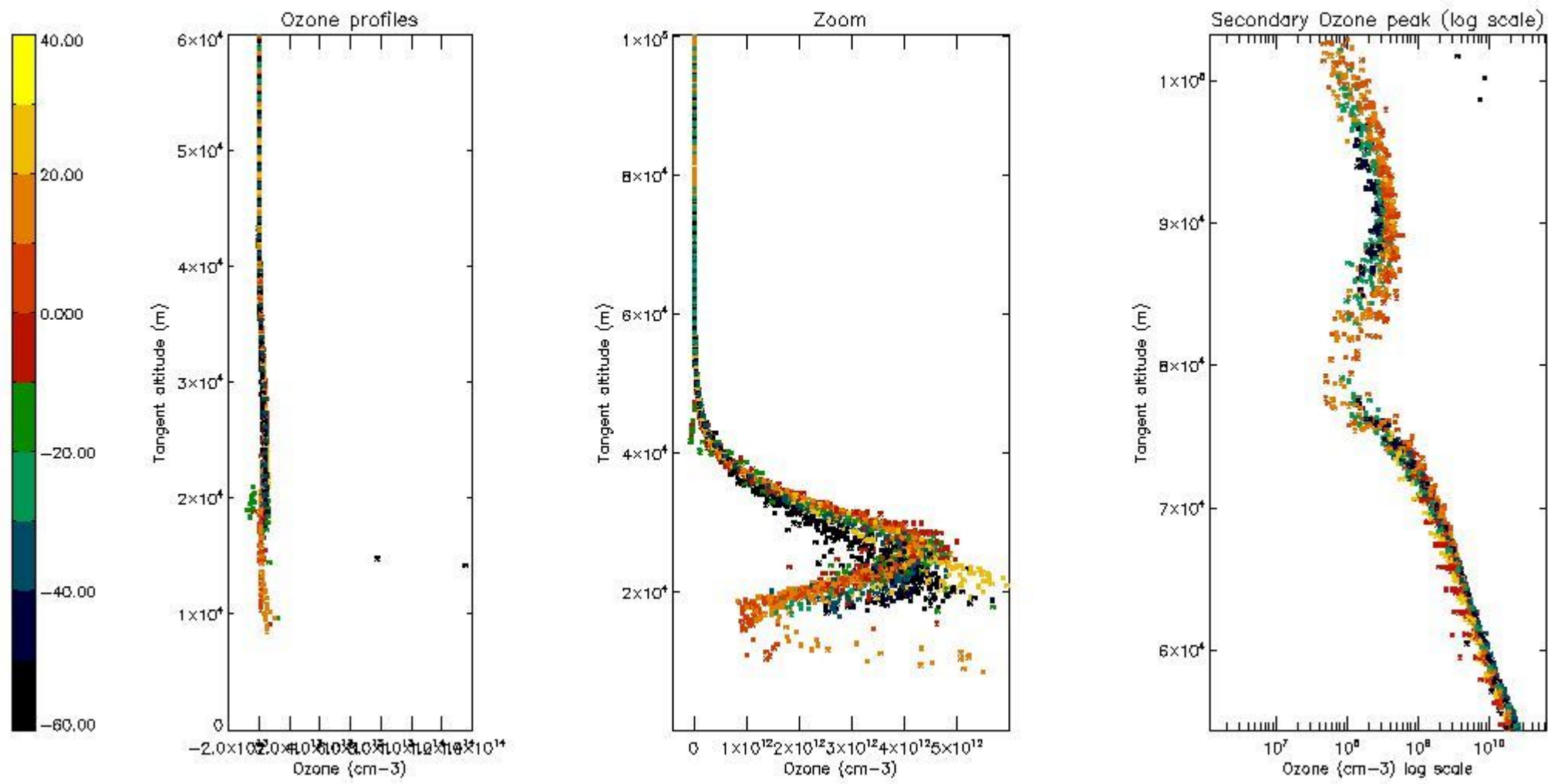
5.2 Plot ozone profiles for all STD (dark without errors)

The colorbar represents the latitude.



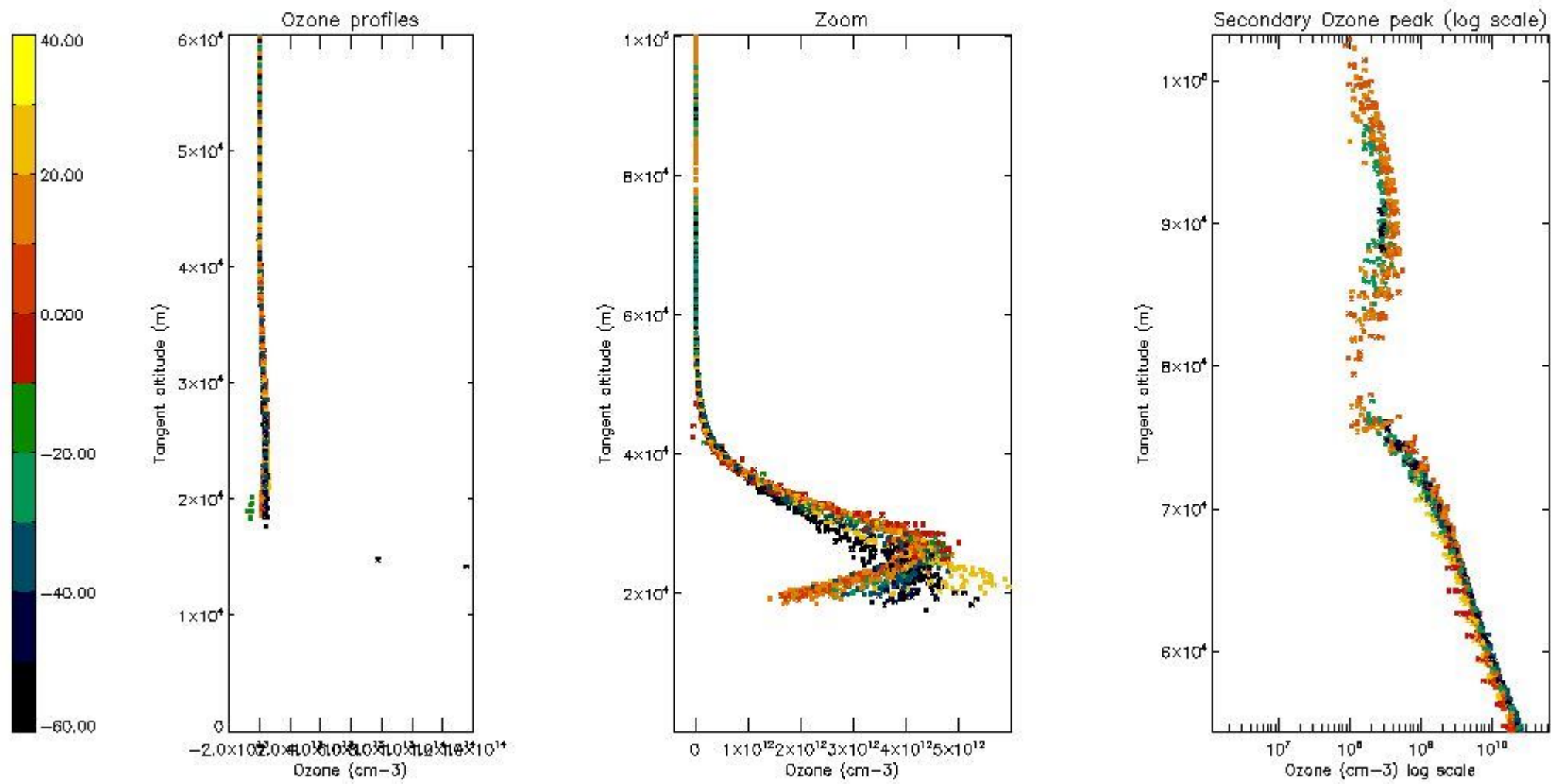
5.3 Plot ozone profiles where STD < 20% (dark without errors)

The colorbar represents the latitude.



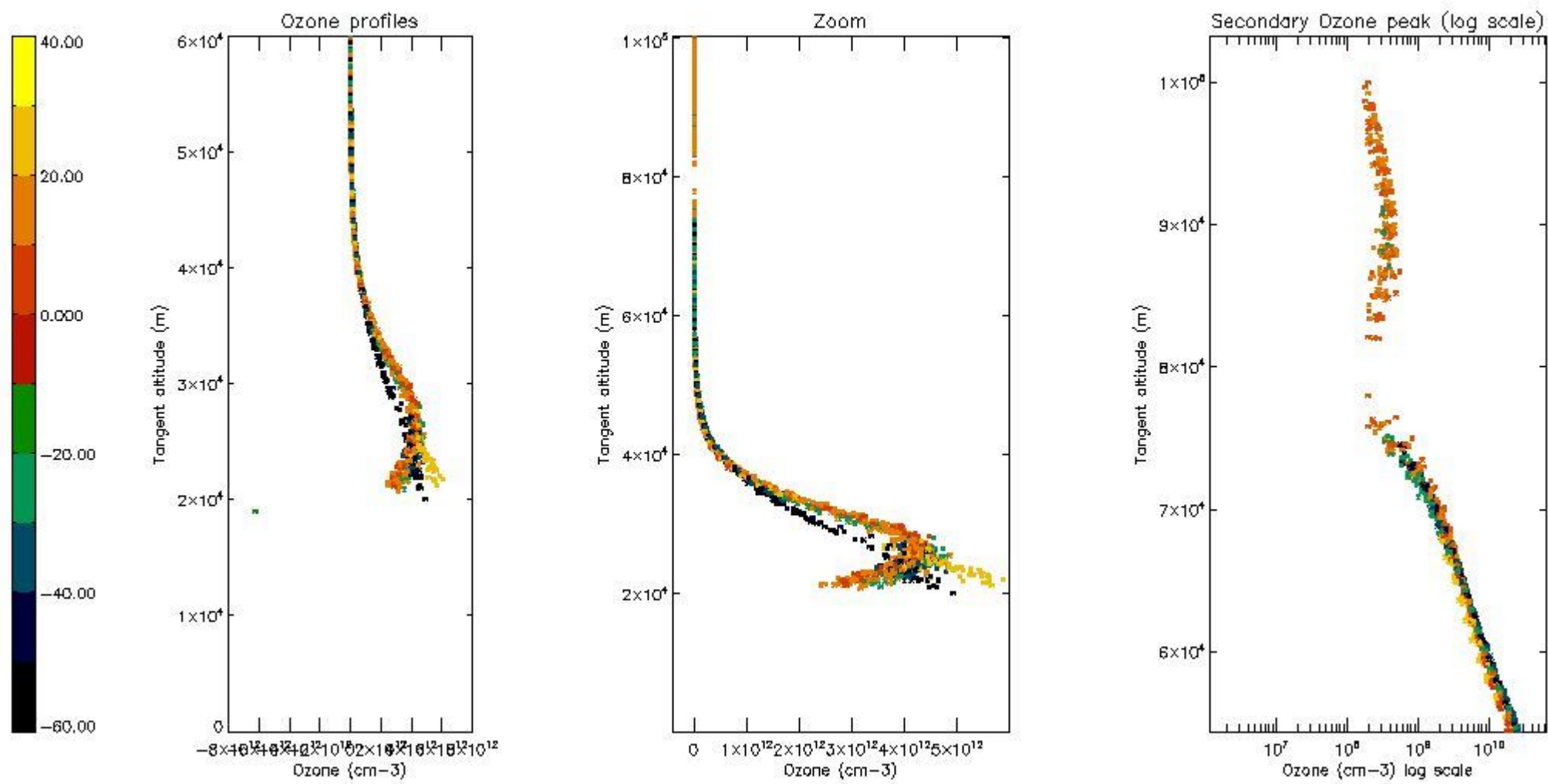
5.4 Plot ozone profiles where $STD < 10\%$ (dark without errors)

The colorbar represents the latitude.



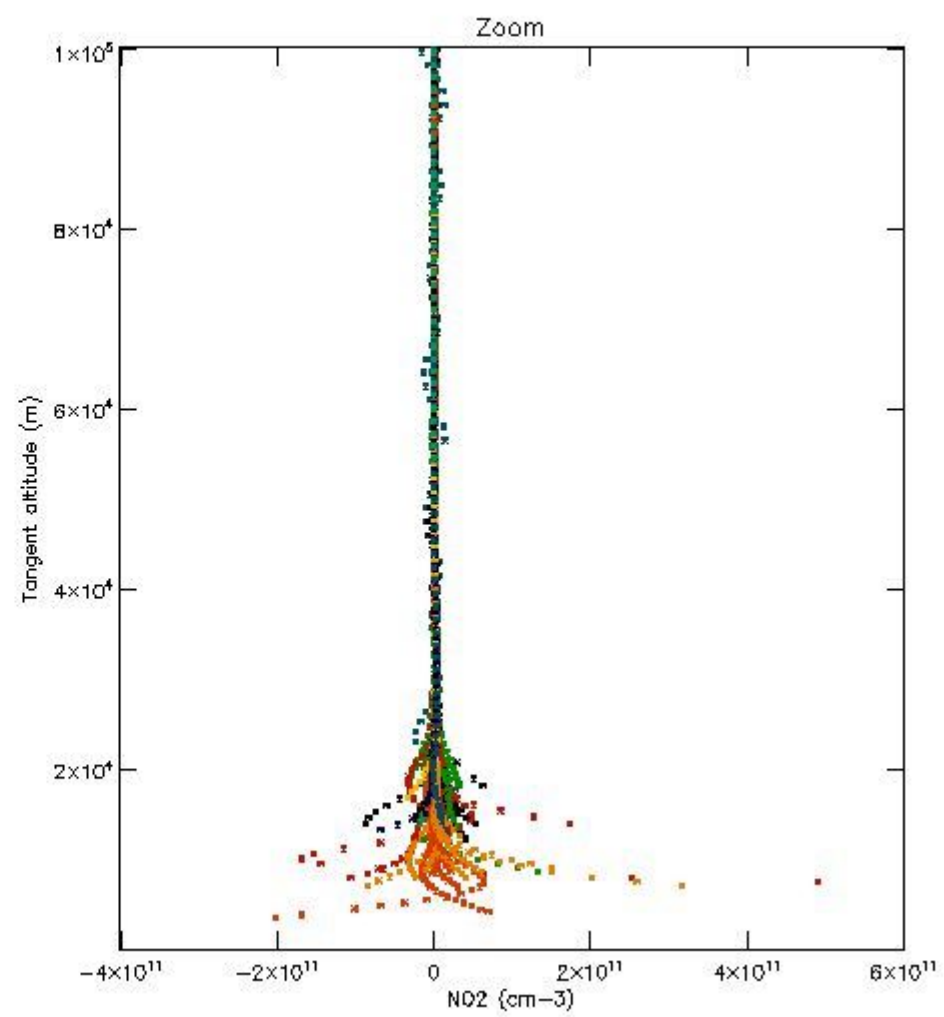
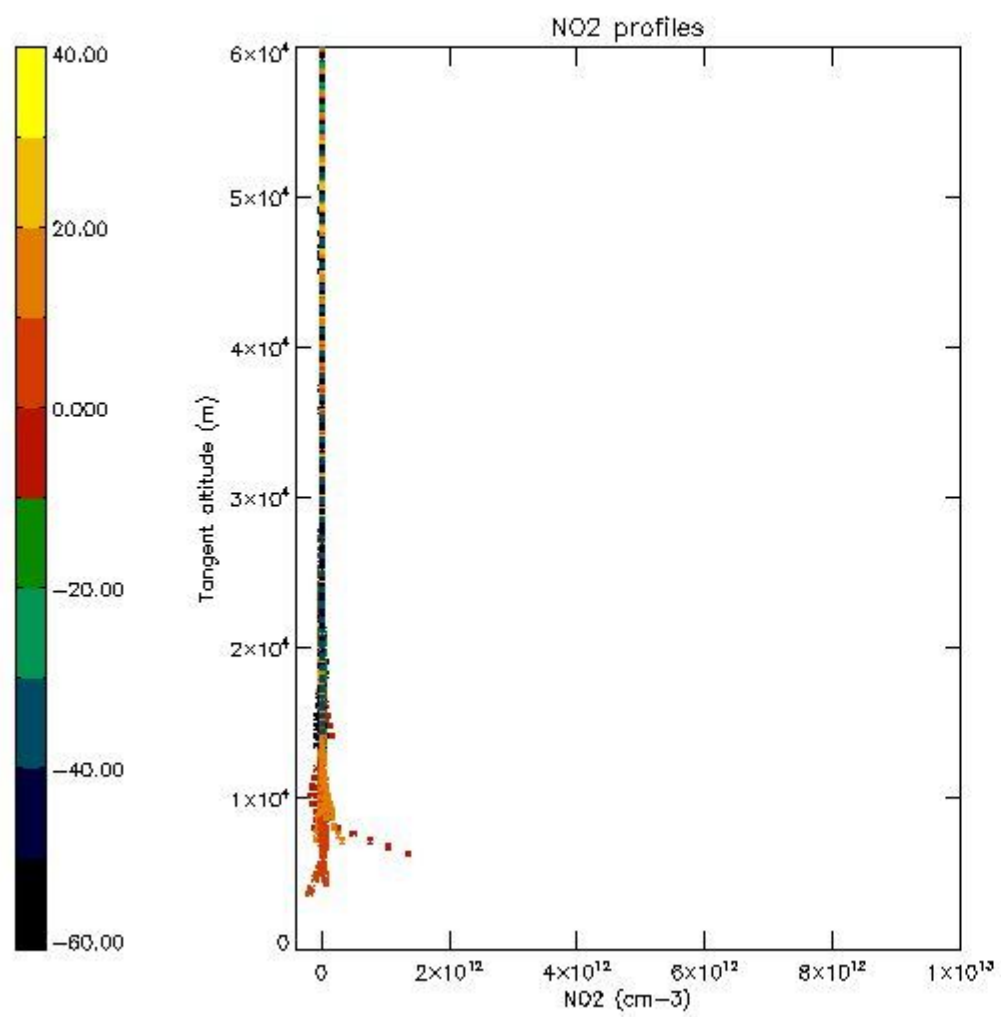
5.5 Plot ozone profiles where $STD < 5\%$ (dark without errors)

The colorbar represents the latitude.



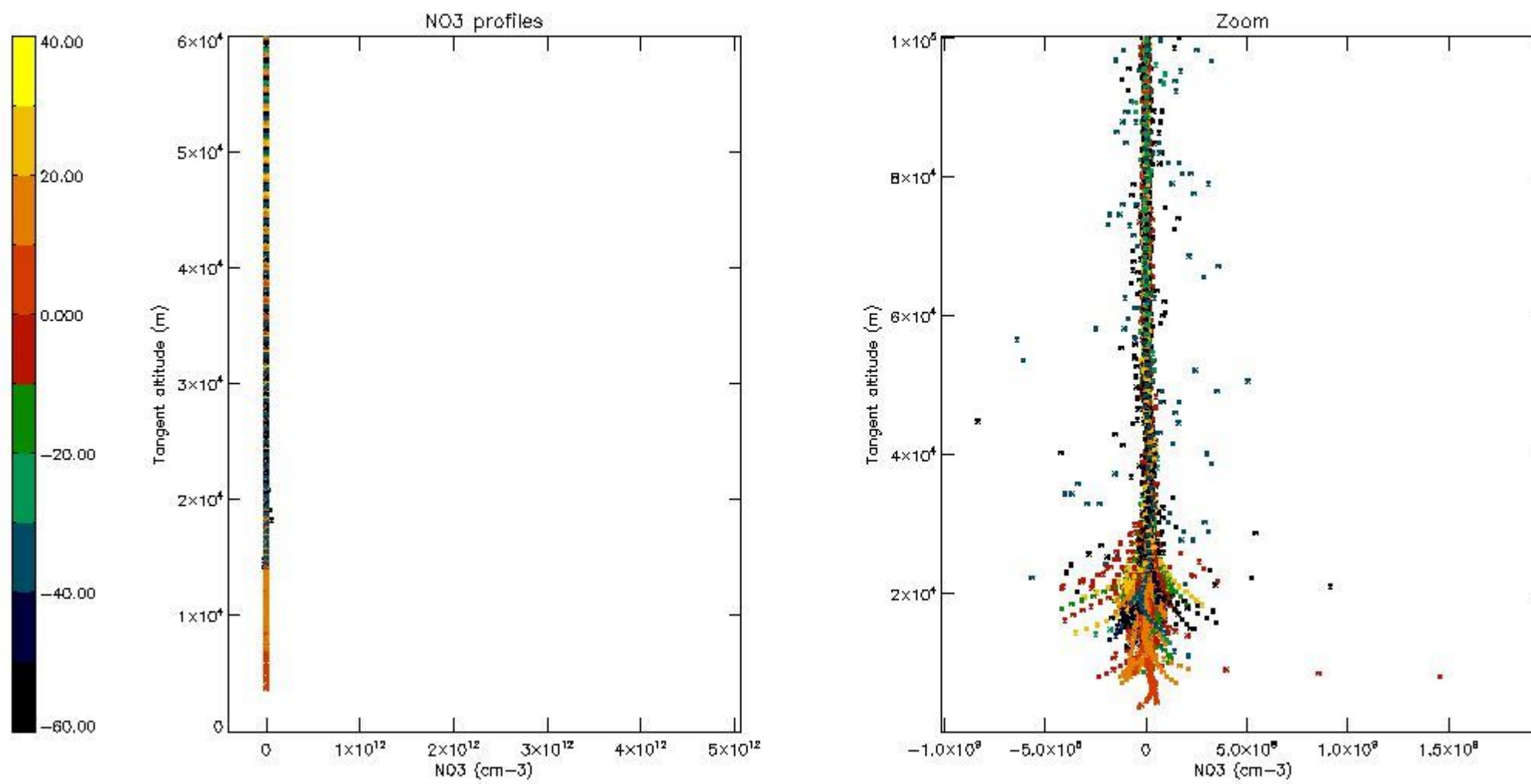
5.6 Plot NO₂ profiles for all STD (dark without errors)

The colorbar represents the latitude.



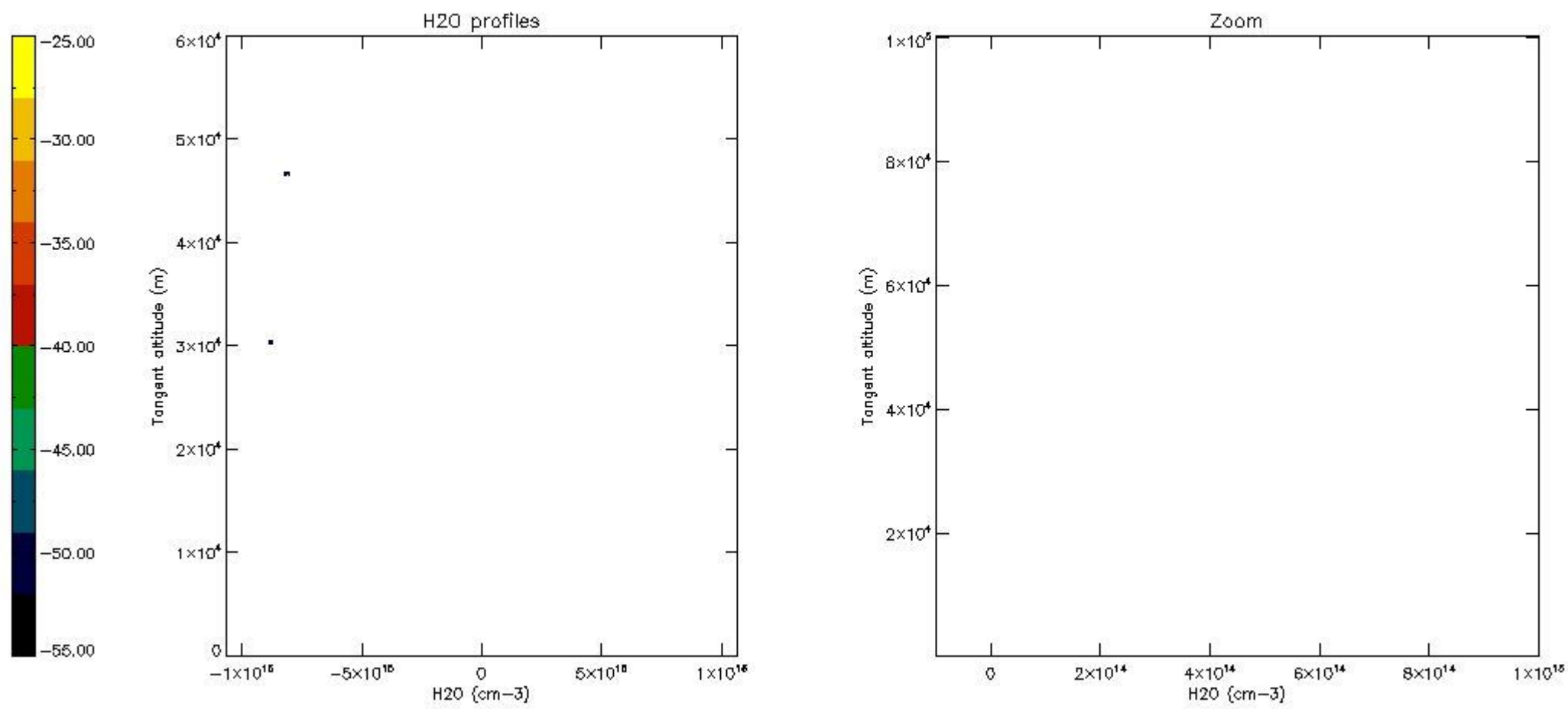
5.7 Plot NO3 profiles for all STD (dark without errors)

The colorbar represents the latitude.



5.8 Plot H2O profiles for all STD (only for occultations of stars 1,2,3,4,13,14,16,26,63 dark without errors)

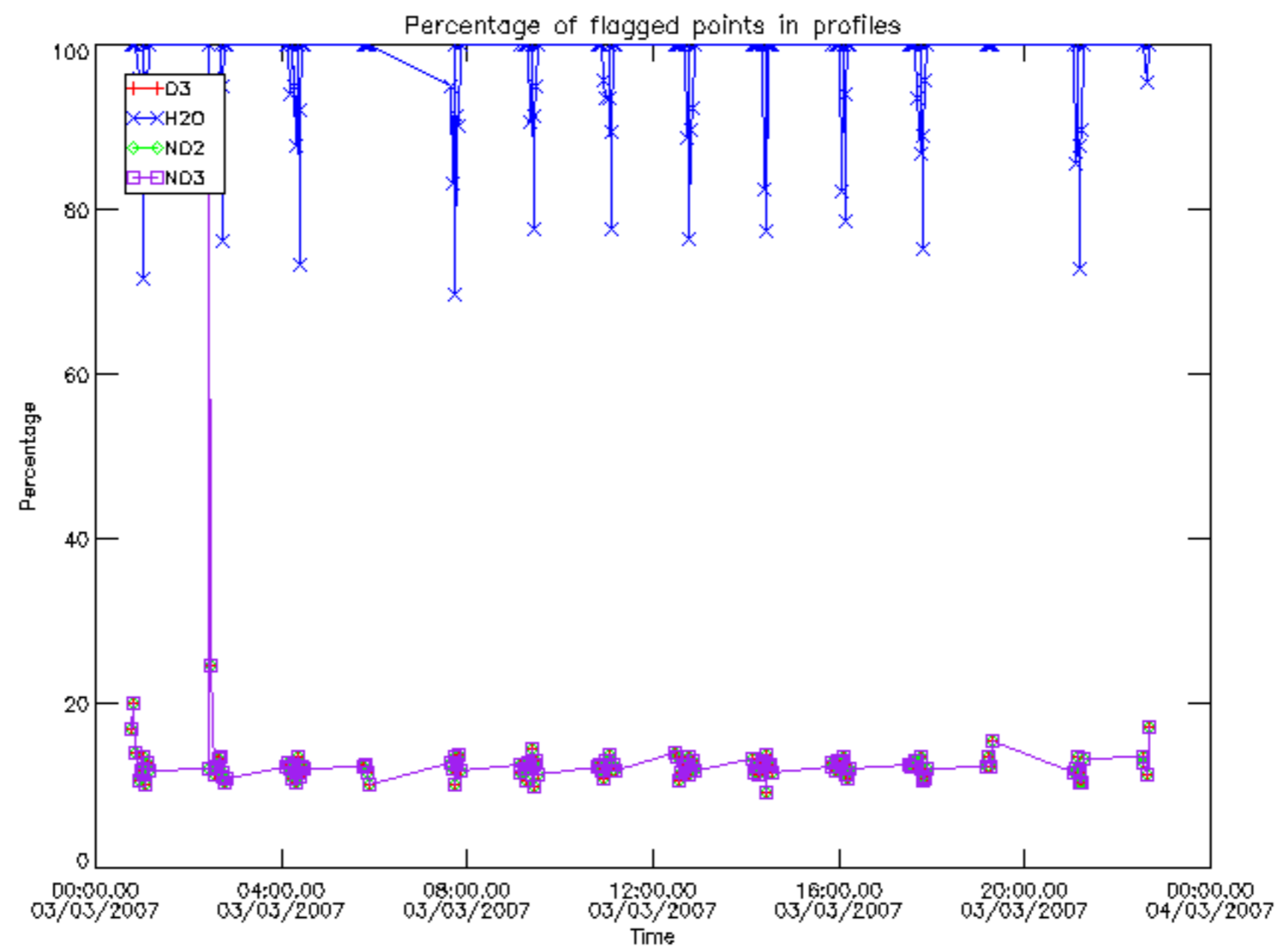
The colorbar represents the latitude.



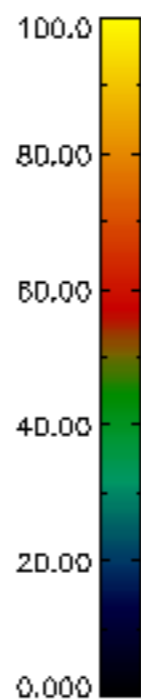
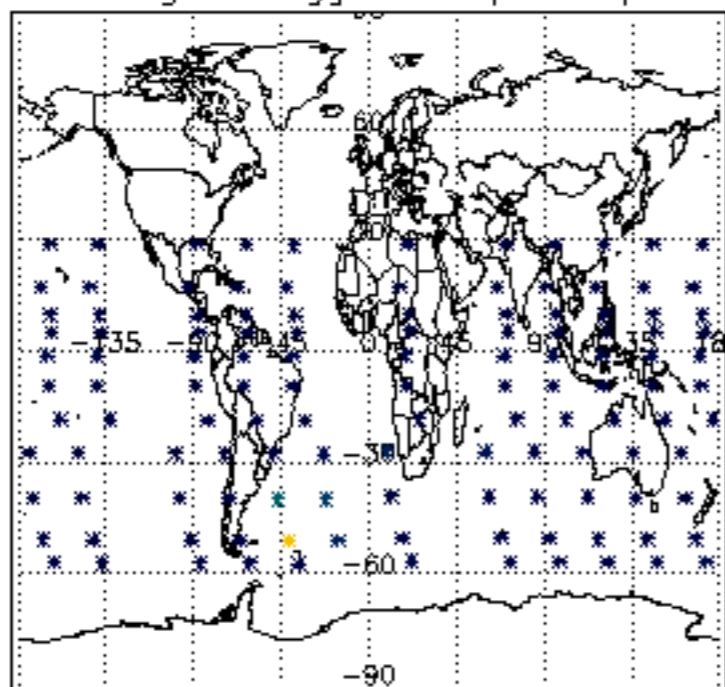
6. Auxiliary Data Files used for the production reported in section 2

The number reported in the third column indicates since which file (see list in section 2) the corresponding auxiliary file has been used. The fourth column is the date of those product files.

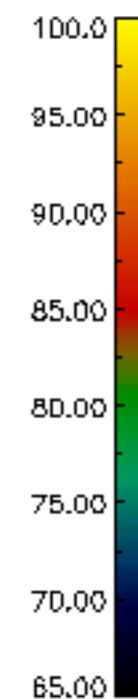
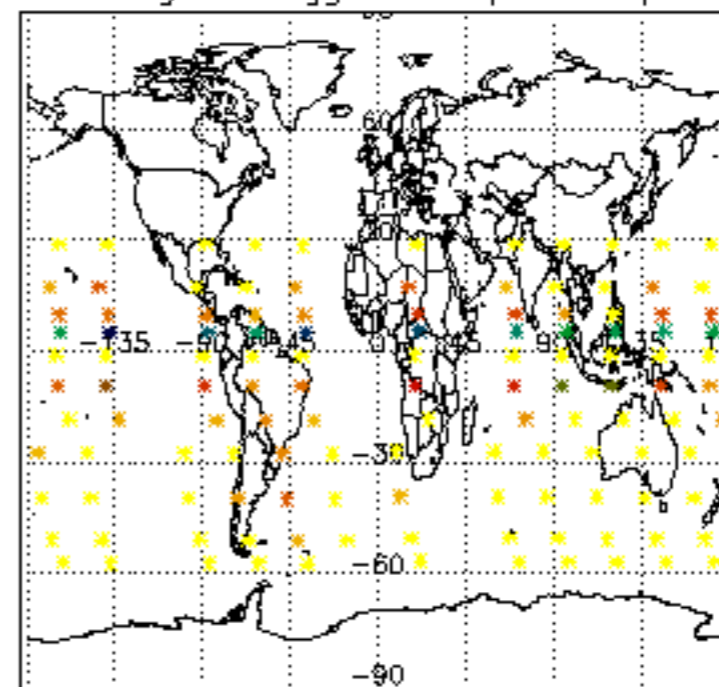
Type	Auxiliary Filename	Used since product	Used since product date
INST_PHYS_CHARACTERISTICS	GOM_INS_AXVIEC20091111_143220_20030716_120000_20500101_000000	1	03-MAR-2007 00:11:32
LEVEL-2_PROC_CONFIG	GOM_PR2_AXVIEC20091111_152718_20020301_000000_20500101_000000	1	03-MAR-2007 00:11:32
CROSS_SECTIONS_FILE	GOM_CRS_AXVIEC20091111_154832_20020301_000000_20500101_000000	1	03-MAR-2007 00:11:32



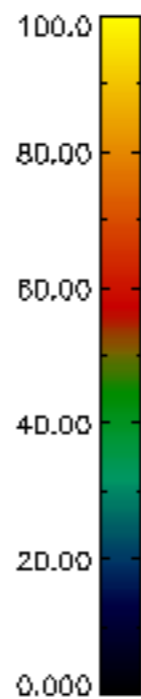
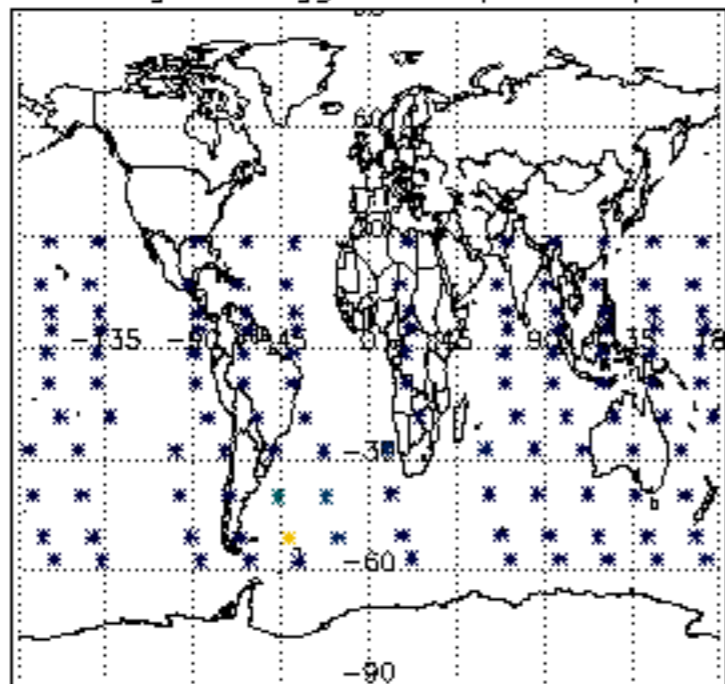
Percentage of flagged data per D3 profile



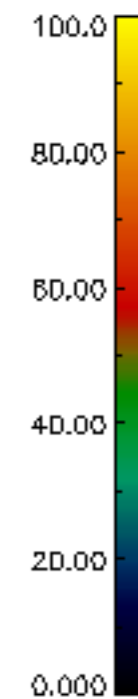
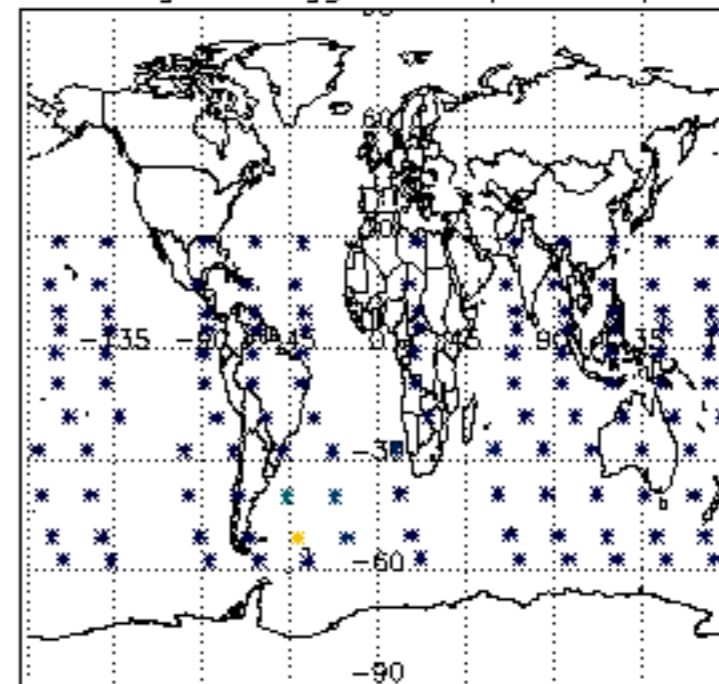
Percentage of flagged data per H2O profile

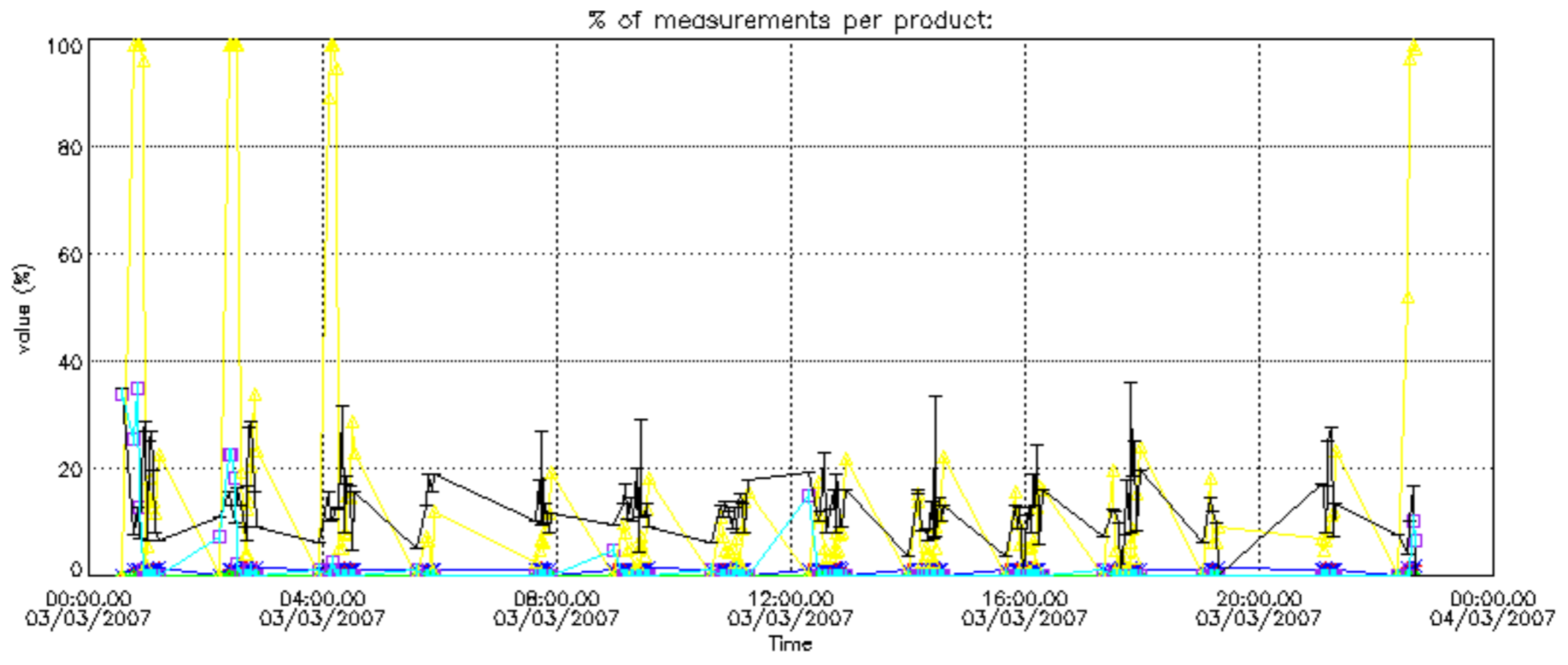


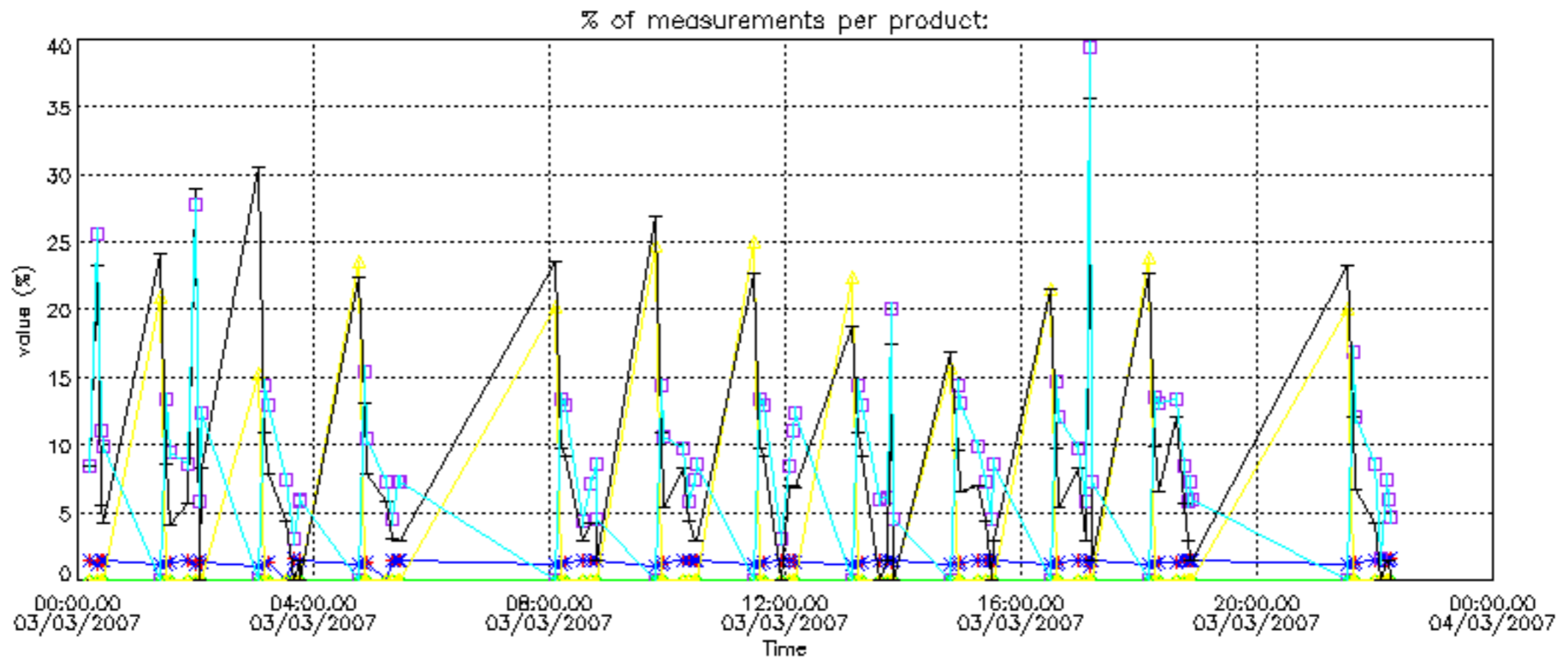
Percentage of flagged data per NO2 profile



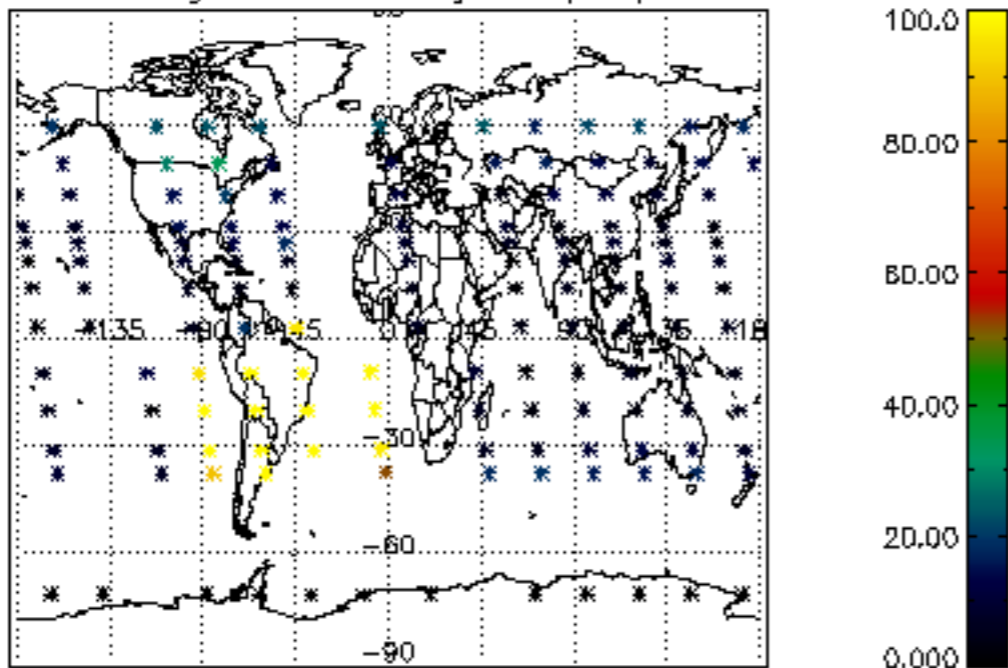
Percentage of flagged data per NO3 profile



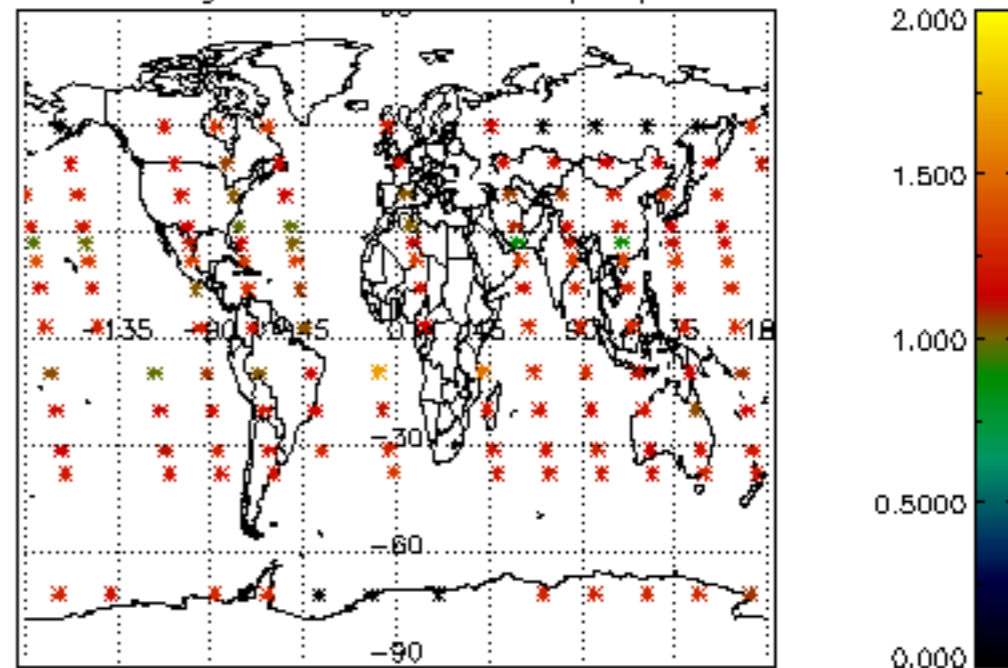




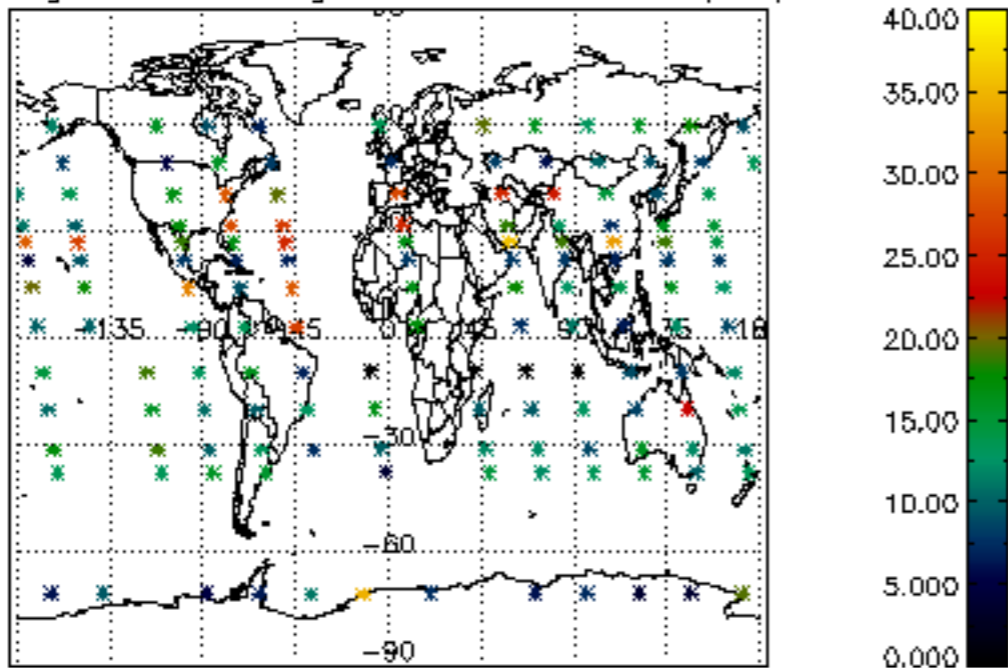
Percentage of cosmic ray hits per profile



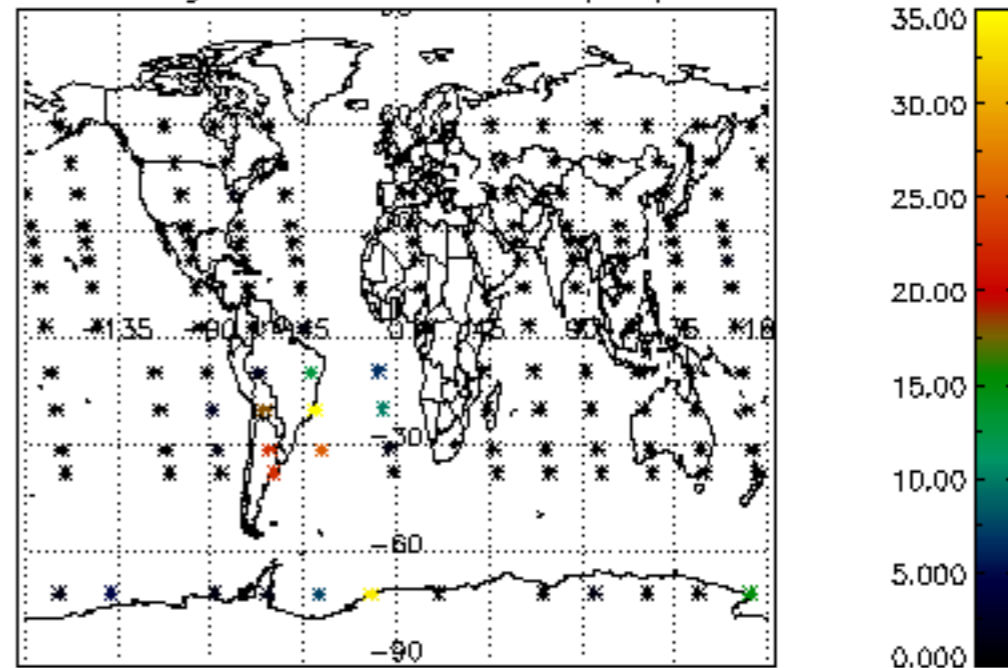
Percentage of datation errors per profile



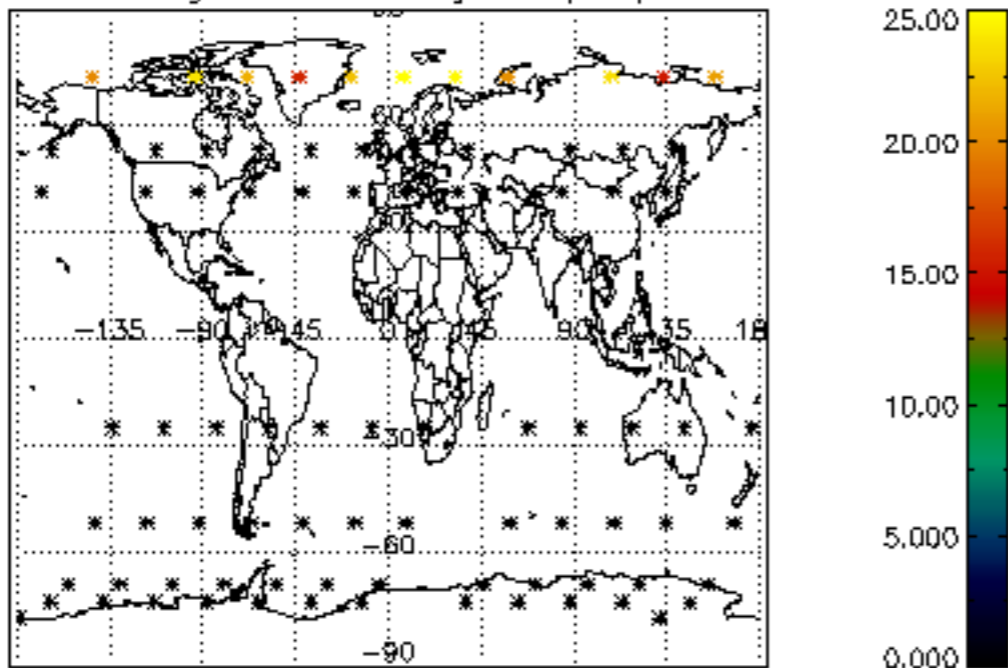
Percentage of star falling outside central band per profile



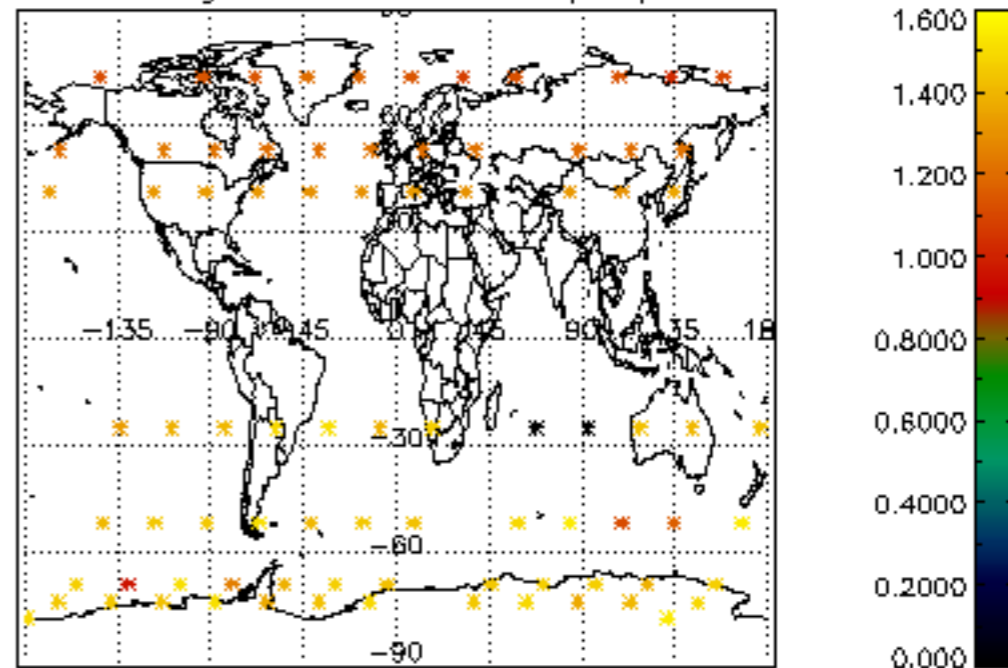
Percentage of saturation errors per profile



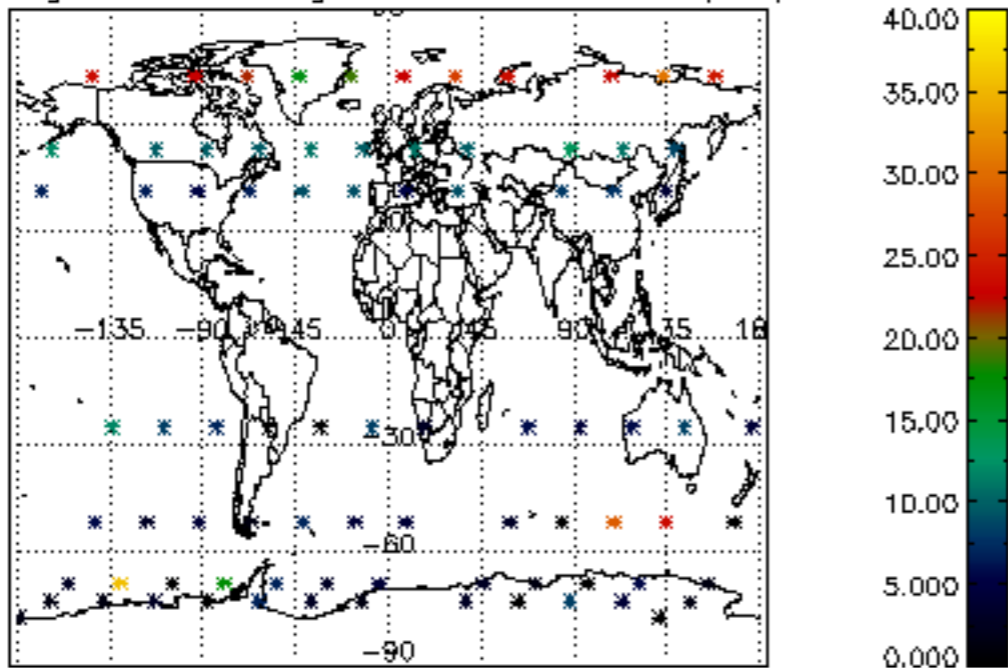
Percentage of cosmic ray hits per profile



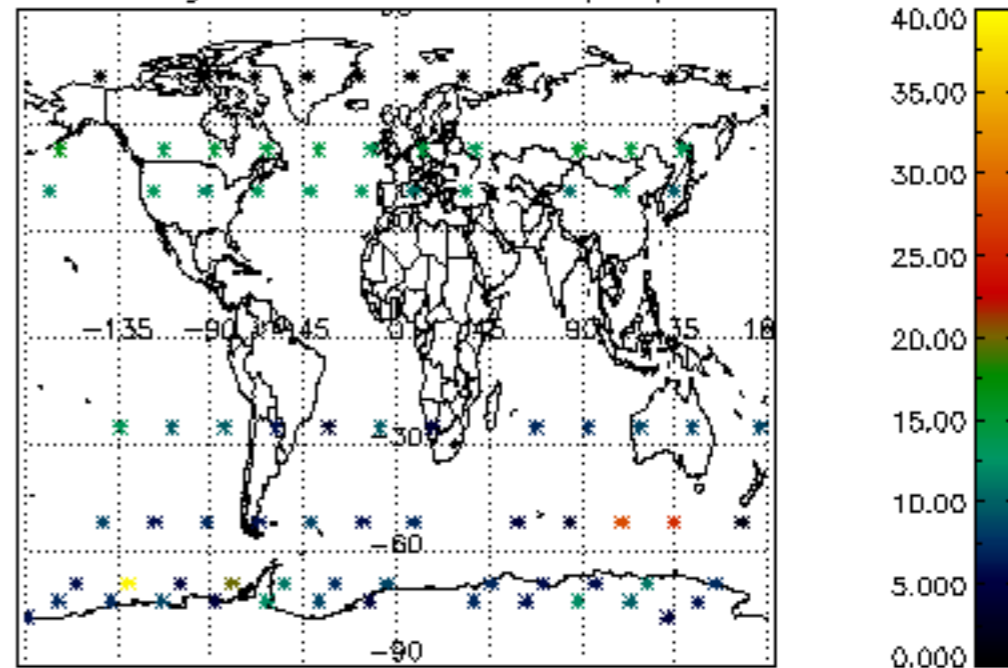
Percentage of datation errors per profile

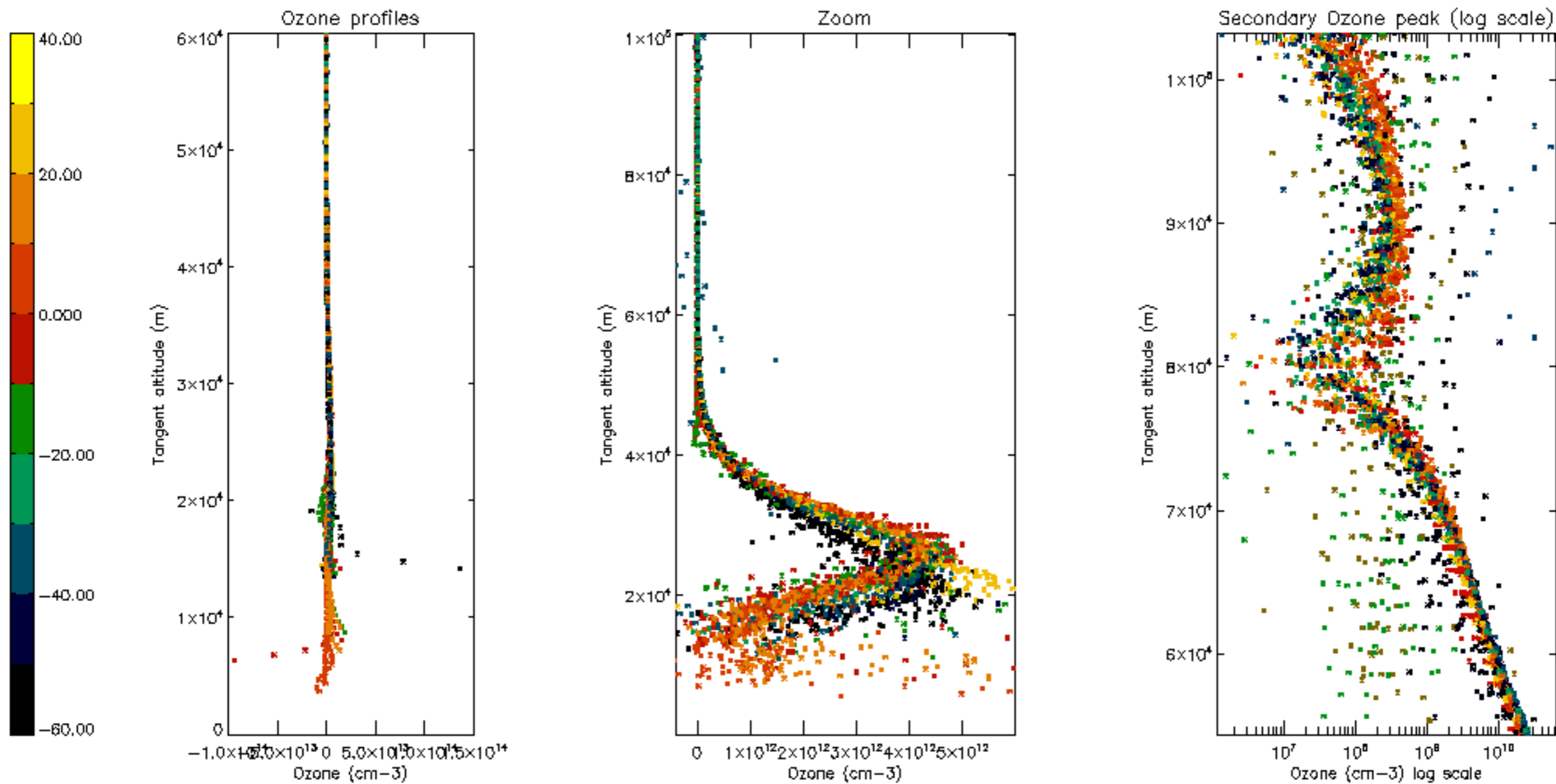


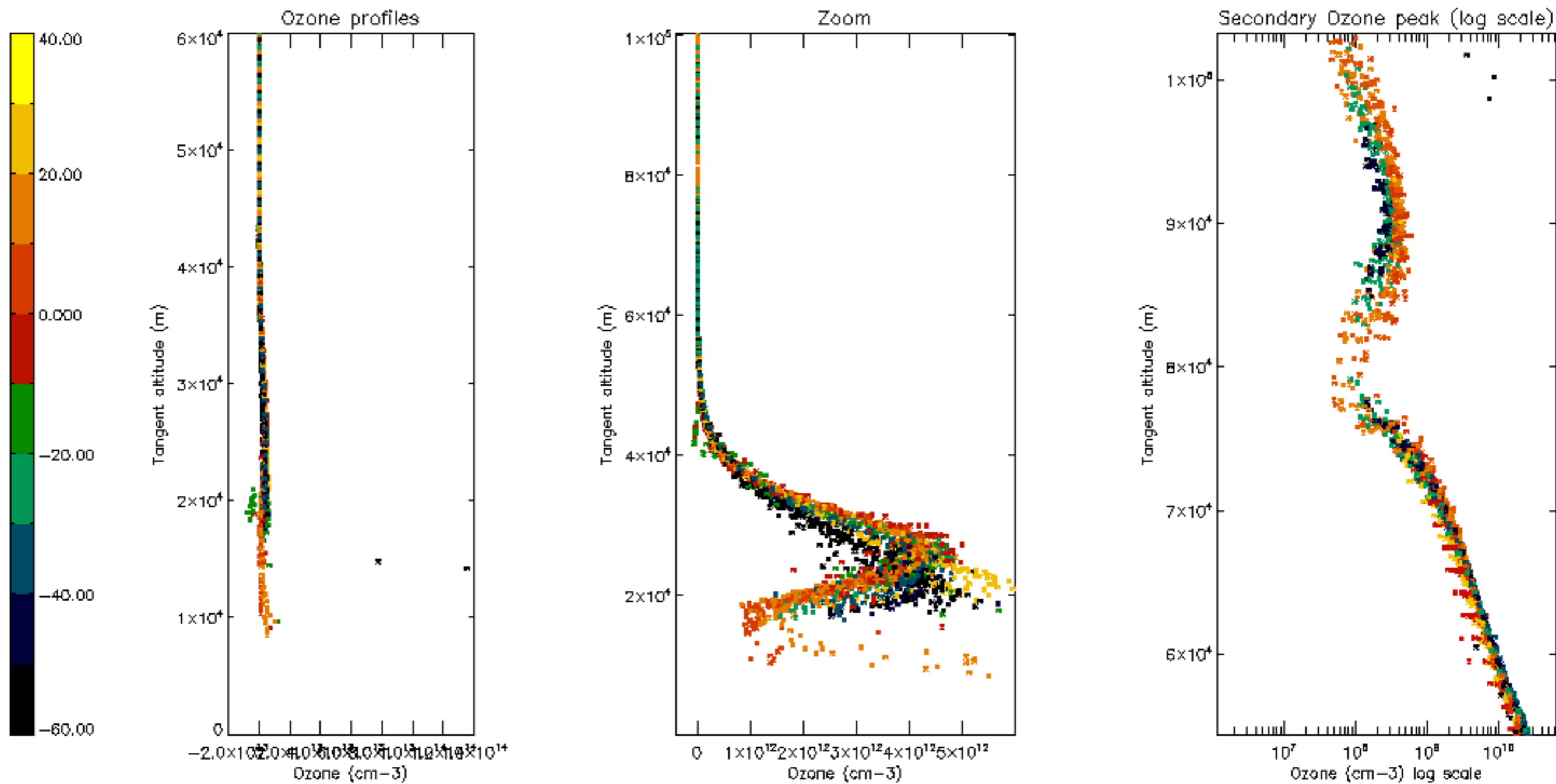
Percentage of star falling outside central band per profile

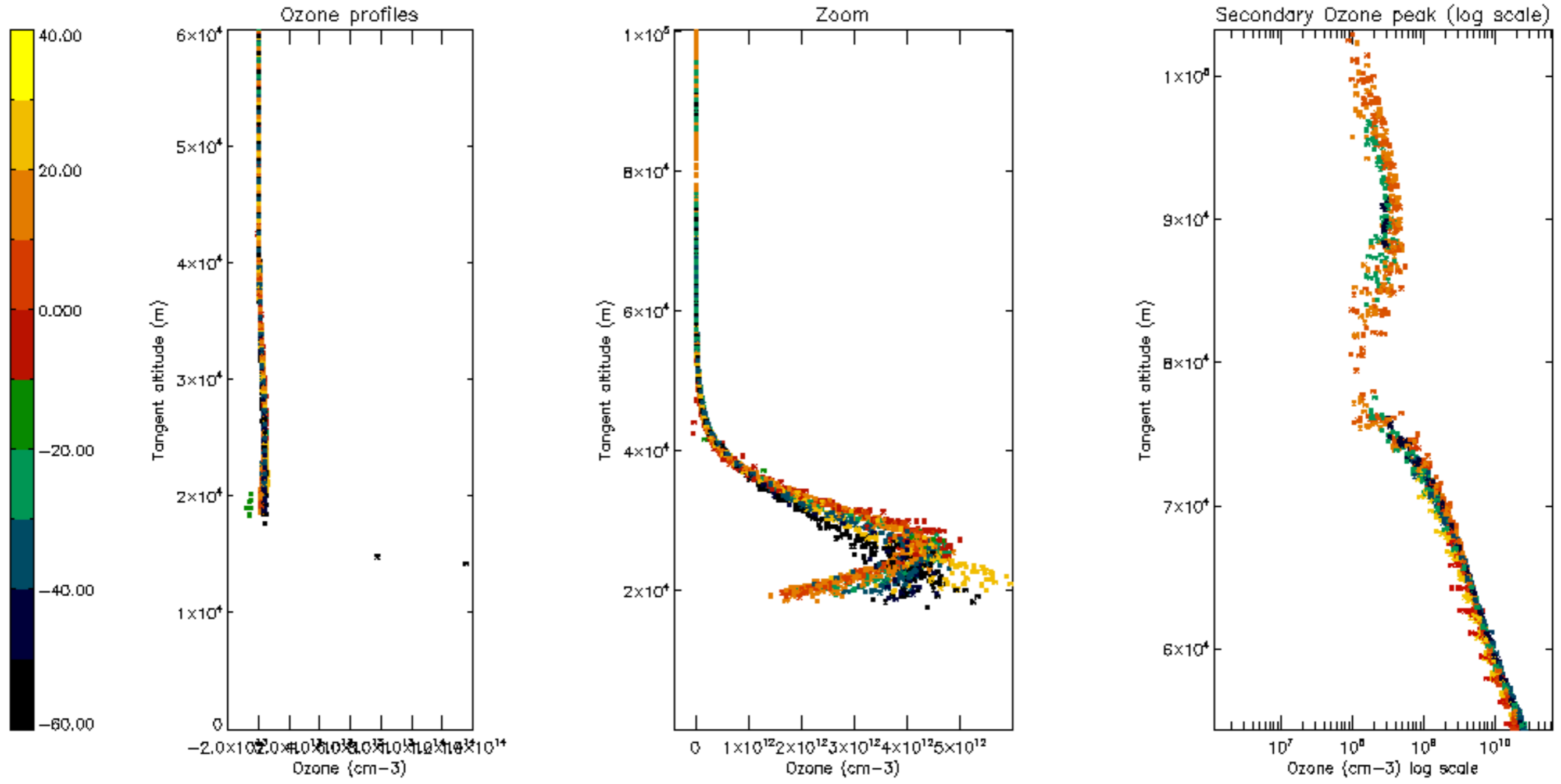


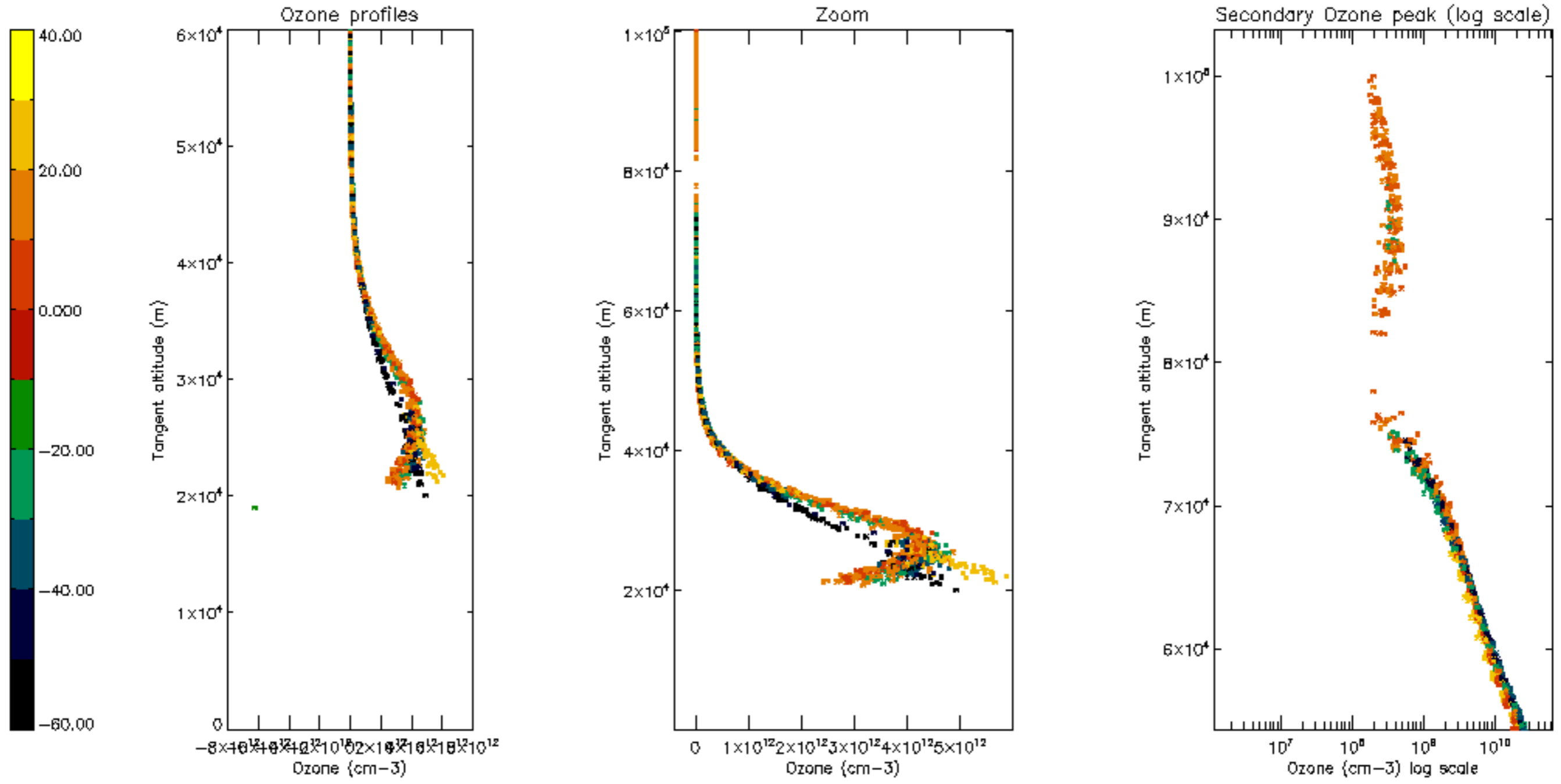
Percentage of saturation errors per profile

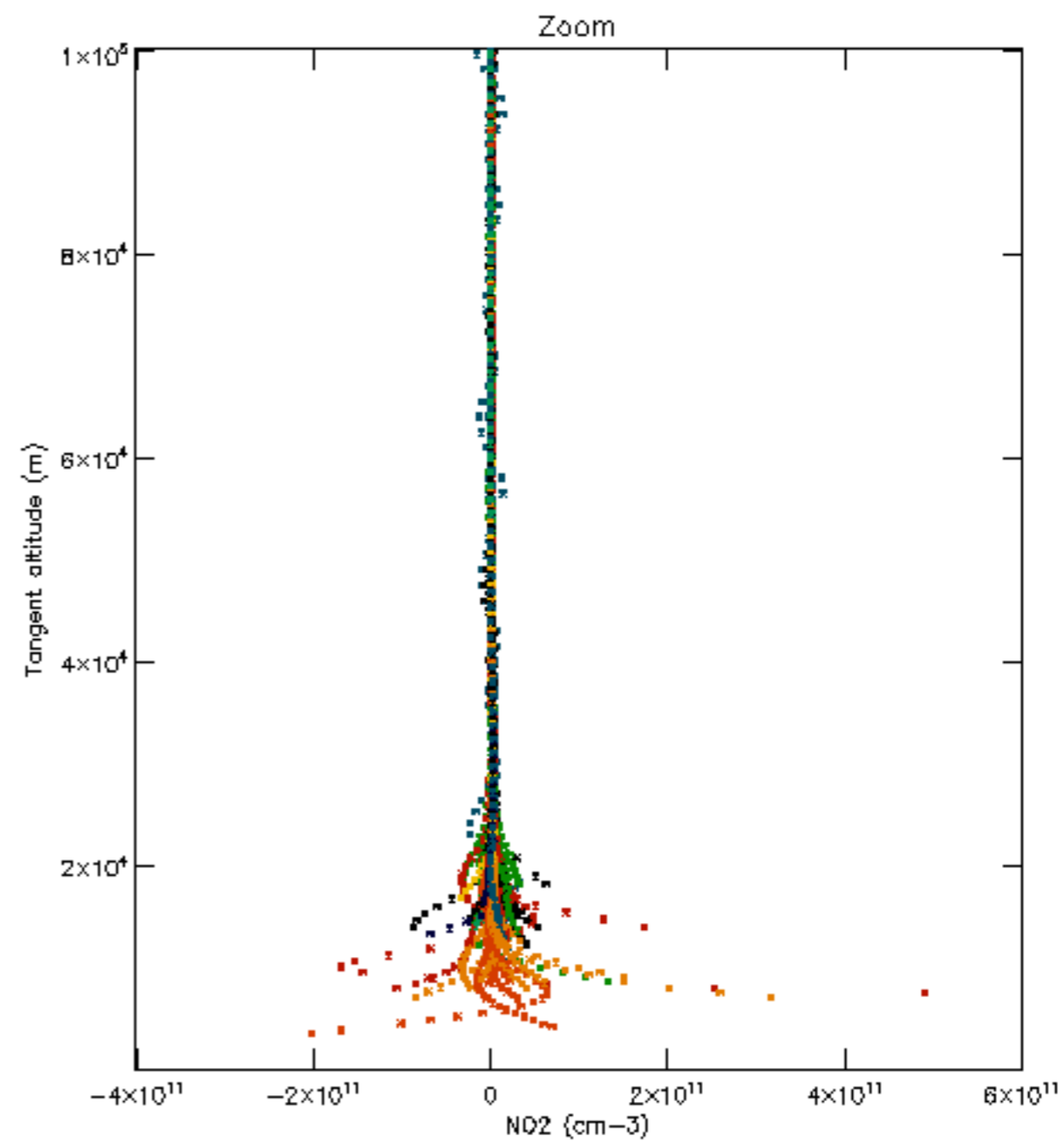
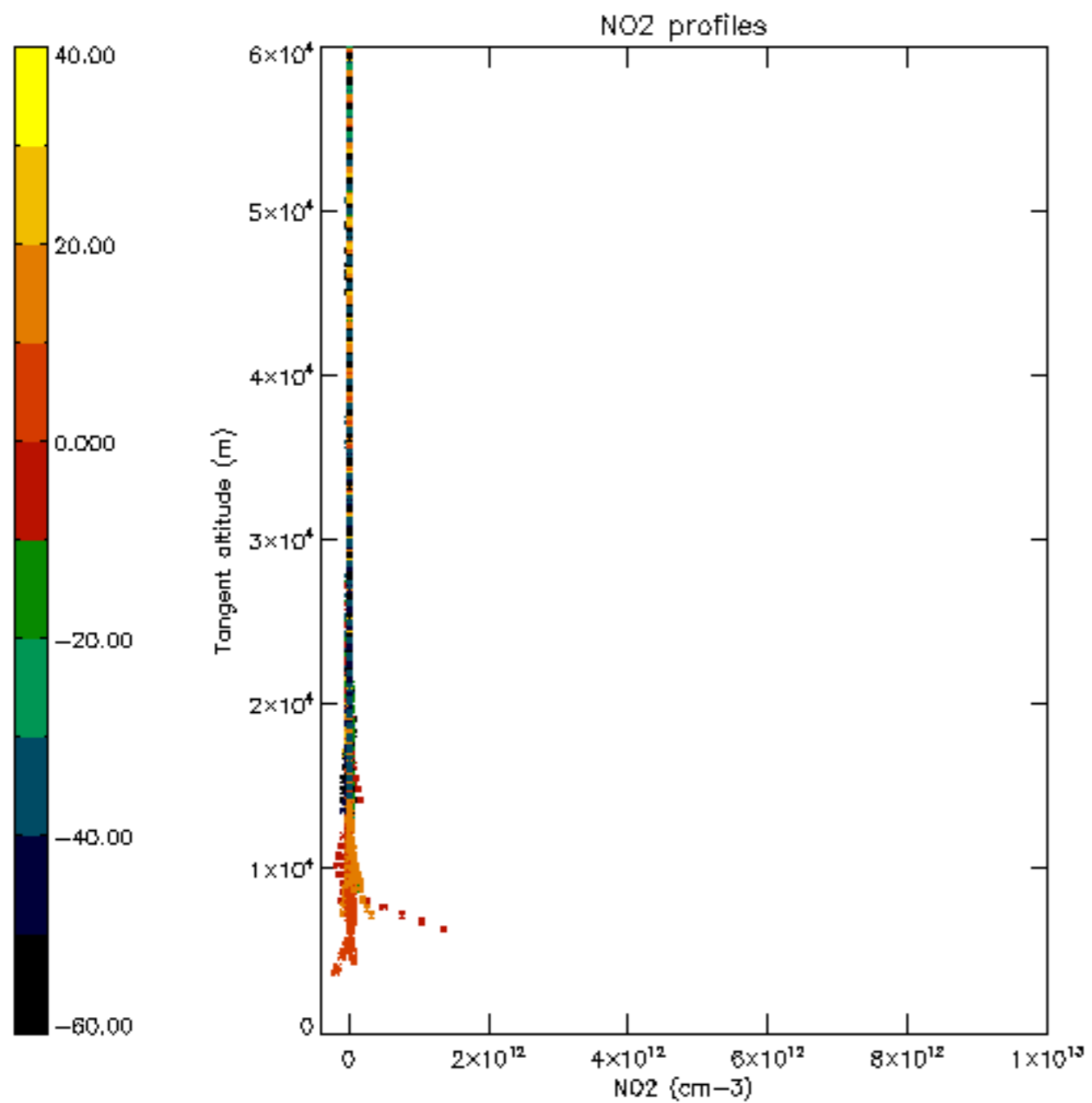


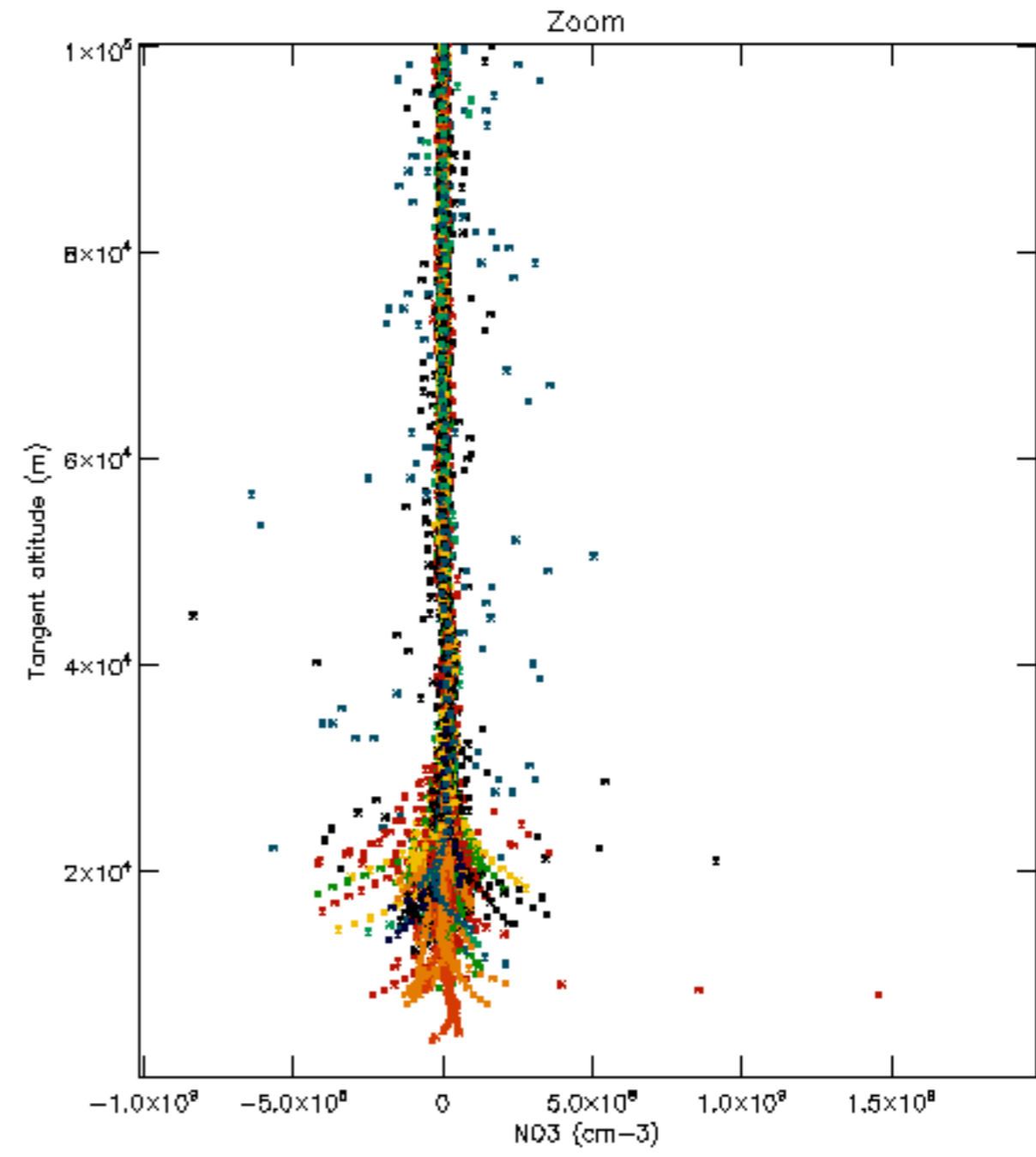
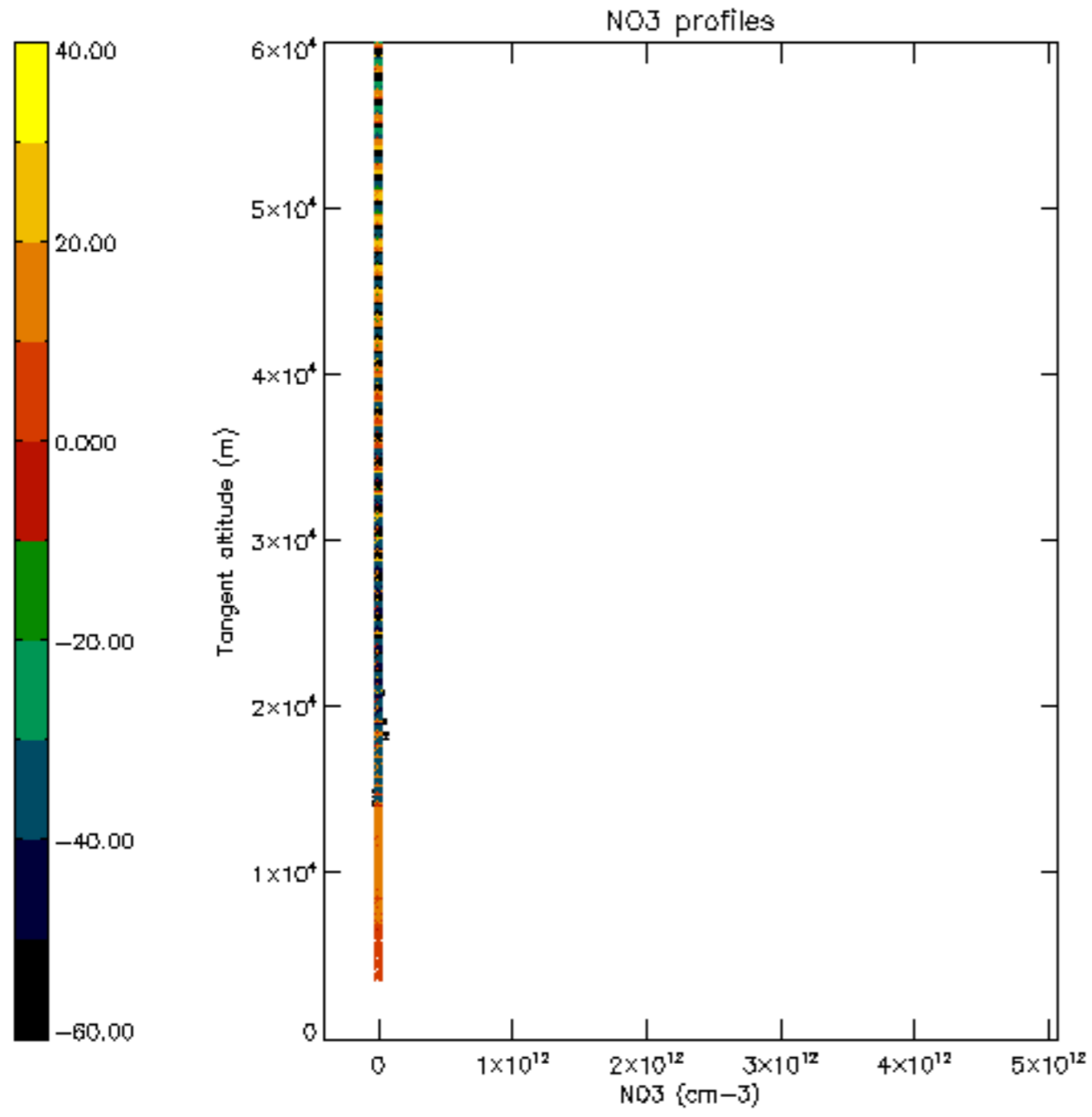


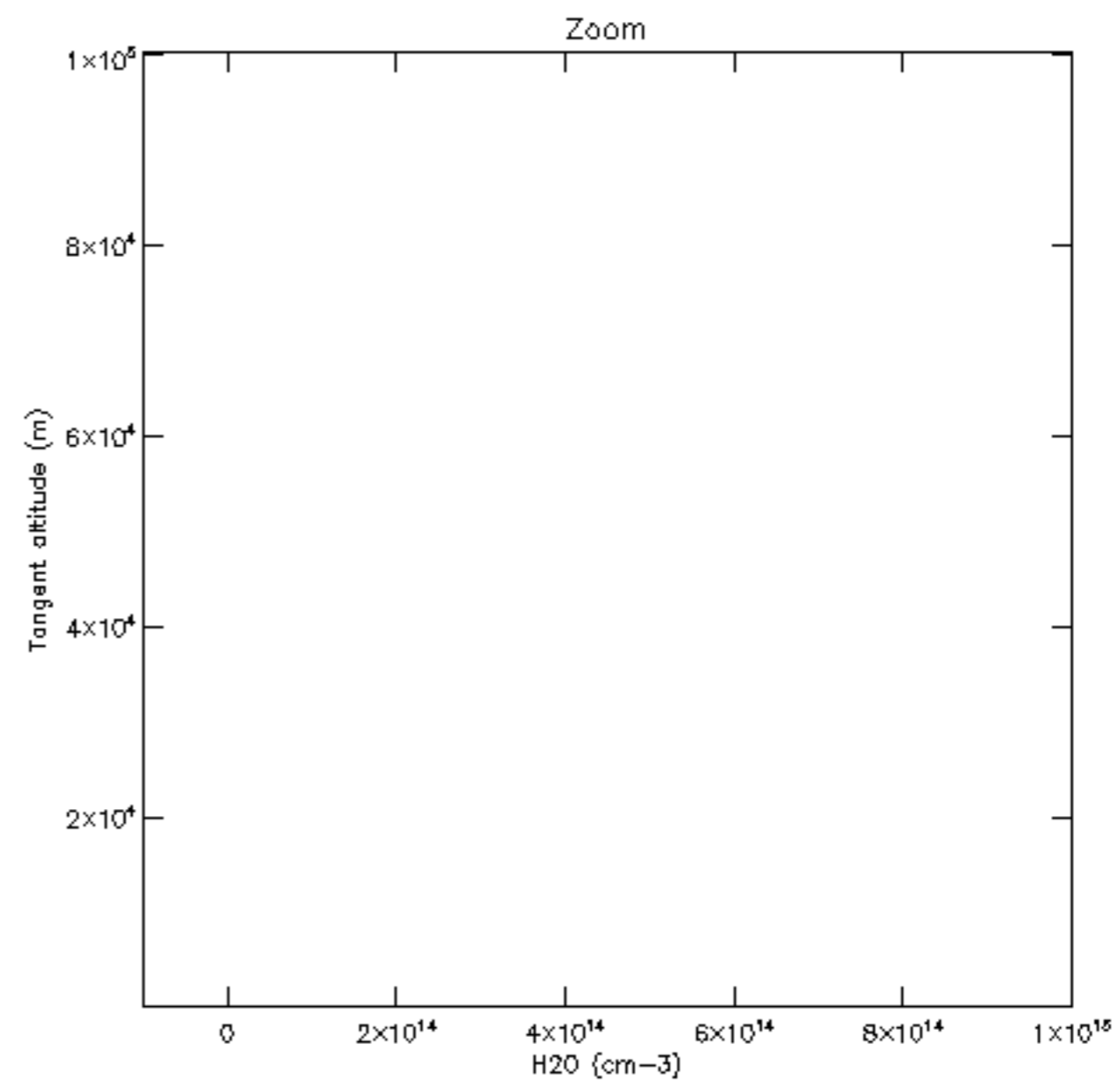
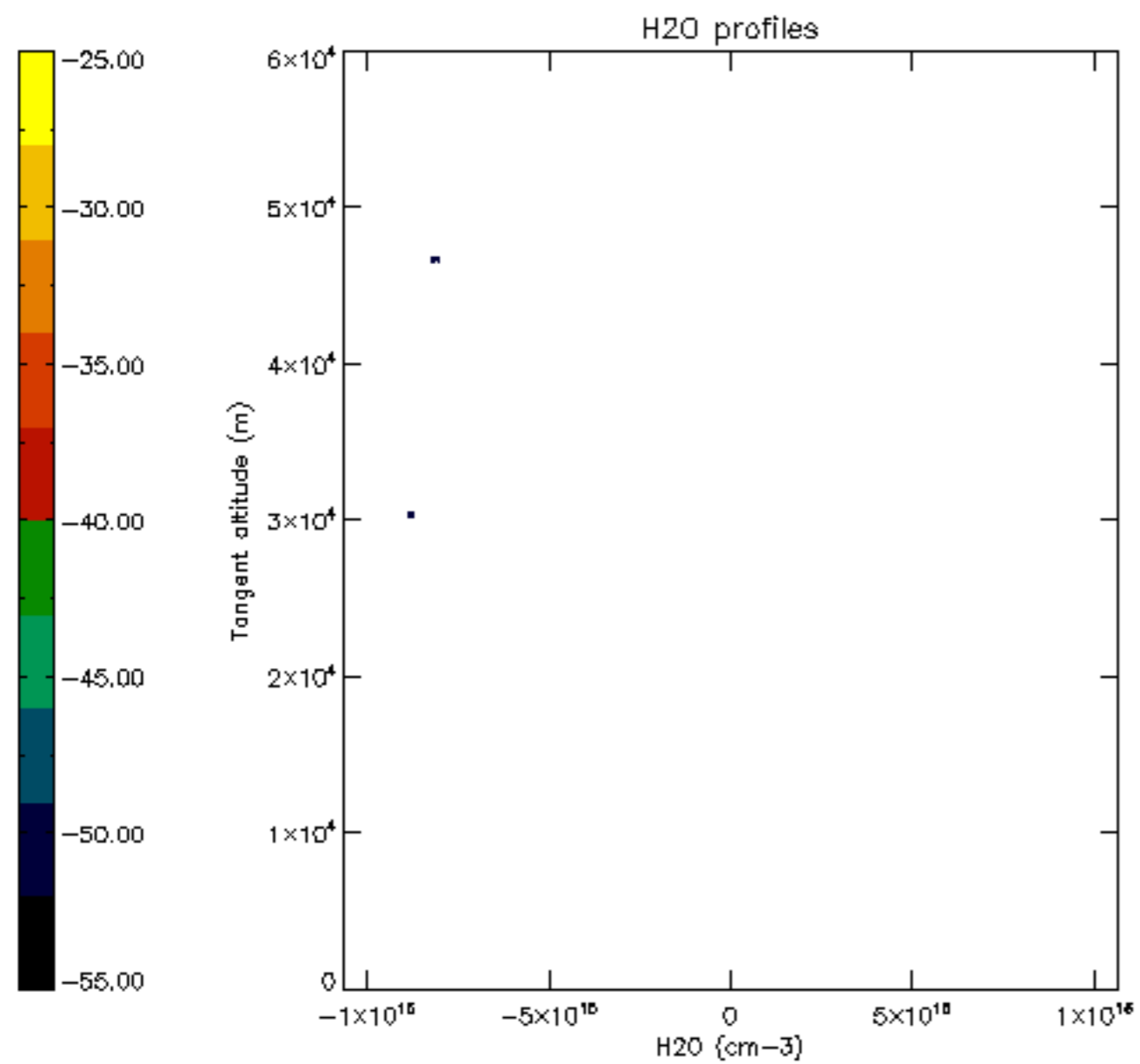


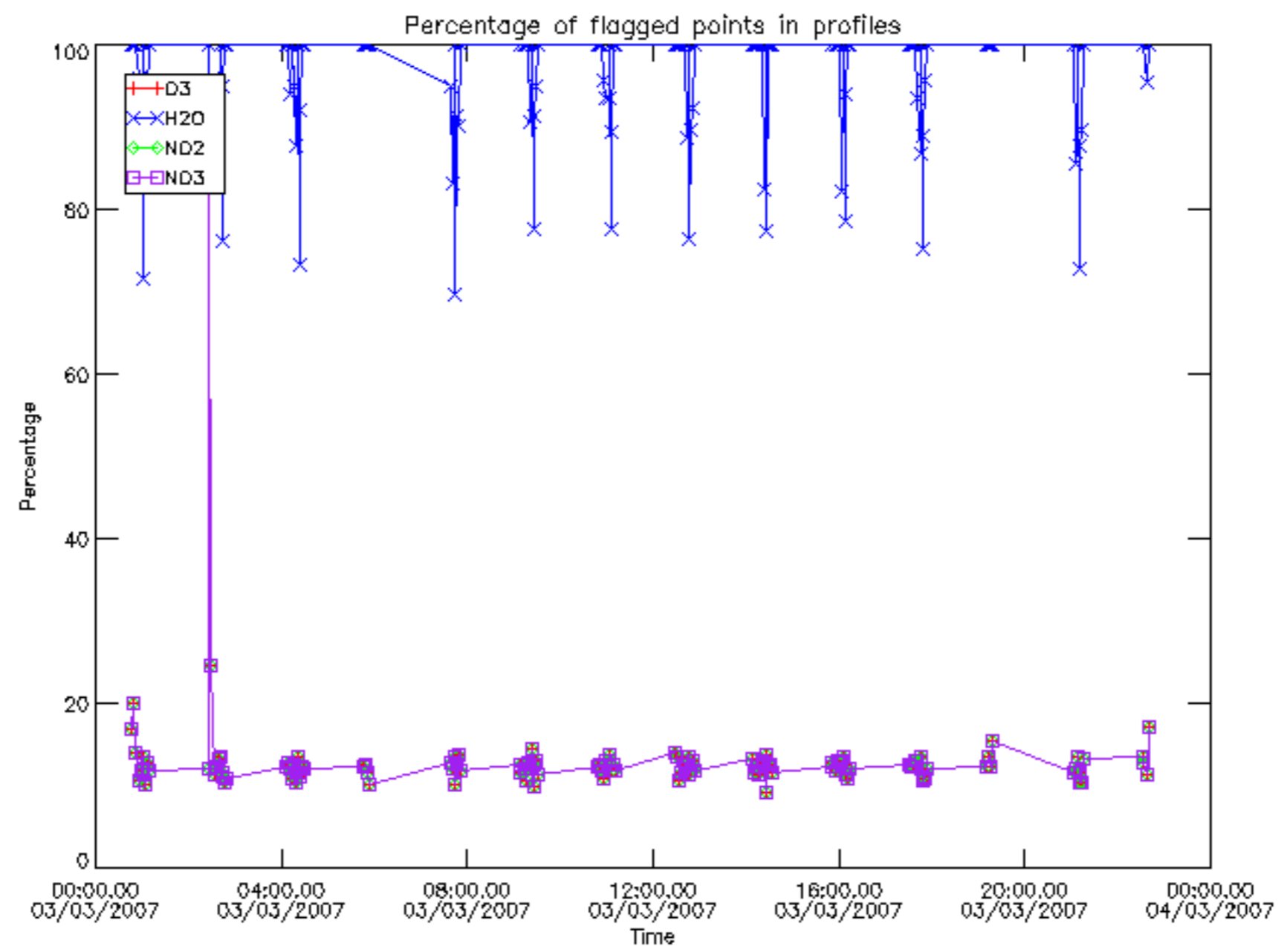




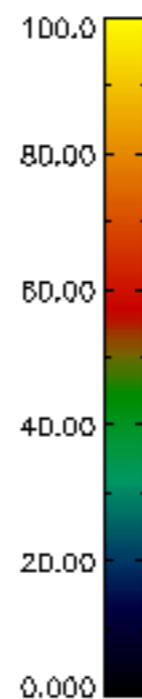
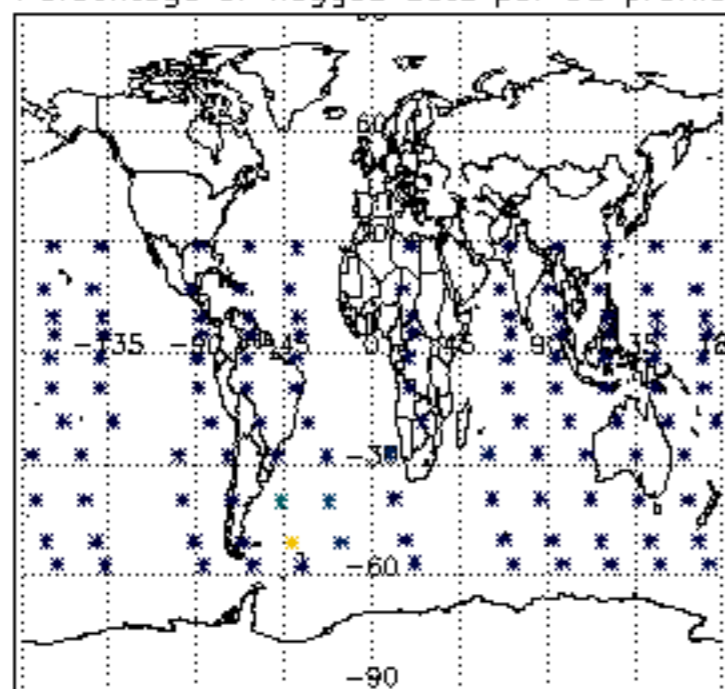




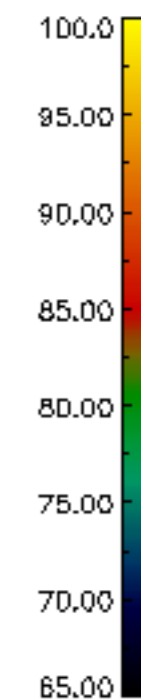
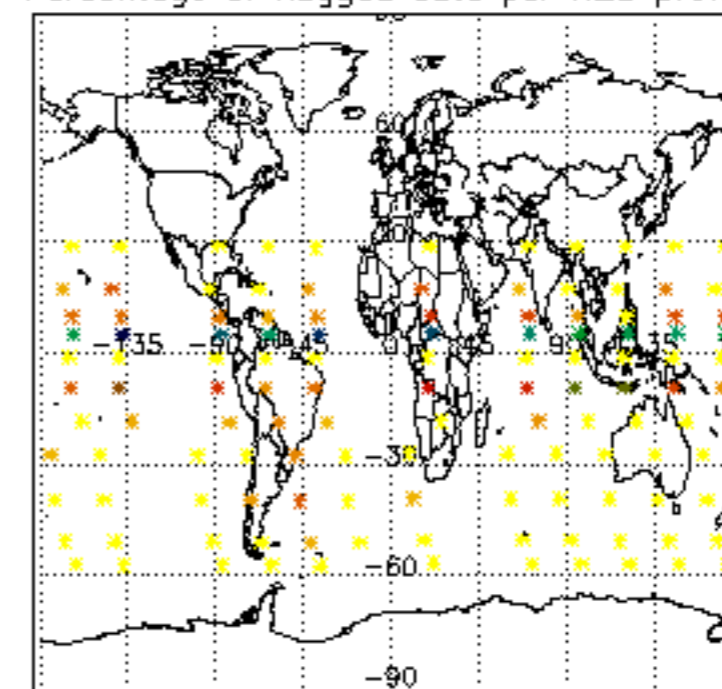




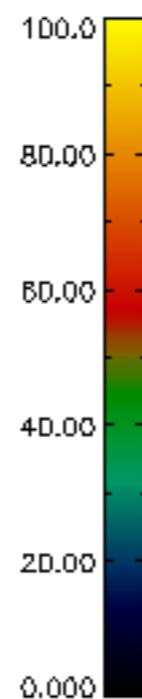
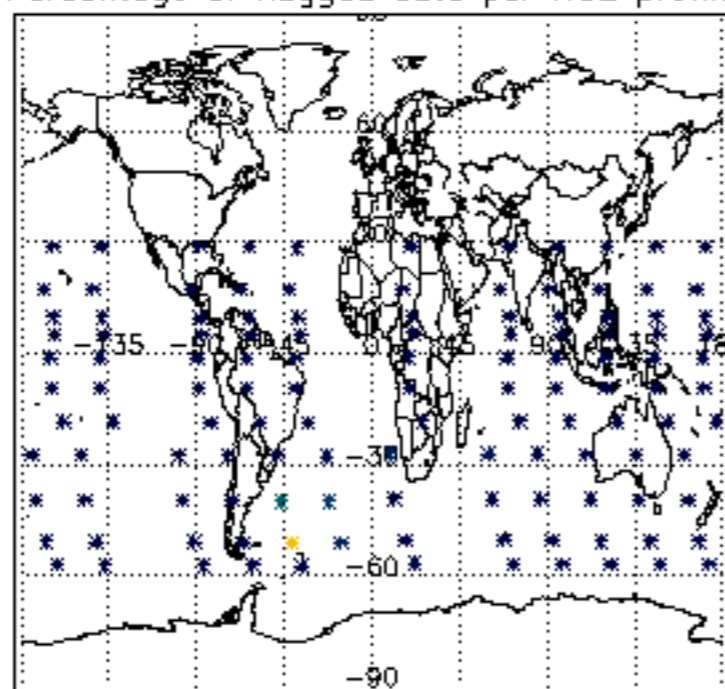
Percentage of flagged data per D3 profile



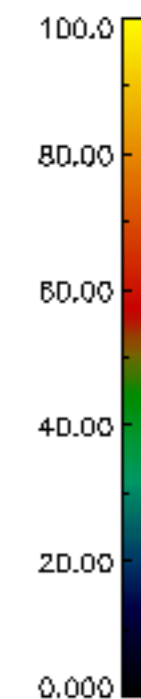
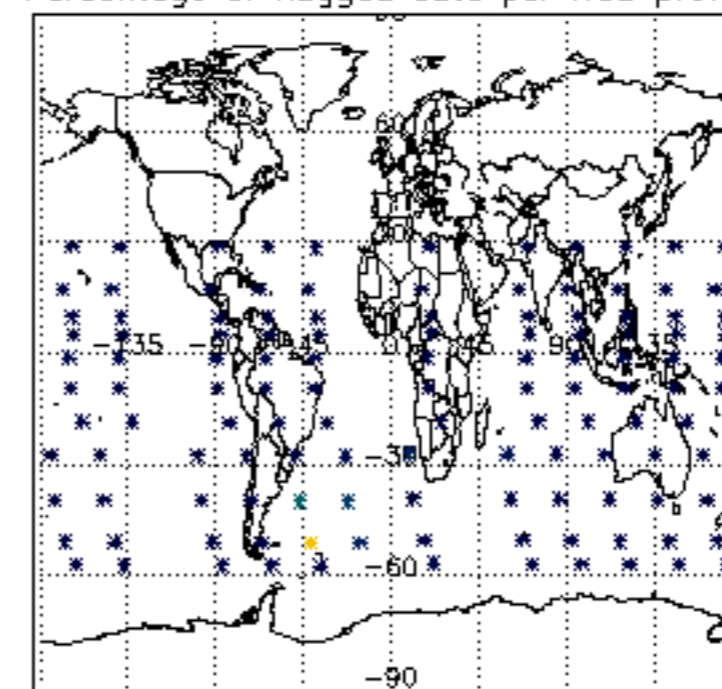
Percentage of flagged data per H2O profile

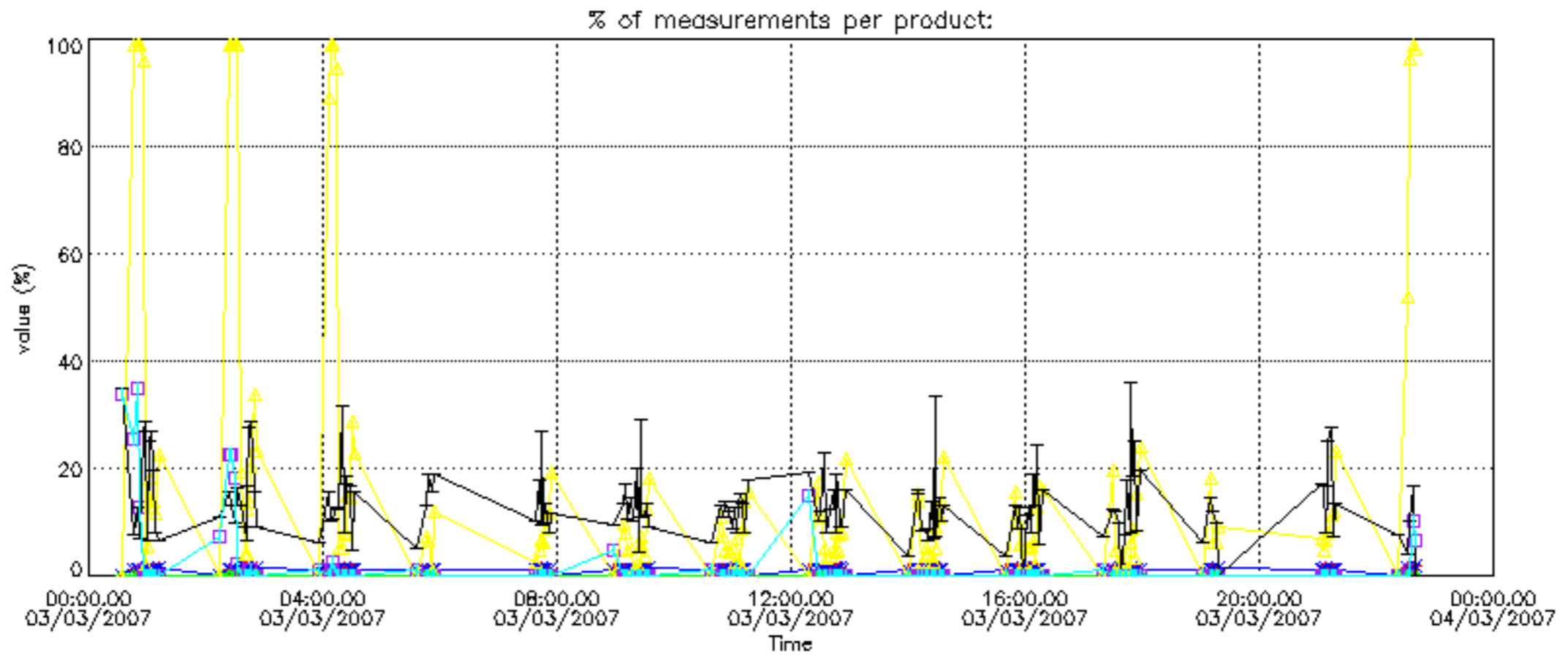


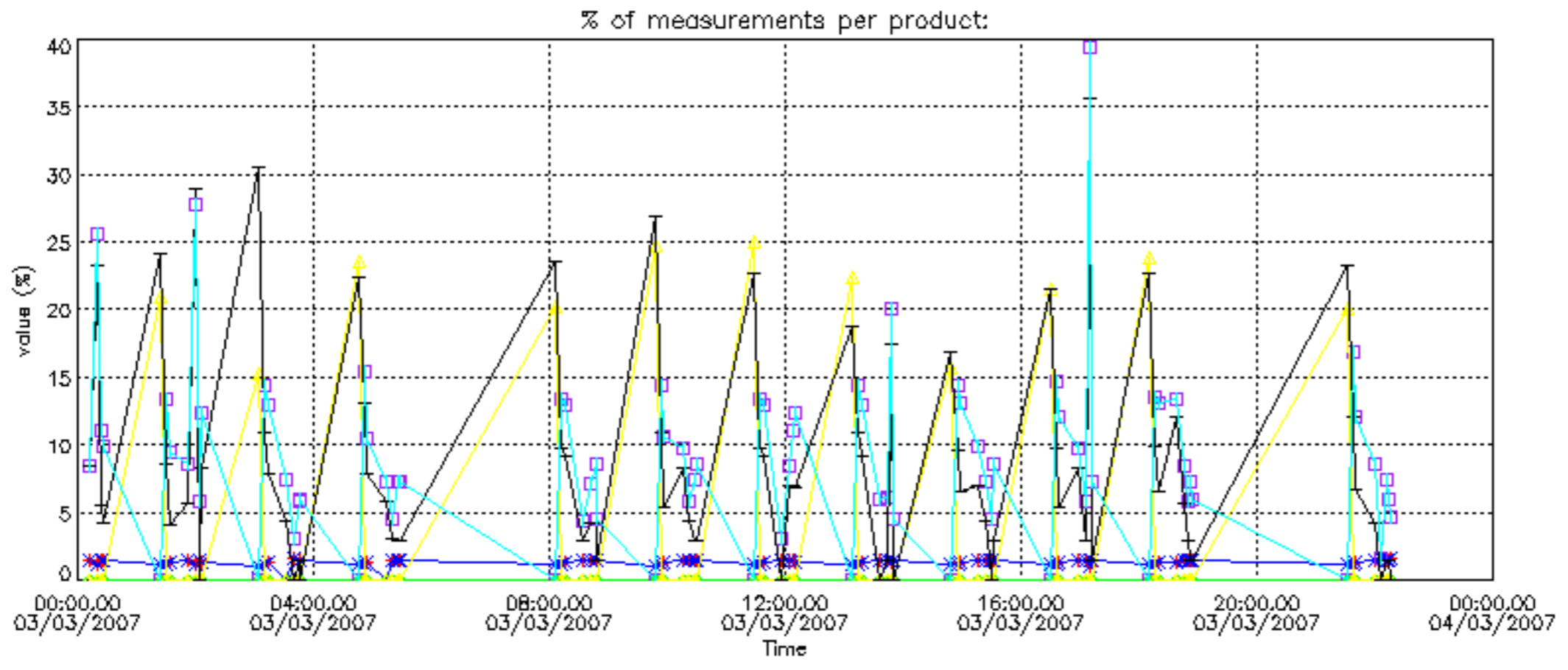
Percentage of flagged data per NO2 profile



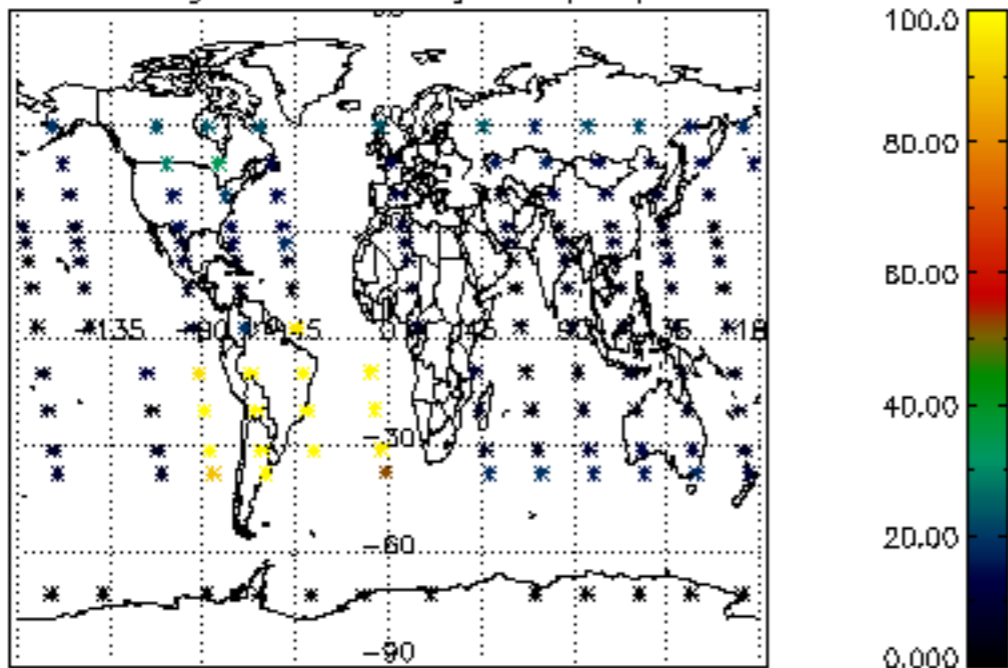
Percentage of flagged data per NO3 profile



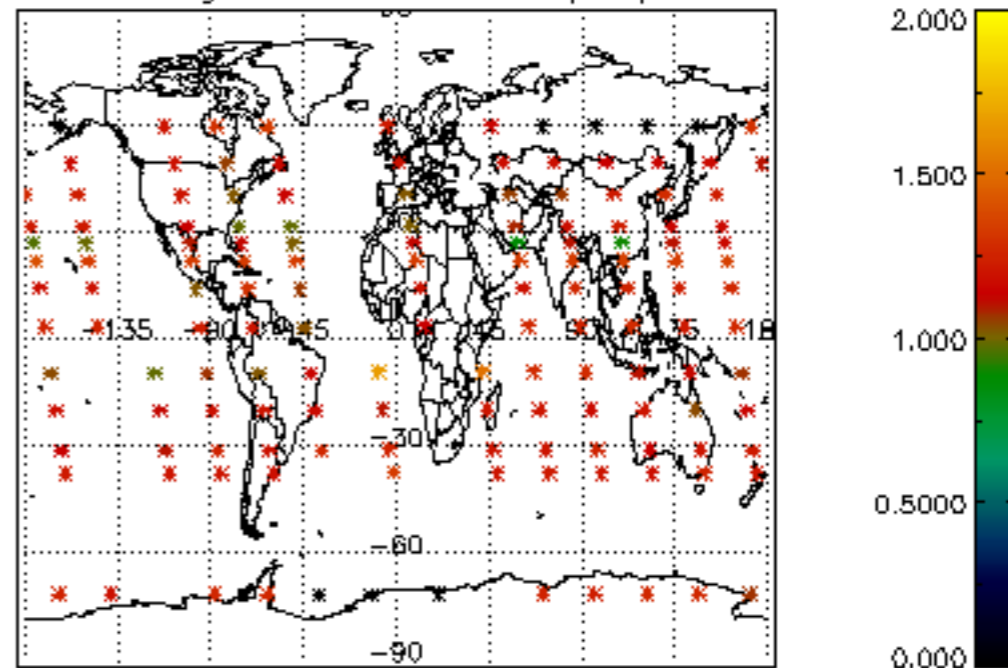




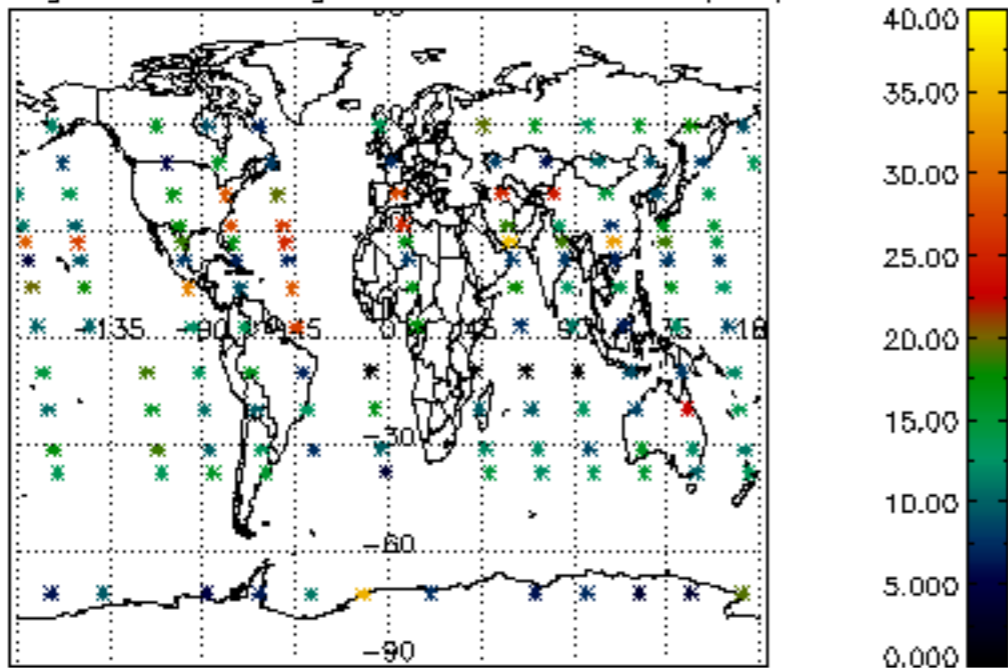
Percentage of cosmic ray hits per profile



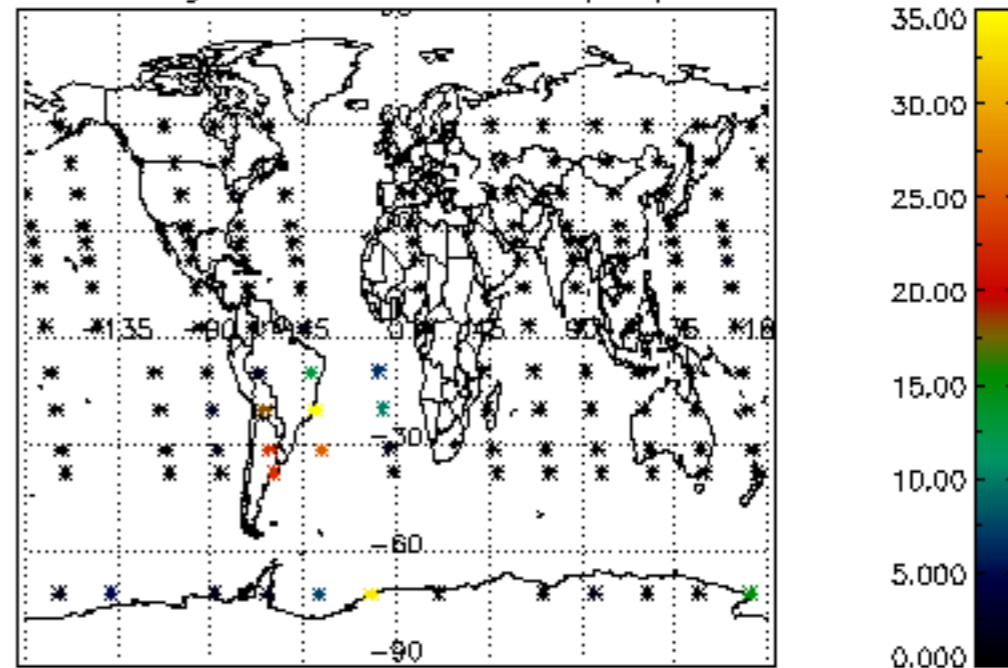
Percentage of datation errors per profile



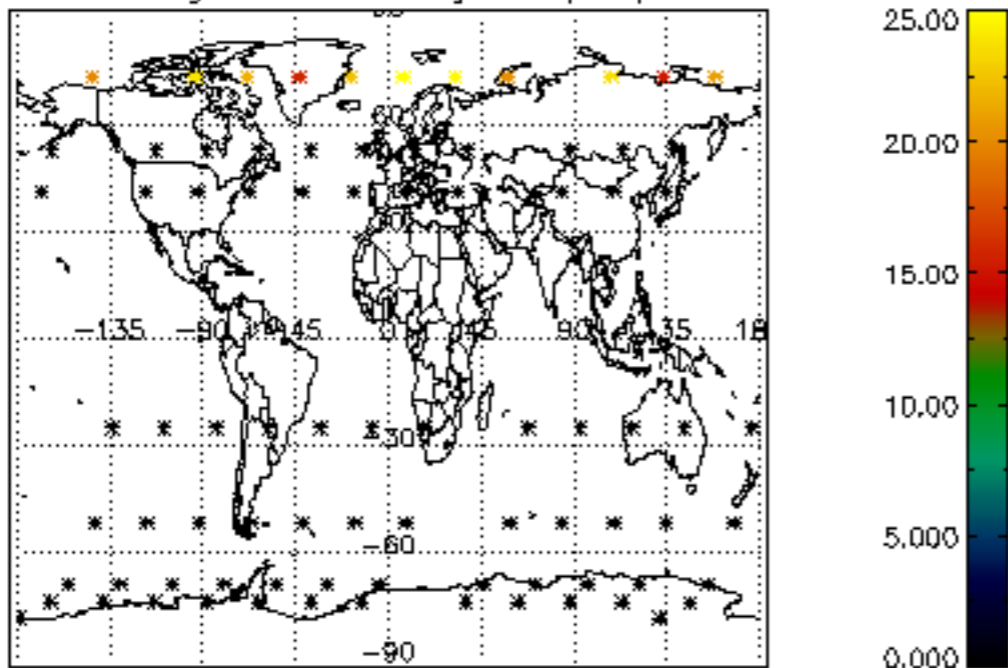
Percentage of star falling outside central band per profile



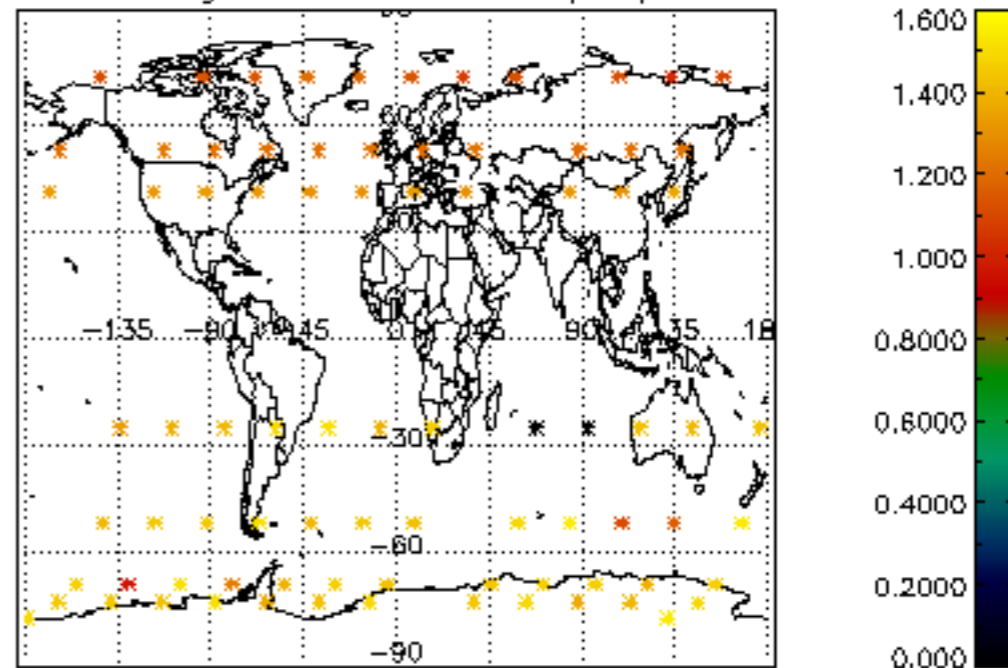
Percentage of saturation errors per profile



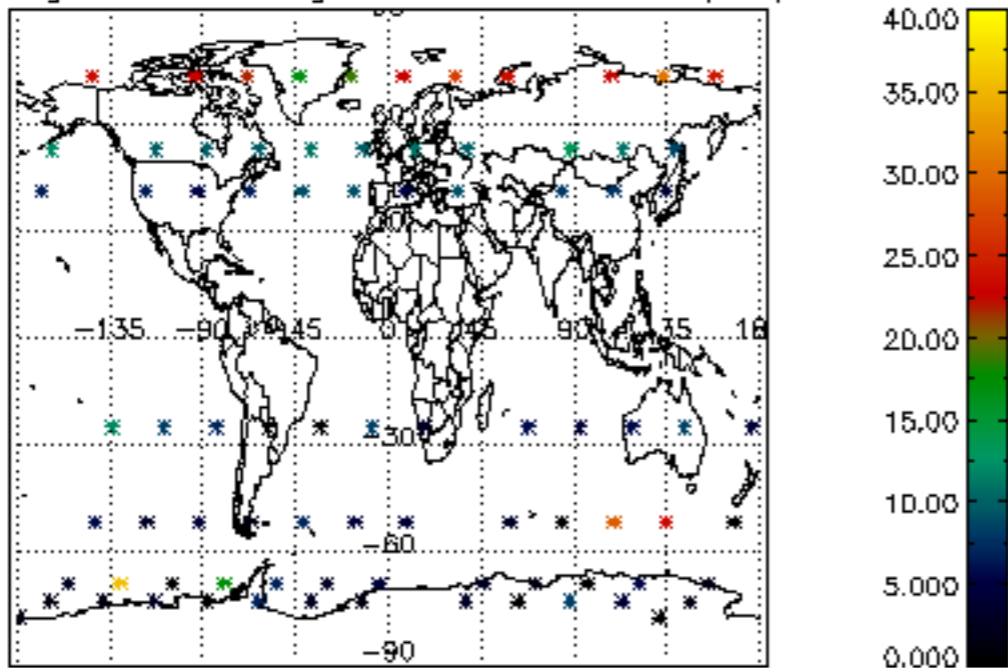
Percentage of cosmic ray hits per profile



Percentage of datation errors per profile



Percentage of star falling outside central band per profile



Percentage of saturation errors per profile

