

GOMOS Level 2 Daily Report

SUMMARY

[1. General Info](#)

[2. Summary of processed GOM_NL_2P products](#)

[3. Level 2 Quality information per product](#)

[3.1 Plot of level 2 quality information per product \(time dependant\)](#)

[3.2 Plot of level 2 quality information per product \(world map\)](#)

[4. Level 1 Quality information per product \(stored on level 2 products\)](#)

[4.1 Plot of level 1 quality information per product \(time dependant\)](#)

[4.1.1 Plot of level 1 quality information per product \(time dependant\): ASCENDING](#)

[4.1.2 Plot of level 1 quality information per product \(time dependant\): DESCENDING](#)

[4.2 Plot of level 1 quality information per product \(world map\)](#)

[4.2.1 Plot of level 1 quality information per product \(world map\): ASCENDING](#)

[4.2.2 Plot of level 1 quality information per product \(world map\): DESCENDING](#)

[5. Ozone profiles based on quality statistics and other trace gas profiles](#)

[5.1 Ozone statistics based on quality of products](#)

[5.2 Plot ozone profiles for all STD \(dark without errors\)](#)

[5.3 Plot ozone profiles where STD < 20% \(dark without errors\)](#)

[5.4. Plot ozone profiles where STD < 10% \(dark without errors\)](#)

[5.5. Plot ozone profiles where STD < 5% \(dark without errors\)](#)

[5.6 Plot NO2 profiles for all STD \(dark without errors\)](#)

[5.7 Plot NO3 profiles for all STD \(dark without errors\)](#)

[5.8 Plot H2O profiles \(only for occultations of stars 1,2,3,4,13,14,16,26,63 dark without errors\) for all STD](#)

[6. Auxiliary Data Files used for the production reported in section 2](#)

This report presents the daily analysis on parameters extracted from GOMOS level 2 data (GOM_NL__2P). It is intended to monitor some important parameters that will impact the quality of these products. A list of level 2 products (and content) that have arrived during the reporting day to the PCF is also given.

Item	Value
Time of report generation	22APR2013 16:52:39
Data source version	GOMOS/6.01
Start time of products	02-03-2007 (02MAR2007 00:00:00)
Stop time of products	03-03-2007 (03MAR2007 00:00:00)
Store outputs in DB	Yes
Nb of level 2 prods	240
Nb of prods with errors	0

2. Summary of processed GOM_NL__2P products.

Nr	Filename	UTC Start time	Limb	Duration	Star Id	Star Name	Star Mag	Star Temp	Nb Meas	Orbit	Prod. error
1	GOM_NL__2PRFIN20070302_000236_000000412056_00045_26151_6438.N1	02-MAR-2007 00:02:36	Straylight	41.000	113	Mu Vel	2.6920	5000.0	82	26151	No
2	GOM_NL__2PRFIN20070302_001509_000000482056_00045_26151_6439.N1	02-MAR-2007 00:15:09	Twilight_stray	47.500	48	30Alp Hya	1.9770	4100.0	95	26151	No
3	GOM_NL__2PRFIN20070302_002118_000000372056_00045_26151_6440.N1	02-MAR-2007 00:21:18	Bright	37.000	22	32Alp Leo	1.3600	15200.	74	26151	No
4	GOM_NL__2PRFIN20070302_002438_000000382056_00045_26151_6441.N1	02-MAR-2007 00:24:38	Bright	37.500	166	17Eps Leo	2.9800	6000.0	75	26151	No
5	GOM_NL__2PRFIN20070302_004308_000000352056_00045_26151_6442.N1	02-MAR-2007 00:43:08	Bright	34.500	49	1Alp UMi	1.9900	6300.0	69	26151	No
6	GOM_NL__2PRFIN20070302_005039_000000352056_00045_26151_6443.N1	02-MAR-2007 00:50:39	Bright	35.000	89	5Alp Cep	2.4510	8000.0	70	26151	No
7	GOM_NL__2PRFIN20070302_005545_000000342056_00045_26151_6444.N1	02-MAR-2007 00:55:45	Bright	34.000	19	50Alp Cyg	1.2460	10500.	68	26151	No
8	GOM_NL__2PRFIN20070302_005719_000000352056_00045_26151_6445.N1	02-MAR-2007 00:57:19	Bright	34.500	66	37Gam Cyg	2.2080	5900.0	69	26151	No
9	GOM_NL__2PRFIN20070302_010555_000000392056_00045_26151_6446.N1	02-MAR-2007 01:05:55	Bright	38.500	168	17Zet Aql	2.9860	11000.	77	26151	No
10	GOM_NL__2PRFIN20070302_011544_000000422056_00045_26151_6447.N1	02-MAR-2007 01:15:44	Dark	42.000	155	41Pi Sgr	2.9000	6600.0	84	26151	No
11	GOM_NL__2PRFIN20070302_011733_000000402056_00045_26151_6448.N1	02-MAR-2007 01:17:33	Dark	39.500	57	34Sig Sgr	2.0660	26000.	79	26151	No
12	GOM_NL__2PRFIN20070302_012041_000000432056_00045_26151_6449.N1	02-MAR-2007 01:20:41	Dark	42.500	38	20Eps Sgr	1.8360	11000.	85	26151	No
13	GOM_NL__2PRFIN20070302_012333_000000442056_00045_26151_6450.N1	02-MAR-2007 01:23:33	Dark	44.000	25	35Lam Sco	1.6200	28000.	88	26151	No
14	GOM_NL__2PRFIN20070302_013113_000000392056_00046_26152_6445.N1	02-MAR-2007 01:31:13	Dark	39.000	134	Bet TrA	2.8100	6600.0	78	26152	No
15	GOM_NL__2PRFIN20070302_013230_000000372056_00046_26152_6446.N1	02-MAR-2007 01:32:30	Dark	37.000	145	Gam TrA	2.8720	10600.	74	26152	No
16	GOM_NL__2PRFIN20070302_013349_000000492056_00046_26152_6447.N1	02-MAR-2007 01:33:49	Dark	48.500	4	Alp1Cen	-0.010000	5800.0	97	26152	No
17	GOM_NL__2PRFIN20070302_013508_000000412056_00046_26152_6448.N1	02-MAR-2007 01:35:08	Dark	41.000	10	Bet Cen	0.61000	28000.	82	26152	No
18	GOM_NL__2PRFIN20070302_013741_000000392056_00046_26152_6449.N1	02-MAR-2007 01:37:41	Dark	39.000	12	Alp1Cru	0.77500	30000.	78	26152	No
19	GOM_NL__2PRFIN20070302_014009_000000472056_00046_26152_6450.N1	02-MAR-2007 01:40:09	Dark	46.500	64	Gam Cen	2.2000	10600.	93	26152	No
20	GOM_NL__2PRFIN20070302_014312_000000412056_00046_26152_6451.N1	02-MAR-2007 01:43:12	Straylight	40.500	113	Mu Vel	2.6920	5000.0	81	26152	No
21	GOM_NL__2PRFIN20070302_015545_000000462056_00046_26152_6452.N1	02-MAR-2007 01:55:45	Twilight_stray	46.000	48	30Alp Hya	1.9770	4100.0	92	26152	No
22	GOM_NL__2PRFIN20070302_020153_000000432056_00046_26152_6453.N1	02-MAR-2007 02:01:53	Bright	43.000	22	32Alp Leo	1.3600	15200.	86	26152	No
23	GOM_NL__2PRFIN20070302_020513_000000372056_00046_26152_6454.N1	02-MAR-2007 02:05:13	Bright	36.500	166	17Eps Leo	2.9800	6000.0	73	26152	No
24	GOM_NL__2PRFIN20070302_022344_000000332056_00046_26152_6455.N1	02-MAR-2007 02:23:44	Bright	32.500	49	1Alp UMi	1.9900	6300.0	65	26152	No
25	GOM_NL__2PRFIN20070302_023115_000000472056_00046_26152_6456.N1	02-MAR-2007 02:31:15	Bright	47.000	89	5Alp Cep	2.4510	8000.0	94	26152	No
26	GOM_NL__2PRFIN20070302_023621_000000522056_00046_26152_6457.N1	02-MAR-2007 02:36:21	Bright	52.000	19	50Alp Cyg	1.2460	10500.	104	26152	No
27	GOM_NL__2PRFIN20070302_023755_000000352056_00046_26152_6458.N1	02-MAR-2007 02:37:55	Bright	34.500	66	37Gam Cyg	2.2080	5900.0	69	26152	No
28	GOM_NL__2PRFIN20070302_024631_000000402056_00046_26152_6459.N1	02-MAR-2007 02:46:31	Bright	39.500	168	17Zet Aql	2.9860	11000.	79	26152	No
29	GOM_NL__2PRFIN20070302_030117_000000412056_00046_26152_6460.N1	02-MAR-2007 03:01:17	Dark	40.500	38	20Eps Sgr	1.8360	11000.	81	26152	No
30	GOM_NL__2PRFIN20070302_030410_000000452056_00046_26152_6461.N1	02-MAR-2007 03:04:10	Dark	44.500	25	35Lam Sco	1.6200	28000.	89	26152	No
31	GOM_NL__2PRFIN20070302_030751_000000392056_00047_26153_6452.N1	02-MAR-2007 03:07:51	Dark	38.500	141	Bet Ara	2.8400	4600.0	77	26153	No
32	GOM_NL__2PRFIN20070302_031150_000000382056_00047_26153_6453.N1	02-MAR-2007 03:11:50	Dark	38.000	134	Bet TrA	2.8100	6600.0	76	26153	No
33	GOM_NL__2PRFIN20070302_031306_000000372056_00047_26153_6454.N1	02-MAR-2007 03:13:06	Dark	37.000	145	Gam TrA	2.8720	10600.	74	26153	No
34	GOM_NL__2PRFIN20070302_031425_000000542056_00047_26153_6455.N1	02-MAR-2007 03:14:25	Dark	54.000	4	Alp1Cen	-0.010000	5800.0	108	26153	No
35	GOM_NL__2PRFIN20070302_031544_000000512056_00047_26153_6456.N1	02-MAR-2007 03:15:44	Dark	51.000	10	Bet Cen	0.61000	28000.	102	26153	No
36	GOM_NL__2PRFIN20070302_031818_000000502056_00047_26153_6457.N1	02-MAR-2007 03:18:18	Dark	49.500	12	Alp1Cru	0.77500	30000.	99	26153	No
37	GOM_NL__2PRFIN20070302_032046_000000482056_00047_26153_6458.N1	02-MAR-2007 03:20:46	Dark	48.000	64	Gam Cen	2.2000	10600.	96	26153	No
38	GOM_NL__2PRFIN20070302_032349_000000422056_00047_26153_6459.N1	02-MAR-2007 03:23:49	Straylight	42.000	113	Mu Vel	2.6920	5000.0	84	26153	No
39	GOM_NL__2PRFIN20070302_033621_000000482056_00047_26153_6460.N1	02-MAR-2007 03:36:21	Twilight_stray	48.000	48	30Alp Hya	1.9770	4100.0	96	26153	No
40	GOM_NL__2PRFIN20070302_034229_000000432056_00047_26153_6461.N1	02-MAR-2007 03:42:29	Bright	43.000	22	32Alp Leo	1.3600	15200.	86	26153	No
41	GOM_NL__2PRFIN20070302_034549_000000392056_00047_26153_6462.N1	02-MAR-2007 03:45:49	Bright	39.000	166	17Eps Leo	2.9800	6000.0	78	26153	No
42	GOM_NL__2PRFIN20070302_040420_000000322056_00047_26153_6463.N1	02-MAR-2007 04:04:20	Bright	32.000	49	1Alp UMi	1.9900	6300.0	64	26153	No

43	GOM_NL__2PRFIN20070302_041151_000000452056_00047_26153_6464.N1	02-MAR-2007 04:11:51	Bright	45.000	89	5Alp Cep	2.4510	8000.0	90	26153	No
44	GOM_NL__2PRFIN20070302_041657_000000362056_00047_26153_6465.N1	02-MAR-2007 04:16:57	Bright	35.500	19	50Alp Cyg	1.2460	10500.	71	26153	No
45	GOM_NL__2PRFIN20070302_041831_000000352056_00047_26153_6466.N1	02-MAR-2007 04:18:31	Bright	34.500	66	37Gam Cyg	2.2080	5900.0	69	26153	No
46	GOM_NL__2PRFIN20070302_042707_000000402056_00047_26153_6467.N1	02-MAR-2007 04:27:07	Bright	40.000	168	17Zet Aql	2.9860	11000.	80	26153	No
47	GOM_NL__2PRFIN20070302_043657_000000412056_00047_26153_6468.N1	02-MAR-2007 04:36:57	Dark	41.000	155	41Pi Sgr	2.9000	6600.0	82	26153	No
48	GOM_NL__2PRFIN20070302_043846_000000402056_00047_26153_6469.N1	02-MAR-2007 04:38:46	Dark	40.000	57	34Sig Sgr	2.0660	26000.	80	26153	No
49	GOM_NL__2PRFIN20070302_044154_000000452056_00047_26153_6470.N1	02-MAR-2007 04:41:54	Dark	44.500	38	20Eps Sgr	1.8360	11000.	89	26153	No
50	GOM_NL__2PRFIN20070302_044447_000000442056_00047_26153_6471.N1	02-MAR-2007 04:44:47	Dark	44.000	25	35Lam Sco	1.6200	28000.	88	26153	No
51	GOM_NL__2PRFIN20070302_044828_000000412056_00048_26154_6460.N1	02-MAR-2007 04:48:28	Dark	40.500	141	Bet Ara	2.8400	4600.0	81	26154	No
52	GOM_NL__2PRFIN20070302_045226_000000382056_00048_26154_6461.N1	02-MAR-2007 04:52:26	Dark	37.500	134	Bet TrA	2.8100	6600.0	75	26154	No
53	GOM_NL__2PRFIN20070302_045342_000000382056_00048_26154_6462.N1	02-MAR-2007 04:53:42	Dark	38.000	145	Gam TrA	2.8720	10600.	76	26154	No
54	GOM_NL__2PRFIN20070302_045502_000000462056_00048_26154_6463.N1	02-MAR-2007 04:55:02	Dark	46.000	4	Alp1Cen	-0.010000	5800.0	92	26154	No
55	GOM_NL__2PRFIN20070302_045621_000000522056_00048_26154_6464.N1	02-MAR-2007 04:56:21	Dark	52.000	10	Bet Cen	0.61000	28000.	104	26154	No
56	GOM_NL__2PRFIN20070302_045854_000000412056_00048_26154_6465.N1	02-MAR-2007 04:58:54	Dark	41.000	12	Alp1Cru	0.77500	30000.	82	26154	No
57	GOM_NL__2PRFIN20070302_050122_000000442056_00048_26154_6466.N1	02-MAR-2007 05:01:22	Dark	43.500	64	Gam Cen	2.2000	10600.	87	26154	No
58	GOM_NL__2PRFIN20070302_050425_000000412056_00048_26154_6467.N1	02-MAR-2007 05:04:25	Straylight	40.500	113	Mu Vel	2.6920	5000.0	81	26154	No
59	GOM_NL__2PRFIN20070302_051657_000000442056_00048_26154_6468.N1	02-MAR-2007 05:16:57	Twilight_stray	43.500	48	30Alp Hya	1.9770	4100.0	87	26154	No
60	GOM_NL__2PRFIN20070302_052305_000000422056_00048_26154_6469.N1	02-MAR-2007 05:23:05	Bright	42.000	22	32Alp Leo	1.3600	15200.	84	26154	No
61	GOM_NL__2PRFIN20070302_052625_000000392056_00048_26154_6470.N1	02-MAR-2007 05:26:25	Bright	39.000	166	17Eps Leo	2.9800	6000.0	78	26154	No
62	GOM_NL__2PRFIN20070302_054456_000000372056_00048_26154_6471.N1	02-MAR-2007 05:44:56	Bright	36.500	49	1Alp UMi	1.9900	6300.0	73	26154	No
63	GOM_NL__2PRFIN20070302_065733_000000452056_00049_26155_6467.N1	02-MAR-2007 06:57:33	Twilight_stray	44.500	48	30Alp Hya	1.9770	4100.0	89	26155	No
64	GOM_NL__2PRFIN20070302_070341_000000422056_00049_26155_6468.N1	02-MAR-2007 07:03:41	Bright	41.500	22	32Alp Leo	1.3600	15200.	83	26155	No
65	GOM_NL__2PRFIN20070302_070701_000000382056_00049_26155_6469.N1	02-MAR-2007 07:07:01	Bright	37.500	166	17Eps Leo	2.9800	6000.0	75	26155	No
66	GOM_NL__2PRFIN20070302_072532_000000362056_00049_26155_6470.N1	02-MAR-2007 07:25:32	Bright	35.500	49	1Alp UMi	1.9900	6300.0	71	26155	No
67	GOM_NL__2PRFIN20070302_073303_000000522056_00049_26155_6471.N1	02-MAR-2007 07:33:03	Bright	52.000	89	5Alp Cep	2.4510	8000.0	104	26155	No
68	GOM_NL__2PRFIN20070302_073809_000000342056_00049_26155_6472.N1	02-MAR-2007 07:38:09	Bright	34.000	19	50Alp Cyg	1.2460	10500.	68	26155	No
69	GOM_NL__2PRFIN20070302_073943_000000342056_00049_26155_6473.N1	02-MAR-2007 07:39:43	Bright	33.500	66	37Gam Cyg	2.2080	5900.0	67	26155	No
70	GOM_NL__2PRFIN20070302_074820_000000402056_00049_26155_6474.N1	02-MAR-2007 07:48:20	Bright	40.000	168	17Zet Aql	2.9860	11000.	80	26155	No
71	GOM_NL__2PRFIN20070302_075810_000000412056_00049_26155_6475.N1	02-MAR-2007 07:58:10	Dark	41.000	155	41Pi Sgr	2.9000	6600.0	82	26155	No
72	GOM_NL__2PRFIN20070302_075959_000000432056_00049_26155_6476.N1	02-MAR-2007 07:59:59	Dark	42.500	57	34Sig Sgr	2.0660	26000.	85	26155	No
73	GOM_NL__2PRFIN20070302_080307_000000442056_00049_26155_6477.N1	02-MAR-2007 08:03:07	Dark	43.500	38	20Eps Sgr	1.8360	11000.	87	26155	No
74	GOM_NL__2PRFIN20070302_080600_000000482056_00049_26155_6478.N1	02-MAR-2007 08:06:00	Dark	47.500	25	35Lam Sco	1.6200	28000.	95	26155	No
75	GOM_NL__2PRFIN20070302_080941_000000412056_00050_26156_6479.N1	02-MAR-2007 08:09:41	Dark	40.500	141	Bet Ara	2.8400	4600.0	81	26156	No
76	GOM_NL__2PRFIN20070302_081339_000000402056_00050_26156_6480.N1	02-MAR-2007 08:13:39	Dark	40.000	134	Bet TrA	2.8100	6600.0	80	26156	No
77	GOM_NL__2PRFIN20070302_081455_000000362056_00050_26156_6481.N1	02-MAR-2007 08:14:55	Dark	36.000	145	Gam TrA	2.8720	10600.	72	26156	No
78	GOM_NL__2PRFIN20070302_081615_000000492056_00050_26156_6482.N1	02-MAR-2007 08:16:15	Dark	49.000	4	Alp1Cen	-0.010000	5800.0	98	26156	No
79	GOM_NL__2PRFIN20070302_081734_000000422056_00050_26156_6483.N1	02-MAR-2007 08:17:34	Dark	41.500	10	Bet Cen	0.61000	28000.	83	26156	No
80	GOM_NL__2PRFIN20070302_082007_000000422056_00050_26156_6484.N1	02-MAR-2007 08:20:07	Dark	42.000	12	Alp1Cru	0.77500	30000.	84	26156	No
81	GOM_NL__2PRFIN20070302_082235_000000472056_00050_26156_6485.N1	02-MAR-2007 08:22:35	Dark	46.500	64	Gam Cen	2.2000	10600.	93	26156	No
82	GOM_NL__2PRFIN20070302_082537_000000402056_00050_26156_6486.N1	02-MAR-2007 08:25:37	Straylight	40.000	113	Mu Vel	2.6920	5000.0	80	26156	No
83	GOM_NL__2PRFIN20070302_083809_000000462056_00050_26156_6487.N1	02-MAR-2007 08:38:09	Twilight_stray	46.000	48	30Alp Hya	1.9770	4100.0	92	26156	No
84	GOM_NL__2PRFIN20070302_084417_000000412056_00050_26156_6488.N1	02-MAR-2007 08:44:17	Bright	41.000	22	32Alp Leo	1.3600	15200.	82	26156	No
85	GOM_NL__2PRFIN20070302_084737_000000392056_00050_26156_6489.N1	02-MAR-2007 08:47:37	Bright	39.000	166	17Eps Leo	2.9800	6000.0	78	26156	No
86	GOM_NL__2PRFIN20070302_090608_000000342056_00050_26156_6490.N1	02-MAR-2007 09:06:08	Bright	34.000	49	1Alp UMi	1.9900	6300.0	68	26156	No
87	GOM_NL__2PRFIN20070302_091340_000000352056_00050_26156_6491.N1	02-MAR-2007 09:13:40	Bright	34.500	89	5Alp Cep	2.4510	8000.0	69	26156	No
88	GOM_NL__2PRFIN20070302_091845_000000352056_00050_26156_6492.N1	02-MAR-2007 09:18:45	Bright	34.500	19	50Alp Cyg	1.2460	10500.	69	26156	No
89	GOM_NL__2PRFIN20070302_092019_000000352056_00050_26156_6493.N1	02-MAR-2007 09:20:19	Bright	34.500	66	37Gam Cyg	2.2080	5900.0	69	26156	No
90	GOM_NL__2PRFIN20070302_092856_000000392056_00050_26156_6494.N1	02-MAR-2007 09:28:56	Bright	38.500	168	17Zet Aql	2.9860	11000.	77	26156	No
91	GOM_NL__2PRFIN20070302_093846_000000412056_00050_26156_6495.N1	02-MAR-2007 09:38:46	Dark	40.500	155	41Pi Sgr	2.9000	6600.0	81	26156	No
92	GOM_NL__2PRFIN20070302_094036_000000402056_00050_26156_6496.N1	02-MAR-2007 09:40:36	Dark	39.500	57	34Sig Sgr	2.0660	26000.	79	26156	No
93	GOM_NL__2PRFIN20070302_094343_000000452056_00050_26156_6497.N1	02-MAR-2007 09:43:43	Dark	45.000	38	20Eps Sgr	1.8360	11000.	90	26156	No
94	GOM_NL__2PRFIN20070302_094637_000000462056_00050_26156_6498.N1	02-MAR-2007 09:46:37	Dark	45.500	25	35Lam Sco	1.6200	28000.	91	26156	No
95	GOM_NL__2PRFIN20070302_095017_000000422056_00051_26157_6673.N1	02-MAR-2007 09:50:17	Dark	42.000	141	Bet Ara	2.8400	4600.0	84	26157	No
96	GOM_NL__2PRFIN20070302_095416_000000372056_00051_26157_6674.N1	02-MAR-2007 09:54:16	Dark	36.500	134	Bet TrA	2.8100	6600.0	73	26157	No
97	GOM_NL__2PRFIN20070302_095532_000000372056_00051_26157_6675.N1	02-MAR-2007 09:55:32	Dark	37.000	145	Gam TrA	2.8720	10600.	74	26157	No
98	GOM_NL__2PRFIN20070302_095651_000000572056_00051_26157_6676.N1	02-MAR-2007 09:56:51	Dark	57.000	4	Alp1Cen	-0.010000	5800.0	114	26157	No
99	GOM_NL__2PRFIN20070302_095811_000000422056_00051_26157_6677.N1	02-MAR-2007 09:58:11	Dark	42.000	10	Bet Cen	0.61000	28000.	84	26157	No
100	GOM_NL__2PRFIN20070302_100043_000000472056_00051_26157_6678.N1	02-MAR-2007 10:00:43	Dark	47.000	12	Alp1Cru	0.77500	30000.	94	26157	No
101	GOM_NL__2PRFIN20070302_100312_000000452056_00051_26157_6679.N1	02-MAR-2007 10:03:12	Dark	45.000	64	Gam Cen	2.2000	10600.	90	26157	No

102	GOM_NL__2PRFIN20070302_100614_000000402056_00051_26157_6680.N1	02-MAR-2007 10:06:14	Straylight	39.500	113	Mu Vel	2.6920	5000.0	79	26157	No
103	GOM_NL__2PRFIN20070302_101845_000000452056_00051_26157_6681.N1	02-MAR-2007 10:18:45	Tw_i_and_stray	44.500	48	30Alp Hya	1.9770	4100.0	89	26157	No
104	GOM_NL__2PRFIN20070302_102452_000000412056_00051_26157_6682.N1	02-MAR-2007 10:24:52	Bright	40.500	22	32Alp Leo	1.3600	15200.	81	26157	No
105	GOM_NL__2PRFIN20070302_102812_000000382056_00051_26157_6683.N1	02-MAR-2007 10:28:12	Bright	37.500	166	17Eps Leo	2.9800	6000.0	75	26157	No
106	GOM_NL__2PRFIN20070302_104644_000000362056_00051_26157_6684.N1	02-MAR-2007 10:46:44	Bright	35.500	49	1Alp UMi	1.9900	6300.0	71	26157	No
107	GOM_NL__2PRFIN20070302_105416_000000342056_00051_26157_6685.N1	02-MAR-2007 10:54:16	Bright	33.500	89	5Alp Cep	2.4510	8000.0	67	26157	No
108	GOM_NL__2PRFIN20070302_105921_000000332056_00051_26157_6686.N1	02-MAR-2007 10:59:21	Bright	32.500	19	50Alp Cyg	1.2460	10500.	65	26157	No
109	GOM_NL__2PRFIN20070302_110055_000000332056_00051_26157_6687.N1	02-MAR-2007 11:00:55	Bright	33.000	66	37Gam Cyg	2.2080	5900.0	66	26157	No
110	GOM_NL__2PRFIN20070302_110933_000000402056_00051_26157_6688.N1	02-MAR-2007 11:09:33	Bright	39.500	168	17Zet Aql	2.9860	11000.	79	26157	No
111	GOM_NL__2PRFIN20070302_111922_000000432056_00051_26157_6689.N1	02-MAR-2007 11:19:22	Dark	42.500	155	41Pi Sgr	2.9000	6600.0	85	26157	No
112	GOM_NL__2PRFIN20070302_112112_000000432056_00051_26157_6690.N1	02-MAR-2007 11:21:12	Dark	43.000	57	34Sig Sgr	2.0660	26000.	86	26157	No
113	GOM_NL__2PRFIN20070302_112420_000000442056_00051_26157_6691.N1	02-MAR-2007 11:24:20	Dark	43.500	38	20Eps Sgr	1.8360	11000.	87	26157	No
114	GOM_NL__2PRFIN20070302_112714_000000492056_00051_26157_6692.N1	02-MAR-2007 11:27:14	Dark	48.500	25	35Lam Sco	1.6200	28000.	97	26157	No
115	GOM_NL__2PRFIN20070302_113054_000000392056_00052_26158_6684.N1	02-MAR-2007 11:30:54	Dark	38.500	141	Bet Ara	2.8400	4600.0	77	26158	No
116	GOM_NL__2PRFIN20070302_113452_000000372056_00052_26158_6685.N1	02-MAR-2007 11:34:52	Dark	37.000	134	Bet TrA	2.8100	6600.0	74	26158	No
117	GOM_NL__2PRFIN20070302_113608_000000372056_00052_26158_6686.N1	02-MAR-2007 11:36:08	Dark	37.000	145	Gam TrA	2.8720	10600.	74	26158	No
118	GOM_NL__2PRFIN20070302_113728_000000442056_00052_26158_6687.N1	02-MAR-2007 11:37:28	Dark	43.500	4	Alp1Cen	-0.010000	5800.0	87	26158	No
119	GOM_NL__2PRFIN20070302_113847_000000432056_00052_26158_6688.N1	02-MAR-2007 11:38:47	Dark	42.500	10	Bet Cen	0.61000	28000.	85	26158	No
120	GOM_NL__2PRFIN20070302_114119_000000392056_00052_26158_6689.N1	02-MAR-2007 11:41:19	Dark	39.000	12	Alp1Cru	0.77500	30000.	78	26158	No
121	GOM_NL__2PRFIN20070302_114348_000000442056_00052_26158_6690.N1	02-MAR-2007 11:43:48	Dark	44.000	64	Gam Cen	2.2000	10600.	88	26158	No
122	GOM_NL__2PRFIN20070302_114650_000000382056_00052_26158_6691.N1	02-MAR-2007 11:46:50	Straylight	38.000	113	Mu Vel	2.6920	5000.0	76	26158	No
123	GOM_NL__2PRFIN20070302_115921_000000472056_00052_26158_6692.N1	02-MAR-2007 11:59:21	Tw_i_and_stray	46.500	48	30Alp Hya	1.9770	4100.0	93	26158	No
124	GOM_NL__2PRFIN20070302_120528_000000422056_00052_26158_6693.N1	02-MAR-2007 12:05:28	Bright	42.000	22	32Alp Leo	1.3600	15200.	84	26158	No
125	GOM_NL__2PRFIN20070302_120848_000000392056_00052_26158_6694.N1	02-MAR-2007 12:08:48	Bright	38.500	166	17Eps Leo	2.9800	6000.0	77	26158	No
126	GOM_NL__2PRFIN20070302_122720_000000342056_00052_26158_6695.N1	02-MAR-2007 12:27:20	Bright	33.500	49	1Alp UMi	1.9900	6300.0	67	26158	No
127	GOM_NL__2PRFIN20070302_123452_000000352056_00052_26158_6696.N1	02-MAR-2007 12:34:52	Bright	34.500	89	5Alp Cep	2.4510	8000.0	69	26158	No
128	GOM_NL__2PRFIN20070302_123957_000000352056_00052_26158_6697.N1	02-MAR-2007 12:39:57	Bright	34.500	19	50Alp Cyg	1.2460	10500.	69	26158	No
129	GOM_NL__2PRFIN20070302_124131_000000352056_00052_26158_6698.N1	02-MAR-2007 12:41:31	Bright	34.500	66	37Gam Cyg	2.2080	5900.0	69	26158	No
130	GOM_NL__2PRFIN20070302_125009_000000392056_00052_26158_6699.N1	02-MAR-2007 12:50:09	Bright	39.000	168	17Zet Aql	2.9860	11000.	78	26158	No
131	GOM_NL__2PRFIN20070302_125959_000000422056_00052_26158_6700.N1	02-MAR-2007 12:59:59	Dark	41.500	155	41Pi Sgr	2.9000	6600.0	83	26158	No
132	GOM_NL__2PRFIN20070302_130148_000000412056_00052_26158_6701.N1	02-MAR-2007 13:01:48	Dark	41.000	57	34Sig Sgr	2.0660	26000.	82	26158	No
133	GOM_NL__2PRFIN20070302_130456_000000452056_00052_26158_6702.N1	02-MAR-2007 13:04:56	Dark	45.000	38	20Eps Sgr	1.8360	11000.	90	26158	No
134	GOM_NL__2PRFIN20070302_130751_000000522056_00052_26158_6703.N1	02-MAR-2007 13:07:51	Dark	51.500	25	35Lam Sco	1.6200	28000.	103	26158	No
135	GOM_NL__2PRFIN20070302_131130_000000412056_00053_26159_6700.N1	02-MAR-2007 13:11:30	Dark	41.000	141	Bet Ara	2.8400	4600.0	82	26159	No
136	GOM_NL__2PRFIN20070302_131528_000000382056_00053_26159_6701.N1	02-MAR-2007 13:15:28	Dark	38.000	134	Bet TrA	2.8100	6600.0	76	26159	No
137	GOM_NL__2PRFIN20070302_131644_000000382056_00053_26159_6702.N1	02-MAR-2007 13:16:44	Dark	37.500	145	Gam TrA	2.8720	10600.	75	26159	No
138	GOM_NL__2PRFIN20070302_131804_000000452056_00053_26159_6703.N1	02-MAR-2007 13:18:04	Dark	45.000	4	Alp1Cen	-0.010000	5800.0	90	26159	No
139	GOM_NL__2PRFIN20070302_131923_000000442056_00053_26159_6704.N1	02-MAR-2007 13:19:23	Dark	43.500	10	Bet Cen	0.61000	28000.	87	26159	No
140	GOM_NL__2PRFIN20070302_132156_000000482056_00053_26159_6705.N1	02-MAR-2007 13:21:56	Dark	48.000	12	Alp1Cru	0.77500	30000.	96	26159	No
141	GOM_NL__2PRFIN20070302_132425_000000432056_00053_26159_6706.N1	02-MAR-2007 13:24:25	Dark	42.500	64	Gam Cen	2.2000	10600.	85	26159	No
142	GOM_NL__2PRFIN20070302_132726_000000382056_00053_26159_6707.N1	02-MAR-2007 13:27:26	Straylight	38.000	113	Mu Vel	2.6920	5000.0	76	26159	No
143	GOM_NL__2PRFIN20070302_133957_000000442056_00053_26159_6708.N1	02-MAR-2007 13:39:57	Tw_i_and_stray	44.000	48	30Alp Hya	1.9770	4100.0	88	26159	No
144	GOM_NL__2PRFIN20070302_134604_000000422056_00053_26159_6709.N1	02-MAR-2007 13:46:04	Bright	41.500	22	32Alp Leo	1.3600	15200.	83	26159	No
145	GOM_NL__2PRFIN20070302_134924_000000392056_00053_26159_6710.N1	02-MAR-2007 13:49:24	Bright	38.500	166	17Eps Leo	2.9800	6000.0	77	26159	No
146	GOM_NL__2PRFIN20070302_140756_000000352056_00053_26159_6711.N1	02-MAR-2007 14:07:56	Bright	34.500	49	1Alp UMi	1.9900	6300.0	69	26159	No
147	GOM_NL__2PRFIN20070302_141528_000000342056_00053_26159_6712.N1	02-MAR-2007 14:15:28	Bright	34.000	89	5Alp Cep	2.4510	8000.0	68	26159	No
148	GOM_NL__2PRFIN20070302_142033_000000352056_00053_26159_6713.N1	02-MAR-2007 14:20:33	Bright	34.500	19	50Alp Cyg	1.2460	10500.	69	26159	No
149	GOM_NL__2PRFIN20070302_142207_000000342056_00053_26159_6714.N1	02-MAR-2007 14:22:07	Bright	34.000	66	37Gam Cyg	2.2080	5900.0	68	26159	No
150	GOM_NL__2PRFIN20070302_143045_000000412056_00053_26159_6715.N1	02-MAR-2007 14:30:45	Bright	40.500	168	17Zet Aql	2.9860	11000.	81	26159	No
151	GOM_NL__2PRFIN20070302_144035_000000422056_00053_26159_6716.N1	02-MAR-2007 14:40:35	Dark	41.500	155	41Pi Sgr	2.9000	6600.0	83	26159	No
152	GOM_NL__2PRFIN20070302_144225_000000402056_00053_26159_6717.N1	02-MAR-2007 14:42:25	Dark	40.000	57	34Sig Sgr	2.0660	26000.	80	26159	No
153	GOM_NL__2PRFIN20070302_144533_000000422056_00053_26159_6718.N1	02-MAR-2007 14:45:33	Dark	41.500	38	20Eps Sgr	1.8360	11000.	83	26159	No
154	GOM_NL__2PRFIN20070302_144827_000000432056_00053_26159_6719.N1	02-MAR-2007 14:48:27	Dark	42.500	25	35Lam Sco	1.6200	28000.	85	26159	No
155	GOM_NL__2PRFIN20070302_145207_000000412056_00054_26160_6831.N1	02-MAR-2007 14:52:07	Dark	40.500	141	Bet Ara	2.8400	4600.0	81	26160	No
156	GOM_NL__2PRFIN20070302_145510_000000392056_00054_26160_6832.N1	02-MAR-2007 14:55:10	Dark	39.000	43	Alp TrA	1.9100	4250.0	78	26160	No
157	GOM_NL__2PRFIN20070302_145720_000000372056_00054_26160_6833.N1	02-MAR-2007 14:57:20	Dark	37.000	145	Gam TrA	2.8720	10600.	74	26160	No
158	GOM_NL__2PRFIN20070302_145841_000000462056_00054_26160_6834.N1	02-MAR-2007 14:58:41	Dark	45.500	4	Alp1Cen	-0.010000	5800.0	91	26160	No
159	GOM_NL__2PRFIN20070302_150000_000000412056_00054_26160_6835.N1	02-MAR-2007 15:00:00	Dark	41.000	10	Bet Cen	0.61000	28000.	82	26160	No
160	GOM_NL__2PRFIN20070302_150232_000000412056_00054_26160_6836.N1	02-MAR-2007 15:02:32	Dark	40.500	12	Alp1Cru	0.77500	30000.	81	26160	No

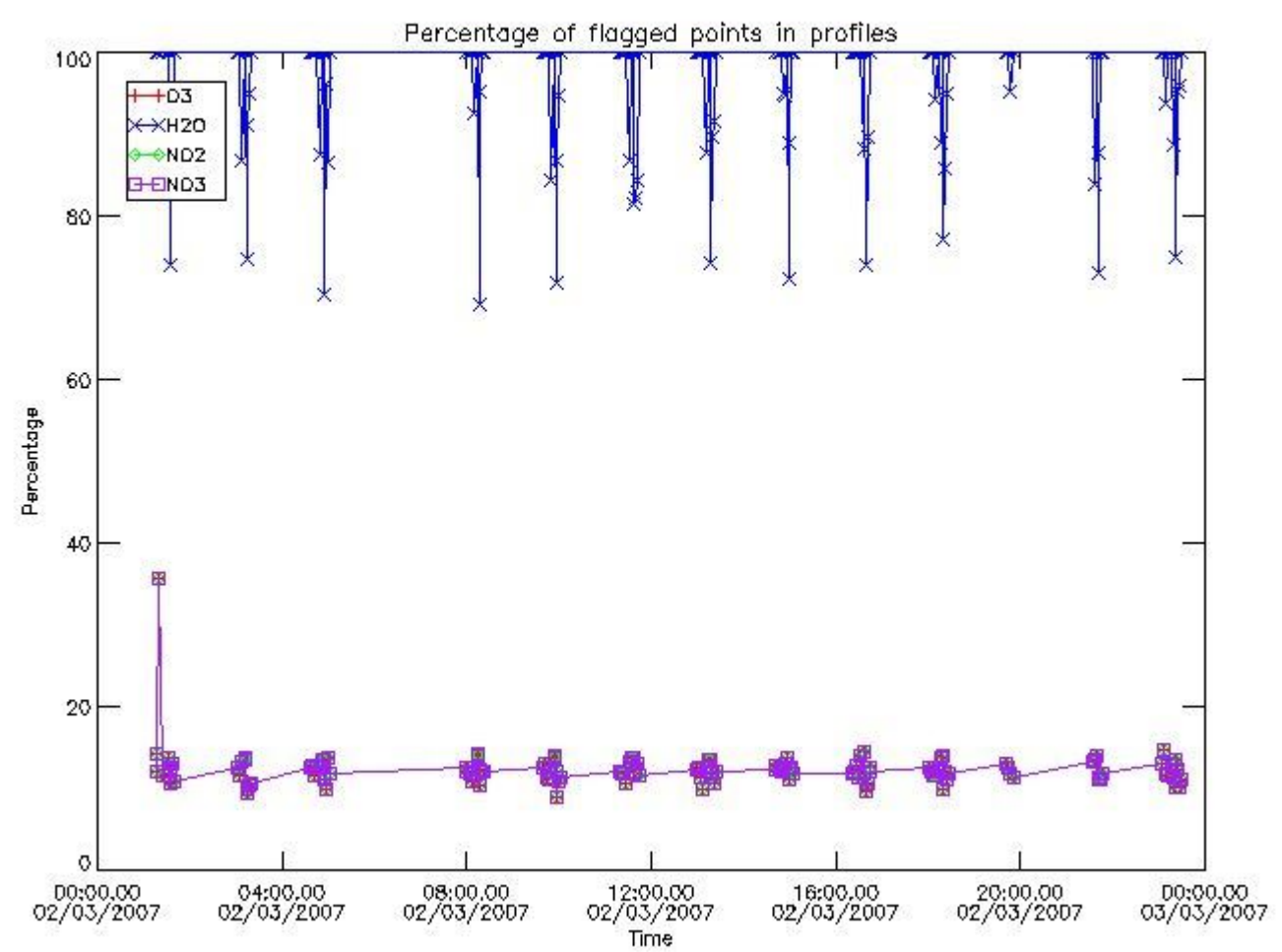
161	GOM_NL__2PRFIN20070302_150501_000000432056_00054_26160_6837.N1	02-MAR-2007 15:05:01	Dark	43.000	64	Gam Cen	2.2000	10600.	86	26160	No
162	GOM_NL__2PRFIN20070302_150802_000000412056_00054_26160_6838.N1	02-MAR-2007 15:08:02	Straylight	41.000	113	Mu Vel	2.6920	5000.0	82	26160	No
163	GOM_NL__2PRFIN20070302_152033_000000452056_00054_26160_6839.N1	02-MAR-2007 15:20:33	Tw_i_and_stray	45.000	48	30Alp Hya	1.9770	4100.0	90	26160	No
164	GOM_NL__2PRFIN20070302_153000_000000372056_00054_26160_6840.N1	02-MAR-2007 15:30:00	Bright	37.000	166	17Eps Leo	2.9800	6000.0	74	26160	No
165	GOM_NL__2PRFIN20070302_154832_000000362056_00054_26160_6841.N1	02-MAR-2007 15:48:32	Bright	36.000	49	1Alp UMi	1.9900	6300.0	72	26160	No
166	GOM_NL__2PRFIN20070302_155604_000000362056_00054_26160_6842.N1	02-MAR-2007 15:56:04	Bright	35.500	89	5Alp Cep	2.4510	8000.0	71	26160	No
167	GOM_NL__2PRFIN20070302_160109_000000332056_00054_26160_6843.N1	02-MAR-2007 16:01:09	Bright	33.000	19	50Alp Cyg	1.2460	10500.	66	26160	No
168	GOM_NL__2PRFIN20070302_160243_000000352056_00054_26160_6844.N1	02-MAR-2007 16:02:43	Bright	34.500	66	37Gam Cyg	2.2080	5900.0	69	26160	No
169	GOM_NL__2PRFIN20070302_161121_000000402056_00054_26160_6845.N1	02-MAR-2007 16:11:21	Bright	39.500	168	17Zet Aql	2.9860	11000.	79	26160	No
170	GOM_NL__2PRFIN20070302_162112_000000442056_00054_26160_6846.N1	02-MAR-2007 16:21:12	Dark	43.500	155	41Pi Sgr	2.9000	6600.0	87	26160	No
171	GOM_NL__2PRFIN20070302_162301_000000432056_00054_26160_6847.N1	02-MAR-2007 16:23:01	Dark	42.500	57	34Sig Sgr	2.0660	26000.	85	26160	No
172	GOM_NL__2PRFIN20070302_162610_000000442056_00054_26160_6848.N1	02-MAR-2007 16:26:10	Dark	43.500	38	20Eps Sgr	1.8360	11000.	87	26160	No
173	GOM_NL__2PRFIN20070302_162904_000000452056_00054_26160_6849.N1	02-MAR-2007 16:29:04	Dark	45.000	25	35Lam Sco	1.6200	28000.	90	26160	No
174	GOM_NL__2PRFIN20070302_163243_000000402056_00055_26161_6889.N1	02-MAR-2007 16:32:43	Dark	40.000	141	Bet Ara	2.8400	4600.0	80	26161	No
175	GOM_NL__2PRFIN20070302_163547_000000432056_00055_26161_6890.N1	02-MAR-2007 16:35:47	Dark	43.000	43	Alp TrA	1.9100	4250.0	86	26161	No
176	GOM_NL__2PRFIN20070302_163757_000000362056_00055_26161_6891.N1	02-MAR-2007 16:37:57	Dark	35.500	145	Gam TrA	2.8720	10600.	71	26161	No
177	GOM_NL__2PRFIN20070302_163917_000000532056_00055_26161_6892.N1	02-MAR-2007 16:39:17	Dark	52.500	4	Alp1Cen	-0.010000	5800.0	105	26161	No
178	GOM_NL__2PRFIN20070302_164037_000000492056_00055_26161_6893.N1	02-MAR-2007 16:40:37	Dark	48.500	10	Bet Cen	0.61000	28000.	97	26161	No
179	GOM_NL__2PRFIN20070302_164309_000000412056_00055_26161_6894.N1	02-MAR-2007 16:43:09	Dark	40.500	12	Alp1Cru	0.77500	30000.	81	26161	No
180	GOM_NL__2PRFIN20070302_164538_000000432056_00055_26161_6895.N1	02-MAR-2007 16:45:38	Dark	42.500	64	Gam Cen	2.2000	10600.	85	26161	No
181	GOM_NL__2PRFIN20070302_164839_000000402056_00055_26161_6896.N1	02-MAR-2007 16:48:39	Straylight	40.000	113	Mu Vel	2.6920	5000.0	80	26161	No
182	GOM_NL__2PRFIN20070302_170109_000000422056_00055_26161_6897.N1	02-MAR-2007 17:01:09	Tw_i_and_stray	41.500	48	30Alp Hya	1.9770	4100.0	83	26161	No
183	GOM_NL__2PRFIN20070302_171035_000000372056_00055_26161_6898.N1	02-MAR-2007 17:10:35	Bright	37.000	166	17Eps Leo	2.9800	6000.0	74	26161	No
184	GOM_NL__2PRFIN20070302_172908_000000482056_00055_26161_6899.N1	02-MAR-2007 17:29:08	Bright	47.500	49	1Alp UMi	1.9900	6300.0	95	26161	No
185	GOM_NL__2PRFIN20070302_173640_000000522056_00055_26161_6900.N1	02-MAR-2007 17:36:40	Bright	52.000	89	5Alp Cep	2.4510	8000.0	104	26161	No
186	GOM_NL__2PRFIN20070302_174145_000000352056_00055_26161_6901.N1	02-MAR-2007 17:41:45	Bright	35.000	19	50Alp Cyg	1.2460	10500.	70	26161	No
187	GOM_NL__2PRFIN20070302_174319_000000342056_00055_26161_6902.N1	02-MAR-2007 17:43:19	Bright	34.000	66	37Gam Cyg	2.2080	5900.0	68	26161	No
188	GOM_NL__2PRFIN20070302_175158_000000402056_00055_26161_6903.N1	02-MAR-2007 17:51:58	Bright	39.500	168	17Zet Aql	2.9860	11000.	79	26161	No
189	GOM_NL__2PRFIN20070302_180148_000000412056_00055_26161_6904.N1	02-MAR-2007 18:01:48	Dark	41.000	155	41Pi Sgr	2.9000	6600.0	82	26161	No
190	GOM_NL__2PRFIN20070302_180338_000000422056_00055_26161_6905.N1	02-MAR-2007 18:03:38	Dark	42.000	57	34Sig Sgr	2.0660	26000.	84	26161	No
191	GOM_NL__2PRFIN20070302_180646_000000452056_00055_26161_6906.N1	02-MAR-2007 18:06:46	Dark	44.500	38	20Eps Sgr	1.8360	11000.	89	26161	No
192	GOM_NL__2PRFIN20070302_180941_000000452056_00055_26161_6907.N1	02-MAR-2007 18:09:41	Dark	44.500	25	35Lam Sco	1.6200	28000.	89	26161	No
193	GOM_NL__2PRFIN20070302_181320_000000422056_00056_26162_6900.N1	02-MAR-2007 18:13:20	Dark	41.500	141	Bet Ara	2.8400	4600.0	83	26162	No
194	GOM_NL__2PRFIN20070302_181623_000000412056_00056_26162_6901.N1	02-MAR-2007 18:16:23	Dark	41.000	43	Alp TrA	1.9100	4250.0	82	26162	No
195	GOM_NL__2PRFIN20070302_181833_000000372056_00056_26162_6902.N1	02-MAR-2007 18:18:33	Dark	36.500	145	Gam TrA	2.8720	10600.	73	26162	No
196	GOM_NL__2PRFIN20070302_181954_000000572056_00056_26162_6903.N1	02-MAR-2007 18:19:54	Dark	57.000	4	Alp1Cen	-0.010000	5800.0	114	26162	No
197	GOM_NL__2PRFIN20070302_182113_000000432056_00056_26162_6904.N1	02-MAR-2007 18:21:13	Dark	42.500	10	Bet Cen	0.61000	28000.	85	26162	No
198	GOM_NL__2PRFIN20070302_182345_000000502056_00056_26162_6905.N1	02-MAR-2007 18:23:45	Dark	50.000	12	Alp1Cru	0.77500	30000.	100	26162	No
199	GOM_NL__2PRFIN20070302_182615_000000432056_00056_26162_6906.N1	02-MAR-2007 18:26:15	Dark	43.000	64	Gam Cen	2.2000	10600.	86	26162	No
200	GOM_NL__2PRFIN20070302_182915_000000432056_00056_26162_6907.N1	02-MAR-2007 18:29:15	Straylight	42.500	113	Mu Vel	2.6920	5000.0	85	26162	No
201	GOM_NL__2PRFIN20070302_184145_000000442056_00056_26162_6908.N1	02-MAR-2007 18:41:45	Tw_i_and_stray	44.000	48	30Alp Hya	1.9770	4100.0	88	26162	No
202	GOM_NL__2PRFIN20070302_185111_000000372056_00056_26162_6909.N1	02-MAR-2007 18:51:11	Bright	37.000	166	17Eps Leo	2.9800	6000.0	74	26162	No
203	GOM_NL__2PRFIN20070302_190944_000000372056_00056_26162_6910.N1	02-MAR-2007 19:09:44	Bright	36.500	49	1Alp UMi	1.9900	6300.0	73	26162	No
204	GOM_NL__2PRFIN20070302_191716_000000362056_00056_26162_6911.N1	02-MAR-2007 19:17:16	Bright	35.500	89	5Alp Cep	2.4510	8000.0	71	26162	No
205	GOM_NL__2PRFIN20070302_192222_000000352056_00056_26162_6912.N1	02-MAR-2007 19:22:22	Bright	35.000	19	50Alp Cyg	1.2460	10500.	70	26162	No
206	GOM_NL__2PRFIN20070302_192356_000000352056_00056_26162_6913.N1	02-MAR-2007 19:23:56	Bright	35.000	66	37Gam Cyg	2.2080	5900.0	70	26162	No
207	GOM_NL__2PRFIN20070302_193234_000000392056_00056_26162_6914.N1	02-MAR-2007 19:32:34	Bright	38.500	168	17Zet Aql	2.9860	11000.	77	26162	No
208	GOM_NL__2PRFIN20070302_194225_000000402056_00056_26162_6915.N1	02-MAR-2007 19:42:25	Dark	39.500	155	41Pi Sgr	2.9000	6600.0	79	26162	No
209	GOM_NL__2PRFIN20070302_194415_000000412056_00056_26162_6916.N1	02-MAR-2007 19:44:15	Dark	41.000	57	34Sig Sgr	2.0660	26000.	82	26162	No
210	GOM_NL__2PRFIN20070302_194723_000000432056_00056_26162_6917.N1	02-MAR-2007 19:47:23	Dark	43.000	38	20Eps Sgr	1.8360	11000.	86	26162	No
211	GOM_NL__2PRFIN20070302_195018_000000452056_00056_26162_6918.N1	02-MAR-2007 19:50:18	Dark	45.000	25	35Lam Sco	1.6200	28000.	90	26162	No
212	GOM_NL__2PRFIN20070302_213433_000000392056_00058_26164_6928.N1	02-MAR-2007 21:34:33	Dark	38.500	141	Bet Ara	2.8400	4600.0	77	26164	No
213	GOM_NL__2PRFIN20070302_213736_000000382056_00058_26164_6929.N1	02-MAR-2007 21:37:36	Dark	37.500	43	Alp TrA	1.9100	4250.0	75	26164	No
214	GOM_NL__2PRFIN20070302_213946_000000372056_00058_26164_6930.N1	02-MAR-2007 21:39:46	Dark	36.500	145	Gam TrA	2.8720	10600.	73	26164	No
215	GOM_NL__2PRFIN20070302_214107_000000452056_00058_26164_6931.N1	02-MAR-2007 21:41:07	Dark	45.000	4	Alp1Cen	-0.010000	5800.0	90	26164	No
216	GOM_NL__2PRFIN20070302_214226_000000462056_00058_26164_6932.N1	02-MAR-2007 21:42:26	Dark	45.500	10	Bet Cen	0.61000	28000.	91	26164	No
217	GOM_NL__2PRFIN20070302_214458_000000462056_00058_26164_6933.N1	02-MAR-2007 21:44:58	Dark	45.500	12	Alp1Cru	0.77500	30000.	91	26164	No
218	GOM_NL__2PRFIN20070302_214728_000000432056_00058_26164_6934.N1	02-MAR-2007 21:47:28	Dark	43.000	64	Gam Cen	2.2000	10600.	86	26164	No
219	GOM_NL__2PRFIN20070302_215027_000000422056_00058_26164_6935.N1	02-MAR-2007 21:50:27	Straylight	41.500	113	Mu Vel	2.6920	5000.0	83	26164	No

220	GOM_NL__2PRFIN20070302_220258_000000452056_00058_26164_6936.N1	02-MAR-2007 22:02:58	Twilight	45.000	48	30Alp Hya	1.9770	4100.0	90	26164	No
221	GOM_NL__2PRFIN20070302_221223_000000372056_00058_26164_6937.N1	02-MAR-2007 22:12:23	Bright	36.500	166	17Eps Leo	2.9800	6000.0	73	26164	No
222	GOM_NL__2PRFIN20070302_223056_000000362056_00058_26164_6938.N1	02-MAR-2007 22:30:56	Bright	35.500	49	1Alp UMi	1.9900	6300.0	71	26164	No
223	GOM_NL__2PRFIN20070302_223828_000000342056_00058_26164_6939.N1	02-MAR-2007 22:38:28	Bright	33.500	89	5Alp Cep	2.4510	8000.0	67	26164	No
224	GOM_NL__2PRFIN20070302_224333_000000342056_00058_26164_6940.N1	02-MAR-2007 22:43:33	Bright	33.500	19	50Alp Cyg	1.2460	10500.	67	26164	No
225	GOM_NL__2PRFIN20070302_224507_000000332056_00058_26164_6941.N1	02-MAR-2007 22:45:07	Bright	33.000	66	37Gam Cyg	2.2080	5900.0	66	26164	No
226	GOM_NL__2PRFIN20070302_225346_000000402056_00058_26164_6942.N1	02-MAR-2007 22:53:46	Bright	39.500	168	17Zet Aql	2.9860	11000.	79	26164	No
227	GOM_NL__2PRFIN20070302_230337_000000402056_00058_26164_6943.N1	02-MAR-2007 23:03:37	Dark	39.500	155	41Pi Sgr	2.9000	6600.0	79	26164	No
228	GOM_NL__2PRFIN20070302_230527_000000422056_00058_26164_6944.N1	02-MAR-2007 23:05:27	Dark	41.500	57	34Sig Sgr	2.0660	26000.	83	26164	No
229	GOM_NL__2PRFIN20070302_230836_000000482056_00058_26164_6945.N1	02-MAR-2007 23:08:36	Dark	47.500	38	20Eps Sgr	1.8360	11000.	95	26164	No
230	GOM_NL__2PRFIN20070302_231131_000000442056_00058_26164_6946.N1	02-MAR-2007 23:11:31	Dark	44.000	25	35Lam Sco	1.6200	28000.	88	26164	No
231	GOM_NL__2PRFIN20070302_231509_000000392056_00059_26165_6969.N1	02-MAR-2007 23:15:09	Dark	39.000	141	Bet Ara	2.8400	4600.0	78	26165	No
232	GOM_NL__2PRFIN20070302_231812_000000452056_00059_26165_6970.N1	02-MAR-2007 23:18:12	Dark	45.000	43	Alp TrA	1.9100	4250.0	90	26165	No
233	GOM_NL__2PRFIN20070302_232022_000000382056_00059_26165_6971.N1	02-MAR-2007 23:20:22	Dark	37.500	145	Gam TrA	2.8720	10600.	75	26165	No
234	GOM_NL__2PRFIN20070302_232144_000000512056_00059_26165_6972.N1	02-MAR-2007 23:21:44	Dark	50.500	4	Alp1Cen	-0.010000	5800.0	101	26165	No
235	GOM_NL__2PRFIN20070302_232303_000000422056_00059_26165_6973.N1	02-MAR-2007 23:23:03	Dark	41.500	10	Bet Cen	0.61000	28000.	83	26165	No
236	GOM_NL__2PRFIN20070302_232534_000000502056_00059_26165_6974.N1	02-MAR-2007 23:25:34	Dark	50.000	12	Alp1Cru	0.77500	30000.	100	26165	No
237	GOM_NL__2PRFIN20070302_232804_000000462056_00059_26165_6975.N1	02-MAR-2007 23:28:04	Dark	46.000	64	Gam Cen	2.2000	10600.	92	26165	No
238	GOM_NL__2PRFIN20070302_233103_000000432056_00059_26165_6976.N1	02-MAR-2007 23:31:03	Straylight	42.500	113	Mu Vel	2.6920	5000.0	85	26165	No
239	GOM_NL__2PRFIN20070302_234334_000000442056_00059_26165_6977.N1	02-MAR-2007 23:43:34	Twilight	44.000	48	30Alp Hya	1.9770	4100.0	88	26165	No
240	GOM_NL__2PRFIN20070302_235259_000000382056_00059_26165_6978.N1	02-MAR-2007 23:52:59	Bright	37.500	166	17Eps Leo	2.9800	6000.0	75	26165	No

3. Quality information per product

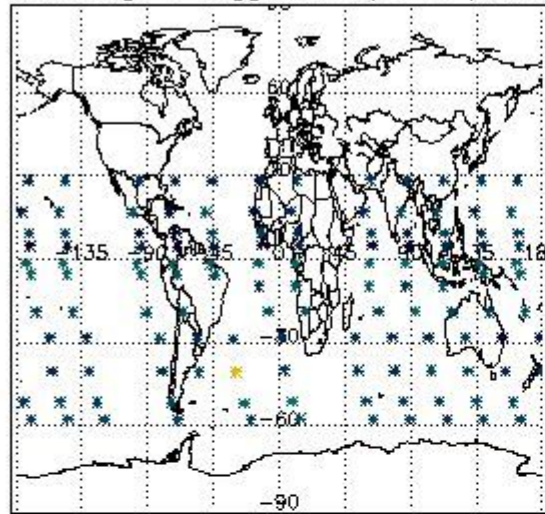
In this section it is plotted some information contained in the Quality Summary data set of the level 2 products. Only products in dark limb conditions and without errors (error flag in the MPH set to "0") are used.

3.1 Plot quality information per product (time dependant)

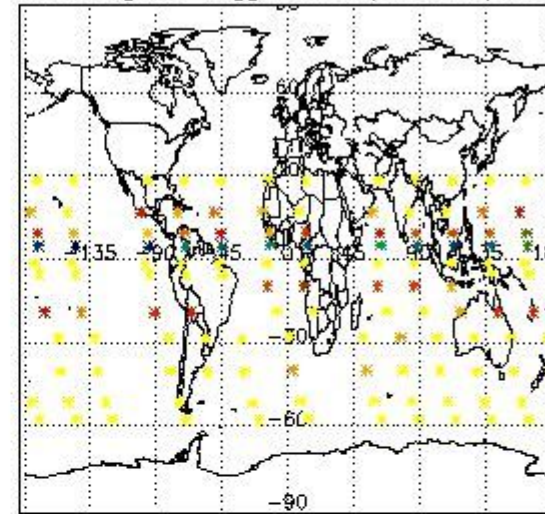


3.2 Plot quality information per product (world map)

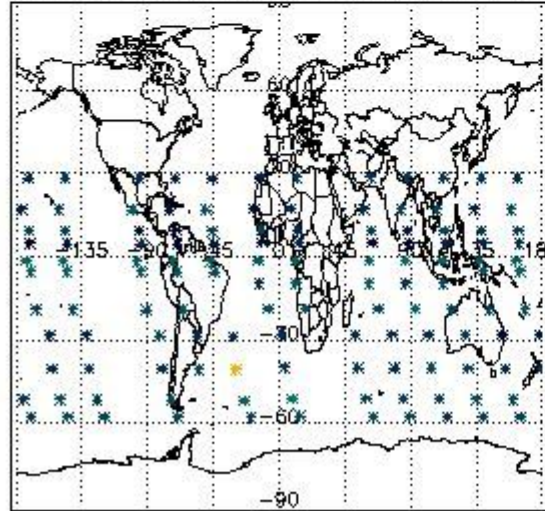
Percentage of flagged data per O3 profile



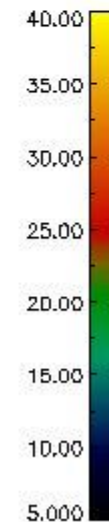
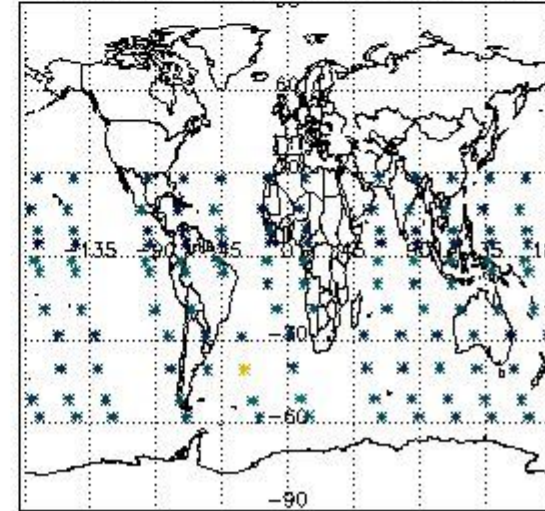
Percentage of flagged data per H2O profile



Percentage of flagged data per NO2 profile



Percentage of flagged data per NO3 profile

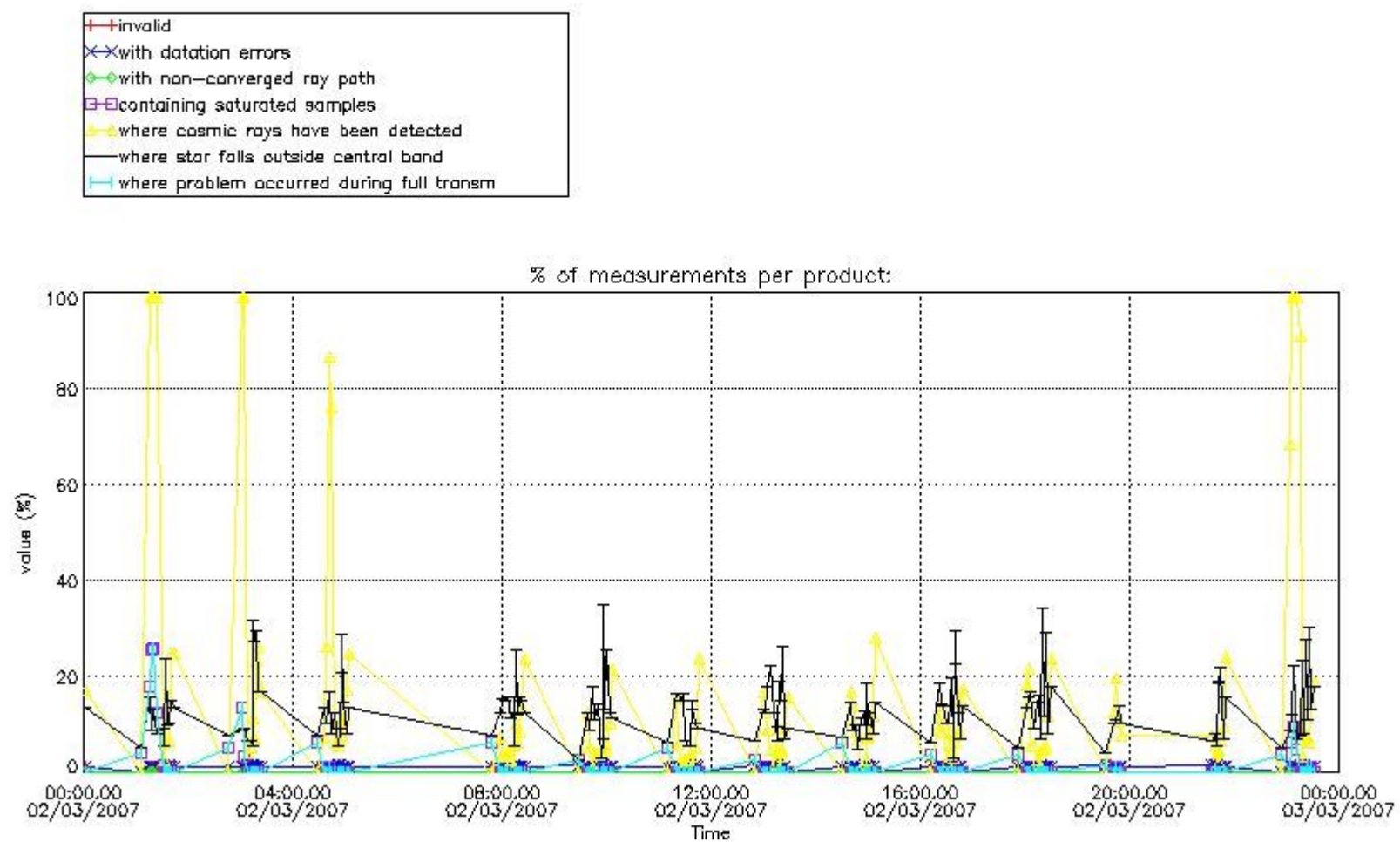


4. Level 1 quality information per product

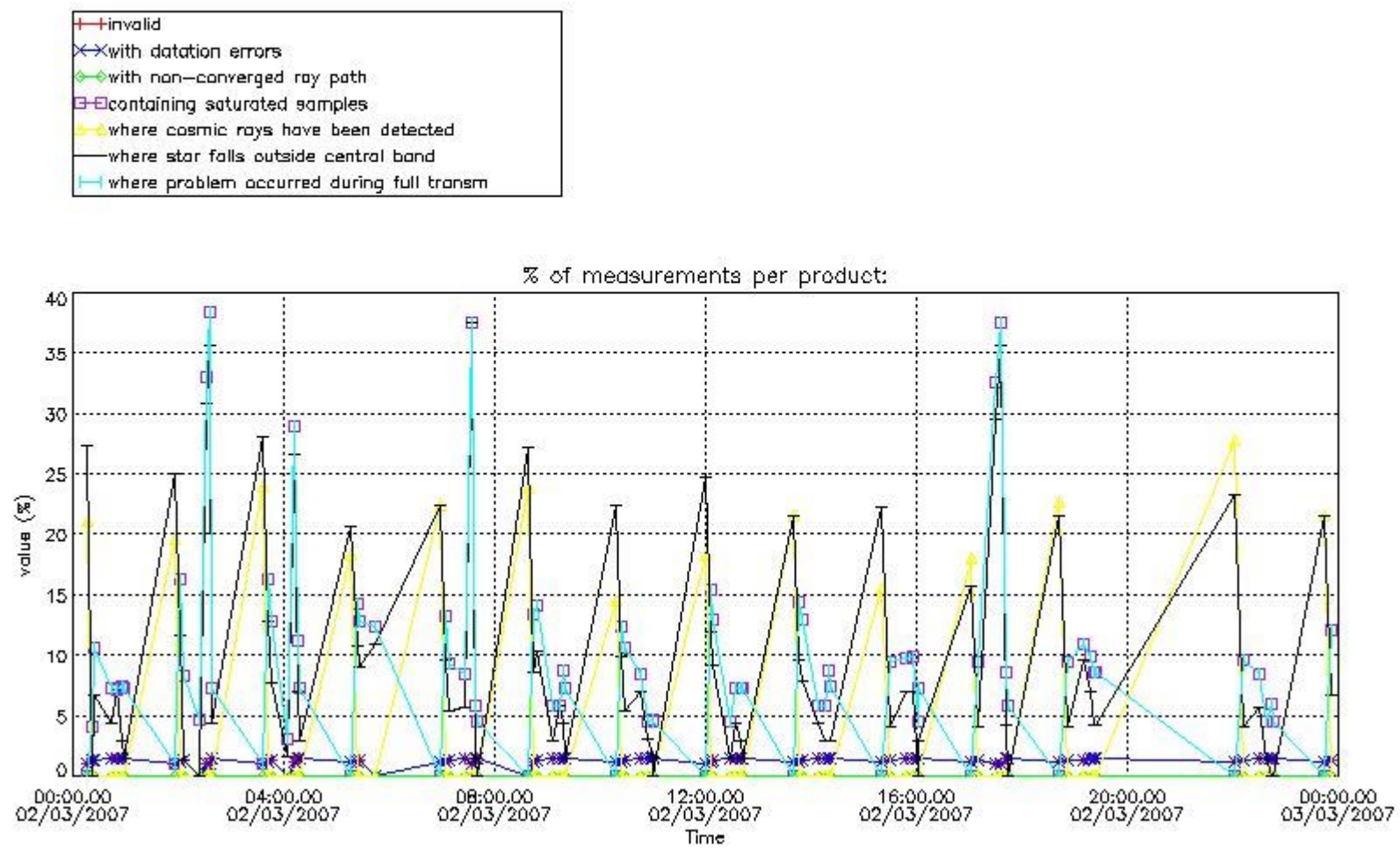
In this section it is plotted some information contained in the Quality Summary data set of the level 2 products that comes from the level 1b processing. Products without errors (error flag in the MPH set to "0") are used.

4.1 Plot quality information per product (time dependant) coming from level 1b processing

4.1.1 Plot level 1 quality information per product (time dependant): ENVISAT ASCENDING passes



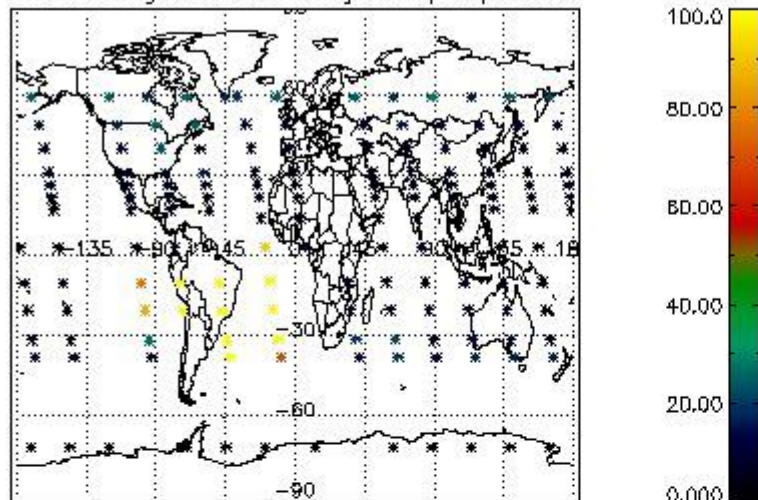
4.1.2 Plot level 1 quality information per product (time dependant): ENVI SAT DESCENDING passes



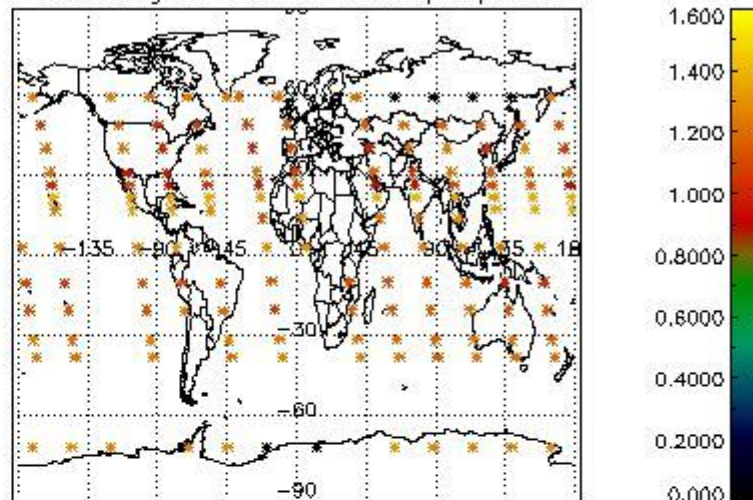
4.2 Plot quality information per product coming from level 1b processing (world map)

4.2.1 Plot level 1 quality information per product (world map): ENVISAT ASCENDING passes

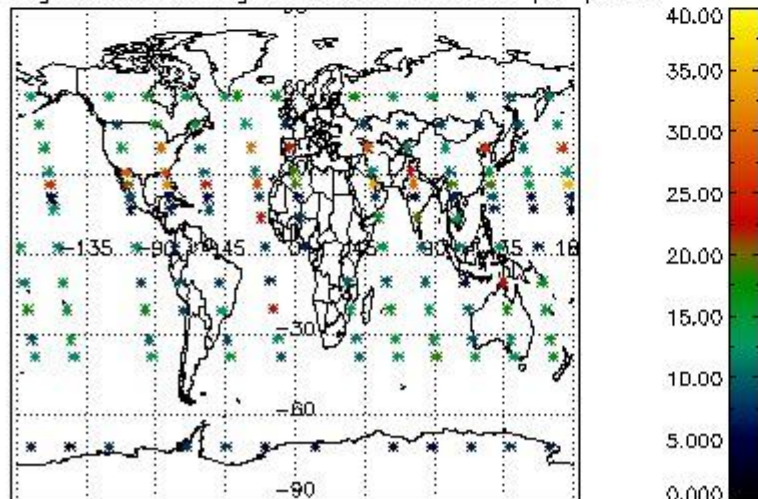
Percentage of cosmic ray hits per profile



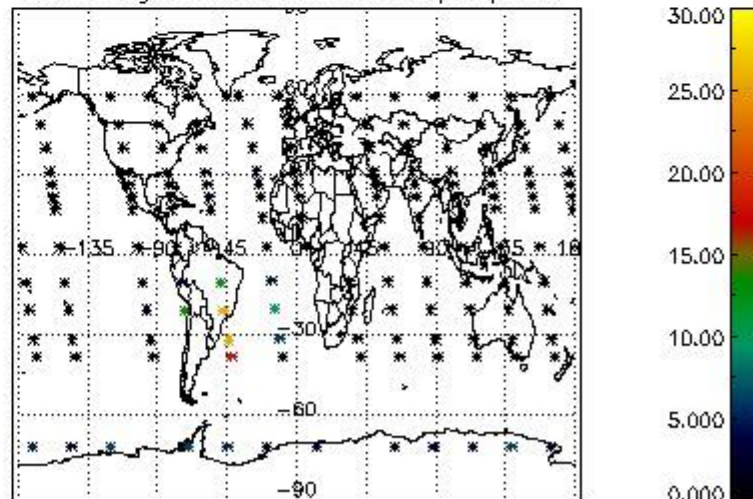
Percentage of datation errors per profile



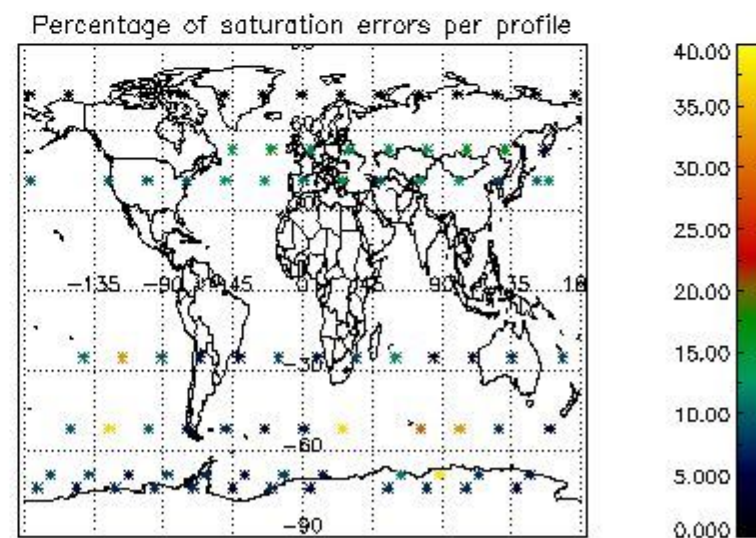
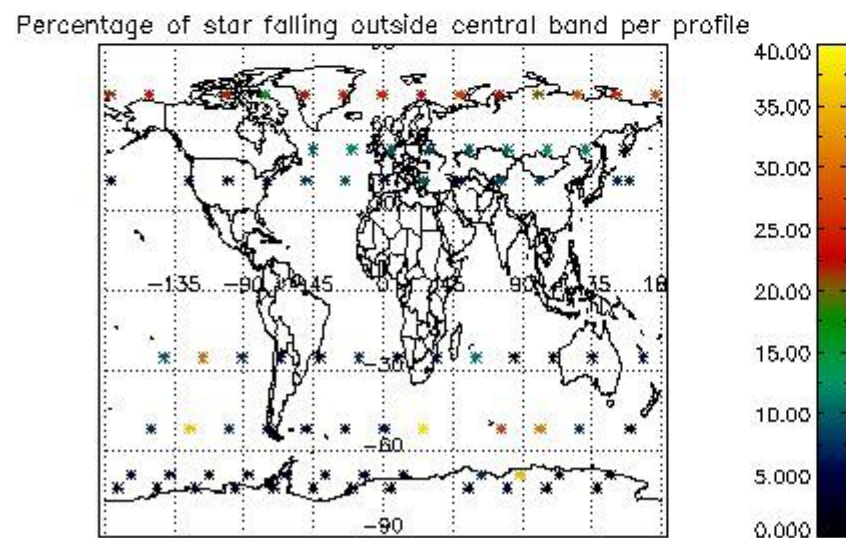
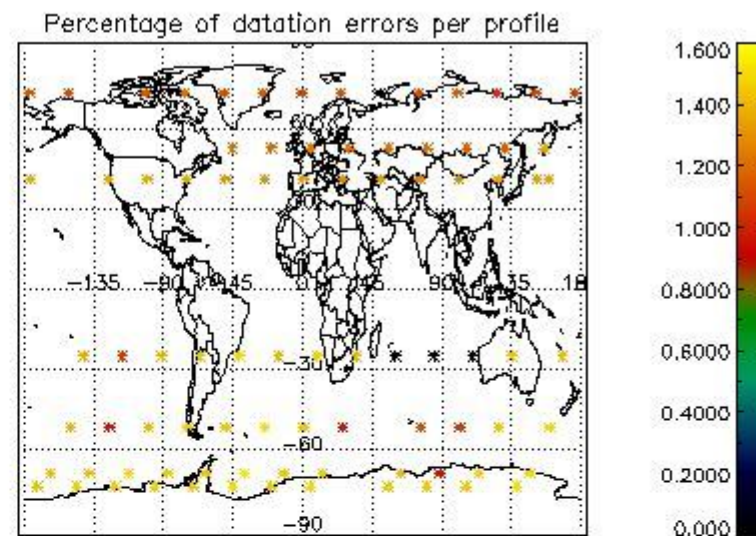
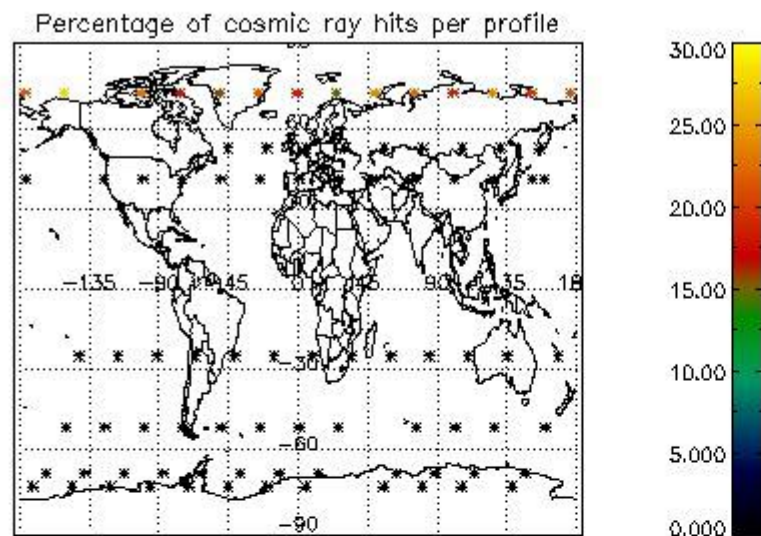
Percentage of star falling outside central band per profile



Percentage of saturation errors per profile



4.2.2 Plot level 1 quality information per product (world map): ENVISAT DESCENDING passes



5. Trace gas profiles

5.1 Ozone statistics based on quality of products

The final quality of the products can be "measured" using the STD (Standard Deviation) attached to every point profile. This information is written to the parameter GOM_NL__2P/NL_LOCAL_SPECIES_DENSITY/o3_std of the level 2 products. The table below shows the statistics for given STD ranges.

The statistics are given with respect to the overall valid production:

- Products without fatal errors: GOM_NL__2P/MPH/PRODUCT_ERR=0
- Valid point profile: GOM_NL__2P/NL_LOCAL_SPECIES_DENSITY/pcd(0)=0

The 'Criteria' is applied to valid points of dark limb products:

- Products in dark limb illumination condition: GOM_NL__2P/NL_SUMMARY_QUALITY/obs_ill_cond=0
- Products without fatal errors: GOM_NL__2P/MPH/PRODUCT_ERR=0
- Valid point profile: GOM_NL__2P/NL_LOCAL_SPECIES_DENSITY/pcd(0)=0

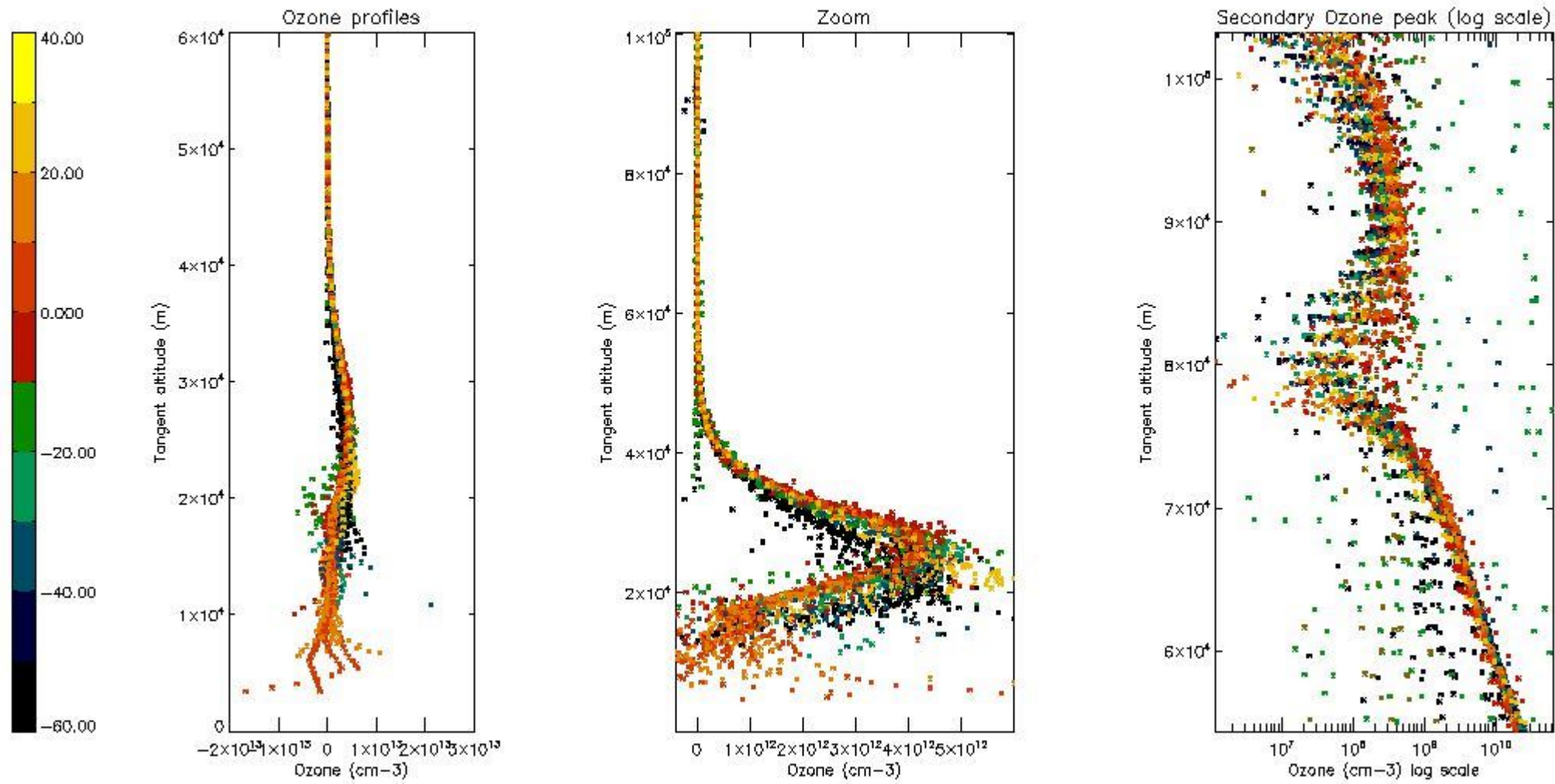
So, the table below shows the percentage of dark limb and valid observations for each criteria with respect to the overall valid daily observations.

Criteria	% of total production
All STD	57
STD < 20	32

STD < 10	26
STD < 5	18

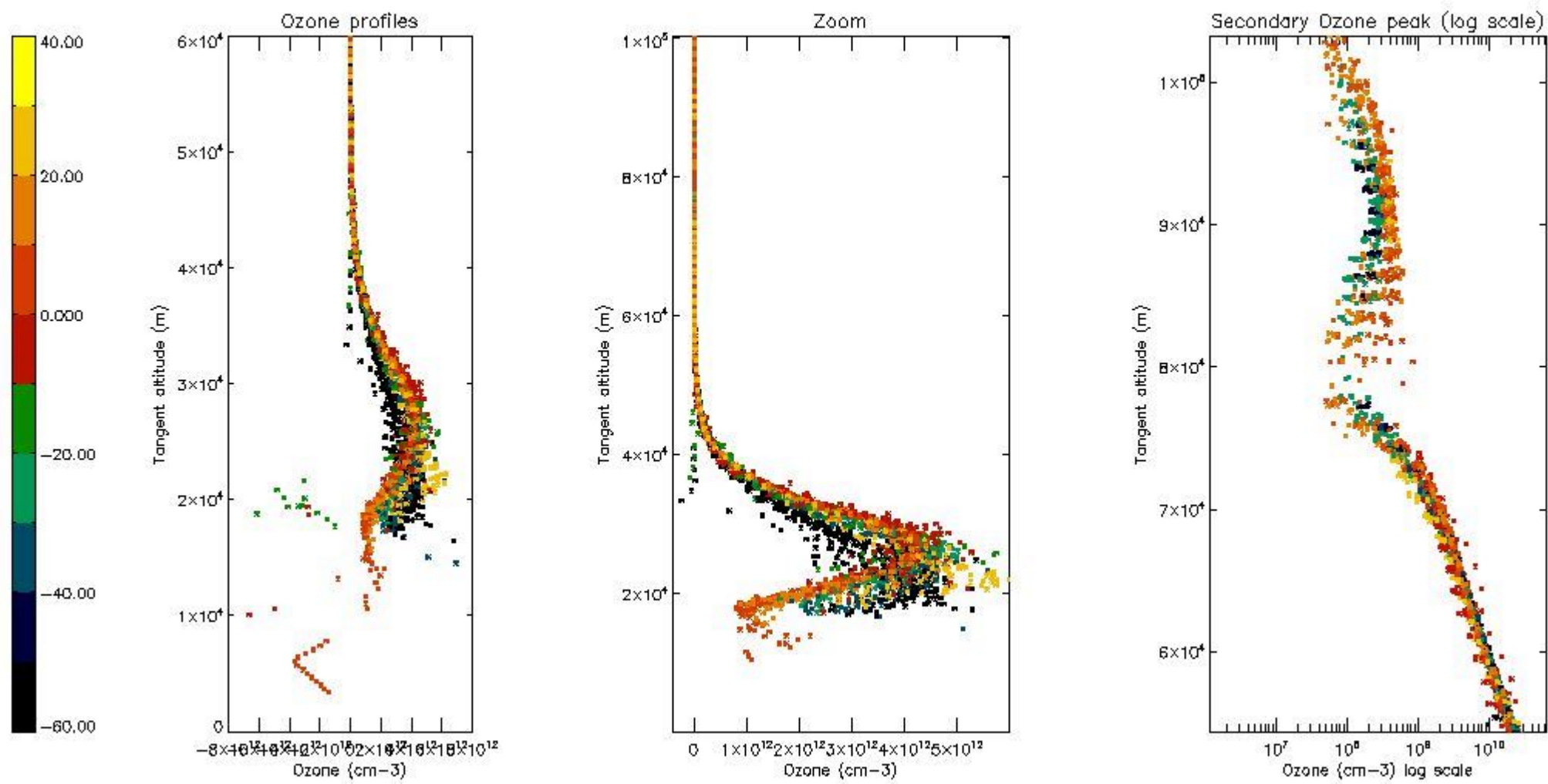
5.2 Plot ozone profiles for all STD (dark without errors)

The colorbar represents the latitude.



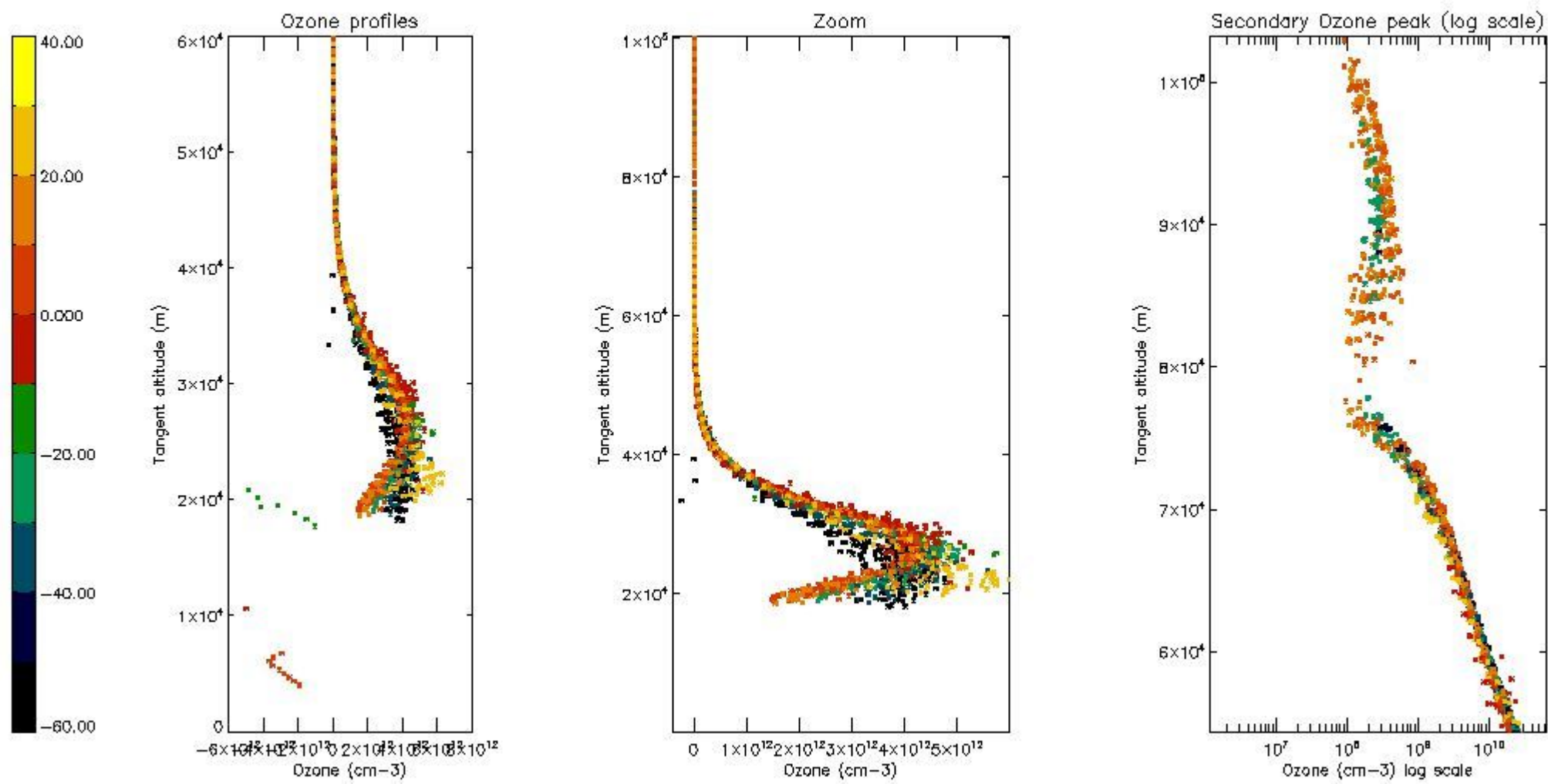
5.3 Plot ozone profiles where STD < 20% (dark without errors)

The colorbar represents the latitude.



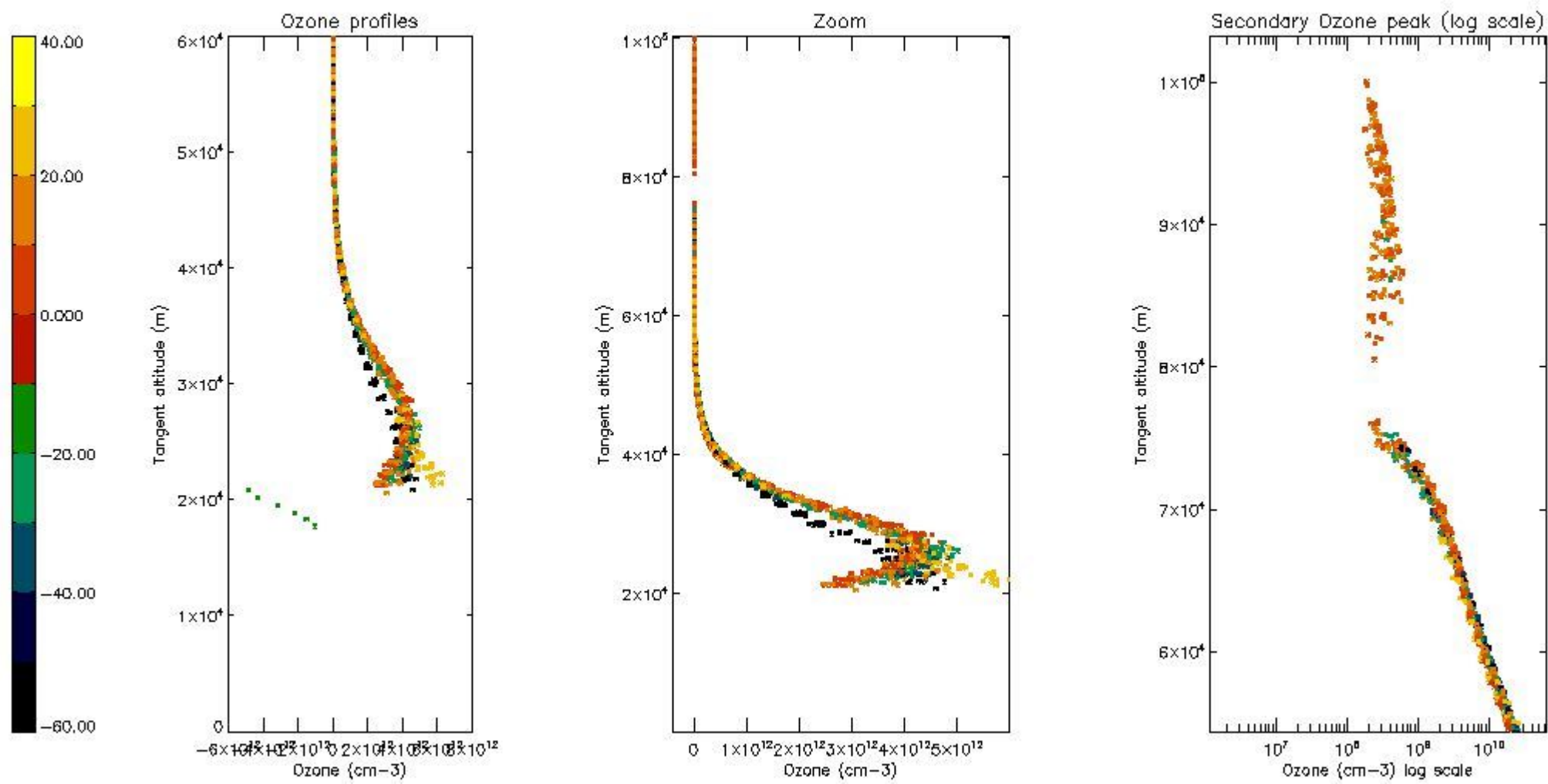
5.4 Plot ozone profiles where STD < 10% (dark without errors)

The colorbar represents the latitude.



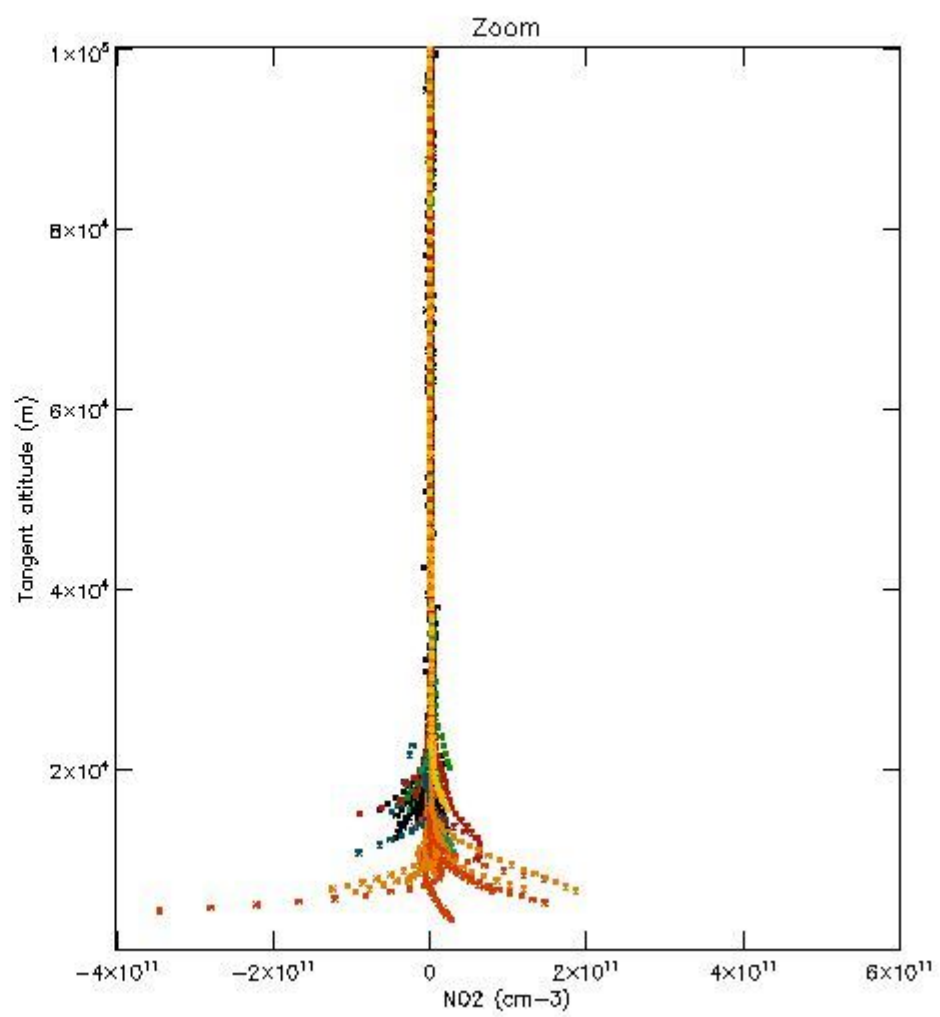
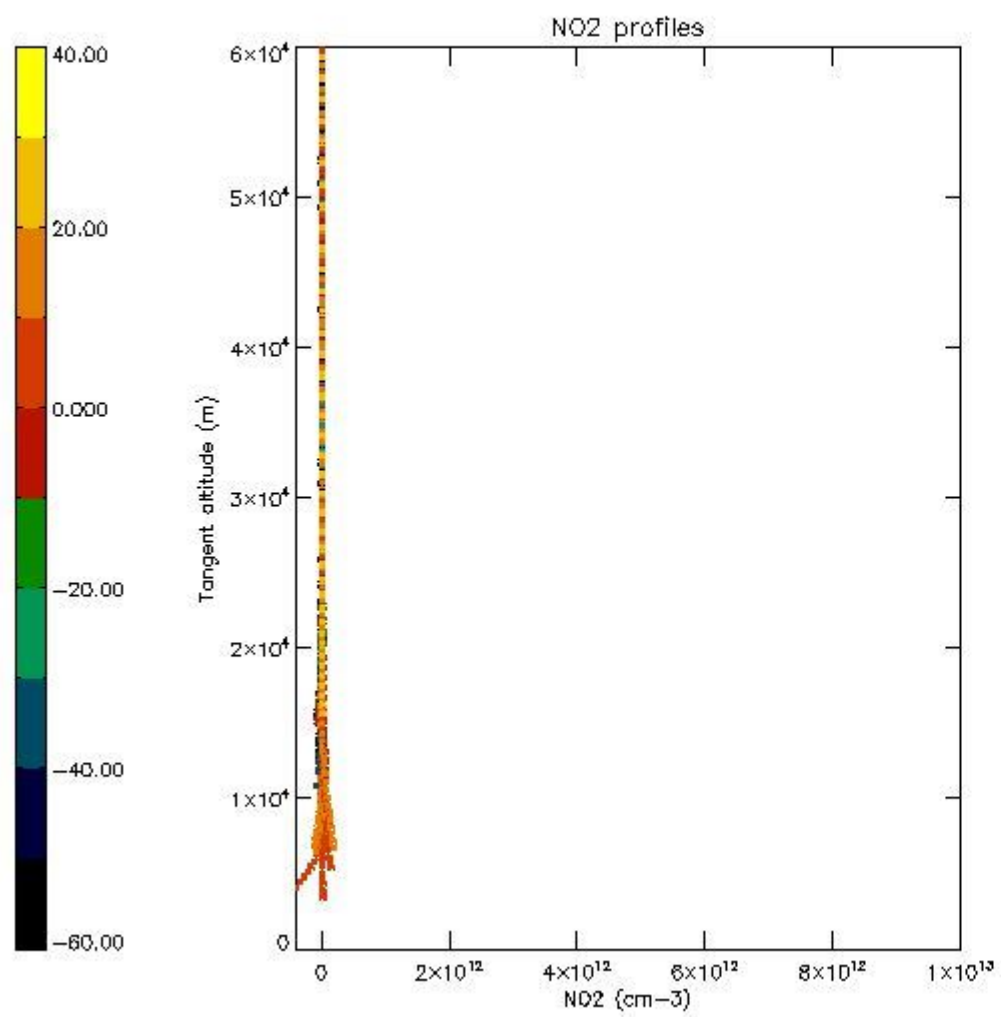
5.5 Plot ozone profiles where STD < 5% (dark without errors)

The colorbar represents the latitude.



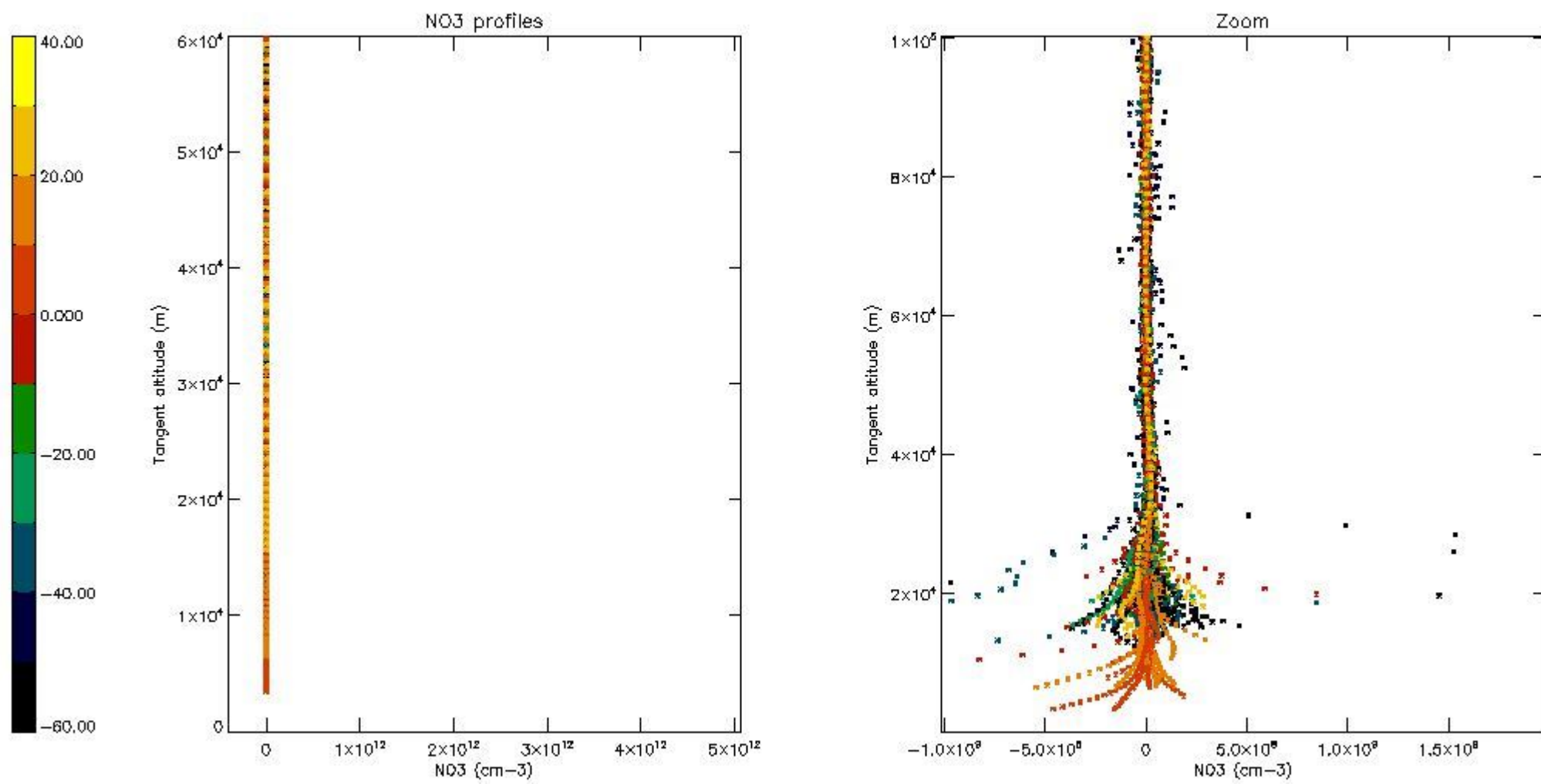
5.6 Plot NO₂ profiles for all STD (dark without errors)

The colorbar represents the latitude.



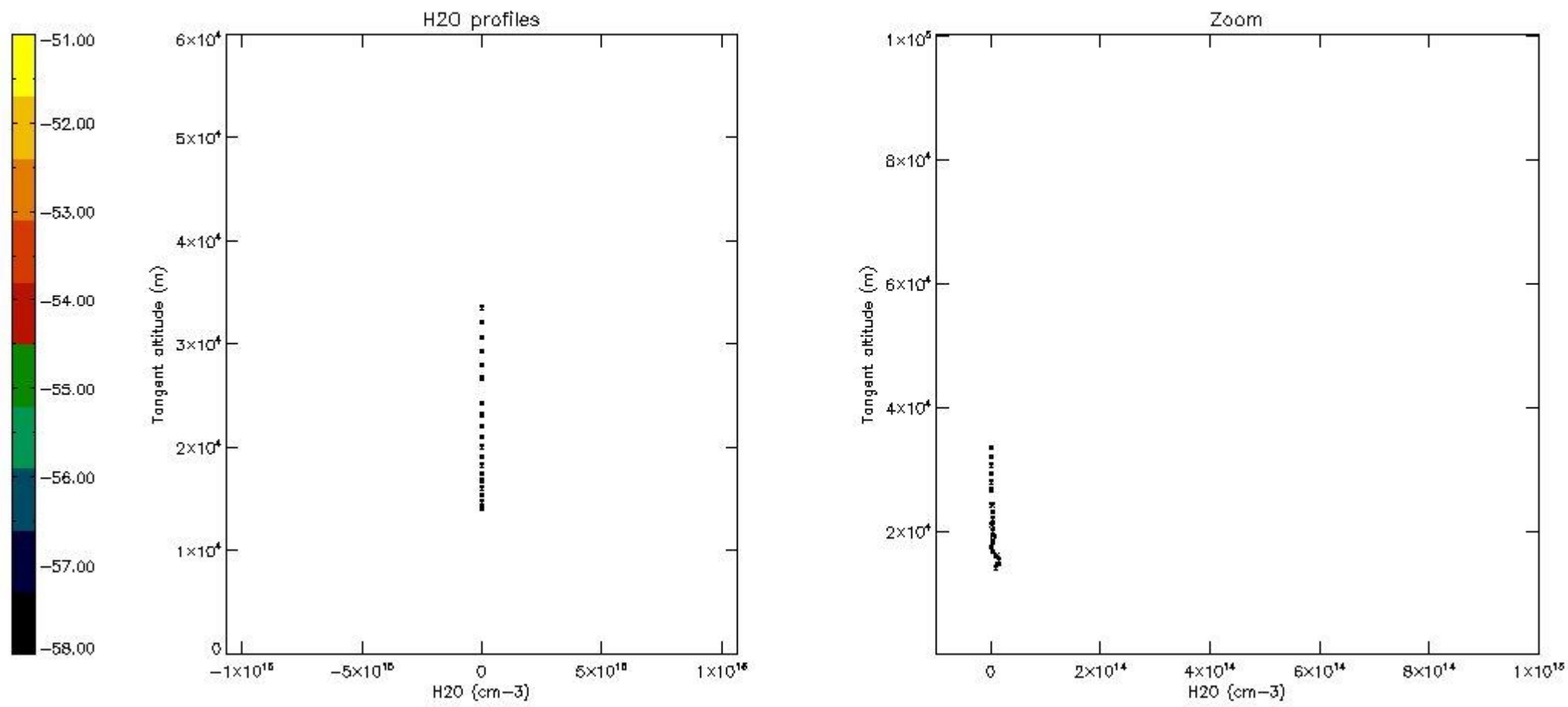
5.7 Plot NO3 profiles for all STD (dark without errors)

The colorbar represents the latitude.



5.8 Plot H2O profiles for all STD (only for occultations of stars 1,2,3,4,13,14,16,26,63 dark without errors)

The colorbar represents the latitude.



6. Auxiliary Data Files used for the production reported in section 2

The number reported in the third column indicates since which file (see list in section 2) the corresponding auxiliary file has been used. The fourth column is the date of those product files.

Type	Auxiliary Filename	Used since product	Used since product date
INST_PHYS_CHARACTERISTICS	GOM_INS_AXVIEC20091111_143220_20030716_120000_20500101_000000	1	02-MAR-2007 00:02:36
LEVEL-2_PROC_CONFIG	GOM_PR2_AXVIEC20091111_152718_20020301_000000_20500101_000000	1	02-MAR-2007 00:02:36
CROSS_SECTIONS_FILE	GOM_CRS_AXVIEC20091111_154832_20020301_000000_20500101_000000	1	02-MAR-2007 00:02:36

GOMOS Level 2 Daily Report

SUMMARY

[1. General Info](#)

[2. Summary of processed GOM_NL_2P products](#)

[3. Level 2 Quality information per product](#)

[3.1 Plot of level 2 quality information per product \(time dependant\)](#)

[3.2 Plot of level 2 quality information per product \(world map\)](#)

[4. Level 1 Quality information per product \(stored on level 2 products\)](#)

[4.1 Plot of level 1 quality information per product \(time dependant\)](#)

[4.1.1 Plot of level 1 quality information per product \(time dependant\): ASCENDING](#)

[4.1.2 Plot of level 1 quality information per product \(time dependant\): DESCENDING](#)

[4.2 Plot of level 1 quality information per product \(world map\)](#)

[4.2.1 Plot of level 1 quality information per product \(world map\): ASCENDING](#)

[4.2.2 Plot of level 1 quality information per product \(world map\): DESCENDING](#)

[5. Ozone profiles based on quality statistics and other trace gas profiles](#)

[5.1 Ozone statistics based on quality of products](#)

[5.2 Plot ozone profiles for all STD \(dark without errors\)](#)

[5.3 Plot ozone profiles where STD < 20% \(dark without errors\)](#)

[5.4. Plot ozone profiles where STD < 10% \(dark without errors\)](#)

[5.5. Plot ozone profiles where STD < 5% \(dark without errors\)](#)

[5.6 Plot NO2 profiles for all STD \(dark without errors\)](#)

[5.7 Plot NO3 profiles for all STD \(dark without errors\)](#)

[5.8 Plot H2O profiles \(only for occultations of stars 1,2,3,4,13,14,16,26,63 dark without errors\) for all STD](#)

[6. Auxiliary Data Files used for the production reported in section 2](#)

This report presents the daily analysis on parameters extracted from GOMOS level 2 data (GOM_NL__2P). It is intended to monitor some important parameters that will impact the quality of these products. A list of level 2 products (and content) that have arrived during the reporting day to the PCF is also given.

Item	Value
Time of report generation	22APR2013 16:52:39
Data source version	GOMOS/6.01
Start time of products	02-03-2007 (02MAR2007 00:00:00)
Stop time of products	03-03-2007 (03MAR2007 00:00:00)
Store outputs in DB	Yes
Nb of level 2 prods	240
Nb of prods with errors	0

2. Summary of processed GOM_NL__2P products.

Nr	Filename	UTC Start time	Limb	Duration	Star Id	Star Name	Star Mag	Star Temp	Nb Meas	Orbit	Prod. error
1	GOM_NL__2PRFIN20070302_000236_000000412056_00045_26151_6438.N1	02-MAR-2007 00:02:36	Straylight	41.000	113	Mu Vel	2.6920	5000.0	82	26151	No
2	GOM_NL__2PRFIN20070302_001509_000000482056_00045_26151_6439.N1	02-MAR-2007 00:15:09	Twilight_stray	47.500	48	30Alp Hya	1.9770	4100.0	95	26151	No
3	GOM_NL__2PRFIN20070302_002118_000000372056_00045_26151_6440.N1	02-MAR-2007 00:21:18	Bright	37.000	22	32Alp Leo	1.3600	15200.	74	26151	No
4	GOM_NL__2PRFIN20070302_002438_000000382056_00045_26151_6441.N1	02-MAR-2007 00:24:38	Bright	37.500	166	17Eps Leo	2.9800	6000.0	75	26151	No
5	GOM_NL__2PRFIN20070302_004308_000000352056_00045_26151_6442.N1	02-MAR-2007 00:43:08	Bright	34.500	49	1Alp UMi	1.9900	6300.0	69	26151	No
6	GOM_NL__2PRFIN20070302_005039_000000352056_00045_26151_6443.N1	02-MAR-2007 00:50:39	Bright	35.000	89	5Alp Cep	2.4510	8000.0	70	26151	No
7	GOM_NL__2PRFIN20070302_005545_000000342056_00045_26151_6444.N1	02-MAR-2007 00:55:45	Bright	34.000	19	50Alp Cyg	1.2460	10500.	68	26151	No
8	GOM_NL__2PRFIN20070302_005719_000000352056_00045_26151_6445.N1	02-MAR-2007 00:57:19	Bright	34.500	66	37Gam Cyg	2.2080	5900.0	69	26151	No
9	GOM_NL__2PRFIN20070302_010555_000000392056_00045_26151_6446.N1	02-MAR-2007 01:05:55	Bright	38.500	168	17Zet Aql	2.9860	11000.	77	26151	No
10	GOM_NL__2PRFIN20070302_011544_000000422056_00045_26151_6447.N1	02-MAR-2007 01:15:44	Dark	42.000	155	41Pi Sgr	2.9000	6600.0	84	26151	No
11	GOM_NL__2PRFIN20070302_011733_000000402056_00045_26151_6448.N1	02-MAR-2007 01:17:33	Dark	39.500	57	34Sig Sgr	2.0660	26000.	79	26151	No
12	GOM_NL__2PRFIN20070302_012041_000000432056_00045_26151_6449.N1	02-MAR-2007 01:20:41	Dark	42.500	38	20Eps Sgr	1.8360	11000.	85	26151	No
13	GOM_NL__2PRFIN20070302_012333_000000442056_00045_26151_6450.N1	02-MAR-2007 01:23:33	Dark	44.000	25	35Lam Sco	1.6200	28000.	88	26151	No
14	GOM_NL__2PRFIN20070302_013113_000000392056_00046_26152_6445.N1	02-MAR-2007 01:31:13	Dark	39.000	134	Bet TrA	2.8100	6600.0	78	26152	No
15	GOM_NL__2PRFIN20070302_013230_000000372056_00046_26152_6446.N1	02-MAR-2007 01:32:30	Dark	37.000	145	Gam TrA	2.8720	10600.	74	26152	No
16	GOM_NL__2PRFIN20070302_013349_000000492056_00046_26152_6447.N1	02-MAR-2007 01:33:49	Dark	48.500	4	Alp1Cen	-0.010000	5800.0	97	26152	No
17	GOM_NL__2PRFIN20070302_013508_000000412056_00046_26152_6448.N1	02-MAR-2007 01:35:08	Dark	41.000	10	Bet Cen	0.61000	28000.	82	26152	No
18	GOM_NL__2PRFIN20070302_013741_000000392056_00046_26152_6449.N1	02-MAR-2007 01:37:41	Dark	39.000	12	Alp1Cru	0.77500	30000.	78	26152	No
19	GOM_NL__2PRFIN20070302_014009_000000472056_00046_26152_6450.N1	02-MAR-2007 01:40:09	Dark	46.500	64	Gam Cen	2.2000	10600.	93	26152	No
20	GOM_NL__2PRFIN20070302_014312_000000412056_00046_26152_6451.N1	02-MAR-2007 01:43:12	Straylight	40.500	113	Mu Vel	2.6920	5000.0	81	26152	No
21	GOM_NL__2PRFIN20070302_015545_000000462056_00046_26152_6452.N1	02-MAR-2007 01:55:45	Twilight_stray	46.000	48	30Alp Hya	1.9770	4100.0	92	26152	No
22	GOM_NL__2PRFIN20070302_020153_000000432056_00046_26152_6453.N1	02-MAR-2007 02:01:53	Bright	43.000	22	32Alp Leo	1.3600	15200.	86	26152	No
23	GOM_NL__2PRFIN20070302_020513_000000372056_00046_26152_6454.N1	02-MAR-2007 02:05:13	Bright	36.500	166	17Eps Leo	2.9800	6000.0	73	26152	No
24	GOM_NL__2PRFIN20070302_022344_000000332056_00046_26152_6455.N1	02-MAR-2007 02:23:44	Bright	32.500	49	1Alp UMi	1.9900	6300.0	65	26152	No
25	GOM_NL__2PRFIN20070302_023115_000000472056_00046_26152_6456.N1	02-MAR-2007 02:31:15	Bright	47.000	89	5Alp Cep	2.4510	8000.0	94	26152	No
26	GOM_NL__2PRFIN20070302_023621_000000522056_00046_26152_6457.N1	02-MAR-2007 02:36:21	Bright	52.000	19	50Alp Cyg	1.2460	10500.	104	26152	No
27	GOM_NL__2PRFIN20070302_023755_000000352056_00046_26152_6458.N1	02-MAR-2007 02:37:55	Bright	34.500	66	37Gam Cyg	2.2080	5900.0	69	26152	No
28	GOM_NL__2PRFIN20070302_024631_000000402056_00046_26152_6459.N1	02-MAR-2007 02:46:31	Bright	39.500	168	17Zet Aql	2.9860	11000.	79	26152	No
29	GOM_NL__2PRFIN20070302_030117_000000412056_00046_26152_6460.N1	02-MAR-2007 03:01:17	Dark	40.500	38	20Eps Sgr	1.8360	11000.	81	26152	No
30	GOM_NL__2PRFIN20070302_030410_000000452056_00046_26152_6461.N1	02-MAR-2007 03:04:10	Dark	44.500	25	35Lam Sco	1.6200	28000.	89	26152	No
31	GOM_NL__2PRFIN20070302_030751_000000392056_00047_26153_6452.N1	02-MAR-2007 03:07:51	Dark	38.500	141	Bet Ara	2.8400	4600.0	77	26153	No
32	GOM_NL__2PRFIN20070302_031150_000000382056_00047_26153_6453.N1	02-MAR-2007 03:11:50	Dark	38.000	134	Bet TrA	2.8100	6600.0	76	26153	No
33	GOM_NL__2PRFIN20070302_031306_000000372056_00047_26153_6454.N1	02-MAR-2007 03:13:06	Dark	37.000	145	Gam TrA	2.8720	10600.	74	26153	No
34	GOM_NL__2PRFIN20070302_031425_000000542056_00047_26153_6455.N1	02-MAR-2007 03:14:25	Dark	54.000	4	Alp1Cen	-0.010000	5800.0	108	26153	No
35	GOM_NL__2PRFIN20070302_031544_000000512056_00047_26153_6456.N1	02-MAR-2007 03:15:44	Dark	51.000	10	Bet Cen	0.61000	28000.	102	26153	No
36	GOM_NL__2PRFIN20070302_031818_000000502056_00047_26153_6457.N1	02-MAR-2007 03:18:18	Dark	49.500	12	Alp1Cru	0.77500	30000.	99	26153	No
37	GOM_NL__2PRFIN20070302_032046_000000482056_00047_26153_6458.N1	02-MAR-2007 03:20:46	Dark	48.000	64	Gam Cen	2.2000	10600.	96	26153	No
38	GOM_NL__2PRFIN20070302_032349_000000422056_00047_26153_6459.N1	02-MAR-2007 03:23:49	Straylight	42.000	113	Mu Vel	2.6920	5000.0	84	26153	No
39	GOM_NL__2PRFIN20070302_033621_000000482056_00047_26153_6460.N1	02-MAR-2007 03:36:21	Twilight_stray	48.000	48	30Alp Hya	1.9770	4100.0	96	26153	No
40	GOM_NL__2PRFIN20070302_034229_000000432056_00047_26153_6461.N1	02-MAR-2007 03:42:29	Bright	43.000	22	32Alp Leo	1.3600	15200.	86	26153	No
41	GOM_NL__2PRFIN20070302_034549_000000392056_00047_26153_6462.N1	02-MAR-2007 03:45:49	Bright	39.000	166	17Eps Leo	2.9800	6000.0	78	26153	No
42	GOM_NL__2PRFIN20070302_040420_000000322056_00047_26153_6463.N1	02-MAR-2007 04:04:20	Bright	32.000	49	1Alp UMi	1.9900	6300.0	64	26153	No

43	GOM_NL__2PRFIN20070302_041151_000000452056_00047_26153_6464.N1	02-MAR-2007 04:11:51	Bright	45.000	89	5Alp Cep	2.4510	8000.0	90	26153	No
44	GOM_NL__2PRFIN20070302_041657_000000362056_00047_26153_6465.N1	02-MAR-2007 04:16:57	Bright	35.500	19	50Alp Cyg	1.2460	10500.	71	26153	No
45	GOM_NL__2PRFIN20070302_041831_000000352056_00047_26153_6466.N1	02-MAR-2007 04:18:31	Bright	34.500	66	37Gam Cyg	2.2080	5900.0	69	26153	No
46	GOM_NL__2PRFIN20070302_042707_000000402056_00047_26153_6467.N1	02-MAR-2007 04:27:07	Bright	40.000	168	17Zet Aql	2.9860	11000.	80	26153	No
47	GOM_NL__2PRFIN20070302_043657_000000412056_00047_26153_6468.N1	02-MAR-2007 04:36:57	Dark	41.000	155	41Pi Sgr	2.9000	6600.0	82	26153	No
48	GOM_NL__2PRFIN20070302_043846_000000402056_00047_26153_6469.N1	02-MAR-2007 04:38:46	Dark	40.000	57	34Sig Sgr	2.0660	26000.	80	26153	No
49	GOM_NL__2PRFIN20070302_044154_000000452056_00047_26153_6470.N1	02-MAR-2007 04:41:54	Dark	44.500	38	20Eps Sgr	1.8360	11000.	89	26153	No
50	GOM_NL__2PRFIN20070302_044447_000000442056_00047_26153_6471.N1	02-MAR-2007 04:44:47	Dark	44.000	25	35Lam Sco	1.6200	28000.	88	26153	No
51	GOM_NL__2PRFIN20070302_044828_000000412056_00048_26154_6460.N1	02-MAR-2007 04:48:28	Dark	40.500	141	Bet Ara	2.8400	4600.0	81	26154	No
52	GOM_NL__2PRFIN20070302_045226_000000382056_00048_26154_6461.N1	02-MAR-2007 04:52:26	Dark	37.500	134	Bet TrA	2.8100	6600.0	75	26154	No
53	GOM_NL__2PRFIN20070302_045342_000000382056_00048_26154_6462.N1	02-MAR-2007 04:53:42	Dark	38.000	145	Gam TrA	2.8720	10600.	76	26154	No
54	GOM_NL__2PRFIN20070302_045502_000000462056_00048_26154_6463.N1	02-MAR-2007 04:55:02	Dark	46.000	4	Alp1Cen	-0.010000	5800.0	92	26154	No
55	GOM_NL__2PRFIN20070302_045621_000000522056_00048_26154_6464.N1	02-MAR-2007 04:56:21	Dark	52.000	10	Bet Cen	0.61000	28000.	104	26154	No
56	GOM_NL__2PRFIN20070302_045854_000000412056_00048_26154_6465.N1	02-MAR-2007 04:58:54	Dark	41.000	12	Alp1Cru	0.77500	30000.	82	26154	No
57	GOM_NL__2PRFIN20070302_050122_000000442056_00048_26154_6466.N1	02-MAR-2007 05:01:22	Dark	43.500	64	Gam Cen	2.2000	10600.	87	26154	No
58	GOM_NL__2PRFIN20070302_050425_000000412056_00048_26154_6467.N1	02-MAR-2007 05:04:25	Straylight	40.500	113	Mu Vel	2.6920	5000.0	81	26154	No
59	GOM_NL__2PRFIN20070302_051657_000000442056_00048_26154_6468.N1	02-MAR-2007 05:16:57	Twilight_and_stray	43.500	48	30Alp Hya	1.9770	4100.0	87	26154	No
60	GOM_NL__2PRFIN20070302_052305_000000422056_00048_26154_6469.N1	02-MAR-2007 05:23:05	Bright	42.000	22	32Alp Leo	1.3600	15200.	84	26154	No
61	GOM_NL__2PRFIN20070302_052625_000000392056_00048_26154_6470.N1	02-MAR-2007 05:26:25	Bright	39.000	166	17Eps Leo	2.9800	6000.0	78	26154	No
62	GOM_NL__2PRFIN20070302_054456_000000372056_00048_26154_6471.N1	02-MAR-2007 05:44:56	Bright	36.500	49	1Alp UMi	1.9900	6300.0	73	26154	No
63	GOM_NL__2PRFIN20070302_065733_000000452056_00049_26155_6467.N1	02-MAR-2007 06:57:33	Twilight_and_stray	44.500	48	30Alp Hya	1.9770	4100.0	89	26155	No
64	GOM_NL__2PRFIN20070302_070341_000000422056_00049_26155_6468.N1	02-MAR-2007 07:03:41	Bright	41.500	22	32Alp Leo	1.3600	15200.	83	26155	No
65	GOM_NL__2PRFIN20070302_070701_000000382056_00049_26155_6469.N1	02-MAR-2007 07:07:01	Bright	37.500	166	17Eps Leo	2.9800	6000.0	75	26155	No
66	GOM_NL__2PRFIN20070302_072532_000000362056_00049_26155_6470.N1	02-MAR-2007 07:25:32	Bright	35.500	49	1Alp UMi	1.9900	6300.0	71	26155	No
67	GOM_NL__2PRFIN20070302_073303_000000522056_00049_26155_6471.N1	02-MAR-2007 07:33:03	Bright	52.000	89	5Alp Cep	2.4510	8000.0	104	26155	No
68	GOM_NL__2PRFIN20070302_073809_000000342056_00049_26155_6472.N1	02-MAR-2007 07:38:09	Bright	34.000	19	50Alp Cyg	1.2460	10500.	68	26155	No
69	GOM_NL__2PRFIN20070302_073943_000000342056_00049_26155_6473.N1	02-MAR-2007 07:39:43	Bright	33.500	66	37Gam Cyg	2.2080	5900.0	67	26155	No
70	GOM_NL__2PRFIN20070302_074820_000000402056_00049_26155_6474.N1	02-MAR-2007 07:48:20	Bright	40.000	168	17Zet Aql	2.9860	11000.	80	26155	No
71	GOM_NL__2PRFIN20070302_075810_000000412056_00049_26155_6475.N1	02-MAR-2007 07:58:10	Dark	41.000	155	41Pi Sgr	2.9000	6600.0	82	26155	No
72	GOM_NL__2PRFIN20070302_075959_000000432056_00049_26155_6476.N1	02-MAR-2007 07:59:59	Dark	42.500	57	34Sig Sgr	2.0660	26000.	85	26155	No
73	GOM_NL__2PRFIN20070302_080307_000000442056_00049_26155_6477.N1	02-MAR-2007 08:03:07	Dark	43.500	38	20Eps Sgr	1.8360	11000.	87	26155	No
74	GOM_NL__2PRFIN20070302_080600_000000482056_00049_26155_6478.N1	02-MAR-2007 08:06:00	Dark	47.500	25	35Lam Sco	1.6200	28000.	95	26155	No
75	GOM_NL__2PRFIN20070302_080941_000000412056_00050_26156_6479.N1	02-MAR-2007 08:09:41	Dark	40.500	141	Bet Ara	2.8400	4600.0	81	26156	No
76	GOM_NL__2PRFIN20070302_081339_000000402056_00050_26156_6480.N1	02-MAR-2007 08:13:39	Dark	40.000	134	Bet TrA	2.8100	6600.0	80	26156	No
77	GOM_NL__2PRFIN20070302_081455_000000362056_00050_26156_6481.N1	02-MAR-2007 08:14:55	Dark	36.000	145	Gam TrA	2.8720	10600.	72	26156	No
78	GOM_NL__2PRFIN20070302_081615_000000492056_00050_26156_6482.N1	02-MAR-2007 08:16:15	Dark	49.000	4	Alp1Cen	-0.010000	5800.0	98	26156	No
79	GOM_NL__2PRFIN20070302_081734_000000422056_00050_26156_6483.N1	02-MAR-2007 08:17:34	Dark	41.500	10	Bet Cen	0.61000	28000.	83	26156	No
80	GOM_NL__2PRFIN20070302_082007_000000422056_00050_26156_6484.N1	02-MAR-2007 08:20:07	Dark	42.000	12	Alp1Cru	0.77500	30000.	84	26156	No
81	GOM_NL__2PRFIN20070302_082235_000000472056_00050_26156_6485.N1	02-MAR-2007 08:22:35	Dark	46.500	64	Gam Cen	2.2000	10600.	93	26156	No
82	GOM_NL__2PRFIN20070302_082537_000000402056_00050_26156_6486.N1	02-MAR-2007 08:25:37	Straylight	40.000	113	Mu Vel	2.6920	5000.0	80	26156	No
83	GOM_NL__2PRFIN20070302_083809_000000462056_00050_26156_6487.N1	02-MAR-2007 08:38:09	Twilight_and_stray	46.000	48	30Alp Hya	1.9770	4100.0	92	26156	No
84	GOM_NL__2PRFIN20070302_084417_000000412056_00050_26156_6488.N1	02-MAR-2007 08:44:17	Bright	41.000	22	32Alp Leo	1.3600	15200.	82	26156	No
85	GOM_NL__2PRFIN20070302_084737_000000392056_00050_26156_6489.N1	02-MAR-2007 08:47:37	Bright	39.000	166	17Eps Leo	2.9800	6000.0	78	26156	No
86	GOM_NL__2PRFIN20070302_090608_000000342056_00050_26156_6490.N1	02-MAR-2007 09:06:08	Bright	34.000	49	1Alp UMi	1.9900	6300.0	68	26156	No
87	GOM_NL__2PRFIN20070302_091340_000000352056_00050_26156_6491.N1	02-MAR-2007 09:13:40	Bright	34.500	89	5Alp Cep	2.4510	8000.0	69	26156	No
88	GOM_NL__2PRFIN20070302_091845_000000352056_00050_26156_6492.N1	02-MAR-2007 09:18:45	Bright	34.500	19	50Alp Cyg	1.2460	10500.	69	26156	No
89	GOM_NL__2PRFIN20070302_092019_000000352056_00050_26156_6493.N1	02-MAR-2007 09:20:19	Bright	34.500	66	37Gam Cyg	2.2080	5900.0	69	26156	No
90	GOM_NL__2PRFIN20070302_092856_000000392056_00050_26156_6494.N1	02-MAR-2007 09:28:56	Bright	38.500	168	17Zet Aql	2.9860	11000.	77	26156	No
91	GOM_NL__2PRFIN20070302_093846_000000412056_00050_26156_6495.N1	02-MAR-2007 09:38:46	Dark	40.500	155	41Pi Sgr	2.9000	6600.0	81	26156	No
92	GOM_NL__2PRFIN20070302_094036_000000402056_00050_26156_6496.N1	02-MAR-2007 09:40:36	Dark	39.500	57	34Sig Sgr	2.0660	26000.	79	26156	No
93	GOM_NL__2PRFIN20070302_094343_000000452056_00050_26156_6497.N1	02-MAR-2007 09:43:43	Dark	45.000	38	20Eps Sgr	1.8360	11000.	90	26156	No
94	GOM_NL__2PRFIN20070302_094637_000000462056_00050_26156_6498.N1	02-MAR-2007 09:46:37	Dark	45.500	25	35Lam Sco	1.6200	28000.	91	26156	No
95	GOM_NL__2PRFIN20070302_095017_000000422056_00051_26157_6673.N1	02-MAR-2007 09:50:17	Dark	42.000	141	Bet Ara	2.8400	4600.0	84	26157	No
96	GOM_NL__2PRFIN20070302_095416_000000372056_00051_26157_6674.N1	02-MAR-2007 09:54:16	Dark	36.500	134	Bet TrA	2.8100	6600.0	73	26157	No
97	GOM_NL__2PRFIN20070302_095532_000000372056_00051_26157_6675.N1	02-MAR-2007 09:55:32	Dark	37.000	145	Gam TrA	2.8720	10600.	74	26157	No
98	GOM_NL__2PRFIN20070302_095651_000000572056_00051_26157_6676.N1	02-MAR-2007 09:56:51	Dark	57.000	4	Alp1Cen	-0.010000	5800.0	114	26157	No
99	GOM_NL__2PRFIN20070302_095811_000000422056_00051_26157_6677.N1	02-MAR-2007 09:58:11	Dark	42.000	10	Bet Cen	0.61000	28000.	84	26157	No
100	GOM_NL__2PRFIN20070302_100043_000000472056_00051_26157_6678.N1	02-MAR-2007 10:00:43	Dark	47.000	12	Alp1Cru	0.77500	30000.	94	26157	No
101	GOM_NL__2PRFIN20070302_100312_000000452056_00051_26157_6679.N1	02-MAR-2007 10:03:12	Dark	45.000	64	Gam Cen	2.2000	10600.	90	26157	No

102	GOM_NL__2PRFIN20070302_100614_000000402056_00051_26157_6680.N1	02-MAR-2007 10:06:14	Straylight	39.500	113	Mu Vel	2.6920	5000.0	79	26157	No
103	GOM_NL__2PRFIN20070302_101845_000000452056_00051_26157_6681.N1	02-MAR-2007 10:18:45	Tw_i_and_stray	44.500	48	30Alp Hya	1.9770	4100.0	89	26157	No
104	GOM_NL__2PRFIN20070302_102452_000000412056_00051_26157_6682.N1	02-MAR-2007 10:24:52	Bright	40.500	22	32Alp Leo	1.3600	15200.	81	26157	No
105	GOM_NL__2PRFIN20070302_102812_000000382056_00051_26157_6683.N1	02-MAR-2007 10:28:12	Bright	37.500	166	17Eps Leo	2.9800	6000.0	75	26157	No
106	GOM_NL__2PRFIN20070302_104644_000000362056_00051_26157_6684.N1	02-MAR-2007 10:46:44	Bright	35.500	49	1Alp UMi	1.9900	6300.0	71	26157	No
107	GOM_NL__2PRFIN20070302_105416_000000342056_00051_26157_6685.N1	02-MAR-2007 10:54:16	Bright	33.500	89	5Alp Cep	2.4510	8000.0	67	26157	No
108	GOM_NL__2PRFIN20070302_105921_000000332056_00051_26157_6686.N1	02-MAR-2007 10:59:21	Bright	32.500	19	50Alp Cyg	1.2460	10500.	65	26157	No
109	GOM_NL__2PRFIN20070302_110055_000000332056_00051_26157_6687.N1	02-MAR-2007 11:00:55	Bright	33.000	66	37Gam Cyg	2.2080	5900.0	66	26157	No
110	GOM_NL__2PRFIN20070302_110933_000000402056_00051_26157_6688.N1	02-MAR-2007 11:09:33	Bright	39.500	168	17Zet Aql	2.9860	11000.	79	26157	No
111	GOM_NL__2PRFIN20070302_111922_000000432056_00051_26157_6689.N1	02-MAR-2007 11:19:22	Dark	42.500	155	41Pi Sgr	2.9000	6600.0	85	26157	No
112	GOM_NL__2PRFIN20070302_112112_000000432056_00051_26157_6690.N1	02-MAR-2007 11:21:12	Dark	43.000	57	34Sig Sgr	2.0660	26000.	86	26157	No
113	GOM_NL__2PRFIN20070302_112420_000000442056_00051_26157_6691.N1	02-MAR-2007 11:24:20	Dark	43.500	38	20Eps Sgr	1.8360	11000.	87	26157	No
114	GOM_NL__2PRFIN20070302_112714_000000492056_00051_26157_6692.N1	02-MAR-2007 11:27:14	Dark	48.500	25	35Lam Sco	1.6200	28000.	97	26157	No
115	GOM_NL__2PRFIN20070302_113054_000000392056_00052_26158_6684.N1	02-MAR-2007 11:30:54	Dark	38.500	141	Bet Ara	2.8400	4600.0	77	26158	No
116	GOM_NL__2PRFIN20070302_113452_000000372056_00052_26158_6685.N1	02-MAR-2007 11:34:52	Dark	37.000	134	Bet TrA	2.8100	6600.0	74	26158	No
117	GOM_NL__2PRFIN20070302_113608_000000372056_00052_26158_6686.N1	02-MAR-2007 11:36:08	Dark	37.000	145	Gam TrA	2.8720	10600.	74	26158	No
118	GOM_NL__2PRFIN20070302_113728_000000442056_00052_26158_6687.N1	02-MAR-2007 11:37:28	Dark	43.500	4	Alp1Cen	-0.010000	5800.0	87	26158	No
119	GOM_NL__2PRFIN20070302_113847_000000432056_00052_26158_6688.N1	02-MAR-2007 11:38:47	Dark	42.500	10	Bet Cen	0.61000	28000.	85	26158	No
120	GOM_NL__2PRFIN20070302_114119_000000392056_00052_26158_6689.N1	02-MAR-2007 11:41:19	Dark	39.000	12	Alp1Cru	0.77500	30000.	78	26158	No
121	GOM_NL__2PRFIN20070302_114348_000000442056_00052_26158_6690.N1	02-MAR-2007 11:43:48	Dark	44.000	64	Gam Cen	2.2000	10600.	88	26158	No
122	GOM_NL__2PRFIN20070302_114650_000000382056_00052_26158_6691.N1	02-MAR-2007 11:46:50	Straylight	38.000	113	Mu Vel	2.6920	5000.0	76	26158	No
123	GOM_NL__2PRFIN20070302_115921_000000472056_00052_26158_6692.N1	02-MAR-2007 11:59:21	Tw_i_and_stray	46.500	48	30Alp Hya	1.9770	4100.0	93	26158	No
124	GOM_NL__2PRFIN20070302_120528_000000422056_00052_26158_6693.N1	02-MAR-2007 12:05:28	Bright	42.000	22	32Alp Leo	1.3600	15200.	84	26158	No
125	GOM_NL__2PRFIN20070302_120848_000000392056_00052_26158_6694.N1	02-MAR-2007 12:08:48	Bright	38.500	166	17Eps Leo	2.9800	6000.0	77	26158	No
126	GOM_NL__2PRFIN20070302_122720_000000342056_00052_26158_6695.N1	02-MAR-2007 12:27:20	Bright	33.500	49	1Alp UMi	1.9900	6300.0	67	26158	No
127	GOM_NL__2PRFIN20070302_123452_000000352056_00052_26158_6696.N1	02-MAR-2007 12:34:52	Bright	34.500	89	5Alp Cep	2.4510	8000.0	69	26158	No
128	GOM_NL__2PRFIN20070302_123957_000000352056_00052_26158_6697.N1	02-MAR-2007 12:39:57	Bright	34.500	19	50Alp Cyg	1.2460	10500.	69	26158	No
129	GOM_NL__2PRFIN20070302_124131_000000352056_00052_26158_6698.N1	02-MAR-2007 12:41:31	Bright	34.500	66	37Gam Cyg	2.2080	5900.0	69	26158	No
130	GOM_NL__2PRFIN20070302_125009_000000392056_00052_26158_6699.N1	02-MAR-2007 12:50:09	Bright	39.000	168	17Zet Aql	2.9860	11000.	78	26158	No
131	GOM_NL__2PRFIN20070302_125959_000000422056_00052_26158_6700.N1	02-MAR-2007 12:59:59	Dark	41.500	155	41Pi Sgr	2.9000	6600.0	83	26158	No
132	GOM_NL__2PRFIN20070302_130148_000000412056_00052_26158_6701.N1	02-MAR-2007 13:01:48	Dark	41.000	57	34Sig Sgr	2.0660	26000.	82	26158	No
133	GOM_NL__2PRFIN20070302_130456_000000452056_00052_26158_6702.N1	02-MAR-2007 13:04:56	Dark	45.000	38	20Eps Sgr	1.8360	11000.	90	26158	No
134	GOM_NL__2PRFIN20070302_130751_000000522056_00052_26158_6703.N1	02-MAR-2007 13:07:51	Dark	51.500	25	35Lam Sco	1.6200	28000.	103	26158	No
135	GOM_NL__2PRFIN20070302_131130_000000412056_00053_26159_6700.N1	02-MAR-2007 13:11:30	Dark	41.000	141	Bet Ara	2.8400	4600.0	82	26159	No
136	GOM_NL__2PRFIN20070302_131528_000000382056_00053_26159_6701.N1	02-MAR-2007 13:15:28	Dark	38.000	134	Bet TrA	2.8100	6600.0	76	26159	No
137	GOM_NL__2PRFIN20070302_131644_000000382056_00053_26159_6702.N1	02-MAR-2007 13:16:44	Dark	37.500	145	Gam TrA	2.8720	10600.	75	26159	No
138	GOM_NL__2PRFIN20070302_131804_000000452056_00053_26159_6703.N1	02-MAR-2007 13:18:04	Dark	45.000	4	Alp1Cen	-0.010000	5800.0	90	26159	No
139	GOM_NL__2PRFIN20070302_131923_000000442056_00053_26159_6704.N1	02-MAR-2007 13:19:23	Dark	43.500	10	Bet Cen	0.61000	28000.	87	26159	No
140	GOM_NL__2PRFIN20070302_132156_000000482056_00053_26159_6705.N1	02-MAR-2007 13:21:56	Dark	48.000	12	Alp1Cru	0.77500	30000.	96	26159	No
141	GOM_NL__2PRFIN20070302_132425_000000432056_00053_26159_6706.N1	02-MAR-2007 13:24:25	Dark	42.500	64	Gam Cen	2.2000	10600.	85	26159	No
142	GOM_NL__2PRFIN20070302_132726_000000382056_00053_26159_6707.N1	02-MAR-2007 13:27:26	Straylight	38.000	113	Mu Vel	2.6920	5000.0	76	26159	No
143	GOM_NL__2PRFIN20070302_133957_000000442056_00053_26159_6708.N1	02-MAR-2007 13:39:57	Tw_i_and_stray	44.000	48	30Alp Hya	1.9770	4100.0	88	26159	No
144	GOM_NL__2PRFIN20070302_134604_000000422056_00053_26159_6709.N1	02-MAR-2007 13:46:04	Bright	41.500	22	32Alp Leo	1.3600	15200.	83	26159	No
145	GOM_NL__2PRFIN20070302_134924_000000392056_00053_26159_6710.N1	02-MAR-2007 13:49:24	Bright	38.500	166	17Eps Leo	2.9800	6000.0	77	26159	No
146	GOM_NL__2PRFIN20070302_140756_000000352056_00053_26159_6711.N1	02-MAR-2007 14:07:56	Bright	34.500	49	1Alp UMi	1.9900	6300.0	69	26159	No
147	GOM_NL__2PRFIN20070302_141528_000000342056_00053_26159_6712.N1	02-MAR-2007 14:15:28	Bright	34.000	89	5Alp Cep	2.4510	8000.0	68	26159	No
148	GOM_NL__2PRFIN20070302_142033_000000352056_00053_26159_6713.N1	02-MAR-2007 14:20:33	Bright	34.500	19	50Alp Cyg	1.2460	10500.	69	26159	No
149	GOM_NL__2PRFIN20070302_142207_000000342056_00053_26159_6714.N1	02-MAR-2007 14:22:07	Bright	34.000	66	37Gam Cyg	2.2080	5900.0	68	26159	No
150	GOM_NL__2PRFIN20070302_143045_000000412056_00053_26159_6715.N1	02-MAR-2007 14:30:45	Bright	40.500	168	17Zet Aql	2.9860	11000.	81	26159	No
151	GOM_NL__2PRFIN20070302_144035_000000422056_00053_26159_6716.N1	02-MAR-2007 14:40:35	Dark	41.500	155	41Pi Sgr	2.9000	6600.0	83	26159	No
152	GOM_NL__2PRFIN20070302_144225_000000402056_00053_26159_6717.N1	02-MAR-2007 14:42:25	Dark	40.000	57	34Sig Sgr	2.0660	26000.	80	26159	No
153	GOM_NL__2PRFIN20070302_144533_000000422056_00053_26159_6718.N1	02-MAR-2007 14:45:33	Dark	41.500	38	20Eps Sgr	1.8360	11000.	83	26159	No
154	GOM_NL__2PRFIN20070302_144827_000000432056_00053_26159_6719.N1	02-MAR-2007 14:48:27	Dark	42.500	25	35Lam Sco	1.6200	28000.	85	26159	No
155	GOM_NL__2PRFIN20070302_145207_000000412056_00054_26160_6831.N1	02-MAR-2007 14:52:07	Dark	40.500	141	Bet Ara	2.8400	4600.0	81	26160	No
156	GOM_NL__2PRFIN20070302_145510_000000392056_00054_26160_6832.N1	02-MAR-2007 14:55:10	Dark	39.000	43	Alp TrA	1.9100	4250.0	78	26160	No
157	GOM_NL__2PRFIN20070302_145720_000000372056_00054_26160_6833.N1	02-MAR-2007 14:57:20	Dark	37.000	145	Gam TrA	2.8720	10600.	74	26160	No
158	GOM_NL__2PRFIN20070302_145841_000000462056_00054_26160_6834.N1	02-MAR-2007 14:58:41	Dark	45.500	4	Alp1Cen	-0.010000	5800.0	91	26160	No
159	GOM_NL__2PRFIN20070302_150000_000000412056_00054_26160_6835.N1	02-MAR-2007 15:00:00	Dark	41.000	10	Bet Cen	0.61000	28000.	82	26160	No
160	GOM_NL__2PRFIN20070302_150232_000000412056_00054_26160_6836.N1	02-MAR-2007 15:02:32	Dark	40.500	12	Alp1Cru	0.77500	30000.	81	26160	No

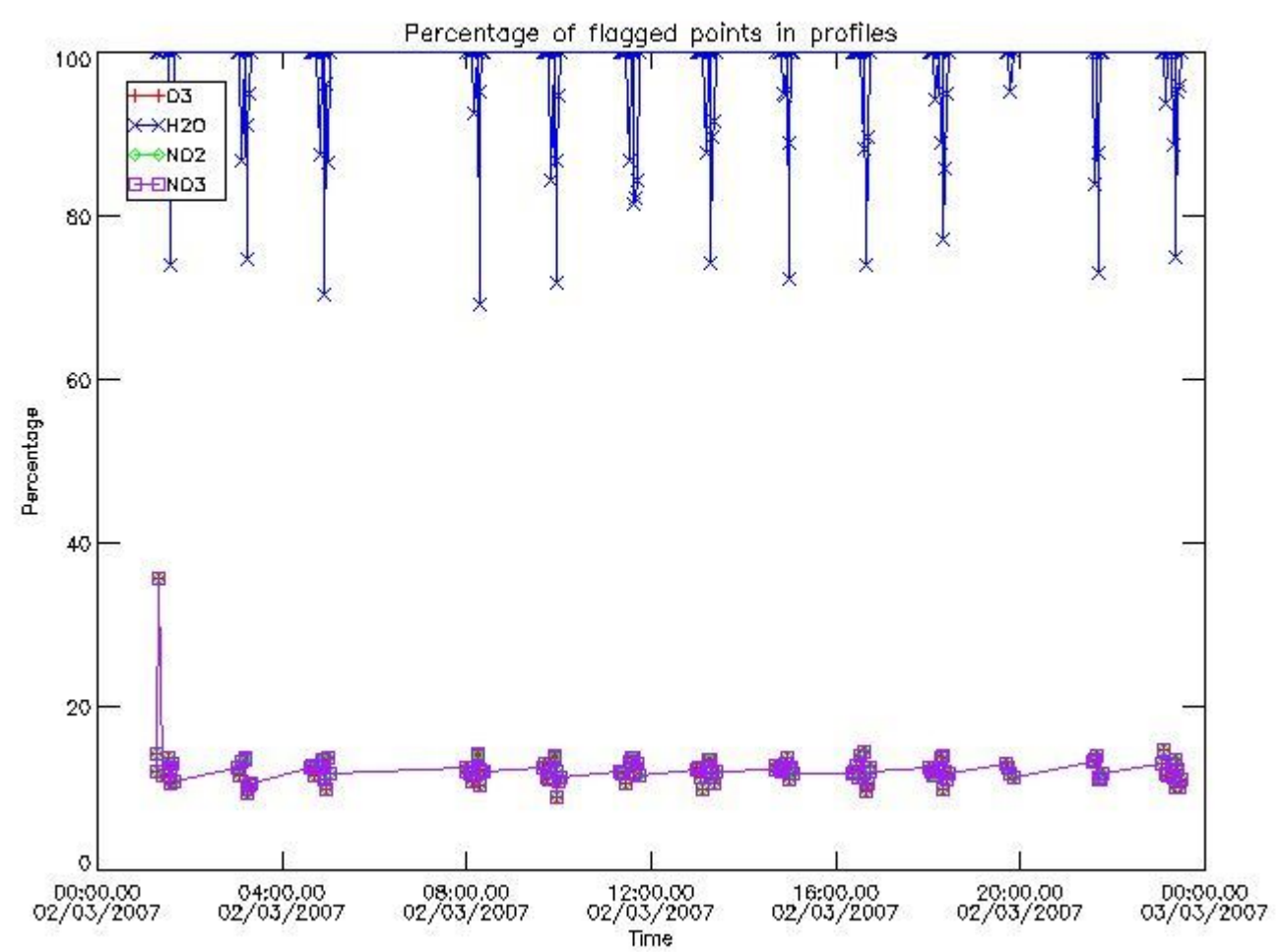
161	GOM_NL__2PRFIN20070302_150501_000000432056_00054_26160_6837.N1	02-MAR-2007 15:05:01	Dark	43.000	64	Gam Cen	2.2000	10600.	86	26160	No
162	GOM_NL__2PRFIN20070302_150802_000000412056_00054_26160_6838.N1	02-MAR-2007 15:08:02	Straylight	41.000	113	Mu Vel	2.6920	5000.0	82	26160	No
163	GOM_NL__2PRFIN20070302_152033_000000452056_00054_26160_6839.N1	02-MAR-2007 15:20:33	Twilight_and_stray	45.000	48	30Alp Hya	1.9770	4100.0	90	26160	No
164	GOM_NL__2PRFIN20070302_153000_000000372056_00054_26160_6840.N1	02-MAR-2007 15:30:00	Bright	37.000	166	17Eps Leo	2.9800	6000.0	74	26160	No
165	GOM_NL__2PRFIN20070302_154832_000000362056_00054_26160_6841.N1	02-MAR-2007 15:48:32	Bright	36.000	49	1Alp UMi	1.9900	6300.0	72	26160	No
166	GOM_NL__2PRFIN20070302_155604_000000362056_00054_26160_6842.N1	02-MAR-2007 15:56:04	Bright	35.500	89	5Alp Cep	2.4510	8000.0	71	26160	No
167	GOM_NL__2PRFIN20070302_160109_000000332056_00054_26160_6843.N1	02-MAR-2007 16:01:09	Bright	33.000	19	50Alp Cyg	1.2460	10500.	66	26160	No
168	GOM_NL__2PRFIN20070302_160243_000000352056_00054_26160_6844.N1	02-MAR-2007 16:02:43	Bright	34.500	66	37Gam Cyg	2.2080	5900.0	69	26160	No
169	GOM_NL__2PRFIN20070302_161121_000000402056_00054_26160_6845.N1	02-MAR-2007 16:11:21	Bright	39.500	168	17Zet Aql	2.9860	11000.	79	26160	No
170	GOM_NL__2PRFIN20070302_162112_000000442056_00054_26160_6846.N1	02-MAR-2007 16:21:12	Dark	43.500	155	41Pi Sgr	2.9000	6600.0	87	26160	No
171	GOM_NL__2PRFIN20070302_162301_000000432056_00054_26160_6847.N1	02-MAR-2007 16:23:01	Dark	42.500	57	34Sig Sgr	2.0660	26000.	85	26160	No
172	GOM_NL__2PRFIN20070302_162610_000000442056_00054_26160_6848.N1	02-MAR-2007 16:26:10	Dark	43.500	38	20Eps Sgr	1.8360	11000.	87	26160	No
173	GOM_NL__2PRFIN20070302_162904_000000452056_00054_26160_6849.N1	02-MAR-2007 16:29:04	Dark	45.000	25	35Lam Sco	1.6200	28000.	90	26160	No
174	GOM_NL__2PRFIN20070302_163243_000000402056_00055_26161_6889.N1	02-MAR-2007 16:32:43	Dark	40.000	141	Bet Ara	2.8400	4600.0	80	26161	No
175	GOM_NL__2PRFIN20070302_163547_000000432056_00055_26161_6890.N1	02-MAR-2007 16:35:47	Dark	43.000	43	Alp TrA	1.9100	4250.0	86	26161	No
176	GOM_NL__2PRFIN20070302_163757_000000362056_00055_26161_6891.N1	02-MAR-2007 16:37:57	Dark	35.500	145	Gam TrA	2.8720	10600.	71	26161	No
177	GOM_NL__2PRFIN20070302_163917_000000532056_00055_26161_6892.N1	02-MAR-2007 16:39:17	Dark	52.500	4	Alp1Cen	-0.010000	5800.0	105	26161	No
178	GOM_NL__2PRFIN20070302_164037_000000492056_00055_26161_6893.N1	02-MAR-2007 16:40:37	Dark	48.500	10	Bet Cen	0.61000	28000.	97	26161	No
179	GOM_NL__2PRFIN20070302_164309_000000412056_00055_26161_6894.N1	02-MAR-2007 16:43:09	Dark	40.500	12	Alp1Cru	0.77500	30000.	81	26161	No
180	GOM_NL__2PRFIN20070302_164538_000000432056_00055_26161_6895.N1	02-MAR-2007 16:45:38	Dark	42.500	64	Gam Cen	2.2000	10600.	85	26161	No
181	GOM_NL__2PRFIN20070302_164839_000000402056_00055_26161_6896.N1	02-MAR-2007 16:48:39	Straylight	40.000	113	Mu Vel	2.6920	5000.0	80	26161	No
182	GOM_NL__2PRFIN20070302_170109_000000422056_00055_26161_6897.N1	02-MAR-2007 17:01:09	Twilight_and_stray	41.500	48	30Alp Hya	1.9770	4100.0	83	26161	No
183	GOM_NL__2PRFIN20070302_171035_000000372056_00055_26161_6898.N1	02-MAR-2007 17:10:35	Bright	37.000	166	17Eps Leo	2.9800	6000.0	74	26161	No
184	GOM_NL__2PRFIN20070302_172908_000000482056_00055_26161_6899.N1	02-MAR-2007 17:29:08	Bright	47.500	49	1Alp UMi	1.9900	6300.0	95	26161	No
185	GOM_NL__2PRFIN20070302_173640_000000522056_00055_26161_6900.N1	02-MAR-2007 17:36:40	Bright	52.000	89	5Alp Cep	2.4510	8000.0	104	26161	No
186	GOM_NL__2PRFIN20070302_174145_000000352056_00055_26161_6901.N1	02-MAR-2007 17:41:45	Bright	35.000	19	50Alp Cyg	1.2460	10500.	70	26161	No
187	GOM_NL__2PRFIN20070302_174319_000000342056_00055_26161_6902.N1	02-MAR-2007 17:43:19	Bright	34.000	66	37Gam Cyg	2.2080	5900.0	68	26161	No
188	GOM_NL__2PRFIN20070302_175158_000000402056_00055_26161_6903.N1	02-MAR-2007 17:51:58	Bright	39.500	168	17Zet Aql	2.9860	11000.	79	26161	No
189	GOM_NL__2PRFIN20070302_180148_000000412056_00055_26161_6904.N1	02-MAR-2007 18:01:48	Dark	41.000	155	41Pi Sgr	2.9000	6600.0	82	26161	No
190	GOM_NL__2PRFIN20070302_180338_000000422056_00055_26161_6905.N1	02-MAR-2007 18:03:38	Dark	42.000	57	34Sig Sgr	2.0660	26000.	84	26161	No
191	GOM_NL__2PRFIN20070302_180646_000000452056_00055_26161_6906.N1	02-MAR-2007 18:06:46	Dark	44.500	38	20Eps Sgr	1.8360	11000.	89	26161	No
192	GOM_NL__2PRFIN20070302_180941_000000452056_00055_26161_6907.N1	02-MAR-2007 18:09:41	Dark	44.500	25	35Lam Sco	1.6200	28000.	89	26161	No
193	GOM_NL__2PRFIN20070302_181320_000000422056_00056_26162_6900.N1	02-MAR-2007 18:13:20	Dark	41.500	141	Bet Ara	2.8400	4600.0	83	26162	No
194	GOM_NL__2PRFIN20070302_181623_000000412056_00056_26162_6901.N1	02-MAR-2007 18:16:23	Dark	41.000	43	Alp TrA	1.9100	4250.0	82	26162	No
195	GOM_NL__2PRFIN20070302_181833_000000372056_00056_26162_6902.N1	02-MAR-2007 18:18:33	Dark	36.500	145	Gam TrA	2.8720	10600.	73	26162	No
196	GOM_NL__2PRFIN20070302_181954_000000572056_00056_26162_6903.N1	02-MAR-2007 18:19:54	Dark	57.000	4	Alp1Cen	-0.010000	5800.0	114	26162	No
197	GOM_NL__2PRFIN20070302_182113_000000432056_00056_26162_6904.N1	02-MAR-2007 18:21:13	Dark	42.500	10	Bet Cen	0.61000	28000.	85	26162	No
198	GOM_NL__2PRFIN20070302_182345_000000502056_00056_26162_6905.N1	02-MAR-2007 18:23:45	Dark	50.000	12	Alp1Cru	0.77500	30000.	100	26162	No
199	GOM_NL__2PRFIN20070302_182615_000000432056_00056_26162_6906.N1	02-MAR-2007 18:26:15	Dark	43.000	64	Gam Cen	2.2000	10600.	86	26162	No
200	GOM_NL__2PRFIN20070302_182915_000000432056_00056_26162_6907.N1	02-MAR-2007 18:29:15	Straylight	42.500	113	Mu Vel	2.6920	5000.0	85	26162	No
201	GOM_NL__2PRFIN20070302_184145_000000442056_00056_26162_6908.N1	02-MAR-2007 18:41:45	Twilight_and_stray	44.000	48	30Alp Hya	1.9770	4100.0	88	26162	No
202	GOM_NL__2PRFIN20070302_185111_000000372056_00056_26162_6909.N1	02-MAR-2007 18:51:11	Bright	37.000	166	17Eps Leo	2.9800	6000.0	74	26162	No
203	GOM_NL__2PRFIN20070302_190944_000000372056_00056_26162_6910.N1	02-MAR-2007 19:09:44	Bright	36.500	49	1Alp UMi	1.9900	6300.0	73	26162	No
204	GOM_NL__2PRFIN20070302_191716_000000362056_00056_26162_6911.N1	02-MAR-2007 19:17:16	Bright	35.500	89	5Alp Cep	2.4510	8000.0	71	26162	No
205	GOM_NL__2PRFIN20070302_192222_000000352056_00056_26162_6912.N1	02-MAR-2007 19:22:22	Bright	35.000	19	50Alp Cyg	1.2460	10500.	70	26162	No
206	GOM_NL__2PRFIN20070302_192356_000000352056_00056_26162_6913.N1	02-MAR-2007 19:23:56	Bright	35.000	66	37Gam Cyg	2.2080	5900.0	70	26162	No
207	GOM_NL__2PRFIN20070302_193234_000000392056_00056_26162_6914.N1	02-MAR-2007 19:32:34	Bright	38.500	168	17Zet Aql	2.9860	11000.	77	26162	No
208	GOM_NL__2PRFIN20070302_194225_000000402056_00056_26162_6915.N1	02-MAR-2007 19:42:25	Dark	39.500	155	41Pi Sgr	2.9000	6600.0	79	26162	No
209	GOM_NL__2PRFIN20070302_194415_000000412056_00056_26162_6916.N1	02-MAR-2007 19:44:15	Dark	41.000	57	34Sig Sgr	2.0660	26000.	82	26162	No
210	GOM_NL__2PRFIN20070302_194723_000000432056_00056_26162_6917.N1	02-MAR-2007 19:47:23	Dark	43.000	38	20Eps Sgr	1.8360	11000.	86	26162	No
211	GOM_NL__2PRFIN20070302_195018_000000452056_00056_26162_6918.N1	02-MAR-2007 19:50:18	Dark	45.000	25	35Lam Sco	1.6200	28000.	90	26162	No
212	GOM_NL__2PRFIN20070302_213433_000000392056_00058_26164_6928.N1	02-MAR-2007 21:34:33	Dark	38.500	141	Bet Ara	2.8400	4600.0	77	26164	No
213	GOM_NL__2PRFIN20070302_213736_000000382056_00058_26164_6929.N1	02-MAR-2007 21:37:36	Dark	37.500	43	Alp TrA	1.9100	4250.0	75	26164	No
214	GOM_NL__2PRFIN20070302_213946_000000372056_00058_26164_6930.N1	02-MAR-2007 21:39:46	Dark	36.500	145	Gam TrA	2.8720	10600.	73	26164	No
215	GOM_NL__2PRFIN20070302_214107_000000452056_00058_26164_6931.N1	02-MAR-2007 21:41:07	Dark	45.000	4	Alp1Cen	-0.010000	5800.0	90	26164	No
216	GOM_NL__2PRFIN20070302_214226_000000462056_00058_26164_6932.N1	02-MAR-2007 21:42:26	Dark	45.500	10	Bet Cen	0.61000	28000.	91	26164	No
217	GOM_NL__2PRFIN20070302_214458_000000462056_00058_26164_6933.N1	02-MAR-2007 21:44:58	Dark	45.500	12	Alp1Cru	0.77500	30000.	91	26164	No
218	GOM_NL__2PRFIN20070302_214728_000000432056_00058_26164_6934.N1	02-MAR-2007 21:47:28	Dark	43.000	64	Gam Cen	2.2000	10600.	86	26164	No
219	GOM_NL__2PRFIN20070302_215027_000000422056_00058_26164_6935.N1	02-MAR-2007 21:50:27	Straylight	41.500	113	Mu Vel	2.6920	5000.0	83	26164	No

220	GOM_NL__2PRFIN20070302_220258_000000452056_00058_26164_6936.N1	02-MAR-2007 22:02:58	Twilight	45.000	48	30Alp Hya	1.9770	4100.0	90	26164	No
221	GOM_NL__2PRFIN20070302_221223_000000372056_00058_26164_6937.N1	02-MAR-2007 22:12:23	Bright	36.500	166	17Eps Leo	2.9800	6000.0	73	26164	No
222	GOM_NL__2PRFIN20070302_223056_000000362056_00058_26164_6938.N1	02-MAR-2007 22:30:56	Bright	35.500	49	1Alp UMi	1.9900	6300.0	71	26164	No
223	GOM_NL__2PRFIN20070302_223828_000000342056_00058_26164_6939.N1	02-MAR-2007 22:38:28	Bright	33.500	89	5Alp Cep	2.4510	8000.0	67	26164	No
224	GOM_NL__2PRFIN20070302_224333_000000342056_00058_26164_6940.N1	02-MAR-2007 22:43:33	Bright	33.500	19	50Alp Cyg	1.2460	10500.	67	26164	No
225	GOM_NL__2PRFIN20070302_224507_000000332056_00058_26164_6941.N1	02-MAR-2007 22:45:07	Bright	33.000	66	37Gam Cyg	2.2080	5900.0	66	26164	No
226	GOM_NL__2PRFIN20070302_225346_000000402056_00058_26164_6942.N1	02-MAR-2007 22:53:46	Bright	39.500	168	17Zet Aql	2.9860	11000.	79	26164	No
227	GOM_NL__2PRFIN20070302_230337_000000402056_00058_26164_6943.N1	02-MAR-2007 23:03:37	Dark	39.500	155	41Pi Sgr	2.9000	6600.0	79	26164	No
228	GOM_NL__2PRFIN20070302_230527_000000422056_00058_26164_6944.N1	02-MAR-2007 23:05:27	Dark	41.500	57	34Sig Sgr	2.0660	26000.	83	26164	No
229	GOM_NL__2PRFIN20070302_230836_000000482056_00058_26164_6945.N1	02-MAR-2007 23:08:36	Dark	47.500	38	20Eps Sgr	1.8360	11000.	95	26164	No
230	GOM_NL__2PRFIN20070302_231131_000000442056_00058_26164_6946.N1	02-MAR-2007 23:11:31	Dark	44.000	25	35Lam Sco	1.6200	28000.	88	26164	No
231	GOM_NL__2PRFIN20070302_231509_000000392056_00059_26165_6969.N1	02-MAR-2007 23:15:09	Dark	39.000	141	Bet Ara	2.8400	4600.0	78	26165	No
232	GOM_NL__2PRFIN20070302_231812_000000452056_00059_26165_6970.N1	02-MAR-2007 23:18:12	Dark	45.000	43	Alp TrA	1.9100	4250.0	90	26165	No
233	GOM_NL__2PRFIN20070302_232022_000000382056_00059_26165_6971.N1	02-MAR-2007 23:20:22	Dark	37.500	145	Gam TrA	2.8720	10600.	75	26165	No
234	GOM_NL__2PRFIN20070302_232144_000000512056_00059_26165_6972.N1	02-MAR-2007 23:21:44	Dark	50.500	4	Alp1Cen	-0.010000	5800.0	101	26165	No
235	GOM_NL__2PRFIN20070302_232303_000000422056_00059_26165_6973.N1	02-MAR-2007 23:23:03	Dark	41.500	10	Bet Cen	0.61000	28000.	83	26165	No
236	GOM_NL__2PRFIN20070302_232534_000000502056_00059_26165_6974.N1	02-MAR-2007 23:25:34	Dark	50.000	12	Alp1Cru	0.77500	30000.	100	26165	No
237	GOM_NL__2PRFIN20070302_232804_000000462056_00059_26165_6975.N1	02-MAR-2007 23:28:04	Dark	46.000	64	Gam Cen	2.2000	10600.	92	26165	No
238	GOM_NL__2PRFIN20070302_233103_000000432056_00059_26165_6976.N1	02-MAR-2007 23:31:03	Straylight	42.500	113	Mu Vel	2.6920	5000.0	85	26165	No
239	GOM_NL__2PRFIN20070302_234334_000000442056_00059_26165_6977.N1	02-MAR-2007 23:43:34	Twilight	44.000	48	30Alp Hya	1.9770	4100.0	88	26165	No
240	GOM_NL__2PRFIN20070302_235259_000000382056_00059_26165_6978.N1	02-MAR-2007 23:52:59	Bright	37.500	166	17Eps Leo	2.9800	6000.0	75	26165	No

3. Quality information per product

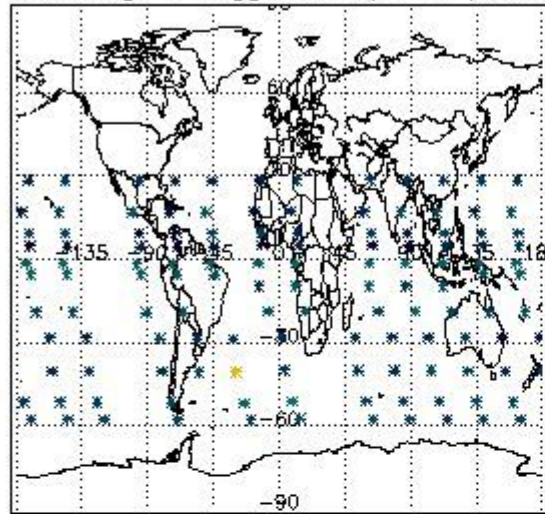
In this section it is plotted some information contained in the Quality Summary data set of the level 2 products. Only products in dark limb conditions and without errors (error flag in the MPH set to "0") are used.

3.1 Plot quality information per product (time dependant)

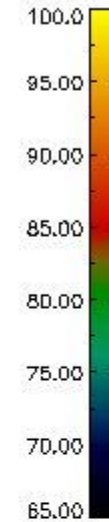
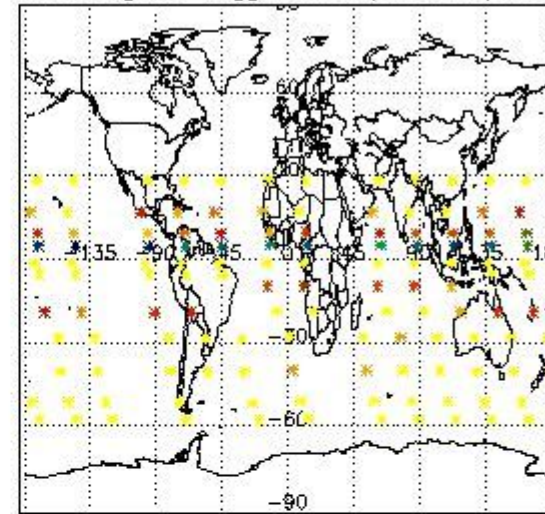


3.2 Plot quality information per product (world map)

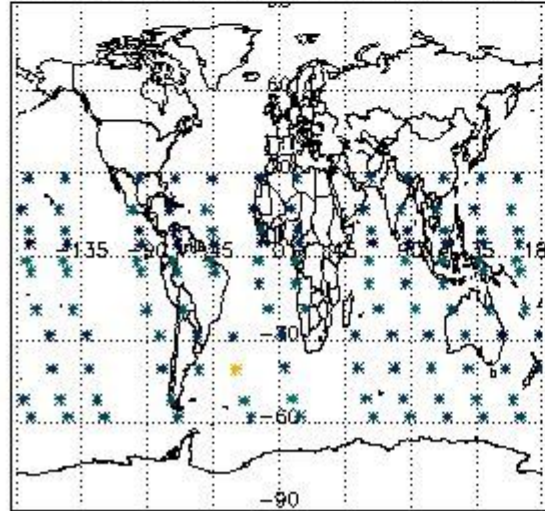
Percentage of flagged data per O3 profile



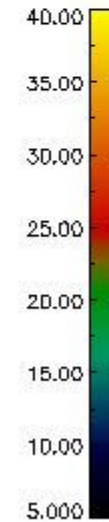
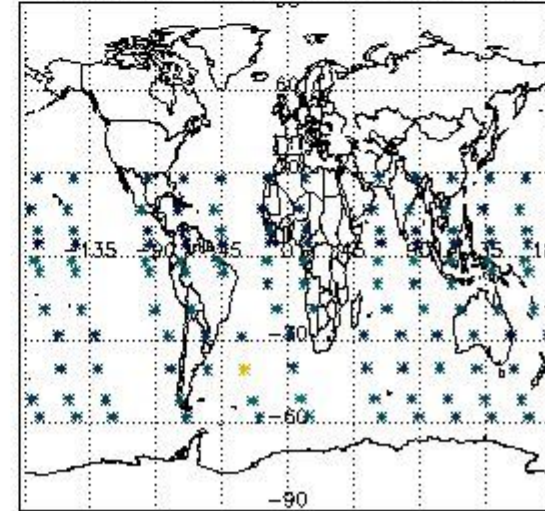
Percentage of flagged data per H2O profile



Percentage of flagged data per NO2 profile



Percentage of flagged data per NO3 profile

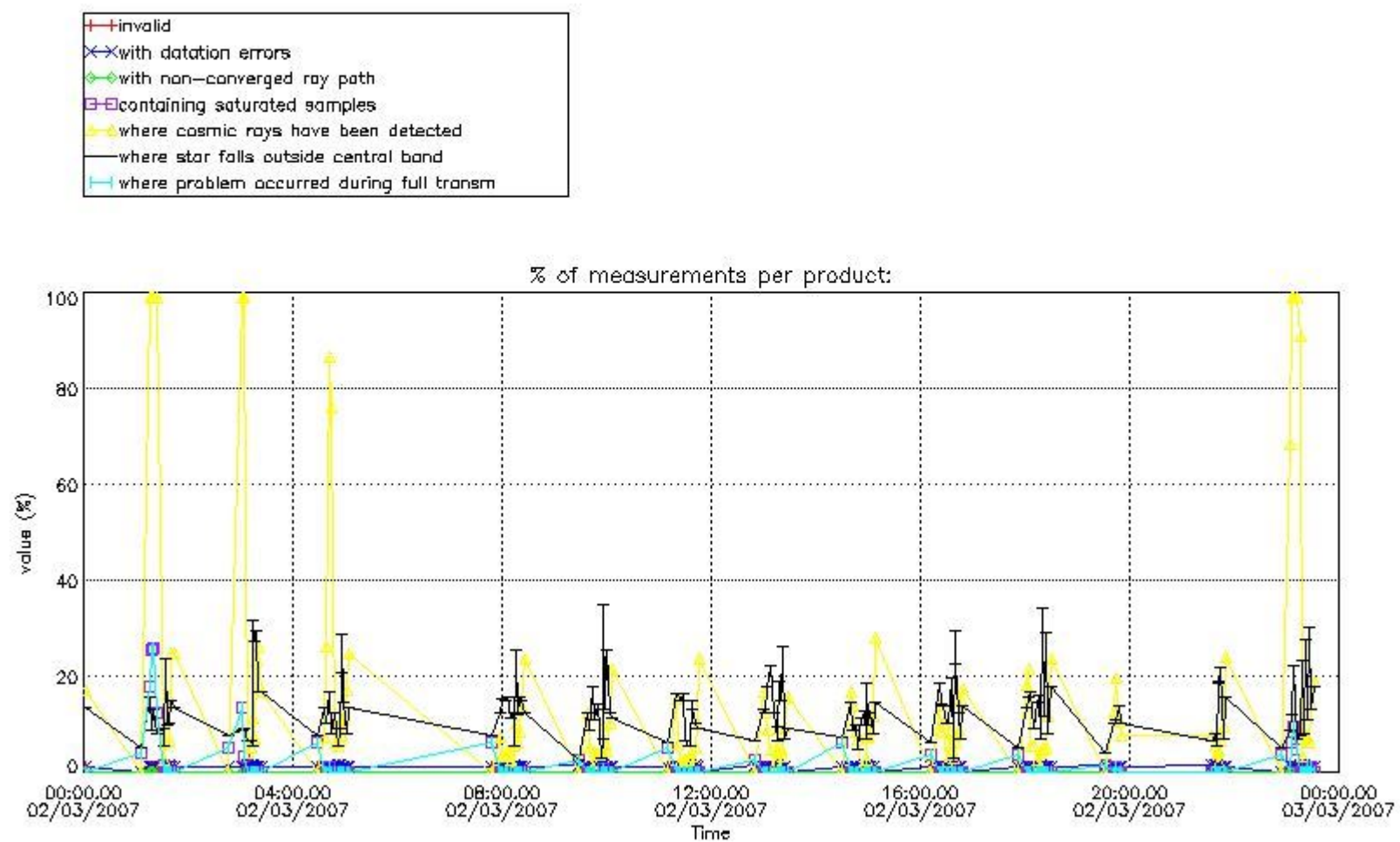


4. Level 1 quality information per product

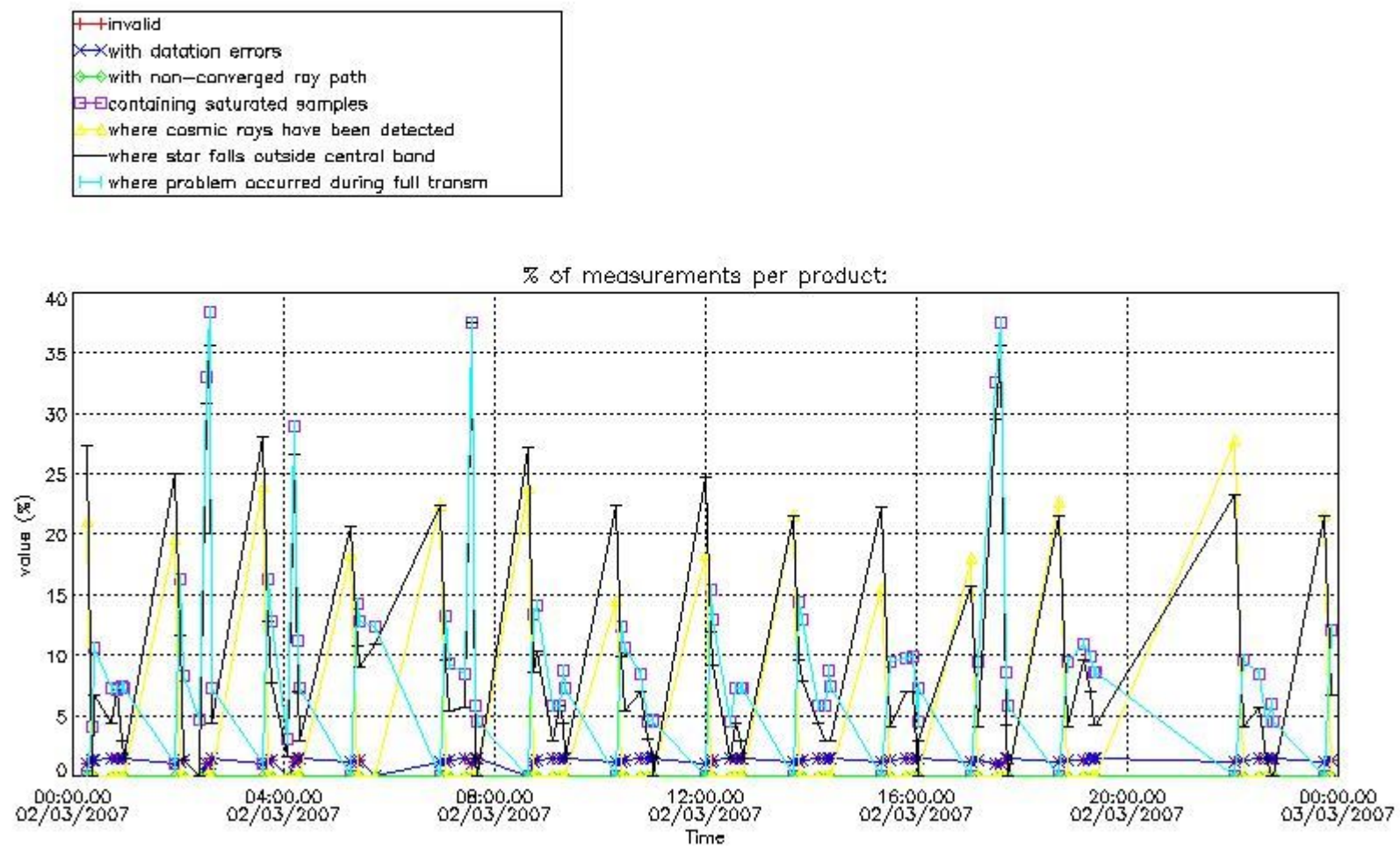
In this section it is plotted some information contained in the Quality Summary data set of the level 2 products that comes from the level 1b processing. Products without errors (error flag in the MPH set to "0") are used.

4.1 Plot quality information per product (time dependant) coming from level 1b processing

4.1.1 Plot level 1 quality information per product (time dependant): ENVISAT ASCENDING passes



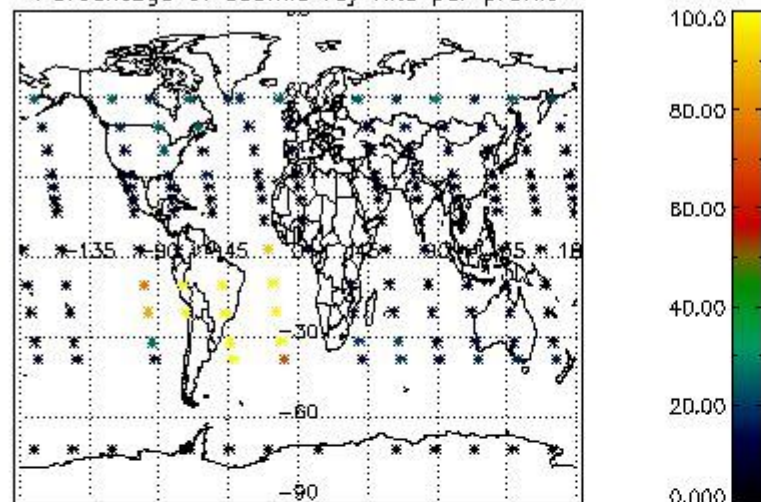
4.1.2 Plot level 1 quality information per product (time dependant): ENVI SAT DESCENDING passes



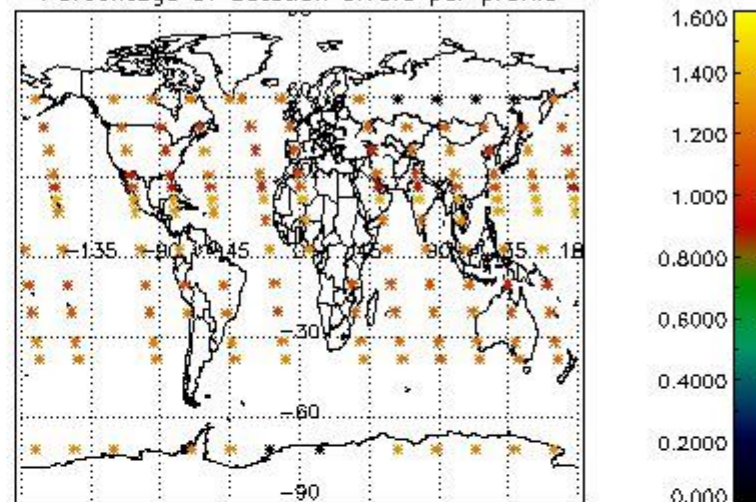
4.2 Plot quality information per product coming from level 1b processing (world map)

4.2.1 Plot level 1 quality information per product (world map): ENVISAT ASCENDING passes

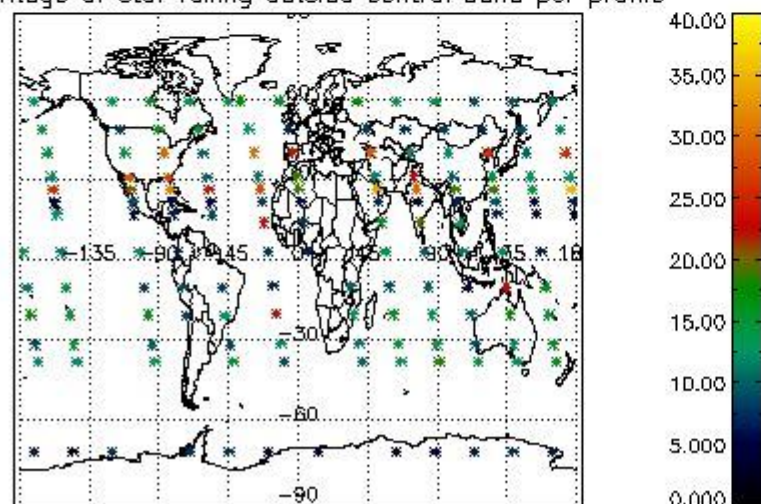
Percentage of cosmic ray hits per profile



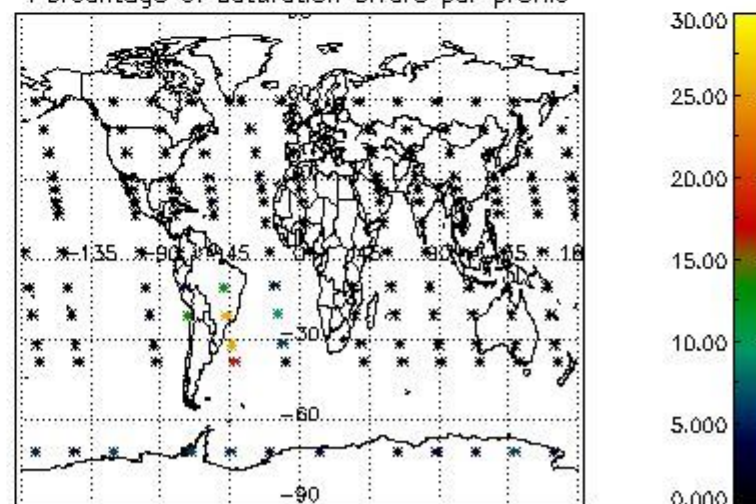
Percentage of datation errors per profile



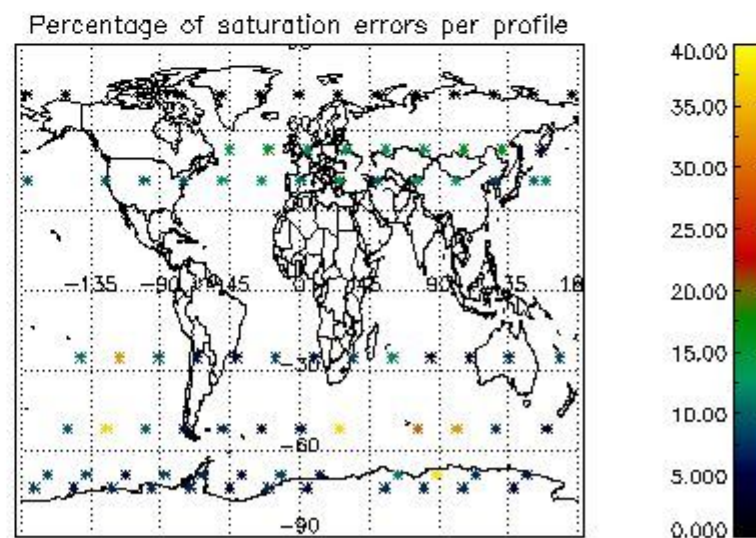
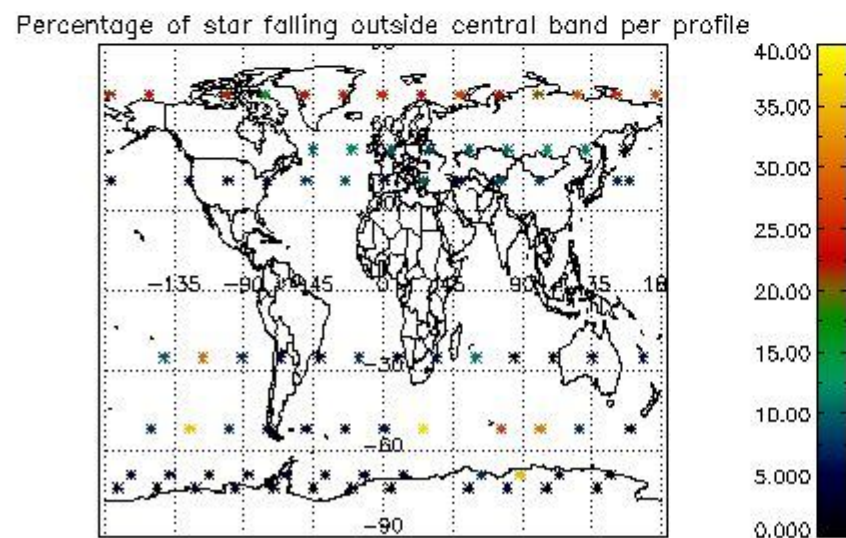
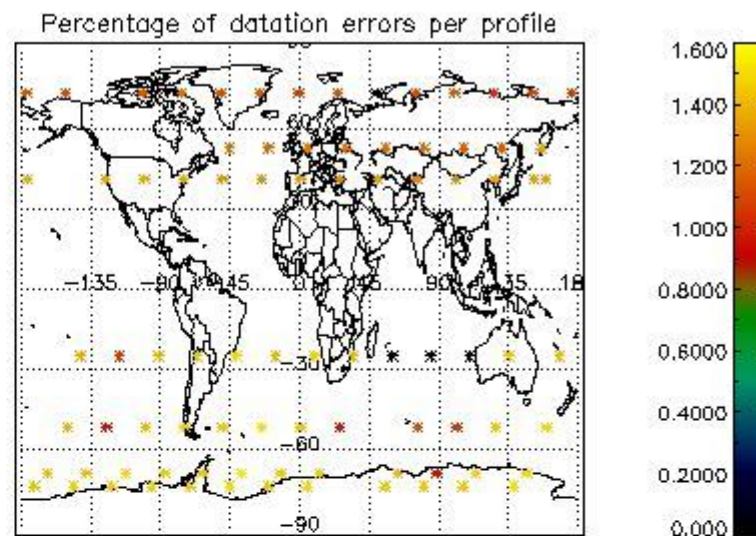
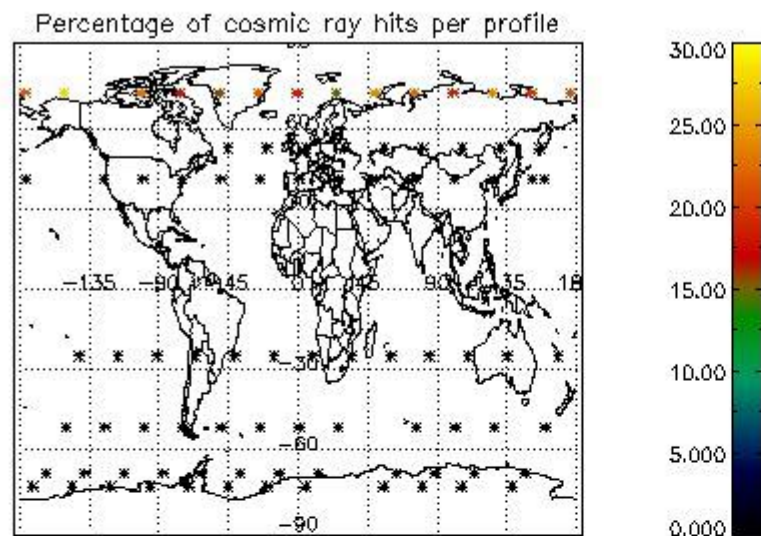
Percentage of star falling outside central band per profile



Percentage of saturation errors per profile



4.2.2 Plot level 1 quality information per product (world map): ENVISAT DESCENDING passes



5. Trace gas profiles

5.1 Ozone statistics based on quality of products

The final quality of the products can be "measured" using the STD (Standard Deviation) attached to every point profile. This information is written to the parameter GOM_NL__2P/NL_LOCAL_SPECIES_DENSITY/o3_std of the level 2 products. The table below shows the statistics for given STD ranges.

The statistics are given with respect to the overall valid production:

- Products without fatal errors: GOM_NL__2P/MPH/PRODUCT_ERR=0
- Valid point profile: GOM_NL__2P/NL_LOCAL_SPECIES_DENSITY/pcd(0)=0

The 'Criteria' is applied to valid points of dark limb products:

- Products in dark limb illumination condition: GOM_NL__2P/NL_SUMMARY_QUALITY/obs_ill_cond=0
- Products without fatal errors: GOM_NL__2P/MPH/PRODUCT_ERR=0
- Valid point profile: GOM_NL__2P/NL_LOCAL_SPECIES_DENSITY/pcd(0)=0

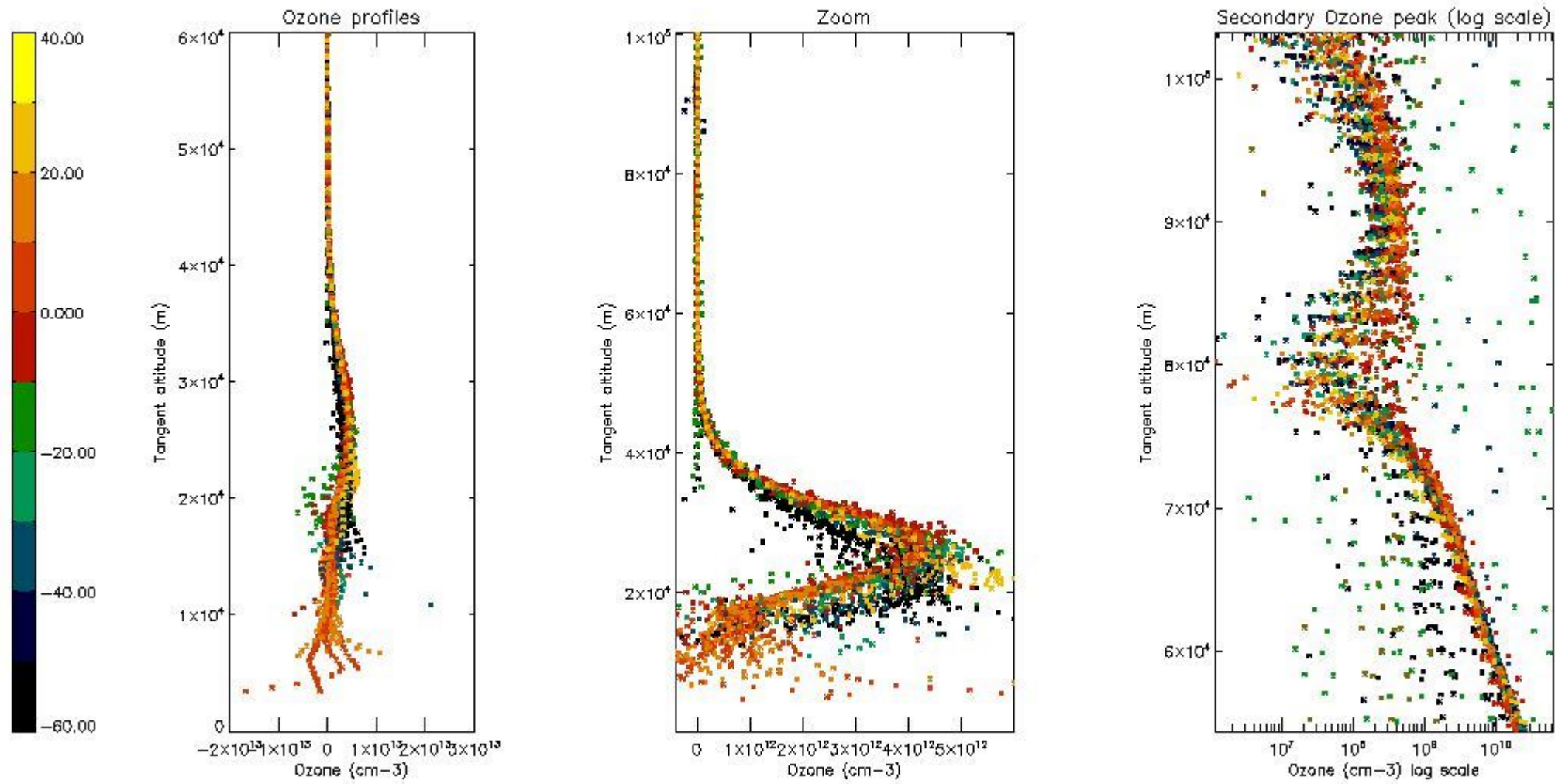
So, the table below shows the percentage of dark limb and valid observations for each criteria with respect to the overall valid daily observations.

Criteria	% of total production
All STD	57
STD < 20	32

STD < 10	26
STD < 5	18

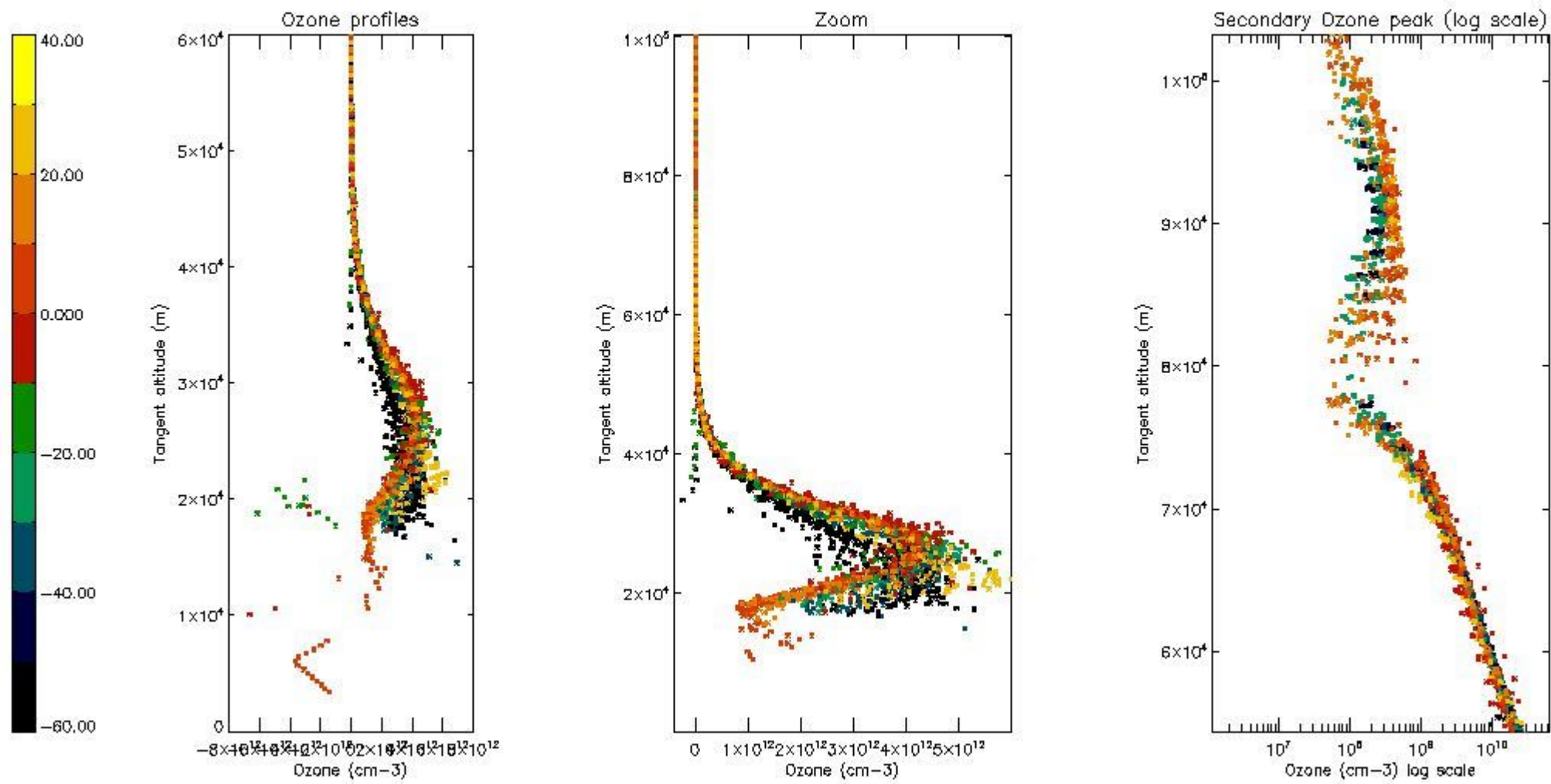
5.2 Plot ozone profiles for all STD (dark without errors)

The colorbar represents the latitude.



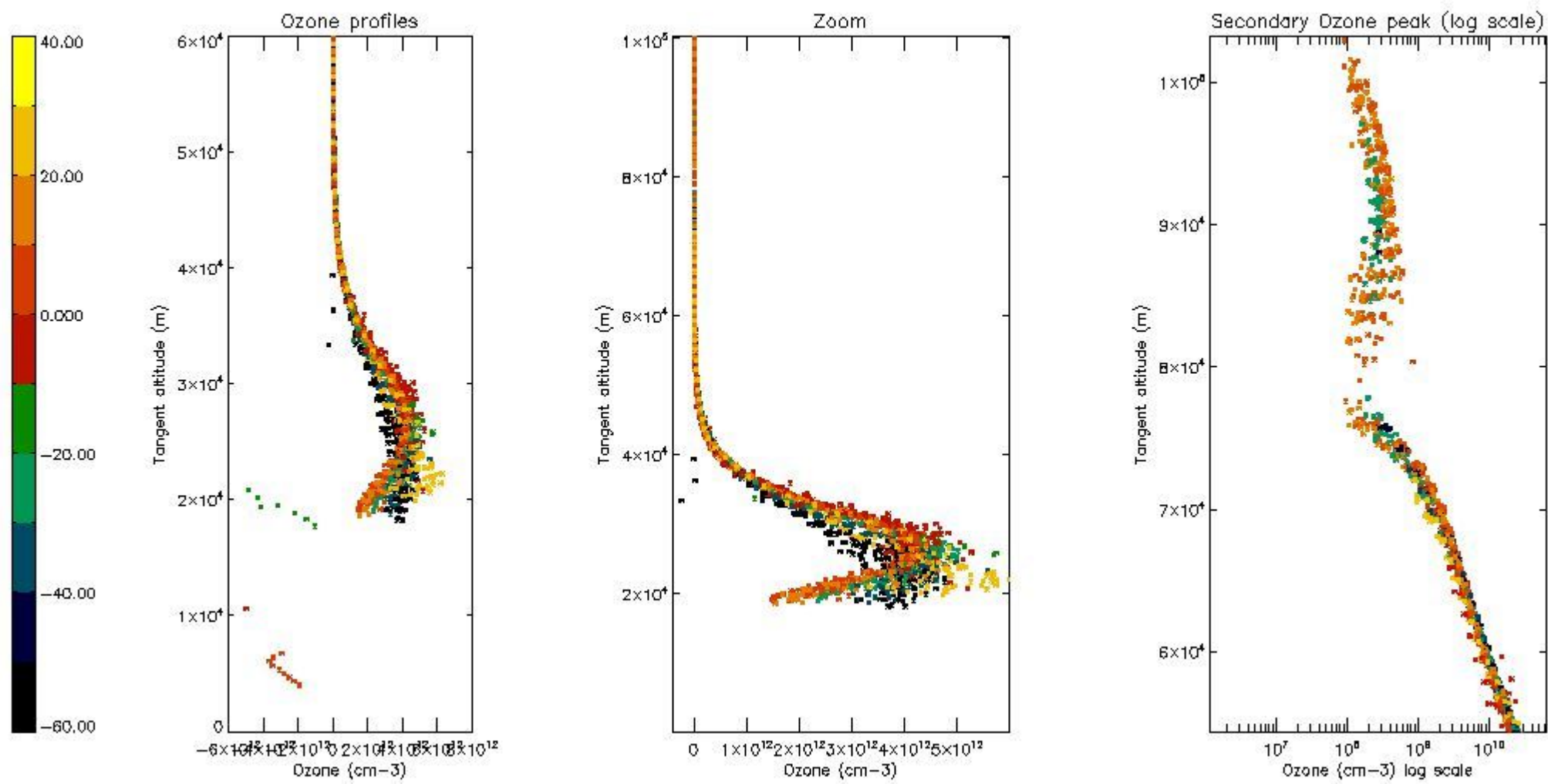
5.3 Plot ozone profiles where STD < 20% (dark without errors)

The colorbar represents the latitude.



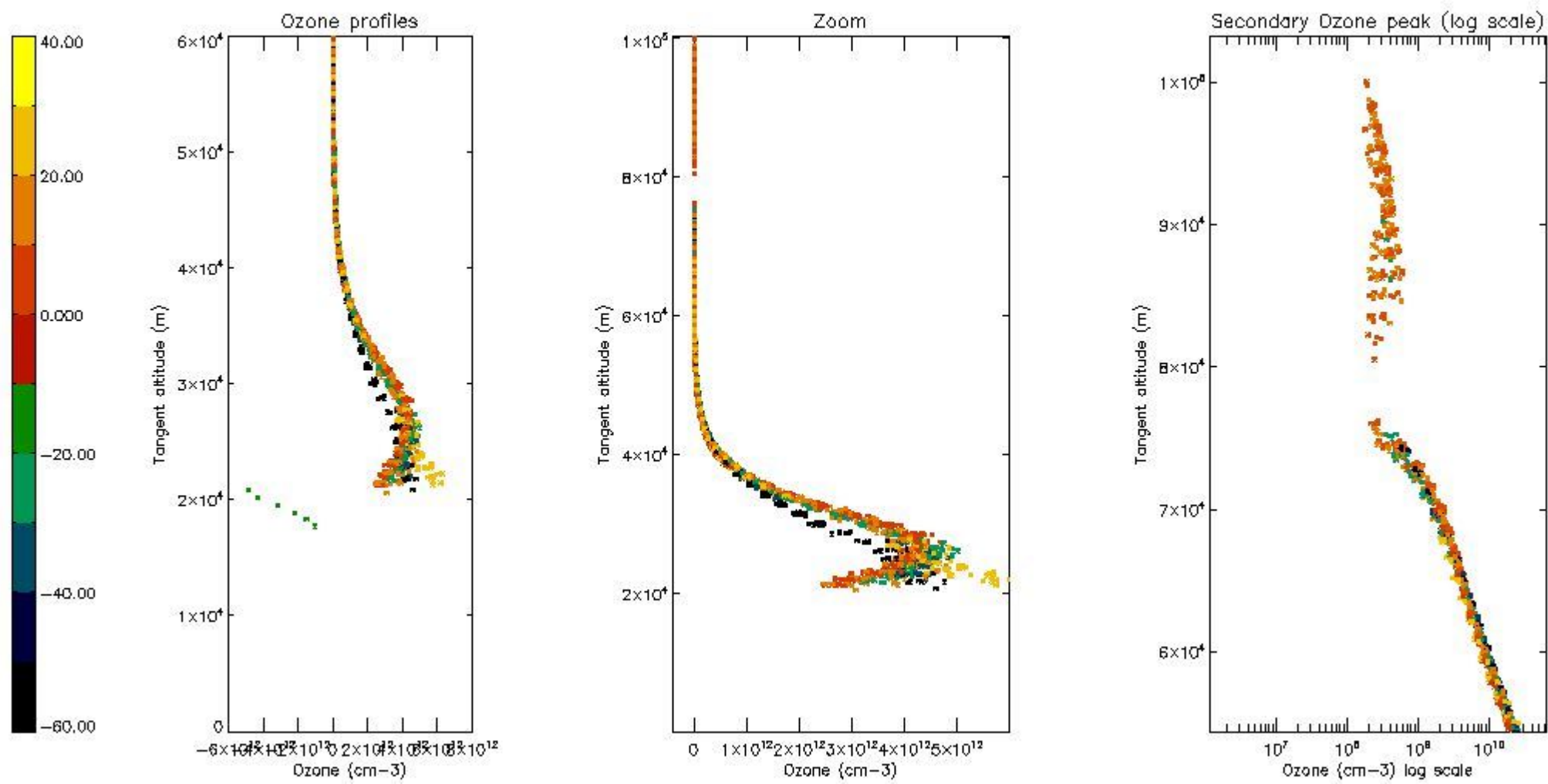
5.4 Plot ozone profiles where STD < 10% (dark without errors)

The colorbar represents the latitude.



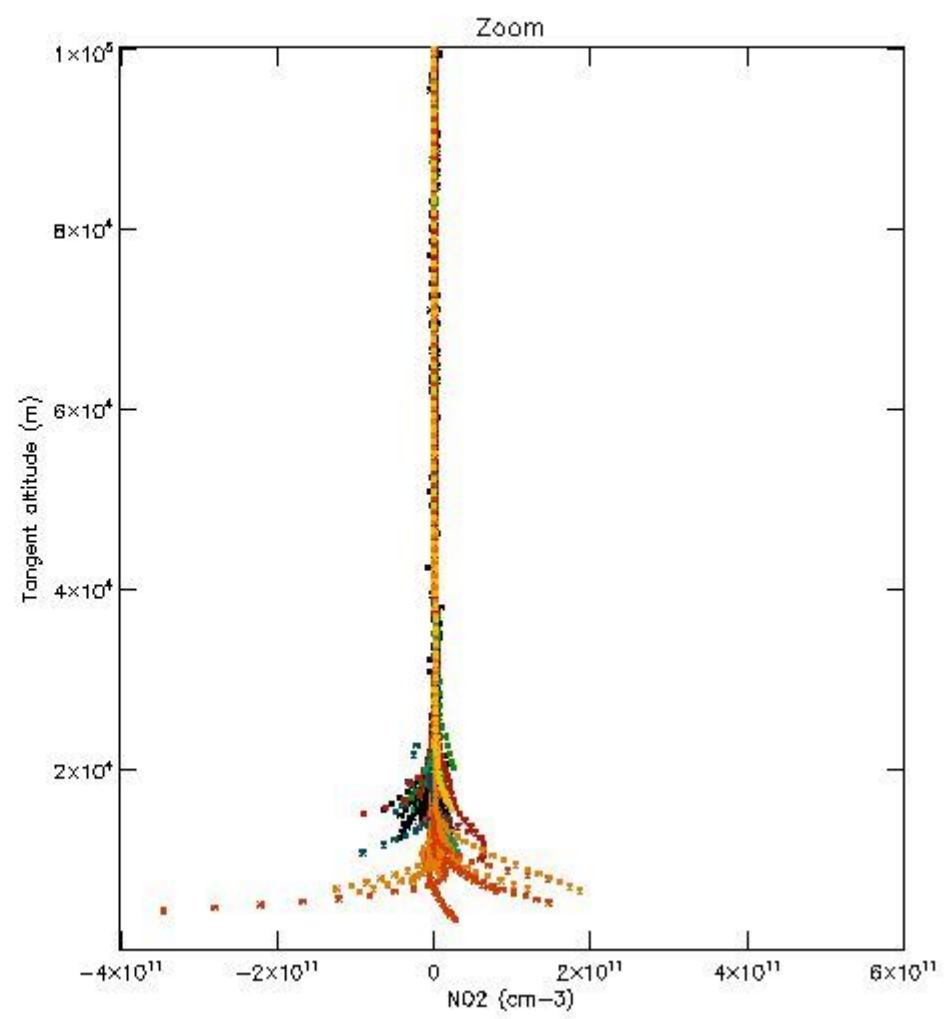
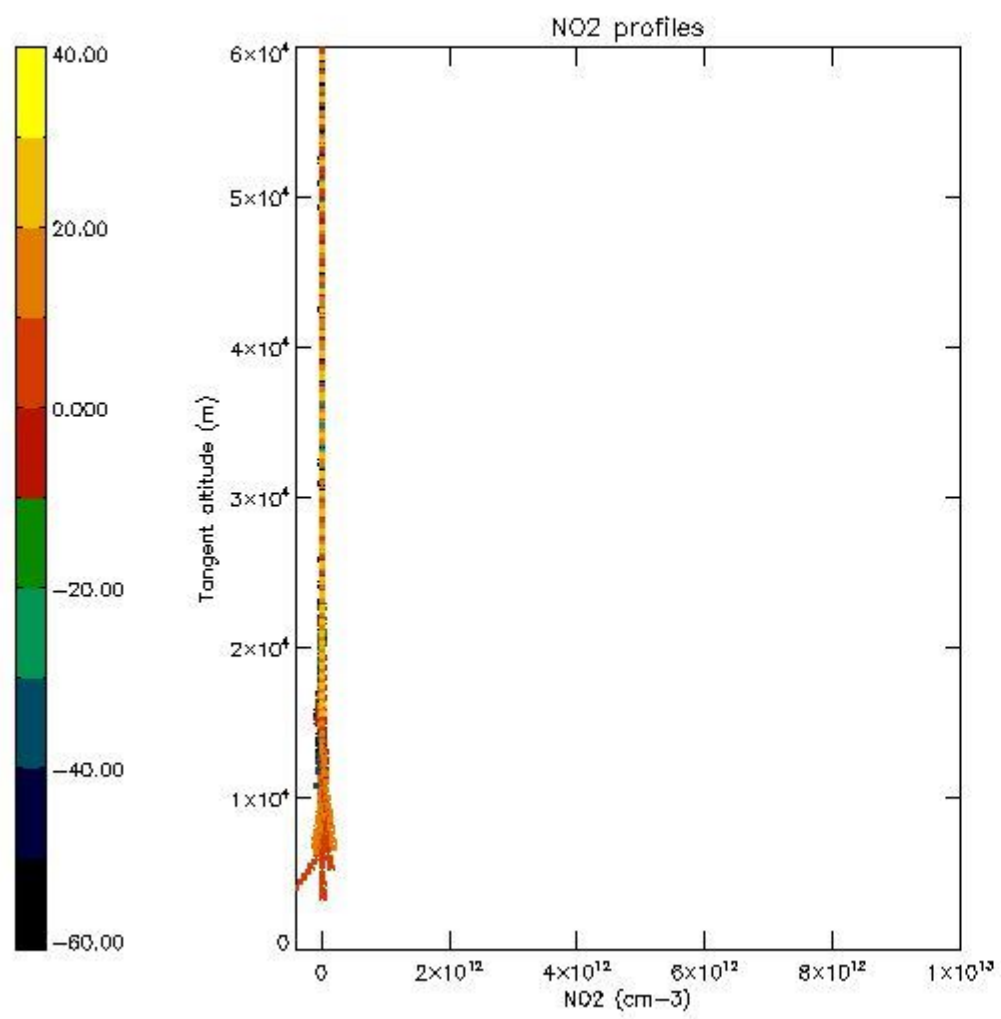
5.5 Plot ozone profiles where STD < 5% (dark without errors)

The colorbar represents the latitude.



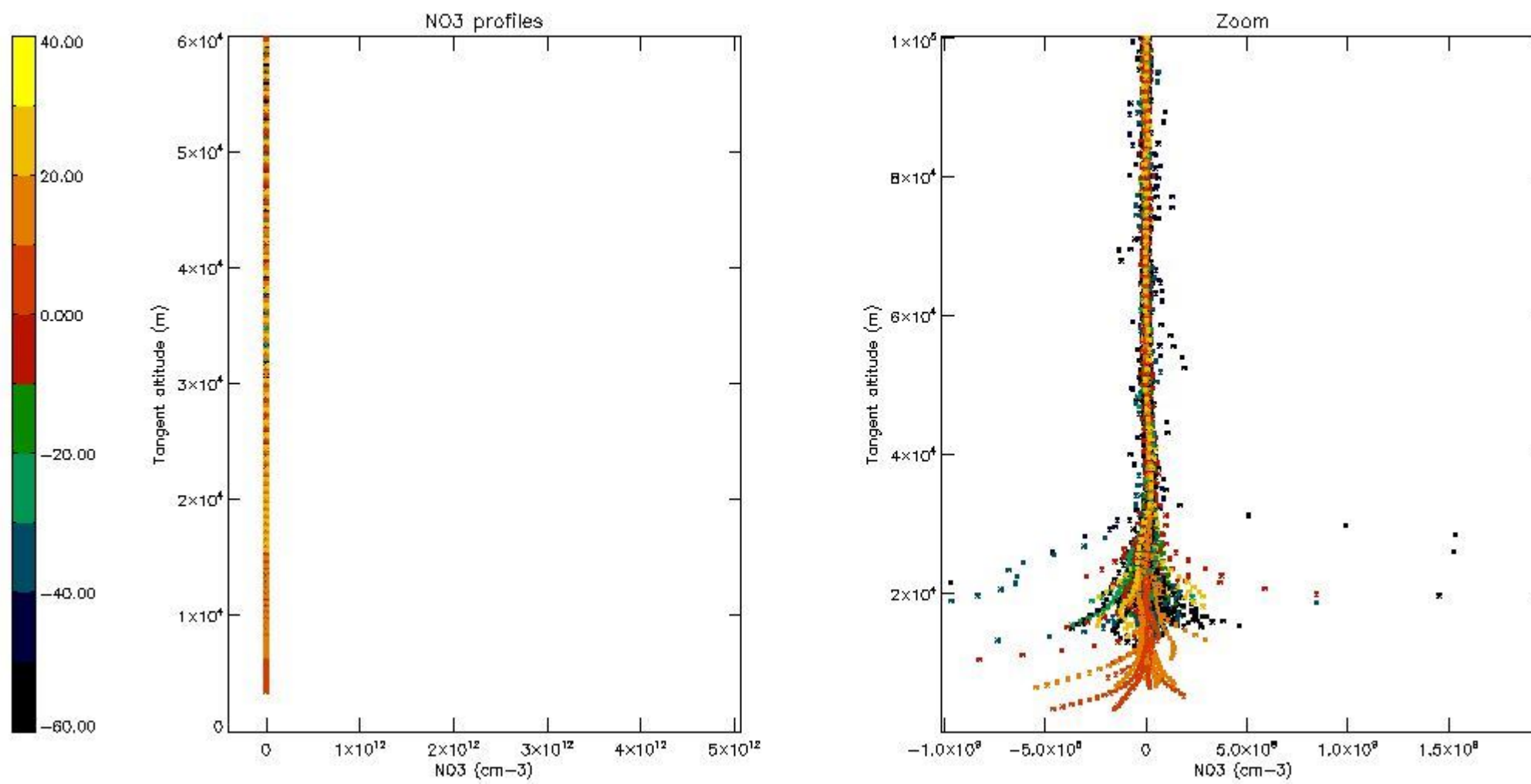
5.6 Plot NO₂ profiles for all STD (dark without errors)

The colorbar represents the latitude.



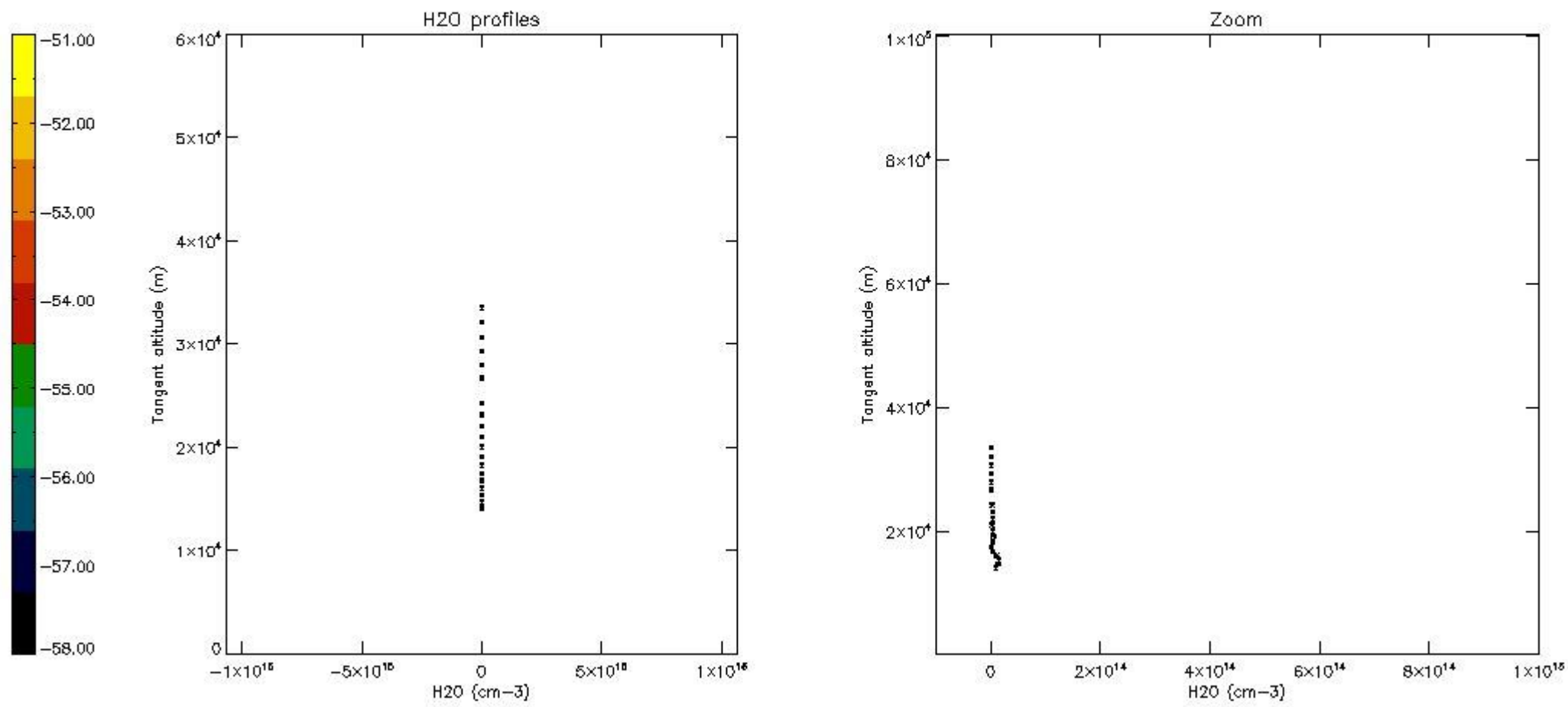
5.7 Plot NO3 profiles for all STD (dark without errors)

The colorbar represents the latitude.



5.8 Plot H2O profiles for all STD (only for occultations of stars 1,2,3,4,13,14,16,26,63 dark without errors)

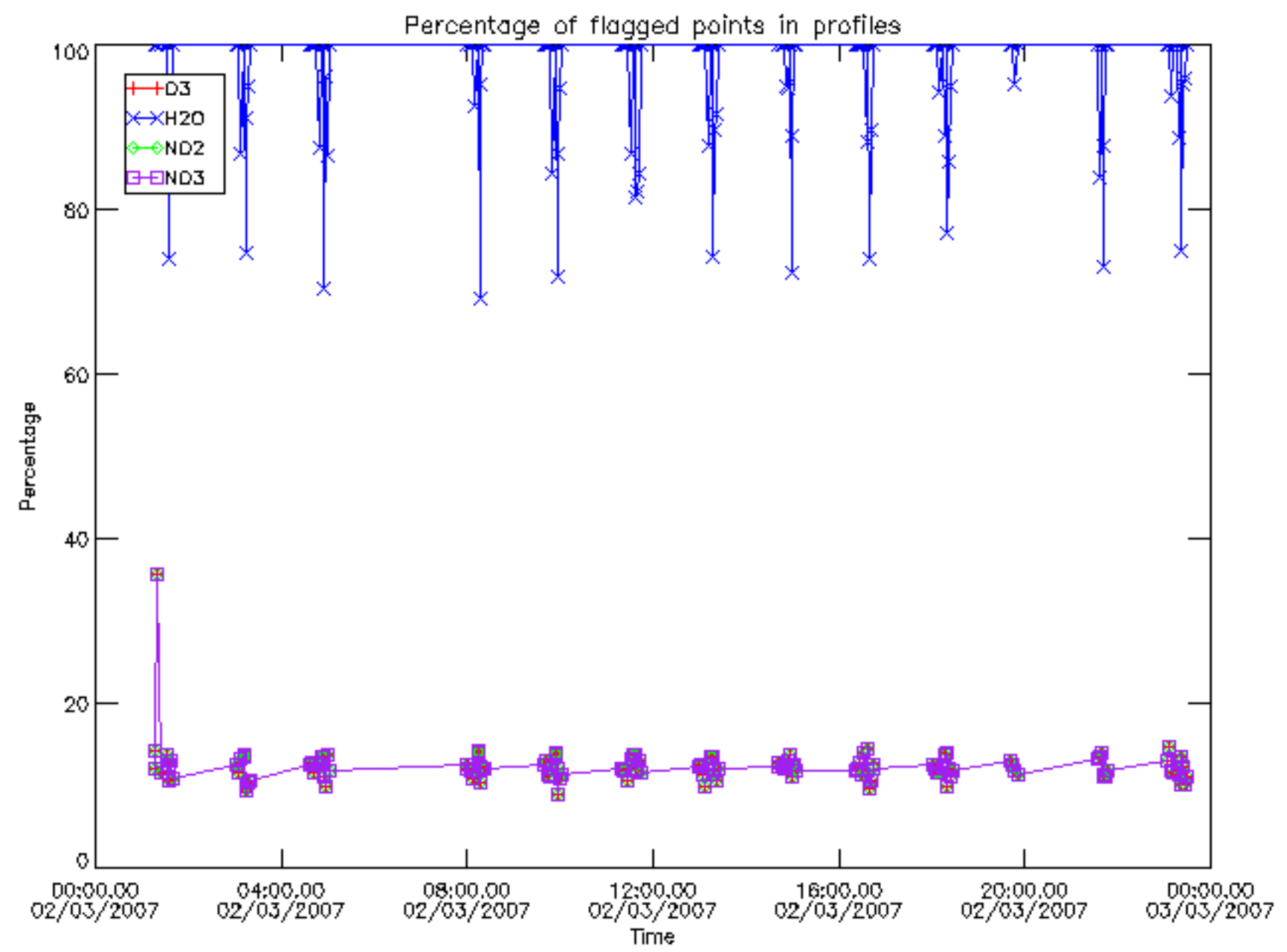
The colorbar represents the latitude.



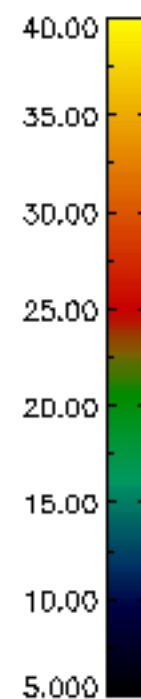
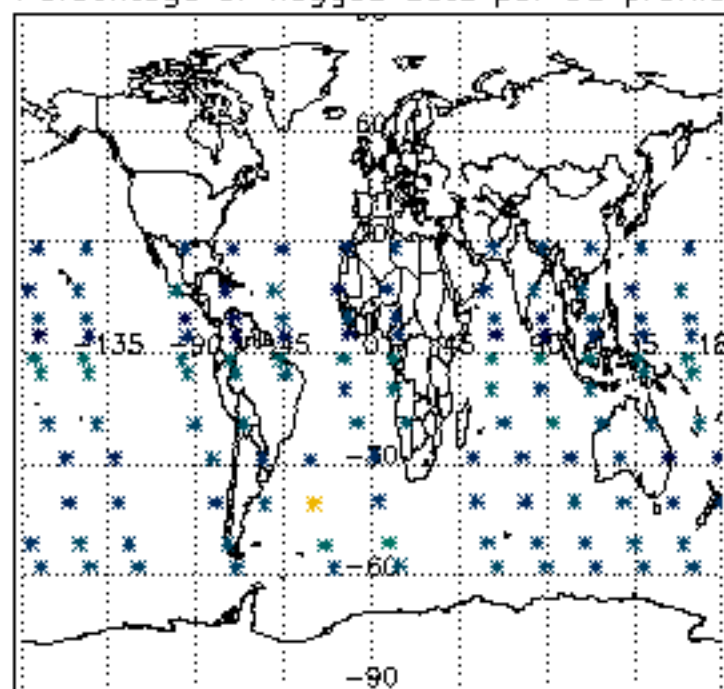
6. Auxiliary Data Files used for the production reported in section 2

The number reported in the third column indicates since which file (see list in section 2) the corresponding auxiliary file has been used. The fourth column is the date of those product files.

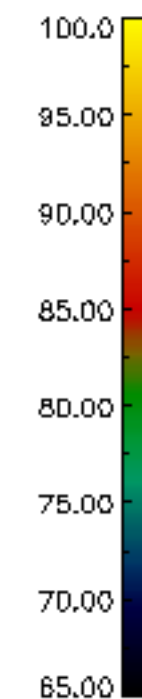
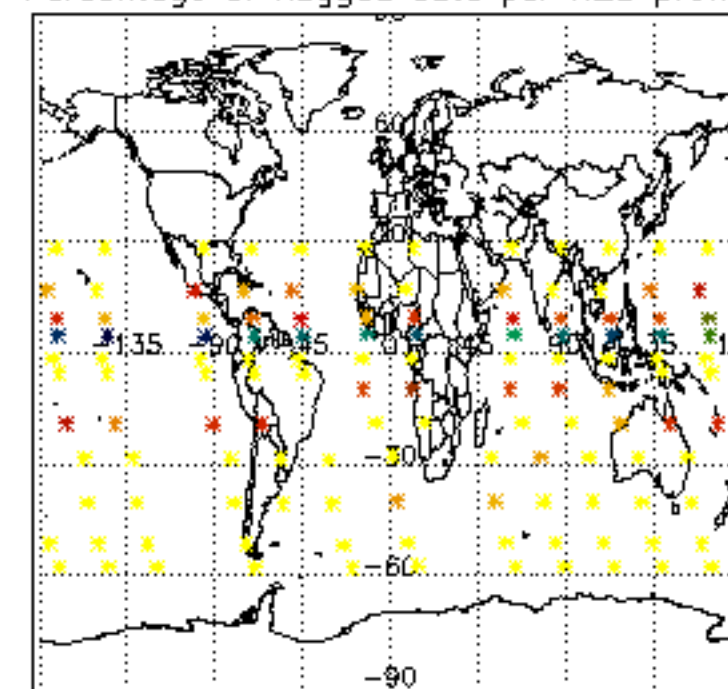
Type	Auxiliary Filename	Used since product	Used since product date
INST_PHYS_CHARACTERISTICS	GOM_INS_AXVIEC20091111_143220_20030716_120000_20500101_000000	1	02-MAR-2007 00:02:36
LEVEL-2_PROC_CONFIG	GOM_PR2_AXVIEC20091111_152718_20020301_000000_20500101_000000	1	02-MAR-2007 00:02:36
CROSS_SECTIONS_FILE	GOM_CRS_AXVIEC20091111_154832_20020301_000000_20500101_000000	1	02-MAR-2007 00:02:36



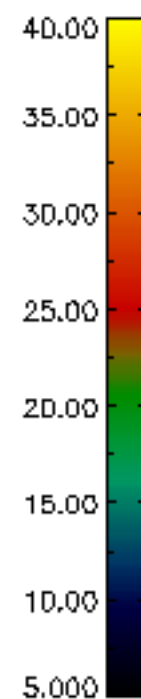
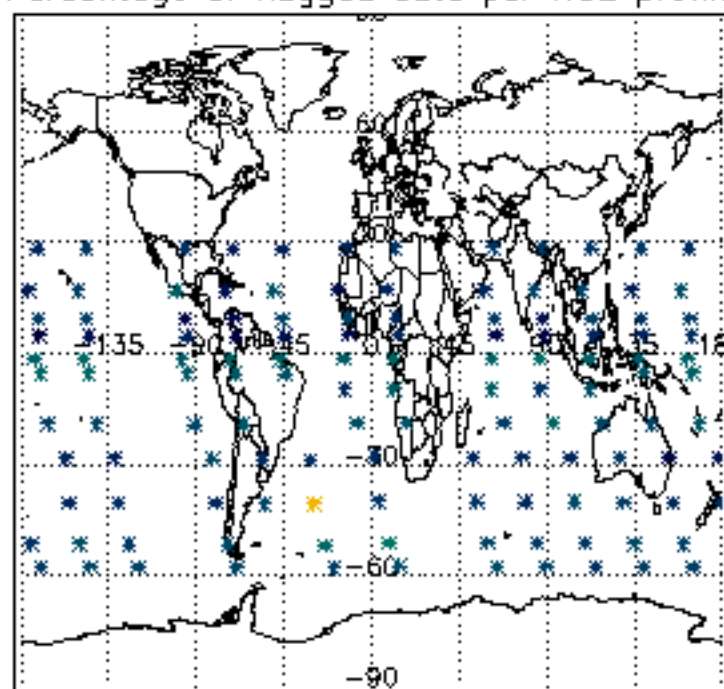
Percentage of flagged data per D3 profile



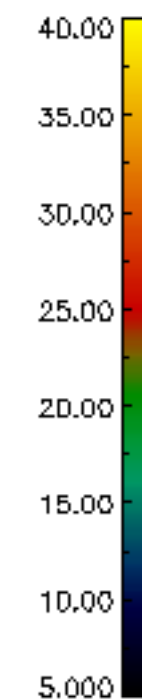
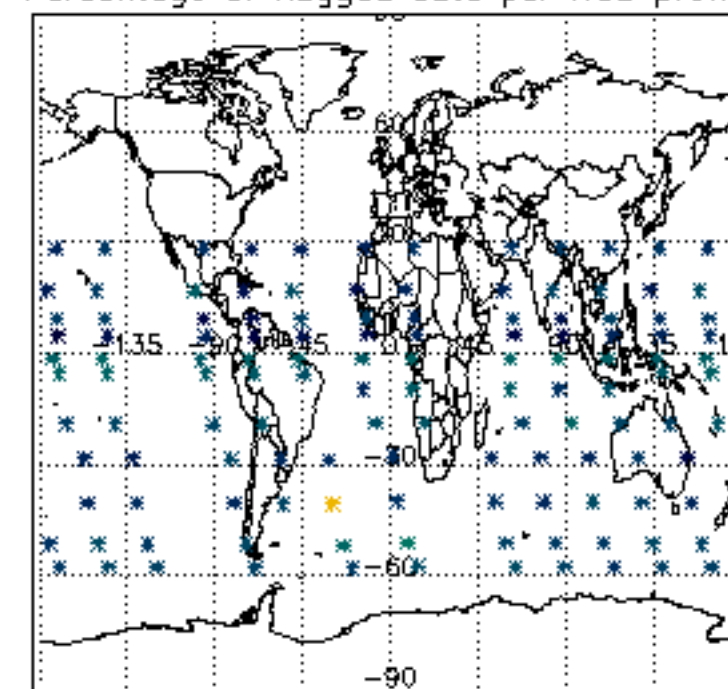
Percentage of flagged data per H2O profile

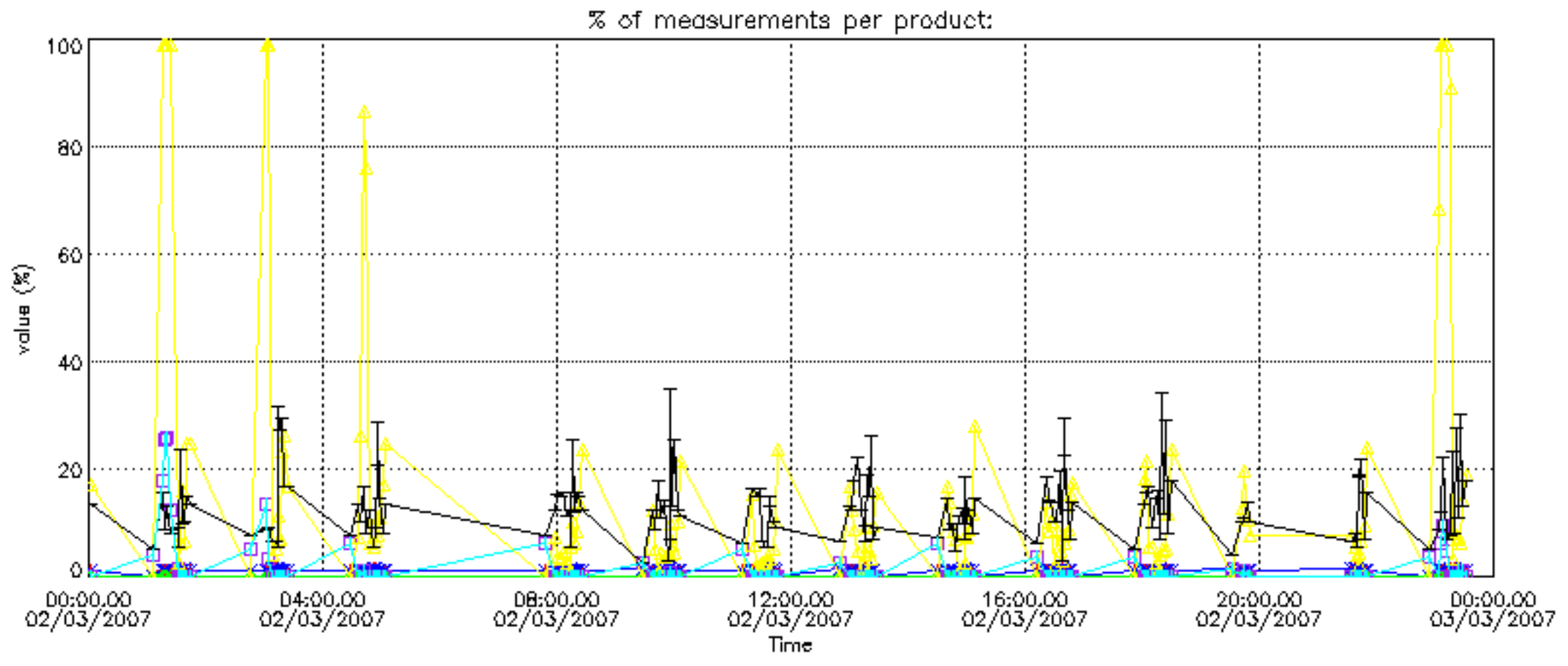


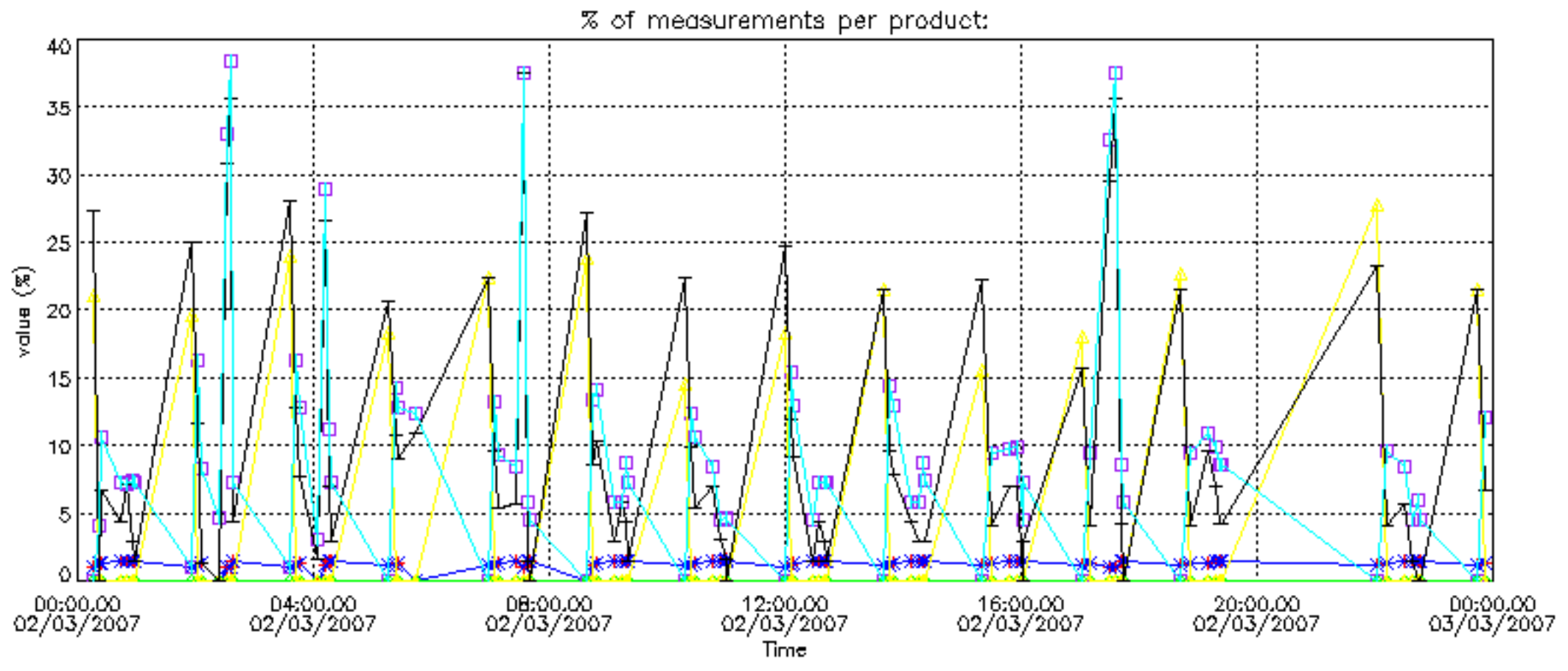
Percentage of flagged data per NO2 profile



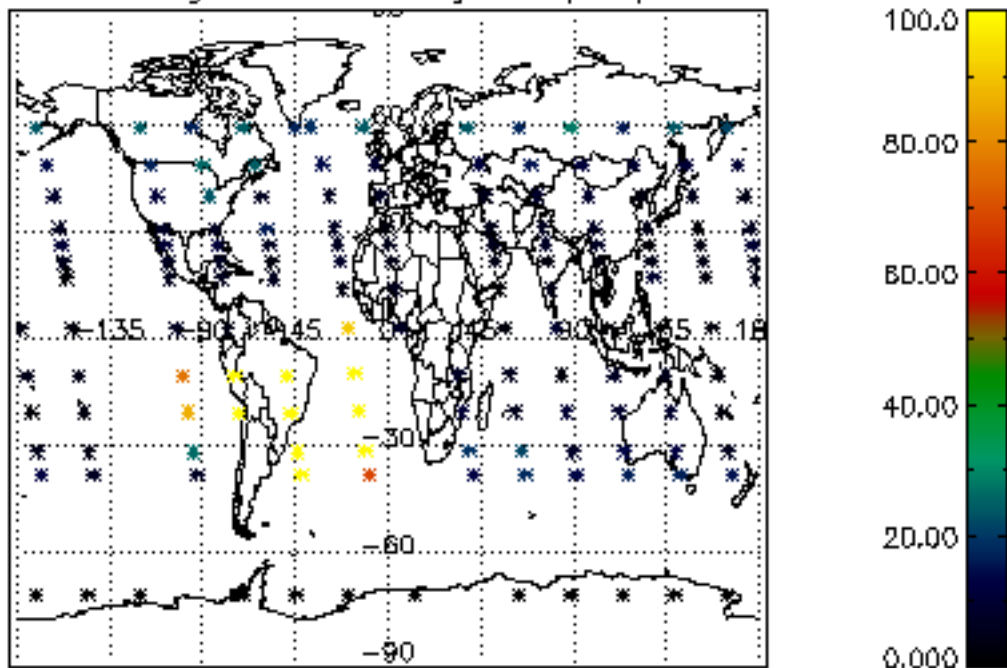
Percentage of flagged data per NO3 profile



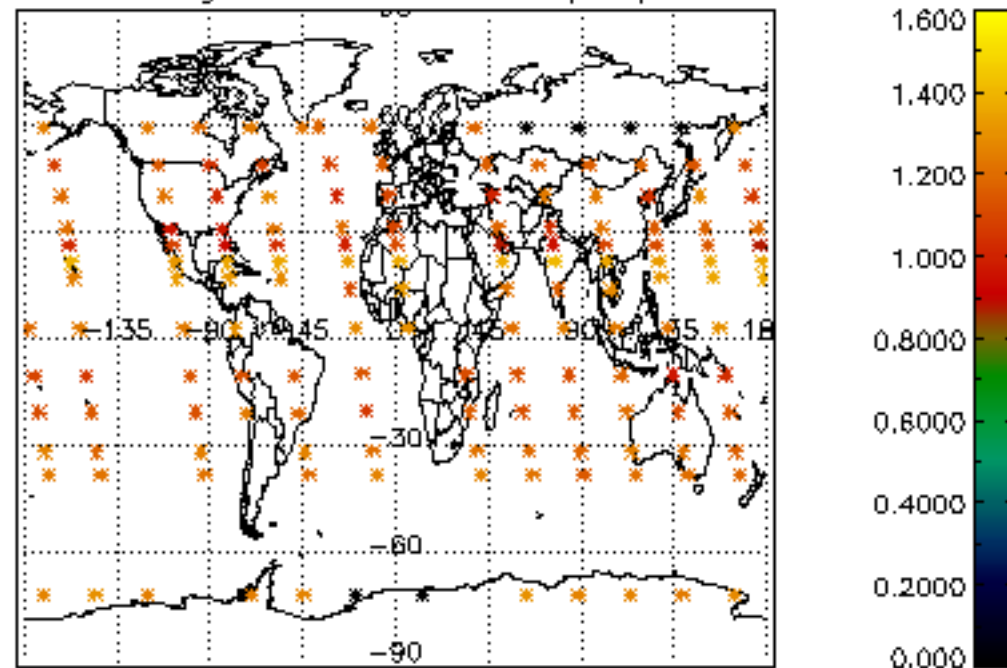




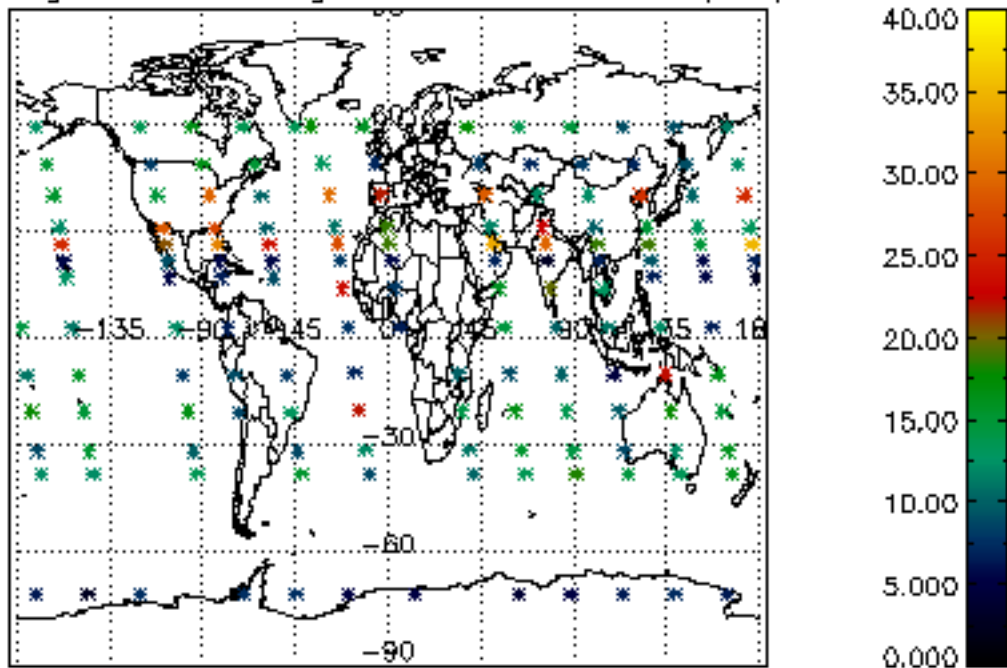
Percentage of cosmic ray hits per profile



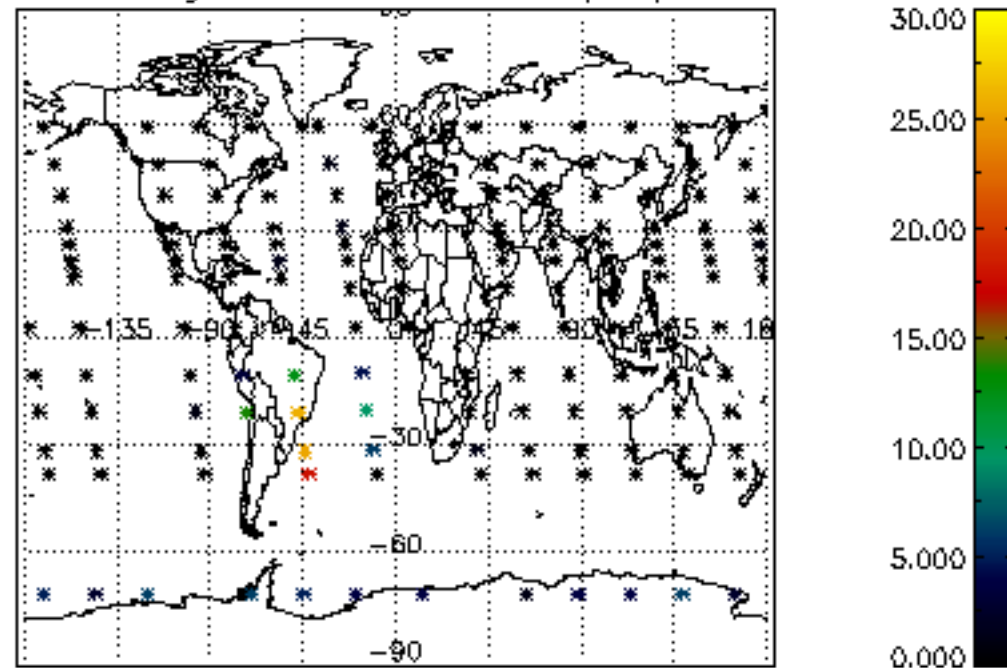
Percentage of datation errors per profile



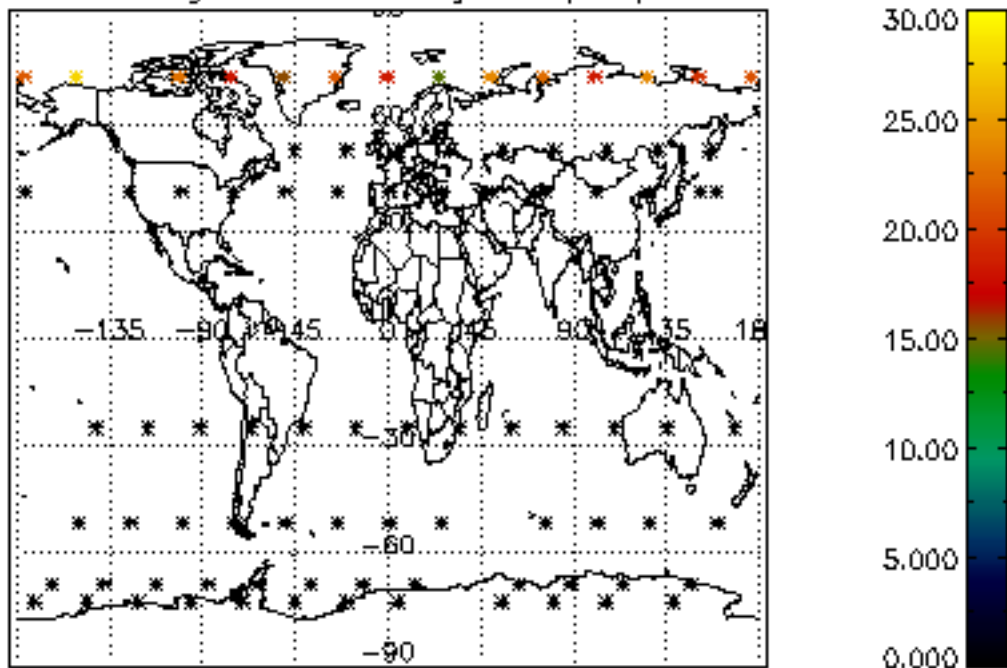
Percentage of star falling outside central band per profile



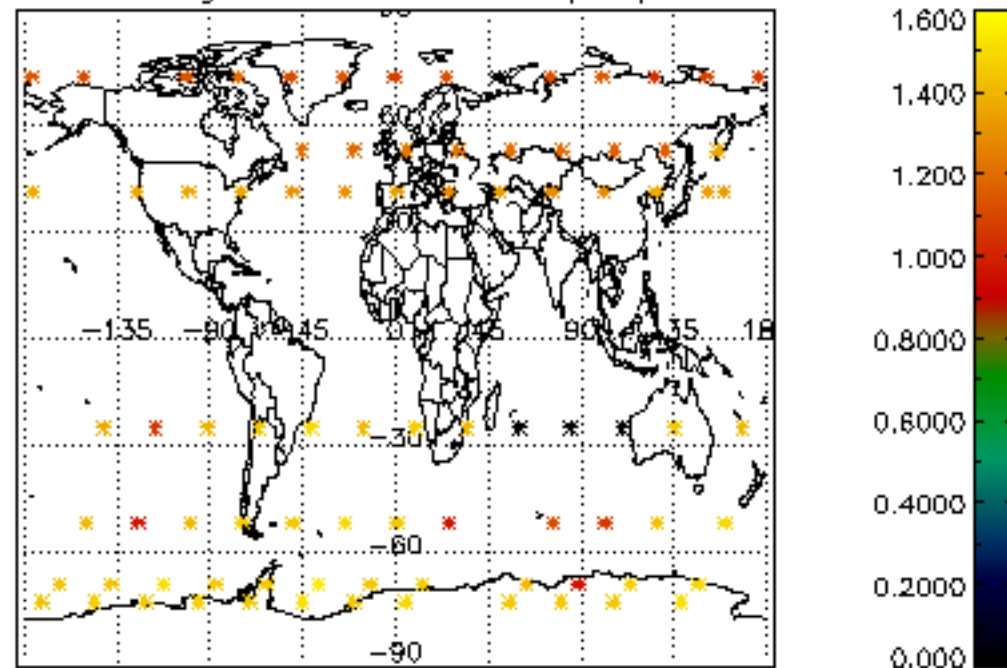
Percentage of saturation errors per profile



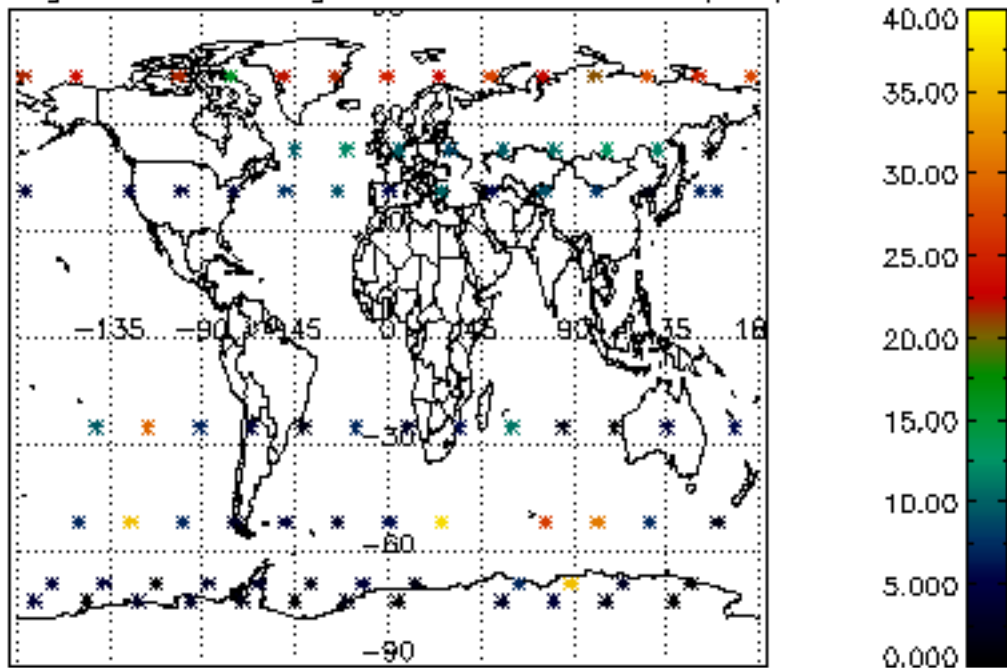
Percentage of cosmic ray hits per profile



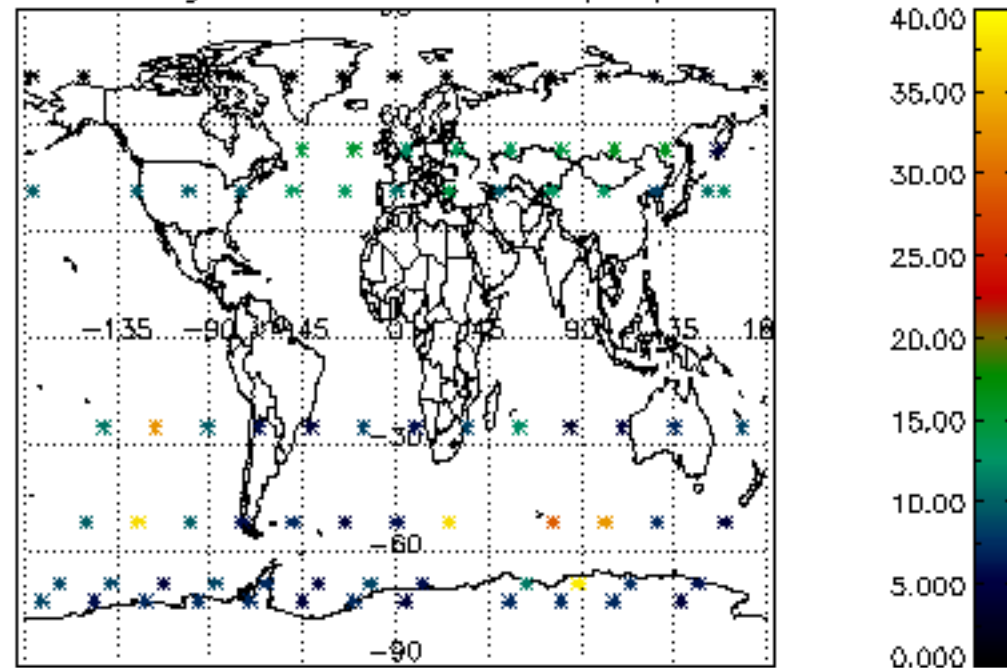
Percentage of datation errors per profile

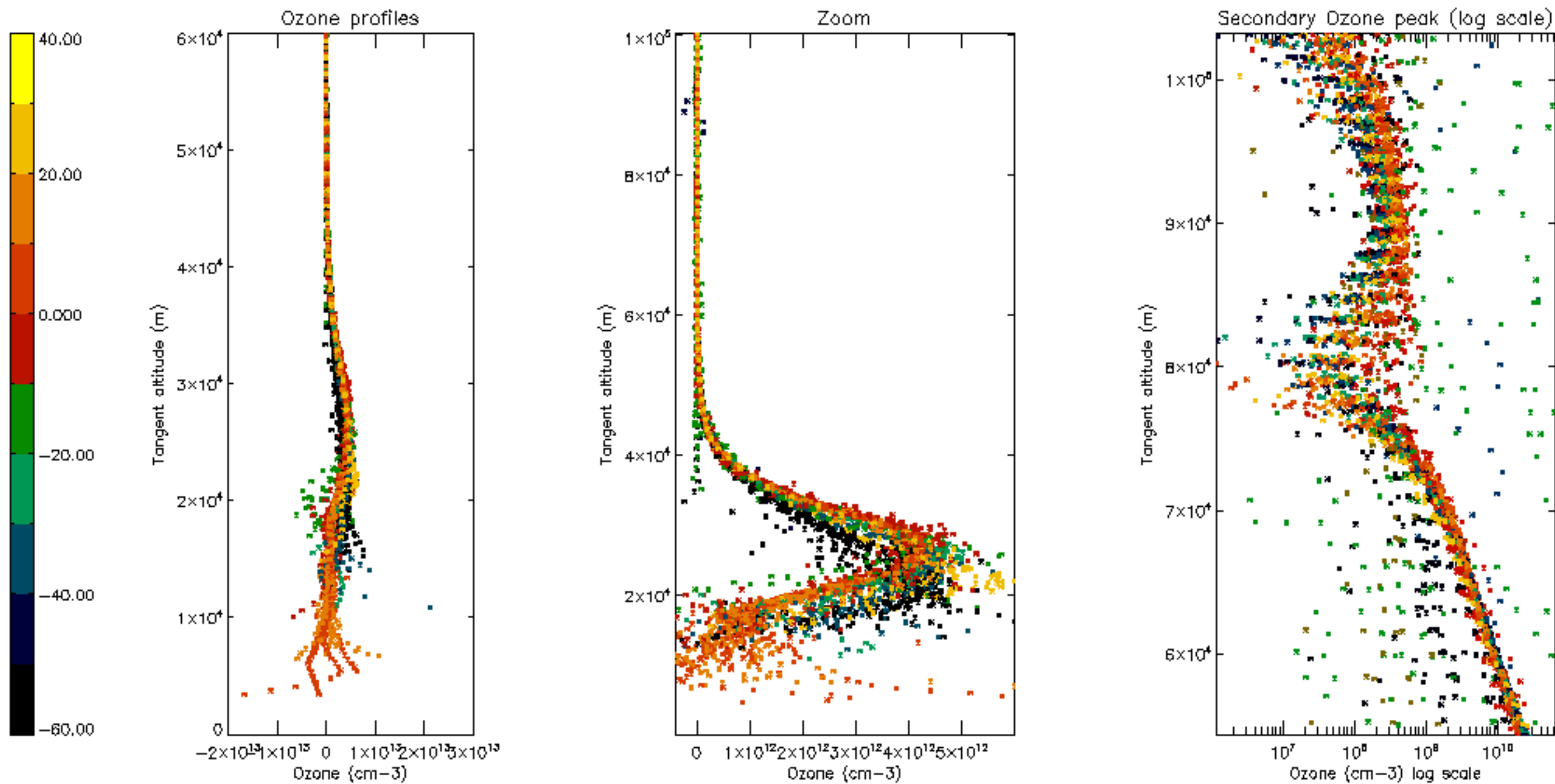


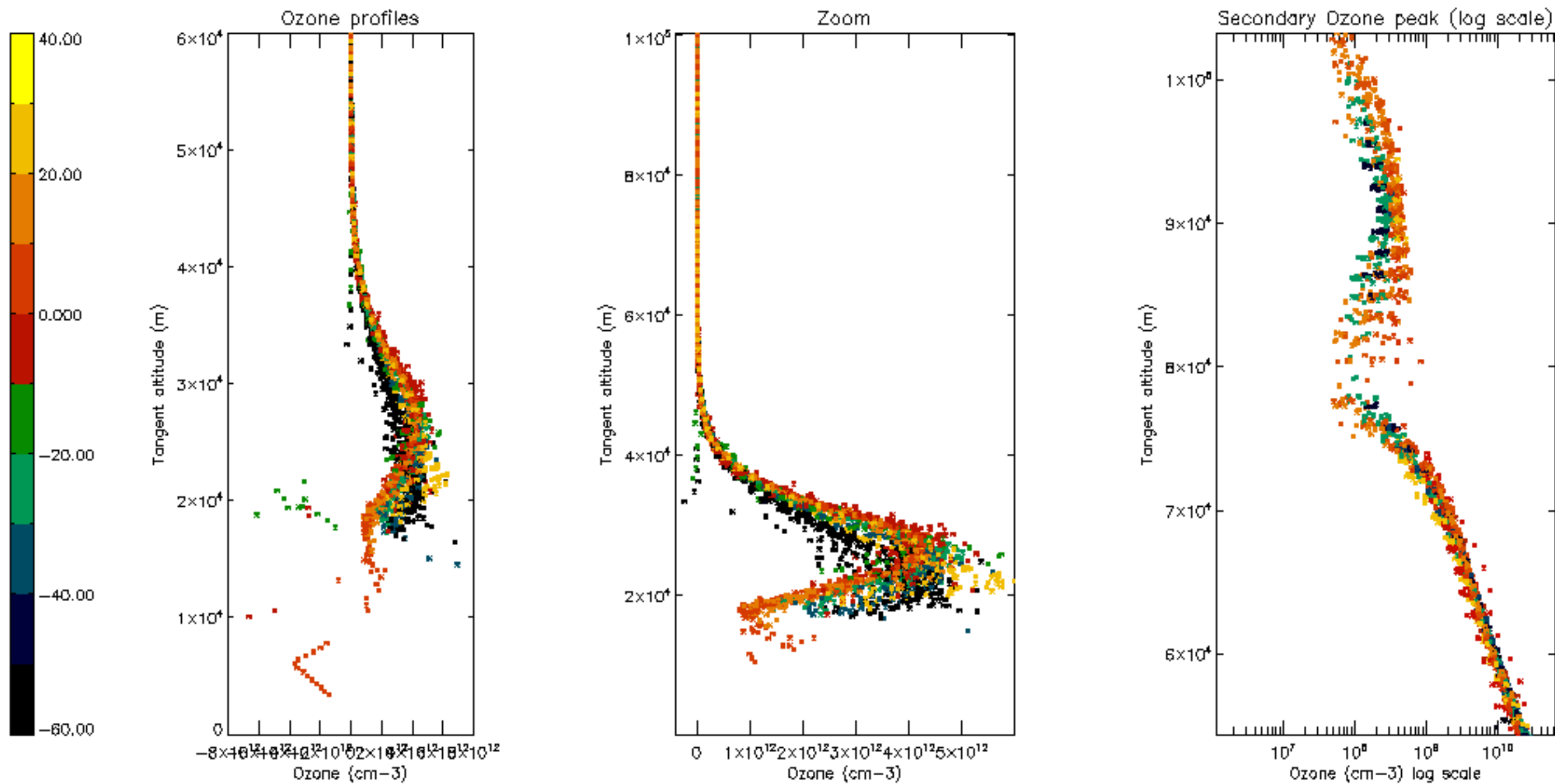
Percentage of star falling outside central band per profile

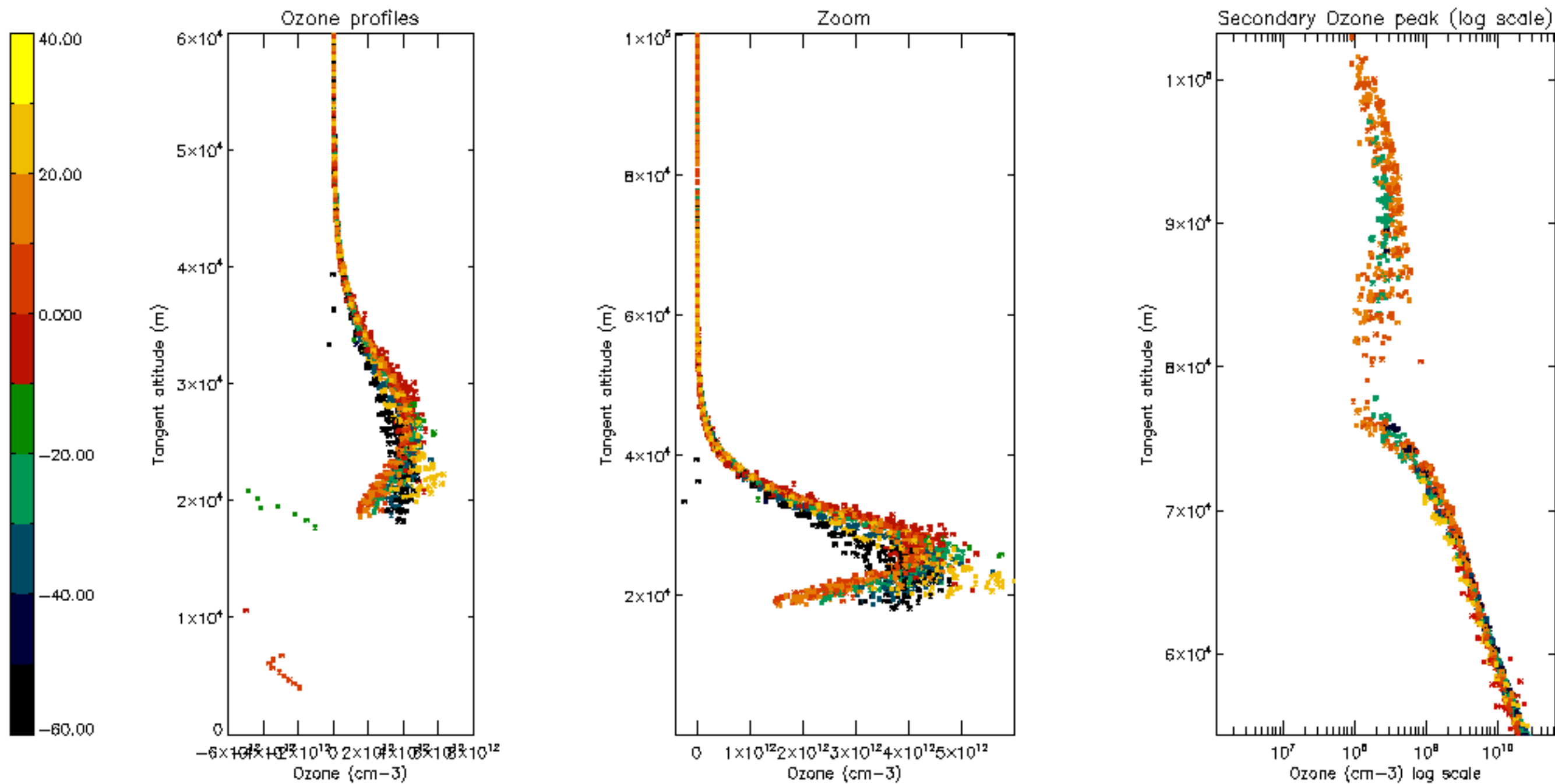


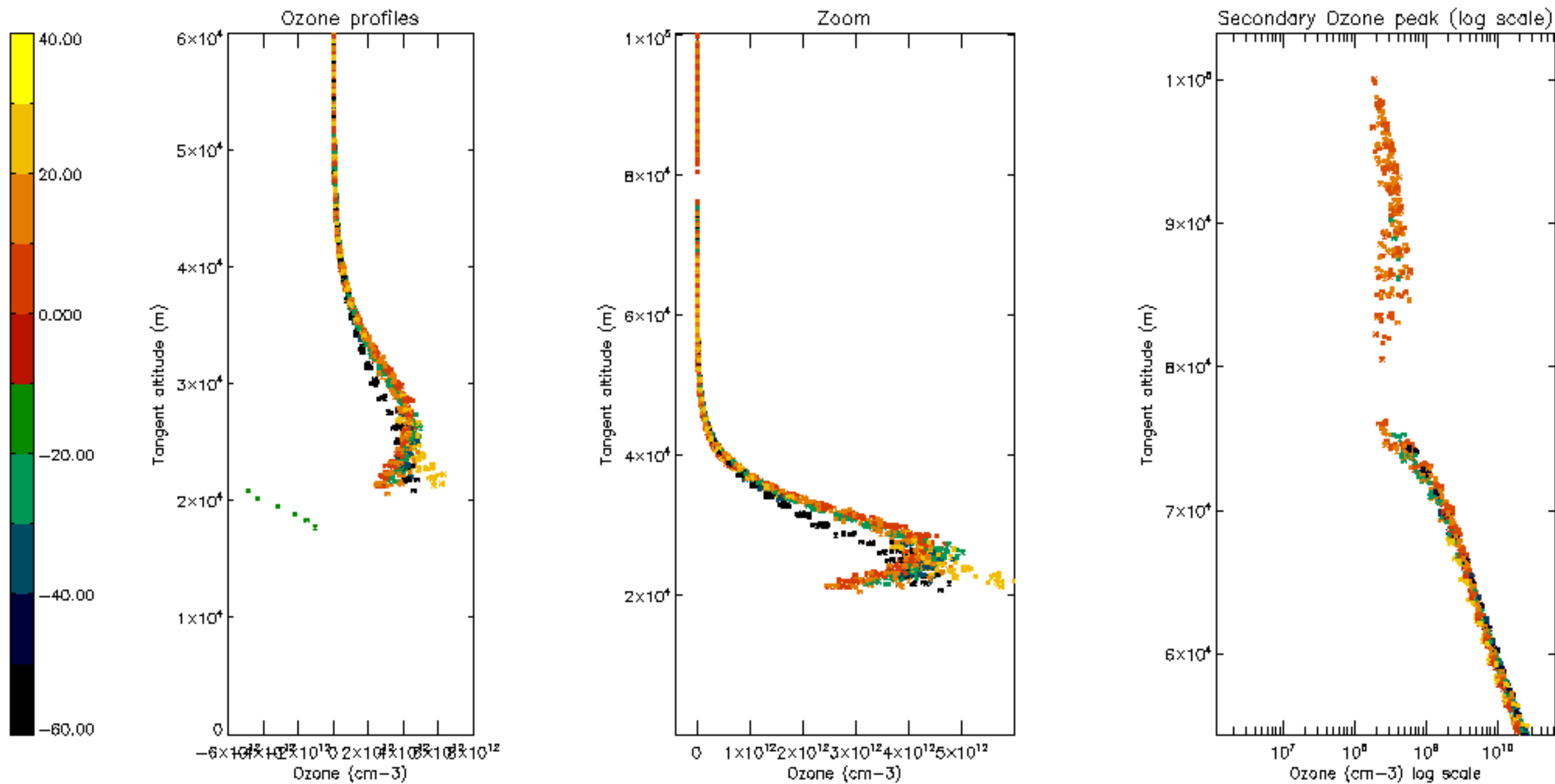
Percentage of saturation errors per profile

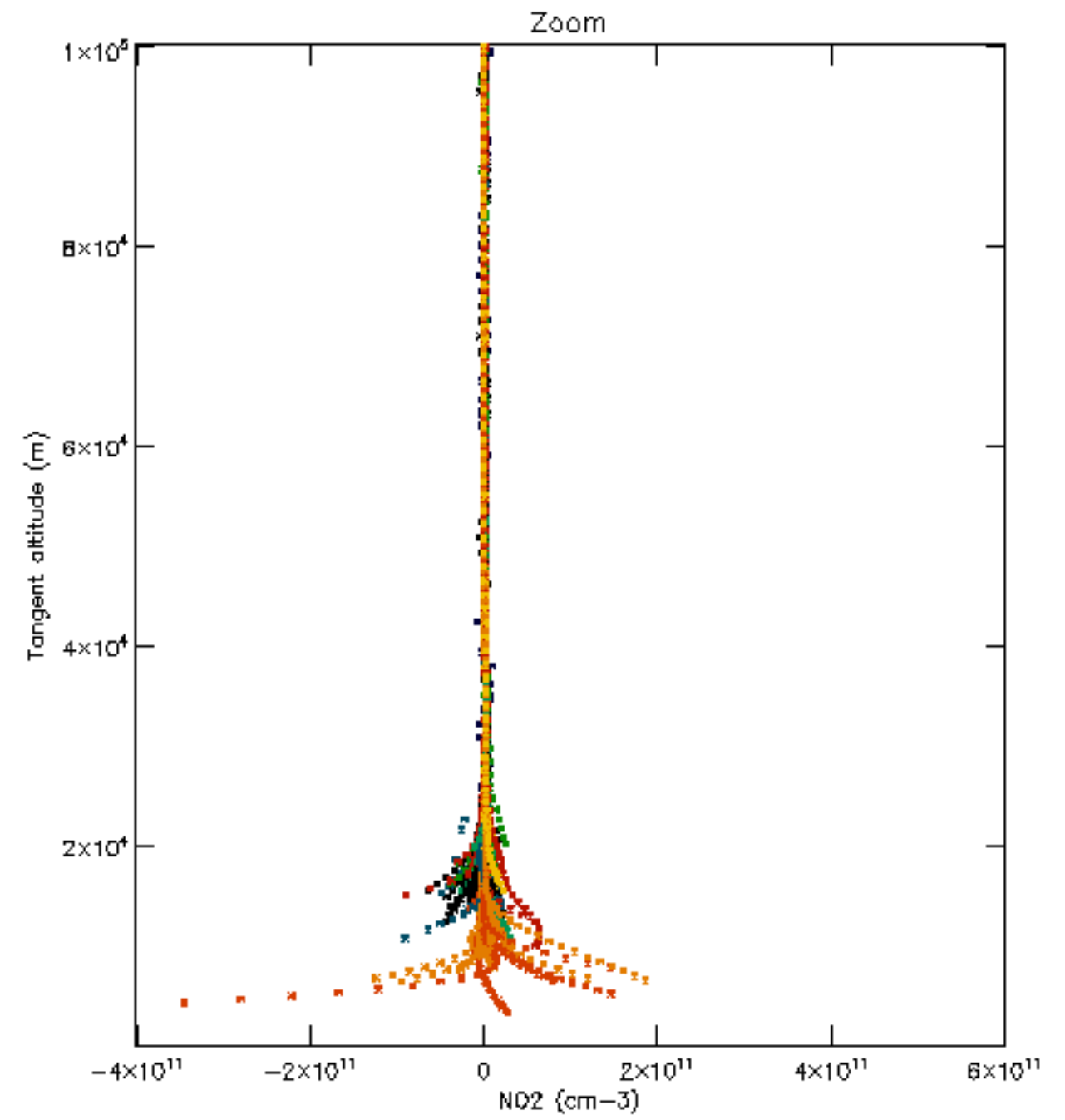
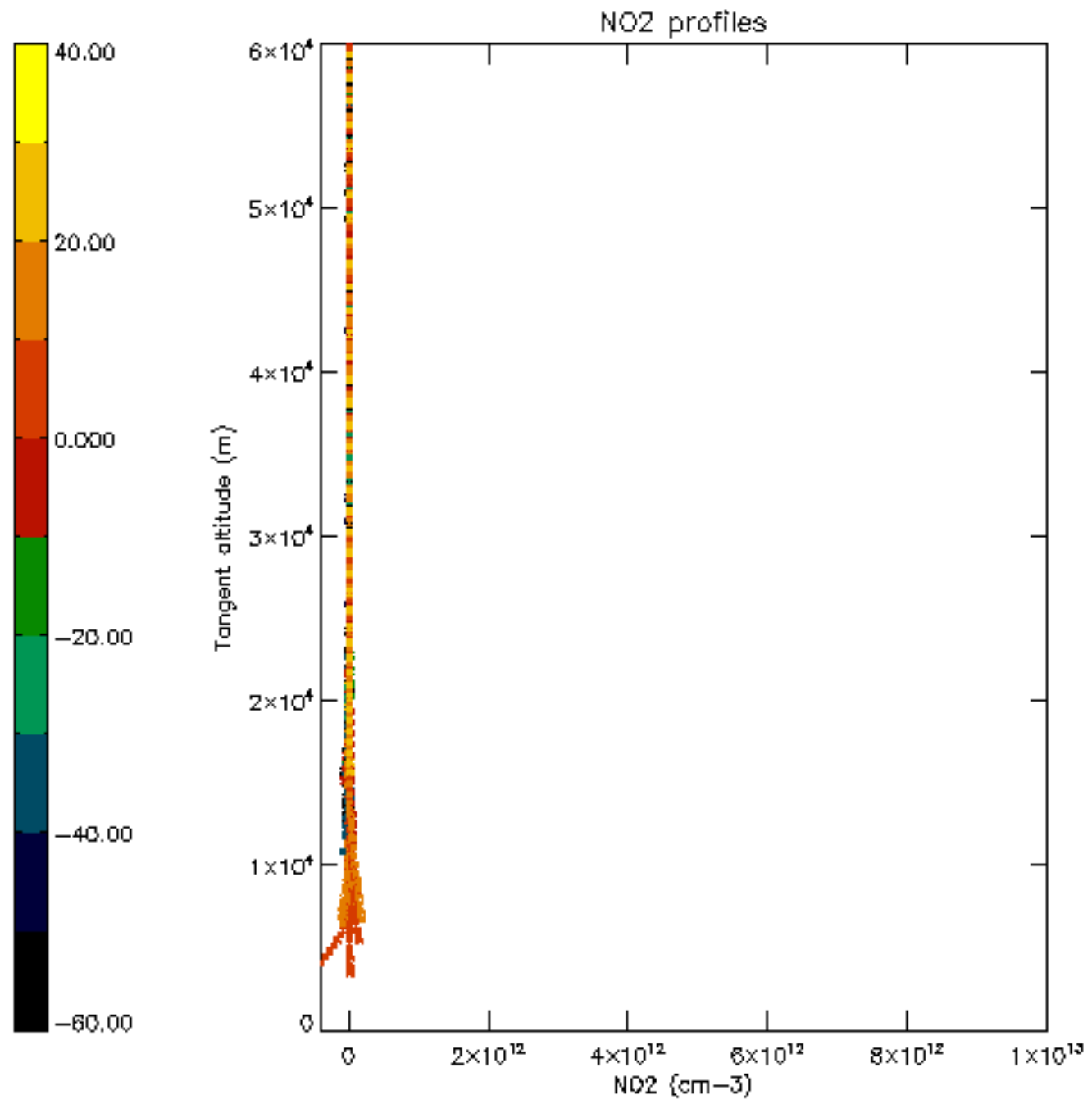


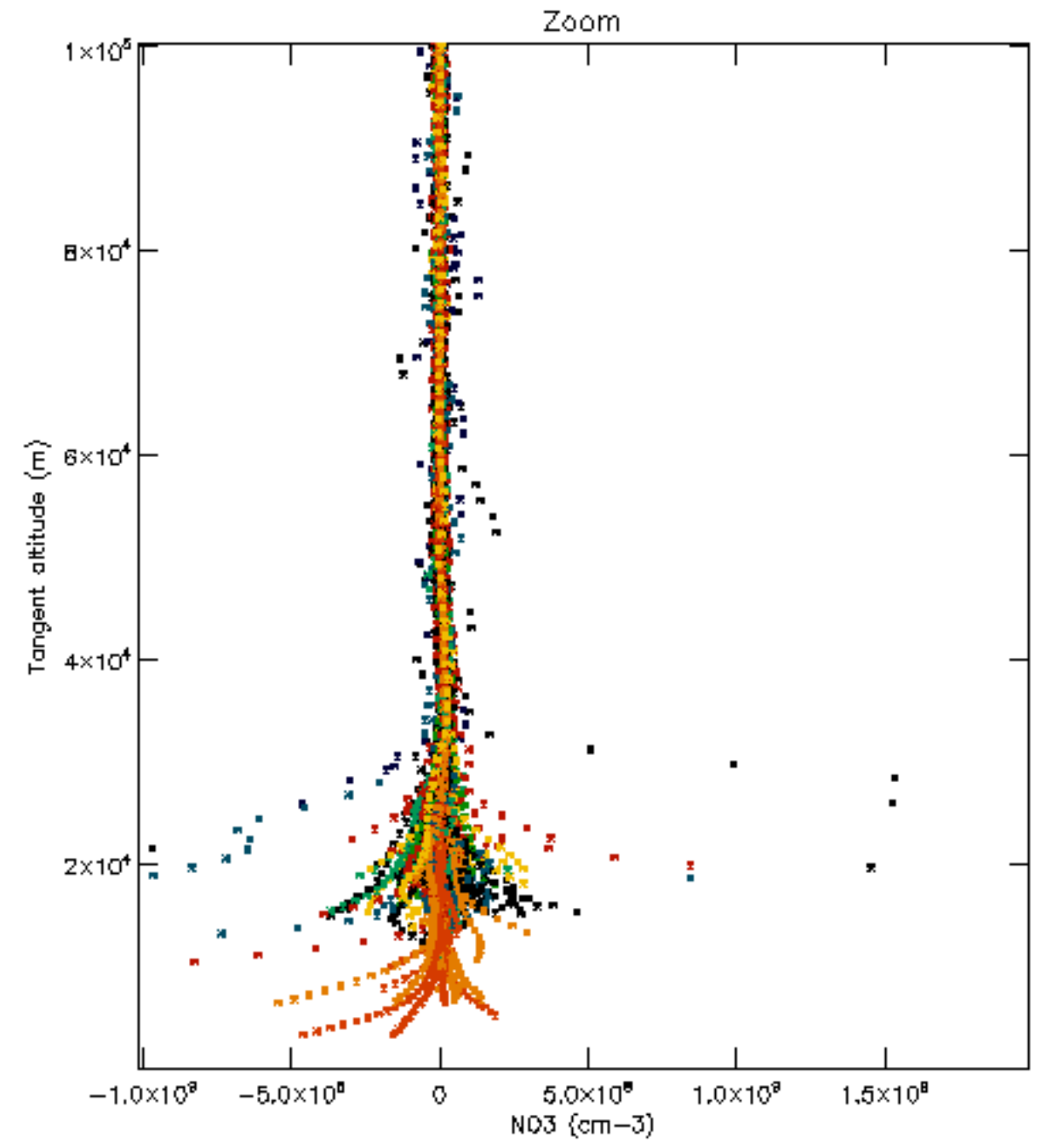
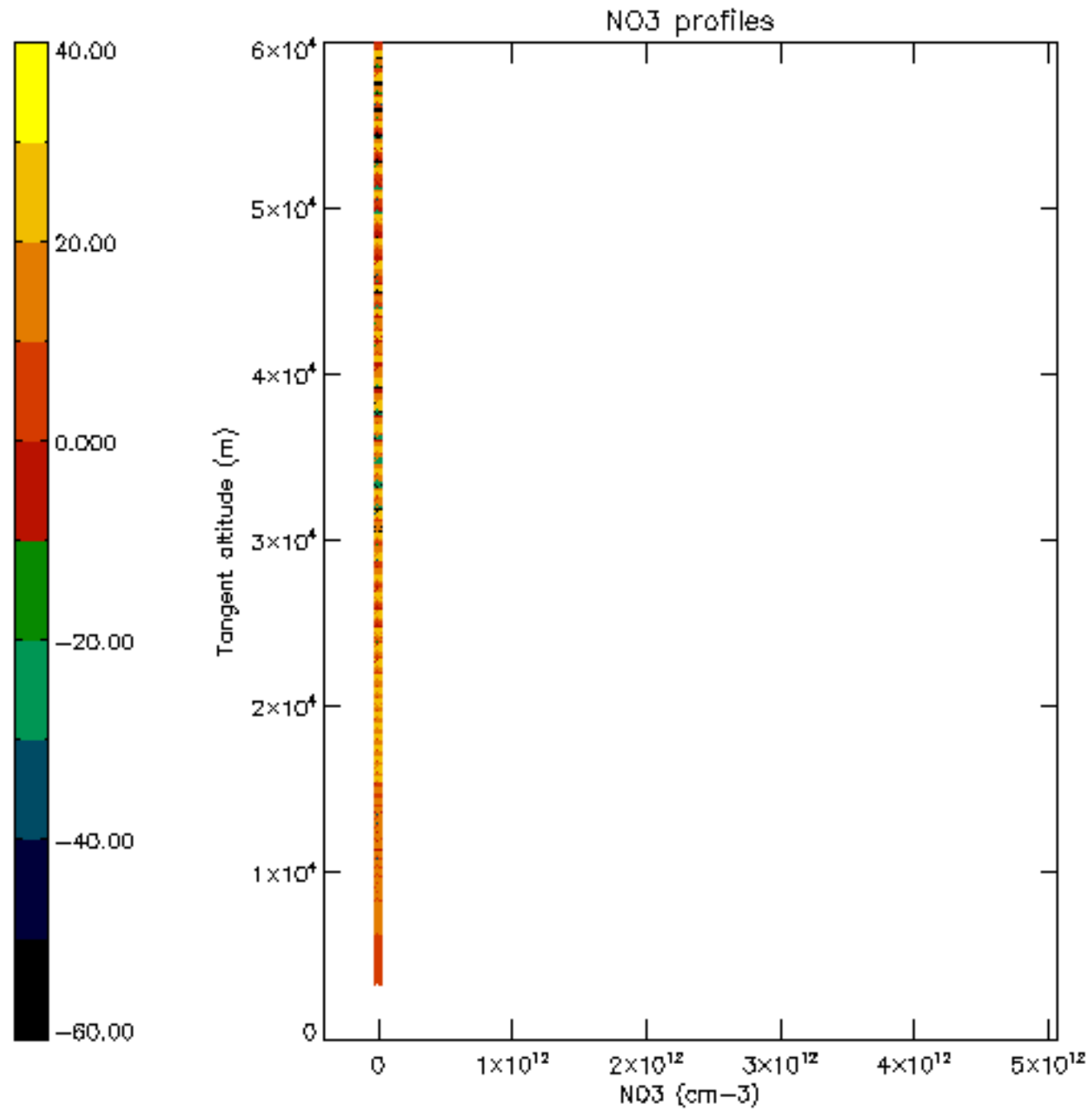


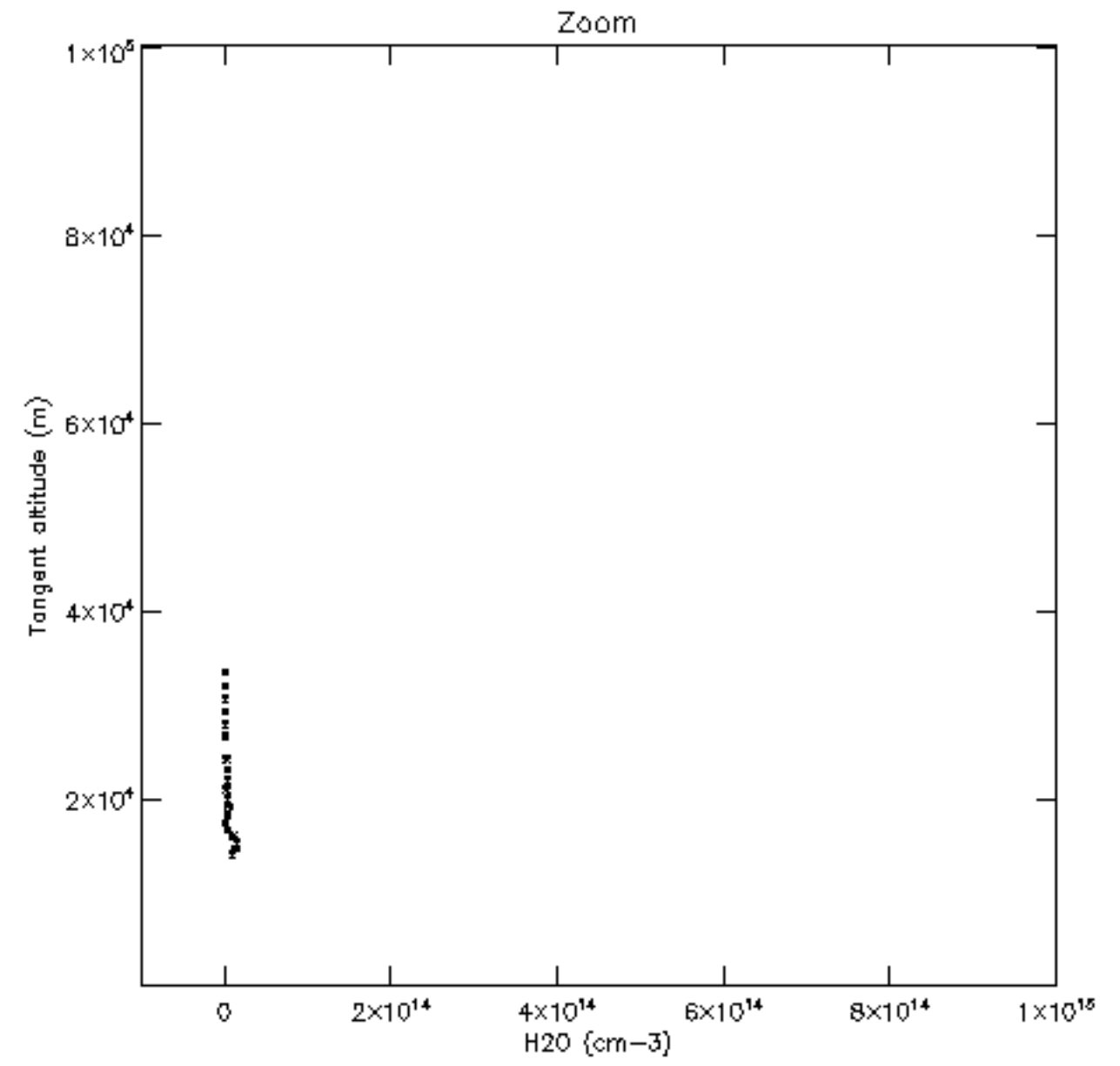
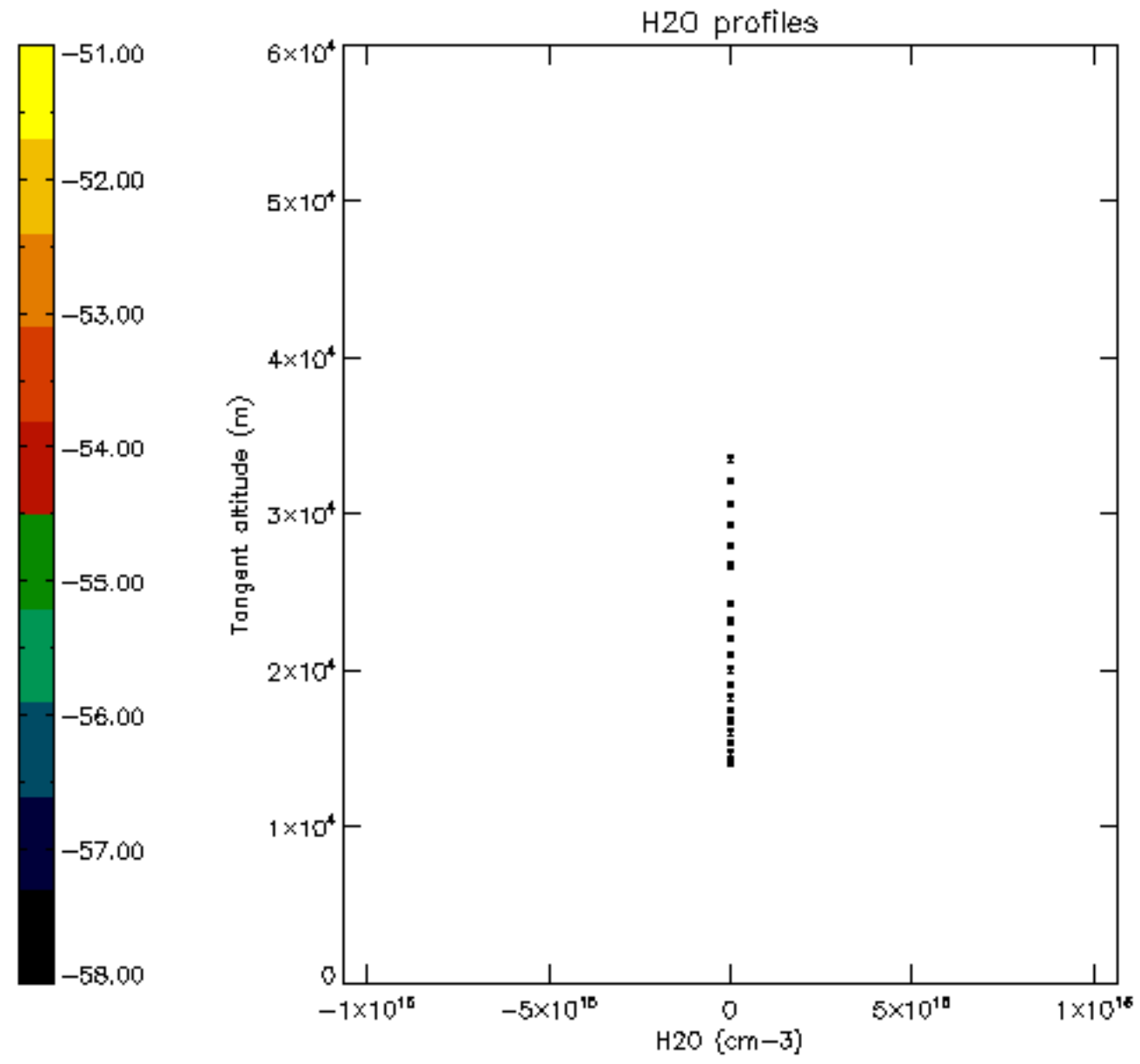


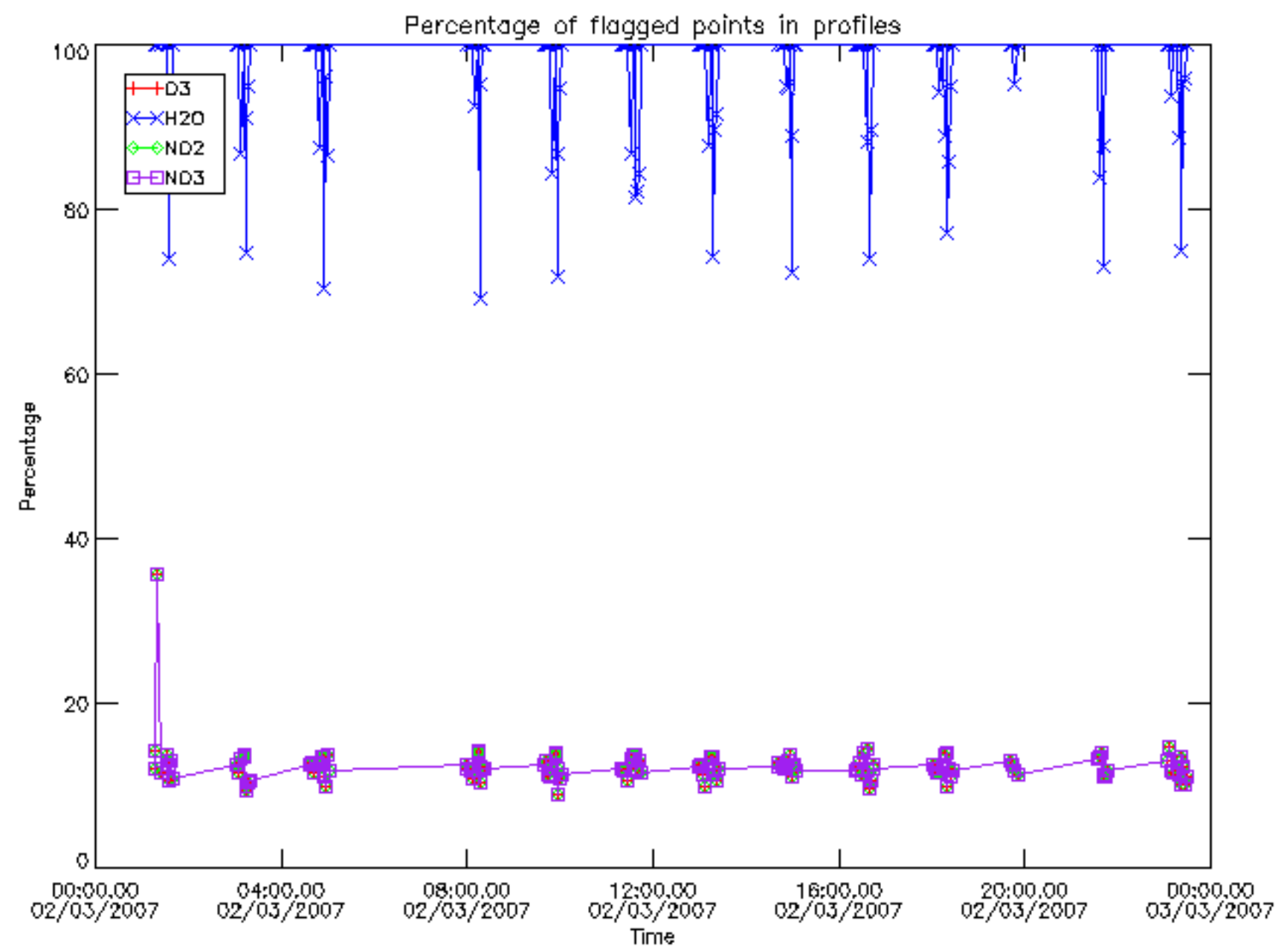




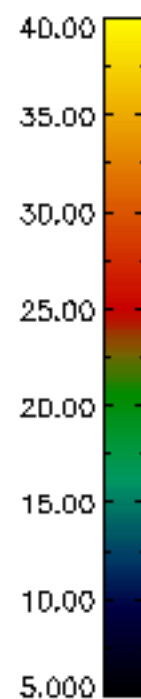
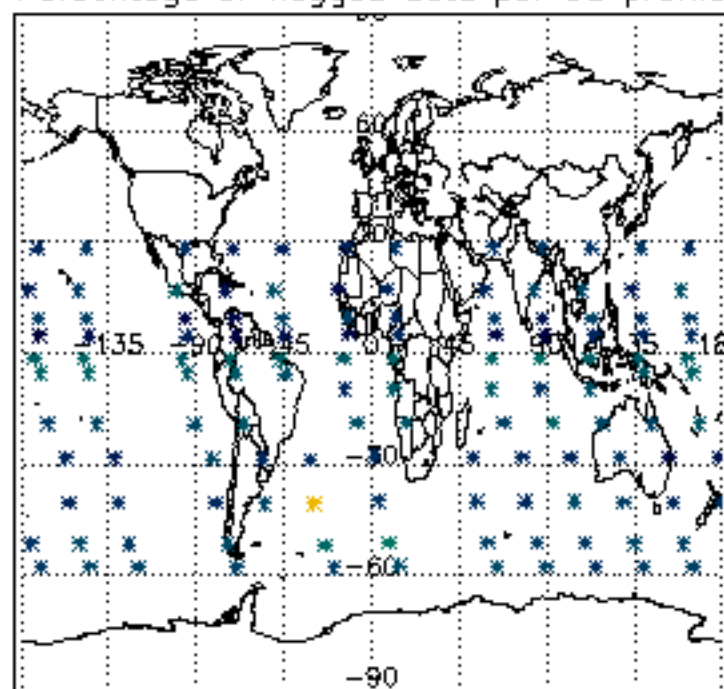




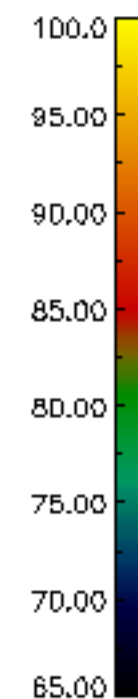
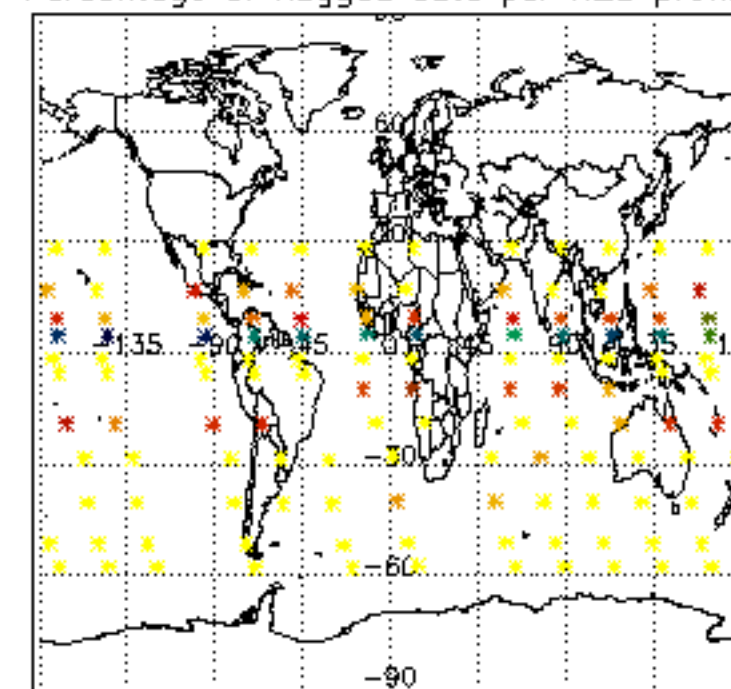




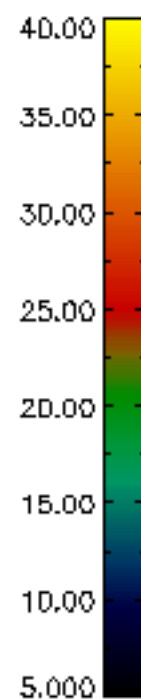
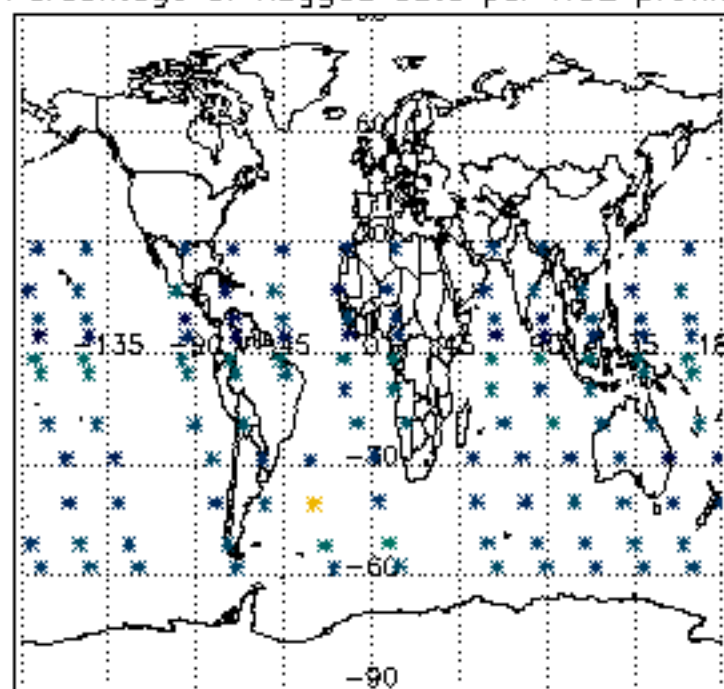
Percentage of flagged data per D3 profile



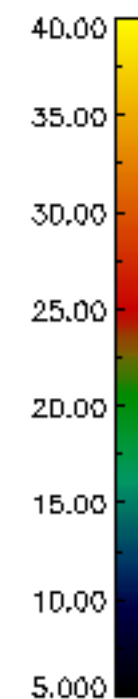
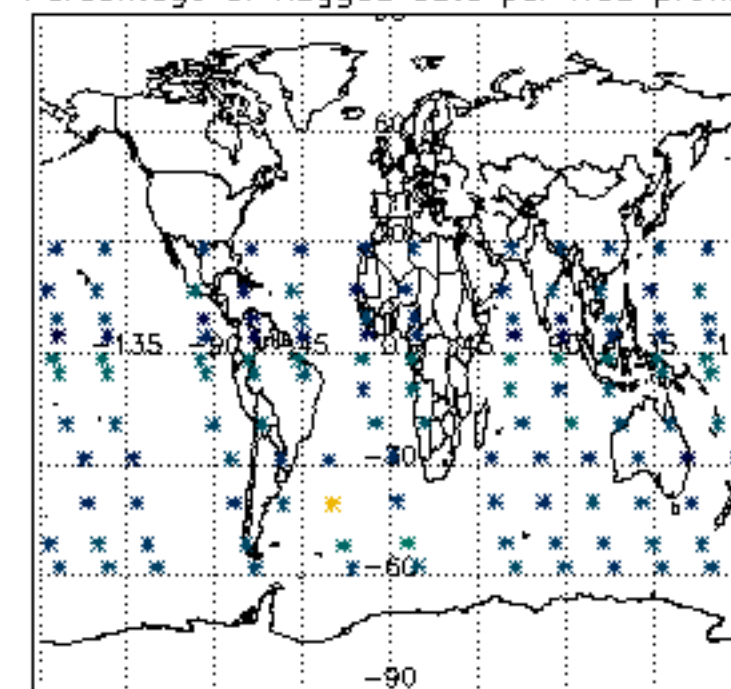
Percentage of flagged data per H2O profile

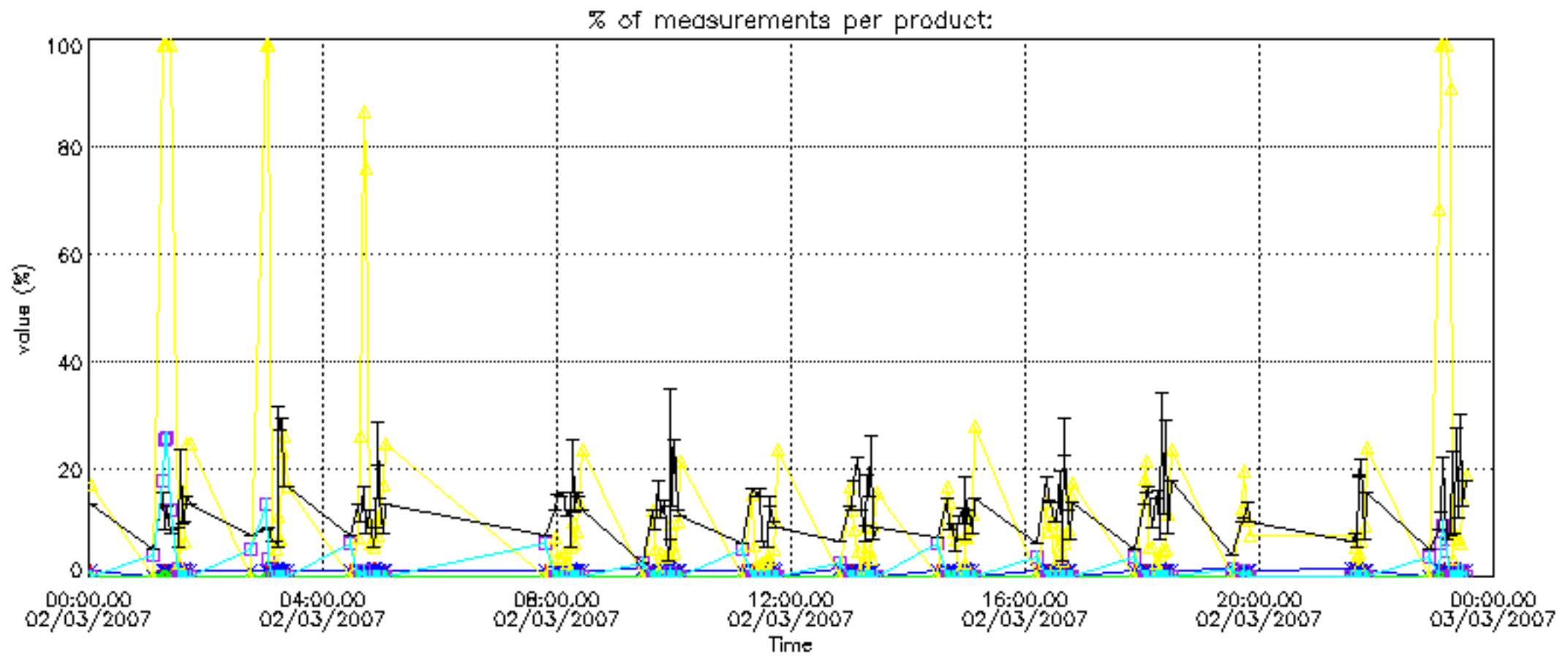


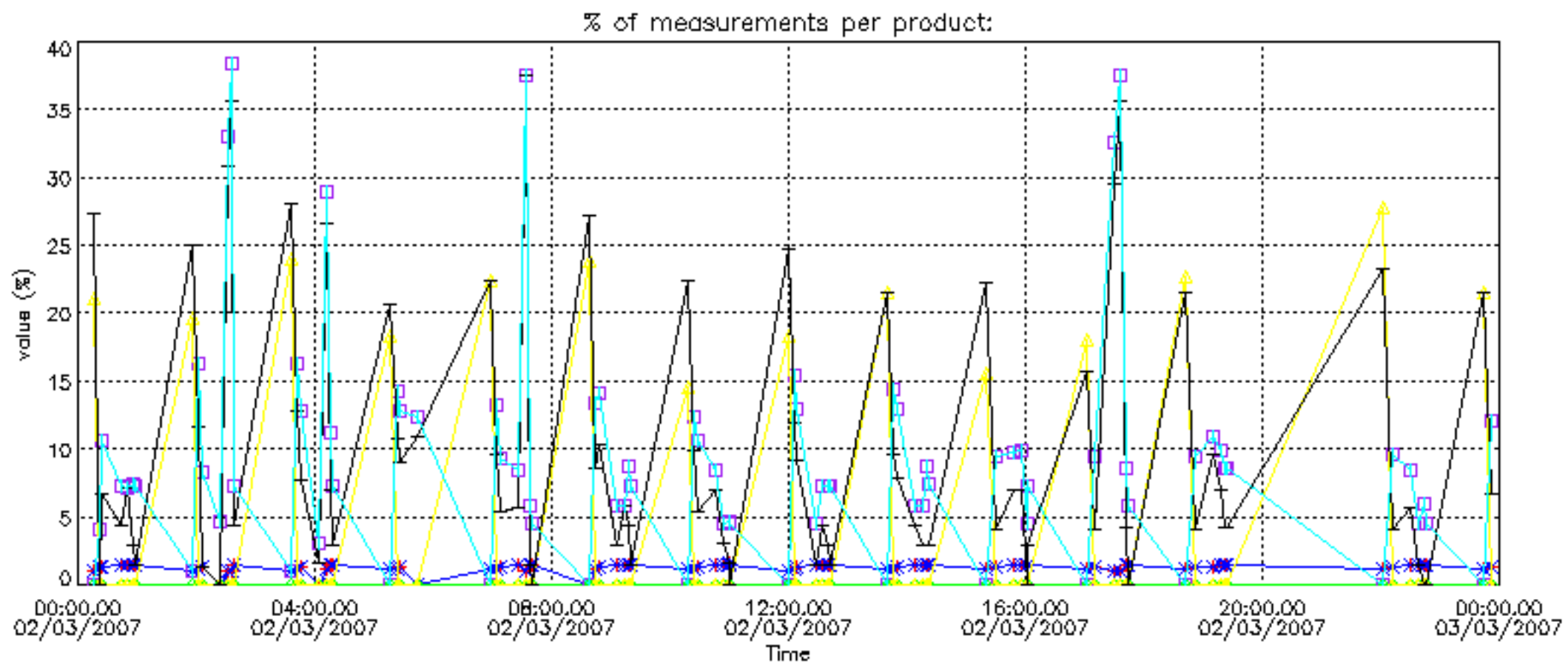
Percentage of flagged data per NO2 profile



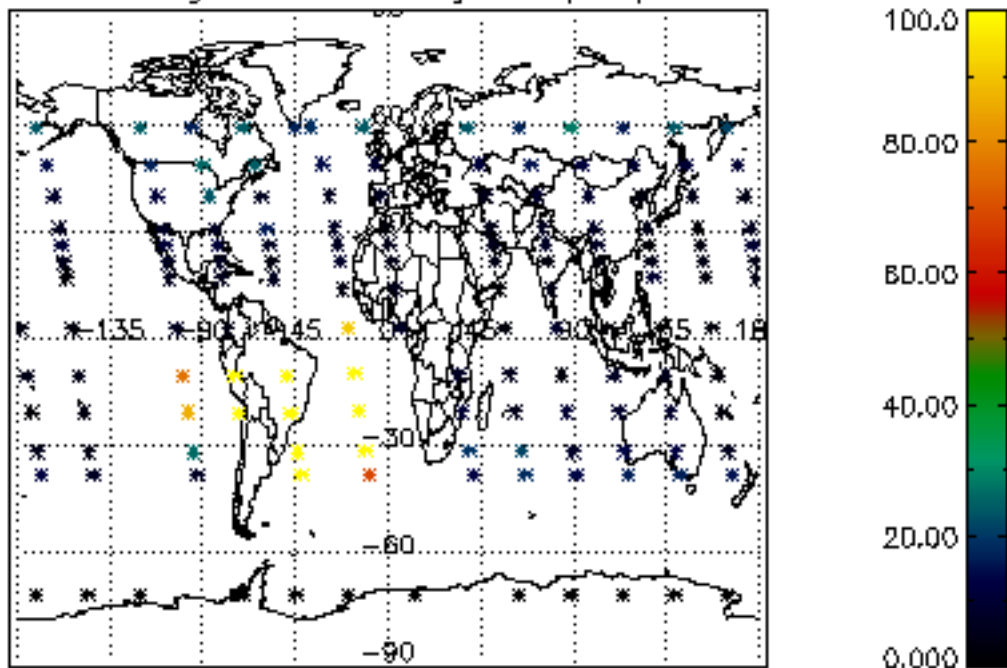
Percentage of flagged data per NO3 profile



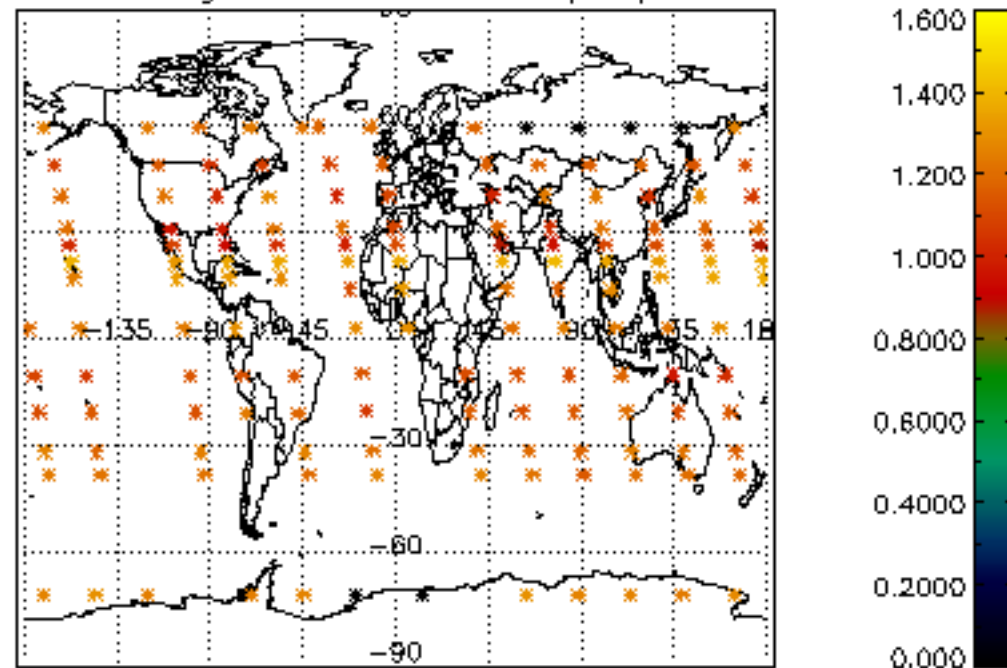




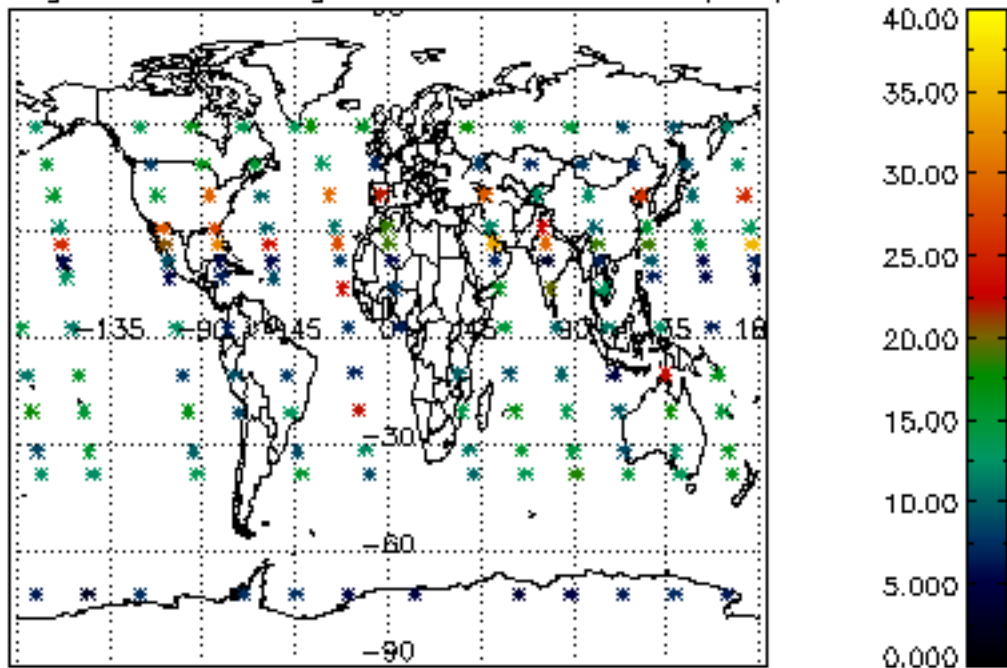
Percentage of cosmic ray hits per profile



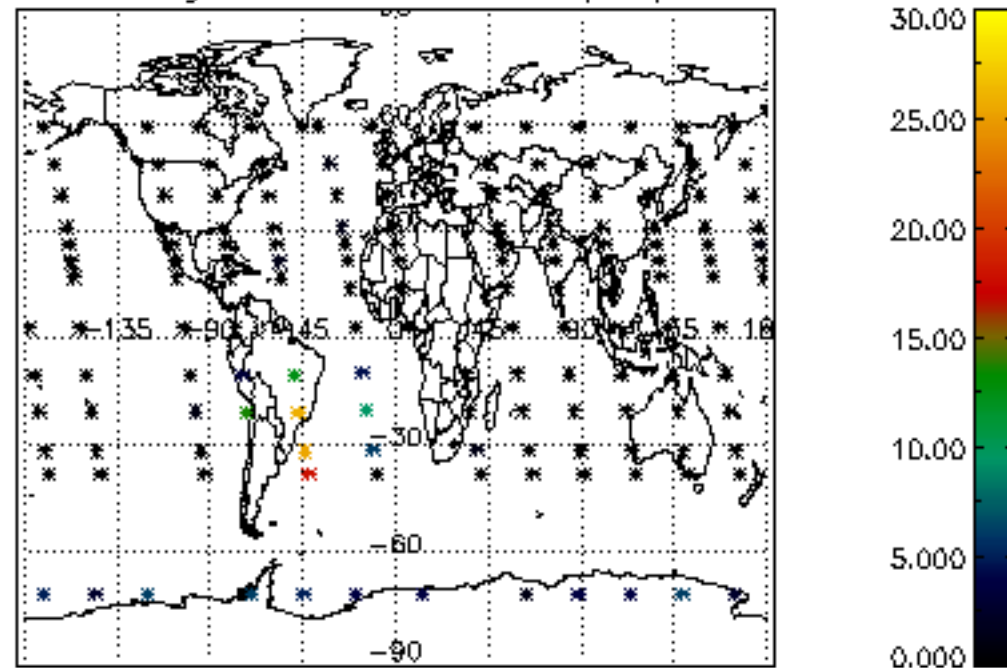
Percentage of datation errors per profile



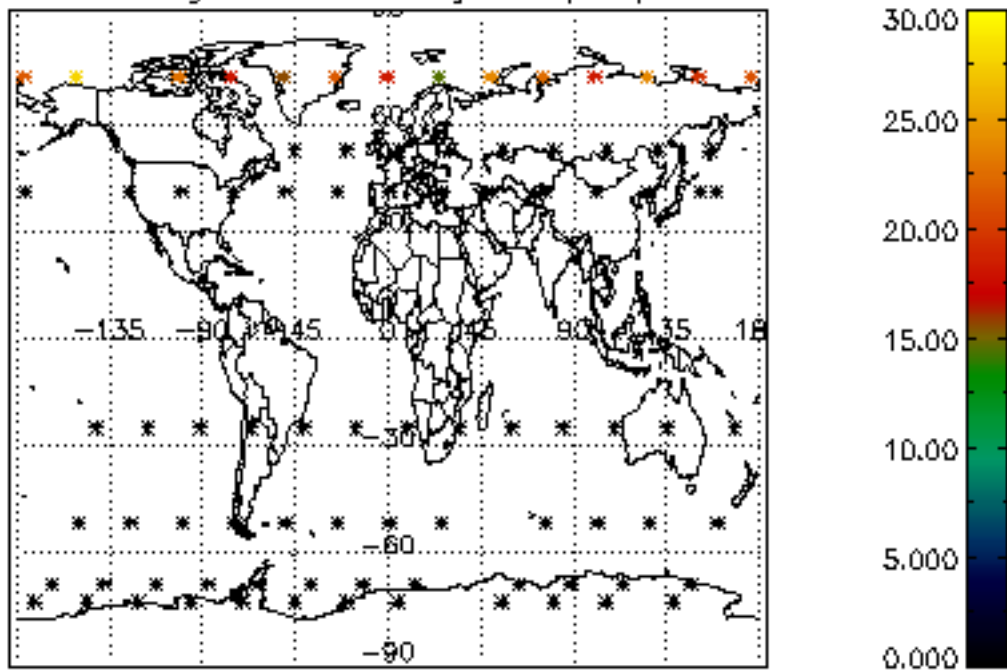
Percentage of star falling outside central band per profile



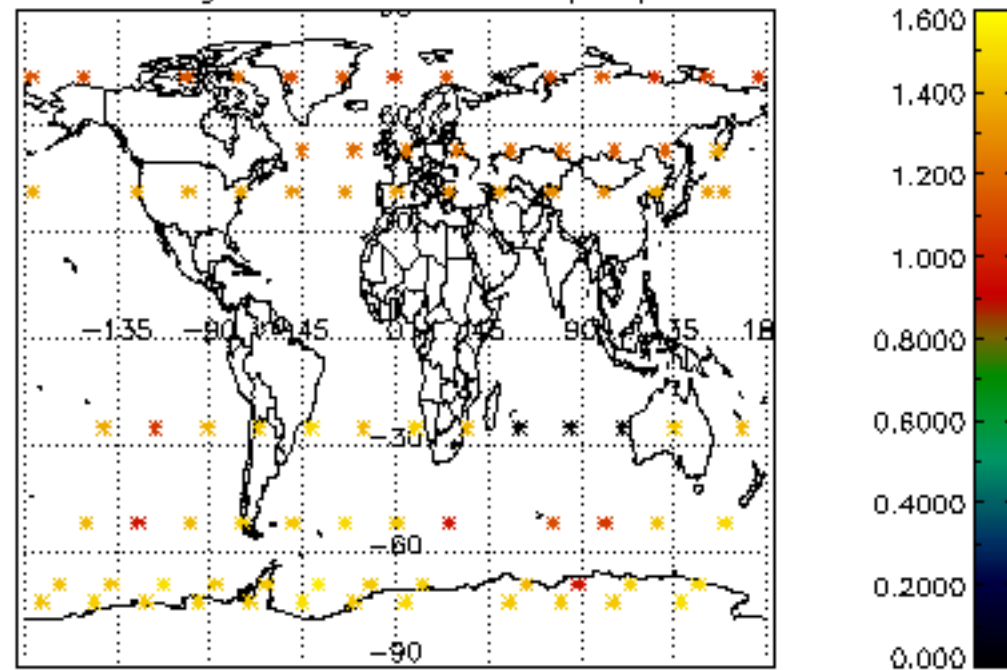
Percentage of saturation errors per profile



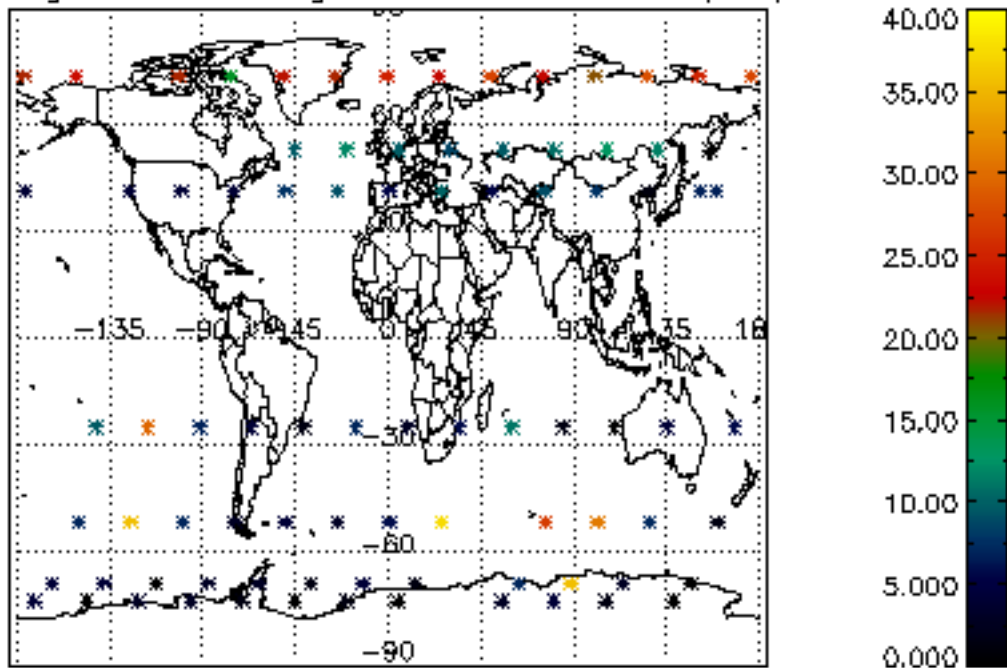
Percentage of cosmic ray hits per profile



Percentage of datation errors per profile



Percentage of star falling outside central band per profile



Percentage of saturation errors per profile

