

GOMOS Level 2 Daily Report

SUMMARY

[1. General Info](#)

[2. Summary of processed GOM_NL_2P products](#)

[3. Level 2 Quality information per product](#)

[3.1 Plot of level 2 quality information per product \(time dependant\)](#)

[3.2 Plot of level 2 quality information per product \(world map\)](#)

[4. Level 1 Quality information per product \(stored on level 2 products\)](#)

[4.1 Plot of level 1 quality information per product \(time dependant\)](#)

[4.1.1 Plot of level 1 quality information per product \(time dependant\): ASCENDING](#)

[4.1.2 Plot of level 1 quality information per product \(time dependant\): DESCENDING](#)

[4.2 Plot of level 1 quality information per product \(world map\)](#)

[4.2.1 Plot of level 1 quality information per product \(world map\): ASCENDING](#)

[4.2.2 Plot of level 1 quality information per product \(world map\): DESCENDING](#)

[5. Ozone profiles based on quality statistics and other trace gas profiles](#)

[5.1 Ozone statistics based on quality of products](#)

[5.2 Plot ozone profiles for all STD \(dark without errors\)](#)

[5.3 Plot ozone profiles where STD < 20% \(dark without errors\)](#)

[5.4. Plot ozone profiles where STD < 10% \(dark without errors\)](#)

[5.5. Plot ozone profiles where STD < 5% \(dark without errors\)](#)

[5.6 Plot NO2 profiles for all STD \(dark without errors\)](#)

[5.7 Plot NO3 profiles for all STD \(dark without errors\)](#)

[5.8 Plot H2O profiles \(only for occultations of stars 1,2,3,4,13,14,16,26,63 dark without errors\) for all STD](#)

[6. Auxiliary Data Files used for the production reported in section 2](#)

This report presents the daily analysis on parameters extracted from GOMOS level 2 data (GOM_NL__2P). It is intended to monitor some important parameters that will impact the quality of these products. A list of level 2 products (and content) that have arrived during the reporting day to the PCF is also given.

Item	Value
Time of report generation	22APR2013 16:31:35
Data source version	GOMOS/6.01
Start time of products	01-03-2007 (01MAR2007 00:00:00)
Stop time of products	02-03-2007 (02MAR2007 00:00:00)
Store outputs in DB	Yes
Nb of level 2 prods	232
Nb of prods with errors	1

2. Summary of processed GOM_NL__2P products.

Nr	Filename	UTC Start time	Limb	Duration	Star Id	Star Name	Star Mag	Star Temp	Nb Meas	Orbit	Prod. error
1	GOM_NL__2PRFIN20070301_000638_000000412056_00030_26136_5670.N1	01-MAR-2007 00:06:38	Dark	41.000	155	41Pi Sgr	2.9000	6600.0	82	26136	No
2	GOM_NL__2PRFIN20070301_000827_000000412056_00030_26136_5671.N1	01-MAR-2007 00:08:27	Dark	41.000	57	34Sig Sgr	2.0660	26000.	82	26136	No
3	GOM_NL__2PRFIN20070301_001132_000000452056_00030_26136_5672.N1	01-MAR-2007 00:11:32	Dark	44.500	38	20Eps Sgr	1.8360	11000.	89	26136	No
4	GOM_NL__2PRFIN20070301_001421_000000472056_00030_26136_5673.N1	01-MAR-2007 00:14:21	Dark	46.500	25	35Lam Sco	1.6200	28000.	93	26136	No
5	GOM_NL__2PRFIN20070301_001808_000000422056_00031_26137_5738.N1	01-MAR-2007 00:18:08	Dark	41.500	141	Bet Ara	2.8400	4600.0	83	26137	No
6	GOM_NL__2PRFIN20070301_002206_000000382056_00031_26137_5739.N1	01-MAR-2007 00:22:06	Dark	38.000	134	Bet TrA	2.8100	6600.0	76	26137	No
7	GOM_NL__2PRFIN20070301_002324_000000372056_00031_26137_5740.N1	01-MAR-2007 00:23:24	Dark	36.500	145	Gam TrA	2.8720	10600.	73	26137	No
8	GOM_NL__2PRFIN20070301_002441_000000562056_00031_26137_5741.N1	01-MAR-2007 00:24:41	Dark	55.500	4	Alp1Cen	-0.010000	5800.0	111	26137	No
9	GOM_NL__2PRFIN20070301_002600_000000422056_00031_26137_5742.N1	01-MAR-2007 00:26:00	Dark	41.500	10	Bet Cen	0.61000	28000.	83	26137	No
10	GOM_NL__2PRFIN20070301_002836_000000392056_00031_26137_5743.N1	01-MAR-2007 00:28:36	Dark	38.500	12	Alp1Cru	0.77500	30000.	77	26137	No
11	GOM_NL__2PRFIN20070301_003101_000000452056_00031_26137_5744.N1	01-MAR-2007 00:31:01	Dark	44.500	64	Gam Cen	2.2000	10600.	89	26137	No
12	GOM_NL__2PRFIN20070301_003408_000000412056_00031_26137_5745.N1	01-MAR-2007 00:34:08	Straylight	41.000	113	Mu Vel	2.6920	5000.0	82	26137	No
13	GOM_NL__2PRFIN20070301_004644_000000482056_00031_26137_5746.N1	01-MAR-2007 00:46:44	Twilight_and_stray	48.000	48	30Alp Hya	1.9770	4100.0	96	26137	No
14	GOM_NL__2PRFIN20070301_005617_000000382056_00031_26137_5747.N1	01-MAR-2007 00:56:17	Bright	38.000	166	17Eps Leo	2.9800	6000.0	76	26137	No
15	GOM_NL__2PRFIN20070301_011445_000000362056_00031_26137_5748.N1	01-MAR-2007 01:14:45	Bright	35.500	49	1Alp UMi	1.9900	6300.0	71	26137	No
16	GOM_NL__2PRFIN20070301_012720_000000332056_00031_26137_5749.N1	01-MAR-2007 01:27:20	Bright	33.000	19	50Alp Cyg	1.2460	10500.	66	26137	No
17	GOM_NL__2PRFIN20070301_012854_000000342056_00031_26137_5750.N1	01-MAR-2007 01:28:54	Bright	33.500	66	37Gam Cyg	2.2080	5900.0	67	26137	No
18	GOM_NL__2PRFIN20070301_013727_000000392056_00031_26137_5751.N1	01-MAR-2007 01:37:27	Bright	38.500	168	17Zet Aql	2.9860	11000.	77	26137	No
19	GOM_NL__2PRFIN20070301_014714_000000422056_00031_26137_5752.N1	01-MAR-2007 01:47:14	Dark	42.000	155	41Pi Sgr	2.9000	6600.0	84	26137	No
20	GOM_NL__2PRFIN20070301_014903_000000392056_00031_26137_5753.N1	01-MAR-2007 01:49:03	Dark	39.000	57	34Sig Sgr	2.0660	26000.	78	26137	No
21	GOM_NL__2PRFIN20070301_015209_000000442056_00031_26137_5754.N1	01-MAR-2007 01:52:09	Dark	43.500	38	20Eps Sgr	1.8360	11000.	87	26137	No
22	GOM_NL__2PRFIN20070301_015458_000000522056_00031_26137_5755.N1	01-MAR-2007 01:54:58	Dark	52.000	25	35Lam Sco	1.6200	28000.	104	26137	No
23	GOM_NL__2PRFIN20070301_015844_000000392056_00032_26138_5748.N1	01-MAR-2007 01:58:44	Dark	39.000	141	Bet Ara	2.8400	4600.0	78	26138	No
24	GOM_NL__2PRFIN20070301_020243_000000382056_00032_26138_5749.N1	01-MAR-2007 02:02:43	Dark	38.000	134	Bet TrA	2.8100	6600.0	76	26138	No
25	GOM_NL__2PRFIN20070301_020401_000000382056_00032_26138_5750.N1	01-MAR-2007 02:04:01	Dark	37.500	145	Gam TrA	2.8720	10600.	75	26138	No
26	GOM_NL__2PRFIN20070301_020517_000000462056_00032_26138_5751.N1	01-MAR-2007 02:05:17	Dark	45.500	4	Alp1Cen	-0.010000	5800.0	91	26138	No
27	GOM_NL__2PRFIN20070301_020637_000000422056_00032_26138_5752.N1	01-MAR-2007 02:06:37	Dark	42.000	10	Bet Cen	0.61000	28000.	84	26138	No
28	GOM_NL__2PRFIN20070301_020912_000000392056_00032_26138_5753.N1	01-MAR-2007 02:09:12	Dark	39.000	12	Alp1Cru	0.77500	30000.	78	26138	No
29	GOM_NL__2PRFIN20070301_021138_000000432056_00032_26138_5754.N1	01-MAR-2007 02:11:38	Dark	42.500	64	Gam Cen	2.2000	10600.	85	26138	No
30	GOM_NL__2PRFIN20070301_021445_000000422056_00032_26138_5755.N1	01-MAR-2007 02:14:45	Straylight	41.500	113	Mu Vel	2.6920	5000.0	83	26138	No
31	GOM_NL__2PRFIN20070301_022720_000000442056_00032_26138_5756.N1	01-MAR-2007 02:27:20	Twilight_and_stray	44.000	48	30Alp Hya	1.9770	4100.0	88	26138	No
32	GOM_NL__2PRFIN20070301_023653_000000402056_00032_26138_5757.N1	01-MAR-2007 02:36:53	Bright	39.500	166	17Eps Leo	2.9800	6000.0	79	26138	No
33	GOM_NL__2PRFIN20070301_025521_000000332056_00032_26138_5758.N1	01-MAR-2007 02:55:21	Bright	32.500	49	1Alp UMi	1.9900	6300.0	65	26138	No
34	GOM_NL__2PRFIN20070301_030756_000000522056_00032_26138_5759.N1	01-MAR-2007 03:07:56	Bright	52.000	19	50Alp Cyg	1.2460	10500.	104	26138	No
35	GOM_NL__2PRFIN20070301_030930_000000362056_00032_26138_5760.N1	01-MAR-2007 03:09:30	Bright	35.500	66	37Gam Cyg	2.2080	5900.0	71	26138	No
36	GOM_NL__2PRFIN20070301_031803_000000392056_00032_26138_5761.N1	01-MAR-2007 03:18:03	Bright	38.500	168	17Zet Aql	2.9860	11000.	77	26138	No
37	GOM_NL__2PRFIN20070301_032751_000000422056_00032_26138_5762.N1	01-MAR-2007 03:27:51	Dark	42.000	155	41Pi Sgr	2.9000	6600.0	84	26138	No
38	GOM_NL__2PRFIN20070301_033245_000000432056_00032_26138_5763.N1	01-MAR-2007 03:32:45	Dark	42.500	38	20Eps Sgr	1.8360	11000.	85	26138	No
39	GOM_NL__2PRFIN20070301_033535_000000452056_00032_26138_5764.N1	01-MAR-2007 03:35:35	Dark	44.500	25	35Lam Sco	1.6200	28000.	89	26138	No
40	GOM_NL__2PRFIN20070301_033921_000000402056_00033_26139_5763.N1	01-MAR-2007 03:39:21	Dark	40.000	141	Bet Ara	2.8400	4600.0	80	26139	No
41	GOM_NL__2PRFIN20070301_034319_000000382056_00033_26139_5764.N1	01-MAR-2007 03:43:19	Dark	37.500	134	Bet TrA	2.8100	6600.0	75	26139	No
42	GOM_NL__2PRFIN20070301_034437_000000372056_00033_26139_5765.N1	01-MAR-2007 03:44:37	Dark	36.500	145	Gam TrA	2.8720	10600.	73	26139	No

43	GOM_NL__2PRFIN20070301_034554_000000452056_00033_26139_5766.N1	01-MAR-2007 03:45:54	Dark	45.000	4	Alp1Cen	-0.010000	5800.0	90	26139	No
44	GOM_NL__2PRFIN20070301_034713_000000482056_00033_26139_5767.N1	01-MAR-2007 03:47:13	Dark	47.500	10	Bet Cen	0.610000	28000.	95	26139	No
45	GOM_NL__2PRFIN20070301_034949_000000492056_00033_26139_5768.N1	01-MAR-2007 03:49:49	Dark	48.500	12	Alp1Cru	0.775000	30000.	97	26139	No
46	GOM_NL__2PRFIN20070301_035214_000000442056_00033_26139_5769.N1	01-MAR-2007 03:52:14	Dark	44.000	64	Gam Cen	2.2000	10600.	88	26139	No
47	GOM_NL__2PRFIN20070301_035521_000000392056_00033_26139_5770.N1	01-MAR-2007 03:55:21	Straylight	38.500	113	Mu Vel	2.6920	5000.0	77	26139	No
48	GOM_NL__2PRFIN20070301_040756_000000472056_00033_26139_5771.N1	01-MAR-2007 04:07:56	Twilight_stray	46.500	48	30Alp Hya	1.9770	4100.0	93	26139	No
49	GOM_NL__2PRFIN20070301_041729_000000382056_00033_26139_5772.N1	01-MAR-2007 04:17:29	Bright	38.000	166	17Eps Leo	2.9800	6000.0	76	26139	No
50	GOM_NL__2PRFIN20070301_043557_000000372056_00033_26139_5773.N1	01-MAR-2007 04:35:57	Bright	36.500	49	1Alp UMi	1.9900	6300.0	73	26139	No
51	GOM_NL__2PRFIN20070301_044832_000000342056_00033_26139_5774.N1	01-MAR-2007 04:48:32	Bright	34.000	19	50Alp Cyg	1.2460	10500.	68	26139	No
52	GOM_NL__2PRFIN20070301_045006_000000342056_00033_26139_5775.N1	01-MAR-2007 04:50:06	Bright	33.500	66	37Gam Cyg	2.2080	5900.0	67	26139	No
53	GOM_NL__2PRFIN20070301_045840_000000402056_00033_26139_5776.N1	01-MAR-2007 04:58:40	Bright	40.000	168	17Zet Aql	2.9860	11000.	80	26139	No
54	GOM_NL__2PRFIN20070301_050827_000000412056_00033_26139_5777.N1	01-MAR-2007 05:08:27	Dark	41.000	155	41Pi Sgr	2.9000	6600.0	82	26139	No
55	GOM_NL__2PRFIN20070301_051016_000000432056_00033_26139_5778.N1	01-MAR-2007 05:10:16	Dark	42.500	57	34Sig Sgr	2.0660	26000.	85	26139	No
56	GOM_NL__2PRFIN20070301_051322_000000442056_00033_26139_5779.N1	01-MAR-2007 05:13:22	Dark	44.000	38	20Eps Sgr	1.8360	11000.	88	26139	No
57	GOM_NL__2PRFIN20070301_051612_000000432056_00033_26139_5780.N1	01-MAR-2007 05:16:12	Dark	43.000	25	35Lam Sco	1.6200	28000.	86	26139	No
58	GOM_NL__2PRFIN20070301_070034_000000432056_00035_26141_5899.N1	01-MAR-2007 07:00:34	Dark	42.500	141	Bet Ara	2.8400	4600.0	85	26141	No
59	GOM_NL__2PRFIN20070301_070432_000000392056_00035_26141_5900.N1	01-MAR-2007 07:04:32	Dark	38.500	134	Bet TrA	2.8100	6600.0	77	26141	No
60	GOM_NL__2PRFIN20070301_070550_000000362056_00035_26141_5901.N1	01-MAR-2007 07:05:50	Dark	36.000	145	Gam TrA	2.8720	10600.	72	26141	No
61	GOM_NL__2PRFIN20070301_070707_000000412056_00035_26141_5902.N1	01-MAR-2007 07:07:07	Dark	40.500	4	Alp1Cen	-0.010000	5800.0	81	26141	No
62	GOM_NL__2PRFIN20070301_070826_000000422056_00035_26141_5903.N1	01-MAR-2007 07:08:26	Dark	42.000	10	Bet Cen	0.610000	28000.	84	26141	No
63	GOM_NL__2PRFIN20070301_071102_000000442056_00035_26141_5904.N1	01-MAR-2007 07:11:02	Dark	43.500	12	Alp1Cru	0.775000	30000.	87	26141	No
64	GOM_NL__2PRFIN20070301_071327_000000472056_00035_26141_5905.N1	01-MAR-2007 07:13:27	Dark	47.000	64	Gam Cen	2.2000	10600.	94	26141	No
65	GOM_NL__2PRFIN20070301_071634_000000422056_00035_26141_5906.N1	01-MAR-2007 07:16:34	Straylight	41.500	113	Mu Vel	2.6920	5000.0	83	26141	No
66	GOM_NL__2PRFIN20070301_072909_000000472056_00035_26141_5907.N1	01-MAR-2007 07:29:09	Twilight_stray	46.500	48	30Alp Hya	1.9770	4100.0	93	26141	No
67	GOM_NL__2PRFIN20070301_073840_000000382056_00035_26141_5908.N1	01-MAR-2007 07:38:40	Bright	38.000	166	17Eps Leo	2.9800	6000.0	76	26141	No
68	GOM_NL__2PRFIN20070301_075709_000000342056_00035_26141_5909.N1	01-MAR-2007 07:57:09	Bright	34.000	49	1Alp UMi	1.9900	6300.0	68	26141	No
69	GOM_NL__2PRFIN20070301_080944_000000342056_00035_26141_5910.N1	01-MAR-2007 08:09:44	Bright	34.000	19	50Alp Cyg	1.2460	10500.	68	26141	No
70	GOM_NL__2PRFIN20070301_081118_000000352056_00035_26141_5911.N1	01-MAR-2007 08:11:18	Bright	34.500	66	37Gam Cyg	2.2080	5900.0	69	26141	No
71	GOM_NL__2PRFIN20070301_081952_000000412056_00035_26141_5912.N1	01-MAR-2007 08:19:52	Bright	40.500	168	17Zet Aql	2.9860	11000.	81	26141	No
72	GOM_NL__2PRFIN20070301_082940_000000402056_00035_26141_5913.N1	01-MAR-2007 08:29:40	Dark	39.500	155	41Pi Sgr	2.9000	6600.0	79	26141	No
73	GOM_NL__2PRFIN20070301_083129_000000412056_00035_26141_5914.N1	01-MAR-2007 08:31:29	Dark	41.000	57	34Sig Sgr	2.0660	26000.	82	26141	No
74	GOM_NL__2PRFIN20070301_083435_000000432056_00035_26141_5915.N1	01-MAR-2007 08:34:35	Dark	42.500	38	20Eps Sgr	1.8360	11000.	85	26141	No
75	GOM_NL__2PRFIN20070301_083725_000000462056_00035_26141_5916.N1	01-MAR-2007 08:37:25	Dark	46.000	25	35Lam Sco	1.6200	28000.	92	26141	No
76	GOM_NL__2PRFIN20070301_084110_000000492056_00036_26142_6005.N1	01-MAR-2007 08:41:10	Dark	48.500	141	Bet Ara	2.8400	4600.0	97	26142	No
77	GOM_NL__2PRFIN20070301_084509_000000392056_00036_26142_6006.N1	01-MAR-2007 08:45:09	Dark	38.500	134	Bet TrA	2.8100	6600.0	77	26142	No
78	GOM_NL__2PRFIN20070301_084626_000000372056_00036_26142_6007.N1	01-MAR-2007 08:46:26	Dark	37.000	145	Gam TrA	2.8720	10600.	74	26142	No
79	GOM_NL__2PRFIN20070301_084744_000000522056_00036_26142_6008.N1	01-MAR-2007 08:47:44	Dark	51.500	4	Alp1Cen	-0.010000	5800.0	103	26142	No
80	GOM_NL__2PRFIN20070301_084903_000000422056_00036_26142_6009.N1	01-MAR-2007 08:49:03	Dark	41.500	10	Bet Cen	0.610000	28000.	83	26142	No
81	GOM_NL__2PRFIN20070301_085138_000000462056_00036_26142_6010.N1	01-MAR-2007 08:51:38	Dark	45.500	12	Alp1Cru	0.775000	30000.	91	26142	No
82	GOM_NL__2PRFIN20070301_085404_000000462056_00036_26142_6011.N1	01-MAR-2007 08:54:04	Dark	46.000	64	Gam Cen	2.2000	10600.	92	26142	No
83	GOM_NL__2PRFIN20070301_085710_000000402056_00036_26142_6012.N1	01-MAR-2007 08:57:10	Straylight	40.000	113	Mu Vel	2.6920	5000.0	80	26142	No
84	GOM_NL__2PRFIN20070301_090945_000000442056_00036_26142_6013.N1	01-MAR-2007 09:09:45	Twilight_stray	44.000	48	30Alp Hya	1.9770	4100.0	88	26142	No
85	GOM_NL__2PRFIN20070301_091916_000000382056_00036_26142_6014.N1	01-MAR-2007 09:19:16	Bright	38.000	166	17Eps Leo	2.9800	6000.0	76	26142	No
86	GOM_NL__2PRFIN20070301_093745_000000372056_00036_26142_6015.N1	01-MAR-2007 09:37:45	Bright	36.500	49	1Alp UMi	1.9900	6300.0	73	26142	No
87	GOM_NL__2PRFIN20070301_095020_000000352056_00036_26142_6016.N1	01-MAR-2007 09:50:20	Bright	35.000	19	50Alp Cyg	1.2460	10500.	70	26142	No
88	GOM_NL__2PRFIN20070301_095154_000000352056_00036_26142_6017.N1	01-MAR-2007 09:51:54	Bright	35.000	66	37Gam Cyg	2.2080	5900.0	70	26142	No
89	GOM_NL__2PRFIN20070301_100029_000000392056_00036_26142_6018.N1	01-MAR-2007 10:00:29	Bright	38.500	168	17Zet Aql	2.9860	11000.	77	26142	No
90	GOM_NL__2PRFIN20070301_101016_000000382056_00036_26142_6019.N1	01-MAR-2007 10:10:16	Dark	38.000	155	41Pi Sgr	2.9000	6600.0	76	26142	No
91	GOM_NL__2PRFIN20070301_101205_000000392056_00036_26142_6020.N1	01-MAR-2007 10:12:05	Dark	38.500	57	34Sig Sgr	2.0660	26000.	77	26142	No
92	GOM_NL__2PRFIN20070301_101512_000000452056_00036_26142_6021.N1	01-MAR-2007 10:15:12	Dark	45.000	38	20Eps Sgr	1.8360	11000.	90	26142	No
93	GOM_NL__2PRFIN20070301_101802_000000482056_00036_26142_6022.N1	01-MAR-2007 10:18:02	Dark	47.500	25	35Lam Sco	1.6200	28000.	95	26142	No
94	GOM_NL__2PRFIN20070301_102147_000000402056_00037_26143_6161.N1	01-MAR-2007 10:21:47	Dark	40.000	141	Bet Ara	2.8400	4600.0	80	26143	No
95	GOM_NL__2PRFIN20070301_102545_000000382056_00037_26143_6162.N1	01-MAR-2007 10:25:45	Dark	38.000	134	Bet TrA	2.8100	6600.0	76	26143	No
96	GOM_NL__2PRFIN20070301_102703_000000382056_00037_26143_6163.N1	01-MAR-2007 10:27:03	Dark	38.000	145	Gam TrA	2.8720	10600.	76	26143	No
97	GOM_NL__2PRFIN20070301_102820_000000442056_00037_26143_6164.N1	01-MAR-2007 10:28:20	Dark	44.000	4	Alp1Cen	-0.010000	5800.0	88	26143	No
98	GOM_NL__2PRFIN20070301_102939_000000412056_00037_26143_6165.N1	01-MAR-2007 10:29:39	Dark	41.000	10	Bet Cen	0.610000	28000.	82	26143	No
99	GOM_NL__2PRFIN20070301_103214_000000402056_00037_26143_6166.N1	01-MAR-2007 10:32:14	Dark	39.500	12	Alp1Cru	0.775000	30000.	79	26143	No
100	GOM_NL__2PRFIN20070301_103440_000000442056_00037_26143_6167.N1	01-MAR-2007 10:34:40	Dark	43.500	64	Gam Cen	2.2000	10600.	87	26143	No
101	GOM_NL__2PRFIN20070301_103746_000000402056_00037_26143_6168.N1	01-MAR-2007 10:37:46	Straylight	40.000	113	Mu Vel	2.6920	5000.0	80	26143	No

102	GOM_NL__2PRFIN20070301_105021_000000462056_00037_26143_6169.N1	01-MAR-2007 10:50:21	Twilight	46.000	48	30Alp Hya	1.9770	4100.0	92	26143	No
103	GOM_NL__2PRFIN20070301_105952_000000382056_00037_26143_6170.N1	01-MAR-2007 10:59:52	Bright	37.500	166	17Eps Leo	2.9800	6000.0	75	26143	No
104	GOM_NL__2PRFIN20070301_111821_000000362056_00037_26143_6171.N1	01-MAR-2007 11:18:21	Bright	36.000	49	1Alp UMi	1.9900	6300.0	72	26143	No
105	GOM_NL__2PRFIN20070301_113056_000000352056_00037_26143_6172.N1	01-MAR-2007 11:30:56	Bright	34.500	19	50Alp Cyg	1.2460	10500.	69	26143	No
106	GOM_NL__2PRFIN20070301_113230_000000362056_00037_26143_6173.N1	01-MAR-2007 11:32:30	Bright	35.500	66	37Gam Cyg	2.2080	5900.0	71	26143	No
107	GOM_NL__2PRFIN20070301_114105_000000392056_00037_26143_6174.N1	01-MAR-2007 11:41:05	Bright	39.000	168	17Zet Aql	2.9860	11000.	78	26143	No
108	GOM_NL__2PRFIN20070301_115053_000000432056_00037_26143_6175.N1	01-MAR-2007 11:50:53	Dark	42.500	155	41Pi Sgr	2.9000	6600.0	85	26143	No
109	GOM_NL__2PRFIN20070301_115242_000000412056_00037_26143_6176.N1	01-MAR-2007 11:52:42	Dark	40.500	57	34Sig Sgr	2.0660	26000.	81	26143	No
110	GOM_NL__2PRFIN20070301_115548_000000452056_00037_26143_6177.N1	01-MAR-2007 11:55:48	Dark	44.500	38	20Eps Sgr	1.8360	11000.	89	26143	No
111	GOM_NL__2PRFIN20070301_115839_000000452056_00037_26143_6178.N1	01-MAR-2007 11:58:39	Dark	45.000	25	35Lam Sco	1.6200	28000.	90	26143	No
112	GOM_NL__2PRFIN20070301_120223_000000392056_00038_26144_6219.N1	01-MAR-2007 12:02:23	Dark	39.000	141	Bet Ara	2.8400	4600.0	78	26144	No
113	GOM_NL__2PRFIN20070301_120622_000000382056_00038_26144_6220.N1	01-MAR-2007 12:06:22	Dark	37.500	134	Bet TrA	2.8100	6600.0	75	26144	No
114	GOM_NL__2PRFIN20070301_120739_000000372056_00038_26144_6221.N1	01-MAR-2007 12:07:39	Dark	36.500	145	Gam TrA	2.8720	10600.	73	26144	No
115	GOM_NL__2PRFIN20070301_120857_000000432056_00038_26144_6222.N1	01-MAR-2007 12:08:57	Dark	43.000	4	Alp1Cen	-0.010000	5800.0	86	26144	No
116	GOM_NL__2PRFIN20070301_121016_000000442056_00038_26144_6223.N1	01-MAR-2007 12:10:16	Dark	43.500	10	Bet Cen	0.61000	28000.	87	26144	No
117	GOM_NL__2PRFIN20070301_121251_000000402056_00038_26144_6224.N1	01-MAR-2007 12:12:51	Dark	39.500	12	Alp1Cru	0.77500	30000.	79	26144	No
118	GOM_NL__2PRFIN20070301_121517_000000432056_00038_26144_6225.N1	01-MAR-2007 12:15:17	Dark	42.500	64	Gam Cen	2.2000	10600.	85	26144	No
119	GOM_NL__2PRFIN20070301_121822_000000402056_00038_26144_6226.N1	01-MAR-2007 12:18:22	Straylight	40.000	113	Mu Vel	2.6920	5000.0	80	26144	No
120	GOM_NL__2PRFIN20070301_123057_000000482056_00038_26144_6227.N1	01-MAR-2007 12:30:57	Twilight	48.000	48	30Alp Hya	1.9770	4100.0	96	26144	No
121	GOM_NL__2PRFIN20070301_124027_000000422056_00038_26144_6228.N1	01-MAR-2007 12:40:27	Bright	42.000	166	17Eps Leo	2.9800	6000.0	84	26144	No
122	GOM_NL__2PRFIN20070301_130627_000000352056_00038_26144_6229.N1	01-MAR-2007 13:06:27	Bright	34.500	89	5Alp Cep	2.4510	8000.0	69	26144	No
123	GOM_NL__2PRFIN20070301_131132_000000362056_00038_26144_6230.N1	01-MAR-2007 13:11:32	Bright	35.500	19	50Alp Cyg	1.2460	10500.	71	26144	No
124	GOM_NL__2PRFIN20070301_131306_000000352056_00038_26144_6231.N1	01-MAR-2007 13:13:06	Bright	34.500	66	37Gam Cyg	2.2080	5900.0	69	26144	No
125	GOM_NL__2PRFIN20070301_132141_000000392056_00038_26144_6232.N1	01-MAR-2007 13:21:41	Bright	39.000	168	17Zet Aql	2.9860	11000.	78	26144	No
126	GOM_NL__2PRFIN20070301_133129_000000422056_00038_26144_6233.N1	01-MAR-2007 13:31:29	Dark	41.500	155	41Pi Sgr	2.9000	6600.0	83	26144	No
127	GOM_NL__2PRFIN20070301_133318_000000402056_00038_26144_6234.N1	01-MAR-2007 13:33:18	Dark	40.000	57	34Sig Sgr	2.0660	26000.	80	26144	No
128	GOM_NL__2PRFIN20070301_133625_000000422056_00038_26144_6235.N1	01-MAR-2007 13:36:25	Dark	42.000	38	20Eps Sgr	1.8360	11000.	84	26144	No
129	GOM_NL__2PRFIN20070301_133916_000000472056_00038_26144_6236.N1	01-MAR-2007 13:39:16	Dark	46.500	25	35Lam Sco	1.6200	28000.	93	26144	No
130	GOM_NL__2PRFIN20070301_134259_000000392056_00039_26145_6275.N1	01-MAR-2007 13:42:59	Dark	39.000	141	Bet Ara	2.8400	4600.0	78	26145	No
131	GOM_NL__2PRFIN20070301_134658_000000392056_00039_26145_6276.N1	01-MAR-2007 13:46:58	Dark	39.000	134	Bet TrA	2.8100	6600.0	78	26145	No
132	GOM_NL__2PRFIN20070301_134815_000000372056_00039_26145_6277.N1	01-MAR-2007 13:48:15	Dark	36.500	145	Gam TrA	2.8720	10600.	73	26145	No
133	GOM_NL__2PRFIN20070301_134933_000000472056_00039_26145_6278.N1	01-MAR-2007 13:49:33	Dark	47.000	4	Alp1Cen	-0.010000	5800.0	94	26145	No
134	GOM_NL__2PRFIN20070301_135052_000000422056_00039_26145_6279.N1	01-MAR-2007 13:50:52	Dark	42.000	10	Bet Cen	0.61000	28000.	84	26145	No
135	GOM_NL__2PRFIN20070301_135327_000000482056_00039_26145_6280.N1	01-MAR-2007 13:53:27	Dark	47.500	12	Alp1Cru	0.77500	30000.	95	26145	No
136	GOM_NL__2PRFIN20070301_135553_000000422056_00039_26145_6281.N1	01-MAR-2007 13:55:53	Dark	42.000	64	Gam Cen	2.2000	10600.	84	26145	No
137	GOM_NL__2PRFIN20070301_135859_000000382056_00039_26145_6282.N1	01-MAR-2007 13:58:59	Straylight	38.000	113	Mu Vel	2.6920	5000.0	76	26145	No
138	GOM_NL__2PRFIN20070301_141133_000000472056_00039_26145_6283.N1	01-MAR-2007 14:11:33	Twilight	46.500	48	30Alp Hya	1.9770	4100.0	93	26145	No
139	GOM_NL__2PRFIN20070301_142103_000000382056_00039_26145_6284.N1	01-MAR-2007 14:21:03	Bright	38.000	166	17Eps Leo	2.9800	6000.0	76	26145	No
140	GOM_NL__2PRFIN20070301_143933_000000352056_00039_26145_6285.N1	01-MAR-2007 14:39:33	Bright	35.000	49	1Alp UMi	1.9900	6300.0	70	26145	No
141	GOM_NL__2PRFIN20070301_144703_000000352056_00039_26145_6286.N1	01-MAR-2007 14:47:03	Bright	34.500	89	5Alp Cep	2.4510	8000.0	69	26145	No
142	GOM_NL__2PRFIN20070301_145209_000000342056_00039_26145_6287.N1	01-MAR-2007 14:52:09	Bright	34.000	19	50Alp Cyg	1.2460	10500.	68	26145	No
143	GOM_NL__2PRFIN20070301_145342_000000332056_00039_26145_6288.N1	01-MAR-2007 14:53:42	Bright	33.000	66	37Gam Cyg	2.2080	5900.0	66	26145	No
144	GOM_NL__2PRFIN20070301_150217_000000382056_00039_26145_6289.N1	01-MAR-2007 15:02:17	Bright	38.000	168	17Zet Aql	2.9860	11000.	76	26145	No
145	GOM_NL__2PRFIN20070301_151206_000000402056_00039_26145_6290.N1	01-MAR-2007 15:12:06	Dark	39.500	155	41Pi Sgr	2.9000	6600.0	79	26145	No
146	GOM_NL__2PRFIN20070301_151355_000000422056_00039_26145_6291.N1	01-MAR-2007 15:13:55	Dark	41.500	57	34Sig Sgr	2.0660	26000.	83	26145	No
147	GOM_NL__2PRFIN20070301_151701_000000452056_00039_26145_6292.N1	01-MAR-2007 15:17:01	Dark	45.000	38	20Eps Sgr	1.8360	11000.	90	26145	No
148	GOM_NL__2PRFIN20070301_151952_000000432056_00039_26145_6293.N1	01-MAR-2007 15:19:52	Dark	42.500	25	35Lam Sco	1.6200	28000.	85	26145	No
149	GOM_NL__2PRFIN20070301_152336_000000402056_00040_26146_6379.N1	01-MAR-2007 15:23:36	Dark	40.000	141	Bet Ara	2.8400	4600.0	80	26146	No
150	GOM_NL__2PRFIN20070301_152734_000000402056_00040_26146_6380.N1	01-MAR-2007 15:27:34	Dark	39.500	134	Bet TrA	2.8100	6600.0	79	26146	No
151	GOM_NL__2PRFIN20070301_152852_000000372056_00040_26146_6381.N1	01-MAR-2007 15:28:52	Dark	37.000	145	Gam TrA	2.8720	10600.	74	26146	No
152	GOM_NL__2PRFIN20070301_153010_000000452056_00040_26146_6382.N1	01-MAR-2007 15:30:10	Dark	44.500	4	Alp1Cen	-0.010000	5800.0	89	26146	No
153	GOM_NL__2PRFIN20070301_153129_000000442056_00040_26146_6383.N1	01-MAR-2007 15:31:29	Dark	44.000	10	Bet Cen	0.61000	28000.	88	26146	No
154	GOM_NL__2PRFIN20070301_153403_000000402056_00040_26146_6384.N1	01-MAR-2007 15:34:03	Dark	39.500	12	Alp1Cru	0.77500	30000.	79	26146	No
155	GOM_NL__2PRFIN20070301_153630_000000452056_00040_26146_6385.N1	01-MAR-2007 15:36:30	Dark	44.500	64	Gam Cen	2.2000	10600.	89	26146	No
156	GOM_NL__2PRFIN20070301_153935_000000432056_00040_26146_6386.N1	01-MAR-2007 15:39:35	Straylight	42.500	113	Mu Vel	2.6920	5000.0	85	26146	No
157	GOM_NL__2PRFIN20070301_155209_000000442056_00040_26146_6387.N1	01-MAR-2007 15:52:09	Twilight	44.000	48	30Alp Hya	1.9770	4100.0	88	26146	No
158	GOM_NL__2PRFIN20070301_160139_000000392056_00040_26146_6388.N1	01-MAR-2007 16:01:39	Bright	39.000	166	17Eps Leo	2.9800	6000.0	78	26146	No
159	GOM_NL__2PRFIN20070301_162009_000000362056_00040_26146_6389.N1	01-MAR-2007 16:20:09	Bright	35.500	49	1Alp UMi	1.9900	6300.0	71	26146	No
160	GOM_NL__2PRFIN20070301_162739_000000512056_00040_26146_6390.N1	01-MAR-2007 16:27:39	Bright	51.000	89	5Alp Cep	2.4510	8000.0	102	26146	No

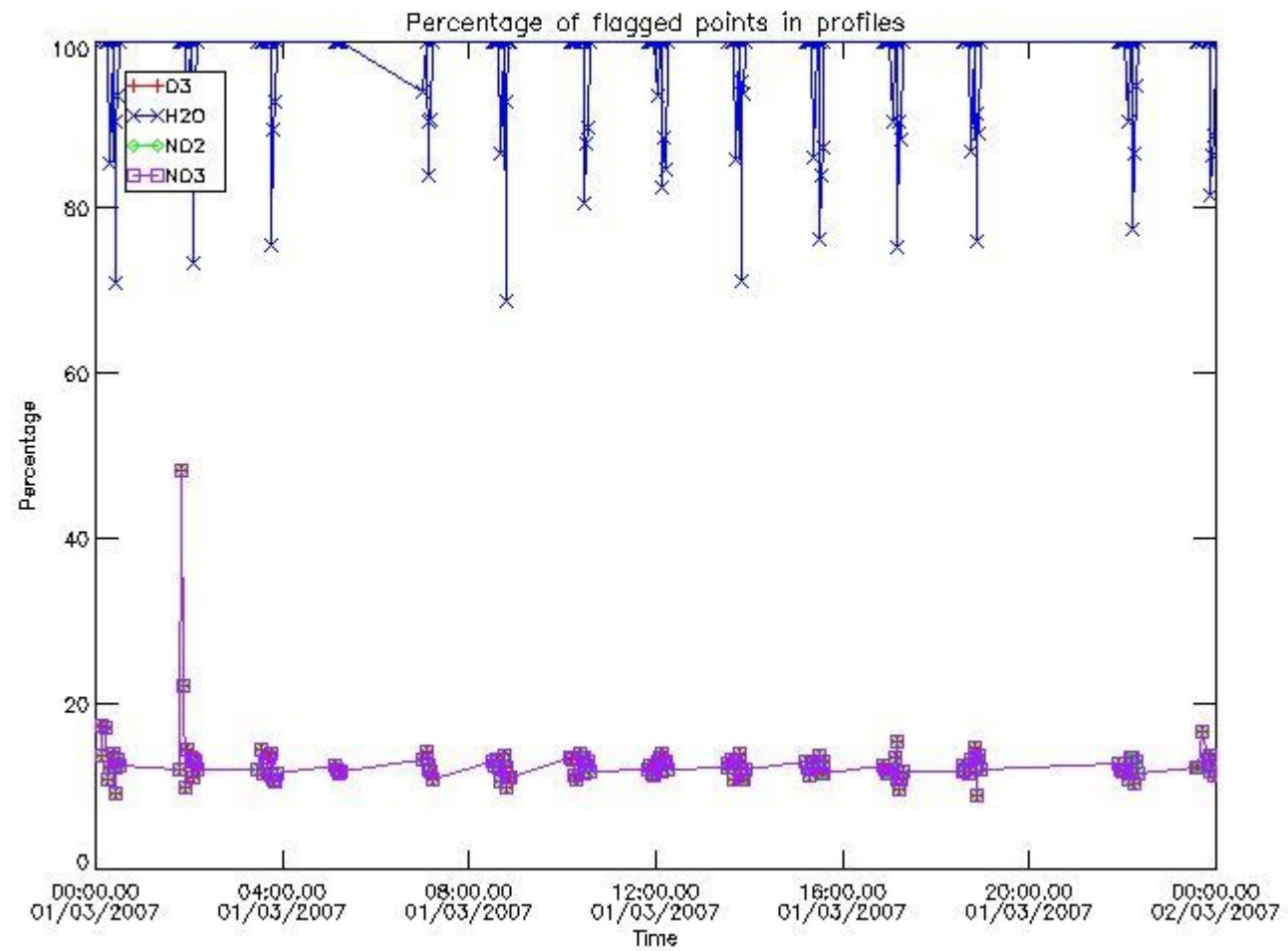
161	GOM_NL__2PRFIN20070301_163245_000000352056_00040_26146_6391.N1	01-MAR-2007 16:32:45	Bright	35.000	19	50Alp Cyg	1.2460	10500.	70	26146	No
162	GOM_NL__2PRFIN20070301_163418_000000352056_00040_26146_6392.N1	01-MAR-2007 16:34:18	Bright	35.000	66	37Gam Cyg	2.2080	5900.0	70	26146	No
163	GOM_NL__2PRFIN20070301_164254_000000392056_00040_26146_6393.N1	01-MAR-2007 16:42:54	Bright	39.000	168	17Zet Aql	2.9860	11000.	78	26146	No
164	GOM_NL__2PRFIN20070301_165242_000000412056_00040_26146_6394.N1	01-MAR-2007 16:52:42	Dark	40.500	155	41Pi Sgr	2.9000	6600.0	81	26146	No
165	GOM_NL__2PRFIN20070301_165431_000000422056_00040_26146_6395.N1	01-MAR-2007 16:54:31	Dark	42.000	57	34Sig Sgr	2.0660	26000.	84	26146	No
166	GOM_NL__2PRFIN20070301_165738_000000442056_00040_26146_6396.N1	01-MAR-2007 16:57:38	Dark	44.000	38	20Eps Sgr	1.8360	11000.	88	26146	No
167	GOM_NL__2PRFIN20070301_170029_000000452056_00040_26146_6397.N1	01-MAR-2007 17:00:29	Dark	44.500	25	35Lam Sco	1.6200	28000.	89	26146	No
168	GOM_NL__2PRFIN20070301_170412_000000422056_00041_26147_6404.N1	01-MAR-2007 17:04:12	Dark	42.000	141	Bet Ara	2.8400	4600.0	84	26147	No
169	GOM_NL__2PRFIN20070301_170811_000000382056_00041_26147_6405.N1	01-MAR-2007 17:08:11	Dark	38.000	134	Bet TrA	2.8100	6600.0	76	26147	No
170	GOM_NL__2PRFIN20070301_170928_000000372056_00041_26147_6406.N1	01-MAR-2007 17:09:28	Dark	36.500	145	Gam TrA	2.8720	10600.	73	26147	No
171	GOM_NL__2PRFIN20070301_171046_000000472056_00041_26147_6407.N1	01-MAR-2007 17:10:46	Dark	47.000	4	Alp1Cen	-0.010000	5800.0	94	26147	No
172	GOM_NL__2PRFIN20070301_171205_000000532056_00041_26147_6408.N1	01-MAR-2007 17:12:05	Dark	52.500	10	Bet Cen	0.61000	28000.	105	26147	No
173	GOM_NL__2PRFIN20070301_171440_000000482056_00041_26147_6409.N1	01-MAR-2007 17:14:40	Dark	47.500	12	Alp1Cru	0.77500	30000.	95	26147	No
174	GOM_NL__2PRFIN20070301_171707_000000432056_00041_26147_6410.N1	01-MAR-2007 17:17:07	Dark	43.000	64	Gam Cen	2.2000	10600.	86	26147	No
175	GOM_NL__2PRFIN20070301_172011_000000412056_00041_26147_6411.N1	01-MAR-2007 17:20:11	Straylight	40.500	113	Mu Vel	2.6920	5000.0	81	26147	No
176	GOM_NL__2PRFIN20070301_173245_000000442056_00041_26147_6412.N1	01-MAR-2007 17:32:45	Twilight_and_stray	44.000	48	30Alp Hya	1.9770	4100.0	88	26147	No
177	GOM_NL__2PRFIN20070301_174215_000000392056_00041_26147_6413.N1	01-MAR-2007 17:42:15	Bright	38.500	166	17Eps Leo	2.9800	6000.0	77	26147	No
178	GOM_NL__2PRFIN20070301_180045_000000522056_00041_26147_6414.N1	01-MAR-2007 18:00:45	Bright	52.000	49	1Alp UMi	1.9900	6300.0	104	26147	No
179	GOM_NL__2PRFIN20070301_180815_000000362056_00041_26147_6415.N1	01-MAR-2007 18:08:15	Bright	35.500	89	5Alp Cep	2.4510	8000.0	71	26147	No
180	GOM_NL__2PRFIN20070301_181321_000000332056_00041_26147_6416.N1	01-MAR-2007 18:13:21	Bright	33.000	19	50Alp Cyg	1.2460	10500.	66	26147	No
181	GOM_NL__2PRFIN20070301_181454_000000352056_00041_26147_6417.N1	01-MAR-2007 18:14:54	Bright	34.500	66	37Gam Cyg	2.2080	5900.0	69	26147	No
182	GOM_NL__2PRFIN20070301_182330_000000392056_00041_26147_6418.N1	01-MAR-2007 18:23:30	Bright	39.000	168	17Zet Aql	2.9860	11000.	78	26147	No
183	GOM_NL__2PRFIN20070301_183318_000000442056_00041_26147_6419.N1	01-MAR-2007 18:33:18	Dark	43.500	155	41Pi Sgr	2.9000	6600.0	87	26147	No
184	GOM_NL__2PRFIN20070301_183508_000000412056_00041_26147_6420.N1	01-MAR-2007 18:35:08	Dark	40.500	57	34Sig Sgr	2.0660	26000.	81	26147	No
185	GOM_NL__2PRFIN20070301_183814_000000432056_00041_26147_6421.N1	01-MAR-2007 18:38:14	Dark	42.500	38	20Eps Sgr	1.8360	11000.	85	26147	No
186	GOM_NL__2PRFIN20070301_184106_000000442056_00041_26147_6422.N1	01-MAR-2007 18:41:06	Dark	44.000	25	35Lam Sco	1.6200	28000.	88	26147	No
187	GOM_NL__2PRFIN20070301_184449_000000392056_00042_26148_6412.N1	01-MAR-2007 18:44:49	Dark	38.500	141	Bet Ara	2.8400	4600.0	77	26148	No
188	GOM_NL__2PRFIN20070301_184848_000000382056_00042_26148_6413.N1	01-MAR-2007 18:48:48	Dark	38.000	134	Bet TrA	2.8100	6600.0	76	26148	No
189	GOM_NL__2PRFIN20070301_185004_000000382056_00042_26148_6414.N1	01-MAR-2007 18:50:04	Dark	37.500	145	Gam TrA	2.8720	10600.	75	26148	No
190	GOM_NL__2PRFIN20070301_185123_000000572056_00042_26148_6415.N1	01-MAR-2007 18:51:23	Dark	56.500	4	Alp1Cen	-0.010000	5800.0	113	26148	No
191	GOM_NL__2PRFIN20070301_185242_000000412056_00042_26148_6416.N1	01-MAR-2007 18:52:42	Dark	40.500	10	Bet Cen	0.61000	28000.	81	26148	No
192	GOM_NL__2PRFIN20070301_185516_000000412056_00042_26148_6417.N1	01-MAR-2007 18:55:16	Dark	41.000	12	Alp1Cru	0.77500	30000.	82	26148	No
193	GOM_NL__2PRFIN20070301_185743_000000432056_00042_26148_6418.N1	01-MAR-2007 18:57:43	Dark	42.500	64	Gam Cen	2.2000	10600.	85	26148	No
194	GOM_NL__2PRFIN20070301_190047_000000332056_00042_26148_6419.N1	01-MAR-2007 19:00:47	Straylight	33.000	113	Mu Vel	2.6920	5000.0	66	26148	No
195	GOM_NL__2PRFIN20070301_204124_000000422056_00043_26149_6420.N1	01-MAR-2007 20:41:24	Dark	42.000	113	Mu Vel	2.6920	5000.0	84	26149	Yes
196	GOM_NL__2PRFIN20070301_205357_000000462056_00043_26149_6421.N1	01-MAR-2007 20:53:57	Twilight_and_stray	46.000	48	30Alp Hya	1.9770	4100.0	92	26149	No
197	GOM_NL__2PRFIN20070301_210006_000000282056_00043_26149_6422.N1	01-MAR-2007 21:00:06	Bright	28.000	22	32Alp Leo	1.3600	15200.	56	26149	No
198	GOM_NL__2PRFIN20070301_210326_000000392056_00043_26149_6423.N1	01-MAR-2007 21:03:26	Bright	39.000	166	17Eps Leo	2.9800	6000.0	78	26149	No
199	GOM_NL__2PRFIN20070301_212157_000000362056_00043_26149_6424.N1	01-MAR-2007 21:21:57	Bright	35.500	49	1Alp UMi	1.9900	6300.0	71	26149	No
200	GOM_NL__2PRFIN20070301_212927_000000352056_00043_26149_6425.N1	01-MAR-2007 21:29:27	Bright	35.000	89	5Alp Cep	2.4510	8000.0	70	26149	No
201	GOM_NL__2PRFIN20070301_213433_000000332056_00043_26149_6426.N1	01-MAR-2007 21:34:33	Bright	33.000	19	50Alp Cyg	1.2460	10500.	66	26149	No
202	GOM_NL__2PRFIN20070301_213607_000000342056_00043_26149_6427.N1	01-MAR-2007 21:36:07	Bright	33.500	66	37Gam Cyg	2.2080	5900.0	67	26149	No
203	GOM_NL__2PRFIN20070301_214443_000000392056_00043_26149_6428.N1	01-MAR-2007 21:44:43	Bright	39.000	168	17Zet Aql	2.9860	11000.	78	26149	No
204	GOM_NL__2PRFIN20070301_215431_000000402056_00043_26149_6429.N1	01-MAR-2007 21:54:31	Dark	40.000	155	41Pi Sgr	2.9000	6600.0	80	26149	No
205	GOM_NL__2PRFIN20070301_215620_000000422056_00043_26149_6430.N1	01-MAR-2007 21:56:20	Dark	42.000	57	34Sig Sgr	2.0660	26000.	84	26149	No
206	GOM_NL__2PRFIN20070301_215928_000000442056_00043_26149_6431.N1	01-MAR-2007 21:59:28	Dark	43.500	38	20Eps Sgr	1.8360	11000.	87	26149	No
207	GOM_NL__2PRFIN20070301_220220_000000442056_00043_26149_6432.N1	01-MAR-2007 22:02:20	Dark	43.500	25	35Lam Sco	1.6200	28000.	87	26149	No
208	GOM_NL__2PRFIN20070301_220602_000000482056_00044_26150_6428.N1	01-MAR-2007 22:06:02	Dark	47.500	141	Bet Ara	2.8400	4600.0	95	26150	No
209	GOM_NL__2PRFIN20070301_221000_000000382056_00044_26150_6429.N1	01-MAR-2007 22:10:00	Dark	38.000	134	Bet TrA	2.8100	6600.0	76	26150	No
210	GOM_NL__2PRFIN20070301_221117_000000382056_00044_26150_6430.N1	01-MAR-2007 22:11:17	Dark	37.500	145	Gam TrA	2.8720	10600.	75	26150	No
211	GOM_NL__2PRFIN20070301_221236_000000452056_00044_26150_6431.N1	01-MAR-2007 22:12:36	Dark	44.500	4	Alp1Cen	-0.010000	5800.0	89	26150	No
212	GOM_NL__2PRFIN20070301_221355_000000492056_00044_26150_6432.N1	01-MAR-2007 22:13:55	Dark	49.000	10	Bet Cen	0.61000	28000.	98	26150	No
213	GOM_NL__2PRFIN20070301_221629_000000392056_00044_26150_6433.N1	01-MAR-2007 22:16:29	Dark	39.000	12	Alp1Cru	0.77500	30000.	78	26150	No
214	GOM_NL__2PRFIN20070301_221856_000000452056_00044_26150_6434.N1	01-MAR-2007 22:18:56	Dark	44.500	64	Gam Cen	2.2000	10600.	89	26150	No
215	GOM_NL__2PRFIN20070301_222200_000000402056_00044_26150_6435.N1	01-MAR-2007 22:22:00	Straylight	40.000	113	Mu Vel	2.6920	5000.0	80	26150	No
216	GOM_NL__2PRFIN20070301_223433_000000442056_00044_26150_6436.N1	01-MAR-2007 22:34:33	Twilight_and_stray	43.500	48	30Alp Hya	1.9770	4100.0	87	26150	No
217	GOM_NL__2PRFIN20070301_224042_000000372056_00044_26150_6437.N1	01-MAR-2007 22:40:42	Bright	37.000	22	32Alp Leo	1.3600	15200.	74	26150	No
218	GOM_NL__2PRFIN20070301_224402_000000392056_00044_26150_6438.N1	01-MAR-2007 22:44:02	Bright	38.500	166	17Eps Leo	2.9800	6000.0	77	26150	No
219	GOM_NL__2PRFIN20070301_230232_000000352056_00044_26150_6439.N1	01-MAR-2007 23:02:32	Bright	35.000	49	1Alp UMi	1.9900	6300.0	70	26150	No

220	GOM_NL__2PRFIN20070301_231003_000000342056_00044_26150_6440.N1	01-MAR-2007 23:10:03	Bright	33.500	89	5Alp Cep	2.4510	8000.0	67	26150	No
221	GOM_NL__2PRFIN20070301_231509_000000362056_00044_26150_6441.N1	01-MAR-2007 23:15:09	Bright	35.500	19	50Alp Cyg	1.2460	10500.	71	26150	No
222	GOM_NL__2PRFIN20070301_231643_000000332056_00044_26150_6442.N1	01-MAR-2007 23:16:43	Bright	33.000	66	37Gam Cyg	2.2080	5900.0	66	26150	No
223	GOM_NL__2PRFIN20070301_232519_000000392056_00044_26150_6443.N1	01-MAR-2007 23:25:19	Bright	38.500	168	17Zet Aql	2.9860	11000.	77	26150	No
224	GOM_NL__2PRFIN20070301_233508_000000422056_00044_26150_6444.N1	01-MAR-2007 23:35:08	Dark	41.500	155	41Pi Sgr	2.9000	6600.0	83	26150	No
225	GOM_NL__2PRFIN20070301_233657_000000422056_00044_26150_6445.N1	01-MAR-2007 23:36:57	Dark	41.500	57	34Sig Sgr	2.0660	26000.	83	26150	No
226	GOM_NL__2PRFIN20070301_234256_000000432056_00044_26150_6446.N1	01-MAR-2007 23:42:56	Dark	43.000	25	35Lam Sco	1.6200	28000.	86	26150	No
227	GOM_NL__2PRFIN20070301_235037_000000392056_00045_26151_6432.N1	01-MAR-2007 23:50:37	Dark	38.500	134	Bet TrA	2.8100	6600.0	77	26151	No
228	GOM_NL__2PRFIN20070301_235153_000000372056_00045_26151_6433.N1	01-MAR-2007 23:51:53	Dark	37.000	145	Gam TrA	2.8720	10600.	74	26151	No
229	GOM_NL__2PRFIN20070301_235312_000000442056_00045_26151_6434.N1	01-MAR-2007 23:53:12	Dark	43.500	4	Alp1Cen	-0.010000	5800.0	87	26151	No
230	GOM_NL__2PRFIN20070301_235431_000000412056_00045_26151_6435.N1	01-MAR-2007 23:54:31	Dark	40.500	10	Bet Cen	0.61000	28000.	81	26151	No
231	GOM_NL__2PRFIN20070301_235705_000000452056_00045_26151_6436.N1	01-MAR-2007 23:57:05	Dark	45.000	12	Alp1Cru	0.77500	30000.	90	26151	No
232	GOM_NL__2PRFIN20070301_235933_000000432056_00045_26151_6437.N1	01-MAR-2007 23:59:33	Dark	43.000	64	Gam Cen	2.2000	10600.	86	26151	No

3. Quality information per product

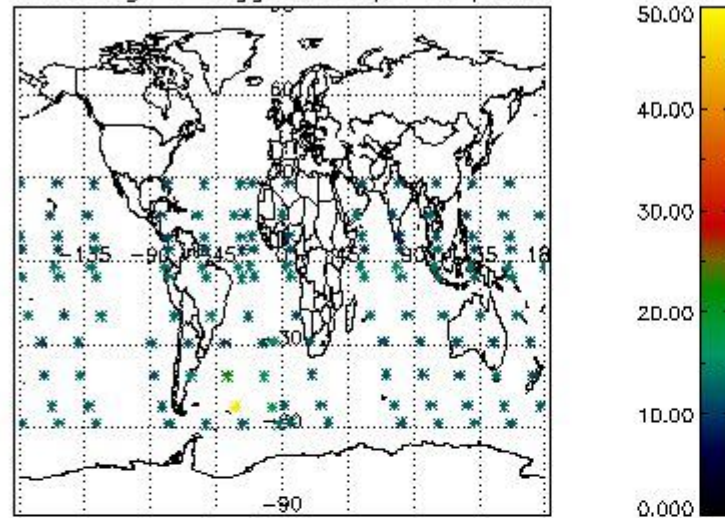
In this section it is plotted some information contained in the Quality Summary data set of the level 2 products. Only products in dark limb conditions and without errors (error flag in the MPH set to "0") are used.

3.1 Plot quality information per product (time dependant)

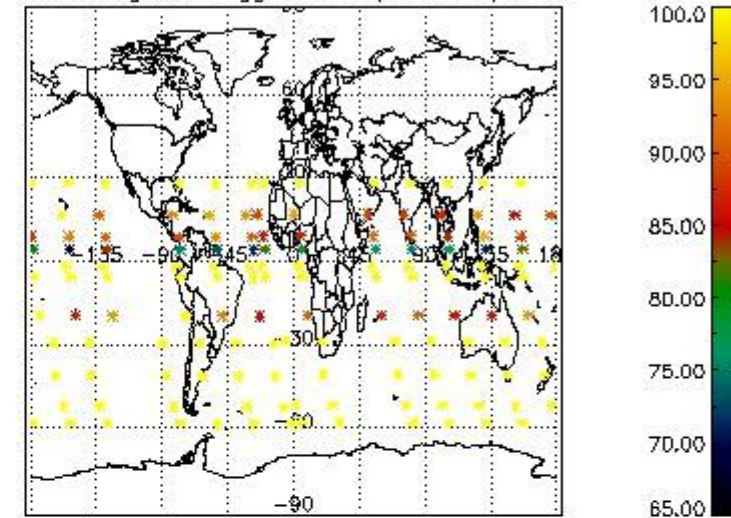


3.2 Plot quality information per product (world map)

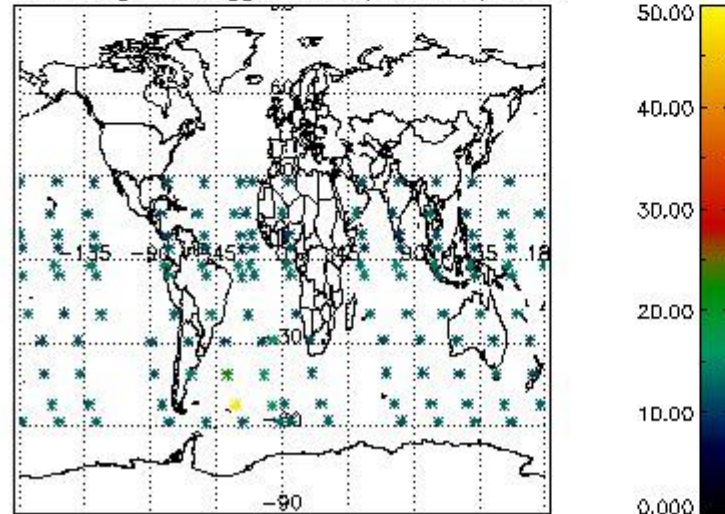
Percentage of flagged data per O3 profile



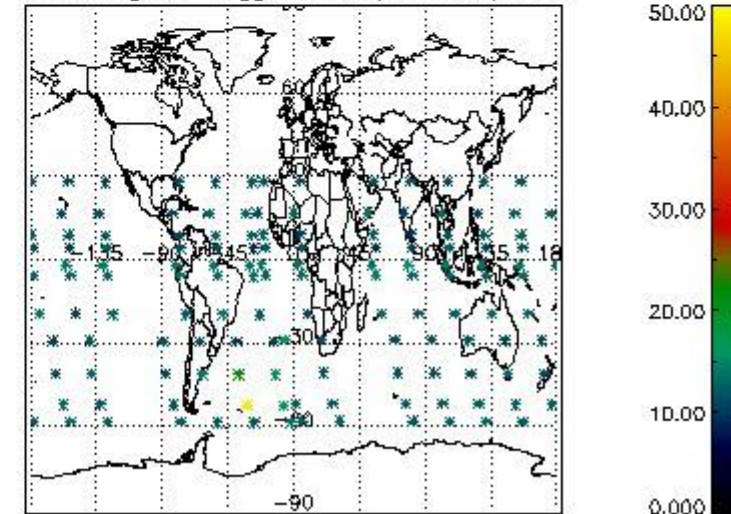
Percentage of flagged data per H2O profile



Percentage of flagged data per NO2 profile



Percentage of flagged data per NO3 profile

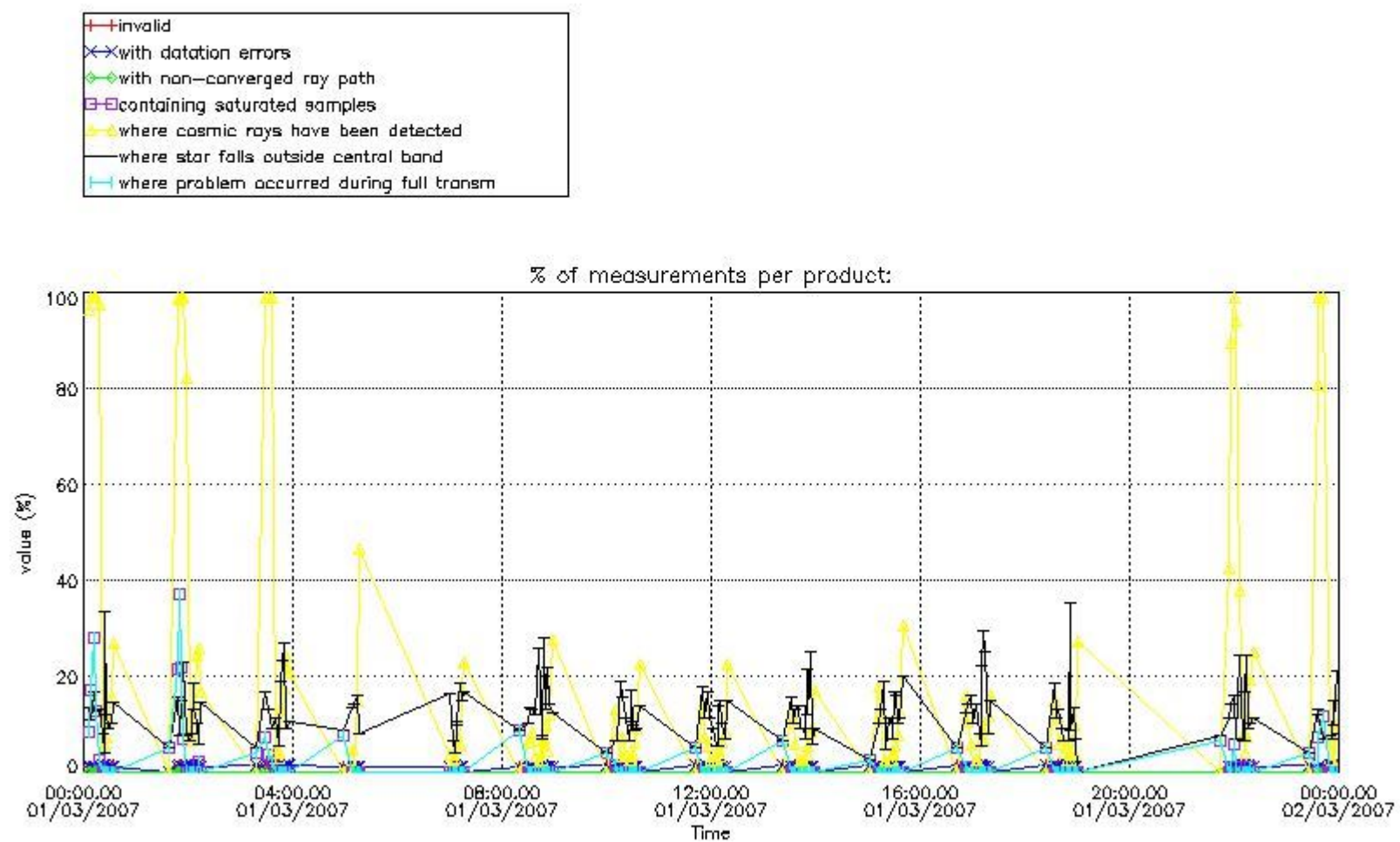


4. Level 1 quality information per product

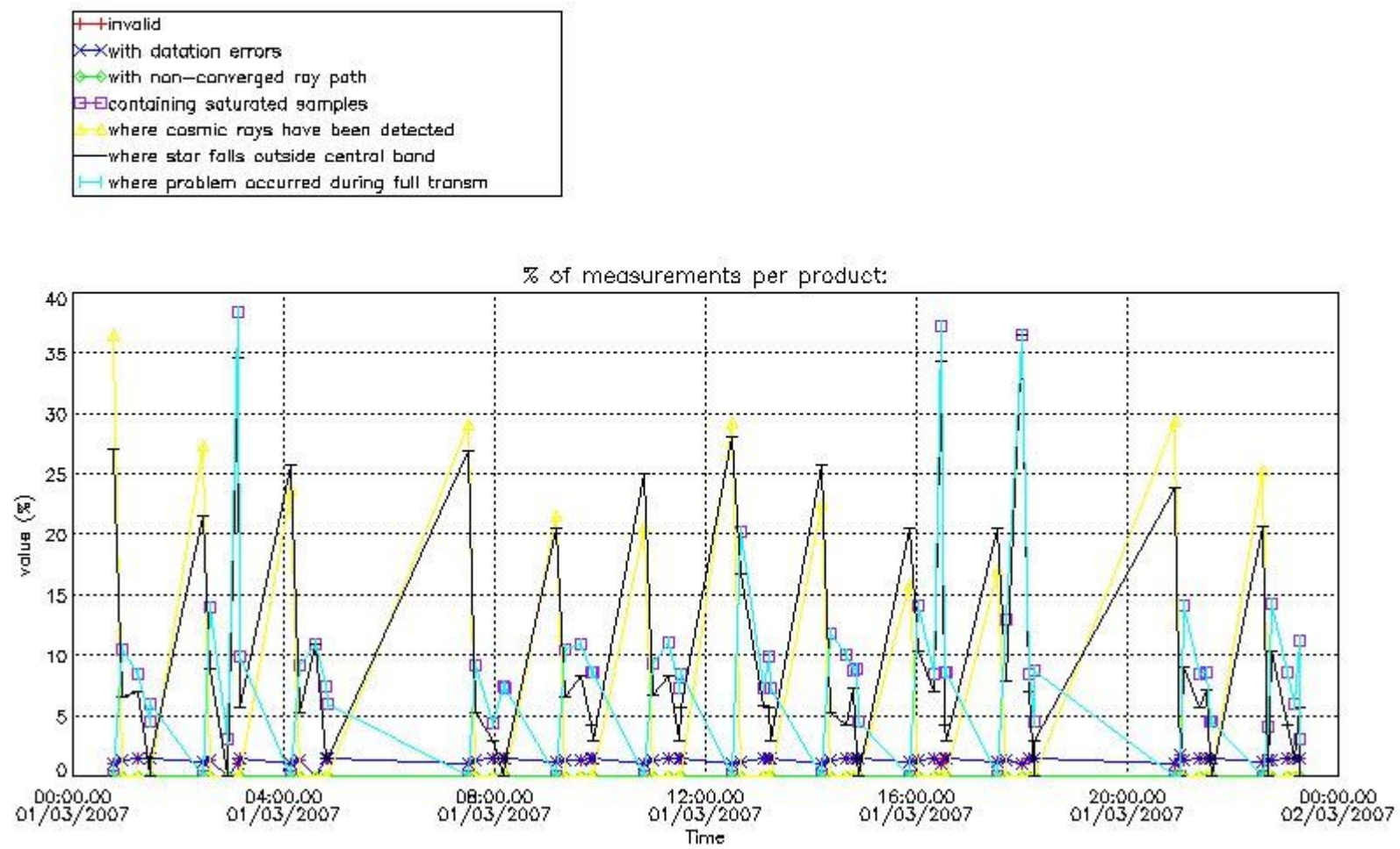
In this section it is plotted some information contained in the Quality Summary data set of the level 2 products that comes from the level 1b processing. Products without errors (error flag in the MPH set to "0") are used.

4.1 Plot quality information per product (time dependant) coming from level 1b processing

4.1.1 Plot level 1 quality information per product (time dependant): ENVISAT ASCENDING passes



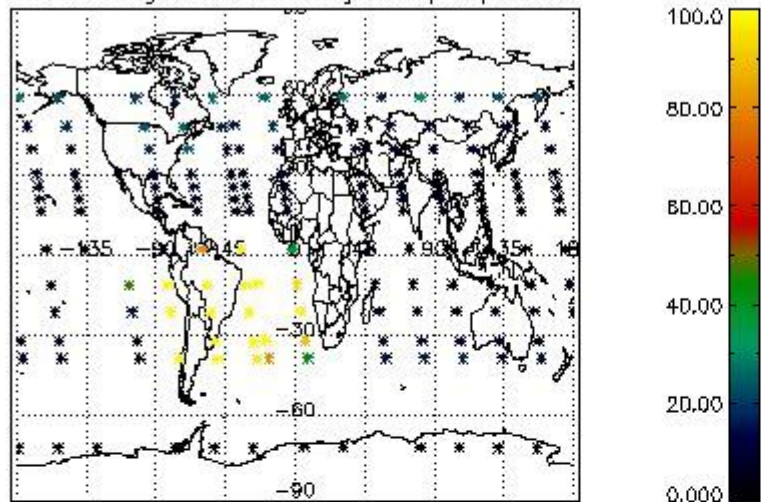
4.1.2 Plot level 1 quality information per product (time dependant): ENVI SAT DESCENDING passes



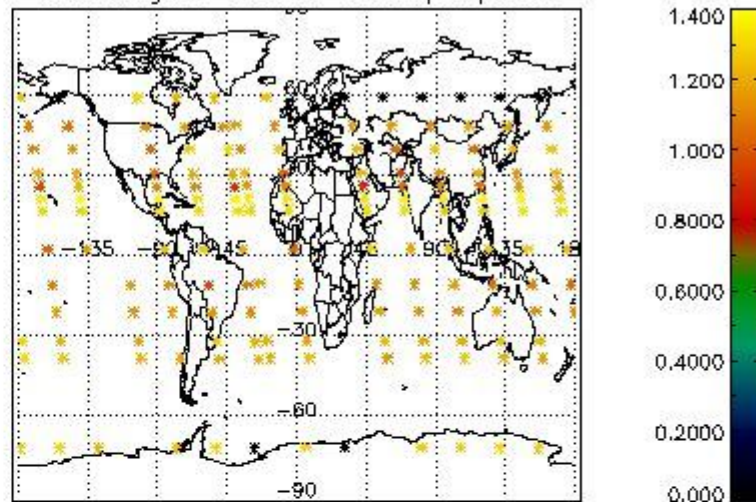
4.2 Plot quality information per product coming from level 1b processing (world map)

4.2.1 Plot level 1 quality information per product (world map): ENVISAT ASCENDING passes

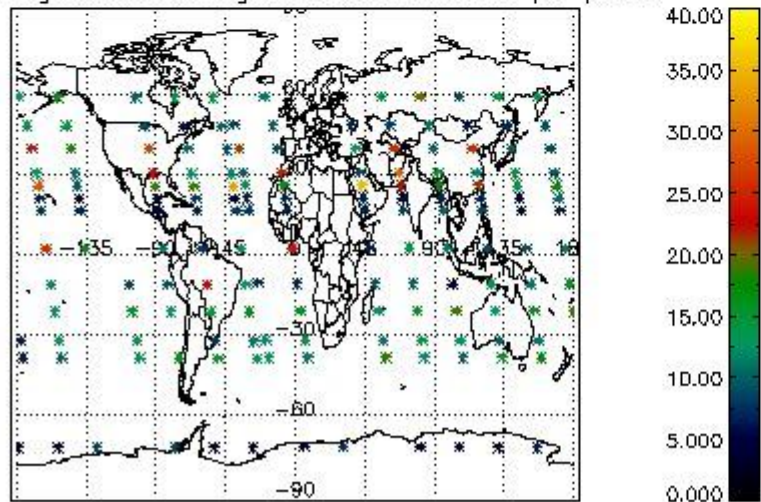
Percentage of cosmic ray hits per profile



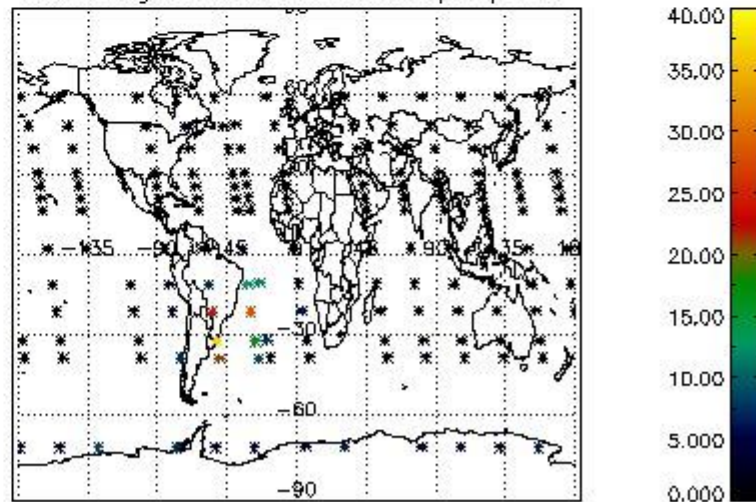
Percentage of datation errors per profile



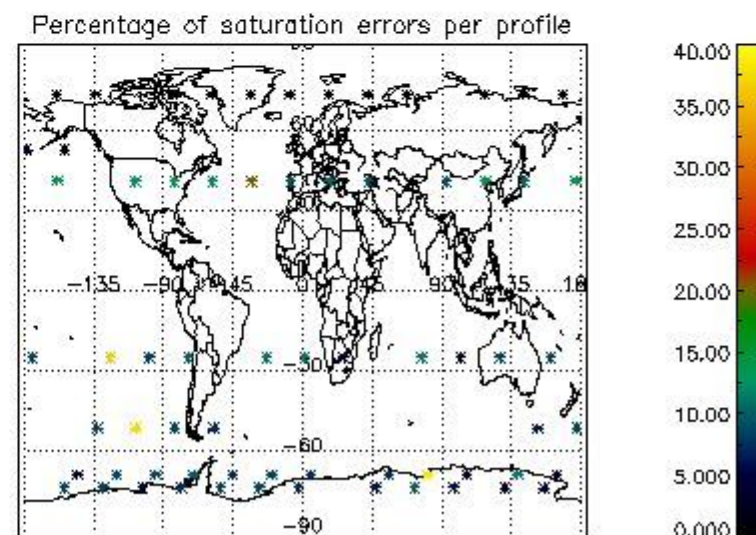
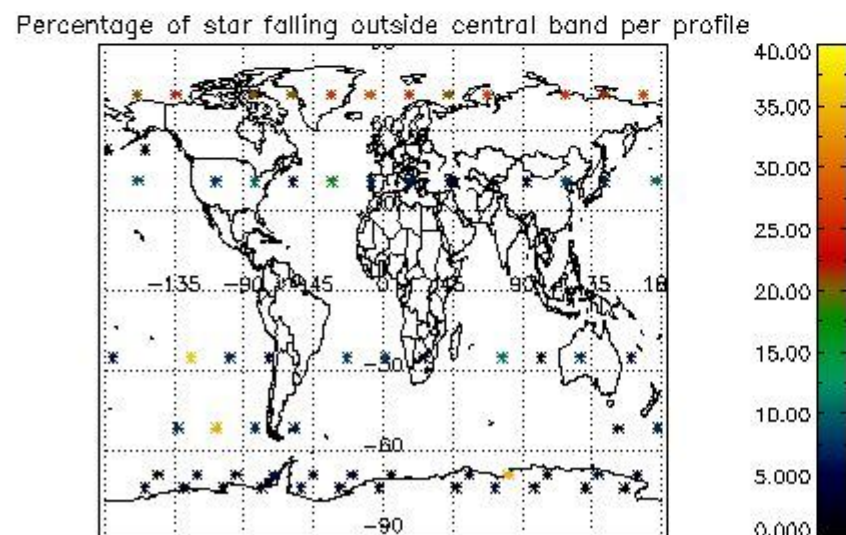
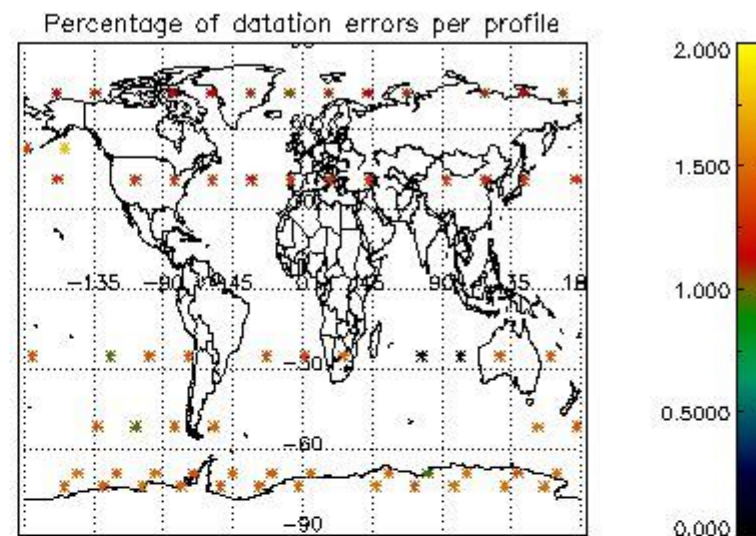
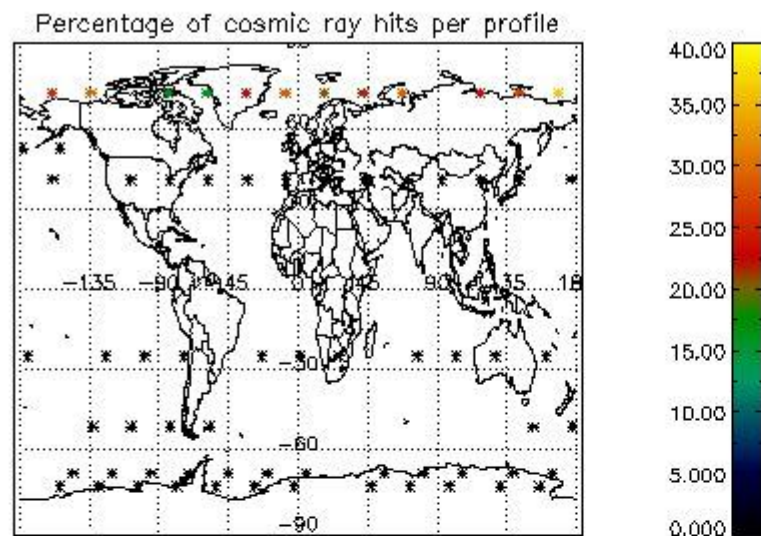
Percentage of star falling outside central band per profile



Percentage of saturation errors per profile



4.2.2 Plot level 1 quality information per product (world map): ENVISAT DESCENDING passes



5. Trace gas profiles

5.1 Ozone statistics based on quality of products

The final quality of the products can be "measured" using the STD (Standard Deviation) attached to every point profile. This information is written to the parameter GOM_NL__2P/NL_LOCAL_SPECIES_DENSITY/o3_std of the level 2 products. The table below shows the statistics for given STD ranges.

The statistics are given with respect to the overall valid production:

- Products without fatal errors: GOM_NL__2P/MPH/PRODUCT_ERR=0
- Valid point profile: GOM_NL__2P/NL_LOCAL_SPECIES_DENSITY/pcd(0)=0

The 'Criteria' is applied to valid points of dark limb products:

- Products in dark limb illumination condition: GOM_NL__2P/NL_SUMMARY_QUALITY/obs_ill_cond=0
- Products without fatal errors: GOM_NL__2P/MPH/PRODUCT_ERR=0
- Valid point profile: GOM_NL__2P/NL_LOCAL_SPECIES_DENSITY/pcd(0)=0

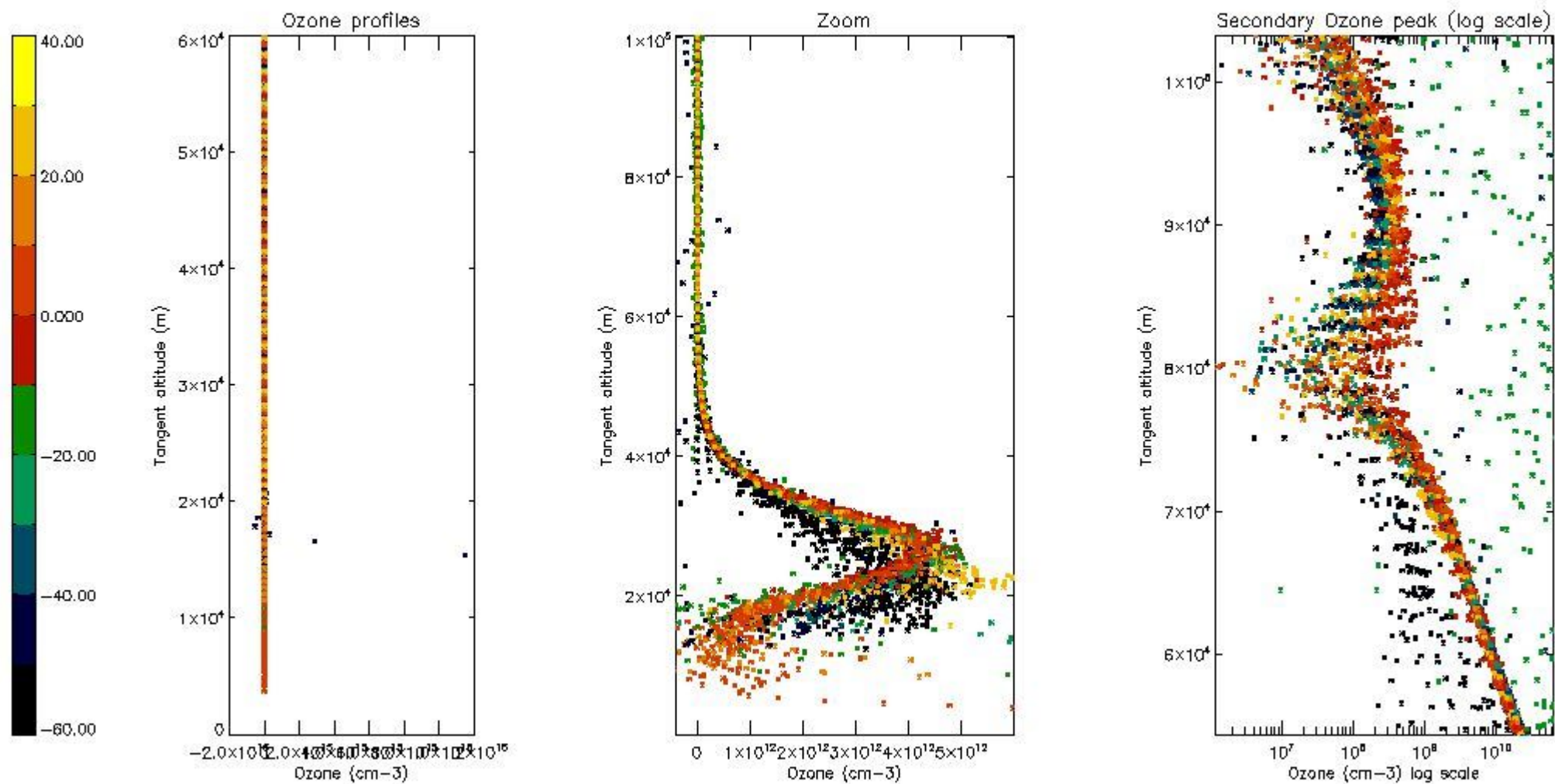
So, the table below shows the percentage of dark limb and valid observations for each criteria with respect to the overall valid daily observations.

Criteria	% of total production
All STD	64
STD < 20	36

STD < 10	29
STD < 5	20

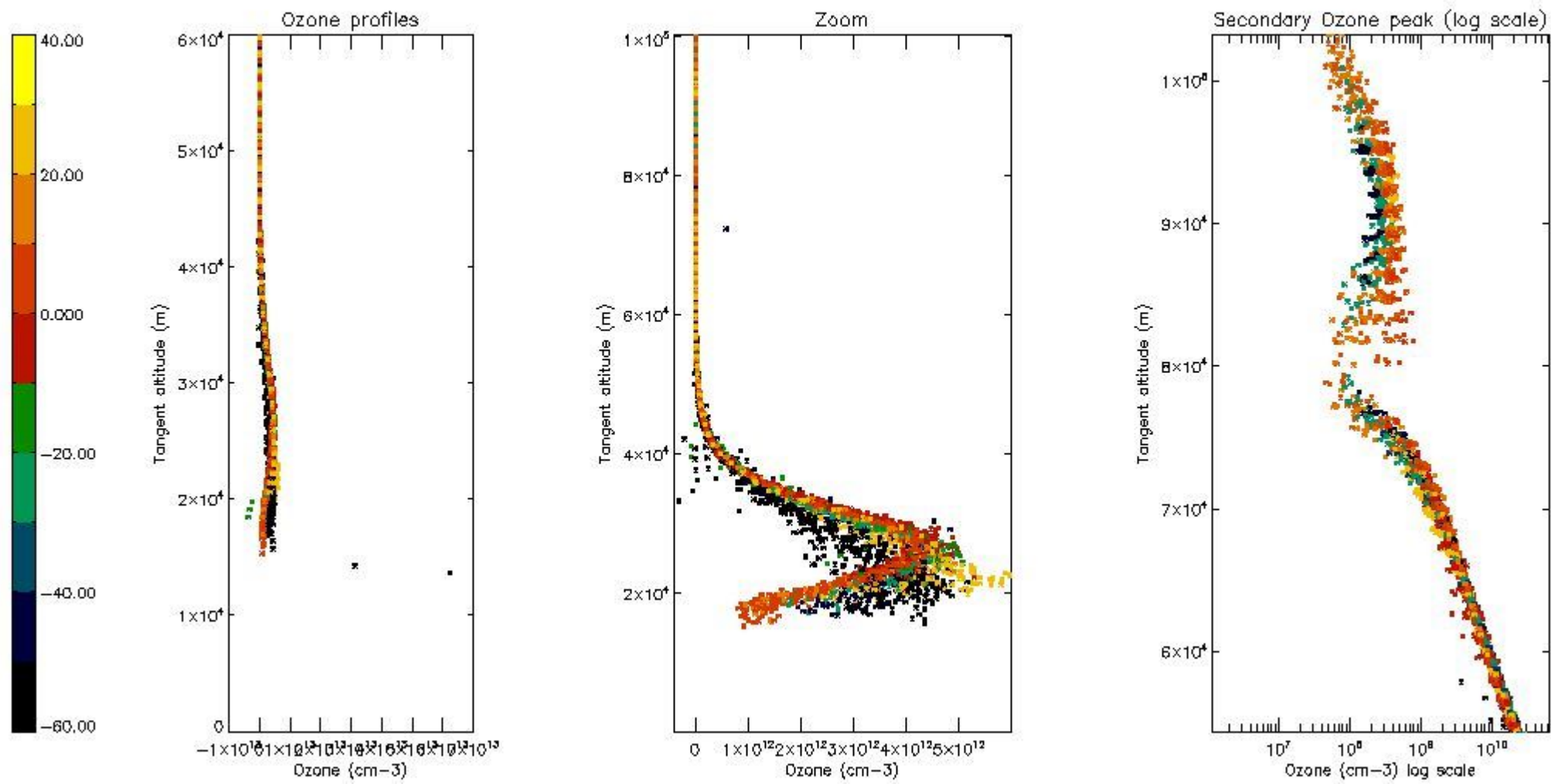
5.2 Plot ozone profiles for all STD (dark without errors)

The colorbar represents the latitude.



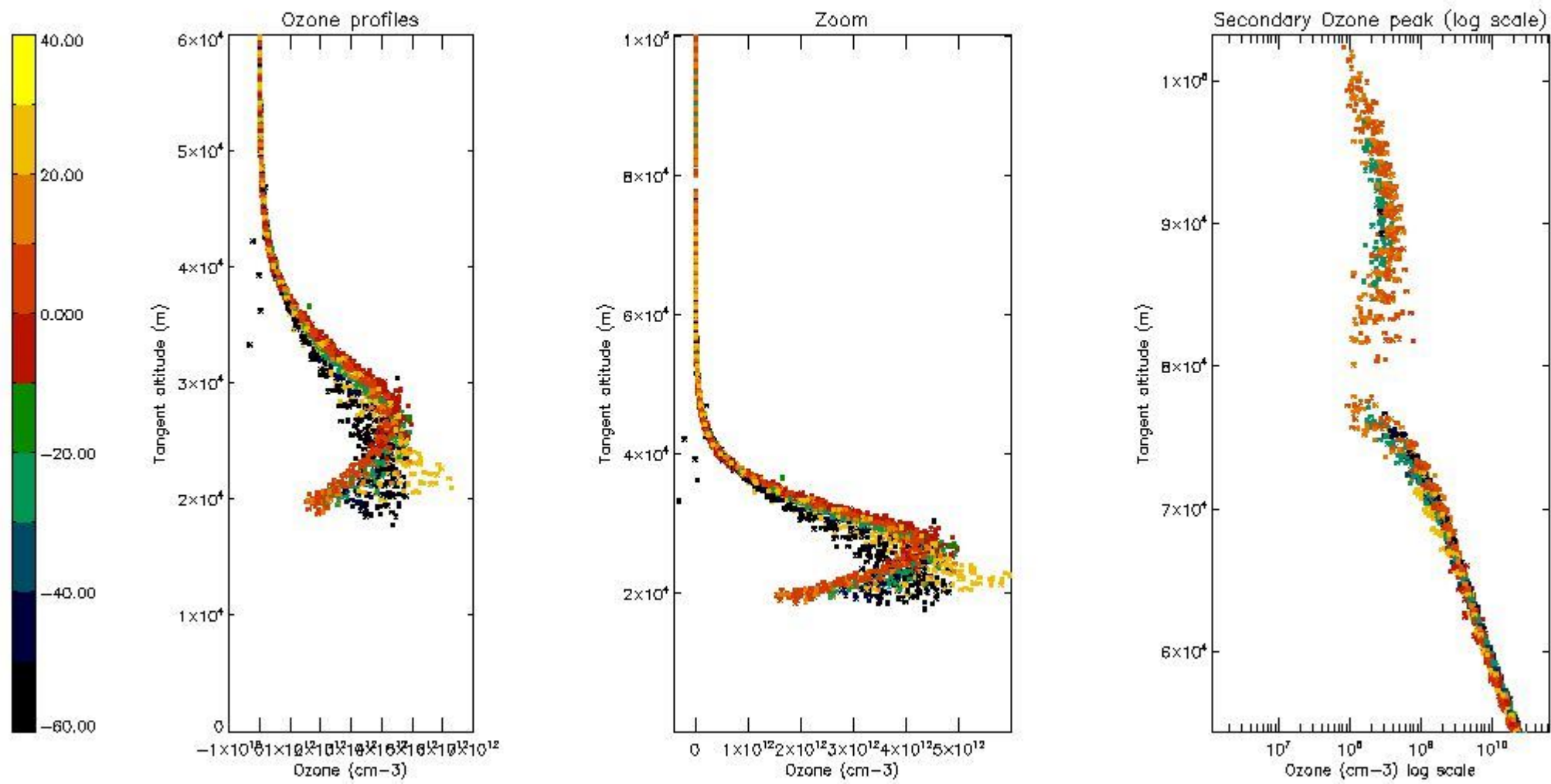
5.3 Plot ozone profiles where STD < 20% (dark without errors)

The colorbar represents the latitude.



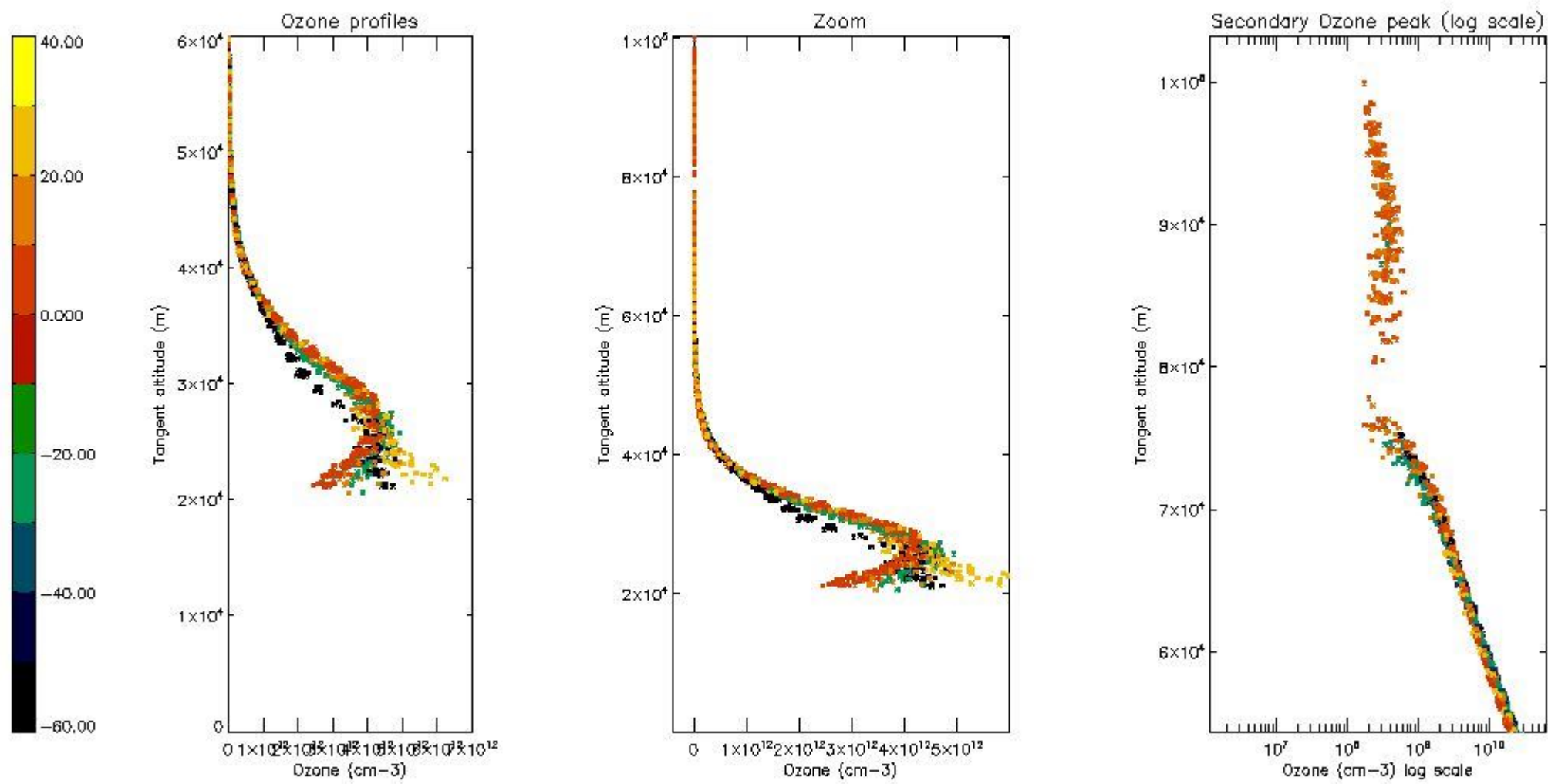
5.4 Plot ozone profiles where STD < 10% (dark without errors)

The colorbar represents the latitude.



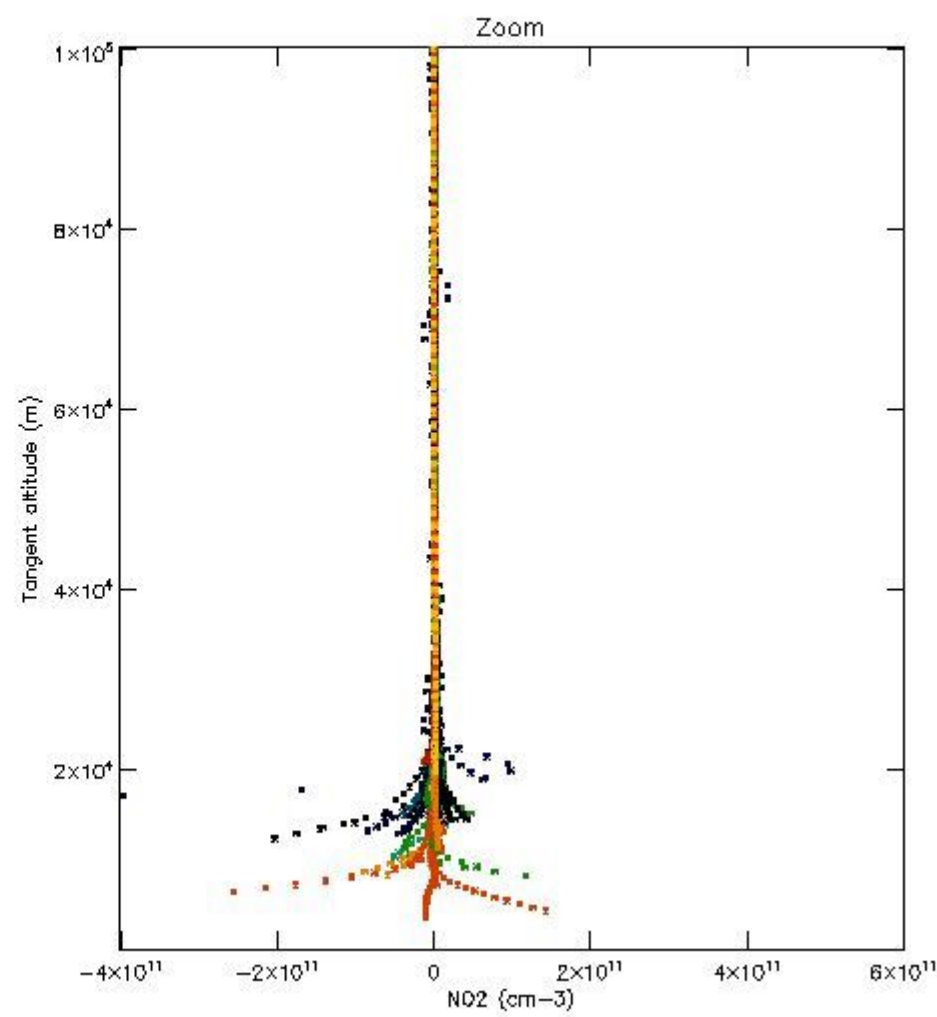
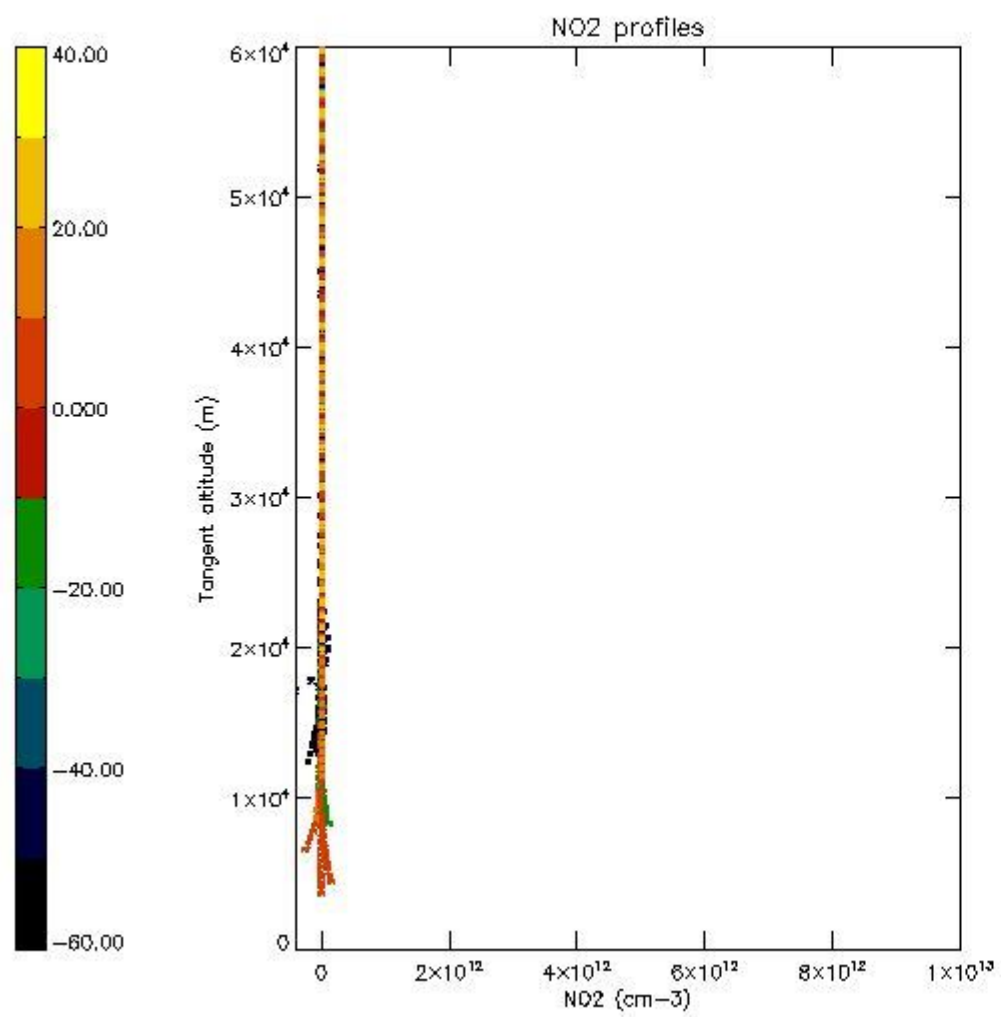
5.5 Plot ozone profiles where STD < 5% (dark without errors)

The colorbar represents the latitude.



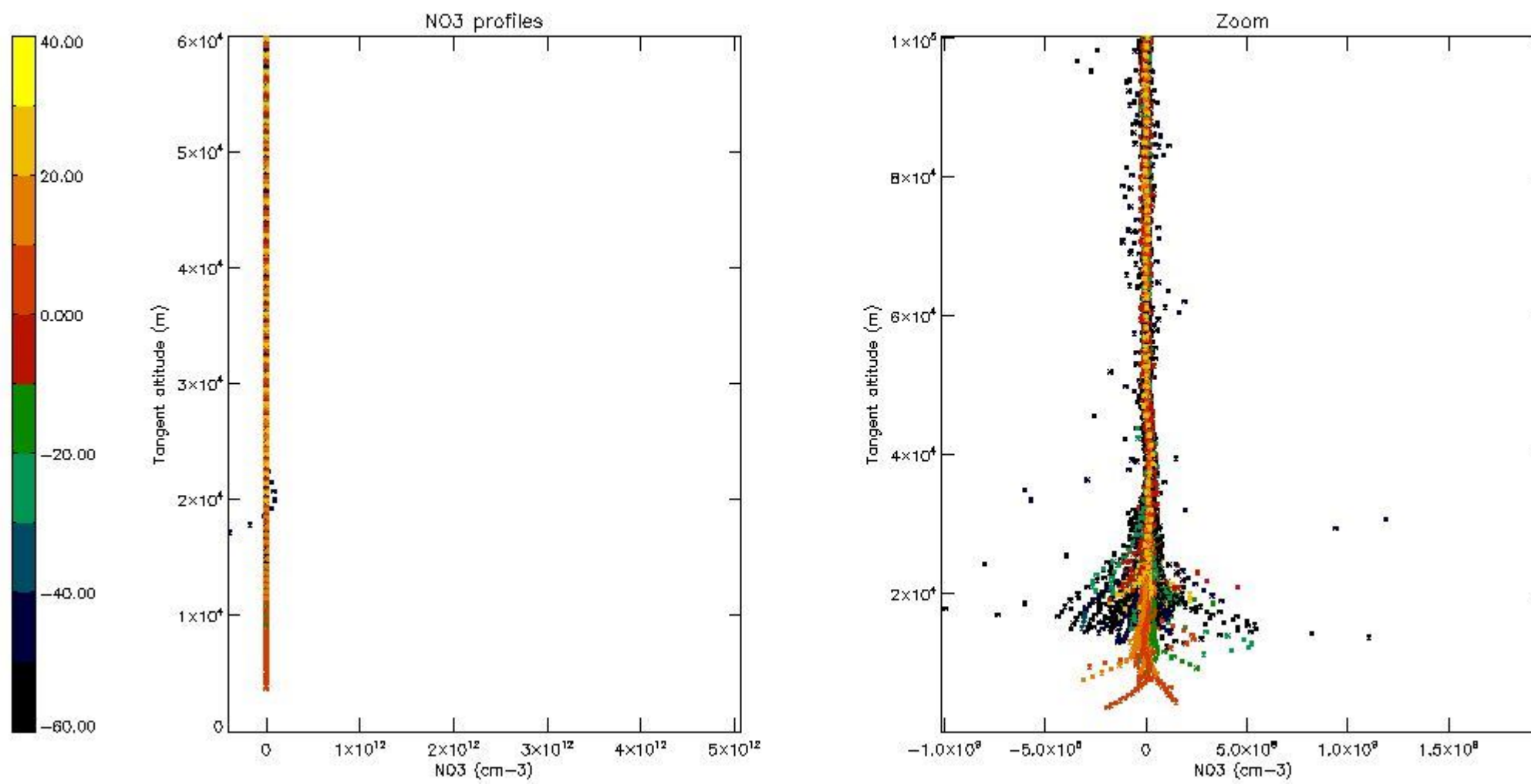
5.6 Plot NO₂ profiles for all STD (dark without errors)

The colorbar represents the latitude.



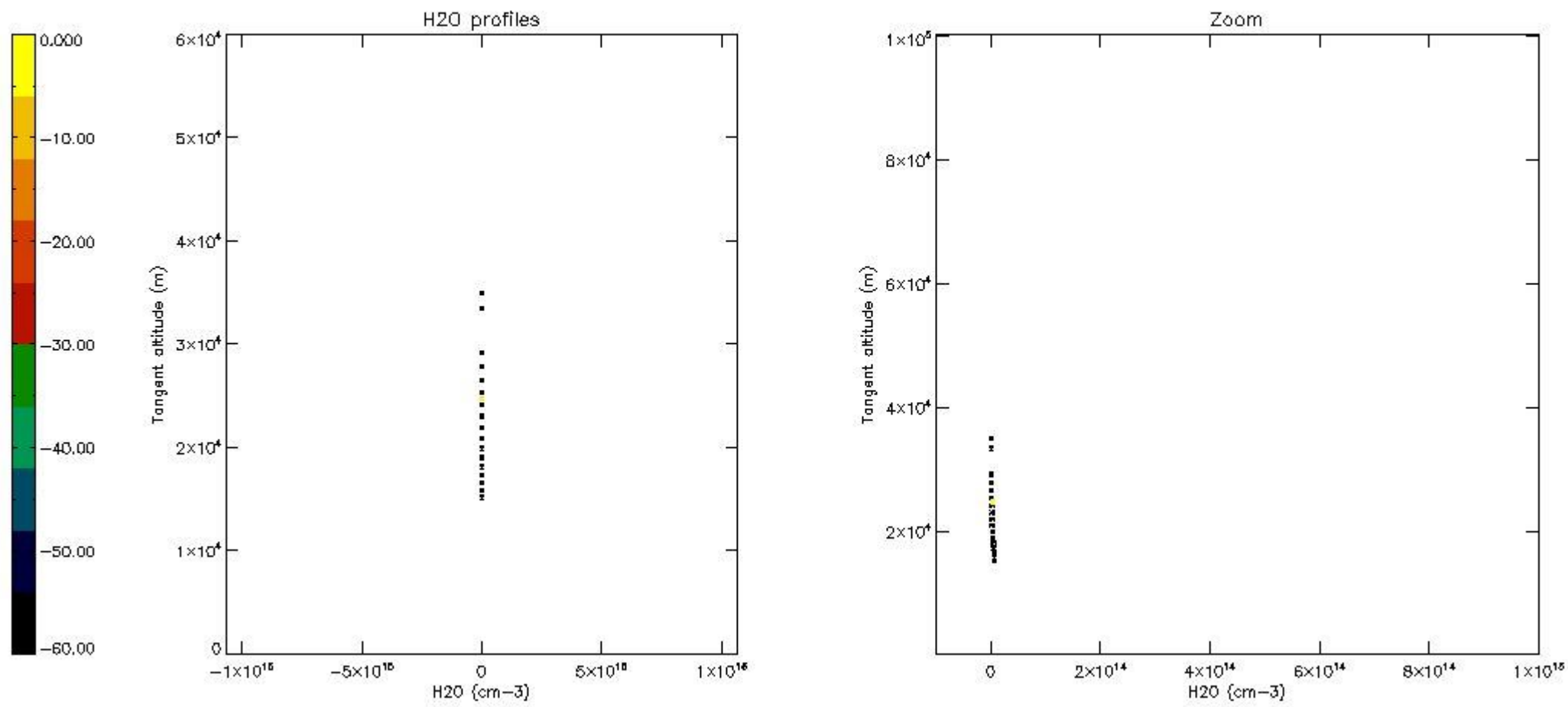
5.7 Plot NO3 profiles for all STD (dark without errors)

The colorbar represents the latitude.



5.8 Plot H2O profiles for all STD (only for occultations of stars 1,2,3,4,13,14,16,26,63 dark without errors)

The colorbar represents the latitude.



6. Auxiliary Data Files used for the production reported in section 2

The number reported in the third column indicates since which file (see list in section 2) the corresponding auxiliary file has been used. The fourth column is the date of those product files.

Type	Auxiliary Filename	Used since product	Used since product date
INST_PHYS_CHARACTERISTICS	GOM_INS_AXVIEC20091111_143220_20030716_120000_20500101_000000	1	01-MAR-2007 00:06:38
LEVEL-2_PROC_CONFIG	GOM_PR2_AXVIEC20091111_152718_20020301_000000_20500101_000000	1	01-MAR-2007 00:06:38
CROSS_SECTIONS_FILE	GOM_CRS_AXVIEC20091111_154832_20020301_000000_20500101_000000	1	01-MAR-2007 00:06:38

GOMOS Level 2 Daily Report

SUMMARY

[1. General Info](#)

[2. Summary of processed GOM_NL_2P products](#)

[3. Level 2 Quality information per product](#)

[3.1 Plot of level 2 quality information per product \(time dependant\)](#)

[3.2 Plot of level 2 quality information per product \(world map\)](#)

[4. Level 1 Quality information per product \(stored on level 2 products\)](#)

[4.1 Plot of level 1 quality information per product \(time dependant\)](#)

[4.1.1 Plot of level 1 quality information per product \(time dependant\): ASCENDING](#)

[4.1.2 Plot of level 1 quality information per product \(time dependant\): DESCENDING](#)

[4.2 Plot of level 1 quality information per product \(world map\)](#)

[4.2.1 Plot of level 1 quality information per product \(world map\): ASCENDING](#)

[4.2.2 Plot of level 1 quality information per product \(world map\): DESCENDING](#)

[5. Ozone profiles based on quality statistics and other trace gas profiles](#)

[5.1 Ozone statistics based on quality of products](#)

[5.2 Plot ozone profiles for all STD \(dark without errors\)](#)

[5.3 Plot ozone profiles where STD < 20% \(dark without errors\)](#)

[5.4. Plot ozone profiles where STD < 10% \(dark without errors\)](#)

[5.5. Plot ozone profiles where STD < 5% \(dark without errors\)](#)

[5.6 Plot NO2 profiles for all STD \(dark without errors\)](#)

[5.7 Plot NO3 profiles for all STD \(dark without errors\)](#)

[5.8 Plot H2O profiles \(only for occultations of stars 1,2,3,4,13,14,16,26,63 dark without errors\) for all STD](#)

[6. Auxiliary Data Files used for the production reported in section 2](#)

This report presents the daily analysis on parameters extracted from GOMOS level 2 data (GOM_NL__2P). It is intended to monitor some important parameters that will impact the quality of these products. A list of level 2 products (and content) that have arrived during the reporting day to the PCF is also given.

Item	Value
Time of report generation	22APR2013 16:31:35
Data source version	GOMOS/6.01
Start time of products	01-03-2007 (01MAR2007 00:00:00)
Stop time of products	02-03-2007 (02MAR2007 00:00:00)
Store outputs in DB	Yes
Nb of level 2 prods	232
Nb of prods with errors	1

2. Summary of processed GOM_NL__2P products.

Nr	Filename	UTC Start time	Limb	Duration	Star Id	Star Name	Star Mag	Star Temp	Nb Meas	Orbit	Prod. error
1	GOM_NL__2PRFIN20070301_000638_000000412056_00030_26136_5670.N1	01-MAR-2007 00:06:38	Dark	41.000	155	41Pi Sgr	2.9000	6600.0	82	26136	No
2	GOM_NL__2PRFIN20070301_000827_000000412056_00030_26136_5671.N1	01-MAR-2007 00:08:27	Dark	41.000	57	34Sig Sgr	2.0660	26000.	82	26136	No
3	GOM_NL__2PRFIN20070301_001132_000000452056_00030_26136_5672.N1	01-MAR-2007 00:11:32	Dark	44.500	38	20Eps Sgr	1.8360	11000.	89	26136	No
4	GOM_NL__2PRFIN20070301_001421_000000472056_00030_26136_5673.N1	01-MAR-2007 00:14:21	Dark	46.500	25	35Lam Sco	1.6200	28000.	93	26136	No
5	GOM_NL__2PRFIN20070301_001808_000000422056_00031_26137_5738.N1	01-MAR-2007 00:18:08	Dark	41.500	141	Bet Ara	2.8400	4600.0	83	26137	No
6	GOM_NL__2PRFIN20070301_002206_000000382056_00031_26137_5739.N1	01-MAR-2007 00:22:06	Dark	38.000	134	Bet TrA	2.8100	6600.0	76	26137	No
7	GOM_NL__2PRFIN20070301_002324_000000372056_00031_26137_5740.N1	01-MAR-2007 00:23:24	Dark	36.500	145	Gam TrA	2.8720	10600.	73	26137	No
8	GOM_NL__2PRFIN20070301_002441_000000562056_00031_26137_5741.N1	01-MAR-2007 00:24:41	Dark	55.500	4	Alp1Cen	-0.010000	5800.0	111	26137	No
9	GOM_NL__2PRFIN20070301_002600_000000422056_00031_26137_5742.N1	01-MAR-2007 00:26:00	Dark	41.500	10	Bet Cen	0.61000	28000.	83	26137	No
10	GOM_NL__2PRFIN20070301_002836_000000392056_00031_26137_5743.N1	01-MAR-2007 00:28:36	Dark	38.500	12	Alp1Cru	0.77500	30000.	77	26137	No
11	GOM_NL__2PRFIN20070301_003101_000000452056_00031_26137_5744.N1	01-MAR-2007 00:31:01	Dark	44.500	64	Gam Cen	2.2000	10600.	89	26137	No
12	GOM_NL__2PRFIN20070301_003408_000000412056_00031_26137_5745.N1	01-MAR-2007 00:34:08	Straylight	41.000	113	Mu Vel	2.6920	5000.0	82	26137	No
13	GOM_NL__2PRFIN20070301_004644_000000482056_00031_26137_5746.N1	01-MAR-2007 00:46:44	Twilight_and_stray	48.000	48	30Alp Hya	1.9770	4100.0	96	26137	No
14	GOM_NL__2PRFIN20070301_005617_000000382056_00031_26137_5747.N1	01-MAR-2007 00:56:17	Bright	38.000	166	17Eps Leo	2.9800	6000.0	76	26137	No
15	GOM_NL__2PRFIN20070301_011445_000000362056_00031_26137_5748.N1	01-MAR-2007 01:14:45	Bright	35.500	49	1Alp UMi	1.9900	6300.0	71	26137	No
16	GOM_NL__2PRFIN20070301_012720_000000332056_00031_26137_5749.N1	01-MAR-2007 01:27:20	Bright	33.000	19	50Alp Cyg	1.2460	10500.	66	26137	No
17	GOM_NL__2PRFIN20070301_012854_000000342056_00031_26137_5750.N1	01-MAR-2007 01:28:54	Bright	33.500	66	37Gam Cyg	2.2080	5900.0	67	26137	No
18	GOM_NL__2PRFIN20070301_013727_000000392056_00031_26137_5751.N1	01-MAR-2007 01:37:27	Bright	38.500	168	17Zet Aql	2.9860	11000.	77	26137	No
19	GOM_NL__2PRFIN20070301_014714_000000422056_00031_26137_5752.N1	01-MAR-2007 01:47:14	Dark	42.000	155	41Pi Sgr	2.9000	6600.0	84	26137	No
20	GOM_NL__2PRFIN20070301_014903_000000392056_00031_26137_5753.N1	01-MAR-2007 01:49:03	Dark	39.000	57	34Sig Sgr	2.0660	26000.	78	26137	No
21	GOM_NL__2PRFIN20070301_015209_000000442056_00031_26137_5754.N1	01-MAR-2007 01:52:09	Dark	43.500	38	20Eps Sgr	1.8360	11000.	87	26137	No
22	GOM_NL__2PRFIN20070301_015458_000000522056_00031_26137_5755.N1	01-MAR-2007 01:54:58	Dark	52.000	25	35Lam Sco	1.6200	28000.	104	26137	No
23	GOM_NL__2PRFIN20070301_015844_000000392056_00032_26138_5748.N1	01-MAR-2007 01:58:44	Dark	39.000	141	Bet Ara	2.8400	4600.0	78	26138	No
24	GOM_NL__2PRFIN20070301_020243_000000382056_00032_26138_5749.N1	01-MAR-2007 02:02:43	Dark	38.000	134	Bet TrA	2.8100	6600.0	76	26138	No
25	GOM_NL__2PRFIN20070301_020401_000000382056_00032_26138_5750.N1	01-MAR-2007 02:04:01	Dark	37.500	145	Gam TrA	2.8720	10600.	75	26138	No
26	GOM_NL__2PRFIN20070301_020517_000000462056_00032_26138_5751.N1	01-MAR-2007 02:05:17	Dark	45.500	4	Alp1Cen	-0.010000	5800.0	91	26138	No
27	GOM_NL__2PRFIN20070301_020637_000000422056_00032_26138_5752.N1	01-MAR-2007 02:06:37	Dark	42.000	10	Bet Cen	0.61000	28000.	84	26138	No
28	GOM_NL__2PRFIN20070301_020912_000000392056_00032_26138_5753.N1	01-MAR-2007 02:09:12	Dark	39.000	12	Alp1Cru	0.77500	30000.	78	26138	No
29	GOM_NL__2PRFIN20070301_021138_000000432056_00032_26138_5754.N1	01-MAR-2007 02:11:38	Dark	42.500	64	Gam Cen	2.2000	10600.	85	26138	No
30	GOM_NL__2PRFIN20070301_021445_000000422056_00032_26138_5755.N1	01-MAR-2007 02:14:45	Straylight	41.500	113	Mu Vel	2.6920	5000.0	83	26138	No
31	GOM_NL__2PRFIN20070301_022720_000000442056_00032_26138_5756.N1	01-MAR-2007 02:27:20	Twilight_and_stray	44.000	48	30Alp Hya	1.9770	4100.0	88	26138	No
32	GOM_NL__2PRFIN20070301_023653_000000402056_00032_26138_5757.N1	01-MAR-2007 02:36:53	Bright	39.500	166	17Eps Leo	2.9800	6000.0	79	26138	No
33	GOM_NL__2PRFIN20070301_025521_000000332056_00032_26138_5758.N1	01-MAR-2007 02:55:21	Bright	32.500	49	1Alp UMi	1.9900	6300.0	65	26138	No
34	GOM_NL__2PRFIN20070301_030756_000000522056_00032_26138_5759.N1	01-MAR-2007 03:07:56	Bright	52.000	19	50Alp Cyg	1.2460	10500.	104	26138	No
35	GOM_NL__2PRFIN20070301_030930_000000362056_00032_26138_5760.N1	01-MAR-2007 03:09:30	Bright	35.500	66	37Gam Cyg	2.2080	5900.0	71	26138	No
36	GOM_NL__2PRFIN20070301_031803_000000392056_00032_26138_5761.N1	01-MAR-2007 03:18:03	Bright	38.500	168	17Zet Aql	2.9860	11000.	77	26138	No
37	GOM_NL__2PRFIN20070301_032751_000000422056_00032_26138_5762.N1	01-MAR-2007 03:27:51	Dark	42.000	155	41Pi Sgr	2.9000	6600.0	84	26138	No
38	GOM_NL__2PRFIN20070301_033245_000000432056_00032_26138_5763.N1	01-MAR-2007 03:32:45	Dark	42.500	38	20Eps Sgr	1.8360	11000.	85	26138	No
39	GOM_NL__2PRFIN20070301_033535_000000452056_00032_26138_5764.N1	01-MAR-2007 03:35:35	Dark	44.500	25	35Lam Sco	1.6200	28000.	89	26138	No
40	GOM_NL__2PRFIN20070301_033921_000000402056_00033_26139_5763.N1	01-MAR-2007 03:39:21	Dark	40.000	141	Bet Ara	2.8400	4600.0	80	26139	No
41	GOM_NL__2PRFIN20070301_034319_000000382056_00033_26139_5764.N1	01-MAR-2007 03:43:19	Dark	37.500	134	Bet TrA	2.8100	6600.0	75	26139	No
42	GOM_NL__2PRFIN20070301_034437_000000372056_00033_26139_5765.N1	01-MAR-2007 03:44:37	Dark	36.500	145	Gam TrA	2.8720	10600.	73	26139	No

43	GOM_NL__2PRFIN20070301_034554_000000452056_00033_26139_5766.N1	01-MAR-2007 03:45:54	Dark	45.000	4	Alp1Cen	-0.010000	5800.0	90	26139	No
44	GOM_NL__2PRFIN20070301_034713_000000482056_00033_26139_5767.N1	01-MAR-2007 03:47:13	Dark	47.500	10	Bet Cen	0.610000	28000.	95	26139	No
45	GOM_NL__2PRFIN20070301_034949_000000492056_00033_26139_5768.N1	01-MAR-2007 03:49:49	Dark	48.500	12	Alp1Cru	0.775000	30000.	97	26139	No
46	GOM_NL__2PRFIN20070301_035214_000000442056_00033_26139_5769.N1	01-MAR-2007 03:52:14	Dark	44.000	64	Gam Cen	2.2000	10600.	88	26139	No
47	GOM_NL__2PRFIN20070301_035521_000000392056_00033_26139_5770.N1	01-MAR-2007 03:55:21	Straylight	38.500	113	Mu Vel	2.6920	5000.0	77	26139	No
48	GOM_NL__2PRFIN20070301_040756_000000472056_00033_26139_5771.N1	01-MAR-2007 04:07:56	Twilight_stray	46.500	48	30Alp Hya	1.9770	4100.0	93	26139	No
49	GOM_NL__2PRFIN20070301_041729_000000382056_00033_26139_5772.N1	01-MAR-2007 04:17:29	Bright	38.000	166	17Eps Leo	2.9800	6000.0	76	26139	No
50	GOM_NL__2PRFIN20070301_043557_000000372056_00033_26139_5773.N1	01-MAR-2007 04:35:57	Bright	36.500	49	1Alp UMi	1.9900	6300.0	73	26139	No
51	GOM_NL__2PRFIN20070301_044832_000000342056_00033_26139_5774.N1	01-MAR-2007 04:48:32	Bright	34.000	19	50Alp Cyg	1.2460	10500.	68	26139	No
52	GOM_NL__2PRFIN20070301_045006_000000342056_00033_26139_5775.N1	01-MAR-2007 04:50:06	Bright	33.500	66	37Gam Cyg	2.2080	5900.0	67	26139	No
53	GOM_NL__2PRFIN20070301_045840_000000402056_00033_26139_5776.N1	01-MAR-2007 04:58:40	Bright	40.000	168	17Zet Aql	2.9860	11000.	80	26139	No
54	GOM_NL__2PRFIN20070301_050827_000000412056_00033_26139_5777.N1	01-MAR-2007 05:08:27	Dark	41.000	155	41Pi Sgr	2.9000	6600.0	82	26139	No
55	GOM_NL__2PRFIN20070301_051016_000000432056_00033_26139_5778.N1	01-MAR-2007 05:10:16	Dark	42.500	57	34Sig Sgr	2.0660	26000.	85	26139	No
56	GOM_NL__2PRFIN20070301_051322_000000442056_00033_26139_5779.N1	01-MAR-2007 05:13:22	Dark	44.000	38	20Eps Sgr	1.8360	11000.	88	26139	No
57	GOM_NL__2PRFIN20070301_051612_000000432056_00033_26139_5780.N1	01-MAR-2007 05:16:12	Dark	43.000	25	35Lam Sco	1.6200	28000.	86	26139	No
58	GOM_NL__2PRFIN20070301_070034_000000432056_00035_26141_5899.N1	01-MAR-2007 07:00:34	Dark	42.500	141	Bet Ara	2.8400	4600.0	85	26141	No
59	GOM_NL__2PRFIN20070301_070432_000000392056_00035_26141_5900.N1	01-MAR-2007 07:04:32	Dark	38.500	134	Bet TrA	2.8100	6600.0	77	26141	No
60	GOM_NL__2PRFIN20070301_070550_000000362056_00035_26141_5901.N1	01-MAR-2007 07:05:50	Dark	36.000	145	Gam TrA	2.8720	10600.	72	26141	No
61	GOM_NL__2PRFIN20070301_070707_000000412056_00035_26141_5902.N1	01-MAR-2007 07:07:07	Dark	40.500	4	Alp1Cen	-0.010000	5800.0	81	26141	No
62	GOM_NL__2PRFIN20070301_070826_000000422056_00035_26141_5903.N1	01-MAR-2007 07:08:26	Dark	42.000	10	Bet Cen	0.610000	28000.	84	26141	No
63	GOM_NL__2PRFIN20070301_071102_000000442056_00035_26141_5904.N1	01-MAR-2007 07:11:02	Dark	43.500	12	Alp1Cru	0.775000	30000.	87	26141	No
64	GOM_NL__2PRFIN20070301_071327_000000472056_00035_26141_5905.N1	01-MAR-2007 07:13:27	Dark	47.000	64	Gam Cen	2.2000	10600.	94	26141	No
65	GOM_NL__2PRFIN20070301_071634_000000422056_00035_26141_5906.N1	01-MAR-2007 07:16:34	Straylight	41.500	113	Mu Vel	2.6920	5000.0	83	26141	No
66	GOM_NL__2PRFIN20070301_072909_000000472056_00035_26141_5907.N1	01-MAR-2007 07:29:09	Twilight_stray	46.500	48	30Alp Hya	1.9770	4100.0	93	26141	No
67	GOM_NL__2PRFIN20070301_073840_000000382056_00035_26141_5908.N1	01-MAR-2007 07:38:40	Bright	38.000	166	17Eps Leo	2.9800	6000.0	76	26141	No
68	GOM_NL__2PRFIN20070301_075709_000000342056_00035_26141_5909.N1	01-MAR-2007 07:57:09	Bright	34.000	49	1Alp UMi	1.9900	6300.0	68	26141	No
69	GOM_NL__2PRFIN20070301_080944_000000342056_00035_26141_5910.N1	01-MAR-2007 08:09:44	Bright	34.000	19	50Alp Cyg	1.2460	10500.	68	26141	No
70	GOM_NL__2PRFIN20070301_081118_000000352056_00035_26141_5911.N1	01-MAR-2007 08:11:18	Bright	34.500	66	37Gam Cyg	2.2080	5900.0	69	26141	No
71	GOM_NL__2PRFIN20070301_081952_000000412056_00035_26141_5912.N1	01-MAR-2007 08:19:52	Bright	40.500	168	17Zet Aql	2.9860	11000.	81	26141	No
72	GOM_NL__2PRFIN20070301_082940_000000402056_00035_26141_5913.N1	01-MAR-2007 08:29:40	Dark	39.500	155	41Pi Sgr	2.9000	6600.0	79	26141	No
73	GOM_NL__2PRFIN20070301_083129_000000412056_00035_26141_5914.N1	01-MAR-2007 08:31:29	Dark	41.000	57	34Sig Sgr	2.0660	26000.	82	26141	No
74	GOM_NL__2PRFIN20070301_083435_000000432056_00035_26141_5915.N1	01-MAR-2007 08:34:35	Dark	42.500	38	20Eps Sgr	1.8360	11000.	85	26141	No
75	GOM_NL__2PRFIN20070301_083725_000000462056_00035_26141_5916.N1	01-MAR-2007 08:37:25	Dark	46.000	25	35Lam Sco	1.6200	28000.	92	26141	No
76	GOM_NL__2PRFIN20070301_084110_000000492056_00036_26142_6005.N1	01-MAR-2007 08:41:10	Dark	48.500	141	Bet Ara	2.8400	4600.0	97	26142	No
77	GOM_NL__2PRFIN20070301_084509_000000392056_00036_26142_6006.N1	01-MAR-2007 08:45:09	Dark	38.500	134	Bet TrA	2.8100	6600.0	77	26142	No
78	GOM_NL__2PRFIN20070301_084626_000000372056_00036_26142_6007.N1	01-MAR-2007 08:46:26	Dark	37.000	145	Gam TrA	2.8720	10600.	74	26142	No
79	GOM_NL__2PRFIN20070301_084744_000000522056_00036_26142_6008.N1	01-MAR-2007 08:47:44	Dark	51.500	4	Alp1Cen	-0.010000	5800.0	103	26142	No
80	GOM_NL__2PRFIN20070301_084903_000000422056_00036_26142_6009.N1	01-MAR-2007 08:49:03	Dark	41.500	10	Bet Cen	0.610000	28000.	83	26142	No
81	GOM_NL__2PRFIN20070301_085138_000000462056_00036_26142_6010.N1	01-MAR-2007 08:51:38	Dark	45.500	12	Alp1Cru	0.775000	30000.	91	26142	No
82	GOM_NL__2PRFIN20070301_085404_000000462056_00036_26142_6011.N1	01-MAR-2007 08:54:04	Dark	46.000	64	Gam Cen	2.2000	10600.	92	26142	No
83	GOM_NL__2PRFIN20070301_085710_000000402056_00036_26142_6012.N1	01-MAR-2007 08:57:10	Straylight	40.000	113	Mu Vel	2.6920	5000.0	80	26142	No
84	GOM_NL__2PRFIN20070301_090945_000000442056_00036_26142_6013.N1	01-MAR-2007 09:09:45	Twilight_stray	44.000	48	30Alp Hya	1.9770	4100.0	88	26142	No
85	GOM_NL__2PRFIN20070301_091916_000000382056_00036_26142_6014.N1	01-MAR-2007 09:19:16	Bright	38.000	166	17Eps Leo	2.9800	6000.0	76	26142	No
86	GOM_NL__2PRFIN20070301_093745_000000372056_00036_26142_6015.N1	01-MAR-2007 09:37:45	Bright	36.500	49	1Alp UMi	1.9900	6300.0	73	26142	No
87	GOM_NL__2PRFIN20070301_095020_000000352056_00036_26142_6016.N1	01-MAR-2007 09:50:20	Bright	35.000	19	50Alp Cyg	1.2460	10500.	70	26142	No
88	GOM_NL__2PRFIN20070301_095154_000000352056_00036_26142_6017.N1	01-MAR-2007 09:51:54	Bright	35.000	66	37Gam Cyg	2.2080	5900.0	70	26142	No
89	GOM_NL__2PRFIN20070301_100029_000000392056_00036_26142_6018.N1	01-MAR-2007 10:00:29	Bright	38.500	168	17Zet Aql	2.9860	11000.	77	26142	No
90	GOM_NL__2PRFIN20070301_101016_000000382056_00036_26142_6019.N1	01-MAR-2007 10:10:16	Dark	38.000	155	41Pi Sgr	2.9000	6600.0	76	26142	No
91	GOM_NL__2PRFIN20070301_101205_000000392056_00036_26142_6020.N1	01-MAR-2007 10:12:05	Dark	38.500	57	34Sig Sgr	2.0660	26000.	77	26142	No
92	GOM_NL__2PRFIN20070301_101512_000000452056_00036_26142_6021.N1	01-MAR-2007 10:15:12	Dark	45.000	38	20Eps Sgr	1.8360	11000.	90	26142	No
93	GOM_NL__2PRFIN20070301_101802_000000482056_00036_26142_6022.N1	01-MAR-2007 10:18:02	Dark	47.500	25	35Lam Sco	1.6200	28000.	95	26142	No
94	GOM_NL__2PRFIN20070301_102147_000000402056_00037_26143_6161.N1	01-MAR-2007 10:21:47	Dark	40.000	141	Bet Ara	2.8400	4600.0	80	26143	No
95	GOM_NL__2PRFIN20070301_102545_000000382056_00037_26143_6162.N1	01-MAR-2007 10:25:45	Dark	38.000	134	Bet TrA	2.8100	6600.0	76	26143	No
96	GOM_NL__2PRFIN20070301_102703_000000382056_00037_26143_6163.N1	01-MAR-2007 10:27:03	Dark	38.000	145	Gam TrA	2.8720	10600.	76	26143	No
97	GOM_NL__2PRFIN20070301_102820_000000442056_00037_26143_6164.N1	01-MAR-2007 10:28:20	Dark	44.000	4	Alp1Cen	-0.010000	5800.0	88	26143	No
98	GOM_NL__2PRFIN20070301_102939_000000412056_00037_26143_6165.N1	01-MAR-2007 10:29:39	Dark	41.000	10	Bet Cen	0.610000	28000.	82	26143	No
99	GOM_NL__2PRFIN20070301_103214_000000402056_00037_26143_6166.N1	01-MAR-2007 10:32:14	Dark	39.500	12	Alp1Cru	0.775000	30000.	79	26143	No
100	GOM_NL__2PRFIN20070301_103440_000000442056_00037_26143_6167.N1	01-MAR-2007 10:34:40	Dark	43.500	64	Gam Cen	2.2000	10600.	87	26143	No
101	GOM_NL__2PRFIN20070301_103746_000000402056_00037_26143_6168.N1	01-MAR-2007 10:37:46	Straylight	40.000	113	Mu Vel	2.6920	5000.0	80	26143	No

102	GOM_NL__2PRFIN20070301_105021_000000462056_00037_26143_6169.N1	01-MAR-2007 10:50:21	Twilight	46.000	48	30Alp Hya	1.9770	4100.0	92	26143	No
103	GOM_NL__2PRFIN20070301_105952_000000382056_00037_26143_6170.N1	01-MAR-2007 10:59:52	Bright	37.500	166	17Eps Leo	2.9800	6000.0	75	26143	No
104	GOM_NL__2PRFIN20070301_111821_000000362056_00037_26143_6171.N1	01-MAR-2007 11:18:21	Bright	36.000	49	1Alp UMi	1.9900	6300.0	72	26143	No
105	GOM_NL__2PRFIN20070301_113056_000000352056_00037_26143_6172.N1	01-MAR-2007 11:30:56	Bright	34.500	19	50Alp Cyg	1.2460	10500.	69	26143	No
106	GOM_NL__2PRFIN20070301_113230_000000362056_00037_26143_6173.N1	01-MAR-2007 11:32:30	Bright	35.500	66	37Gam Cyg	2.2080	5900.0	71	26143	No
107	GOM_NL__2PRFIN20070301_114105_000000392056_00037_26143_6174.N1	01-MAR-2007 11:41:05	Bright	39.000	168	17Zet Aql	2.9860	11000.	78	26143	No
108	GOM_NL__2PRFIN20070301_115053_000000432056_00037_26143_6175.N1	01-MAR-2007 11:50:53	Dark	42.500	155	41Pi Sgr	2.9000	6600.0	85	26143	No
109	GOM_NL__2PRFIN20070301_115242_000000412056_00037_26143_6176.N1	01-MAR-2007 11:52:42	Dark	40.500	57	34Sig Sgr	2.0660	26000.	81	26143	No
110	GOM_NL__2PRFIN20070301_115548_000000452056_00037_26143_6177.N1	01-MAR-2007 11:55:48	Dark	44.500	38	20Eps Sgr	1.8360	11000.	89	26143	No
111	GOM_NL__2PRFIN20070301_115839_000000452056_00037_26143_6178.N1	01-MAR-2007 11:58:39	Dark	45.000	25	35Lam Sco	1.6200	28000.	90	26143	No
112	GOM_NL__2PRFIN20070301_120223_000000392056_00038_26144_6219.N1	01-MAR-2007 12:02:23	Dark	39.000	141	Bet Ara	2.8400	4600.0	78	26144	No
113	GOM_NL__2PRFIN20070301_120622_000000382056_00038_26144_6220.N1	01-MAR-2007 12:06:22	Dark	37.500	134	Bet TrA	2.8100	6600.0	75	26144	No
114	GOM_NL__2PRFIN20070301_120739_000000372056_00038_26144_6221.N1	01-MAR-2007 12:07:39	Dark	36.500	145	Gam TrA	2.8720	10600.	73	26144	No
115	GOM_NL__2PRFIN20070301_120857_000000432056_00038_26144_6222.N1	01-MAR-2007 12:08:57	Dark	43.000	4	Alp1Cen	-0.010000	5800.0	86	26144	No
116	GOM_NL__2PRFIN20070301_121016_000000442056_00038_26144_6223.N1	01-MAR-2007 12:10:16	Dark	43.500	10	Bet Cen	0.61000	28000.	87	26144	No
117	GOM_NL__2PRFIN20070301_121251_000000402056_00038_26144_6224.N1	01-MAR-2007 12:12:51	Dark	39.500	12	Alp1Cru	0.77500	30000.	79	26144	No
118	GOM_NL__2PRFIN20070301_121517_000000432056_00038_26144_6225.N1	01-MAR-2007 12:15:17	Dark	42.500	64	Gam Cen	2.2000	10600.	85	26144	No
119	GOM_NL__2PRFIN20070301_121822_000000402056_00038_26144_6226.N1	01-MAR-2007 12:18:22	Straylight	40.000	113	Mu Vel	2.6920	5000.0	80	26144	No
120	GOM_NL__2PRFIN20070301_123057_000000482056_00038_26144_6227.N1	01-MAR-2007 12:30:57	Twilight	48.000	48	30Alp Hya	1.9770	4100.0	96	26144	No
121	GOM_NL__2PRFIN20070301_124027_000000422056_00038_26144_6228.N1	01-MAR-2007 12:40:27	Bright	42.000	166	17Eps Leo	2.9800	6000.0	84	26144	No
122	GOM_NL__2PRFIN20070301_130627_000000352056_00038_26144_6229.N1	01-MAR-2007 13:06:27	Bright	34.500	89	5Alp Cep	2.4510	8000.0	69	26144	No
123	GOM_NL__2PRFIN20070301_131132_000000362056_00038_26144_6230.N1	01-MAR-2007 13:11:32	Bright	35.500	19	50Alp Cyg	1.2460	10500.	71	26144	No
124	GOM_NL__2PRFIN20070301_131306_000000352056_00038_26144_6231.N1	01-MAR-2007 13:13:06	Bright	34.500	66	37Gam Cyg	2.2080	5900.0	69	26144	No
125	GOM_NL__2PRFIN20070301_132141_000000392056_00038_26144_6232.N1	01-MAR-2007 13:21:41	Bright	39.000	168	17Zet Aql	2.9860	11000.	78	26144	No
126	GOM_NL__2PRFIN20070301_133129_000000422056_00038_26144_6233.N1	01-MAR-2007 13:31:29	Dark	41.500	155	41Pi Sgr	2.9000	6600.0	83	26144	No
127	GOM_NL__2PRFIN20070301_133318_000000402056_00038_26144_6234.N1	01-MAR-2007 13:33:18	Dark	40.000	57	34Sig Sgr	2.0660	26000.	80	26144	No
128	GOM_NL__2PRFIN20070301_133625_000000422056_00038_26144_6235.N1	01-MAR-2007 13:36:25	Dark	42.000	38	20Eps Sgr	1.8360	11000.	84	26144	No
129	GOM_NL__2PRFIN20070301_133916_000000472056_00038_26144_6236.N1	01-MAR-2007 13:39:16	Dark	46.500	25	35Lam Sco	1.6200	28000.	93	26144	No
130	GOM_NL__2PRFIN20070301_134259_000000392056_00039_26145_6275.N1	01-MAR-2007 13:42:59	Dark	39.000	141	Bet Ara	2.8400	4600.0	78	26145	No
131	GOM_NL__2PRFIN20070301_134658_000000392056_00039_26145_6276.N1	01-MAR-2007 13:46:58	Dark	39.000	134	Bet TrA	2.8100	6600.0	78	26145	No
132	GOM_NL__2PRFIN20070301_134815_000000372056_00039_26145_6277.N1	01-MAR-2007 13:48:15	Dark	36.500	145	Gam TrA	2.8720	10600.	73	26145	No
133	GOM_NL__2PRFIN20070301_134933_000000472056_00039_26145_6278.N1	01-MAR-2007 13:49:33	Dark	47.000	4	Alp1Cen	-0.010000	5800.0	94	26145	No
134	GOM_NL__2PRFIN20070301_135052_000000422056_00039_26145_6279.N1	01-MAR-2007 13:50:52	Dark	42.000	10	Bet Cen	0.61000	28000.	84	26145	No
135	GOM_NL__2PRFIN20070301_135327_000000482056_00039_26145_6280.N1	01-MAR-2007 13:53:27	Dark	47.500	12	Alp1Cru	0.77500	30000.	95	26145	No
136	GOM_NL__2PRFIN20070301_135553_000000422056_00039_26145_6281.N1	01-MAR-2007 13:55:53	Dark	42.000	64	Gam Cen	2.2000	10600.	84	26145	No
137	GOM_NL__2PRFIN20070301_135859_000000382056_00039_26145_6282.N1	01-MAR-2007 13:58:59	Straylight	38.000	113	Mu Vel	2.6920	5000.0	76	26145	No
138	GOM_NL__2PRFIN20070301_141133_000000472056_00039_26145_6283.N1	01-MAR-2007 14:11:33	Twilight	46.500	48	30Alp Hya	1.9770	4100.0	93	26145	No
139	GOM_NL__2PRFIN20070301_142103_000000382056_00039_26145_6284.N1	01-MAR-2007 14:21:03	Bright	38.000	166	17Eps Leo	2.9800	6000.0	76	26145	No
140	GOM_NL__2PRFIN20070301_143933_000000352056_00039_26145_6285.N1	01-MAR-2007 14:39:33	Bright	35.000	49	1Alp UMi	1.9900	6300.0	70	26145	No
141	GOM_NL__2PRFIN20070301_144703_000000352056_00039_26145_6286.N1	01-MAR-2007 14:47:03	Bright	34.500	89	5Alp Cep	2.4510	8000.0	69	26145	No
142	GOM_NL__2PRFIN20070301_145209_000000342056_00039_26145_6287.N1	01-MAR-2007 14:52:09	Bright	34.000	19	50Alp Cyg	1.2460	10500.	68	26145	No
143	GOM_NL__2PRFIN20070301_145342_000000332056_00039_26145_6288.N1	01-MAR-2007 14:53:42	Bright	33.000	66	37Gam Cyg	2.2080	5900.0	66	26145	No
144	GOM_NL__2PRFIN20070301_150217_000000382056_00039_26145_6289.N1	01-MAR-2007 15:02:17	Bright	38.000	168	17Zet Aql	2.9860	11000.	76	26145	No
145	GOM_NL__2PRFIN20070301_151206_000000402056_00039_26145_6290.N1	01-MAR-2007 15:12:06	Dark	39.500	155	41Pi Sgr	2.9000	6600.0	79	26145	No
146	GOM_NL__2PRFIN20070301_151355_000000422056_00039_26145_6291.N1	01-MAR-2007 15:13:55	Dark	41.500	57	34Sig Sgr	2.0660	26000.	83	26145	No
147	GOM_NL__2PRFIN20070301_151701_000000452056_00039_26145_6292.N1	01-MAR-2007 15:17:01	Dark	45.000	38	20Eps Sgr	1.8360	11000.	90	26145	No
148	GOM_NL__2PRFIN20070301_151952_000000432056_00039_26145_6293.N1	01-MAR-2007 15:19:52	Dark	42.500	25	35Lam Sco	1.6200	28000.	85	26145	No
149	GOM_NL__2PRFIN20070301_152336_000000402056_00040_26146_6379.N1	01-MAR-2007 15:23:36	Dark	40.000	141	Bet Ara	2.8400	4600.0	80	26146	No
150	GOM_NL__2PRFIN20070301_152734_000000402056_00040_26146_6380.N1	01-MAR-2007 15:27:34	Dark	39.500	134	Bet TrA	2.8100	6600.0	79	26146	No
151	GOM_NL__2PRFIN20070301_152852_000000372056_00040_26146_6381.N1	01-MAR-2007 15:28:52	Dark	37.000	145	Gam TrA	2.8720	10600.	74	26146	No
152	GOM_NL__2PRFIN20070301_153010_000000452056_00040_26146_6382.N1	01-MAR-2007 15:30:10	Dark	44.500	4	Alp1Cen	-0.010000	5800.0	89	26146	No
153	GOM_NL__2PRFIN20070301_153129_000000442056_00040_26146_6383.N1	01-MAR-2007 15:31:29	Dark	44.000	10	Bet Cen	0.61000	28000.	88	26146	No
154	GOM_NL__2PRFIN20070301_153403_000000402056_00040_26146_6384.N1	01-MAR-2007 15:34:03	Dark	39.500	12	Alp1Cru	0.77500	30000.	79	26146	No
155	GOM_NL__2PRFIN20070301_153630_000000452056_00040_26146_6385.N1	01-MAR-2007 15:36:30	Dark	44.500	64	Gam Cen	2.2000	10600.	89	26146	No
156	GOM_NL__2PRFIN20070301_153935_000000432056_00040_26146_6386.N1	01-MAR-2007 15:39:35	Straylight	42.500	113	Mu Vel	2.6920	5000.0	85	26146	No
157	GOM_NL__2PRFIN20070301_155209_000000442056_00040_26146_6387.N1	01-MAR-2007 15:52:09	Twilight	44.000	48	30Alp Hya	1.9770	4100.0	88	26146	No
158	GOM_NL__2PRFIN20070301_160139_000000392056_00040_26146_6388.N1	01-MAR-2007 16:01:39	Bright	39.000	166	17Eps Leo	2.9800	6000.0	78	26146	No
159	GOM_NL__2PRFIN20070301_162009_000000362056_00040_26146_6389.N1	01-MAR-2007 16:20:09	Bright	35.500	49	1Alp UMi	1.9900	6300.0	71	26146	No
160	GOM_NL__2PRFIN20070301_162739_000000512056_00040_26146_6390.N1	01-MAR-2007 16:27:39	Bright	51.000	89	5Alp Cep	2.4510	8000.0	102	26146	No

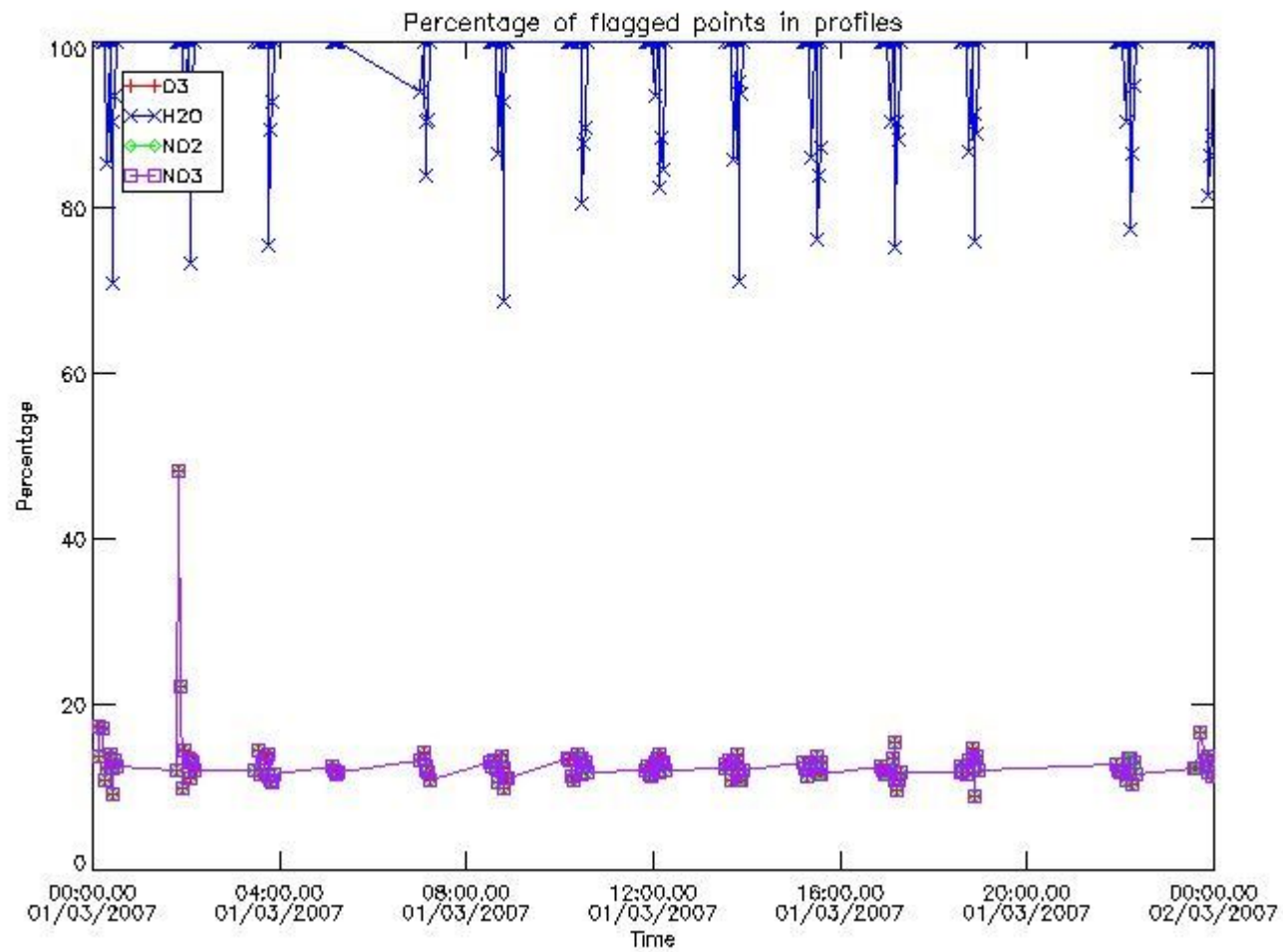
161	GOM_NL__2PRFIN20070301_163245_000000352056_00040_26146_6391.N1	01-MAR-2007 16:32:45	Bright	35.000	19	50Alp Cyg	1.2460	10500.	70	26146	No
162	GOM_NL__2PRFIN20070301_163418_000000352056_00040_26146_6392.N1	01-MAR-2007 16:34:18	Bright	35.000	66	37Gam Cyg	2.2080	5900.0	70	26146	No
163	GOM_NL__2PRFIN20070301_164254_000000392056_00040_26146_6393.N1	01-MAR-2007 16:42:54	Bright	39.000	168	17Zet Aql	2.9860	11000.	78	26146	No
164	GOM_NL__2PRFIN20070301_165242_000000412056_00040_26146_6394.N1	01-MAR-2007 16:52:42	Dark	40.500	155	41Pi Sgr	2.9000	6600.0	81	26146	No
165	GOM_NL__2PRFIN20070301_165431_000000422056_00040_26146_6395.N1	01-MAR-2007 16:54:31	Dark	42.000	57	34Sig Sgr	2.0660	26000.	84	26146	No
166	GOM_NL__2PRFIN20070301_165738_000000442056_00040_26146_6396.N1	01-MAR-2007 16:57:38	Dark	44.000	38	20Eps Sgr	1.8360	11000.	88	26146	No
167	GOM_NL__2PRFIN20070301_170029_000000452056_00040_26146_6397.N1	01-MAR-2007 17:00:29	Dark	44.500	25	35Lam Sco	1.6200	28000.	89	26146	No
168	GOM_NL__2PRFIN20070301_170412_000000422056_00041_26147_6404.N1	01-MAR-2007 17:04:12	Dark	42.000	141	Bet Ara	2.8400	4600.0	84	26147	No
169	GOM_NL__2PRFIN20070301_170811_000000382056_00041_26147_6405.N1	01-MAR-2007 17:08:11	Dark	38.000	134	Bet TrA	2.8100	6600.0	76	26147	No
170	GOM_NL__2PRFIN20070301_170928_000000372056_00041_26147_6406.N1	01-MAR-2007 17:09:28	Dark	36.500	145	Gam TrA	2.8720	10600.	73	26147	No
171	GOM_NL__2PRFIN20070301_171046_000000472056_00041_26147_6407.N1	01-MAR-2007 17:10:46	Dark	47.000	4	Alp1Cen	-0.010000	5800.0	94	26147	No
172	GOM_NL__2PRFIN20070301_171205_000000532056_00041_26147_6408.N1	01-MAR-2007 17:12:05	Dark	52.500	10	Bet Cen	0.61000	28000.	105	26147	No
173	GOM_NL__2PRFIN20070301_171440_000000482056_00041_26147_6409.N1	01-MAR-2007 17:14:40	Dark	47.500	12	Alp1Cru	0.77500	30000.	95	26147	No
174	GOM_NL__2PRFIN20070301_171707_000000432056_00041_26147_6410.N1	01-MAR-2007 17:17:07	Dark	43.000	64	Gam Cen	2.2000	10600.	86	26147	No
175	GOM_NL__2PRFIN20070301_172011_000000412056_00041_26147_6411.N1	01-MAR-2007 17:20:11	Straylight	40.500	113	Mu Vel	2.6920	5000.0	81	26147	No
176	GOM_NL__2PRFIN20070301_173245_000000442056_00041_26147_6412.N1	01-MAR-2007 17:32:45	Tw_i_and_stray	44.000	48	30Alp Hya	1.9770	4100.0	88	26147	No
177	GOM_NL__2PRFIN20070301_174215_000000392056_00041_26147_6413.N1	01-MAR-2007 17:42:15	Bright	38.500	166	17Eps Leo	2.9800	6000.0	77	26147	No
178	GOM_NL__2PRFIN20070301_180045_000000522056_00041_26147_6414.N1	01-MAR-2007 18:00:45	Bright	52.000	49	1Alp UMi	1.9900	6300.0	104	26147	No
179	GOM_NL__2PRFIN20070301_180815_000000362056_00041_26147_6415.N1	01-MAR-2007 18:08:15	Bright	35.500	89	5Alp Cep	2.4510	8000.0	71	26147	No
180	GOM_NL__2PRFIN20070301_181321_000000332056_00041_26147_6416.N1	01-MAR-2007 18:13:21	Bright	33.000	19	50Alp Cyg	1.2460	10500.	66	26147	No
181	GOM_NL__2PRFIN20070301_181454_000000352056_00041_26147_6417.N1	01-MAR-2007 18:14:54	Bright	34.500	66	37Gam Cyg	2.2080	5900.0	69	26147	No
182	GOM_NL__2PRFIN20070301_182330_000000392056_00041_26147_6418.N1	01-MAR-2007 18:23:30	Bright	39.000	168	17Zet Aql	2.9860	11000.	78	26147	No
183	GOM_NL__2PRFIN20070301_183318_000000442056_00041_26147_6419.N1	01-MAR-2007 18:33:18	Dark	43.500	155	41Pi Sgr	2.9000	6600.0	87	26147	No
184	GOM_NL__2PRFIN20070301_183508_000000412056_00041_26147_6420.N1	01-MAR-2007 18:35:08	Dark	40.500	57	34Sig Sgr	2.0660	26000.	81	26147	No
185	GOM_NL__2PRFIN20070301_183814_000000432056_00041_26147_6421.N1	01-MAR-2007 18:38:14	Dark	42.500	38	20Eps Sgr	1.8360	11000.	85	26147	No
186	GOM_NL__2PRFIN20070301_184106_000000442056_00041_26147_6422.N1	01-MAR-2007 18:41:06	Dark	44.000	25	35Lam Sco	1.6200	28000.	88	26147	No
187	GOM_NL__2PRFIN20070301_184449_000000392056_00042_26148_6412.N1	01-MAR-2007 18:44:49	Dark	38.500	141	Bet Ara	2.8400	4600.0	77	26148	No
188	GOM_NL__2PRFIN20070301_184848_000000382056_00042_26148_6413.N1	01-MAR-2007 18:48:48	Dark	38.000	134	Bet TrA	2.8100	6600.0	76	26148	No
189	GOM_NL__2PRFIN20070301_185004_000000382056_00042_26148_6414.N1	01-MAR-2007 18:50:04	Dark	37.500	145	Gam TrA	2.8720	10600.	75	26148	No
190	GOM_NL__2PRFIN20070301_185123_000000572056_00042_26148_6415.N1	01-MAR-2007 18:51:23	Dark	56.500	4	Alp1Cen	-0.010000	5800.0	113	26148	No
191	GOM_NL__2PRFIN20070301_185242_000000412056_00042_26148_6416.N1	01-MAR-2007 18:52:42	Dark	40.500	10	Bet Cen	0.61000	28000.	81	26148	No
192	GOM_NL__2PRFIN20070301_185516_000000412056_00042_26148_6417.N1	01-MAR-2007 18:55:16	Dark	41.000	12	Alp1Cru	0.77500	30000.	82	26148	No
193	GOM_NL__2PRFIN20070301_185743_000000432056_00042_26148_6418.N1	01-MAR-2007 18:57:43	Dark	42.500	64	Gam Cen	2.2000	10600.	85	26148	No
194	GOM_NL__2PRFIN20070301_190047_000000332056_00042_26148_6419.N1	01-MAR-2007 19:00:47	Straylight	33.000	113	Mu Vel	2.6920	5000.0	66	26148	No
195	GOM_NL__2PRFIN20070301_204124_000000422056_00043_26149_6420.N1	01-MAR-2007 20:41:24	Dark	42.000	113	Mu Vel	2.6920	5000.0	84	26149	Yes
196	GOM_NL__2PRFIN20070301_205357_000000462056_00043_26149_6421.N1	01-MAR-2007 20:53:57	Tw_i_and_stray	46.000	48	30Alp Hya	1.9770	4100.0	92	26149	No
197	GOM_NL__2PRFIN20070301_210006_000000282056_00043_26149_6422.N1	01-MAR-2007 21:00:06	Bright	28.000	22	32Alp Leo	1.3600	15200.	56	26149	No
198	GOM_NL__2PRFIN20070301_210326_000000392056_00043_26149_6423.N1	01-MAR-2007 21:03:26	Bright	39.000	166	17Eps Leo	2.9800	6000.0	78	26149	No
199	GOM_NL__2PRFIN20070301_212157_000000362056_00043_26149_6424.N1	01-MAR-2007 21:21:57	Bright	35.500	49	1Alp UMi	1.9900	6300.0	71	26149	No
200	GOM_NL__2PRFIN20070301_212927_000000352056_00043_26149_6425.N1	01-MAR-2007 21:29:27	Bright	35.000	89	5Alp Cep	2.4510	8000.0	70	26149	No
201	GOM_NL__2PRFIN20070301_213433_000000332056_00043_26149_6426.N1	01-MAR-2007 21:34:33	Bright	33.000	19	50Alp Cyg	1.2460	10500.	66	26149	No
202	GOM_NL__2PRFIN20070301_213607_000000342056_00043_26149_6427.N1	01-MAR-2007 21:36:07	Bright	33.500	66	37Gam Cyg	2.2080	5900.0	67	26149	No
203	GOM_NL__2PRFIN20070301_214443_000000392056_00043_26149_6428.N1	01-MAR-2007 21:44:43	Bright	39.000	168	17Zet Aql	2.9860	11000.	78	26149	No
204	GOM_NL__2PRFIN20070301_215431_000000402056_00043_26149_6429.N1	01-MAR-2007 21:54:31	Dark	40.000	155	41Pi Sgr	2.9000	6600.0	80	26149	No
205	GOM_NL__2PRFIN20070301_215620_000000422056_00043_26149_6430.N1	01-MAR-2007 21:56:20	Dark	42.000	57	34Sig Sgr	2.0660	26000.	84	26149	No
206	GOM_NL__2PRFIN20070301_215928_000000442056_00043_26149_6431.N1	01-MAR-2007 21:59:28	Dark	43.500	38	20Eps Sgr	1.8360	11000.	87	26149	No
207	GOM_NL__2PRFIN20070301_220220_000000442056_00043_26149_6432.N1	01-MAR-2007 22:02:20	Dark	43.500	25	35Lam Sco	1.6200	28000.	87	26149	No
208	GOM_NL__2PRFIN20070301_220602_000000482056_00044_26150_6428.N1	01-MAR-2007 22:06:02	Dark	47.500	141	Bet Ara	2.8400	4600.0	95	26150	No
209	GOM_NL__2PRFIN20070301_221000_000000382056_00044_26150_6429.N1	01-MAR-2007 22:10:00	Dark	38.000	134	Bet TrA	2.8100	6600.0	76	26150	No
210	GOM_NL__2PRFIN20070301_221117_000000382056_00044_26150_6430.N1	01-MAR-2007 22:11:17	Dark	37.500	145	Gam TrA	2.8720	10600.	75	26150	No
211	GOM_NL__2PRFIN20070301_221236_000000452056_00044_26150_6431.N1	01-MAR-2007 22:12:36	Dark	44.500	4	Alp1Cen	-0.010000	5800.0	89	26150	No
212	GOM_NL__2PRFIN20070301_221355_000000492056_00044_26150_6432.N1	01-MAR-2007 22:13:55	Dark	49.000	10	Bet Cen	0.61000	28000.	98	26150	No
213	GOM_NL__2PRFIN20070301_221629_000000392056_00044_26150_6433.N1	01-MAR-2007 22:16:29	Dark	39.000	12	Alp1Cru	0.77500	30000.	78	26150	No
214	GOM_NL__2PRFIN20070301_221856_000000452056_00044_26150_6434.N1	01-MAR-2007 22:18:56	Dark	44.500	64	Gam Cen	2.2000	10600.	89	26150	No
215	GOM_NL__2PRFIN20070301_222200_000000402056_00044_26150_6435.N1	01-MAR-2007 22:22:00	Straylight	40.000	113	Mu Vel	2.6920	5000.0	80	26150	No
216	GOM_NL__2PRFIN20070301_223433_000000442056_00044_26150_6436.N1	01-MAR-2007 22:34:33	Tw_i_and_stray	43.500	48	30Alp Hya	1.9770	4100.0	87	26150	No
217	GOM_NL__2PRFIN20070301_224042_000000372056_00044_26150_6437.N1	01-MAR-2007 22:40:42	Bright	37.000	22	32Alp Leo	1.3600	15200.	74	26150	No
218	GOM_NL__2PRFIN20070301_224402_000000392056_00044_26150_6438.N1	01-MAR-2007 22:44:02	Bright	38.500	166	17Eps Leo	2.9800	6000.0	77	26150	No
219	GOM_NL__2PRFIN20070301_230232_000000352056_00044_26150_6439.N1	01-MAR-2007 23:02:32	Bright	35.000	49	1Alp UMi	1.9900	6300.0	70	26150	No

220	GOM_NL__2PRFIN20070301_231003_000000342056_00044_26150_6440.N1	01-MAR-2007 23:10:03	Bright	33.500	89	5Alp Cep	2.4510	8000.0	67	26150	No
221	GOM_NL__2PRFIN20070301_231509_000000362056_00044_26150_6441.N1	01-MAR-2007 23:15:09	Bright	35.500	19	50Alp Cyg	1.2460	10500.	71	26150	No
222	GOM_NL__2PRFIN20070301_231643_000000332056_00044_26150_6442.N1	01-MAR-2007 23:16:43	Bright	33.000	66	37Gam Cyg	2.2080	5900.0	66	26150	No
223	GOM_NL__2PRFIN20070301_232519_000000392056_00044_26150_6443.N1	01-MAR-2007 23:25:19	Bright	38.500	168	17Zet Aql	2.9860	11000.	77	26150	No
224	GOM_NL__2PRFIN20070301_233508_000000422056_00044_26150_6444.N1	01-MAR-2007 23:35:08	Dark	41.500	155	41Pi Sgr	2.9000	6600.0	83	26150	No
225	GOM_NL__2PRFIN20070301_233657_000000422056_00044_26150_6445.N1	01-MAR-2007 23:36:57	Dark	41.500	57	34Sig Sgr	2.0660	26000.	83	26150	No
226	GOM_NL__2PRFIN20070301_234256_000000432056_00044_26150_6446.N1	01-MAR-2007 23:42:56	Dark	43.000	25	35Lam Sco	1.6200	28000.	86	26150	No
227	GOM_NL__2PRFIN20070301_235037_000000392056_00045_26151_6432.N1	01-MAR-2007 23:50:37	Dark	38.500	134	Bet TrA	2.8100	6600.0	77	26151	No
228	GOM_NL__2PRFIN20070301_235153_000000372056_00045_26151_6433.N1	01-MAR-2007 23:51:53	Dark	37.000	145	Gam TrA	2.8720	10600.	74	26151	No
229	GOM_NL__2PRFIN20070301_235312_000000442056_00045_26151_6434.N1	01-MAR-2007 23:53:12	Dark	43.500	4	Alp1Cen	-0.010000	5800.0	87	26151	No
230	GOM_NL__2PRFIN20070301_235431_000000412056_00045_26151_6435.N1	01-MAR-2007 23:54:31	Dark	40.500	10	Bet Cen	0.61000	28000.	81	26151	No
231	GOM_NL__2PRFIN20070301_235705_000000452056_00045_26151_6436.N1	01-MAR-2007 23:57:05	Dark	45.000	12	Alp1Cru	0.77500	30000.	90	26151	No
232	GOM_NL__2PRFIN20070301_235933_000000432056_00045_26151_6437.N1	01-MAR-2007 23:59:33	Dark	43.000	64	Gam Cen	2.2000	10600.	86	26151	No

3. Quality information per product


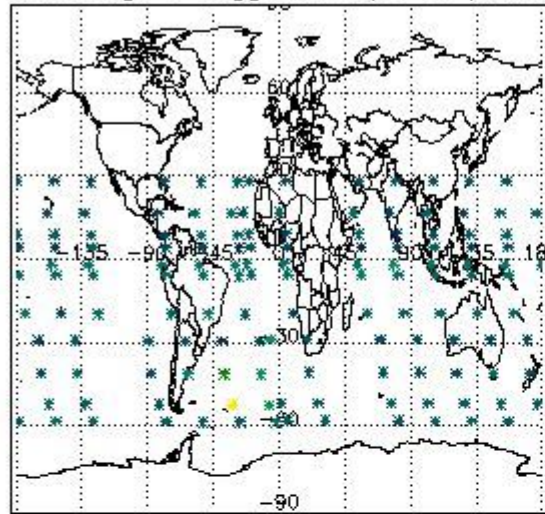
In this section it is plotted some information contained in the Quality Summary data set of the level 2 products. Only products in dark limb conditions and without errors (error flag in the MPH set to "0") are used.

3.1 Plot quality information per product (time dependant)

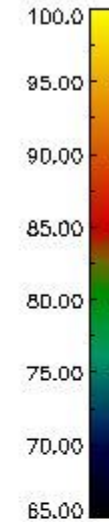
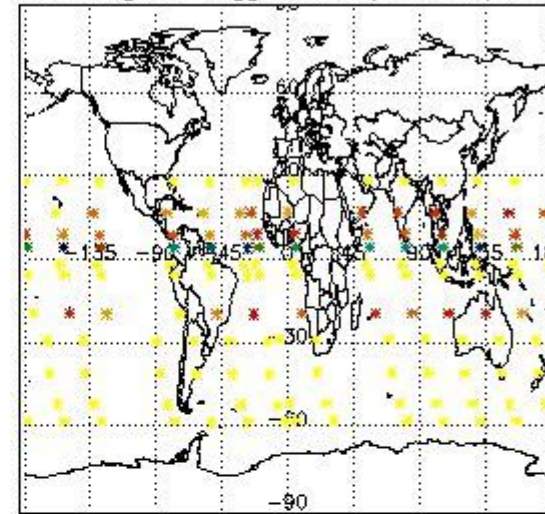


3.2 Plot quality information per product (world map)


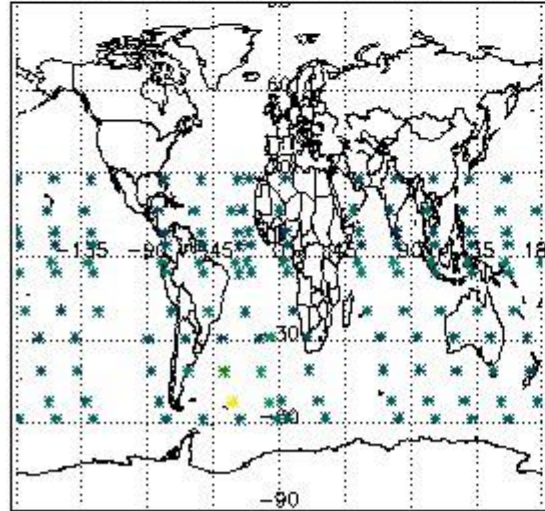
Percentage of flagged data per O3 profile



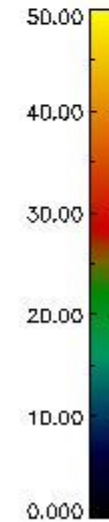
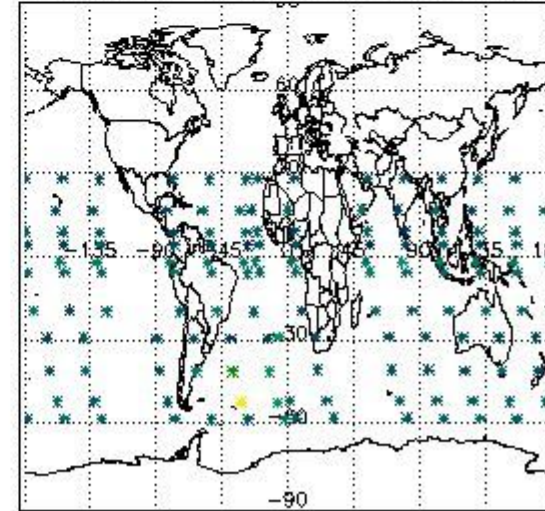
Percentage of flagged data per H2O profile



Percentage of flagged data per NO2 profile



Percentage of flagged data per NO3 profile

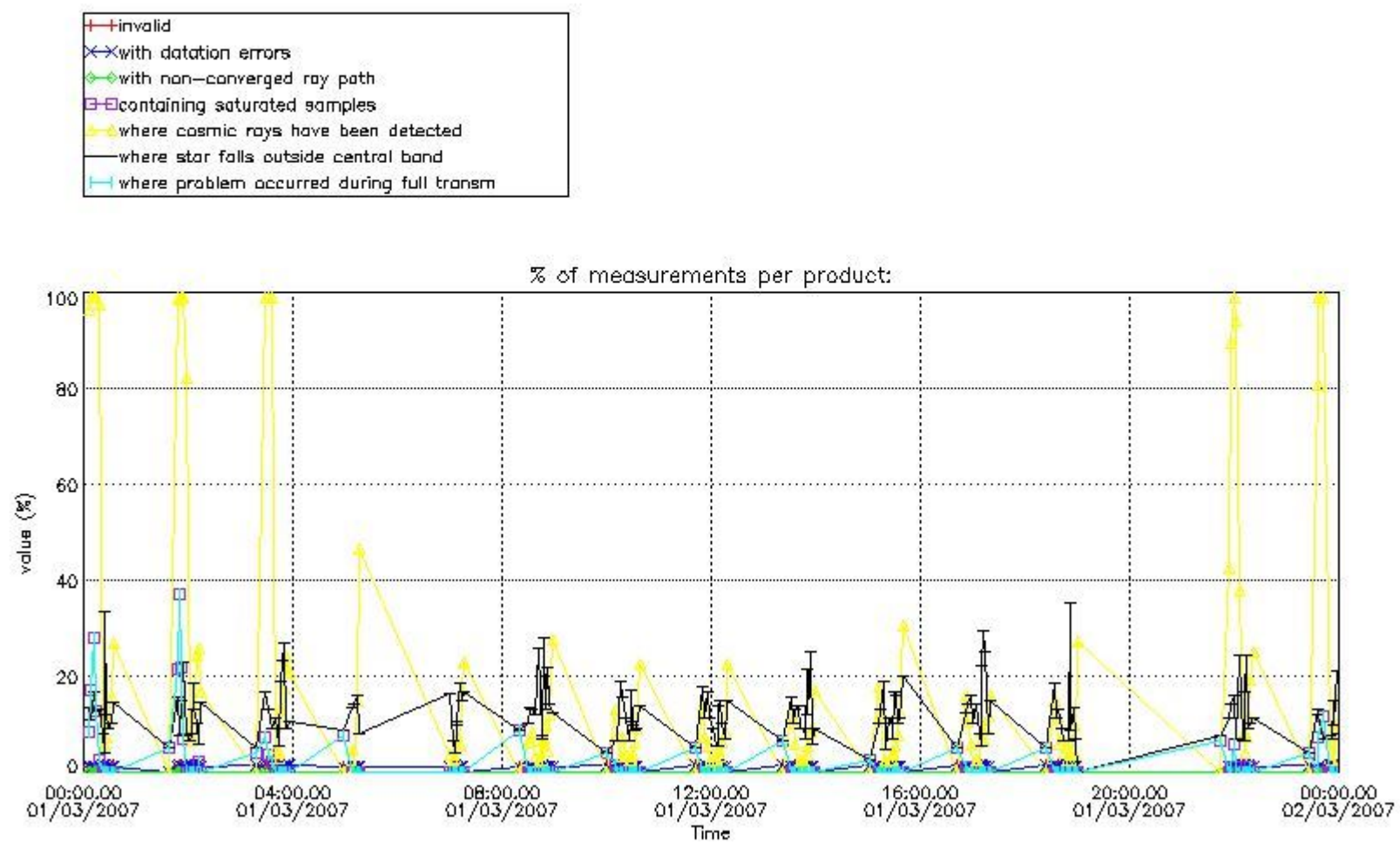


4. Level 1 quality information per product

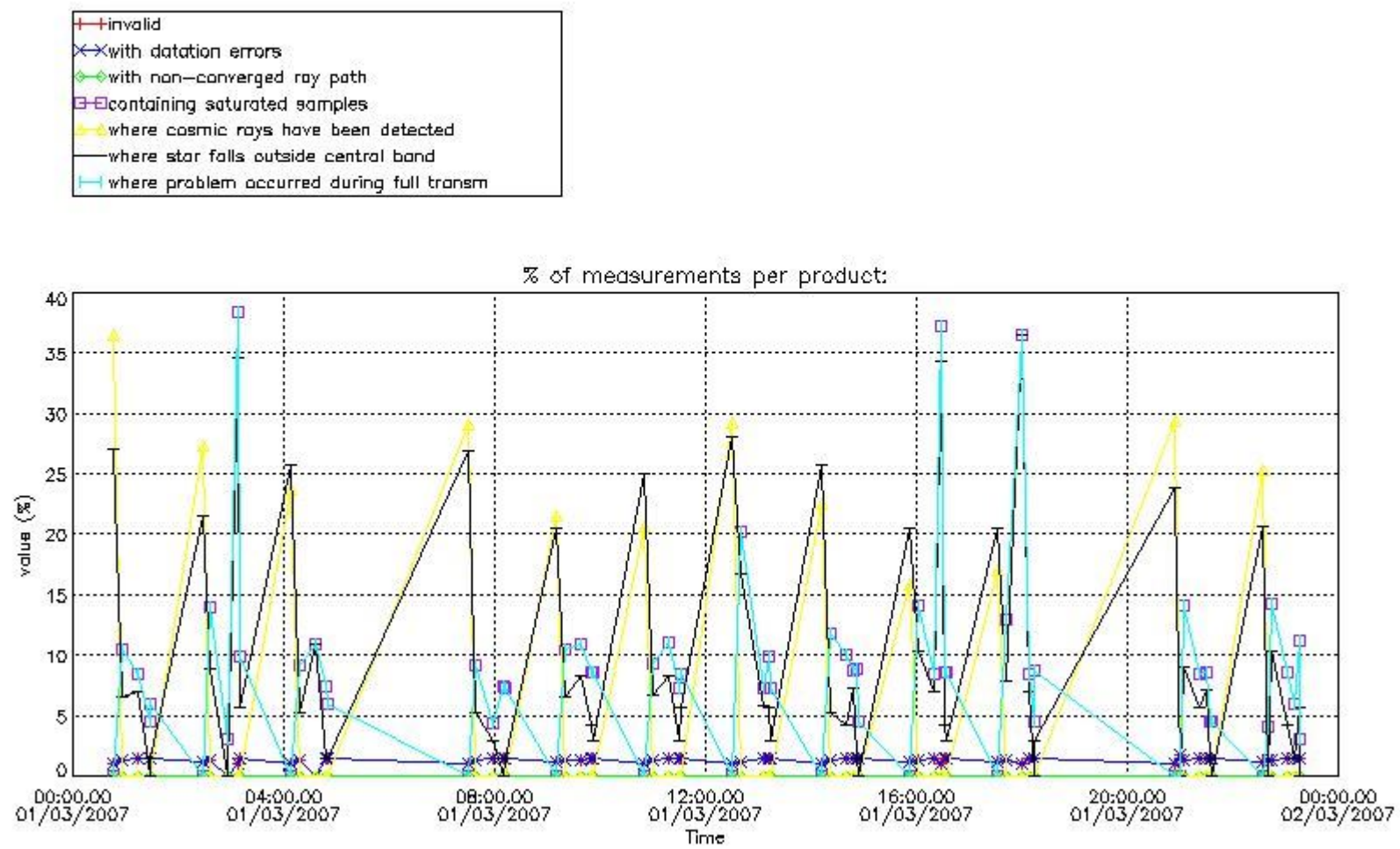
In this section it is plotted some information contained in the Quality Summary data set of the level 2 products that comes from the level 1b processing. Products without errors (error flag in the MPH set to "0") are used.

4.1 Plot quality information per product (time dependant) coming from level 1b processing

4.1.1 Plot level 1 quality information per product (time dependant): ENVISAT ASCENDING passes



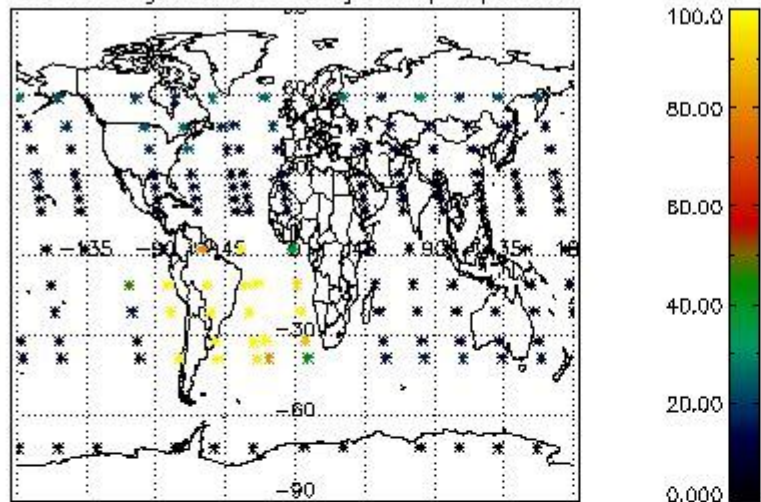
4.1.2 Plot level 1 quality information per product (time dependant): ENVI SAT DESCENDING passes



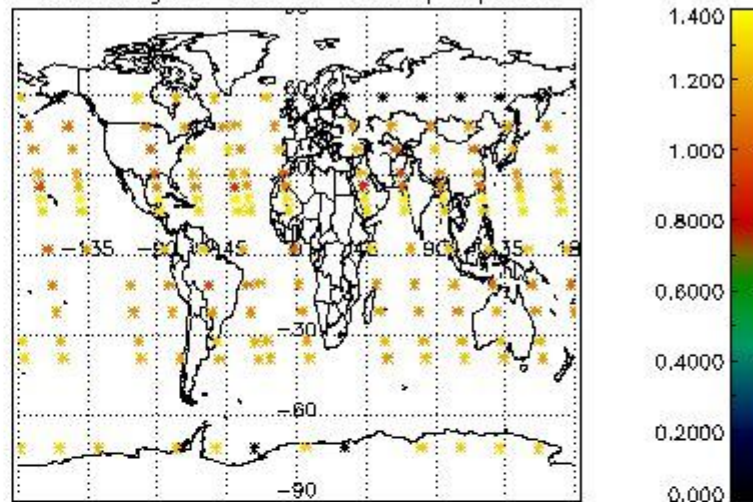
4.2 Plot quality information per product coming from level 1b processing (world map)

4.2.1 Plot level 1 quality information per product (world map): ENVISAT ASCENDING passes

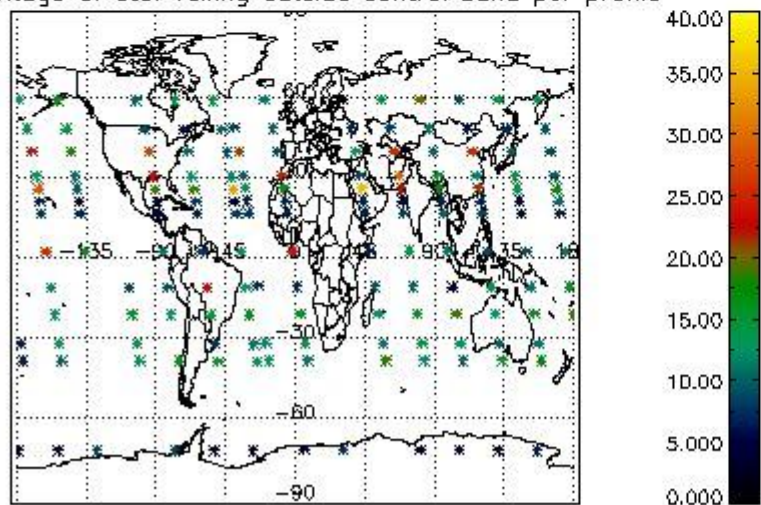
Percentage of cosmic ray hits per profile



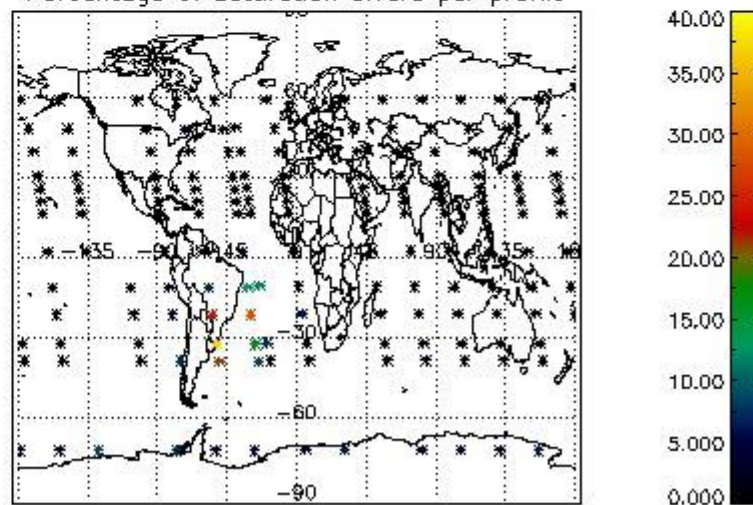
Percentage of datation errors per profile



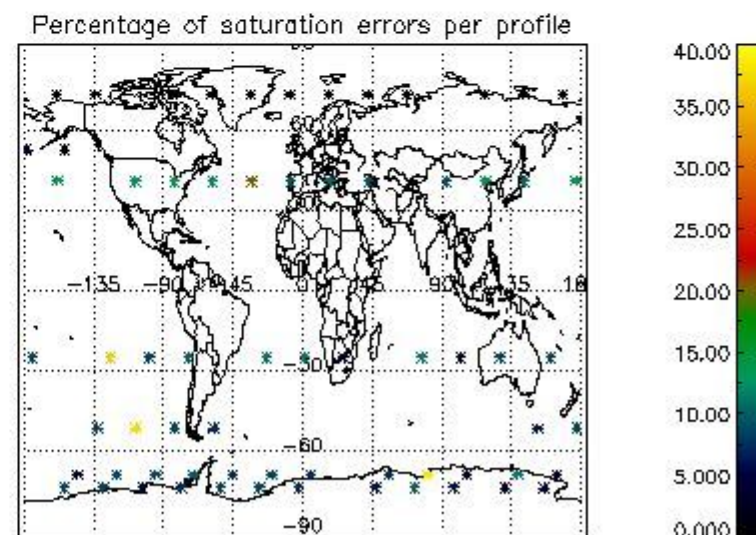
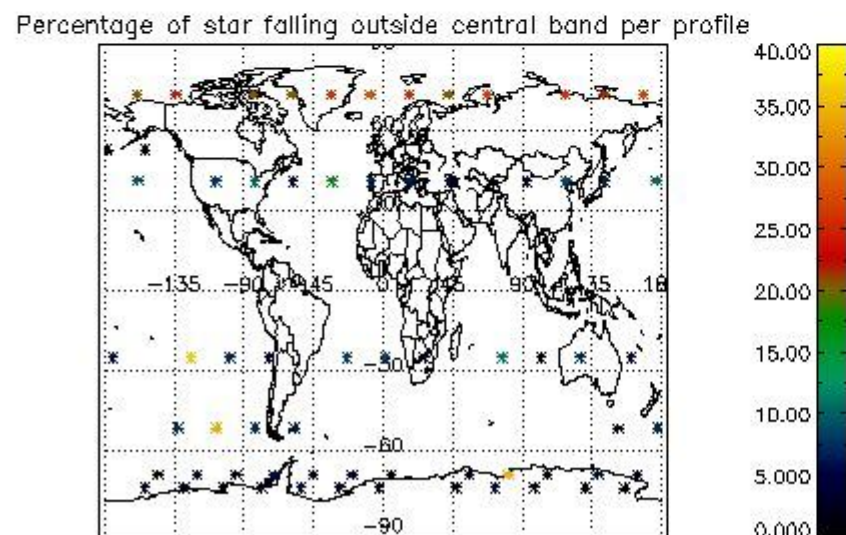
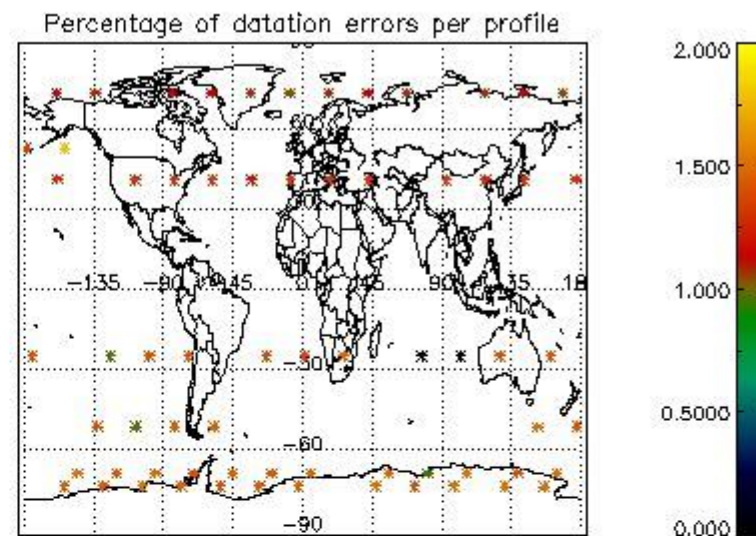
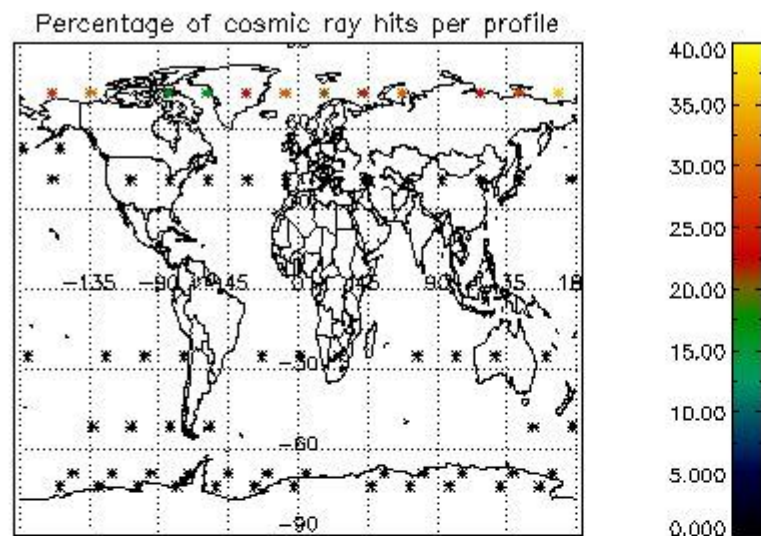
Percentage of star falling outside central band per profile



Percentage of saturation errors per profile



4.2.2 Plot level 1 quality information per product (world map): ENVISAT DESCENDING passes



5. Trace gas profiles

5.1 Ozone statistics based on quality of products

The final quality of the products can be "measured" using the STD (Standard Deviation) attached to every point profile. This information is written to the parameter GOM_NL__2P/NL_LOCAL_SPECIES_DENSITY/o3_std of the level 2 products. The table below shows the statistics for given STD ranges.

The statistics are given with respect to the overall valid production:

- Products without fatal errors: GOM_NL__2P/MPH/PRODUCT_ERR=0
- Valid point profile: GOM_NL__2P/NL_LOCAL_SPECIES_DENSITY/pcd(0)=0

The 'Criteria' is applied to valid points of dark limb products:

- Products in dark limb illumination condition: GOM_NL__2P/NL_SUMMARY_QUALITY/obs_ill_cond=0
- Products without fatal errors: GOM_NL__2P/MPH/PRODUCT_ERR=0
- Valid point profile: GOM_NL__2P/NL_LOCAL_SPECIES_DENSITY/pcd(0)=0

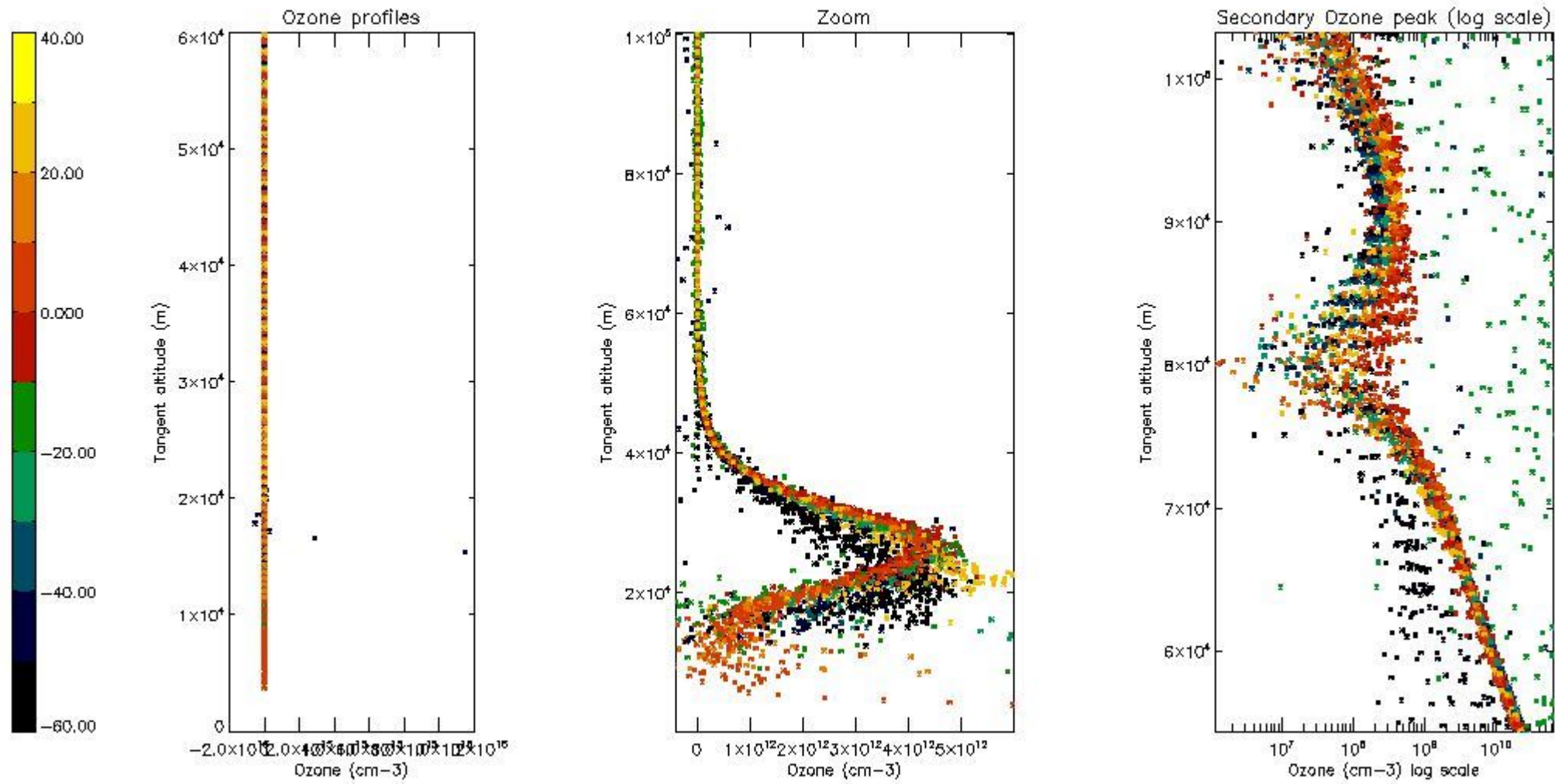
So, the table below shows the percentage of dark limb and valid observations for each criteria with respect to the overall valid daily observations.

Criteria	% of total production
All STD	64
STD < 20	36

STD < 10	29
STD < 5	20

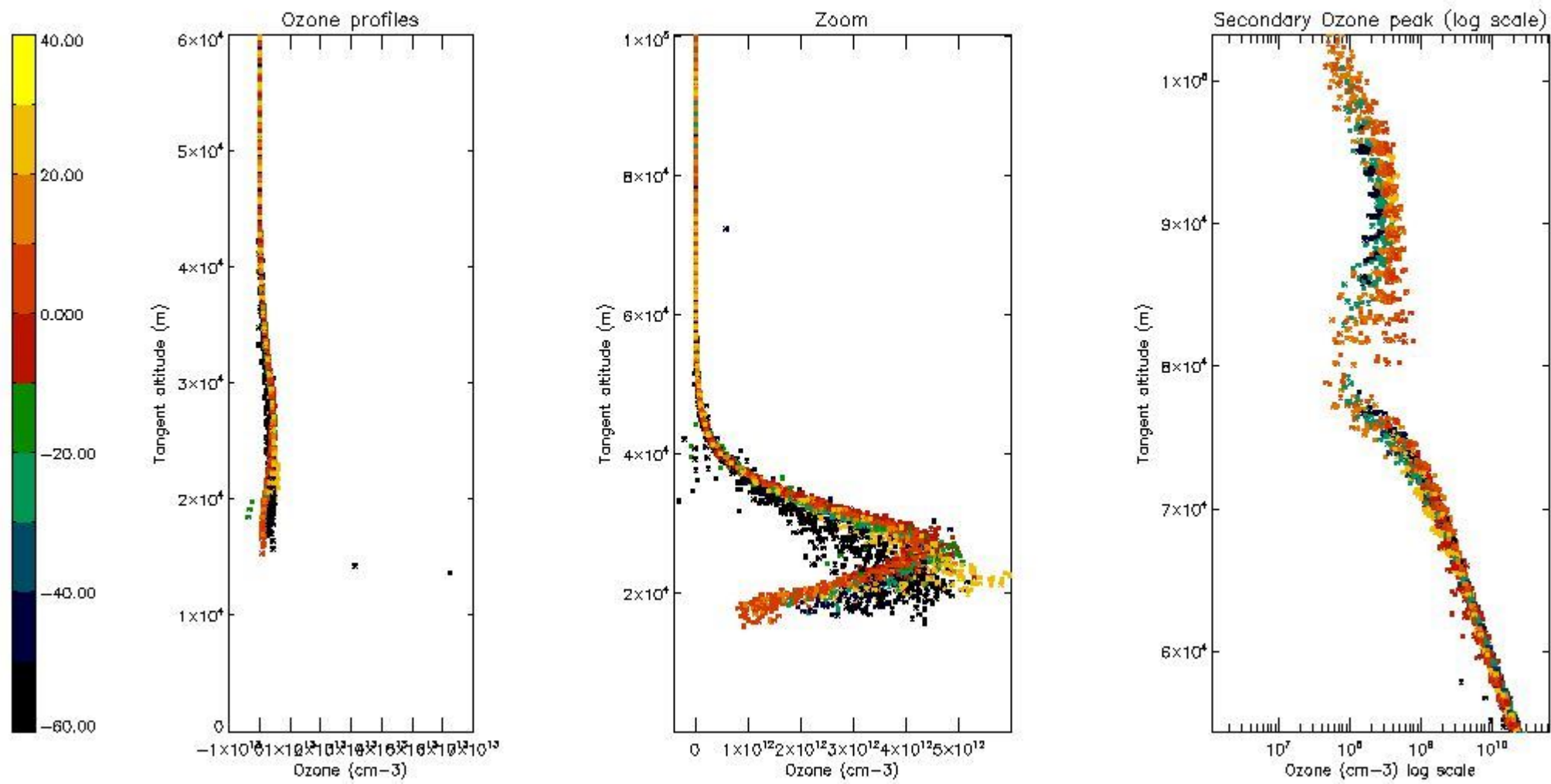
5.2 Plot ozone profiles for all STD (dark without errors)

The colorbar represents the latitude.



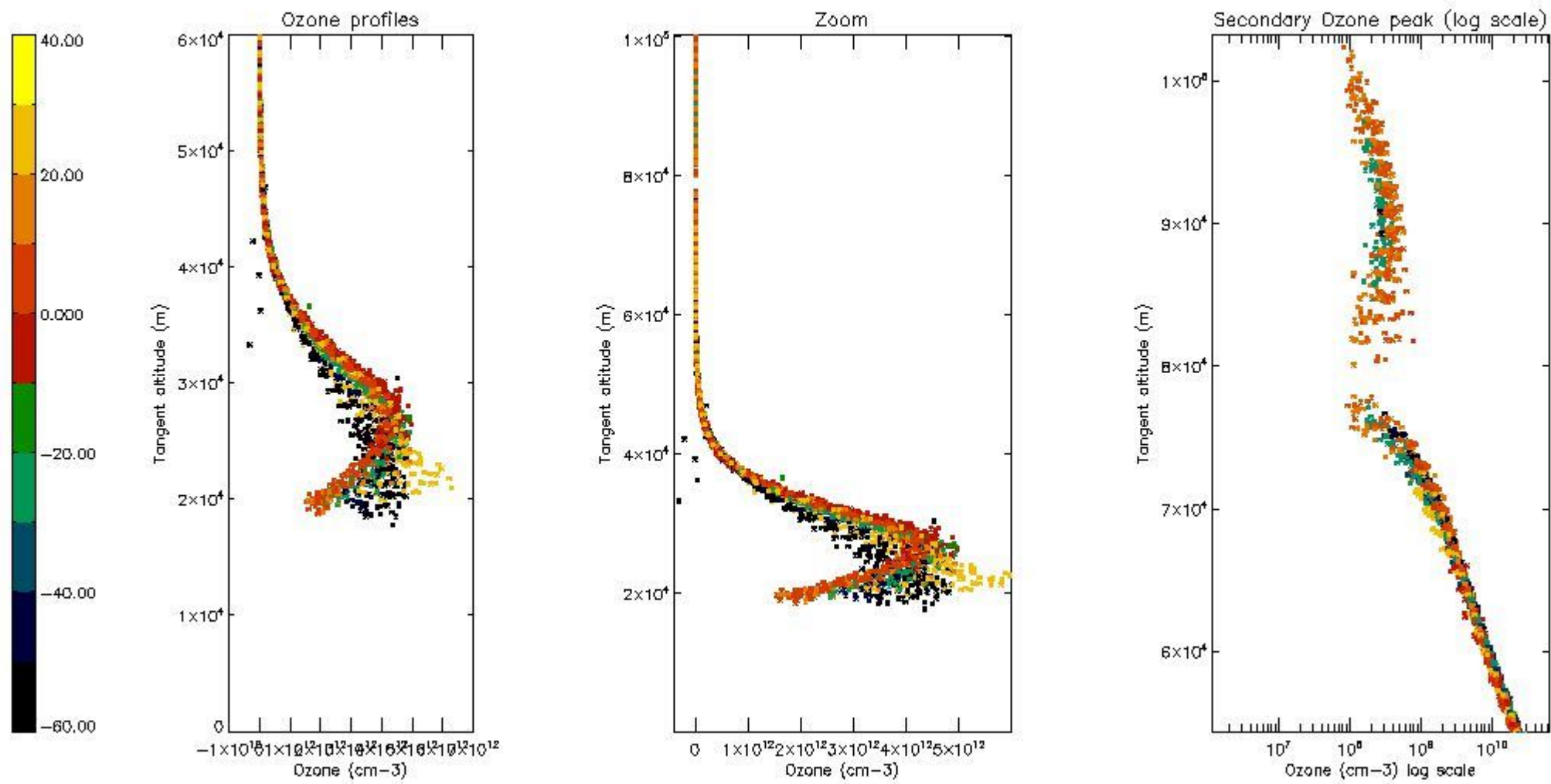
5.3 Plot ozone profiles where STD < 20% (dark without errors)

The colorbar represents the latitude.



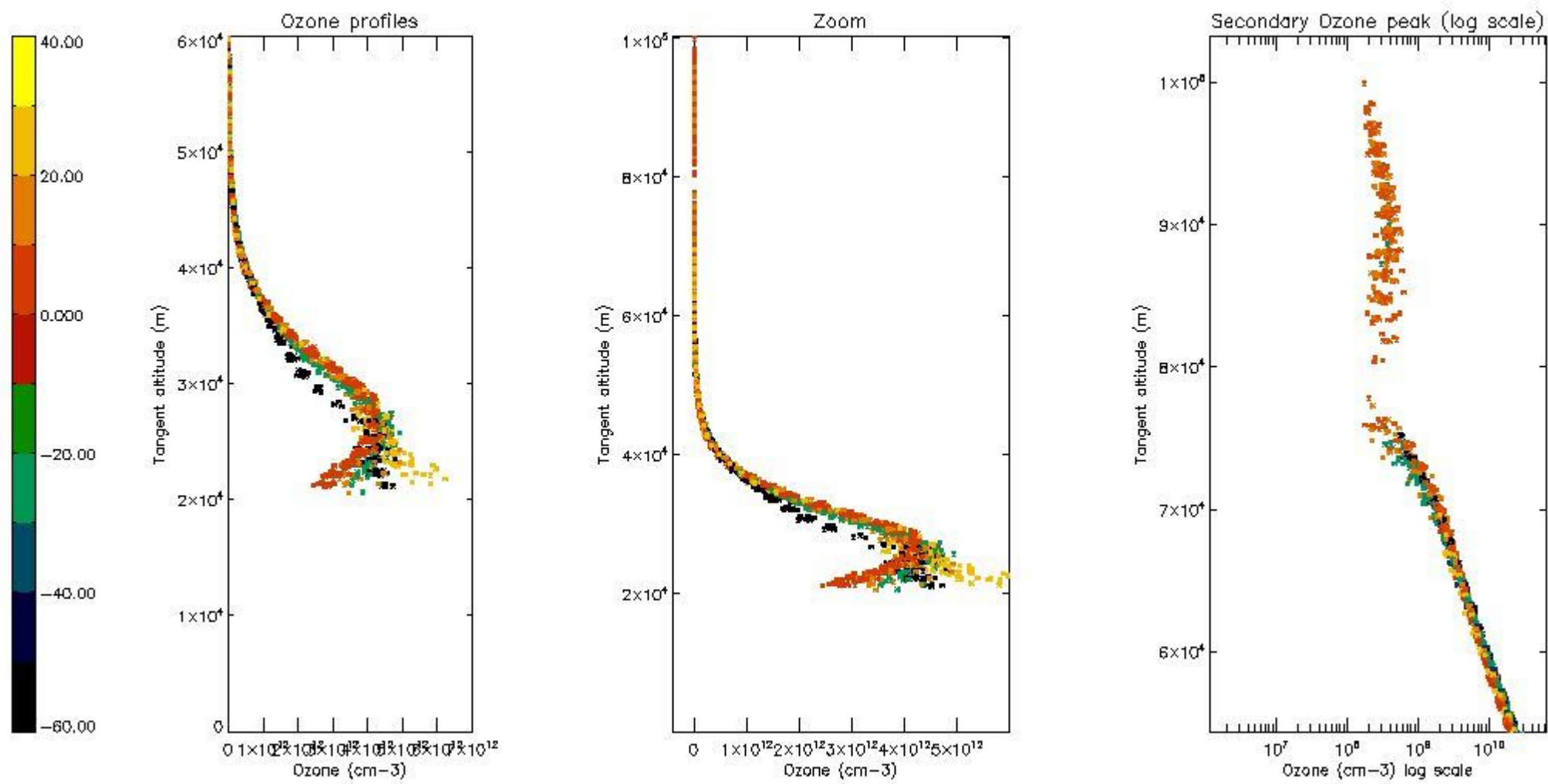
5.4 Plot ozone profiles where STD < 10% (dark without errors)

The colorbar represents the latitude.



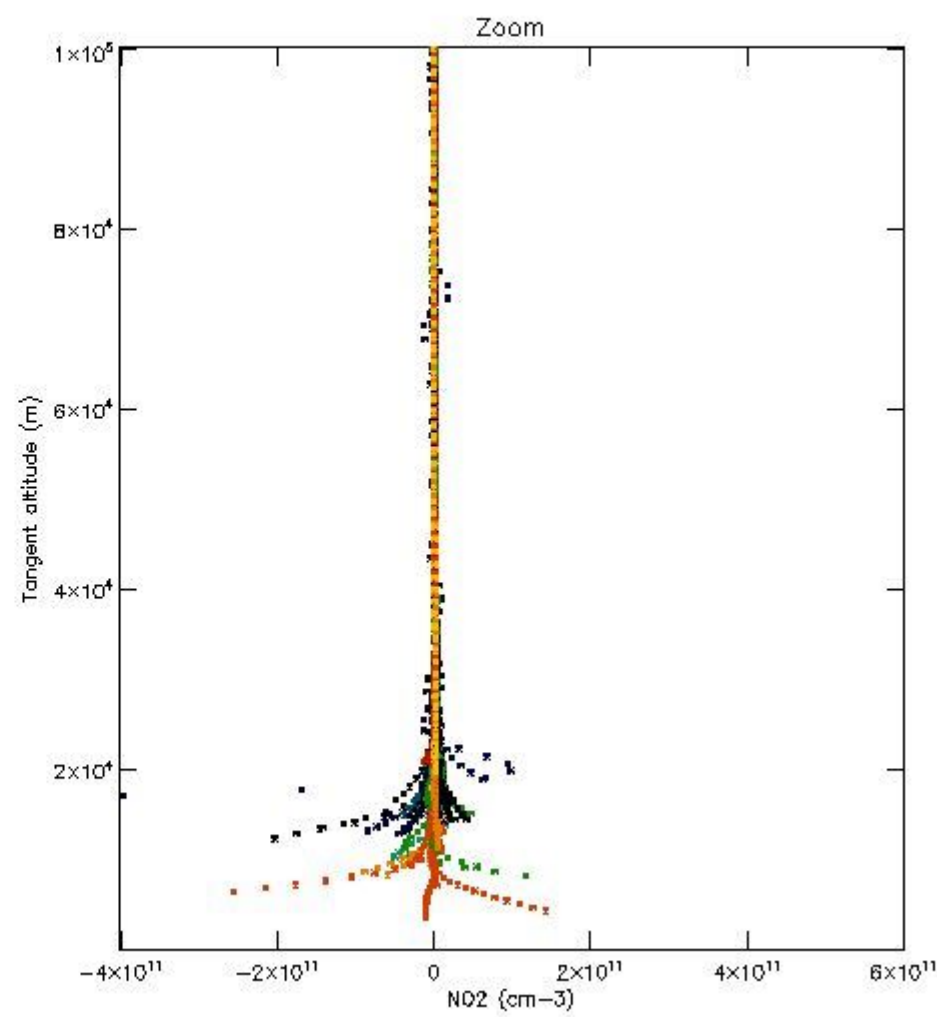
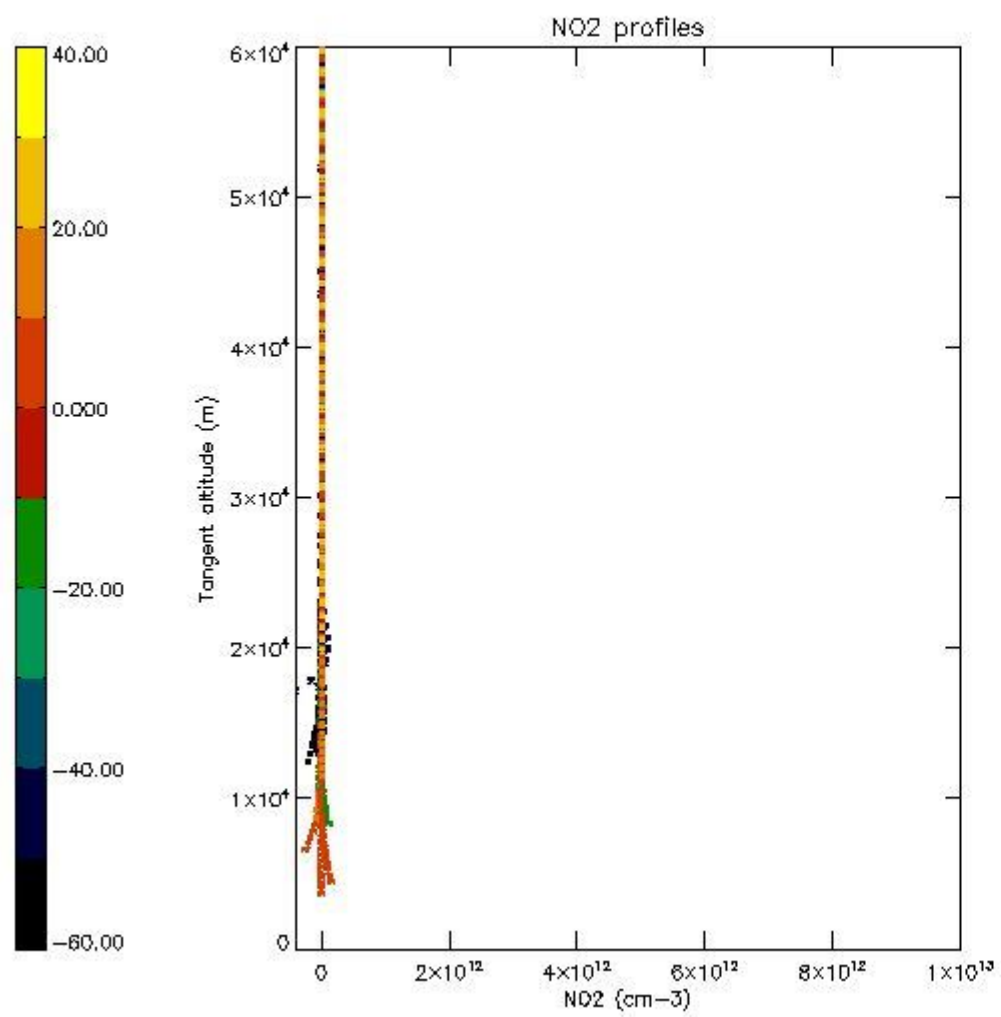
5.5 Plot ozone profiles where STD < 5% (dark without errors)

The colorbar represents the latitude.



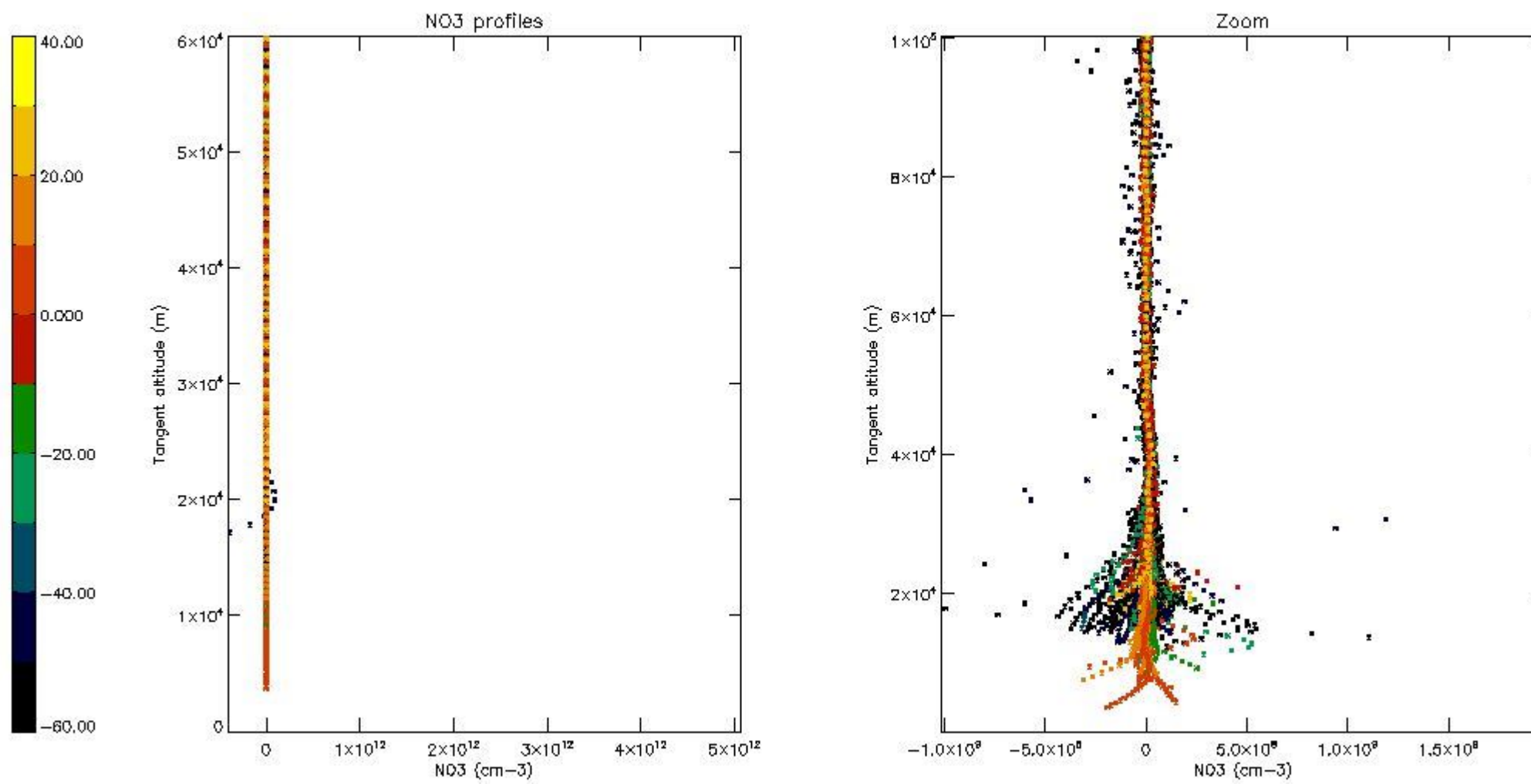
5.6 Plot NO₂ profiles for all STD (dark without errors)

The colorbar represents the latitude.



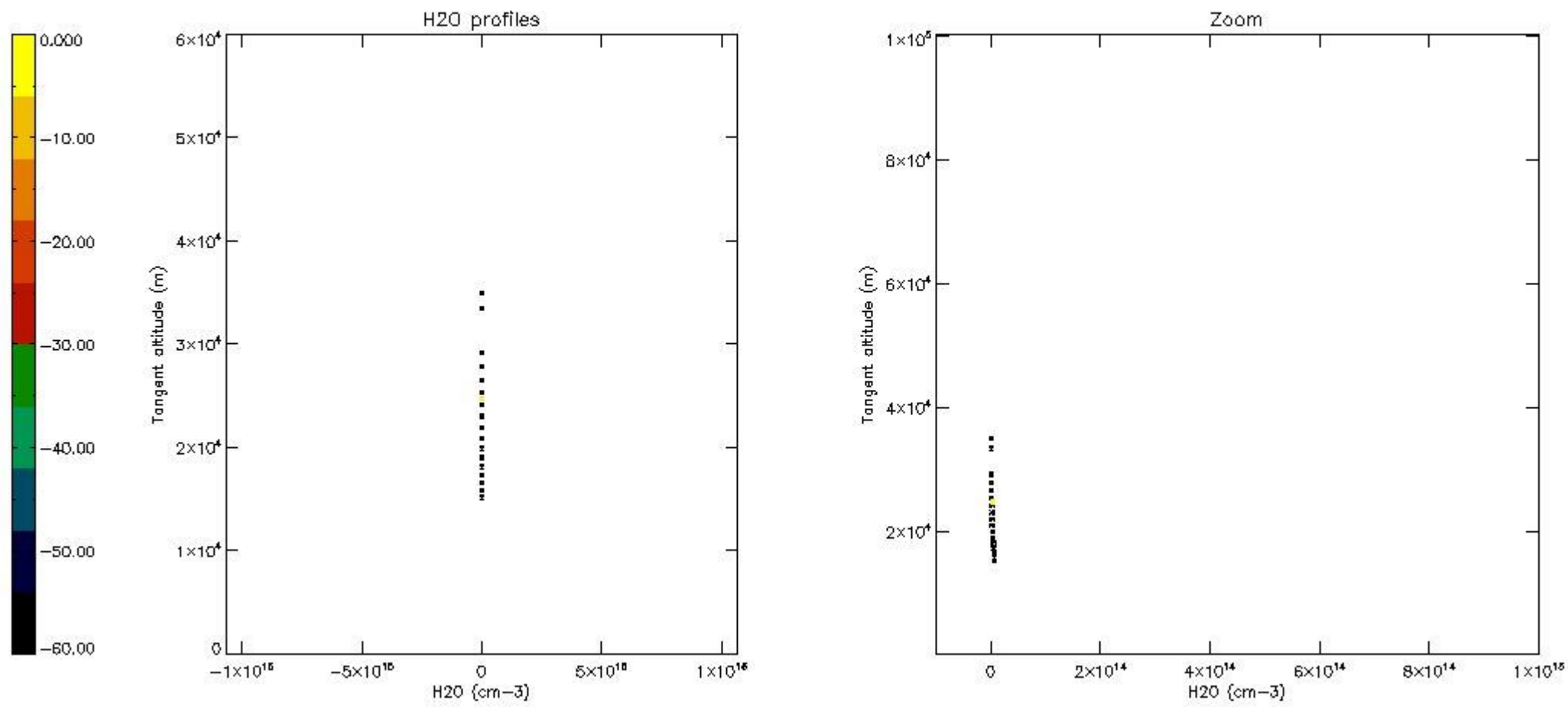
5.7 Plot NO3 profiles for all STD (dark without errors)

The colorbar represents the latitude.



5.8 Plot H2O profiles for all STD (only for occultations of stars 1,2,3,4,13,14,16,26,63 dark without errors)

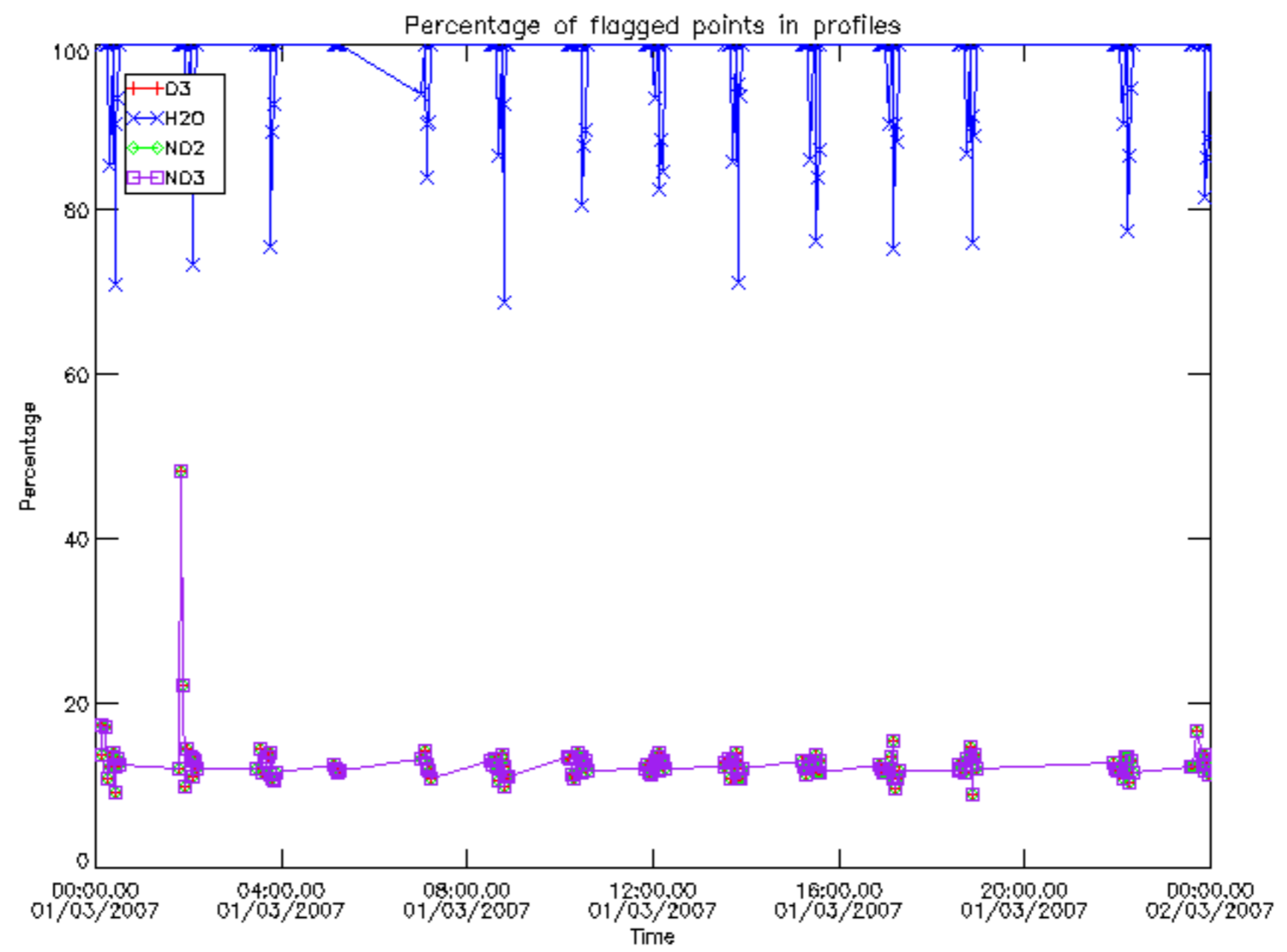
The colorbar represents the latitude.



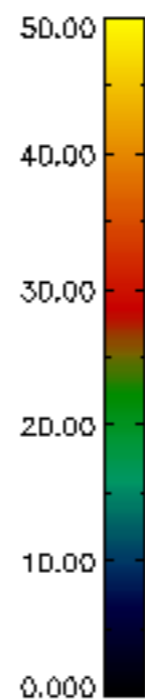
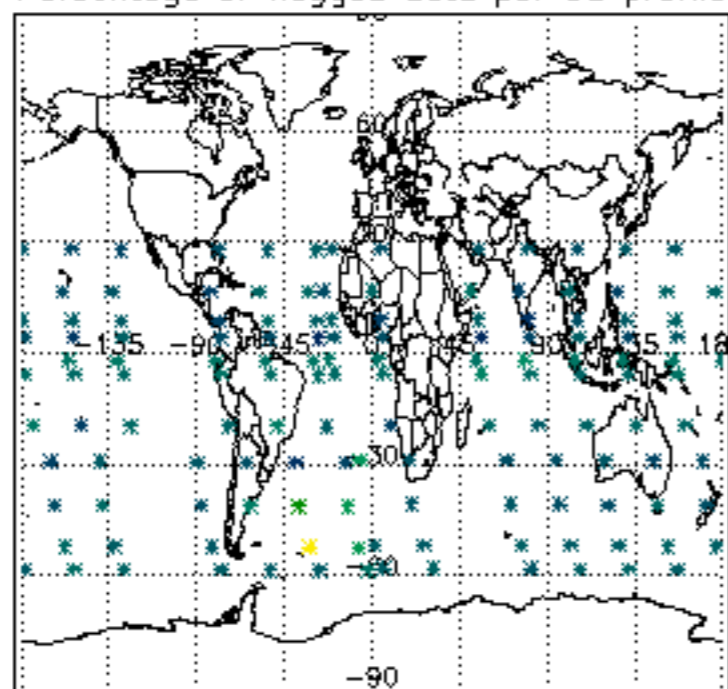
6. Auxiliary Data Files used for the production reported in section 2

The number reported in the third column indicates since which file (see list in section 2) the corresponding auxiliary file has been used. The fourth column is the date of those product files.

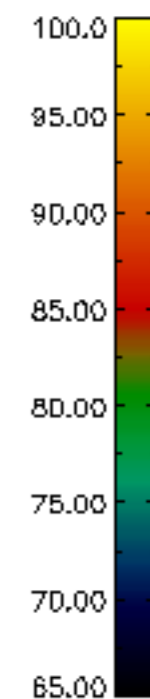
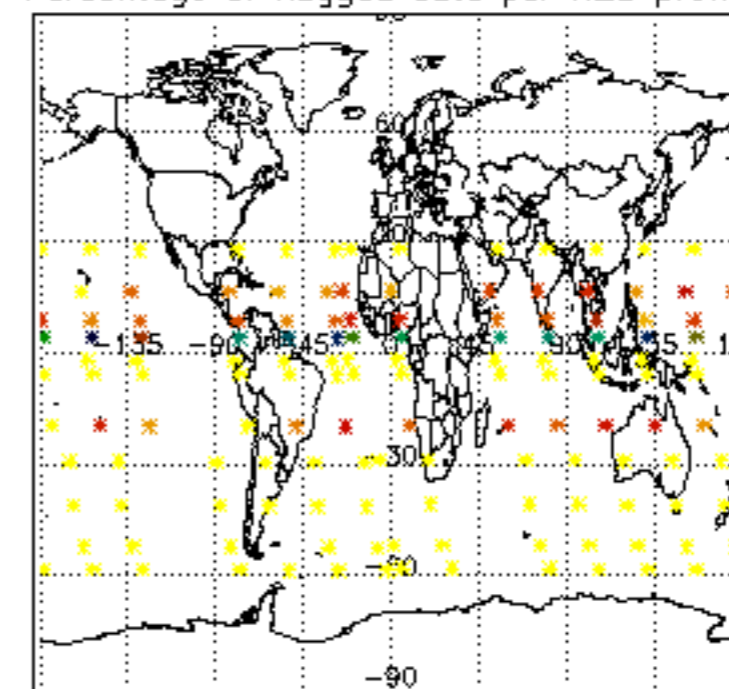
Type	Auxiliary Filename	Used since product	Used since product date
INST_PHYS_CHARACTERISTICS	GOM_INS_AXVIEC20091111_143220_20030716_120000_20500101_000000	1	01-MAR-2007 00:06:38
LEVEL-2_PROC_CONFIG	GOM_PR2_AXVIEC20091111_152718_20020301_000000_20500101_000000	1	01-MAR-2007 00:06:38
CROSS_SECTIONS_FILE	GOM_CRS_AXVIEC20091111_154832_20020301_000000_20500101_000000	1	01-MAR-2007 00:06:38



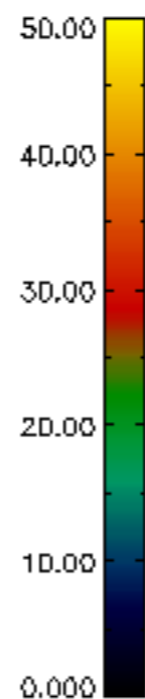
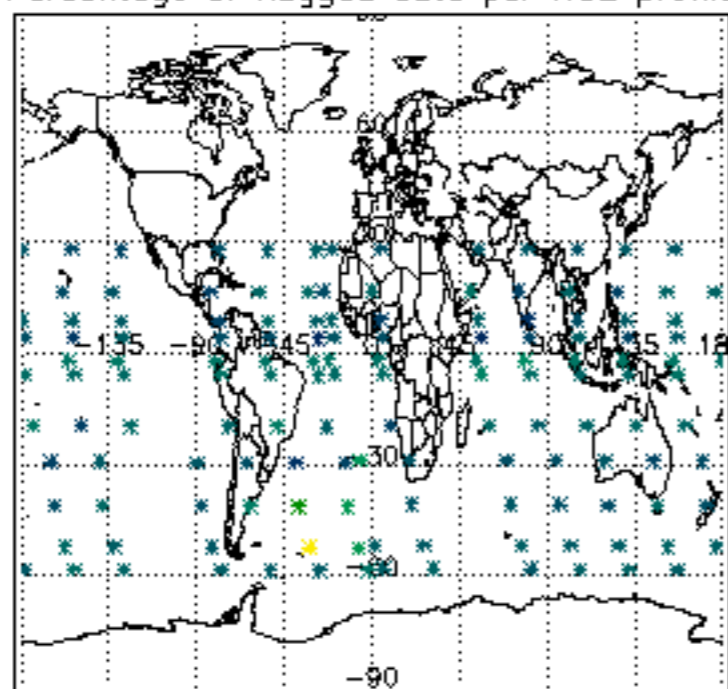
Percentage of flagged data per D3 profile



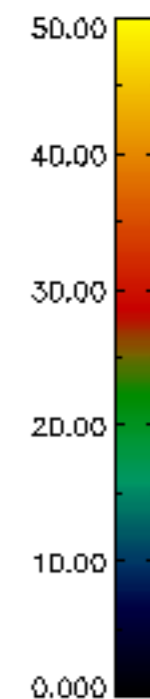
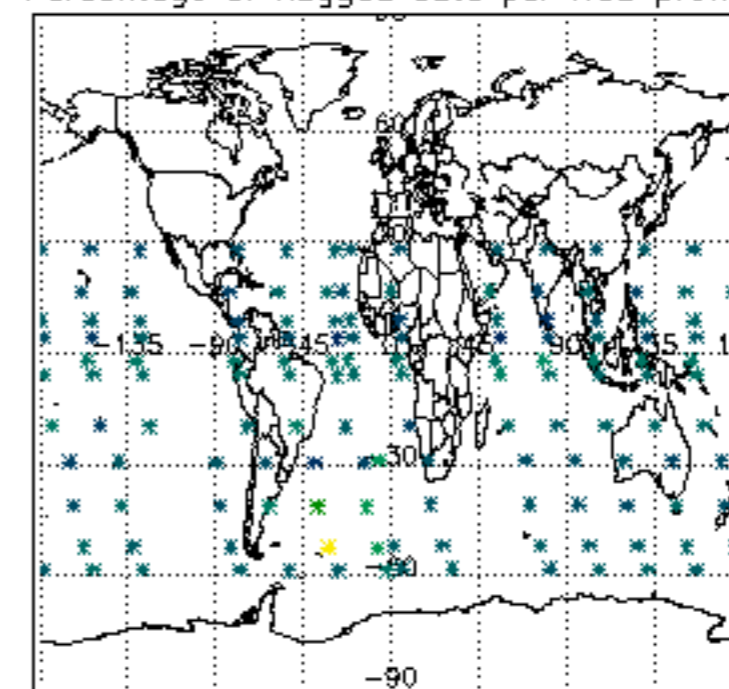
Percentage of flagged data per H2O profile

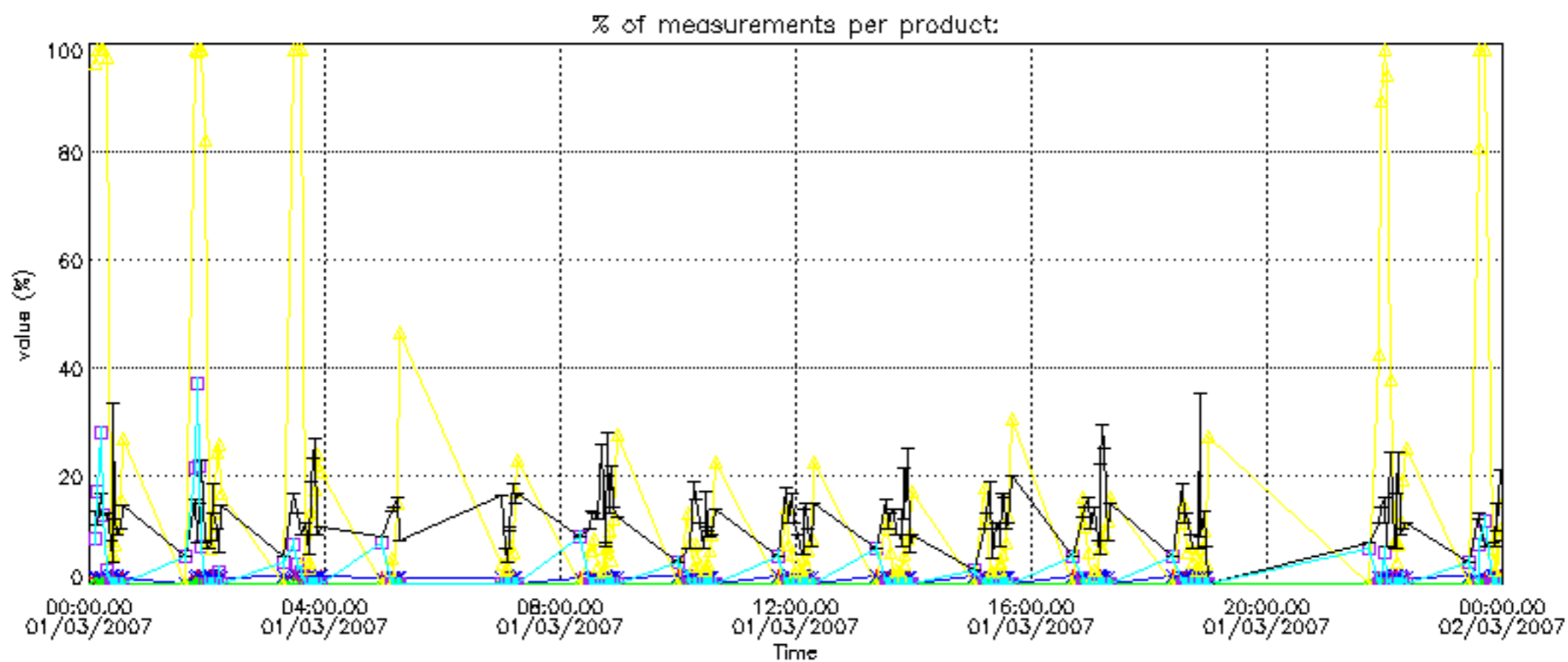


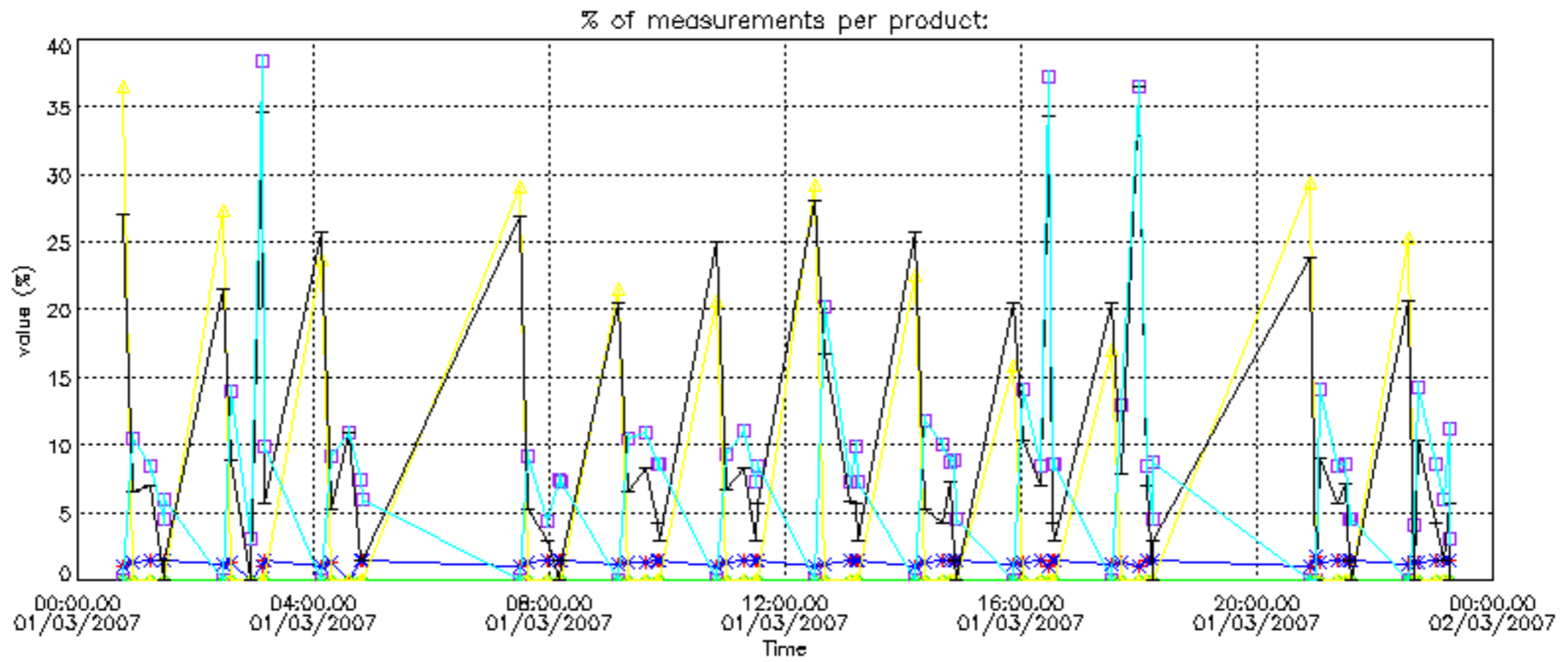
Percentage of flagged data per NO2 profile



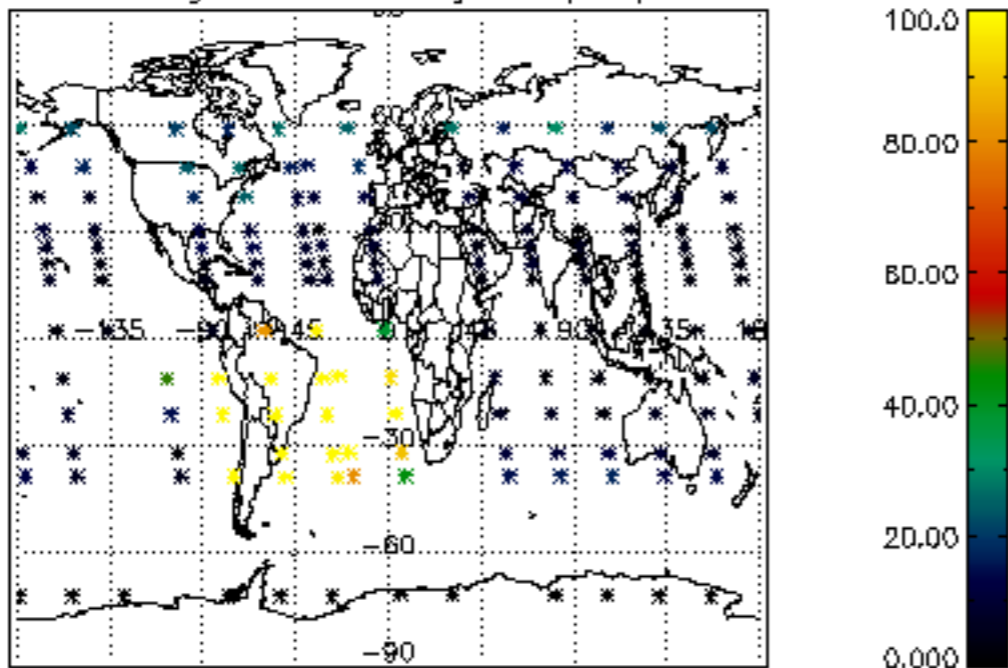
Percentage of flagged data per NO3 profile



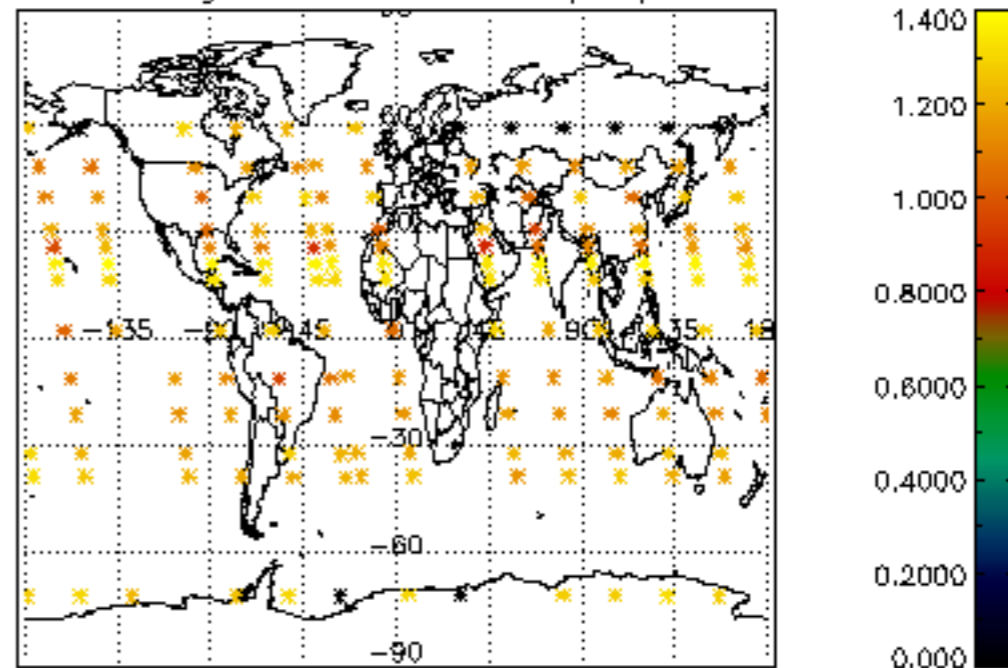




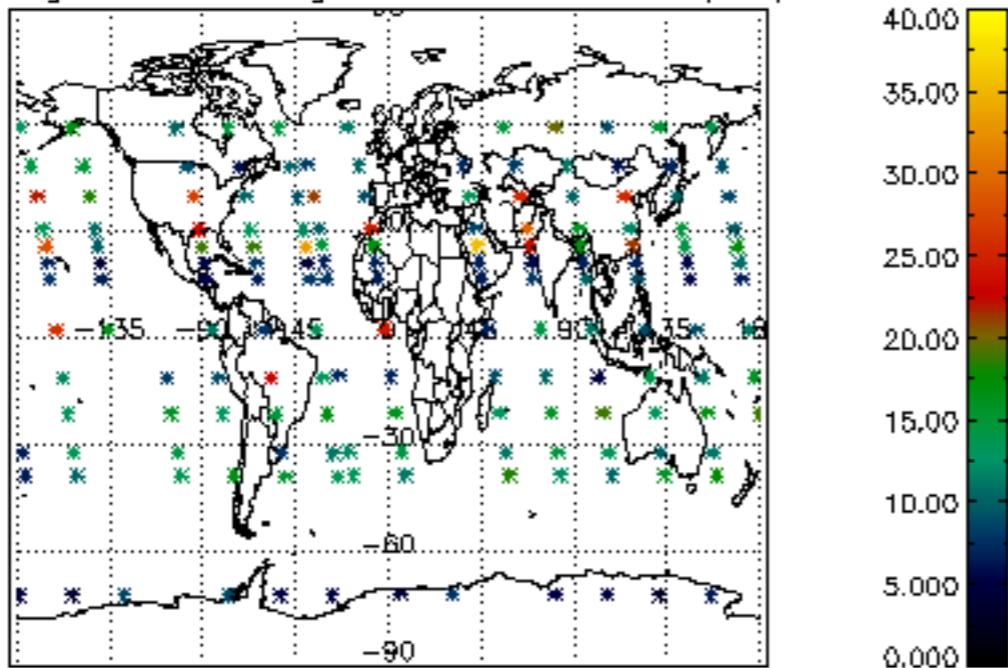
Percentage of cosmic ray hits per profile



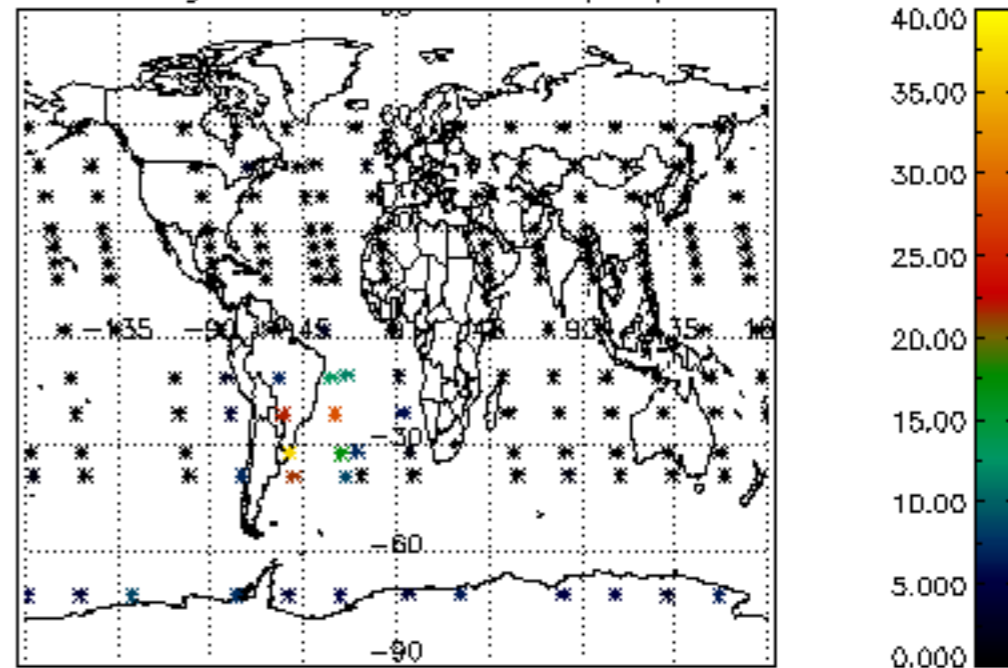
Percentage of datation errors per profile



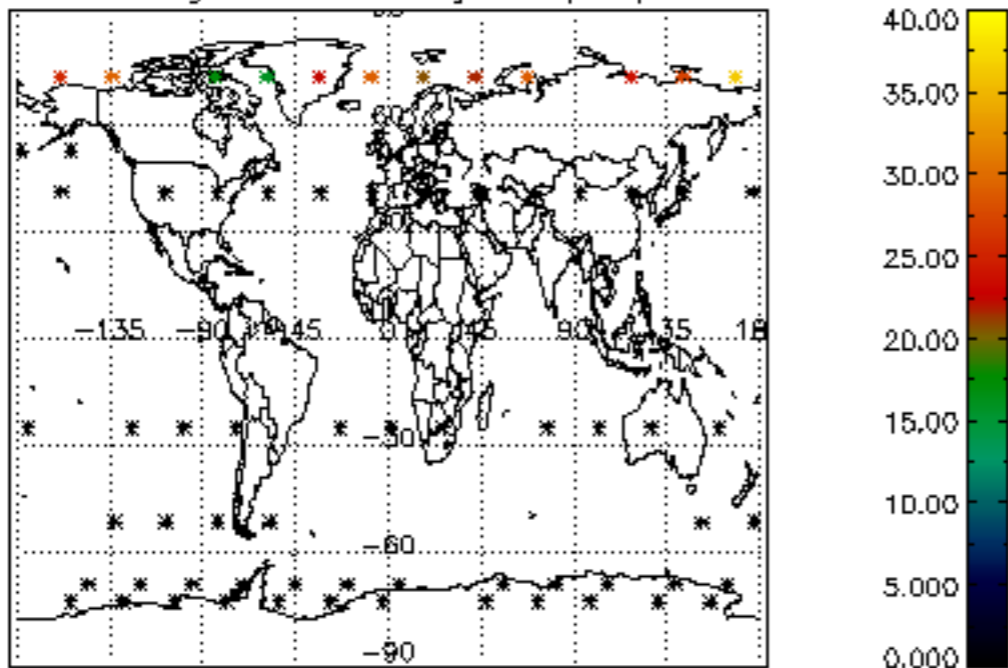
Percentage of star falling outside central band per profile



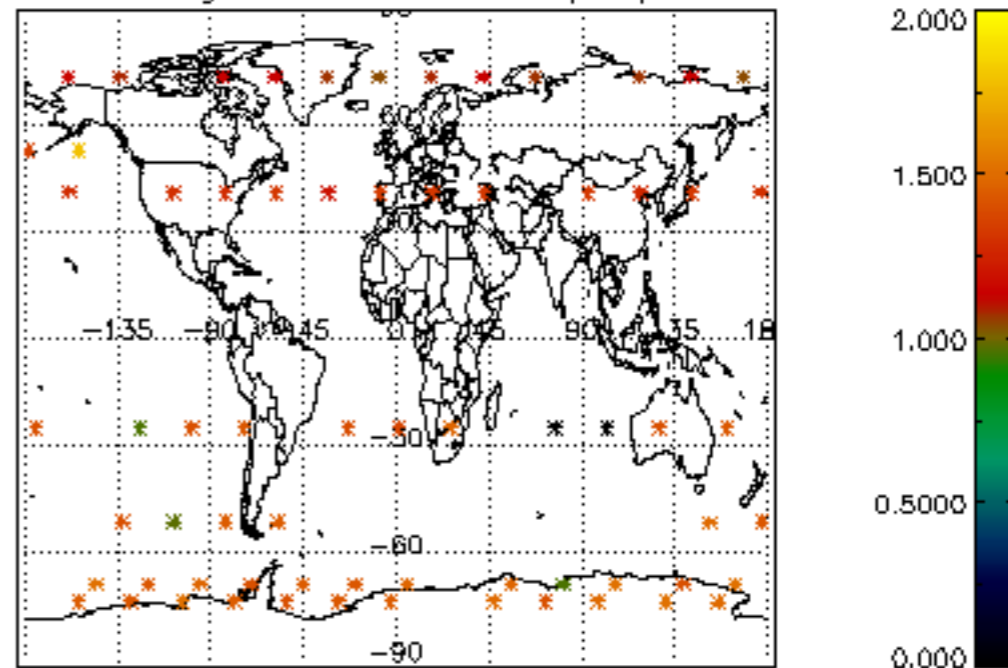
Percentage of saturation errors per profile



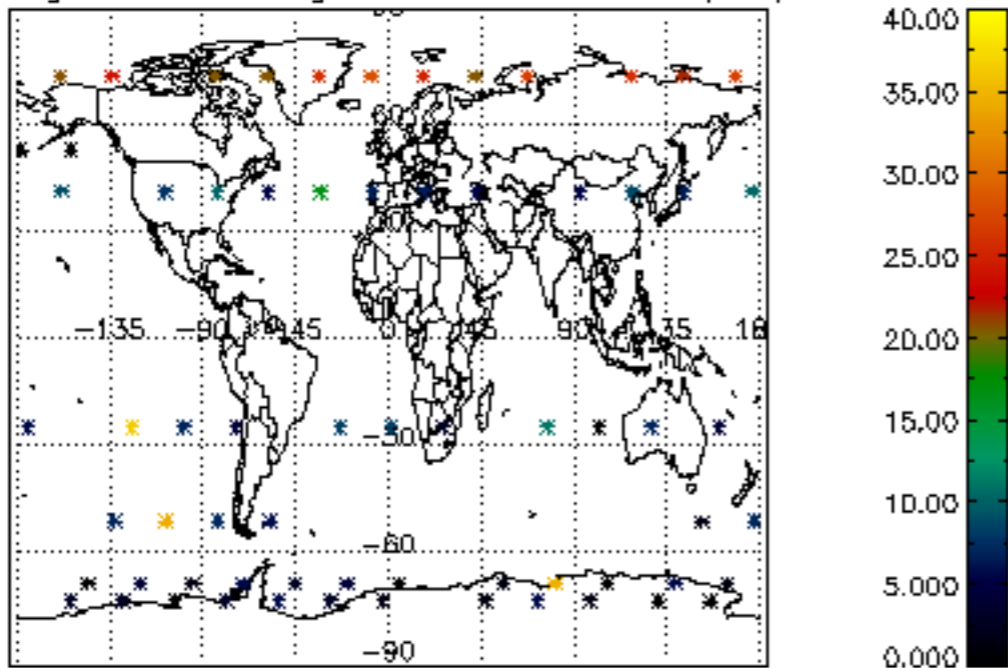
Percentage of cosmic ray hits per profile



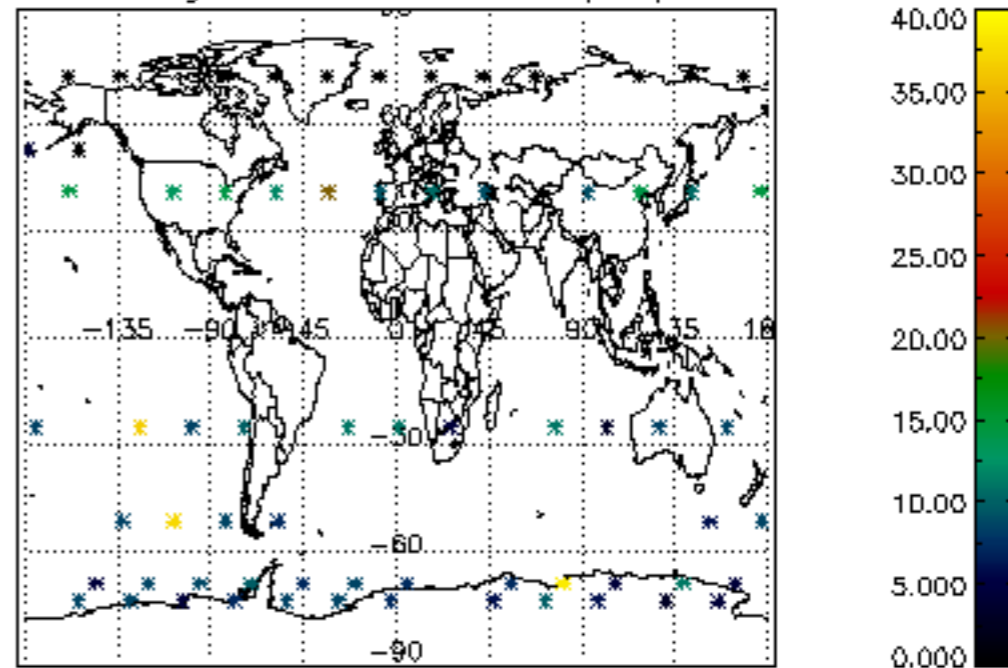
Percentage of datation errors per profile

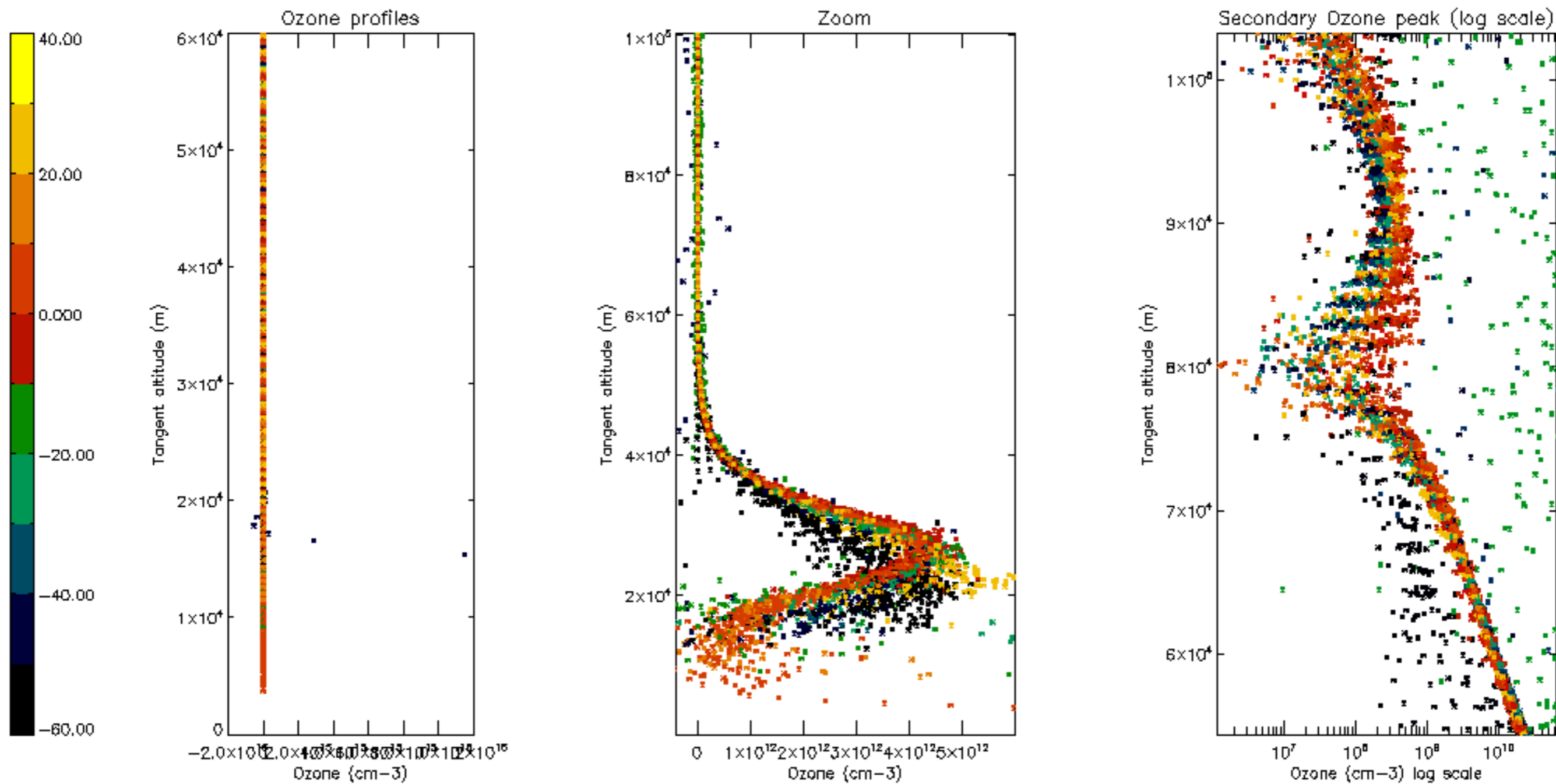


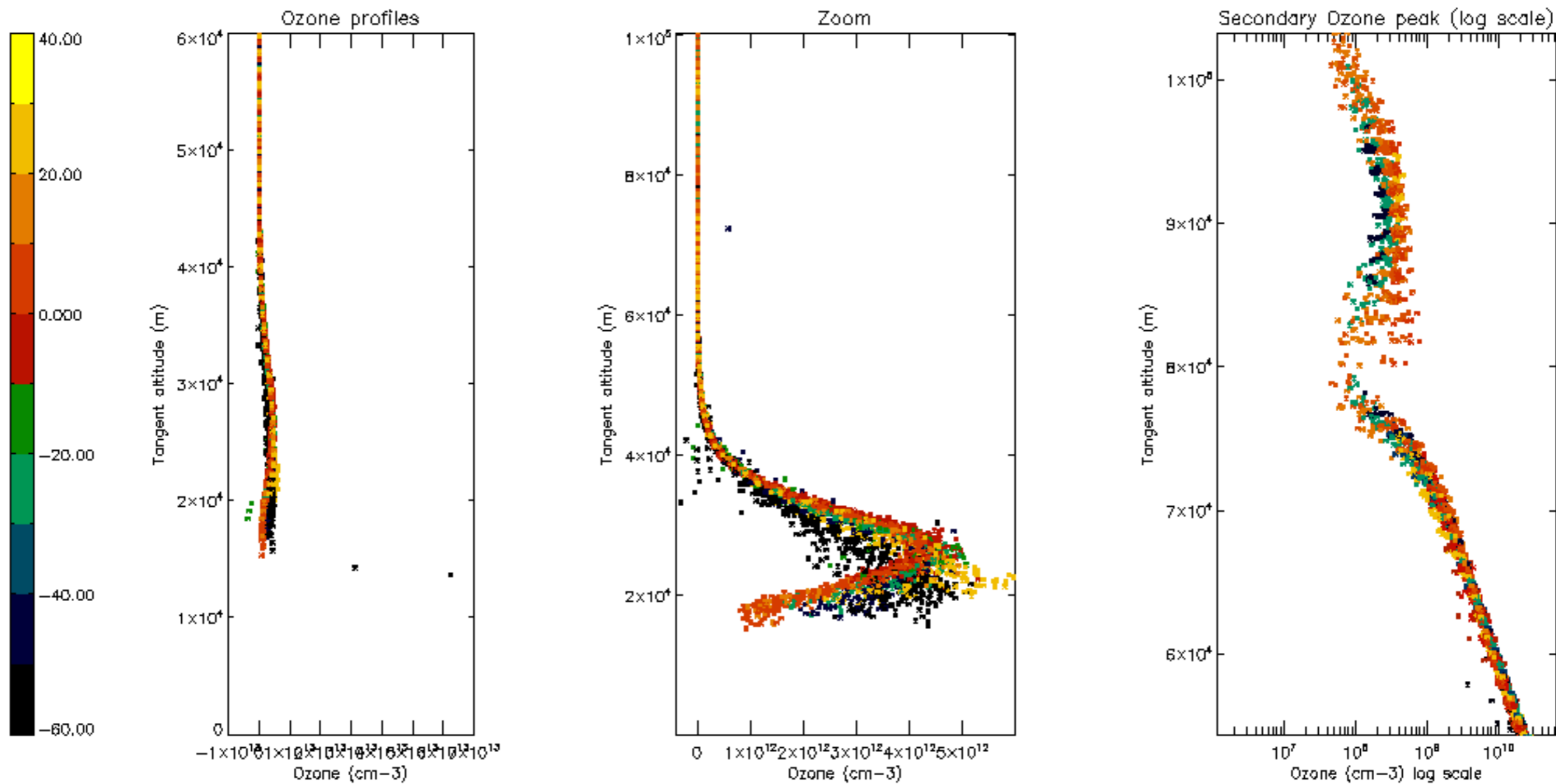
Percentage of star falling outside central band per profile

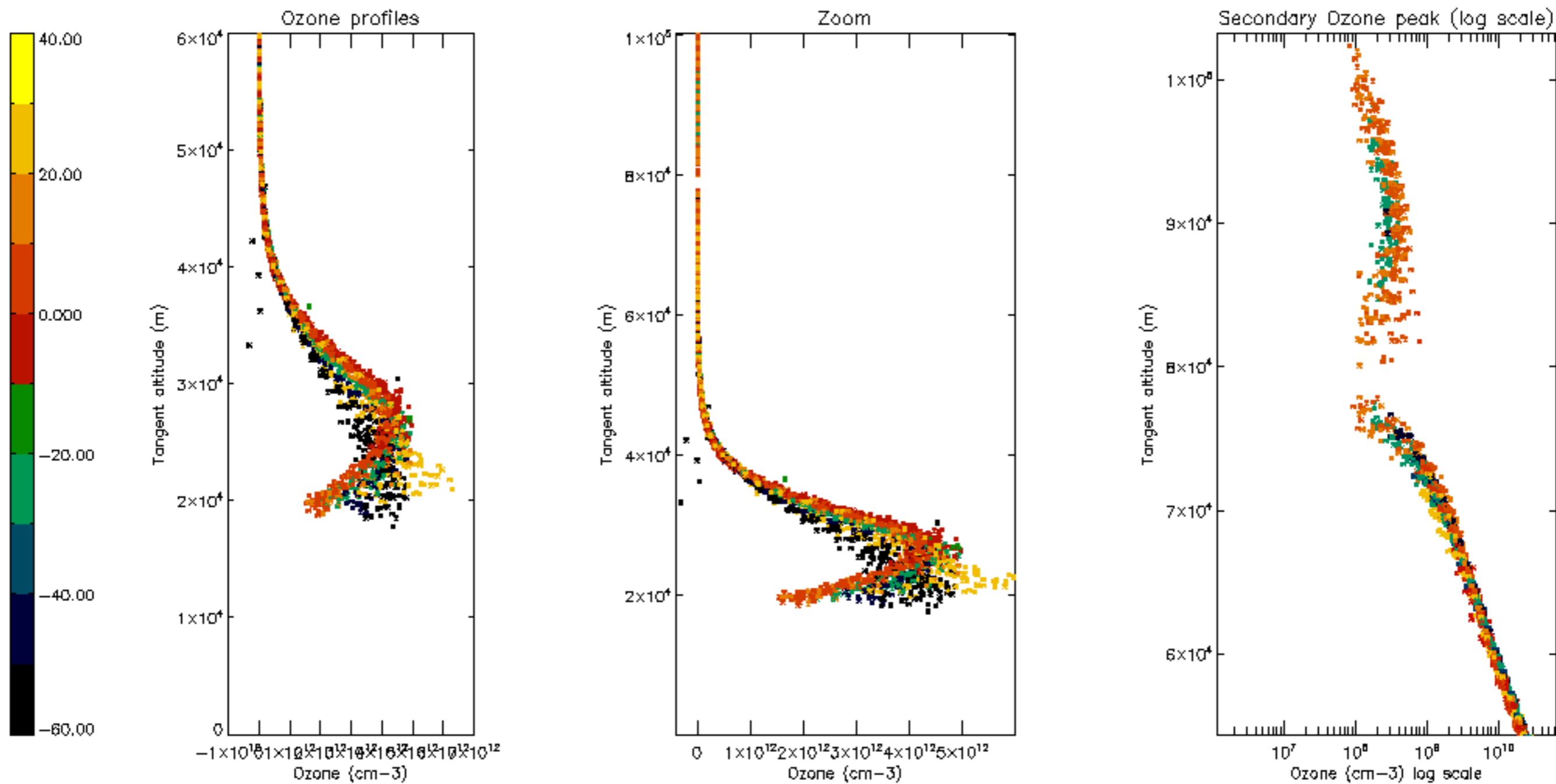


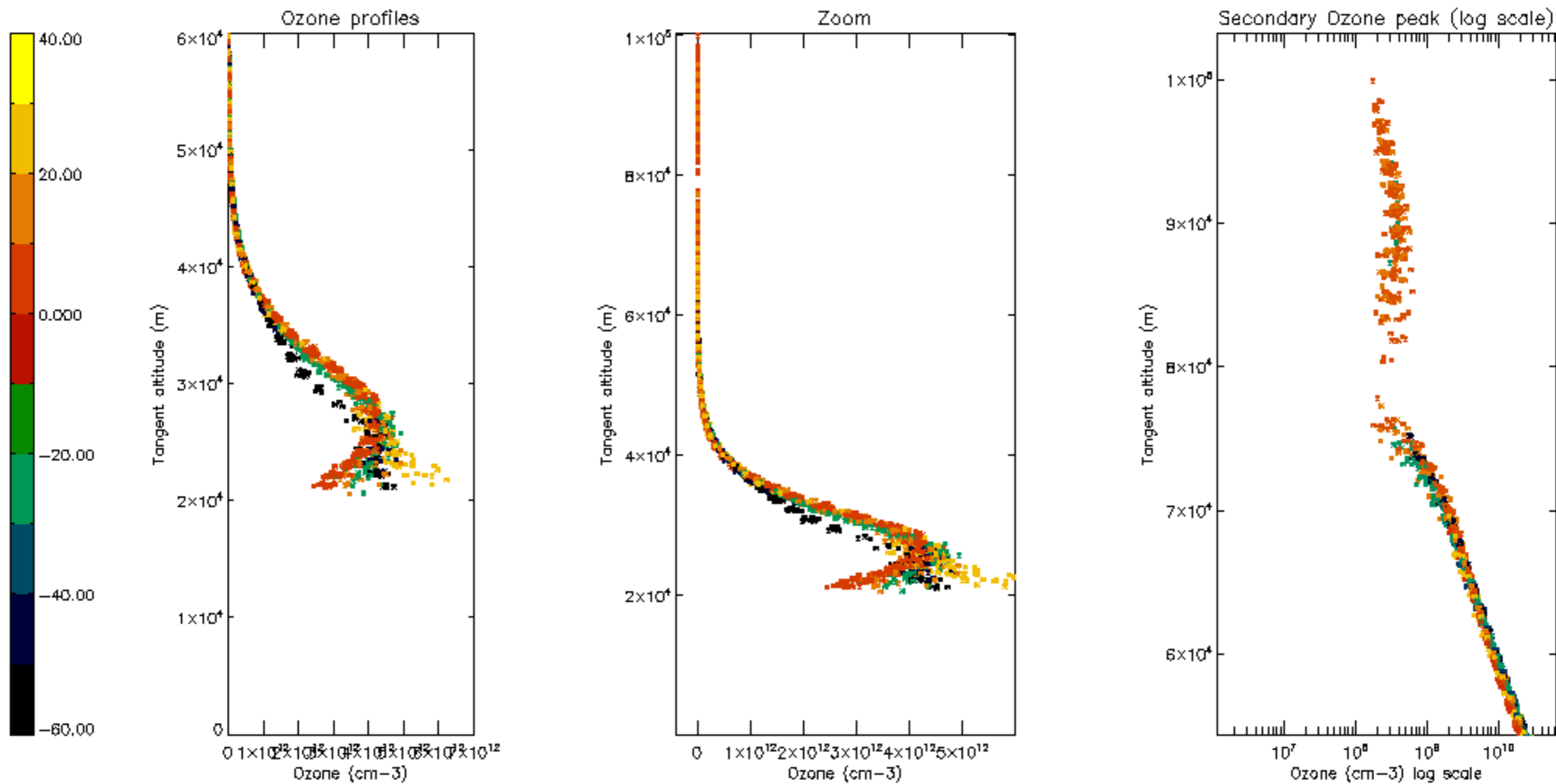
Percentage of saturation errors per profile

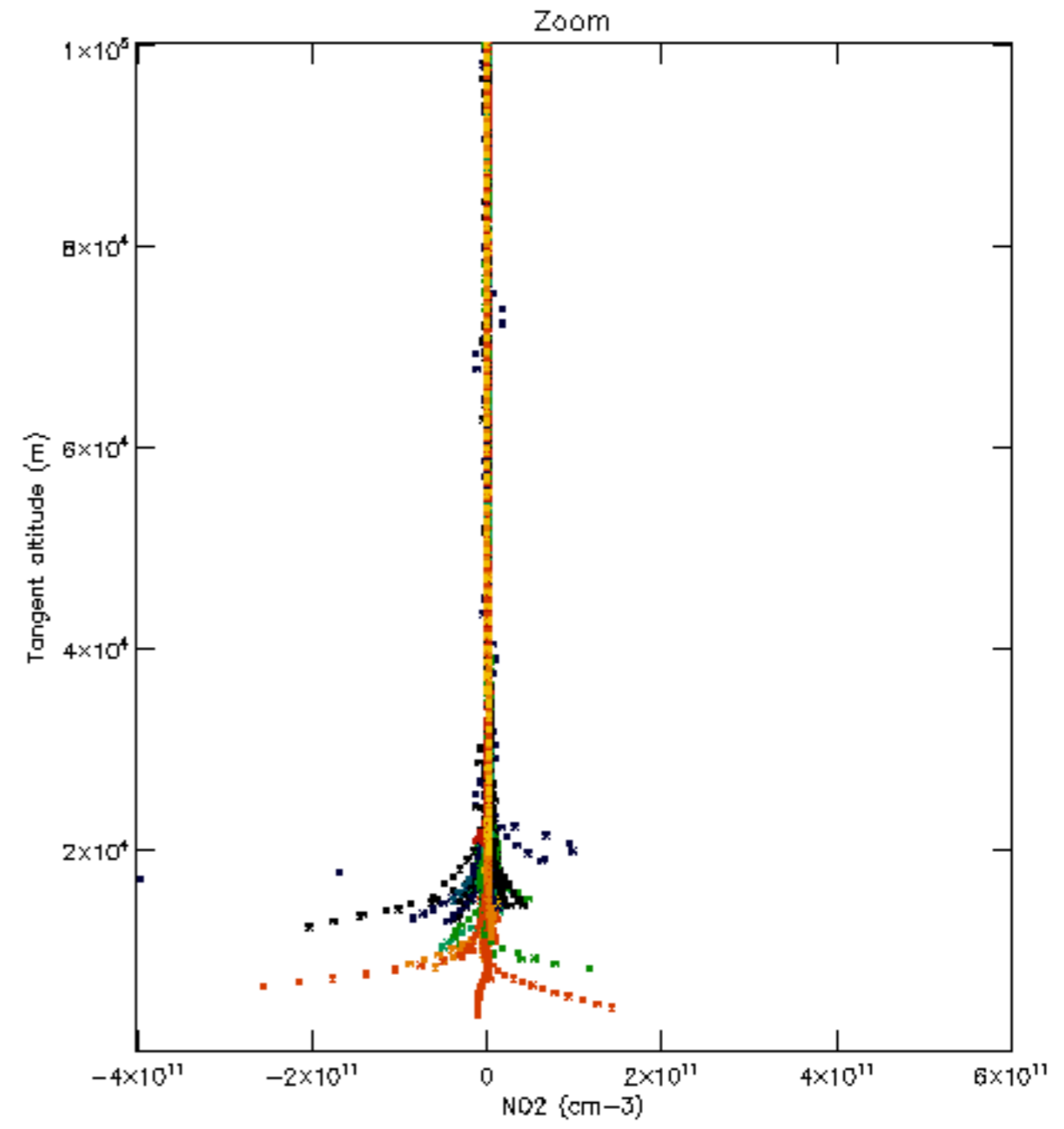
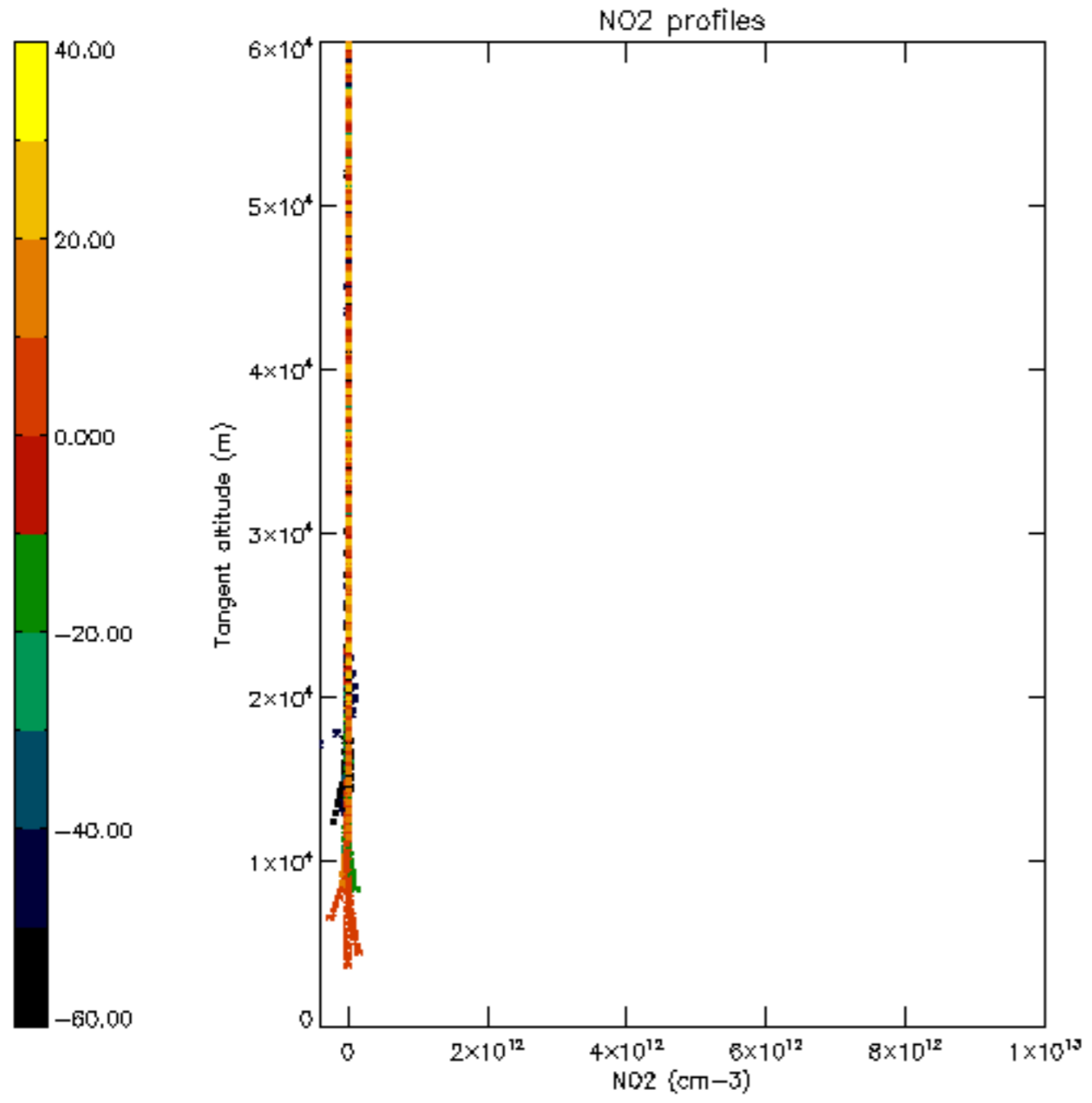


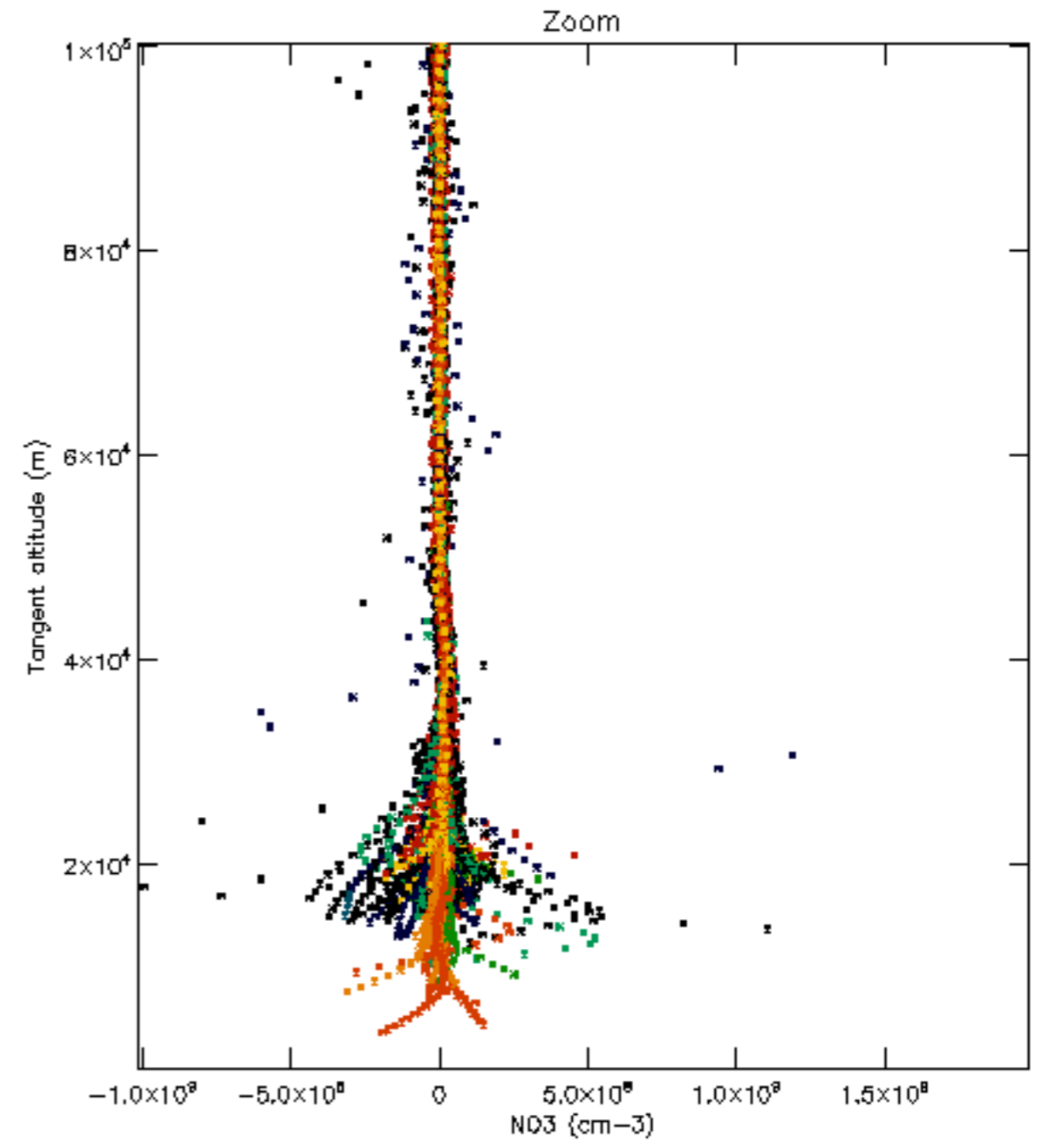
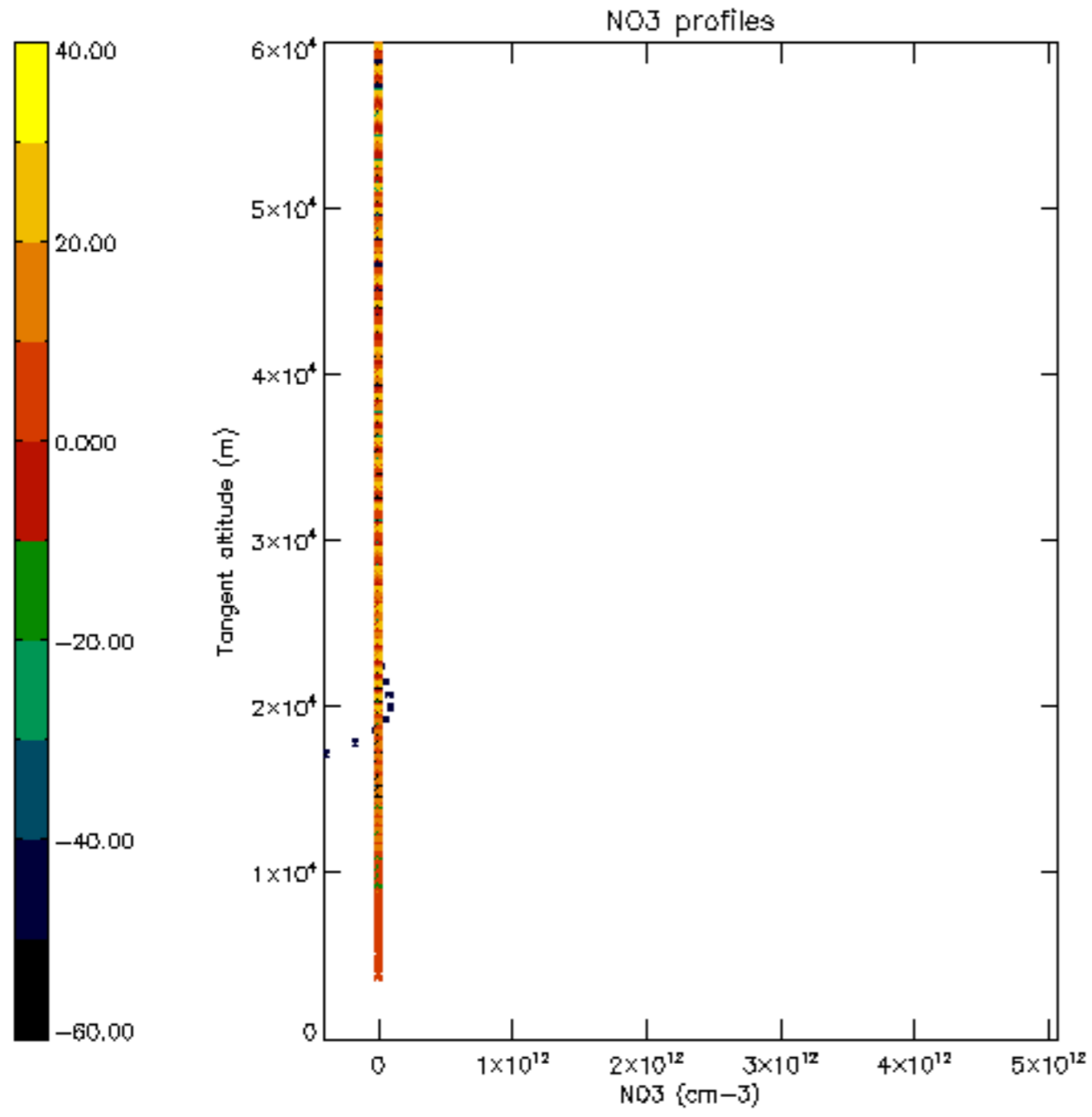


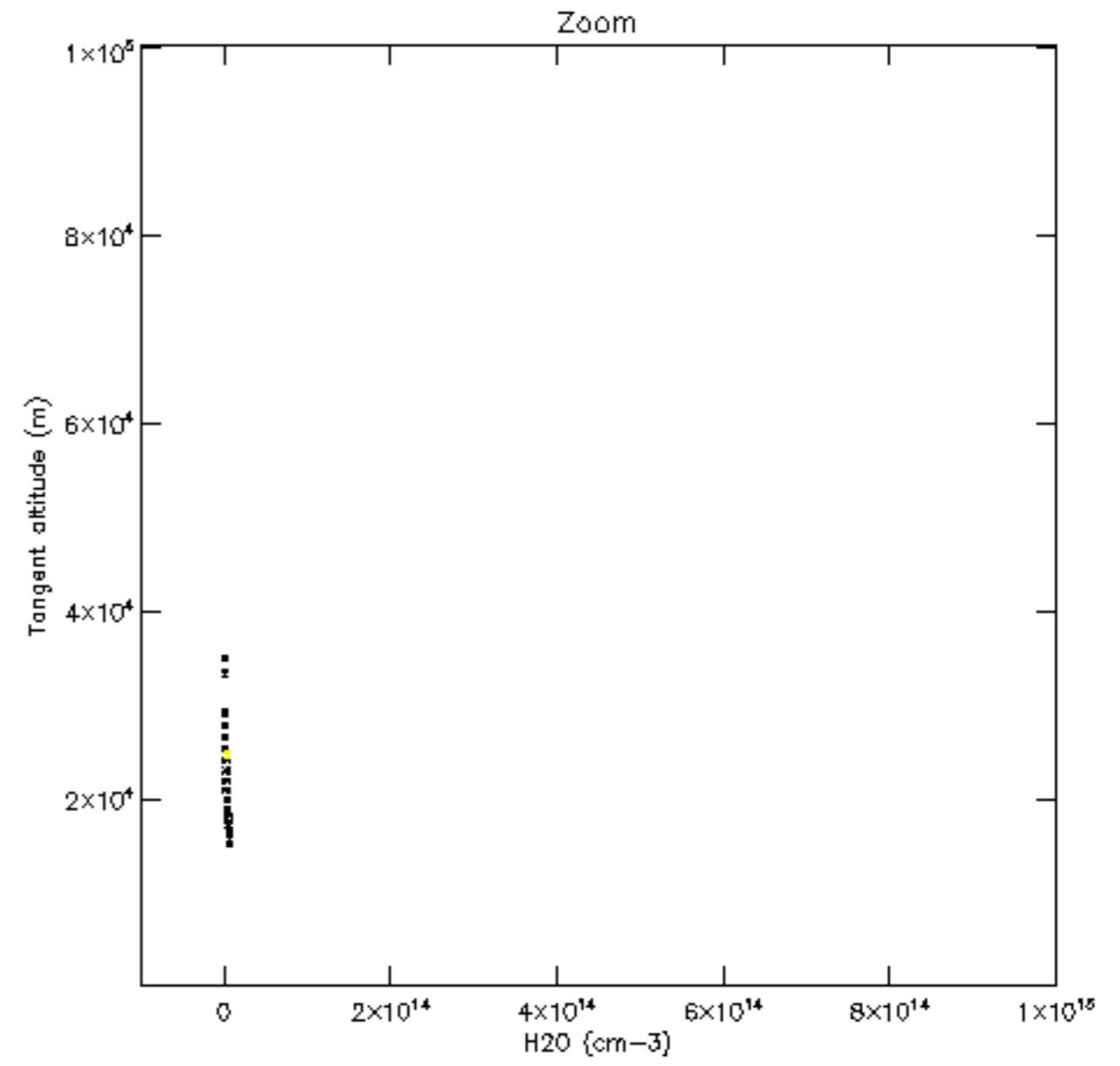
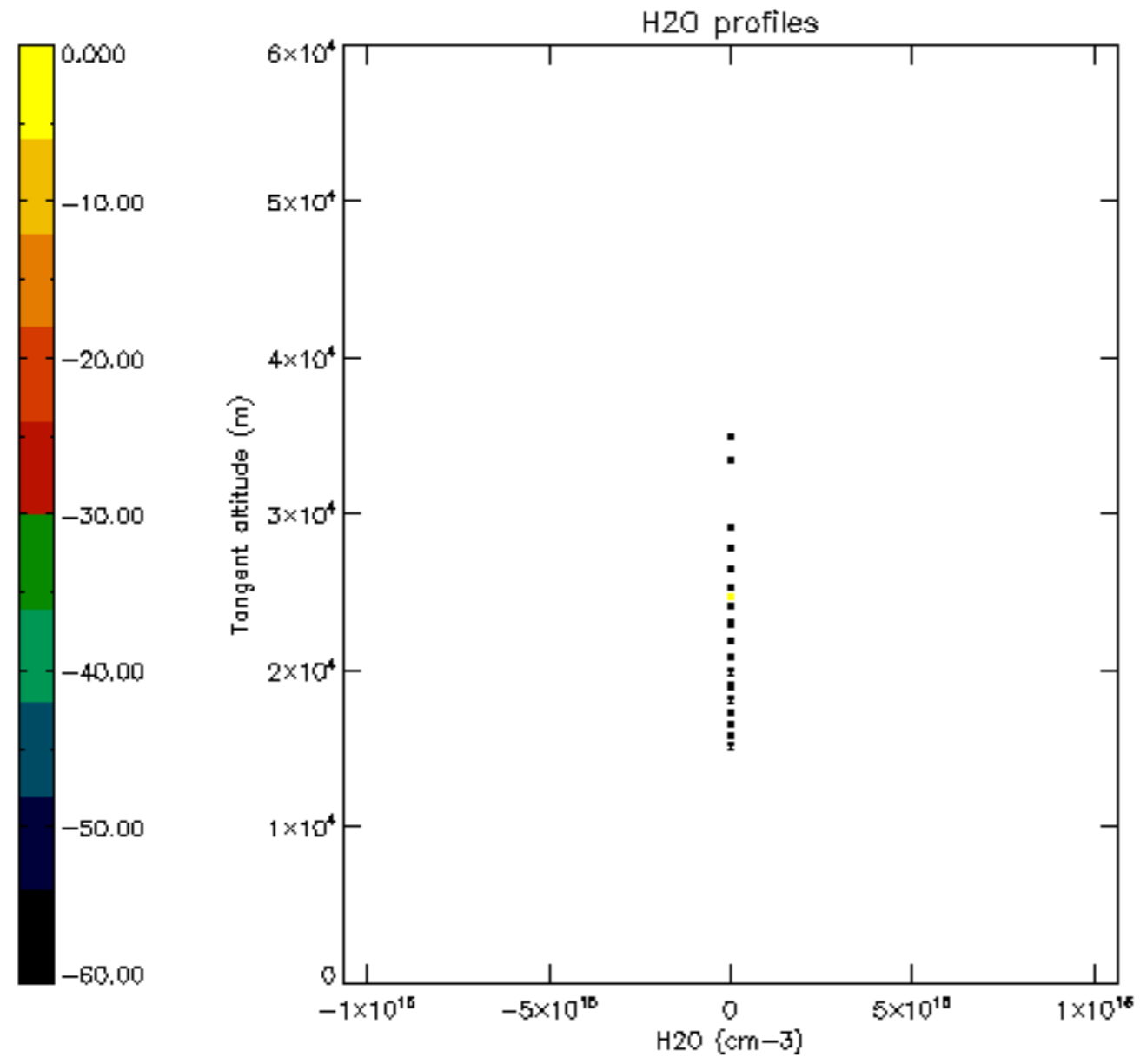


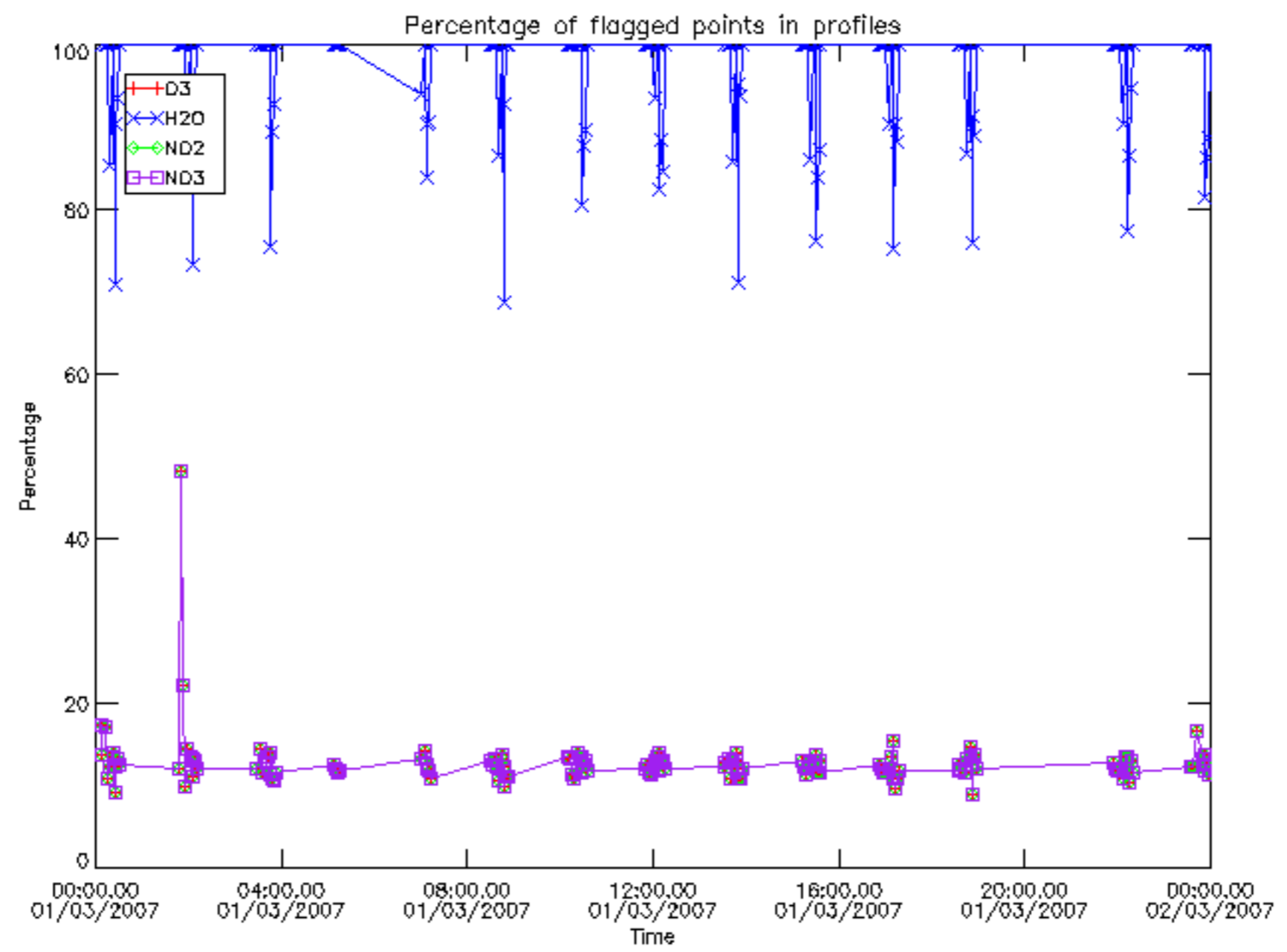




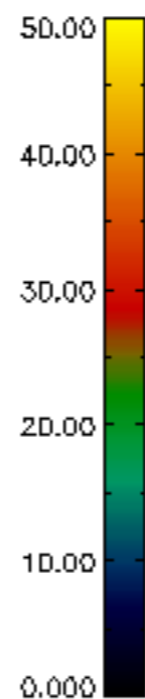
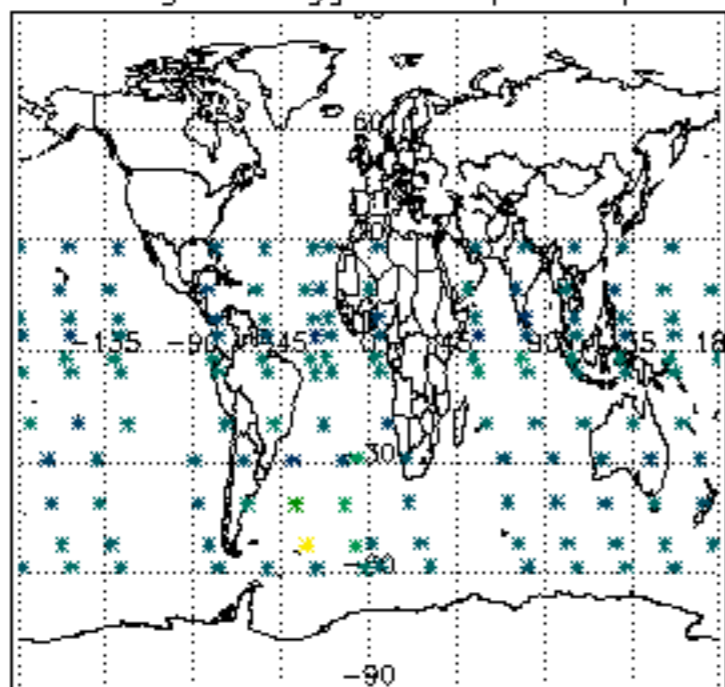




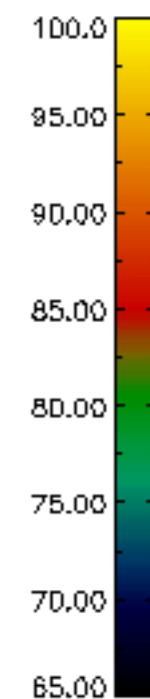
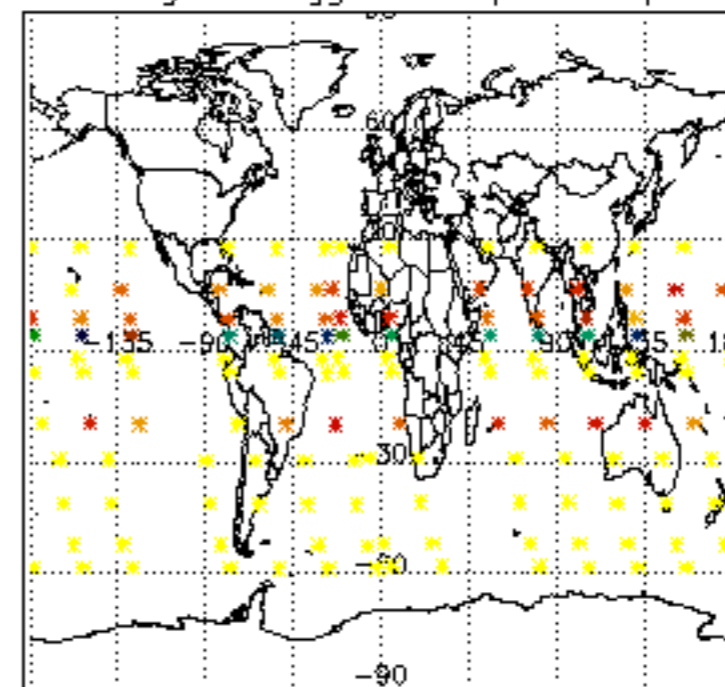




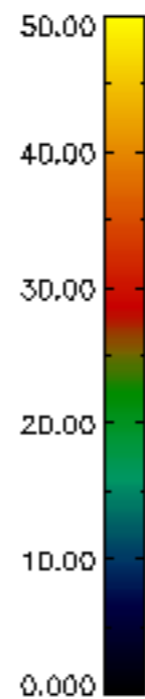
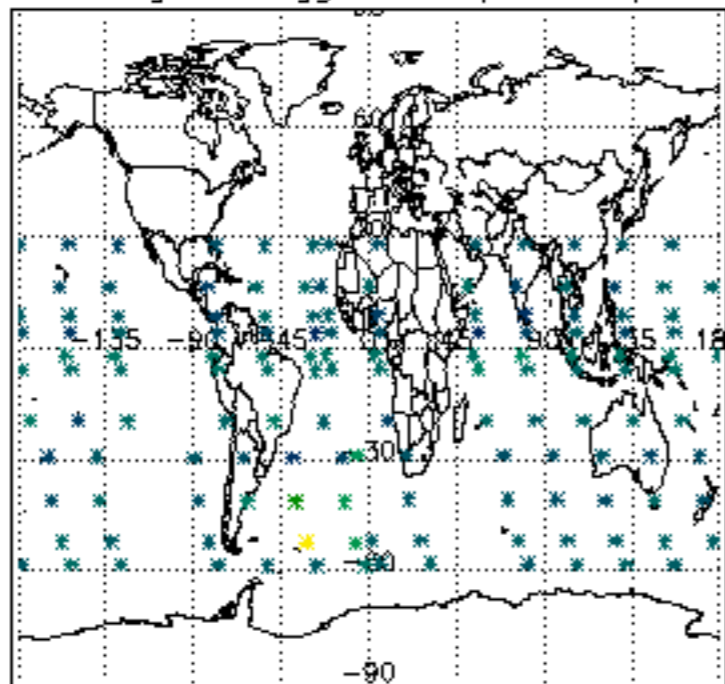
Percentage of flagged data per D3 profile



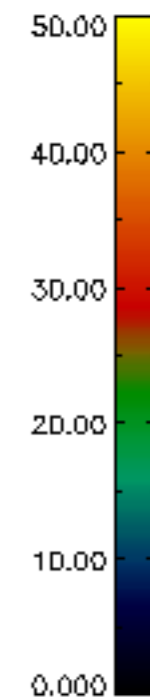
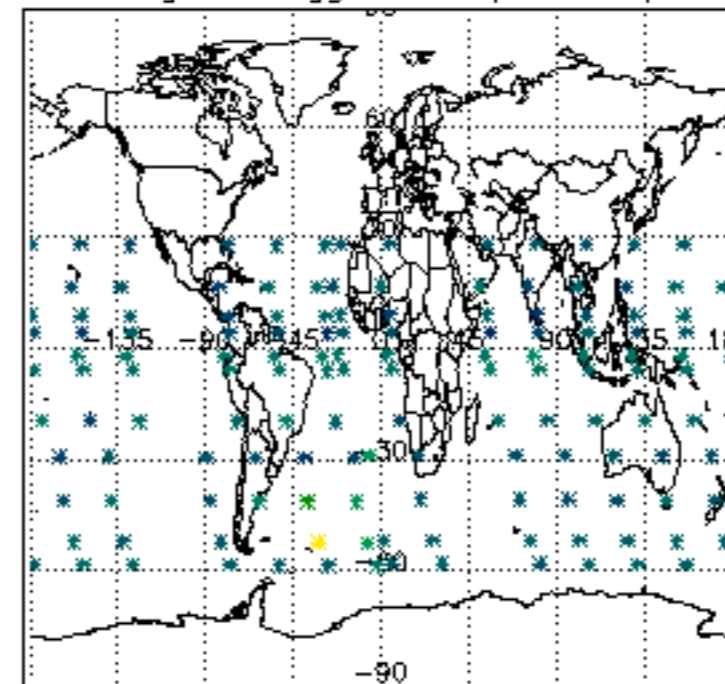
Percentage of flagged data per H2O profile

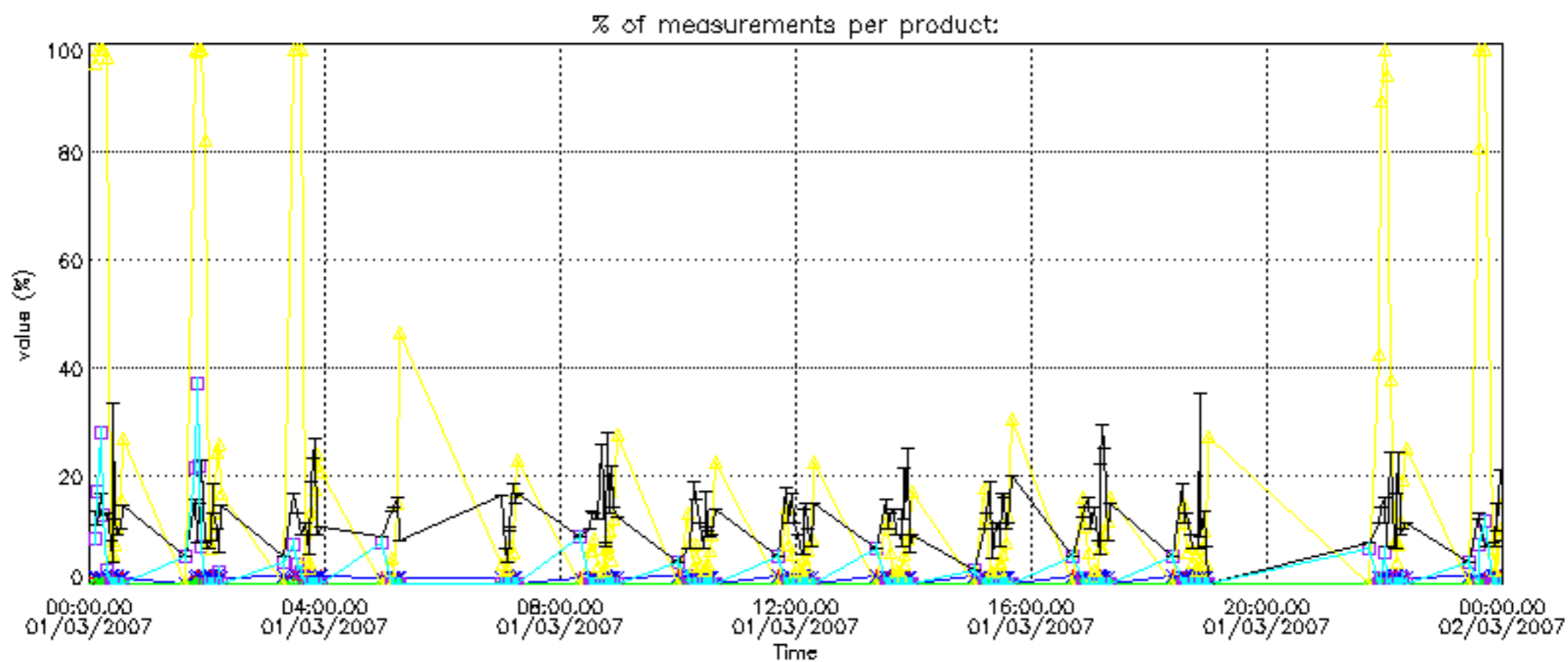


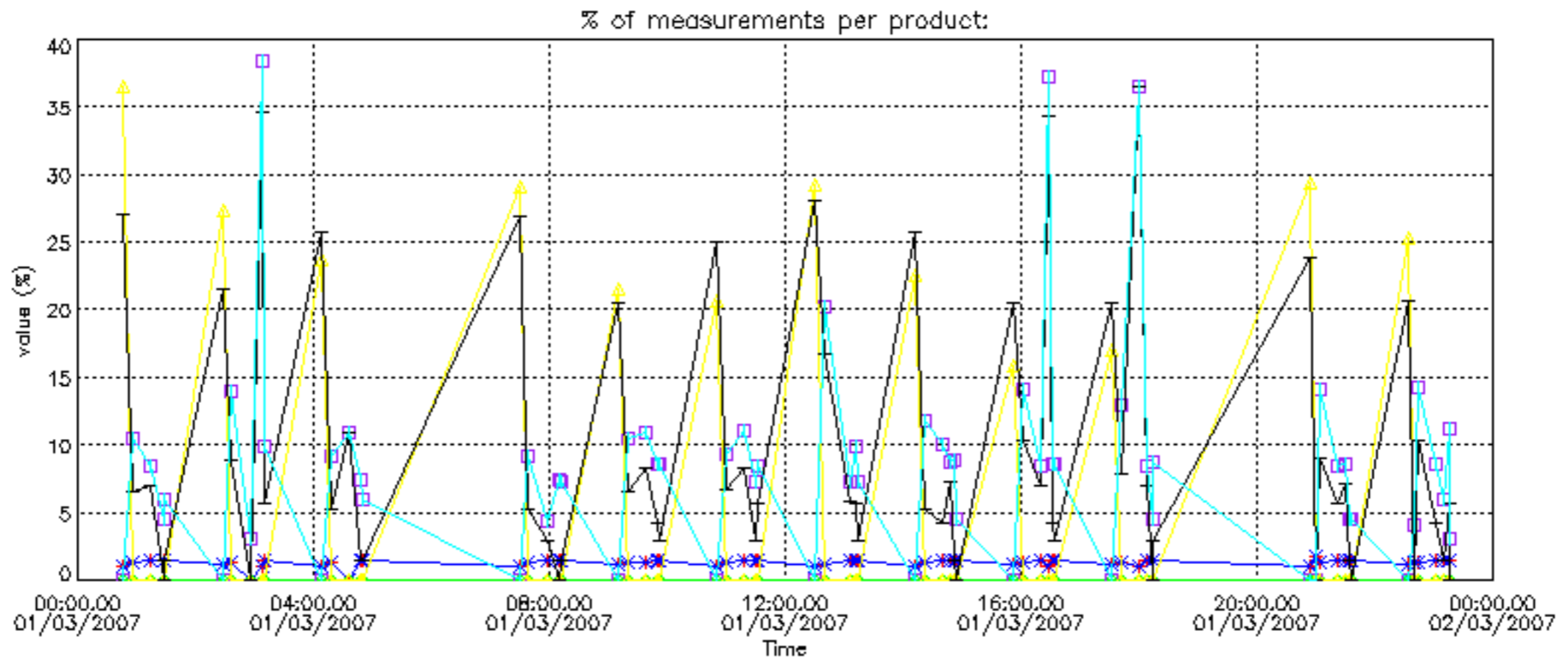
Percentage of flagged data per NO2 profile



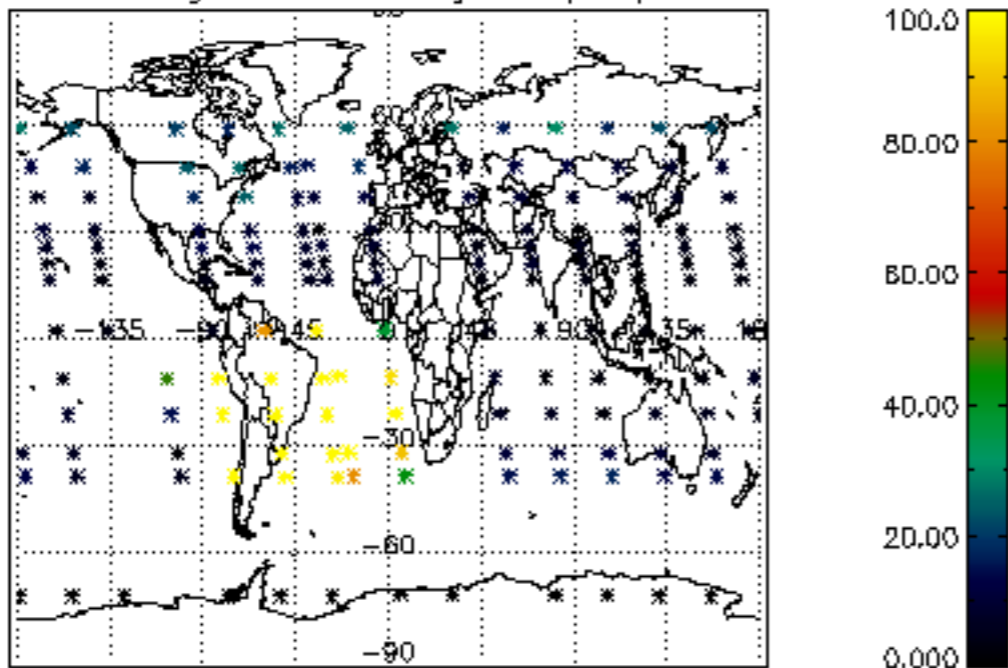
Percentage of flagged data per NO3 profile



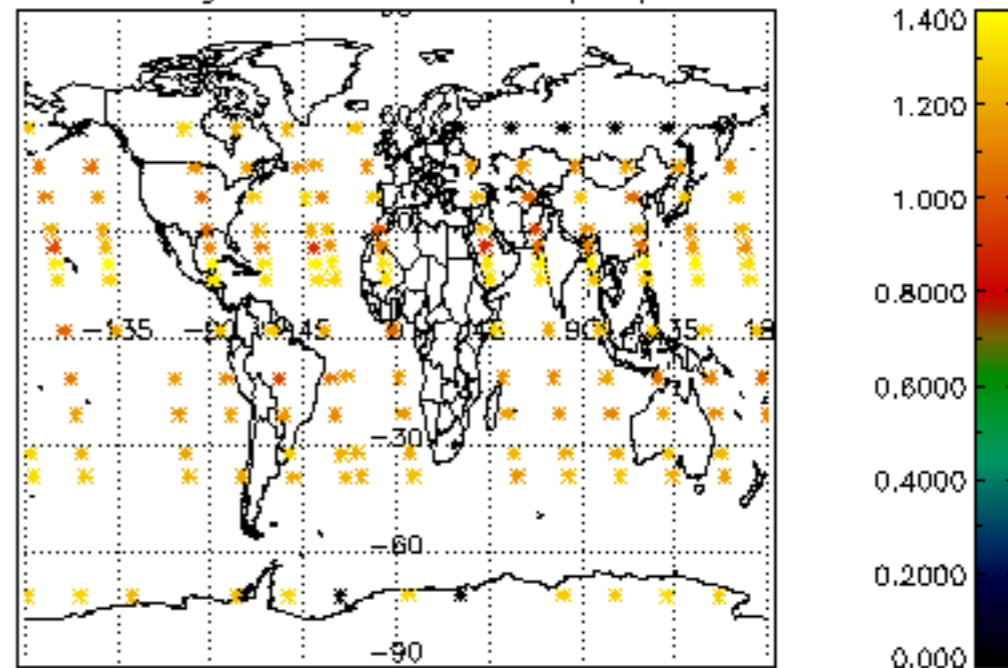




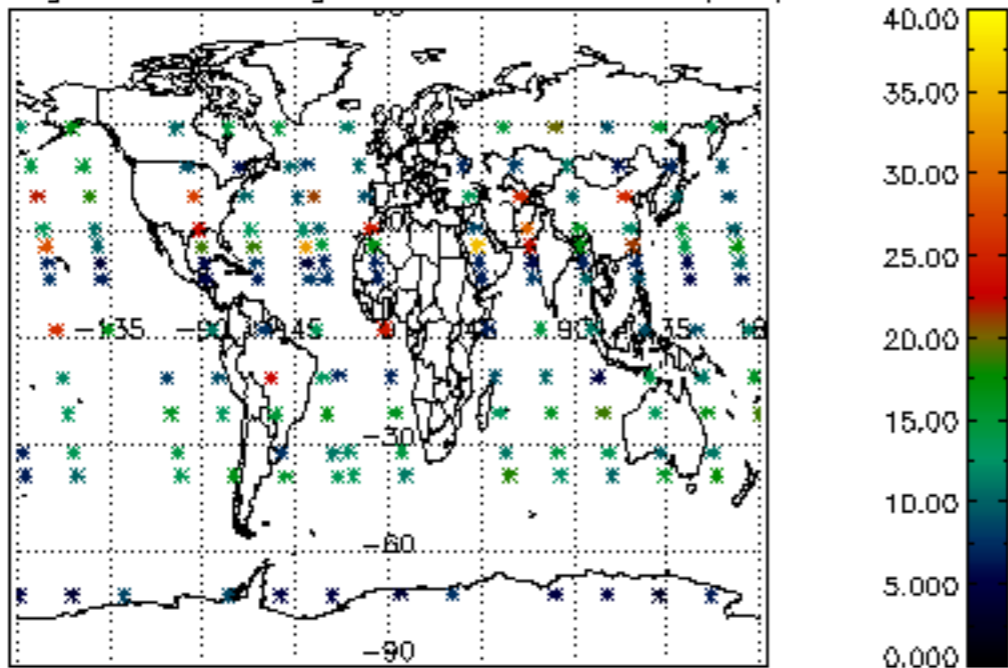
Percentage of cosmic ray hits per profile



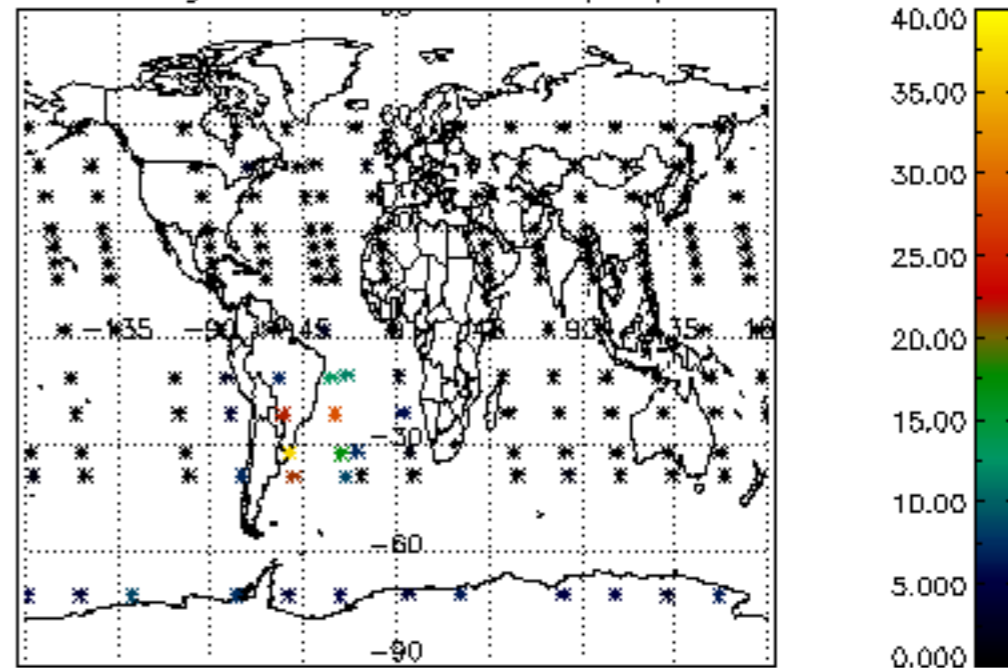
Percentage of datation errors per profile



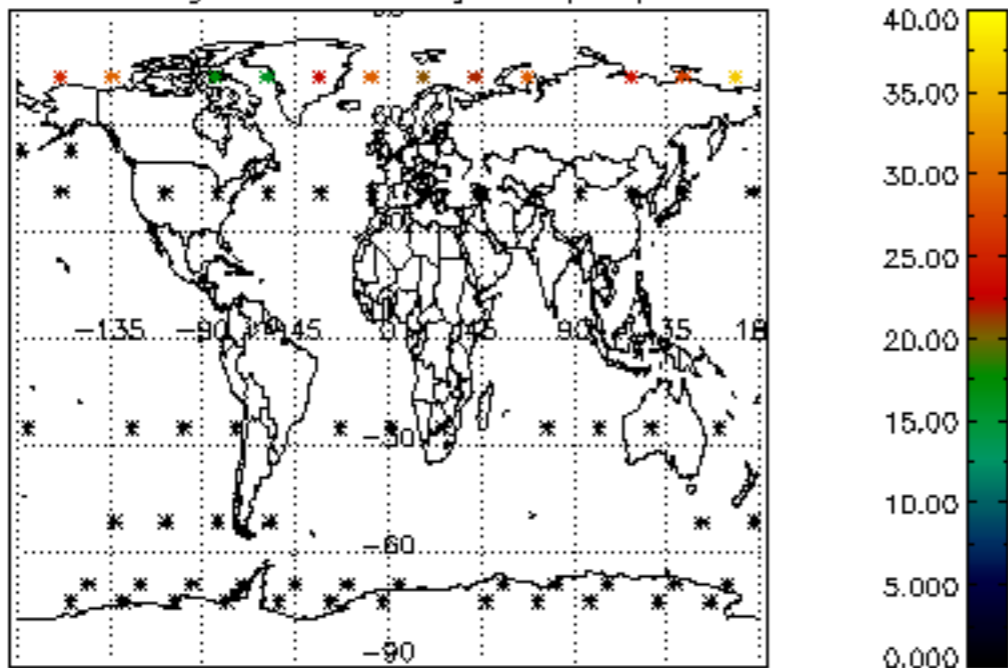
Percentage of star falling outside central band per profile



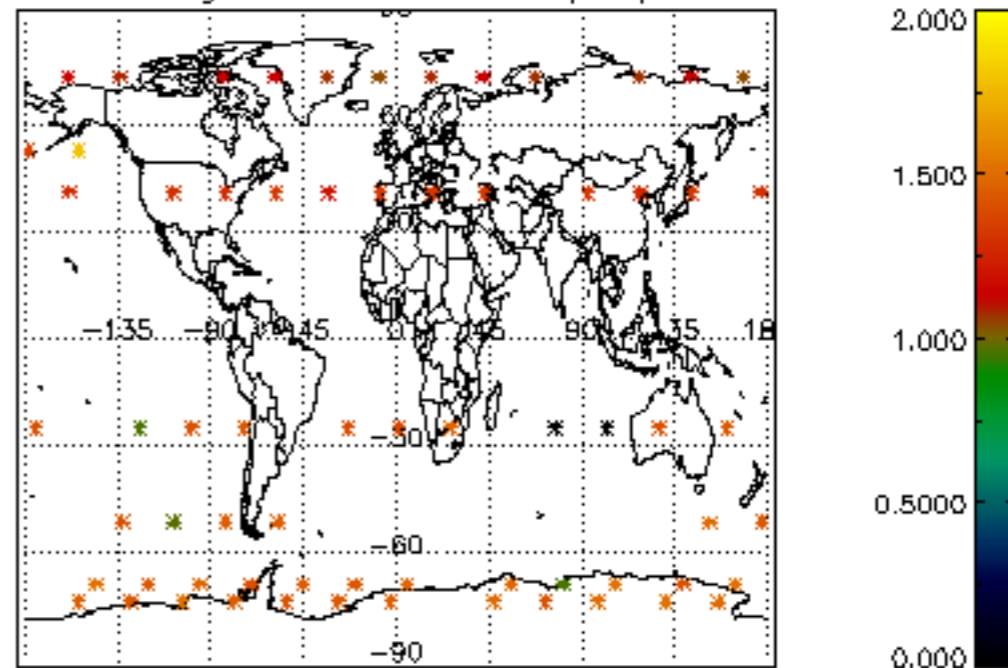
Percentage of saturation errors per profile



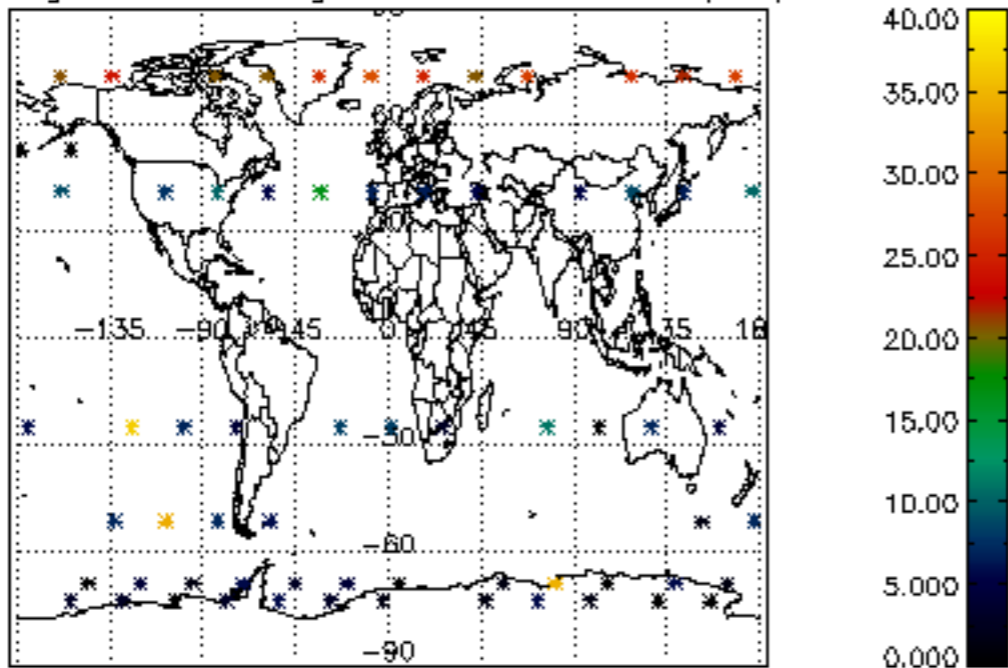
Percentage of cosmic ray hits per profile



Percentage of datation errors per profile



Percentage of star falling outside central band per profile



Percentage of saturation errors per profile

