

GOMOS Level 2 Daily Report

SUMMARY

[1. General Info](#)

[2. Summary of processed GOM_NL_2P products](#)

[3. Level 2 Quality information per product](#)

[3.1 Plot of level 2 quality information per product \(time dependant\)](#)

[3.2 Plot of level 2 quality information per product \(world map\)](#)

[4. Level 1 Quality information per product \(stored on level 2 products\)](#)

[4.1 Plot of level 1 quality information per product \(time dependant\)](#)

[4.1.1 Plot of level 1 quality information per product \(time dependant\): ASCENDING](#)

[4.1.2 Plot of level 1 quality information per product \(time dependant\): DESCENDING](#)

[4.2 Plot of level 1 quality information per product \(world map\)](#)

[4.2.1 Plot of level 1 quality information per product \(world map\): ASCENDING](#)

[4.2.2 Plot of level 1 quality information per product \(world map\): DESCENDING](#)

[5. Ozone profiles based on quality statistics and other trace gas profiles](#)

[5.1 Ozone statistics based on quality of products](#)

[5.2 Plot ozone profiles for all STD \(dark without errors\)](#)

[5.3 Plot ozone profiles where STD < 20% \(dark without errors\)](#)

[5.4. Plot ozone profiles where STD < 10% \(dark without errors\)](#)

[5.5. Plot ozone profiles where STD < 5% \(dark without errors\)](#)

[5.6 Plot NO2 profiles for all STD \(dark without errors\)](#)

[5.7 Plot NO3 profiles for all STD \(dark without errors\)](#)

[5.8 Plot H2O profiles \(only for occultations of stars 1,2,3,4,13,14,16,26,63 dark without errors\) for all STD](#)

[6. Auxiliary Data Files used for the production reported in section 2](#)

This report presents the daily analysis on parameters extracted from GOMOS level 2 data (GOM_NL__2P). It is intended to monitor some important parameters that will impact the quality of these products. A list of level 2 products (and content) that have arrived during the reporting day to the PCF is also given.

Item	Value
Time of report generation	22APR2013 16:29:30
Data source version	GOMOS/6.01
Start time of products	28-02-2007 (28FEB2007 00:00:00)
Stop time of products	01-03-2007 (01MAR2007 00:00:00)
Store outputs in DB	Yes
Nb of level 2 prods	221
Nb of prods with errors	0

2. Summary of processed GOM_NL__2P products.

Nr	Filename	UTC Start time	Limb	Duration	Star Id	Star Name	Star Mag	Star Temp	Nb Meas	Orbit	Prod. error
1	GOM_NL__2PRFIN20070228_000546_000000362056_00016_26122_5027.N1	28-FEB-2007 00:05:46	Bright	35.500	49	1Alp UMi	1.9900	6300.0	71	26122	No
2	GOM_NL__2PRFIN20070228_001819_000000352056_00016_26122_5028.N1	28-FEB-2007 00:18:19	Bright	34.500	19	50Alp Cyg	1.2460	10500.	69	26122	No
3	GOM_NL__2PRFIN20070228_001953_000000342056_00016_26122_5029.N1	28-FEB-2007 00:19:53	Bright	33.500	66	37Gam Cyg	2.2080	5900.0	67	26122	No
4	GOM_NL__2PRFIN20070228_002824_000000382056_00016_26122_5030.N1	28-FEB-2007 00:28:24	Bright	38.000	168	17Zet Aql	2.9860	11000.	76	26122	No
5	GOM_NL__2PRFIN20070228_003809_000000422056_00016_26122_5031.N1	28-FEB-2007 00:38:09	Dark	41.500	155	41Pi Sgr	2.9000	6600.0	83	26122	No
6	GOM_NL__2PRFIN20070228_003957_000000412056_00016_26122_5032.N1	28-FEB-2007 00:39:57	Dark	41.000	57	34Sig Sgr	2.0660	26000.	82	26122	No
7	GOM_NL__2PRFIN20070228_004301_000000442056_00016_26122_5033.N1	28-FEB-2007 00:43:01	Dark	43.500	38	20Eps Sgr	1.8360	11000.	87	26122	No
8	GOM_NL__2PRFIN20070228_004547_000000432056_00016_26122_5034.N1	28-FEB-2007 00:45:47	Dark	42.500	25	35Lam Sco	1.6200	28000.	85	26122	No
9	GOM_NL__2PRFIN20070228_004821_000000402056_00016_26122_5035.N1	28-FEB-2007 00:48:21	Dark	39.500	147	Alp Ara	2.8770	26000.	79	26122	No
10	GOM_NL__2PRFIN20070228_004937_000000402056_00017_26123_5078.N1	28-FEB-2007 00:49:37	Dark	40.000	141	Bet Ara	2.8400	4600.0	80	26123	No
11	GOM_NL__2PRFIN20070228_005336_000000392056_00017_26123_5079.N1	28-FEB-2007 00:53:36	Dark	38.500	134	Bet TrA	2.8100	6600.0	77	26123	No
12	GOM_NL__2PRFIN20070228_005609_000000452056_00017_26123_5080.N1	28-FEB-2007 00:56:09	Dark	45.000	4	Alp1Cen	-0.010000	5800.0	90	26123	No
13	GOM_NL__2PRFIN20070228_005729_000000412056_00017_26123_5081.N1	28-FEB-2007 00:57:29	Dark	41.000	10	Bet Cen	0.61000	28000.	82	26123	No
14	GOM_NL__2PRFIN20070228_005852_000000372056_00017_26123_5082.N1	28-FEB-2007 00:58:52	Dark	37.000	112	Alp Mus	2.6880	26000.	74	26123	No
15	GOM_NL__2PRFIN20070228_010007_000000452056_00017_26123_5083.N1	28-FEB-2007 01:00:07	Dark	44.500	12	Alp1Cru	0.77500	30000.	89	26123	No
16	GOM_NL__2PRFIN20070228_010229_000000452056_00017_26123_5084.N1	28-FEB-2007 01:02:29	Dark	45.000	64	Gam Cen	2.2000	10600.	90	26123	No
17	GOM_NL__2PRFIN20070228_010541_000000422056_00017_26123_5085.N1	28-FEB-2007 01:05:41	Straylight	41.500	113	Mu Vel	2.6920	5000.0	83	26123	No
18	GOM_NL__2PRFIN20070228_011820_000000442056_00017_26123_5086.N1	28-FEB-2007 01:18:20	Tw_i_and_stray	43.500	48	30Alp Hya	1.9770	4100.0	87	26123	No
19	GOM_NL__2PRFIN20070228_012756_000000392056_00017_26123_5087.N1	28-FEB-2007 01:27:56	Bright	39.000	166	17Eps Leo	2.9800	6000.0	78	26123	No
20	GOM_NL__2PRFIN20070228_014622_000000342056_00017_26123_5088.N1	28-FEB-2007 01:46:22	Bright	34.000	49	1Alp UMi	1.9900	6300.0	68	26123	No
21	GOM_NL__2PRFIN20070228_015855_000000342056_00017_26123_5089.N1	28-FEB-2007 01:58:55	Bright	33.500	19	50Alp Cyg	1.2460	10500.	67	26123	No
22	GOM_NL__2PRFIN20070228_020029_000000352056_00017_26123_5090.N1	28-FEB-2007 02:00:29	Bright	34.500	66	37Gam Cyg	2.2080	5900.0	69	26123	No
23	GOM_NL__2PRFIN20070228_020900_000000382056_00017_26123_5091.N1	28-FEB-2007 02:09:00	Bright	38.000	168	17Zet Aql	2.9860	11000.	76	26123	No
24	GOM_NL__2PRFIN20070228_021845_000000412056_00017_26123_5092.N1	28-FEB-2007 02:18:45	Dark	40.500	155	41Pi Sgr	2.9000	6600.0	81	26123	No
25	GOM_NL__2PRFIN20070228_022033_000000412056_00017_26123_5093.N1	28-FEB-2007 02:20:33	Dark	40.500	57	34Sig Sgr	2.0660	26000.	81	26123	No
26	GOM_NL__2PRFIN20070228_022337_000000412056_00017_26123_5094.N1	28-FEB-2007 02:23:37	Dark	40.500	38	20Eps Sgr	1.8360	11000.	81	26123	No
27	GOM_NL__2PRFIN20070228_022623_000000442056_00017_26123_5095.N1	28-FEB-2007 02:26:23	Dark	43.500	25	35Lam Sco	1.6200	28000.	87	26123	No
28	GOM_NL__2PRFIN20070228_022858_000000402056_00017_26123_5096.N1	28-FEB-2007 02:28:58	Dark	39.500	147	Alp Ara	2.8770	26000.	79	26123	No
29	GOM_NL__2PRFIN20070228_023014_000000392056_00018_26124_5079.N1	28-FEB-2007 02:30:14	Dark	39.000	141	Bet Ara	2.8400	4600.0	78	26124	No
30	GOM_NL__2PRFIN20070228_023412_000000392056_00018_26124_5080.N1	28-FEB-2007 02:34:12	Dark	39.000	134	Bet TrA	2.8100	6600.0	78	26124	No
31	GOM_NL__2PRFIN20070228_023646_000000572056_00018_26124_5081.N1	28-FEB-2007 02:36:46	Dark	57.000	4	Alp1Cen	-0.010000	5800.0	114	26124	No
32	GOM_NL__2PRFIN20070228_023806_000000412056_00018_26124_5082.N1	28-FEB-2007 02:38:06	Dark	40.500	10	Bet Cen	0.61000	28000.	81	26124	No
33	GOM_NL__2PRFIN20070228_023928_000000382056_00018_26124_5083.N1	28-FEB-2007 02:39:28	Dark	37.500	112	Alp Mus	2.6880	26000.	75	26124	No
34	GOM_NL__2PRFIN20070228_024044_000000502056_00018_26124_5084.N1	28-FEB-2007 02:40:44	Dark	50.000	12	Alp1Cru	0.77500	30000.	100	26124	No
35	GOM_NL__2PRFIN20070228_024306_000000432056_00018_26124_5085.N1	28-FEB-2007 02:43:06	Dark	42.500	64	Gam Cen	2.2000	10600.	85	26124	No
36	GOM_NL__2PRFIN20070228_024617_000000422056_00018_26124_5086.N1	28-FEB-2007 02:46:17	Straylight	41.500	113	Mu Vel	2.6920	5000.0	83	26124	No
37	GOM_NL__2PRFIN20070228_025856_000000462056_00018_26124_5087.N1	28-FEB-2007 02:58:56	Tw_i_and_stray	45.500	48	30Alp Hya	1.9770	4100.0	91	26124	No
38	GOM_NL__2PRFIN20070228_030832_000000402056_00018_26124_5088.N1	28-FEB-2007 03:08:32	Bright	39.500	166	17Eps Leo	2.9800	6000.0	79	26124	No
39	GOM_NL__2PRFIN20070228_032658_000000332056_00018_26124_5089.N1	28-FEB-2007 03:26:58	Bright	32.500	49	1Alp UMi	1.9900	6300.0	65	26124	No
40	GOM_NL__2PRFIN20070228_033931_000000342056_00018_26124_5090.N1	28-FEB-2007 03:39:31	Bright	34.000	19	50Alp Cyg	1.2460	10500.	68	26124	No
41	GOM_NL__2PRFIN20070228_034105_000000352056_00018_26124_5091.N1	28-FEB-2007 03:41:05	Bright	35.000	66	37Gam Cyg	2.2080	5900.0	70	26124	No
42	GOM_NL__2PRFIN20070228_034936_000000392056_00018_26124_5092.N1	28-FEB-2007 03:49:36	Bright	38.500	168	17Zet Aql	2.9860	11000.	77	26124	No

43	GOM_NL__2PRFIN20070228_035922_000000422056_00018_26124_5093.N1	28-FEB-2007 03:59:22	Dark	42.000	155	41Pi Sgr	2.9000	6600.0	84	26124	No
44	GOM_NL__2PRFIN20070228_040110_000000422056_00018_26124_5094.N1	28-FEB-2007 04:01:10	Dark	41.500	57	34Sig Sgr	2.0660	26000.	83	26124	No
45	GOM_NL__2PRFIN20070228_040414_000000422056_00018_26124_5095.N1	28-FEB-2007 04:04:14	Dark	42.000	38	20Eps Sgr	1.8360	11000.	84	26124	No
46	GOM_NL__2PRFIN20070228_040700_000000432056_00018_26124_5096.N1	28-FEB-2007 04:07:00	Dark	43.000	25	35Lam Sco	1.6200	28000.	86	26124	No
47	GOM_NL__2PRFIN20070228_040934_000000402056_00018_26124_5097.N1	28-FEB-2007 04:09:34	Dark	39.500	147	Alp Ara	2.8770	26000.	79	26124	No
48	GOM_NL__2PRFIN20070228_041050_000000402056_00019_26125_5082.N1	28-FEB-2007 04:10:50	Dark	39.500	141	Bet Ara	2.8400	4600.0	79	26125	No
49	GOM_NL__2PRFIN20070228_041449_000000392056_00019_26125_5083.N1	28-FEB-2007 04:14:49	Dark	39.000	134	Bet TrA	2.8100	6600.0	78	26125	No
50	GOM_NL__2PRFIN20070228_041723_000000452056_00019_26125_5084.N1	28-FEB-2007 04:17:23	Dark	45.000	4	Alp1Cen	-0.010000	5800.0	90	26125	No
51	GOM_NL__2PRFIN20070228_041842_000000422056_00019_26125_5085.N1	28-FEB-2007 04:18:42	Dark	42.000	10	Bet Cen	0.61000	28000.	84	26125	No
52	GOM_NL__2PRFIN20070228_042004_000000382056_00019_26125_5086.N1	28-FEB-2007 04:20:04	Dark	37.500	112	Alp Mus	2.6880	26000.	75	26125	No
53	GOM_NL__2PRFIN20070228_042120_000000502056_00019_26125_5087.N1	28-FEB-2007 04:21:20	Dark	50.000	12	Alp1Cru	0.77500	30000.	100	26125	No
54	GOM_NL__2PRFIN20070228_042342_000000492056_00019_26125_5088.N1	28-FEB-2007 04:23:42	Dark	49.000	64	Gam Cen	2.2000	10600.	98	26125	No
55	GOM_NL__2PRFIN20070228_042653_000000402056_00019_26125_5089.N1	28-FEB-2007 04:26:53	Straylight	40.000	113	Mu Vel	2.6920	5000.0	80	26125	No
56	GOM_NL__2PRFIN20070228_043932_000000422056_00019_26125_5090.N1	28-FEB-2007 04:39:32	Tw_i_and_stray	42.000	48	30Alp Hya	1.9770	4100.0	84	26125	No
57	GOM_NL__2PRFIN20070228_044908_000000392056_00019_26125_5091.N1	28-FEB-2007 04:49:08	Bright	39.000	166	17Eps Leo	2.9800	6000.0	78	26125	No
58	GOM_NL__2PRFIN20070228_050734_000000362056_00019_26125_5092.N1	28-FEB-2007 05:07:34	Bright	35.500	49	1Alp UMi	1.9900	6300.0	71	26125	No
59	GOM_NL__2PRFIN20070228_052007_000000342056_00019_26125_5093.N1	28-FEB-2007 05:20:07	Bright	33.500	19	50Alp Cyg	1.2460	10500.	67	26125	No
60	GOM_NL__2PRFIN20070228_052141_000000352056_00019_26125_5094.N1	28-FEB-2007 05:21:41	Bright	34.500	66	37Gam Cyg	2.2080	5900.0	69	26125	No
61	GOM_NL__2PRFIN20070228_053012_000000392056_00019_26125_5095.N1	28-FEB-2007 05:30:12	Bright	38.500	168	17Zet Aql	2.9860	11000.	77	26125	No
62	GOM_NL__2PRFIN20070228_053958_000000412056_00019_26125_5096.N1	28-FEB-2007 05:39:58	Dark	40.500	155	41Pi Sgr	2.9000	6600.0	81	26125	No
63	GOM_NL__2PRFIN20070228_054146_000000432056_00019_26125_5097.N1	28-FEB-2007 05:41:46	Dark	43.000	57	34Sig Sgr	2.0660	26000.	86	26125	No
64	GOM_NL__2PRFIN20070228_054450_000000442056_00019_26125_5098.N1	28-FEB-2007 05:44:50	Dark	44.000	38	20Eps Sgr	1.8360	11000.	88	26125	No
65	GOM_NL__2PRFIN20070228_054737_000000502056_00019_26125_5099.N1	28-FEB-2007 05:47:37	Dark	49.500	25	35Lam Sco	1.6200	28000.	99	26125	No
66	GOM_NL__2PRFIN20070228_055011_000000392056_00019_26125_5100.N1	28-FEB-2007 05:50:11	Dark	38.500	147	Alp Ara	2.8770	26000.	77	26125	No
67	GOM_NL__2PRFIN20070228_073602_000000392056_00021_26127_5134.N1	28-FEB-2007 07:36:02	Dark	38.500	134	Bet TrA	2.8100	6600.0	77	26127	No
68	GOM_NL__2PRFIN20070228_073836_000000522056_00021_26127_5135.N1	28-FEB-2007 07:38:36	Dark	51.500	4	Alp1Cen	-0.010000	5800.0	103	26127	No
69	GOM_NL__2PRFIN20070228_073955_000000462056_00021_26127_5136.N1	28-FEB-2007 07:39:55	Dark	46.000	10	Bet Cen	0.61000	28000.	92	26127	No
70	GOM_NL__2PRFIN20070228_074117_000000382056_00021_26127_5137.N1	28-FEB-2007 07:41:17	Dark	37.500	112	Alp Mus	2.6880	26000.	75	26127	No
71	GOM_NL__2PRFIN20070228_074233_000000452056_00021_26127_5138.N1	28-FEB-2007 07:42:33	Dark	44.500	12	Alp1Cru	0.77500	30000.	89	26127	No
72	GOM_NL__2PRFIN20070228_074456_000000452056_00021_26127_5139.N1	28-FEB-2007 07:44:56	Dark	44.500	64	Gam Cen	2.2000	10600.	89	26127	No
73	GOM_NL__2PRFIN20070228_074806_000000412056_00021_26127_5140.N1	28-FEB-2007 07:48:06	Straylight	41.000	113	Mu Vel	2.6920	5000.0	82	26127	No
74	GOM_NL__2PRFIN20070228_080044_000000432056_00021_26127_5141.N1	28-FEB-2007 08:00:44	Tw_i_and_stray	42.500	48	30Alp Hya	1.9770	4100.0	85	26127	No
75	GOM_NL__2PRFIN20070228_081020_000000402056_00021_26127_5142.N1	28-FEB-2007 08:10:20	Bright	39.500	166	17Eps Leo	2.9800	6000.0	79	26127	No
76	GOM_NL__2PRFIN20070228_082846_000000362056_00021_26127_5143.N1	28-FEB-2007 08:28:46	Bright	35.500	49	1Alp UMi	1.9900	6300.0	71	26127	No
77	GOM_NL__2PRFIN20070228_084119_000000352056_00021_26127_5144.N1	28-FEB-2007 08:41:19	Bright	34.500	19	50Alp Cyg	1.2460	10500.	69	26127	No
78	GOM_NL__2PRFIN20070228_084253_000000352056_00021_26127_5145.N1	28-FEB-2007 08:42:53	Bright	34.500	66	37Gam Cyg	2.2080	5900.0	69	26127	No
79	GOM_NL__2PRFIN20070228_085125_000000382056_00021_26127_5146.N1	28-FEB-2007 08:51:25	Bright	38.000	168	17Zet Aql	2.9860	11000.	76	26127	No
80	GOM_NL__2PRFIN20070228_090111_000000412056_00021_26127_5147.N1	28-FEB-2007 09:01:11	Dark	41.000	155	41Pi Sgr	2.9000	6600.0	82	26127	No
81	GOM_NL__2PRFIN20070228_090259_000000412056_00021_26127_5148.N1	28-FEB-2007 09:02:59	Dark	41.000	57	34Sig Sgr	2.0660	26000.	82	26127	No
82	GOM_NL__2PRFIN20070228_090604_000000452056_00021_26127_5149.N1	28-FEB-2007 09:06:04	Dark	44.500	38	20Eps Sgr	1.8360	11000.	89	26127	No
83	GOM_NL__2PRFIN20070228_090851_000000462056_00021_26127_5150.N1	28-FEB-2007 09:08:51	Dark	45.500	25	35Lam Sco	1.6200	28000.	91	26127	No
84	GOM_NL__2PRFIN20070228_091638_000000382056_00022_26128_5156.N1	28-FEB-2007 09:16:38	Dark	37.500	134	Bet TrA	2.8100	6600.0	75	26128	No
85	GOM_NL__2PRFIN20070228_091912_000000522056_00022_26128_5157.N1	28-FEB-2007 09:19:12	Dark	51.500	4	Alp1Cen	-0.010000	5800.0	103	26128	No
86	GOM_NL__2PRFIN20070228_092032_000000412056_00022_26128_5158.N1	28-FEB-2007 09:20:32	Dark	40.500	10	Bet Cen	0.61000	28000.	81	26128	No
87	GOM_NL__2PRFIN20070228_092154_000000372056_00022_26128_5159.N1	28-FEB-2007 09:21:54	Dark	36.500	112	Alp Mus	2.6880	26000.	73	26128	No
88	GOM_NL__2PRFIN20070228_092309_000000472056_00022_26128_5160.N1	28-FEB-2007 09:23:09	Dark	46.500	12	Alp1Cru	0.77500	30000.	93	26128	No
89	GOM_NL__2PRFIN20070228_092532_000000462056_00022_26128_5161.N1	28-FEB-2007 09:25:32	Dark	45.500	64	Gam Cen	2.2000	10600.	91	26128	No
90	GOM_NL__2PRFIN20070228_092842_000000412056_00022_26128_5162.N1	28-FEB-2007 09:28:42	Straylight	40.500	113	Mu Vel	2.6920	5000.0	81	26128	No
91	GOM_NL__2PRFIN20070228_094120_000000462056_00022_26128_5163.N1	28-FEB-2007 09:41:20	Tw_i_and_stray	45.500	48	30Alp Hya	1.9770	4100.0	91	26128	No
92	GOM_NL__2PRFIN20070228_095055_000000392056_00022_26128_5164.N1	28-FEB-2007 09:50:55	Bright	39.000	166	17Eps Leo	2.9800	6000.0	78	26128	No
93	GOM_NL__2PRFIN20070228_100922_000000372056_00022_26128_5165.N1	28-FEB-2007 10:09:22	Bright	36.500	49	1Alp UMi	1.9900	6300.0	73	26128	No
94	GOM_NL__2PRFIN20070228_102155_000000342056_00022_26128_5166.N1	28-FEB-2007 10:21:55	Bright	33.500	19	50Alp Cyg	1.2460	10500.	67	26128	No
95	GOM_NL__2PRFIN20070228_102329_000000342056_00022_26128_5167.N1	28-FEB-2007 10:23:29	Bright	33.500	66	37Gam Cyg	2.2080	5900.0	67	26128	No
96	GOM_NL__2PRFIN20070228_103201_000000392056_00022_26128_5168.N1	28-FEB-2007 10:32:01	Bright	39.000	168	17Zet Aql	2.9860	11000.	78	26128	No
97	GOM_NL__2PRFIN20070228_104147_000000402056_00022_26128_5169.N1	28-FEB-2007 10:41:47	Dark	39.500	155	41Pi Sgr	2.9000	6600.0	79	26128	No
98	GOM_NL__2PRFIN20070228_104335_000000432056_00022_26128_5170.N1	28-FEB-2007 10:43:35	Dark	42.500	57	34Sig Sgr	2.0660	26000.	85	26128	No
99	GOM_NL__2PRFIN20070228_104640_000000432056_00022_26128_5171.N1	28-FEB-2007 10:46:40	Dark	43.000	38	20Eps Sgr	1.8360	11000.	86	26128	No
100	GOM_NL__2PRFIN20070228_104927_000000512056_00022_26128_5172.N1	28-FEB-2007 10:49:27	Dark	50.500	25	35Lam Sco	1.6200	28000.	101	26128	No
101	GOM_NL__2PRFIN20070228_105316_000000402056_00023_26129_5180.N1	28-FEB-2007 10:53:16	Dark	39.500	141	Bet Ara	2.8400	4600.0	79	26129	No

102	GOM_NL__2PRFIN20070228_105715_000000392056_00023_26129_5181.N1	28-FEB-2007 10:57:15	Dark	38.500	134	Bet TrA	2.8100	6600.0	77	26129	No
103	GOM_NL__2PRFIN20070228_105949_000000432056_00023_26129_5182.N1	28-FEB-2007 10:59:49	Dark	43.000	4	Alp1Cen	-0.010000	5800.0	86	26129	No
104	GOM_NL__2PRFIN20070228_110108_000000412056_00023_26129_5183.N1	28-FEB-2007 11:01:08	Dark	41.000	10	Bet Cen	0.61000	28000.	82	26129	No
105	GOM_NL__2PRFIN20070228_110230_000000382056_00023_26129_5184.N1	28-FEB-2007 11:02:30	Dark	37.500	112	Alp Mus	2.6880	26000.	75	26129	No
106	GOM_NL__2PRFIN20070228_110345_000000452056_00023_26129_5185.N1	28-FEB-2007 11:03:45	Dark	44.500	12	Alp1Cru	0.77500	30000.	89	26129	No
107	GOM_NL__2PRFIN20070228_110609_000000462056_00023_26129_5186.N1	28-FEB-2007 11:06:09	Dark	45.500	64	Gam Cen	2.2000	10600.	91	26129	No
108	GOM_NL__2PRFIN20070228_110918_000000432056_00023_26129_5187.N1	28-FEB-2007 11:09:18	Straylight	43.000	113	Mu Vel	2.6920	5000.0	86	26129	No
109	GOM_NL__2PRFIN20070228_112156_000000462056_00023_26129_5188.N1	28-FEB-2007 11:21:56	Twilight_stray	45.500	48	30Alp Hya	1.9770	4100.0	91	26129	No
110	GOM_NL__2PRFIN20070228_113131_000000392056_00023_26129_5189.N1	28-FEB-2007 11:31:31	Bright	38.500	166	17Eps Leo	2.9800	6000.0	77	26129	No
111	GOM_NL__2PRFIN20070228_114958_000000362056_00023_26129_5190.N1	28-FEB-2007 11:49:58	Bright	36.000	49	1Alp UMi	1.9900	6300.0	72	26129	No
112	GOM_NL__2PRFIN20070228_120231_000000362056_00023_26129_5191.N1	28-FEB-2007 12:02:31	Bright	36.000	19	50Alp Cyg	1.2460	10500.	72	26129	No
113	GOM_NL__2PRFIN20070228_120405_000000372056_00023_26129_5192.N1	28-FEB-2007 12:04:05	Bright	36.500	66	37Gam Cyg	2.2080	5900.0	73	26129	No
114	GOM_NL__2PRFIN20070228_121237_000000382056_00023_26129_5193.N1	28-FEB-2007 12:12:37	Bright	38.000	168	17Zet Aql	2.9860	11000.	76	26129	No
115	GOM_NL__2PRFIN20070228_122223_000000422056_00023_26129_5194.N1	28-FEB-2007 12:22:23	Dark	42.000	155	41Pi Sgr	2.9000	6600.0	84	26129	No
116	GOM_NL__2PRFIN20070228_122412_000000422056_00023_26129_5195.N1	28-FEB-2007 12:24:12	Dark	42.000	57	34Sig Sgr	2.0660	26000.	84	26129	No
117	GOM_NL__2PRFIN20070228_122716_000000442056_00023_26129_5196.N1	28-FEB-2007 12:27:16	Dark	43.500	38	20Eps Sgr	1.8360	11000.	87	26129	No
118	GOM_NL__2PRFIN20070228_123004_000000462056_00023_26129_5197.N1	28-FEB-2007 12:30:04	Dark	45.500	25	35Lam Sco	1.6200	28000.	91	26129	No
119	GOM_NL__2PRFIN20070228_123352_000000402056_00024_26130_5303.N1	28-FEB-2007 12:33:52	Dark	40.000	141	Bet Ara	2.8400	4600.0	80	26130	No
120	GOM_NL__2PRFIN20070228_123751_000000392056_00024_26130_5304.N1	28-FEB-2007 12:37:51	Dark	39.000	134	Bet TrA	2.8100	6600.0	78	26130	No
121	GOM_NL__2PRFIN20070228_124025_000000432056_00024_26130_5305.N1	28-FEB-2007 12:40:25	Dark	43.000	4	Alp1Cen	-0.010000	5800.0	86	26130	No
122	GOM_NL__2PRFIN20070228_124145_000000412056_00024_26130_5306.N1	28-FEB-2007 12:41:45	Dark	40.500	10	Bet Cen	0.61000	28000.	81	26130	No
123	GOM_NL__2PRFIN20070228_124306_000000372056_00024_26130_5307.N1	28-FEB-2007 12:43:06	Dark	36.500	112	Alp Mus	2.6880	26000.	73	26130	No
124	GOM_NL__2PRFIN20070228_124422_000000442056_00024_26130_5308.N1	28-FEB-2007 12:44:22	Dark	43.500	12	Alp1Cru	0.77500	30000.	87	26130	No
125	GOM_NL__2PRFIN20070228_124645_000000442056_00024_26130_5309.N1	28-FEB-2007 12:46:45	Dark	44.000	64	Gam Cen	2.2000	10600.	88	26130	No
126	GOM_NL__2PRFIN20070228_124954_000000442056_00024_26130_5310.N1	28-FEB-2007 12:49:54	Straylight	43.500	113	Mu Vel	2.6920	5000.0	87	26130	No
127	GOM_NL__2PRFIN20070228_130232_000000482056_00024_26130_5311.N1	28-FEB-2007 13:02:32	Twilight_stray	47.500	48	30Alp Hya	1.9770	4100.0	95	26130	No
128	GOM_NL__2PRFIN20070228_131207_000000402056_00024_26130_5312.N1	28-FEB-2007 13:12:07	Bright	39.500	166	17Eps Leo	2.9800	6000.0	79	26130	No
129	GOM_NL__2PRFIN20070228_133034_000000342056_00024_26130_5313.N1	28-FEB-2007 13:30:34	Bright	33.500	49	1Alp UMi	1.9900	6300.0	67	26130	No
130	GOM_NL__2PRFIN20070228_134307_000000352056_00024_26130_5314.N1	28-FEB-2007 13:43:07	Bright	35.000	19	50Alp Cyg	1.2460	10500.	70	26130	No
131	GOM_NL__2PRFIN20070228_134441_000000352056_00024_26130_5315.N1	28-FEB-2007 13:44:41	Bright	34.500	66	37Gam Cyg	2.2080	5900.0	69	26130	No
132	GOM_NL__2PRFIN20070228_135313_000000442056_00024_26130_5316.N1	28-FEB-2007 13:53:13	Bright	43.500	168	17Zet Aql	2.9860	11000.	87	26130	No
133	GOM_NL__2PRFIN20070228_140300_000000432056_00024_26130_5317.N1	28-FEB-2007 14:03:00	Dark	42.500	155	41Pi Sgr	2.9000	6600.0	85	26130	No
134	GOM_NL__2PRFIN20070228_140448_000000412056_00024_26130_5318.N1	28-FEB-2007 14:04:48	Dark	40.500	57	34Sig Sgr	2.0660	26000.	81	26130	No
135	GOM_NL__2PRFIN20070228_140753_000000422056_00024_26130_5319.N1	28-FEB-2007 14:07:53	Dark	42.000	38	20Eps Sgr	1.8360	11000.	84	26130	No
136	GOM_NL__2PRFIN20070228_141429_000000412056_00025_26131_5324.N1	28-FEB-2007 14:14:29	Dark	41.000	141	Bet Ara	2.8400	4600.0	82	26131	No
137	GOM_NL__2PRFIN20070228_141828_000000402056_00025_26131_5325.N1	28-FEB-2007 14:18:28	Dark	39.500	134	Bet TrA	2.8100	6600.0	79	26131	No
138	GOM_NL__2PRFIN20070228_142102_000000522056_00025_26131_5326.N1	28-FEB-2007 14:21:02	Dark	51.500	4	Alp1Cen	-0.010000	5800.0	103	26131	No
139	GOM_NL__2PRFIN20070228_142221_000000452056_00025_26131_5327.N1	28-FEB-2007 14:22:21	Dark	45.000	10	Bet Cen	0.61000	28000.	90	26131	No
140	GOM_NL__2PRFIN20070228_142342_000000372056_00025_26131_5328.N1	28-FEB-2007 14:23:42	Dark	37.000	112	Alp Mus	2.6880	26000.	74	26131	No
141	GOM_NL__2PRFIN20070228_142458_000000502056_00025_26131_5329.N1	28-FEB-2007 14:24:58	Dark	49.500	12	Alp1Cru	0.77500	30000.	99	26131	No
142	GOM_NL__2PRFIN20070228_142722_000000422056_00025_26131_5330.N1	28-FEB-2007 14:27:22	Dark	42.000	64	Gam Cen	2.2000	10600.	84	26131	No
143	GOM_NL__2PRFIN20070228_143031_000000392056_00025_26131_5331.N1	28-FEB-2007 14:30:31	Straylight	38.500	113	Mu Vel	2.6920	5000.0	77	26131	No
144	GOM_NL__2PRFIN20070228_144308_000000452056_00025_26131_5332.N1	28-FEB-2007 14:43:08	Twilight_stray	45.000	48	30Alp Hya	1.9770	4100.0	90	26131	No
145	GOM_NL__2PRFIN20070228_145242_000000392056_00025_26131_5333.N1	28-FEB-2007 14:52:42	Bright	38.500	166	17Eps Leo	2.9800	6000.0	77	26131	No
146	GOM_NL__2PRFIN20070228_151109_000000372056_00025_26131_5334.N1	28-FEB-2007 15:11:09	Bright	36.500	49	1Alp UMi	1.9900	6300.0	73	26131	No
147	GOM_NL__2PRFIN20070228_152343_000000362056_00025_26131_5335.N1	28-FEB-2007 15:23:43	Bright	35.500	19	50Alp Cyg	1.2460	10500.	71	26131	No
148	GOM_NL__2PRFIN20070228_152517_000000332056_00025_26131_5336.N1	28-FEB-2007 15:25:17	Bright	33.000	66	37Gam Cyg	2.2080	5900.0	66	26131	No
149	GOM_NL__2PRFIN20070228_153350_000000392056_00025_26131_5337.N1	28-FEB-2007 15:33:50	Bright	38.500	168	17Zet Aql	2.9860	11000.	77	26131	No
150	GOM_NL__2PRFIN20070228_154336_000000412056_00025_26131_5338.N1	28-FEB-2007 15:43:36	Dark	40.500	155	41Pi Sgr	2.9000	6600.0	81	26131	No
151	GOM_NL__2PRFIN20070228_154524_000000412056_00025_26131_5339.N1	28-FEB-2007 15:45:24	Dark	40.500	57	34Sig Sgr	2.0660	26000.	81	26131	No
152	GOM_NL__2PRFIN20070228_154830_000000442056_00025_26131_5340.N1	28-FEB-2007 15:48:30	Dark	44.000	38	20Eps Sgr	1.8360	11000.	88	26131	No
153	GOM_NL__2PRFIN20070228_155118_000000432056_00025_26131_5341.N1	28-FEB-2007 15:51:18	Dark	42.500	25	35Lam Sco	1.6200	28000.	85	26131	No
154	GOM_NL__2PRFIN20070228_155505_000000392056_00026_26132_5897.N1	28-FEB-2007 15:55:05	Dark	38.500	141	Bet Ara	2.8400	4600.0	77	26132	No
155	GOM_NL__2PRFIN20070228_155904_000000402056_00026_26132_5898.N1	28-FEB-2007 15:59:04	Dark	39.500	134	Bet TrA	2.8100	6600.0	79	26132	No
156	GOM_NL__2PRFIN20070228_160023_000000372056_00026_26132_5899.N1	28-FEB-2007 16:00:23	Dark	37.000	145	Gam TrA	2.8720	10600.	74	26132	No
157	GOM_NL__2PRFIN20070228_160138_000000452056_00026_26132_5900.N1	28-FEB-2007 16:01:38	Dark	44.500	4	Alp1Cen	-0.010000	5800.0	89	26132	No
158	GOM_NL__2PRFIN20070228_160258_000000452056_00026_26132_5901.N1	28-FEB-2007 16:02:58	Dark	44.500	10	Bet Cen	0.61000	28000.	89	26132	No
159	GOM_NL__2PRFIN20070228_160534_000000402056_00026_26132_5902.N1	28-FEB-2007 16:05:34	Dark	39.500	12	Alp1Cru	0.77500	30000.	79	26132	No
160	GOM_NL__2PRFIN20070228_160758_000000442056_00026_26132_5903.N1	28-FEB-2007 16:07:58	Dark	43.500	64	Gam Cen	2.2000	10600.	87	26132	No

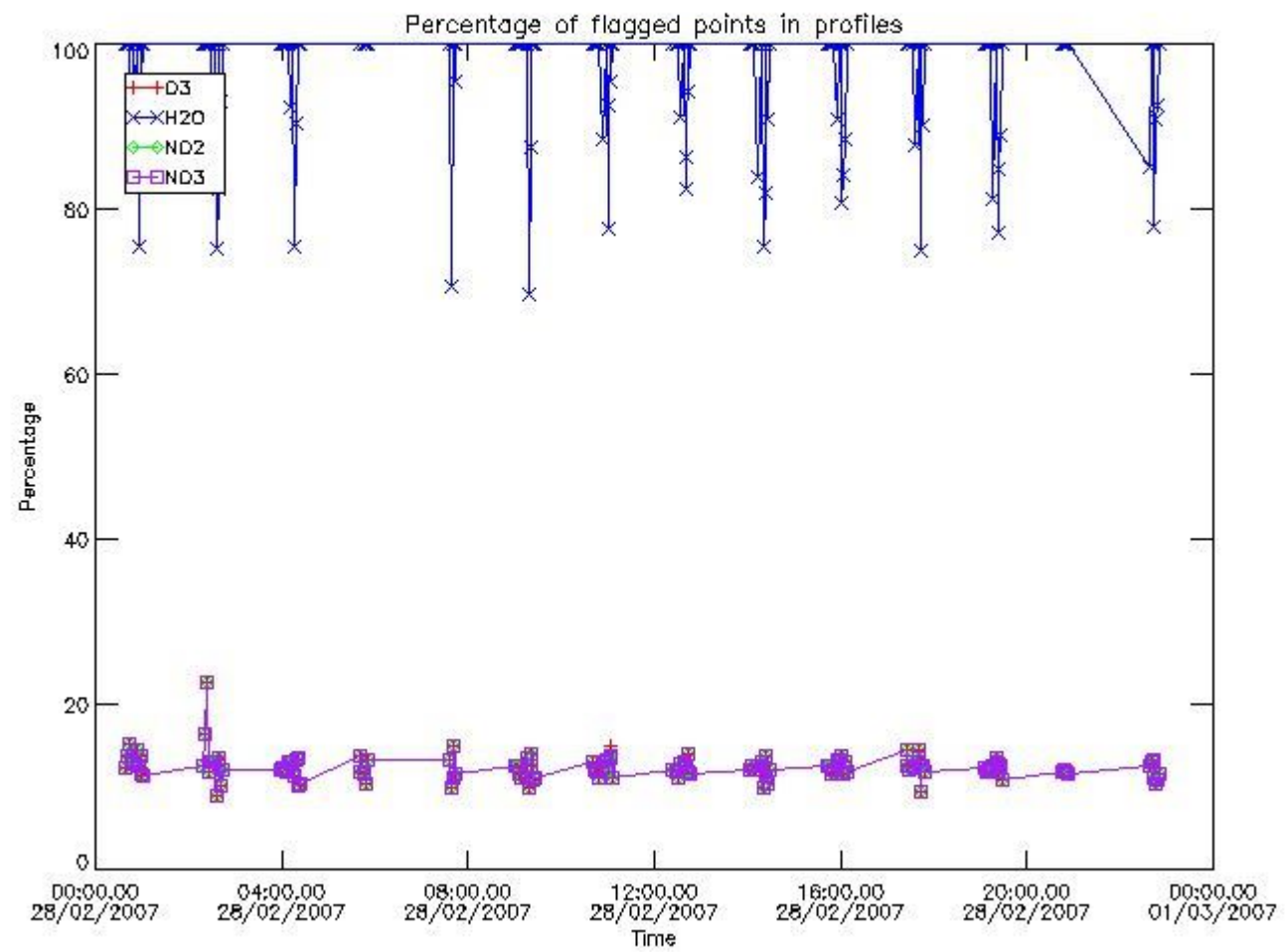
161	GOM_NL__2PRFIN20070228_161107_000000412056_00026_26132_5904.N1	28-FEB-2007 16:11:07	Straylight	41.000	113	Mu Vel	2.6920	5000.0	82	26132	No
162	GOM_NL__2PRFIN20070228_162344_000000452056_00026_26132_5905.N1	28-FEB-2007 16:23:44	Twl_and_stray	44.500	48	30Alp Hya	1.9770	4100.0	89	26132	No
163	GOM_NL__2PRFIN20070228_163318_000000392056_00026_26132_5906.N1	28-FEB-2007 16:33:18	Bright	38.500	166	17Eps Leo	2.9800	6000.0	77	26132	No
164	GOM_NL__2PRFIN20070228_165145_000000362056_00026_26132_5907.N1	28-FEB-2007 16:51:45	Bright	35.500	49	1Alp UMi	1.9900	6300.0	71	26132	No
165	GOM_NL__2PRFIN20070228_170419_000000372056_00026_26132_5908.N1	28-FEB-2007 17:04:19	Bright	37.000	19	50Alp Cyg	1.2460	10500.	74	26132	No
166	GOM_NL__2PRFIN20070228_170553_000000342056_00026_26132_5909.N1	28-FEB-2007 17:05:53	Bright	34.000	66	37Gam Cyg	2.2080	5900.0	68	26132	No
167	GOM_NL__2PRFIN20070228_171426_000000382056_00026_26132_5910.N1	28-FEB-2007 17:14:26	Bright	37.500	168	17Zet Aql	2.9860	11000.	75	26132	No
168	GOM_NL__2PRFIN20070228_172413_000000392056_00026_26132_5911.N1	28-FEB-2007 17:24:13	Dark	39.000	155	41Pi Sgr	2.9000	6600.0	78	26132	No
169	GOM_NL__2PRFIN20070228_172601_000000412056_00026_26132_5912.N1	28-FEB-2007 17:26:01	Dark	40.500	57	34Sig Sgr	2.0660	26000.	81	26132	No
170	GOM_NL__2PRFIN20070228_172906_000000432056_00026_26132_5913.N1	28-FEB-2007 17:29:06	Dark	42.500	38	20Eps Sgr	1.8360	11000.	85	26132	No
171	GOM_NL__2PRFIN20070228_173154_000000432056_00026_26132_5914.N1	28-FEB-2007 17:31:54	Dark	43.000	25	35Lam Sco	1.6200	28000.	86	26132	No
172	GOM_NL__2PRFIN20070228_173542_000000422056_00027_26133_5487.N1	28-FEB-2007 17:35:42	Dark	41.500	141	Bet Ara	2.8400	4600.0	83	26133	No
173	GOM_NL__2PRFIN20070228_173941_000000392056_00027_26133_5488.N1	28-FEB-2007 17:39:41	Dark	38.500	134	Bet TrA	2.8100	6600.0	77	26133	No
174	GOM_NL__2PRFIN20070228_174059_000000382056_00027_26133_5489.N1	28-FEB-2007 17:40:59	Dark	37.500	145	Gam TrA	2.8720	10600.	75	26133	No
175	GOM_NL__2PRFIN20070228_174215_000000552056_00027_26133_5490.N1	28-FEB-2007 17:42:15	Dark	54.500	4	Alp1Cen	-0.010000	5800.0	109	26133	No
176	GOM_NL__2PRFIN20070228_174334_000000412056_00027_26133_5491.N1	28-FEB-2007 17:43:34	Dark	41.000	10	Bet Cen	0.61000	28000.	82	26133	No
177	GOM_NL__2PRFIN20070228_174611_000000412056_00027_26133_5492.N1	28-FEB-2007 17:46:11	Dark	40.500	12	Alp1Cru	0.77500	30000.	81	26133	No
178	GOM_NL__2PRFIN20070228_174835_000000442056_00027_26133_5493.N1	28-FEB-2007 17:48:35	Dark	43.500	64	Gam Cen	2.2000	10600.	87	26133	No
179	GOM_NL__2PRFIN20070228_175143_000000402056_00027_26133_5494.N1	28-FEB-2007 17:51:43	Straylight	39.500	113	Mu Vel	2.6920	5000.0	79	26133	No
180	GOM_NL__2PRFIN20070228_180420_000000462056_00027_26133_5495.N1	28-FEB-2007 18:04:20	Twl_and_stray	46.000	48	30Alp Hya	1.9770	4100.0	92	26133	No
181	GOM_NL__2PRFIN20070228_181354_000000382056_00027_26133_5496.N1	28-FEB-2007 18:13:54	Bright	38.000	166	17Eps Leo	2.9800	6000.0	76	26133	No
182	GOM_NL__2PRFIN20070228_183222_000000362056_00027_26133_5497.N1	28-FEB-2007 18:32:22	Bright	35.500	49	1Alp UMi	1.9900	6300.0	71	26133	No
183	GOM_NL__2PRFIN20070228_184456_000000342056_00027_26133_5498.N1	28-FEB-2007 18:44:56	Bright	33.500	19	50Alp Cyg	1.2460	10500.	67	26133	No
184	GOM_NL__2PRFIN20070228_184630_000000352056_00027_26133_5499.N1	28-FEB-2007 18:46:30	Bright	34.500	66	37Gam Cyg	2.2080	5900.0	69	26133	No
185	GOM_NL__2PRFIN20070228_185502_000000402056_00027_26133_5500.N1	28-FEB-2007 18:55:02	Bright	39.500	168	17Zet Aql	2.9860	11000.	79	26133	No
186	GOM_NL__2PRFIN20070228_190449_000000422056_00027_26133_5501.N1	28-FEB-2007 19:04:49	Dark	41.500	155	41Pi Sgr	2.9000	6600.0	83	26133	No
187	GOM_NL__2PRFIN20070228_190637_000000432056_00027_26133_5502.N1	28-FEB-2007 19:06:37	Dark	43.000	57	34Sig Sgr	2.0660	26000.	86	26133	No
188	GOM_NL__2PRFIN20070228_190943_000000422056_00027_26133_5503.N1	28-FEB-2007 19:09:43	Dark	42.000	38	20Eps Sgr	1.8360	11000.	84	26133	No
189	GOM_NL__2PRFIN20070228_191231_000000442056_00027_26133_5504.N1	28-FEB-2007 19:12:31	Dark	43.500	25	35Lam Sco	1.6200	28000.	87	26133	No
190	GOM_NL__2PRFIN20070228_191618_000000412056_00028_26134_5527.N1	28-FEB-2007 19:16:18	Dark	40.500	141	Bet Ara	2.8400	4600.0	81	26134	No
191	GOM_NL__2PRFIN20070228_192017_000000392056_00028_26134_5528.N1	28-FEB-2007 19:20:17	Dark	39.000	134	Bet TrA	2.8100	6600.0	78	26134	No
192	GOM_NL__2PRFIN20070228_192135_000000382056_00028_26134_5529.N1	28-FEB-2007 19:21:35	Dark	37.500	145	Gam TrA	2.8720	10600.	75	26134	No
193	GOM_NL__2PRFIN20070228_192251_000000442056_00028_26134_5530.N1	28-FEB-2007 19:22:51	Dark	44.000	4	Alp1Cen	-0.010000	5800.0	88	26134	No
194	GOM_NL__2PRFIN20070228_192411_000000442056_00028_26134_5531.N1	28-FEB-2007 19:24:11	Dark	43.500	10	Bet Cen	0.61000	28000.	87	26134	No
195	GOM_NL__2PRFIN20070228_192647_000000412056_00028_26134_5532.N1	28-FEB-2007 19:26:47	Dark	41.000	12	Alp1Cru	0.77500	30000.	82	26134	No
196	GOM_NL__2PRFIN20070228_192912_000000472056_00028_26134_5533.N1	28-FEB-2007 19:29:12	Dark	47.000	64	Gam Cen	2.2000	10600.	94	26134	No
197	GOM_NL__2PRFIN20070228_193220_000000382056_00028_26134_5534.N1	28-FEB-2007 19:32:20	Straylight	38.000	113	Mu Vel	2.6920	5000.0	76	26134	No
198	GOM_NL__2PRFIN20070228_194456_000000442056_00028_26134_5535.N1	28-FEB-2007 19:44:56	Twl_and_stray	43.500	48	30Alp Hya	1.9770	4100.0	87	26134	No
199	GOM_NL__2PRFIN20070228_195430_000000382056_00028_26134_5536.N1	28-FEB-2007 19:54:30	Bright	37.500	166	17Eps Leo	2.9800	6000.0	75	26134	No
200	GOM_NL__2PRFIN20070228_201258_000000342056_00028_26134_5537.N1	28-FEB-2007 20:12:58	Bright	34.000	49	1Alp UMi	1.9900	6300.0	68	26134	No
201	GOM_NL__2PRFIN20070228_202532_000000362056_00028_26134_5538.N1	28-FEB-2007 20:25:32	Bright	36.000	19	50Alp Cyg	1.2460	10500.	72	26134	No
202	GOM_NL__2PRFIN20070228_202706_000000412056_00028_26134_5539.N1	28-FEB-2007 20:27:06	Bright	41.000	66	37Gam Cyg	2.2080	5900.0	82	26134	No
203	GOM_NL__2PRFIN20070228_203539_000000432056_00028_26134_5540.N1	28-FEB-2007 20:35:39	Bright	43.000	168	17Zet Aql	2.9860	11000.	86	26134	No
204	GOM_NL__2PRFIN20070228_204525_000000432056_00028_26134_5541.N1	28-FEB-2007 20:45:25	Dark	43.000	155	41Pi Sgr	2.9000	6600.0	86	26134	No
205	GOM_NL__2PRFIN20070228_204714_000000422056_00028_26134_5542.N1	28-FEB-2007 20:47:14	Dark	42.000	57	34Sig Sgr	2.0660	26000.	84	26134	No
206	GOM_NL__2PRFIN20070228_205019_000000442056_00028_26134_5543.N1	28-FEB-2007 20:50:19	Dark	43.500	38	20Eps Sgr	1.8360	11000.	87	26134	No
207	GOM_NL__2PRFIN20070228_205308_000000442056_00028_26134_5544.N1	28-FEB-2007 20:53:08	Dark	44.000	25	35Lam Sco	1.6200	28000.	88	26134	No
208	GOM_NL__2PRFIN20070228_223731_000000412056_00030_26136_5656.N1	28-FEB-2007 22:37:31	Dark	40.500	141	Bet Ara	2.8400	4600.0	81	26136	No
209	GOM_NL__2PRFIN20070228_224130_000000392056_00030_26136_5657.N1	28-FEB-2007 22:41:30	Dark	39.000	134	Bet TrA	2.8100	6600.0	78	26136	No
210	GOM_NL__2PRFIN20070228_224248_000000392056_00030_26136_5658.N1	28-FEB-2007 22:42:48	Dark	38.500	145	Gam TrA	2.8720	10600.	77	26136	No
211	GOM_NL__2PRFIN20070228_224404_000000462056_00030_26136_5659.N1	28-FEB-2007 22:44:04	Dark	45.500	4	Alp1Cen	-0.010000	5800.0	91	26136	No
212	GOM_NL__2PRFIN20070228_224524_000000502056_00030_26136_5660.N1	28-FEB-2007 22:45:24	Dark	49.500	10	Bet Cen	0.61000	28000.	99	26136	No
213	GOM_NL__2PRFIN20070228_224800_000000482056_00030_26136_5661.N1	28-FEB-2007 22:48:00	Dark	47.500	12	Alp1Cru	0.77500	30000.	95	26136	No
214	GOM_NL__2PRFIN20070228_225025_000000442056_00030_26136_5662.N1	28-FEB-2007 22:50:25	Dark	44.000	64	Gam Cen	2.2000	10600.	88	26136	No
215	GOM_NL__2PRFIN20070228_225332_000000402056_00030_26136_5663.N1	28-FEB-2007 22:53:32	Straylight	39.500	113	Mu Vel	2.6920	5000.0	79	26136	No
216	GOM_NL__2PRFIN20070228_230608_000000432056_00030_26136_5664.N1	28-FEB-2007 23:06:08	Twl_and_stray	43.000	48	30Alp Hya	1.9770	4100.0	86	26136	No
217	GOM_NL__2PRFIN20070228_231541_000000382056_00030_26136_5665.N1	28-FEB-2007 23:15:41	Bright	37.500	166	17Eps Leo	2.9800	6000.0	75	26136	No
218	GOM_NL__2PRFIN20070228_233409_000000342056_00030_26136_5666.N1	28-FEB-2007 23:34:09	Bright	34.000	49	1Alp UMi	1.9900	6300.0	68	26136	No
219	GOM_NL__2PRFIN20070228_234644_000000352056_00030_26136_5667.N1	28-FEB-2007 23:46:44	Bright	35.000	19	50Alp Cyg	1.2460	10500.	70	26136	No

220	GOM_NL__2PRFIN20070228_234818_000000332056_00030_26136_5668.N1	28-FEB-2007 23:48:18	Bright	33.000	66	37Gam Cyg	2.2080	5900.0	66	26136	No
221	GOM_NL__2PRFIN20070228_235651_000000392056_00030_26136_5669.N1	28-FEB-2007 23:56:51	Bright	39.000	168	17Zet Aql	2.9860	11000.	78	26136	No

3. Quality information per product

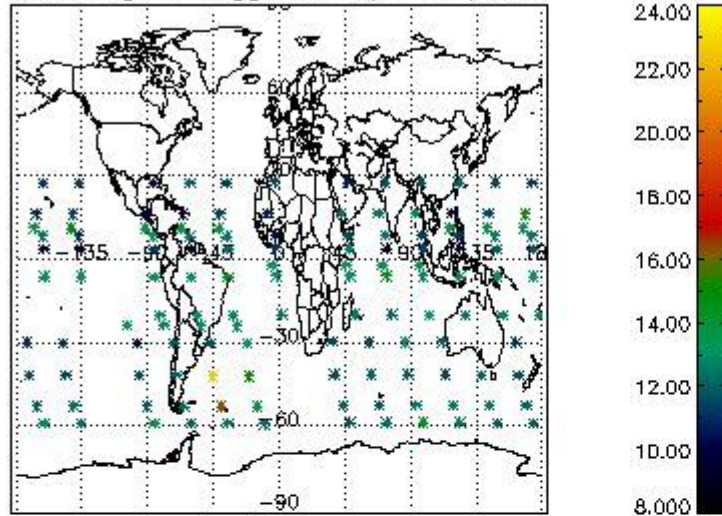
In this section it is plotted some information contained in the Quality Summary data set of the level 2 products. Only products in dark limb conditions and without errors (error flag in the MPH set to "0") are used.

3.1 Plot quality information per product (time dependant)

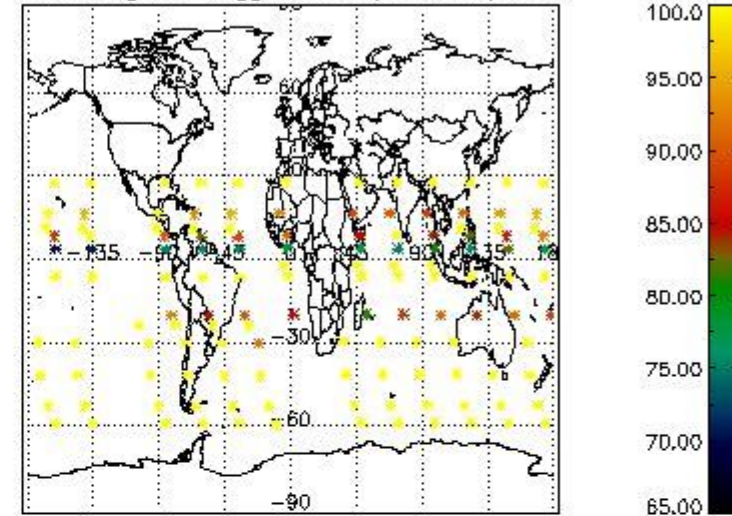


3.2 Plot quality information per product (world map)

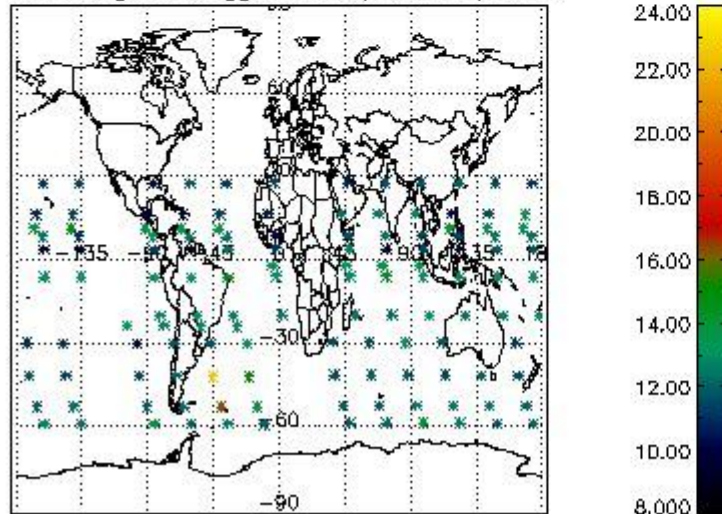
Percentage of flagged data per O3 profile



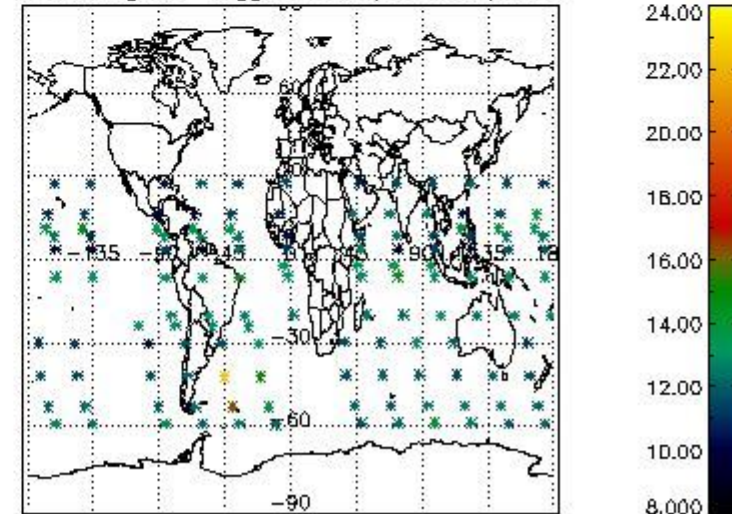
Percentage of flagged data per H2O profile



Percentage of flagged data per NO2 profile



Percentage of flagged data per NO3 profile

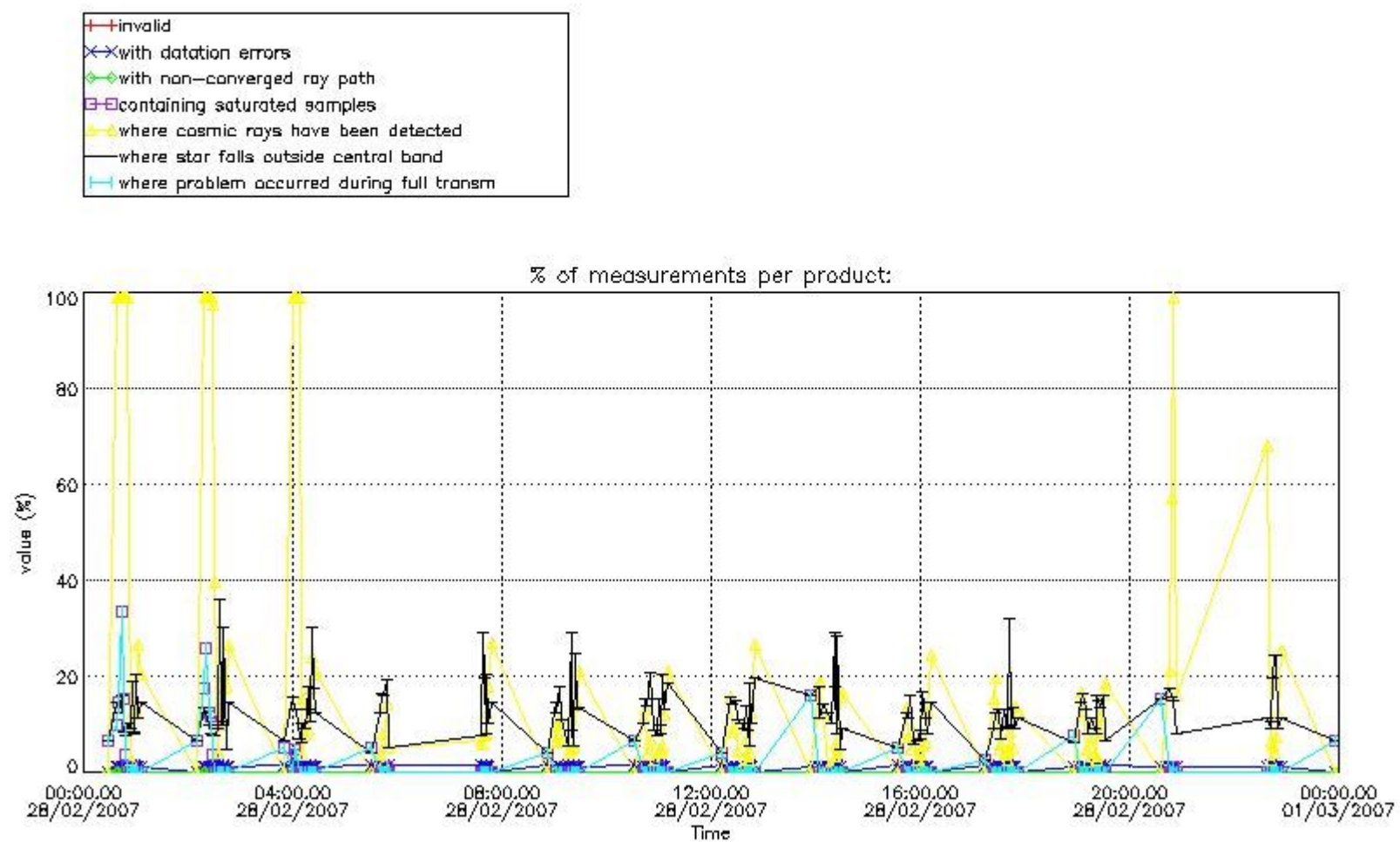


4. Level 1 quality information per product

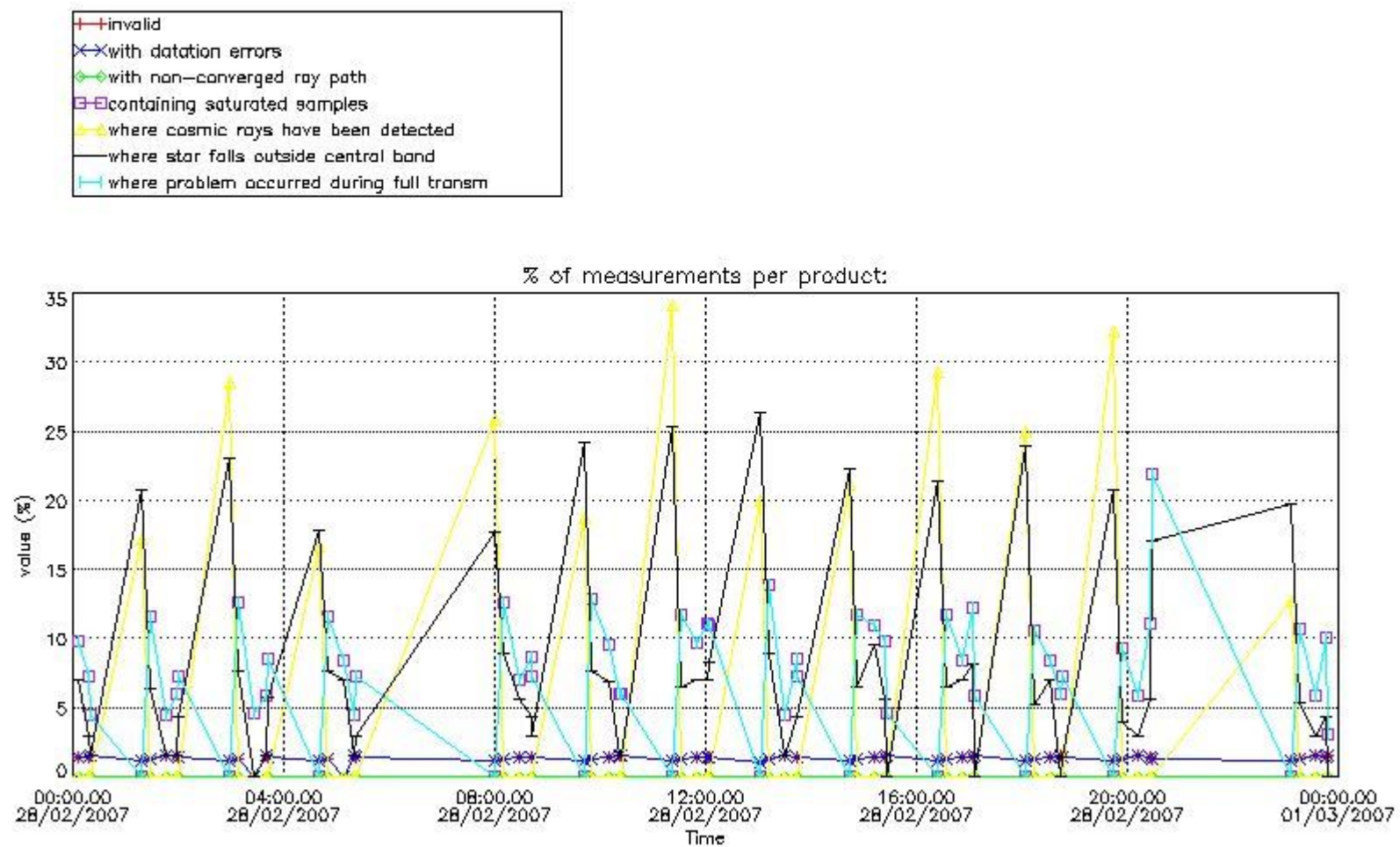
In this section it is plotted some information contained in the Quality Summary data set of the level 2 products that comes from the level 1b processing. Products without errors (error flag in the MPH set to "0") are used.

4.1 Plot quality information per product (time dependant) coming from level 1b processing

4.1.1 Plot level 1 quality information per product (time dependant): ENVISAT ASCENDING passes

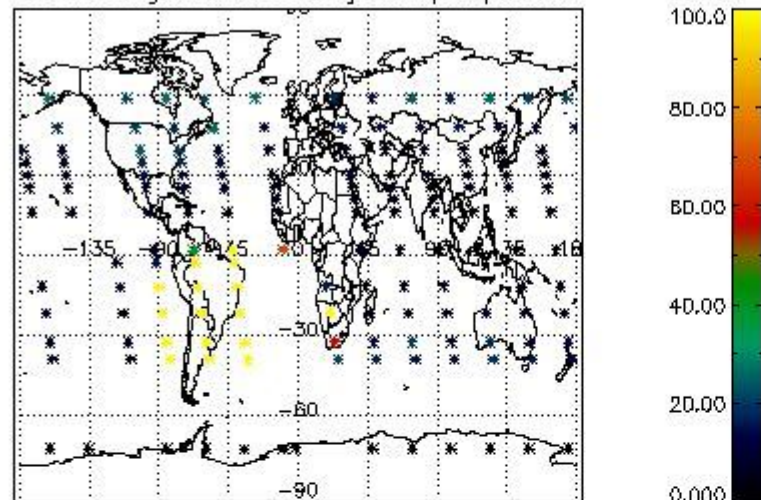


4.1.2 Plot level 1 quality information per product (time dependant): ENVISAT DESCENDING passes

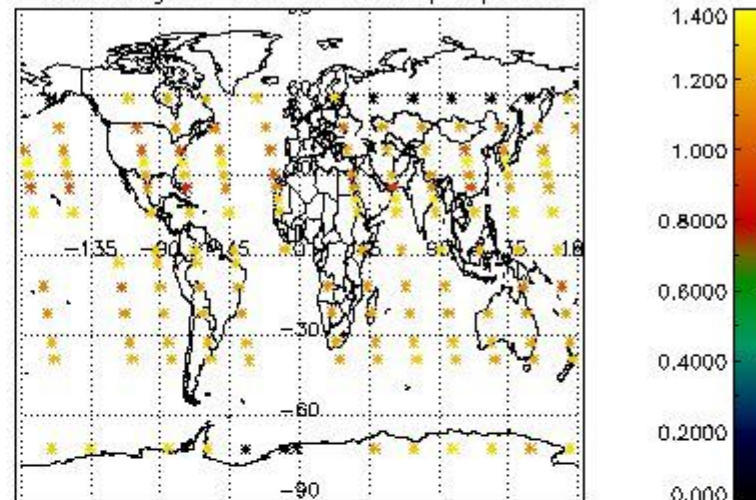


4.2 Plot quality information per product coming from level 1b processing (world map)
 4.2.1 Plot level 1 quality information per product (world map): ENVISAT ASCENDING passes

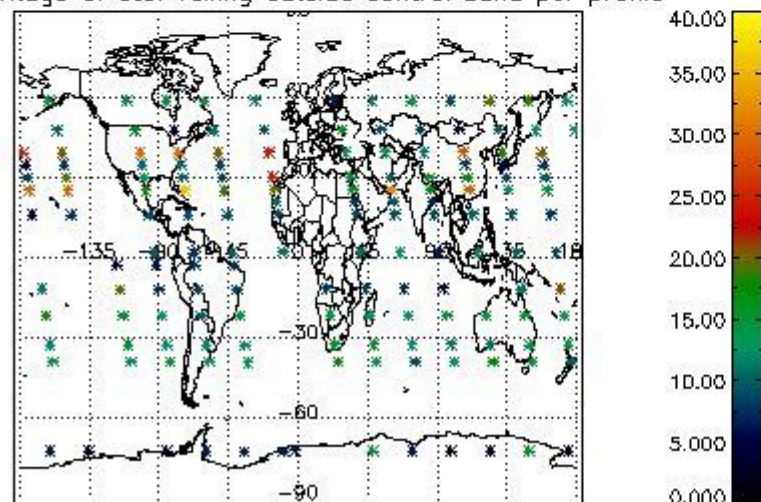
Percentage of cosmic ray hits per profile



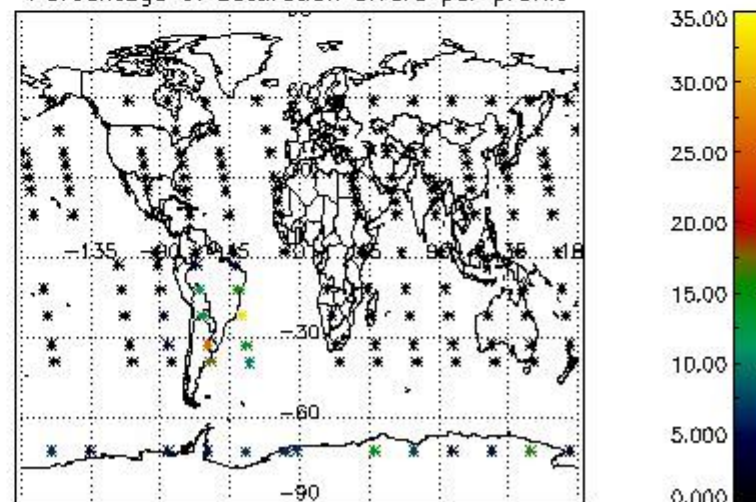
Percentage of datation errors per profile



Percentage of star falling outside central band per profile

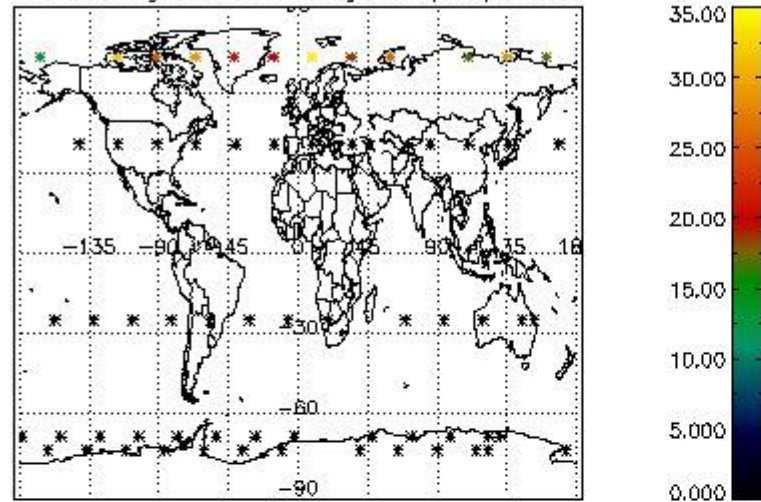


Percentage of saturation errors per profile

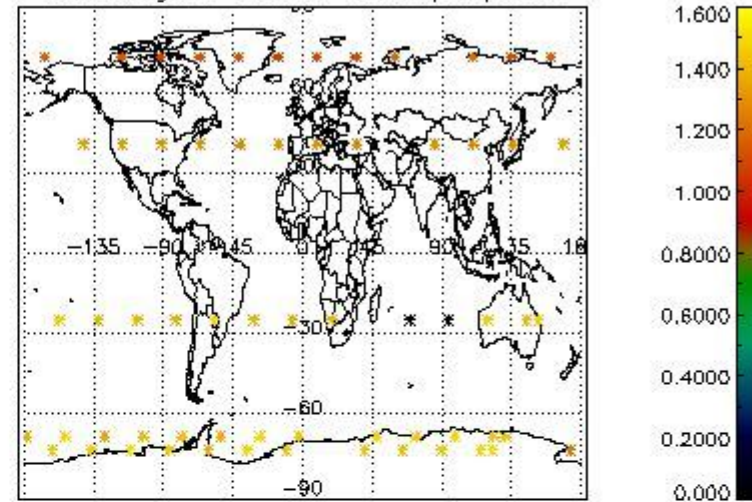


4.2.2 Plot level 1 quality information per product (world map): ENVISAT DESCENDING passes

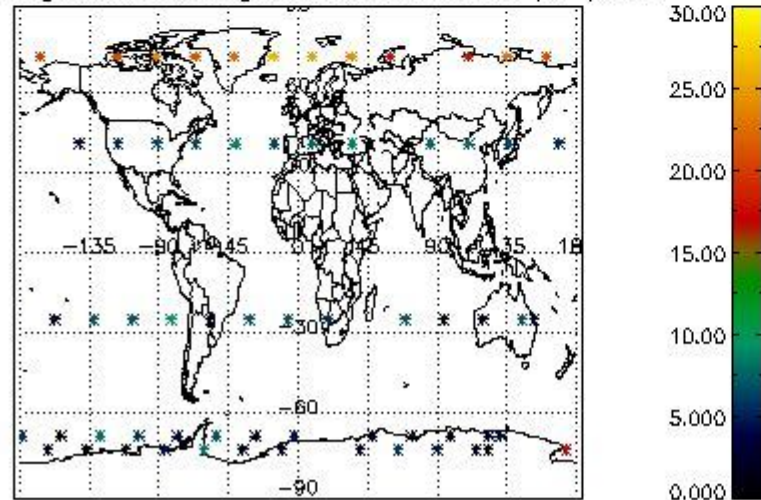
Percentage of cosmic ray hits per profile



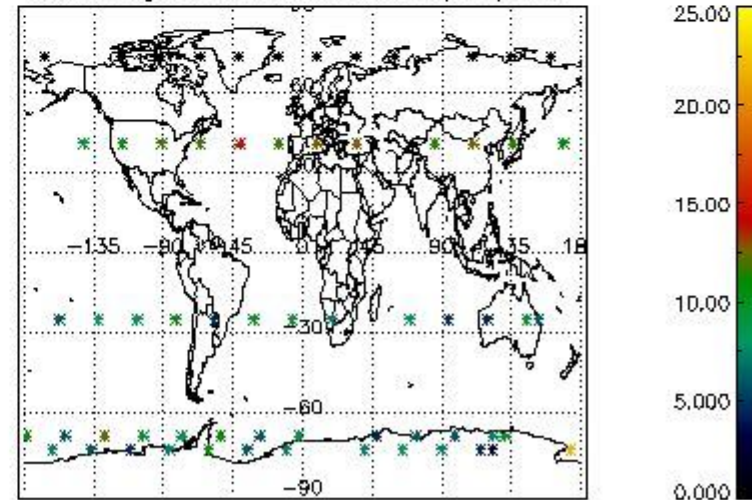
Percentage of datation errors per profile



Percentage of star falling outside central band per profile



Percentage of saturation errors per profile



5. Trace gas profiles

5.1 Ozone statistics based on quality of products

The final quality of the products can be "measured" using the STD (Standard Deviation) attached to every point profile. This information is written to the parameter GOM_NL__2P/NL_LOCAL_SPECIES_DENSITY/o3_std of the level 2 products. The table below shows the statistics for given STD ranges.

The statistics are given with respect to the overall valid production:

- Products without fatal errors: GOM_NL__2P/MPH/PRODUCT_ERR=0
- Valid point profile: GOM_NL__2P/NL_LOCAL_SPECIES_DENSITY/pcd(0)=0

The 'Criteria' is applied to valid points of dark limb products:

- Products in dark limb illumination condition: GOM_NL__2P/NL_SUMMARY_QUALITY/obs_ill_cond=0
- Products without fatal errors: GOM_NL__2P/MPH/PRODUCT_ERR=0
- Valid point profile: GOM_NL__2P/NL_LOCAL_SPECIES_DENSITY/pcd(0)=0

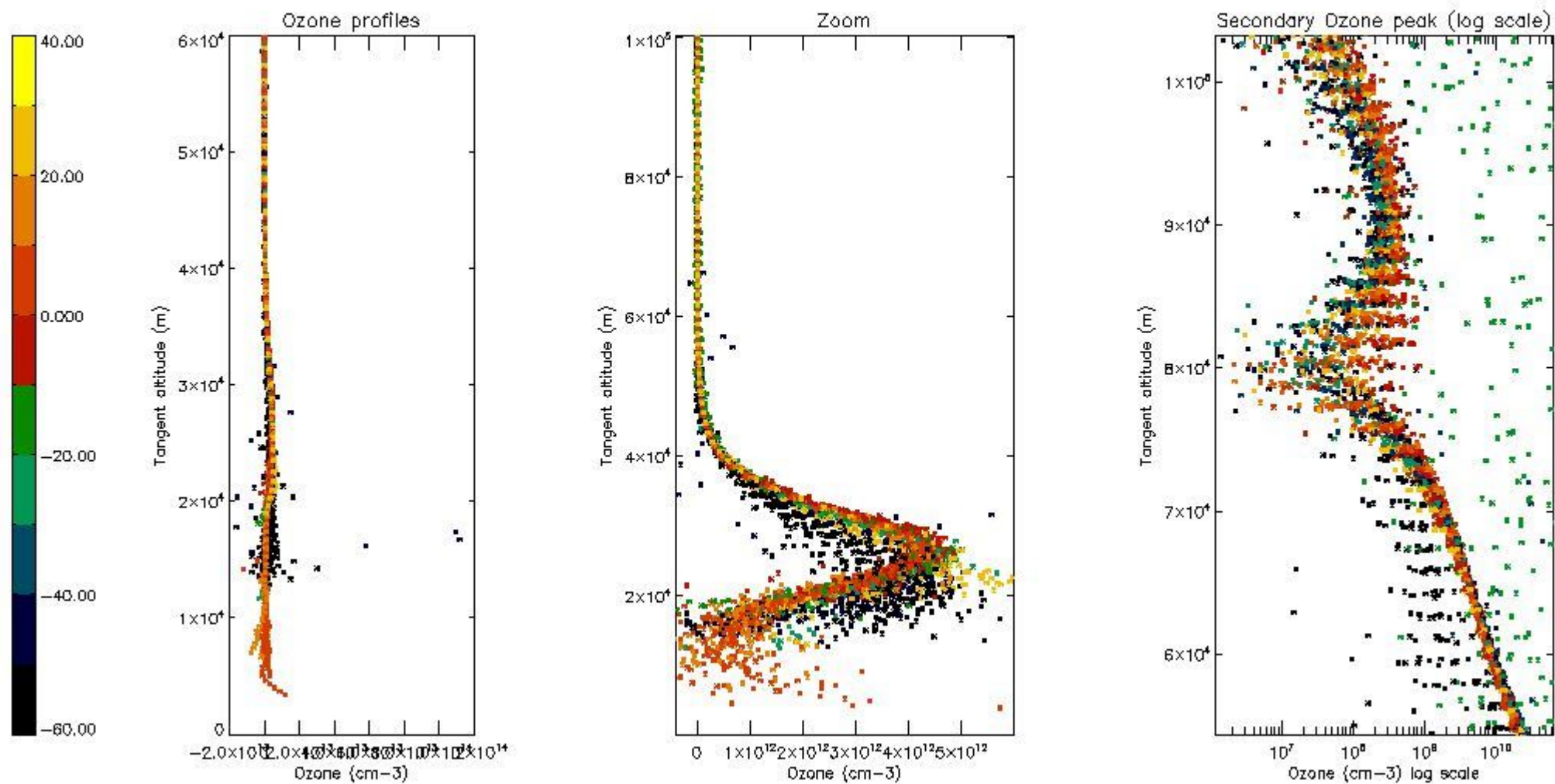
So, the table below shows the percentage of dark limb and valid observations for each criteria with respect to the overall valid daily observations.

Criteria	% of total production
All STD	64
STD < 20	37

STD < 10	29
STD < 5	21

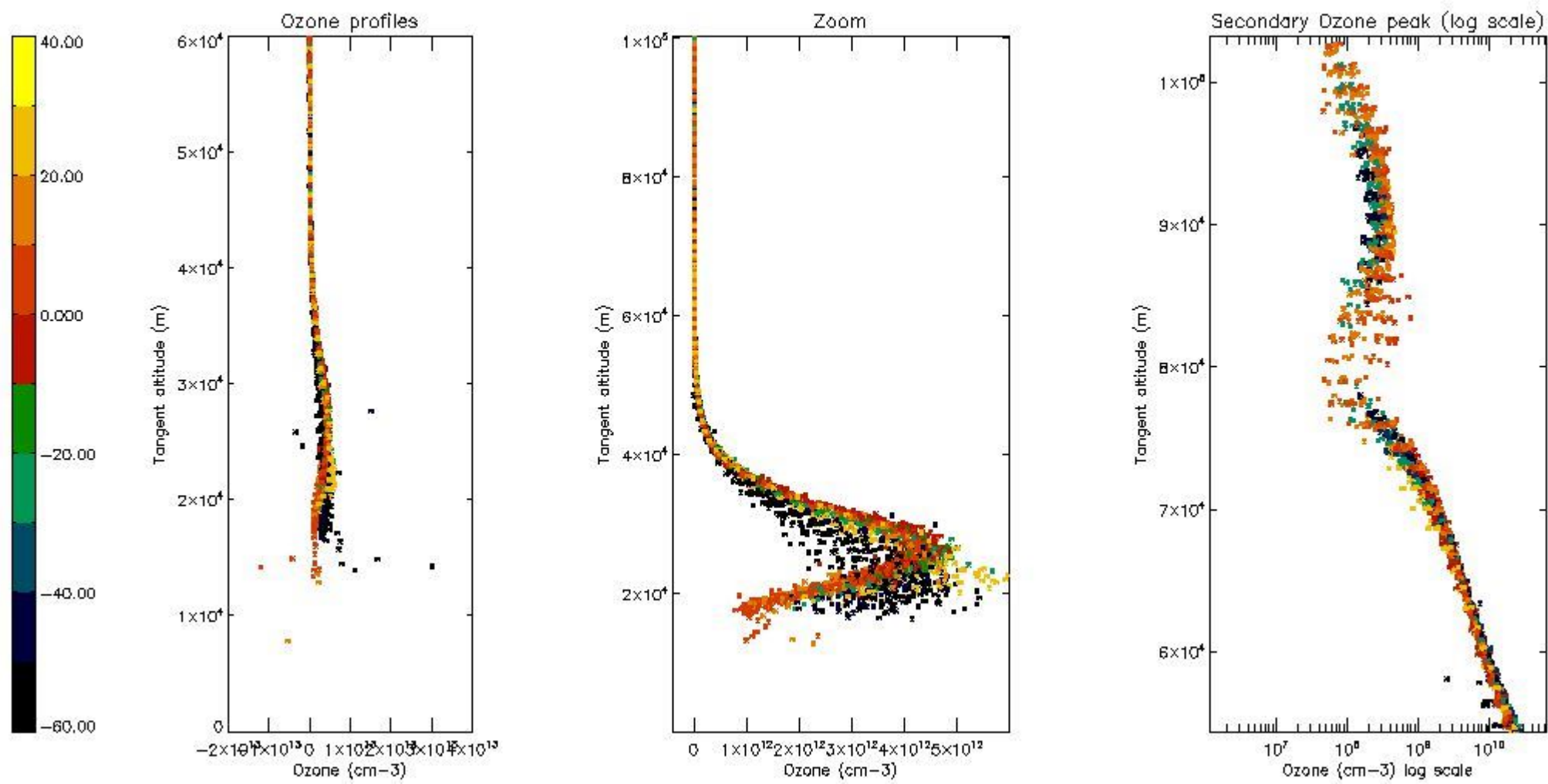
5.2 Plot ozone profiles for all STD (dark without errors)

The colorbar represents the latitude.



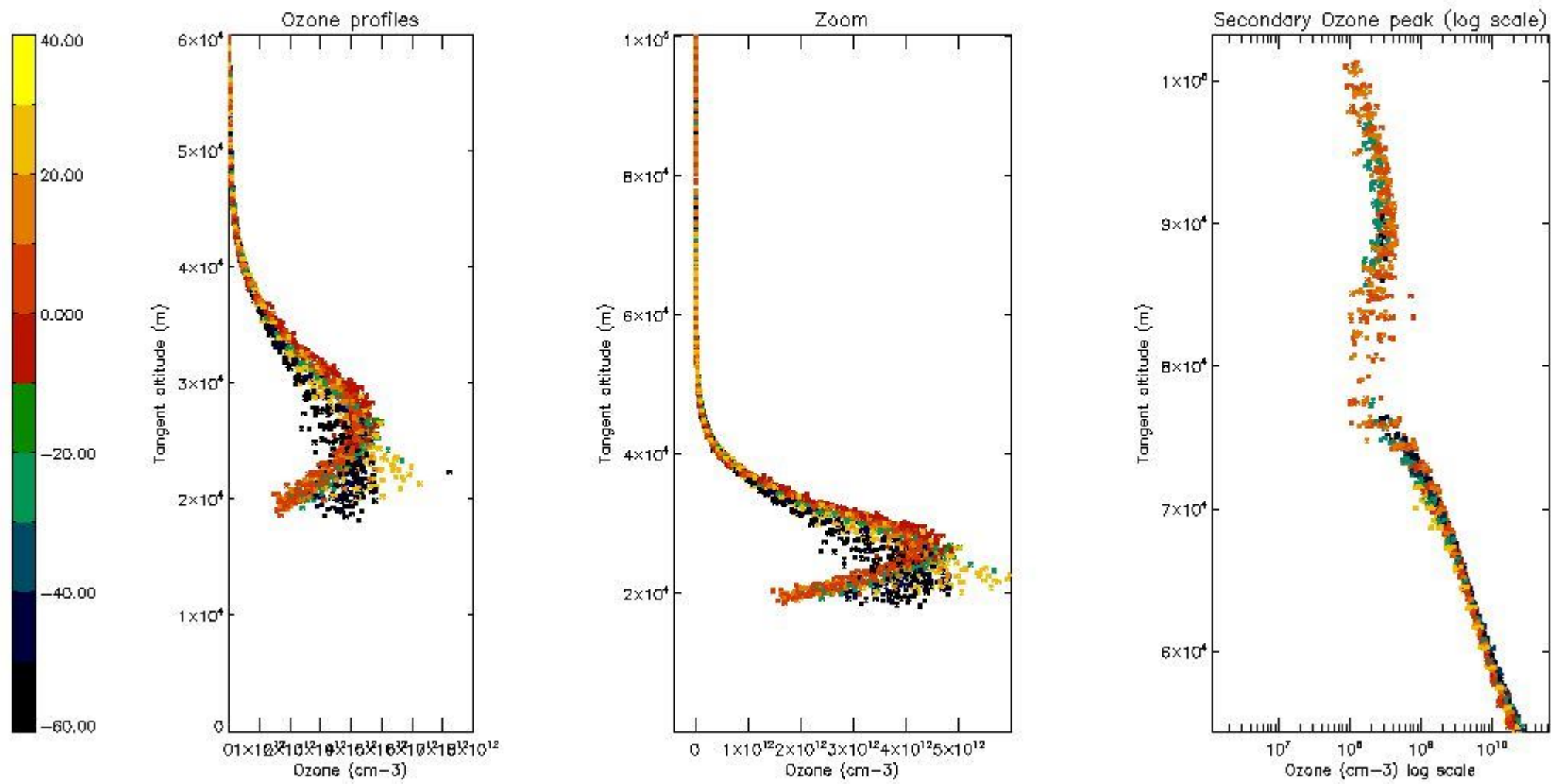
5.3 Plot ozone profiles where STD < 20% (dark without errors)

The colorbar represents the latitude.



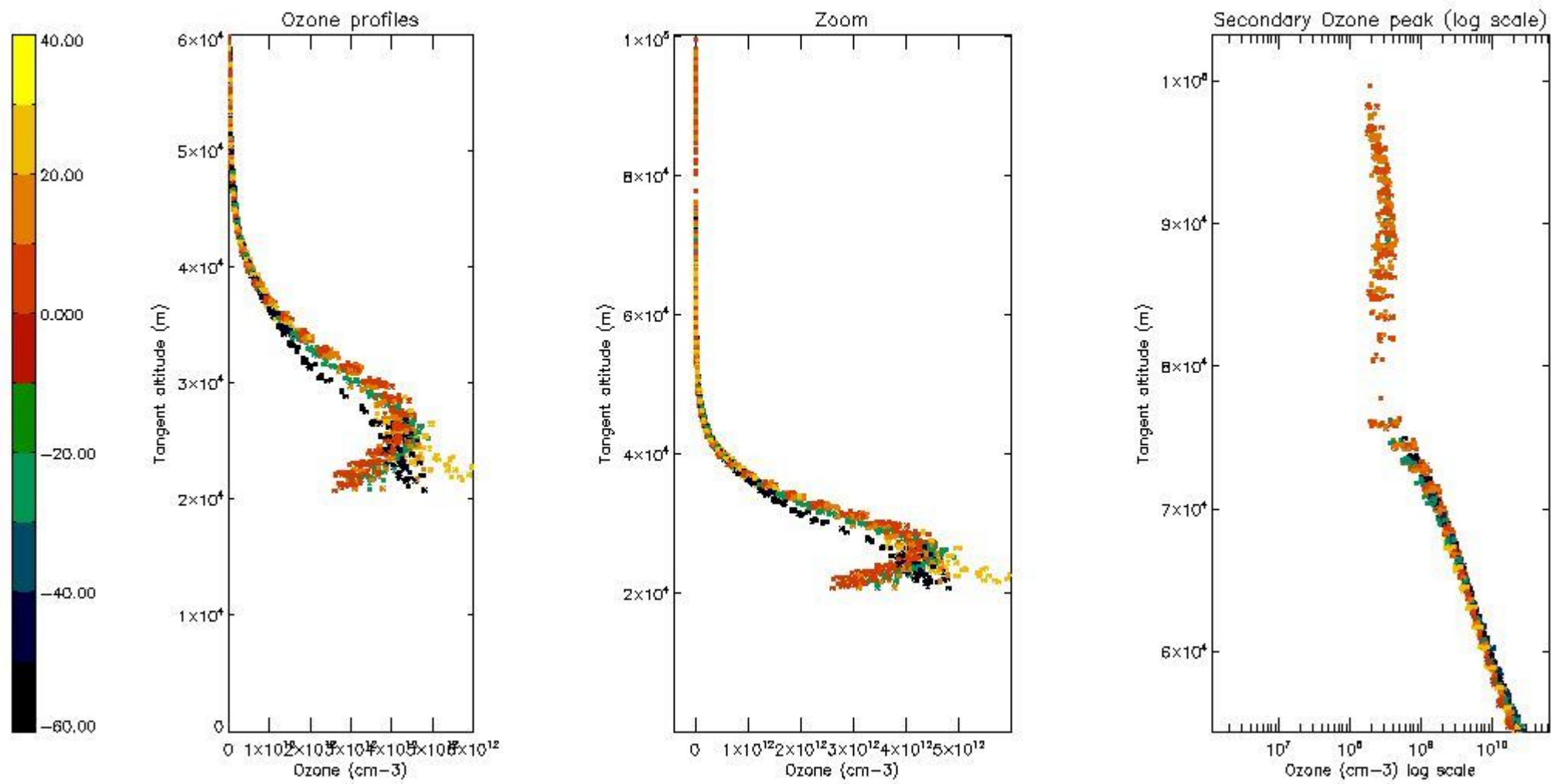
5.4 Plot ozone profiles where STD < 10% (dark without errors)

The colorbar represents the latitude.



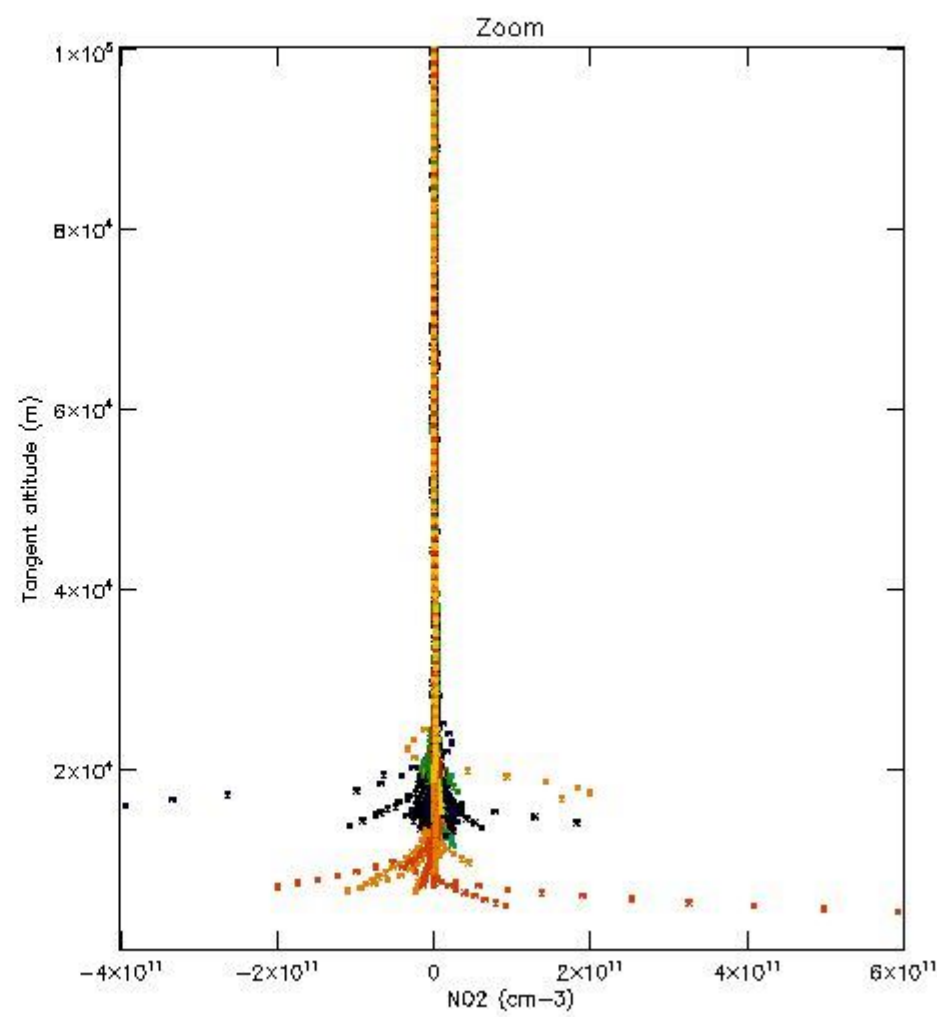
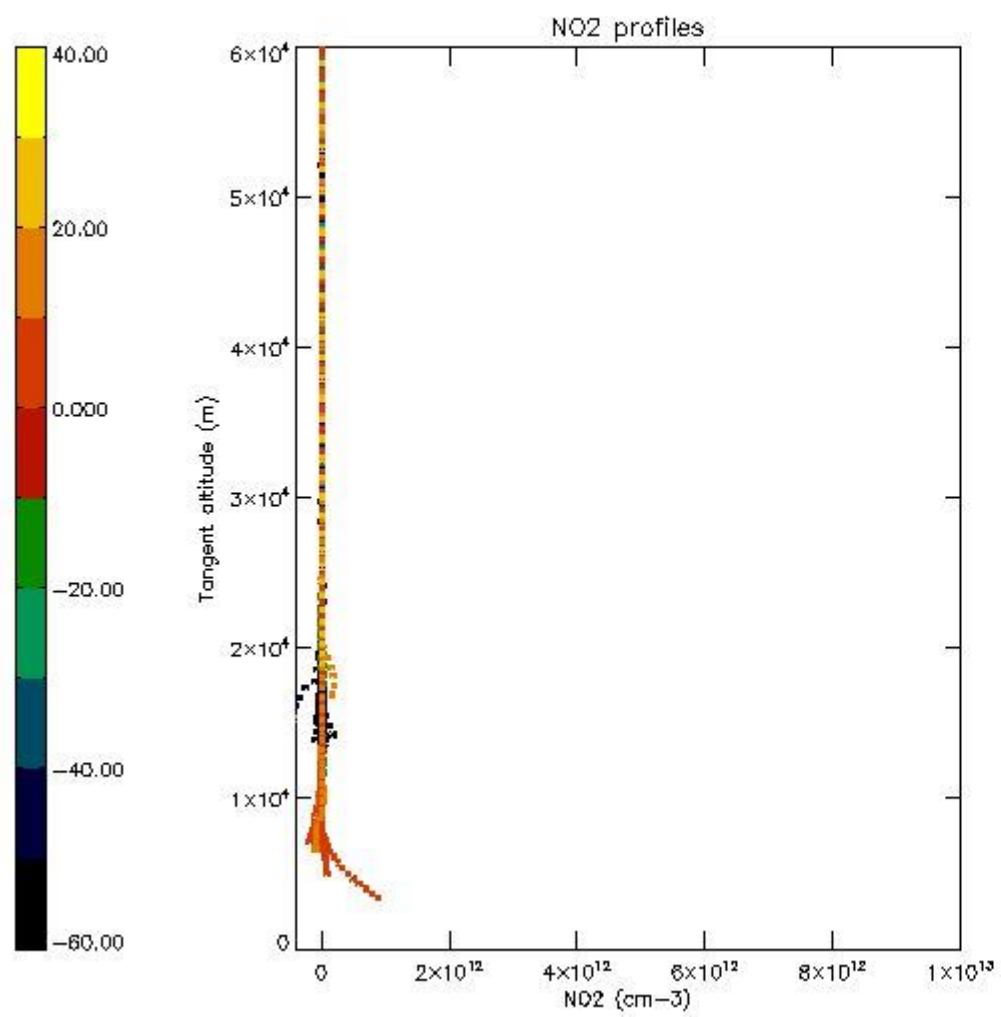
5.5 Plot ozone profiles where STD < 5% (dark without errors)

The colorbar represents the latitude.



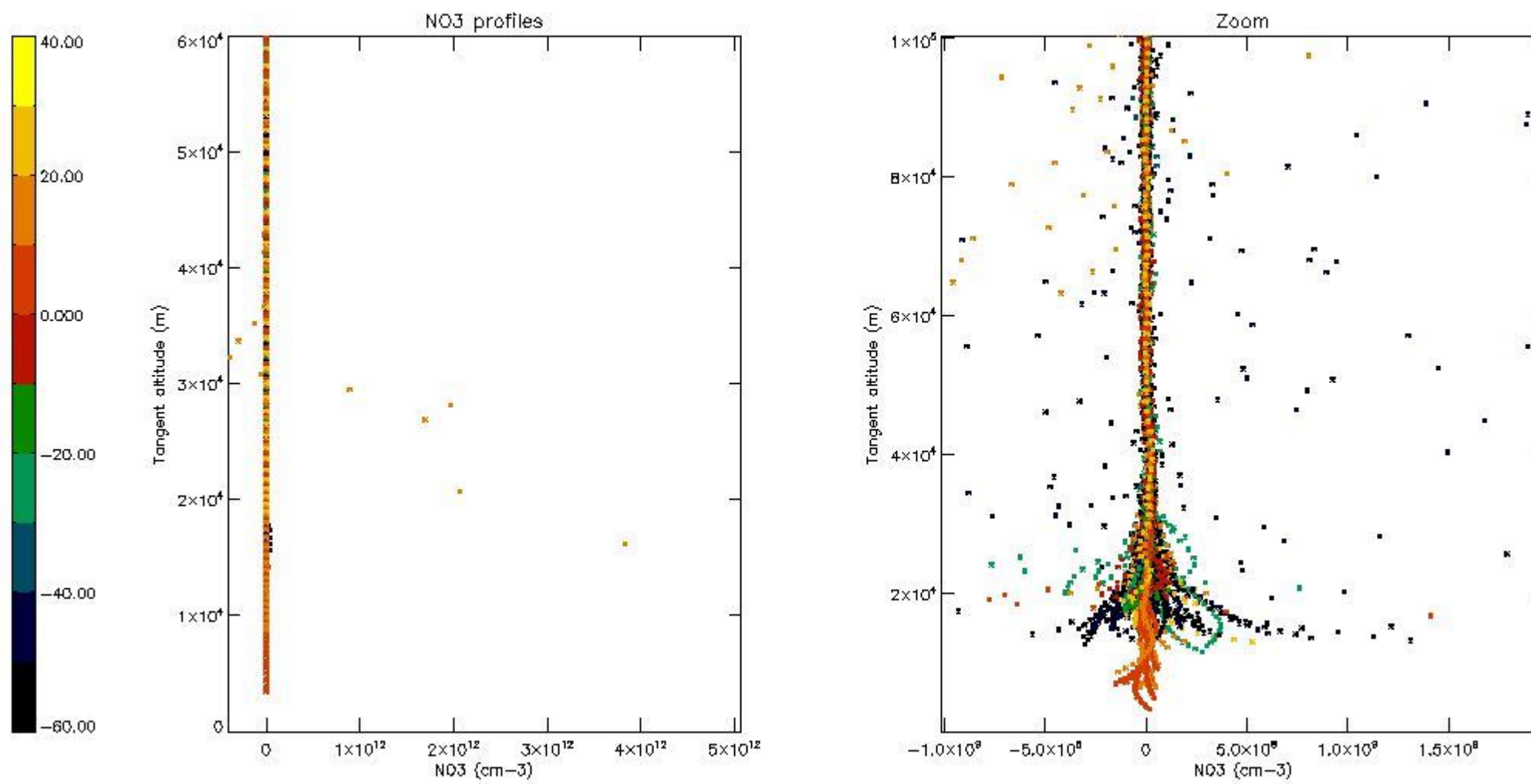
5.6 Plot NO₂ profiles for all STD (dark without errors)

The colorbar represents the latitude.



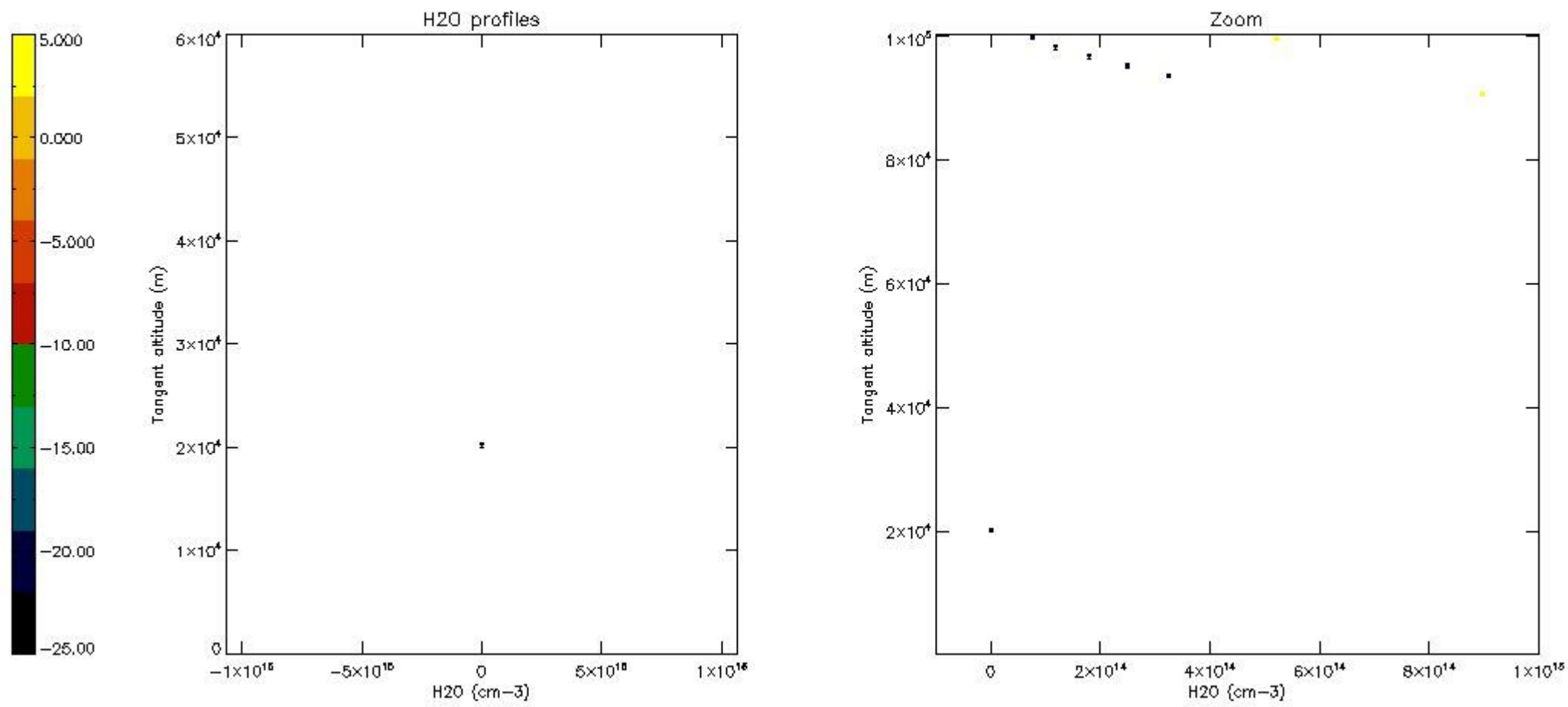
5.7 Plot NO3 profiles for all STD (dark without errors)

The colorbar represents the latitude.



5.8 Plot H₂O profiles for all STD (only for occultations of stars 1,2,3,4,13,14,16,26,63 dark without errors)

The colorbar represents the latitude.



6. Auxiliary Data Files used for the production reported in section 2

The number reported in the third column indicates since which file (see list in section 2) the corresponding auxiliary file has been used. The fourth column is the date of those product files.

Type	Auxiliary Filename	Used since product	Used since product date
INST_PHYS_CHARACTERISTICS	GOM_INS_AXVIEC20091111_143220_20030716_120000_20500101_000000	1	28-FEB-2007 00:05:46
LEVEL-2_PROC_CONFIG	GOM_PR2_AXVIEC20091111_152718_20020301_000000_20500101_000000	1	28-FEB-2007 00:05:46
CROSS_SECTIONS_FILE	GOM_CRS_AXVIEC20091111_154832_20020301_000000_20500101_000000	1	28-FEB-2007 00:05:46

GOMOS Level 2 Daily Report

SUMMARY

[1. General Info](#)

[2. Summary of processed GOM_NL_2P products](#)

[3. Level 2 Quality information per product](#)

[3.1 Plot of level 2 quality information per product \(time dependant\)](#)

[3.2 Plot of level 2 quality information per product \(world map\)](#)

[4. Level 1 Quality information per product \(stored on level 2 products\)](#)

[4.1 Plot of level 1 quality information per product \(time dependant\)](#)

[4.1.1 Plot of level 1 quality information per product \(time dependant\): ASCENDING](#)

[4.1.2 Plot of level 1 quality information per product \(time dependant\): DESCENDING](#)

[4.2 Plot of level 1 quality information per product \(world map\)](#)

[4.2.1 Plot of level 1 quality information per product \(world map\): ASCENDING](#)

[4.2.2 Plot of level 1 quality information per product \(world map\): DESCENDING](#)

[5. Ozone profiles based on quality statistics and other trace gas profiles](#)

[5.1 Ozone statistics based on quality of products](#)

[5.2 Plot ozone profiles for all STD \(dark without errors\)](#)

[5.3 Plot ozone profiles where STD < 20% \(dark without errors\)](#)

[5.4. Plot ozone profiles where STD < 10% \(dark without errors\)](#)

[5.5. Plot ozone profiles where STD < 5% \(dark without errors\)](#)

[5.6 Plot NO2 profiles for all STD \(dark without errors\)](#)

[5.7 Plot NO3 profiles for all STD \(dark without errors\)](#)

[5.8 Plot H2O profiles \(only for occultations of stars 1,2,3,4,13,14,16,26,63 dark without errors\) for all STD](#)

[6. Auxiliary Data Files used for the production reported in section 2](#)

This report presents the daily analysis on parameters extracted from GOMOS level 2 data (GOM_NL__2P). It is intended to monitor some important parameters that will impact the quality of these products. A list of level 2 products (and content) that have arrived during the reporting day to the PCF is also given.

Item	Value
Time of report generation	22APR2013 16:29:30
Data source version	GOMOS/6.01
Start time of products	28-02-2007 (28FEB2007 00:00:00)
Stop time of products	01-03-2007 (01MAR2007 00:00:00)
Store outputs in DB	Yes
Nb of level 2 prods	221
Nb of prods with errors	0

2. Summary of processed GOM_NL__2P products.

Nr	Filename	UTC Start time	Limb	Duration	Star Id	Star Name	Star Mag	Star Temp	Nb Meas	Orbit	Prod. error
1	GOM_NL__2PRFIN20070228_000546_000000362056_00016_26122_5027.N1	28-FEB-2007 00:05:46	Bright	35.500	49	1Alp UMi	1.9900	6300.0	71	26122	No
2	GOM_NL__2PRFIN20070228_001819_000000352056_00016_26122_5028.N1	28-FEB-2007 00:18:19	Bright	34.500	19	50Alp Cyg	1.2460	10500.	69	26122	No
3	GOM_NL__2PRFIN20070228_001953_000000342056_00016_26122_5029.N1	28-FEB-2007 00:19:53	Bright	33.500	66	37Gam Cyg	2.2080	5900.0	67	26122	No
4	GOM_NL__2PRFIN20070228_002824_000000382056_00016_26122_5030.N1	28-FEB-2007 00:28:24	Bright	38.000	168	17Zet Aql	2.9860	11000.	76	26122	No
5	GOM_NL__2PRFIN20070228_003809_000000422056_00016_26122_5031.N1	28-FEB-2007 00:38:09	Dark	41.500	155	41Pi Sgr	2.9000	6600.0	83	26122	No
6	GOM_NL__2PRFIN20070228_003957_000000412056_00016_26122_5032.N1	28-FEB-2007 00:39:57	Dark	41.000	57	34Sig Sgr	2.0660	26000.	82	26122	No
7	GOM_NL__2PRFIN20070228_004301_000000442056_00016_26122_5033.N1	28-FEB-2007 00:43:01	Dark	43.500	38	20Eps Sgr	1.8360	11000.	87	26122	No
8	GOM_NL__2PRFIN20070228_004547_000000432056_00016_26122_5034.N1	28-FEB-2007 00:45:47	Dark	42.500	25	35Lam Sco	1.6200	28000.	85	26122	No
9	GOM_NL__2PRFIN20070228_004821_000000402056_00016_26122_5035.N1	28-FEB-2007 00:48:21	Dark	39.500	147	Alp Ara	2.8770	26000.	79	26122	No
10	GOM_NL__2PRFIN20070228_004937_000000402056_00017_26123_5078.N1	28-FEB-2007 00:49:37	Dark	40.000	141	Bet Ara	2.8400	4600.0	80	26123	No
11	GOM_NL__2PRFIN20070228_005336_000000392056_00017_26123_5079.N1	28-FEB-2007 00:53:36	Dark	38.500	134	Bet TrA	2.8100	6600.0	77	26123	No
12	GOM_NL__2PRFIN20070228_005609_000000452056_00017_26123_5080.N1	28-FEB-2007 00:56:09	Dark	45.000	4	Alp1Cen	-0.010000	5800.0	90	26123	No
13	GOM_NL__2PRFIN20070228_005729_000000412056_00017_26123_5081.N1	28-FEB-2007 00:57:29	Dark	41.000	10	Bet Cen	0.61000	28000.	82	26123	No
14	GOM_NL__2PRFIN20070228_005852_000000372056_00017_26123_5082.N1	28-FEB-2007 00:58:52	Dark	37.000	112	Alp Mus	2.6880	26000.	74	26123	No
15	GOM_NL__2PRFIN20070228_010007_000000452056_00017_26123_5083.N1	28-FEB-2007 01:00:07	Dark	44.500	12	Alp1Cru	0.77500	30000.	89	26123	No
16	GOM_NL__2PRFIN20070228_010229_000000452056_00017_26123_5084.N1	28-FEB-2007 01:02:29	Dark	45.000	64	Gam Cen	2.2000	10600.	90	26123	No
17	GOM_NL__2PRFIN20070228_010541_000000422056_00017_26123_5085.N1	28-FEB-2007 01:05:41	Straylight	41.500	113	Mu Vel	2.6920	5000.0	83	26123	No
18	GOM_NL__2PRFIN20070228_011820_000000442056_00017_26123_5086.N1	28-FEB-2007 01:18:20	Tw_i_and_stray	43.500	48	30Alp Hya	1.9770	4100.0	87	26123	No
19	GOM_NL__2PRFIN20070228_012756_000000392056_00017_26123_5087.N1	28-FEB-2007 01:27:56	Bright	39.000	166	17Eps Leo	2.9800	6000.0	78	26123	No
20	GOM_NL__2PRFIN20070228_014622_000000342056_00017_26123_5088.N1	28-FEB-2007 01:46:22	Bright	34.000	49	1Alp UMi	1.9900	6300.0	68	26123	No
21	GOM_NL__2PRFIN20070228_015855_000000342056_00017_26123_5089.N1	28-FEB-2007 01:58:55	Bright	33.500	19	50Alp Cyg	1.2460	10500.	67	26123	No
22	GOM_NL__2PRFIN20070228_020029_000000352056_00017_26123_5090.N1	28-FEB-2007 02:00:29	Bright	34.500	66	37Gam Cyg	2.2080	5900.0	69	26123	No
23	GOM_NL__2PRFIN20070228_020900_000000382056_00017_26123_5091.N1	28-FEB-2007 02:09:00	Bright	38.000	168	17Zet Aql	2.9860	11000.	76	26123	No
24	GOM_NL__2PRFIN20070228_021845_000000412056_00017_26123_5092.N1	28-FEB-2007 02:18:45	Dark	40.500	155	41Pi Sgr	2.9000	6600.0	81	26123	No
25	GOM_NL__2PRFIN20070228_022033_000000412056_00017_26123_5093.N1	28-FEB-2007 02:20:33	Dark	40.500	57	34Sig Sgr	2.0660	26000.	81	26123	No
26	GOM_NL__2PRFIN20070228_022337_000000412056_00017_26123_5094.N1	28-FEB-2007 02:23:37	Dark	40.500	38	20Eps Sgr	1.8360	11000.	81	26123	No
27	GOM_NL__2PRFIN20070228_022623_000000442056_00017_26123_5095.N1	28-FEB-2007 02:26:23	Dark	43.500	25	35Lam Sco	1.6200	28000.	87	26123	No
28	GOM_NL__2PRFIN20070228_022858_000000402056_00017_26123_5096.N1	28-FEB-2007 02:28:58	Dark	39.500	147	Alp Ara	2.8770	26000.	79	26123	No
29	GOM_NL__2PRFIN20070228_023014_000000392056_00018_26124_5079.N1	28-FEB-2007 02:30:14	Dark	39.000	141	Bet Ara	2.8400	4600.0	78	26124	No
30	GOM_NL__2PRFIN20070228_023412_000000392056_00018_26124_5080.N1	28-FEB-2007 02:34:12	Dark	39.000	134	Bet TrA	2.8100	6600.0	78	26124	No
31	GOM_NL__2PRFIN20070228_023646_000000572056_00018_26124_5081.N1	28-FEB-2007 02:36:46	Dark	57.000	4	Alp1Cen	-0.010000	5800.0	114	26124	No
32	GOM_NL__2PRFIN20070228_023806_000000412056_00018_26124_5082.N1	28-FEB-2007 02:38:06	Dark	40.500	10	Bet Cen	0.61000	28000.	81	26124	No
33	GOM_NL__2PRFIN20070228_023928_000000382056_00018_26124_5083.N1	28-FEB-2007 02:39:28	Dark	37.500	112	Alp Mus	2.6880	26000.	75	26124	No
34	GOM_NL__2PRFIN20070228_024044_000000502056_00018_26124_5084.N1	28-FEB-2007 02:40:44	Dark	50.000	12	Alp1Cru	0.77500	30000.	100	26124	No
35	GOM_NL__2PRFIN20070228_024306_000000432056_00018_26124_5085.N1	28-FEB-2007 02:43:06	Dark	42.500	64	Gam Cen	2.2000	10600.	85	26124	No
36	GOM_NL__2PRFIN20070228_024617_000000422056_00018_26124_5086.N1	28-FEB-2007 02:46:17	Straylight	41.500	113	Mu Vel	2.6920	5000.0	83	26124	No
37	GOM_NL__2PRFIN20070228_025856_000000462056_00018_26124_5087.N1	28-FEB-2007 02:58:56	Tw_i_and_stray	45.500	48	30Alp Hya	1.9770	4100.0	91	26124	No
38	GOM_NL__2PRFIN20070228_030832_000000402056_00018_26124_5088.N1	28-FEB-2007 03:08:32	Bright	39.500	166	17Eps Leo	2.9800	6000.0	79	26124	No
39	GOM_NL__2PRFIN20070228_032658_000000332056_00018_26124_5089.N1	28-FEB-2007 03:26:58	Bright	32.500	49	1Alp UMi	1.9900	6300.0	65	26124	No
40	GOM_NL__2PRFIN20070228_033931_000000342056_00018_26124_5090.N1	28-FEB-2007 03:39:31	Bright	34.000	19	50Alp Cyg	1.2460	10500.	68	26124	No
41	GOM_NL__2PRFIN20070228_034105_000000352056_00018_26124_5091.N1	28-FEB-2007 03:41:05	Bright	35.000	66	37Gam Cyg	2.2080	5900.0	70	26124	No
42	GOM_NL__2PRFIN20070228_034936_000000392056_00018_26124_5092.N1	28-FEB-2007 03:49:36	Bright	38.500	168	17Zet Aql	2.9860	11000.	77	26124	No

43	GOM_NL__2PRFIN20070228_035922_000000422056_00018_26124_5093.N1	28-FEB-2007 03:59:22	Dark	42.000	155	41Pi Sgr	2.9000	6600.0	84	26124	No
44	GOM_NL__2PRFIN20070228_040110_000000422056_00018_26124_5094.N1	28-FEB-2007 04:01:10	Dark	41.500	57	34Sig Sgr	2.0660	26000.	83	26124	No
45	GOM_NL__2PRFIN20070228_040414_000000422056_00018_26124_5095.N1	28-FEB-2007 04:04:14	Dark	42.000	38	20Eps Sgr	1.8360	11000.	84	26124	No
46	GOM_NL__2PRFIN20070228_040700_000000432056_00018_26124_5096.N1	28-FEB-2007 04:07:00	Dark	43.000	25	35Lam Sco	1.6200	28000.	86	26124	No
47	GOM_NL__2PRFIN20070228_040934_000000402056_00018_26124_5097.N1	28-FEB-2007 04:09:34	Dark	39.500	147	Alp Ara	2.8770	26000.	79	26124	No
48	GOM_NL__2PRFIN20070228_041050_000000402056_00019_26125_5082.N1	28-FEB-2007 04:10:50	Dark	39.500	141	Bet Ara	2.8400	4600.0	79	26125	No
49	GOM_NL__2PRFIN20070228_041449_000000392056_00019_26125_5083.N1	28-FEB-2007 04:14:49	Dark	39.000	134	Bet TrA	2.8100	6600.0	78	26125	No
50	GOM_NL__2PRFIN20070228_041723_000000452056_00019_26125_5084.N1	28-FEB-2007 04:17:23	Dark	45.000	4	Alp1Cen	-0.010000	5800.0	90	26125	No
51	GOM_NL__2PRFIN20070228_041842_000000422056_00019_26125_5085.N1	28-FEB-2007 04:18:42	Dark	42.000	10	Bet Cen	0.61000	28000.	84	26125	No
52	GOM_NL__2PRFIN20070228_042004_000000382056_00019_26125_5086.N1	28-FEB-2007 04:20:04	Dark	37.500	112	Alp Mus	2.6880	26000.	75	26125	No
53	GOM_NL__2PRFIN20070228_042120_000000502056_00019_26125_5087.N1	28-FEB-2007 04:21:20	Dark	50.000	12	Alp1Cru	0.77500	30000.	100	26125	No
54	GOM_NL__2PRFIN20070228_042342_000000492056_00019_26125_5088.N1	28-FEB-2007 04:23:42	Dark	49.000	64	Gam Cen	2.2000	10600.	98	26125	No
55	GOM_NL__2PRFIN20070228_042653_000000402056_00019_26125_5089.N1	28-FEB-2007 04:26:53	Straylight	40.000	113	Mu Vel	2.6920	5000.0	80	26125	No
56	GOM_NL__2PRFIN20070228_043932_000000422056_00019_26125_5090.N1	28-FEB-2007 04:39:32	Tw_i_and_stray	42.000	48	30Alp Hya	1.9770	4100.0	84	26125	No
57	GOM_NL__2PRFIN20070228_044908_000000392056_00019_26125_5091.N1	28-FEB-2007 04:49:08	Bright	39.000	166	17Eps Leo	2.9800	6000.0	78	26125	No
58	GOM_NL__2PRFIN20070228_050734_000000362056_00019_26125_5092.N1	28-FEB-2007 05:07:34	Bright	35.500	49	1Alp UMi	1.9900	6300.0	71	26125	No
59	GOM_NL__2PRFIN20070228_052007_000000342056_00019_26125_5093.N1	28-FEB-2007 05:20:07	Bright	33.500	19	50Alp Cyg	1.2460	10500.	67	26125	No
60	GOM_NL__2PRFIN20070228_052141_000000352056_00019_26125_5094.N1	28-FEB-2007 05:21:41	Bright	34.500	66	37Gam Cyg	2.2080	5900.0	69	26125	No
61	GOM_NL__2PRFIN20070228_053012_000000392056_00019_26125_5095.N1	28-FEB-2007 05:30:12	Bright	38.500	168	17Zet Aql	2.9860	11000.	77	26125	No
62	GOM_NL__2PRFIN20070228_053958_000000412056_00019_26125_5096.N1	28-FEB-2007 05:39:58	Dark	40.500	155	41Pi Sgr	2.9000	6600.0	81	26125	No
63	GOM_NL__2PRFIN20070228_054146_000000432056_00019_26125_5097.N1	28-FEB-2007 05:41:46	Dark	43.000	57	34Sig Sgr	2.0660	26000.	86	26125	No
64	GOM_NL__2PRFIN20070228_054450_000000442056_00019_26125_5098.N1	28-FEB-2007 05:44:50	Dark	44.000	38	20Eps Sgr	1.8360	11000.	88	26125	No
65	GOM_NL__2PRFIN20070228_054737_000000502056_00019_26125_5099.N1	28-FEB-2007 05:47:37	Dark	49.500	25	35Lam Sco	1.6200	28000.	99	26125	No
66	GOM_NL__2PRFIN20070228_055011_000000392056_00019_26125_5100.N1	28-FEB-2007 05:50:11	Dark	38.500	147	Alp Ara	2.8770	26000.	77	26125	No
67	GOM_NL__2PRFIN20070228_073602_000000392056_00021_26127_5134.N1	28-FEB-2007 07:36:02	Dark	38.500	134	Bet TrA	2.8100	6600.0	77	26127	No
68	GOM_NL__2PRFIN20070228_073836_000000522056_00021_26127_5135.N1	28-FEB-2007 07:38:36	Dark	51.500	4	Alp1Cen	-0.010000	5800.0	103	26127	No
69	GOM_NL__2PRFIN20070228_073955_000000462056_00021_26127_5136.N1	28-FEB-2007 07:39:55	Dark	46.000	10	Bet Cen	0.61000	28000.	92	26127	No
70	GOM_NL__2PRFIN20070228_074117_000000382056_00021_26127_5137.N1	28-FEB-2007 07:41:17	Dark	37.500	112	Alp Mus	2.6880	26000.	75	26127	No
71	GOM_NL__2PRFIN20070228_074233_000000452056_00021_26127_5138.N1	28-FEB-2007 07:42:33	Dark	44.500	12	Alp1Cru	0.77500	30000.	89	26127	No
72	GOM_NL__2PRFIN20070228_074456_000000452056_00021_26127_5139.N1	28-FEB-2007 07:44:56	Dark	44.500	64	Gam Cen	2.2000	10600.	89	26127	No
73	GOM_NL__2PRFIN20070228_074806_000000412056_00021_26127_5140.N1	28-FEB-2007 07:48:06	Straylight	41.000	113	Mu Vel	2.6920	5000.0	82	26127	No
74	GOM_NL__2PRFIN20070228_080044_000000432056_00021_26127_5141.N1	28-FEB-2007 08:00:44	Tw_i_and_stray	42.500	48	30Alp Hya	1.9770	4100.0	85	26127	No
75	GOM_NL__2PRFIN20070228_081020_000000402056_00021_26127_5142.N1	28-FEB-2007 08:10:20	Bright	39.500	166	17Eps Leo	2.9800	6000.0	79	26127	No
76	GOM_NL__2PRFIN20070228_082846_000000362056_00021_26127_5143.N1	28-FEB-2007 08:28:46	Bright	35.500	49	1Alp UMi	1.9900	6300.0	71	26127	No
77	GOM_NL__2PRFIN20070228_084119_000000352056_00021_26127_5144.N1	28-FEB-2007 08:41:19	Bright	34.500	19	50Alp Cyg	1.2460	10500.	69	26127	No
78	GOM_NL__2PRFIN20070228_084253_000000352056_00021_26127_5145.N1	28-FEB-2007 08:42:53	Bright	34.500	66	37Gam Cyg	2.2080	5900.0	69	26127	No
79	GOM_NL__2PRFIN20070228_085125_000000382056_00021_26127_5146.N1	28-FEB-2007 08:51:25	Bright	38.000	168	17Zet Aql	2.9860	11000.	76	26127	No
80	GOM_NL__2PRFIN20070228_090111_000000412056_00021_26127_5147.N1	28-FEB-2007 09:01:11	Dark	41.000	155	41Pi Sgr	2.9000	6600.0	82	26127	No
81	GOM_NL__2PRFIN20070228_090259_000000412056_00021_26127_5148.N1	28-FEB-2007 09:02:59	Dark	41.000	57	34Sig Sgr	2.0660	26000.	82	26127	No
82	GOM_NL__2PRFIN20070228_090604_000000452056_00021_26127_5149.N1	28-FEB-2007 09:06:04	Dark	44.500	38	20Eps Sgr	1.8360	11000.	89	26127	No
83	GOM_NL__2PRFIN20070228_090851_000000462056_00021_26127_5150.N1	28-FEB-2007 09:08:51	Dark	45.500	25	35Lam Sco	1.6200	28000.	91	26127	No
84	GOM_NL__2PRFIN20070228_091638_000000382056_00022_26128_5156.N1	28-FEB-2007 09:16:38	Dark	37.500	134	Bet TrA	2.8100	6600.0	75	26128	No
85	GOM_NL__2PRFIN20070228_091912_000000522056_00022_26128_5157.N1	28-FEB-2007 09:19:12	Dark	51.500	4	Alp1Cen	-0.010000	5800.0	103	26128	No
86	GOM_NL__2PRFIN20070228_092032_000000412056_00022_26128_5158.N1	28-FEB-2007 09:20:32	Dark	40.500	10	Bet Cen	0.61000	28000.	81	26128	No
87	GOM_NL__2PRFIN20070228_092154_000000372056_00022_26128_5159.N1	28-FEB-2007 09:21:54	Dark	36.500	112	Alp Mus	2.6880	26000.	73	26128	No
88	GOM_NL__2PRFIN20070228_092309_000000472056_00022_26128_5160.N1	28-FEB-2007 09:23:09	Dark	46.500	12	Alp1Cru	0.77500	30000.	93	26128	No
89	GOM_NL__2PRFIN20070228_092532_000000462056_00022_26128_5161.N1	28-FEB-2007 09:25:32	Dark	45.500	64	Gam Cen	2.2000	10600.	91	26128	No
90	GOM_NL__2PRFIN20070228_092842_000000412056_00022_26128_5162.N1	28-FEB-2007 09:28:42	Straylight	40.500	113	Mu Vel	2.6920	5000.0	81	26128	No
91	GOM_NL__2PRFIN20070228_094120_000000462056_00022_26128_5163.N1	28-FEB-2007 09:41:20	Tw_i_and_stray	45.500	48	30Alp Hya	1.9770	4100.0	91	26128	No
92	GOM_NL__2PRFIN20070228_095055_000000392056_00022_26128_5164.N1	28-FEB-2007 09:50:55	Bright	39.000	166	17Eps Leo	2.9800	6000.0	78	26128	No
93	GOM_NL__2PRFIN20070228_100922_000000372056_00022_26128_5165.N1	28-FEB-2007 10:09:22	Bright	36.500	49	1Alp UMi	1.9900	6300.0	73	26128	No
94	GOM_NL__2PRFIN20070228_102155_000000342056_00022_26128_5166.N1	28-FEB-2007 10:21:55	Bright	33.500	19	50Alp Cyg	1.2460	10500.	67	26128	No
95	GOM_NL__2PRFIN20070228_102329_000000342056_00022_26128_5167.N1	28-FEB-2007 10:23:29	Bright	33.500	66	37Gam Cyg	2.2080	5900.0	67	26128	No
96	GOM_NL__2PRFIN20070228_103201_000000392056_00022_26128_5168.N1	28-FEB-2007 10:32:01	Bright	39.000	168	17Zet Aql	2.9860	11000.	78	26128	No
97	GOM_NL__2PRFIN20070228_104147_000000402056_00022_26128_5169.N1	28-FEB-2007 10:41:47	Dark	39.500	155	41Pi Sgr	2.9000	6600.0	79	26128	No
98	GOM_NL__2PRFIN20070228_104335_000000432056_00022_26128_5170.N1	28-FEB-2007 10:43:35	Dark	42.500	57	34Sig Sgr	2.0660	26000.	85	26128	No
99	GOM_NL__2PRFIN20070228_104640_000000432056_00022_26128_5171.N1	28-FEB-2007 10:46:40	Dark	43.000	38	20Eps Sgr	1.8360	11000.	86	26128	No
100	GOM_NL__2PRFIN20070228_104927_000000512056_00022_26128_5172.N1	28-FEB-2007 10:49:27	Dark	50.500	25	35Lam Sco	1.6200	28000.	101	26128	No
101	GOM_NL__2PRFIN20070228_105316_000000402056_00023_26129_5180.N1	28-FEB-2007 10:53:16	Dark	39.500	141	Bet Ara	2.8400	4600.0	79	26129	No

102	GOM_NL__2PRFIN20070228_105715_000000392056_00023_26129_5181.N1	28-FEB-2007 10:57:15	Dark	38.500	134	Bet TrA	2.8100	6600.0	77	26129	No
103	GOM_NL__2PRFIN20070228_105949_000000432056_00023_26129_5182.N1	28-FEB-2007 10:59:49	Dark	43.000	4	Alp1Cen	-0.010000	5800.0	86	26129	No
104	GOM_NL__2PRFIN20070228_110108_000000412056_00023_26129_5183.N1	28-FEB-2007 11:01:08	Dark	41.000	10	Bet Cen	0.61000	28000.	82	26129	No
105	GOM_NL__2PRFIN20070228_110230_000000382056_00023_26129_5184.N1	28-FEB-2007 11:02:30	Dark	37.500	112	Alp Mus	2.6880	26000.	75	26129	No
106	GOM_NL__2PRFIN20070228_110345_000000452056_00023_26129_5185.N1	28-FEB-2007 11:03:45	Dark	44.500	12	Alp1Cru	0.77500	30000.	89	26129	No
107	GOM_NL__2PRFIN20070228_110609_000000462056_00023_26129_5186.N1	28-FEB-2007 11:06:09	Dark	45.500	64	Gam Cen	2.2000	10600.	91	26129	No
108	GOM_NL__2PRFIN20070228_110918_000000432056_00023_26129_5187.N1	28-FEB-2007 11:09:18	Straylight	43.000	113	Mu Vel	2.6920	5000.0	86	26129	No
109	GOM_NL__2PRFIN20070228_112156_000000462056_00023_26129_5188.N1	28-FEB-2007 11:21:56	Tw_i_and_stray	45.500	48	30Alp Hya	1.9770	4100.0	91	26129	No
110	GOM_NL__2PRFIN20070228_113131_000000392056_00023_26129_5189.N1	28-FEB-2007 11:31:31	Bright	38.500	166	17Eps Leo	2.9800	6000.0	77	26129	No
111	GOM_NL__2PRFIN20070228_114958_000000362056_00023_26129_5190.N1	28-FEB-2007 11:49:58	Bright	36.000	49	1Alp UMi	1.9900	6300.0	72	26129	No
112	GOM_NL__2PRFIN20070228_120231_000000362056_00023_26129_5191.N1	28-FEB-2007 12:02:31	Bright	36.000	19	50Alp Cyg	1.2460	10500.	72	26129	No
113	GOM_NL__2PRFIN20070228_120405_000000372056_00023_26129_5192.N1	28-FEB-2007 12:04:05	Bright	36.500	66	37Gam Cyg	2.2080	5900.0	73	26129	No
114	GOM_NL__2PRFIN20070228_121237_000000382056_00023_26129_5193.N1	28-FEB-2007 12:12:37	Bright	38.000	168	17Zet Aql	2.9860	11000.	76	26129	No
115	GOM_NL__2PRFIN20070228_122223_000000422056_00023_26129_5194.N1	28-FEB-2007 12:22:23	Dark	42.000	155	41Pi Sgr	2.9000	6600.0	84	26129	No
116	GOM_NL__2PRFIN20070228_122412_000000422056_00023_26129_5195.N1	28-FEB-2007 12:24:12	Dark	42.000	57	34Sig Sgr	2.0660	26000.	84	26129	No
117	GOM_NL__2PRFIN20070228_122716_000000442056_00023_26129_5196.N1	28-FEB-2007 12:27:16	Dark	43.500	38	20Eps Sgr	1.8360	11000.	87	26129	No
118	GOM_NL__2PRFIN20070228_123004_000000462056_00023_26129_5197.N1	28-FEB-2007 12:30:04	Dark	45.500	25	35Lam Sco	1.6200	28000.	91	26129	No
119	GOM_NL__2PRFIN20070228_123352_000000402056_00024_26130_5303.N1	28-FEB-2007 12:33:52	Dark	40.000	141	Bet Ara	2.8400	4600.0	80	26130	No
120	GOM_NL__2PRFIN20070228_123751_000000392056_00024_26130_5304.N1	28-FEB-2007 12:37:51	Dark	39.000	134	Bet TrA	2.8100	6600.0	78	26130	No
121	GOM_NL__2PRFIN20070228_124025_000000432056_00024_26130_5305.N1	28-FEB-2007 12:40:25	Dark	43.000	4	Alp1Cen	-0.010000	5800.0	86	26130	No
122	GOM_NL__2PRFIN20070228_124145_000000412056_00024_26130_5306.N1	28-FEB-2007 12:41:45	Dark	40.500	10	Bet Cen	0.61000	28000.	81	26130	No
123	GOM_NL__2PRFIN20070228_124306_000000372056_00024_26130_5307.N1	28-FEB-2007 12:43:06	Dark	36.500	112	Alp Mus	2.6880	26000.	73	26130	No
124	GOM_NL__2PRFIN20070228_124422_000000442056_00024_26130_5308.N1	28-FEB-2007 12:44:22	Dark	43.500	12	Alp1Cru	0.77500	30000.	87	26130	No
125	GOM_NL__2PRFIN20070228_124645_000000442056_00024_26130_5309.N1	28-FEB-2007 12:46:45	Dark	44.000	64	Gam Cen	2.2000	10600.	88	26130	No
126	GOM_NL__2PRFIN20070228_124954_000000442056_00024_26130_5310.N1	28-FEB-2007 12:49:54	Straylight	43.500	113	Mu Vel	2.6920	5000.0	87	26130	No
127	GOM_NL__2PRFIN20070228_130232_000000482056_00024_26130_5311.N1	28-FEB-2007 13:02:32	Tw_i_and_stray	47.500	48	30Alp Hya	1.9770	4100.0	95	26130	No
128	GOM_NL__2PRFIN20070228_131207_000000402056_00024_26130_5312.N1	28-FEB-2007 13:12:07	Bright	39.500	166	17Eps Leo	2.9800	6000.0	79	26130	No
129	GOM_NL__2PRFIN20070228_133034_000000342056_00024_26130_5313.N1	28-FEB-2007 13:30:34	Bright	33.500	49	1Alp UMi	1.9900	6300.0	67	26130	No
130	GOM_NL__2PRFIN20070228_134307_000000352056_00024_26130_5314.N1	28-FEB-2007 13:43:07	Bright	35.000	19	50Alp Cyg	1.2460	10500.	70	26130	No
131	GOM_NL__2PRFIN20070228_134441_000000352056_00024_26130_5315.N1	28-FEB-2007 13:44:41	Bright	34.500	66	37Gam Cyg	2.2080	5900.0	69	26130	No
132	GOM_NL__2PRFIN20070228_135313_000000442056_00024_26130_5316.N1	28-FEB-2007 13:53:13	Bright	43.500	168	17Zet Aql	2.9860	11000.	87	26130	No
133	GOM_NL__2PRFIN20070228_140300_000000432056_00024_26130_5317.N1	28-FEB-2007 14:03:00	Dark	42.500	155	41Pi Sgr	2.9000	6600.0	85	26130	No
134	GOM_NL__2PRFIN20070228_140448_000000412056_00024_26130_5318.N1	28-FEB-2007 14:04:48	Dark	40.500	57	34Sig Sgr	2.0660	26000.	81	26130	No
135	GOM_NL__2PRFIN20070228_140753_000000422056_00024_26130_5319.N1	28-FEB-2007 14:07:53	Dark	42.000	38	20Eps Sgr	1.8360	11000.	84	26130	No
136	GOM_NL__2PRFIN20070228_141429_000000412056_00025_26131_5324.N1	28-FEB-2007 14:14:29	Dark	41.000	141	Bet Ara	2.8400	4600.0	82	26131	No
137	GOM_NL__2PRFIN20070228_141828_000000402056_00025_26131_5325.N1	28-FEB-2007 14:18:28	Dark	39.500	134	Bet TrA	2.8100	6600.0	79	26131	No
138	GOM_NL__2PRFIN20070228_142102_000000522056_00025_26131_5326.N1	28-FEB-2007 14:21:02	Dark	51.500	4	Alp1Cen	-0.010000	5800.0	103	26131	No
139	GOM_NL__2PRFIN20070228_142221_000000452056_00025_26131_5327.N1	28-FEB-2007 14:22:21	Dark	45.000	10	Bet Cen	0.61000	28000.	90	26131	No
140	GOM_NL__2PRFIN20070228_142342_000000372056_00025_26131_5328.N1	28-FEB-2007 14:23:42	Dark	37.000	112	Alp Mus	2.6880	26000.	74	26131	No
141	GOM_NL__2PRFIN20070228_142458_000000502056_00025_26131_5329.N1	28-FEB-2007 14:24:58	Dark	49.500	12	Alp1Cru	0.77500	30000.	99	26131	No
142	GOM_NL__2PRFIN20070228_142722_000000422056_00025_26131_5330.N1	28-FEB-2007 14:27:22	Dark	42.000	64	Gam Cen	2.2000	10600.	84	26131	No
143	GOM_NL__2PRFIN20070228_143031_000000392056_00025_26131_5331.N1	28-FEB-2007 14:30:31	Straylight	38.500	113	Mu Vel	2.6920	5000.0	77	26131	No
144	GOM_NL__2PRFIN20070228_144308_000000452056_00025_26131_5332.N1	28-FEB-2007 14:43:08	Tw_i_and_stray	45.000	48	30Alp Hya	1.9770	4100.0	90	26131	No
145	GOM_NL__2PRFIN20070228_145242_000000392056_00025_26131_5333.N1	28-FEB-2007 14:52:42	Bright	38.500	166	17Eps Leo	2.9800	6000.0	77	26131	No
146	GOM_NL__2PRFIN20070228_151109_000000372056_00025_26131_5334.N1	28-FEB-2007 15:11:09	Bright	36.500	49	1Alp UMi	1.9900	6300.0	73	26131	No
147	GOM_NL__2PRFIN20070228_152343_000000362056_00025_26131_5335.N1	28-FEB-2007 15:23:43	Bright	35.500	19	50Alp Cyg	1.2460	10500.	71	26131	No
148	GOM_NL__2PRFIN20070228_152517_000000332056_00025_26131_5336.N1	28-FEB-2007 15:25:17	Bright	33.000	66	37Gam Cyg	2.2080	5900.0	66	26131	No
149	GOM_NL__2PRFIN20070228_153350_000000392056_00025_26131_5337.N1	28-FEB-2007 15:33:50	Bright	38.500	168	17Zet Aql	2.9860	11000.	77	26131	No
150	GOM_NL__2PRFIN20070228_154336_000000412056_00025_26131_5338.N1	28-FEB-2007 15:43:36	Dark	40.500	155	41Pi Sgr	2.9000	6600.0	81	26131	No
151	GOM_NL__2PRFIN20070228_154524_000000412056_00025_26131_5339.N1	28-FEB-2007 15:45:24	Dark	40.500	57	34Sig Sgr	2.0660	26000.	81	26131	No
152	GOM_NL__2PRFIN20070228_154830_000000442056_00025_26131_5340.N1	28-FEB-2007 15:48:30	Dark	44.000	38	20Eps Sgr	1.8360	11000.	88	26131	No
153	GOM_NL__2PRFIN20070228_155118_000000432056_00025_26131_5341.N1	28-FEB-2007 15:51:18	Dark	42.500	25	35Lam Sco	1.6200	28000.	85	26131	No
154	GOM_NL__2PRFIN20070228_155505_000000392056_00026_26132_5897.N1	28-FEB-2007 15:55:05	Dark	38.500	141	Bet Ara	2.8400	4600.0	77	26132	No
155	GOM_NL__2PRFIN20070228_155904_000000402056_00026_26132_5898.N1	28-FEB-2007 15:59:04	Dark	39.500	134	Bet TrA	2.8100	6600.0	79	26132	No
156	GOM_NL__2PRFIN20070228_160023_000000372056_00026_26132_5899.N1	28-FEB-2007 16:00:23	Dark	37.000	145	Gam TrA	2.8720	10600.	74	26132	No
157	GOM_NL__2PRFIN20070228_160138_000000452056_00026_26132_5900.N1	28-FEB-2007 16:01:38	Dark	44.500	4	Alp1Cen	-0.010000	5800.0	89	26132	No
158	GOM_NL__2PRFIN20070228_160258_000000452056_00026_26132_5901.N1	28-FEB-2007 16:02:58	Dark	44.500	10	Bet Cen	0.61000	28000.	89	26132	No
159	GOM_NL__2PRFIN20070228_160534_000000402056_00026_26132_5902.N1	28-FEB-2007 16:05:34	Dark	39.500	12	Alp1Cru	0.77500	30000.	79	26132	No
160	GOM_NL__2PRFIN20070228_160758_000000442056_00026_26132_5903.N1	28-FEB-2007 16:07:58	Dark	43.500	64	Gam Cen	2.2000	10600.	87	26132	No

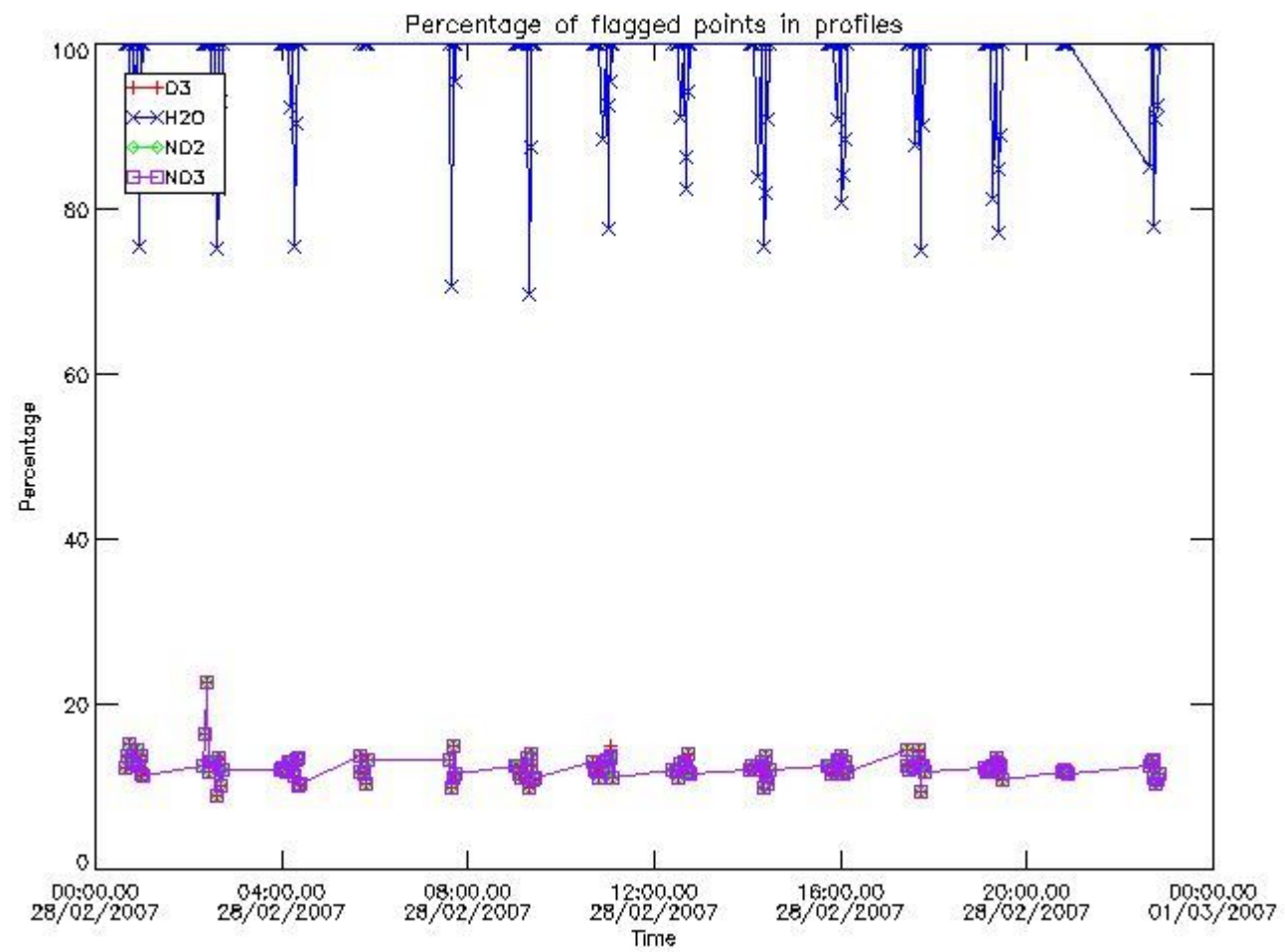
161	GOM_NL__2PRFIN20070228_161107_000000412056_00026_26132_5904.N1	28-FEB-2007 16:11:07	Straylight	41.000	113	Mu Vel	2.6920	5000.0	82	26132	No
162	GOM_NL__2PRFIN20070228_162344_000000452056_00026_26132_5905.N1	28-FEB-2007 16:23:44	Twl_and_stray	44.500	48	30Alp Hya	1.9770	4100.0	89	26132	No
163	GOM_NL__2PRFIN20070228_163318_000000392056_00026_26132_5906.N1	28-FEB-2007 16:33:18	Bright	38.500	166	17Eps Leo	2.9800	6000.0	77	26132	No
164	GOM_NL__2PRFIN20070228_165145_000000362056_00026_26132_5907.N1	28-FEB-2007 16:51:45	Bright	35.500	49	1Alp UMi	1.9900	6300.0	71	26132	No
165	GOM_NL__2PRFIN20070228_170419_000000372056_00026_26132_5908.N1	28-FEB-2007 17:04:19	Bright	37.000	19	50Alp Cyg	1.2460	10500.	74	26132	No
166	GOM_NL__2PRFIN20070228_170553_000000342056_00026_26132_5909.N1	28-FEB-2007 17:05:53	Bright	34.000	66	37Gam Cyg	2.2080	5900.0	68	26132	No
167	GOM_NL__2PRFIN20070228_171426_000000382056_00026_26132_5910.N1	28-FEB-2007 17:14:26	Bright	37.500	168	17Zet Aql	2.9860	11000.	75	26132	No
168	GOM_NL__2PRFIN20070228_172413_000000392056_00026_26132_5911.N1	28-FEB-2007 17:24:13	Dark	39.000	155	41Pi Sgr	2.9000	6600.0	78	26132	No
169	GOM_NL__2PRFIN20070228_172601_000000412056_00026_26132_5912.N1	28-FEB-2007 17:26:01	Dark	40.500	57	34Sig Sgr	2.0660	26000.	81	26132	No
170	GOM_NL__2PRFIN20070228_172906_000000432056_00026_26132_5913.N1	28-FEB-2007 17:29:06	Dark	42.500	38	20Eps Sgr	1.8360	11000.	85	26132	No
171	GOM_NL__2PRFIN20070228_173154_000000432056_00026_26132_5914.N1	28-FEB-2007 17:31:54	Dark	43.000	25	35Lam Sco	1.6200	28000.	86	26132	No
172	GOM_NL__2PRFIN20070228_173542_000000422056_00027_26133_5487.N1	28-FEB-2007 17:35:42	Dark	41.500	141	Bet Ara	2.8400	4600.0	83	26133	No
173	GOM_NL__2PRFIN20070228_173941_000000392056_00027_26133_5488.N1	28-FEB-2007 17:39:41	Dark	38.500	134	Bet TrA	2.8100	6600.0	77	26133	No
174	GOM_NL__2PRFIN20070228_174059_000000382056_00027_26133_5489.N1	28-FEB-2007 17:40:59	Dark	37.500	145	Gam TrA	2.8720	10600.	75	26133	No
175	GOM_NL__2PRFIN20070228_174215_000000552056_00027_26133_5490.N1	28-FEB-2007 17:42:15	Dark	54.500	4	Alp1Cen	-0.010000	5800.0	109	26133	No
176	GOM_NL__2PRFIN20070228_174334_000000412056_00027_26133_5491.N1	28-FEB-2007 17:43:34	Dark	41.000	10	Bet Cen	0.61000	28000.	82	26133	No
177	GOM_NL__2PRFIN20070228_174611_000000412056_00027_26133_5492.N1	28-FEB-2007 17:46:11	Dark	40.500	12	Alp1Cru	0.77500	30000.	81	26133	No
178	GOM_NL__2PRFIN20070228_174835_000000442056_00027_26133_5493.N1	28-FEB-2007 17:48:35	Dark	43.500	64	Gam Cen	2.2000	10600.	87	26133	No
179	GOM_NL__2PRFIN20070228_175143_000000402056_00027_26133_5494.N1	28-FEB-2007 17:51:43	Straylight	39.500	113	Mu Vel	2.6920	5000.0	79	26133	No
180	GOM_NL__2PRFIN20070228_180420_000000462056_00027_26133_5495.N1	28-FEB-2007 18:04:20	Twl_and_stray	46.000	48	30Alp Hya	1.9770	4100.0	92	26133	No
181	GOM_NL__2PRFIN20070228_181354_000000382056_00027_26133_5496.N1	28-FEB-2007 18:13:54	Bright	38.000	166	17Eps Leo	2.9800	6000.0	76	26133	No
182	GOM_NL__2PRFIN20070228_183222_000000362056_00027_26133_5497.N1	28-FEB-2007 18:32:22	Bright	35.500	49	1Alp UMi	1.9900	6300.0	71	26133	No
183	GOM_NL__2PRFIN20070228_184456_000000342056_00027_26133_5498.N1	28-FEB-2007 18:44:56	Bright	33.500	19	50Alp Cyg	1.2460	10500.	67	26133	No
184	GOM_NL__2PRFIN20070228_184630_000000352056_00027_26133_5499.N1	28-FEB-2007 18:46:30	Bright	34.500	66	37Gam Cyg	2.2080	5900.0	69	26133	No
185	GOM_NL__2PRFIN20070228_185502_000000402056_00027_26133_5500.N1	28-FEB-2007 18:55:02	Bright	39.500	168	17Zet Aql	2.9860	11000.	79	26133	No
186	GOM_NL__2PRFIN20070228_190449_000000422056_00027_26133_5501.N1	28-FEB-2007 19:04:49	Dark	41.500	155	41Pi Sgr	2.9000	6600.0	83	26133	No
187	GOM_NL__2PRFIN20070228_190637_000000432056_00027_26133_5502.N1	28-FEB-2007 19:06:37	Dark	43.000	57	34Sig Sgr	2.0660	26000.	86	26133	No
188	GOM_NL__2PRFIN20070228_190943_000000422056_00027_26133_5503.N1	28-FEB-2007 19:09:43	Dark	42.000	38	20Eps Sgr	1.8360	11000.	84	26133	No
189	GOM_NL__2PRFIN20070228_191231_000000442056_00027_26133_5504.N1	28-FEB-2007 19:12:31	Dark	43.500	25	35Lam Sco	1.6200	28000.	87	26133	No
190	GOM_NL__2PRFIN20070228_191618_000000412056_00028_26134_5527.N1	28-FEB-2007 19:16:18	Dark	40.500	141	Bet Ara	2.8400	4600.0	81	26134	No
191	GOM_NL__2PRFIN20070228_192017_000000392056_00028_26134_5528.N1	28-FEB-2007 19:20:17	Dark	39.000	134	Bet TrA	2.8100	6600.0	78	26134	No
192	GOM_NL__2PRFIN20070228_192135_000000382056_00028_26134_5529.N1	28-FEB-2007 19:21:35	Dark	37.500	145	Gam TrA	2.8720	10600.	75	26134	No
193	GOM_NL__2PRFIN20070228_192251_000000442056_00028_26134_5530.N1	28-FEB-2007 19:22:51	Dark	44.000	4	Alp1Cen	-0.010000	5800.0	88	26134	No
194	GOM_NL__2PRFIN20070228_192411_000000442056_00028_26134_5531.N1	28-FEB-2007 19:24:11	Dark	43.500	10	Bet Cen	0.61000	28000.	87	26134	No
195	GOM_NL__2PRFIN20070228_192647_000000412056_00028_26134_5532.N1	28-FEB-2007 19:26:47	Dark	41.000	12	Alp1Cru	0.77500	30000.	82	26134	No
196	GOM_NL__2PRFIN20070228_192912_000000472056_00028_26134_5533.N1	28-FEB-2007 19:29:12	Dark	47.000	64	Gam Cen	2.2000	10600.	94	26134	No
197	GOM_NL__2PRFIN20070228_193220_000000382056_00028_26134_5534.N1	28-FEB-2007 19:32:20	Straylight	38.000	113	Mu Vel	2.6920	5000.0	76	26134	No
198	GOM_NL__2PRFIN20070228_194456_000000442056_00028_26134_5535.N1	28-FEB-2007 19:44:56	Twl_and_stray	43.500	48	30Alp Hya	1.9770	4100.0	87	26134	No
199	GOM_NL__2PRFIN20070228_195430_000000382056_00028_26134_5536.N1	28-FEB-2007 19:54:30	Bright	37.500	166	17Eps Leo	2.9800	6000.0	75	26134	No
200	GOM_NL__2PRFIN20070228_201258_000000342056_00028_26134_5537.N1	28-FEB-2007 20:12:58	Bright	34.000	49	1Alp UMi	1.9900	6300.0	68	26134	No
201	GOM_NL__2PRFIN20070228_202532_000000362056_00028_26134_5538.N1	28-FEB-2007 20:25:32	Bright	36.000	19	50Alp Cyg	1.2460	10500.	72	26134	No
202	GOM_NL__2PRFIN20070228_202706_000000412056_00028_26134_5539.N1	28-FEB-2007 20:27:06	Bright	41.000	66	37Gam Cyg	2.2080	5900.0	82	26134	No
203	GOM_NL__2PRFIN20070228_203539_000000432056_00028_26134_5540.N1	28-FEB-2007 20:35:39	Bright	43.000	168	17Zet Aql	2.9860	11000.	86	26134	No
204	GOM_NL__2PRFIN20070228_204525_000000432056_00028_26134_5541.N1	28-FEB-2007 20:45:25	Dark	43.000	155	41Pi Sgr	2.9000	6600.0	86	26134	No
205	GOM_NL__2PRFIN20070228_204714_000000422056_00028_26134_5542.N1	28-FEB-2007 20:47:14	Dark	42.000	57	34Sig Sgr	2.0660	26000.	84	26134	No
206	GOM_NL__2PRFIN20070228_205019_000000442056_00028_26134_5543.N1	28-FEB-2007 20:50:19	Dark	43.500	38	20Eps Sgr	1.8360	11000.	87	26134	No
207	GOM_NL__2PRFIN20070228_205308_000000442056_00028_26134_5544.N1	28-FEB-2007 20:53:08	Dark	44.000	25	35Lam Sco	1.6200	28000.	88	26134	No
208	GOM_NL__2PRFIN20070228_223731_000000412056_00030_26136_5656.N1	28-FEB-2007 22:37:31	Dark	40.500	141	Bet Ara	2.8400	4600.0	81	26136	No
209	GOM_NL__2PRFIN20070228_224130_000000392056_00030_26136_5657.N1	28-FEB-2007 22:41:30	Dark	39.000	134	Bet TrA	2.8100	6600.0	78	26136	No
210	GOM_NL__2PRFIN20070228_224248_000000392056_00030_26136_5658.N1	28-FEB-2007 22:42:48	Dark	38.500	145	Gam TrA	2.8720	10600.	77	26136	No
211	GOM_NL__2PRFIN20070228_224404_000000462056_00030_26136_5659.N1	28-FEB-2007 22:44:04	Dark	45.500	4	Alp1Cen	-0.010000	5800.0	91	26136	No
212	GOM_NL__2PRFIN20070228_224524_000000502056_00030_26136_5660.N1	28-FEB-2007 22:45:24	Dark	49.500	10	Bet Cen	0.61000	28000.	99	26136	No
213	GOM_NL__2PRFIN20070228_224800_000000482056_00030_26136_5661.N1	28-FEB-2007 22:48:00	Dark	47.500	12	Alp1Cru	0.77500	30000.	95	26136	No
214	GOM_NL__2PRFIN20070228_225025_000000442056_00030_26136_5662.N1	28-FEB-2007 22:50:25	Dark	44.000	64	Gam Cen	2.2000	10600.	88	26136	No
215	GOM_NL__2PRFIN20070228_225332_000000402056_00030_26136_5663.N1	28-FEB-2007 22:53:32	Straylight	39.500	113	Mu Vel	2.6920	5000.0	79	26136	No
216	GOM_NL__2PRFIN20070228_230608_000000432056_00030_26136_5664.N1	28-FEB-2007 23:06:08	Twl_and_stray	43.000	48	30Alp Hya	1.9770	4100.0	86	26136	No
217	GOM_NL__2PRFIN20070228_231541_000000382056_00030_26136_5665.N1	28-FEB-2007 23:15:41	Bright	37.500	166	17Eps Leo	2.9800	6000.0	75	26136	No
218	GOM_NL__2PRFIN20070228_233409_000000342056_00030_26136_5666.N1	28-FEB-2007 23:34:09	Bright	34.000	49	1Alp UMi	1.9900	6300.0	68	26136	No
219	GOM_NL__2PRFIN20070228_234644_000000352056_00030_26136_5667.N1	28-FEB-2007 23:46:44	Bright	35.000	19	50Alp Cyg	1.2460	10500.	70	26136	No

220	GOM_NL__2PRFIN20070228_234818_000000332056_00030_26136_5668.N1	28-FEB-2007 23:48:18	Bright	33.000	66	37Gam Cyg	2.2080	5900.0	66	26136	No
221	GOM_NL__2PRFIN20070228_235651_000000392056_00030_26136_5669.N1	28-FEB-2007 23:56:51	Bright	39.000	168	17Zet Aql	2.9860	11000.	78	26136	No

3. Quality information per product

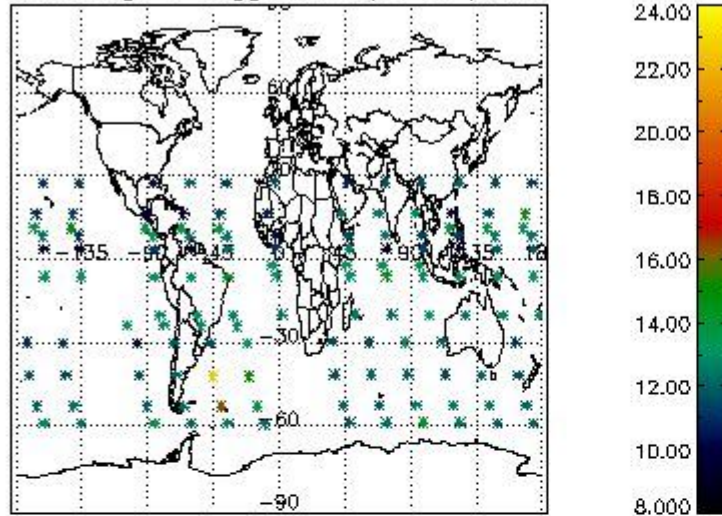
In this section it is plotted some information contained in the Quality Summary data set of the level 2 products. Only products in dark limb conditions and without errors (error flag in the MPH set to "0") are used.

3.1 Plot quality information per product (time dependant)

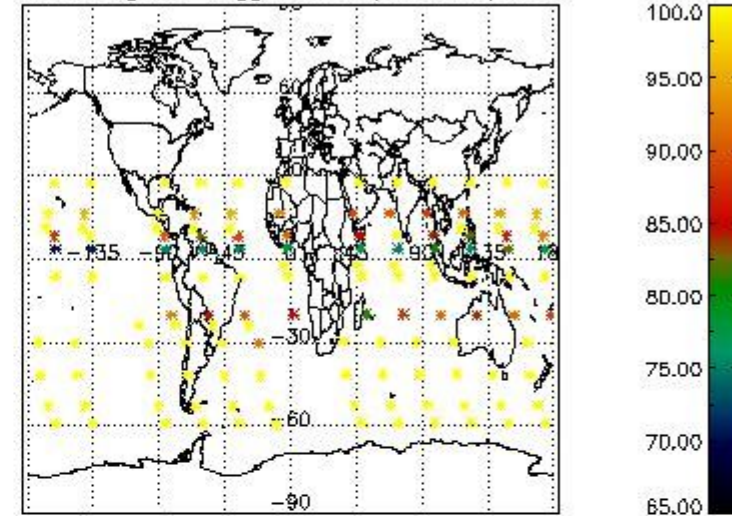


3.2 Plot quality information per product (world map)

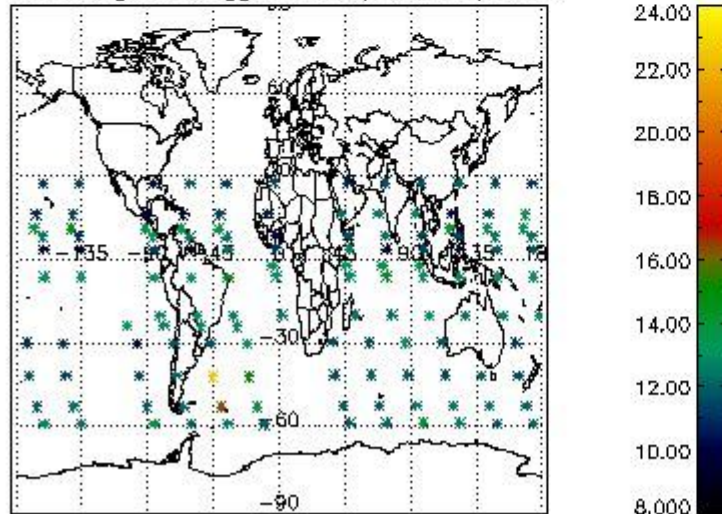
Percentage of flagged data per O3 profile



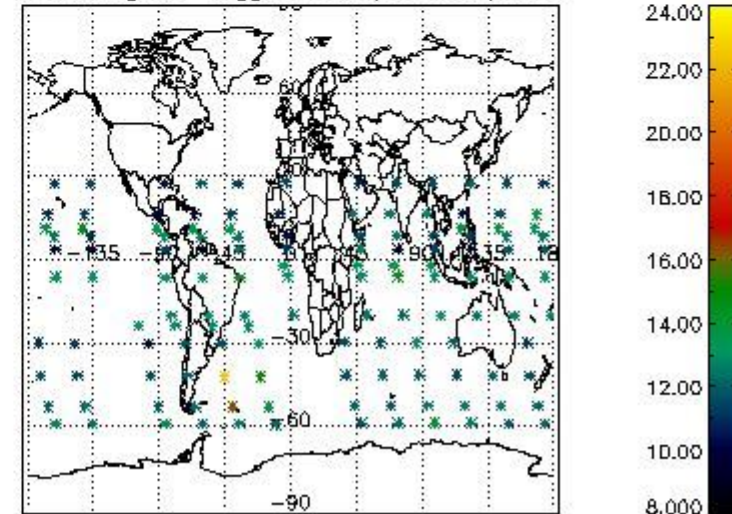
Percentage of flagged data per H2O profile



Percentage of flagged data per NO2 profile



Percentage of flagged data per NO3 profile

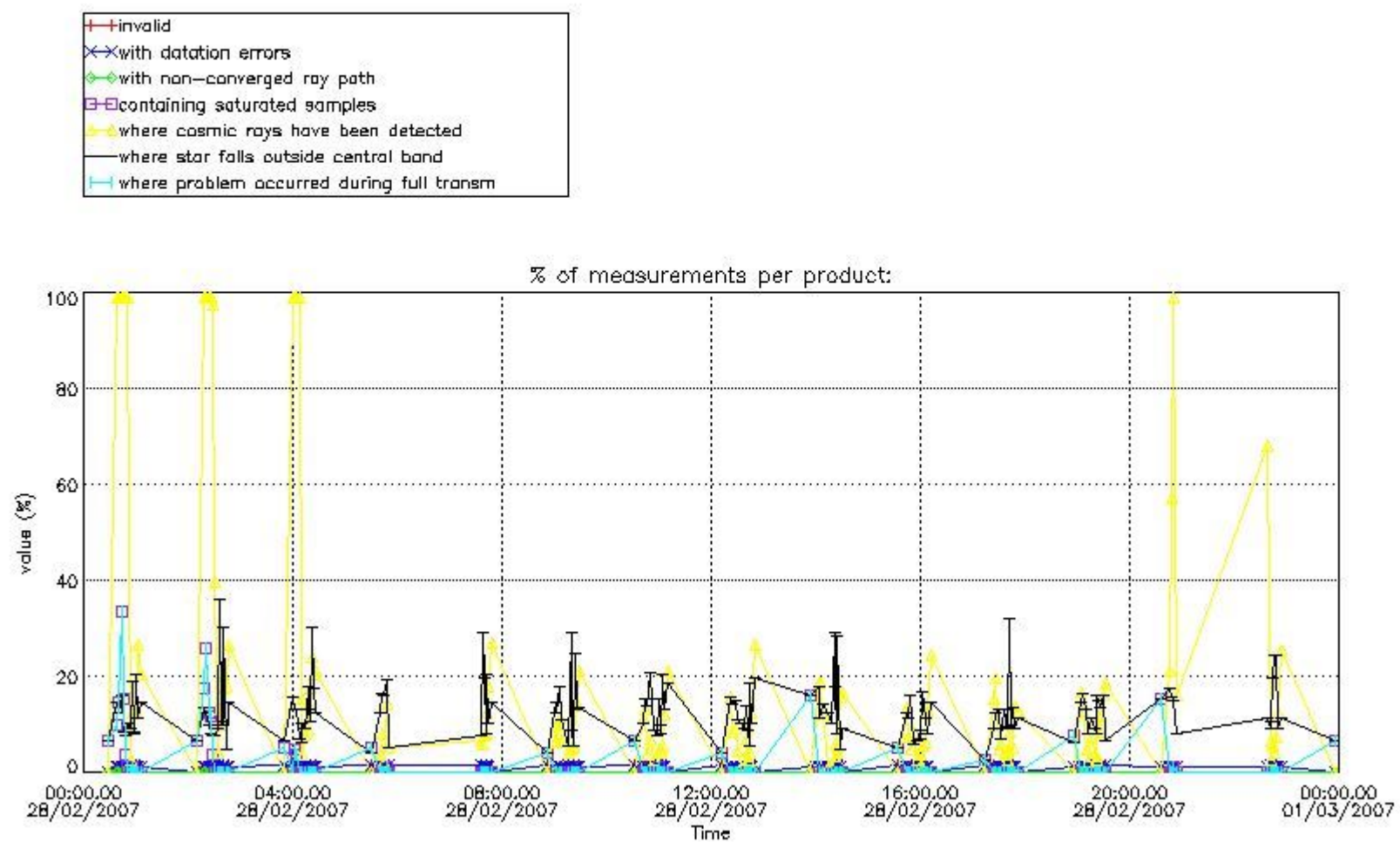


4. Level 1 quality information per product

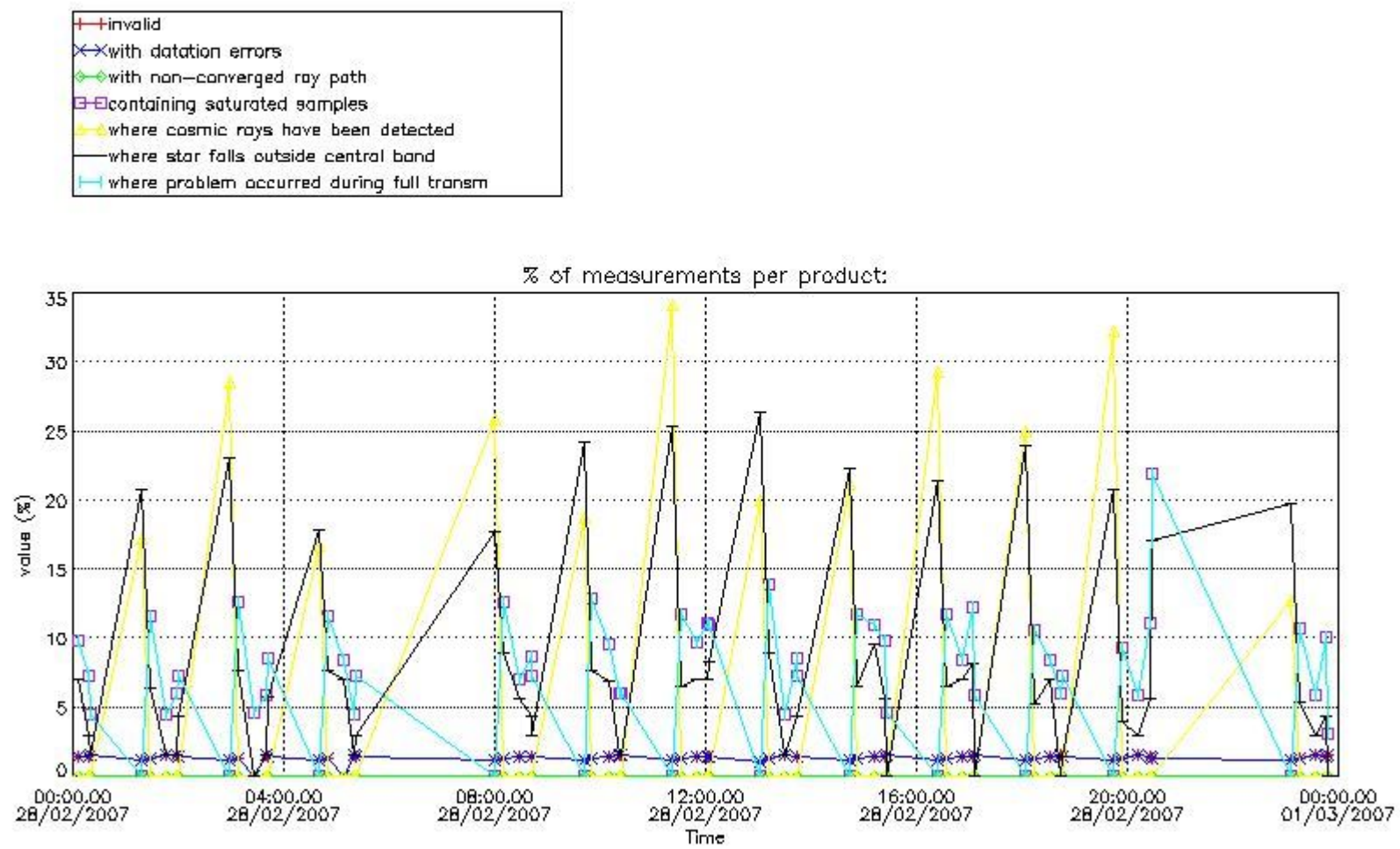
In this section it is plotted some information contained in the Quality Summary data set of the level 2 products that comes from the level 1b processing. Products without errors (error flag in the MPH set to "0") are used.

4.1 Plot quality information per product (time dependant) coming from level 1b processing

4.1.1 Plot level 1 quality information per product (time dependant): ENVISAT ASCENDING passes



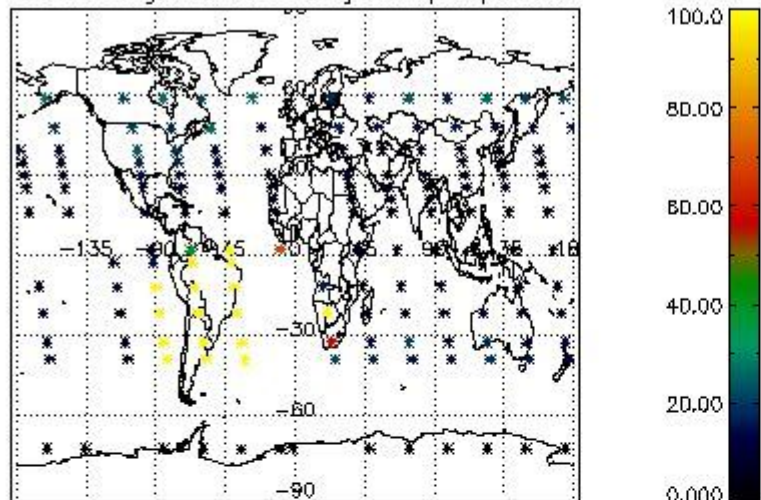
4.1.2 Plot level 1 quality information per product (time dependant): ENVISAT DESCENDING passes



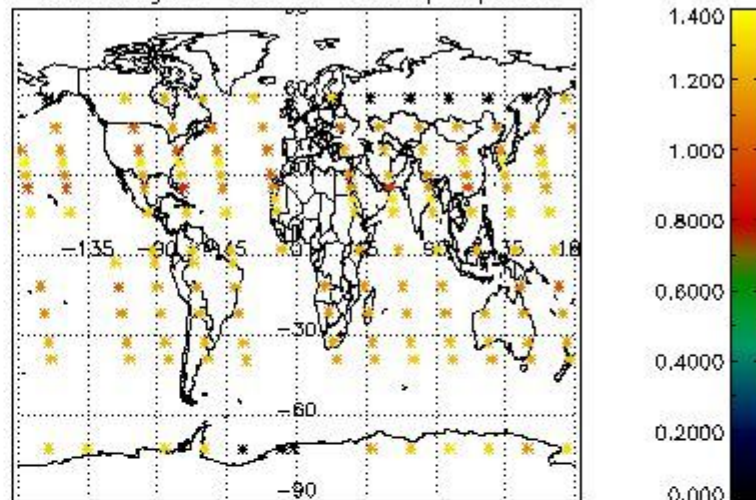
4.2 Plot quality information per product coming from level 1b processing (world map)

4.2.1 Plot level 1 quality information per product (world map): ENVISAT ASCENDING passes

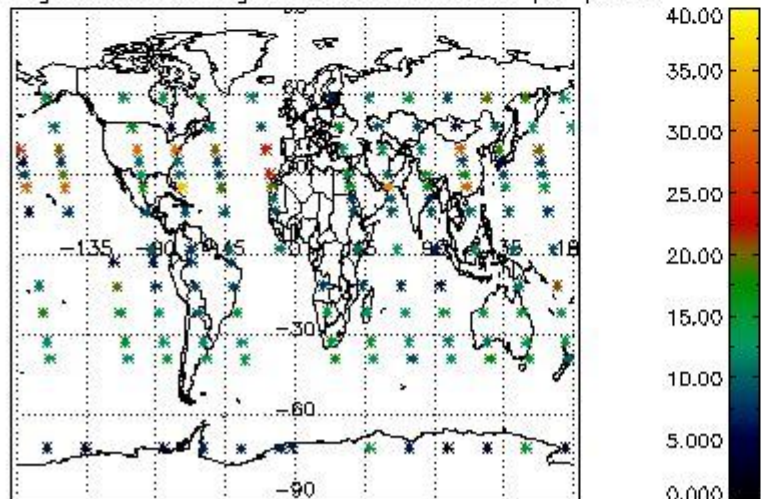
Percentage of cosmic ray hits per profile



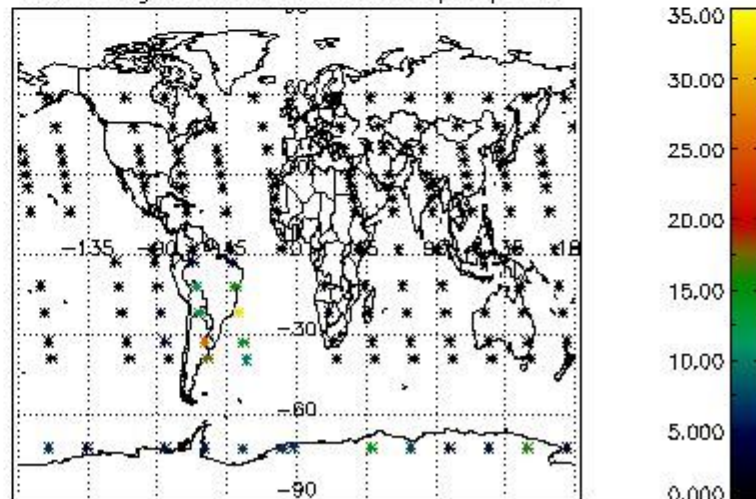
Percentage of datation errors per profile



Percentage of star falling outside central band per profile

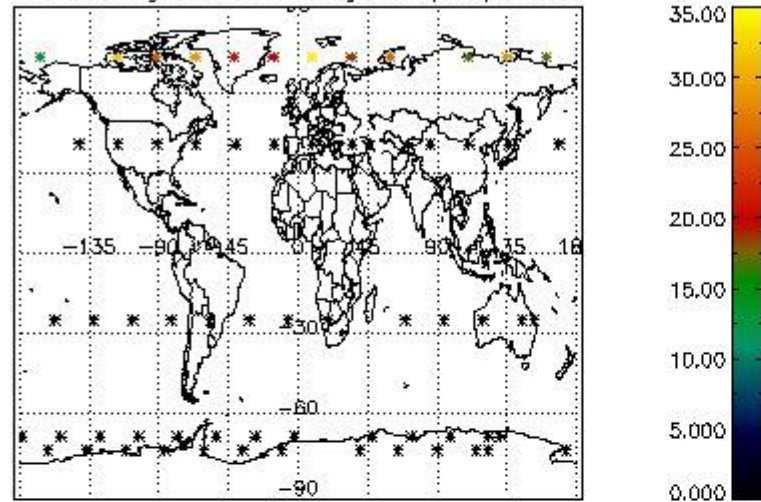


Percentage of saturation errors per profile

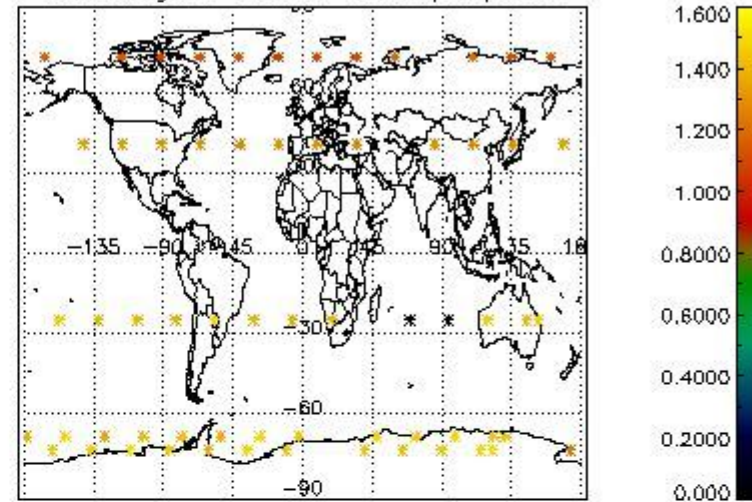


4.2.2 Plot level 1 quality information per product (world map): ENVISAT DESCENDING passes

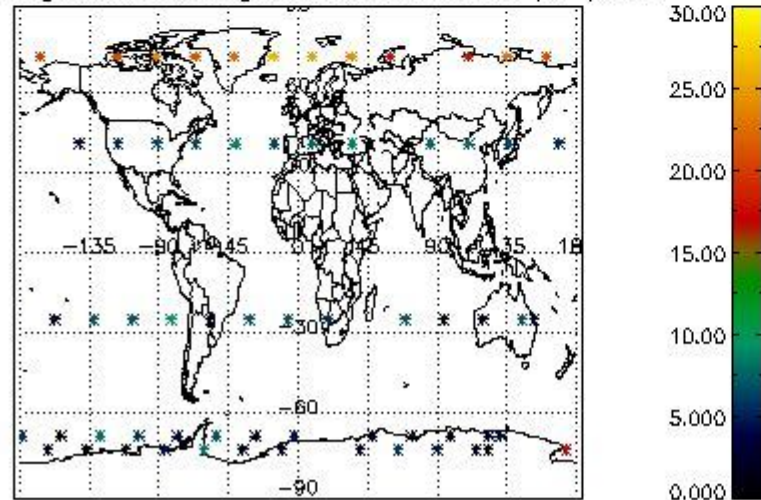
Percentage of cosmic ray hits per profile



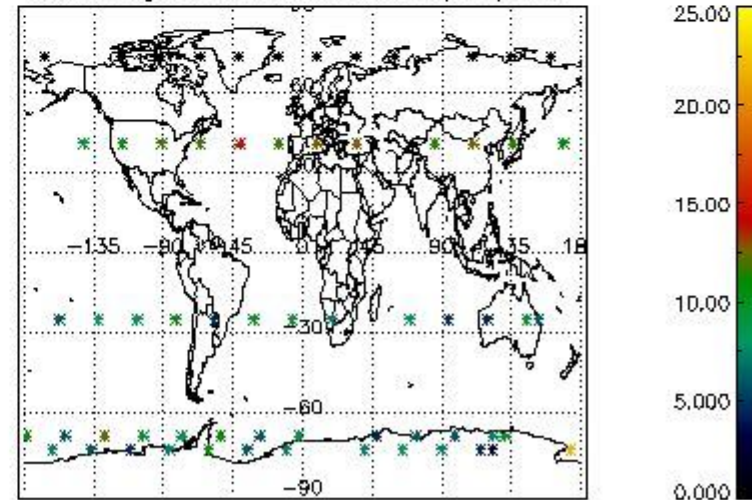
Percentage of datation errors per profile



Percentage of star falling outside central band per profile



Percentage of saturation errors per profile



5. Trace gas profiles

5.1 Ozone statistics based on quality of products

The final quality of the products can be "measured" using the STD (Standard Deviation) attached to every point profile. This information is written to the parameter GOM_NL__2P/NL_LOCAL_SPECIES_DENSITY/o3_std of the level 2 products. The table below shows the statistics for given STD ranges.

The statistics are given with respect to the overall valid production:

- Products without fatal errors: GOM_NL__2P/MPH/PRODUCT_ERR=0
- Valid point profile: GOM_NL__2P/NL_LOCAL_SPECIES_DENSITY/pcd(0)=0

The 'Criteria' is applied to valid points of dark limb products:

- Products in dark limb illumination condition: GOM_NL__2P/NL_SUMMARY_QUALITY/obs_ill_cond=0
- Products without fatal errors: GOM_NL__2P/MPH/PRODUCT_ERR=0
- Valid point profile: GOM_NL__2P/NL_LOCAL_SPECIES_DENSITY/pcd(0)=0

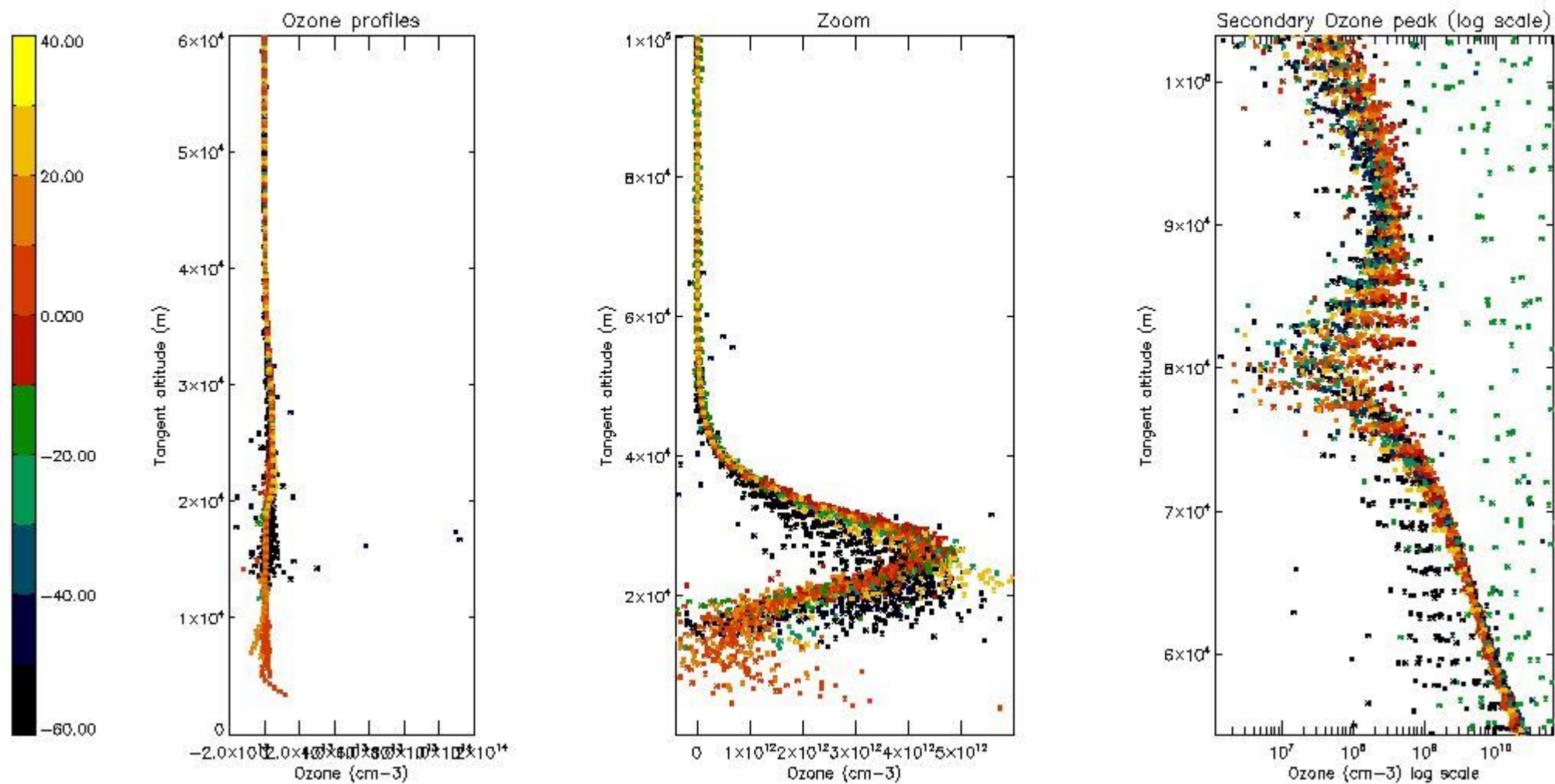
So, the table below shows the percentage of dark limb and valid observations for each criteria with respect to the overall valid daily observations.

Criteria	% of total production
All STD	64
STD < 20	37

STD < 10	29
STD < 5	21

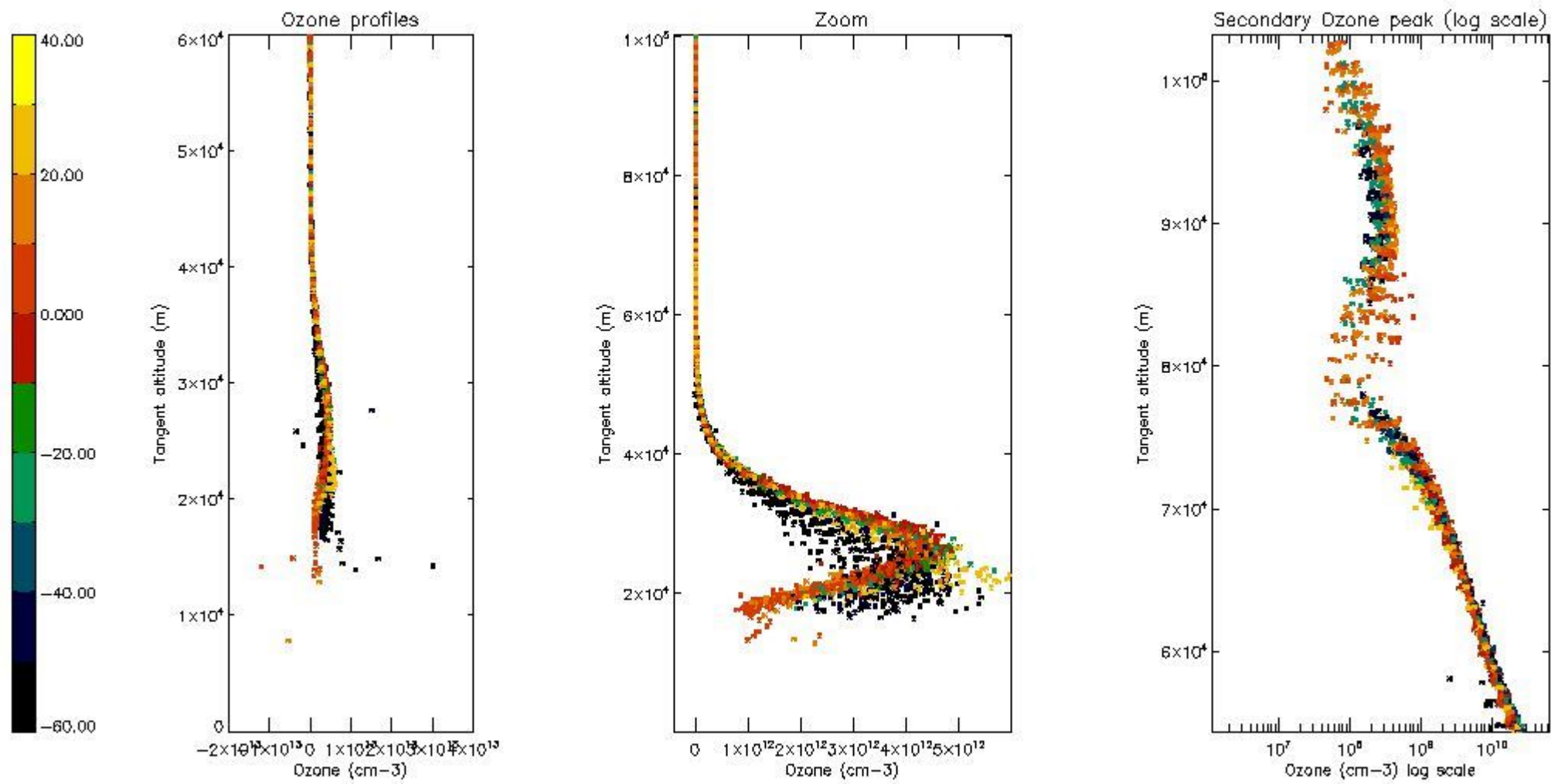
5.2 Plot ozone profiles for all STD (dark without errors)

The colorbar represents the latitude.



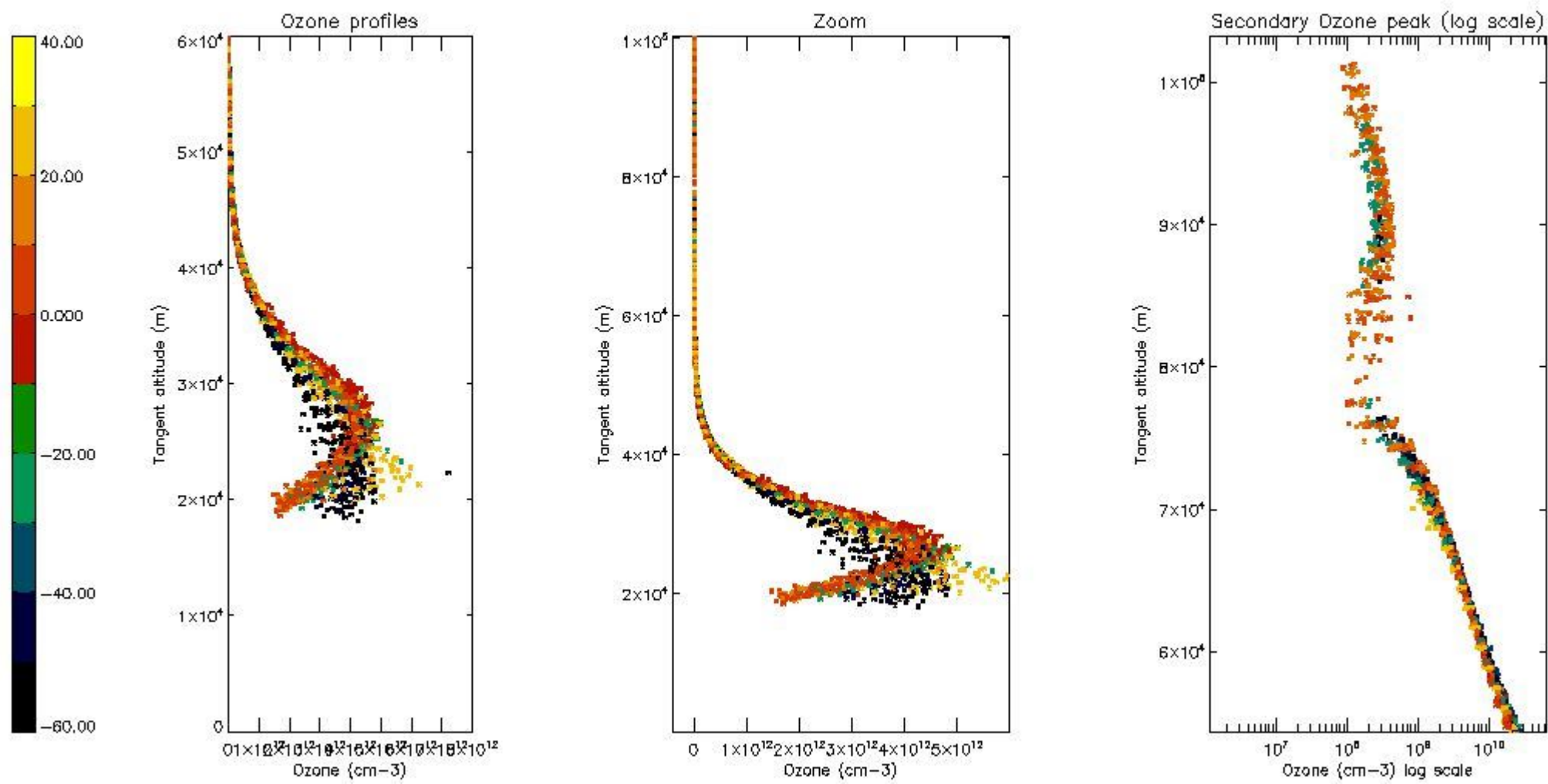
5.3 Plot ozone profiles where STD < 20% (dark without errors)

The colorbar represents the latitude.



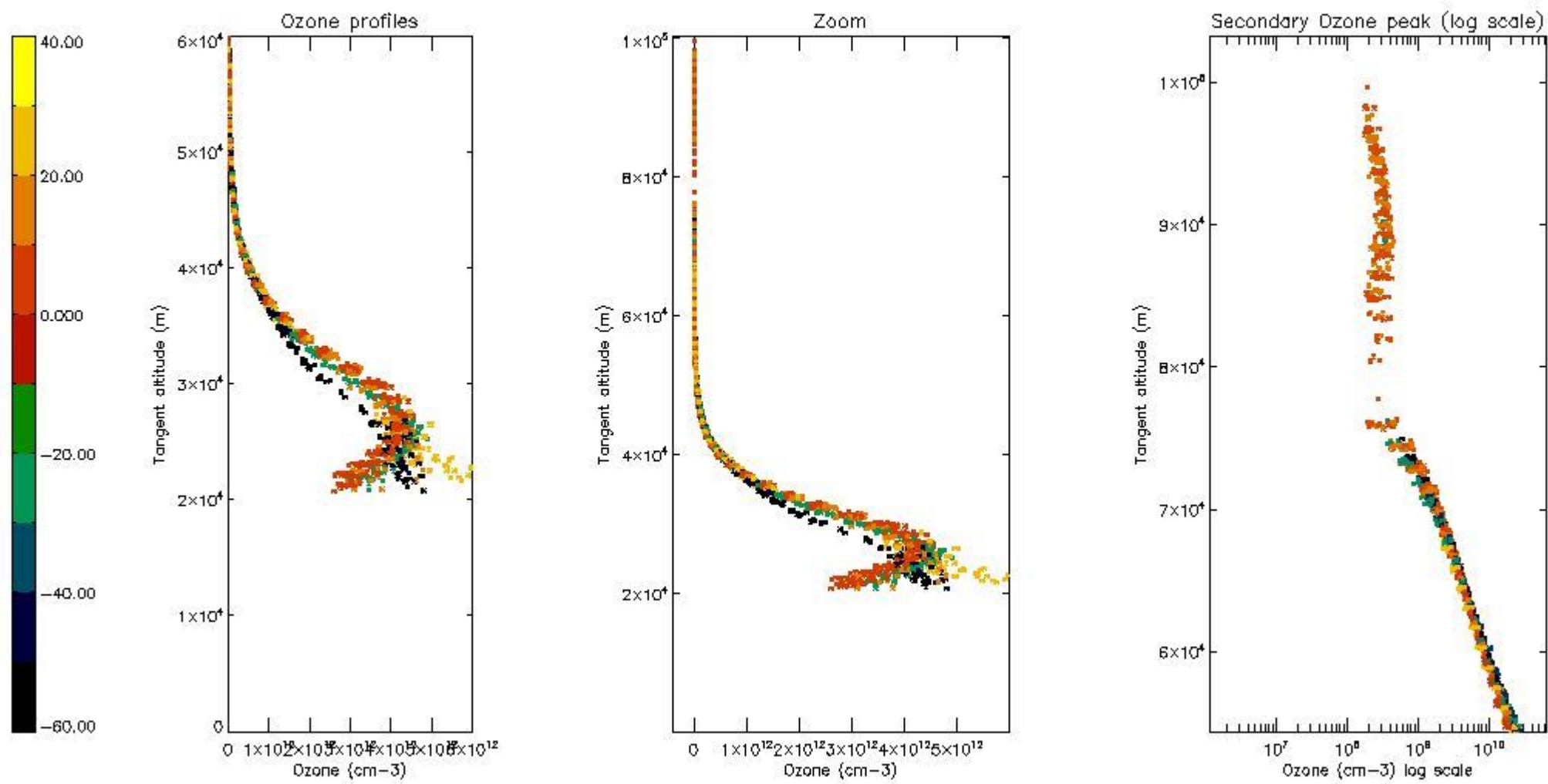
5.4 Plot ozone profiles where STD < 10% (dark without errors)

The colorbar represents the latitude.



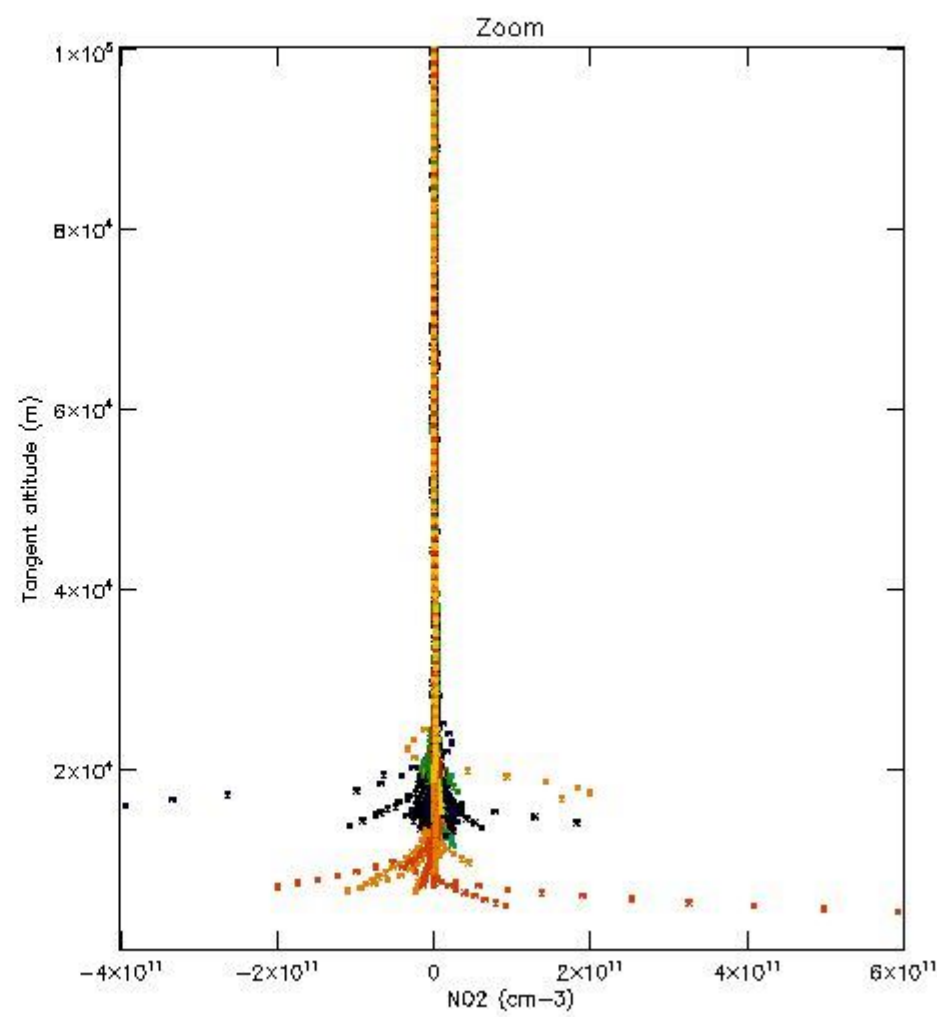
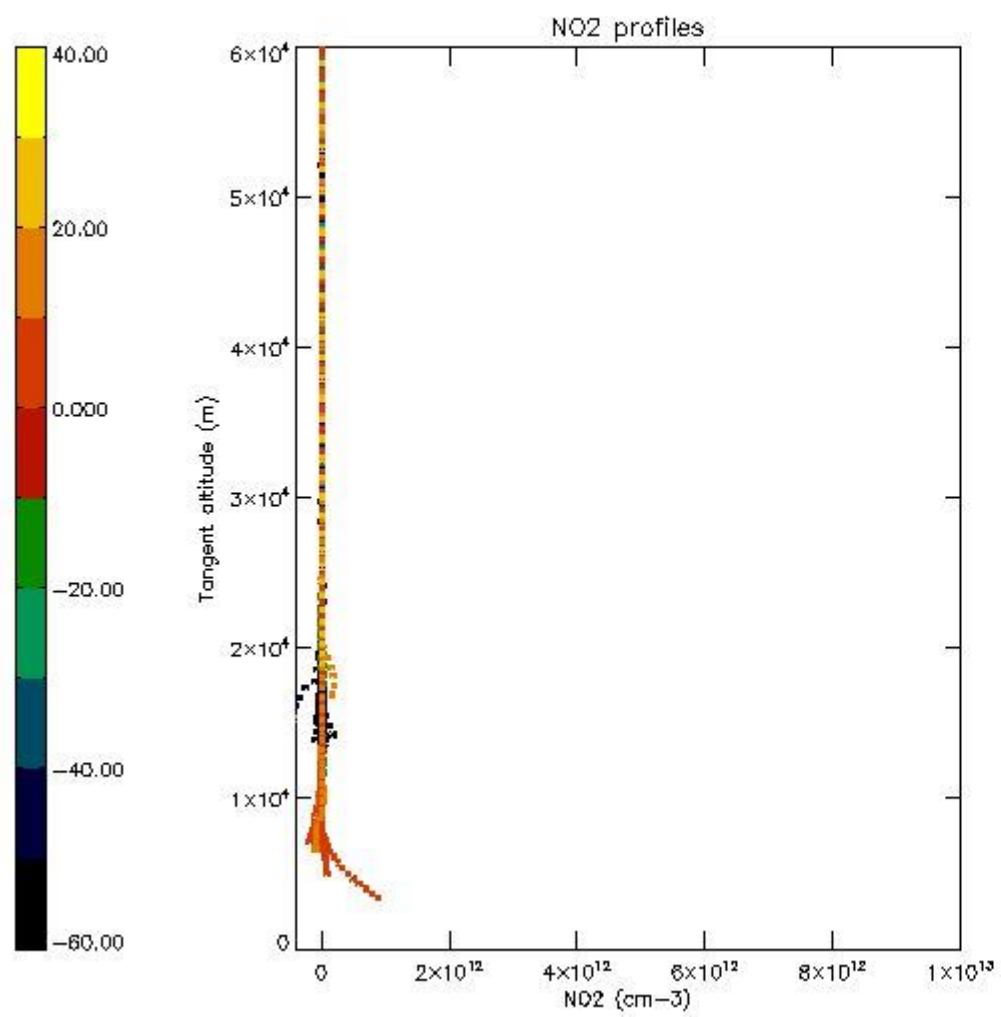
5.5 Plot ozone profiles where STD < 5% (dark without errors)

The colorbar represents the latitude.



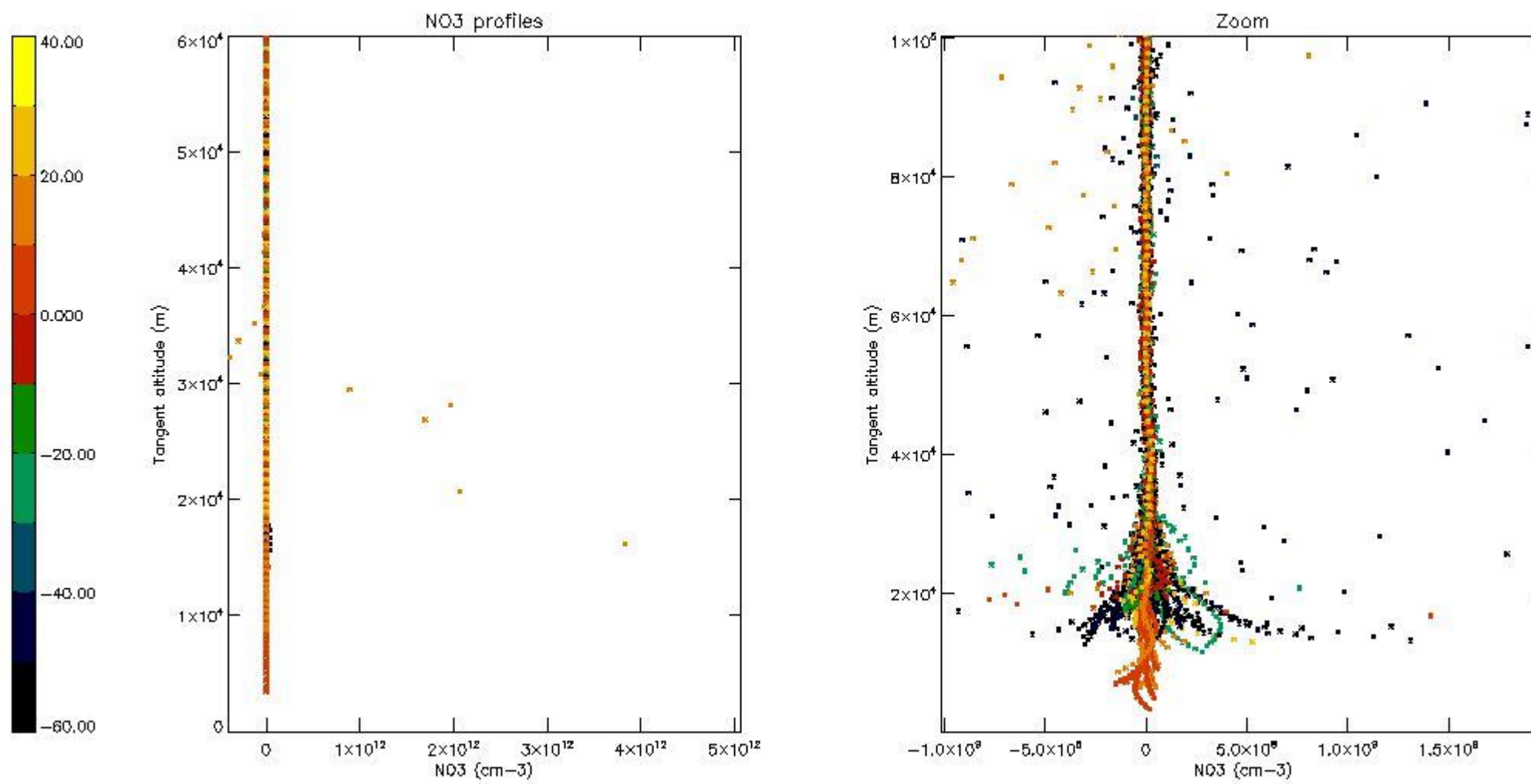
5.6 Plot NO₂ profiles for all STD (dark without errors)

The colorbar represents the latitude.



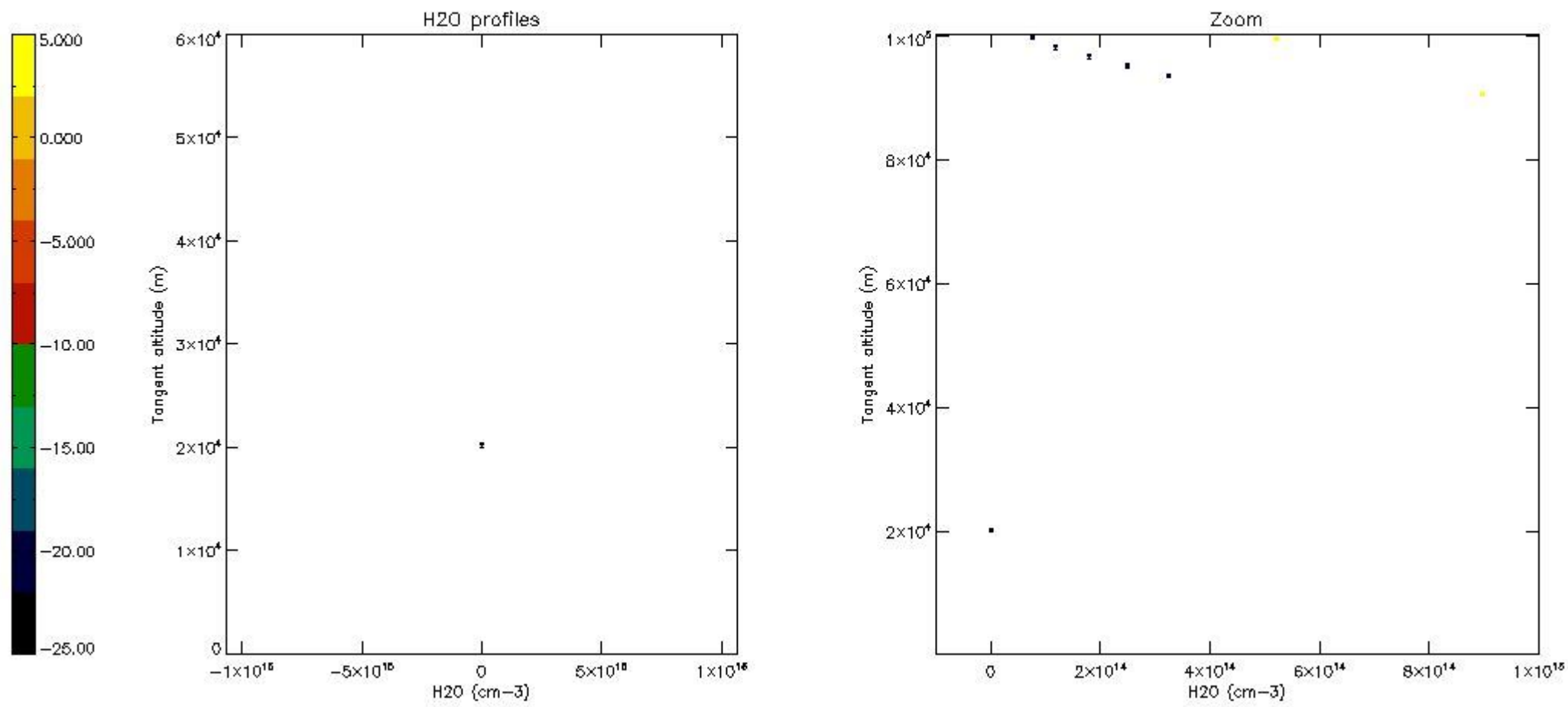
5.7 Plot NO3 profiles for all STD (dark without errors)

The colorbar represents the latitude.



5.8 Plot H2O profiles for all STD (only for occultations of stars 1,2,3,4,13,14,16,26,63 dark without errors)

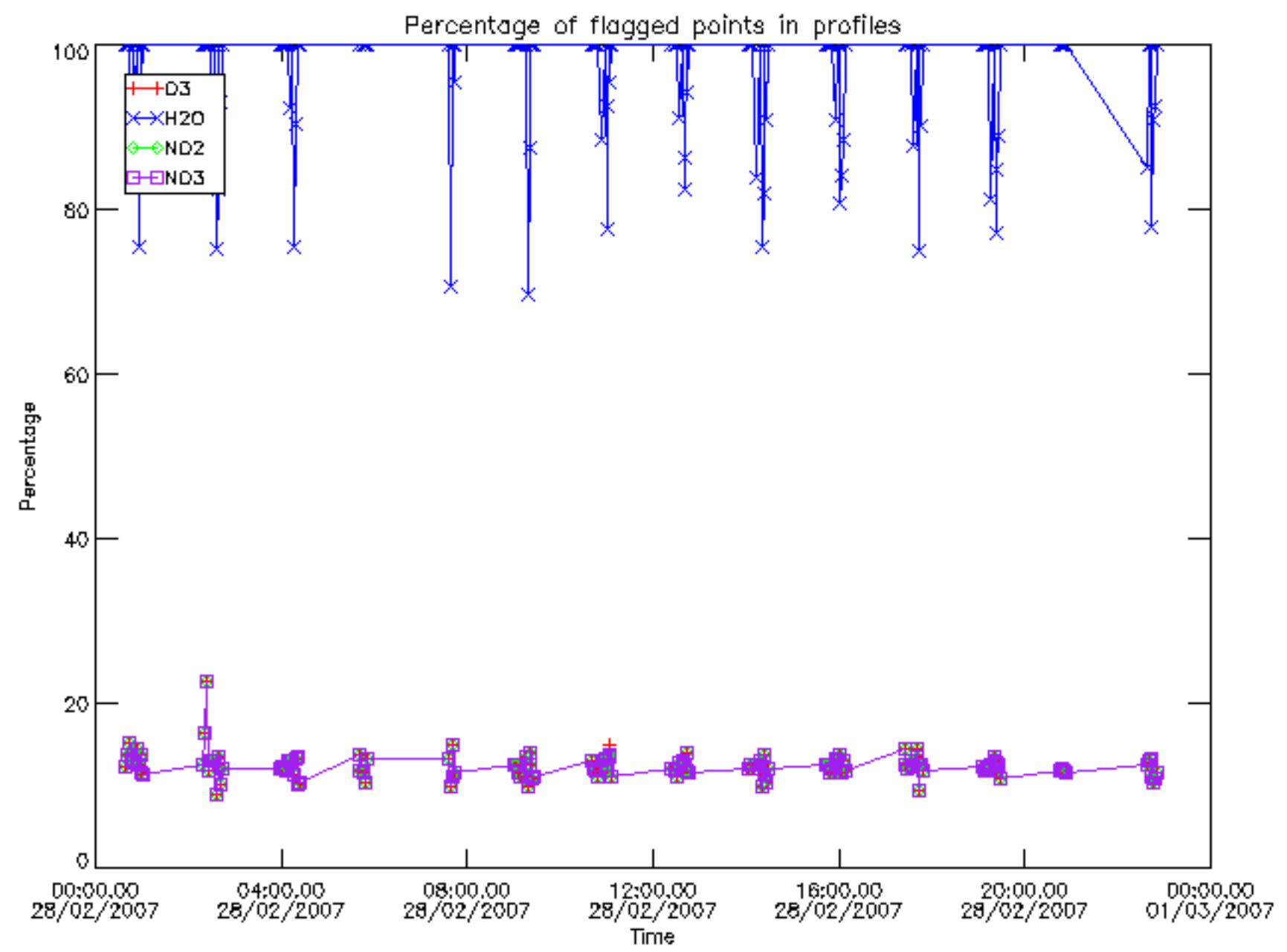
The colorbar represents the latitude.



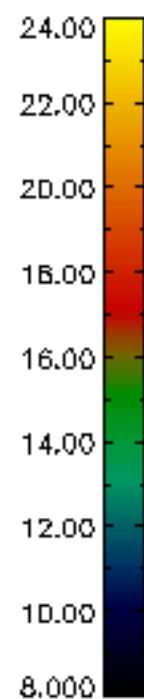
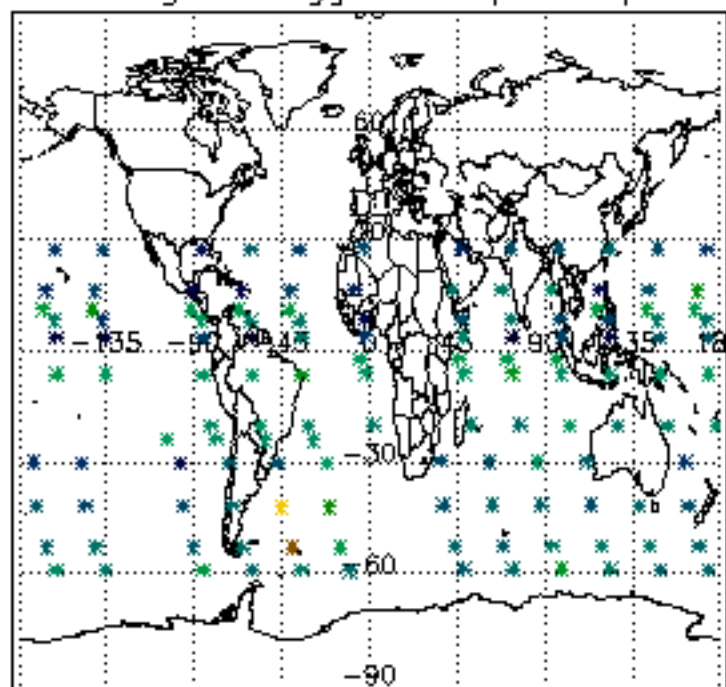
6. Auxiliary Data Files used for the production reported in section 2

The number reported in the third column indicates since which file (see list in section 2) the corresponding auxiliary file has been used. The fourth column is the date of those product files.

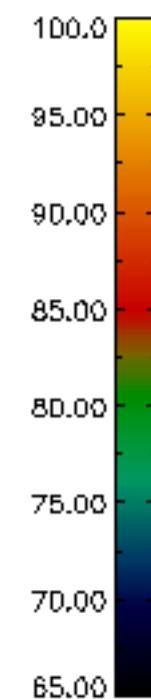
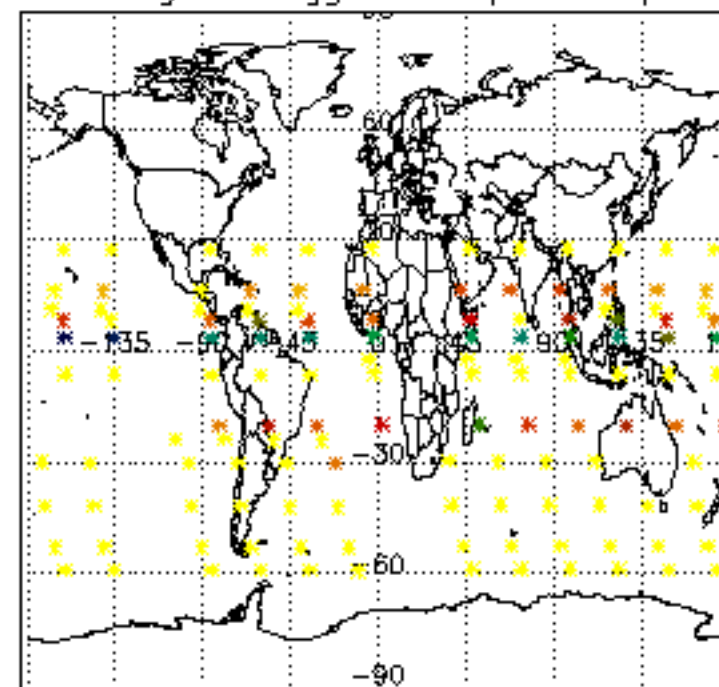
Type	Auxiliary Filename	Used since product	Used since product date
INST_PHYS_CHARACTERISTICS	GOM_INS_AXVIEC20091111_143220_20030716_120000_20500101_000000	1	28-FEB-2007 00:05:46
LEVEL-2_PROC_CONFIG	GOM_PR2_AXVIEC20091111_152718_20020301_000000_20500101_000000	1	28-FEB-2007 00:05:46
CROSS_SECTIONS_FILE	GOM_CRS_AXVIEC20091111_154832_20020301_000000_20500101_000000	1	28-FEB-2007 00:05:46



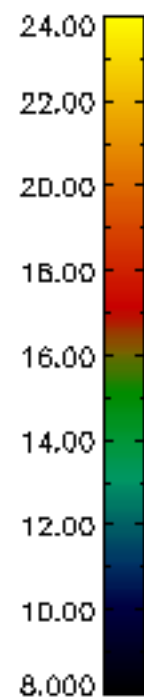
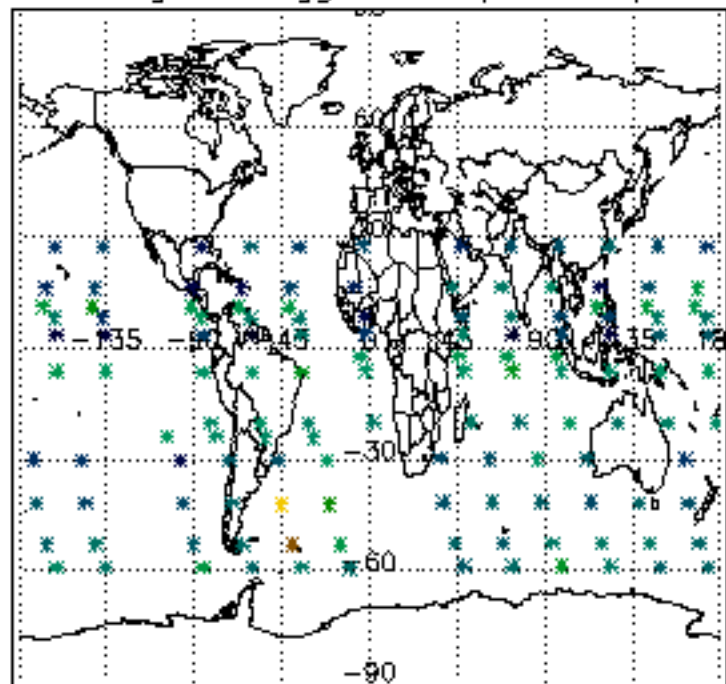
Percentage of flagged data per D3 profile



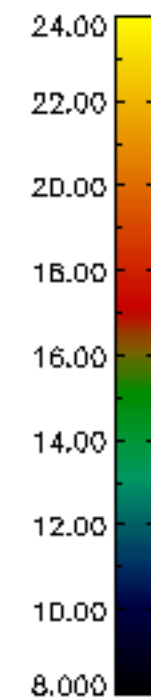
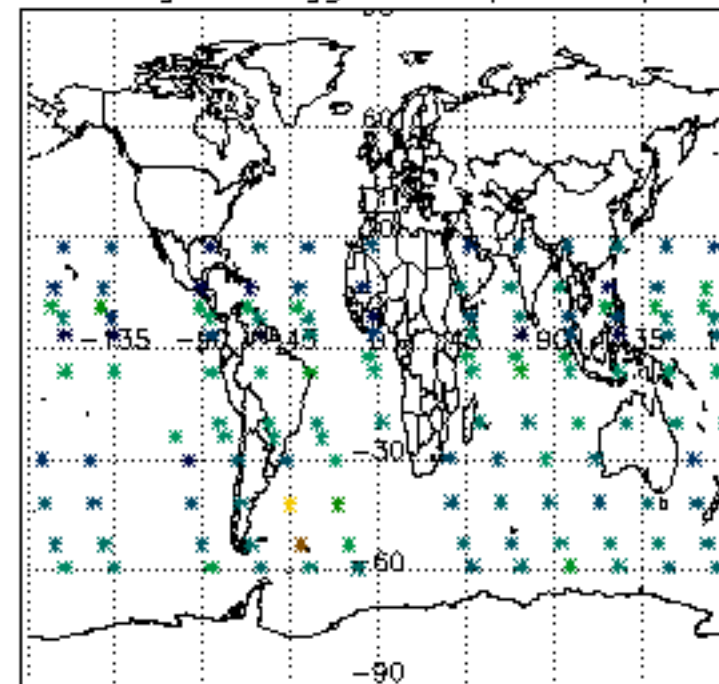
Percentage of flagged data per H2O profile

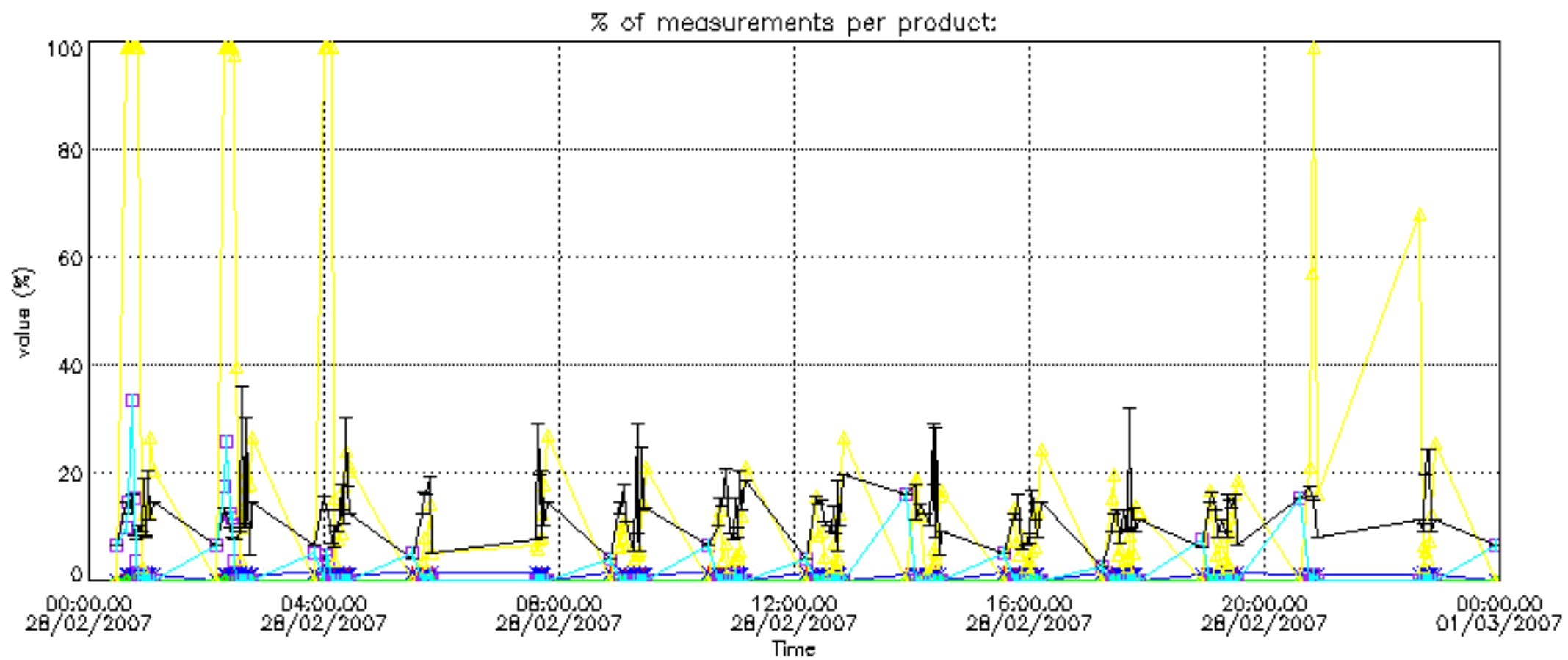


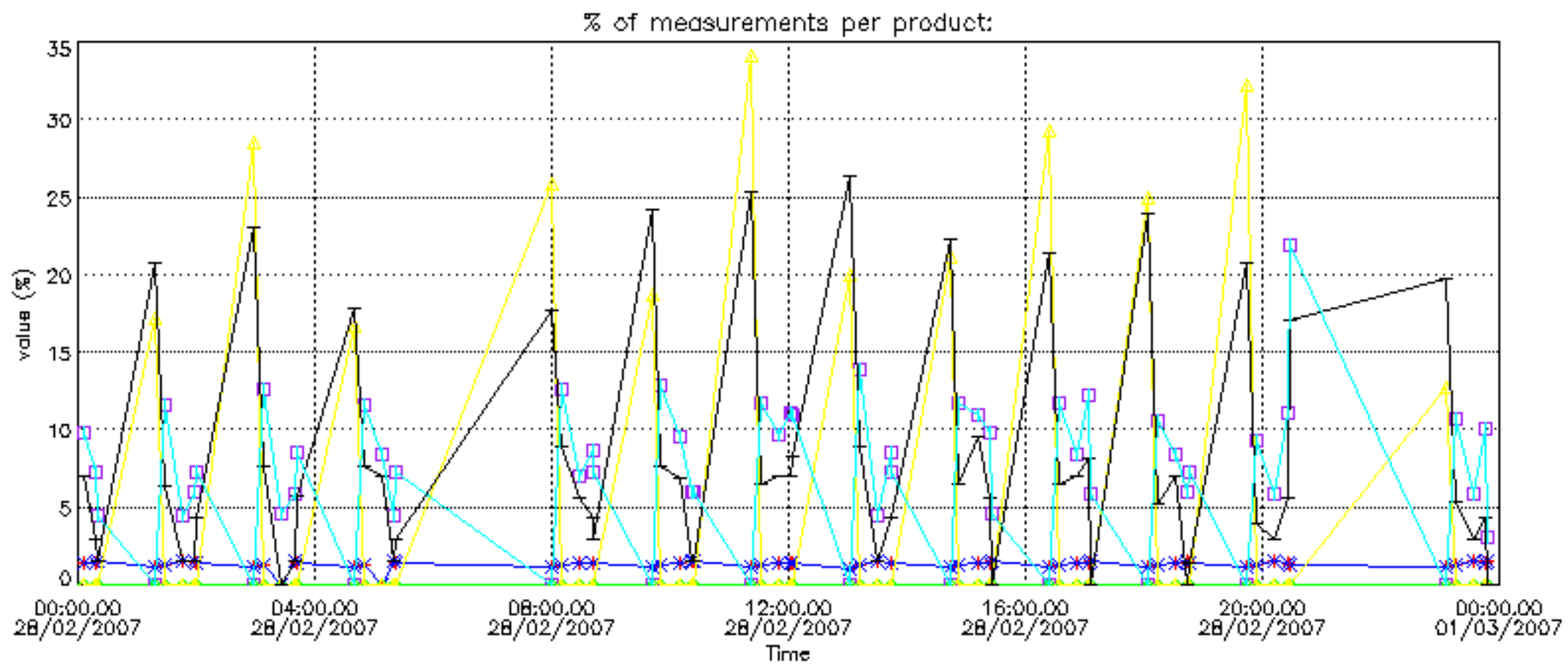
Percentage of flagged data per NO2 profile



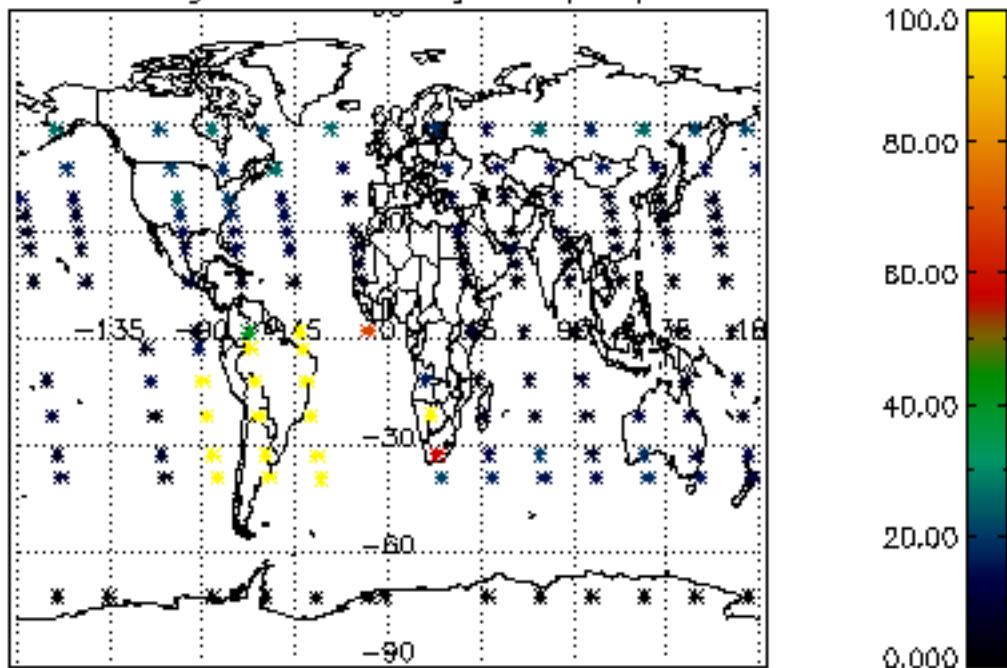
Percentage of flagged data per NO3 profile



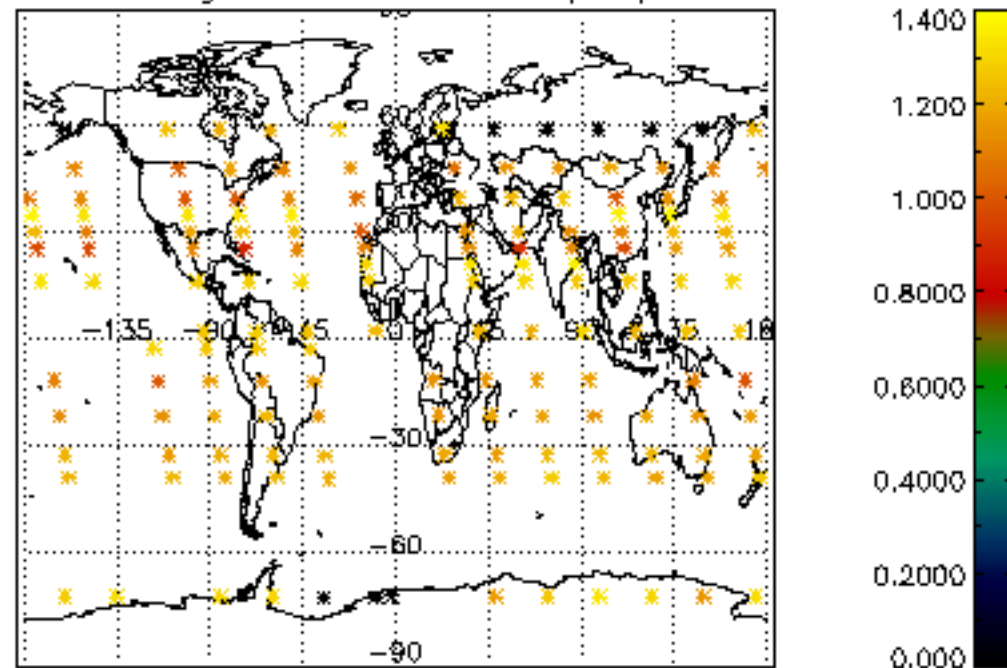




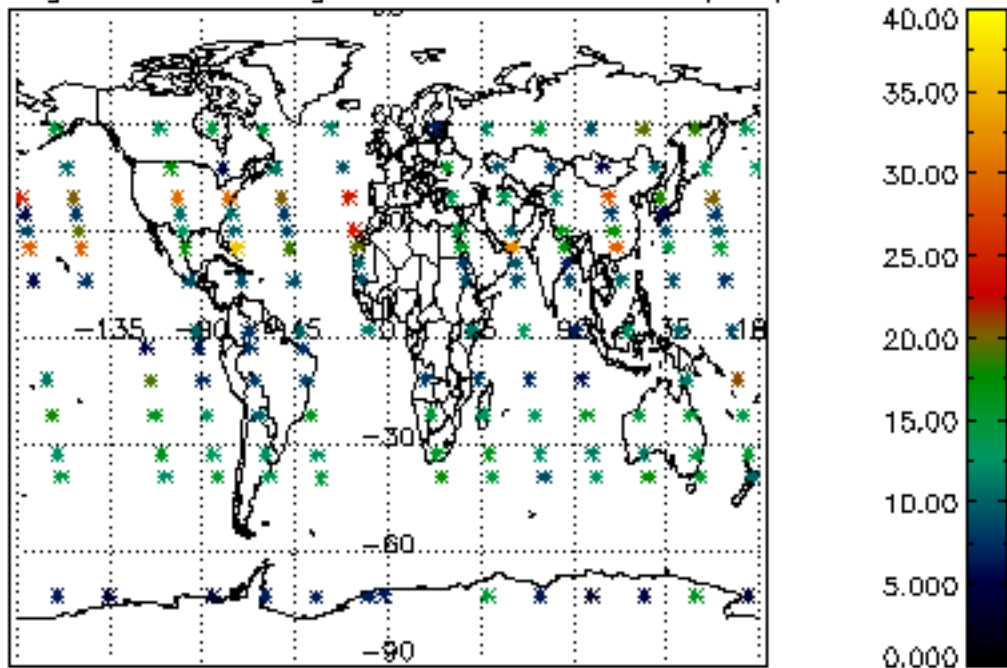
Percentage of cosmic ray hits per profile



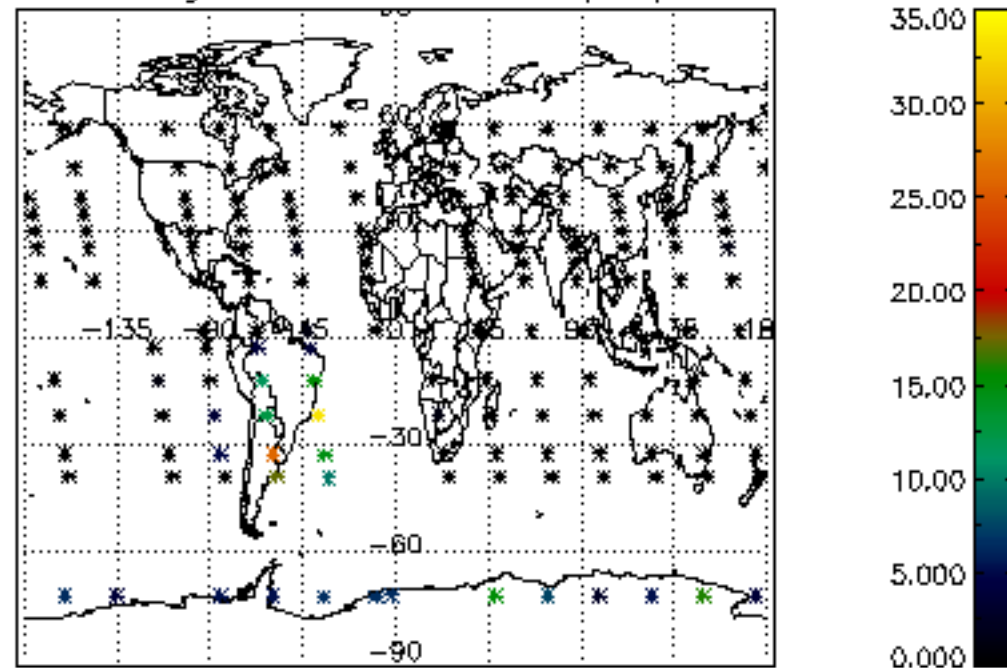
Percentage of datation errors per profile



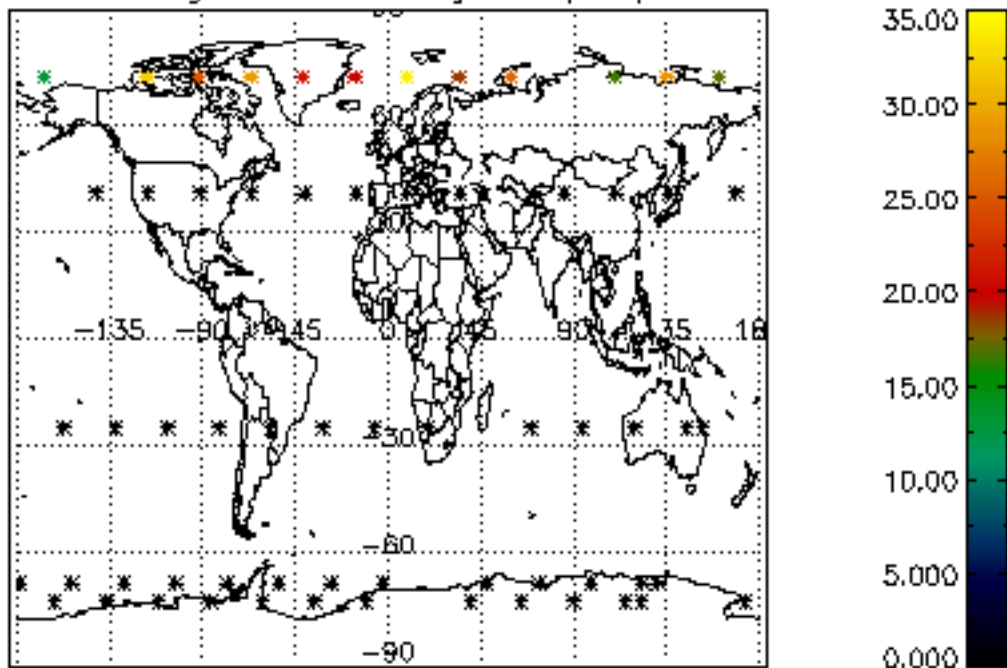
Percentage of star falling outside central band per profile



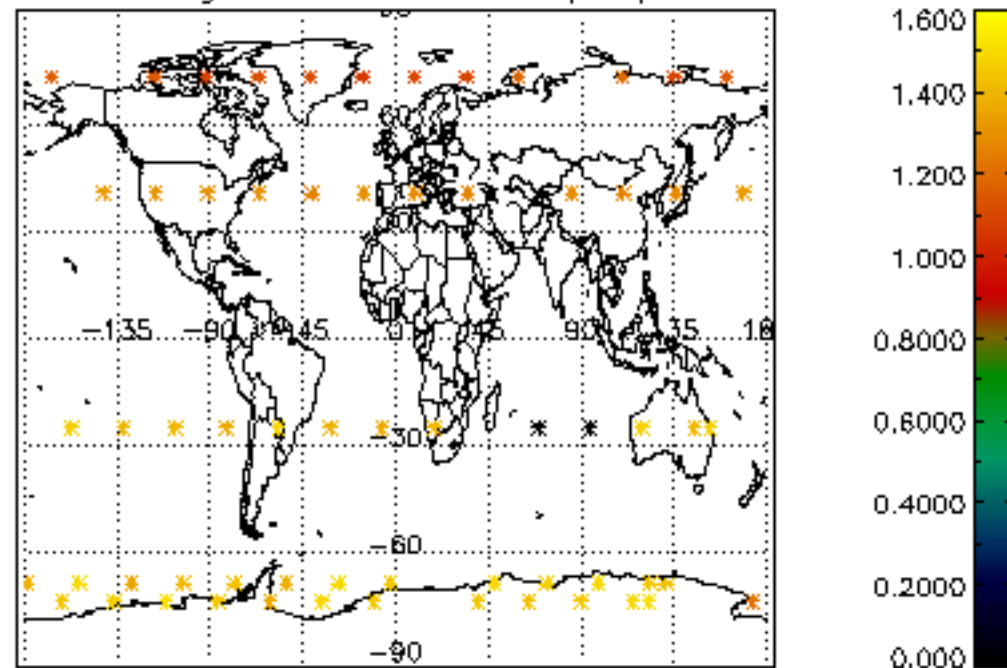
Percentage of saturation errors per profile



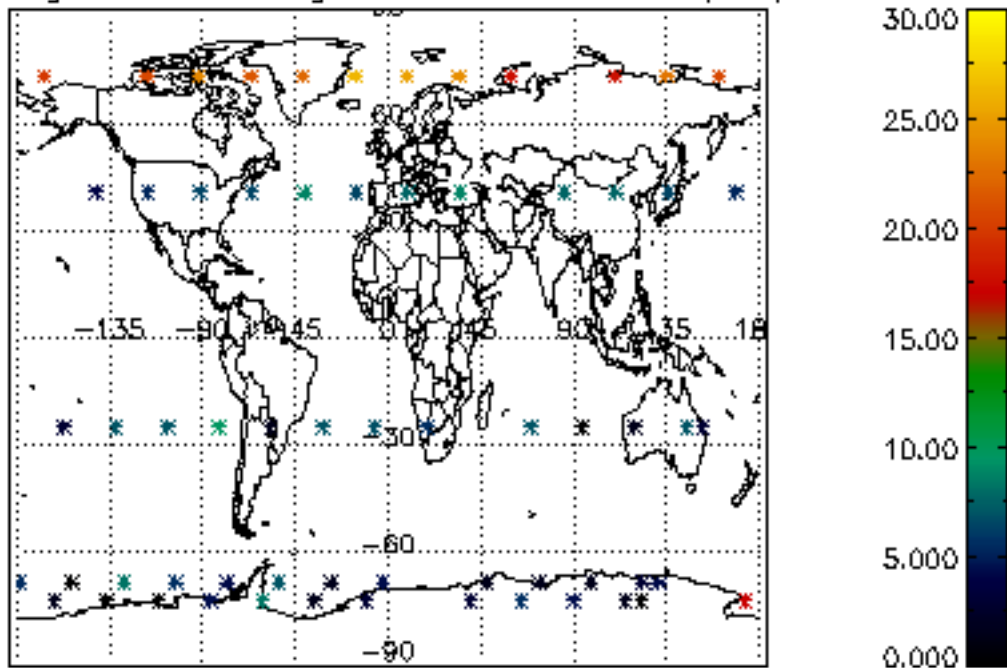
Percentage of cosmic ray hits per profile



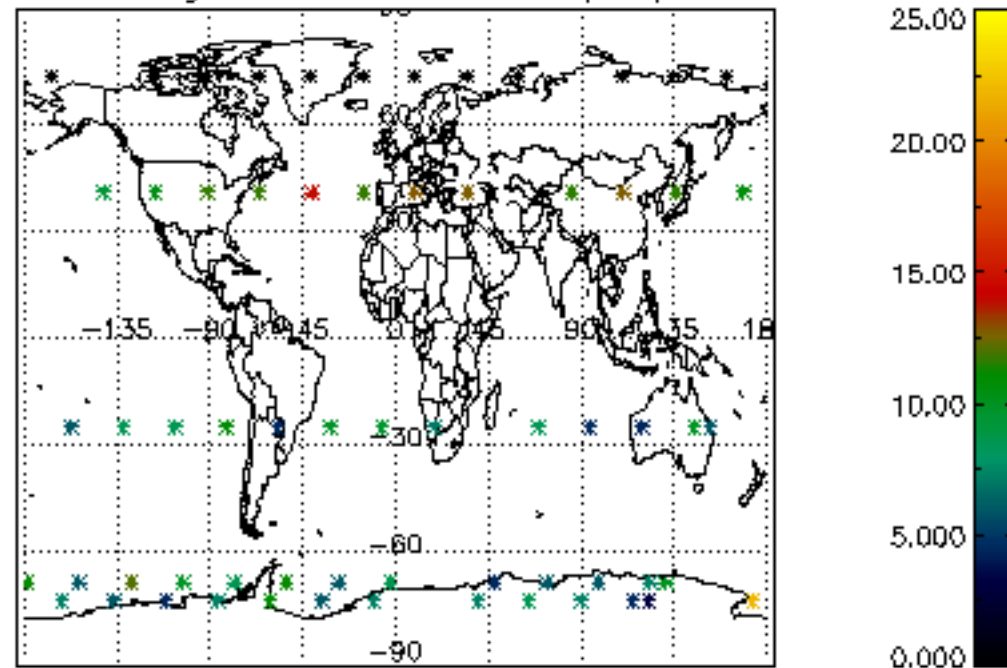
Percentage of datation errors per profile

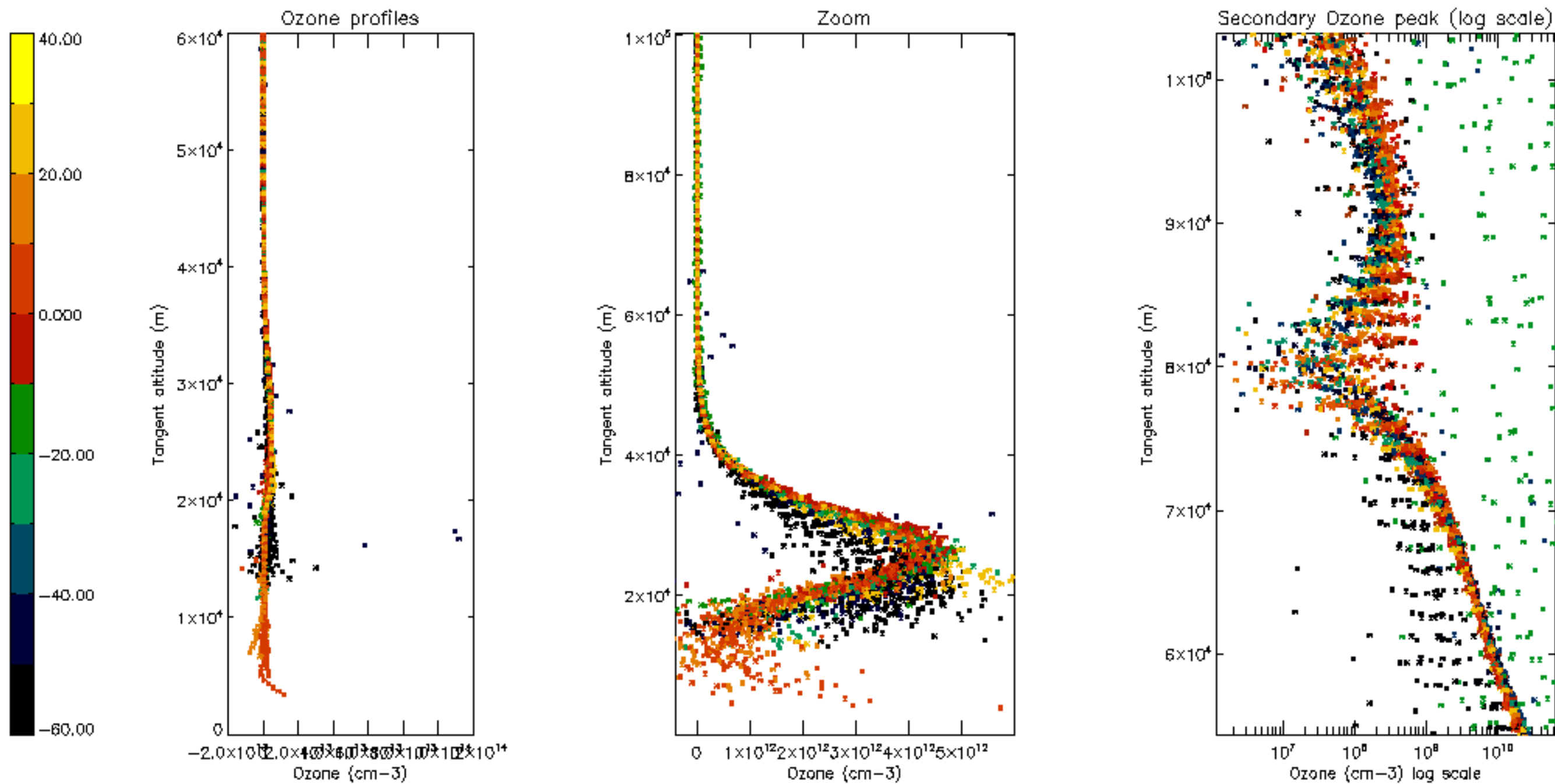


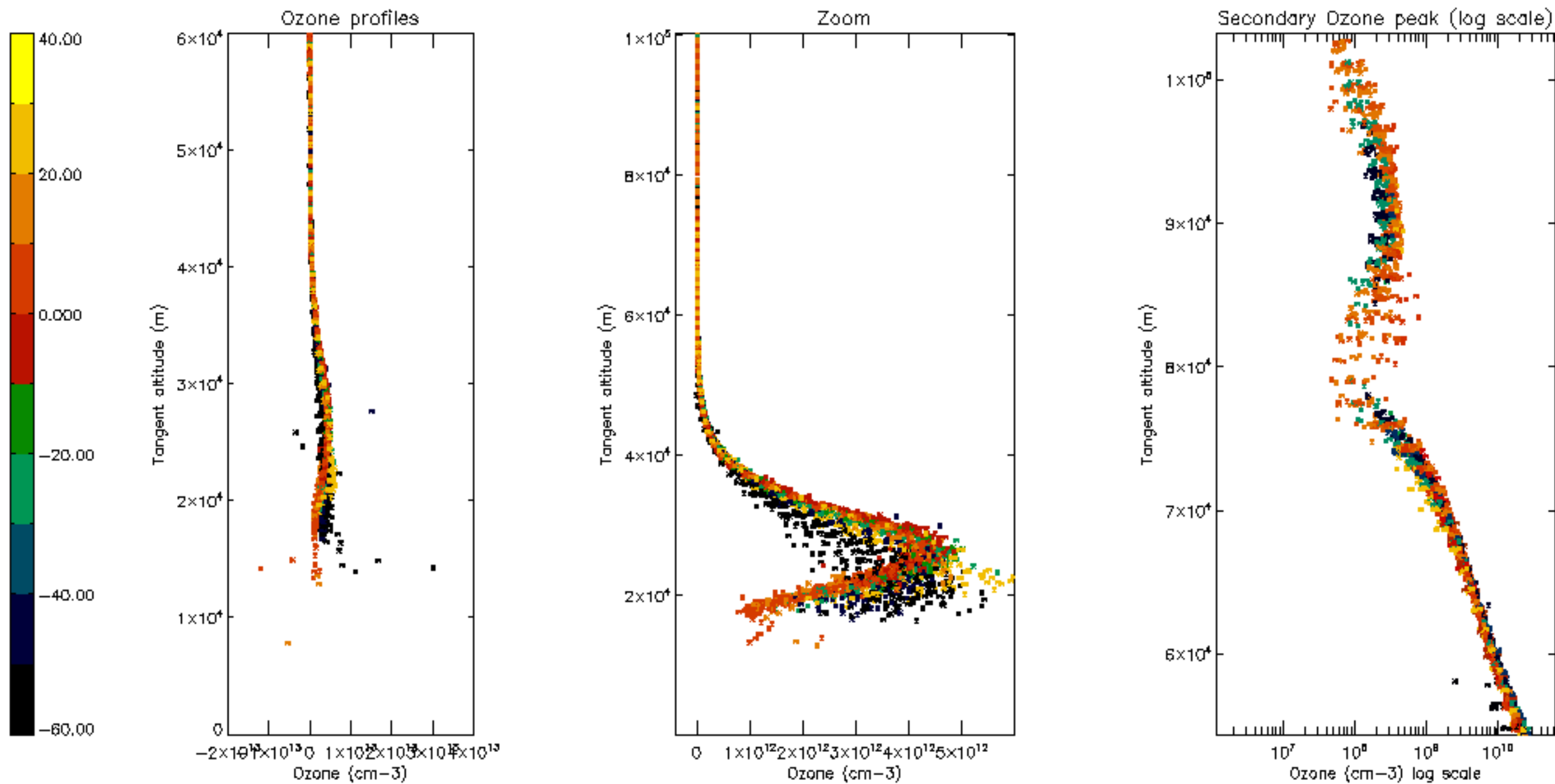
Percentage of star falling outside central band per profile

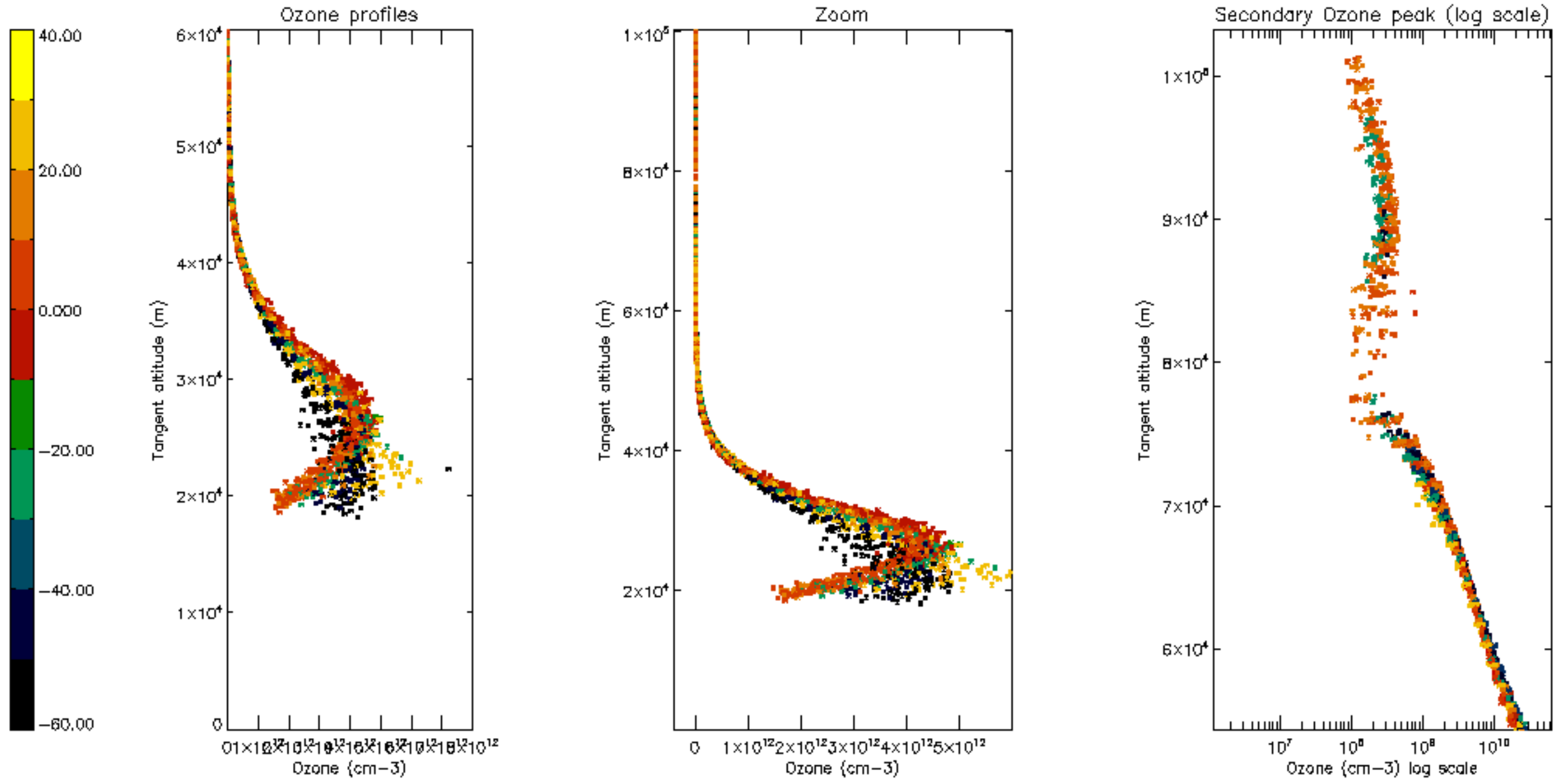


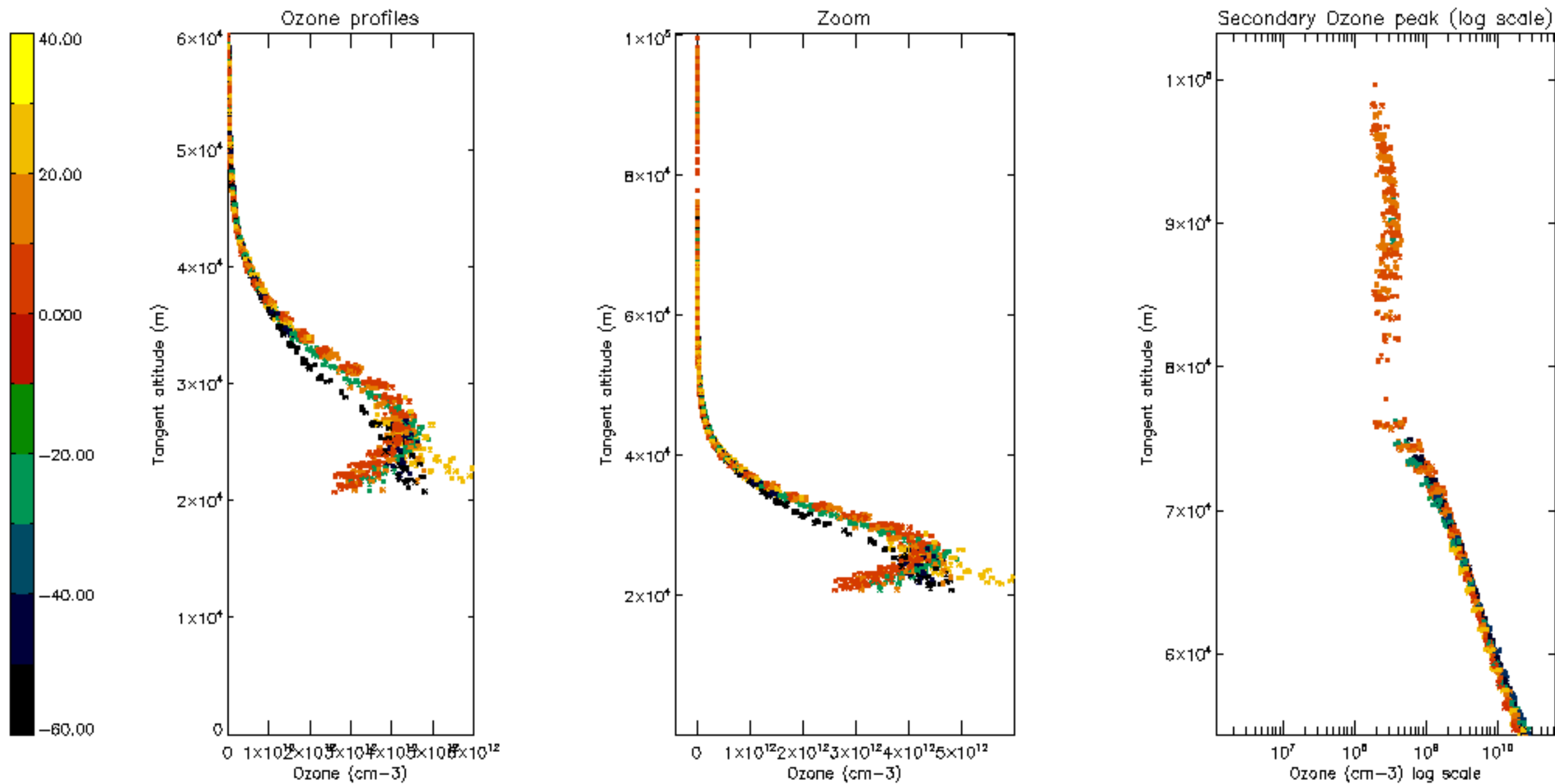
Percentage of saturation errors per profile

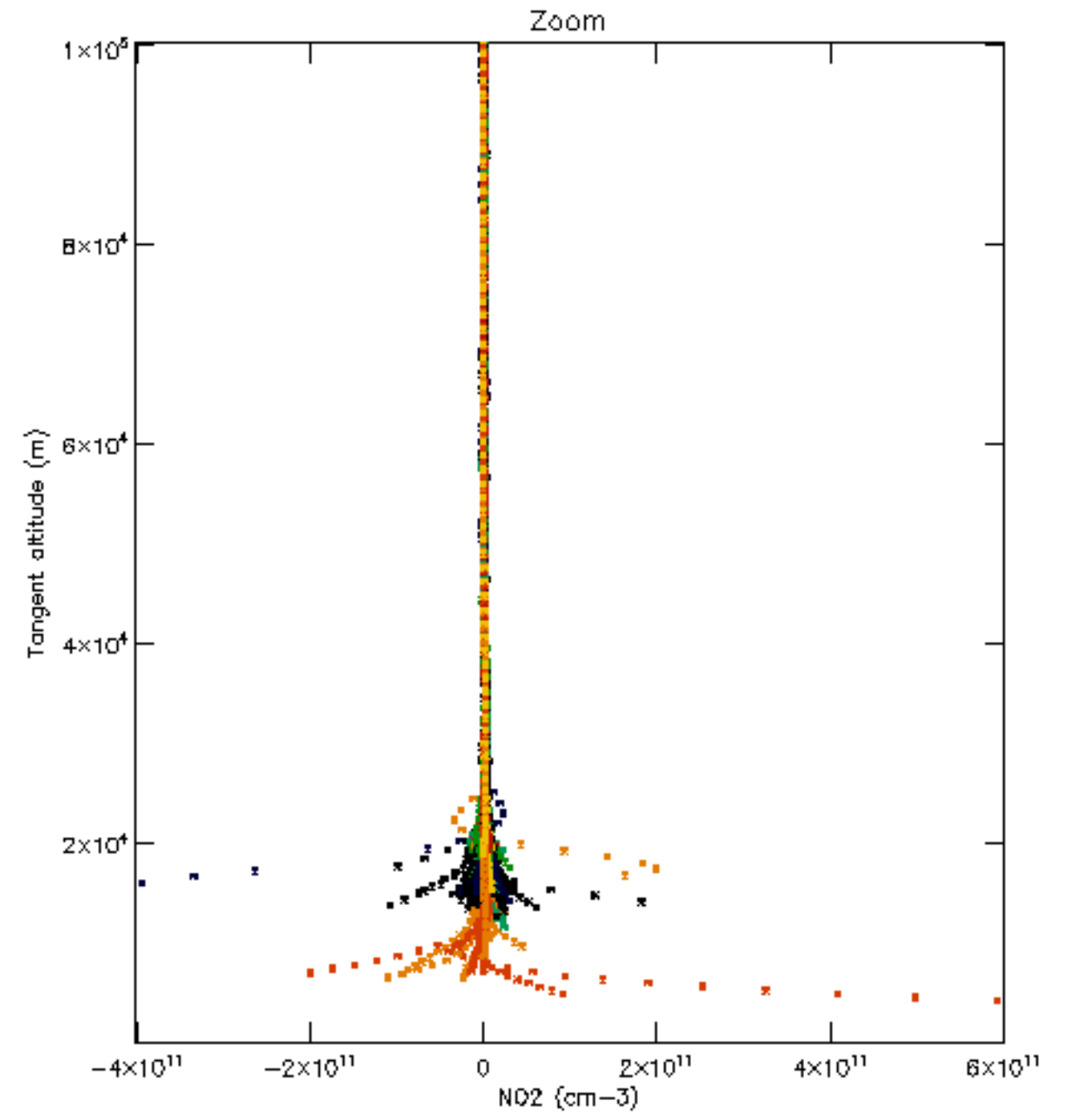
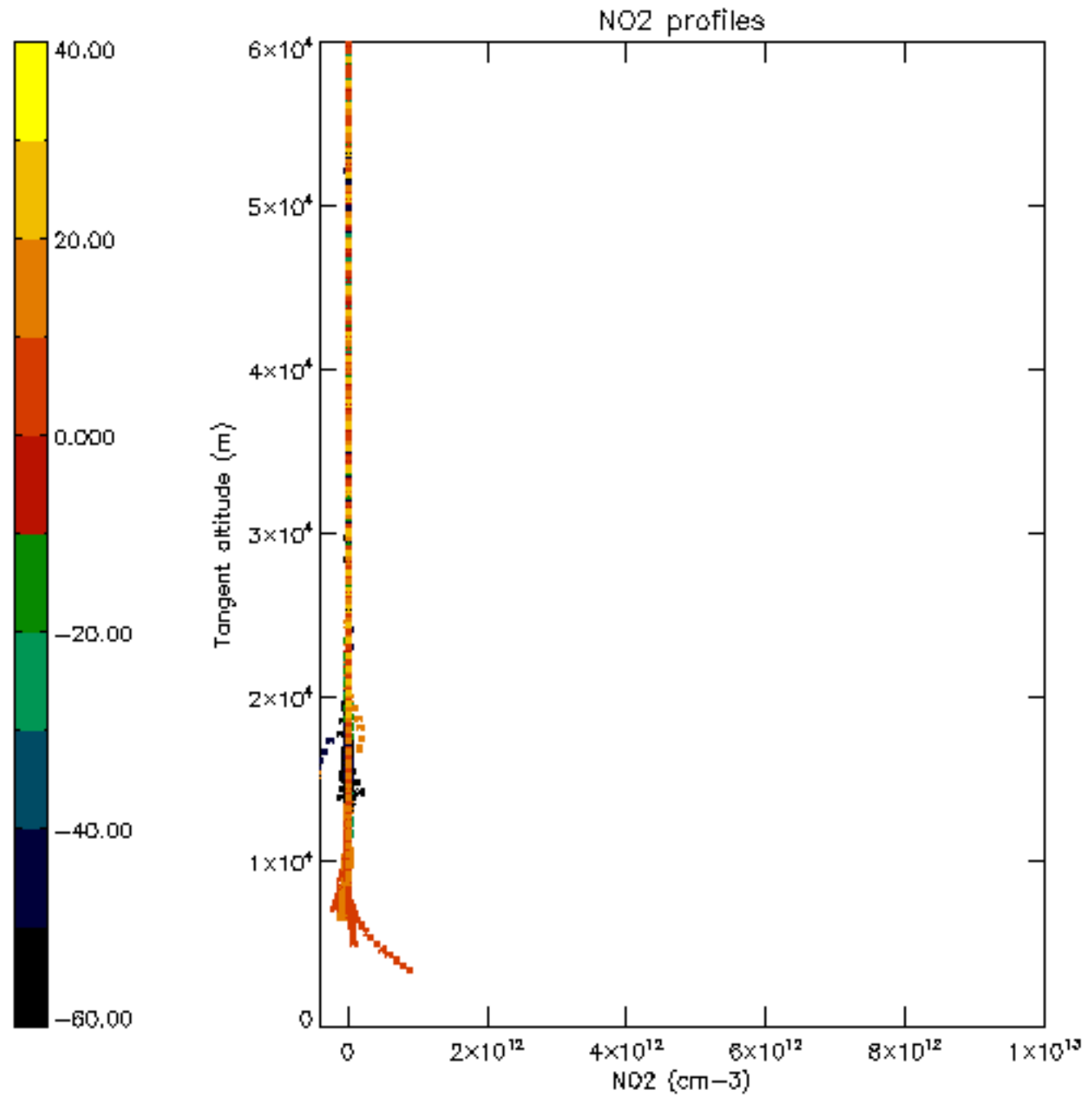


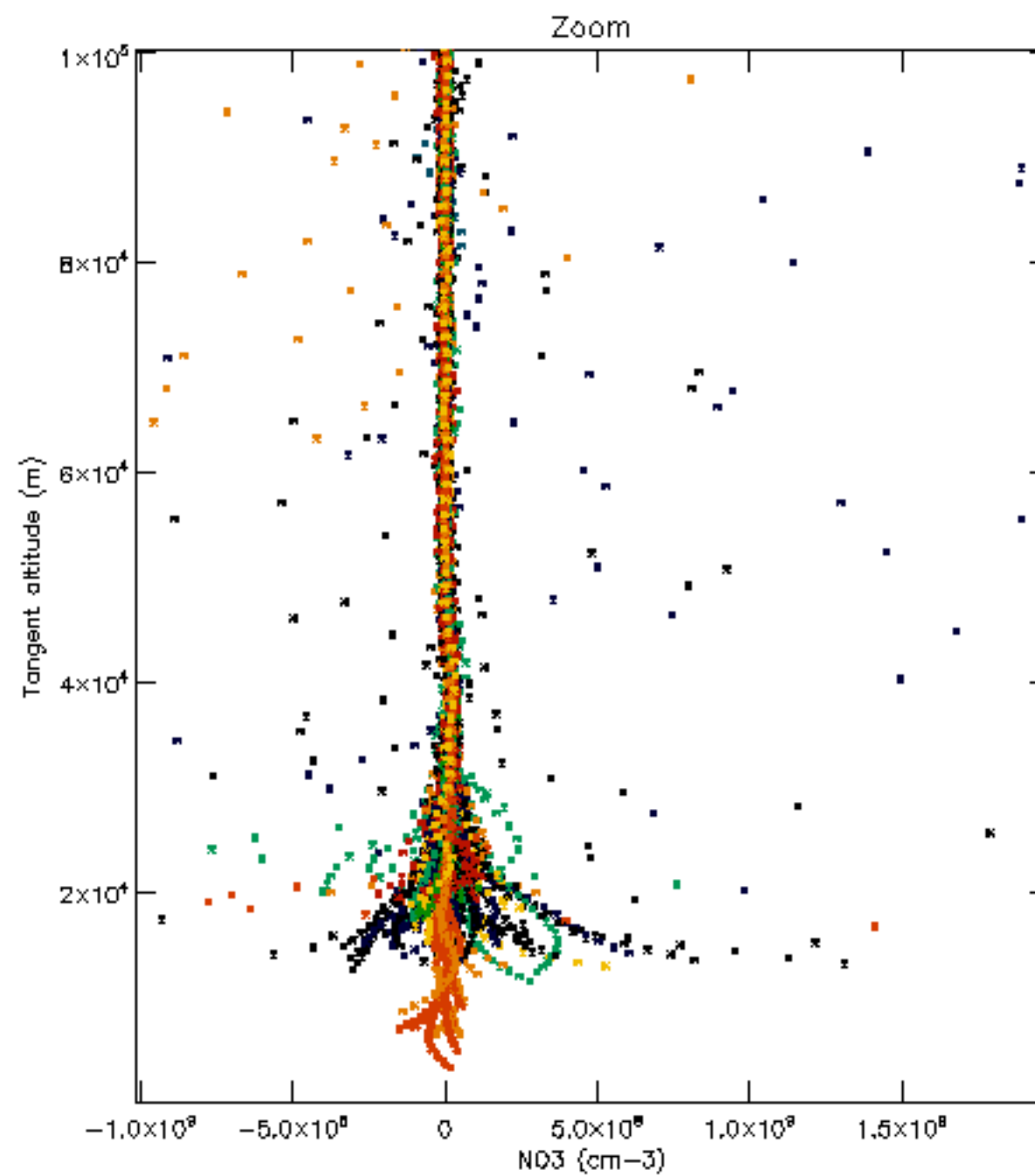
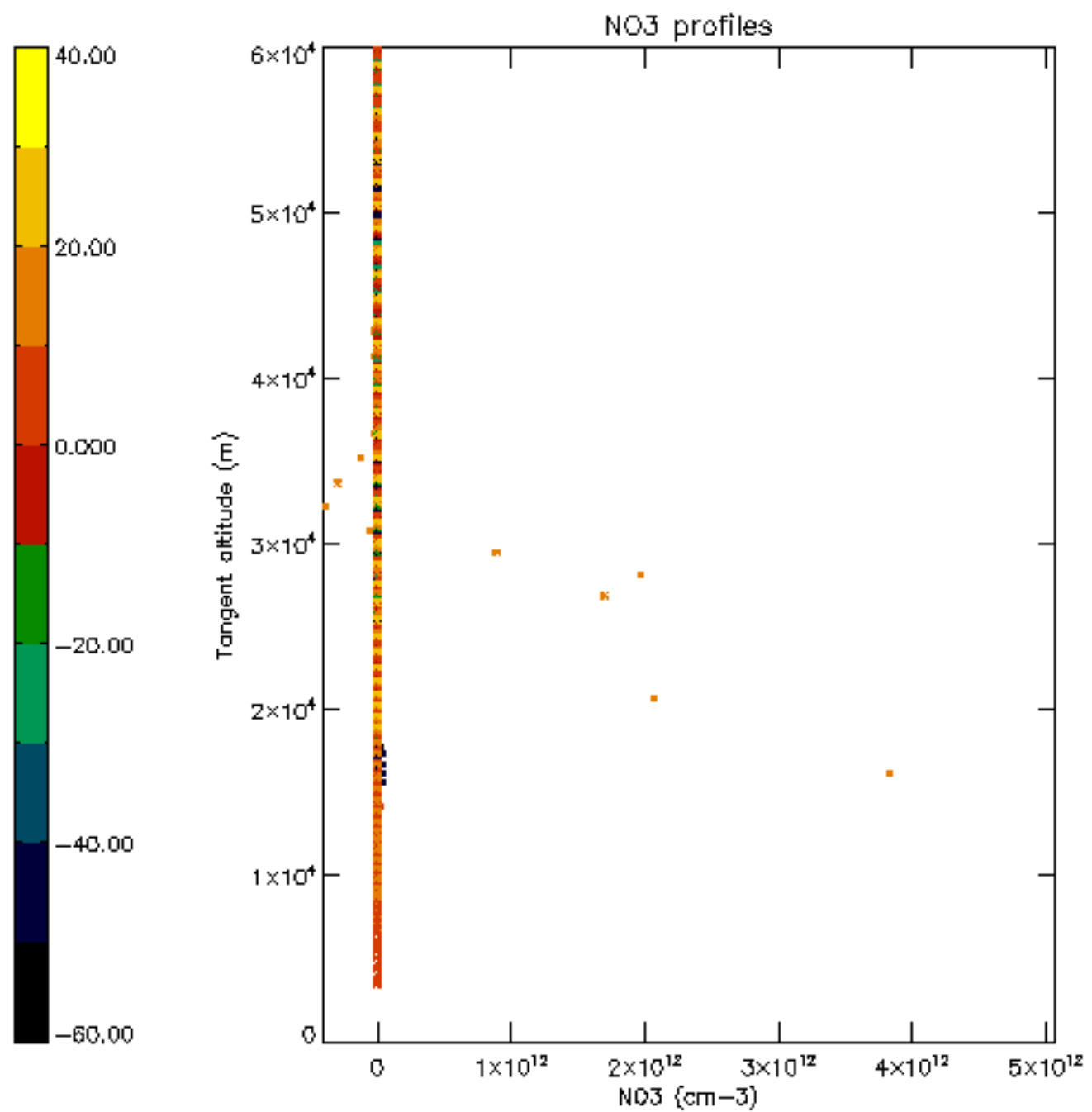


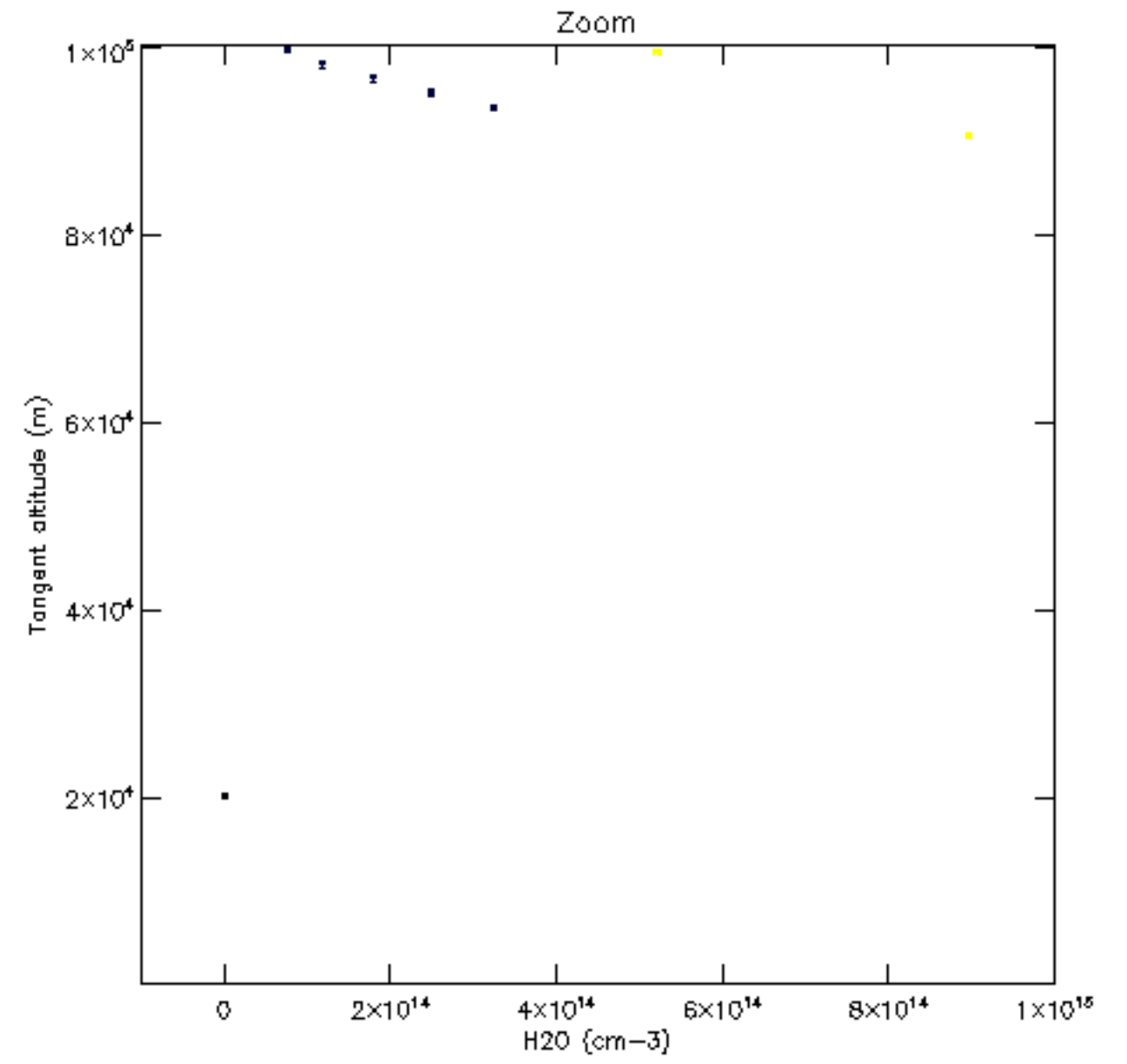
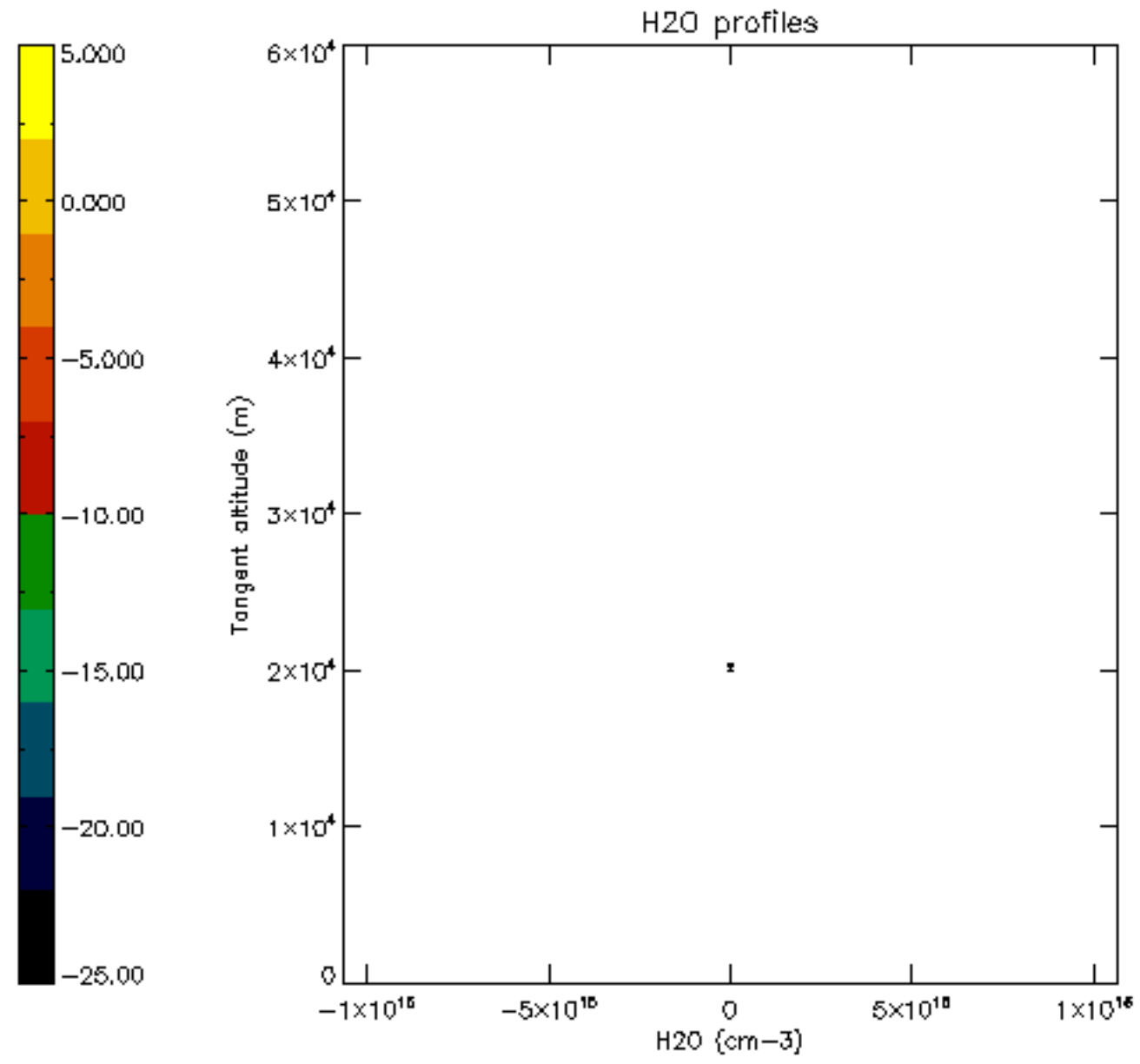


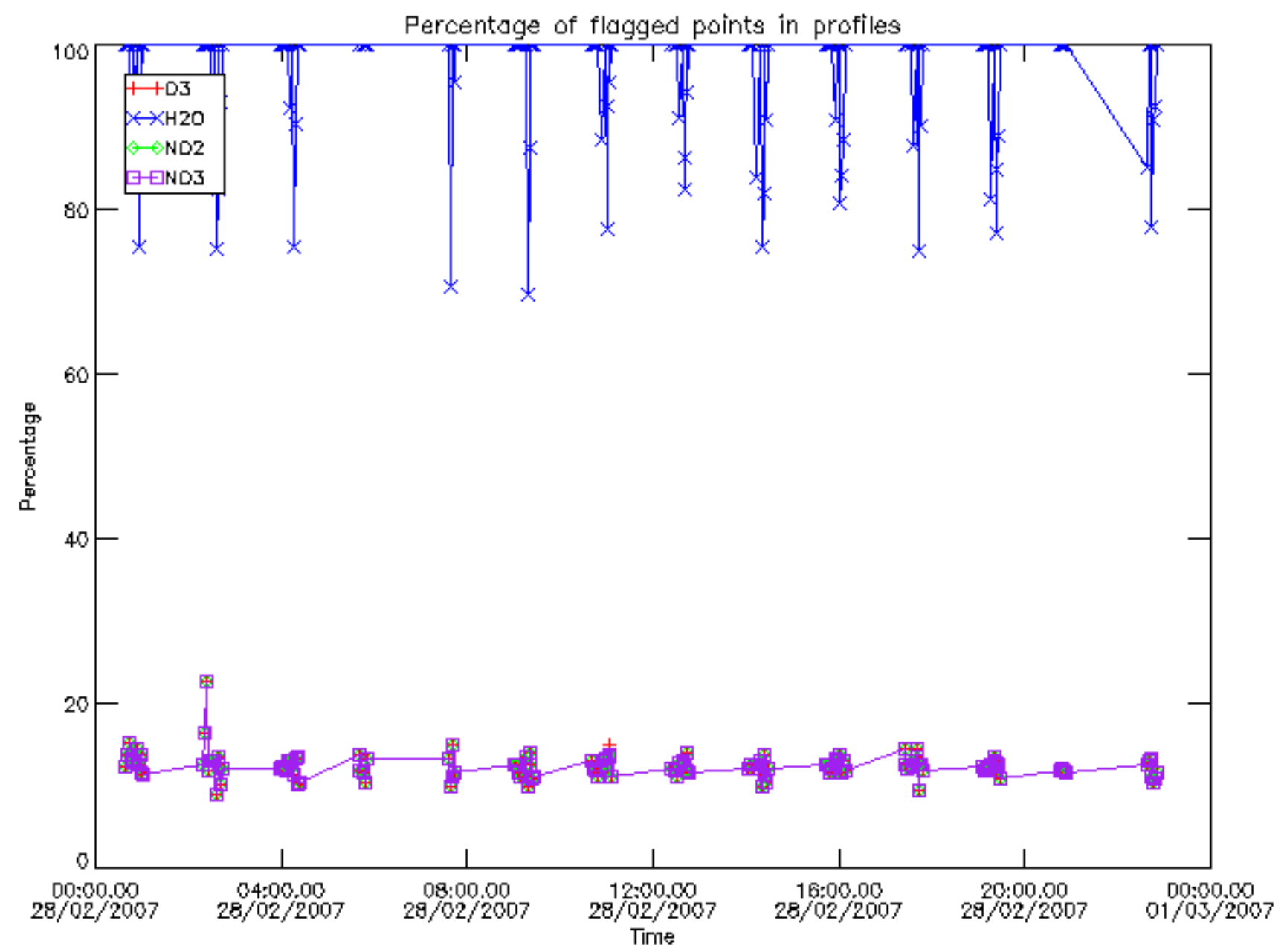




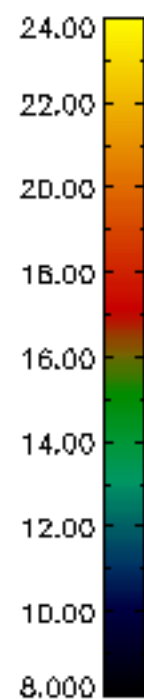
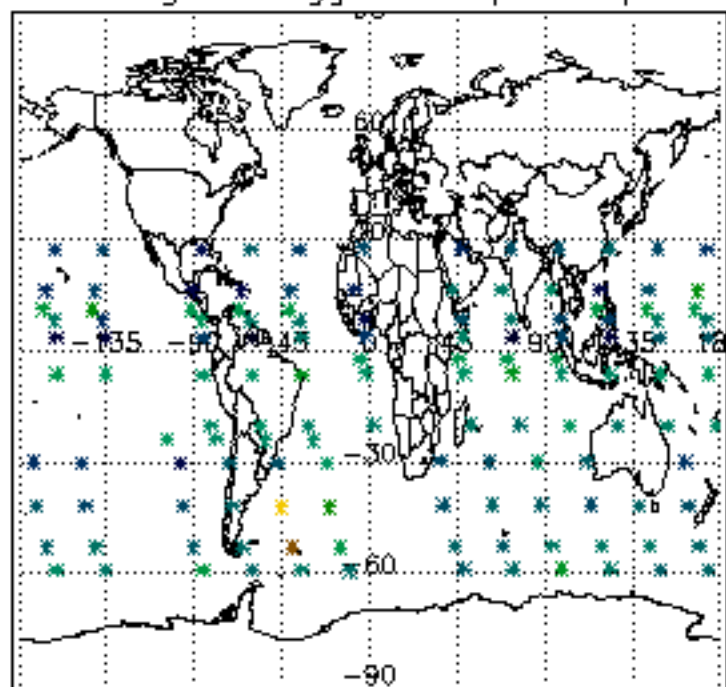




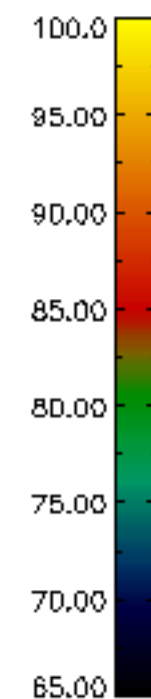
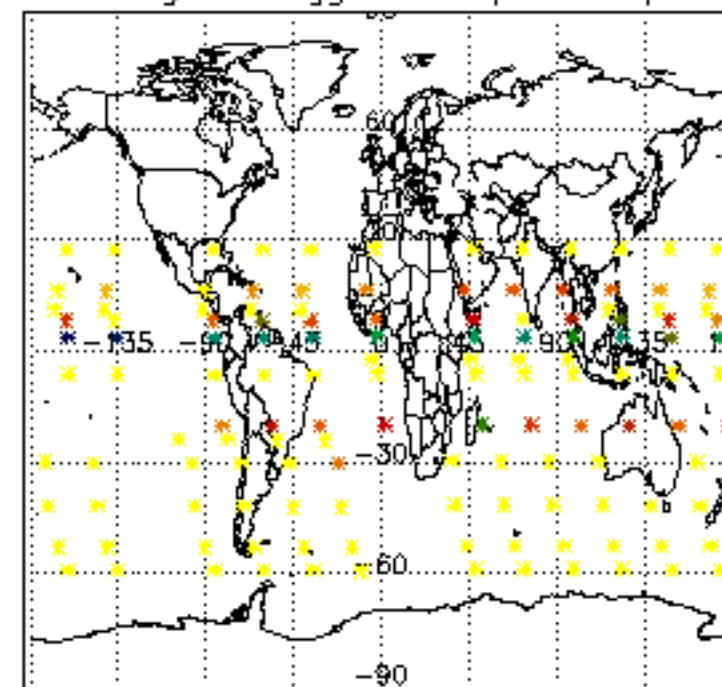




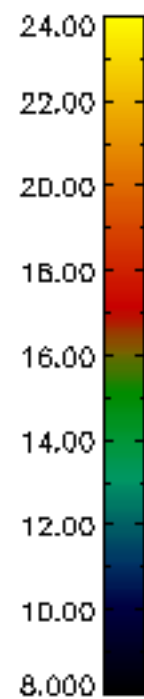
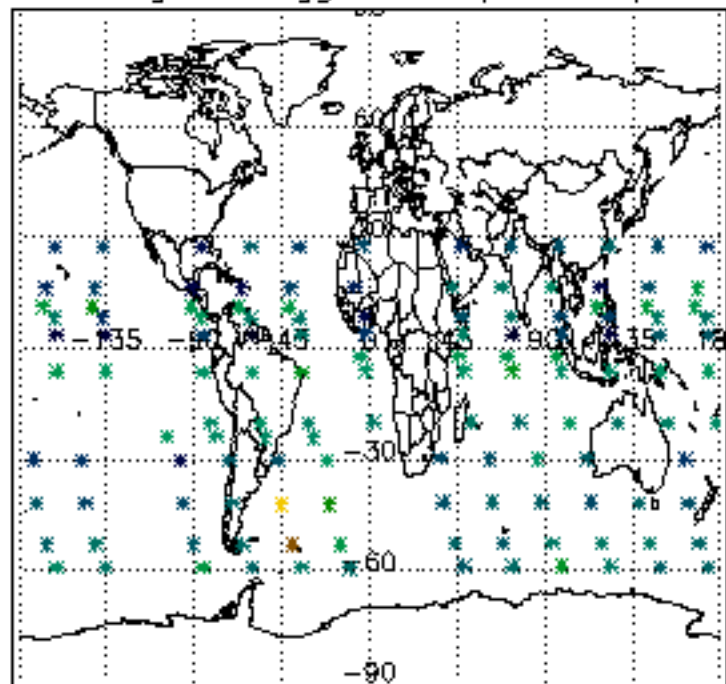
Percentage of flagged data per D3 profile



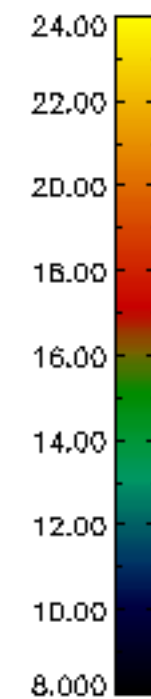
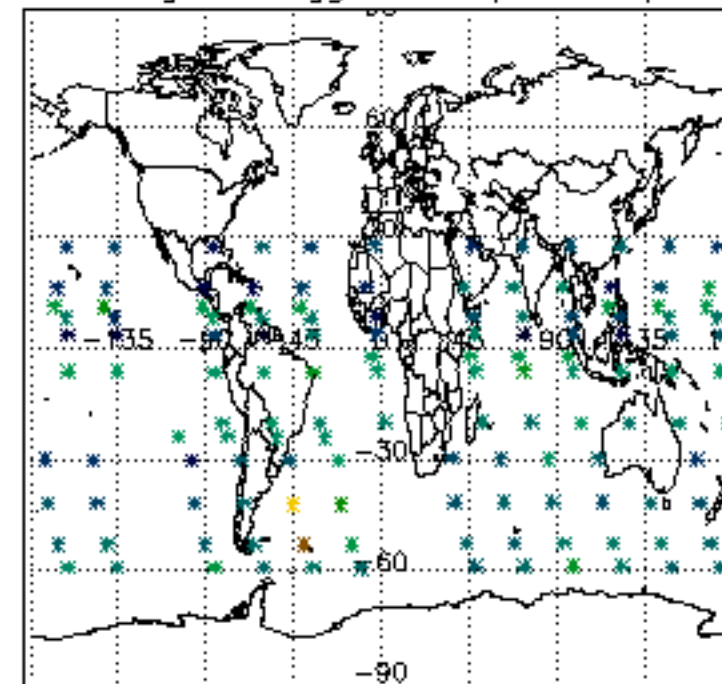
Percentage of flagged data per H2O profile

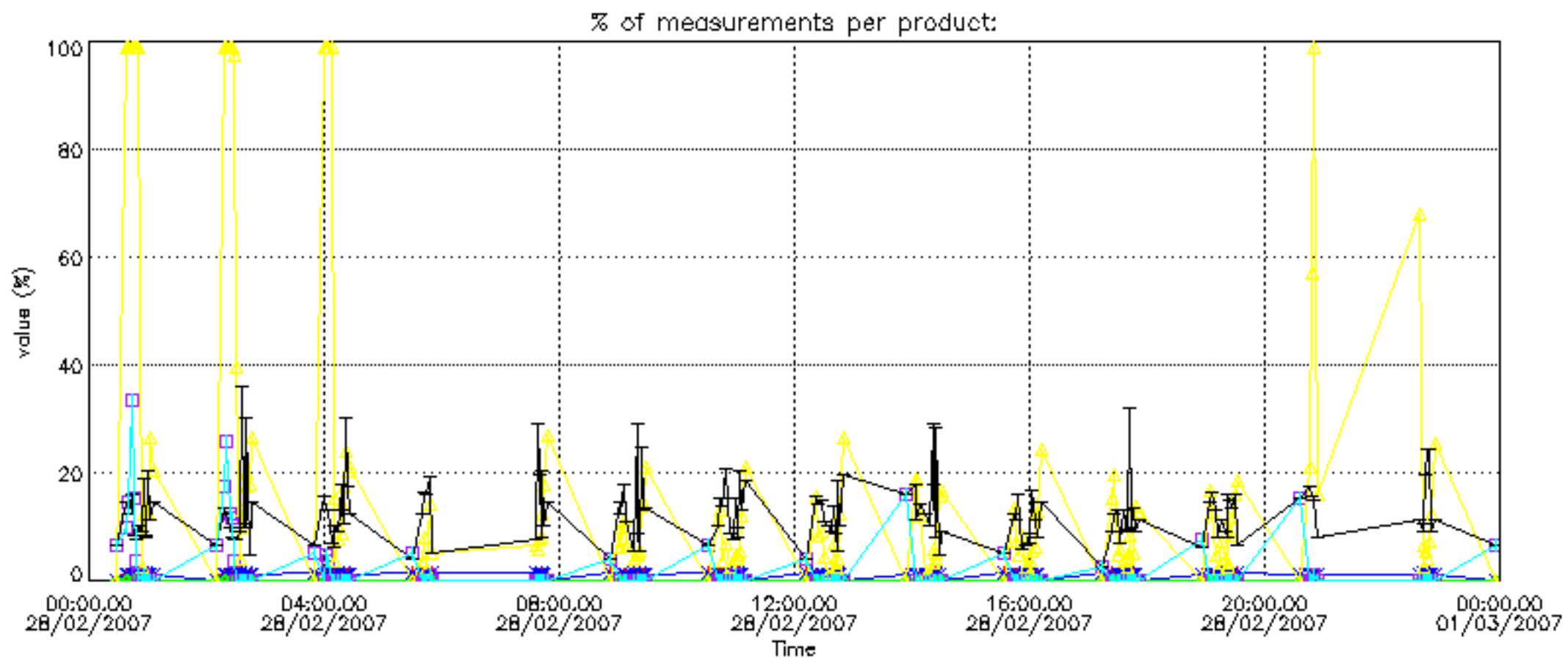


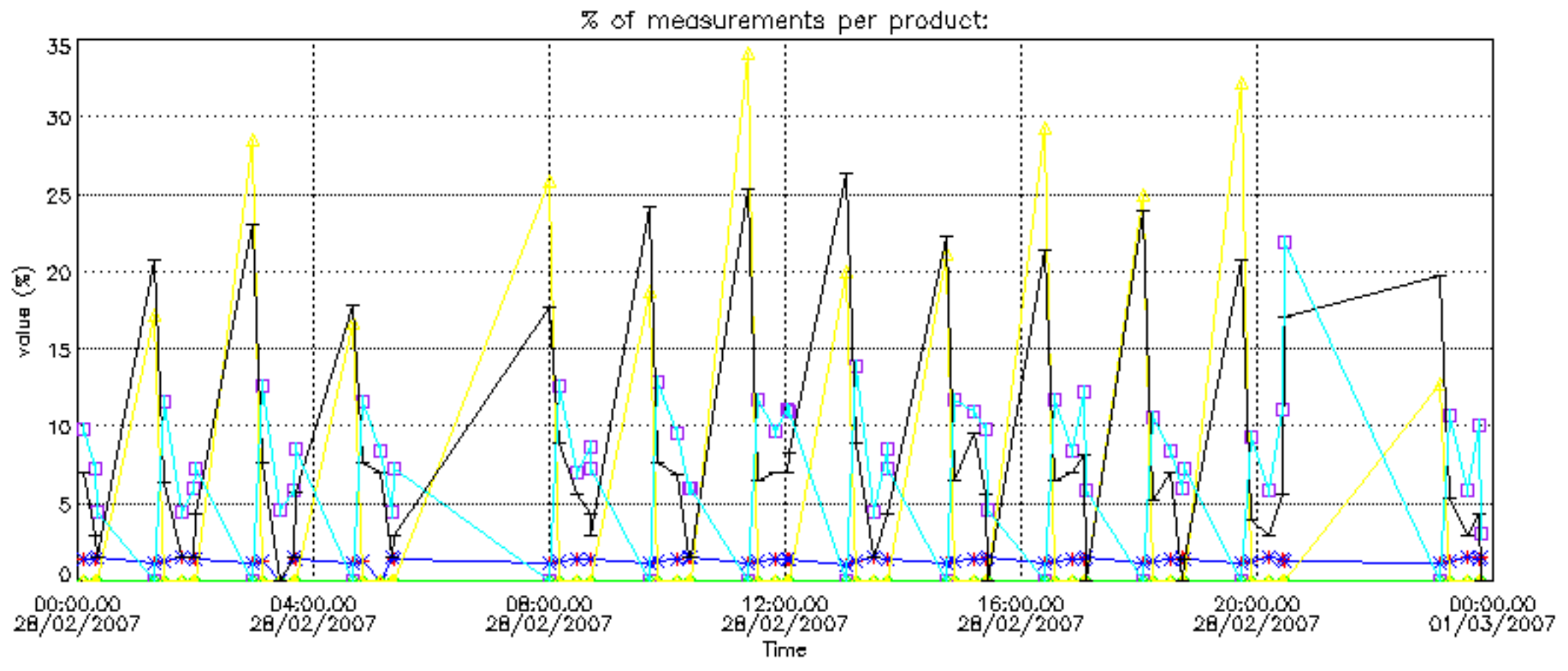
Percentage of flagged data per NO2 profile



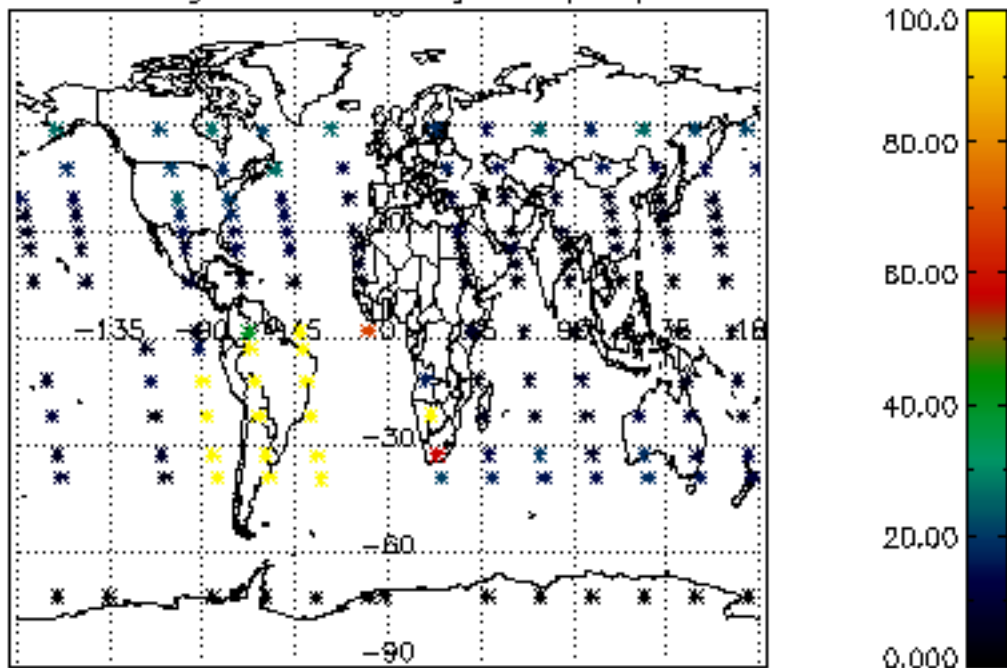
Percentage of flagged data per NO3 profile



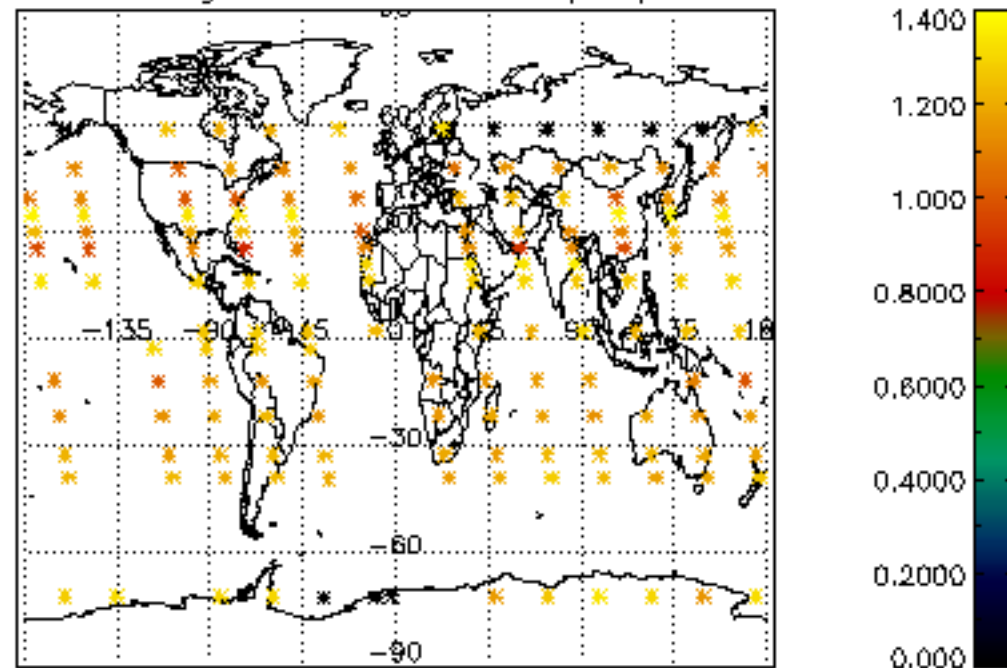




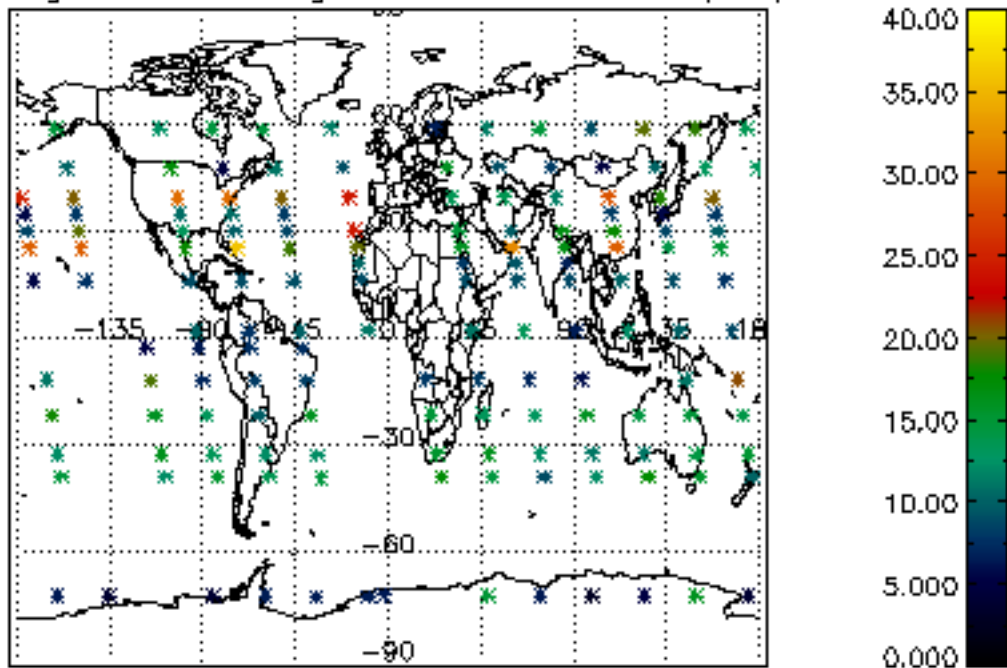
Percentage of cosmic ray hits per profile



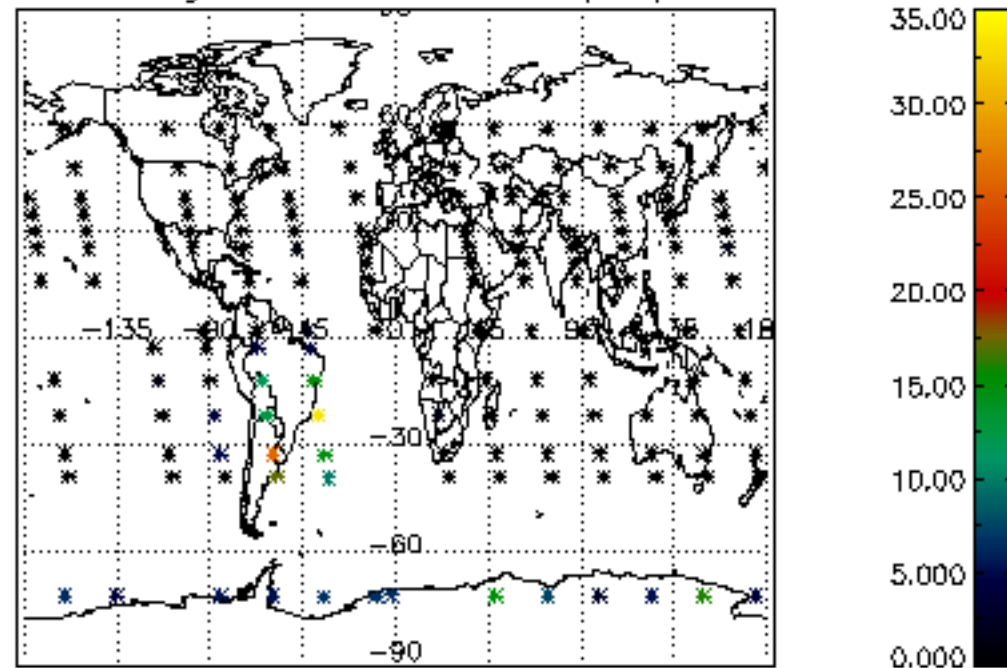
Percentage of datation errors per profile



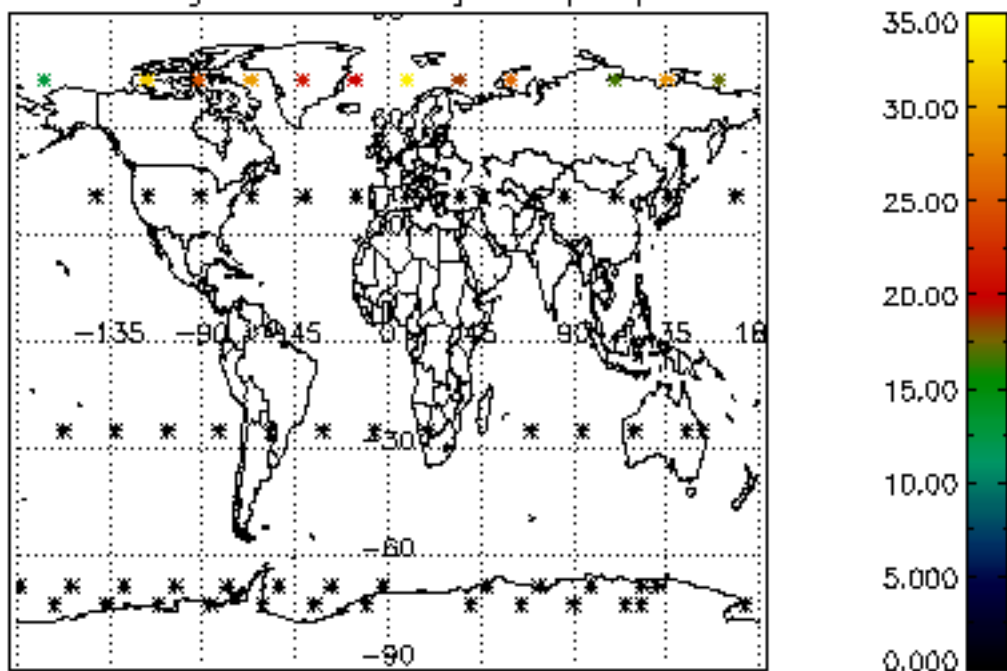
Percentage of star falling outside central band per profile



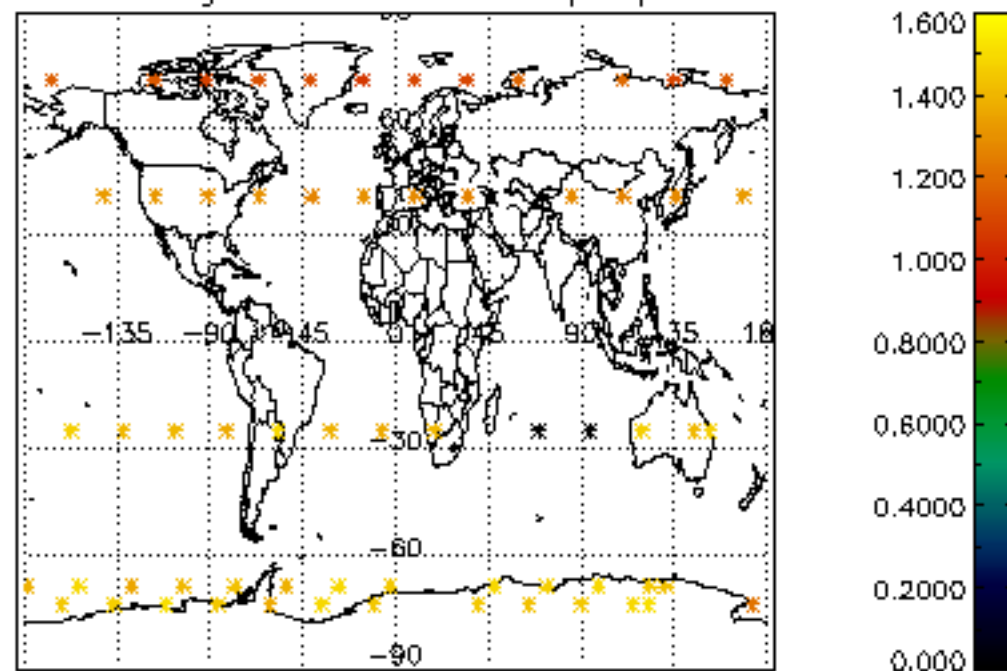
Percentage of saturation errors per profile



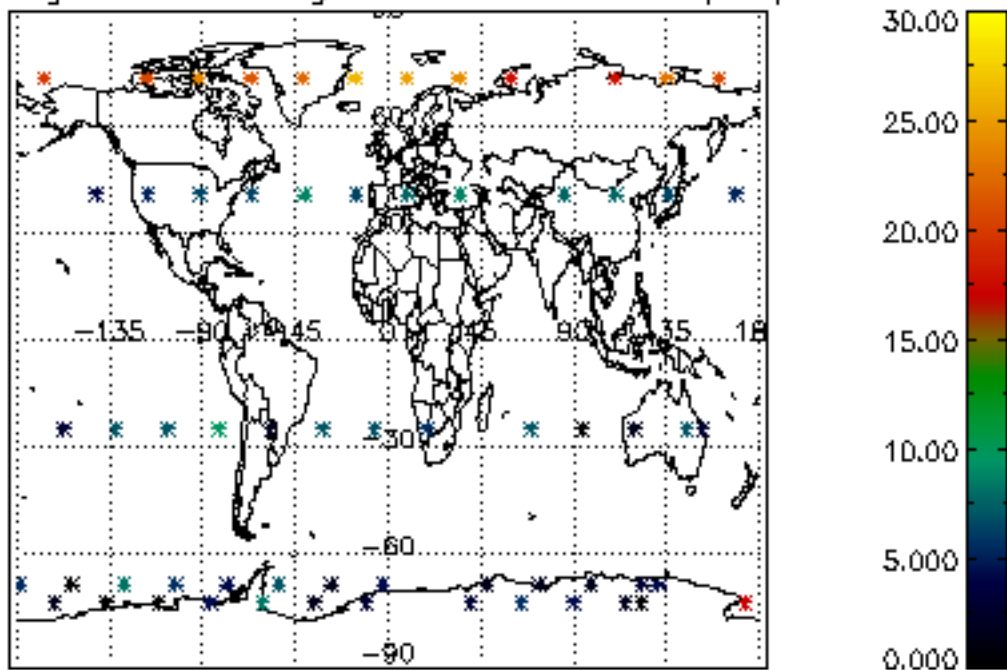
Percentage of cosmic ray hits per profile



Percentage of datation errors per profile



Percentage of star falling outside central band per profile



Percentage of saturation errors per profile

