

GOMOS Level 2 Daily Report

SUMMARY

[1. General Info](#)

[2. Summary of processed GOM_NL_2P products](#)

[3. Level 2 Quality information per product](#)

[3.1 Plot of level 2 quality information per product \(time dependant\)](#)

[3.2 Plot of level 2 quality information per product \(world map\)](#)

[4. Level 1 Quality information per product \(stored on level 2 products\)](#)

[4.1 Plot of level 1 quality information per product \(time dependant\)](#)

[4.1.1 Plot of level 1 quality information per product \(time dependant\): ASCENDING](#)

[4.1.2 Plot of level 1 quality information per product \(time dependant\): DESCENDING](#)

[4.2 Plot of level 1 quality information per product \(world map\)](#)

[4.2.1 Plot of level 1 quality information per product \(world map\): ASCENDING](#)

[4.2.2 Plot of level 1 quality information per product \(world map\): DESCENDING](#)

[5. Ozone profiles based on quality statistics and other trace gas profiles](#)

[5.1 Ozone statistics based on quality of products](#)

[5.2 Plot ozone profiles for all STD \(dark without errors\)](#)

[5.3 Plot ozone profiles where STD < 20% \(dark without errors\)](#)

[5.4. Plot ozone profiles where STD < 10% \(dark without errors\)](#)

[5.5. Plot ozone profiles where STD < 5% \(dark without errors\)](#)

[5.6 Plot NO2 profiles for all STD \(dark without errors\)](#)

[5.7 Plot NO3 profiles for all STD \(dark without errors\)](#)

[5.8 Plot H2O profiles \(only for occultations of stars 1,2,3,4,13,14,16,26,63 dark without errors\) for all STD](#)

[6. Auxiliary Data Files used for the production reported in section 2](#)

This report presents the daily analysis on parameters extracted from GOMOS level 2 data (GOM_NL__2P). It is intended to monitor some important parameters that will impact the quality of these products. A list of level 2 products (and content) that have arrived during the reporting day to the PCF is also given.

Item	Value
Time of report generation	22APR2013 14:06:20
Data source version	GOMOS/6.01
Start time of products	23-02-2007 (23FEB2007 00:00:00)
Stop time of products	24-02-2007 (24FEB2007 00:00:00)
Store outputs in DB	Yes
Nb of level 2 prods	266
Nb of prods with errors	0

2. Summary of processed GOM_NL__2P products.

Nr	Filename	UTC Start time	Limb	Duration	Star Id	Star Name	Star Mag	Star Temp	Nb Meas	Orbit	Prod. error
1	GOM_NL__2PRFIN20070223_000145_000000432055_00445_26050_2602.N1	23-FEB-2007 00:01:45	Dark	43.000	25	35Lam Sco	1.6200	28000.	86	26050	No
2	GOM_NL__2PRFIN20070223_000432_000000392055_00445_26050_2603.N1	23-FEB-2007 00:04:32	Dark	39.000	147	Alp Ara	2.8770	26000.	78	26050	No
3	GOM_NL__2PRFIN20070223_000916_000000502055_00446_26051_2596.N1	23-FEB-2007 00:09:16	Dark	50.000	43	Alp TrA	1.9100	4250.0	100	26051	No
4	GOM_NL__2PRFIN20070223_001219_000000452055_00446_26051_2597.N1	23-FEB-2007 00:12:19	Dark	44.500	4	Alp1Cen	-0.010000	5800.0	89	26051	No
5	GOM_NL__2PRFIN20070223_001339_000000472055_00446_26051_2598.N1	23-FEB-2007 00:13:39	Dark	46.500	10	Bet Cen	0.61000	28000.	93	26051	No
6	GOM_NL__2PRFIN20070223_001629_000000482055_00446_26051_2599.N1	23-FEB-2007 00:16:29	Dark	48.000	12	Alp1Cru	0.77500	30000.	96	26051	No
7	GOM_NL__2PRFIN20070223_001833_000000372055_00446_26051_2600.N1	23-FEB-2007 00:18:33	Dark	37.000	124	The Car	2.7640	30000.	74	26051	No
8	GOM_NL__2PRFIN20070223_002210_000000382055_00446_26051_2601.N1	23-FEB-2007 00:22:10	Straylight	37.500	91	Kap Vel	2.4900	26000.	75	26051	No
9	GOM_NL__2PRFIN20070223_002528_000000402055_00446_26051_2602.N1	23-FEB-2007 00:25:28	Straylight	39.500	65	Lam Vel	2.2040	4400.0	79	26051	No
10	GOM_NL__2PRFIN20070223_003507_000000452055_00446_26051_2603.N1	23-FEB-2007 00:35:07	Twilight	44.500	48	30Alp Hya	1.9770	4100.0	89	26051	No
11	GOM_NL__2PRFIN20070223_004604_000000382055_00446_26051_2604.N1	23-FEB-2007 00:46:04	Bright	38.000	17	78Bet Gem	1.1610	4500.0	76	26051	No
12	GOM_NL__2PRFIN20070223_010314_000000352055_00446_26051_2605.N1	23-FEB-2007 01:03:14	Bright	34.500	49	1Alp UMi	1.9900	6300.0	69	26051	No
13	GOM_NL__2PRFIN20070223_011031_000000342055_00446_26051_2606.N1	23-FEB-2007 01:10:31	Bright	33.500	89	5Alp Cep	2.4510	8000.0	67	26051	No
14	GOM_NL__2PRFIN20070223_011537_000000352055_00446_26051_2607.N1	23-FEB-2007 01:15:37	Bright	34.500	19	50Alp Cyg	1.2460	10500.	69	26051	No
15	GOM_NL__2PRFIN20070223_011711_000000342055_00446_26051_2608.N1	23-FEB-2007 01:17:11	Bright	34.000	66	37Gam Cyg	2.2080	5900.0	68	26051	No
16	GOM_NL__2PRFIN20070223_012532_000000362055_00446_26051_2609.N1	23-FEB-2007 01:25:32	Bright	36.000	168	17Zet Aql	2.9860	11000.	72	26051	No
17	GOM_NL__2PRFIN20070223_013510_000000412055_00446_26051_2610.N1	23-FEB-2007 01:35:10	Twilight	40.500	155	41Pi Sgr	2.9000	6600.0	81	26051	No
18	GOM_NL__2PRFIN20070223_013654_000000422055_00446_26051_2611.N1	23-FEB-2007 01:36:54	Dark	41.500	57	34Sig Sgr	2.0660	26000.	83	26051	No
19	GOM_NL__2PRFIN20070223_013951_000000412055_00446_26051_2612.N1	23-FEB-2007 01:39:51	Dark	41.000	38	20Eps Sgr	1.8360	11000.	82	26051	No
20	GOM_NL__2PRFIN20070223_014222_000000422055_00446_26051_2613.N1	23-FEB-2007 01:42:22	Dark	42.000	25	35Lam Sco	1.6200	28000.	84	26051	No
21	GOM_NL__2PRFIN20070223_014509_000000392055_00446_26051_2614.N1	23-FEB-2007 01:45:09	Dark	38.500	147	Alp Ara	2.8770	26000.	77	26051	No
22	GOM_NL__2PRFIN20070223_014952_000000412055_00447_26052_2662.N1	23-FEB-2007 01:49:52	Dark	40.500	43	Alp TrA	1.9100	4250.0	81	26052	No
23	GOM_NL__2PRFIN20070223_015255_000000462055_00447_26052_2663.N1	23-FEB-2007 01:52:55	Dark	45.500	4	Alp1Cen	-0.010000	5800.0	91	26052	No
24	GOM_NL__2PRFIN20070223_015415_000000492055_00447_26052_2664.N1	23-FEB-2007 01:54:15	Dark	48.500	10	Bet Cen	0.61000	28000.	97	26052	No
25	GOM_NL__2PRFIN20070223_015705_000000482055_00447_26052_2665.N1	23-FEB-2007 01:57:05	Dark	48.000	12	Alp1Cru	0.77500	30000.	96	26052	No
26	GOM_NL__2PRFIN20070223_015909_000000362055_00447_26052_2666.N1	23-FEB-2007 01:59:09	Dark	35.500	124	The Car	2.7640	30000.	71	26052	No
27	GOM_NL__2PRFIN20070223_020246_000000372055_00447_26052_2667.N1	23-FEB-2007 02:02:46	Straylight	37.000	91	Kap Vel	2.4900	26000.	74	26052	No
28	GOM_NL__2PRFIN20070223_020604_000000432055_00447_26052_2668.N1	23-FEB-2007 02:06:04	Straylight	43.000	65	Lam Vel	2.2040	4400.0	86	26052	No
29	GOM_NL__2PRFIN20070223_021543_000000452055_00447_26052_2669.N1	23-FEB-2007 02:15:43	Twilight	45.000	48	30Alp Hya	1.9770	4100.0	90	26052	No
30	GOM_NL__2PRFIN20070223_022641_000000402055_00447_26052_2670.N1	23-FEB-2007 02:26:41	Bright	39.500	17	78Bet Gem	1.1610	4500.0	79	26052	No
31	GOM_NL__2PRFIN20070223_024350_000000362055_00447_26052_2671.N1	23-FEB-2007 02:43:50	Bright	35.500	49	1Alp UMi	1.9900	6300.0	71	26052	No
32	GOM_NL__2PRFIN20070223_025107_000000442055_00447_26052_2672.N1	23-FEB-2007 02:51:07	Bright	43.500	89	5Alp Cep	2.4510	8000.0	87	26052	No
33	GOM_NL__2PRFIN20070223_025613_000000362055_00447_26052_2673.N1	23-FEB-2007 02:56:13	Bright	36.000	19	50Alp Cyg	1.2460	10500.	72	26052	No
34	GOM_NL__2PRFIN20070223_025747_000000332055_00447_26052_2674.N1	23-FEB-2007 02:57:47	Bright	33.000	66	37Gam Cyg	2.2080	5900.0	66	26052	No
35	GOM_NL__2PRFIN20070223_030608_000000372055_00447_26052_2675.N1	23-FEB-2007 03:06:08	Bright	37.000	168	17Zet Aql	2.9860	11000.	74	26052	No
36	GOM_NL__2PRFIN20070223_031547_000000402055_00447_26052_2676.N1	23-FEB-2007 03:15:47	Twilight	40.000	155	41Pi Sgr	2.9000	6600.0	80	26052	No
37	GOM_NL__2PRFIN20070223_031731_000000402055_00447_26052_2677.N1	23-FEB-2007 03:17:31	Dark	40.000	57	34Sig Sgr	2.0660	26000.	80	26052	No
38	GOM_NL__2PRFIN20070223_032028_000000432055_00447_26052_2678.N1	23-FEB-2007 03:20:28	Dark	42.500	38	20Eps Sgr	1.8360	11000.	85	26052	No
39	GOM_NL__2PRFIN20070223_032258_000000422055_00447_26052_2679.N1	23-FEB-2007 03:22:58	Dark	41.500	25	35Lam Sco	1.6200	28000.	83	26052	No
40	GOM_NL__2PRFIN20070223_032545_000000392055_00447_26052_2680.N1	23-FEB-2007 03:25:45	Dark	39.000	147	Alp Ara	2.8770	26000.	78	26052	No
41	GOM_NL__2PRFIN20070223_032706_000000392055_00447_26052_2681.N1	23-FEB-2007 03:27:06	Dark	38.500	141	Bet Ara	2.8400	4600.0	77	26052	No
42	GOM_NL__2PRFIN20070223_033028_000000442055_00448_26053_2629.N1	23-FEB-2007 03:30:28	Dark	44.000	43	Alp TrA	1.9100	4250.0	88	26053	No

43	GOM_NL__2PRFIN20070223_033332_000000412055_00448_26053_2630.N1	23-FEB-2007 03:33:32	Dark	40.500	4	Alp1Cen	-0.010000	5800.0	81	26053	No
44	GOM_NL__2PRFIN20070223_033452_000000532055_00448_26053_2631.N1	23-FEB-2007 03:34:52	Dark	52.500	10	Bet Cen	0.61000	28000.	105	26053	No
45	GOM_NL__2PRFIN20070223_033741_000000512055_00448_26053_2632.N1	23-FEB-2007 03:37:41	Dark	50.500	12	Alp1Cru	0.77500	30000.	101	26053	No
46	GOM_NL__2PRFIN20070223_033946_000000372055_00448_26053_2633.N1	23-FEB-2007 03:39:46	Dark	36.500	124	The Car	2.7640	30000.	73	26053	No
47	GOM_NL__2PRFIN20070223_034322_000000372055_00448_26053_2634.N1	23-FEB-2007 03:43:22	Straylight	36.500	91	Kap Vel	2.4900	26000.	73	26053	No
48	GOM_NL__2PRFIN20070223_034640_000000422055_00448_26053_2635.N1	23-FEB-2007 03:46:40	Straylight	41.500	65	Lam Vel	2.2040	4400.0	83	26053	No
49	GOM_NL__2PRFIN20070223_035619_000000462055_00448_26053_2636.N1	23-FEB-2007 03:56:19	Tw_i_and_stray	46.000	48	30Alp Hya	1.9770	4100.0	92	26053	No
50	GOM_NL__2PRFIN20070223_040717_000000392055_00448_26053_2637.N1	23-FEB-2007 04:07:17	Bright	38.500	17	78Bet Gem	1.1610	4500.0	77	26053	No
51	GOM_NL__2PRFIN20070223_042426_000000352055_00448_26053_2638.N1	23-FEB-2007 04:24:26	Bright	35.000	49	1Alp UMi	1.9900	6300.0	70	26053	No
52	GOM_NL__2PRFIN20070223_043143_000000352055_00448_26053_2639.N1	23-FEB-2007 04:31:43	Bright	34.500	89	5Alp Cep	2.4510	8000.0	69	26053	No
53	GOM_NL__2PRFIN20070223_043649_000000342055_00448_26053_2640.N1	23-FEB-2007 04:36:49	Bright	33.500	19	50Alp Cyg	1.2460	10500.	67	26053	No
54	GOM_NL__2PRFIN20070223_043824_000000362055_00448_26053_2641.N1	23-FEB-2007 04:38:24	Bright	35.500	66	37Gam Cyg	2.2080	5900.0	71	26053	No
55	GOM_NL__2PRFIN20070223_044644_000000372055_00448_26053_2642.N1	23-FEB-2007 04:46:44	Bright	36.500	168	17Zet Aql	2.9860	11000.	73	26053	No
56	GOM_NL__2PRFIN20070223_045623_000000402055_00448_26053_2643.N1	23-FEB-2007 04:56:23	Twilight	40.000	155	41Pi Sgr	2.9000	6600.0	80	26053	No
57	GOM_NL__2PRFIN20070223_045807_000000392055_00448_26053_2644.N1	23-FEB-2007 04:58:07	Dark	39.000	57	34Sig Sgr	2.0660	26000.	78	26053	No
58	GOM_NL__2PRFIN20070223_050104_000000412055_00448_26053_2645.N1	23-FEB-2007 05:01:04	Dark	40.500	38	20Eps Sgr	1.8360	11000.	81	26053	No
59	GOM_NL__2PRFIN20070223_050335_000000452055_00448_26053_2646.N1	23-FEB-2007 05:03:35	Dark	44.500	25	35Lam Sco	1.6200	28000.	89	26053	No
60	GOM_NL__2PRFIN20070223_050622_000000382055_00448_26053_2647.N1	23-FEB-2007 05:06:22	Dark	38.000	147	Alp Ara	2.8770	26000.	76	26053	No
61	GOM_NL__2PRFIN20070223_050743_000000422055_00448_26053_2648.N1	23-FEB-2007 05:07:43	Dark	41.500	141	Bet Ara	2.8400	4600.0	83	26053	No
62	GOM_NL__2PRFIN20070223_051105_000000462055_00449_26054_2641.N1	23-FEB-2007 05:11:05	Dark	46.000	43	Alp TrA	1.9100	4250.0	92	26054	No
63	GOM_NL__2PRFIN20070223_051409_000000462055_00449_26054_2642.N1	23-FEB-2007 05:14:09	Dark	46.000	4	Alp1Cen	-0.010000	5800.0	92	26054	No
64	GOM_NL__2PRFIN20070223_051529_000000522055_00449_26054_2643.N1	23-FEB-2007 05:15:29	Dark	51.500	10	Bet Cen	0.61000	28000.	103	26054	No
65	GOM_NL__2PRFIN20070223_051818_000000512055_00449_26054_2644.N1	23-FEB-2007 05:18:18	Dark	51.000	12	Alp1Cru	0.77500	30000.	102	26054	No
66	GOM_NL__2PRFIN20070223_052022_000000372055_00449_26054_2645.N1	23-FEB-2007 05:20:22	Dark	37.000	124	The Car	2.7640	30000.	74	26054	No
67	GOM_NL__2PRFIN20070223_052358_000000382055_00449_26054_2646.N1	23-FEB-2007 05:23:58	Straylight	37.500	91	Kap Vel	2.4900	26000.	75	26054	No
68	GOM_NL__2PRFIN20070223_052716_000000432055_00449_26054_2647.N1	23-FEB-2007 05:27:16	Straylight	43.000	65	Lam Vel	2.2040	4400.0	86	26054	No
69	GOM_NL__2PRFIN20070223_053655_000000462055_00449_26054_2648.N1	23-FEB-2007 05:36:55	Tw_i_and_stray	46.000	48	30Alp Hya	1.9770	4100.0	92	26054	No
70	GOM_NL__2PRFIN20070223_054753_000000372055_00449_26054_2649.N1	23-FEB-2007 05:47:53	Bright	37.000	17	78Bet Gem	1.1610	4500.0	74	26054	No
71	GOM_NL__2PRFIN20070223_060502_000000362055_00449_26054_2650.N1	23-FEB-2007 06:05:02	Bright	35.500	49	1Alp UMi	1.9900	6300.0	71	26054	No
72	GOM_NL__2PRFIN20070223_061219_000000352055_00449_26054_2651.N1	23-FEB-2007 06:12:19	Bright	35.000	89	5Alp Cep	2.4510	8000.0	70	26054	No
73	GOM_NL__2PRFIN20070223_061725_000000362055_00449_26054_2652.N1	23-FEB-2007 06:17:25	Bright	35.500	19	50Alp Cyg	1.2460	10500.	71	26054	No
74	GOM_NL__2PRFIN20070223_061900_000000362055_00449_26054_2653.N1	23-FEB-2007 06:19:00	Bright	36.000	66	37Gam Cyg	2.2080	5900.0	72	26054	No
75	GOM_NL__2PRFIN20070223_062720_000000372055_00449_26054_2654.N1	23-FEB-2007 06:27:20	Bright	36.500	168	17Zet Aql	2.9860	11000.	73	26054	No
76	GOM_NL__2PRFIN20070223_063659_000000412055_00449_26054_2655.N1	23-FEB-2007 06:36:59	Twilight	40.500	155	41Pi Sgr	2.9000	6600.0	81	26054	No
77	GOM_NL__2PRFIN20070223_063844_000000402055_00449_26054_2656.N1	23-FEB-2007 06:38:44	Dark	40.000	57	34Sig Sgr	2.0660	26000.	80	26054	No
78	GOM_NL__2PRFIN20070223_064140_000000412055_00449_26054_2657.N1	23-FEB-2007 06:41:40	Dark	40.500	38	20Eps Sgr	1.8360	11000.	81	26054	No
79	GOM_NL__2PRFIN20070223_064412_000000462055_00449_26054_2658.N1	23-FEB-2007 06:44:12	Dark	46.000	25	35Lam Sco	1.6200	28000.	92	26054	No
80	GOM_NL__2PRFIN20070223_064658_000000402055_00449_26054_2659.N1	23-FEB-2007 06:46:58	Dark	40.000	147	Alp Ara	2.8770	26000.	80	26054	No
81	GOM_NL__2PRFIN20070223_064819_000000412055_00449_26054_2660.N1	23-FEB-2007 06:48:19	Dark	40.500	141	Bet Ara	2.8400	4600.0	81	26054	No
82	GOM_NL__2PRFIN20070223_065141_000000502055_00450_26055_2666.N1	23-FEB-2007 06:51:41	Dark	49.500	43	Alp TrA	1.9100	4250.0	99	26055	No
83	GOM_NL__2PRFIN20070223_065445_000000542055_00450_26055_2667.N1	23-FEB-2007 06:54:45	Dark	54.000	4	Alp1Cen	-0.010000	5800.0	108	26055	No
84	GOM_NL__2PRFIN20070223_065605_000000422055_00450_26055_2668.N1	23-FEB-2007 06:56:05	Dark	41.500	10	Bet Cen	0.61000	28000.	83	26055	No
85	GOM_NL__2PRFIN20070223_065854_000000412055_00450_26055_2669.N1	23-FEB-2007 06:58:54	Dark	41.000	12	Alp1Cru	0.77500	30000.	82	26055	No
86	GOM_NL__2PRFIN20070223_070058_000000372055_00450_26055_2670.N1	23-FEB-2007 07:00:58	Dark	37.000	124	The Car	2.7640	30000.	74	26055	No
87	GOM_NL__2PRFIN20070223_070434_000000372055_00450_26055_2671.N1	23-FEB-2007 07:04:34	Straylight	36.500	91	Kap Vel	2.4900	26000.	73	26055	No
88	GOM_NL__2PRFIN20070223_070753_000000432055_00450_26055_2672.N1	23-FEB-2007 07:07:53	Straylight	42.500	65	Lam Vel	2.2040	4400.0	85	26055	No
89	GOM_NL__2PRFIN20070223_071731_000000472055_00450_26055_2673.N1	23-FEB-2007 07:17:31	Tw_i_and_stray	47.000	48	30Alp Hya	1.9770	4100.0	94	26055	No
90	GOM_NL__2PRFIN20070223_072829_000000382055_00450_26055_2674.N1	23-FEB-2007 07:28:29	Bright	38.000	17	78Bet Gem	1.1610	4500.0	76	26055	No
91	GOM_NL__2PRFIN20070223_074538_000000362055_00450_26055_2675.N1	23-FEB-2007 07:45:38	Bright	35.500	49	1Alp UMi	1.9900	6300.0	71	26055	No
92	GOM_NL__2PRFIN20070223_075255_000000352055_00450_26055_2676.N1	23-FEB-2007 07:52:55	Bright	34.500	89	5Alp Cep	2.4510	8000.0	69	26055	No
93	GOM_NL__2PRFIN20070223_075801_000000342055_00450_26055_2677.N1	23-FEB-2007 07:58:01	Bright	33.500	19	50Alp Cyg	1.2460	10500.	67	26055	No
94	GOM_NL__2PRFIN20070223_075936_000000342055_00450_26055_2678.N1	23-FEB-2007 07:59:36	Bright	34.000	66	37Gam Cyg	2.2080	5900.0	68	26055	No
95	GOM_NL__2PRFIN20070223_080757_000000382055_00450_26055_2679.N1	23-FEB-2007 08:07:57	Bright	37.500	168	17Zet Aql	2.9860	11000.	75	26055	No
96	GOM_NL__2PRFIN20070223_081736_000000422055_00450_26055_2680.N1	23-FEB-2007 08:17:36	Twilight	42.000	155	41Pi Sgr	2.9000	6600.0	84	26055	No
97	GOM_NL__2PRFIN20070223_081920_000000402055_00450_26055_2681.N1	23-FEB-2007 08:19:20	Dark	40.000	57	34Sig Sgr	2.0660	26000.	80	26055	No
98	GOM_NL__2PRFIN20070223_082217_000000422055_00450_26055_2682.N1	23-FEB-2007 08:22:17	Dark	41.500	38	20Eps Sgr	1.8360	11000.	83	26055	No
99	GOM_NL__2PRFIN20070223_082448_000000422055_00450_26055_2683.N1	23-FEB-2007 08:24:48	Dark	42.000	25	35Lam Sco	1.6200	28000.	84	26055	No
100	GOM_NL__2PRFIN20070223_082735_000000392055_00450_26055_2684.N1	23-FEB-2007 08:27:35	Dark	39.000	147	Alp Ara	2.8770	26000.	78	26055	No
101	GOM_NL__2PRFIN20070223_082856_000000392055_00450_26055_2685.N1	23-FEB-2007 08:28:56	Dark	39.000	141	Bet Ara	2.8400	4600.0	78	26055	No

102	GOM_NL__2PRFIN20070223_083217_000000422055_00451_26056_2692.N1	23-FEB-2007 08:32:17	Dark	42.000	43	Alp TrA	1.9100	4250.0	84	26056	No
103	GOM_NL__2PRFIN20070223_083522_000000462055_00451_26056_2693.N1	23-FEB-2007 08:35:22	Dark	46.000	4	Alp1Cen	-0.010000	5800.0	92	26056	No
104	GOM_NL__2PRFIN20070223_083642_000000492055_00451_26056_2694.N1	23-FEB-2007 08:36:42	Dark	49.000	10	Bet Cen	0.61000	28000.	98	26056	No
105	GOM_NL__2PRFIN20070223_083931_000000452055_00451_26056_2695.N1	23-FEB-2007 08:39:31	Dark	45.000	12	Alp1Cru	0.77500	30000.	90	26056	No
106	GOM_NL__2PRFIN20070223_084134_000000372055_00451_26056_2696.N1	23-FEB-2007 08:41:34	Dark	36.500	124	The Car	2.7640	30000.	73	26056	No
107	GOM_NL__2PRFIN20070223_084510_000000362055_00451_26056_2697.N1	23-FEB-2007 08:45:10	Straylight	36.000	91	Kap Vel	2.4900	26000.	72	26056	No
108	GOM_NL__2PRFIN20070223_084829_000000422055_00451_26056_2698.N1	23-FEB-2007 08:48:29	Straylight	42.000	65	Lam Vel	2.2040	4400.0	84	26056	No
109	GOM_NL__2PRFIN20070223_085807_000000462055_00451_26056_2699.N1	23-FEB-2007 08:58:07	Twl_and_stray	45.500	48	30Alp Hya	1.9770	4100.0	91	26056	No
110	GOM_NL__2PRFIN20070223_090905_000000382055_00451_26056_2700.N1	23-FEB-2007 09:09:05	Bright	38.000	17	78Bet Gem	1.1610	4500.0	76	26056	No
111	GOM_NL__2PRFIN20070223_092614_000000352055_00451_26056_2701.N1	23-FEB-2007 09:26:14	Bright	35.000	49	1Alp UMi	1.9900	6300.0	70	26056	No
112	GOM_NL__2PRFIN20070223_093332_000000352055_00451_26056_2702.N1	23-FEB-2007 09:33:32	Bright	34.500	89	5Alp Cep	2.4510	8000.0	69	26056	No
113	GOM_NL__2PRFIN20070223_093837_000000362055_00451_26056_2703.N1	23-FEB-2007 09:38:37	Bright	36.000	19	50Alp Cyg	1.2460	10500.	72	26056	No
114	GOM_NL__2PRFIN20070223_094012_000000352055_00451_26056_2704.N1	23-FEB-2007 09:40:12	Bright	35.000	66	37Gam Cyg	2.2080	5900.0	70	26056	No
115	GOM_NL__2PRFIN20070223_094833_000000372055_00451_26056_2705.N1	23-FEB-2007 09:48:33	Bright	37.000	168	17Zet Aql	2.9860	11000.	74	26056	No
116	GOM_NL__2PRFIN20070223_095812_000000402055_00451_26056_2706.N1	23-FEB-2007 09:58:12	Twilight	39.500	155	41Pi Sgr	2.9000	6600.0	79	26056	No
117	GOM_NL__2PRFIN20070223_095956_000000392055_00451_26056_2707.N1	23-FEB-2007 09:59:56	Dark	39.000	57	34Sig Sgr	2.0660	26000.	78	26056	No
118	GOM_NL__2PRFIN20070223_100253_000000422055_00451_26056_2708.N1	23-FEB-2007 10:02:53	Dark	41.500	38	20Eps Sgr	1.8360	11000.	83	26056	No
119	GOM_NL__2PRFIN20070223_100525_000000422055_00451_26056_2709.N1	23-FEB-2007 10:05:25	Dark	42.000	25	35Lam Sco	1.6200	28000.	84	26056	No
120	GOM_NL__2PRFIN20070223_100811_000000392055_00451_26056_2710.N1	23-FEB-2007 10:08:11	Dark	38.500	147	Alp Ara	2.8770	26000.	77	26056	No
121	GOM_NL__2PRFIN20070223_100932_000000392055_00451_26056_2711.N1	23-FEB-2007 10:09:32	Dark	39.000	141	Bet Ara	2.8400	4600.0	78	26056	No
122	GOM_NL__2PRFIN20070223_101253_000000392055_00452_26057_2728.N1	23-FEB-2007 10:12:53	Dark	38.500	43	Alp TrA	1.9100	4250.0	77	26057	No
123	GOM_NL__2PRFIN20070223_101558_000000442055_00452_26057_2729.N1	23-FEB-2007 10:15:58	Dark	43.500	4	Alp1Cen	-0.010000	5800.0	87	26057	No
124	GOM_NL__2PRFIN20070223_101718_000000382055_00452_26057_2730.N1	23-FEB-2007 10:17:18	Dark	37.500	10	Bet Cen	0.61000	28000.	75	26057	No
125	GOM_NL__2PRFIN20070223_102007_000000412055_00452_26057_2731.N1	23-FEB-2007 10:20:07	Dark	40.500	12	Alp1Cru	0.77500	30000.	81	26057	No
126	GOM_NL__2PRFIN20070223_102210_000000372055_00452_26057_2732.N1	23-FEB-2007 10:22:10	Dark	37.000	124	The Car	2.7640	30000.	74	26057	No
127	GOM_NL__2PRFIN20070223_102547_000000372055_00452_26057_2733.N1	23-FEB-2007 10:25:47	Straylight	37.000	91	Kap Vel	2.4900	26000.	74	26057	No
128	GOM_NL__2PRFIN20070223_102905_000000412055_00452_26057_2734.N1	23-FEB-2007 10:29:05	Straylight	40.500	65	Lam Vel	2.2040	4400.0	81	26057	No
129	GOM_NL__2PRFIN20070223_103843_000000432055_00452_26057_2735.N1	23-FEB-2007 10:38:43	Twl_and_stray	43.000	48	30Alp Hya	1.9770	4100.0	86	26057	No
130	GOM_NL__2PRFIN20070223_104941_000000362055_00452_26057_2736.N1	23-FEB-2007 10:49:41	Bright	36.000	17	78Bet Gem	1.1610	4500.0	72	26057	No
131	GOM_NL__2PRFIN20070223_110650_000000372055_00452_26057_2737.N1	23-FEB-2007 11:06:50	Bright	36.500	49	1Alp UMi	1.9900	6300.0	73	26057	No
132	GOM_NL__2PRFIN20070223_111408_000000352055_00452_26057_2738.N1	23-FEB-2007 11:14:08	Bright	35.000	89	5Alp Cep	2.4510	8000.0	70	26057	No
133	GOM_NL__2PRFIN20070223_111913_000000352055_00452_26057_2739.N1	23-FEB-2007 11:19:13	Bright	34.500	19	50Alp Cyg	1.2460	10500.	69	26057	No
134	GOM_NL__2PRFIN20070223_112048_000000342055_00452_26057_2740.N1	23-FEB-2007 11:20:48	Bright	33.500	66	37Gam Cyg	2.2080	5900.0	67	26057	No
135	GOM_NL__2PRFIN20070223_112909_000000362055_00452_26057_2741.N1	23-FEB-2007 11:29:09	Bright	36.000	168	17Zet Aql	2.9860	11000.	72	26057	No
136	GOM_NL__2PRFIN20070223_113848_000000412055_00452_26057_2742.N1	23-FEB-2007 11:38:48	Twilight	40.500	155	41Pi Sgr	2.9000	6600.0	81	26057	No
137	GOM_NL__2PRFIN20070223_114032_000000412055_00452_26057_2743.N1	23-FEB-2007 11:40:32	Dark	41.000	57	34Sig Sgr	2.0660	26000.	82	26057	No
138	GOM_NL__2PRFIN20070223_114330_000000392055_00452_26057_2744.N1	23-FEB-2007 11:43:30	Dark	38.500	38	20Eps Sgr	1.8360	11000.	77	26057	No
139	GOM_NL__2PRFIN20070223_114602_000000482055_00452_26057_2745.N1	23-FEB-2007 11:46:02	Dark	47.500	25	35Lam Sco	1.6200	28000.	95	26057	No
140	GOM_NL__2PRFIN20070223_114848_000000382055_00452_26057_2746.N1	23-FEB-2007 11:48:48	Dark	38.000	147	Alp Ara	2.8770	26000.	76	26057	No
141	GOM_NL__2PRFIN20070223_115008_000000402055_00453_26058_2747.N1	23-FEB-2007 11:50:08	Dark	39.500	141	Bet Ara	2.8400	4600.0	79	26058	No
142	GOM_NL__2PRFIN20070223_115330_000000392055_00453_26058_2743.N1	23-FEB-2007 11:53:30	Dark	39.000	43	Alp TrA	1.9100	4250.0	78	26058	No
143	GOM_NL__2PRFIN20070223_115635_000000432055_00453_26058_2744.N1	23-FEB-2007 11:56:35	Dark	43.000	4	Alp1Cen	-0.010000	5800.0	86	26058	No
144	GOM_NL__2PRFIN20070223_115755_000000432055_00453_26058_2745.N1	23-FEB-2007 11:57:55	Dark	42.500	10	Bet Cen	0.61000	28000.	85	26058	No
145	GOM_NL__2PRFIN20070223_120043_000000392055_00453_26058_2746.N1	23-FEB-2007 12:00:43	Dark	38.500	12	Alp1Cru	0.77500	30000.	77	26058	No
146	GOM_NL__2PRFIN20070223_120247_000000392055_00453_26058_2747.N1	23-FEB-2007 12:02:47	Dark	38.500	124	The Car	2.7640	30000.	77	26058	No
147	GOM_NL__2PRFIN20070223_120623_000000362055_00453_26058_2748.N1	23-FEB-2007 12:06:23	Straylight	36.000	91	Kap Vel	2.4900	26000.	72	26058	No
148	GOM_NL__2PRFIN20070223_120941_000000382055_00453_26058_2749.N1	23-FEB-2007 12:09:41	Straylight	38.000	65	Lam Vel	2.2040	4400.0	76	26058	No
149	GOM_NL__2PRFIN20070223_135955_000000462055_00454_26059_2766.N1	23-FEB-2007 13:59:55	Twl_and_stray	45.500	48	30Alp Hya	1.9770	4100.0	91	26059	No
150	GOM_NL__2PRFIN20070223_141053_000000382055_00454_26059_2767.N1	23-FEB-2007 14:10:53	Bright	37.500	17	78Bet Gem	1.1610	4500.0	75	26059	No
151	GOM_NL__2PRFIN20070223_142802_000000362055_00454_26059_2768.N1	23-FEB-2007 14:28:02	Bright	36.000	49	1Alp UMi	1.9900	6300.0	72	26059	No
152	GOM_NL__2PRFIN20070223_143520_000000352055_00454_26059_2769.N1	23-FEB-2007 14:35:20	Bright	34.500	89	5Alp Cep	2.4510	8000.0	69	26059	No
153	GOM_NL__2PRFIN20070223_144025_000000332055_00454_26059_2770.N1	23-FEB-2007 14:40:25	Bright	32.500	19	50Alp Cyg	1.2460	10500.	65	26059	No
154	GOM_NL__2PRFIN20070223_144200_000000342055_00454_26059_2771.N1	23-FEB-2007 14:42:00	Bright	33.500	66	37Gam Cyg	2.2080	5900.0	67	26059	No
155	GOM_NL__2PRFIN20070223_145021_000000382055_00454_26059_2772.N1	23-FEB-2007 14:50:21	Bright	38.000	168	17Zet Aql	2.9860	11000.	76	26059	No
156	GOM_NL__2PRFIN20070223_150001_000000402055_00454_26059_2773.N1	23-FEB-2007 15:00:01	Twilight	39.500	155	41Pi Sgr	2.9000	6600.0	79	26059	No
157	GOM_NL__2PRFIN20070223_150145_000000372055_00454_26059_2774.N1	23-FEB-2007 15:01:45	Dark	36.500	57	34Sig Sgr	2.0660	26000.	73	26059	No
158	GOM_NL__2PRFIN20070223_150443_000000412055_00454_26059_2775.N1	23-FEB-2007 15:04:43	Dark	41.000	38	20Eps Sgr	1.8360	11000.	82	26059	No
159	GOM_NL__2PRFIN20070223_150715_000000432055_00454_26059_2776.N1	23-FEB-2007 15:07:15	Dark	42.500	25	35Lam Sco	1.6200	28000.	85	26059	No
160	GOM_NL__2PRFIN20070223_151001_000000392055_00454_26059_2777.N1	23-FEB-2007 15:10:01	Dark	39.000	147	Alp Ara	2.8770	26000.	78	26059	No

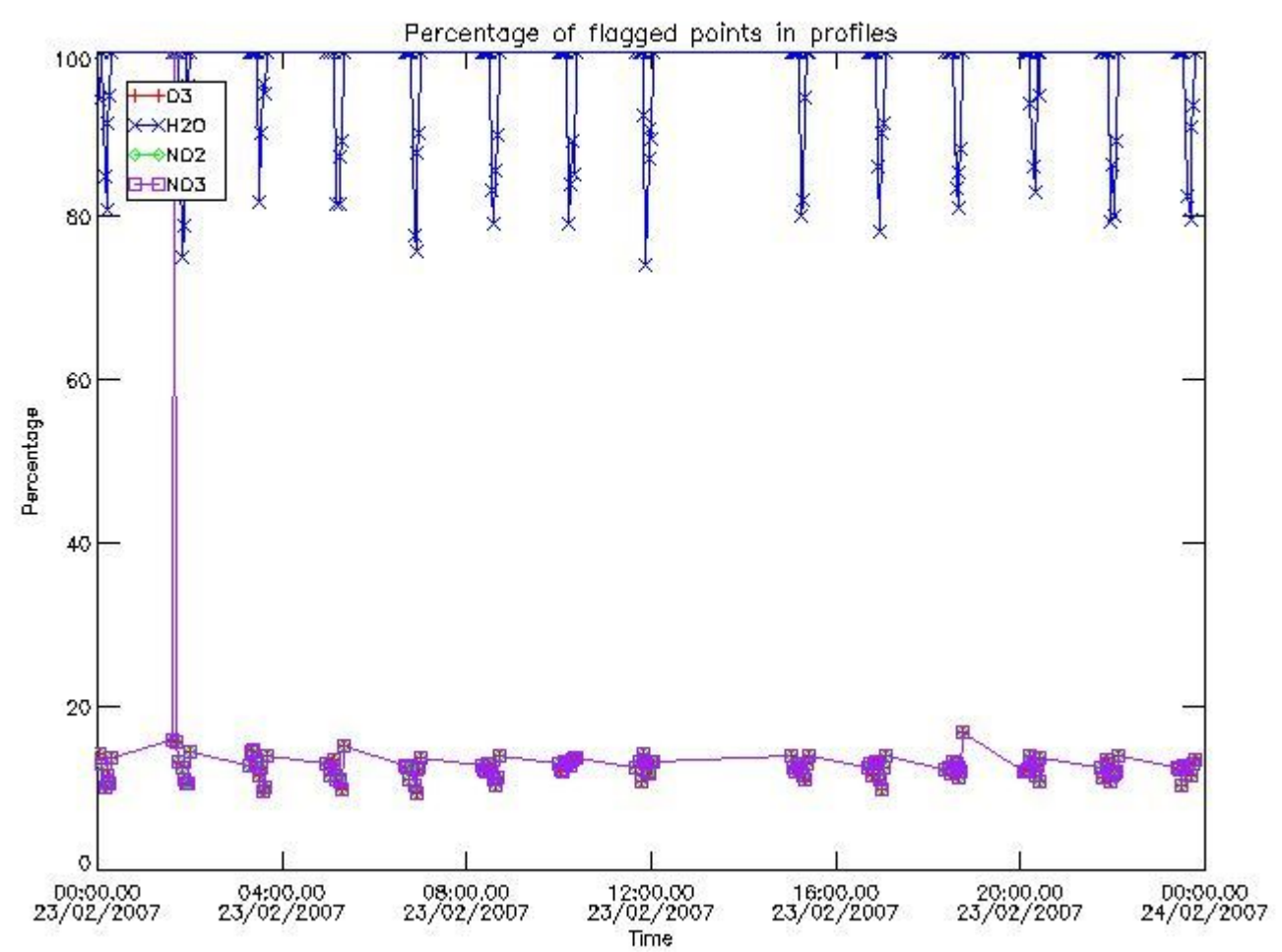
161	GOM_NL__2PRFIN20070223_151121_000000402055_00455_26060_2778.N1	23-FEB-2007 15:11:21	Dark	39.500	141	Bet Ara	2.8400	4600.0	79	26060	No
162	GOM_NL__2PRFIN20070223_151442_000000412055_00455_26060_2801.N1	23-FEB-2007 15:14:42	Dark	40.500	43	Alp TrA	1.9100	4250.0	81	26060	No
163	GOM_NL__2PRFIN20070223_151748_000000452055_00455_26060_2802.N1	23-FEB-2007 15:17:48	Dark	44.500	4	Alp1Cen	-0.010000	5800.0	89	26060	No
164	GOM_NL__2PRFIN20070223_151908_000000462055_00455_26060_2803.N1	23-FEB-2007 15:19:08	Dark	46.000	10	Bet Cen	0.61000	28000.	92	26060	No
165	GOM_NL__2PRFIN20070223_152156_000000392055_00455_26060_2804.N1	23-FEB-2007 15:21:56	Dark	39.000	12	Alp1Cru	0.77500	30000.	78	26060	No
166	GOM_NL__2PRFIN20070223_152359_000000372055_00455_26060_2805.N1	23-FEB-2007 15:23:59	Dark	36.500	124	The Car	2.7640	30000.	73	26060	No
167	GOM_NL__2PRFIN20070223_152735_000000372055_00455_26060_2806.N1	23-FEB-2007 15:27:35	Straylight	37.000	91	Kap Vel	2.4900	26000.	74	26060	No
168	GOM_NL__2PRFIN20070223_153053_000000412055_00455_26060_2807.N1	23-FEB-2007 15:30:53	Straylight	40.500	65	Lam Vel	2.2040	4400.0	81	26060	No
169	GOM_NL__2PRFIN20070223_154031_000000442055_00455_26060_2808.N1	23-FEB-2007 15:40:31	Tw_i_and_stray	44.000	48	30Alp Hya	1.9770	4100.0	88	26060	No
170	GOM_NL__2PRFIN20070223_155130_000000362055_00455_26060_2809.N1	23-FEB-2007 15:51:30	Bright	36.000	17	78Bet Gem	1.1610	4500.0	72	26060	No
171	GOM_NL__2PRFIN20070223_160838_000000352055_00455_26060_2810.N1	23-FEB-2007 16:08:38	Bright	34.500	49	1Alp UMi	1.9900	6300.0	69	26060	No
172	GOM_NL__2PRFIN20070223_161556_000000352055_00455_26060_2811.N1	23-FEB-2007 16:15:56	Bright	34.500	89	5Alp Cep	2.4510	8000.0	69	26060	No
173	GOM_NL__2PRFIN20070223_162102_000000352055_00455_26060_2812.N1	23-FEB-2007 16:21:02	Bright	35.000	19	50Alp Cyg	1.2460	10500.	70	26060	No
174	GOM_NL__2PRFIN20070223_162236_000000362055_00455_26060_2813.N1	23-FEB-2007 16:22:36	Bright	35.500	66	37Gam Cyg	2.2080	5900.0	71	26060	No
175	GOM_NL__2PRFIN20070223_163058_000000382055_00455_26060_2814.N1	23-FEB-2007 16:30:58	Bright	37.500	168	17Zet Aql	2.9860	11000.	75	26060	No
176	GOM_NL__2PRFIN20070223_164037_000000392055_00455_26060_2815.N1	23-FEB-2007 16:40:37	Twilight	38.500	155	41Pi Sgr	2.9000	6600.0	77	26060	No
177	GOM_NL__2PRFIN20070223_164221_000000412055_00455_26060_2816.N1	23-FEB-2007 16:42:21	Dark	40.500	57	34Sig Sgr	2.0660	26000.	81	26060	No
178	GOM_NL__2PRFIN20070223_164519_000000402055_00455_26060_2817.N1	23-FEB-2007 16:45:19	Dark	39.500	38	20Eps Sgr	1.8360	11000.	79	26060	No
179	GOM_NL__2PRFIN20070223_164752_000000452055_00455_26060_2818.N1	23-FEB-2007 16:47:52	Dark	44.500	25	35Lam Sco	1.6200	28000.	89	26060	No
180	GOM_NL__2PRFIN20070223_165037_000000402055_00455_26060_2819.N1	23-FEB-2007 16:50:37	Dark	39.500	147	Alp Ara	2.8770	26000.	79	26060	No
181	GOM_NL__2PRFIN20070223_165158_000000392055_00456_26061_2820.N1	23-FEB-2007 16:51:58	Dark	38.500	141	Bet Ara	2.8400	4600.0	77	26061	No
182	GOM_NL__2PRFIN20070223_165518_000000402055_00456_26061_2812.N1	23-FEB-2007 16:55:18	Dark	39.500	43	Alp TrA	1.9100	4250.0	79	26061	No
183	GOM_NL__2PRFIN20070223_165824_000000462055_00456_26061_2813.N1	23-FEB-2007 16:58:24	Dark	46.000	4	Alp1Cen	-0.010000	5800.0	92	26061	No
184	GOM_NL__2PRFIN20070223_165944_000000512055_00456_26061_2814.N1	23-FEB-2007 16:59:44	Dark	51.000	10	Bet Cen	0.61000	28000.	102	26061	No
185	GOM_NL__2PRFIN20070223_170233_000000412055_00456_26061_2815.N1	23-FEB-2007 17:02:33	Dark	40.500	12	Alp1Cru	0.77500	30000.	81	26061	No
186	GOM_NL__2PRFIN20070223_170435_000000372055_00456_26061_2816.N1	23-FEB-2007 17:04:35	Dark	36.500	124	The Car	2.7640	30000.	73	26061	No
187	GOM_NL__2PRFIN20070223_170811_000000402055_00456_26061_2817.N1	23-FEB-2007 17:08:11	Straylight	40.000	91	Kap Vel	2.4900	26000.	80	26061	No
188	GOM_NL__2PRFIN20070223_171129_000000442055_00456_26061_2818.N1	23-FEB-2007 17:11:29	Straylight	44.000	65	Lam Vel	2.2040	4400.0	88	26061	No
189	GOM_NL__2PRFIN20070223_172107_000000462055_00456_26061_2819.N1	23-FEB-2007 17:21:07	Tw_i_and_stray	45.500	48	30Alp Hya	1.9770	4100.0	91	26061	No
190	GOM_NL__2PRFIN20070223_173206_000000522055_00456_26061_2820.N1	23-FEB-2007 17:32:06	Bright	52.000	17	78Bet Gem	1.1610	4500.0	104	26061	No
191	GOM_NL__2PRFIN20070223_174913_000000372055_00456_26061_2821.N1	23-FEB-2007 17:49:13	Bright	36.500	49	1Alp UMi	1.9900	6300.0	73	26061	No
192	GOM_NL__2PRFIN20070223_175632_000000352055_00456_26061_2822.N1	23-FEB-2007 17:56:32	Bright	34.500	89	5Alp Cep	2.4510	8000.0	69	26061	No
193	GOM_NL__2PRFIN20070223_180138_000000362055_00456_26061_2823.N1	23-FEB-2007 18:01:38	Bright	36.000	19	50Alp Cyg	1.2460	10500.	72	26061	No
194	GOM_NL__2PRFIN20070223_180313_000000362055_00456_26061_2824.N1	23-FEB-2007 18:03:13	Bright	35.500	66	37Gam Cyg	2.2080	5900.0	71	26061	No
195	GOM_NL__2PRFIN20070223_181134_000000372055_00456_26061_2825.N1	23-FEB-2007 18:11:34	Bright	36.500	168	17Zet Aql	2.9860	11000.	73	26061	No
196	GOM_NL__2PRFIN20070223_182113_000000412055_00456_26061_2826.N1	23-FEB-2007 18:21:13	Twilight	41.000	155	41Pi Sgr	2.9000	6600.0	82	26061	No
197	GOM_NL__2PRFIN20070223_182258_000000422055_00456_26061_2827.N1	23-FEB-2007 18:22:58	Dark	41.500	57	34Sig Sgr	2.0660	26000.	83	26061	No
198	GOM_NL__2PRFIN20070223_182556_000000412055_00456_26061_2828.N1	23-FEB-2007 18:25:56	Dark	41.000	38	20Eps Sgr	1.8360	11000.	82	26061	No
199	GOM_NL__2PRFIN20070223_182828_000000432055_00456_26061_2829.N1	23-FEB-2007 18:28:28	Dark	43.000	25	35Lam Sco	1.6200	28000.	86	26061	No
200	GOM_NL__2PRFIN20070223_183114_000000392055_00456_26061_2830.N1	23-FEB-2007 18:31:14	Dark	38.500	147	Alp Ara	2.8770	26000.	77	26061	No
201	GOM_NL__2PRFIN20070223_183234_000000422055_00457_26062_2831.N1	23-FEB-2007 18:32:34	Dark	41.500	141	Bet Ara	2.8400	4600.0	83	26062	No
202	GOM_NL__2PRFIN20070223_183555_000000402055_00457_26062_2833.N1	23-FEB-2007 18:35:55	Dark	39.500	43	Alp TrA	1.9100	4250.0	79	26062	No
203	GOM_NL__2PRFIN20070223_183901_000000452055_00457_26062_2834.N1	23-FEB-2007 18:39:01	Dark	45.000	4	Alp1Cen	-0.010000	5800.0	90	26062	No
204	GOM_NL__2PRFIN20070223_184021_000000412055_00457_26062_2835.N1	23-FEB-2007 18:40:21	Dark	41.000	10	Bet Cen	0.61000	28000.	82	26062	No
205	GOM_NL__2PRFIN20070223_184309_000000432055_00457_26062_2836.N1	23-FEB-2007 18:43:09	Dark	42.500	12	Alp1Cru	0.77500	30000.	85	26062	No
206	GOM_NL__2PRFIN20070223_184512_000000362055_00457_26062_2837.N1	23-FEB-2007 18:45:12	Dark	36.000	124	The Car	2.7640	30000.	72	26062	No
207	GOM_NL__2PRFIN20070223_184847_000000362055_00457_26062_2838.N1	23-FEB-2007 18:48:47	Straylight	36.000	91	Kap Vel	2.4900	26000.	72	26062	No
208	GOM_NL__2PRFIN20070223_185205_000000452055_00457_26062_2839.N1	23-FEB-2007 18:52:05	Straylight	45.000	65	Lam Vel	2.2040	4400.0	90	26062	No
209	GOM_NL__2PRFIN20070223_190143_000000432055_00457_26062_2840.N1	23-FEB-2007 19:01:43	Tw_i_and_stray	43.000	48	30Alp Hya	1.9770	4100.0	86	26062	No
210	GOM_NL__2PRFIN20070223_191242_000000392055_00457_26062_2841.N1	23-FEB-2007 19:12:42	Bright	38.500	17	78Bet Gem	1.1610	4500.0	77	26062	No
211	GOM_NL__2PRFIN20070223_192950_000000372055_00457_26062_2842.N1	23-FEB-2007 19:29:50	Bright	36.500	49	1Alp UMi	1.9900	6300.0	73	26062	No
212	GOM_NL__2PRFIN20070223_193708_000000352055_00457_26062_2843.N1	23-FEB-2007 19:37:08	Bright	34.500	89	5Alp Cep	2.4510	8000.0	69	26062	No
213	GOM_NL__2PRFIN20070223_194214_000000342055_00457_26062_2844.N1	23-FEB-2007 19:42:14	Bright	33.500	19	50Alp Cyg	1.2460	10500.	67	26062	No
214	GOM_NL__2PRFIN20070223_194349_000000342055_00457_26062_2845.N1	23-FEB-2007 19:43:49	Bright	33.500	66	37Gam Cyg	2.2080	5900.0	67	26062	No
215	GOM_NL__2PRFIN20070223_195210_000000372055_00457_26062_2846.N1	23-FEB-2007 19:52:10	Bright	37.000	168	17Zet Aql	2.9860	11000.	74	26062	No
216	GOM_NL__2PRFIN20070223_200150_000000422055_00457_26062_2847.N1	23-FEB-2007 20:01:50	Twilight	41.500	155	41Pi Sgr	2.9000	6600.0	83	26062	No
217	GOM_NL__2PRFIN20070223_200334_000000432055_00457_26062_2848.N1	23-FEB-2007 20:03:34	Dark	42.500	57	34Sig Sgr	2.0660	26000.	85	26062	No
218	GOM_NL__2PRFIN20070223_200632_000000432055_00457_26062_2849.N1	23-FEB-2007 20:06:32	Dark	42.500	38	20Eps Sgr	1.8360	11000.	85	26062	No
219	GOM_NL__2PRFIN20070223_200905_000000422055_00457_26062_2850.N1	23-FEB-2007 20:09:05	Dark	41.500	25	35Lam Sco	1.6200	28000.	83	26062	No

220	GOM_NL__2PRFIN20070223_201150_000000392055_00457_26062_2851.N1	23-FEB-2007 20:11:50	Dark	38.500	147	Alp Ara	2.8770	26000.	77	26062	No
221	GOM_NL__2PRFIN20070223_201311_000000402055_00458_26063_2852.N1	23-FEB-2007 20:13:11	Dark	40.000	141	Bet Ara	2.8400	4600.0	80	26063	No
222	GOM_NL__2PRFIN20070223_201631_000000402055_00458_26063_2851.N1	23-FEB-2007 20:16:31	Dark	39.500	43	Alp TrA	1.9100	4250.0	79	26063	No
223	GOM_NL__2PRFIN20070223_201938_000000442055_00458_26063_2852.N1	23-FEB-2007 20:19:38	Dark	44.000	4	Alp1Cen	-0.010000	5800.0	88	26063	No
224	GOM_NL__2PRFIN20070223_202057_000000442055_00458_26063_2853.N1	23-FEB-2007 20:20:57	Dark	43.500	10	Bet Cen	0.61000	28000.	87	26063	No
225	GOM_NL__2PRFIN20070223_202345_000000482055_00458_26063_2854.N1	23-FEB-2007 20:23:45	Dark	47.500	12	Alp1Cru	0.77500	30000.	95	26063	No
226	GOM_NL__2PRFIN20070223_202548_000000372055_00458_26063_2855.N1	23-FEB-2007 20:25:48	Dark	37.000	124	The Car	2.7640	30000.	74	26063	No
227	GOM_NL__2PRFIN20070223_202923_000000392055_00458_26063_2856.N1	23-FEB-2007 20:29:23	Straylight	38.500	91	Kap Vel	2.4900	26000.	77	26063	No
228	GOM_NL__2PRFIN20070223_203241_000000422055_00458_26063_2857.N1	23-FEB-2007 20:32:41	Straylight	41.500	65	Lam Vel	2.2040	4400.0	83	26063	No
229	GOM_NL__2PRFIN20070223_204219_000000472055_00458_26063_2858.N1	23-FEB-2007 20:42:19	Twilight	46.500	48	30Alp Hya	1.9770	4100.0	93	26063	No
230	GOM_NL__2PRFIN20070223_205318_000000382055_00458_26063_2859.N1	23-FEB-2007 20:53:18	Bright	38.000	17	78Bet Gem	1.1610	4500.0	76	26063	No
231	GOM_NL__2PRFIN20070223_211025_000000372055_00458_26063_2860.N1	23-FEB-2007 21:10:25	Bright	36.500	49	1Alp UMi	1.9900	6300.0	73	26063	No
232	GOM_NL__2PRFIN20070223_211744_000000462055_00458_26063_2861.N1	23-FEB-2007 21:17:44	Bright	46.000	89	5Alp Cep	2.4510	8000.0	92	26063	No
233	GOM_NL__2PRFIN20070223_212250_000000372055_00458_26063_2862.N1	23-FEB-2007 21:22:50	Bright	36.500	19	50Alp Cyg	1.2460	10500.	73	26063	No
234	GOM_NL__2PRFIN20070223_212425_000000362055_00458_26063_2863.N1	23-FEB-2007 21:24:25	Bright	35.500	66	37Gam Cyg	2.2080	5900.0	71	26063	No
235	GOM_NL__2PRFIN20070223_213246_000000382055_00458_26063_2864.N1	23-FEB-2007 21:32:46	Bright	37.500	168	17Zet Aql	2.9860	11000.	75	26063	No
236	GOM_NL__2PRFIN20070223_214226_000000412055_00458_26063_2865.N1	23-FEB-2007 21:42:26	Twilight	41.000	155	41Pi Sgr	2.9000	6600.0	82	26063	No
237	GOM_NL__2PRFIN20070223_214411_000000412055_00458_26063_2866.N1	23-FEB-2007 21:44:11	Dark	40.500	57	34Sig Sgr	2.0660	26000.	81	26063	No
238	GOM_NL__2PRFIN20070223_214708_000000452055_00458_26063_2867.N1	23-FEB-2007 21:47:08	Dark	45.000	38	20Eps Sgr	1.8360	11000.	90	26063	No
239	GOM_NL__2PRFIN20070223_215227_000000382055_00458_26063_2868.N1	23-FEB-2007 21:52:27	Dark	38.000	147	Alp Ara	2.8770	26000.	76	26063	No
240	GOM_NL__2PRFIN20070223_215347_000000402055_00459_26064_2869.N1	23-FEB-2007 21:53:47	Dark	39.500	141	Bet Ara	2.8400	4600.0	79	26064	No
241	GOM_NL__2PRFIN20070223_215707_000000472055_00459_26064_2859.N1	23-FEB-2007 21:57:07	Dark	46.500	43	Alp TrA	1.9100	4250.0	93	26064	No
242	GOM_NL__2PRFIN20070223_220014_000000442055_00459_26064_2860.N1	23-FEB-2007 22:00:14	Dark	44.000	4	Alp1Cen	-0.010000	5800.0	88	26064	No
243	GOM_NL__2PRFIN20070223_220134_000000432055_00459_26064_2861.N1	23-FEB-2007 22:01:34	Dark	43.000	10	Bet Cen	0.61000	28000.	86	26064	No
244	GOM_NL__2PRFIN20070223_220422_000000422055_00459_26064_2862.N1	23-FEB-2007 22:04:22	Dark	42.000	12	Alp1Cru	0.77500	30000.	84	26064	No
245	GOM_NL__2PRFIN20070223_220624_000000372055_00459_26064_2863.N1	23-FEB-2007 22:06:24	Dark	36.500	124	The Car	2.7640	30000.	73	26064	No
246	GOM_NL__2PRFIN20070223_220959_000000372055_00459_26064_2864.N1	23-FEB-2007 22:09:59	Straylight	36.500	91	Kap Vel	2.4900	26000.	73	26064	No
247	GOM_NL__2PRFIN20070223_221318_000000442055_00459_26064_2865.N1	23-FEB-2007 22:13:18	Straylight	43.500	65	Lam Vel	2.2040	4400.0	87	26064	No
248	GOM_NL__2PRFIN20070223_222255_000000522055_00459_26064_2866.N1	23-FEB-2007 22:22:55	Twilight	51.500	48	30Alp Hya	1.9770	4100.0	103	26064	No
249	GOM_NL__2PRFIN20070223_223354_000000372055_00459_26064_2867.N1	23-FEB-2007 22:33:54	Bright	37.000	17	78Bet Gem	1.1610	4500.0	74	26064	No
250	GOM_NL__2PRFIN20070223_225101_000000362055_00459_26064_2868.N1	23-FEB-2007 22:51:01	Bright	35.500	49	1Alp UMi	1.9900	6300.0	71	26064	No
251	GOM_NL__2PRFIN20070223_225820_000000342055_00459_26064_2869.N1	23-FEB-2007 22:58:20	Bright	33.500	89	5Alp Cep	2.4510	8000.0	67	26064	No
252	GOM_NL__2PRFIN20070223_230326_000000332055_00459_26064_2870.N1	23-FEB-2007 23:03:26	Bright	32.500	19	50Alp Cyg	1.2460	10500.	65	26064	No
253	GOM_NL__2PRFIN20070223_230501_000000352055_00459_26064_2871.N1	23-FEB-2007 23:05:01	Bright	35.000	66	37Gam Cyg	2.2080	5900.0	70	26064	No
254	GOM_NL__2PRFIN20070223_231322_000000372055_00459_26064_2872.N1	23-FEB-2007 23:13:22	Bright	36.500	168	17Zet Aql	2.9860	11000.	73	26064	No
255	GOM_NL__2PRFIN20070223_232302_000000412055_00459_26064_2873.N1	23-FEB-2007 23:23:02	Twilight	41.000	155	41Pi Sgr	2.9000	6600.0	82	26064	No
256	GOM_NL__2PRFIN20070223_232447_000000412055_00459_26064_2874.N1	23-FEB-2007 23:24:47	Dark	41.000	57	34Sig Sgr	2.0660	26000.	82	26064	No
257	GOM_NL__2PRFIN20070223_232745_000000422055_00459_26064_2875.N1	23-FEB-2007 23:27:45	Dark	41.500	38	20Eps Sgr	1.8360	11000.	83	26064	No
258	GOM_NL__2PRFIN20070223_233018_000000502055_00459_26064_2876.N1	23-FEB-2007 23:30:18	Dark	49.500	25	35Lam Sco	1.6200	28000.	99	26064	No
259	GOM_NL__2PRFIN20070223_233303_000000402055_00459_26064_2877.N1	23-FEB-2007 23:33:03	Dark	40.000	147	Alp Ara	2.8770	26000.	80	26064	No
260	GOM_NL__2PRFIN20070223_233744_000000412055_00460_26065_2885.N1	23-FEB-2007 23:37:44	Dark	40.500	43	Alp TrA	1.9100	4250.0	81	26065	No
261	GOM_NL__2PRFIN20070223_234051_000000452055_00460_26065_2886.N1	23-FEB-2007 23:40:51	Dark	44.500	4	Alp1Cen	-0.010000	5800.0	89	26065	No
262	GOM_NL__2PRFIN20070223_234210_000000452055_00460_26065_2887.N1	23-FEB-2007 23:42:10	Dark	44.500	10	Bet Cen	0.61000	28000.	89	26065	No
263	GOM_NL__2PRFIN20070223_234458_000000392055_00460_26065_2888.N1	23-FEB-2007 23:44:58	Dark	39.000	12	Alp1Cru	0.77500	30000.	78	26065	No
264	GOM_NL__2PRFIN20070223_234700_000000382055_00460_26065_2889.N1	23-FEB-2007 23:47:00	Dark	38.000	124	The Car	2.7640	30000.	76	26065	No
265	GOM_NL__2PRFIN20070223_235036_000000372055_00460_26065_2890.N1	23-FEB-2007 23:50:36	Straylight	37.000	91	Kap Vel	2.4900	26000.	74	26065	No
266	GOM_NL__2PRFIN20070223_235354_000000412055_00460_26065_2891.N1	23-FEB-2007 23:53:54	Straylight	41.000	65	Lam Vel	2.2040	4400.0	82	26065	No

3. Quality information per product

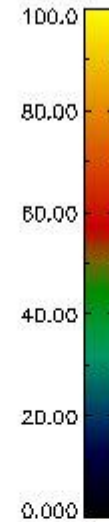
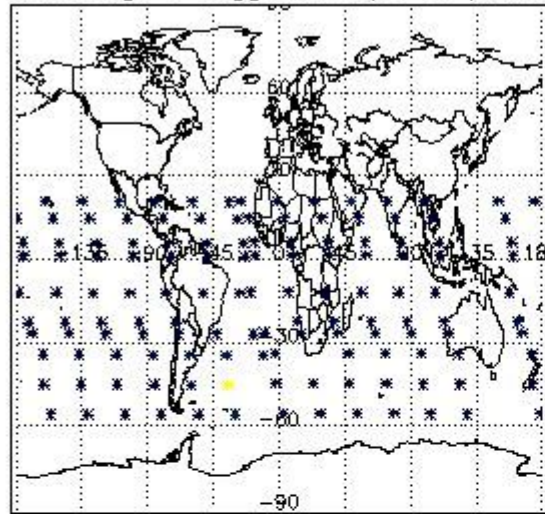
In this section it is plotted some information contained in the Quality Summary data set of the level 2 products. Only products in dark limb conditions and without errors (error flag in the MPH set to "0") are used.

3.1 Plot quality information per product (time dependant)

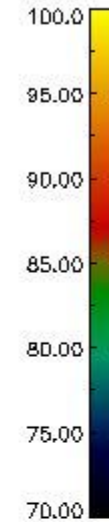
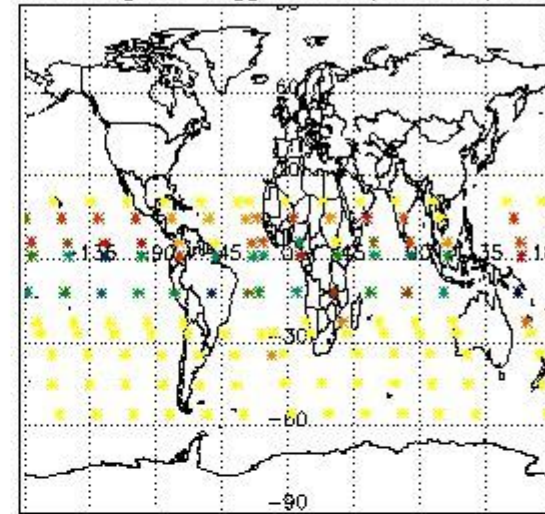


3.2 Plot quality information per product (world map)


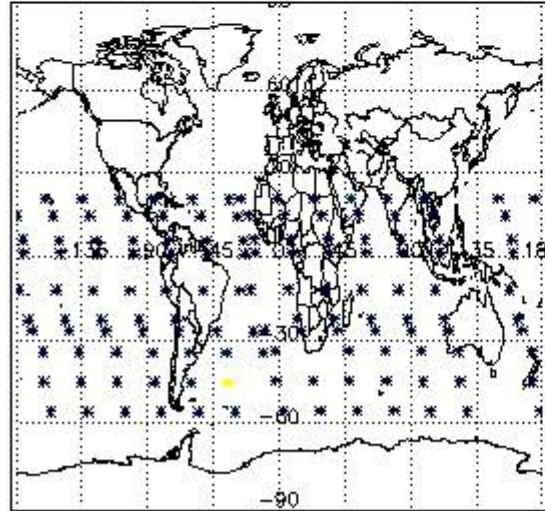
Percentage of flagged data per O3 profile



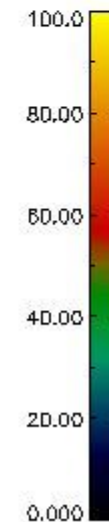
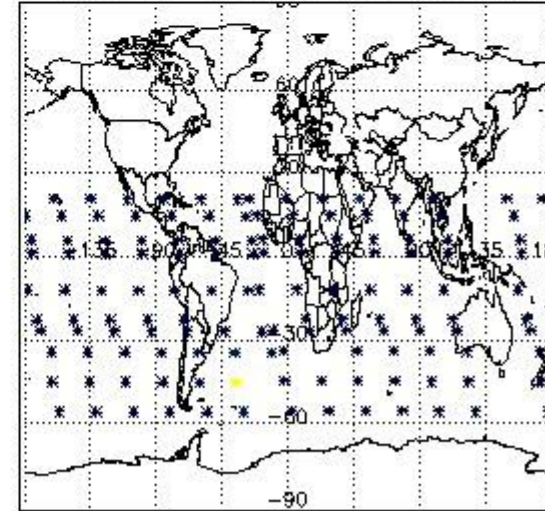
Percentage of flagged data per H2O profile



Percentage of flagged data per NO2 profile



Percentage of flagged data per NO3 profile

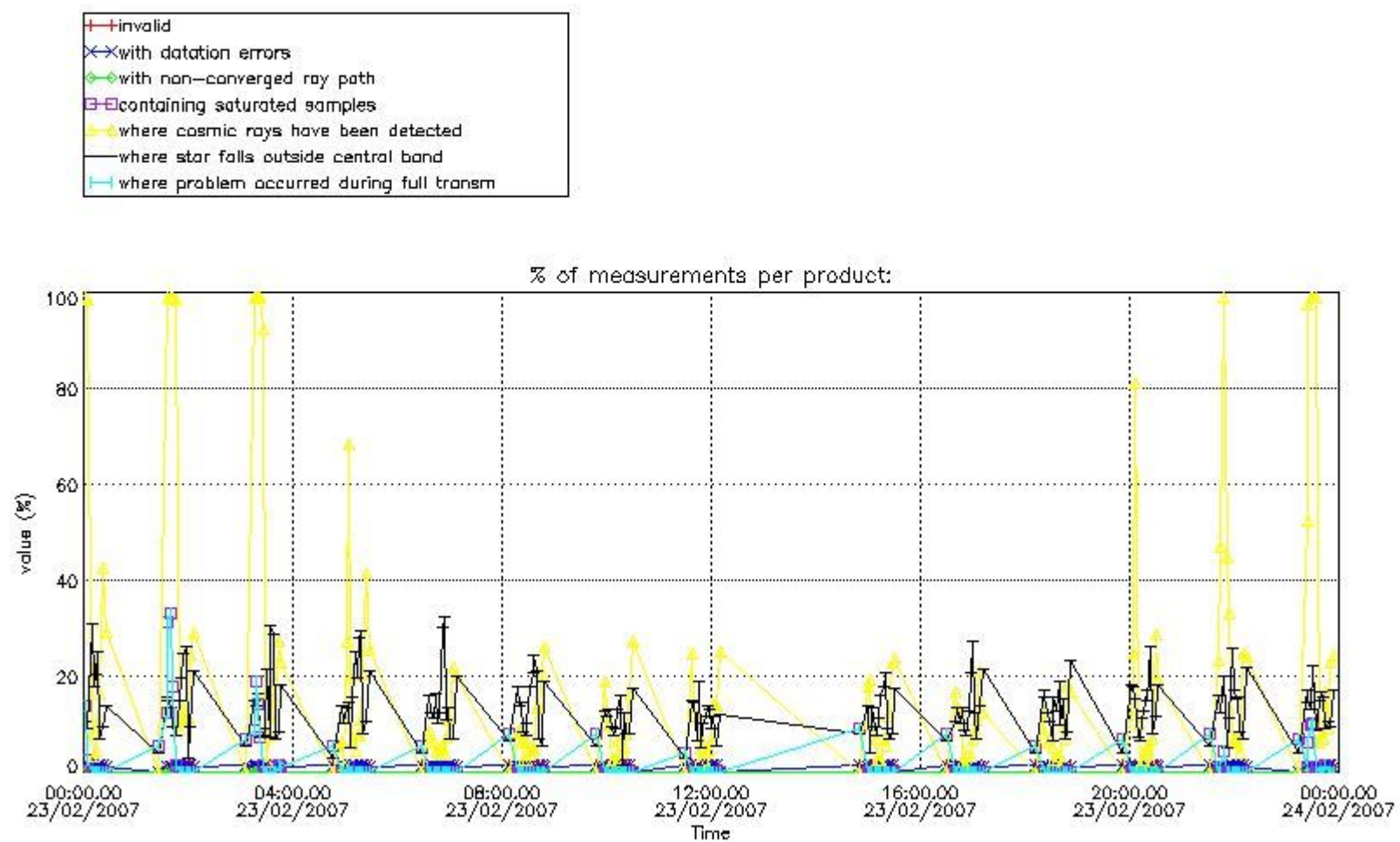


4. Level 1 quality information per product

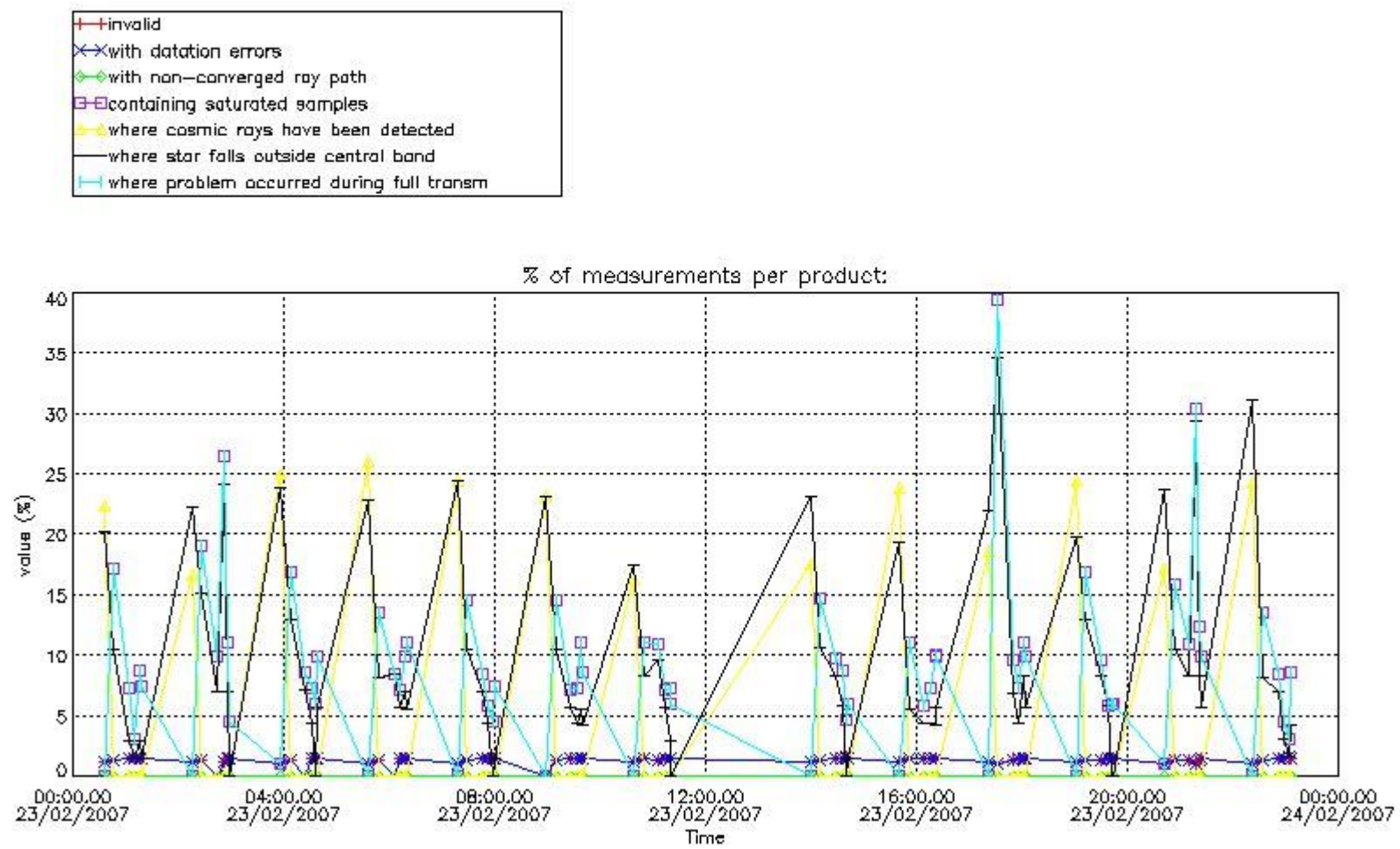
In this section it is plotted some information contained in the Quality Summary data set of the level 2 products that comes from the level 1b processing. Products without errors (error flag in the MPH set to "0") are used.

4.1 Plot quality information per product (time dependant) coming from level 1b processing

4.1.1 Plot level 1 quality information per product (time dependant): ENVISAT ASCENDING passes



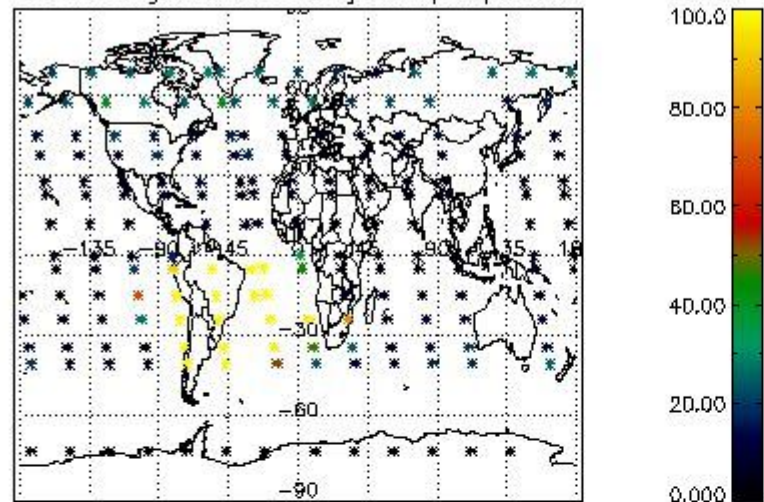
4.1.2 Plot level 1 quality information per product (time dependant): ENVISAT DESCENDING passes



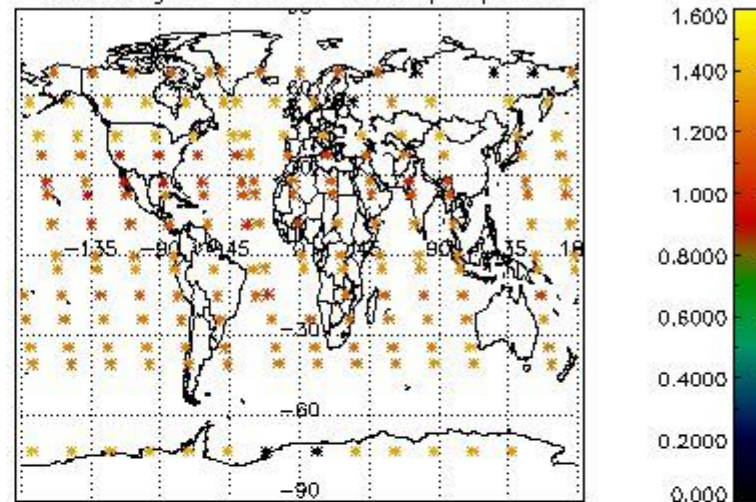
4.2 Plot quality information per product coming from level 1b processing (world map)

4.2.1 Plot level 1 quality information per product (world map): ENVISAT ASCENDING passes

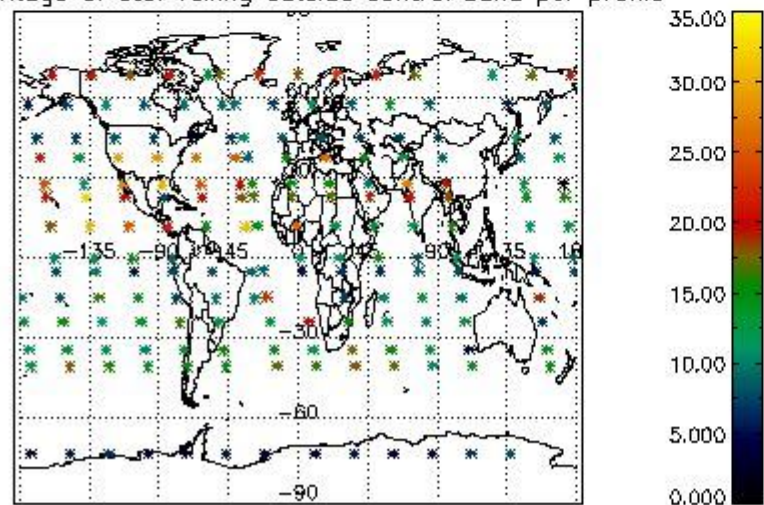
Percentage of cosmic ray hits per profile



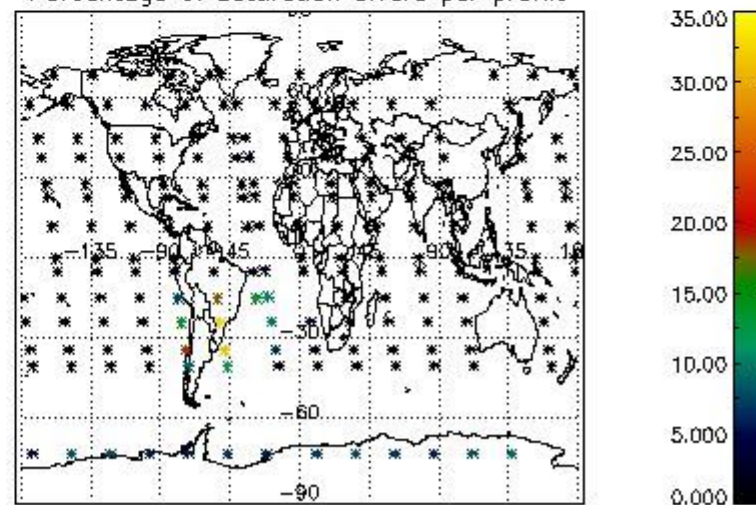
Percentage of datation errors per profile



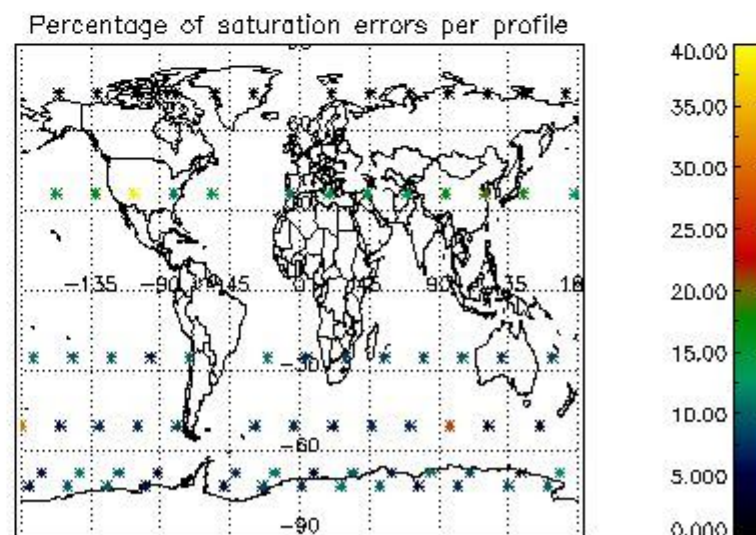
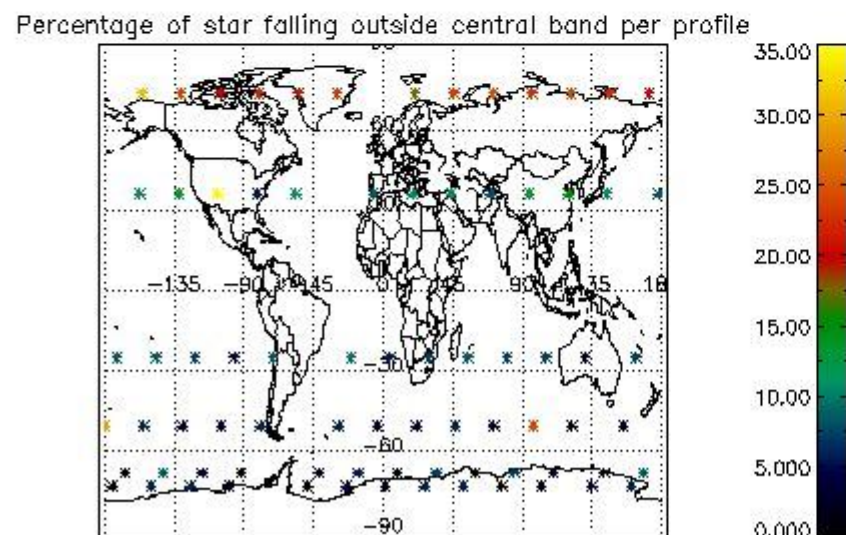
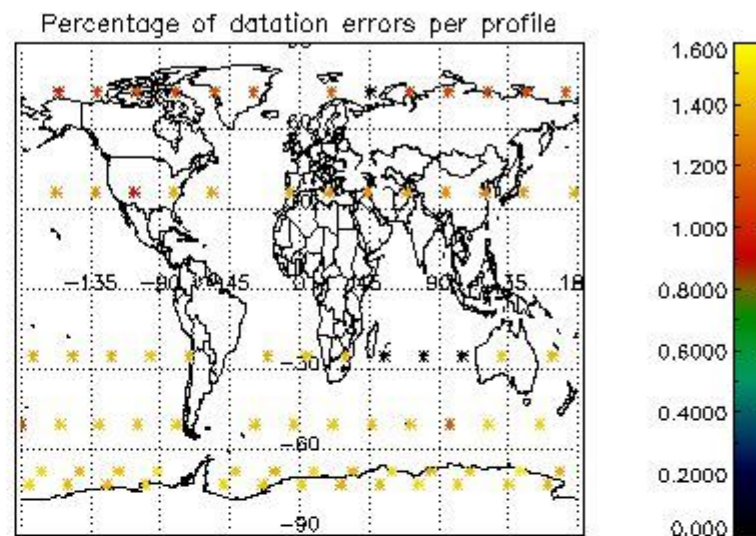
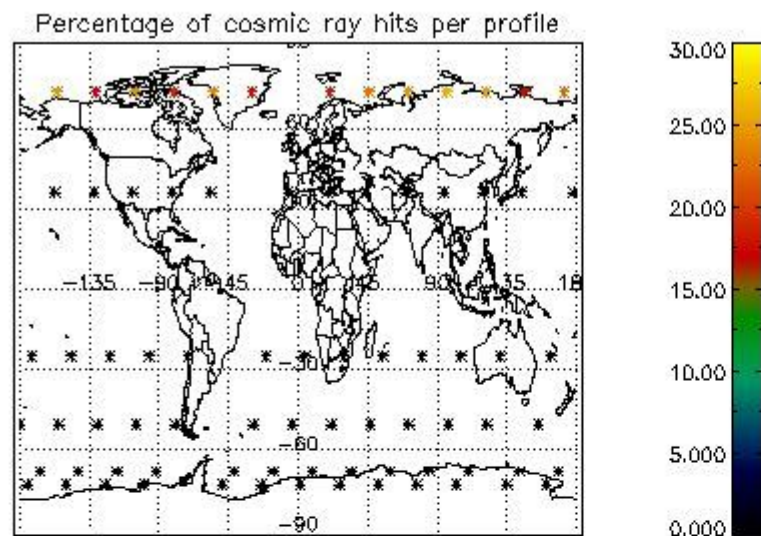
Percentage of star falling outside central band per profile



Percentage of saturation errors per profile



4.2.2 Plot level 1 quality information per product (world map): ENVISAT DESCENDING passes



5. Trace gas profiles

5.1 Ozone statistics based on quality of products

The final quality of the products can be "measured" using the STD (Standard Deviation) attached to every point profile. This information is written to the parameter GOM_NL__2P/NL_LOCAL_SPECIES_DENSITY/o3_std of the level 2 products. The table below shows the statistics for given STD ranges.

The statistics are given with respect to the overall valid production:

- Products without fatal errors: GOM_NL__2P/MPH/PRODUCT_ERR=0
- Valid point profile: GOM_NL__2P/NL_LOCAL_SPECIES_DENSITY/pcd(0)=0

The 'Criteria' is applied to valid points of dark limb products:

- Products in dark limb illumination condition: GOM_NL__2P/NL_SUMMARY_QUALITY/obs_ill_cond=0
- Products without fatal errors: GOM_NL__2P/MPH/PRODUCT_ERR=0
- Valid point profile: GOM_NL__2P/NL_LOCAL_SPECIES_DENSITY/pcd(0)=0

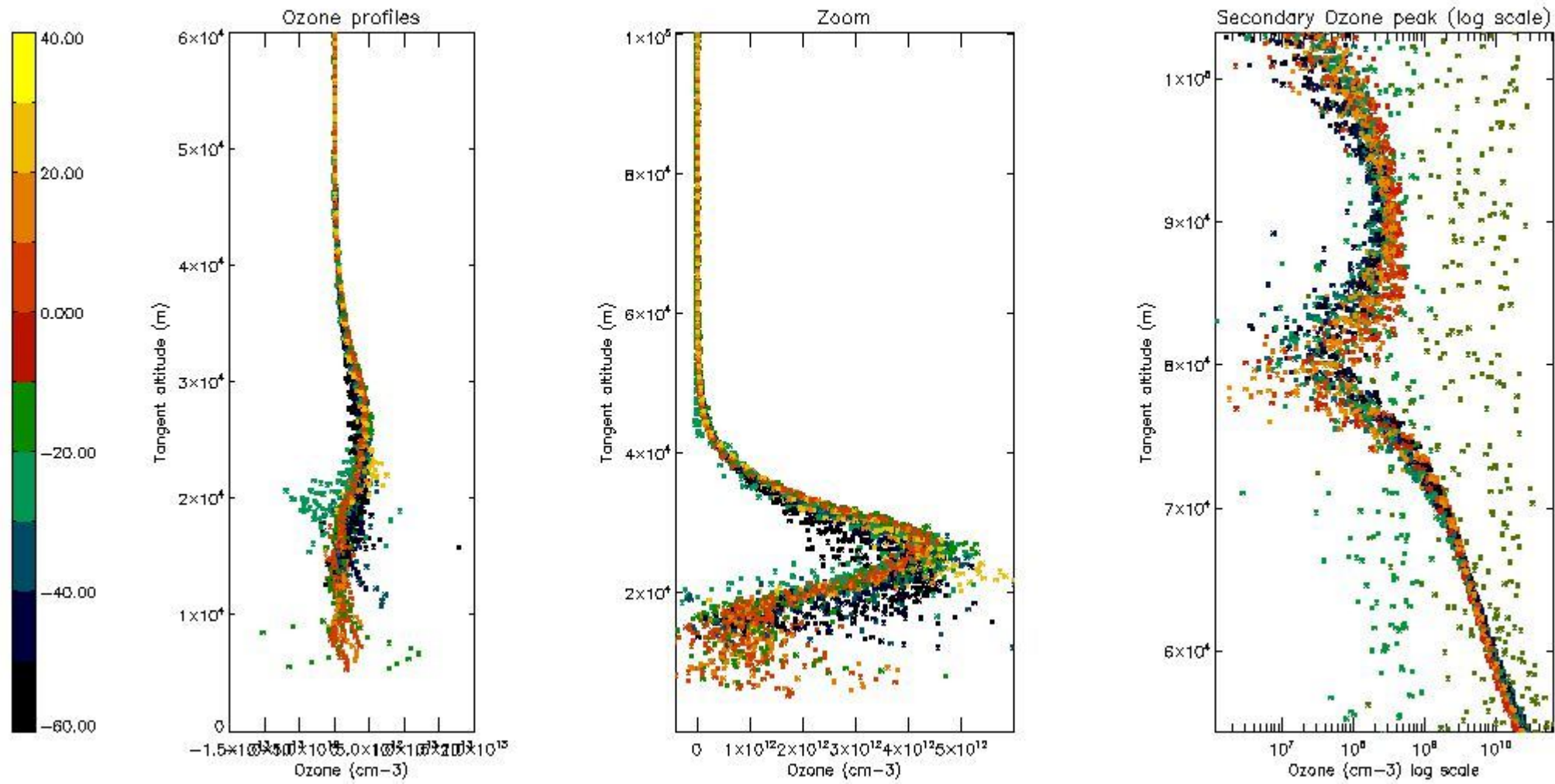
So, the table below shows the percentage of dark limb and valid observations for each criteria with respect to the overall valid daily observations.

Criteria	% of total production
All STD	53
STD < 20	31

STD < 10	26
STD < 5	20

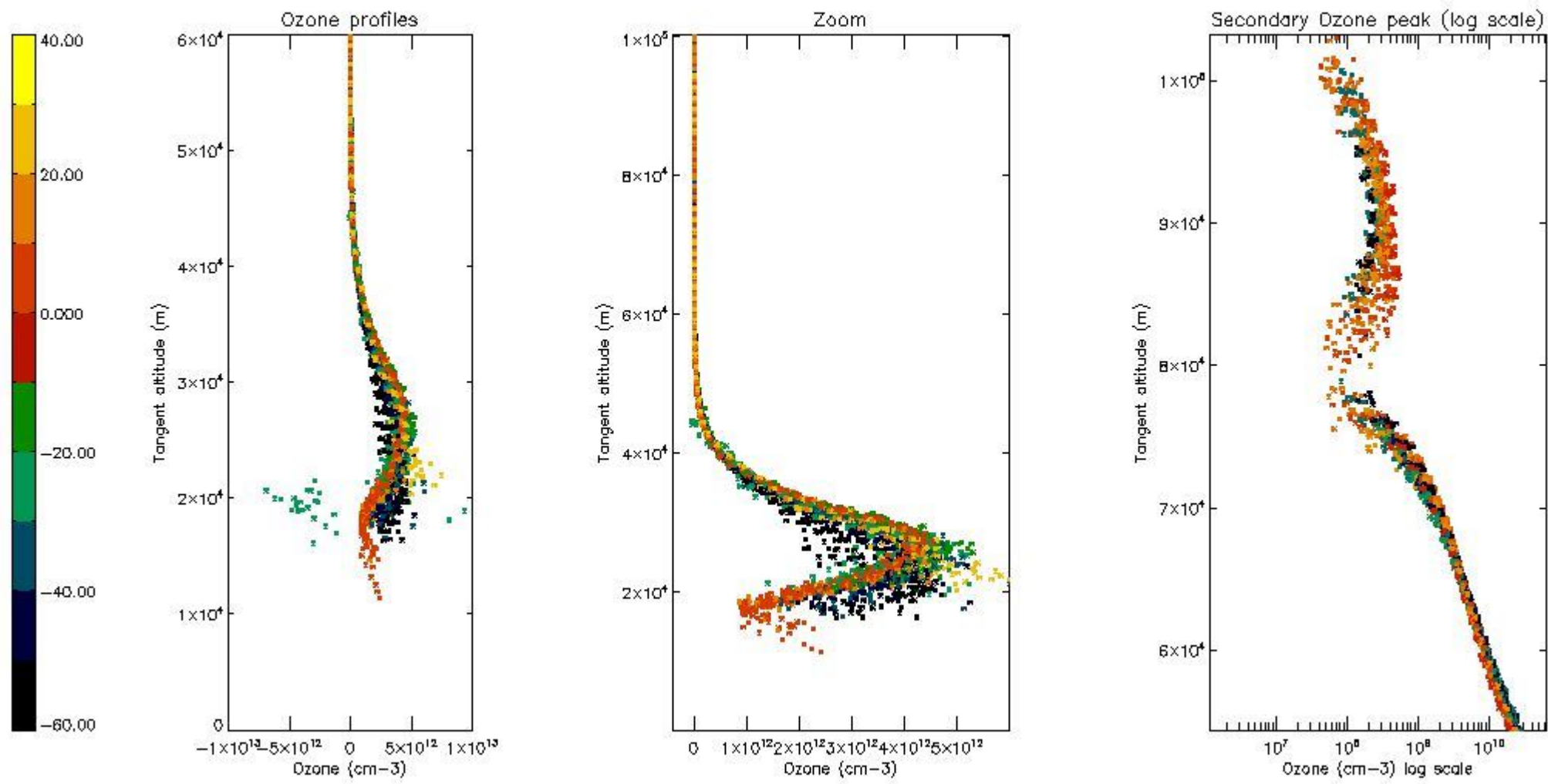
5.2 Plot ozone profiles for all STD (dark without errors)

The colorbar represents the latitude.



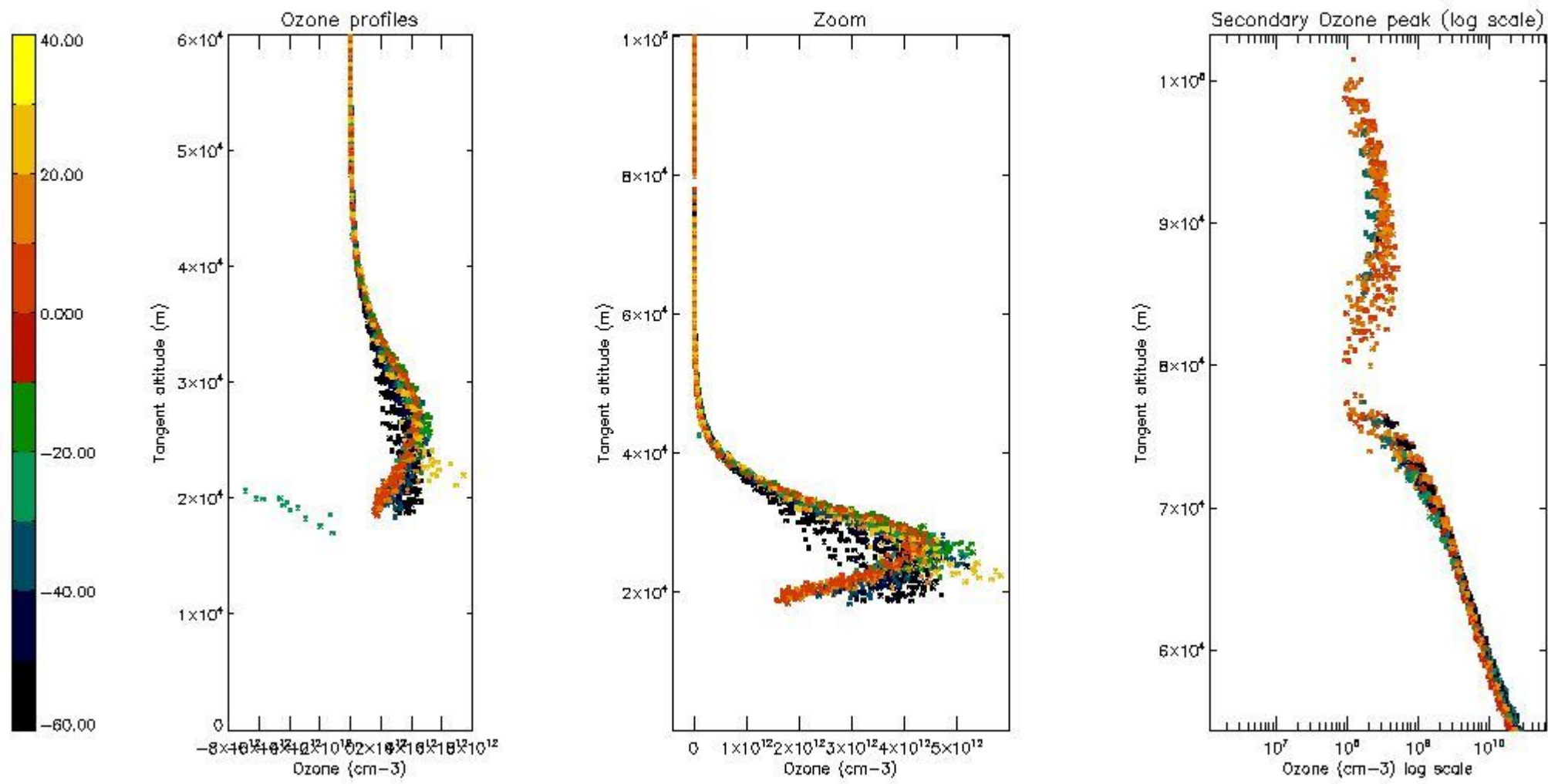
5.3 Plot ozone profiles where STD < 20% (dark without errors)

The colorbar represents the latitude.



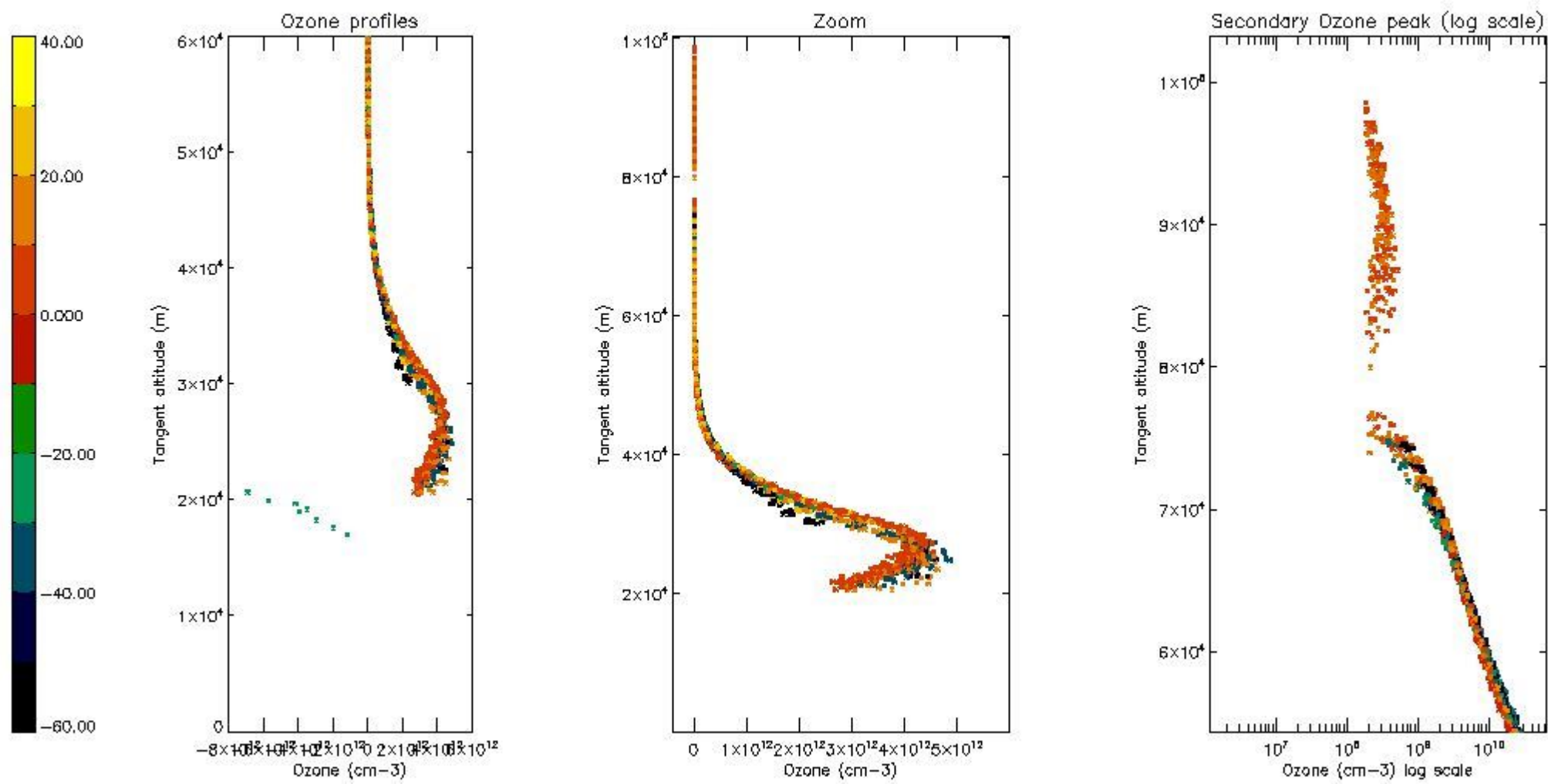
5.4 Plot ozone profiles where STD < 10% (dark without errors)

The colorbar represents the latitude.



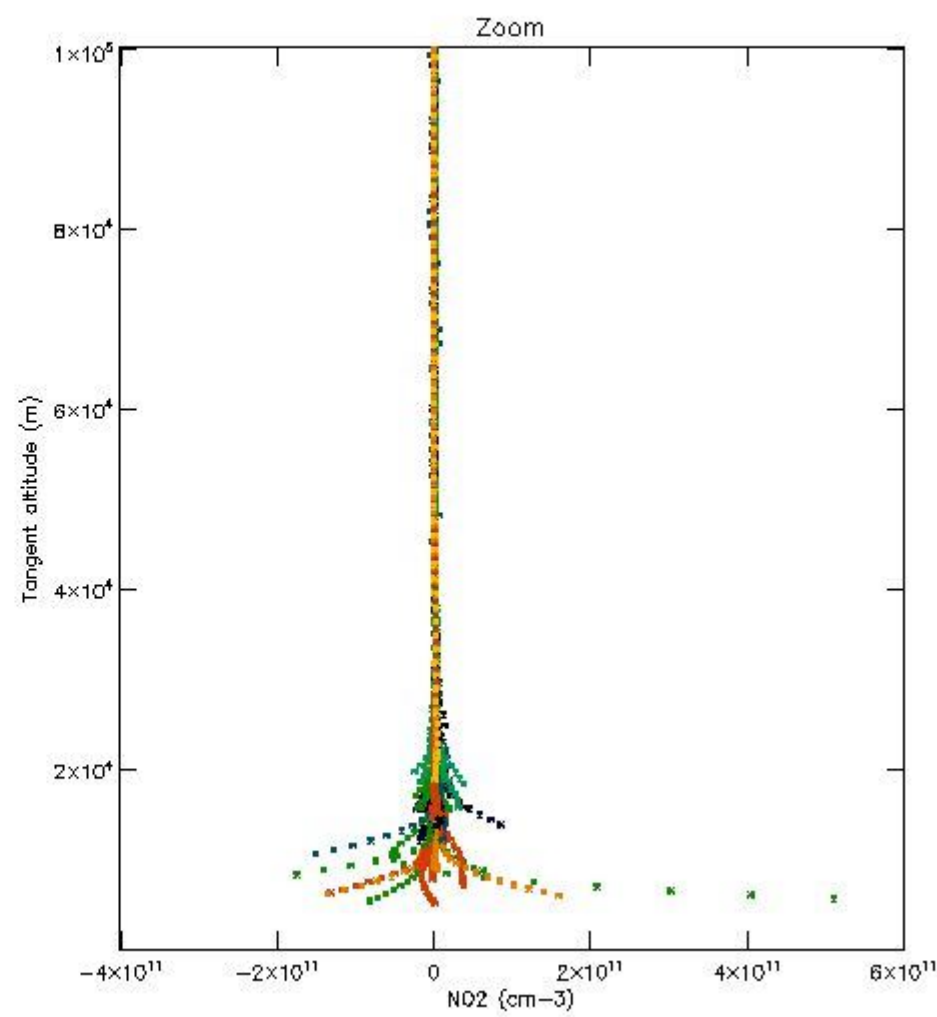
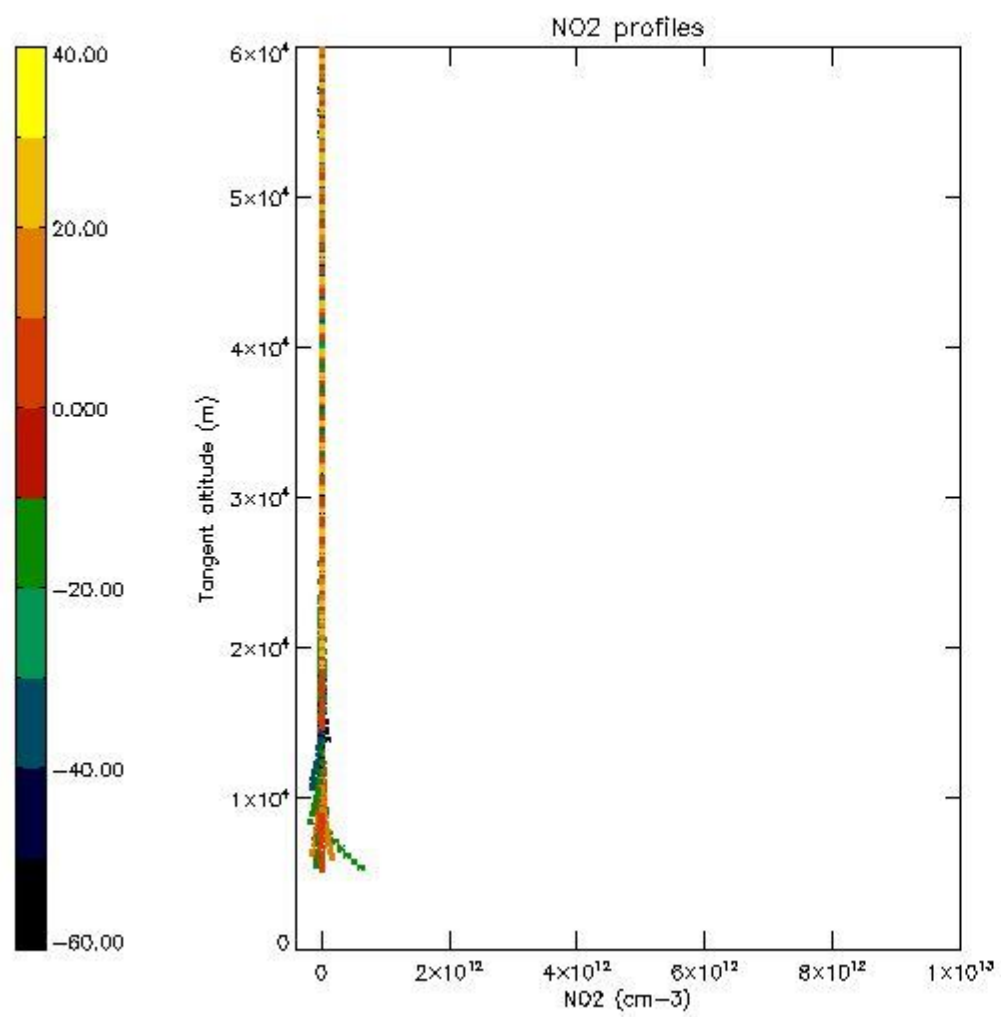
5.5 Plot ozone profiles where STD < 5% (dark without errors)

The colorbar represents the latitude.



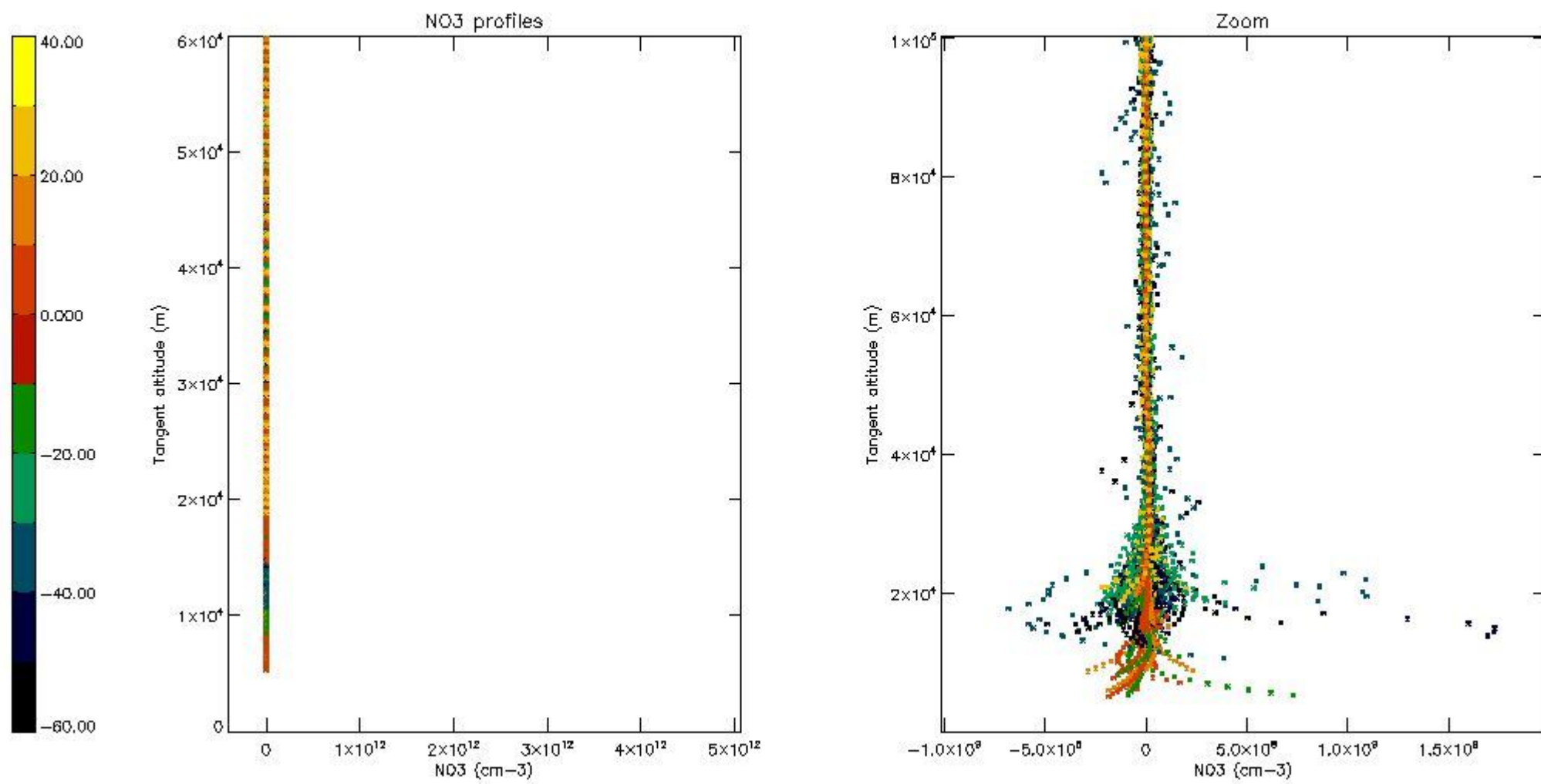
5.6 Plot NO₂ profiles for all STD (dark without errors)

The colorbar represents the latitude.



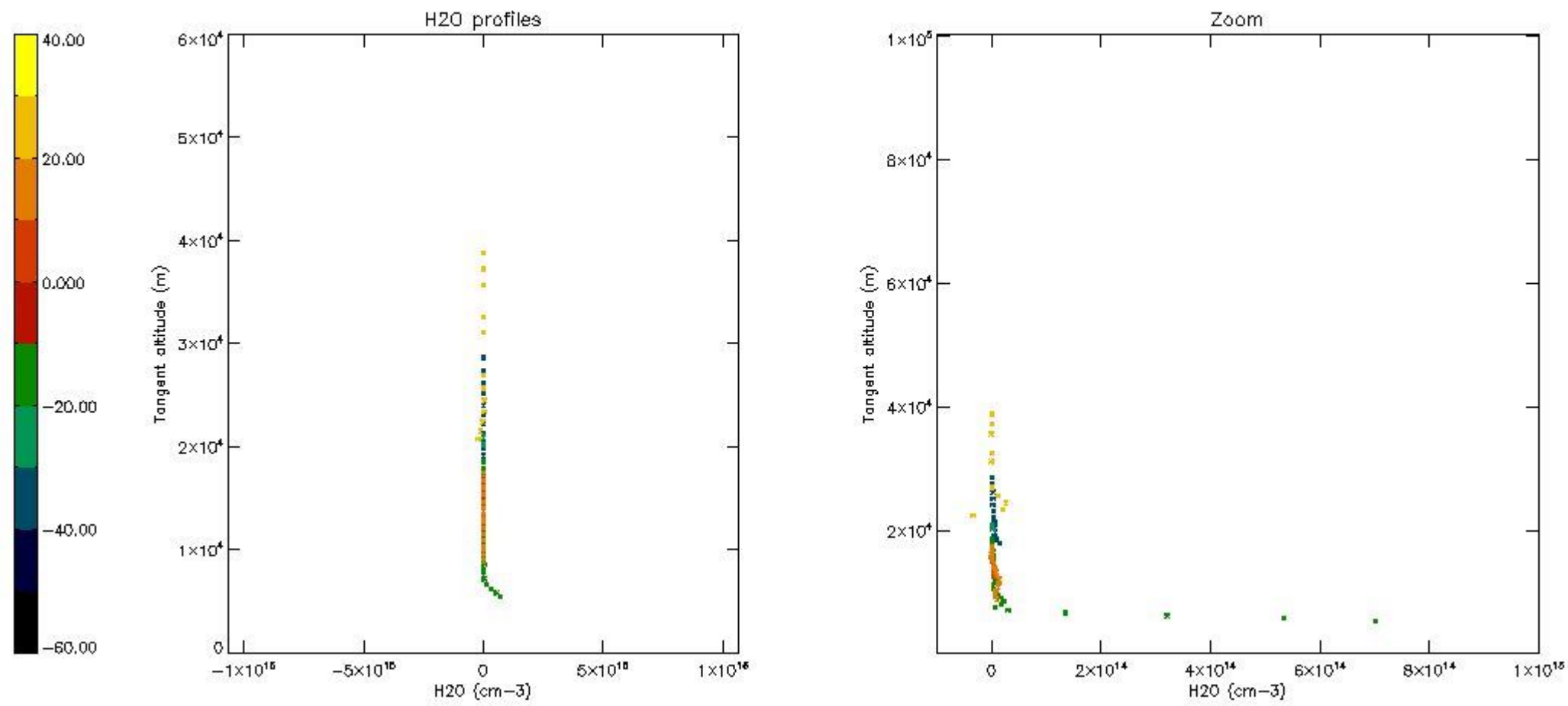
5.7 Plot NO3 profiles for all STD (dark without errors)

The colorbar represents the latitude.



5.8 Plot H2O profiles for all STD (only for occultations of stars 1,2,3,4,13,14,16,26,63 dark without errors)

The colorbar represents the latitude.



6. Auxiliary Data Files used for the production reported in section 2

The number reported in the third column indicates since which file (see list in section 2) the corresponding auxiliary file has been used. The fourth column is the date of those product files.

Type	Auxiliary Filename	Used since product	Used since product date
INST_PHYS_CHARACTERISTICS	GOM_INS_AXVIEC20091111_143220_20030716_120000_20500101_000000	1	23-FEB-2007 00:01:45
LEVEL-2_PROC_CONFIG	GOM_PR2_AXVIEC20091111_152718_20020301_000000_20500101_000000	1	23-FEB-2007 00:01:45
CROSS_SECTIONS_FILE	GOM_CRS_AXVIEC20091111_154832_20020301_000000_20500101_000000	1	23-FEB-2007 00:01:45

GOMOS Level 2 Daily Report

SUMMARY

[1. General Info](#)

[2. Summary of processed GOM_NL_2P products](#)

[3. Level 2 Quality information per product](#)

[3.1 Plot of level 2 quality information per product \(time dependant\)](#)

[3.2 Plot of level 2 quality information per product \(world map\)](#)

[4. Level 1 Quality information per product \(stored on level 2 products\)](#)

[4.1 Plot of level 1 quality information per product \(time dependant\)](#)

[4.1.1 Plot of level 1 quality information per product \(time dependant\): ASCENDING](#)

[4.1.2 Plot of level 1 quality information per product \(time dependant\): DESCENDING](#)

[4.2 Plot of level 1 quality information per product \(world map\)](#)

[4.2.1 Plot of level 1 quality information per product \(world map\): ASCENDING](#)

[4.2.2 Plot of level 1 quality information per product \(world map\): DESCENDING](#)

[5. Ozone profiles based on quality statistics and other trace gas profiles](#)

[5.1 Ozone statistics based on quality of products](#)

[5.2 Plot ozone profiles for all STD \(dark without errors\)](#)

[5.3 Plot ozone profiles where STD < 20% \(dark without errors\)](#)

[5.4. Plot ozone profiles where STD < 10% \(dark without errors\)](#)

[5.5. Plot ozone profiles where STD < 5% \(dark without errors\)](#)

[5.6 Plot NO2 profiles for all STD \(dark without errors\)](#)

[5.7 Plot NO3 profiles for all STD \(dark without errors\)](#)

[5.8 Plot H2O profiles \(only for occultations of stars 1,2,3,4,13,14,16,26,63 dark without errors\) for all STD](#)

[6. Auxiliary Data Files used for the production reported in section 2](#)

This report presents the daily analysis on parameters extracted from GOMOS level 2 data (GOM_NL__2P). It is intended to monitor some important parameters that will impact the quality of these products. A list of level 2 products (and content) that have arrived during the reporting day to the PCF is also given.

Item	Value
Time of report generation	22APR2013 14:06:20
Data source version	GOMOS/6.01
Start time of products	23-02-2007 (23FEB2007 00:00:00)
Stop time of products	24-02-2007 (24FEB2007 00:00:00)
Store outputs in DB	Yes
Nb of level 2 prods	266
Nb of prods with errors	0

2. Summary of processed GOM_NL__2P products.

Nr	Filename	UTC Start time	Limb	Duration	Star Id	Star Name	Star Mag	Star Temp	Nb Meas	Orbit	Prod. error
1	GOM_NL__2PRFIN20070223_000145_000000432055_00445_26050_2602.N1	23-FEB-2007 00:01:45	Dark	43.000	25	35Lam Sco	1.6200	28000.	86	26050	No
2	GOM_NL__2PRFIN20070223_000432_000000392055_00445_26050_2603.N1	23-FEB-2007 00:04:32	Dark	39.000	147	Alp Ara	2.8770	26000.	78	26050	No
3	GOM_NL__2PRFIN20070223_000916_000000502055_00446_26051_2596.N1	23-FEB-2007 00:09:16	Dark	50.000	43	Alp TrA	1.9100	4250.0	100	26051	No
4	GOM_NL__2PRFIN20070223_001219_000000452055_00446_26051_2597.N1	23-FEB-2007 00:12:19	Dark	44.500	4	Alp1Cen	-0.010000	5800.0	89	26051	No
5	GOM_NL__2PRFIN20070223_001339_000000472055_00446_26051_2598.N1	23-FEB-2007 00:13:39	Dark	46.500	10	Bet Cen	0.61000	28000.	93	26051	No
6	GOM_NL__2PRFIN20070223_001629_000000482055_00446_26051_2599.N1	23-FEB-2007 00:16:29	Dark	48.000	12	Alp1Cru	0.77500	30000.	96	26051	No
7	GOM_NL__2PRFIN20070223_001833_000000372055_00446_26051_2600.N1	23-FEB-2007 00:18:33	Dark	37.000	124	The Car	2.7640	30000.	74	26051	No
8	GOM_NL__2PRFIN20070223_002210_000000382055_00446_26051_2601.N1	23-FEB-2007 00:22:10	Straylight	37.500	91	Kap Vel	2.4900	26000.	75	26051	No
9	GOM_NL__2PRFIN20070223_002528_000000402055_00446_26051_2602.N1	23-FEB-2007 00:25:28	Straylight	39.500	65	Lam Vel	2.2040	4400.0	79	26051	No
10	GOM_NL__2PRFIN20070223_003507_000000452055_00446_26051_2603.N1	23-FEB-2007 00:35:07	Twilight	44.500	48	30Alp Hya	1.9770	4100.0	89	26051	No
11	GOM_NL__2PRFIN20070223_004604_000000382055_00446_26051_2604.N1	23-FEB-2007 00:46:04	Bright	38.000	17	78Bet Gem	1.1610	4500.0	76	26051	No
12	GOM_NL__2PRFIN20070223_010314_000000352055_00446_26051_2605.N1	23-FEB-2007 01:03:14	Bright	34.500	49	1Alp UMi	1.9900	6300.0	69	26051	No
13	GOM_NL__2PRFIN20070223_011031_000000342055_00446_26051_2606.N1	23-FEB-2007 01:10:31	Bright	33.500	89	5Alp Cep	2.4510	8000.0	67	26051	No
14	GOM_NL__2PRFIN20070223_011537_000000352055_00446_26051_2607.N1	23-FEB-2007 01:15:37	Bright	34.500	19	50Alp Cyg	1.2460	10500.	69	26051	No
15	GOM_NL__2PRFIN20070223_011711_000000342055_00446_26051_2608.N1	23-FEB-2007 01:17:11	Bright	34.000	66	37Gam Cyg	2.2080	5900.0	68	26051	No
16	GOM_NL__2PRFIN20070223_012532_000000362055_00446_26051_2609.N1	23-FEB-2007 01:25:32	Bright	36.000	168	17Zet Aql	2.9860	11000.	72	26051	No
17	GOM_NL__2PRFIN20070223_013510_000000412055_00446_26051_2610.N1	23-FEB-2007 01:35:10	Twilight	40.500	155	41Pi Sgr	2.9000	6600.0	81	26051	No
18	GOM_NL__2PRFIN20070223_013654_000000422055_00446_26051_2611.N1	23-FEB-2007 01:36:54	Dark	41.500	57	34Sig Sgr	2.0660	26000.	83	26051	No
19	GOM_NL__2PRFIN20070223_013951_000000412055_00446_26051_2612.N1	23-FEB-2007 01:39:51	Dark	41.000	38	20Eps Sgr	1.8360	11000.	82	26051	No
20	GOM_NL__2PRFIN20070223_014222_000000422055_00446_26051_2613.N1	23-FEB-2007 01:42:22	Dark	42.000	25	35Lam Sco	1.6200	28000.	84	26051	No
21	GOM_NL__2PRFIN20070223_014509_000000392055_00446_26051_2614.N1	23-FEB-2007 01:45:09	Dark	38.500	147	Alp Ara	2.8770	26000.	77	26051	No
22	GOM_NL__2PRFIN20070223_014952_000000412055_00447_26052_2662.N1	23-FEB-2007 01:49:52	Dark	40.500	43	Alp TrA	1.9100	4250.0	81	26052	No
23	GOM_NL__2PRFIN20070223_015255_000000462055_00447_26052_2663.N1	23-FEB-2007 01:52:55	Dark	45.500	4	Alp1Cen	-0.010000	5800.0	91	26052	No
24	GOM_NL__2PRFIN20070223_015415_000000492055_00447_26052_2664.N1	23-FEB-2007 01:54:15	Dark	48.500	10	Bet Cen	0.61000	28000.	97	26052	No
25	GOM_NL__2PRFIN20070223_015705_000000482055_00447_26052_2665.N1	23-FEB-2007 01:57:05	Dark	48.000	12	Alp1Cru	0.77500	30000.	96	26052	No
26	GOM_NL__2PRFIN20070223_015909_000000362055_00447_26052_2666.N1	23-FEB-2007 01:59:09	Dark	35.500	124	The Car	2.7640	30000.	71	26052	No
27	GOM_NL__2PRFIN20070223_020246_000000372055_00447_26052_2667.N1	23-FEB-2007 02:02:46	Straylight	37.000	91	Kap Vel	2.4900	26000.	74	26052	No
28	GOM_NL__2PRFIN20070223_020604_000000432055_00447_26052_2668.N1	23-FEB-2007 02:06:04	Straylight	43.000	65	Lam Vel	2.2040	4400.0	86	26052	No
29	GOM_NL__2PRFIN20070223_021543_000000452055_00447_26052_2669.N1	23-FEB-2007 02:15:43	Twilight	45.000	48	30Alp Hya	1.9770	4100.0	90	26052	No
30	GOM_NL__2PRFIN20070223_022641_000000402055_00447_26052_2670.N1	23-FEB-2007 02:26:41	Bright	39.500	17	78Bet Gem	1.1610	4500.0	79	26052	No
31	GOM_NL__2PRFIN20070223_024350_000000362055_00447_26052_2671.N1	23-FEB-2007 02:43:50	Bright	35.500	49	1Alp UMi	1.9900	6300.0	71	26052	No
32	GOM_NL__2PRFIN20070223_025107_000000442055_00447_26052_2672.N1	23-FEB-2007 02:51:07	Bright	43.500	89	5Alp Cep	2.4510	8000.0	87	26052	No
33	GOM_NL__2PRFIN20070223_025613_000000362055_00447_26052_2673.N1	23-FEB-2007 02:56:13	Bright	36.000	19	50Alp Cyg	1.2460	10500.	72	26052	No
34	GOM_NL__2PRFIN20070223_025747_000000332055_00447_26052_2674.N1	23-FEB-2007 02:57:47	Bright	33.000	66	37Gam Cyg	2.2080	5900.0	66	26052	No
35	GOM_NL__2PRFIN20070223_030608_000000372055_00447_26052_2675.N1	23-FEB-2007 03:06:08	Bright	37.000	168	17Zet Aql	2.9860	11000.	74	26052	No
36	GOM_NL__2PRFIN20070223_031547_000000402055_00447_26052_2676.N1	23-FEB-2007 03:15:47	Twilight	40.000	155	41Pi Sgr	2.9000	6600.0	80	26052	No
37	GOM_NL__2PRFIN20070223_031731_000000402055_00447_26052_2677.N1	23-FEB-2007 03:17:31	Dark	40.000	57	34Sig Sgr	2.0660	26000.	80	26052	No
38	GOM_NL__2PRFIN20070223_032028_000000432055_00447_26052_2678.N1	23-FEB-2007 03:20:28	Dark	42.500	38	20Eps Sgr	1.8360	11000.	85	26052	No
39	GOM_NL__2PRFIN20070223_032258_000000422055_00447_26052_2679.N1	23-FEB-2007 03:22:58	Dark	41.500	25	35Lam Sco	1.6200	28000.	83	26052	No
40	GOM_NL__2PRFIN20070223_032545_000000392055_00447_26052_2680.N1	23-FEB-2007 03:25:45	Dark	39.000	147	Alp Ara	2.8770	26000.	78	26052	No
41	GOM_NL__2PRFIN20070223_032706_000000392055_00447_26052_2681.N1	23-FEB-2007 03:27:06	Dark	38.500	141	Bet Ara	2.8400	4600.0	77	26052	No
42	GOM_NL__2PRFIN20070223_033028_000000442055_00448_26053_2629.N1	23-FEB-2007 03:30:28	Dark	44.000	43	Alp TrA	1.9100	4250.0	88	26053	No

43	GOM_NL__2PRFIN20070223_033332_000000412055_00448_26053_2630.N1	23-FEB-2007 03:33:32	Dark	40.500	4	Alp1Cen	-0.010000	5800.0	81	26053	No
44	GOM_NL__2PRFIN20070223_033452_000000532055_00448_26053_2631.N1	23-FEB-2007 03:34:52	Dark	52.500	10	Bet Cen	0.61000	28000.	105	26053	No
45	GOM_NL__2PRFIN20070223_033741_000000512055_00448_26053_2632.N1	23-FEB-2007 03:37:41	Dark	50.500	12	Alp1Cru	0.77500	30000.	101	26053	No
46	GOM_NL__2PRFIN20070223_033946_000000372055_00448_26053_2633.N1	23-FEB-2007 03:39:46	Dark	36.500	124	The Car	2.7640	30000.	73	26053	No
47	GOM_NL__2PRFIN20070223_034322_000000372055_00448_26053_2634.N1	23-FEB-2007 03:43:22	Straylight	36.500	91	Kap Vel	2.4900	26000.	73	26053	No
48	GOM_NL__2PRFIN20070223_034640_000000422055_00448_26053_2635.N1	23-FEB-2007 03:46:40	Straylight	41.500	65	Lam Vel	2.2040	4400.0	83	26053	No
49	GOM_NL__2PRFIN20070223_035619_000000462055_00448_26053_2636.N1	23-FEB-2007 03:56:19	Twilight	46.000	48	30Alp Hya	1.9770	4100.0	92	26053	No
50	GOM_NL__2PRFIN20070223_040717_000000392055_00448_26053_2637.N1	23-FEB-2007 04:07:17	Bright	38.500	17	78Bet Gem	1.1610	4500.0	77	26053	No
51	GOM_NL__2PRFIN20070223_042426_000000352055_00448_26053_2638.N1	23-FEB-2007 04:24:26	Bright	35.000	49	1Alp UMi	1.9900	6300.0	70	26053	No
52	GOM_NL__2PRFIN20070223_043143_000000352055_00448_26053_2639.N1	23-FEB-2007 04:31:43	Bright	34.500	89	5Alp Cep	2.4510	8000.0	69	26053	No
53	GOM_NL__2PRFIN20070223_043649_000000342055_00448_26053_2640.N1	23-FEB-2007 04:36:49	Bright	33.500	19	50Alp Cyg	1.2460	10500.	67	26053	No
54	GOM_NL__2PRFIN20070223_043824_000000362055_00448_26053_2641.N1	23-FEB-2007 04:38:24	Bright	35.500	66	37Gam Cyg	2.2080	5900.0	71	26053	No
55	GOM_NL__2PRFIN20070223_044644_000000372055_00448_26053_2642.N1	23-FEB-2007 04:46:44	Bright	36.500	168	17Zet Aql	2.9860	11000.	73	26053	No
56	GOM_NL__2PRFIN20070223_045623_000000402055_00448_26053_2643.N1	23-FEB-2007 04:56:23	Twilight	40.000	155	41Pi Sgr	2.9000	6600.0	80	26053	No
57	GOM_NL__2PRFIN20070223_045807_000000392055_00448_26053_2644.N1	23-FEB-2007 04:58:07	Dark	39.000	57	34Sig Sgr	2.0660	26000.	78	26053	No
58	GOM_NL__2PRFIN20070223_050104_000000412055_00448_26053_2645.N1	23-FEB-2007 05:01:04	Dark	40.500	38	20Eps Sgr	1.8360	11000.	81	26053	No
59	GOM_NL__2PRFIN20070223_050335_000000452055_00448_26053_2646.N1	23-FEB-2007 05:03:35	Dark	44.500	25	35Lam Sco	1.6200	28000.	89	26053	No
60	GOM_NL__2PRFIN20070223_050622_000000382055_00448_26053_2647.N1	23-FEB-2007 05:06:22	Dark	38.000	147	Alp Ara	2.8770	26000.	76	26053	No
61	GOM_NL__2PRFIN20070223_050743_000000422055_00448_26053_2648.N1	23-FEB-2007 05:07:43	Dark	41.500	141	Bet Ara	2.8400	4600.0	83	26053	No
62	GOM_NL__2PRFIN20070223_051105_000000462055_00449_26054_2641.N1	23-FEB-2007 05:11:05	Dark	46.000	43	Alp TrA	1.9100	4250.0	92	26054	No
63	GOM_NL__2PRFIN20070223_051409_000000462055_00449_26054_2642.N1	23-FEB-2007 05:14:09	Dark	46.000	4	Alp1Cen	-0.010000	5800.0	92	26054	No
64	GOM_NL__2PRFIN20070223_051529_000000522055_00449_26054_2643.N1	23-FEB-2007 05:15:29	Dark	51.500	10	Bet Cen	0.61000	28000.	103	26054	No
65	GOM_NL__2PRFIN20070223_051818_000000512055_00449_26054_2644.N1	23-FEB-2007 05:18:18	Dark	51.000	12	Alp1Cru	0.77500	30000.	102	26054	No
66	GOM_NL__2PRFIN20070223_052022_000000372055_00449_26054_2645.N1	23-FEB-2007 05:20:22	Dark	37.000	124	The Car	2.7640	30000.	74	26054	No
67	GOM_NL__2PRFIN20070223_052358_000000382055_00449_26054_2646.N1	23-FEB-2007 05:23:58	Straylight	37.500	91	Kap Vel	2.4900	26000.	75	26054	No
68	GOM_NL__2PRFIN20070223_052716_000000432055_00449_26054_2647.N1	23-FEB-2007 05:27:16	Straylight	43.000	65	Lam Vel	2.2040	4400.0	86	26054	No
69	GOM_NL__2PRFIN20070223_053655_000000462055_00449_26054_2648.N1	23-FEB-2007 05:36:55	Twilight	46.000	48	30Alp Hya	1.9770	4100.0	92	26054	No
70	GOM_NL__2PRFIN20070223_054753_000000372055_00449_26054_2649.N1	23-FEB-2007 05:47:53	Bright	37.000	17	78Bet Gem	1.1610	4500.0	74	26054	No
71	GOM_NL__2PRFIN20070223_060502_000000362055_00449_26054_2650.N1	23-FEB-2007 06:05:02	Bright	35.500	49	1Alp UMi	1.9900	6300.0	71	26054	No
72	GOM_NL__2PRFIN20070223_061219_000000352055_00449_26054_2651.N1	23-FEB-2007 06:12:19	Bright	35.000	89	5Alp Cep	2.4510	8000.0	70	26054	No
73	GOM_NL__2PRFIN20070223_061725_000000362055_00449_26054_2652.N1	23-FEB-2007 06:17:25	Bright	35.500	19	50Alp Cyg	1.2460	10500.	71	26054	No
74	GOM_NL__2PRFIN20070223_061900_000000362055_00449_26054_2653.N1	23-FEB-2007 06:19:00	Bright	36.000	66	37Gam Cyg	2.2080	5900.0	72	26054	No
75	GOM_NL__2PRFIN20070223_062720_000000372055_00449_26054_2654.N1	23-FEB-2007 06:27:20	Bright	36.500	168	17Zet Aql	2.9860	11000.	73	26054	No
76	GOM_NL__2PRFIN20070223_063659_000000412055_00449_26054_2655.N1	23-FEB-2007 06:36:59	Twilight	40.500	155	41Pi Sgr	2.9000	6600.0	81	26054	No
77	GOM_NL__2PRFIN20070223_063844_000000402055_00449_26054_2656.N1	23-FEB-2007 06:38:44	Dark	40.000	57	34Sig Sgr	2.0660	26000.	80	26054	No
78	GOM_NL__2PRFIN20070223_064140_000000412055_00449_26054_2657.N1	23-FEB-2007 06:41:40	Dark	40.500	38	20Eps Sgr	1.8360	11000.	81	26054	No
79	GOM_NL__2PRFIN20070223_064412_000000462055_00449_26054_2658.N1	23-FEB-2007 06:44:12	Dark	46.000	25	35Lam Sco	1.6200	28000.	92	26054	No
80	GOM_NL__2PRFIN20070223_064658_000000402055_00449_26054_2659.N1	23-FEB-2007 06:46:58	Dark	40.000	147	Alp Ara	2.8770	26000.	80	26054	No
81	GOM_NL__2PRFIN20070223_064819_000000412055_00449_26054_2660.N1	23-FEB-2007 06:48:19	Dark	40.500	141	Bet Ara	2.8400	4600.0	81	26054	No
82	GOM_NL__2PRFIN20070223_065141_000000502055_00450_26055_2666.N1	23-FEB-2007 06:51:41	Dark	49.500	43	Alp TrA	1.9100	4250.0	99	26055	No
83	GOM_NL__2PRFIN20070223_065445_000000542055_00450_26055_2667.N1	23-FEB-2007 06:54:45	Dark	54.000	4	Alp1Cen	-0.010000	5800.0	108	26055	No
84	GOM_NL__2PRFIN20070223_065605_000000422055_00450_26055_2668.N1	23-FEB-2007 06:56:05	Dark	41.500	10	Bet Cen	0.61000	28000.	83	26055	No
85	GOM_NL__2PRFIN20070223_065854_000000412055_00450_26055_2669.N1	23-FEB-2007 06:58:54	Dark	41.000	12	Alp1Cru	0.77500	30000.	82	26055	No
86	GOM_NL__2PRFIN20070223_070058_000000372055_00450_26055_2670.N1	23-FEB-2007 07:00:58	Dark	37.000	124	The Car	2.7640	30000.	74	26055	No
87	GOM_NL__2PRFIN20070223_070434_000000372055_00450_26055_2671.N1	23-FEB-2007 07:04:34	Straylight	36.500	91	Kap Vel	2.4900	26000.	73	26055	No
88	GOM_NL__2PRFIN20070223_070753_000000432055_00450_26055_2672.N1	23-FEB-2007 07:07:53	Straylight	42.500	65	Lam Vel	2.2040	4400.0	85	26055	No
89	GOM_NL__2PRFIN20070223_071731_000000472055_00450_26055_2673.N1	23-FEB-2007 07:17:31	Twilight	47.000	48	30Alp Hya	1.9770	4100.0	94	26055	No
90	GOM_NL__2PRFIN20070223_072829_000000382055_00450_26055_2674.N1	23-FEB-2007 07:28:29	Bright	38.000	17	78Bet Gem	1.1610	4500.0	76	26055	No
91	GOM_NL__2PRFIN20070223_074538_000000362055_00450_26055_2675.N1	23-FEB-2007 07:45:38	Bright	35.500	49	1Alp UMi	1.9900	6300.0	71	26055	No
92	GOM_NL__2PRFIN20070223_075255_000000352055_00450_26055_2676.N1	23-FEB-2007 07:52:55	Bright	34.500	89	5Alp Cep	2.4510	8000.0	69	26055	No
93	GOM_NL__2PRFIN20070223_075801_000000342055_00450_26055_2677.N1	23-FEB-2007 07:58:01	Bright	33.500	19	50Alp Cyg	1.2460	10500.	67	26055	No
94	GOM_NL__2PRFIN20070223_075936_000000342055_00450_26055_2678.N1	23-FEB-2007 07:59:36	Bright	34.000	66	37Gam Cyg	2.2080	5900.0	68	26055	No
95	GOM_NL__2PRFIN20070223_080757_000000382055_00450_26055_2679.N1	23-FEB-2007 08:07:57	Bright	37.500	168	17Zet Aql	2.9860	11000.	75	26055	No
96	GOM_NL__2PRFIN20070223_081736_000000422055_00450_26055_2680.N1	23-FEB-2007 08:17:36	Twilight	42.000	155	41Pi Sgr	2.9000	6600.0	84	26055	No
97	GOM_NL__2PRFIN20070223_081920_000000402055_00450_26055_2681.N1	23-FEB-2007 08:19:20	Dark	40.000	57	34Sig Sgr	2.0660	26000.	80	26055	No
98	GOM_NL__2PRFIN20070223_082217_000000422055_00450_26055_2682.N1	23-FEB-2007 08:22:17	Dark	41.500	38	20Eps Sgr	1.8360	11000.	83	26055	No
99	GOM_NL__2PRFIN20070223_082448_000000422055_00450_26055_2683.N1	23-FEB-2007 08:24:48	Dark	42.000	25	35Lam Sco	1.6200	28000.	84	26055	No
100	GOM_NL__2PRFIN20070223_082735_000000392055_00450_26055_2684.N1	23-FEB-2007 08:27:35	Dark	39.000	147	Alp Ara	2.8770	26000.	78	26055	No
101	GOM_NL__2PRFIN20070223_082856_000000392055_00450_26055_2685.N1	23-FEB-2007 08:28:56	Dark	39.000	141	Bet Ara	2.8400	4600.0	78	26055	No

102	GOM_NL__2PRFIN20070223_083217_000000422055_00451_26056_2692.N1	23-FEB-2007 08:32:17	Dark	42.000	43	Alp TrA	1.9100	4250.0	84	26056	No
103	GOM_NL__2PRFIN20070223_083522_000000462055_00451_26056_2693.N1	23-FEB-2007 08:35:22	Dark	46.000	4	Alp1Cen	-0.010000	5800.0	92	26056	No
104	GOM_NL__2PRFIN20070223_083642_000000492055_00451_26056_2694.N1	23-FEB-2007 08:36:42	Dark	49.000	10	Bet Cen	0.61000	28000.	98	26056	No
105	GOM_NL__2PRFIN20070223_083931_000000452055_00451_26056_2695.N1	23-FEB-2007 08:39:31	Dark	45.000	12	Alp1Cru	0.77500	30000.	90	26056	No
106	GOM_NL__2PRFIN20070223_084134_000000372055_00451_26056_2696.N1	23-FEB-2007 08:41:34	Dark	36.500	124	The Car	2.7640	30000.	73	26056	No
107	GOM_NL__2PRFIN20070223_084510_000000362055_00451_26056_2697.N1	23-FEB-2007 08:45:10	Straylight	36.000	91	Kap Vel	2.4900	26000.	72	26056	No
108	GOM_NL__2PRFIN20070223_084829_000000422055_00451_26056_2698.N1	23-FEB-2007 08:48:29	Straylight	42.000	65	Lam Vel	2.2040	4400.0	84	26056	No
109	GOM_NL__2PRFIN20070223_085807_000000462055_00451_26056_2699.N1	23-FEB-2007 08:58:07	Twl_and_stray	45.500	48	30Alp Hya	1.9770	4100.0	91	26056	No
110	GOM_NL__2PRFIN20070223_090905_000000382055_00451_26056_2700.N1	23-FEB-2007 09:09:05	Bright	38.000	17	78Bet Gem	1.1610	4500.0	76	26056	No
111	GOM_NL__2PRFIN20070223_092614_000000352055_00451_26056_2701.N1	23-FEB-2007 09:26:14	Bright	35.000	49	1Alp UMi	1.9900	6300.0	70	26056	No
112	GOM_NL__2PRFIN20070223_093332_000000352055_00451_26056_2702.N1	23-FEB-2007 09:33:32	Bright	34.500	89	5Alp Cep	2.4510	8000.0	69	26056	No
113	GOM_NL__2PRFIN20070223_093837_000000362055_00451_26056_2703.N1	23-FEB-2007 09:38:37	Bright	36.000	19	50Alp Cyg	1.2460	10500.	72	26056	No
114	GOM_NL__2PRFIN20070223_094012_000000352055_00451_26056_2704.N1	23-FEB-2007 09:40:12	Bright	35.000	66	37Gam Cyg	2.2080	5900.0	70	26056	No
115	GOM_NL__2PRFIN20070223_094833_000000372055_00451_26056_2705.N1	23-FEB-2007 09:48:33	Bright	37.000	168	17Zet Aql	2.9860	11000.	74	26056	No
116	GOM_NL__2PRFIN20070223_095812_000000402055_00451_26056_2706.N1	23-FEB-2007 09:58:12	Twilight	39.500	155	41Pi Sgr	2.9000	6600.0	79	26056	No
117	GOM_NL__2PRFIN20070223_095956_000000392055_00451_26056_2707.N1	23-FEB-2007 09:59:56	Dark	39.000	57	34Sig Sgr	2.0660	26000.	78	26056	No
118	GOM_NL__2PRFIN20070223_100253_000000422055_00451_26056_2708.N1	23-FEB-2007 10:02:53	Dark	41.500	38	20Eps Sgr	1.8360	11000.	83	26056	No
119	GOM_NL__2PRFIN20070223_100525_000000422055_00451_26056_2709.N1	23-FEB-2007 10:05:25	Dark	42.000	25	35Lam Sco	1.6200	28000.	84	26056	No
120	GOM_NL__2PRFIN20070223_100811_000000392055_00451_26056_2710.N1	23-FEB-2007 10:08:11	Dark	38.500	147	Alp Ara	2.8770	26000.	77	26056	No
121	GOM_NL__2PRFIN20070223_100932_000000392055_00451_26056_2711.N1	23-FEB-2007 10:09:32	Dark	39.000	141	Bet Ara	2.8400	4600.0	78	26056	No
122	GOM_NL__2PRFIN20070223_101253_000000392055_00452_26057_2728.N1	23-FEB-2007 10:12:53	Dark	38.500	43	Alp TrA	1.9100	4250.0	77	26057	No
123	GOM_NL__2PRFIN20070223_101558_000000442055_00452_26057_2729.N1	23-FEB-2007 10:15:58	Dark	43.500	4	Alp1Cen	-0.010000	5800.0	87	26057	No
124	GOM_NL__2PRFIN20070223_101718_000000382055_00452_26057_2730.N1	23-FEB-2007 10:17:18	Dark	37.500	10	Bet Cen	0.61000	28000.	75	26057	No
125	GOM_NL__2PRFIN20070223_102007_000000412055_00452_26057_2731.N1	23-FEB-2007 10:20:07	Dark	40.500	12	Alp1Cru	0.77500	30000.	81	26057	No
126	GOM_NL__2PRFIN20070223_102210_000000372055_00452_26057_2732.N1	23-FEB-2007 10:22:10	Dark	37.000	124	The Car	2.7640	30000.	74	26057	No
127	GOM_NL__2PRFIN20070223_102547_000000372055_00452_26057_2733.N1	23-FEB-2007 10:25:47	Straylight	37.000	91	Kap Vel	2.4900	26000.	74	26057	No
128	GOM_NL__2PRFIN20070223_102905_000000412055_00452_26057_2734.N1	23-FEB-2007 10:29:05	Straylight	40.500	65	Lam Vel	2.2040	4400.0	81	26057	No
129	GOM_NL__2PRFIN20070223_103843_000000432055_00452_26057_2735.N1	23-FEB-2007 10:38:43	Twl_and_stray	43.000	48	30Alp Hya	1.9770	4100.0	86	26057	No
130	GOM_NL__2PRFIN20070223_104941_000000362055_00452_26057_2736.N1	23-FEB-2007 10:49:41	Bright	36.000	17	78Bet Gem	1.1610	4500.0	72	26057	No
131	GOM_NL__2PRFIN20070223_110650_000000372055_00452_26057_2737.N1	23-FEB-2007 11:06:50	Bright	36.500	49	1Alp UMi	1.9900	6300.0	73	26057	No
132	GOM_NL__2PRFIN20070223_111408_000000352055_00452_26057_2738.N1	23-FEB-2007 11:14:08	Bright	35.000	89	5Alp Cep	2.4510	8000.0	70	26057	No
133	GOM_NL__2PRFIN20070223_111913_000000352055_00452_26057_2739.N1	23-FEB-2007 11:19:13	Bright	34.500	19	50Alp Cyg	1.2460	10500.	69	26057	No
134	GOM_NL__2PRFIN20070223_112048_000000342055_00452_26057_2740.N1	23-FEB-2007 11:20:48	Bright	33.500	66	37Gam Cyg	2.2080	5900.0	67	26057	No
135	GOM_NL__2PRFIN20070223_112909_000000362055_00452_26057_2741.N1	23-FEB-2007 11:29:09	Bright	36.000	168	17Zet Aql	2.9860	11000.	72	26057	No
136	GOM_NL__2PRFIN20070223_113848_000000412055_00452_26057_2742.N1	23-FEB-2007 11:38:48	Twilight	40.500	155	41Pi Sgr	2.9000	6600.0	81	26057	No
137	GOM_NL__2PRFIN20070223_114032_000000412055_00452_26057_2743.N1	23-FEB-2007 11:40:32	Dark	41.000	57	34Sig Sgr	2.0660	26000.	82	26057	No
138	GOM_NL__2PRFIN20070223_114330_000000392055_00452_26057_2744.N1	23-FEB-2007 11:43:30	Dark	38.500	38	20Eps Sgr	1.8360	11000.	77	26057	No
139	GOM_NL__2PRFIN20070223_114602_000000482055_00452_26057_2745.N1	23-FEB-2007 11:46:02	Dark	47.500	25	35Lam Sco	1.6200	28000.	95	26057	No
140	GOM_NL__2PRFIN20070223_114848_000000382055_00452_26057_2746.N1	23-FEB-2007 11:48:48	Dark	38.000	147	Alp Ara	2.8770	26000.	76	26057	No
141	GOM_NL__2PRFIN20070223_115008_000000402055_00453_26058_2747.N1	23-FEB-2007 11:50:08	Dark	39.500	141	Bet Ara	2.8400	4600.0	79	26058	No
142	GOM_NL__2PRFIN20070223_115330_000000392055_00453_26058_2743.N1	23-FEB-2007 11:53:30	Dark	39.000	43	Alp TrA	1.9100	4250.0	78	26058	No
143	GOM_NL__2PRFIN20070223_115635_000000432055_00453_26058_2744.N1	23-FEB-2007 11:56:35	Dark	43.000	4	Alp1Cen	-0.010000	5800.0	86	26058	No
144	GOM_NL__2PRFIN20070223_115755_000000432055_00453_26058_2745.N1	23-FEB-2007 11:57:55	Dark	42.500	10	Bet Cen	0.61000	28000.	85	26058	No
145	GOM_NL__2PRFIN20070223_120043_000000392055_00453_26058_2746.N1	23-FEB-2007 12:00:43	Dark	38.500	12	Alp1Cru	0.77500	30000.	77	26058	No
146	GOM_NL__2PRFIN20070223_120247_000000392055_00453_26058_2747.N1	23-FEB-2007 12:02:47	Dark	38.500	124	The Car	2.7640	30000.	77	26058	No
147	GOM_NL__2PRFIN20070223_120623_000000362055_00453_26058_2748.N1	23-FEB-2007 12:06:23	Straylight	36.000	91	Kap Vel	2.4900	26000.	72	26058	No
148	GOM_NL__2PRFIN20070223_120941_000000382055_00453_26058_2749.N1	23-FEB-2007 12:09:41	Straylight	38.000	65	Lam Vel	2.2040	4400.0	76	26058	No
149	GOM_NL__2PRFIN20070223_135955_000000462055_00454_26059_2766.N1	23-FEB-2007 13:59:55	Twl_and_stray	45.500	48	30Alp Hya	1.9770	4100.0	91	26059	No
150	GOM_NL__2PRFIN20070223_141053_000000382055_00454_26059_2767.N1	23-FEB-2007 14:10:53	Bright	37.500	17	78Bet Gem	1.1610	4500.0	75	26059	No
151	GOM_NL__2PRFIN20070223_142802_000000362055_00454_26059_2768.N1	23-FEB-2007 14:28:02	Bright	36.000	49	1Alp UMi	1.9900	6300.0	72	26059	No
152	GOM_NL__2PRFIN20070223_143520_000000352055_00454_26059_2769.N1	23-FEB-2007 14:35:20	Bright	34.500	89	5Alp Cep	2.4510	8000.0	69	26059	No
153	GOM_NL__2PRFIN20070223_144025_000000332055_00454_26059_2770.N1	23-FEB-2007 14:40:25	Bright	32.500	19	50Alp Cyg	1.2460	10500.	65	26059	No
154	GOM_NL__2PRFIN20070223_144200_000000342055_00454_26059_2771.N1	23-FEB-2007 14:42:00	Bright	33.500	66	37Gam Cyg	2.2080	5900.0	67	26059	No
155	GOM_NL__2PRFIN20070223_145021_000000382055_00454_26059_2772.N1	23-FEB-2007 14:50:21	Bright	38.000	168	17Zet Aql	2.9860	11000.	76	26059	No
156	GOM_NL__2PRFIN20070223_150001_000000402055_00454_26059_2773.N1	23-FEB-2007 15:00:01	Twilight	39.500	155	41Pi Sgr	2.9000	6600.0	79	26059	No
157	GOM_NL__2PRFIN20070223_150145_000000372055_00454_26059_2774.N1	23-FEB-2007 15:01:45	Dark	36.500	57	34Sig Sgr	2.0660	26000.	73	26059	No
158	GOM_NL__2PRFIN20070223_150443_000000412055_00454_26059_2775.N1	23-FEB-2007 15:04:43	Dark	41.000	38	20Eps Sgr	1.8360	11000.	82	26059	No
159	GOM_NL__2PRFIN20070223_150715_000000432055_00454_26059_2776.N1	23-FEB-2007 15:07:15	Dark	42.500	25	35Lam Sco	1.6200	28000.	85	26059	No
160	GOM_NL__2PRFIN20070223_151001_000000392055_00454_26059_2777.N1	23-FEB-2007 15:10:01	Dark	39.000	147	Alp Ara	2.8770	26000.	78	26059	No

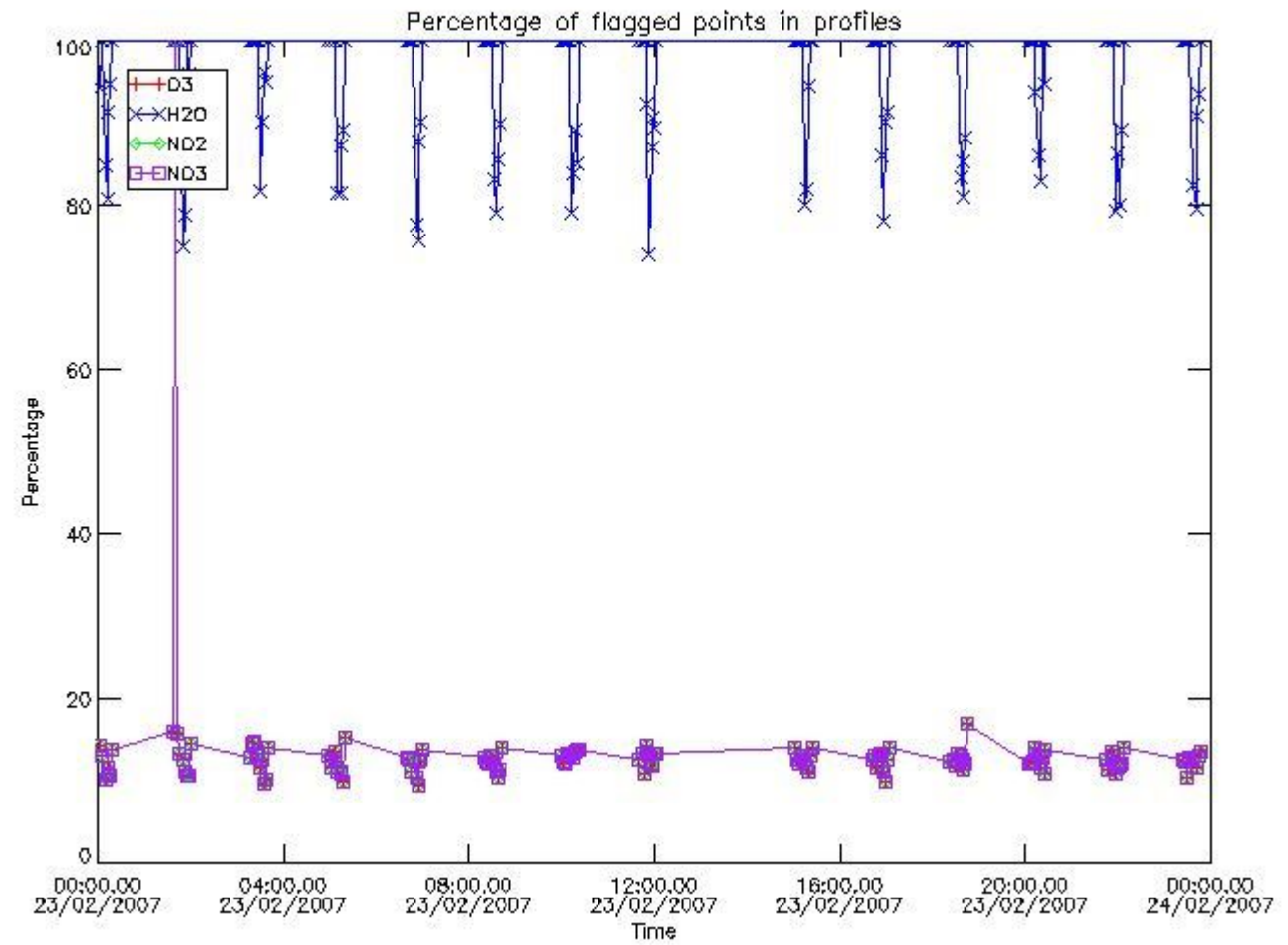
161	GOM_NL__2PRFIN20070223_151121_000000402055_00455_26060_2778.N1	23-FEB-2007 15:11:21	Dark	39.500	141	Bet Ara	2.8400	4600.0	79	26060	No
162	GOM_NL__2PRFIN20070223_151442_000000412055_00455_26060_2801.N1	23-FEB-2007 15:14:42	Dark	40.500	43	Alp TrA	1.9100	4250.0	81	26060	No
163	GOM_NL__2PRFIN20070223_151748_000000452055_00455_26060_2802.N1	23-FEB-2007 15:17:48	Dark	44.500	4	Alp1Cen	-0.010000	5800.0	89	26060	No
164	GOM_NL__2PRFIN20070223_151908_000000462055_00455_26060_2803.N1	23-FEB-2007 15:19:08	Dark	46.000	10	Bet Cen	0.61000	28000.	92	26060	No
165	GOM_NL__2PRFIN20070223_152156_000000392055_00455_26060_2804.N1	23-FEB-2007 15:21:56	Dark	39.000	12	Alp1Cru	0.77500	30000.	78	26060	No
166	GOM_NL__2PRFIN20070223_152359_000000372055_00455_26060_2805.N1	23-FEB-2007 15:23:59	Dark	36.500	124	The Car	2.7640	30000.	73	26060	No
167	GOM_NL__2PRFIN20070223_152735_000000372055_00455_26060_2806.N1	23-FEB-2007 15:27:35	Straylight	37.000	91	Kap Vel	2.4900	26000.	74	26060	No
168	GOM_NL__2PRFIN20070223_153053_000000412055_00455_26060_2807.N1	23-FEB-2007 15:30:53	Straylight	40.500	65	Lam Vel	2.2040	4400.0	81	26060	No
169	GOM_NL__2PRFIN20070223_154031_000000442055_00455_26060_2808.N1	23-FEB-2007 15:40:31	Twl_and_stray	44.000	48	30Alp Hya	1.9770	4100.0	88	26060	No
170	GOM_NL__2PRFIN20070223_155130_000000362055_00455_26060_2809.N1	23-FEB-2007 15:51:30	Bright	36.000	17	78Bet Gem	1.1610	4500.0	72	26060	No
171	GOM_NL__2PRFIN20070223_160838_000000352055_00455_26060_2810.N1	23-FEB-2007 16:08:38	Bright	34.500	49	1Alp UMi	1.9900	6300.0	69	26060	No
172	GOM_NL__2PRFIN20070223_161556_000000352055_00455_26060_2811.N1	23-FEB-2007 16:15:56	Bright	34.500	89	5Alp Cep	2.4510	8000.0	69	26060	No
173	GOM_NL__2PRFIN20070223_162102_000000352055_00455_26060_2812.N1	23-FEB-2007 16:21:02	Bright	35.000	19	50Alp Cyg	1.2460	10500.	70	26060	No
174	GOM_NL__2PRFIN20070223_162236_000000362055_00455_26060_2813.N1	23-FEB-2007 16:22:36	Bright	35.500	66	37Gam Cyg	2.2080	5900.0	71	26060	No
175	GOM_NL__2PRFIN20070223_163058_000000382055_00455_26060_2814.N1	23-FEB-2007 16:30:58	Bright	37.500	168	17Zet Aql	2.9860	11000.	75	26060	No
176	GOM_NL__2PRFIN20070223_164037_000000392055_00455_26060_2815.N1	23-FEB-2007 16:40:37	Twilight	38.500	155	41Pi Sgr	2.9000	6600.0	77	26060	No
177	GOM_NL__2PRFIN20070223_164221_000000412055_00455_26060_2816.N1	23-FEB-2007 16:42:21	Dark	40.500	57	34Sig Sgr	2.0660	26000.	81	26060	No
178	GOM_NL__2PRFIN20070223_164519_000000402055_00455_26060_2817.N1	23-FEB-2007 16:45:19	Dark	39.500	38	20Eps Sgr	1.8360	11000.	79	26060	No
179	GOM_NL__2PRFIN20070223_164752_000000452055_00455_26060_2818.N1	23-FEB-2007 16:47:52	Dark	44.500	25	35Lam Sco	1.6200	28000.	89	26060	No
180	GOM_NL__2PRFIN20070223_165037_000000402055_00455_26060_2819.N1	23-FEB-2007 16:50:37	Dark	39.500	147	Alp Ara	2.8770	26000.	79	26060	No
181	GOM_NL__2PRFIN20070223_165158_000000392055_00456_26061_2820.N1	23-FEB-2007 16:51:58	Dark	38.500	141	Bet Ara	2.8400	4600.0	77	26061	No
182	GOM_NL__2PRFIN20070223_165518_000000402055_00456_26061_2812.N1	23-FEB-2007 16:55:18	Dark	39.500	43	Alp TrA	1.9100	4250.0	79	26061	No
183	GOM_NL__2PRFIN20070223_165824_000000462055_00456_26061_2813.N1	23-FEB-2007 16:58:24	Dark	46.000	4	Alp1Cen	-0.010000	5800.0	92	26061	No
184	GOM_NL__2PRFIN20070223_165944_000000512055_00456_26061_2814.N1	23-FEB-2007 16:59:44	Dark	51.000	10	Bet Cen	0.61000	28000.	102	26061	No
185	GOM_NL__2PRFIN20070223_170233_000000412055_00456_26061_2815.N1	23-FEB-2007 17:02:33	Dark	40.500	12	Alp1Cru	0.77500	30000.	81	26061	No
186	GOM_NL__2PRFIN20070223_170435_000000372055_00456_26061_2816.N1	23-FEB-2007 17:04:35	Dark	36.500	124	The Car	2.7640	30000.	73	26061	No
187	GOM_NL__2PRFIN20070223_170811_000000402055_00456_26061_2817.N1	23-FEB-2007 17:08:11	Straylight	40.000	91	Kap Vel	2.4900	26000.	80	26061	No
188	GOM_NL__2PRFIN20070223_171129_000000442055_00456_26061_2818.N1	23-FEB-2007 17:11:29	Straylight	44.000	65	Lam Vel	2.2040	4400.0	88	26061	No
189	GOM_NL__2PRFIN20070223_172107_000000462055_00456_26061_2819.N1	23-FEB-2007 17:21:07	Twl_and_stray	45.500	48	30Alp Hya	1.9770	4100.0	91	26061	No
190	GOM_NL__2PRFIN20070223_173206_000000522055_00456_26061_2820.N1	23-FEB-2007 17:32:06	Bright	52.000	17	78Bet Gem	1.1610	4500.0	104	26061	No
191	GOM_NL__2PRFIN20070223_174913_000000372055_00456_26061_2821.N1	23-FEB-2007 17:49:13	Bright	36.500	49	1Alp UMi	1.9900	6300.0	73	26061	No
192	GOM_NL__2PRFIN20070223_175632_000000352055_00456_26061_2822.N1	23-FEB-2007 17:56:32	Bright	34.500	89	5Alp Cep	2.4510	8000.0	69	26061	No
193	GOM_NL__2PRFIN20070223_180138_000000362055_00456_26061_2823.N1	23-FEB-2007 18:01:38	Bright	36.000	19	50Alp Cyg	1.2460	10500.	72	26061	No
194	GOM_NL__2PRFIN20070223_180313_000000362055_00456_26061_2824.N1	23-FEB-2007 18:03:13	Bright	35.500	66	37Gam Cyg	2.2080	5900.0	71	26061	No
195	GOM_NL__2PRFIN20070223_181134_000000372055_00456_26061_2825.N1	23-FEB-2007 18:11:34	Bright	36.500	168	17Zet Aql	2.9860	11000.	73	26061	No
196	GOM_NL__2PRFIN20070223_182113_000000412055_00456_26061_2826.N1	23-FEB-2007 18:21:13	Twilight	41.000	155	41Pi Sgr	2.9000	6600.0	82	26061	No
197	GOM_NL__2PRFIN20070223_182258_000000422055_00456_26061_2827.N1	23-FEB-2007 18:22:58	Dark	41.500	57	34Sig Sgr	2.0660	26000.	83	26061	No
198	GOM_NL__2PRFIN20070223_182556_000000412055_00456_26061_2828.N1	23-FEB-2007 18:25:56	Dark	41.000	38	20Eps Sgr	1.8360	11000.	82	26061	No
199	GOM_NL__2PRFIN20070223_182828_000000432055_00456_26061_2829.N1	23-FEB-2007 18:28:28	Dark	43.000	25	35Lam Sco	1.6200	28000.	86	26061	No
200	GOM_NL__2PRFIN20070223_183114_000000392055_00456_26061_2830.N1	23-FEB-2007 18:31:14	Dark	38.500	147	Alp Ara	2.8770	26000.	77	26061	No
201	GOM_NL__2PRFIN20070223_183234_000000422055_00457_26062_2831.N1	23-FEB-2007 18:32:34	Dark	41.500	141	Bet Ara	2.8400	4600.0	83	26062	No
202	GOM_NL__2PRFIN20070223_183555_000000402055_00457_26062_2833.N1	23-FEB-2007 18:35:55	Dark	39.500	43	Alp TrA	1.9100	4250.0	79	26062	No
203	GOM_NL__2PRFIN20070223_183901_000000452055_00457_26062_2834.N1	23-FEB-2007 18:39:01	Dark	45.000	4	Alp1Cen	-0.010000	5800.0	90	26062	No
204	GOM_NL__2PRFIN20070223_184021_000000412055_00457_26062_2835.N1	23-FEB-2007 18:40:21	Dark	41.000	10	Bet Cen	0.61000	28000.	82	26062	No
205	GOM_NL__2PRFIN20070223_184309_000000432055_00457_26062_2836.N1	23-FEB-2007 18:43:09	Dark	42.500	12	Alp1Cru	0.77500	30000.	85	26062	No
206	GOM_NL__2PRFIN20070223_184512_000000362055_00457_26062_2837.N1	23-FEB-2007 18:45:12	Dark	36.000	124	The Car	2.7640	30000.	72	26062	No
207	GOM_NL__2PRFIN20070223_184847_000000362055_00457_26062_2838.N1	23-FEB-2007 18:48:47	Straylight	36.000	91	Kap Vel	2.4900	26000.	72	26062	No
208	GOM_NL__2PRFIN20070223_185205_000000452055_00457_26062_2839.N1	23-FEB-2007 18:52:05	Straylight	45.000	65	Lam Vel	2.2040	4400.0	90	26062	No
209	GOM_NL__2PRFIN20070223_190143_000000432055_00457_26062_2840.N1	23-FEB-2007 19:01:43	Twl_and_stray	43.000	48	30Alp Hya	1.9770	4100.0	86	26062	No
210	GOM_NL__2PRFIN20070223_191242_000000392055_00457_26062_2841.N1	23-FEB-2007 19:12:42	Bright	38.500	17	78Bet Gem	1.1610	4500.0	77	26062	No
211	GOM_NL__2PRFIN20070223_192950_000000372055_00457_26062_2842.N1	23-FEB-2007 19:29:50	Bright	36.500	49	1Alp UMi	1.9900	6300.0	73	26062	No
212	GOM_NL__2PRFIN20070223_193708_000000352055_00457_26062_2843.N1	23-FEB-2007 19:37:08	Bright	34.500	89	5Alp Cep	2.4510	8000.0	69	26062	No
213	GOM_NL__2PRFIN20070223_194214_000000342055_00457_26062_2844.N1	23-FEB-2007 19:42:14	Bright	33.500	19	50Alp Cyg	1.2460	10500.	67	26062	No
214	GOM_NL__2PRFIN20070223_194349_000000342055_00457_26062_2845.N1	23-FEB-2007 19:43:49	Bright	33.500	66	37Gam Cyg	2.2080	5900.0	67	26062	No
215	GOM_NL__2PRFIN20070223_195210_000000372055_00457_26062_2846.N1	23-FEB-2007 19:52:10	Bright	37.000	168	17Zet Aql	2.9860	11000.	74	26062	No
216	GOM_NL__2PRFIN20070223_200150_000000422055_00457_26062_2847.N1	23-FEB-2007 20:01:50	Twilight	41.500	155	41Pi Sgr	2.9000	6600.0	83	26062	No
217	GOM_NL__2PRFIN20070223_200334_000000432055_00457_26062_2848.N1	23-FEB-2007 20:03:34	Dark	42.500	57	34Sig Sgr	2.0660	26000.	85	26062	No
218	GOM_NL__2PRFIN20070223_200632_000000432055_00457_26062_2849.N1	23-FEB-2007 20:06:32	Dark	42.500	38	20Eps Sgr	1.8360	11000.	85	26062	No
219	GOM_NL__2PRFIN20070223_200905_000000422055_00457_26062_2850.N1	23-FEB-2007 20:09:05	Dark	41.500	25	35Lam Sco	1.6200	28000.	83	26062	No

220	GOM_NL__2PRFIN20070223_201150_000000392055_00457_26062_2851.N1	23-FEB-2007 20:11:50	Dark	38.500	147	Alp Ara	2.8770	26000.	77	26062	No
221	GOM_NL__2PRFIN20070223_201311_000000402055_00458_26063_2852.N1	23-FEB-2007 20:13:11	Dark	40.000	141	Bet Ara	2.8400	4600.0	80	26063	No
222	GOM_NL__2PRFIN20070223_201631_000000402055_00458_26063_2851.N1	23-FEB-2007 20:16:31	Dark	39.500	43	Alp TrA	1.9100	4250.0	79	26063	No
223	GOM_NL__2PRFIN20070223_201938_000000442055_00458_26063_2852.N1	23-FEB-2007 20:19:38	Dark	44.000	4	Alp1Cen	-0.010000	5800.0	88	26063	No
224	GOM_NL__2PRFIN20070223_202057_000000442055_00458_26063_2853.N1	23-FEB-2007 20:20:57	Dark	43.500	10	Bet Cen	0.61000	28000.	87	26063	No
225	GOM_NL__2PRFIN20070223_202345_000000482055_00458_26063_2854.N1	23-FEB-2007 20:23:45	Dark	47.500	12	Alp1Cru	0.77500	30000.	95	26063	No
226	GOM_NL__2PRFIN20070223_202548_000000372055_00458_26063_2855.N1	23-FEB-2007 20:25:48	Dark	37.000	124	The Car	2.7640	30000.	74	26063	No
227	GOM_NL__2PRFIN20070223_202923_000000392055_00458_26063_2856.N1	23-FEB-2007 20:29:23	Straylight	38.500	91	Kap Vel	2.4900	26000.	77	26063	No
228	GOM_NL__2PRFIN20070223_203241_000000422055_00458_26063_2857.N1	23-FEB-2007 20:32:41	Straylight	41.500	65	Lam Vel	2.2040	4400.0	83	26063	No
229	GOM_NL__2PRFIN20070223_204219_000000472055_00458_26063_2858.N1	23-FEB-2007 20:42:19	Twl_and_stray	46.500	48	30Alp Hya	1.9770	4100.0	93	26063	No
230	GOM_NL__2PRFIN20070223_205318_000000382055_00458_26063_2859.N1	23-FEB-2007 20:53:18	Bright	38.000	17	78Bet Gem	1.1610	4500.0	76	26063	No
231	GOM_NL__2PRFIN20070223_211025_000000372055_00458_26063_2860.N1	23-FEB-2007 21:10:25	Bright	36.500	49	1Alp UMi	1.9900	6300.0	73	26063	No
232	GOM_NL__2PRFIN20070223_211744_000000462055_00458_26063_2861.N1	23-FEB-2007 21:17:44	Bright	46.000	89	5Alp Cep	2.4510	8000.0	92	26063	No
233	GOM_NL__2PRFIN20070223_212250_000000372055_00458_26063_2862.N1	23-FEB-2007 21:22:50	Bright	36.500	19	50Alp Cyg	1.2460	10500.	73	26063	No
234	GOM_NL__2PRFIN20070223_212425_000000362055_00458_26063_2863.N1	23-FEB-2007 21:24:25	Bright	35.500	66	37Gam Cyg	2.2080	5900.0	71	26063	No
235	GOM_NL__2PRFIN20070223_213246_000000382055_00458_26063_2864.N1	23-FEB-2007 21:32:46	Bright	37.500	168	17Zet Aql	2.9860	11000.	75	26063	No
236	GOM_NL__2PRFIN20070223_214226_000000412055_00458_26063_2865.N1	23-FEB-2007 21:42:26	Twilight	41.000	155	41Pi Sgr	2.9000	6600.0	82	26063	No
237	GOM_NL__2PRFIN20070223_214411_000000412055_00458_26063_2866.N1	23-FEB-2007 21:44:11	Dark	40.500	57	34Sig Sgr	2.0660	26000.	81	26063	No
238	GOM_NL__2PRFIN20070223_214708_000000452055_00458_26063_2867.N1	23-FEB-2007 21:47:08	Dark	45.000	38	20Eps Sgr	1.8360	11000.	90	26063	No
239	GOM_NL__2PRFIN20070223_215227_000000382055_00458_26063_2868.N1	23-FEB-2007 21:52:27	Dark	38.000	147	Alp Ara	2.8770	26000.	76	26063	No
240	GOM_NL__2PRFIN20070223_215347_000000402055_00459_26064_2869.N1	23-FEB-2007 21:53:47	Dark	39.500	141	Bet Ara	2.8400	4600.0	79	26064	No
241	GOM_NL__2PRFIN20070223_215707_000000472055_00459_26064_2859.N1	23-FEB-2007 21:57:07	Dark	46.500	43	Alp TrA	1.9100	4250.0	93	26064	No
242	GOM_NL__2PRFIN20070223_220014_000000442055_00459_26064_2860.N1	23-FEB-2007 22:00:14	Dark	44.000	4	Alp1Cen	-0.010000	5800.0	88	26064	No
243	GOM_NL__2PRFIN20070223_220134_000000432055_00459_26064_2861.N1	23-FEB-2007 22:01:34	Dark	43.000	10	Bet Cen	0.61000	28000.	86	26064	No
244	GOM_NL__2PRFIN20070223_220422_000000422055_00459_26064_2862.N1	23-FEB-2007 22:04:22	Dark	42.000	12	Alp1Cru	0.77500	30000.	84	26064	No
245	GOM_NL__2PRFIN20070223_220624_000000372055_00459_26064_2863.N1	23-FEB-2007 22:06:24	Dark	36.500	124	The Car	2.7640	30000.	73	26064	No
246	GOM_NL__2PRFIN20070223_220959_000000372055_00459_26064_2864.N1	23-FEB-2007 22:09:59	Straylight	36.500	91	Kap Vel	2.4900	26000.	73	26064	No
247	GOM_NL__2PRFIN20070223_221318_000000442055_00459_26064_2865.N1	23-FEB-2007 22:13:18	Straylight	43.500	65	Lam Vel	2.2040	4400.0	87	26064	No
248	GOM_NL__2PRFIN20070223_222255_000000522055_00459_26064_2866.N1	23-FEB-2007 22:22:55	Twl_and_stray	51.500	48	30Alp Hya	1.9770	4100.0	103	26064	No
249	GOM_NL__2PRFIN20070223_223354_000000372055_00459_26064_2867.N1	23-FEB-2007 22:33:54	Bright	37.000	17	78Bet Gem	1.1610	4500.0	74	26064	No
250	GOM_NL__2PRFIN20070223_225101_000000362055_00459_26064_2868.N1	23-FEB-2007 22:51:01	Bright	35.500	49	1Alp UMi	1.9900	6300.0	71	26064	No
251	GOM_NL__2PRFIN20070223_225820_000000342055_00459_26064_2869.N1	23-FEB-2007 22:58:20	Bright	33.500	89	5Alp Cep	2.4510	8000.0	67	26064	No
252	GOM_NL__2PRFIN20070223_230326_000000332055_00459_26064_2870.N1	23-FEB-2007 23:03:26	Bright	32.500	19	50Alp Cyg	1.2460	10500.	65	26064	No
253	GOM_NL__2PRFIN20070223_230501_000000352055_00459_26064_2871.N1	23-FEB-2007 23:05:01	Bright	35.000	66	37Gam Cyg	2.2080	5900.0	70	26064	No
254	GOM_NL__2PRFIN20070223_231322_000000372055_00459_26064_2872.N1	23-FEB-2007 23:13:22	Bright	36.500	168	17Zet Aql	2.9860	11000.	73	26064	No
255	GOM_NL__2PRFIN20070223_232302_000000412055_00459_26064_2873.N1	23-FEB-2007 23:23:02	Twilight	41.000	155	41Pi Sgr	2.9000	6600.0	82	26064	No
256	GOM_NL__2PRFIN20070223_232447_000000412055_00459_26064_2874.N1	23-FEB-2007 23:24:47	Dark	41.000	57	34Sig Sgr	2.0660	26000.	82	26064	No
257	GOM_NL__2PRFIN20070223_232745_000000422055_00459_26064_2875.N1	23-FEB-2007 23:27:45	Dark	41.500	38	20Eps Sgr	1.8360	11000.	83	26064	No
258	GOM_NL__2PRFIN20070223_233018_000000502055_00459_26064_2876.N1	23-FEB-2007 23:30:18	Dark	49.500	25	35Lam Sco	1.6200	28000.	99	26064	No
259	GOM_NL__2PRFIN20070223_233303_000000402055_00459_26064_2877.N1	23-FEB-2007 23:33:03	Dark	40.000	147	Alp Ara	2.8770	26000.	80	26064	No
260	GOM_NL__2PRFIN20070223_233744_000000412055_00460_26065_2885.N1	23-FEB-2007 23:37:44	Dark	40.500	43	Alp TrA	1.9100	4250.0	81	26065	No
261	GOM_NL__2PRFIN20070223_234051_000000452055_00460_26065_2886.N1	23-FEB-2007 23:40:51	Dark	44.500	4	Alp1Cen	-0.010000	5800.0	89	26065	No
262	GOM_NL__2PRFIN20070223_234210_000000452055_00460_26065_2887.N1	23-FEB-2007 23:42:10	Dark	44.500	10	Bet Cen	0.61000	28000.	89	26065	No
263	GOM_NL__2PRFIN20070223_234458_000000392055_00460_26065_2888.N1	23-FEB-2007 23:44:58	Dark	39.000	12	Alp1Cru	0.77500	30000.	78	26065	No
264	GOM_NL__2PRFIN20070223_234700_000000382055_00460_26065_2889.N1	23-FEB-2007 23:47:00	Dark	38.000	124	The Car	2.7640	30000.	76	26065	No
265	GOM_NL__2PRFIN20070223_235036_000000372055_00460_26065_2890.N1	23-FEB-2007 23:50:36	Straylight	37.000	91	Kap Vel	2.4900	26000.	74	26065	No
266	GOM_NL__2PRFIN20070223_235354_000000412055_00460_26065_2891.N1	23-FEB-2007 23:53:54	Straylight	41.000	65	Lam Vel	2.2040	4400.0	82	26065	No

3. Quality information per product

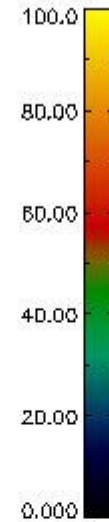
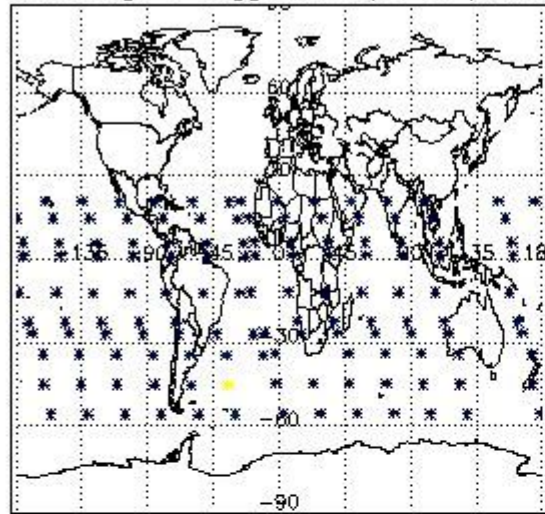
In this section it is plotted some information contained in the Quality Summary data set of the level 2 products. Only products in dark limb conditions and without errors (error flag in the MPH set to "0") are used.

3.1 Plot quality information per product (time dependant)

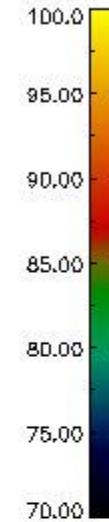
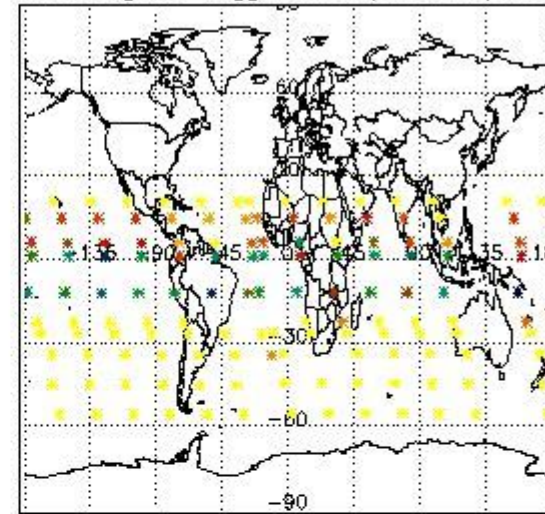


3.2 Plot quality information per product (world map)


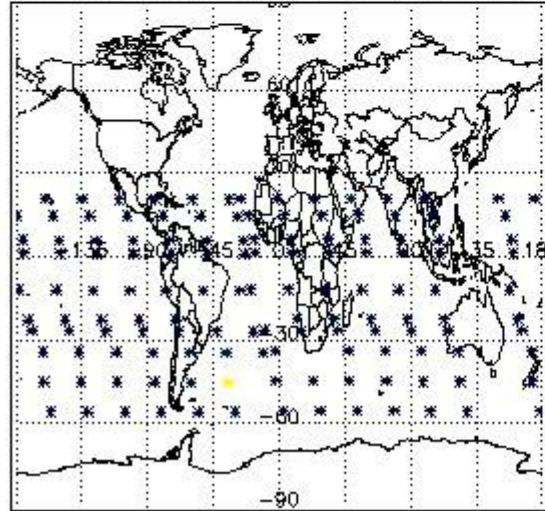
Percentage of flagged data per O3 profile



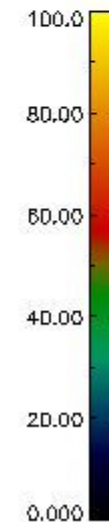
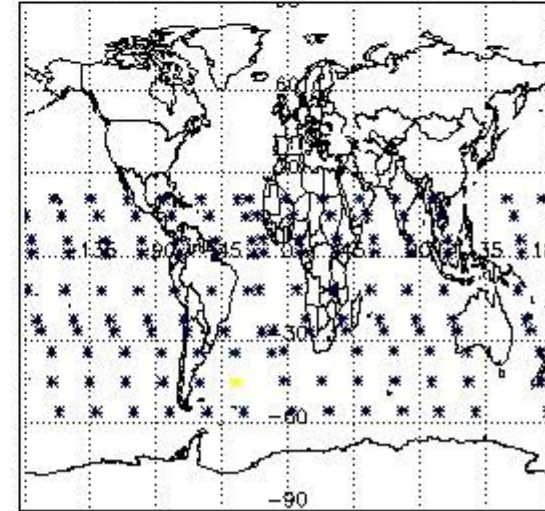
Percentage of flagged data per H2O profile



Percentage of flagged data per NO2 profile



Percentage of flagged data per NO3 profile

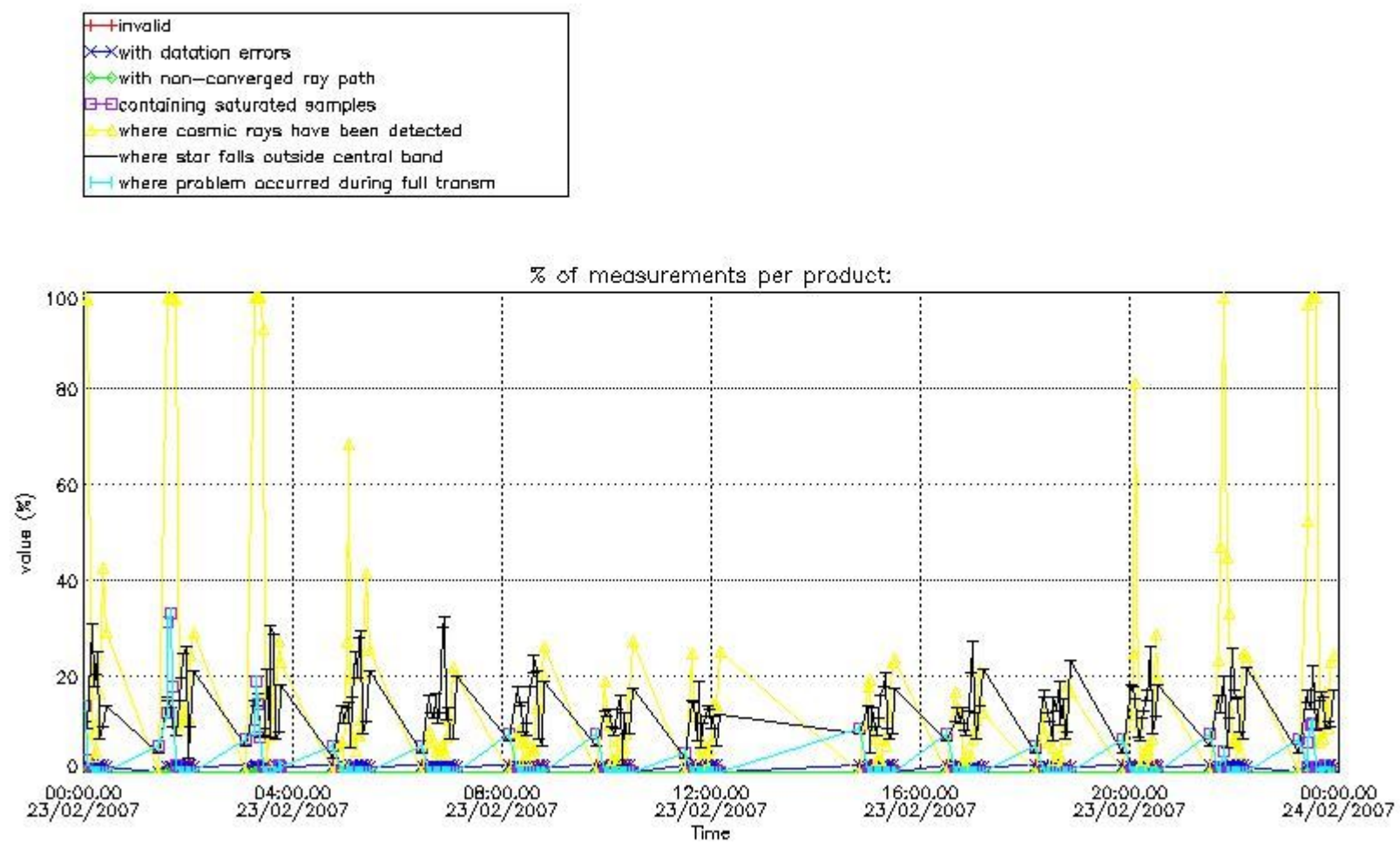


4. Level 1 quality information per product

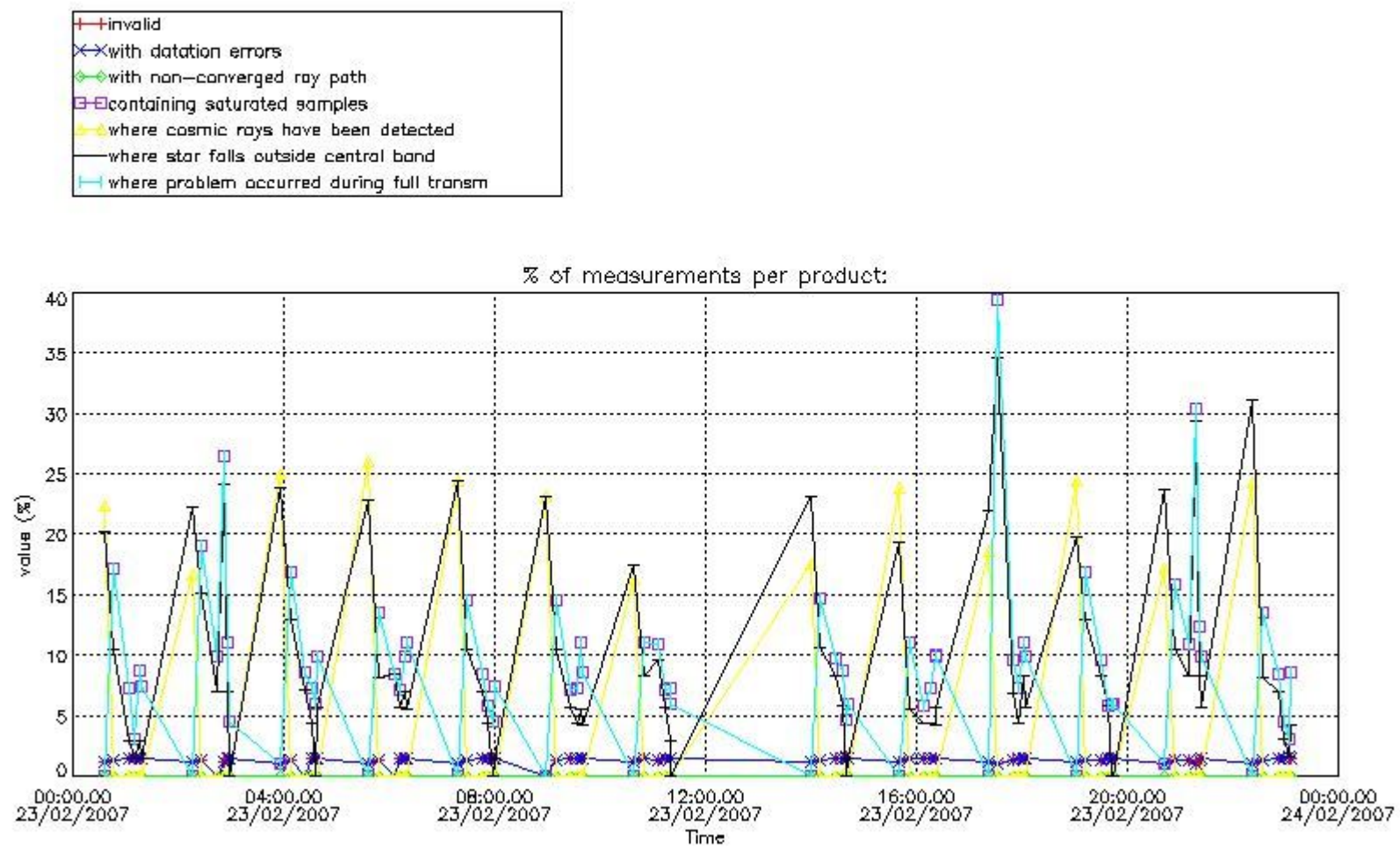
In this section it is plotted some information contained in the Quality Summary data set of the level 2 products that comes from the level 1b processing. Products without errors (error flag in the MPH set to "0") are used.

4.1 Plot quality information per product (time dependant) coming from level 1b processing

4.1.1 Plot level 1 quality information per product (time dependant): ENVISAT ASCENDING passes



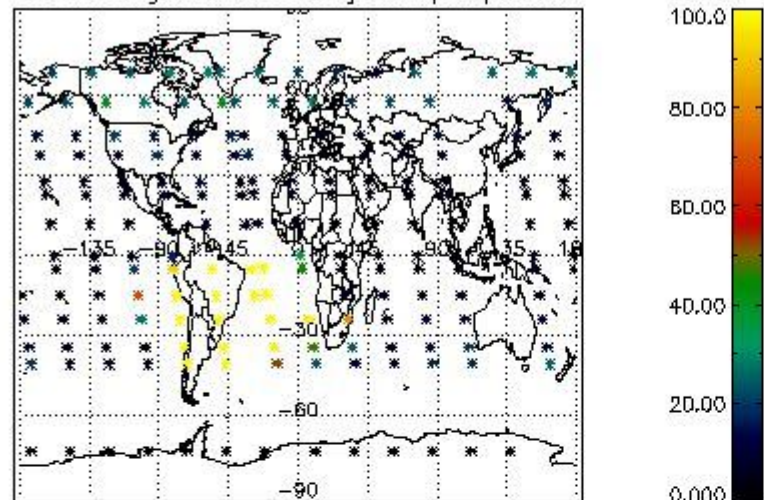
4.1.2 Plot level 1 quality information per product (time dependant): ENVI SAT DESCENDING passes



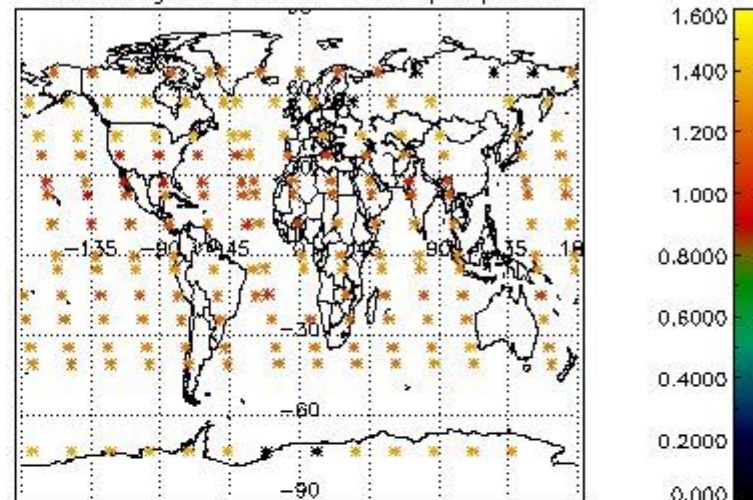
4.2 Plot quality information per product coming from level 1b processing (world map)

4.2.1 Plot level 1 quality information per product (world map): ENVISAT ASCENDING passes

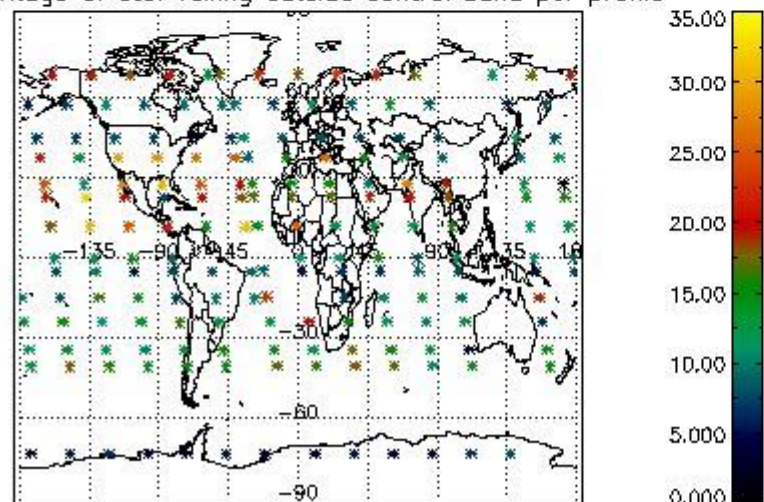
Percentage of cosmic ray hits per profile



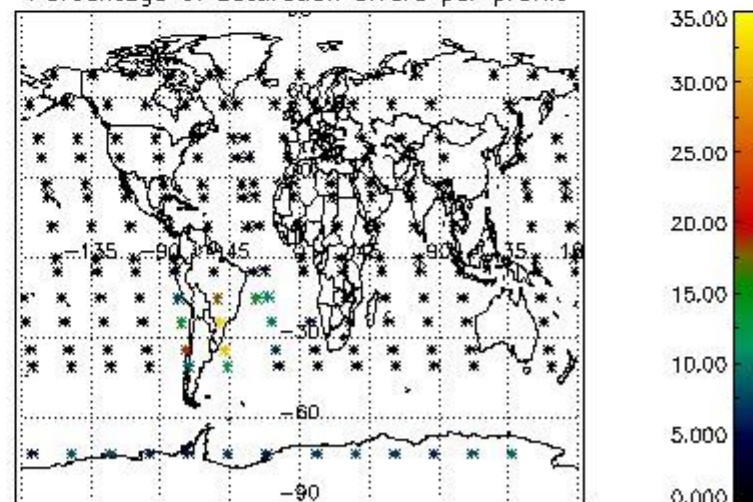
Percentage of datation errors per profile



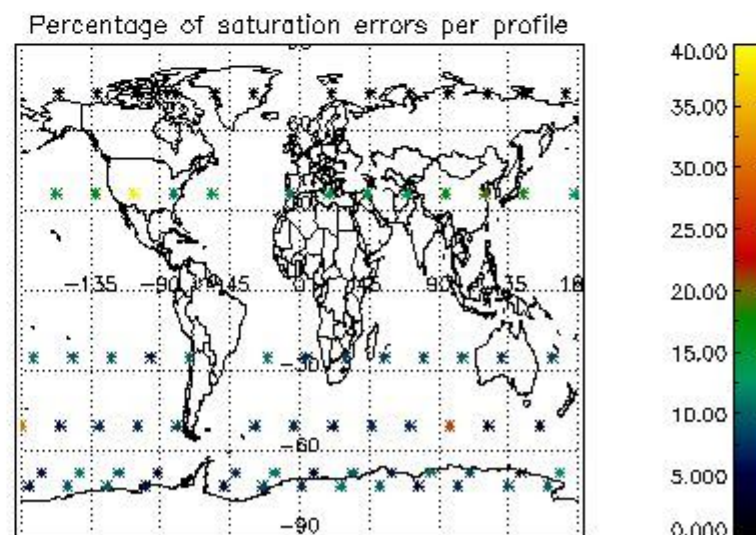
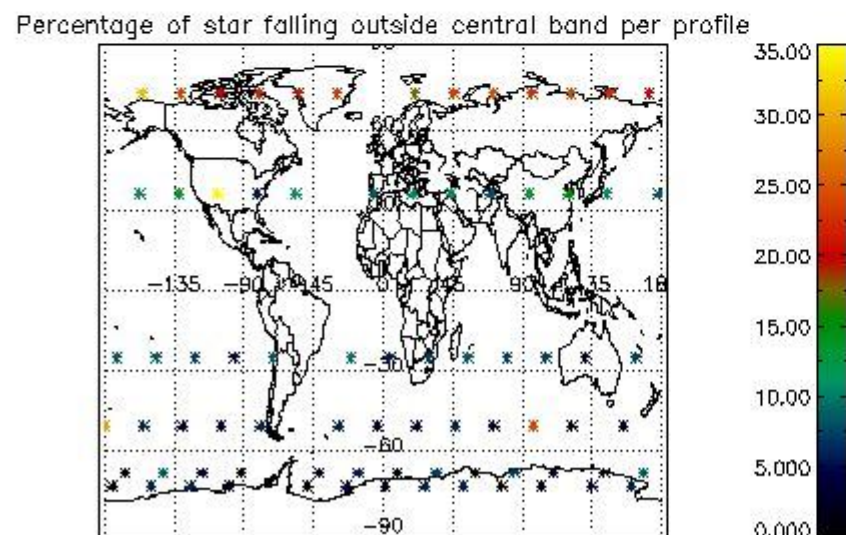
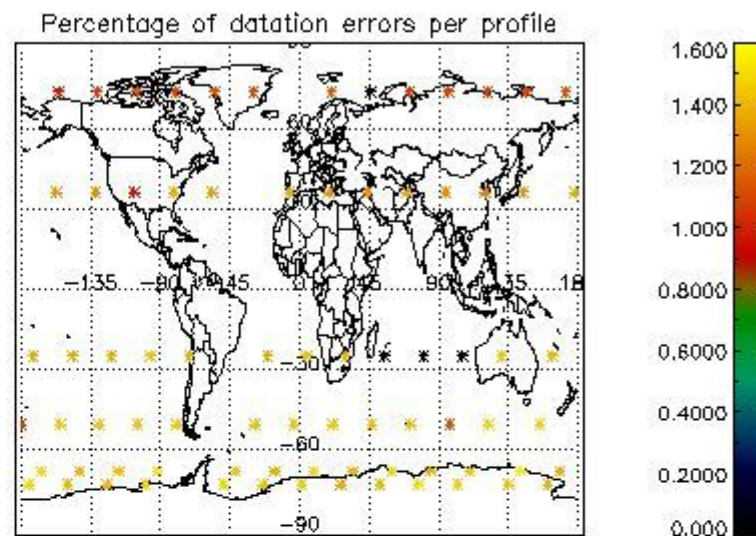
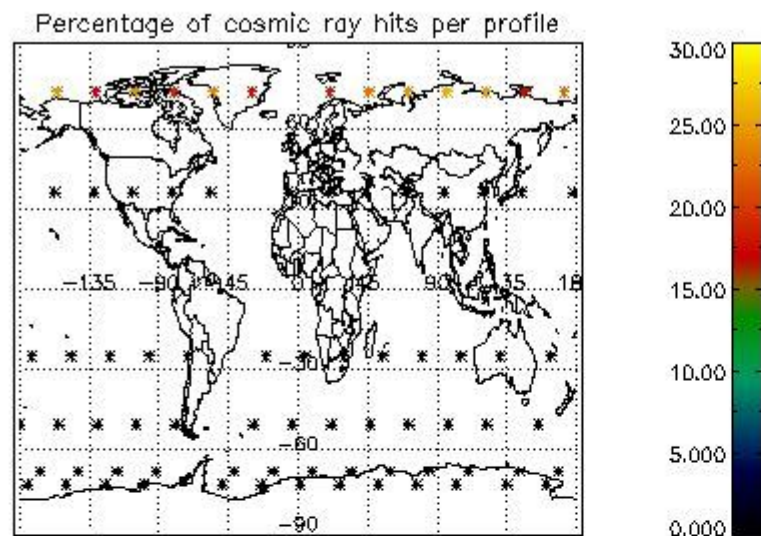
Percentage of star falling outside central band per profile



Percentage of saturation errors per profile



4.2.2 Plot level 1 quality information per product (world map): ENVISAT DESCENDING passes



5. Trace gas profiles

5.1 Ozone statistics based on quality of products

The final quality of the products can be "measured" using the STD (Standard Deviation) attached to every point profile. This information is written to the parameter GOM_NL__2P/NL_LOCAL_SPECIES_DENSITY/o3_std of the level 2 products. The table below shows the statistics for given STD ranges.

The statistics are given with respect to the overall valid production:

- Products without fatal errors: GOM_NL__2P/MPH/PRODUCT_ERR=0
- Valid point profile: GOM_NL__2P/NL_LOCAL_SPECIES_DENSITY/pcd(0)=0

The 'Criteria' is applied to valid points of dark limb products:

- Products in dark limb illumination condition: GOM_NL__2P/NL_SUMMARY_QUALITY/obs_ill_cond=0
- Products without fatal errors: GOM_NL__2P/MPH/PRODUCT_ERR=0
- Valid point profile: GOM_NL__2P/NL_LOCAL_SPECIES_DENSITY/pcd(0)=0

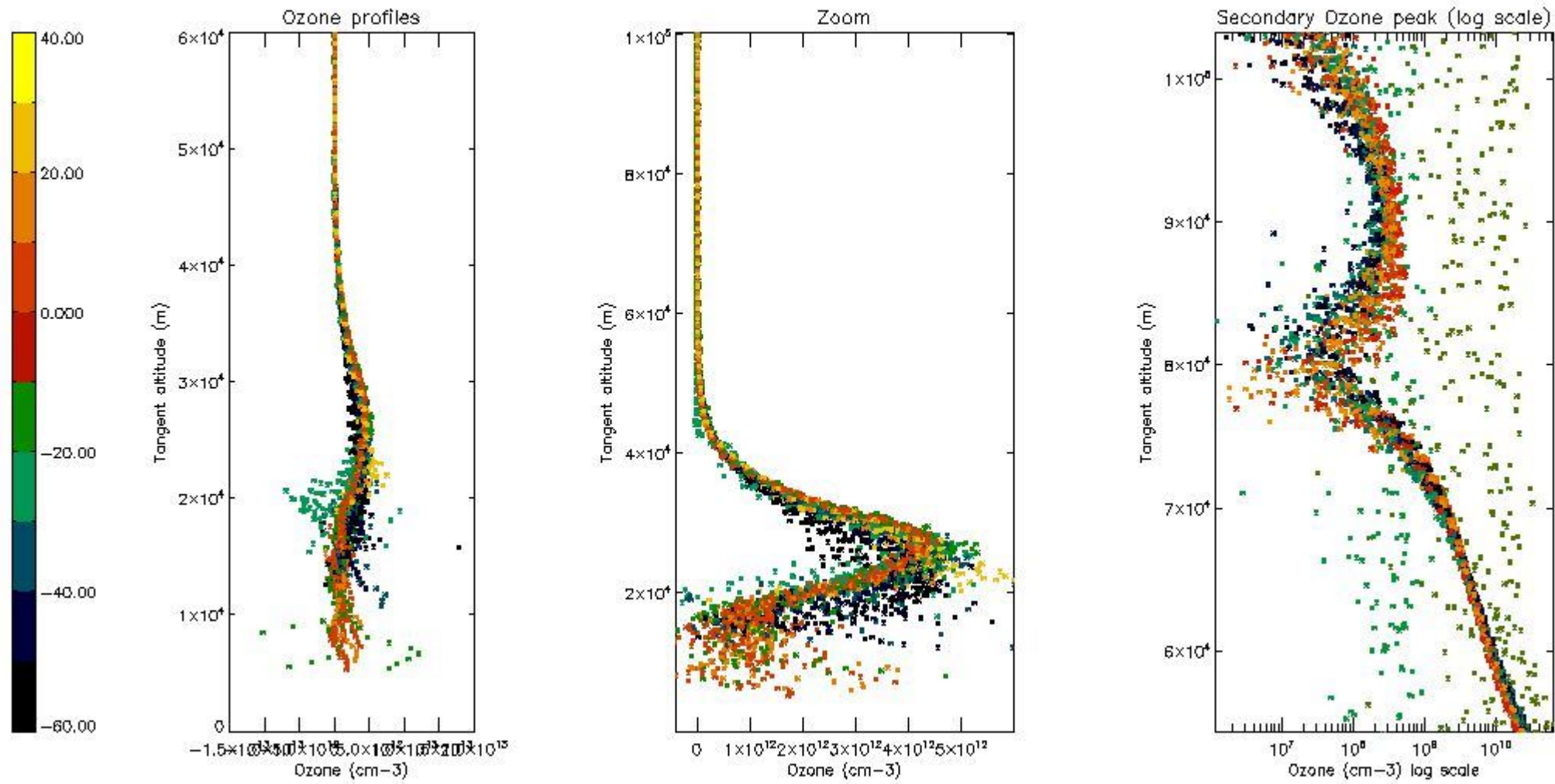
So, the table below shows the percentage of dark limb and valid observations for each criteria with respect to the overall valid daily observations.

Criteria	% of total production
All STD	53
STD < 20	31

STD < 10	26
STD < 5	20

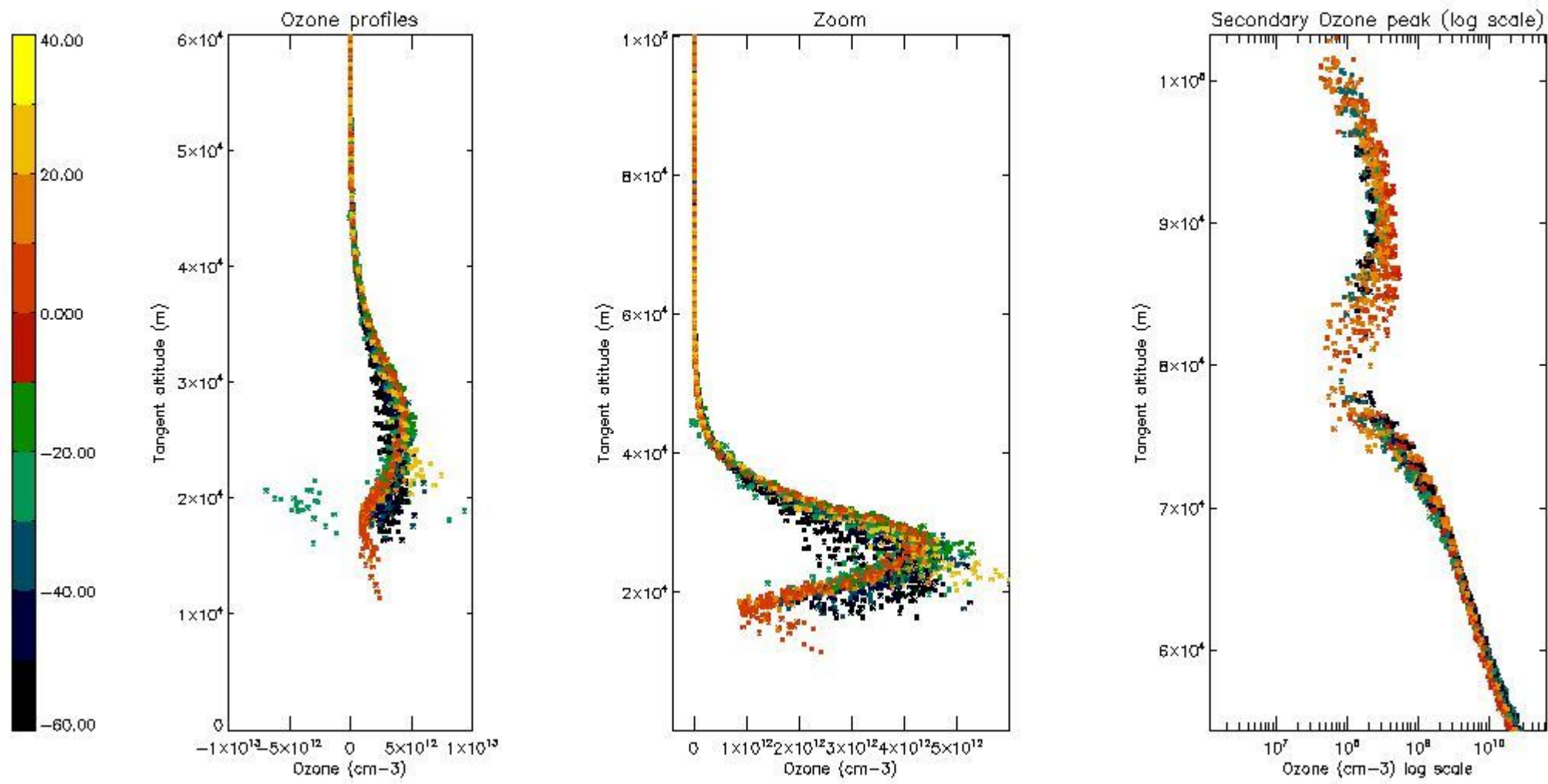
5.2 Plot ozone profiles for all STD (dark without errors)

The colorbar represents the latitude.



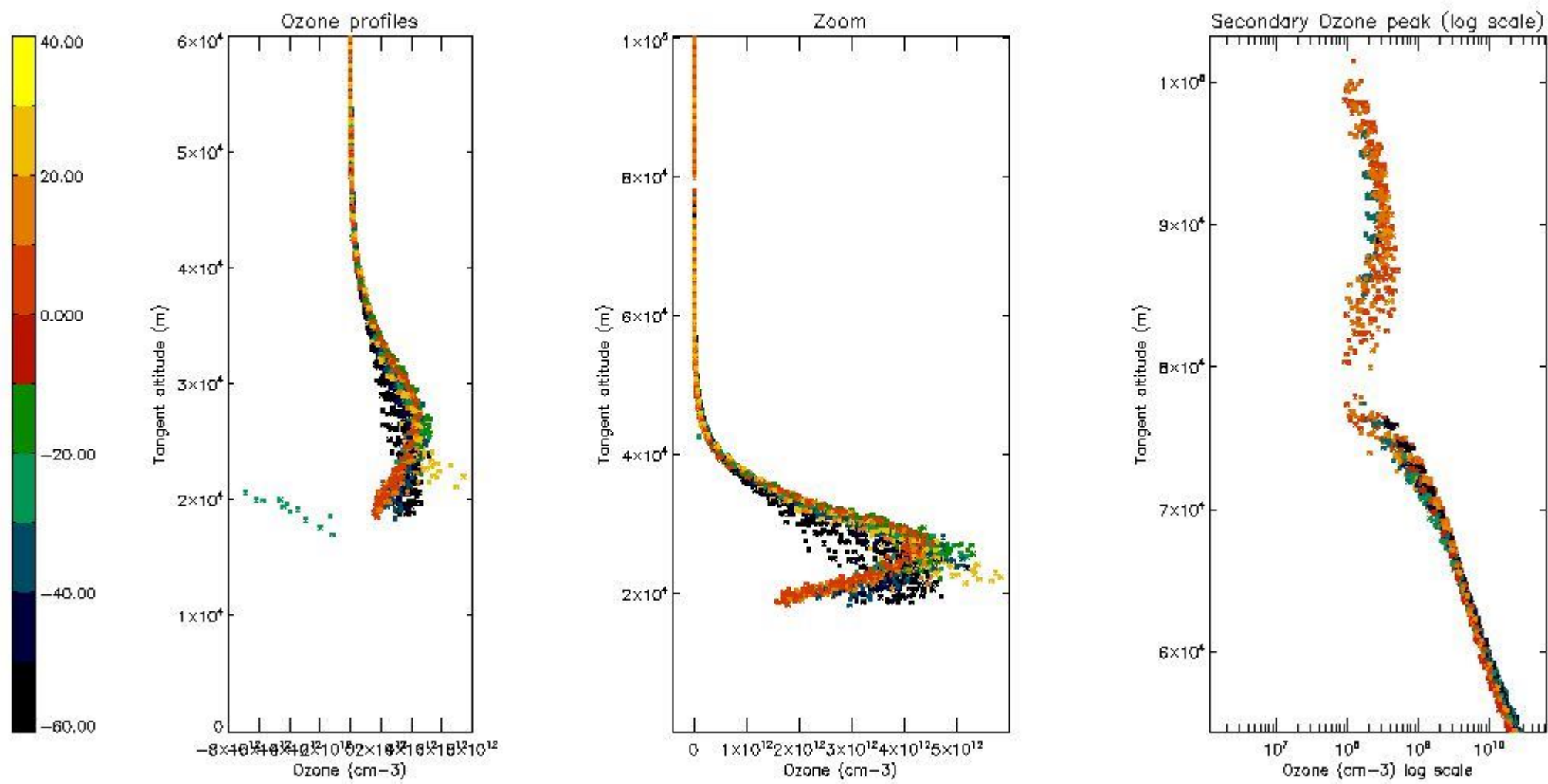
5.3 Plot ozone profiles where STD < 20% (dark without errors)

The colorbar represents the latitude.



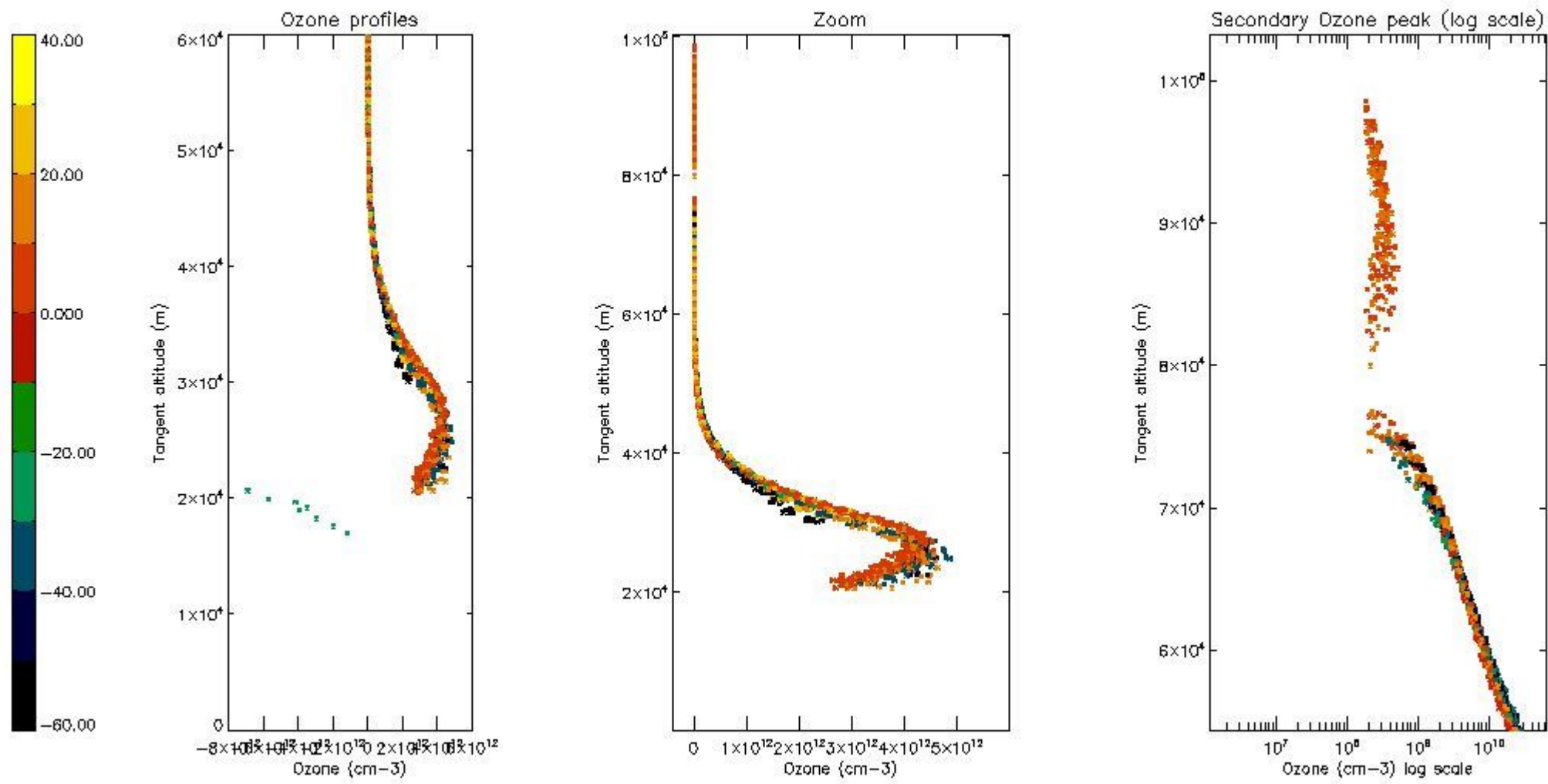
5.4 Plot ozone profiles where STD < 10% (dark without errors)

The colorbar represents the latitude.



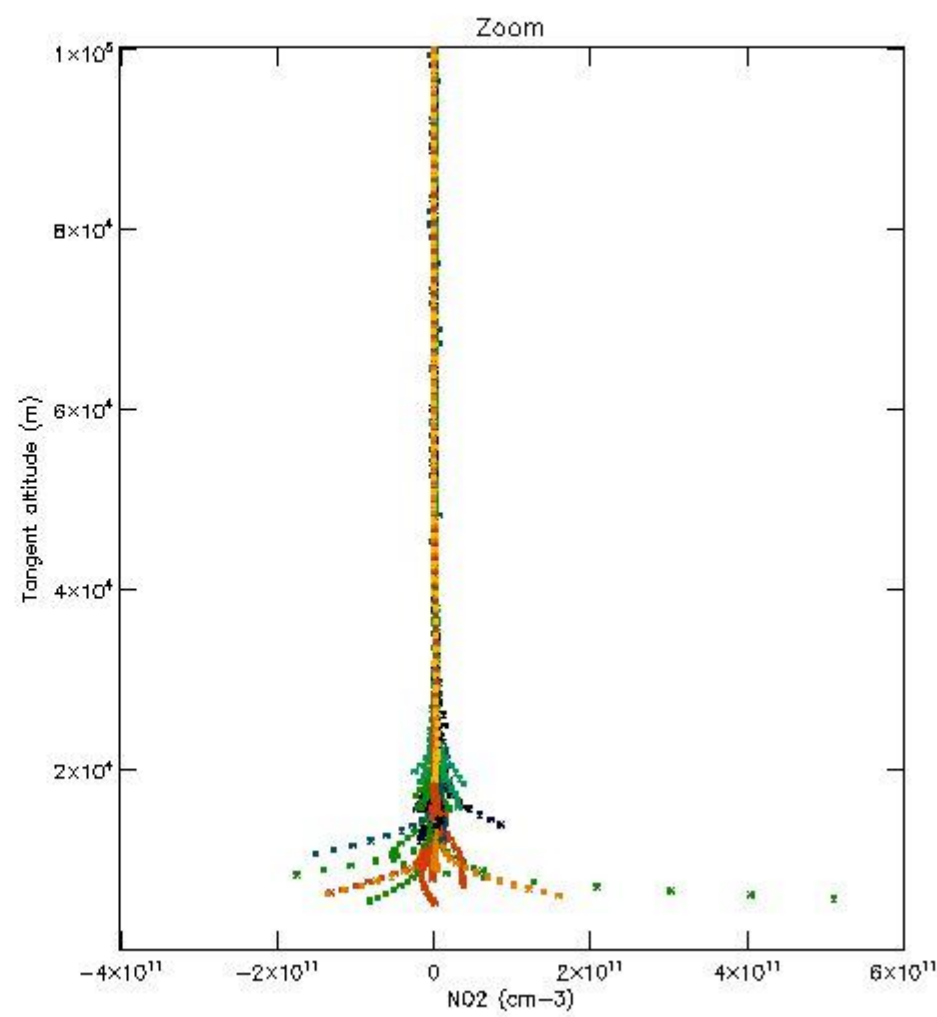
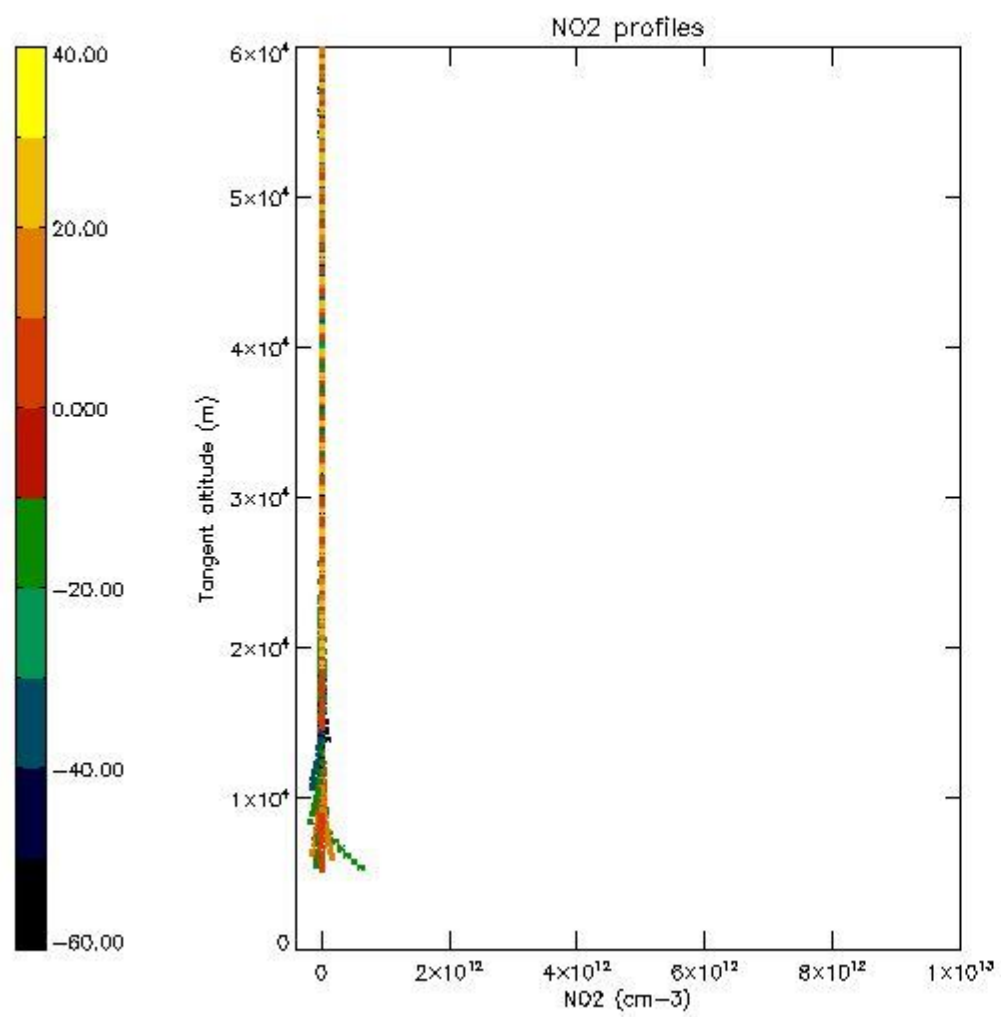
5.5 Plot ozone profiles where STD < 5% (dark without errors)

The colorbar represents the latitude.



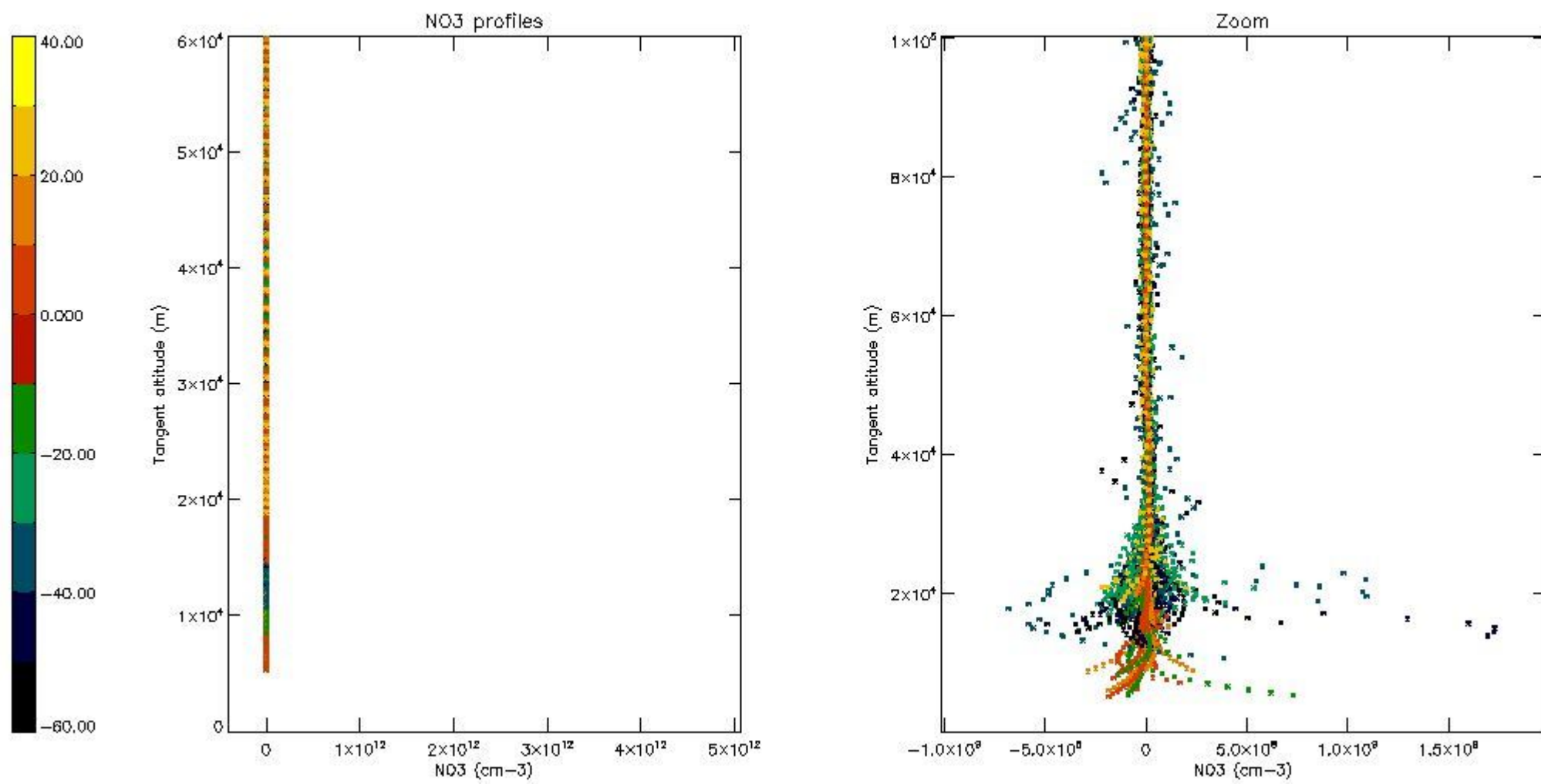
5.6 Plot NO₂ profiles for all STD (dark without errors)

The colorbar represents the latitude.



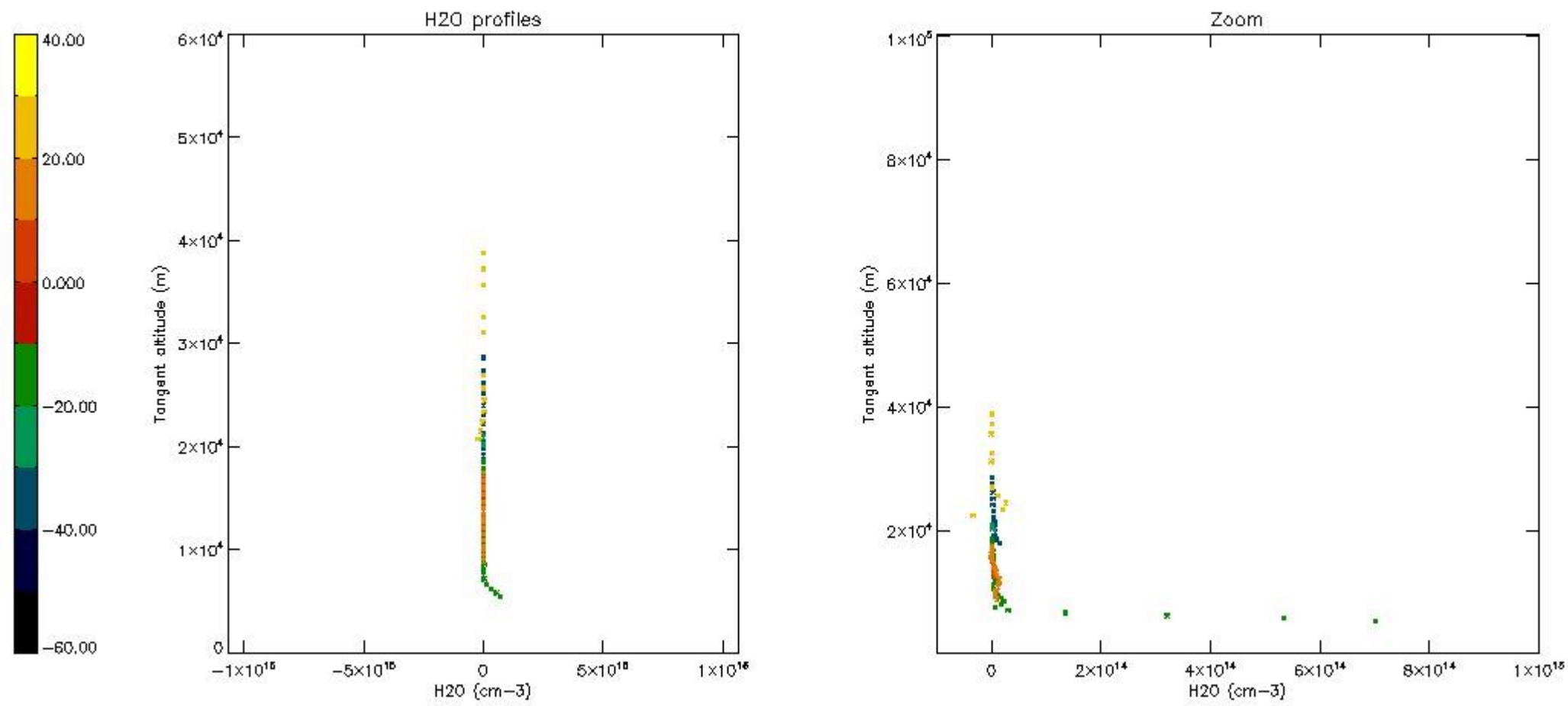
5.7 Plot NO3 profiles for all STD (dark without errors)

The colorbar represents the latitude.



5.8 Plot H2O profiles for all STD (only for occultations of stars 1,2,3,4,13,14,16,26,63 dark without errors)

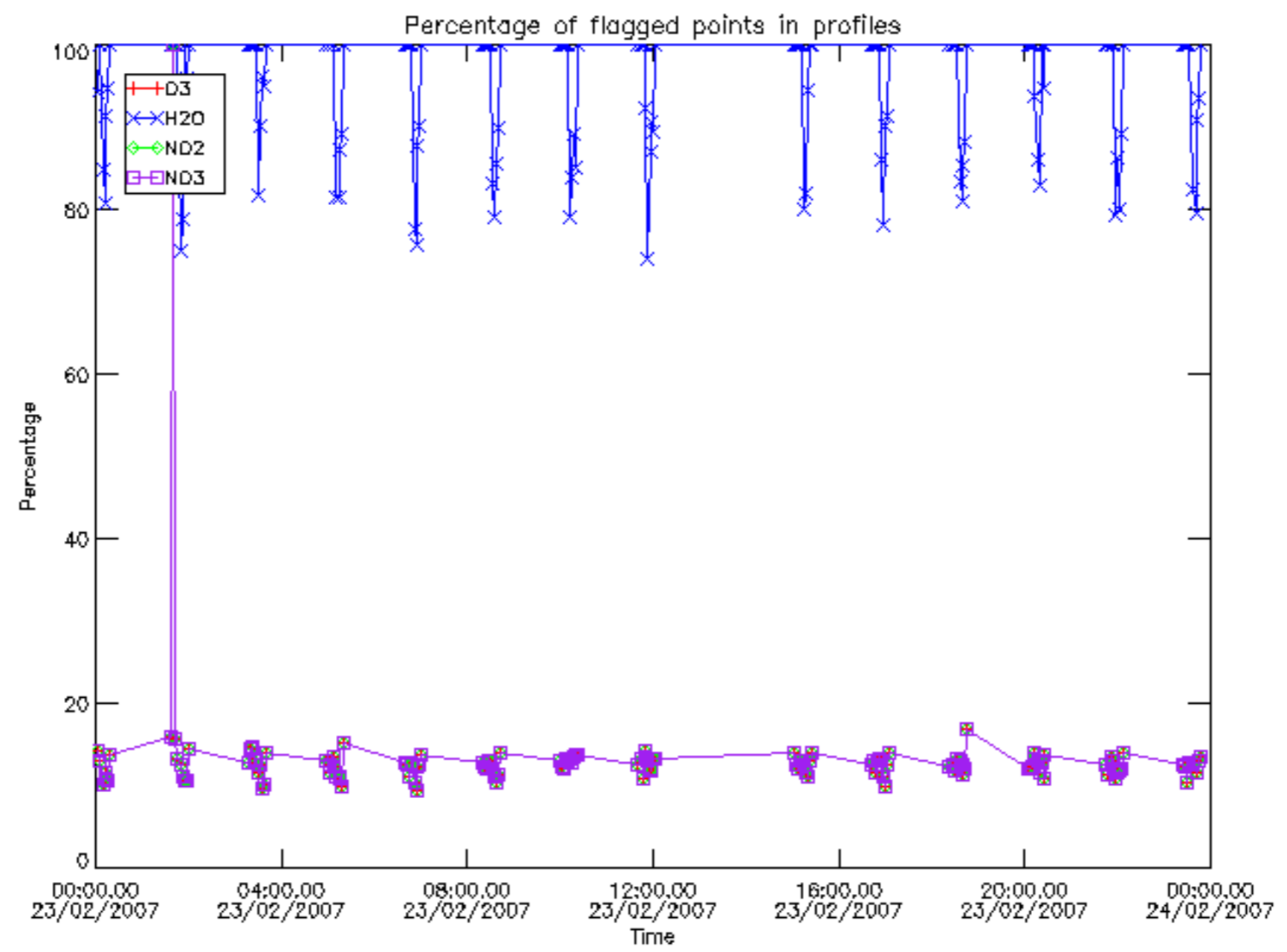
The colorbar represents the latitude.



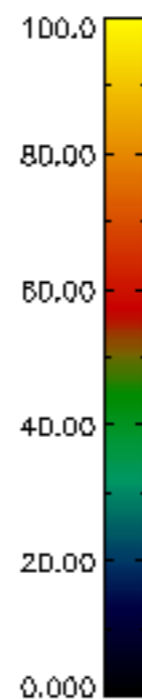
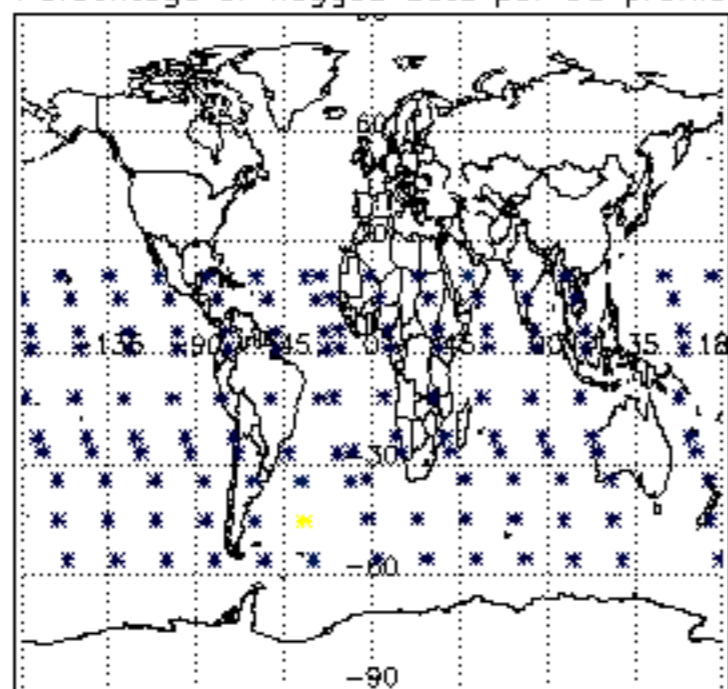
6. Auxiliary Data Files used for the production reported in section 2

The number reported in the third column indicates since which file (see list in section 2) the corresponding auxiliary file has been used. The fourth column is the date of those product files.

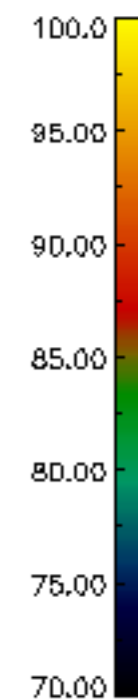
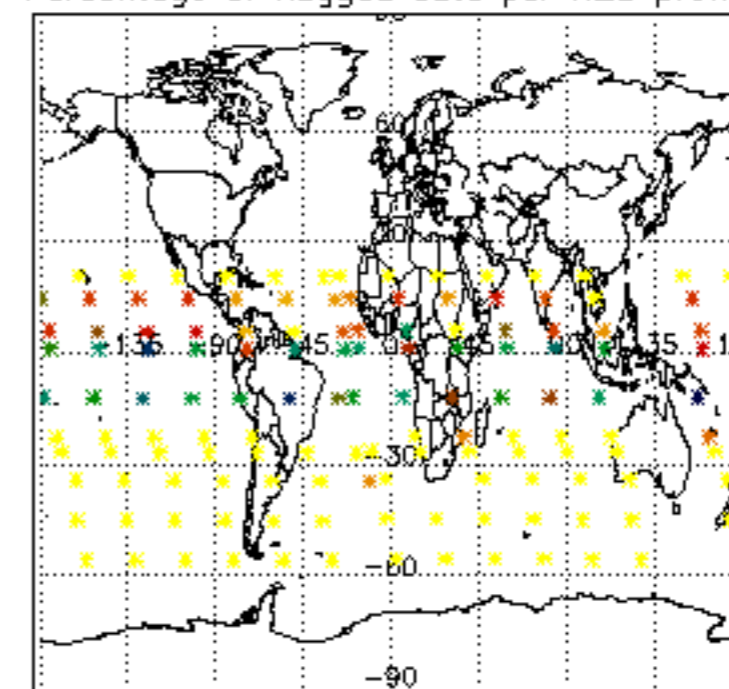
Type	Auxiliary Filename	Used since product	Used since product date
INST_PHYS_CHARACTERISTICS	GOM_INS_AXVIEC20091111_143220_20030716_120000_20500101_000000	1	23-FEB-2007 00:01:45
LEVEL-2_PROC_CONFIG	GOM_PR2_AXVIEC20091111_152718_20020301_000000_20500101_000000	1	23-FEB-2007 00:01:45
CROSS_SECTIONS_FILE	GOM_CRS_AXVIEC20091111_154832_20020301_000000_20500101_000000	1	23-FEB-2007 00:01:45



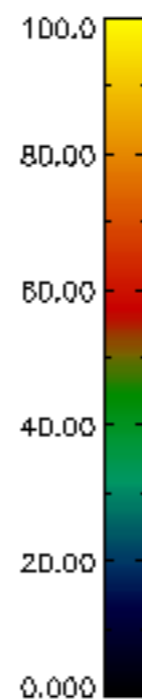
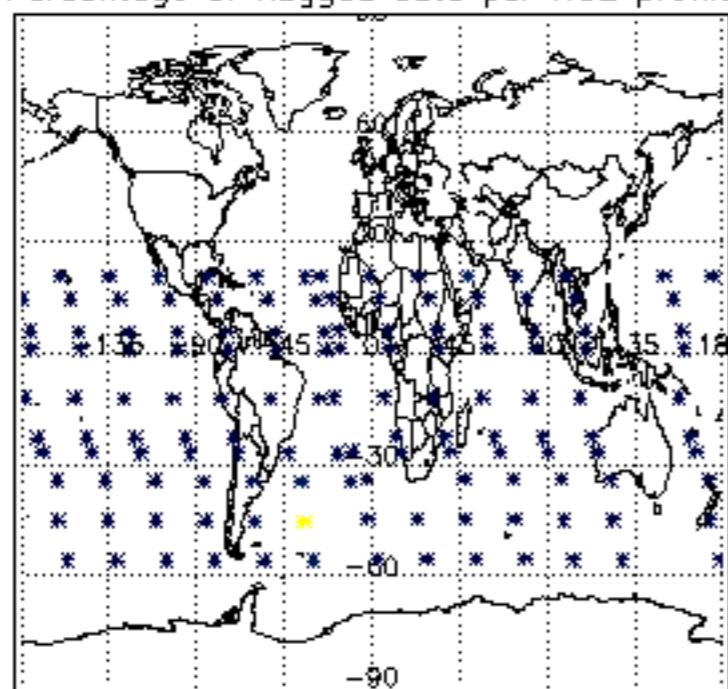
Percentage of flagged data per D3 profile



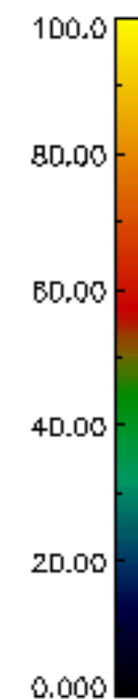
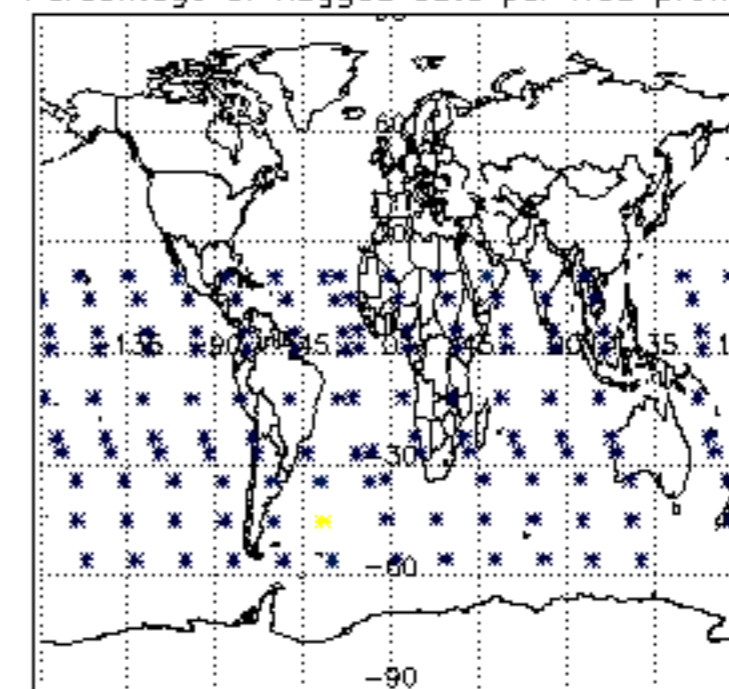
Percentage of flagged data per H2O profile

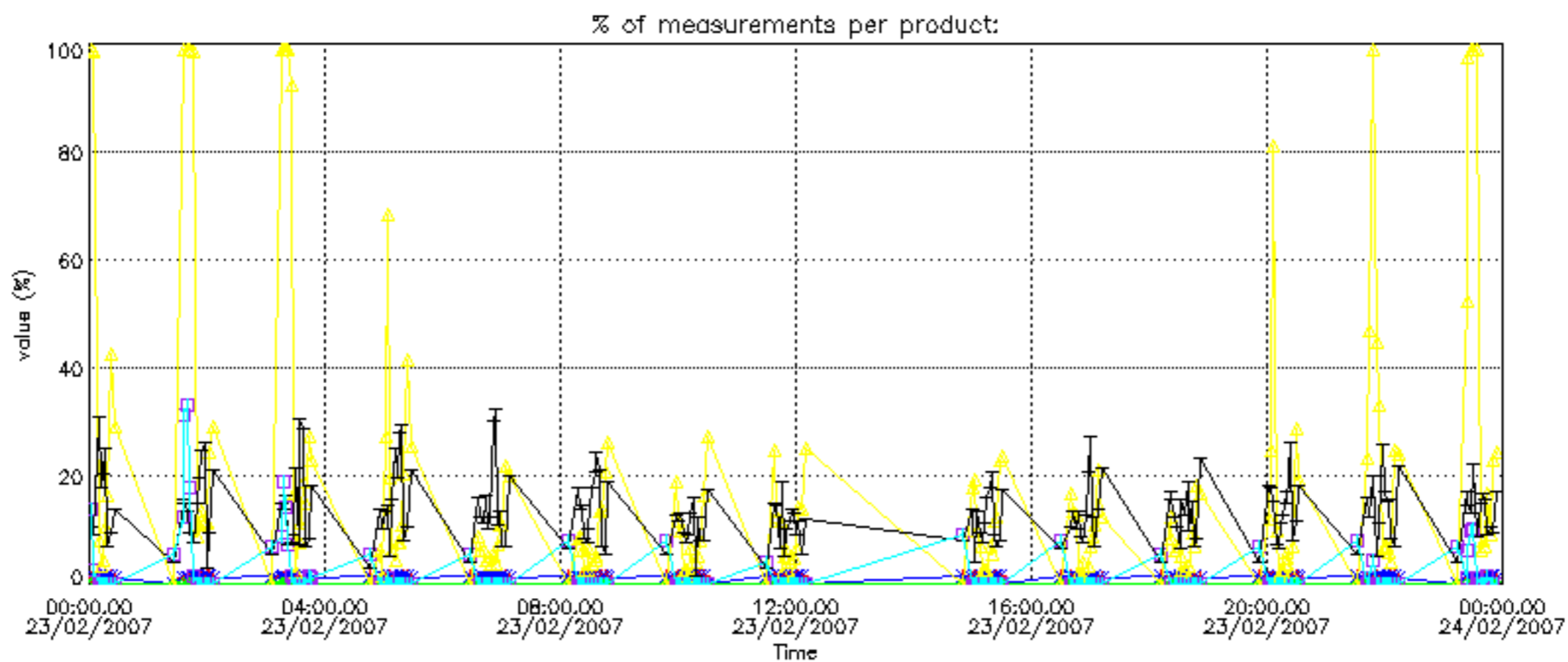
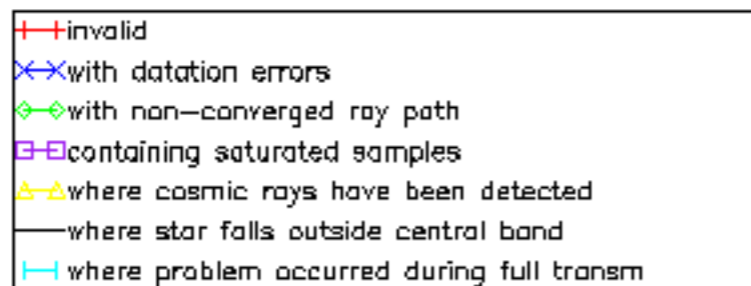


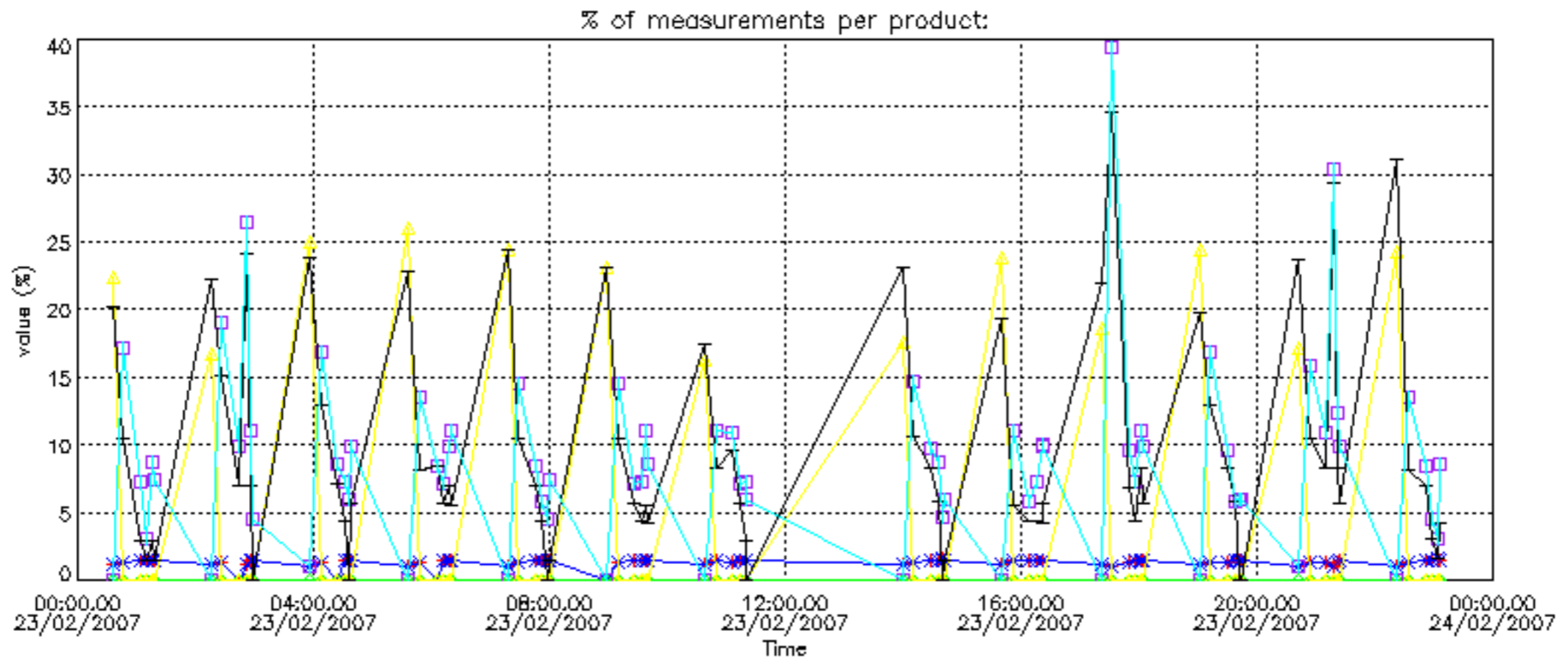
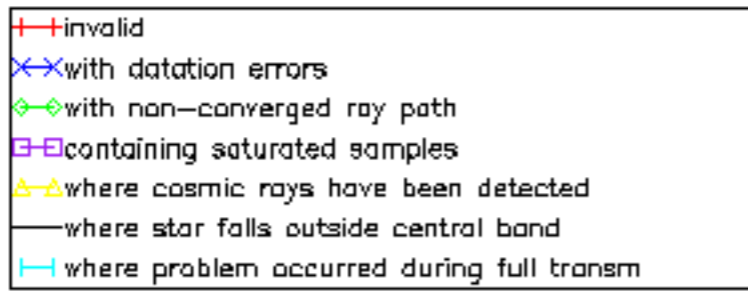
Percentage of flagged data per NO2 profile



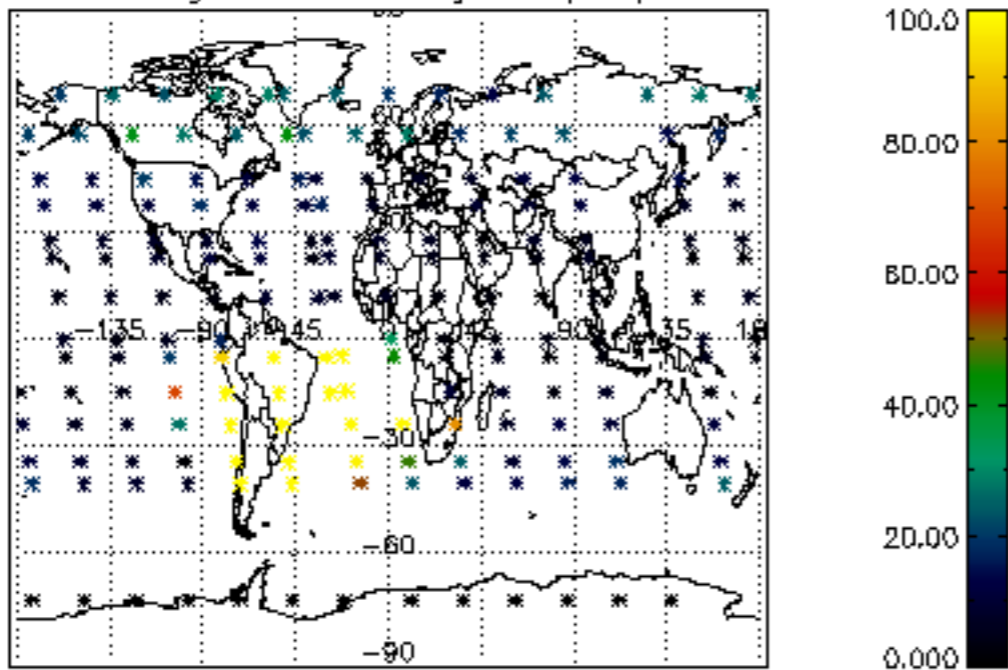
Percentage of flagged data per NO3 profile



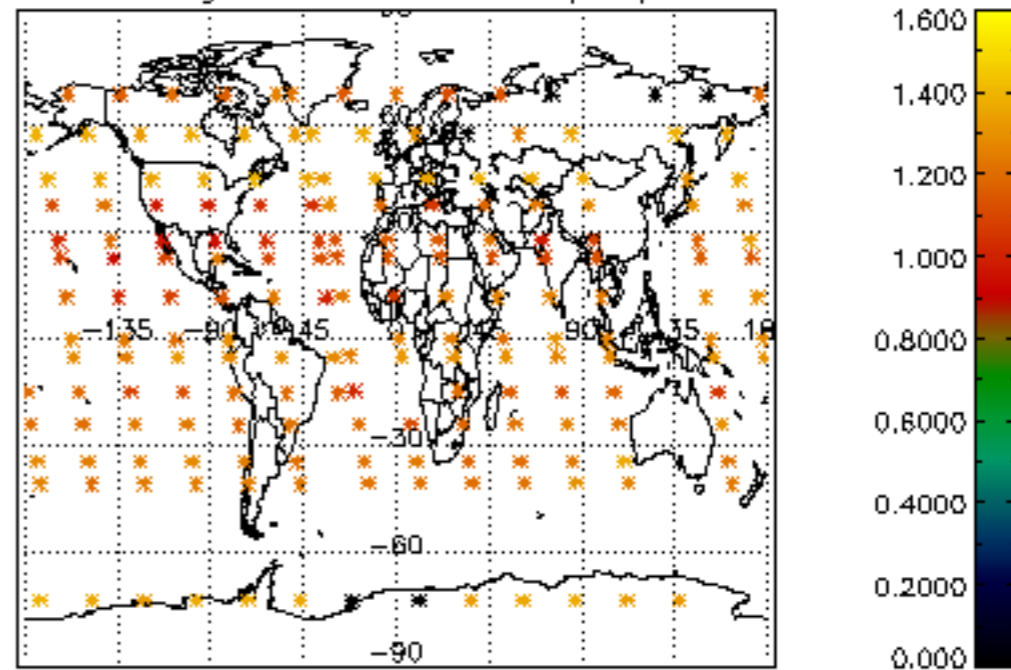




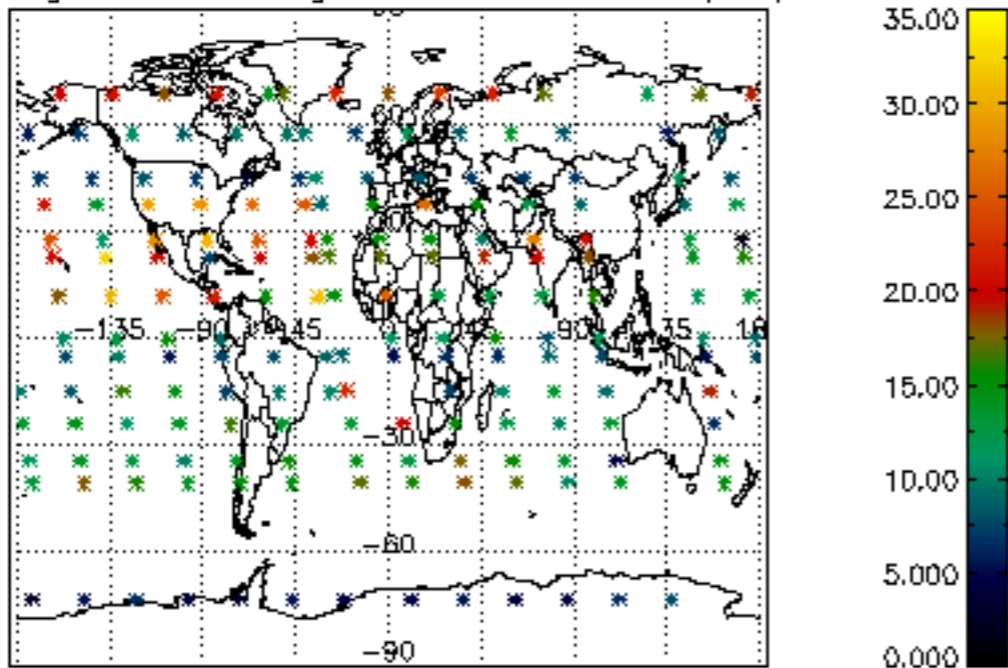
Percentage of cosmic ray hits per profile



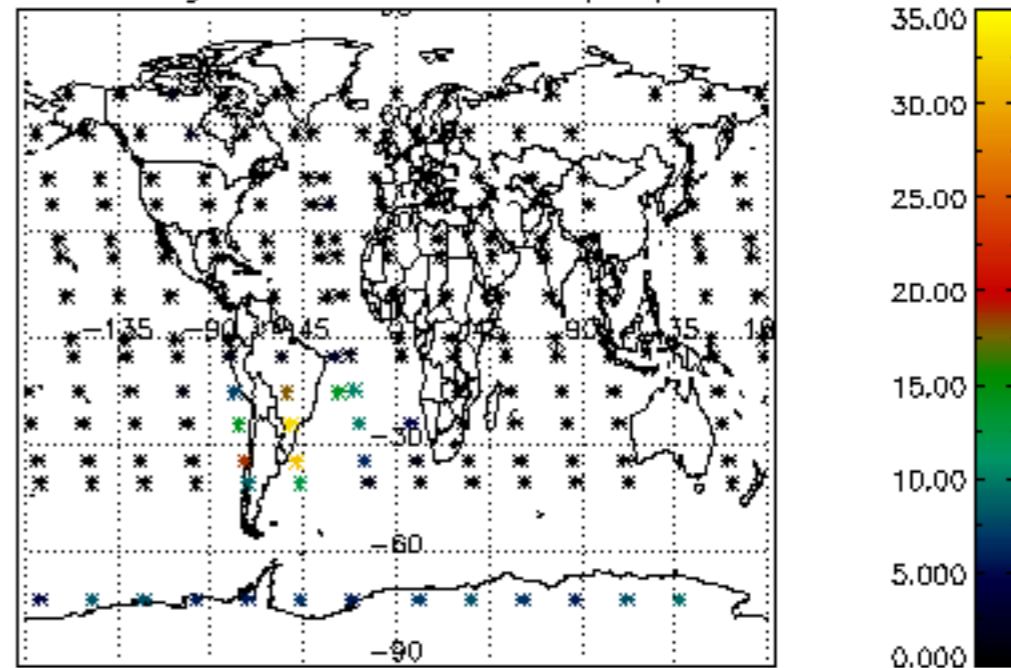
Percentage of datation errors per profile



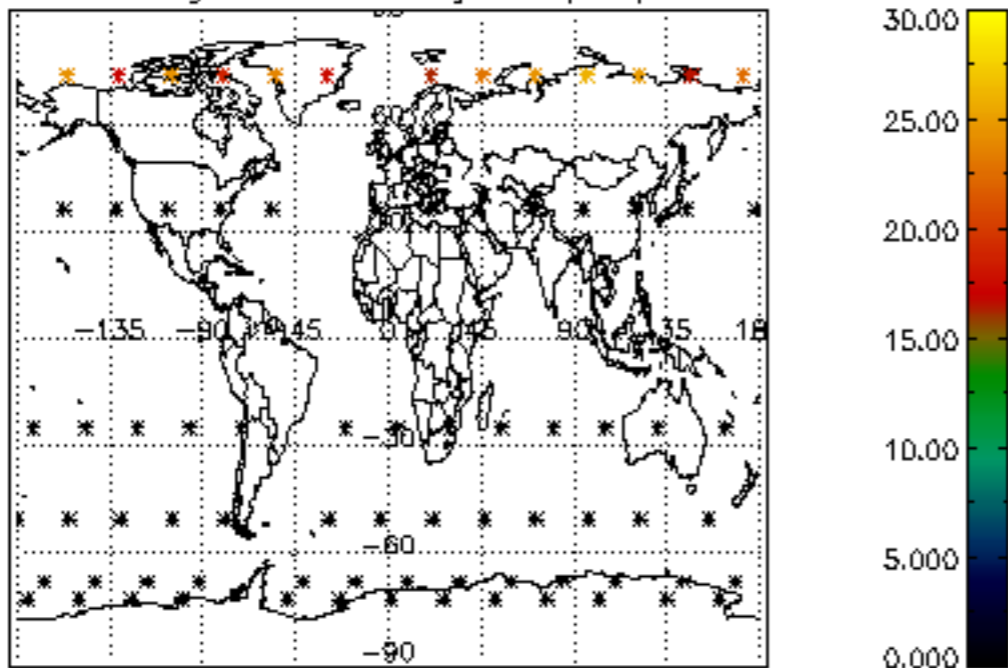
Percentage of star falling outside central band per profile



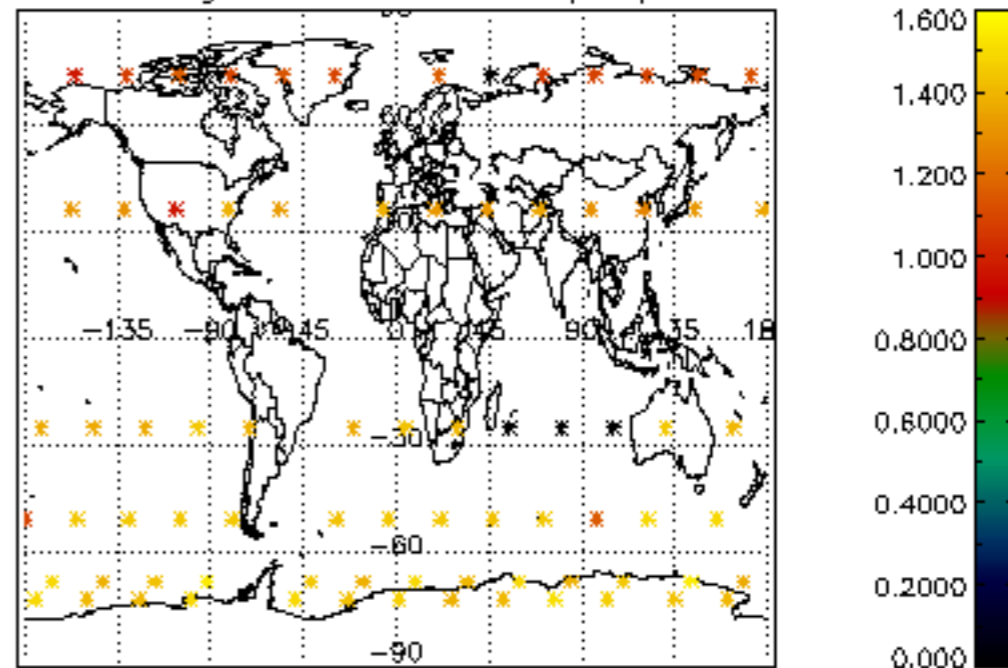
Percentage of saturation errors per profile



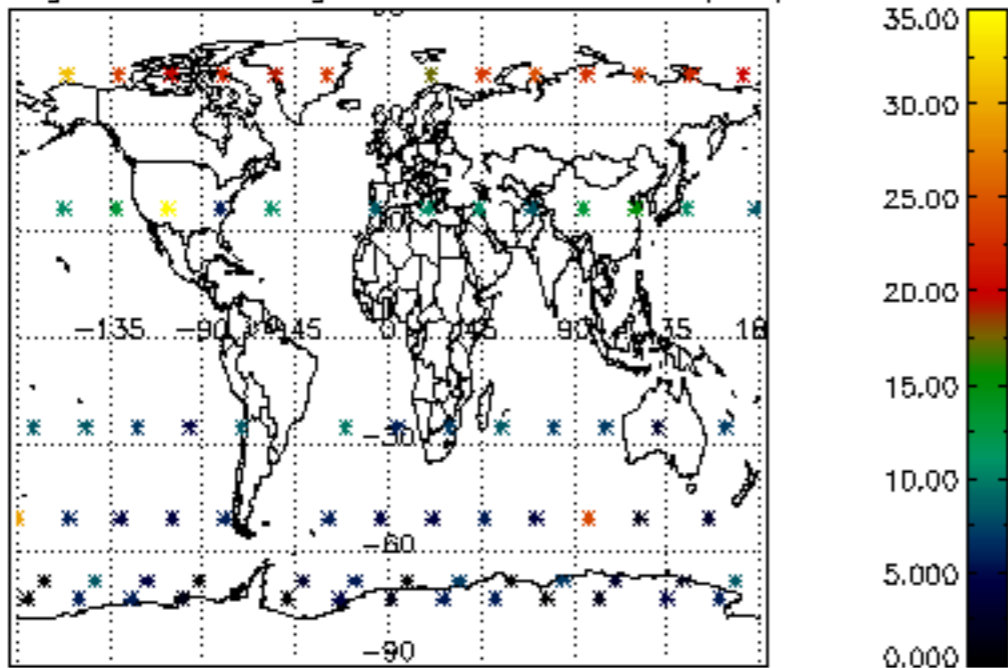
Percentage of cosmic ray hits per profile



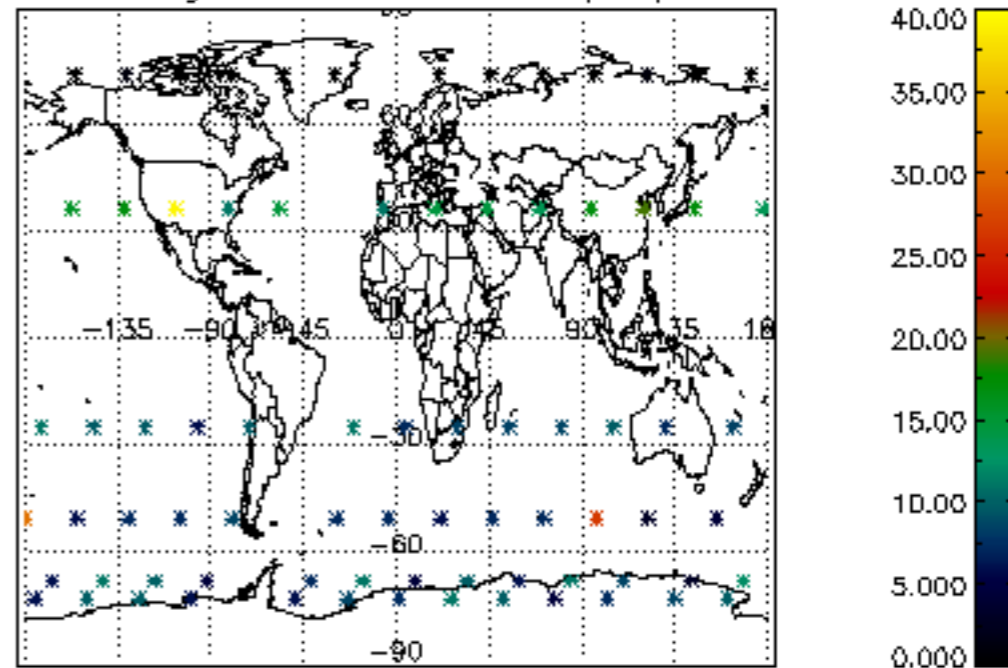
Percentage of datation errors per profile

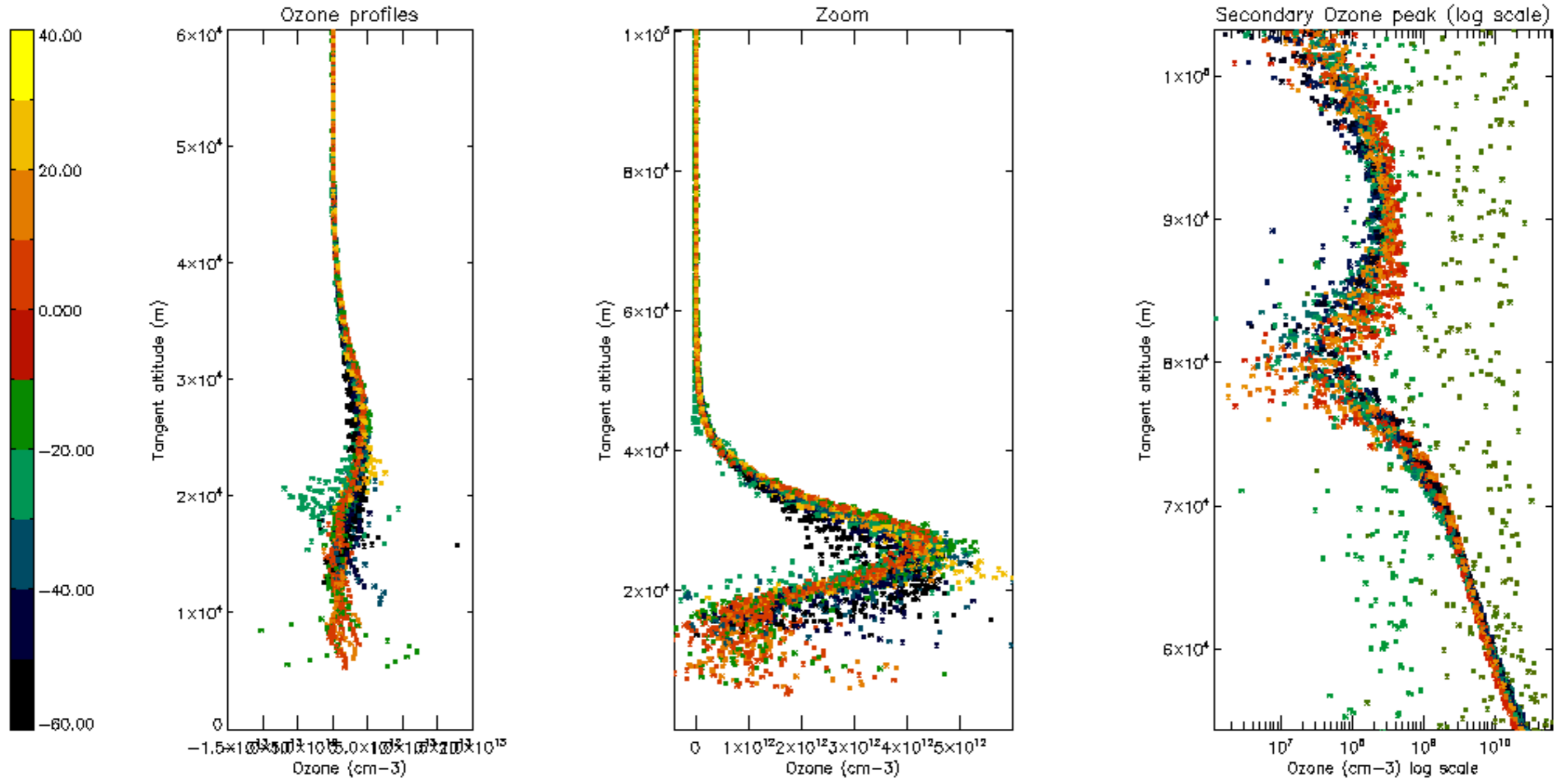


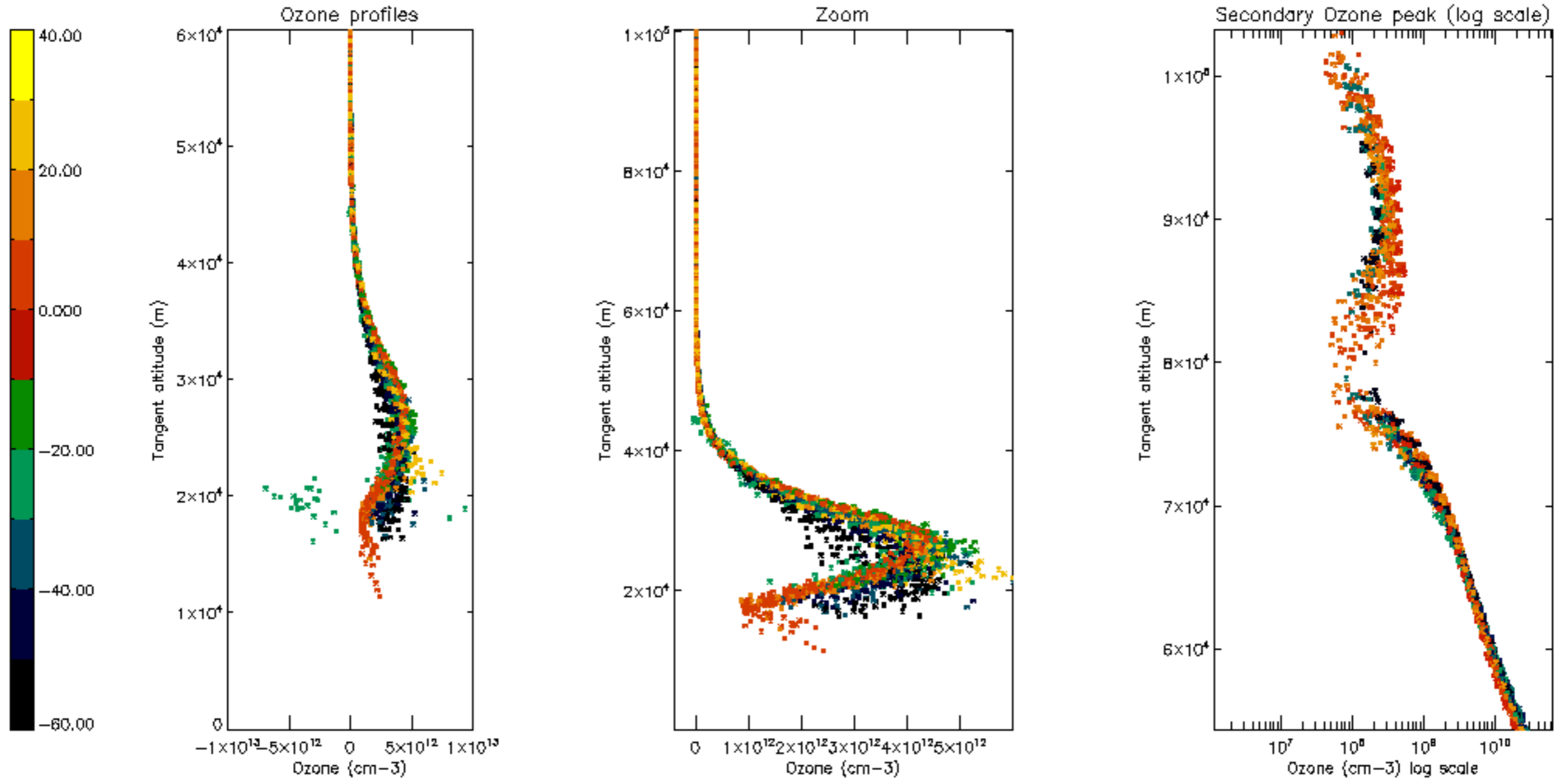
Percentage of star falling outside central band per profile

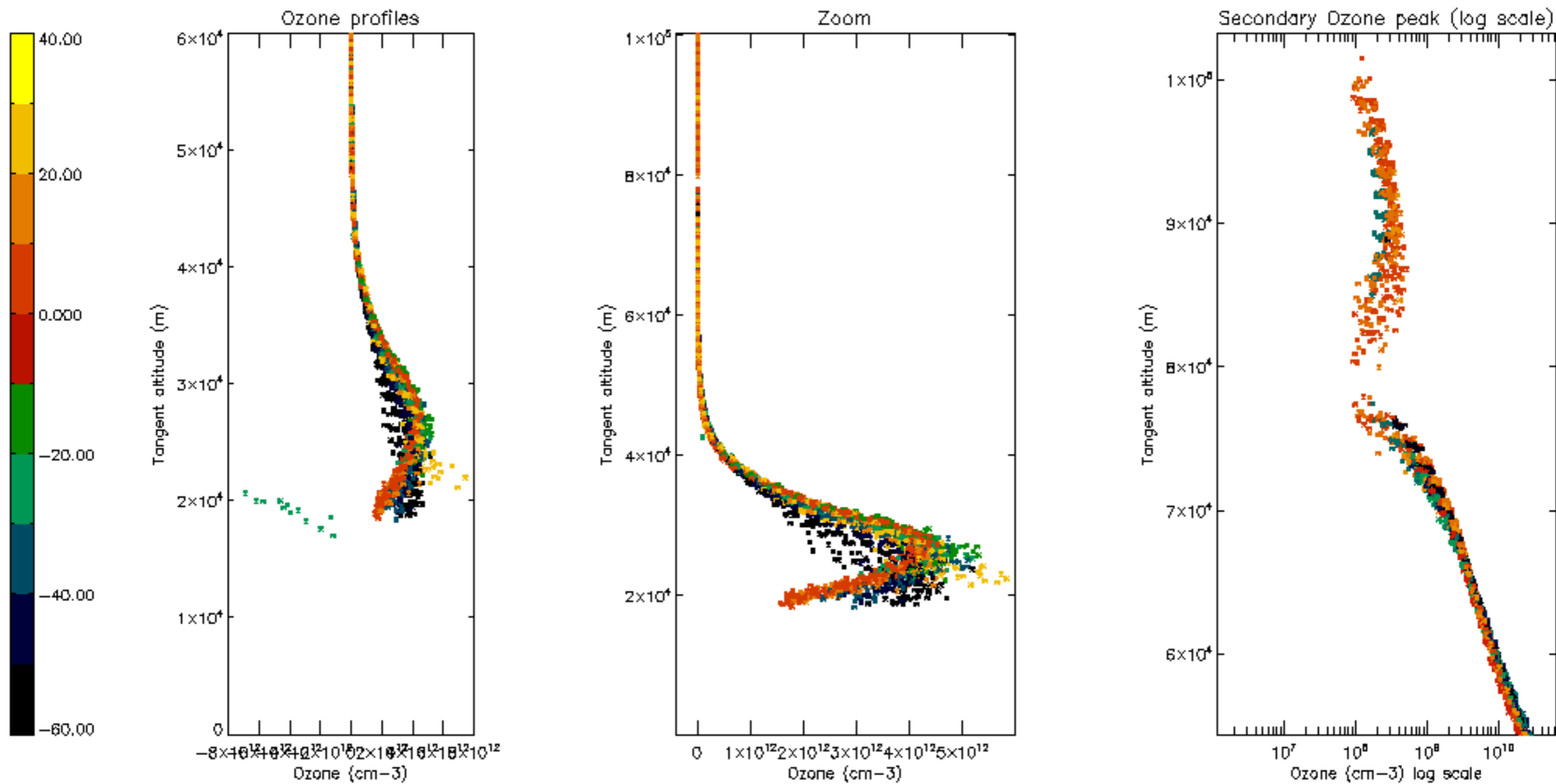


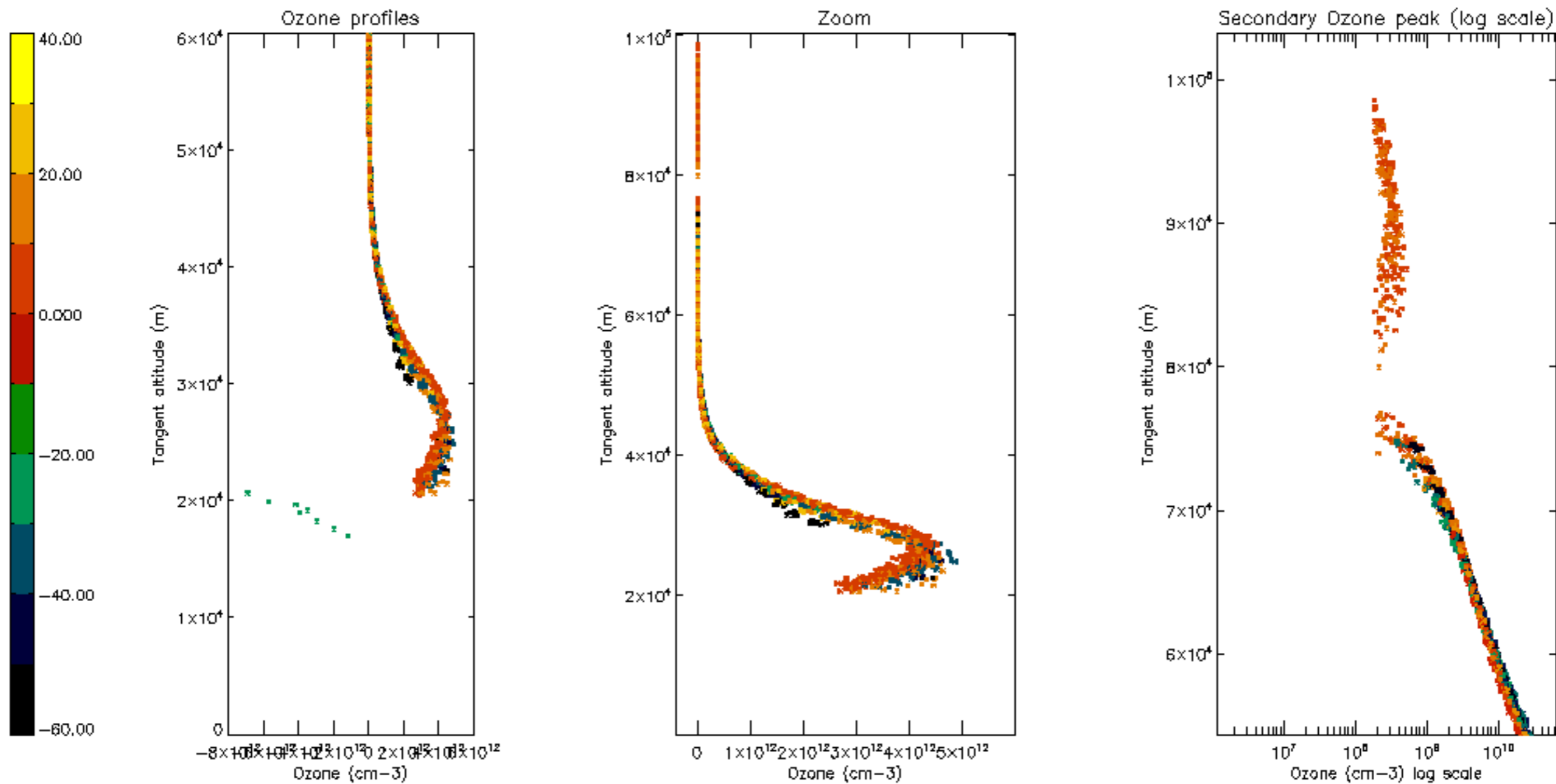
Percentage of saturation errors per profile

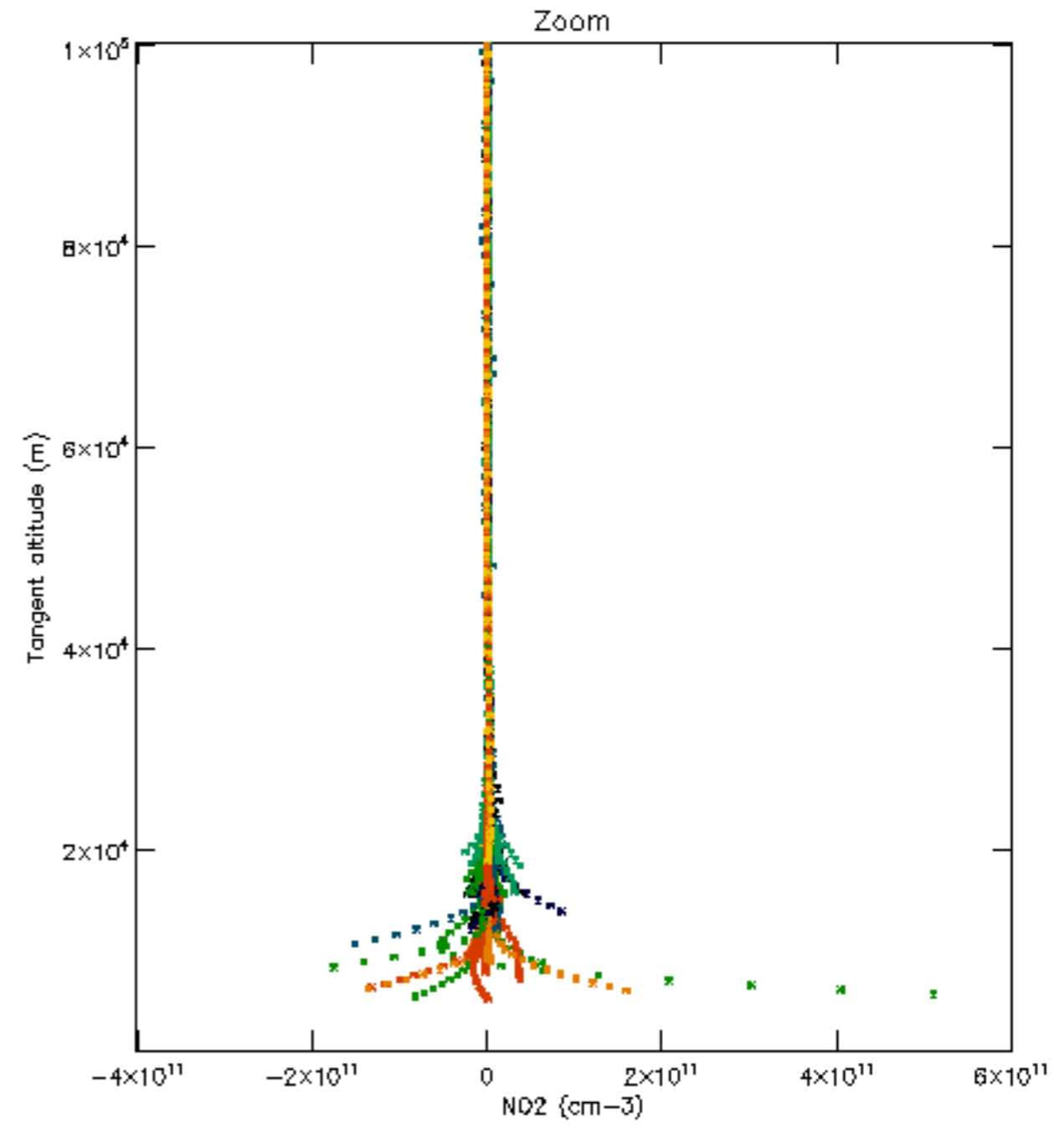
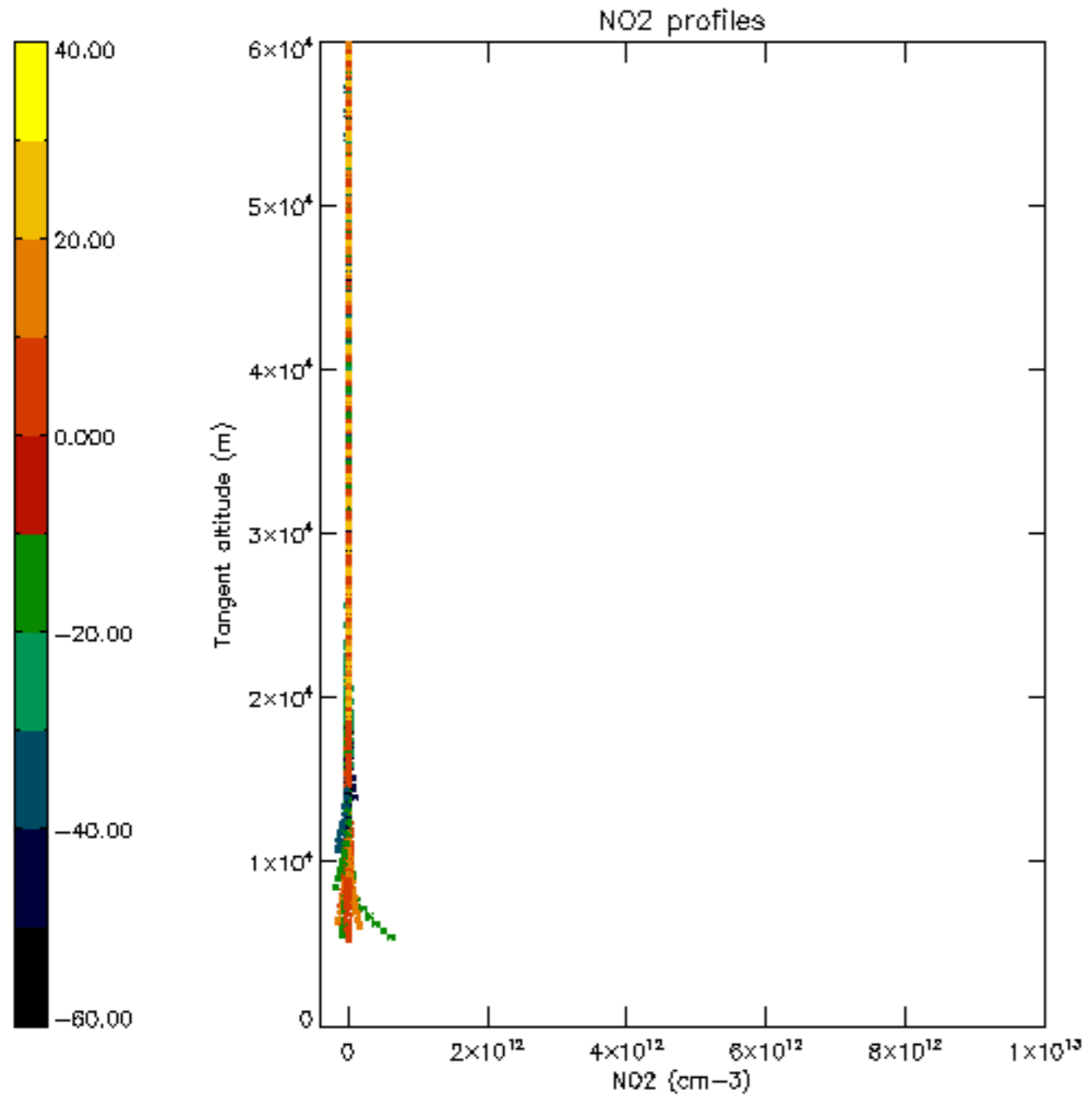


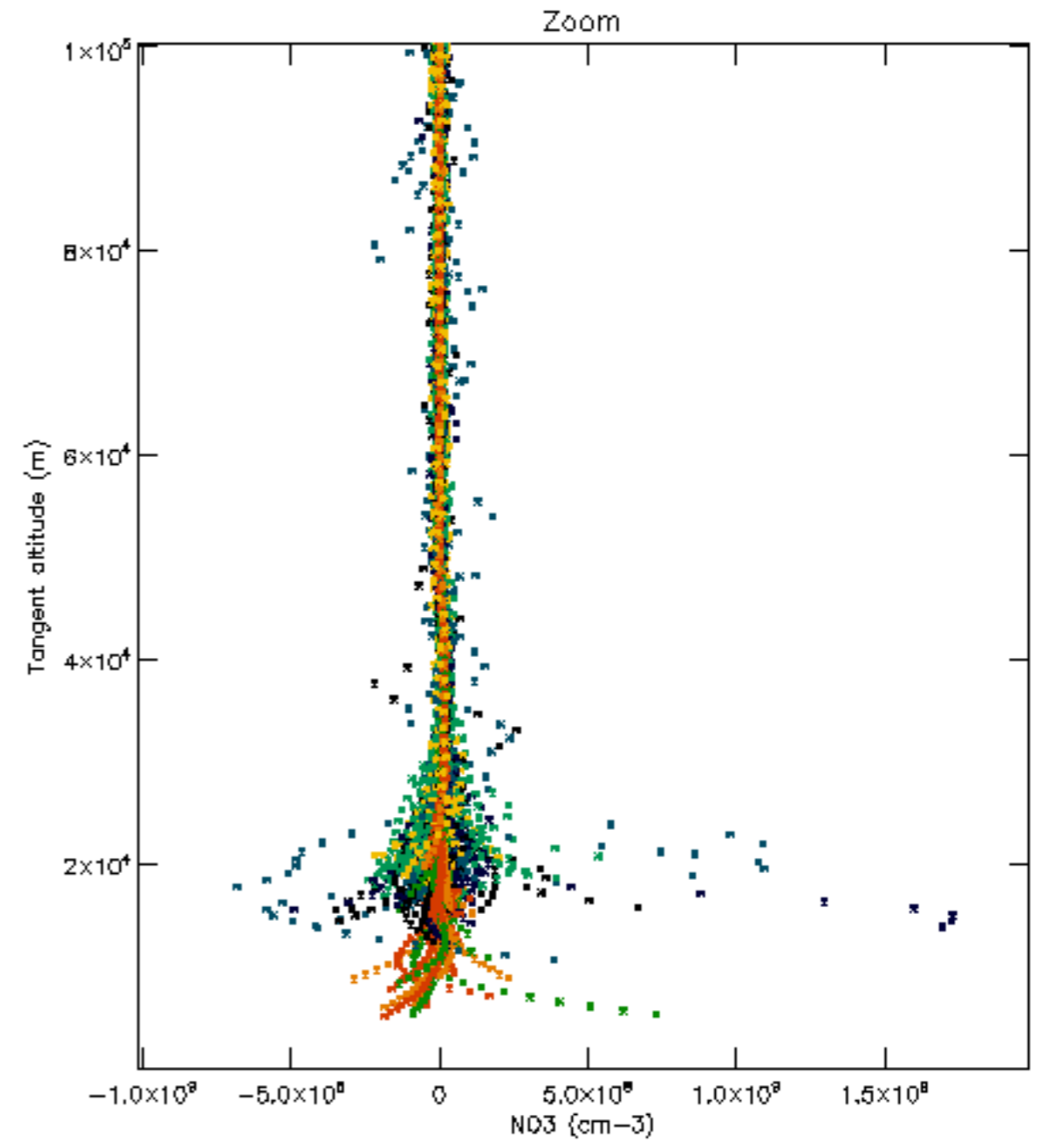
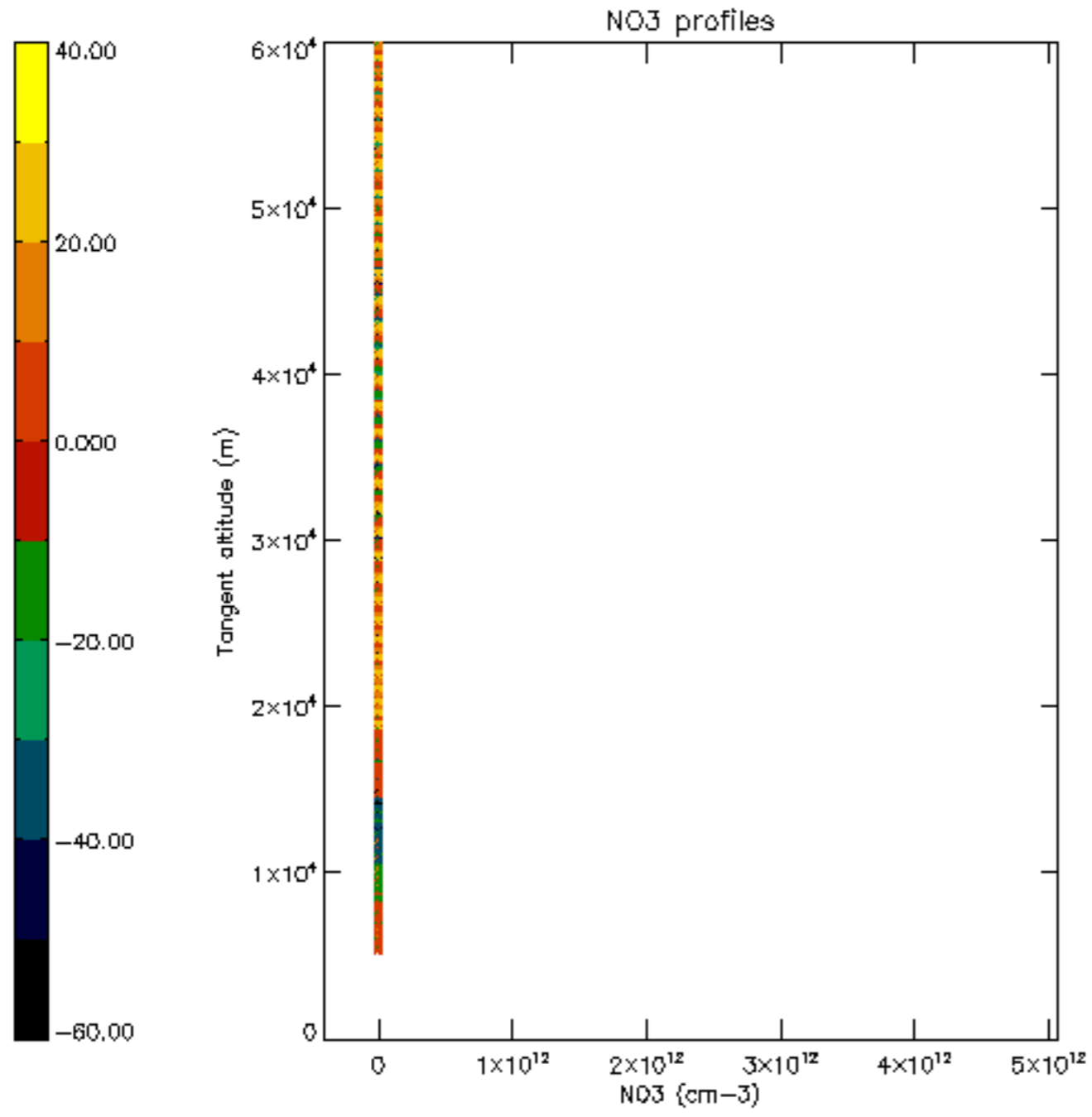


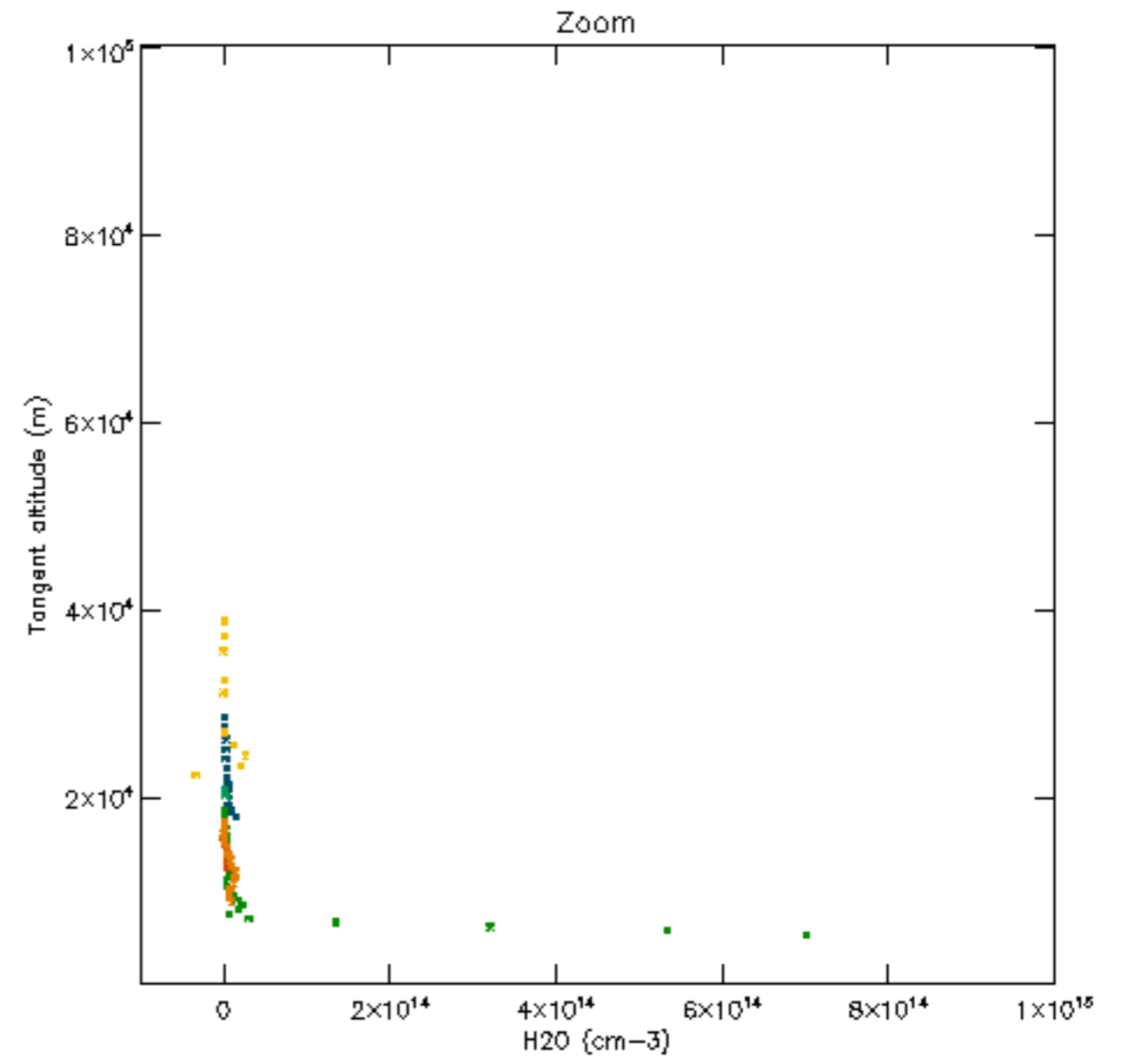
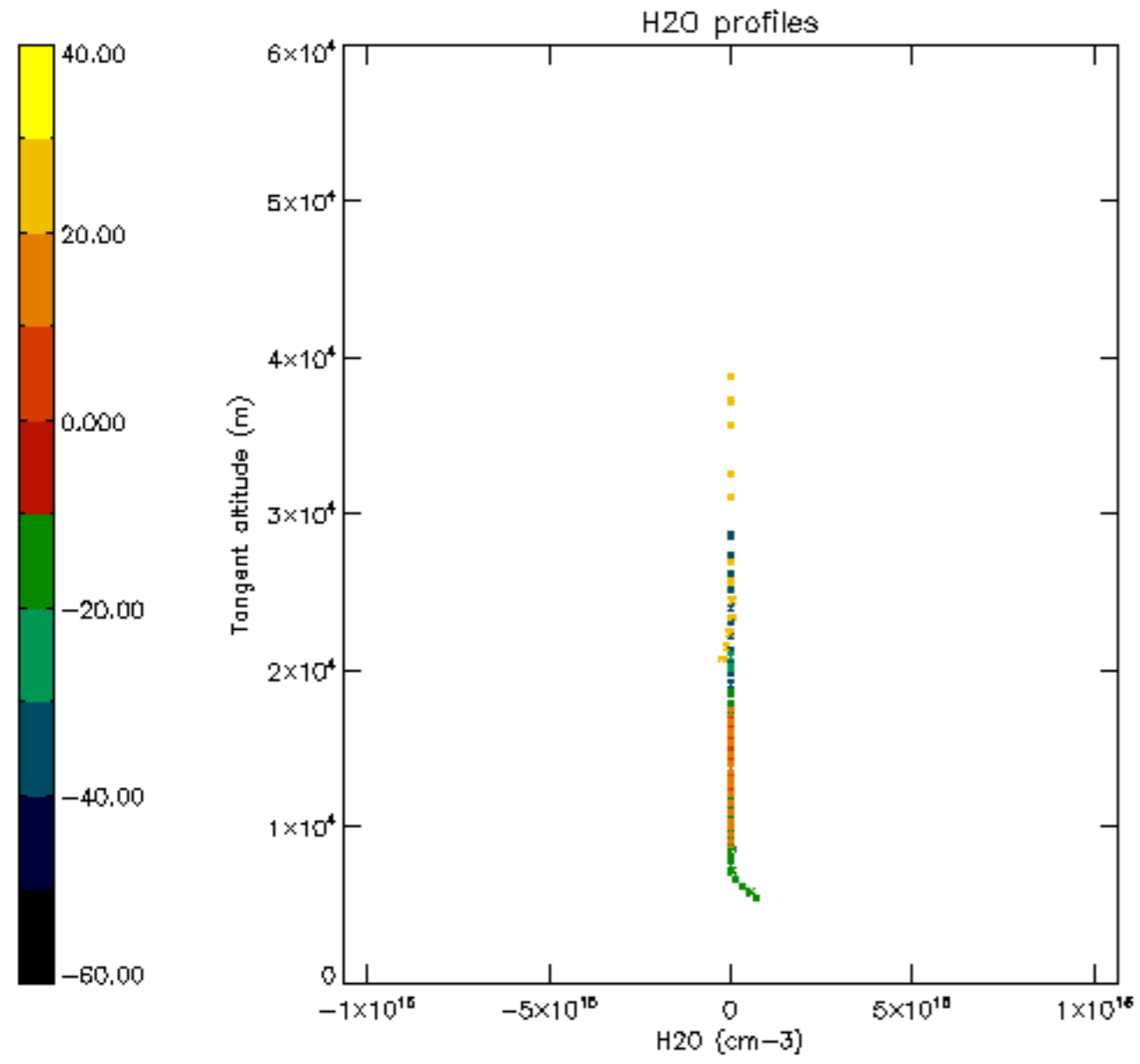


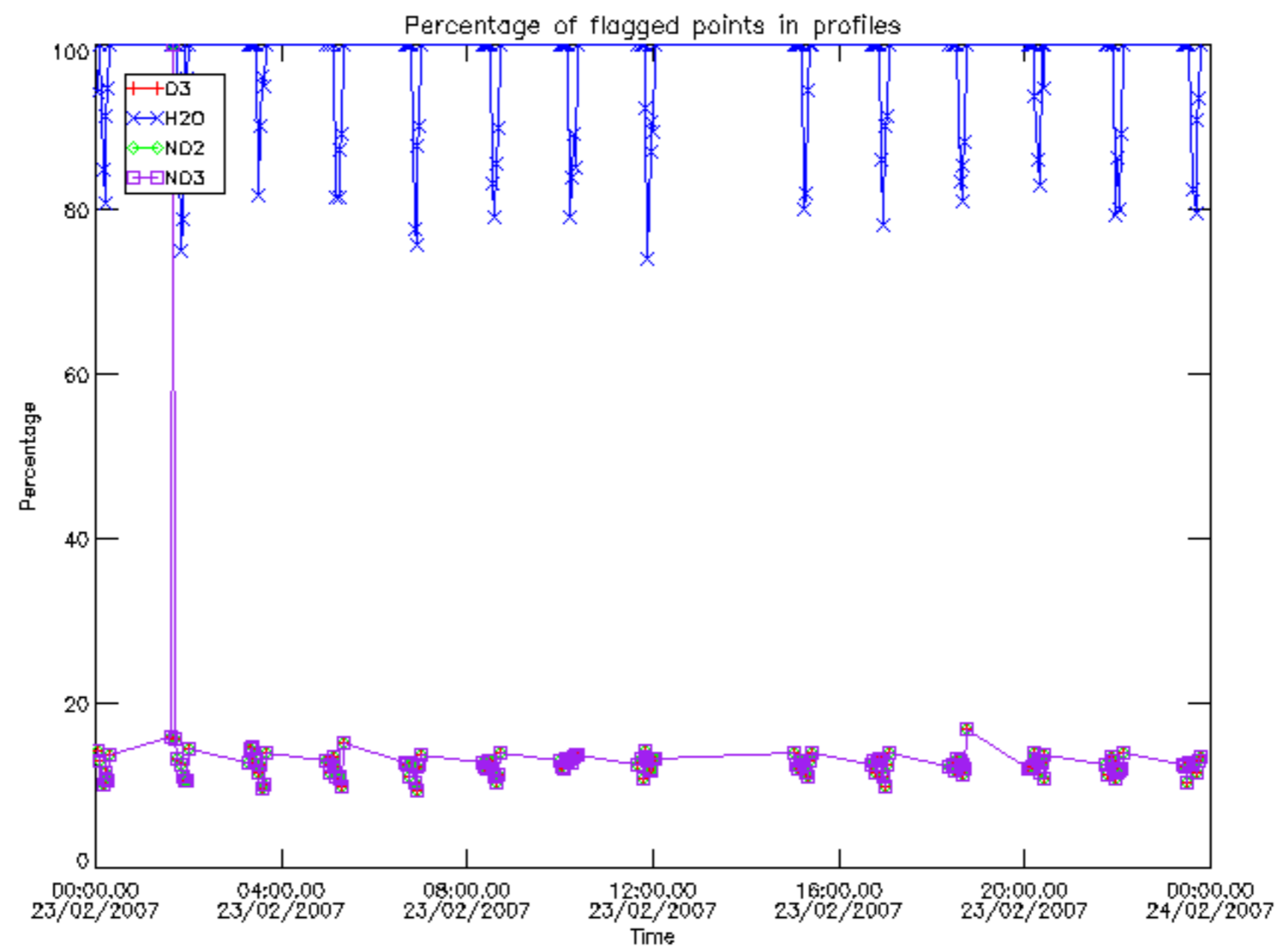




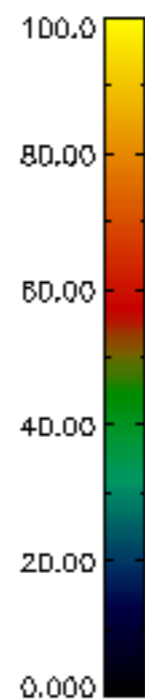
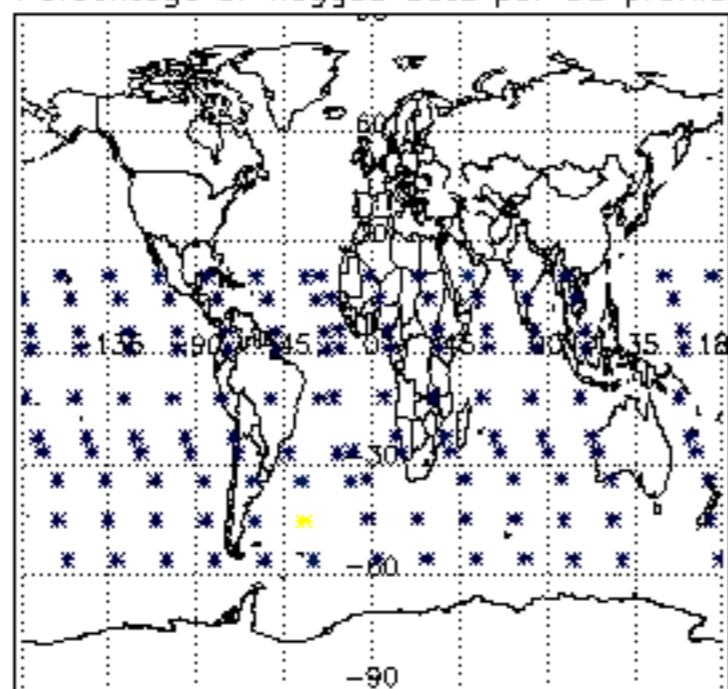




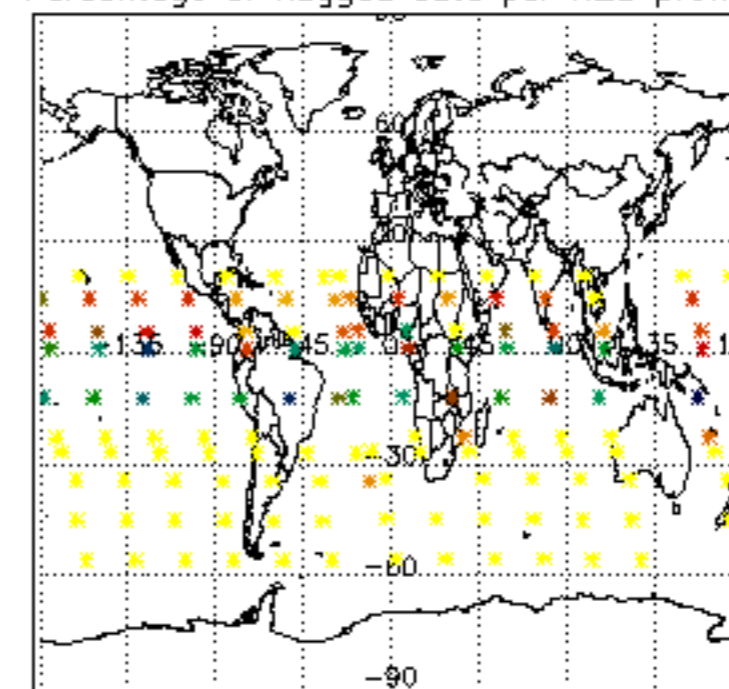




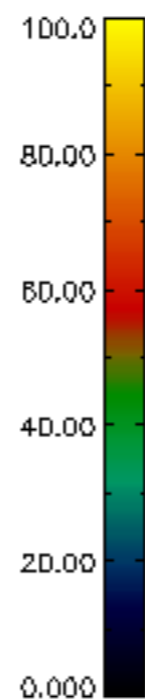
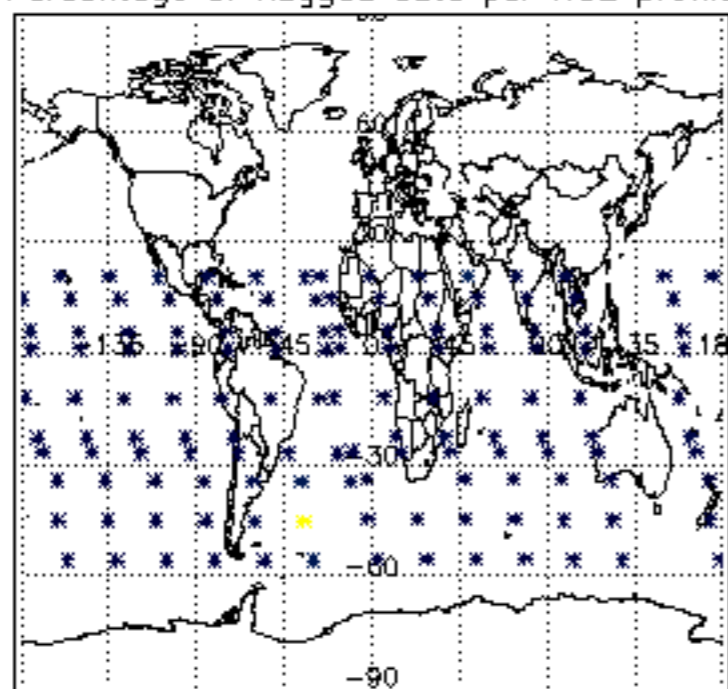
Percentage of flagged data per D3 profile



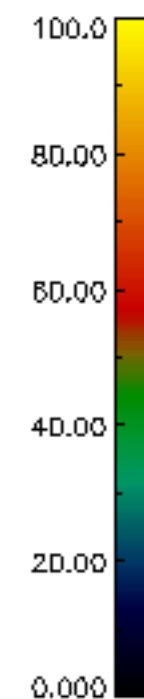
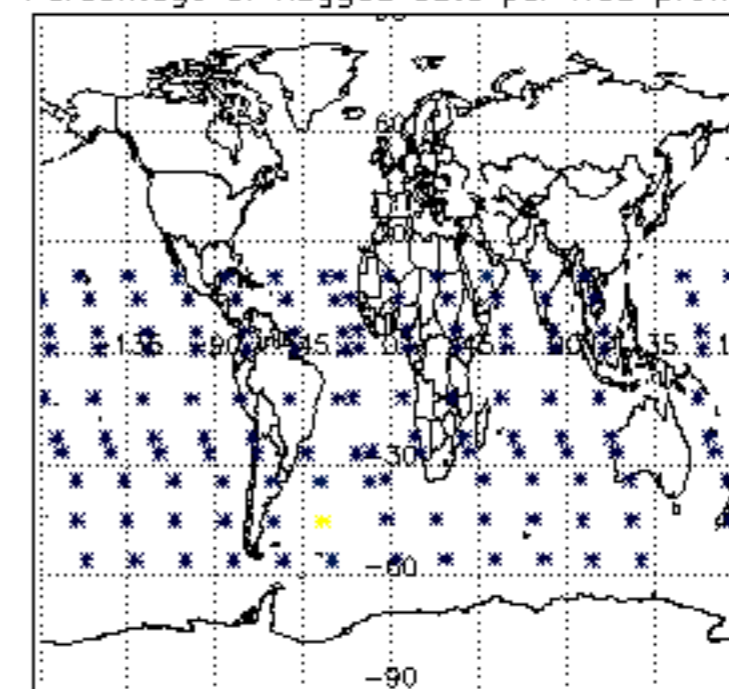
Percentage of flagged data per H2O profile

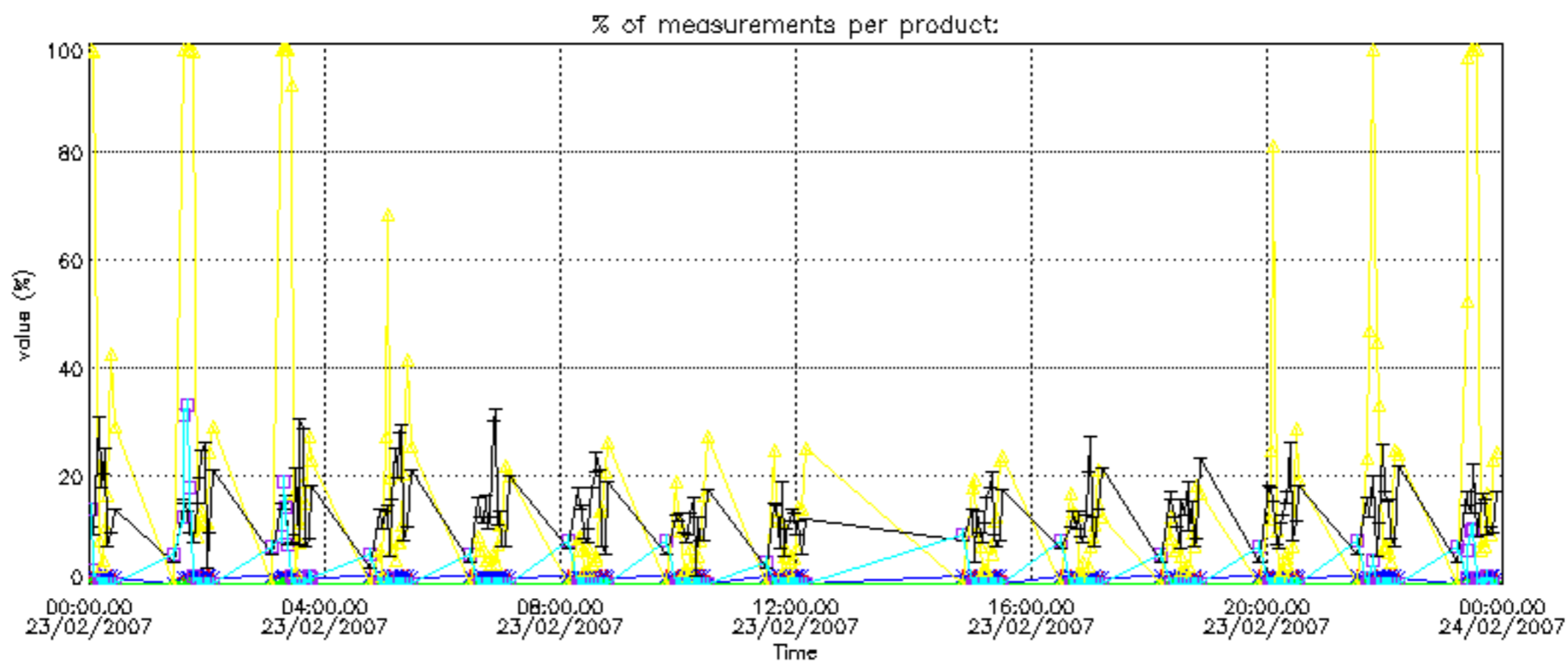
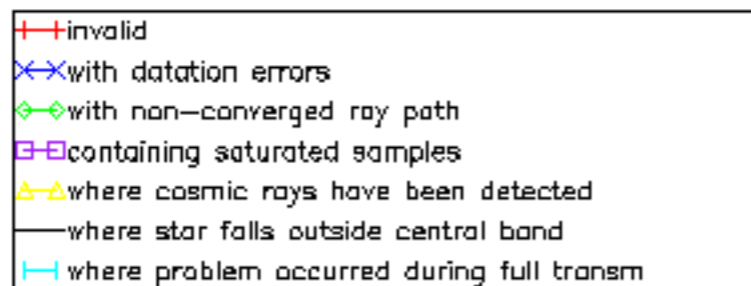


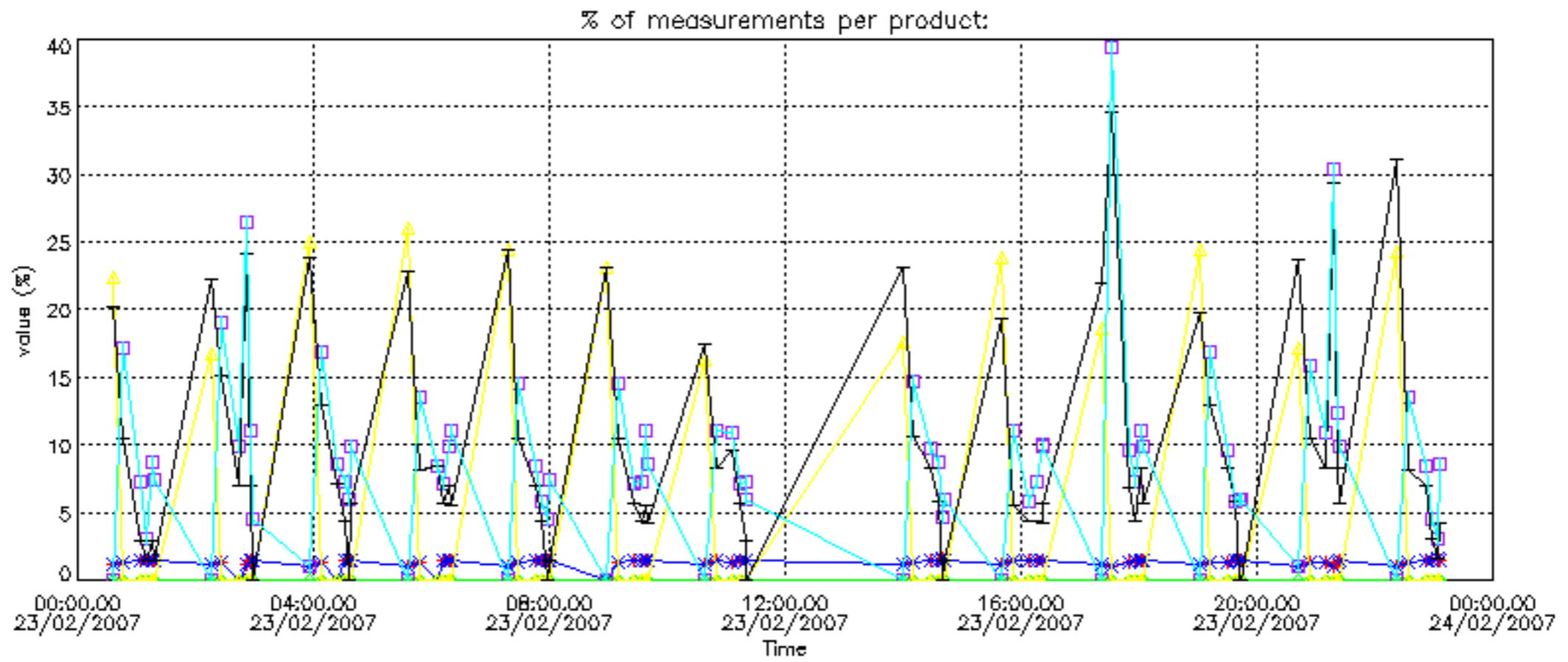
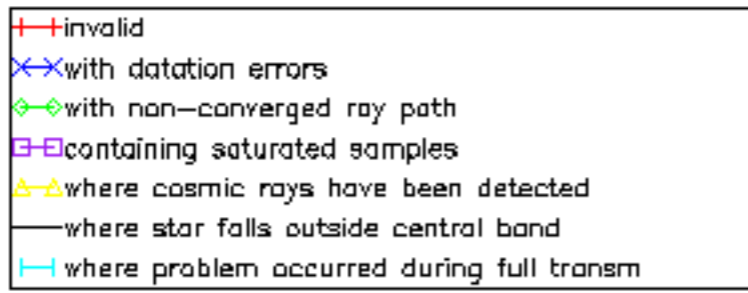
Percentage of flagged data per NO2 profile



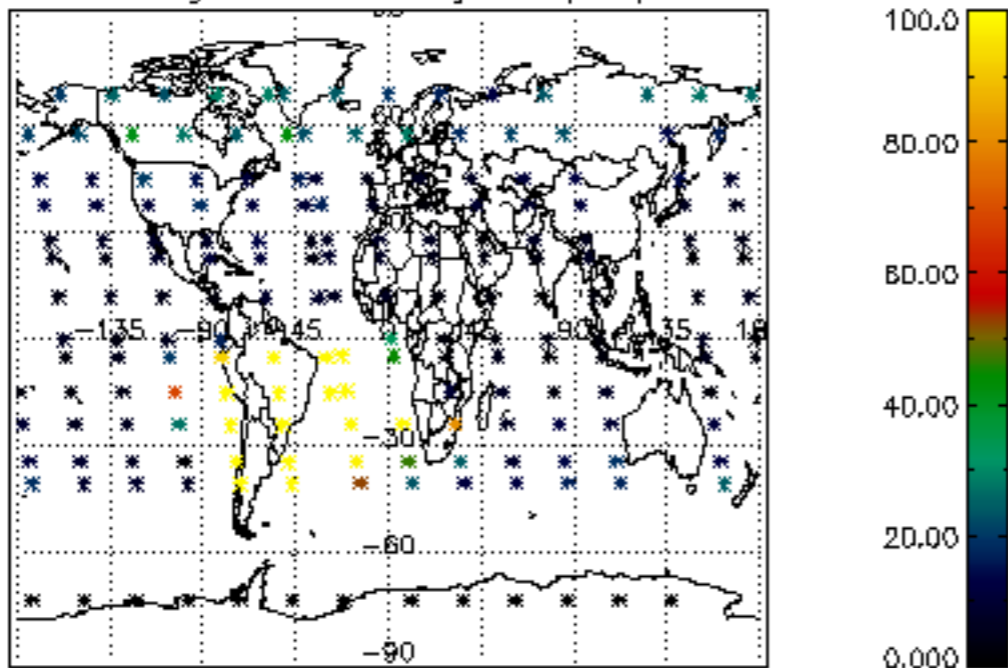
Percentage of flagged data per NO3 profile



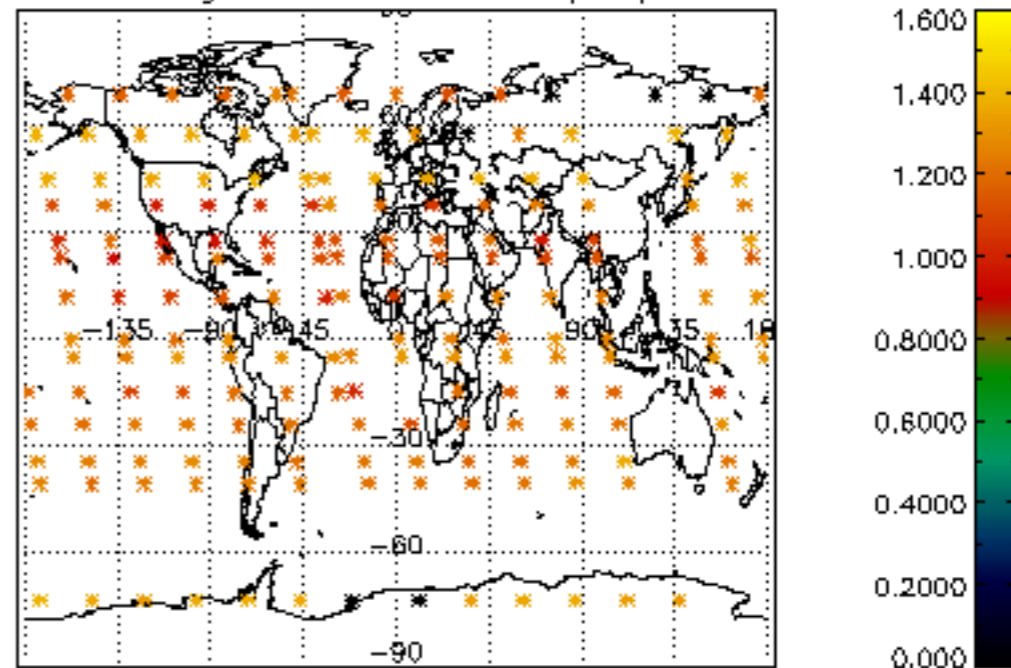




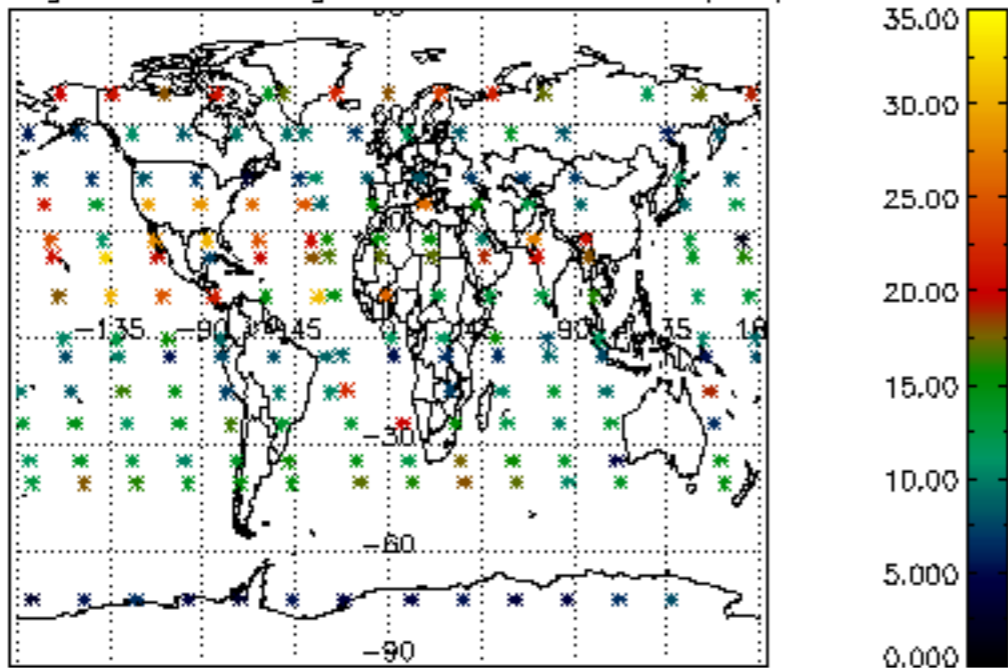
Percentage of cosmic ray hits per profile



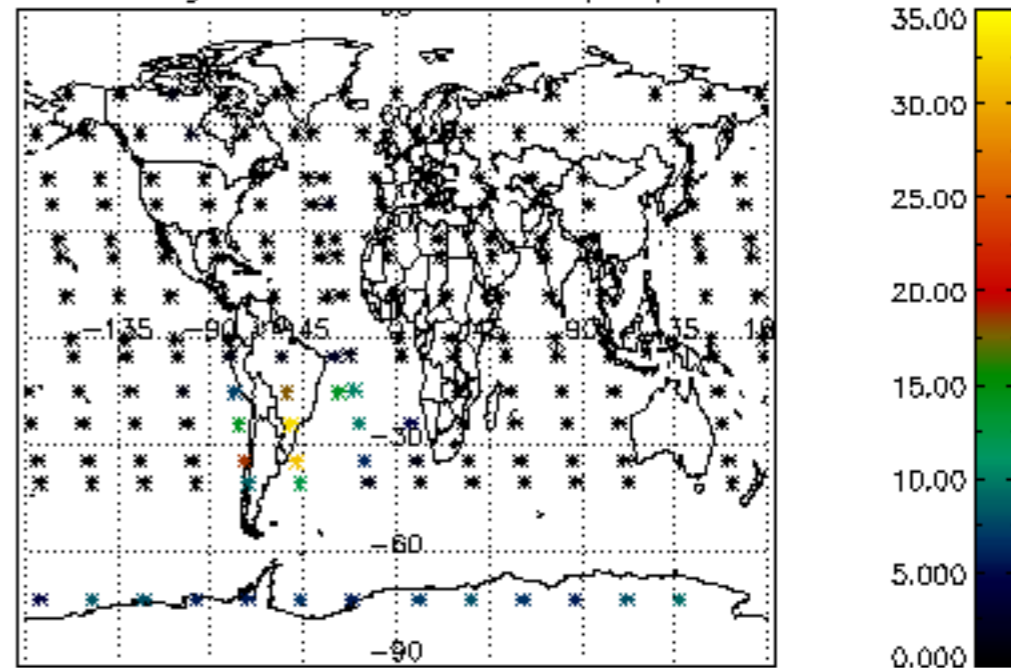
Percentage of datation errors per profile



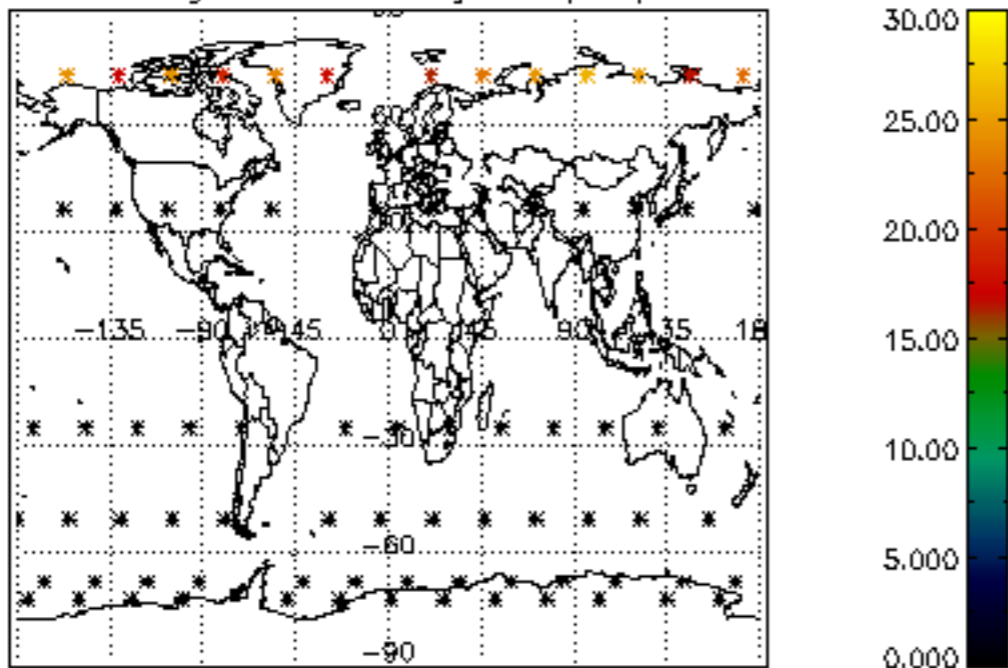
Percentage of star falling outside central band per profile



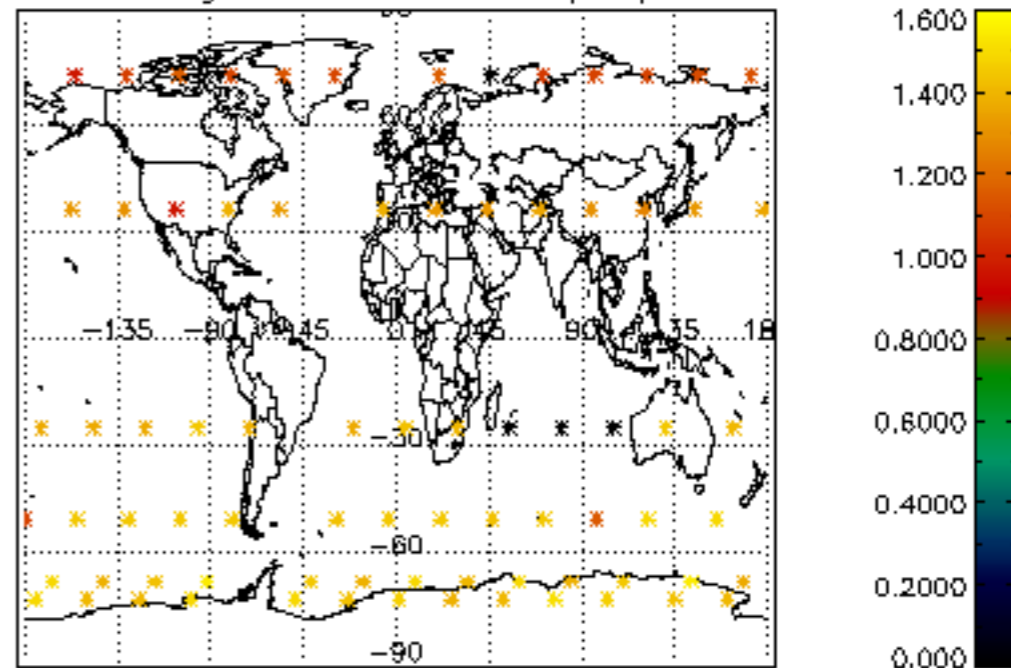
Percentage of saturation errors per profile



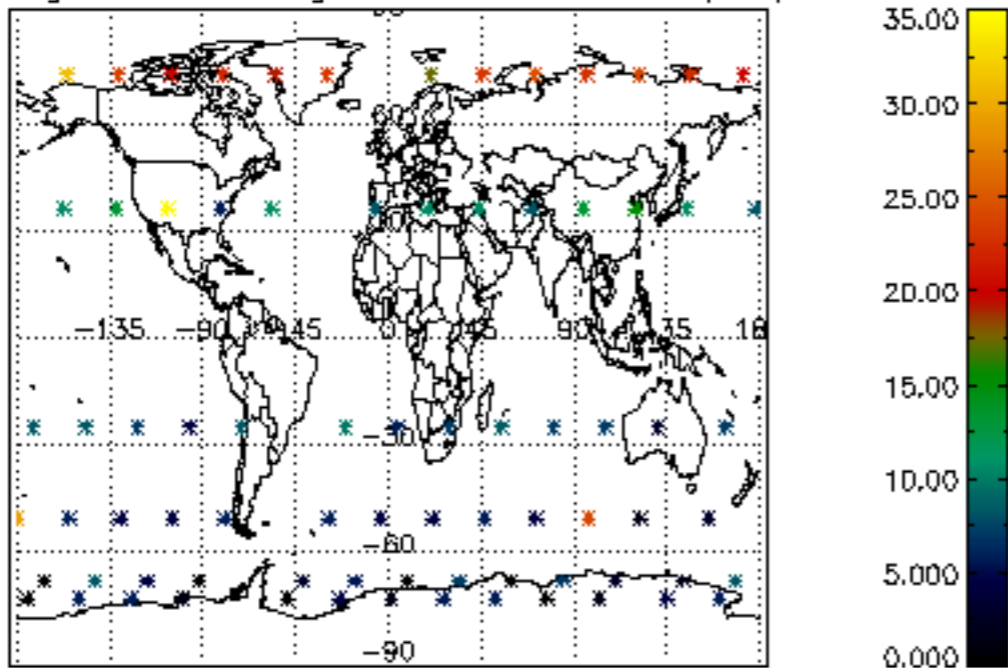
Percentage of cosmic ray hits per profile



Percentage of datation errors per profile



Percentage of star falling outside central band per profile



Percentage of saturation errors per profile

