

# GOMOS Level 2 Daily Report

## SUMMARY

### [1. General Info](#)

### [2. Summary of processed GOM\\_NL\\_2P products](#)

### [3. Level 2 Quality information per product](#)

#### [3.1 Plot of level 2 quality information per product \(time dependant\)](#)

#### [3.2 Plot of level 2 quality information per product \(world map\)](#)

### [4. Level 1 Quality information per product \(stored on level 2 products\)](#)

#### [4.1 Plot of level 1 quality information per product \(time dependant\)](#)

##### [4.1.1 Plot of level 1 quality information per product \(time dependant\): ASCENDING](#)

##### [4.1.2 Plot of level 1 quality information per product \(time dependant\): DESCENDING](#)

#### [4.2 Plot of level 1 quality information per product \(world map\)](#)

##### [4.2.1 Plot of level 1 quality information per product \(world map\): ASCENDING](#)

##### [4.2.2 Plot of level 1 quality information per product \(world map\): DESCENDING](#)

### [5. Ozone profiles based on quality statistics and other trace gas profiles](#)

#### [5.1 Ozone statistics based on quality of products](#)

#### [5.2 Plot ozone profiles for all STD \(dark without errors\)](#)

#### [5.3 Plot ozone profiles where STD < 20% \(dark without errors\)](#)

#### [5.4. Plot ozone profiles where STD < 10% \(dark without errors\)](#)

#### [5.5. Plot ozone profiles where STD < 5% \(dark without errors\)](#)

#### [5.6 Plot NO2 profiles for all STD \(dark without errors\)](#)

#### [5.7 Plot NO3 profiles for all STD \(dark without errors\)](#)

#### [5.8 Plot H2O profiles \(only for occultations of stars 1,2,3,4,13,14,16,26,63 dark without errors\) for all STD](#)

### [6. Auxiliary Data Files used for the production reported in section 2](#)

This report presents the daily analysis on parameters extracted from GOMOS level 2 data (GOM\_NL\_\_2P). It is intended to monitor some important parameters that will impact the quality of these products. A list of level 2 products (and content) that have arrived during the reporting day to the PCF is also given.

Item	Value
Time of report generation	22APR2013 13:59:41
Data source version	GOMOS/6.01
Start time of products	20-02-2007 (20FEB2007 00:00:00)
Stop time of products	21-02-2007 (21FEB2007 00:00:00)
Store outputs in DB	Yes
Nb of level 2 prods	270
Nb of prods with errors	0

## 2. Summary of processed GOM\_NL\_\_2P products.

Nr	Filename	UTC Start time	Limb	Duration	Star Id	Star Name	Star Mag	Star Temp	Nb Meas	Orbit	Prod. error
1	GOM_NL__2PRFIN20070220_000317_000000422055_00403_26008_1347.N1	20-FEB-2007 00:03:17	Dark	42.000	43	Alp TrA	1.9100	4250.0	84	26008	No
2	GOM_NL__2PRFIN20070220_000608_000000482055_00403_26008_1348.N1	20-FEB-2007 00:06:08	Dark	48.000	4	Alp1Cen	-0.010000	5800.0	96	26008	No
3	GOM_NL__2PRFIN20070220_000728_000000452055_00403_26008_1349.N1	20-FEB-2007 00:07:28	Dark	45.000	10	Bet Cen	0.61000	28000.	90	26008	No
4	GOM_NL__2PRFIN20070220_001024_000000402055_00403_26008_1350.N1	20-FEB-2007 00:10:24	Dark	40.000	12	Alp1Cru	0.77500	30000.	80	26008	No
5	GOM_NL__2PRFIN20070220_001235_000000362055_00403_26008_1351.N1	20-FEB-2007 00:12:35	Dark	36.000	124	The Car	2.7640	30000.	72	26008	No
6	GOM_NL__2PRFIN20070220_001512_000000402055_00403_26008_1352.N1	20-FEB-2007 00:15:12	Dark	40.000	71	lot Car	2.2460	7700.0	80	26008	No
7	GOM_NL__2PRFIN20070220_001934_000000442055_00403_26008_1353.N1	20-FEB-2007 00:19:34	Straylight	44.000	65	Lam Vel	2.2040	4400.0	88	26008	No
8	GOM_NL__2PRFIN20070220_002919_000000462055_00403_26008_1354.N1	20-FEB-2007 00:29:19	Twilight	46.000	48	30Alp Hya	1.9770	4100.0	92	26008	No
9	GOM_NL__2PRFIN20070220_004012_000000372055_00403_26008_1355.N1	20-FEB-2007 00:40:12	Bright	37.000	17	78Bet Gem	1.1610	4500.0	74	26008	No
10	GOM_NL__2PRFIN20070220_004122_000000362055_00403_26008_1356.N1	20-FEB-2007 00:41:22	Bright	35.500	24	66Alp Gem	1.5800	10200.	71	26008	No
11	GOM_NL__2PRFIN20070220_005728_000000332055_00403_26008_1357.N1	20-FEB-2007 00:57:28	Bright	33.000	49	1Alp UMi	1.9900	6300.0	66	26008	No
12	GOM_NL__2PRFIN20070220_010438_000000352055_00403_26008_1358.N1	20-FEB-2007 01:04:38	Bright	34.500	89	5Alp Cep	2.4510	8000.0	69	26008	No
13	GOM_NL__2PRFIN20070220_011017_000000342055_00403_26008_1359.N1	20-FEB-2007 01:10:17	Bright	33.500	144	18Del Cyg	2.8600	11000.	67	26008	No
14	GOM_NL__2PRFIN20070220_011231_000000362055_00403_26008_1360.N1	20-FEB-2007 01:12:31	Bright	36.000	5	3Alp Lyr	0.033000	11000.	72	26008	No
15	GOM_NL__2PRFIN20070220_011936_000000362055_00403_26008_1361.N1	20-FEB-2007 01:19:36	Bright	35.500	168	17Zet Aql	2.9860	11000.	71	26008	No
16	GOM_NL__2PRFIN20070220_012911_000000412055_00403_26008_1362.N1	20-FEB-2007 01:29:11	Twilight	40.500	155	41Pi Sgr	2.9000	6600.0	81	26008	No
17	GOM_NL__2PRFIN20070220_013054_000000392055_00403_26008_1363.N1	20-FEB-2007 01:30:54	Dark	39.000	57	34Sig Sgr	2.0660	26000.	78	26008	No
18	GOM_NL__2PRFIN20070220_013346_000000432055_00403_26008_1364.N1	20-FEB-2007 01:33:46	Dark	42.500	38	20Eps Sgr	1.8360	11000.	85	26008	No
19	GOM_NL__2PRFIN20070220_013607_000000422055_00403_26008_1365.N1	20-FEB-2007 01:36:07	Dark	41.500	25	35Lam Sco	1.6200	28000.	83	26008	No
20	GOM_NL__2PRFIN20070220_014024_000000432055_00403_26008_1366.N1	20-FEB-2007 01:40:24	Dark	43.000	141	Bet Ara	2.8400	4600.0	86	26008	No
21	GOM_NL__2PRFIN20070220_014353_000000412055_00404_26009_1355.N1	20-FEB-2007 01:43:53	Dark	41.000	43	Alp TrA	1.9100	4250.0	82	26009	No
22	GOM_NL__2PRFIN20070220_014645_000000462055_00404_26009_1356.N1	20-FEB-2007 01:46:45	Dark	45.500	4	Alp1Cen	-0.010000	5800.0	91	26009	No
23	GOM_NL__2PRFIN20070220_014804_000000442055_00404_26009_1357.N1	20-FEB-2007 01:48:04	Dark	44.000	10	Bet Cen	0.61000	28000.	88	26009	No
24	GOM_NL__2PRFIN20070220_015100_000000392055_00404_26009_1358.N1	20-FEB-2007 01:51:00	Dark	39.000	12	Alp1Cru	0.77500	30000.	78	26009	No
25	GOM_NL__2PRFIN20070220_015312_000000362055_00404_26009_1359.N1	20-FEB-2007 01:53:12	Dark	36.000	124	The Car	2.7640	30000.	72	26009	No
26	GOM_NL__2PRFIN20070220_015548_000000372055_00404_26009_1360.N1	20-FEB-2007 01:55:48	Dark	37.000	71	lot Car	2.2460	7700.0	74	26009	No
27	GOM_NL__2PRFIN20070220_020010_000000462055_00404_26009_1361.N1	20-FEB-2007 02:00:10	Straylight	46.000	65	Lam Vel	2.2040	4400.0	92	26009	No
28	GOM_NL__2PRFIN20070220_020955_000000472055_00404_26009_1362.N1	20-FEB-2007 02:09:55	Twilight	47.000	48	30Alp Hya	1.9770	4100.0	94	26009	No
29	GOM_NL__2PRFIN20070220_022048_000000382055_00404_26009_1363.N1	20-FEB-2007 02:20:48	Bright	37.500	17	78Bet Gem	1.1610	4500.0	75	26009	No
30	GOM_NL__2PRFIN20070220_022158_000000412055_00404_26009_1364.N1	20-FEB-2007 02:21:58	Bright	40.500	24	66Alp Gem	1.5800	10200.	81	26009	No
31	GOM_NL__2PRFIN20070220_023804_000000322055_00404_26009_1365.N1	20-FEB-2007 02:38:04	Bright	32.000	49	1Alp UMi	1.9900	6300.0	64	26009	No
32	GOM_NL__2PRFIN20070220_024514_000000352055_00404_26009_1366.N1	20-FEB-2007 02:45:14	Bright	34.500	89	5Alp Cep	2.4510	8000.0	69	26009	No
33	GOM_NL__2PRFIN20070220_025053_000000342055_00404_26009_1367.N1	20-FEB-2007 02:50:53	Bright	34.000	144	18Del Cyg	2.8600	11000.	68	26009	No
34	GOM_NL__2PRFIN20070220_025307_000000362055_00404_26009_1368.N1	20-FEB-2007 02:53:07	Bright	36.000	5	3Alp Lyr	0.033000	11000.	72	26009	No
35	GOM_NL__2PRFIN20070220_030012_000000362055_00404_26009_1369.N1	20-FEB-2007 03:00:12	Bright	35.500	168	17Zet Aql	2.9860	11000.	71	26009	No
36	GOM_NL__2PRFIN20070220_030948_000000392055_00404_26009_1370.N1	20-FEB-2007 03:09:48	Twilight	39.000	155	41Pi Sgr	2.9000	6600.0	78	26009	No
37	GOM_NL__2PRFIN20070220_031130_000000392055_00404_26009_1371.N1	20-FEB-2007 03:11:30	Dark	39.000	57	34Sig Sgr	2.0660	26000.	78	26009	No
38	GOM_NL__2PRFIN20070220_031422_000000432055_00404_26009_1372.N1	20-FEB-2007 03:14:22	Dark	42.500	38	20Eps Sgr	1.8360	11000.	85	26009	No
39	GOM_NL__2PRFIN20070220_031644_000000412055_00404_26009_1373.N1	20-FEB-2007 03:16:44	Dark	41.000	25	35Lam Sco	1.6200	28000.	82	26009	No
40	GOM_NL__2PRFIN20070220_031937_000000392055_00404_26009_1374.N1	20-FEB-2007 03:19:37	Dark	38.500	147	Alp Ara	2.8770	26000.	77	26009	No
41	GOM_NL__2PRFIN20070220_032101_000000452055_00404_26009_1375.N1	20-FEB-2007 03:21:01	Dark	45.000	141	Bet Ara	2.8400	4600.0	90	26009	No
42	GOM_NL__2PRFIN20070220_032429_000000392055_00405_26010_1363.N1	20-FEB-2007 03:24:29	Dark	39.000	43	Alp TrA	1.9100	4250.0	78	26010	No

43	GOM_NL__2PRFIN20070220_032721_000000442055_00405_26010_1364.N1	20-FEB-2007 03:27:21	Dark	43.500	4	Alp1Cen	-0.010000	5800.0	87	26010	No
44	GOM_NL__2PRFIN20070220_032841_000000432055_00405_26010_1365.N1	20-FEB-2007 03:28:41	Dark	42.500	10	Bet Cen	0.61000	28000.	85	26010	No
45	GOM_NL__2PRFIN20070220_033137_000000402055_00405_26010_1366.N1	20-FEB-2007 03:31:37	Dark	40.000	12	Alp1Cru	0.77500	30000.	80	26010	No
46	GOM_NL__2PRFIN20070220_033348_000000382055_00405_26010_1367.N1	20-FEB-2007 03:33:48	Dark	37.500	124	The Car	2.7640	30000.	75	26010	No
47	GOM_NL__2PRFIN20070220_033728_000000372055_00405_26010_1368.N1	20-FEB-2007 03:37:28	Dark	36.500	91	Kap Vel	2.4900	26000.	73	26010	No
48	GOM_NL__2PRFIN20070220_034046_000000412055_00405_26010_1369.N1	20-FEB-2007 03:40:46	Straylight	41.000	65	Lam Vel	2.2040	4400.0	82	26010	No
49	GOM_NL__2PRFIN20070220_035032_000000472055_00405_26010_1370.N1	20-FEB-2007 03:50:32	Tw_i_and_stray	47.000	48	30Alp Hya	1.9770	4100.0	94	26010	No
50	GOM_NL__2PRFIN20070220_040124_000000382055_00405_26010_1371.N1	20-FEB-2007 04:01:24	Bright	38.000	17	78Bet Gem	1.1610	4500.0	76	26010	No
51	GOM_NL__2PRFIN20070220_040234_000000352055_00405_26010_1372.N1	20-FEB-2007 04:02:34	Bright	35.000	24	66Alp Gem	1.5800	10200.	70	26010	No
52	GOM_NL__2PRFIN20070220_041840_000000362055_00405_26010_1373.N1	20-FEB-2007 04:18:40	Bright	35.500	49	1Alp UMi	1.9900	6300.0	71	26010	No
53	GOM_NL__2PRFIN20070220_042550_000000362055_00405_26010_1374.N1	20-FEB-2007 04:25:50	Bright	35.500	89	5Alp Cep	2.4510	8000.0	71	26010	No
54	GOM_NL__2PRFIN20070220_043129_000000342055_00405_26010_1375.N1	20-FEB-2007 04:31:29	Bright	33.500	144	18Del Cyg	2.8600	11000.	67	26010	No
55	GOM_NL__2PRFIN20070220_044048_000000362055_00405_26010_1376.N1	20-FEB-2007 04:40:48	Bright	35.500	168	17Zet Aql	2.9860	11000.	71	26010	No
56	GOM_NL__2PRFIN20070220_045024_000000412055_00405_26010_1377.N1	20-FEB-2007 04:50:24	Twilight	41.000	155	41Pi Sgr	2.9000	6600.0	82	26010	No
57	GOM_NL__2PRFIN20070220_045206_000000412055_00405_26010_1378.N1	20-FEB-2007 04:52:06	Dark	41.000	57	34Sig Sgr	2.0660	26000.	82	26010	No
58	GOM_NL__2PRFIN20070220_045459_000000412055_00405_26010_1379.N1	20-FEB-2007 04:54:59	Dark	41.000	38	20Eps Sgr	1.8360	11000.	82	26010	No
59	GOM_NL__2PRFIN20070220_045720_000000452055_00405_26010_1380.N1	20-FEB-2007 04:57:20	Dark	44.500	25	35Lam Sco	1.6200	28000.	89	26010	No
60	GOM_NL__2PRFIN20070220_050014_000000402055_00405_26010_1381.N1	20-FEB-2007 05:00:14	Dark	40.000	147	Alp Ara	2.8770	26000.	80	26010	No
61	GOM_NL__2PRFIN20070220_050137_000000382055_00405_26010_1382.N1	20-FEB-2007 05:01:37	Dark	38.000	141	Bet Ara	2.8400	4600.0	76	26010	No
62	GOM_NL__2PRFIN20070220_050505_000000482055_00406_26011_1376.N1	20-FEB-2007 05:05:05	Dark	48.000	43	Alp TrA	1.9100	4250.0	96	26011	No
63	GOM_NL__2PRFIN20070220_050758_000000442055_00406_26011_1377.N1	20-FEB-2007 05:07:58	Dark	44.000	4	Alp1Cen	-0.010000	5800.0	88	26011	No
64	GOM_NL__2PRFIN20070220_050917_000000442055_00406_26011_1378.N1	20-FEB-2007 05:09:17	Dark	44.000	10	Bet Cen	0.61000	28000.	88	26011	No
65	GOM_NL__2PRFIN20070220_051213_000000462055_00406_26011_1379.N1	20-FEB-2007 05:12:13	Dark	45.500	12	Alp1Cru	0.77500	30000.	91	26011	No
66	GOM_NL__2PRFIN20070220_051424_000000372055_00406_26011_1380.N1	20-FEB-2007 05:14:24	Dark	36.500	124	The Car	2.7640	30000.	73	26011	No
67	GOM_NL__2PRFIN20070220_051804_000000402055_00406_26011_1381.N1	20-FEB-2007 05:18:04	Dark	39.500	91	Kap Vel	2.4900	26000.	79	26011	No
68	GOM_NL__2PRFIN20070220_052122_000000412055_00406_26011_1382.N1	20-FEB-2007 05:21:22	Straylight	41.000	65	Lam Vel	2.2040	4400.0	82	26011	No
69	GOM_NL__2PRFIN20070220_053108_000000502055_00406_26011_1383.N1	20-FEB-2007 05:31:08	Tw_i_and_stray	50.000	48	30Alp Hya	1.9770	4100.0	100	26011	No
70	GOM_NL__2PRFIN20070220_054201_000000392055_00406_26011_1384.N1	20-FEB-2007 05:42:01	Bright	38.500	17	78Bet Gem	1.1610	4500.0	77	26011	No
71	GOM_NL__2PRFIN20070220_054310_000000382055_00406_26011_1385.N1	20-FEB-2007 05:43:10	Bright	37.500	24	66Alp Gem	1.5800	10200.	75	26011	No
72	GOM_NL__2PRFIN20070220_055916_000000362055_00406_26011_1386.N1	20-FEB-2007 05:59:16	Bright	36.000	49	1Alp UMi	1.9900	6300.0	72	26011	No
73	GOM_NL__2PRFIN20070220_060626_000000352055_00406_26011_1387.N1	20-FEB-2007 06:06:26	Bright	34.500	89	5Alp Cep	2.4510	8000.0	69	26011	No
74	GOM_NL__2PRFIN20070220_061205_000000352055_00406_26011_1388.N1	20-FEB-2007 06:12:05	Bright	34.500	144	18Del Cyg	2.8600	11000.	69	26011	No
75	GOM_NL__2PRFIN20070220_062124_000000362055_00406_26011_1389.N1	20-FEB-2007 06:21:24	Bright	36.000	168	17Zet Aql	2.9860	11000.	72	26011	No
76	GOM_NL__2PRFIN20070220_063100_000000392055_00406_26011_1390.N1	20-FEB-2007 06:31:00	Twilight	38.500	155	41Pi Sgr	2.9000	6600.0	77	26011	No
77	GOM_NL__2PRFIN20070220_063242_000000402055_00406_26011_1391.N1	20-FEB-2007 06:32:42	Dark	40.000	57	34Sig Sgr	2.0660	26000.	80	26011	No
78	GOM_NL__2PRFIN20070220_063535_000000412055_00406_26011_1392.N1	20-FEB-2007 06:35:35	Dark	41.000	38	20Eps Sgr	1.8360	11000.	82	26011	No
79	GOM_NL__2PRFIN20070220_063757_000000462055_00406_26011_1393.N1	20-FEB-2007 06:37:57	Dark	45.500	25	35Lam Sco	1.6200	28000.	91	26011	No
80	GOM_NL__2PRFIN20070220_064050_000000402055_00406_26011_1394.N1	20-FEB-2007 06:40:50	Dark	40.000	147	Alp Ara	2.8770	26000.	80	26011	No
81	GOM_NL__2PRFIN20070220_064214_000000432055_00406_26011_1395.N1	20-FEB-2007 06:42:14	Dark	42.500	141	Bet Ara	2.8400	4600.0	85	26011	No
82	GOM_NL__2PRFIN20070220_064542_000000452055_00407_26012_1437.N1	20-FEB-2007 06:45:42	Dark	45.000	43	Alp TrA	1.9100	4250.0	90	26012	No
83	GOM_NL__2PRFIN20070220_064834_000000572055_00407_26012_1438.N1	20-FEB-2007 06:48:34	Dark	57.000	4	Alp1Cen	-0.010000	5800.0	114	26012	No
84	GOM_NL__2PRFIN20070220_064954_000000432055_00407_26012_1439.N1	20-FEB-2007 06:49:54	Dark	42.500	10	Bet Cen	0.61000	28000.	85	26012	No
85	GOM_NL__2PRFIN20070220_065250_000000482055_00407_26012_1440.N1	20-FEB-2007 06:52:50	Dark	48.000	12	Alp1Cru	0.77500	30000.	96	26012	No
86	GOM_NL__2PRFIN20070220_065500_000000372055_00407_26012_1441.N1	20-FEB-2007 06:55:00	Dark	36.500	124	The Car	2.7640	30000.	73	26012	No
87	GOM_NL__2PRFIN20070220_065840_000000392055_00407_26012_1442.N1	20-FEB-2007 06:58:40	Dark	38.500	91	Kap Vel	2.4900	26000.	77	26012	No
88	GOM_NL__2PRFIN20070220_070159_000000432055_00407_26012_1443.N1	20-FEB-2007 07:01:59	Straylight	42.500	65	Lam Vel	2.2040	4400.0	85	26012	No
89	GOM_NL__2PRFIN20070220_071144_000000442055_00407_26012_1444.N1	20-FEB-2007 07:11:44	Tw_i_and_stray	44.000	48	30Alp Hya	1.9770	4100.0	88	26012	No
90	GOM_NL__2PRFIN20070220_072237_000000382055_00407_26012_1445.N1	20-FEB-2007 07:22:37	Bright	37.500	17	78Bet Gem	1.1610	4500.0	75	26012	No
91	GOM_NL__2PRFIN20070220_072347_000000362055_00407_26012_1446.N1	20-FEB-2007 07:23:47	Bright	36.000	24	66Alp Gem	1.5800	10200.	72	26012	No
92	GOM_NL__2PRFIN20070220_073952_000000362055_00407_26012_1447.N1	20-FEB-2007 07:39:52	Bright	36.000	49	1Alp UMi	1.9900	6300.0	72	26012	No
93	GOM_NL__2PRFIN20070220_074702_000000472055_00407_26012_1448.N1	20-FEB-2007 07:47:02	Bright	47.000	89	5Alp Cep	2.4510	8000.0	94	26012	No
94	GOM_NL__2PRFIN20070220_075241_000000342055_00407_26012_1449.N1	20-FEB-2007 07:52:41	Bright	34.000	144	18Del Cyg	2.8600	11000.	68	26012	No
95	GOM_NL__2PRFIN20070220_080201_000000362055_00407_26012_1450.N1	20-FEB-2007 08:02:01	Bright	36.000	168	17Zet Aql	2.9860	11000.	72	26012	No
96	GOM_NL__2PRFIN20070220_081136_000000402055_00407_26012_1451.N1	20-FEB-2007 08:11:36	Twilight	39.500	155	41Pi Sgr	2.9000	6600.0	79	26012	No
97	GOM_NL__2PRFIN20070220_081319_000000412055_00407_26012_1452.N1	20-FEB-2007 08:13:19	Dark	40.500	57	34Sig Sgr	2.0660	26000.	81	26012	No
98	GOM_NL__2PRFIN20070220_081611_000000392055_00407_26012_1453.N1	20-FEB-2007 08:16:11	Dark	38.500	38	20Eps Sgr	1.8360	11000.	77	26012	No
99	GOM_NL__2PRFIN20070220_081834_000000422055_00407_26012_1454.N1	20-FEB-2007 08:18:34	Dark	42.000	25	35Lam Sco	1.6200	28000.	84	26012	No
100	GOM_NL__2PRFIN20070220_082127_000000392055_00407_26012_1455.N1	20-FEB-2007 08:21:27	Dark	39.000	147	Alp Ara	2.8770	26000.	78	26012	No
101	GOM_NL__2PRFIN20070220_082250_000000392055_00407_26012_1456.N1	20-FEB-2007 08:22:50	Dark	39.000	141	Bet Ara	2.8400	4600.0	78	26012	No

102	GOM_NL__2PRFIN20070220_082618_000000492055_00408_26013_1458.N1	20-FEB-2007 08:26:18	Dark	49.000	43	Alp TrA	1.9100	4250.0	98	26013	No
103	GOM_NL__2PRFIN20070220_082911_000000472055_00408_26013_1459.N1	20-FEB-2007 08:29:11	Dark	47.000	4	Alp1Cen	-0.010000	5800.0	94	26013	No
104	GOM_NL__2PRFIN20070220_083031_000000412055_00408_26013_1460.N1	20-FEB-2007 08:30:31	Dark	41.000	10	Bet Cen	0.61000	28000.	82	26013	No
105	GOM_NL__2PRFIN20070220_083326_000000482055_00408_26013_1461.N1	20-FEB-2007 08:33:26	Dark	48.000	12	Alp1Cru	0.77500	30000.	96	26013	No
106	GOM_NL__2PRFIN20070220_083537_000000372055_00408_26013_1462.N1	20-FEB-2007 08:35:37	Dark	37.000	124	The Car	2.7640	30000.	74	26013	No
107	GOM_NL__2PRFIN20070220_083916_000000382055_00408_26013_1463.N1	20-FEB-2007 08:39:16	Dark	38.000	91	Kap Vel	2.4900	26000.	76	26013	No
108	GOM_NL__2PRFIN20070220_084235_000000422055_00408_26013_1464.N1	20-FEB-2007 08:42:35	Straylight	41.500	65	Lam Vel	2.2040	4400.0	83	26013	No
109	GOM_NL__2PRFIN20070220_085220_000000502055_00408_26013_1465.N1	20-FEB-2007 08:52:20	Twl_and_stray	49.500	48	30Alp Hya	1.9770	4100.0	99	26013	No
110	GOM_NL__2PRFIN20070220_090313_000000372055_00408_26013_1466.N1	20-FEB-2007 09:03:13	Bright	37.000	17	78Bet Gem	1.1610	4500.0	74	26013	No
111	GOM_NL__2PRFIN20070220_090423_000000362055_00408_26013_1467.N1	20-FEB-2007 09:04:23	Bright	36.000	24	66Alp Gem	1.5800	10200.	72	26013	No
112	GOM_NL__2PRFIN20070220_092028_000000352055_00408_26013_1468.N1	20-FEB-2007 09:20:28	Bright	34.500	49	1Alp UMi	1.9900	6300.0	69	26013	No
113	GOM_NL__2PRFIN20070220_092739_000000352055_00408_26013_1469.N1	20-FEB-2007 09:27:39	Bright	34.500	89	5Alp Cep	2.4510	8000.0	69	26013	No
114	GOM_NL__2PRFIN20070220_093317_000000352055_00408_26013_1470.N1	20-FEB-2007 09:33:17	Bright	35.000	144	18Del Cyg	2.8600	11000.	70	26013	No
115	GOM_NL__2PRFIN20070220_094237_000000362055_00408_26013_1471.N1	20-FEB-2007 09:42:37	Bright	36.000	168	17Zet Aql	2.9860	11000.	72	26013	No
116	GOM_NL__2PRFIN20070220_095213_000000412055_00408_26013_1472.N1	20-FEB-2007 09:52:13	Twilight	40.500	155	41Pi Sgr	2.9000	6600.0	81	26013	No
117	GOM_NL__2PRFIN20070220_095355_000000392055_00408_26013_1473.N1	20-FEB-2007 09:53:55	Dark	38.500	57	34Sig Sgr	2.0660	26000.	77	26013	No
118	GOM_NL__2PRFIN20070220_095648_000000422055_00408_26013_1474.N1	20-FEB-2007 09:56:48	Dark	42.000	38	20Eps Sgr	1.8360	11000.	84	26013	No
119	GOM_NL__2PRFIN20070220_095910_000000442055_00408_26013_1475.N1	20-FEB-2007 09:59:10	Dark	44.000	25	35Lam Sco	1.6200	28000.	88	26013	No
120	GOM_NL__2PRFIN20070220_100203_000000392055_00408_26013_1476.N1	20-FEB-2007 10:02:03	Dark	38.500	147	Alp Ara	2.8770	26000.	77	26013	No
121	GOM_NL__2PRFIN20070220_100327_000000442055_00408_26013_1477.N1	20-FEB-2007 10:03:27	Dark	44.000	141	Bet Ara	2.8400	4600.0	88	26013	No
122	GOM_NL__2PRFIN20070220_100654_000000402055_00409_26014_1476.N1	20-FEB-2007 10:06:54	Dark	39.500	43	Alp TrA	1.9100	4250.0	79	26014	No
123	GOM_NL__2PRFIN20070220_100947_000000442055_00409_26014_1477.N1	20-FEB-2007 10:09:47	Dark	43.500	4	Alp1Cen	-0.010000	5800.0	87	26014	No
124	GOM_NL__2PRFIN20070220_101107_000000422055_00409_26014_1478.N1	20-FEB-2007 10:11:07	Dark	42.000	10	Bet Cen	0.61000	28000.	84	26014	No
125	GOM_NL__2PRFIN20070220_101402_000000402055_00409_26014_1479.N1	20-FEB-2007 10:14:02	Dark	40.000	12	Alp1Cru	0.77500	30000.	80	26014	No
126	GOM_NL__2PRFIN20070220_101613_000000382055_00409_26014_1480.N1	20-FEB-2007 10:16:13	Dark	37.500	124	The Car	2.7640	30000.	75	26014	No
127	GOM_NL__2PRFIN20070220_101952_000000382055_00409_26014_1481.N1	20-FEB-2007 10:19:52	Dark	37.500	91	Kap Vel	2.4900	26000.	75	26014	No
128	GOM_NL__2PRFIN20070220_102311_000000432055_00409_26014_1482.N1	20-FEB-2007 10:23:11	Straylight	43.000	65	Lam Vel	2.2040	4400.0	86	26014	No
129	GOM_NL__2PRFIN20070220_103255_000000482055_00409_26014_1483.N1	20-FEB-2007 10:32:55	Twl_and_stray	47.500	48	30Alp Hya	1.9770	4100.0	95	26014	No
130	GOM_NL__2PRFIN20070220_104349_000000362055_00409_26014_1484.N1	20-FEB-2007 10:43:49	Bright	35.500	17	78Bet Gem	1.1610	4500.0	71	26014	No
131	GOM_NL__2PRFIN20070220_104459_000000352055_00409_26014_1485.N1	20-FEB-2007 10:44:59	Bright	35.000	24	66Alp Gem	1.5800	10200.	70	26014	No
132	GOM_NL__2PRFIN20070220_110104_000000522055_00409_26014_1486.N1	20-FEB-2007 11:01:04	Bright	52.000	49	1Alp UMi	1.9900	6300.0	104	26014	No
133	GOM_NL__2PRFIN20070220_110815_000000362055_00409_26014_1487.N1	20-FEB-2007 11:08:15	Bright	35.500	89	5Alp Cep	2.4510	8000.0	71	26014	No
134	GOM_NL__2PRFIN20070220_111353_000000352055_00409_26014_1488.N1	20-FEB-2007 11:13:53	Bright	34.500	144	18Del Cyg	2.8600	11000.	69	26014	No
135	GOM_NL__2PRFIN20070220_112313_000000352055_00409_26014_1489.N1	20-FEB-2007 11:23:13	Bright	35.000	168	17Zet Aql	2.9860	11000.	70	26014	No
136	GOM_NL__2PRFIN20070220_113249_000000412055_00409_26014_1490.N1	20-FEB-2007 11:32:49	Twilight	40.500	155	41Pi Sgr	2.9000	6600.0	81	26014	No
137	GOM_NL__2PRFIN20070220_113431_000000412055_00409_26014_1491.N1	20-FEB-2007 11:34:31	Dark	41.000	57	34Sig Sgr	2.0660	26000.	82	26014	No
138	GOM_NL__2PRFIN20070220_113724_000000432055_00409_26014_1492.N1	20-FEB-2007 11:37:24	Dark	42.500	38	20Eps Sgr	1.8360	11000.	85	26014	No
139	GOM_NL__2PRFIN20070220_113947_000000462055_00409_26014_1493.N1	20-FEB-2007 11:39:47	Dark	45.500	25	35Lam Sco	1.6200	28000.	91	26014	No
140	GOM_NL__2PRFIN20070220_114240_000000392055_00409_26014_1494.N1	20-FEB-2007 11:42:40	Dark	39.000	147	Alp Ara	2.8770	26000.	78	26014	No
141	GOM_NL__2PRFIN20070220_114403_000000392055_00409_26014_1495.N1	20-FEB-2007 11:44:03	Dark	38.500	141	Bet Ara	2.8400	4600.0	77	26014	No
142	GOM_NL__2PRFIN20070220_114731_000000382055_00410_26015_1492.N1	20-FEB-2007 11:47:31	Dark	38.000	43	Alp TrA	1.9100	4250.0	76	26015	No
143	GOM_NL__2PRFIN20070220_115024_000000452055_00410_26015_1493.N1	20-FEB-2007 11:50:24	Dark	45.000	4	Alp1Cen	-0.010000	5800.0	90	26015	No
144	GOM_NL__2PRFIN20070220_115144_000000422055_00410_26015_1494.N1	20-FEB-2007 11:51:44	Dark	42.000	10	Bet Cen	0.61000	28000.	84	26015	No
145	GOM_NL__2PRFIN20070220_115439_000000512055_00410_26015_1495.N1	20-FEB-2007 11:54:39	Dark	50.500	12	Alp1Cru	0.77500	30000.	101	26015	No
146	GOM_NL__2PRFIN20070220_115649_000000372055_00410_26015_1496.N1	20-FEB-2007 11:56:49	Dark	36.500	124	The Car	2.7640	30000.	73	26015	No
147	GOM_NL__2PRFIN20070220_120028_000000362055_00410_26015_1497.N1	20-FEB-2007 12:00:28	Dark	36.000	91	Kap Vel	2.4900	26000.	72	26015	No
148	GOM_NL__2PRFIN20070220_120347_000000462055_00410_26015_1498.N1	20-FEB-2007 12:03:47	Straylight	46.000	65	Lam Vel	2.2040	4400.0	92	26015	No
149	GOM_NL__2PRFIN20070220_121331_000000472055_00410_26015_1499.N1	20-FEB-2007 12:13:31	Twl_and_stray	47.000	48	30Alp Hya	1.9770	4100.0	94	26015	No
150	GOM_NL__2PRFIN20070220_122425_000000372055_00410_26015_1500.N1	20-FEB-2007 12:24:25	Bright	37.000	17	78Bet Gem	1.1610	4500.0	74	26015	No
151	GOM_NL__2PRFIN20070220_122535_000000382055_00410_26015_1501.N1	20-FEB-2007 12:25:35	Bright	37.500	24	66Alp Gem	1.5800	10200.	75	26015	No
152	GOM_NL__2PRFIN20070220_124140_000000362055_00410_26015_1502.N1	20-FEB-2007 12:41:40	Bright	35.500	49	1Alp UMi	1.9900	6300.0	71	26015	No
153	GOM_NL__2PRFIN20070220_124851_000000342055_00410_26015_1503.N1	20-FEB-2007 12:48:51	Bright	34.000	89	5Alp Cep	2.4510	8000.0	68	26015	No
154	GOM_NL__2PRFIN20070220_125429_000000352055_00410_26015_1504.N1	20-FEB-2007 12:54:29	Bright	34.500	144	18Del Cyg	2.8600	11000.	69	26015	No
155	GOM_NL__2PRFIN20070220_130349_000000352055_00410_26015_1505.N1	20-FEB-2007 13:03:49	Bright	35.000	168	17Zet Aql	2.9860	11000.	70	26015	No
156	GOM_NL__2PRFIN20070220_131325_000000392055_00410_26015_1506.N1	20-FEB-2007 13:13:25	Twilight	39.000	155	41Pi Sgr	2.9000	6600.0	78	26015	No
157	GOM_NL__2PRFIN20070220_131507_000000412055_00410_26015_1507.N1	20-FEB-2007 13:15:07	Dark	41.000	57	34Sig Sgr	2.0660	26000.	82	26015	No
158	GOM_NL__2PRFIN20070220_131800_000000432055_00410_26015_1508.N1	20-FEB-2007 13:18:00	Dark	42.500	38	20Eps Sgr	1.8360	11000.	85	26015	No
159	GOM_NL__2PRFIN20070220_132023_000000432055_00410_26015_1509.N1	20-FEB-2007 13:20:23	Dark	42.500	25	35Lam Sco	1.6200	28000.	85	26015	No
160	GOM_NL__2PRFIN20070220_132316_000000392055_00410_26015_1510.N1	20-FEB-2007 13:23:16	Dark	38.500	147	Alp Ara	2.8770	26000.	77	26015	No



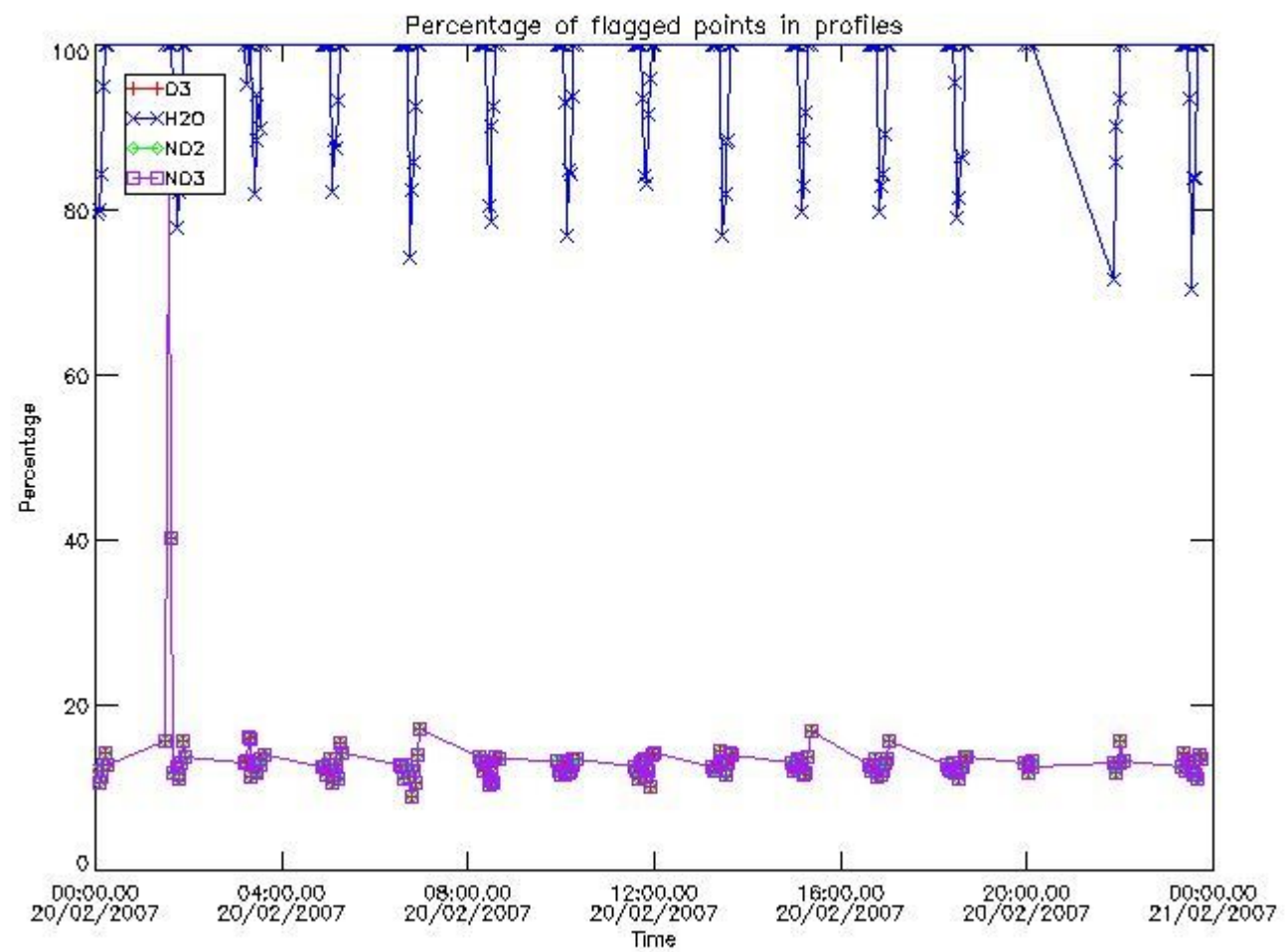
161	GOM_NL__2PRFIN20070220_132439_000000392055_00410_26015_1511.N1	20-FEB-2007 13:24:39	Dark	38.500	141	Bet Ara	2.8400	4600.0	77	26015	No
162	GOM_NL__2PRFIN20070220_132807_000000402055_00411_26016_1512.N1	20-FEB-2007 13:28:07	Dark	39.500	43	Alp TrA	1.9100	4250.0	79	26016	No
163	GOM_NL__2PRFIN20070220_133100_000000452055_00411_26016_1513.N1	20-FEB-2007 13:31:00	Dark	44.500	4	Alp1Cen	-0.010000	5800.0	89	26016	No
164	GOM_NL__2PRFIN20070220_133220_000000432055_00411_26016_1514.N1	20-FEB-2007 13:32:20	Dark	42.500	10	Bet Cen	0.61000	28000.	85	26016	No
165	GOM_NL__2PRFIN20070220_133515_000000402055_00411_26016_1515.N1	20-FEB-2007 13:35:15	Dark	39.500	12	Alp1Cru	0.77500	30000.	79	26016	No
166	GOM_NL__2PRFIN20070220_133725_000000362055_00411_26016_1516.N1	20-FEB-2007 13:37:25	Dark	36.000	124	The Car	2.7640	30000.	72	26016	No
167	GOM_NL__2PRFIN20070220_134104_000000372055_00411_26016_1517.N1	20-FEB-2007 13:41:04	Dark	36.500	91	Kap Vel	2.4900	26000.	73	26016	No
168	GOM_NL__2PRFIN20070220_134423_000000422055_00411_26016_1518.N1	20-FEB-2007 13:44:23	Straylight	42.000	65	Lam Vel	2.2040	4400.0	84	26016	No
169	GOM_NL__2PRFIN20070220_135407_000000522055_00411_26016_1519.N1	20-FEB-2007 13:54:07	Twl_and_stray	52.000	48	30Alp Hya	1.9770	4100.0	104	26016	No
170	GOM_NL__2PRFIN20070220_140501_000000382055_00411_26016_1520.N1	20-FEB-2007 14:05:01	Bright	37.500	17	78Bet Gem	1.1610	4500.0	75	26016	No
171	GOM_NL__2PRFIN20070220_140611_000000372055_00411_26016_1521.N1	20-FEB-2007 14:06:11	Bright	36.500	24	66Alp Gem	1.5800	10200.	73	26016	No
172	GOM_NL__2PRFIN20070220_142216_000000362055_00411_26016_1522.N1	20-FEB-2007 14:22:16	Bright	36.000	49	1Alp UMi	1.9900	6300.0	72	26016	No
173	GOM_NL__2PRFIN20070220_142927_000000362055_00411_26016_1523.N1	20-FEB-2007 14:29:27	Bright	36.000	89	5Alp Cep	2.4510	8000.0	72	26016	No
174	GOM_NL__2PRFIN20070220_143506_000000342055_00411_26016_1524.N1	20-FEB-2007 14:35:06	Bright	33.500	144	18Del Cyg	2.8600	11000.	67	26016	No
175	GOM_NL__2PRFIN20070220_144425_000000362055_00411_26016_1525.N1	20-FEB-2007 14:44:25	Bright	36.000	168	17Zet Aql	2.9860	11000.	72	26016	No
176	GOM_NL__2PRFIN20070220_145401_000000422055_00411_26016_1526.N1	20-FEB-2007 14:54:01	Twilight	41.500	155	41Pi Sgr	2.9000	6600.0	83	26016	No
177	GOM_NL__2PRFIN20070220_145544_000000402055_00411_26016_1527.N1	20-FEB-2007 14:55:44	Dark	39.500	57	34Sig Sgr	2.0660	26000.	79	26016	No
178	GOM_NL__2PRFIN20070220_145837_000000422055_00411_26016_1528.N1	20-FEB-2007 14:58:37	Dark	42.000	38	20Eps Sgr	1.8360	11000.	84	26016	No
179	GOM_NL__2PRFIN20070220_150100_000000412055_00411_26016_1529.N1	20-FEB-2007 15:01:00	Dark	40.500	25	35Lam Sco	1.6200	28000.	81	26016	No
180	GOM_NL__2PRFIN20070220_150353_000000392055_00411_26016_1530.N1	20-FEB-2007 15:03:53	Dark	38.500	147	Alp Ara	2.8770	26000.	77	26016	No
181	GOM_NL__2PRFIN20070220_150516_000000382055_00411_26016_1531.N1	20-FEB-2007 15:05:16	Dark	38.000	141	Bet Ara	2.8400	4600.0	76	26016	No
182	GOM_NL__2PRFIN20070220_150843_000000402055_00412_26017_1571.N1	20-FEB-2007 15:08:43	Dark	40.000	43	Alp TrA	1.9100	4250.0	80	26017	No
183	GOM_NL__2PRFIN20070220_151137_000000442055_00412_26017_1572.N1	20-FEB-2007 15:11:37	Dark	44.000	4	Alp1Cen	-0.010000	5800.0	88	26017	No
184	GOM_NL__2PRFIN20070220_151257_000000442055_00412_26017_1573.N1	20-FEB-2007 15:12:57	Dark	44.000	10	Bet Cen	0.61000	28000.	88	26017	No
185	GOM_NL__2PRFIN20070220_151551_000000432055_00412_26017_1574.N1	20-FEB-2007 15:15:51	Dark	43.000	12	Alp1Cru	0.77500	30000.	86	26017	No
186	GOM_NL__2PRFIN20070220_151802_000000372055_00412_26017_1575.N1	20-FEB-2007 15:18:02	Dark	37.000	124	The Car	2.7640	30000.	74	26017	No
187	GOM_NL__2PRFIN20070220_152141_000000372055_00412_26017_1576.N1	20-FEB-2007 15:21:41	Dark	36.500	91	Kap Vel	2.4900	26000.	73	26017	No
188	GOM_NL__2PRFIN20070220_152459_000000442055_00412_26017_1577.N1	20-FEB-2007 15:24:59	Straylight	44.000	65	Lam Vel	2.2040	4400.0	88	26017	No
189	GOM_NL__2PRFIN20070220_153443_000000472055_00412_26017_1578.N1	20-FEB-2007 15:34:43	Twl_and_stray	46.500	48	30Alp Hya	1.9770	4100.0	93	26017	No
190	GOM_NL__2PRFIN20070220_154537_000000372055_00412_26017_1579.N1	20-FEB-2007 15:45:37	Bright	37.000	17	78Bet Gem	1.1610	4500.0	74	26017	No
191	GOM_NL__2PRFIN20070220_154647_000000372055_00412_26017_1580.N1	20-FEB-2007 15:46:47	Bright	36.500	24	66Alp Gem	1.5800	10200.	73	26017	No
192	GOM_NL__2PRFIN20070220_160252_000000362055_00412_26017_1581.N1	20-FEB-2007 16:02:52	Bright	36.000	49	1Alp UMi	1.9900	6300.0	72	26017	No
193	GOM_NL__2PRFIN20070220_161003_000000352055_00412_26017_1582.N1	20-FEB-2007 16:10:03	Bright	35.000	89	5Alp Cep	2.4510	8000.0	70	26017	No
194	GOM_NL__2PRFIN20070220_161542_000000332055_00412_26017_1583.N1	20-FEB-2007 16:15:42	Bright	33.000	144	18Del Cyg	2.8600	11000.	66	26017	No
195	GOM_NL__2PRFIN20070220_162501_000000362055_00412_26017_1584.N1	20-FEB-2007 16:25:01	Bright	36.000	168	17Zet Aql	2.9860	11000.	72	26017	No
196	GOM_NL__2PRFIN20070220_163438_000000412055_00412_26017_1585.N1	20-FEB-2007 16:34:38	Twilight	41.000	155	41Pi Sgr	2.9000	6600.0	82	26017	No
197	GOM_NL__2PRFIN20070220_163620_000000402055_00412_26017_1586.N1	20-FEB-2007 16:36:20	Dark	40.000	57	34Sig Sgr	2.0660	26000.	80	26017	No
198	GOM_NL__2PRFIN20070220_163913_000000422055_00412_26017_1587.N1	20-FEB-2007 16:39:13	Dark	42.000	38	20Eps Sgr	1.8360	11000.	84	26017	No
199	GOM_NL__2PRFIN20070220_164137_000000412055_00412_26017_1588.N1	20-FEB-2007 16:41:37	Dark	40.500	25	35Lam Sco	1.6200	28000.	81	26017	No
200	GOM_NL__2PRFIN20070220_164429_000000382055_00412_26017_1589.N1	20-FEB-2007 16:44:29	Dark	38.000	147	Alp Ara	2.8770	26000.	76	26017	No
201	GOM_NL__2PRFIN20070220_164552_000000452055_00412_26017_1590.N1	20-FEB-2007 16:45:52	Dark	45.000	141	Bet Ara	2.8400	4600.0	90	26017	No
202	GOM_NL__2PRFIN20070220_164919_000000402055_00413_26018_1618.N1	20-FEB-2007 16:49:19	Dark	40.000	43	Alp TrA	1.9100	4250.0	80	26018	No
203	GOM_NL__2PRFIN20070220_165213_000000452055_00413_26018_1619.N1	20-FEB-2007 16:52:13	Dark	44.500	4	Alp1Cen	-0.010000	5800.0	89	26018	No
204	GOM_NL__2PRFIN20070220_165333_000000422055_00413_26018_1620.N1	20-FEB-2007 16:53:33	Dark	42.000	10	Bet Cen	0.61000	28000.	84	26018	No
205	GOM_NL__2PRFIN20070220_165628_000000472055_00413_26018_1621.N1	20-FEB-2007 16:56:28	Dark	47.000	12	Alp1Cru	0.77500	30000.	94	26018	No
206	GOM_NL__2PRFIN20070220_165838_000000382055_00413_26018_1622.N1	20-FEB-2007 16:58:38	Dark	37.500	124	The Car	2.7640	30000.	75	26018	No
207	GOM_NL__2PRFIN20070220_170217_000000362055_00413_26018_1623.N1	20-FEB-2007 17:02:17	Dark	36.000	91	Kap Vel	2.4900	26000.	72	26018	No
208	GOM_NL__2PRFIN20070220_170535_000000412055_00413_26018_1624.N1	20-FEB-2007 17:05:35	Straylight	41.000	65	Lam Vel	2.2040	4400.0	82	26018	No
209	GOM_NL__2PRFIN20070220_171519_000000472055_00413_26018_1625.N1	20-FEB-2007 17:15:19	Twl_and_stray	47.000	48	30Alp Hya	1.9770	4100.0	94	26018	No
210	GOM_NL__2PRFIN20070220_172613_000000382055_00413_26018_1626.N1	20-FEB-2007 17:26:13	Bright	37.500	17	78Bet Gem	1.1610	4500.0	75	26018	No
211	GOM_NL__2PRFIN20070220_172723_000000372055_00413_26018_1627.N1	20-FEB-2007 17:27:23	Bright	36.500	24	66Alp Gem	1.5800	10200.	73	26018	No
212	GOM_NL__2PRFIN20070220_174328_000000362055_00413_26018_1628.N1	20-FEB-2007 17:43:28	Bright	36.000	49	1Alp UMi	1.9900	6300.0	72	26018	No
213	GOM_NL__2PRFIN20070220_175039_000000522055_00413_26018_1629.N1	20-FEB-2007 17:50:39	Bright	52.000	89	5Alp Cep	2.4510	8000.0	104	26018	No
214	GOM_NL__2PRFIN20070220_175618_000000342055_00413_26018_1630.N1	20-FEB-2007 17:56:18	Bright	34.000	144	18Del Cyg	2.8600	11000.	68	26018	No
215	GOM_NL__2PRFIN20070220_180538_000000362055_00413_26018_1631.N1	20-FEB-2007 18:05:38	Bright	35.500	168	17Zet Aql	2.9860	11000.	71	26018	No
216	GOM_NL__2PRFIN20070220_181514_000000402055_00413_26018_1632.N1	20-FEB-2007 18:15:14	Twilight	39.500	155	41Pi Sgr	2.9000	6600.0	79	26018	No
217	GOM_NL__2PRFIN20070220_181656_000000402055_00413_26018_1633.N1	20-FEB-2007 18:16:56	Dark	40.000	57	34Sig Sgr	2.0660	26000.	80	26018	No
218	GOM_NL__2PRFIN20070220_181950_000000422055_00413_26018_1634.N1	20-FEB-2007 18:19:50	Dark	41.500	38	20Eps Sgr	1.8360	11000.	83	26018	No
219	GOM_NL__2PRFIN20070220_182213_000000432055_00413_26018_1635.N1	20-FEB-2007 18:22:13	Dark	42.500	25	35Lam Sco	1.6200	28000.	85	26018	No

220	GOM_NL__2PRFIN20070220_182506_000000402055_00413_26018_1636.N1	20-FEB-2007 18:25:06	Dark	39.500	147	Alp Ara	2.8770	26000.	79	26018	No
221	GOM_NL__2PRFIN20070220_182629_000000442055_00413_26018_1637.N1	20-FEB-2007 18:26:29	Dark	43.500	141	Bet Ara	2.8400	4600.0	87	26018	No
222	GOM_NL__2PRFIN20070220_182956_000000442055_00414_26019_1658.N1	20-FEB-2007 18:29:56	Dark	43.500	43	Alp TrA	1.9100	4250.0	87	26019	No
223	GOM_NL__2PRFIN20070220_183250_000000462055_00414_26019_1659.N1	20-FEB-2007 18:32:50	Dark	46.000	4	Alp1Cen	-0.010000	5800.0	92	26019	No
224	GOM_NL__2PRFIN20070220_183410_000000412055_00414_26019_1660.N1	20-FEB-2007 18:34:10	Dark	41.000	10	Bet Cen	0.61000	28000.	82	26019	No
225	GOM_NL__2PRFIN20070220_183704_000000412055_00414_26019_1661.N1	20-FEB-2007 18:37:04	Dark	40.500	12	Alp1Cru	0.77500	30000.	81	26019	No
226	GOM_NL__2PRFIN20070220_183914_000000372055_00414_26019_1662.N1	20-FEB-2007 18:39:14	Dark	37.000	124	The Car	2.7640	30000.	74	26019	No
227	GOM_NL__2PRFIN20070220_184253_000000372055_00414_26019_1663.N1	20-FEB-2007 18:42:53	Dark	37.000	91	Kap Vel	2.4900	26000.	74	26019	No
228	GOM_NL__2PRFIN20070220_184611_000000452055_00414_26019_1664.N1	20-FEB-2007 18:46:11	Straylight	44.500	65	Lam Vel	2.2040	4400.0	89	26019	No
229	GOM_NL__2PRFIN20070220_185556_000000462055_00414_26019_1665.N1	20-FEB-2007 18:55:56	Tw_i_and_stray	45.500	48	30Alp Hya	1.9770	4100.0	91	26019	No
230	GOM_NL__2PRFIN20070220_190649_000000392055_00414_26019_1666.N1	20-FEB-2007 19:06:49	Bright	38.500	17	78Bet Gem	1.1610	4500.0	77	26019	No
231	GOM_NL__2PRFIN20070220_190800_000000372055_00414_26019_1667.N1	20-FEB-2007 19:08:00	Bright	36.500	24	66Alp Gem	1.5800	10200.	73	26019	No
232	GOM_NL__2PRFIN20070220_192404_000000352055_00414_26019_1668.N1	20-FEB-2007 19:24:04	Bright	35.000	49	1Alp UMi	1.9900	6300.0	70	26019	No
233	GOM_NL__2PRFIN20070220_193115_000000522055_00414_26019_1669.N1	20-FEB-2007 19:31:15	Bright	52.000	89	5Alp Cep	2.4510	8000.0	104	26019	No
234	GOM_NL__2PRFIN20070220_193654_000000342055_00414_26019_1670.N1	20-FEB-2007 19:36:54	Bright	34.000	144	18Del Cyg	2.8600	11000.	68	26019	No
235	GOM_NL__2PRFIN20070220_194614_000000362055_00414_26019_1671.N1	20-FEB-2007 19:46:14	Bright	36.000	168	17Zet Aql	2.9860	11000.	72	26019	No
236	GOM_NL__2PRFIN20070220_195550_000000402055_00414_26019_1672.N1	20-FEB-2007 19:55:50	Twilight	40.000	155	41Pi Sgr	2.9000	6600.0	80	26019	No
237	GOM_NL__2PRFIN20070220_195733_000000392055_00414_26019_1673.N1	20-FEB-2007 19:57:33	Dark	39.000	57	34Sig Sgr	2.0660	26000.	78	26019	No
238	GOM_NL__2PRFIN20070220_200026_000000402055_00414_26019_1674.N1	20-FEB-2007 20:00:26	Dark	40.000	38	20Eps Sgr	1.8360	11000.	80	26019	No
239	GOM_NL__2PRFIN20070220_200250_000000442055_00414_26019_1675.N1	20-FEB-2007 20:02:50	Dark	43.500	25	35Lam Sco	1.6200	28000.	87	26019	No
240	GOM_NL__2PRFIN20070220_200542_000000392055_00414_26019_1676.N1	20-FEB-2007 20:05:42	Dark	38.500	147	Alp Ara	2.8770	26000.	77	26019	No
241	GOM_NL__2PRFIN20070220_200705_000000412055_00414_26019_1677.N1	20-FEB-2007 20:07:05	Dark	40.500	141	Bet Ara	2.8400	4600.0	81	26019	No
242	GOM_NL__2PRFIN20070220_215108_000000392055_00416_26021_1708.N1	20-FEB-2007 21:51:08	Dark	39.000	43	Alp TrA	1.9100	4250.0	78	26021	No
243	GOM_NL__2PRFIN20070220_215403_000000432055_00416_26021_1709.N1	20-FEB-2007 21:54:03	Dark	43.000	4	Alp1Cen	-0.010000	5800.0	86	26021	No
244	GOM_NL__2PRFIN20070220_215523_000000412055_00416_26021_1710.N1	20-FEB-2007 21:55:23	Dark	41.000	10	Bet Cen	0.61000	28000.	82	26021	No
245	GOM_NL__2PRFIN20070220_215817_000000392055_00416_26021_1711.N1	20-FEB-2007 21:58:17	Dark	39.000	12	Alp1Cru	0.77500	30000.	78	26021	No
246	GOM_NL__2PRFIN20070220_220026_000000362055_00416_26021_1712.N1	20-FEB-2007 22:00:26	Dark	36.000	124	The Car	2.7640	30000.	72	26021	No
247	GOM_NL__2PRFIN20070220_220405_000000392055_00416_26021_1713.N1	20-FEB-2007 22:04:05	Dark	38.500	91	Kap Vel	2.4900	26000.	77	26021	No
248	GOM_NL__2PRFIN20070220_220724_000000432055_00416_26021_1714.N1	20-FEB-2007 22:07:24	Straylight	43.000	65	Lam Vel	2.2040	4400.0	86	26021	No
249	GOM_NL__2PRFIN20070220_221707_000000452055_00416_26021_1715.N1	20-FEB-2007 22:17:07	Tw_i_and_stray	44.500	48	30Alp Hya	1.9770	4100.0	89	26021	No
250	GOM_NL__2PRFIN20070220_222801_000000392055_00416_26021_1716.N1	20-FEB-2007 22:28:01	Bright	38.500	17	78Bet Gem	1.1610	4500.0	77	26021	No
251	GOM_NL__2PRFIN20070220_222912_000000352055_00416_26021_1717.N1	20-FEB-2007 22:29:12	Bright	35.000	24	66Alp Gem	1.5800	10200.	70	26021	No
252	GOM_NL__2PRFIN20070220_224516_000000362055_00416_26021_1718.N1	20-FEB-2007 22:45:16	Bright	36.000	49	1Alp UMi	1.9900	6300.0	72	26021	No
253	GOM_NL__2PRFIN20070220_225228_000000362055_00416_26021_1719.N1	20-FEB-2007 22:52:28	Bright	35.500	89	5Alp Cep	2.4510	8000.0	71	26021	No
254	GOM_NL__2PRFIN20070220_225734_000000272055_00416_26021_1720.N1	20-FEB-2007 22:57:34	Bright	27.000	19	50Alp Cyg	1.2460	10500.	54	26021	No
255	GOM_NL__2PRFIN20070220_225909_000000352055_00416_26021_1721.N1	20-FEB-2007 22:59:09	Bright	34.500	66	37Gam Cyg	2.2080	5900.0	69	26021	No
256	GOM_NL__2PRFIN20070220_230726_000000372055_00416_26021_1722.N1	20-FEB-2007 23:07:26	Bright	36.500	168	17Zet Aql	2.9860	11000.	73	26021	No
257	GOM_NL__2PRFIN20070220_231703_000000392055_00416_26021_1723.N1	20-FEB-2007 23:17:03	Twilight	39.000	155	41Pi Sgr	2.9000	6600.0	78	26021	No
258	GOM_NL__2PRFIN20070220_231845_000000412055_00416_26021_1724.N1	20-FEB-2007 23:18:45	Dark	40.500	57	34Sig Sgr	2.0660	26000.	81	26021	No
259	GOM_NL__2PRFIN20070220_232139_000000402055_00416_26021_1725.N1	20-FEB-2007 23:21:39	Dark	39.500	38	20Eps Sgr	1.8360	11000.	79	26021	No
260	GOM_NL__2PRFIN20070220_232403_000000422055_00416_26021_1726.N1	20-FEB-2007 23:24:03	Dark	42.000	25	35Lam Sco	1.6200	28000.	84	26021	No
261	GOM_NL__2PRFIN20070220_232655_000000392055_00416_26021_1727.N1	20-FEB-2007 23:26:55	Dark	38.500	147	Alp Ara	2.8770	26000.	77	26021	No
262	GOM_NL__2PRFIN20070220_232818_000000392055_00416_26021_1728.N1	20-FEB-2007 23:28:18	Dark	39.000	141	Bet Ara	2.8400	4600.0	78	26021	No
263	GOM_NL__2PRFIN20070220_233144_000000432055_00417_26022_1713.N1	20-FEB-2007 23:31:44	Dark	42.500	43	Alp TrA	1.9100	4250.0	85	26022	No
264	GOM_NL__2PRFIN20070220_233439_000000442055_00417_26022_1714.N1	20-FEB-2007 23:34:39	Dark	44.000	4	Alp1Cen	-0.010000	5800.0	88	26022	No
265	GOM_NL__2PRFIN20070220_233559_000000442055_00417_26022_1715.N1	20-FEB-2007 23:35:59	Dark	44.000	10	Bet Cen	0.61000	28000.	88	26022	No
266	GOM_NL__2PRFIN20070220_233853_000000462055_00417_26022_1716.N1	20-FEB-2007 23:38:53	Dark	45.500	12	Alp1Cru	0.77500	30000.	91	26022	No
267	GOM_NL__2PRFIN20070220_234103_000000372055_00417_26022_1717.N1	20-FEB-2007 23:41:03	Dark	36.500	124	The Car	2.7640	30000.	73	26022	No
268	GOM_NL__2PRFIN20070220_234441_000000382055_00417_26022_1718.N1	20-FEB-2007 23:44:41	Dark	37.500	91	Kap Vel	2.4900	26000.	75	26022	No
269	GOM_NL__2PRFIN20070220_234800_000000442055_00417_26022_1719.N1	20-FEB-2007 23:48:00	Straylight	43.500	65	Lam Vel	2.2040	4400.0	87	26022	No
270	GOM_NL__2PRFIN20070220_235743_000000452055_00417_26022_1720.N1	20-FEB-2007 23:57:43	Tw_i_and_stray	45.000	48	30Alp Hya	1.9770	4100.0	90	26022	No

### 3. Quality information per product

In this section it is plotted some information contained in the Quality Summary data set of the level 2 products. Only products in dark limb conditions and without errors (error flag in the MPH set to "0") are used.

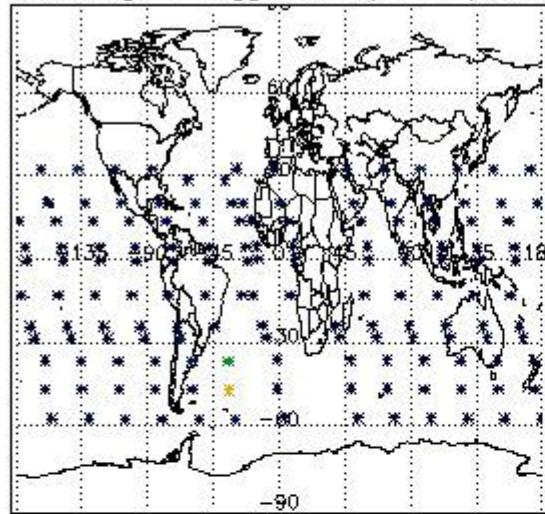
3.1 Plot quality information per product (time dependant)



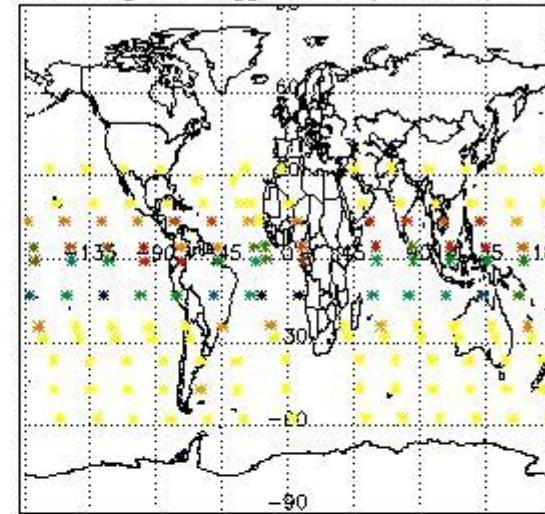
3.2 Plot quality information per product (world map)



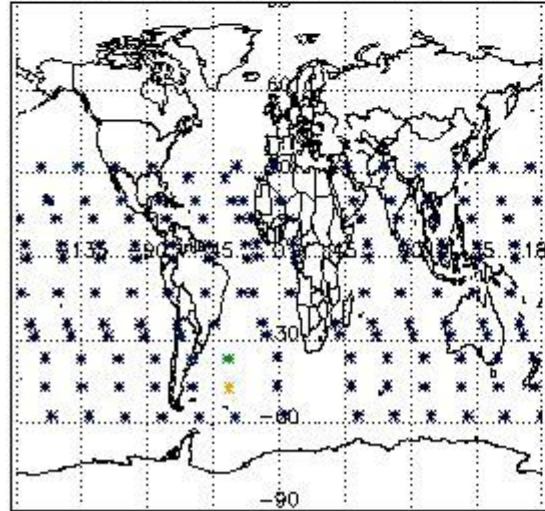
Percentage of flagged data per O3 profile



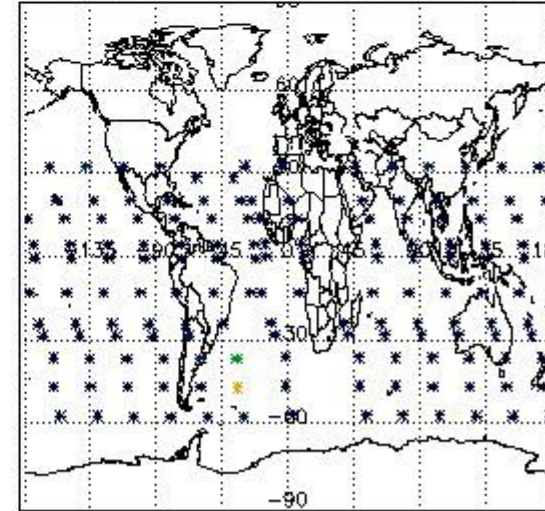
Percentage of flagged data per H2O profile



Percentage of flagged data per NO2 profile



Percentage of flagged data per NO3 profile



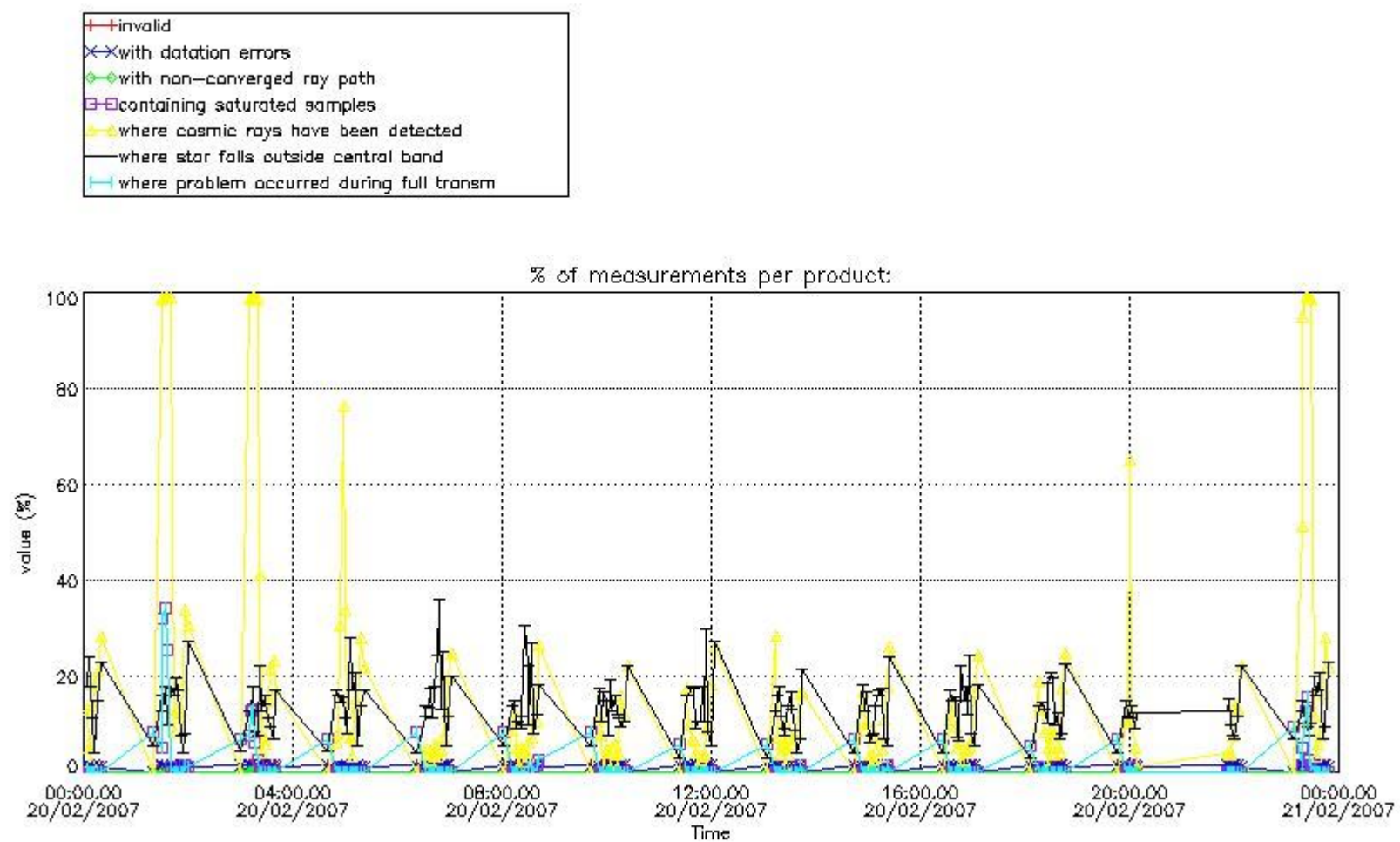
#### 4. Level 1 quality information per product

In this section it is plotted some information contained in the Quality Summary data set of the level 2 products that comes from the level 1b processing. Products without errors (error flag in the MPH set to "0") are used.

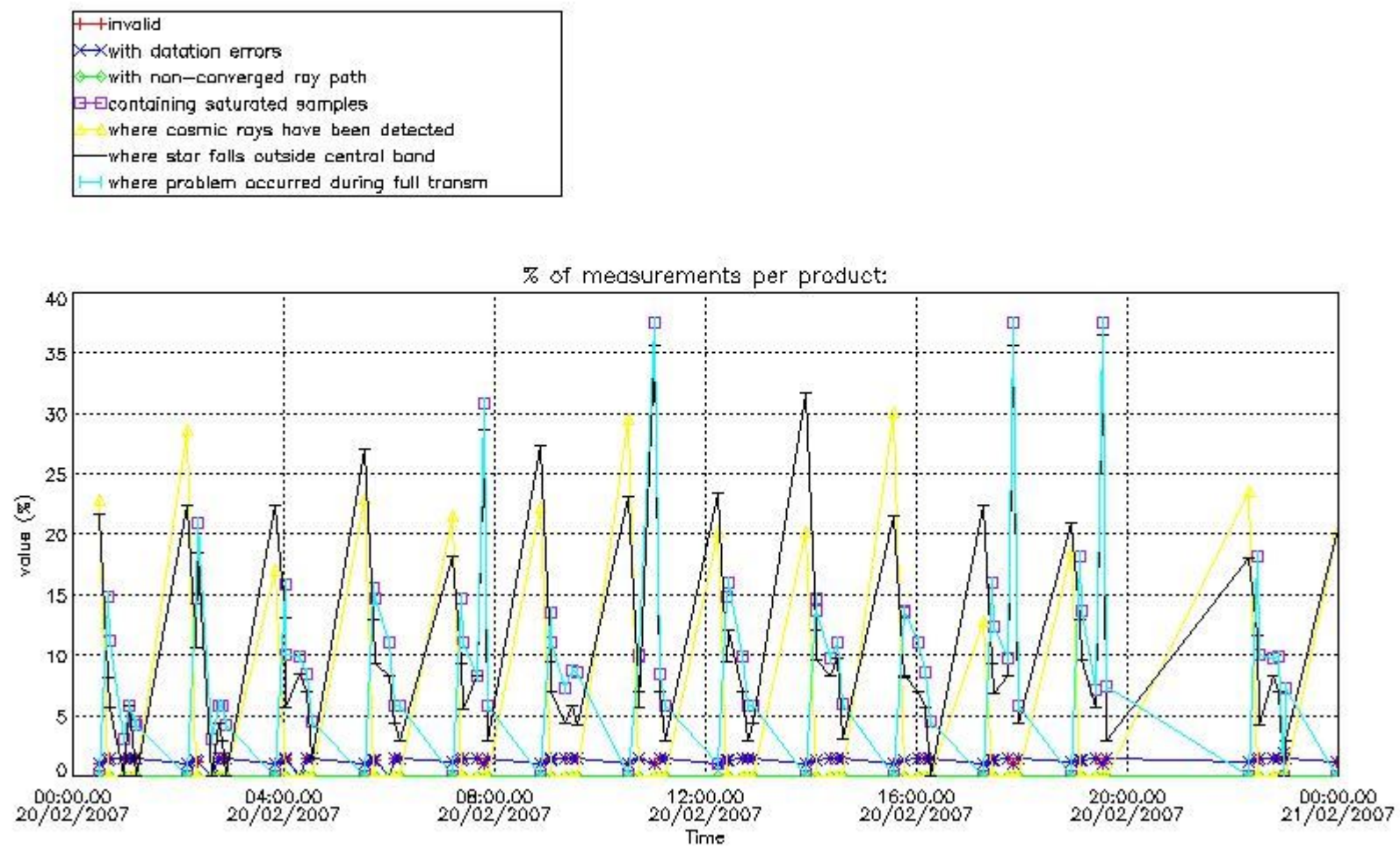
##### 4.1 Plot quality information per product (time dependant) coming from level 1b processing

###### 4.1.1 Plot level 1 quality information per product (time dependant): ENVISAT ASCENDING passes





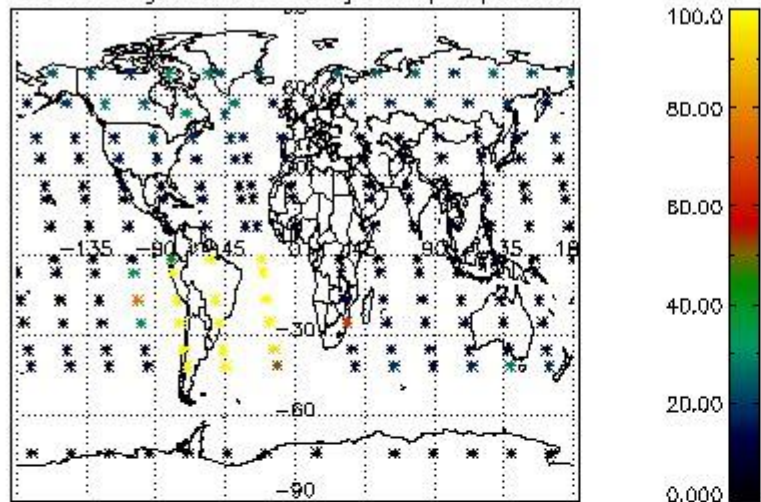
4.1.2 Plot level 1 quality information per product (time dependant): ENVI SAT DESCENDING passes



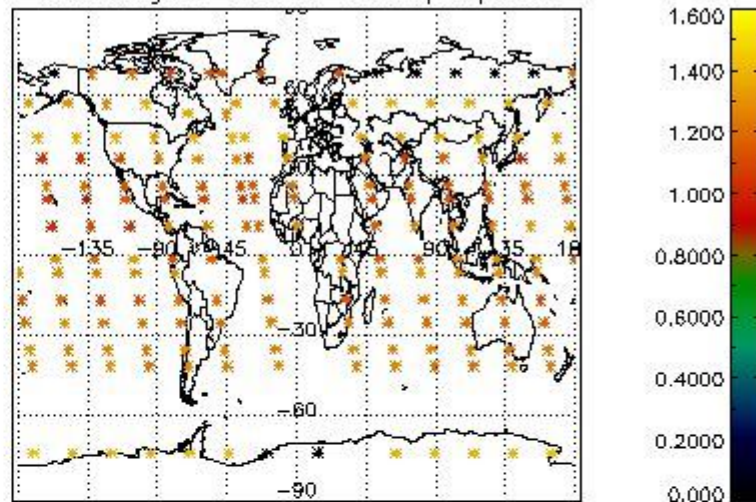
4.2 Plot quality information per product coming from level 1b processing (world map)

4.2.1 Plot level 1 quality information per product (world map): ENVISAT ASCENDING passes

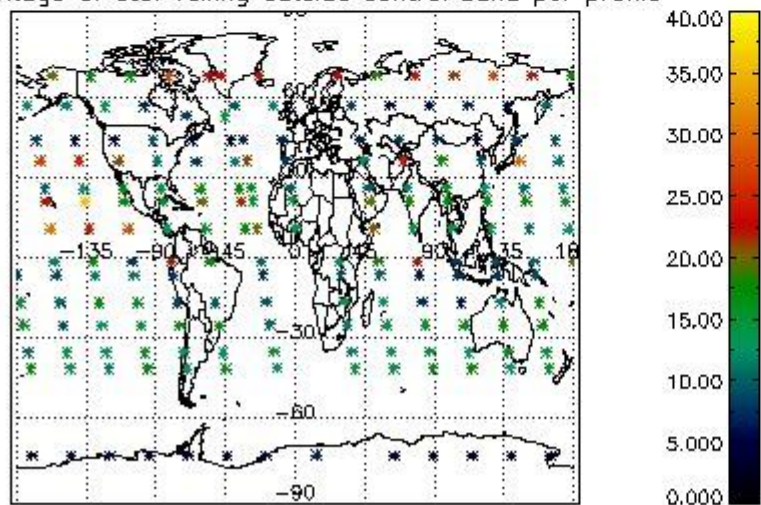
Percentage of cosmic ray hits per profile



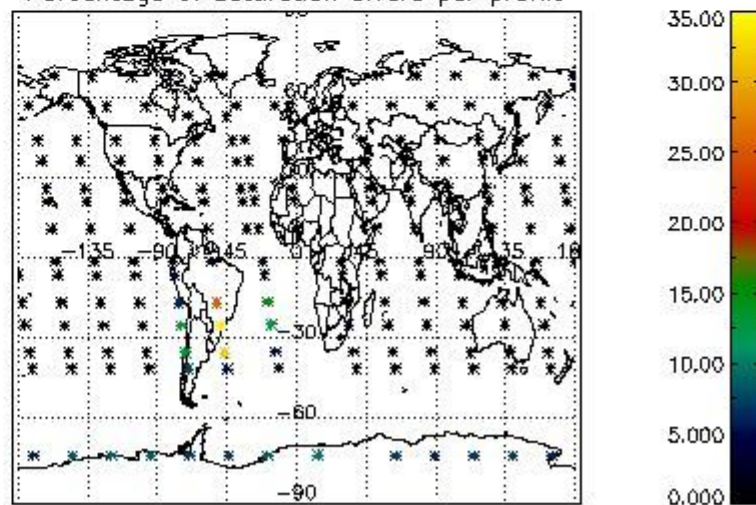
Percentage of datation errors per profile



Percentage of star falling outside central band per profile

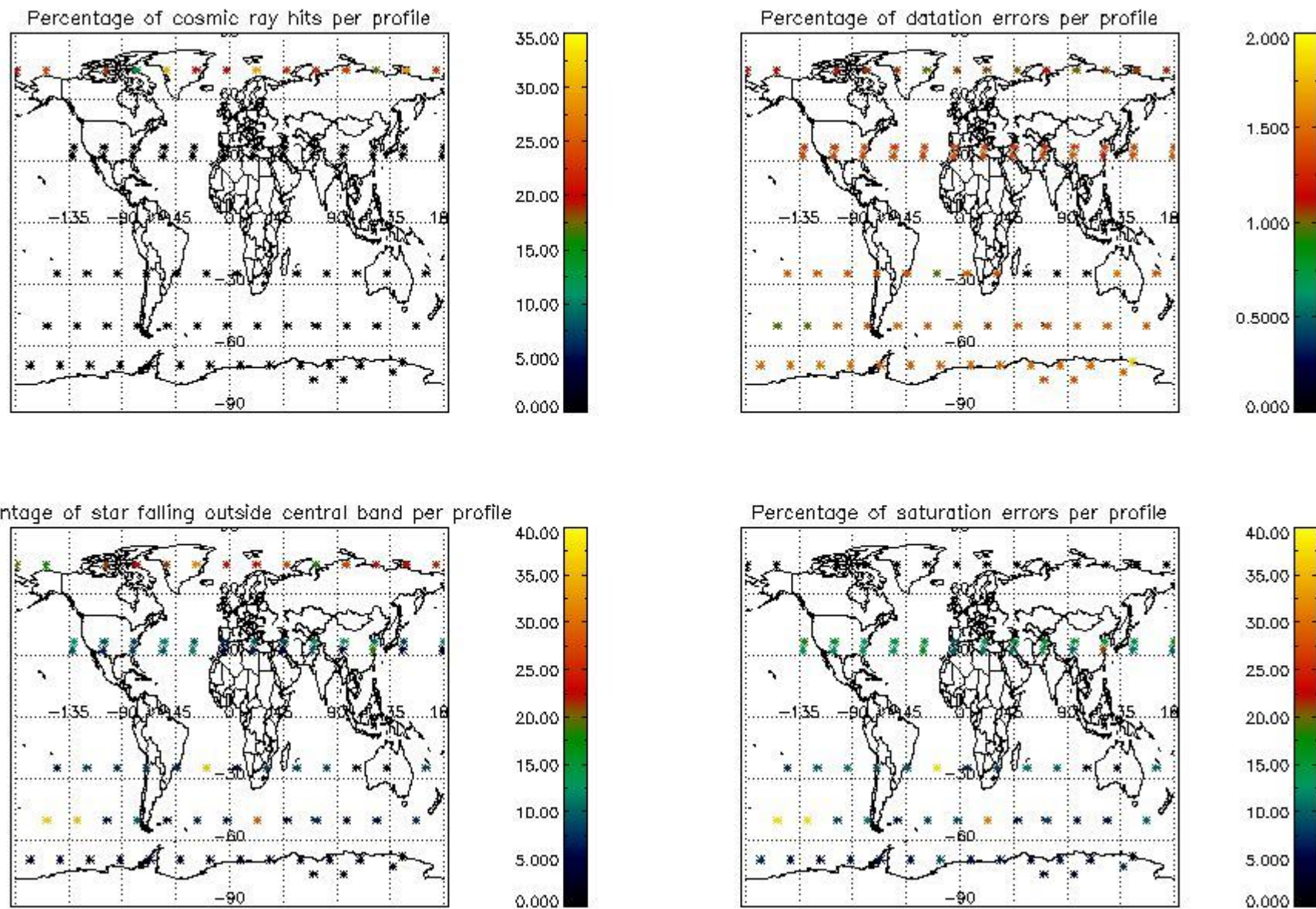


Percentage of saturation errors per profile



4.2.2 Plot level 1 quality information per product (world map): ENVISAT DESCENDING passes





## 5. Trace gas profiles

### 5.1 Ozone statistics based on quality of products

The final quality of the products can be "measured" using the STD (Standard Deviation) attached to every point profile. This information is written to the parameter GOM\_NL\_\_2P/NL\_LOCAL\_SPECIES\_DENSITY/o3\_std of the level 2 products. The table below shows the statistics for given STD ranges.

The statistics are given with respect to the overall valid production:

- Products without fatal errors: GOM\_NL\_\_2P/MPH/PRODUCT\_ERR=0
- Valid point profile: GOM\_NL\_\_2P/NL\_LOCAL\_SPECIES\_DENSITY/pcd(0)=0

The 'Criteria' is applied to valid points of dark limb products:

- Products in dark limb illumination condition: GOM\_NL\_\_2P/NL\_SUMMARY\_QUALITY/obs\_ill\_cond=0
- Products without fatal errors: GOM\_NL\_\_2P/MPH/PRODUCT\_ERR=0
- Valid point profile: GOM\_NL\_\_2P/NL\_LOCAL\_SPECIES\_DENSITY/pcd(0)=0

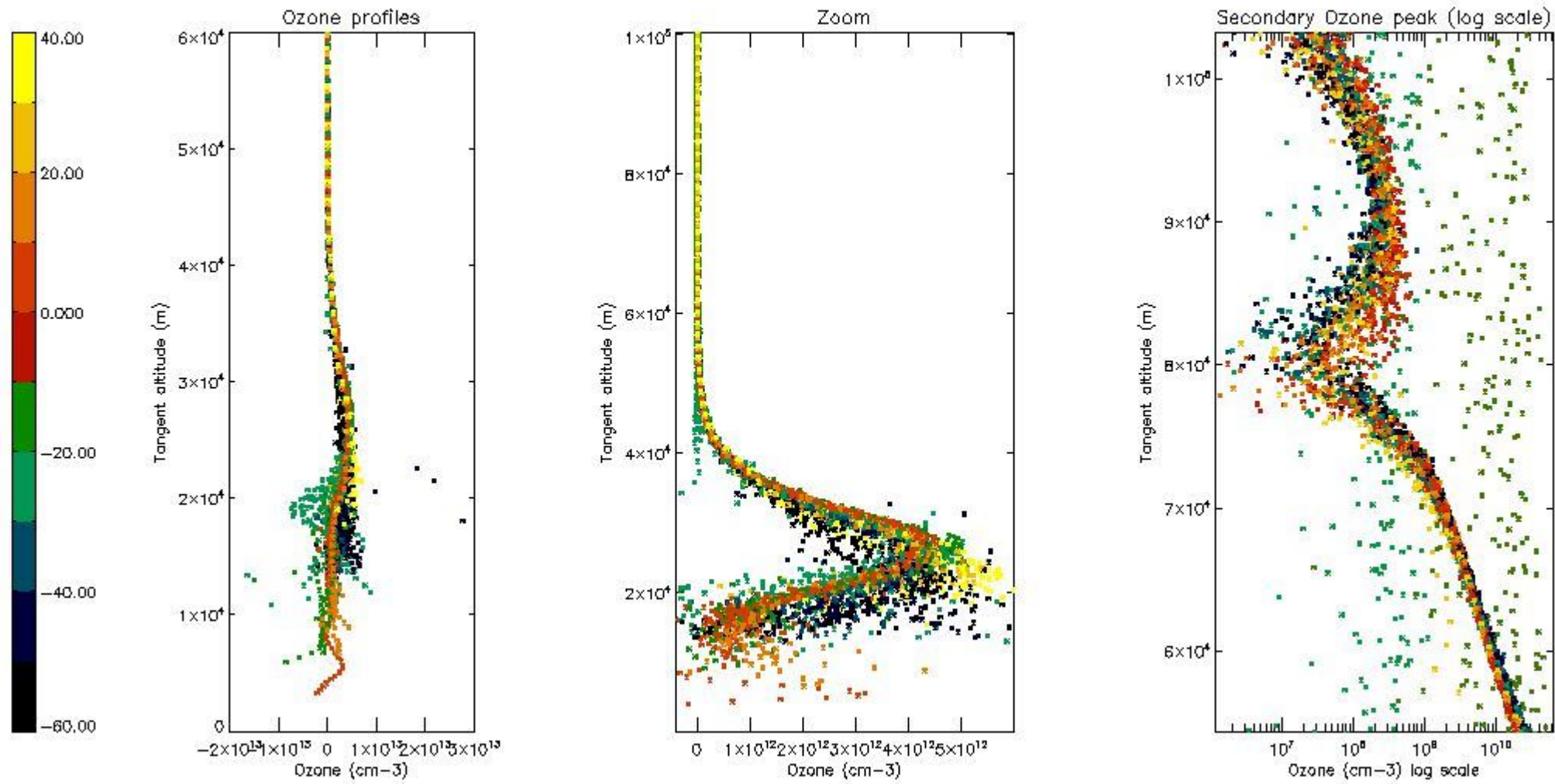
So, the table below shows the percentage of dark limb and valid observations for each criteria with respect to the overall valid daily observations.

Criteria	% of total production
All STD	57
STD < 20	34

STD < 10	28
STD < 5	21

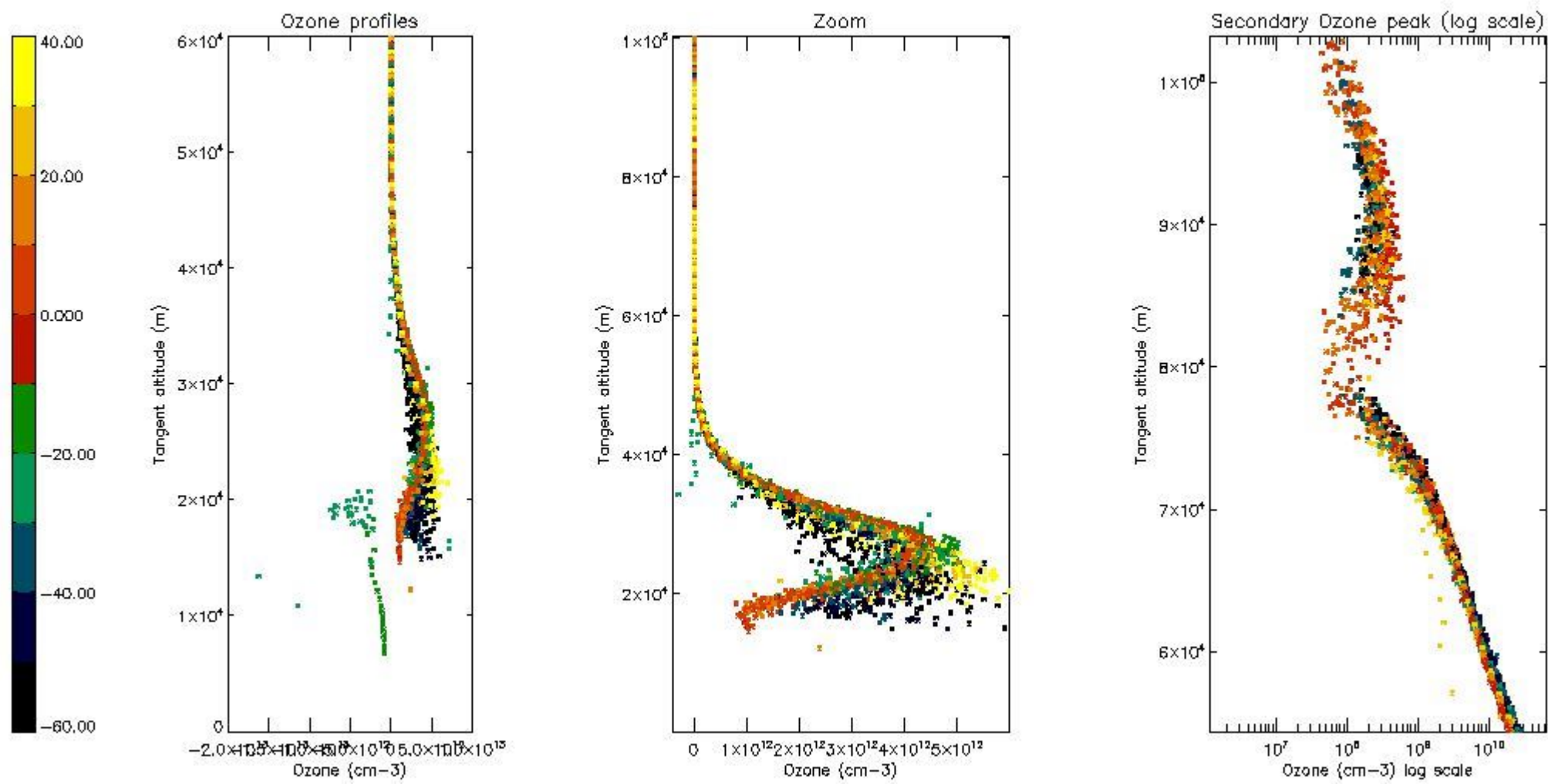
5.2 Plot ozone profiles for all STD (dark without errors)

The colorbar represents the latitude.



5.3 Plot ozone profiles where STD < 20% (dark without errors)

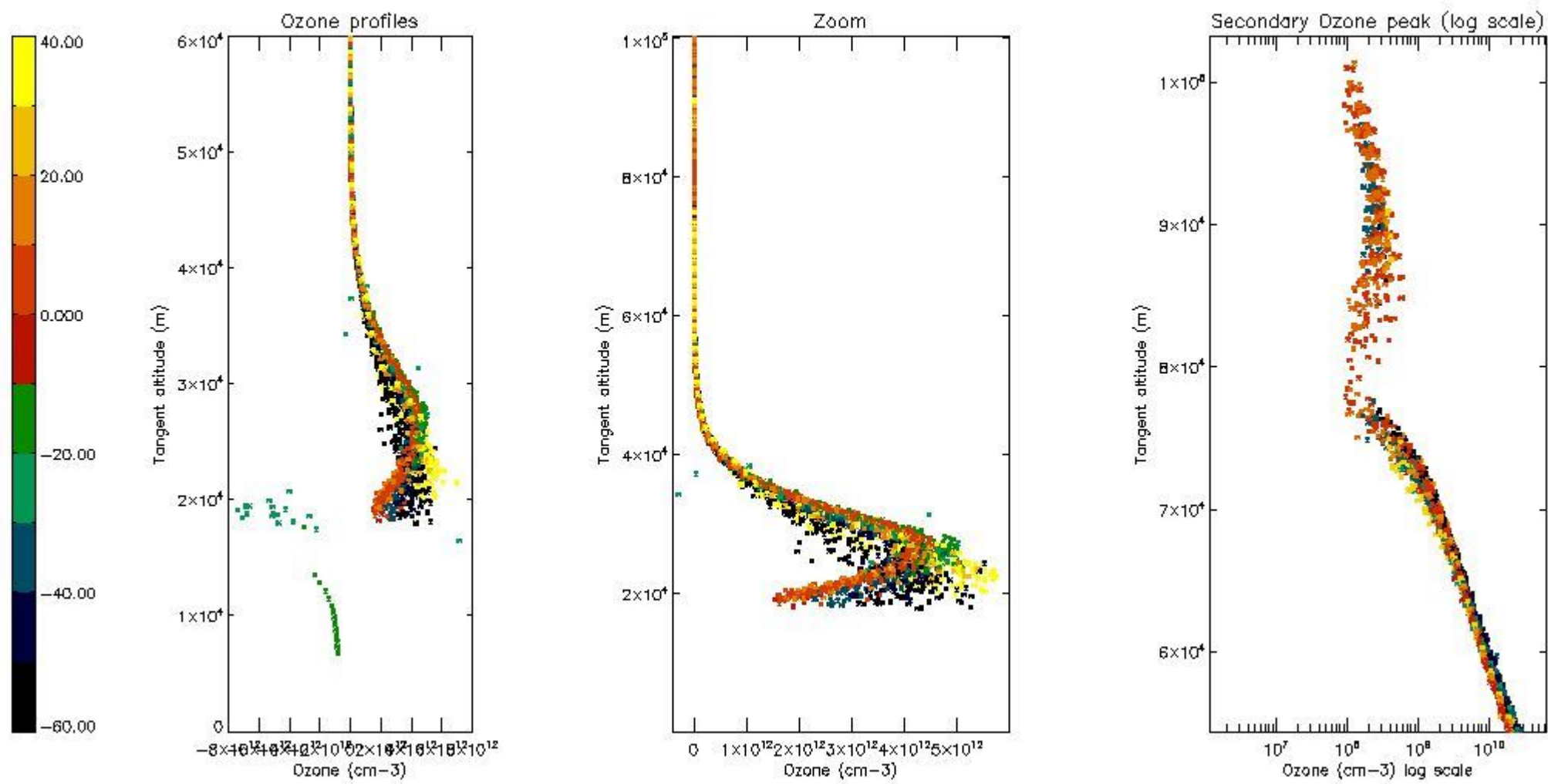
The colorbar represents the latitude.



*5.4 Plot ozone profiles where  $STD < 10\%$  (dark without errors)*

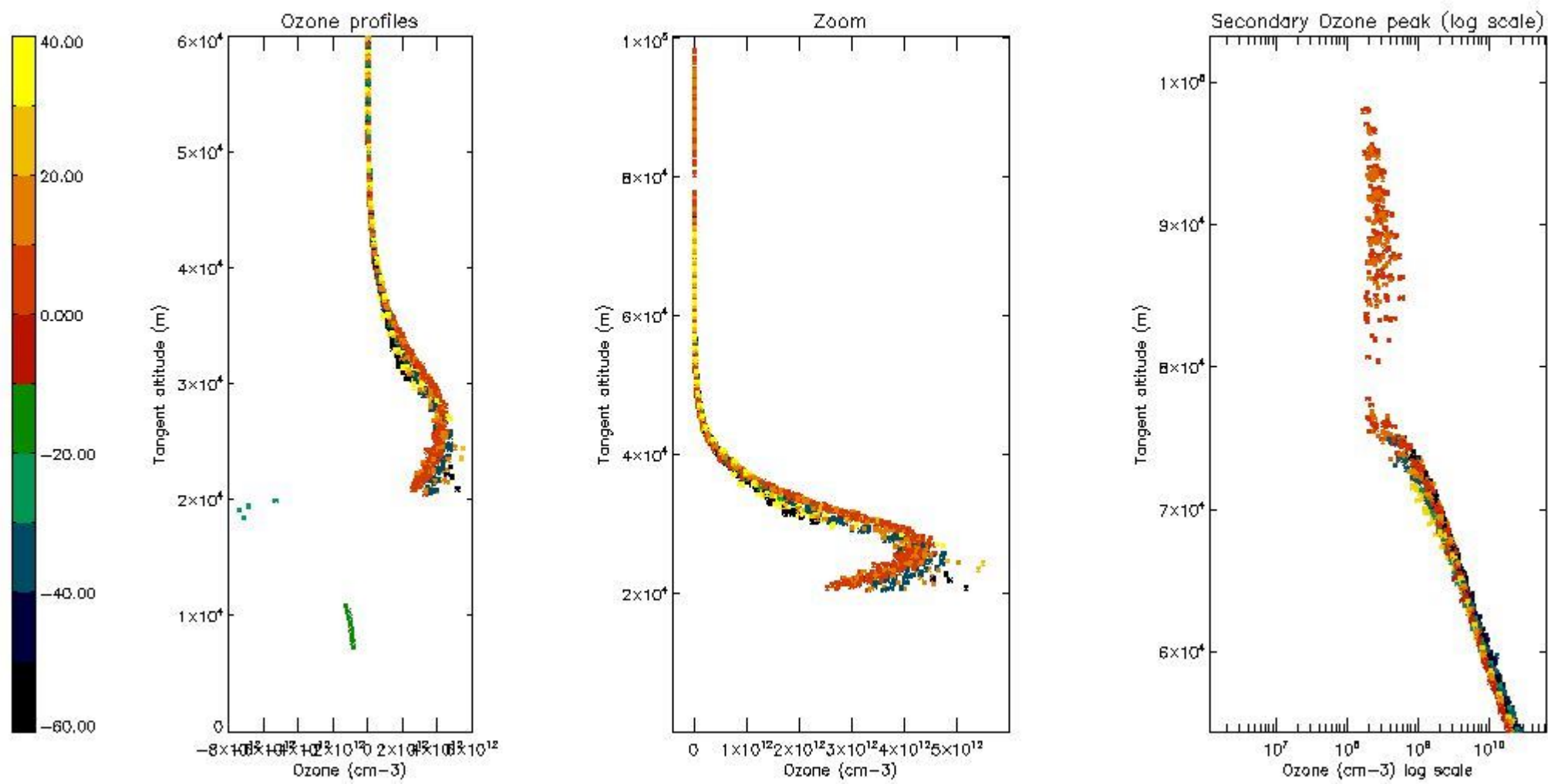
The colorbar represents the latitude.





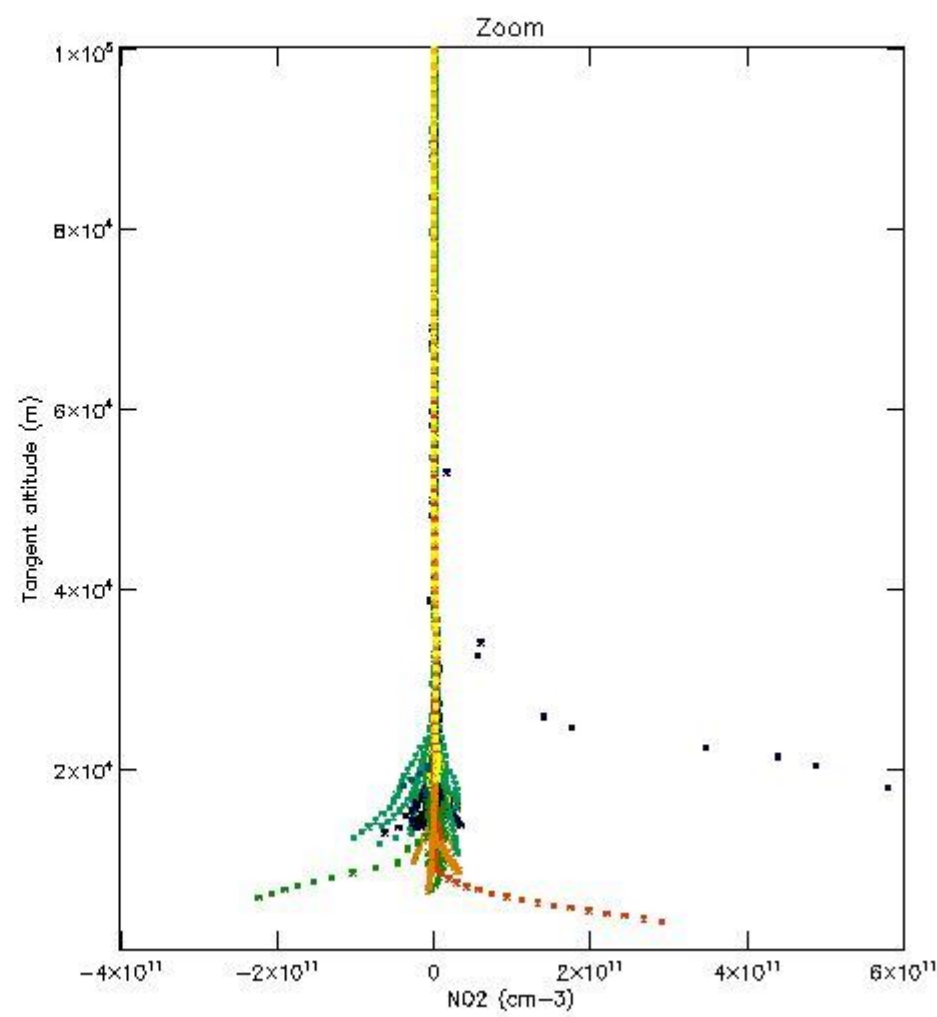
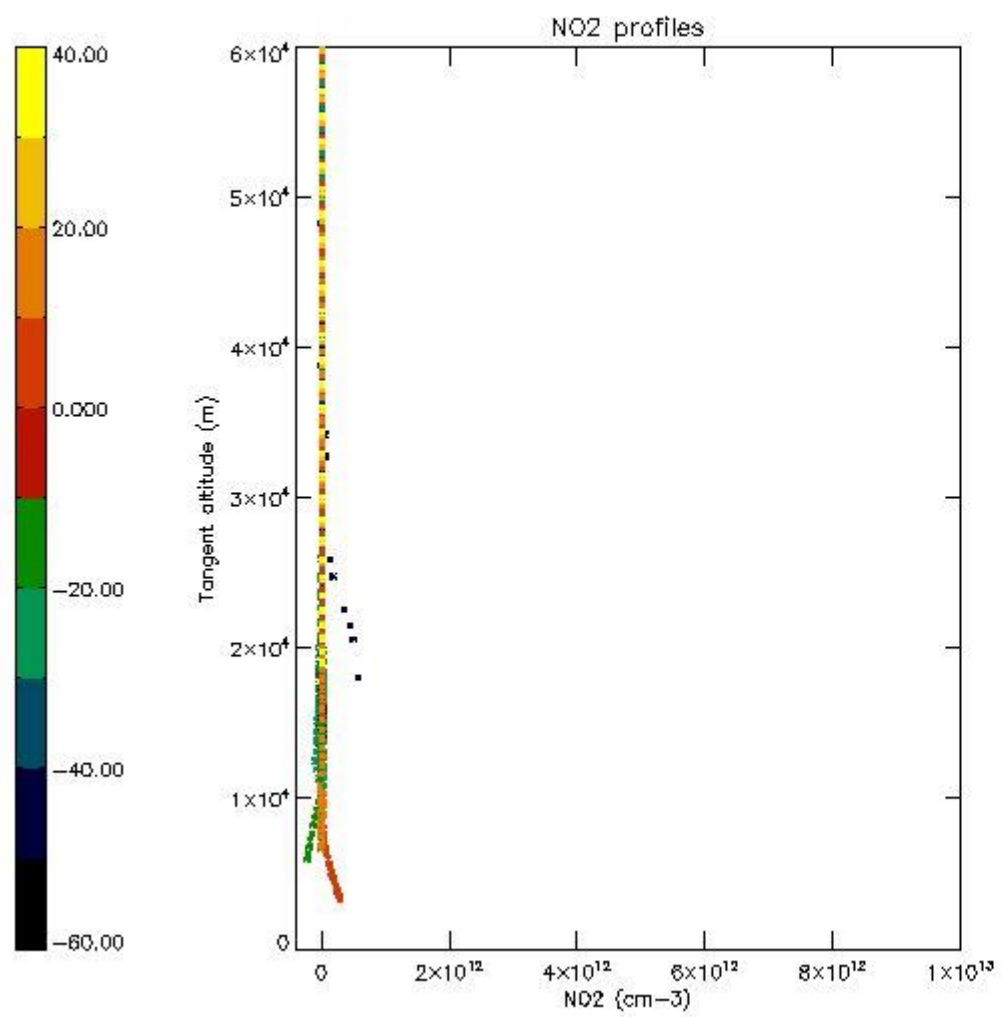
*5.5 Plot ozone profiles where STD < 5% (dark without errors)*

The colorbar represents the latitude.



*5.6 Plot NO<sub>2</sub> profiles for all STD (dark without errors)*

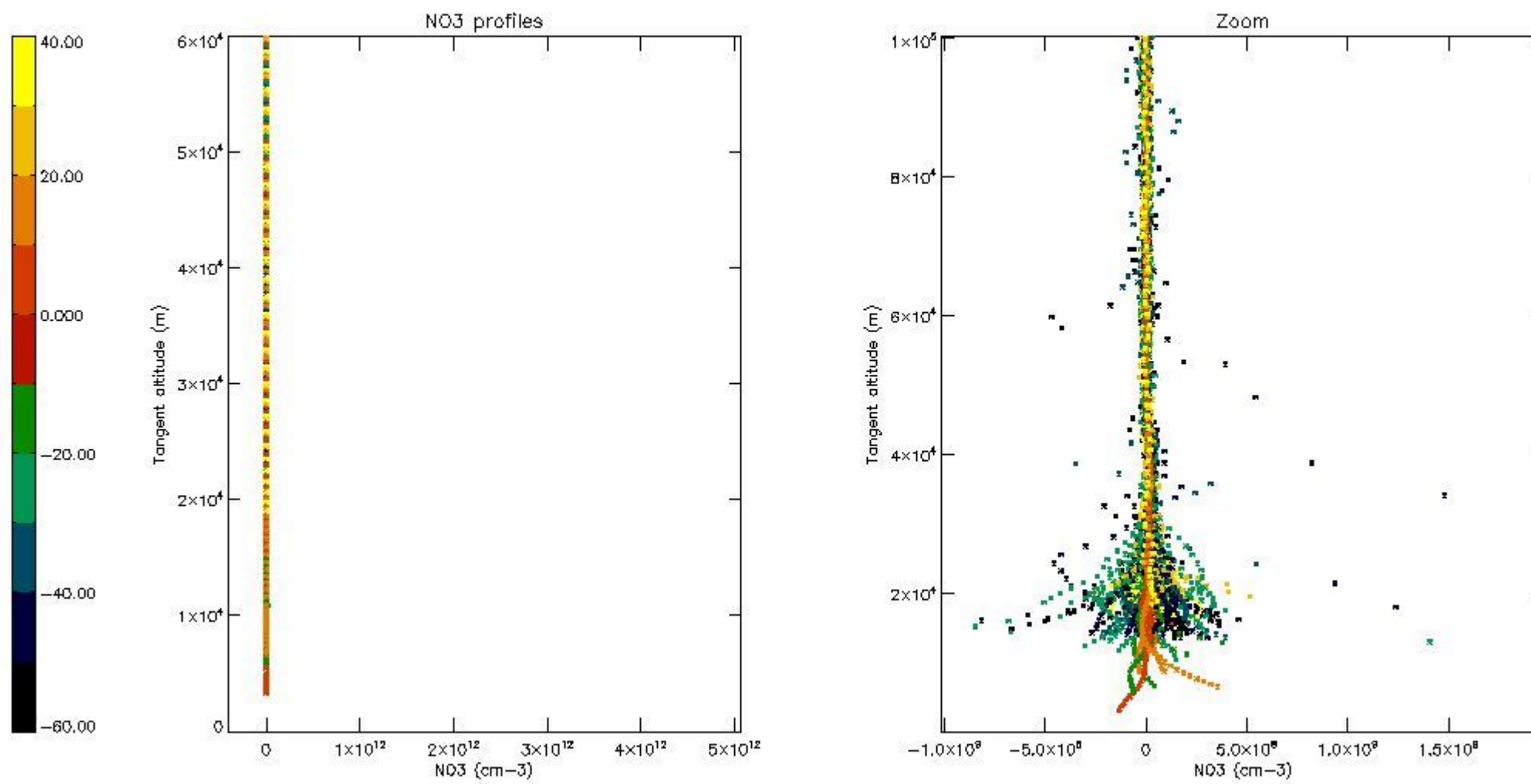
The colorbar represents the latitude.



*5.7 Plot NO3 profiles for all STD (dark without errors)*

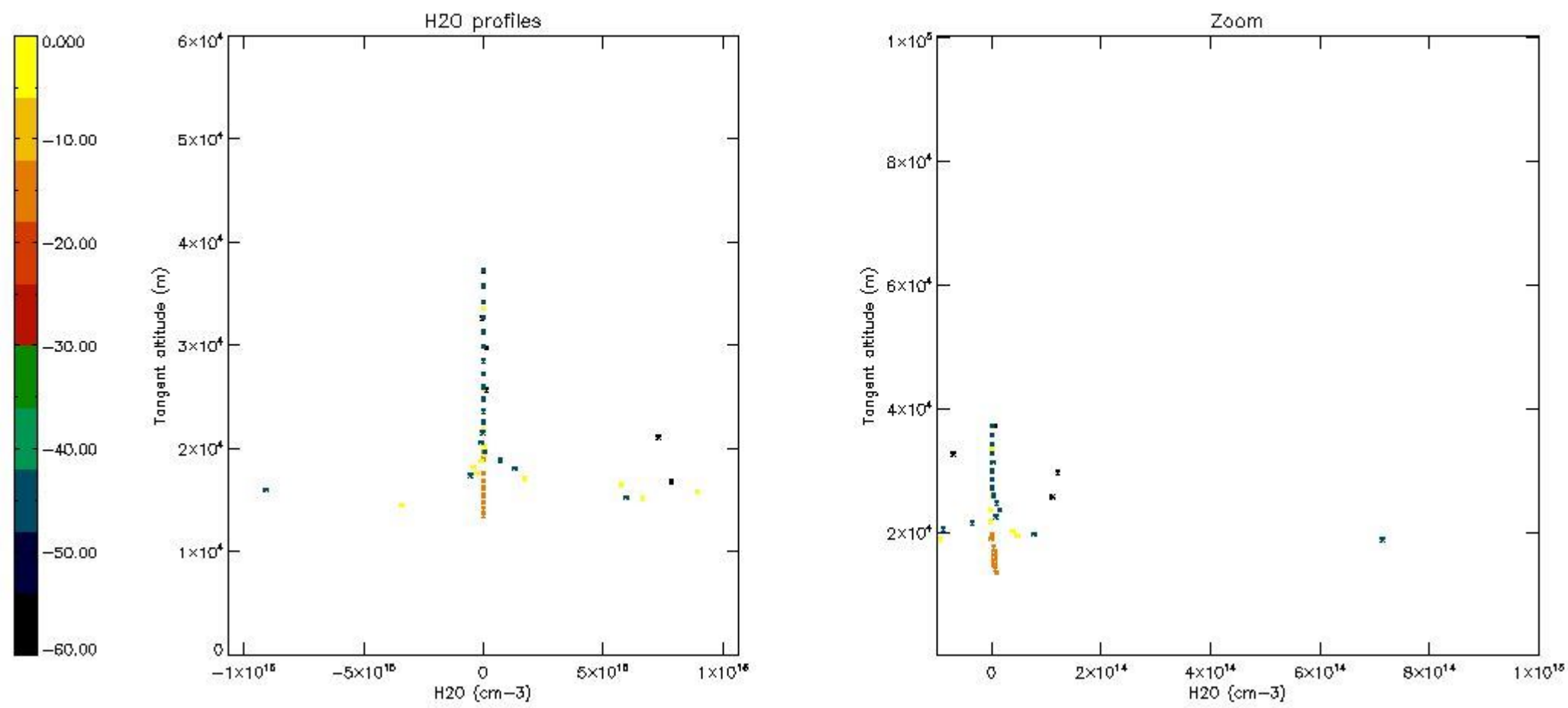
The colorbar represents the latitude.





*5.8 Plot H2O profiles for all STD (only for occultations of stars 1,2,3,4,13,14,16,26,63 dark without errors)*

The colorbar represents the latitude.



## 6. Auxiliary Data Files used for the production reported in section 2

The number reported in the third column indicates since which file (see list in section 2) the corresponding auxiliary file has been used. The fourth column is the date of those product files.

Type	Auxiliary Filename	Used since product	Used since product date
INST_PHYS_CHARACTERISTICS	GOM_INS_AXVIEC20091111_143220_20030716_120000_20500101_000000	1	20-FEB-2007 00:03:17
LEVEL-2_PROC_CONFIG	GOM_PR2_AXVIEC20091111_152718_20020301_000000_20500101_000000	1	20-FEB-2007 00:03:17
CROSS_SECTIONS_FILE	GOM_CRS_AXVIEC20091111_154832_20020301_000000_20500101_000000	1	20-FEB-2007 00:03:17

# GOMOS Level 2 Daily Report

## SUMMARY

### [1. General Info](#)

### [2. Summary of processed GOM\\_NL\\_2P products](#)

### [3. Level 2 Quality information per product](#)

#### [3.1 Plot of level 2 quality information per product \(time dependant\)](#)

#### [3.2 Plot of level 2 quality information per product \(world map\)](#)

### [4. Level 1 Quality information per product \(stored on level 2 products\)](#)

#### [4.1 Plot of level 1 quality information per product \(time dependant\)](#)

##### [4.1.1 Plot of level 1 quality information per product \(time dependant\): ASCENDING](#)

##### [4.1.2 Plot of level 1 quality information per product \(time dependant\): DESCENDING](#)

#### [4.2 Plot of level 1 quality information per product \(world map\)](#)

##### [4.2.1 Plot of level 1 quality information per product \(world map\): ASCENDING](#)

##### [4.2.2 Plot of level 1 quality information per product \(world map\): DESCENDING](#)

### [5. Ozone profiles based on quality statistics and other trace gas profiles](#)

#### [5.1 Ozone statistics based on quality of products](#)

#### [5.2 Plot ozone profiles for all STD \(dark without errors\)](#)

#### [5.3 Plot ozone profiles where STD < 20% \(dark without errors\)](#)

#### [5.4. Plot ozone profiles where STD < 10% \(dark without errors\)](#)

#### [5.5. Plot ozone profiles where STD < 5% \(dark without errors\)](#)

#### [5.6 Plot NO2 profiles for all STD \(dark without errors\)](#)

#### [5.7 Plot NO3 profiles for all STD \(dark without errors\)](#)

#### [5.8 Plot H2O profiles \(only for occultations of stars 1,2,3,4,13,14,16,26,63 dark without errors\) for all STD](#)

### [6. Auxiliary Data Files used for the production reported in section 2](#)



This report presents the daily analysis on parameters extracted from GOMOS level 2 data (GOM\_NL\_\_2P). It is intended to monitor some important parameters that will impact the quality of these products. A list of level 2 products (and content) that have arrived during the reporting day to the PCF is also given.

Item	Value
Time of report generation	22APR2013 13:59:41
Data source version	GOMOS/6.01
Start time of products	20-02-2007 (20FEB2007 00:00:00)
Stop time of products	21-02-2007 (21FEB2007 00:00:00)
Store outputs in DB	Yes
Nb of level 2 prods	270
Nb of prods with errors	0

## 2. Summary of processed GOM\_NL\_\_2P products.

Nr	Filename	UTC Start time	Limb	Duration	Star Id	Star Name	Star Mag	Star Temp	Nb Meas	Orbit	Prod. error
1	GOM_NL__2PRFIN20070220_000317_000000422055_00403_26008_1347.N1	20-FEB-2007 00:03:17	Dark	42.000	43	Alp TrA	1.9100	4250.0	84	26008	No
2	GOM_NL__2PRFIN20070220_000608_000000482055_00403_26008_1348.N1	20-FEB-2007 00:06:08	Dark	48.000	4	Alp1Cen	-0.010000	5800.0	96	26008	No
3	GOM_NL__2PRFIN20070220_000728_000000452055_00403_26008_1349.N1	20-FEB-2007 00:07:28	Dark	45.000	10	Bet Cen	0.61000	28000.	90	26008	No
4	GOM_NL__2PRFIN20070220_001024_000000402055_00403_26008_1350.N1	20-FEB-2007 00:10:24	Dark	40.000	12	Alp1Cru	0.77500	30000.	80	26008	No
5	GOM_NL__2PRFIN20070220_001235_000000362055_00403_26008_1351.N1	20-FEB-2007 00:12:35	Dark	36.000	124	The Car	2.7640	30000.	72	26008	No
6	GOM_NL__2PRFIN20070220_001512_000000402055_00403_26008_1352.N1	20-FEB-2007 00:15:12	Dark	40.000	71	lot Car	2.2460	7700.0	80	26008	No
7	GOM_NL__2PRFIN20070220_001934_000000442055_00403_26008_1353.N1	20-FEB-2007 00:19:34	Straylight	44.000	65	Lam Vel	2.2040	4400.0	88	26008	No
8	GOM_NL__2PRFIN20070220_002919_000000462055_00403_26008_1354.N1	20-FEB-2007 00:29:19	Twilight	46.000	48	30Alp Hya	1.9770	4100.0	92	26008	No
9	GOM_NL__2PRFIN20070220_004012_000000372055_00403_26008_1355.N1	20-FEB-2007 00:40:12	Bright	37.000	17	78Bet Gem	1.1610	4500.0	74	26008	No
10	GOM_NL__2PRFIN20070220_004122_000000362055_00403_26008_1356.N1	20-FEB-2007 00:41:22	Bright	35.500	24	66Alp Gem	1.5800	10200.	71	26008	No
11	GOM_NL__2PRFIN20070220_005728_000000332055_00403_26008_1357.N1	20-FEB-2007 00:57:28	Bright	33.000	49	1Alp UMi	1.9900	6300.0	66	26008	No
12	GOM_NL__2PRFIN20070220_010438_000000352055_00403_26008_1358.N1	20-FEB-2007 01:04:38	Bright	34.500	89	5Alp Cep	2.4510	8000.0	69	26008	No
13	GOM_NL__2PRFIN20070220_011017_000000342055_00403_26008_1359.N1	20-FEB-2007 01:10:17	Bright	33.500	144	18Del Cyg	2.8600	11000.	67	26008	No
14	GOM_NL__2PRFIN20070220_011231_000000362055_00403_26008_1360.N1	20-FEB-2007 01:12:31	Bright	36.000	5	3Alp Lyr	0.033000	11000.	72	26008	No
15	GOM_NL__2PRFIN20070220_011936_000000362055_00403_26008_1361.N1	20-FEB-2007 01:19:36	Bright	35.500	168	17Zet Aql	2.9860	11000.	71	26008	No
16	GOM_NL__2PRFIN20070220_012911_000000412055_00403_26008_1362.N1	20-FEB-2007 01:29:11	Twilight	40.500	155	41Pi Sgr	2.9000	6600.0	81	26008	No
17	GOM_NL__2PRFIN20070220_013054_000000392055_00403_26008_1363.N1	20-FEB-2007 01:30:54	Dark	39.000	57	34Sig Sgr	2.0660	26000.	78	26008	No
18	GOM_NL__2PRFIN20070220_013346_000000432055_00403_26008_1364.N1	20-FEB-2007 01:33:46	Dark	42.500	38	20Eps Sgr	1.8360	11000.	85	26008	No
19	GOM_NL__2PRFIN20070220_013607_000000422055_00403_26008_1365.N1	20-FEB-2007 01:36:07	Dark	41.500	25	35Lam Sco	1.6200	28000.	83	26008	No
20	GOM_NL__2PRFIN20070220_014024_000000432055_00403_26008_1366.N1	20-FEB-2007 01:40:24	Dark	43.000	141	Bet Ara	2.8400	4600.0	86	26008	No
21	GOM_NL__2PRFIN20070220_014353_000000412055_00404_26009_1355.N1	20-FEB-2007 01:43:53	Dark	41.000	43	Alp TrA	1.9100	4250.0	82	26009	No
22	GOM_NL__2PRFIN20070220_014645_000000462055_00404_26009_1356.N1	20-FEB-2007 01:46:45	Dark	45.500	4	Alp1Cen	-0.010000	5800.0	91	26009	No
23	GOM_NL__2PRFIN20070220_014804_000000442055_00404_26009_1357.N1	20-FEB-2007 01:48:04	Dark	44.000	10	Bet Cen	0.61000	28000.	88	26009	No
24	GOM_NL__2PRFIN20070220_015100_000000392055_00404_26009_1358.N1	20-FEB-2007 01:51:00	Dark	39.000	12	Alp1Cru	0.77500	30000.	78	26009	No
25	GOM_NL__2PRFIN20070220_015312_000000362055_00404_26009_1359.N1	20-FEB-2007 01:53:12	Dark	36.000	124	The Car	2.7640	30000.	72	26009	No
26	GOM_NL__2PRFIN20070220_015548_000000372055_00404_26009_1360.N1	20-FEB-2007 01:55:48	Dark	37.000	71	lot Car	2.2460	7700.0	74	26009	No
27	GOM_NL__2PRFIN20070220_020010_000000462055_00404_26009_1361.N1	20-FEB-2007 02:00:10	Straylight	46.000	65	Lam Vel	2.2040	4400.0	92	26009	No
28	GOM_NL__2PRFIN20070220_020955_000000472055_00404_26009_1362.N1	20-FEB-2007 02:09:55	Twilight	47.000	48	30Alp Hya	1.9770	4100.0	94	26009	No
29	GOM_NL__2PRFIN20070220_022048_000000382055_00404_26009_1363.N1	20-FEB-2007 02:20:48	Bright	37.500	17	78Bet Gem	1.1610	4500.0	75	26009	No
30	GOM_NL__2PRFIN20070220_022158_000000412055_00404_26009_1364.N1	20-FEB-2007 02:21:58	Bright	40.500	24	66Alp Gem	1.5800	10200.	81	26009	No
31	GOM_NL__2PRFIN20070220_023804_000000322055_00404_26009_1365.N1	20-FEB-2007 02:38:04	Bright	32.000	49	1Alp UMi	1.9900	6300.0	64	26009	No
32	GOM_NL__2PRFIN20070220_024514_000000352055_00404_26009_1366.N1	20-FEB-2007 02:45:14	Bright	34.500	89	5Alp Cep	2.4510	8000.0	69	26009	No
33	GOM_NL__2PRFIN20070220_025053_000000342055_00404_26009_1367.N1	20-FEB-2007 02:50:53	Bright	34.000	144	18Del Cyg	2.8600	11000.	68	26009	No
34	GOM_NL__2PRFIN20070220_025307_000000362055_00404_26009_1368.N1	20-FEB-2007 02:53:07	Bright	36.000	5	3Alp Lyr	0.033000	11000.	72	26009	No
35	GOM_NL__2PRFIN20070220_030012_000000362055_00404_26009_1369.N1	20-FEB-2007 03:00:12	Bright	35.500	168	17Zet Aql	2.9860	11000.	71	26009	No
36	GOM_NL__2PRFIN20070220_030948_000000392055_00404_26009_1370.N1	20-FEB-2007 03:09:48	Twilight	39.000	155	41Pi Sgr	2.9000	6600.0	78	26009	No
37	GOM_NL__2PRFIN20070220_031130_000000392055_00404_26009_1371.N1	20-FEB-2007 03:11:30	Dark	39.000	57	34Sig Sgr	2.0660	26000.	78	26009	No
38	GOM_NL__2PRFIN20070220_031422_000000432055_00404_26009_1372.N1	20-FEB-2007 03:14:22	Dark	42.500	38	20Eps Sgr	1.8360	11000.	85	26009	No
39	GOM_NL__2PRFIN20070220_031644_000000412055_00404_26009_1373.N1	20-FEB-2007 03:16:44	Dark	41.000	25	35Lam Sco	1.6200	28000.	82	26009	No
40	GOM_NL__2PRFIN20070220_031937_000000392055_00404_26009_1374.N1	20-FEB-2007 03:19:37	Dark	38.500	147	Alp Ara	2.8770	26000.	77	26009	No
41	GOM_NL__2PRFIN20070220_032101_000000452055_00404_26009_1375.N1	20-FEB-2007 03:21:01	Dark	45.000	141	Bet Ara	2.8400	4600.0	90	26009	No
42	GOM_NL__2PRFIN20070220_032429_000000392055_00405_26010_1363.N1	20-FEB-2007 03:24:29	Dark	39.000	43	Alp TrA	1.9100	4250.0	78	26010	No

43	GOM_NL__2PRFIN20070220_032721_000000442055_00405_26010_1364.N1	20-FEB-2007 03:27:21	Dark	43.500	4	Alp1Cen	-0.010000	5800.0	87	26010	No
44	GOM_NL__2PRFIN20070220_032841_000000432055_00405_26010_1365.N1	20-FEB-2007 03:28:41	Dark	42.500	10	Bet Cen	0.61000	28000.	85	26010	No
45	GOM_NL__2PRFIN20070220_033137_000000402055_00405_26010_1366.N1	20-FEB-2007 03:31:37	Dark	40.000	12	Alp1Cru	0.77500	30000.	80	26010	No
46	GOM_NL__2PRFIN20070220_033348_000000382055_00405_26010_1367.N1	20-FEB-2007 03:33:48	Dark	37.500	124	The Car	2.7640	30000.	75	26010	No
47	GOM_NL__2PRFIN20070220_033728_000000372055_00405_26010_1368.N1	20-FEB-2007 03:37:28	Dark	36.500	91	Kap Vel	2.4900	26000.	73	26010	No
48	GOM_NL__2PRFIN20070220_034046_000000412055_00405_26010_1369.N1	20-FEB-2007 03:40:46	Straylight	41.000	65	Lam Vel	2.2040	4400.0	82	26010	No
49	GOM_NL__2PRFIN20070220_035032_000000472055_00405_26010_1370.N1	20-FEB-2007 03:50:32	Tw_i_and_stray	47.000	48	30Alp Hya	1.9770	4100.0	94	26010	No
50	GOM_NL__2PRFIN20070220_040124_000000382055_00405_26010_1371.N1	20-FEB-2007 04:01:24	Bright	38.000	17	78Bet Gem	1.1610	4500.0	76	26010	No
51	GOM_NL__2PRFIN20070220_040234_000000352055_00405_26010_1372.N1	20-FEB-2007 04:02:34	Bright	35.000	24	66Alp Gem	1.5800	10200.	70	26010	No
52	GOM_NL__2PRFIN20070220_041840_000000362055_00405_26010_1373.N1	20-FEB-2007 04:18:40	Bright	35.500	49	1Alp UMi	1.9900	6300.0	71	26010	No
53	GOM_NL__2PRFIN20070220_042550_000000362055_00405_26010_1374.N1	20-FEB-2007 04:25:50	Bright	35.500	89	5Alp Cep	2.4510	8000.0	71	26010	No
54	GOM_NL__2PRFIN20070220_043129_000000342055_00405_26010_1375.N1	20-FEB-2007 04:31:29	Bright	33.500	144	18Del Cyg	2.8600	11000.	67	26010	No
55	GOM_NL__2PRFIN20070220_044048_000000362055_00405_26010_1376.N1	20-FEB-2007 04:40:48	Bright	35.500	168	17Zet Aql	2.9860	11000.	71	26010	No
56	GOM_NL__2PRFIN20070220_045024_000000412055_00405_26010_1377.N1	20-FEB-2007 04:50:24	Twilight	41.000	155	41Pi Sgr	2.9000	6600.0	82	26010	No
57	GOM_NL__2PRFIN20070220_045206_000000412055_00405_26010_1378.N1	20-FEB-2007 04:52:06	Dark	41.000	57	34Sig Sgr	2.0660	26000.	82	26010	No
58	GOM_NL__2PRFIN20070220_045459_000000412055_00405_26010_1379.N1	20-FEB-2007 04:54:59	Dark	41.000	38	20Eps Sgr	1.8360	11000.	82	26010	No
59	GOM_NL__2PRFIN20070220_045720_000000452055_00405_26010_1380.N1	20-FEB-2007 04:57:20	Dark	44.500	25	35Lam Sco	1.6200	28000.	89	26010	No
60	GOM_NL__2PRFIN20070220_050014_000000402055_00405_26010_1381.N1	20-FEB-2007 05:00:14	Dark	40.000	147	Alp Ara	2.8770	26000.	80	26010	No
61	GOM_NL__2PRFIN20070220_050137_000000382055_00405_26010_1382.N1	20-FEB-2007 05:01:37	Dark	38.000	141	Bet Ara	2.8400	4600.0	76	26010	No
62	GOM_NL__2PRFIN20070220_050505_000000482055_00406_26011_1376.N1	20-FEB-2007 05:05:05	Dark	48.000	43	Alp TrA	1.9100	4250.0	96	26011	No
63	GOM_NL__2PRFIN20070220_050758_000000442055_00406_26011_1377.N1	20-FEB-2007 05:07:58	Dark	44.000	4	Alp1Cen	-0.010000	5800.0	88	26011	No
64	GOM_NL__2PRFIN20070220_050917_000000442055_00406_26011_1378.N1	20-FEB-2007 05:09:17	Dark	44.000	10	Bet Cen	0.61000	28000.	88	26011	No
65	GOM_NL__2PRFIN20070220_051213_000000462055_00406_26011_1379.N1	20-FEB-2007 05:12:13	Dark	45.500	12	Alp1Cru	0.77500	30000.	91	26011	No
66	GOM_NL__2PRFIN20070220_051424_000000372055_00406_26011_1380.N1	20-FEB-2007 05:14:24	Dark	36.500	124	The Car	2.7640	30000.	73	26011	No
67	GOM_NL__2PRFIN20070220_051804_000000402055_00406_26011_1381.N1	20-FEB-2007 05:18:04	Dark	39.500	91	Kap Vel	2.4900	26000.	79	26011	No
68	GOM_NL__2PRFIN20070220_052122_000000412055_00406_26011_1382.N1	20-FEB-2007 05:21:22	Straylight	41.000	65	Lam Vel	2.2040	4400.0	82	26011	No
69	GOM_NL__2PRFIN20070220_053108_000000502055_00406_26011_1383.N1	20-FEB-2007 05:31:08	Tw_i_and_stray	50.000	48	30Alp Hya	1.9770	4100.0	100	26011	No
70	GOM_NL__2PRFIN20070220_054201_000000392055_00406_26011_1384.N1	20-FEB-2007 05:42:01	Bright	38.500	17	78Bet Gem	1.1610	4500.0	77	26011	No
71	GOM_NL__2PRFIN20070220_054310_000000382055_00406_26011_1385.N1	20-FEB-2007 05:43:10	Bright	37.500	24	66Alp Gem	1.5800	10200.	75	26011	No
72	GOM_NL__2PRFIN20070220_055916_000000362055_00406_26011_1386.N1	20-FEB-2007 05:59:16	Bright	36.000	49	1Alp UMi	1.9900	6300.0	72	26011	No
73	GOM_NL__2PRFIN20070220_060626_000000352055_00406_26011_1387.N1	20-FEB-2007 06:06:26	Bright	34.500	89	5Alp Cep	2.4510	8000.0	69	26011	No
74	GOM_NL__2PRFIN20070220_061205_000000352055_00406_26011_1388.N1	20-FEB-2007 06:12:05	Bright	34.500	144	18Del Cyg	2.8600	11000.	69	26011	No
75	GOM_NL__2PRFIN20070220_062124_000000362055_00406_26011_1389.N1	20-FEB-2007 06:21:24	Bright	36.000	168	17Zet Aql	2.9860	11000.	72	26011	No
76	GOM_NL__2PRFIN20070220_063100_000000392055_00406_26011_1390.N1	20-FEB-2007 06:31:00	Twilight	38.500	155	41Pi Sgr	2.9000	6600.0	77	26011	No
77	GOM_NL__2PRFIN20070220_063242_000000402055_00406_26011_1391.N1	20-FEB-2007 06:32:42	Dark	40.000	57	34Sig Sgr	2.0660	26000.	80	26011	No
78	GOM_NL__2PRFIN20070220_063535_000000412055_00406_26011_1392.N1	20-FEB-2007 06:35:35	Dark	41.000	38	20Eps Sgr	1.8360	11000.	82	26011	No
79	GOM_NL__2PRFIN20070220_063757_000000462055_00406_26011_1393.N1	20-FEB-2007 06:37:57	Dark	45.500	25	35Lam Sco	1.6200	28000.	91	26011	No
80	GOM_NL__2PRFIN20070220_064050_000000402055_00406_26011_1394.N1	20-FEB-2007 06:40:50	Dark	40.000	147	Alp Ara	2.8770	26000.	80	26011	No
81	GOM_NL__2PRFIN20070220_064214_000000432055_00406_26011_1395.N1	20-FEB-2007 06:42:14	Dark	42.500	141	Bet Ara	2.8400	4600.0	85	26011	No
82	GOM_NL__2PRFIN20070220_064542_000000452055_00407_26012_1437.N1	20-FEB-2007 06:45:42	Dark	45.000	43	Alp TrA	1.9100	4250.0	90	26012	No
83	GOM_NL__2PRFIN20070220_064834_000000572055_00407_26012_1438.N1	20-FEB-2007 06:48:34	Dark	57.000	4	Alp1Cen	-0.010000	5800.0	114	26012	No
84	GOM_NL__2PRFIN20070220_064954_000000432055_00407_26012_1439.N1	20-FEB-2007 06:49:54	Dark	42.500	10	Bet Cen	0.61000	28000.	85	26012	No
85	GOM_NL__2PRFIN20070220_065250_000000482055_00407_26012_1440.N1	20-FEB-2007 06:52:50	Dark	48.000	12	Alp1Cru	0.77500	30000.	96	26012	No
86	GOM_NL__2PRFIN20070220_065500_000000372055_00407_26012_1441.N1	20-FEB-2007 06:55:00	Dark	36.500	124	The Car	2.7640	30000.	73	26012	No
87	GOM_NL__2PRFIN20070220_065840_000000392055_00407_26012_1442.N1	20-FEB-2007 06:58:40	Dark	38.500	91	Kap Vel	2.4900	26000.	77	26012	No
88	GOM_NL__2PRFIN20070220_070159_000000432055_00407_26012_1443.N1	20-FEB-2007 07:01:59	Straylight	42.500	65	Lam Vel	2.2040	4400.0	85	26012	No
89	GOM_NL__2PRFIN20070220_071144_000000442055_00407_26012_1444.N1	20-FEB-2007 07:11:44	Tw_i_and_stray	44.000	48	30Alp Hya	1.9770	4100.0	88	26012	No
90	GOM_NL__2PRFIN20070220_072237_000000382055_00407_26012_1445.N1	20-FEB-2007 07:22:37	Bright	37.500	17	78Bet Gem	1.1610	4500.0	75	26012	No
91	GOM_NL__2PRFIN20070220_072347_000000362055_00407_26012_1446.N1	20-FEB-2007 07:23:47	Bright	36.000	24	66Alp Gem	1.5800	10200.	72	26012	No
92	GOM_NL__2PRFIN20070220_073952_000000362055_00407_26012_1447.N1	20-FEB-2007 07:39:52	Bright	36.000	49	1Alp UMi	1.9900	6300.0	72	26012	No
93	GOM_NL__2PRFIN20070220_074702_000000472055_00407_26012_1448.N1	20-FEB-2007 07:47:02	Bright	47.000	89	5Alp Cep	2.4510	8000.0	94	26012	No
94	GOM_NL__2PRFIN20070220_075241_000000342055_00407_26012_1449.N1	20-FEB-2007 07:52:41	Bright	34.000	144	18Del Cyg	2.8600	11000.	68	26012	No
95	GOM_NL__2PRFIN20070220_080201_000000362055_00407_26012_1450.N1	20-FEB-2007 08:02:01	Bright	36.000	168	17Zet Aql	2.9860	11000.	72	26012	No
96	GOM_NL__2PRFIN20070220_081136_000000402055_00407_26012_1451.N1	20-FEB-2007 08:11:36	Twilight	39.500	155	41Pi Sgr	2.9000	6600.0	79	26012	No
97	GOM_NL__2PRFIN20070220_081319_000000412055_00407_26012_1452.N1	20-FEB-2007 08:13:19	Dark	40.500	57	34Sig Sgr	2.0660	26000.	81	26012	No
98	GOM_NL__2PRFIN20070220_081611_000000392055_00407_26012_1453.N1	20-FEB-2007 08:16:11	Dark	38.500	38	20Eps Sgr	1.8360	11000.	77	26012	No
99	GOM_NL__2PRFIN20070220_081834_000000422055_00407_26012_1454.N1	20-FEB-2007 08:18:34	Dark	42.000	25	35Lam Sco	1.6200	28000.	84	26012	No
100	GOM_NL__2PRFIN20070220_082127_000000392055_00407_26012_1455.N1	20-FEB-2007 08:21:27	Dark	39.000	147	Alp Ara	2.8770	26000.	78	26012	No
101	GOM_NL__2PRFIN20070220_082250_000000392055_00407_26012_1456.N1	20-FEB-2007 08:22:50	Dark	39.000	141	Bet Ara	2.8400	4600.0	78	26012	No

102	GOM_NL__2PRFIN20070220_082618_000000492055_00408_26013_1458.N1	20-FEB-2007 08:26:18	Dark	49.000	43	Alp TrA	1.9100	4250.0	98	26013	No
103	GOM_NL__2PRFIN20070220_082911_000000472055_00408_26013_1459.N1	20-FEB-2007 08:29:11	Dark	47.000	4	Alp1Cen	-0.010000	5800.0	94	26013	No
104	GOM_NL__2PRFIN20070220_083031_000000412055_00408_26013_1460.N1	20-FEB-2007 08:30:31	Dark	41.000	10	Bet Cen	0.61000	28000.	82	26013	No
105	GOM_NL__2PRFIN20070220_083326_000000482055_00408_26013_1461.N1	20-FEB-2007 08:33:26	Dark	48.000	12	Alp1Cru	0.77500	30000.	96	26013	No
106	GOM_NL__2PRFIN20070220_083537_000000372055_00408_26013_1462.N1	20-FEB-2007 08:35:37	Dark	37.000	124	The Car	2.7640	30000.	74	26013	No
107	GOM_NL__2PRFIN20070220_083916_000000382055_00408_26013_1463.N1	20-FEB-2007 08:39:16	Dark	38.000	91	Kap Vel	2.4900	26000.	76	26013	No
108	GOM_NL__2PRFIN20070220_084235_000000422055_00408_26013_1464.N1	20-FEB-2007 08:42:35	Straylight	41.500	65	Lam Vel	2.2040	4400.0	83	26013	No
109	GOM_NL__2PRFIN20070220_085220_000000502055_00408_26013_1465.N1	20-FEB-2007 08:52:20	Twl_and_stray	49.500	48	30Alp Hya	1.9770	4100.0	99	26013	No
110	GOM_NL__2PRFIN20070220_090313_000000372055_00408_26013_1466.N1	20-FEB-2007 09:03:13	Bright	37.000	17	78Bet Gem	1.1610	4500.0	74	26013	No
111	GOM_NL__2PRFIN20070220_090423_000000362055_00408_26013_1467.N1	20-FEB-2007 09:04:23	Bright	36.000	24	66Alp Gem	1.5800	10200.	72	26013	No
112	GOM_NL__2PRFIN20070220_092028_000000352055_00408_26013_1468.N1	20-FEB-2007 09:20:28	Bright	34.500	49	1Alp UMi	1.9900	6300.0	69	26013	No
113	GOM_NL__2PRFIN20070220_092739_000000352055_00408_26013_1469.N1	20-FEB-2007 09:27:39	Bright	34.500	89	5Alp Cep	2.4510	8000.0	69	26013	No
114	GOM_NL__2PRFIN20070220_093317_000000352055_00408_26013_1470.N1	20-FEB-2007 09:33:17	Bright	35.000	144	18Del Cyg	2.8600	11000.	70	26013	No
115	GOM_NL__2PRFIN20070220_094237_000000362055_00408_26013_1471.N1	20-FEB-2007 09:42:37	Bright	36.000	168	17Zet Aql	2.9860	11000.	72	26013	No
116	GOM_NL__2PRFIN20070220_095213_000000412055_00408_26013_1472.N1	20-FEB-2007 09:52:13	Twilight	40.500	155	41Pi Sgr	2.9000	6600.0	81	26013	No
117	GOM_NL__2PRFIN20070220_095355_000000392055_00408_26013_1473.N1	20-FEB-2007 09:53:55	Dark	38.500	57	34Sig Sgr	2.0660	26000.	77	26013	No
118	GOM_NL__2PRFIN20070220_095648_000000422055_00408_26013_1474.N1	20-FEB-2007 09:56:48	Dark	42.000	38	20Eps Sgr	1.8360	11000.	84	26013	No
119	GOM_NL__2PRFIN20070220_095910_000000442055_00408_26013_1475.N1	20-FEB-2007 09:59:10	Dark	44.000	25	35Lam Sco	1.6200	28000.	88	26013	No
120	GOM_NL__2PRFIN20070220_100203_000000392055_00408_26013_1476.N1	20-FEB-2007 10:02:03	Dark	38.500	147	Alp Ara	2.8770	26000.	77	26013	No
121	GOM_NL__2PRFIN20070220_100327_000000442055_00408_26013_1477.N1	20-FEB-2007 10:03:27	Dark	44.000	141	Bet Ara	2.8400	4600.0	88	26013	No
122	GOM_NL__2PRFIN20070220_100654_000000402055_00409_26014_1476.N1	20-FEB-2007 10:06:54	Dark	39.500	43	Alp TrA	1.9100	4250.0	79	26014	No
123	GOM_NL__2PRFIN20070220_100947_000000442055_00409_26014_1477.N1	20-FEB-2007 10:09:47	Dark	43.500	4	Alp1Cen	-0.010000	5800.0	87	26014	No
124	GOM_NL__2PRFIN20070220_101107_000000422055_00409_26014_1478.N1	20-FEB-2007 10:11:07	Dark	42.000	10	Bet Cen	0.61000	28000.	84	26014	No
125	GOM_NL__2PRFIN20070220_101402_000000402055_00409_26014_1479.N1	20-FEB-2007 10:14:02	Dark	40.000	12	Alp1Cru	0.77500	30000.	80	26014	No
126	GOM_NL__2PRFIN20070220_101613_000000382055_00409_26014_1480.N1	20-FEB-2007 10:16:13	Dark	37.500	124	The Car	2.7640	30000.	75	26014	No
127	GOM_NL__2PRFIN20070220_101952_000000382055_00409_26014_1481.N1	20-FEB-2007 10:19:52	Dark	37.500	91	Kap Vel	2.4900	26000.	75	26014	No
128	GOM_NL__2PRFIN20070220_102311_000000432055_00409_26014_1482.N1	20-FEB-2007 10:23:11	Straylight	43.000	65	Lam Vel	2.2040	4400.0	86	26014	No
129	GOM_NL__2PRFIN20070220_103255_000000482055_00409_26014_1483.N1	20-FEB-2007 10:32:55	Twl_and_stray	47.500	48	30Alp Hya	1.9770	4100.0	95	26014	No
130	GOM_NL__2PRFIN20070220_104349_000000362055_00409_26014_1484.N1	20-FEB-2007 10:43:49	Bright	35.500	17	78Bet Gem	1.1610	4500.0	71	26014	No
131	GOM_NL__2PRFIN20070220_104459_000000352055_00409_26014_1485.N1	20-FEB-2007 10:44:59	Bright	35.000	24	66Alp Gem	1.5800	10200.	70	26014	No
132	GOM_NL__2PRFIN20070220_110104_000000522055_00409_26014_1486.N1	20-FEB-2007 11:01:04	Bright	52.000	49	1Alp UMi	1.9900	6300.0	104	26014	No
133	GOM_NL__2PRFIN20070220_110815_000000362055_00409_26014_1487.N1	20-FEB-2007 11:08:15	Bright	35.500	89	5Alp Cep	2.4510	8000.0	71	26014	No
134	GOM_NL__2PRFIN20070220_111353_000000352055_00409_26014_1488.N1	20-FEB-2007 11:13:53	Bright	34.500	144	18Del Cyg	2.8600	11000.	69	26014	No
135	GOM_NL__2PRFIN20070220_112313_000000352055_00409_26014_1489.N1	20-FEB-2007 11:23:13	Bright	35.000	168	17Zet Aql	2.9860	11000.	70	26014	No
136	GOM_NL__2PRFIN20070220_113249_000000412055_00409_26014_1490.N1	20-FEB-2007 11:32:49	Twilight	40.500	155	41Pi Sgr	2.9000	6600.0	81	26014	No
137	GOM_NL__2PRFIN20070220_113431_000000412055_00409_26014_1491.N1	20-FEB-2007 11:34:31	Dark	41.000	57	34Sig Sgr	2.0660	26000.	82	26014	No
138	GOM_NL__2PRFIN20070220_113724_000000432055_00409_26014_1492.N1	20-FEB-2007 11:37:24	Dark	42.500	38	20Eps Sgr	1.8360	11000.	85	26014	No
139	GOM_NL__2PRFIN20070220_113947_000000462055_00409_26014_1493.N1	20-FEB-2007 11:39:47	Dark	45.500	25	35Lam Sco	1.6200	28000.	91	26014	No
140	GOM_NL__2PRFIN20070220_114240_000000392055_00409_26014_1494.N1	20-FEB-2007 11:42:40	Dark	39.000	147	Alp Ara	2.8770	26000.	78	26014	No
141	GOM_NL__2PRFIN20070220_114403_000000392055_00409_26014_1495.N1	20-FEB-2007 11:44:03	Dark	38.500	141	Bet Ara	2.8400	4600.0	77	26014	No
142	GOM_NL__2PRFIN20070220_114731_000000382055_00410_26015_1492.N1	20-FEB-2007 11:47:31	Dark	38.000	43	Alp TrA	1.9100	4250.0	76	26015	No
143	GOM_NL__2PRFIN20070220_115024_000000452055_00410_26015_1493.N1	20-FEB-2007 11:50:24	Dark	45.000	4	Alp1Cen	-0.010000	5800.0	90	26015	No
144	GOM_NL__2PRFIN20070220_115144_000000422055_00410_26015_1494.N1	20-FEB-2007 11:51:44	Dark	42.000	10	Bet Cen	0.61000	28000.	84	26015	No
145	GOM_NL__2PRFIN20070220_115439_000000512055_00410_26015_1495.N1	20-FEB-2007 11:54:39	Dark	50.500	12	Alp1Cru	0.77500	30000.	101	26015	No
146	GOM_NL__2PRFIN20070220_115649_000000372055_00410_26015_1496.N1	20-FEB-2007 11:56:49	Dark	36.500	124	The Car	2.7640	30000.	73	26015	No
147	GOM_NL__2PRFIN20070220_120028_000000362055_00410_26015_1497.N1	20-FEB-2007 12:00:28	Dark	36.000	91	Kap Vel	2.4900	26000.	72	26015	No
148	GOM_NL__2PRFIN20070220_120347_000000462055_00410_26015_1498.N1	20-FEB-2007 12:03:47	Straylight	46.000	65	Lam Vel	2.2040	4400.0	92	26015	No
149	GOM_NL__2PRFIN20070220_121331_000000472055_00410_26015_1499.N1	20-FEB-2007 12:13:31	Twl_and_stray	47.000	48	30Alp Hya	1.9770	4100.0	94	26015	No
150	GOM_NL__2PRFIN20070220_122425_000000372055_00410_26015_1500.N1	20-FEB-2007 12:24:25	Bright	37.000	17	78Bet Gem	1.1610	4500.0	74	26015	No
151	GOM_NL__2PRFIN20070220_122535_000000382055_00410_26015_1501.N1	20-FEB-2007 12:25:35	Bright	37.500	24	66Alp Gem	1.5800	10200.	75	26015	No
152	GOM_NL__2PRFIN20070220_124140_000000362055_00410_26015_1502.N1	20-FEB-2007 12:41:40	Bright	35.500	49	1Alp UMi	1.9900	6300.0	71	26015	No
153	GOM_NL__2PRFIN20070220_124851_000000342055_00410_26015_1503.N1	20-FEB-2007 12:48:51	Bright	34.000	89	5Alp Cep	2.4510	8000.0	68	26015	No
154	GOM_NL__2PRFIN20070220_125429_000000352055_00410_26015_1504.N1	20-FEB-2007 12:54:29	Bright	34.500	144	18Del Cyg	2.8600	11000.	69	26015	No
155	GOM_NL__2PRFIN20070220_130349_000000352055_00410_26015_1505.N1	20-FEB-2007 13:03:49	Bright	35.000	168	17Zet Aql	2.9860	11000.	70	26015	No
156	GOM_NL__2PRFIN20070220_131325_000000392055_00410_26015_1506.N1	20-FEB-2007 13:13:25	Twilight	39.000	155	41Pi Sgr	2.9000	6600.0	78	26015	No
157	GOM_NL__2PRFIN20070220_131507_000000412055_00410_26015_1507.N1	20-FEB-2007 13:15:07	Dark	41.000	57	34Sig Sgr	2.0660	26000.	82	26015	No
158	GOM_NL__2PRFIN20070220_131800_000000432055_00410_26015_1508.N1	20-FEB-2007 13:18:00	Dark	42.500	38	20Eps Sgr	1.8360	11000.	85	26015	No
159	GOM_NL__2PRFIN20070220_132023_000000432055_00410_26015_1509.N1	20-FEB-2007 13:20:23	Dark	42.500	25	35Lam Sco	1.6200	28000.	85	26015	No
160	GOM_NL__2PRFIN20070220_132316_000000392055_00410_26015_1510.N1	20-FEB-2007 13:23:16	Dark	38.500	147	Alp Ara	2.8770	26000.	77	26015	No



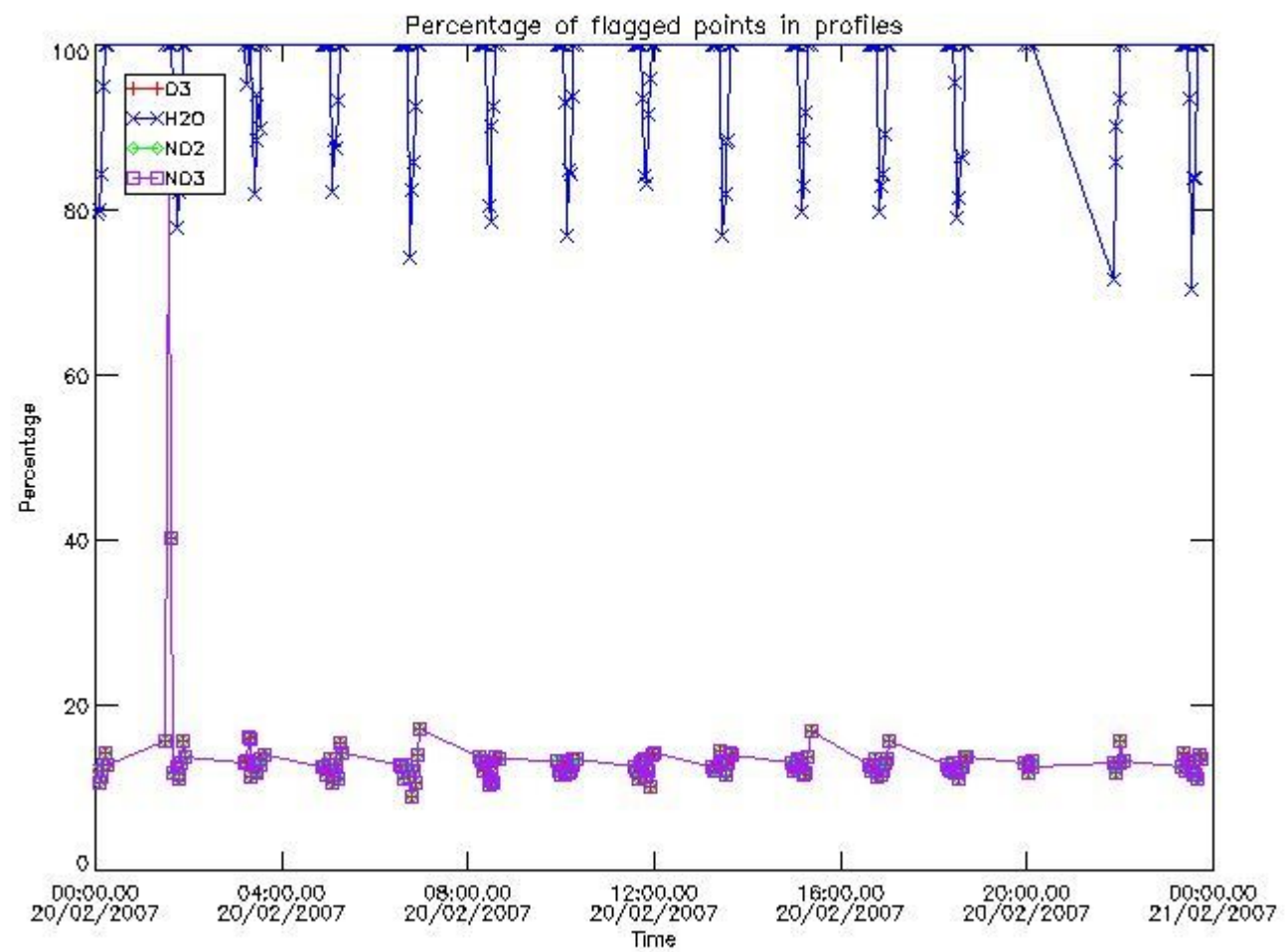
161	GOM_NL__2PRFIN20070220_132439_000000392055_00410_26015_1511.N1	20-FEB-2007 13:24:39	Dark	38.500	141	Bet Ara	2.8400	4600.0	77	26015	No
162	GOM_NL__2PRFIN20070220_132807_000000402055_00411_26016_1512.N1	20-FEB-2007 13:28:07	Dark	39.500	43	Alp TrA	1.9100	4250.0	79	26016	No
163	GOM_NL__2PRFIN20070220_133100_000000452055_00411_26016_1513.N1	20-FEB-2007 13:31:00	Dark	44.500	4	Alp1Cen	-0.010000	5800.0	89	26016	No
164	GOM_NL__2PRFIN20070220_133220_000000432055_00411_26016_1514.N1	20-FEB-2007 13:32:20	Dark	42.500	10	Bet Cen	0.61000	28000.	85	26016	No
165	GOM_NL__2PRFIN20070220_133515_000000402055_00411_26016_1515.N1	20-FEB-2007 13:35:15	Dark	39.500	12	Alp1Cru	0.77500	30000.	79	26016	No
166	GOM_NL__2PRFIN20070220_133725_000000362055_00411_26016_1516.N1	20-FEB-2007 13:37:25	Dark	36.000	124	The Car	2.7640	30000.	72	26016	No
167	GOM_NL__2PRFIN20070220_134104_000000372055_00411_26016_1517.N1	20-FEB-2007 13:41:04	Dark	36.500	91	Kap Vel	2.4900	26000.	73	26016	No
168	GOM_NL__2PRFIN20070220_134423_000000422055_00411_26016_1518.N1	20-FEB-2007 13:44:23	Straylight	42.000	65	Lam Vel	2.2040	4400.0	84	26016	No
169	GOM_NL__2PRFIN20070220_135407_000000522055_00411_26016_1519.N1	20-FEB-2007 13:54:07	Twl_and_stray	52.000	48	30Alp Hya	1.9770	4100.0	104	26016	No
170	GOM_NL__2PRFIN20070220_140501_000000382055_00411_26016_1520.N1	20-FEB-2007 14:05:01	Bright	37.500	17	78Bet Gem	1.1610	4500.0	75	26016	No
171	GOM_NL__2PRFIN20070220_140611_000000372055_00411_26016_1521.N1	20-FEB-2007 14:06:11	Bright	36.500	24	66Alp Gem	1.5800	10200.	73	26016	No
172	GOM_NL__2PRFIN20070220_142216_000000362055_00411_26016_1522.N1	20-FEB-2007 14:22:16	Bright	36.000	49	1Alp UMi	1.9900	6300.0	72	26016	No
173	GOM_NL__2PRFIN20070220_142927_000000362055_00411_26016_1523.N1	20-FEB-2007 14:29:27	Bright	36.000	89	5Alp Cep	2.4510	8000.0	72	26016	No
174	GOM_NL__2PRFIN20070220_143506_000000342055_00411_26016_1524.N1	20-FEB-2007 14:35:06	Bright	33.500	144	18Del Cyg	2.8600	11000.	67	26016	No
175	GOM_NL__2PRFIN20070220_144425_000000362055_00411_26016_1525.N1	20-FEB-2007 14:44:25	Bright	36.000	168	17Zet Aql	2.9860	11000.	72	26016	No
176	GOM_NL__2PRFIN20070220_145401_000000422055_00411_26016_1526.N1	20-FEB-2007 14:54:01	Twilight	41.500	155	41Pi Sgr	2.9000	6600.0	83	26016	No
177	GOM_NL__2PRFIN20070220_145544_000000402055_00411_26016_1527.N1	20-FEB-2007 14:55:44	Dark	39.500	57	34Sig Sgr	2.0660	26000.	79	26016	No
178	GOM_NL__2PRFIN20070220_145837_000000422055_00411_26016_1528.N1	20-FEB-2007 14:58:37	Dark	42.000	38	20Eps Sgr	1.8360	11000.	84	26016	No
179	GOM_NL__2PRFIN20070220_150100_000000412055_00411_26016_1529.N1	20-FEB-2007 15:01:00	Dark	40.500	25	35Lam Sco	1.6200	28000.	81	26016	No
180	GOM_NL__2PRFIN20070220_150353_000000392055_00411_26016_1530.N1	20-FEB-2007 15:03:53	Dark	38.500	147	Alp Ara	2.8770	26000.	77	26016	No
181	GOM_NL__2PRFIN20070220_150516_000000382055_00411_26016_1531.N1	20-FEB-2007 15:05:16	Dark	38.000	141	Bet Ara	2.8400	4600.0	76	26016	No
182	GOM_NL__2PRFIN20070220_150843_000000402055_00412_26017_1571.N1	20-FEB-2007 15:08:43	Dark	40.000	43	Alp TrA	1.9100	4250.0	80	26017	No
183	GOM_NL__2PRFIN20070220_151137_000000442055_00412_26017_1572.N1	20-FEB-2007 15:11:37	Dark	44.000	4	Alp1Cen	-0.010000	5800.0	88	26017	No
184	GOM_NL__2PRFIN20070220_151257_000000442055_00412_26017_1573.N1	20-FEB-2007 15:12:57	Dark	44.000	10	Bet Cen	0.61000	28000.	88	26017	No
185	GOM_NL__2PRFIN20070220_151551_000000432055_00412_26017_1574.N1	20-FEB-2007 15:15:51	Dark	43.000	12	Alp1Cru	0.77500	30000.	86	26017	No
186	GOM_NL__2PRFIN20070220_151802_000000372055_00412_26017_1575.N1	20-FEB-2007 15:18:02	Dark	37.000	124	The Car	2.7640	30000.	74	26017	No
187	GOM_NL__2PRFIN20070220_152141_000000372055_00412_26017_1576.N1	20-FEB-2007 15:21:41	Dark	36.500	91	Kap Vel	2.4900	26000.	73	26017	No
188	GOM_NL__2PRFIN20070220_152459_000000442055_00412_26017_1577.N1	20-FEB-2007 15:24:59	Straylight	44.000	65	Lam Vel	2.2040	4400.0	88	26017	No
189	GOM_NL__2PRFIN20070220_153443_000000472055_00412_26017_1578.N1	20-FEB-2007 15:34:43	Twl_and_stray	46.500	48	30Alp Hya	1.9770	4100.0	93	26017	No
190	GOM_NL__2PRFIN20070220_154537_000000372055_00412_26017_1579.N1	20-FEB-2007 15:45:37	Bright	37.000	17	78Bet Gem	1.1610	4500.0	74	26017	No
191	GOM_NL__2PRFIN20070220_154647_000000372055_00412_26017_1580.N1	20-FEB-2007 15:46:47	Bright	36.500	24	66Alp Gem	1.5800	10200.	73	26017	No
192	GOM_NL__2PRFIN20070220_160252_000000362055_00412_26017_1581.N1	20-FEB-2007 16:02:52	Bright	36.000	49	1Alp UMi	1.9900	6300.0	72	26017	No
193	GOM_NL__2PRFIN20070220_161003_000000352055_00412_26017_1582.N1	20-FEB-2007 16:10:03	Bright	35.000	89	5Alp Cep	2.4510	8000.0	70	26017	No
194	GOM_NL__2PRFIN20070220_161542_000000332055_00412_26017_1583.N1	20-FEB-2007 16:15:42	Bright	33.000	144	18Del Cyg	2.8600	11000.	66	26017	No
195	GOM_NL__2PRFIN20070220_162501_000000362055_00412_26017_1584.N1	20-FEB-2007 16:25:01	Bright	36.000	168	17Zet Aql	2.9860	11000.	72	26017	No
196	GOM_NL__2PRFIN20070220_163438_000000412055_00412_26017_1585.N1	20-FEB-2007 16:34:38	Twilight	41.000	155	41Pi Sgr	2.9000	6600.0	82	26017	No
197	GOM_NL__2PRFIN20070220_163620_000000402055_00412_26017_1586.N1	20-FEB-2007 16:36:20	Dark	40.000	57	34Sig Sgr	2.0660	26000.	80	26017	No
198	GOM_NL__2PRFIN20070220_163913_000000422055_00412_26017_1587.N1	20-FEB-2007 16:39:13	Dark	42.000	38	20Eps Sgr	1.8360	11000.	84	26017	No
199	GOM_NL__2PRFIN20070220_164137_000000412055_00412_26017_1588.N1	20-FEB-2007 16:41:37	Dark	40.500	25	35Lam Sco	1.6200	28000.	81	26017	No
200	GOM_NL__2PRFIN20070220_164429_000000382055_00412_26017_1589.N1	20-FEB-2007 16:44:29	Dark	38.000	147	Alp Ara	2.8770	26000.	76	26017	No
201	GOM_NL__2PRFIN20070220_164552_000000452055_00412_26017_1590.N1	20-FEB-2007 16:45:52	Dark	45.000	141	Bet Ara	2.8400	4600.0	90	26017	No
202	GOM_NL__2PRFIN20070220_164919_000000402055_00413_26018_1618.N1	20-FEB-2007 16:49:19	Dark	40.000	43	Alp TrA	1.9100	4250.0	80	26018	No
203	GOM_NL__2PRFIN20070220_165213_000000452055_00413_26018_1619.N1	20-FEB-2007 16:52:13	Dark	44.500	4	Alp1Cen	-0.010000	5800.0	89	26018	No
204	GOM_NL__2PRFIN20070220_165333_000000422055_00413_26018_1620.N1	20-FEB-2007 16:53:33	Dark	42.000	10	Bet Cen	0.61000	28000.	84	26018	No
205	GOM_NL__2PRFIN20070220_165628_000000472055_00413_26018_1621.N1	20-FEB-2007 16:56:28	Dark	47.000	12	Alp1Cru	0.77500	30000.	94	26018	No
206	GOM_NL__2PRFIN20070220_165838_000000382055_00413_26018_1622.N1	20-FEB-2007 16:58:38	Dark	37.500	124	The Car	2.7640	30000.	75	26018	No
207	GOM_NL__2PRFIN20070220_170217_000000362055_00413_26018_1623.N1	20-FEB-2007 17:02:17	Dark	36.000	91	Kap Vel	2.4900	26000.	72	26018	No
208	GOM_NL__2PRFIN20070220_170535_000000412055_00413_26018_1624.N1	20-FEB-2007 17:05:35	Straylight	41.000	65	Lam Vel	2.2040	4400.0	82	26018	No
209	GOM_NL__2PRFIN20070220_171519_000000472055_00413_26018_1625.N1	20-FEB-2007 17:15:19	Twl_and_stray	47.000	48	30Alp Hya	1.9770	4100.0	94	26018	No
210	GOM_NL__2PRFIN20070220_172613_000000382055_00413_26018_1626.N1	20-FEB-2007 17:26:13	Bright	37.500	17	78Bet Gem	1.1610	4500.0	75	26018	No
211	GOM_NL__2PRFIN20070220_172723_000000372055_00413_26018_1627.N1	20-FEB-2007 17:27:23	Bright	36.500	24	66Alp Gem	1.5800	10200.	73	26018	No
212	GOM_NL__2PRFIN20070220_174328_000000362055_00413_26018_1628.N1	20-FEB-2007 17:43:28	Bright	36.000	49	1Alp UMi	1.9900	6300.0	72	26018	No
213	GOM_NL__2PRFIN20070220_175039_000000522055_00413_26018_1629.N1	20-FEB-2007 17:50:39	Bright	52.000	89	5Alp Cep	2.4510	8000.0	104	26018	No
214	GOM_NL__2PRFIN20070220_175618_000000342055_00413_26018_1630.N1	20-FEB-2007 17:56:18	Bright	34.000	144	18Del Cyg	2.8600	11000.	68	26018	No
215	GOM_NL__2PRFIN20070220_180538_000000362055_00413_26018_1631.N1	20-FEB-2007 18:05:38	Bright	35.500	168	17Zet Aql	2.9860	11000.	71	26018	No
216	GOM_NL__2PRFIN20070220_181514_000000402055_00413_26018_1632.N1	20-FEB-2007 18:15:14	Twilight	39.500	155	41Pi Sgr	2.9000	6600.0	79	26018	No
217	GOM_NL__2PRFIN20070220_181656_000000402055_00413_26018_1633.N1	20-FEB-2007 18:16:56	Dark	40.000	57	34Sig Sgr	2.0660	26000.	80	26018	No
218	GOM_NL__2PRFIN20070220_181950_000000422055_00413_26018_1634.N1	20-FEB-2007 18:19:50	Dark	41.500	38	20Eps Sgr	1.8360	11000.	83	26018	No
219	GOM_NL__2PRFIN20070220_182213_000000432055_00413_26018_1635.N1	20-FEB-2007 18:22:13	Dark	42.500	25	35Lam Sco	1.6200	28000.	85	26018	No

220	GOM_NL__2PRFIN20070220_182506_000000402055_00413_26018_1636.N1	20-FEB-2007 18:25:06	Dark	39.500	147	Alp Ara	2.8770	26000.	79	26018	No
221	GOM_NL__2PRFIN20070220_182629_000000442055_00413_26018_1637.N1	20-FEB-2007 18:26:29	Dark	43.500	141	Bet Ara	2.8400	4600.0	87	26018	No
222	GOM_NL__2PRFIN20070220_182956_000000442055_00414_26019_1658.N1	20-FEB-2007 18:29:56	Dark	43.500	43	Alp TrA	1.9100	4250.0	87	26019	No
223	GOM_NL__2PRFIN20070220_183250_000000462055_00414_26019_1659.N1	20-FEB-2007 18:32:50	Dark	46.000	4	Alp1Cen	-0.010000	5800.0	92	26019	No
224	GOM_NL__2PRFIN20070220_183410_000000412055_00414_26019_1660.N1	20-FEB-2007 18:34:10	Dark	41.000	10	Bet Cen	0.61000	28000.	82	26019	No
225	GOM_NL__2PRFIN20070220_183704_000000412055_00414_26019_1661.N1	20-FEB-2007 18:37:04	Dark	40.500	12	Alp1Cru	0.77500	30000.	81	26019	No
226	GOM_NL__2PRFIN20070220_183914_000000372055_00414_26019_1662.N1	20-FEB-2007 18:39:14	Dark	37.000	124	The Car	2.7640	30000.	74	26019	No
227	GOM_NL__2PRFIN20070220_184253_000000372055_00414_26019_1663.N1	20-FEB-2007 18:42:53	Dark	37.000	91	Kap Vel	2.4900	26000.	74	26019	No
228	GOM_NL__2PRFIN20070220_184611_000000452055_00414_26019_1664.N1	20-FEB-2007 18:46:11	Straylight	44.500	65	Lam Vel	2.2040	4400.0	89	26019	No
229	GOM_NL__2PRFIN20070220_185556_000000462055_00414_26019_1665.N1	20-FEB-2007 18:55:56	Tw_i_and_stray	45.500	48	30Alp Hya	1.9770	4100.0	91	26019	No
230	GOM_NL__2PRFIN20070220_190649_000000392055_00414_26019_1666.N1	20-FEB-2007 19:06:49	Bright	38.500	17	78Bet Gem	1.1610	4500.0	77	26019	No
231	GOM_NL__2PRFIN20070220_190800_000000372055_00414_26019_1667.N1	20-FEB-2007 19:08:00	Bright	36.500	24	66Alp Gem	1.5800	10200.	73	26019	No
232	GOM_NL__2PRFIN20070220_192404_000000352055_00414_26019_1668.N1	20-FEB-2007 19:24:04	Bright	35.000	49	1Alp UMi	1.9900	6300.0	70	26019	No
233	GOM_NL__2PRFIN20070220_193115_000000522055_00414_26019_1669.N1	20-FEB-2007 19:31:15	Bright	52.000	89	5Alp Cep	2.4510	8000.0	104	26019	No
234	GOM_NL__2PRFIN20070220_193654_000000342055_00414_26019_1670.N1	20-FEB-2007 19:36:54	Bright	34.000	144	18Del Cyg	2.8600	11000.	68	26019	No
235	GOM_NL__2PRFIN20070220_194614_000000362055_00414_26019_1671.N1	20-FEB-2007 19:46:14	Bright	36.000	168	17Zet Aql	2.9860	11000.	72	26019	No
236	GOM_NL__2PRFIN20070220_195550_000000402055_00414_26019_1672.N1	20-FEB-2007 19:55:50	Twilight	40.000	155	41Pi Sgr	2.9000	6600.0	80	26019	No
237	GOM_NL__2PRFIN20070220_195733_000000392055_00414_26019_1673.N1	20-FEB-2007 19:57:33	Dark	39.000	57	34Sig Sgr	2.0660	26000.	78	26019	No
238	GOM_NL__2PRFIN20070220_200026_000000402055_00414_26019_1674.N1	20-FEB-2007 20:00:26	Dark	40.000	38	20Eps Sgr	1.8360	11000.	80	26019	No
239	GOM_NL__2PRFIN20070220_200250_000000442055_00414_26019_1675.N1	20-FEB-2007 20:02:50	Dark	43.500	25	35Lam Sco	1.6200	28000.	87	26019	No
240	GOM_NL__2PRFIN20070220_200542_000000392055_00414_26019_1676.N1	20-FEB-2007 20:05:42	Dark	38.500	147	Alp Ara	2.8770	26000.	77	26019	No
241	GOM_NL__2PRFIN20070220_200705_000000412055_00414_26019_1677.N1	20-FEB-2007 20:07:05	Dark	40.500	141	Bet Ara	2.8400	4600.0	81	26019	No
242	GOM_NL__2PRFIN20070220_215108_000000392055_00416_26021_1708.N1	20-FEB-2007 21:51:08	Dark	39.000	43	Alp TrA	1.9100	4250.0	78	26021	No
243	GOM_NL__2PRFIN20070220_215403_000000432055_00416_26021_1709.N1	20-FEB-2007 21:54:03	Dark	43.000	4	Alp1Cen	-0.010000	5800.0	86	26021	No
244	GOM_NL__2PRFIN20070220_215523_000000412055_00416_26021_1710.N1	20-FEB-2007 21:55:23	Dark	41.000	10	Bet Cen	0.61000	28000.	82	26021	No
245	GOM_NL__2PRFIN20070220_215817_000000392055_00416_26021_1711.N1	20-FEB-2007 21:58:17	Dark	39.000	12	Alp1Cru	0.77500	30000.	78	26021	No
246	GOM_NL__2PRFIN20070220_220026_000000362055_00416_26021_1712.N1	20-FEB-2007 22:00:26	Dark	36.000	124	The Car	2.7640	30000.	72	26021	No
247	GOM_NL__2PRFIN20070220_220405_000000392055_00416_26021_1713.N1	20-FEB-2007 22:04:05	Dark	38.500	91	Kap Vel	2.4900	26000.	77	26021	No
248	GOM_NL__2PRFIN20070220_220724_000000432055_00416_26021_1714.N1	20-FEB-2007 22:07:24	Straylight	43.000	65	Lam Vel	2.2040	4400.0	86	26021	No
249	GOM_NL__2PRFIN20070220_221707_000000452055_00416_26021_1715.N1	20-FEB-2007 22:17:07	Tw_i_and_stray	44.500	48	30Alp Hya	1.9770	4100.0	89	26021	No
250	GOM_NL__2PRFIN20070220_222801_000000392055_00416_26021_1716.N1	20-FEB-2007 22:28:01	Bright	38.500	17	78Bet Gem	1.1610	4500.0	77	26021	No
251	GOM_NL__2PRFIN20070220_222912_000000352055_00416_26021_1717.N1	20-FEB-2007 22:29:12	Bright	35.000	24	66Alp Gem	1.5800	10200.	70	26021	No
252	GOM_NL__2PRFIN20070220_224516_000000362055_00416_26021_1718.N1	20-FEB-2007 22:45:16	Bright	36.000	49	1Alp UMi	1.9900	6300.0	72	26021	No
253	GOM_NL__2PRFIN20070220_225228_000000362055_00416_26021_1719.N1	20-FEB-2007 22:52:28	Bright	35.500	89	5Alp Cep	2.4510	8000.0	71	26021	No
254	GOM_NL__2PRFIN20070220_225734_000000272055_00416_26021_1720.N1	20-FEB-2007 22:57:34	Bright	27.000	19	50Alp Cyg	1.2460	10500.	54	26021	No
255	GOM_NL__2PRFIN20070220_225909_000000352055_00416_26021_1721.N1	20-FEB-2007 22:59:09	Bright	34.500	66	37Gam Cyg	2.2080	5900.0	69	26021	No
256	GOM_NL__2PRFIN20070220_230726_000000372055_00416_26021_1722.N1	20-FEB-2007 23:07:26	Bright	36.500	168	17Zet Aql	2.9860	11000.	73	26021	No
257	GOM_NL__2PRFIN20070220_231703_000000392055_00416_26021_1723.N1	20-FEB-2007 23:17:03	Twilight	39.000	155	41Pi Sgr	2.9000	6600.0	78	26021	No
258	GOM_NL__2PRFIN20070220_231845_000000412055_00416_26021_1724.N1	20-FEB-2007 23:18:45	Dark	40.500	57	34Sig Sgr	2.0660	26000.	81	26021	No
259	GOM_NL__2PRFIN20070220_232139_000000402055_00416_26021_1725.N1	20-FEB-2007 23:21:39	Dark	39.500	38	20Eps Sgr	1.8360	11000.	79	26021	No
260	GOM_NL__2PRFIN20070220_232403_000000422055_00416_26021_1726.N1	20-FEB-2007 23:24:03	Dark	42.000	25	35Lam Sco	1.6200	28000.	84	26021	No
261	GOM_NL__2PRFIN20070220_232655_000000392055_00416_26021_1727.N1	20-FEB-2007 23:26:55	Dark	38.500	147	Alp Ara	2.8770	26000.	77	26021	No
262	GOM_NL__2PRFIN20070220_232818_000000392055_00416_26021_1728.N1	20-FEB-2007 23:28:18	Dark	39.000	141	Bet Ara	2.8400	4600.0	78	26021	No
263	GOM_NL__2PRFIN20070220_233144_000000432055_00417_26022_1713.N1	20-FEB-2007 23:31:44	Dark	42.500	43	Alp TrA	1.9100	4250.0	85	26022	No
264	GOM_NL__2PRFIN20070220_233439_000000442055_00417_26022_1714.N1	20-FEB-2007 23:34:39	Dark	44.000	4	Alp1Cen	-0.010000	5800.0	88	26022	No
265	GOM_NL__2PRFIN20070220_233559_000000442055_00417_26022_1715.N1	20-FEB-2007 23:35:59	Dark	44.000	10	Bet Cen	0.61000	28000.	88	26022	No
266	GOM_NL__2PRFIN20070220_233853_000000462055_00417_26022_1716.N1	20-FEB-2007 23:38:53	Dark	45.500	12	Alp1Cru	0.77500	30000.	91	26022	No
267	GOM_NL__2PRFIN20070220_234103_000000372055_00417_26022_1717.N1	20-FEB-2007 23:41:03	Dark	36.500	124	The Car	2.7640	30000.	73	26022	No
268	GOM_NL__2PRFIN20070220_234441_000000382055_00417_26022_1718.N1	20-FEB-2007 23:44:41	Dark	37.500	91	Kap Vel	2.4900	26000.	75	26022	No
269	GOM_NL__2PRFIN20070220_234800_000000442055_00417_26022_1719.N1	20-FEB-2007 23:48:00	Straylight	43.500	65	Lam Vel	2.2040	4400.0	87	26022	No
270	GOM_NL__2PRFIN20070220_235743_000000452055_00417_26022_1720.N1	20-FEB-2007 23:57:43	Tw_i_and_stray	45.000	48	30Alp Hya	1.9770	4100.0	90	26022	No

### 3. Quality information per product

In this section it is plotted some information contained in the Quality Summary data set of the level 2 products. Only products in dark limb conditions and without errors (error flag in the MPH set to "0") are used.


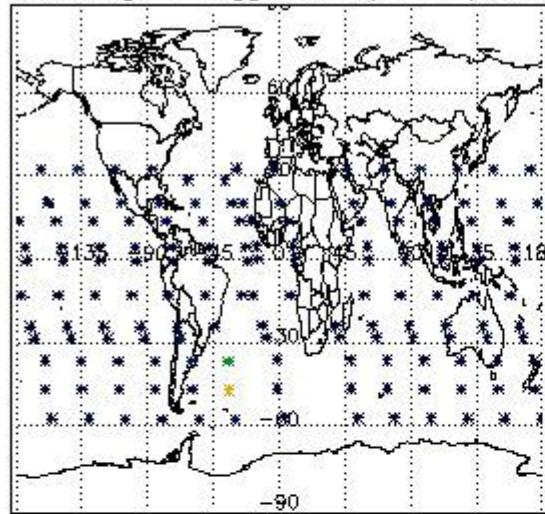
3.1 Plot quality information per product (time dependant)



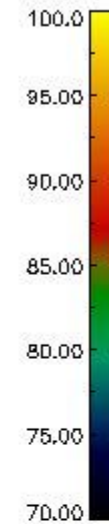
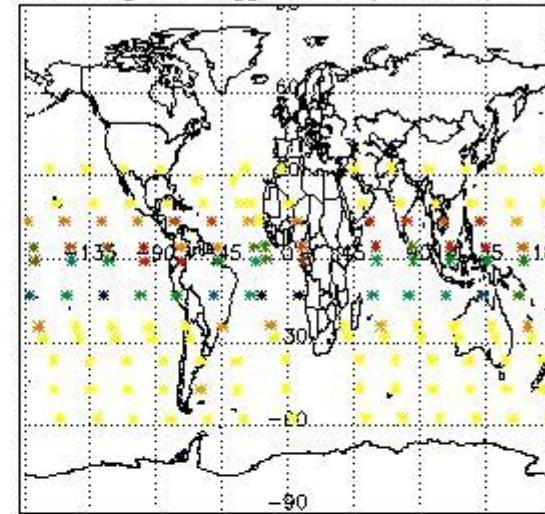
3.2 Plot quality information per product (world map)




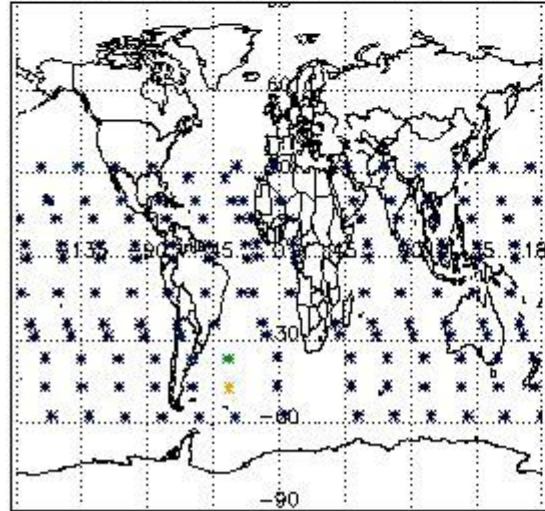
Percentage of flagged data per O3 profile



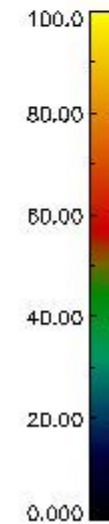
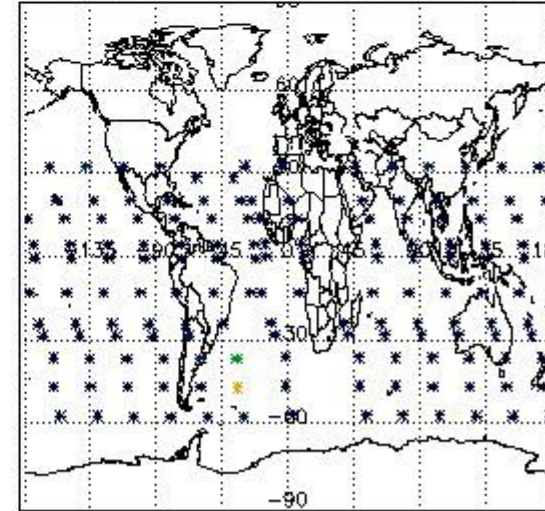
Percentage of flagged data per H2O profile



Percentage of flagged data per NO2 profile



Percentage of flagged data per NO3 profile

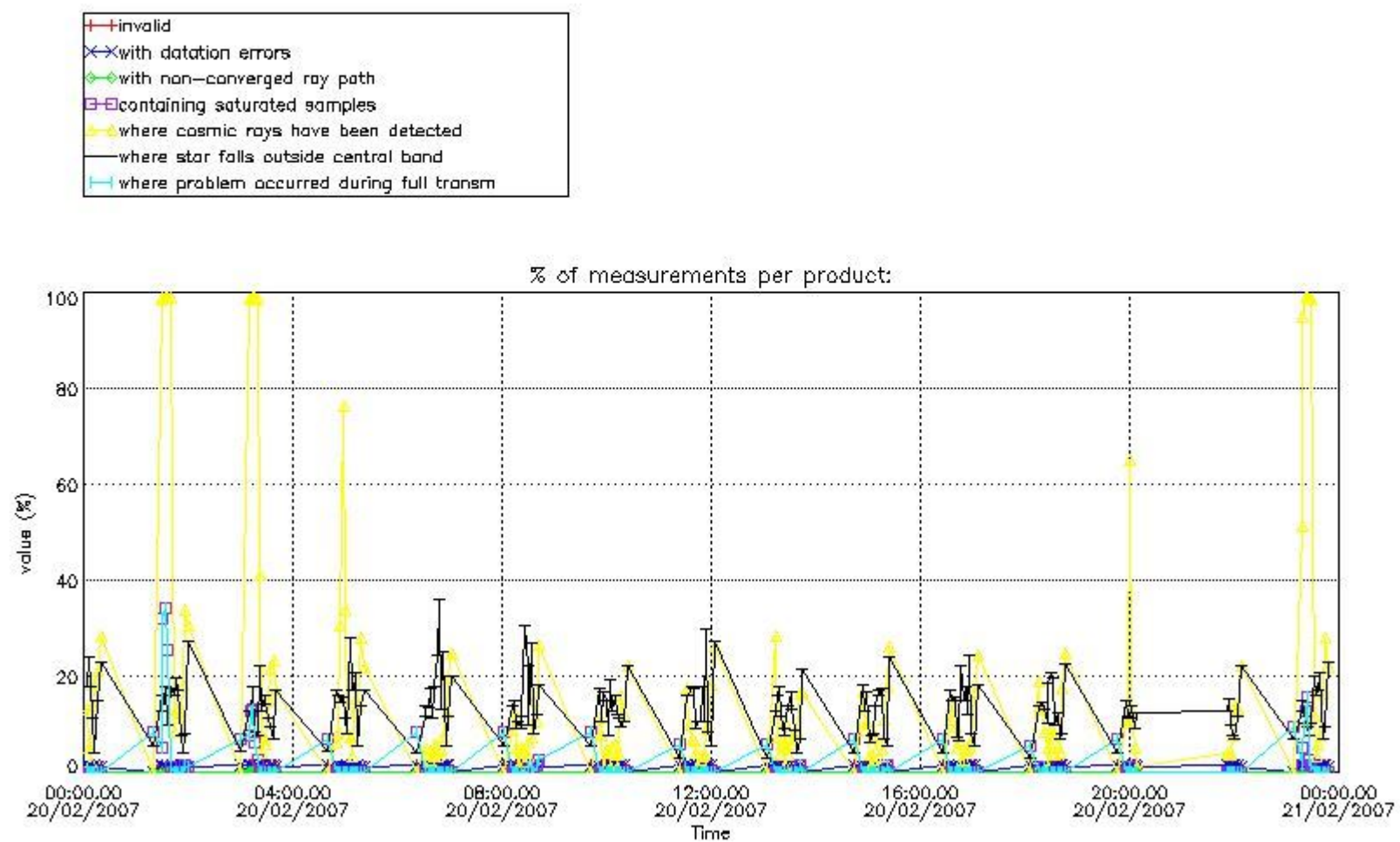


#### 4. Level 1 quality information per product

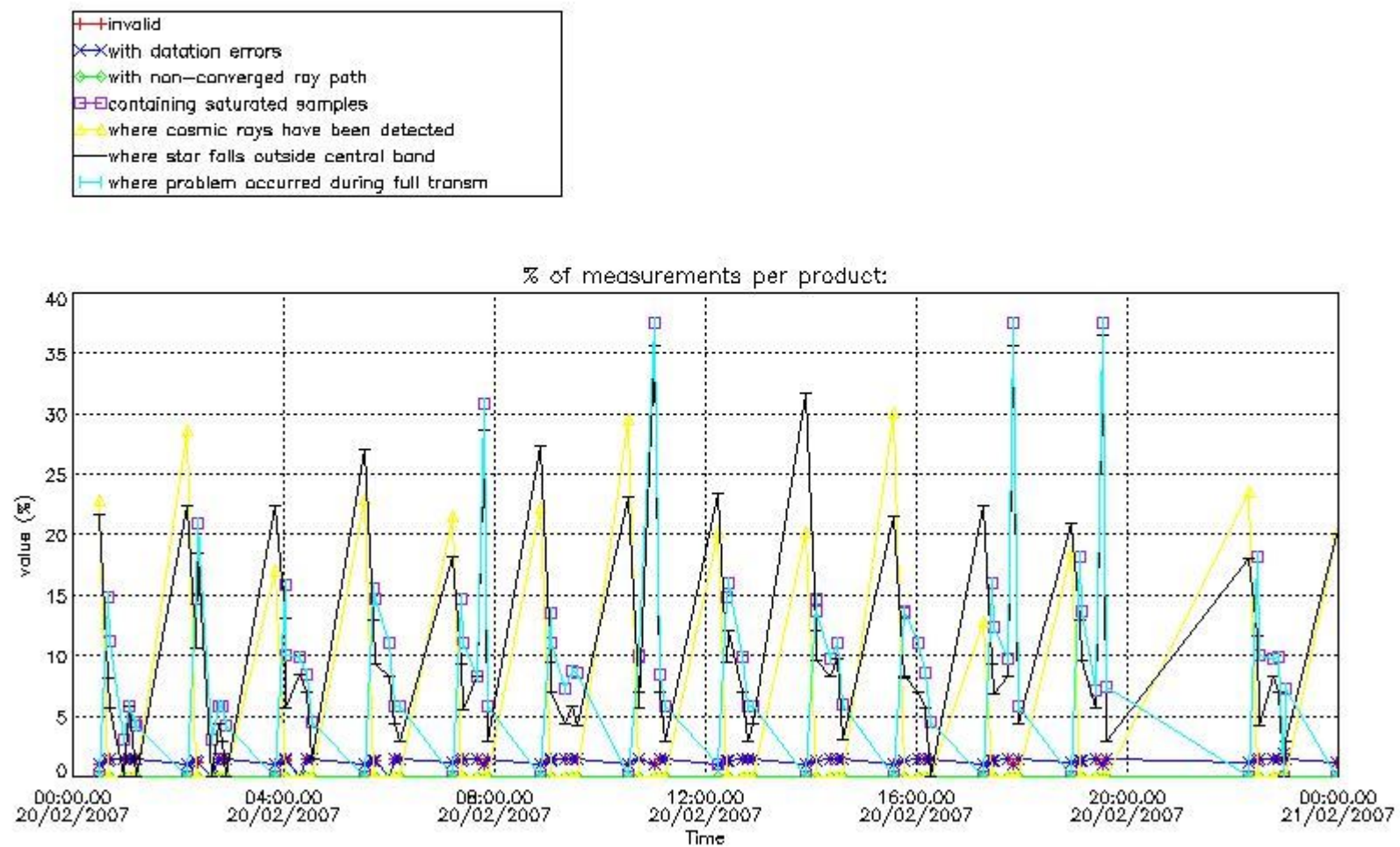
In this section it is plotted some information contained in the Quality Summary data set of the level 2 products that comes from the level 1b processing. Products without errors (error flag in the MPH set to "0") are used.

##### 4.1 Plot quality information per product (time dependant) coming from level 1b processing

##### 4.1.1 Plot level 1 quality information per product (time dependant): ENVISAT ASCENDING passes



4.1.2 Plot level 1 quality information per product (time dependant): ENVI SAT DESCENDING passes

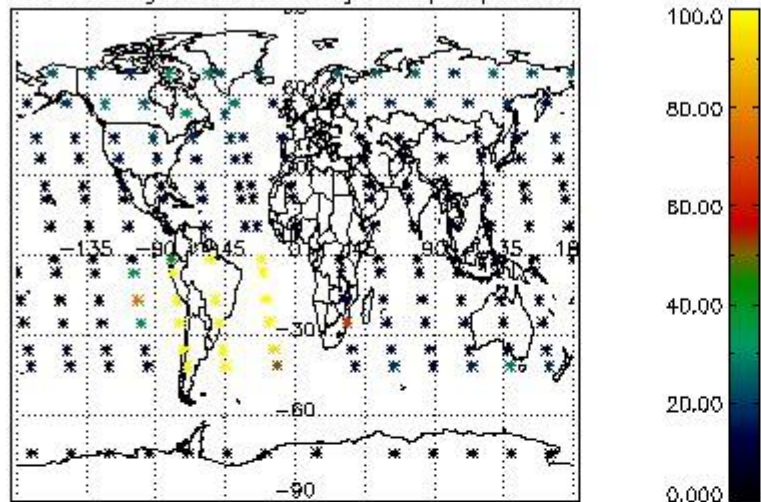


*4.2 Plot quality information per product coming from level 1b processing (world map)*

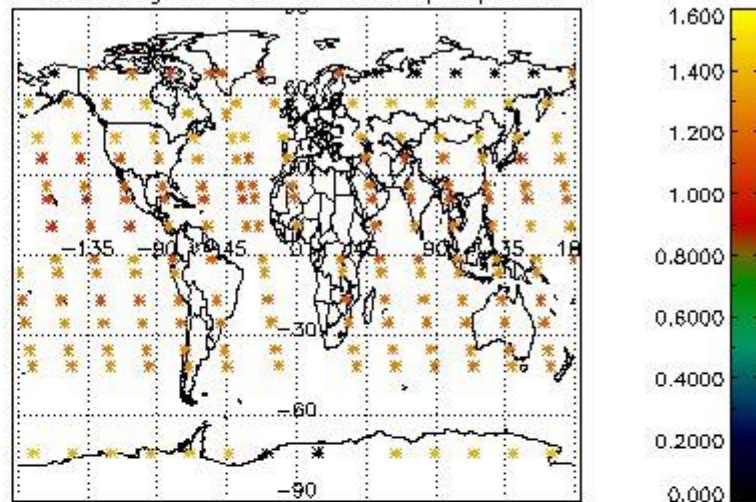
*4.2.1 Plot level 1 quality information per product (world map): ENVISAT ASCENDING passes*



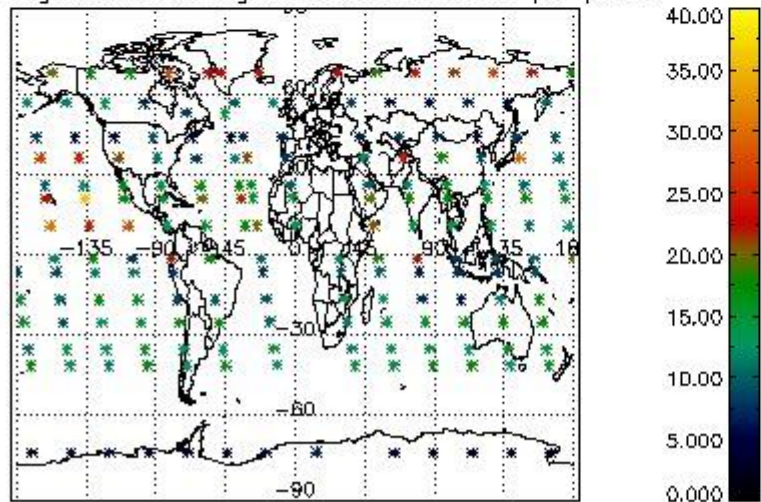
Percentage of cosmic ray hits per profile



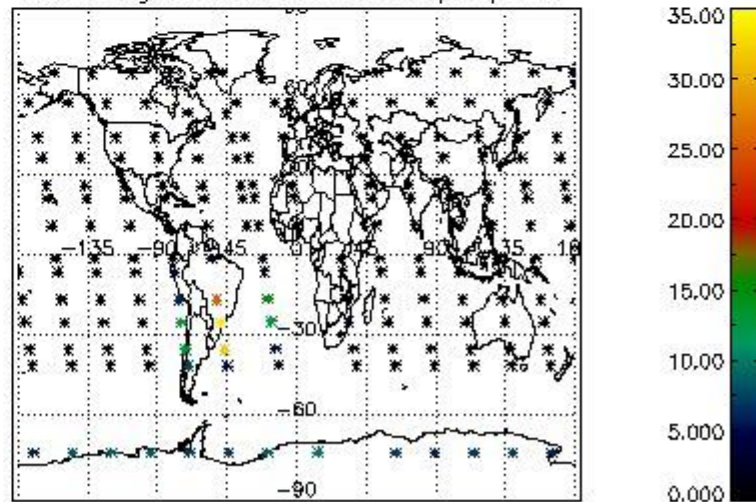
Percentage of datation errors per profile



Percentage of star falling outside central band per profile

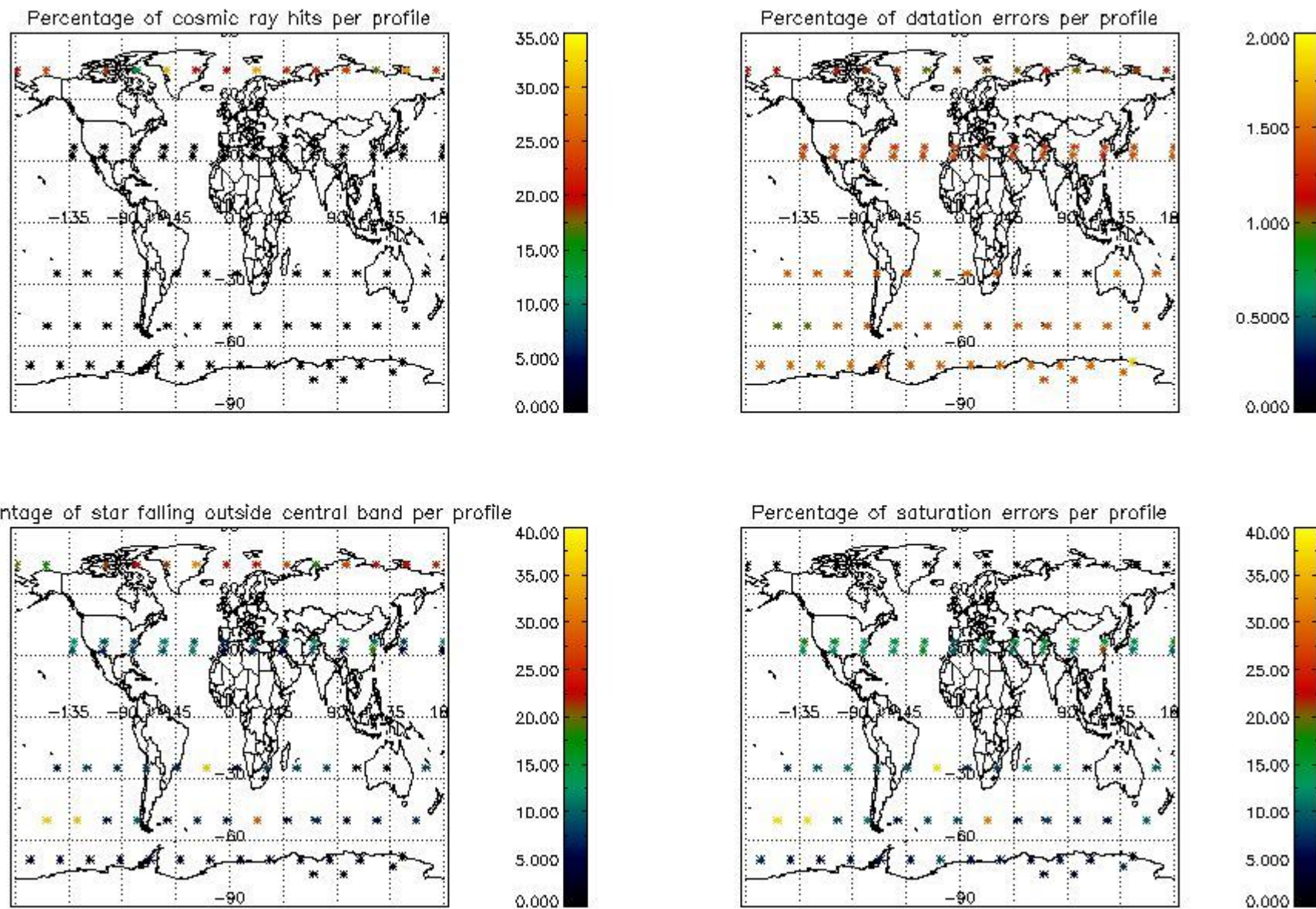


Percentage of saturation errors per profile



4.2.2 Plot level 1 quality information per product (world map): ENVISAT DESCENDING passes





## 5. Trace gas profiles

### 5.1 Ozone statistics based on quality of products

The final quality of the products can be "measured" using the STD (Standard Deviation) attached to every point profile. This information is written to the parameter GOM\_NL\_\_2P/NL\_LOCAL\_SPECIES\_DENSITY/o3\_std of the level 2 products. The table below shows the statistics for given STD ranges.

The statistics are given with respect to the overall valid production:

- Products without fatal errors: GOM\_NL\_\_2P/MPH/PRODUCT\_ERR=0
- Valid point profile: GOM\_NL\_\_2P/NL\_LOCAL\_SPECIES\_DENSITY/pcd(0)=0

The 'Criteria' is applied to valid points of dark limb products:

- Products in dark limb illumination condition: GOM\_NL\_\_2P/NL\_SUMMARY\_QUALITY/obs\_ill\_cond=0
- Products without fatal errors: GOM\_NL\_\_2P/MPH/PRODUCT\_ERR=0
- Valid point profile: GOM\_NL\_\_2P/NL\_LOCAL\_SPECIES\_DENSITY/pcd(0)=0

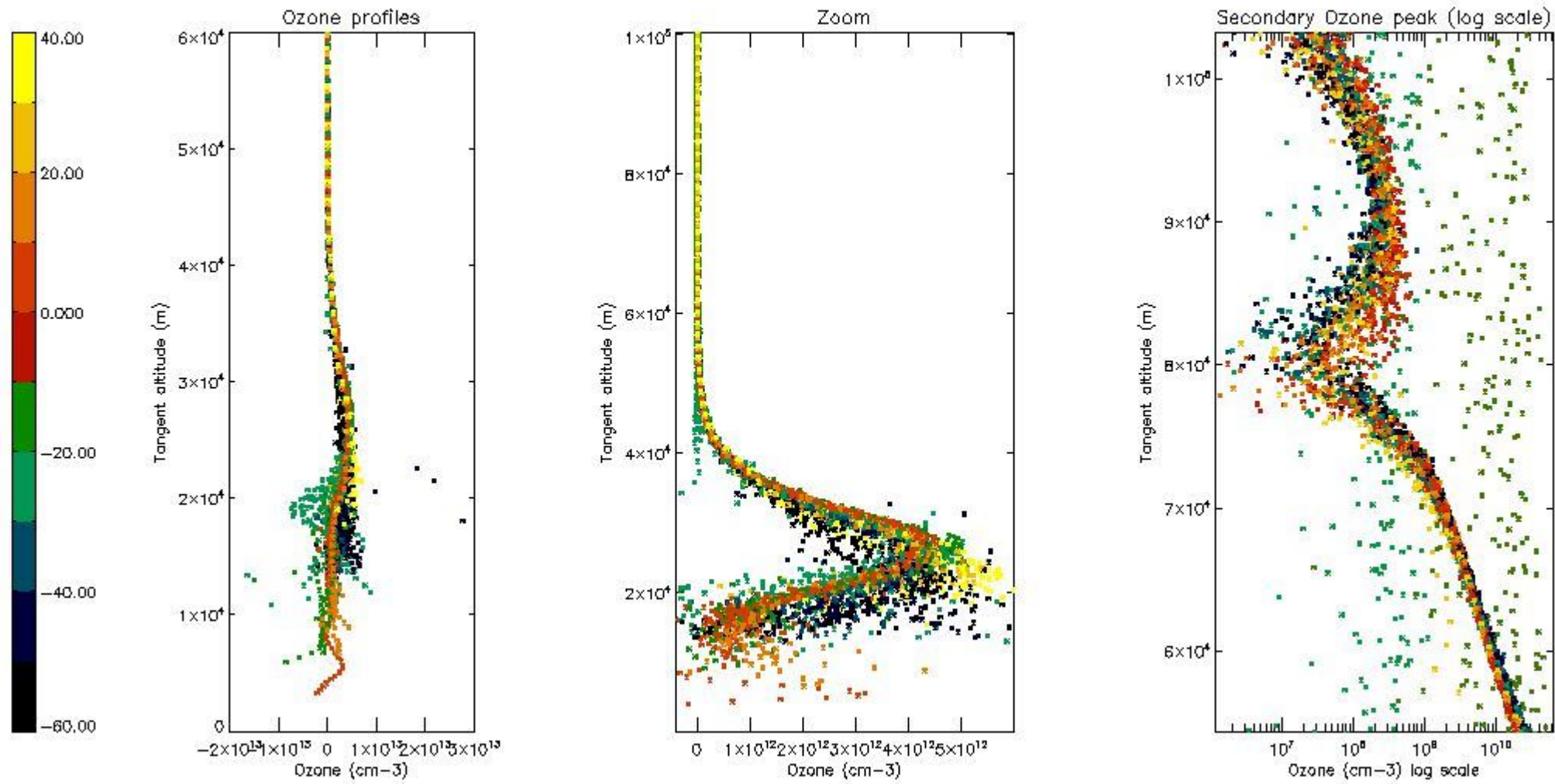
So, the table below shows the percentage of dark limb and valid observations for each criteria with respect to the overall valid daily observations.

Criteria	% of total production
All STD	57
STD < 20	34

STD < 10	28
STD < 5	21

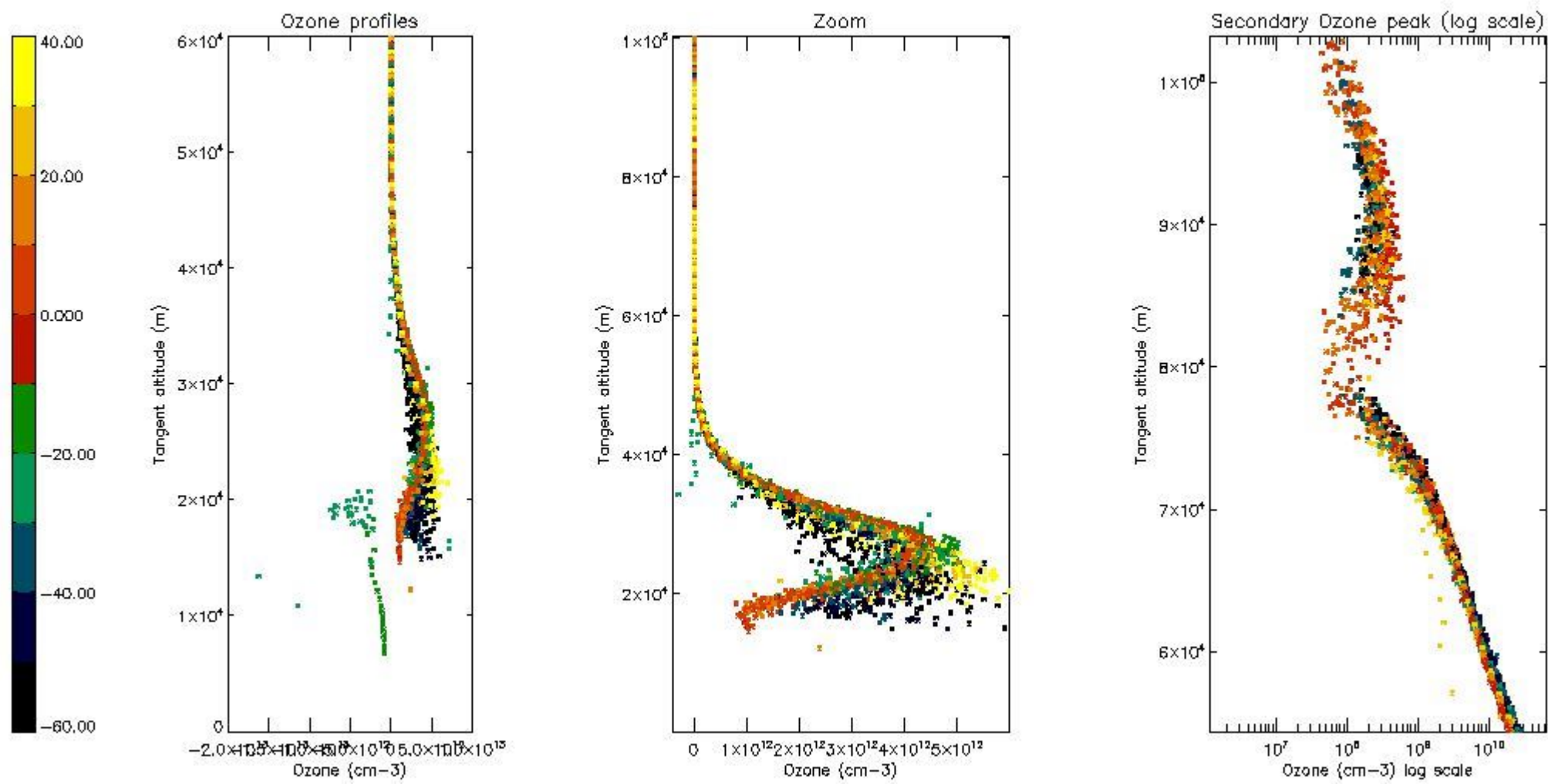
5.2 Plot ozone profiles for all STD (dark without errors)

The colorbar represents the latitude.



5.3 Plot ozone profiles where STD < 20% (dark without errors)

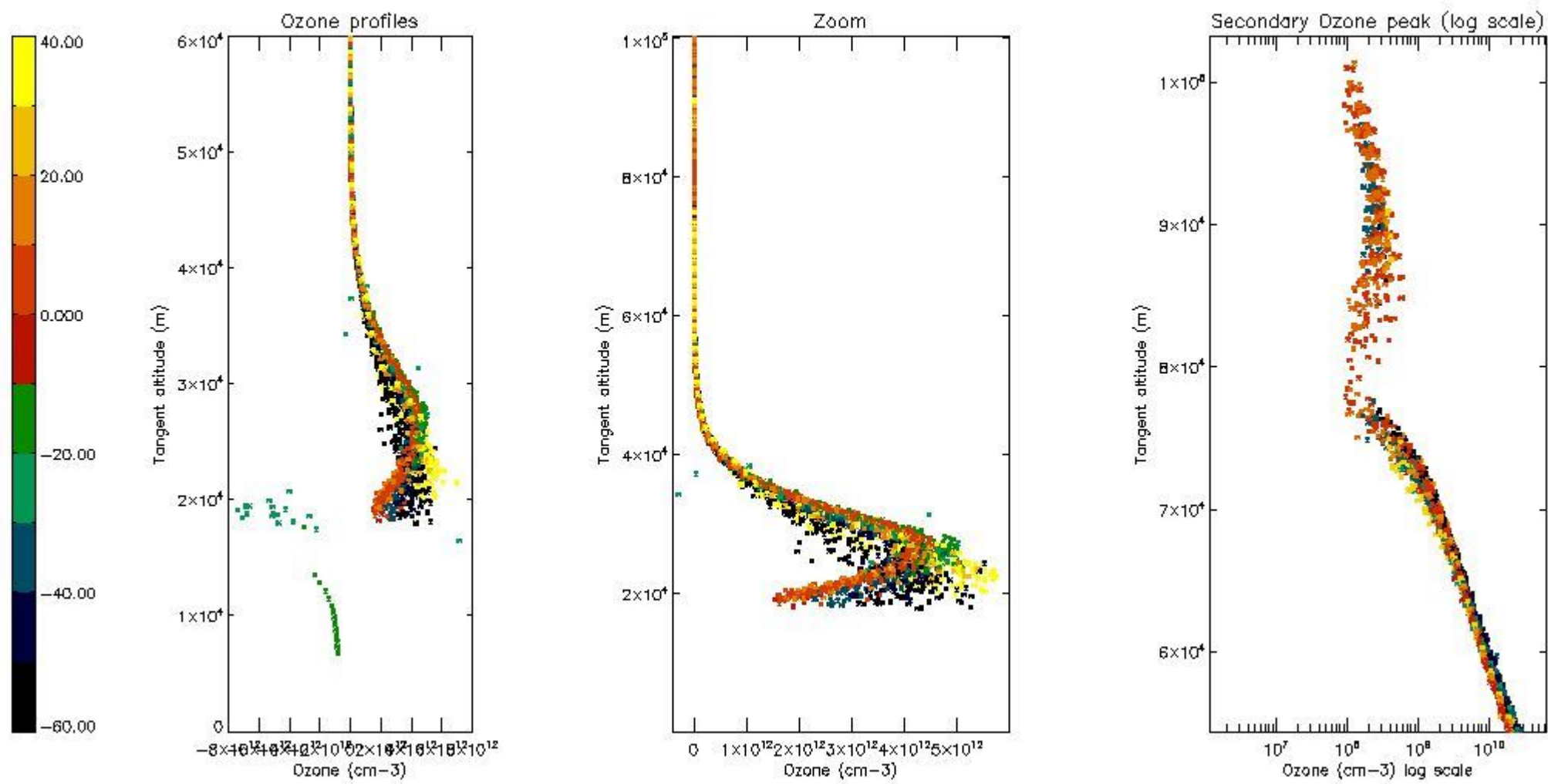
The colorbar represents the latitude.



*5.4 Plot ozone profiles where STD < 10% (dark without errors)*

The colorbar represents the latitude.

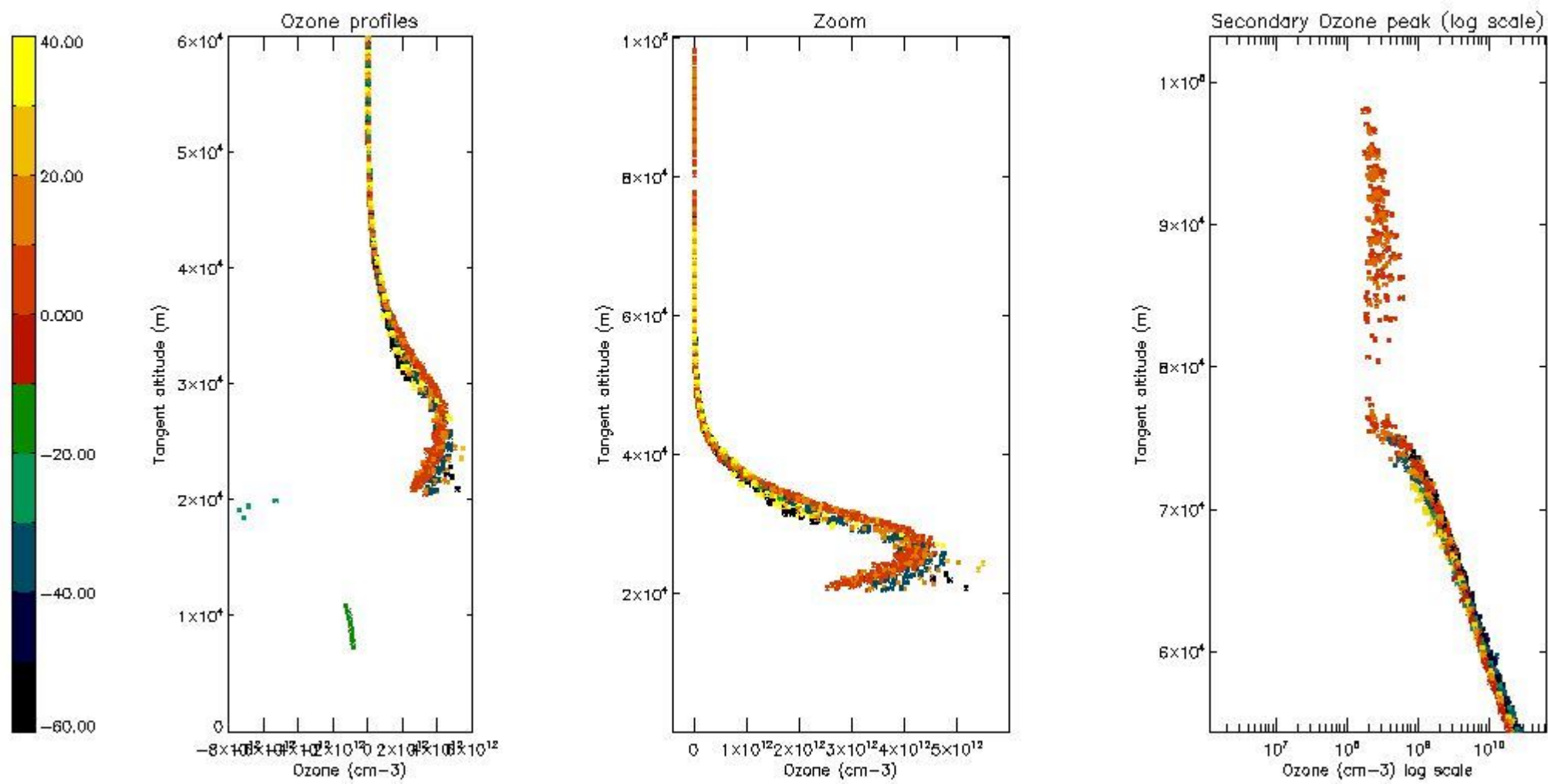




*5.5 Plot ozone profiles where STD < 5% (dark without errors)*

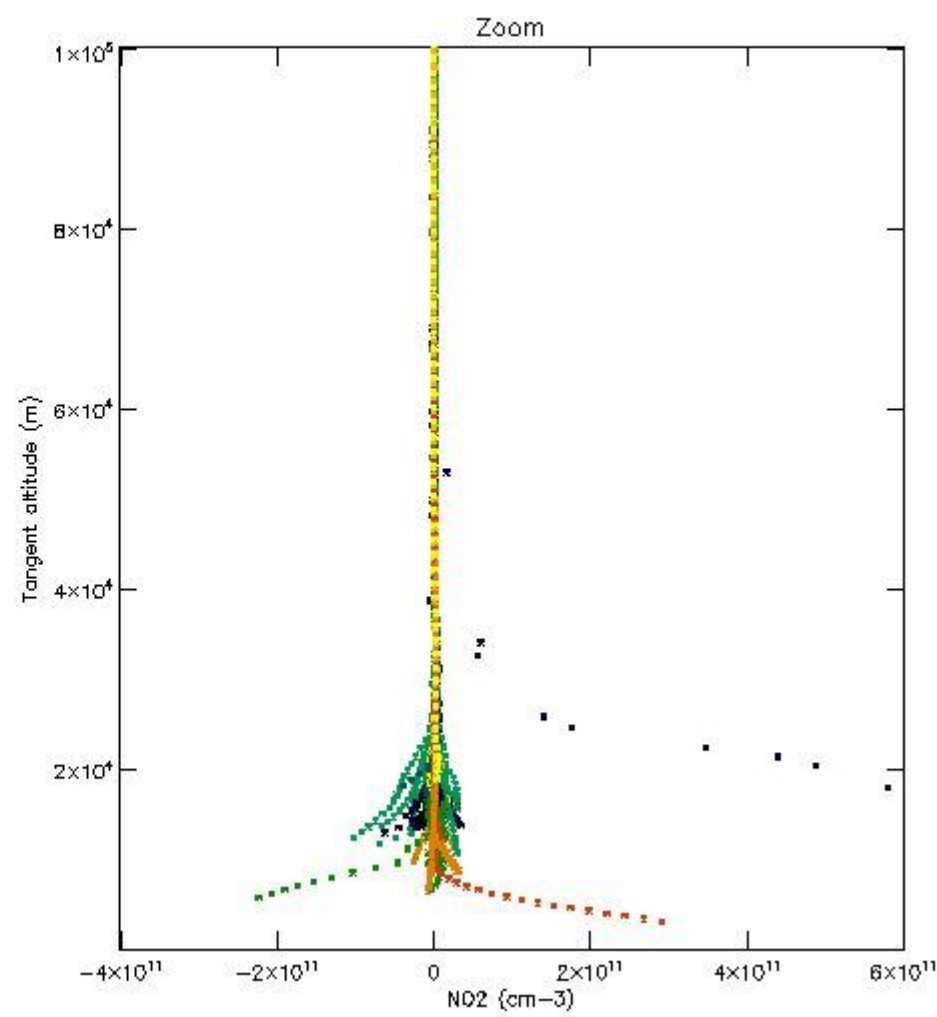
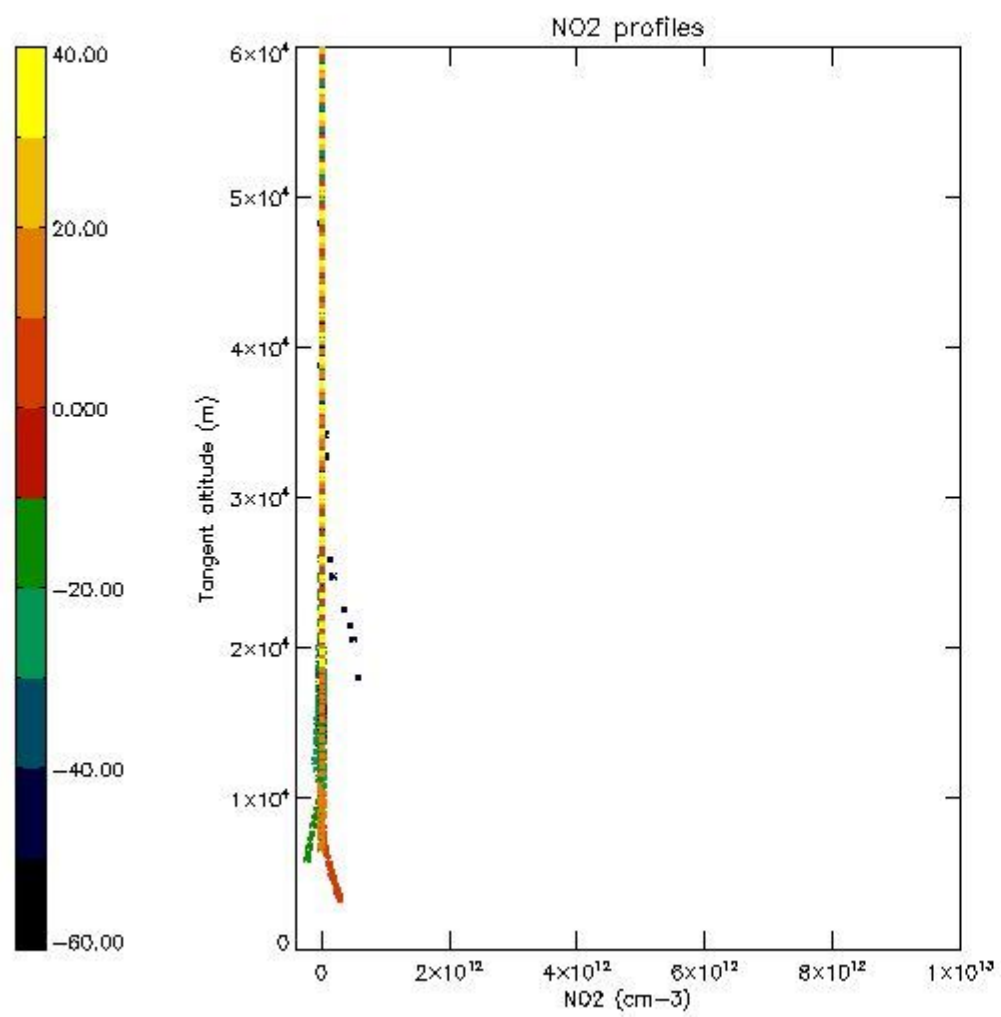
The colorbar represents the latitude.





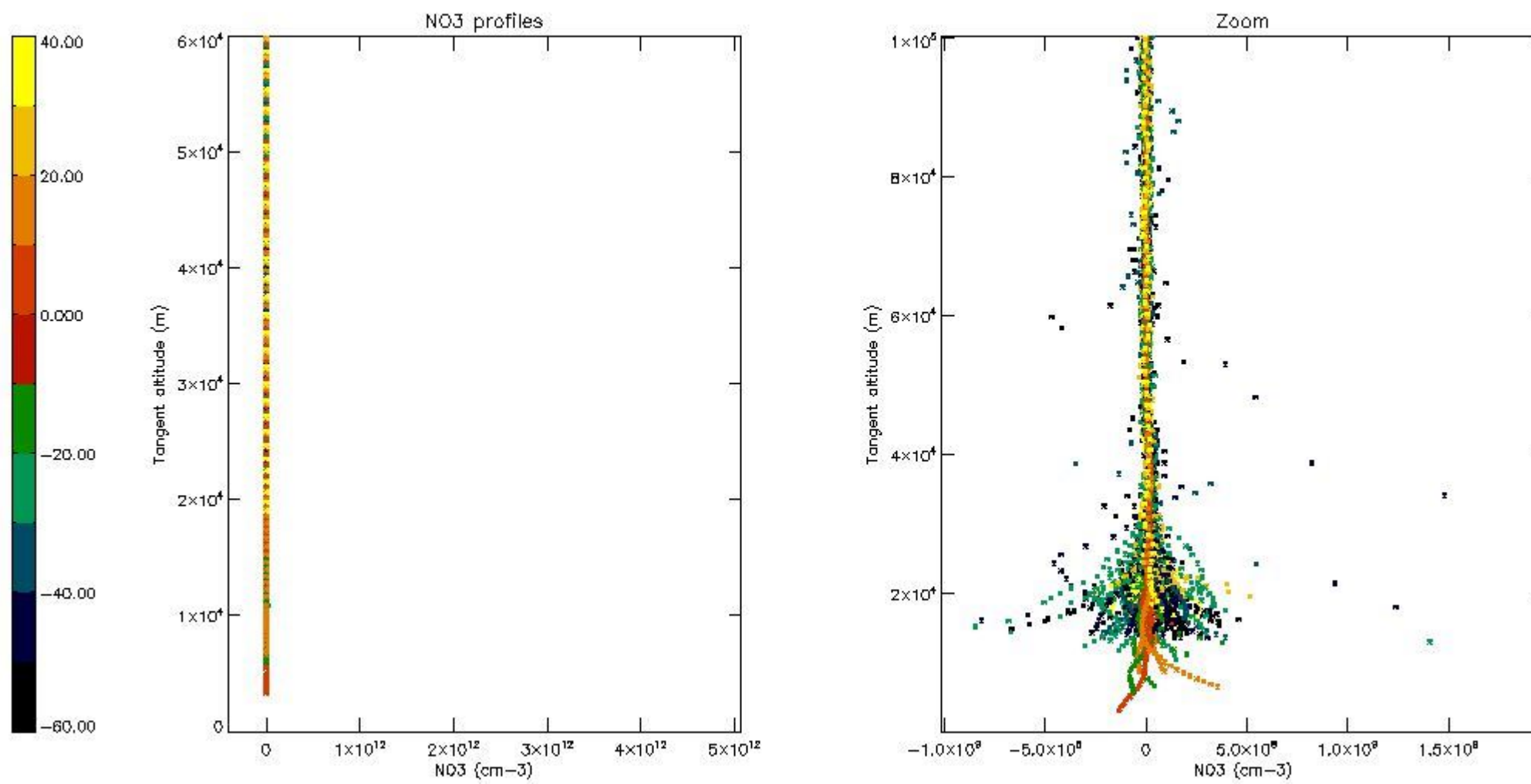
*5.6 Plot NO<sub>2</sub> profiles for all STD (dark without errors)*

The colorbar represents the latitude.



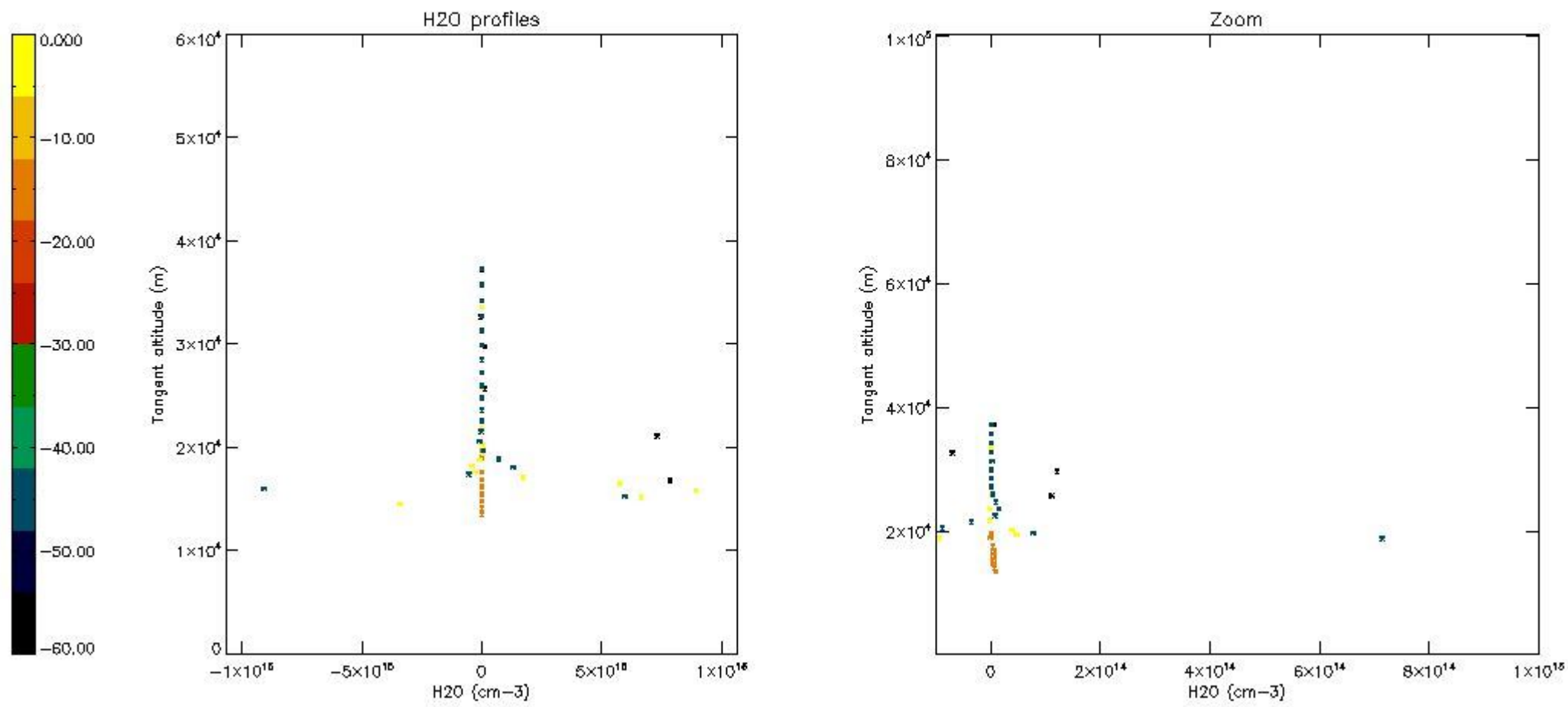
*5.7 Plot NO3 profiles for all STD (dark without errors)*

The colorbar represents the latitude.



5.8 Plot H<sub>2</sub>O profiles for all STD (only for occultations of stars 1,2,3,4,13,14,16,26,63 dark without errors)

The colorbar represents the latitude.

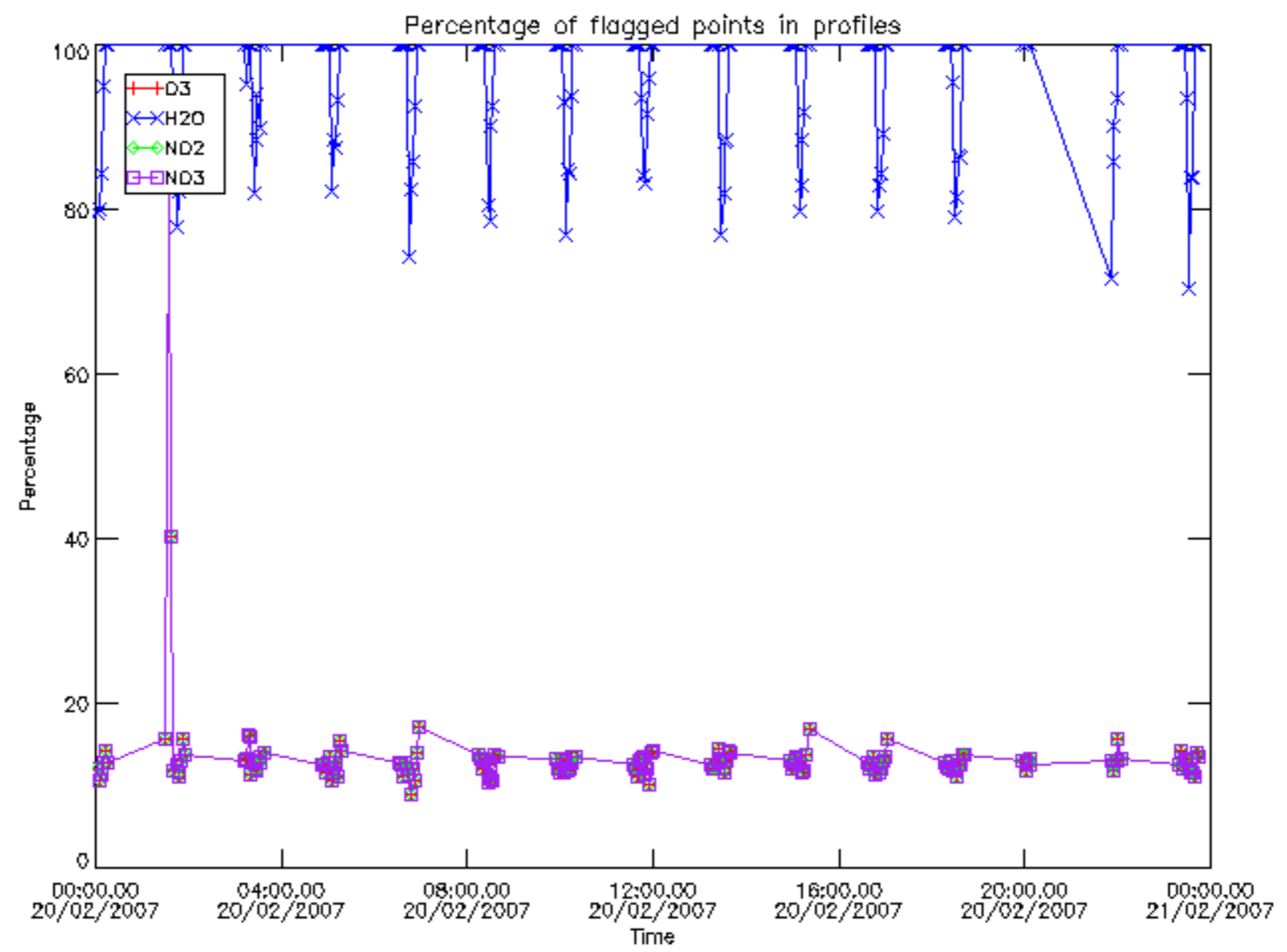


## 6. Auxiliary Data Files used for the production reported in section 2

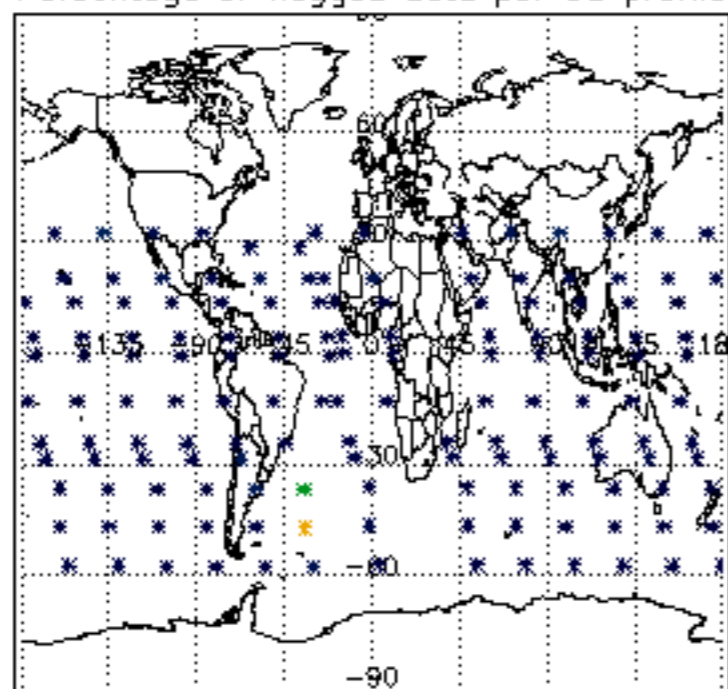
The number reported in the third column indicates since which file (see list in section 2) the corresponding auxiliary file has been used. The fourth column is the date of those product files.

Type	Auxiliary Filename	Used since product	Used since product date
INST_PHYS_CHARACTERISTICS	GOM_INS_AXVIEC20091111_143220_20030716_120000_20500101_000000	1	20-FEB-2007 00:03:17
LEVEL-2_PROC_CONFIG	GOM_PR2_AXVIEC20091111_152718_20020301_000000_20500101_000000	1	20-FEB-2007 00:03:17
CROSS_SECTIONS_FILE	GOM_CRS_AXVIEC20091111_154832_20020301_000000_20500101_000000	1	20-FEB-2007 00:03:17

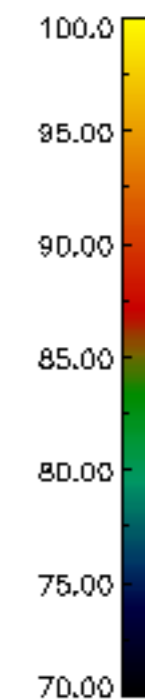
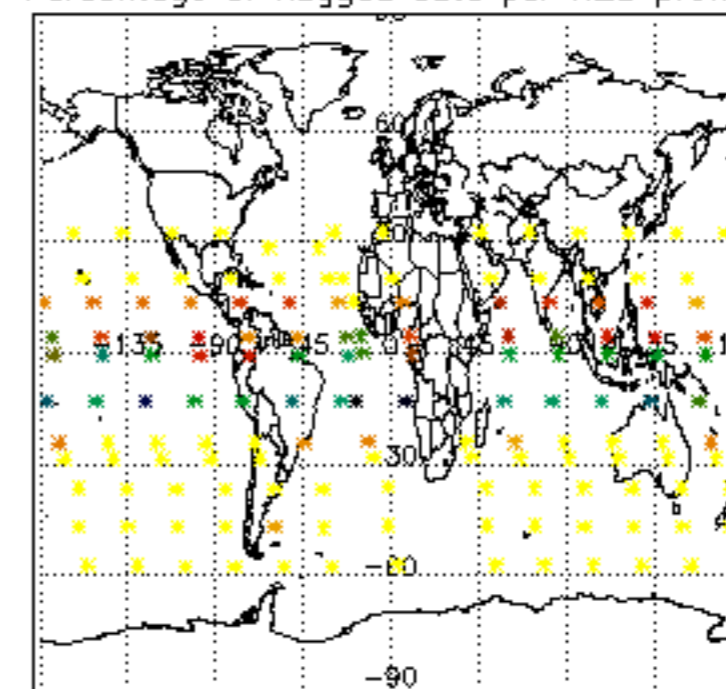




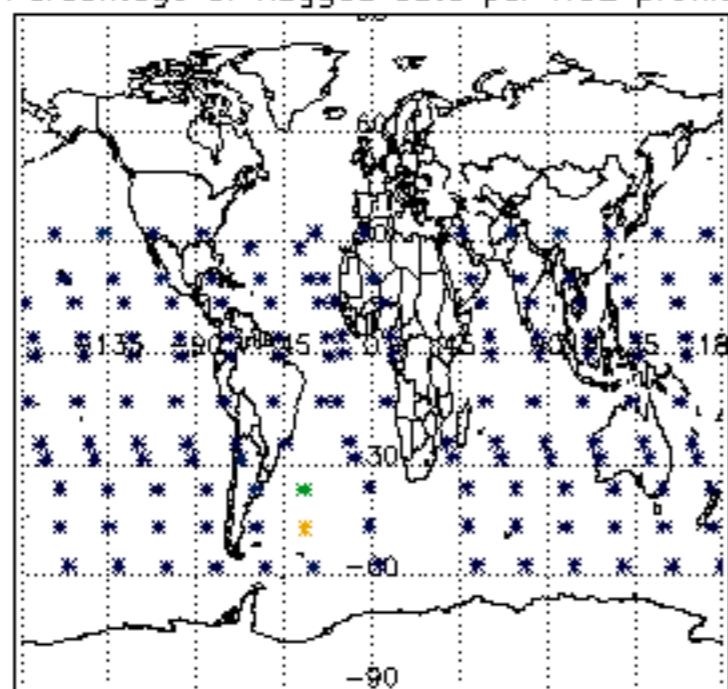
Percentage of flagged data per D3 profile



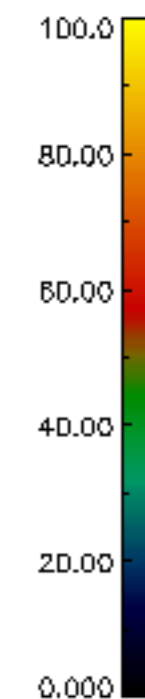
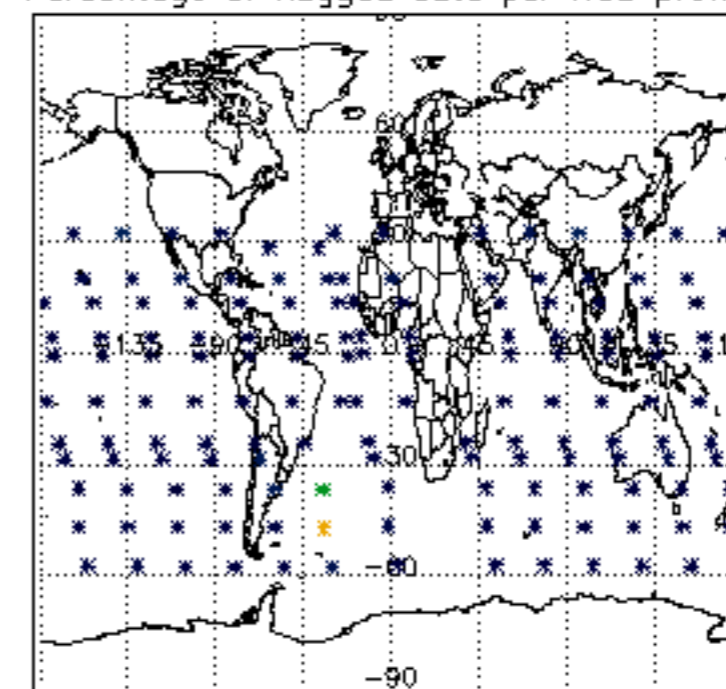
Percentage of flagged data per H2O profile

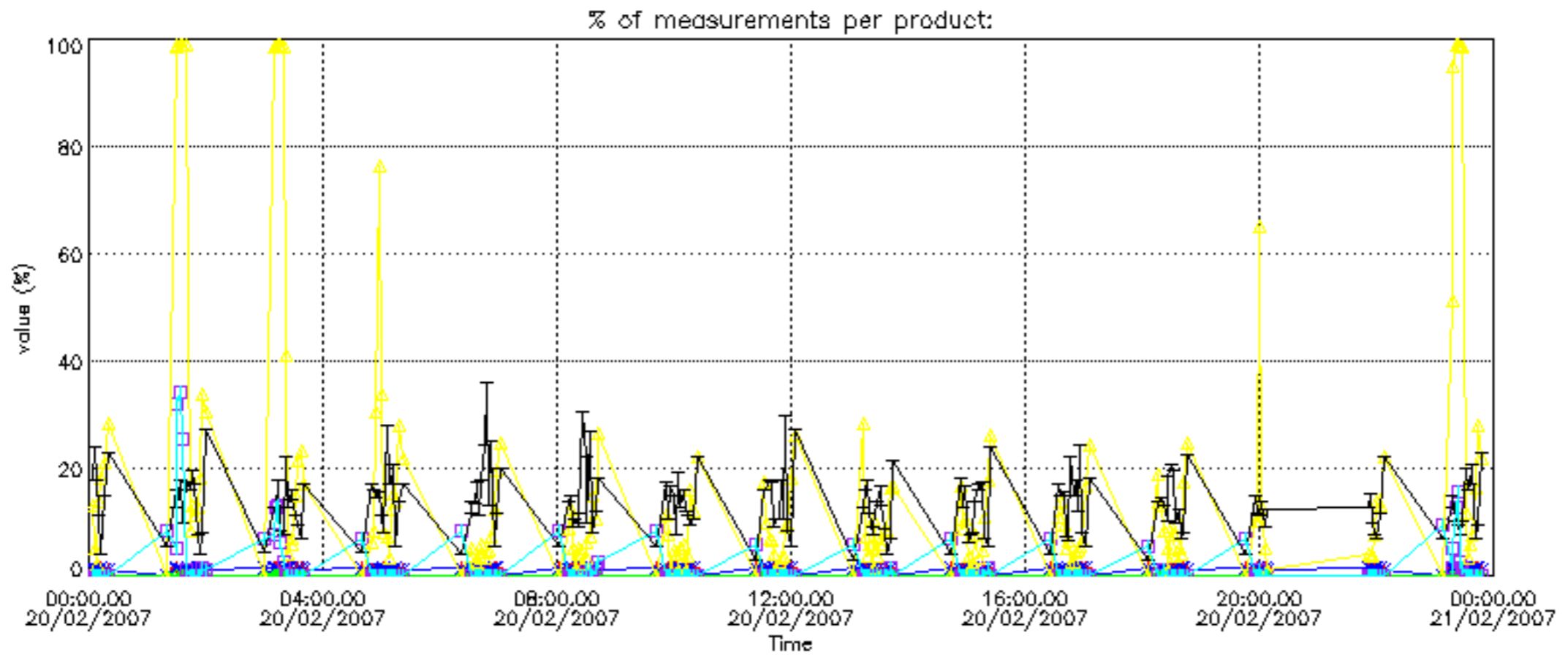


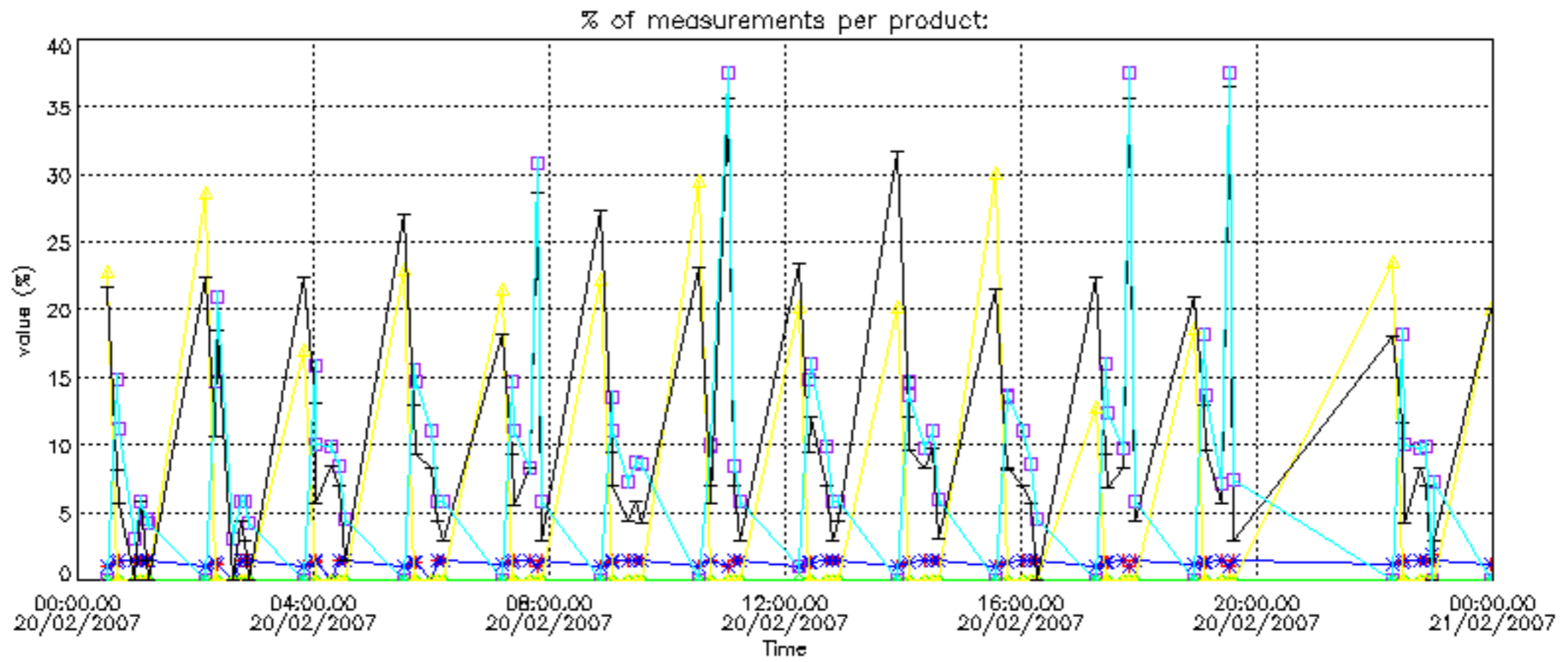
Percentage of flagged data per NO2 profile



Percentage of flagged data per NO3 profile

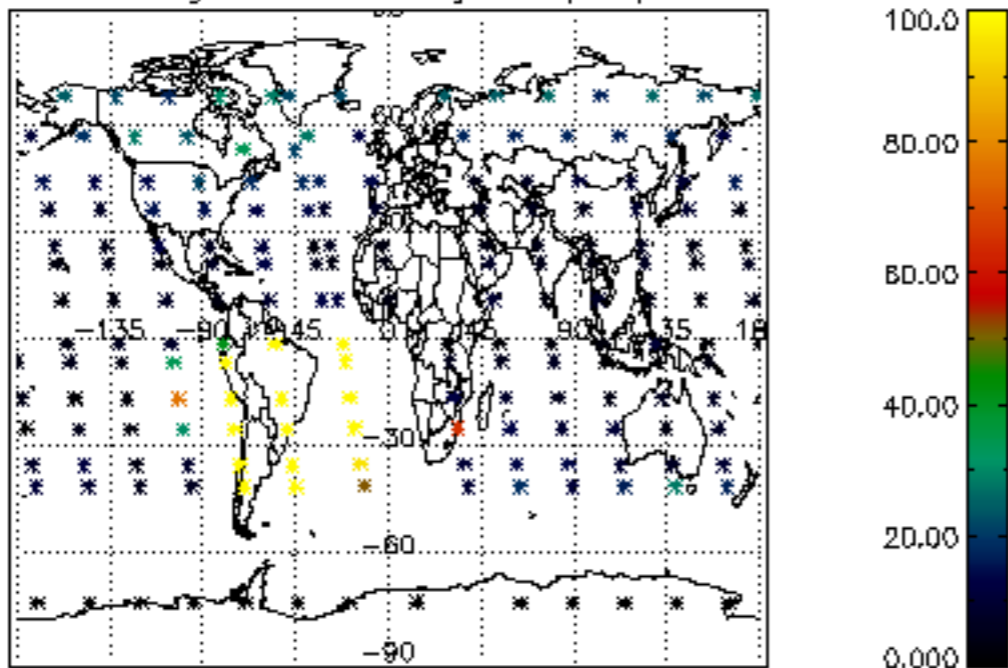




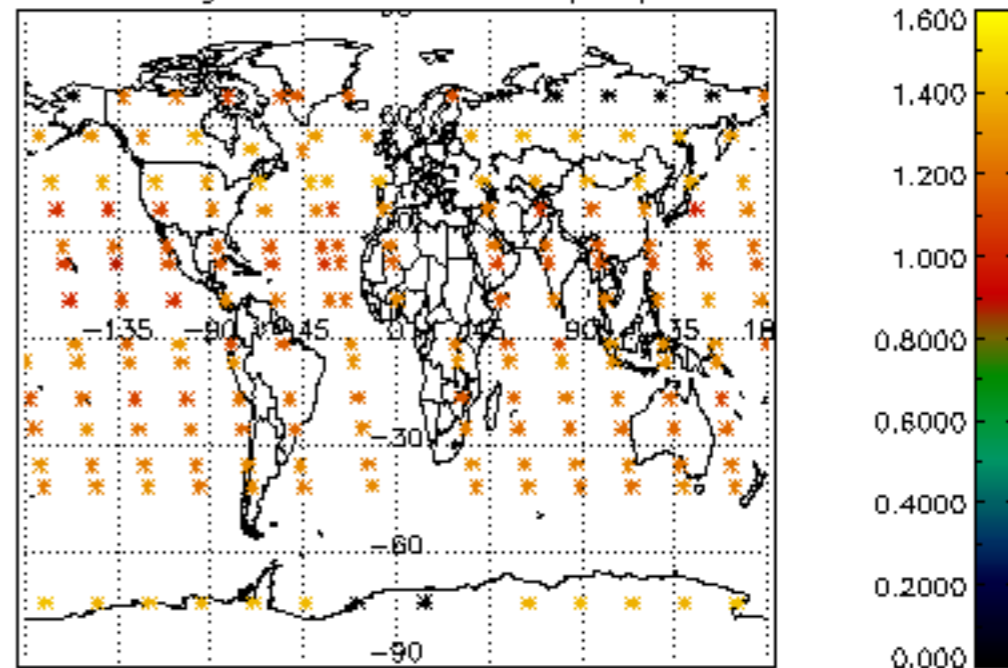




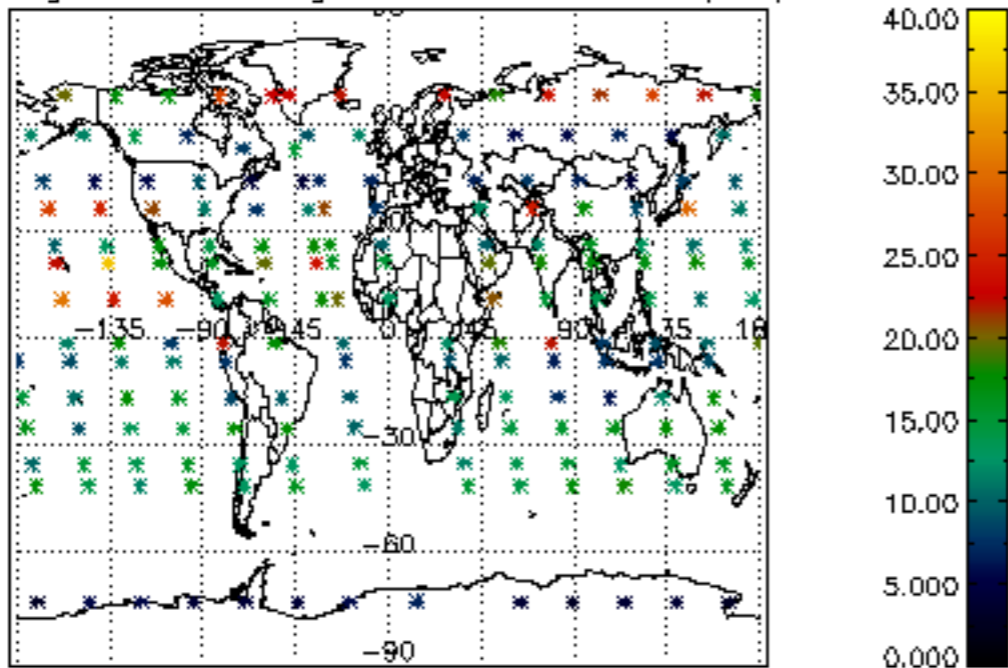
Percentage of cosmic ray hits per profile



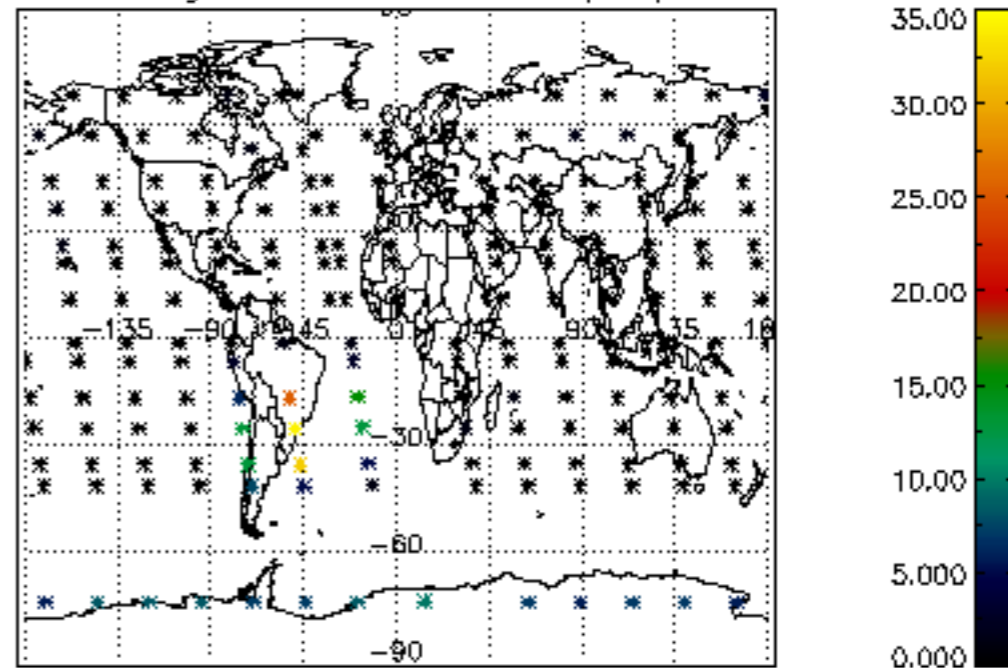
Percentage of datation errors per profile



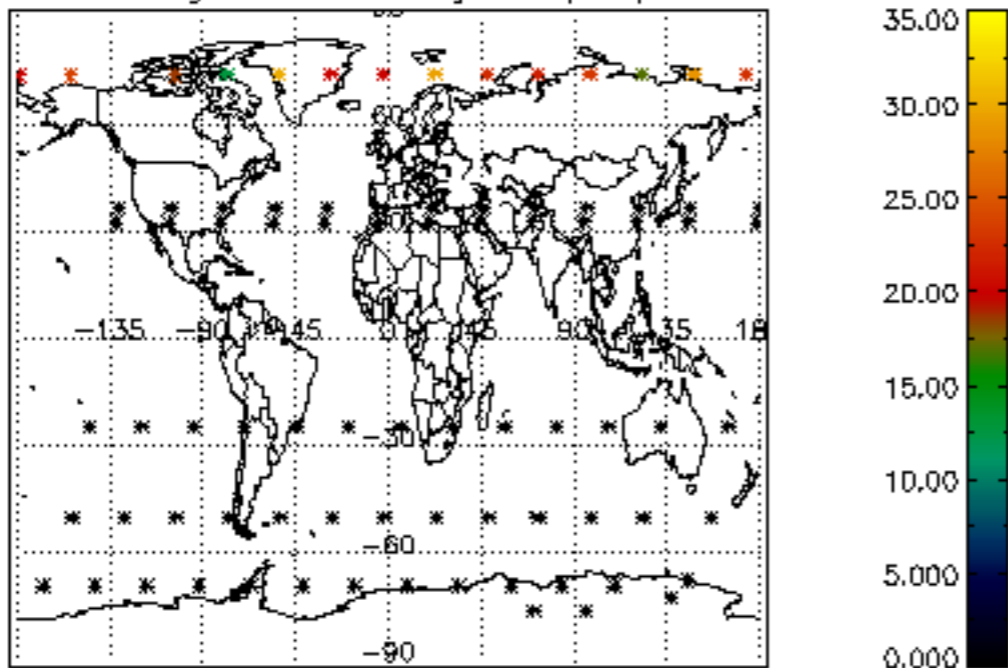
Percentage of star falling outside central band per profile



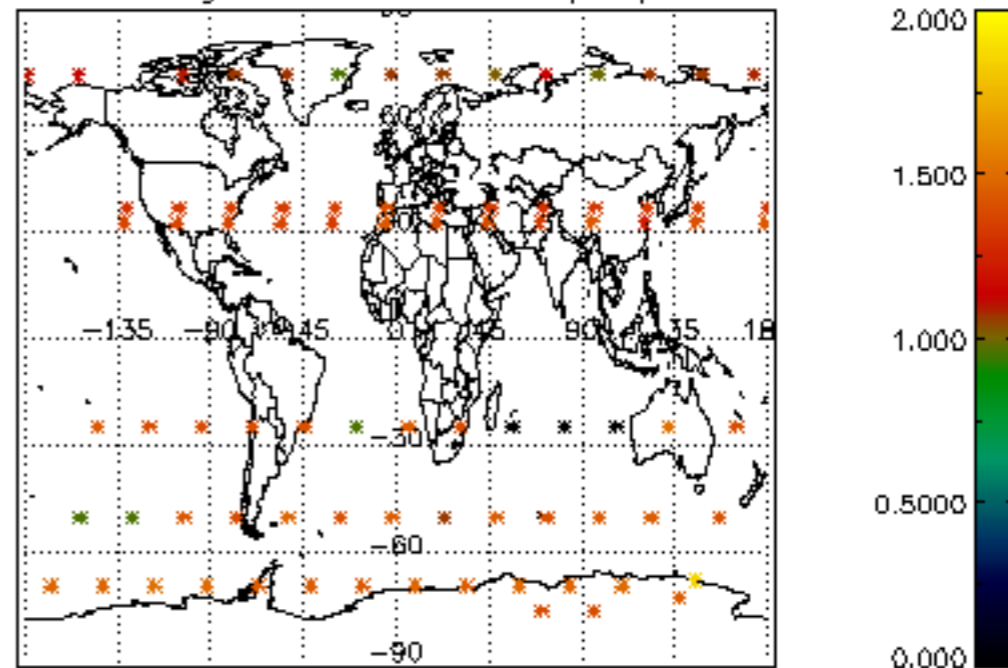
Percentage of saturation errors per profile



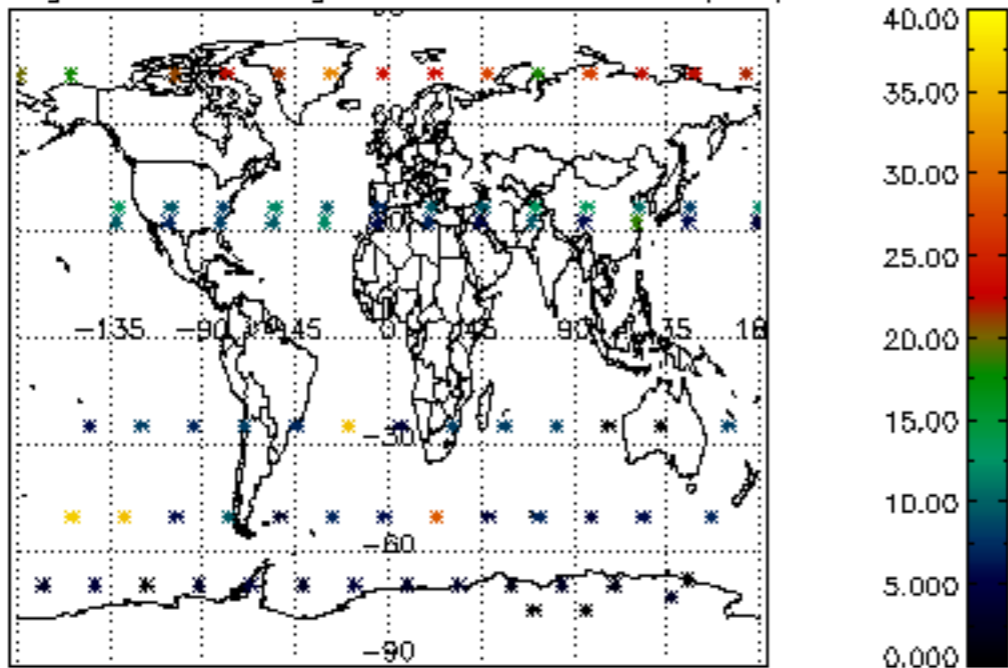
Percentage of cosmic ray hits per profile



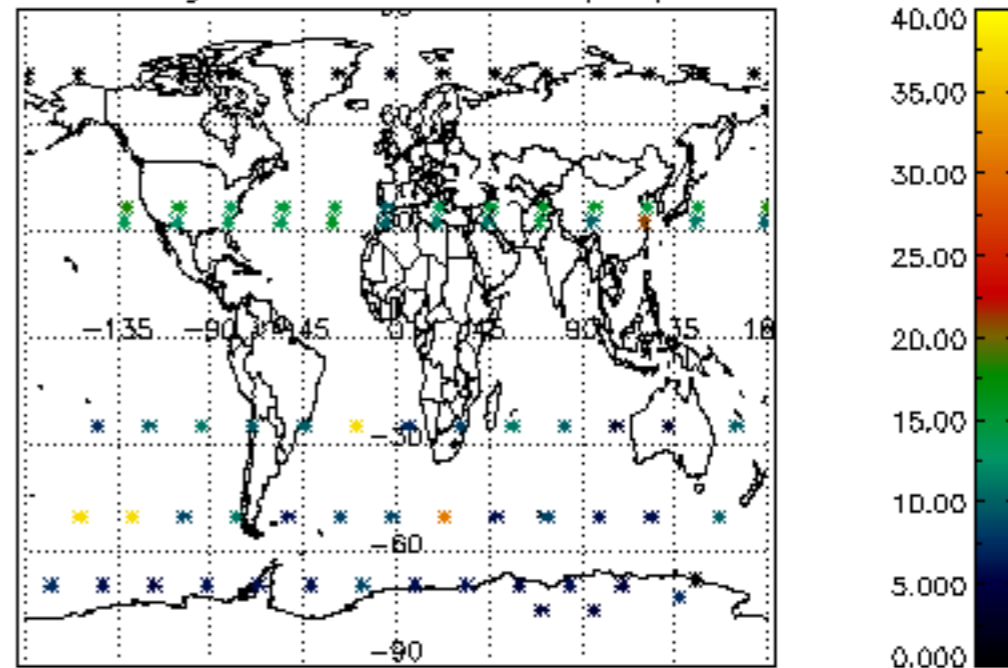
Percentage of datation errors per profile

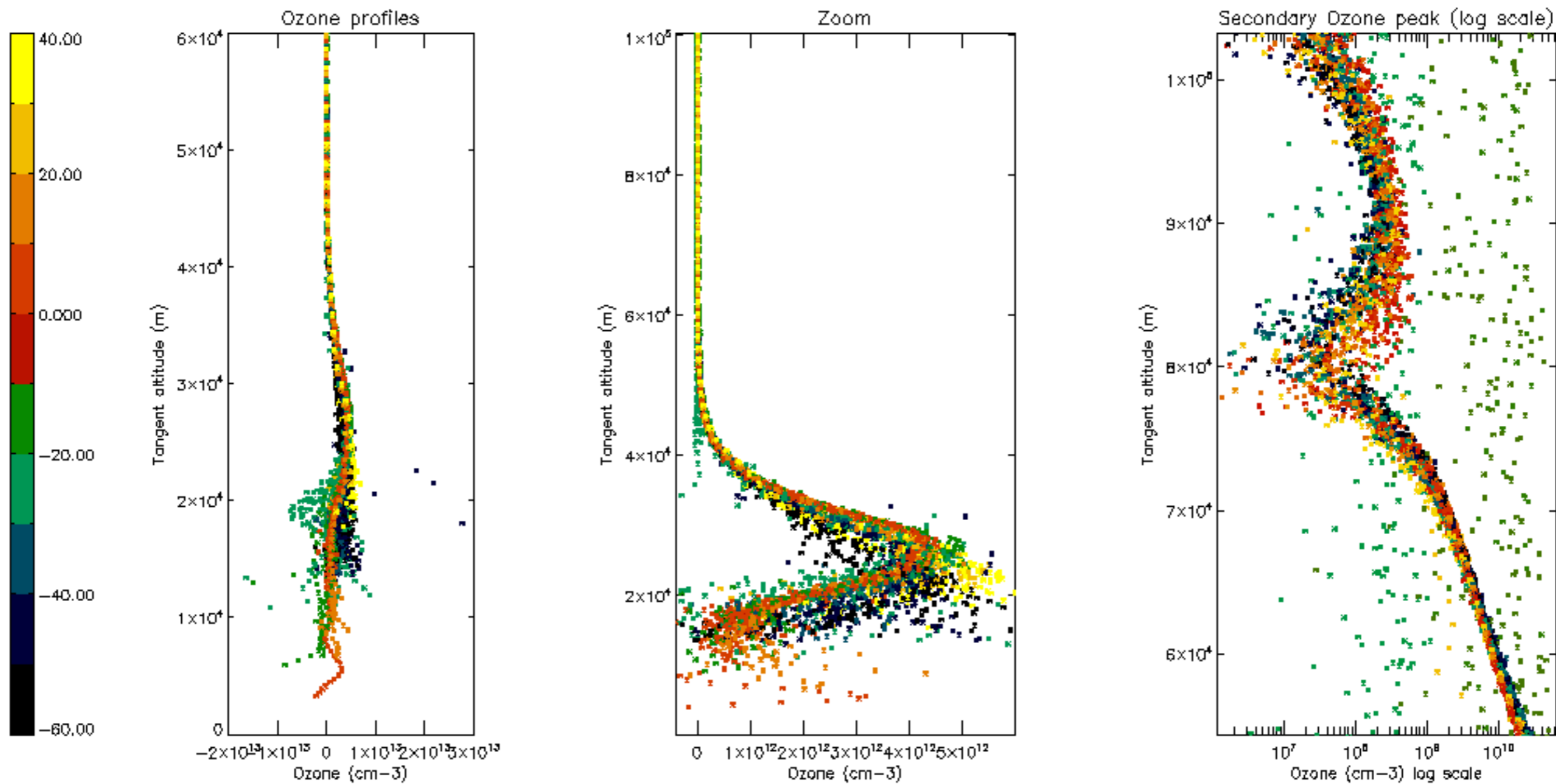


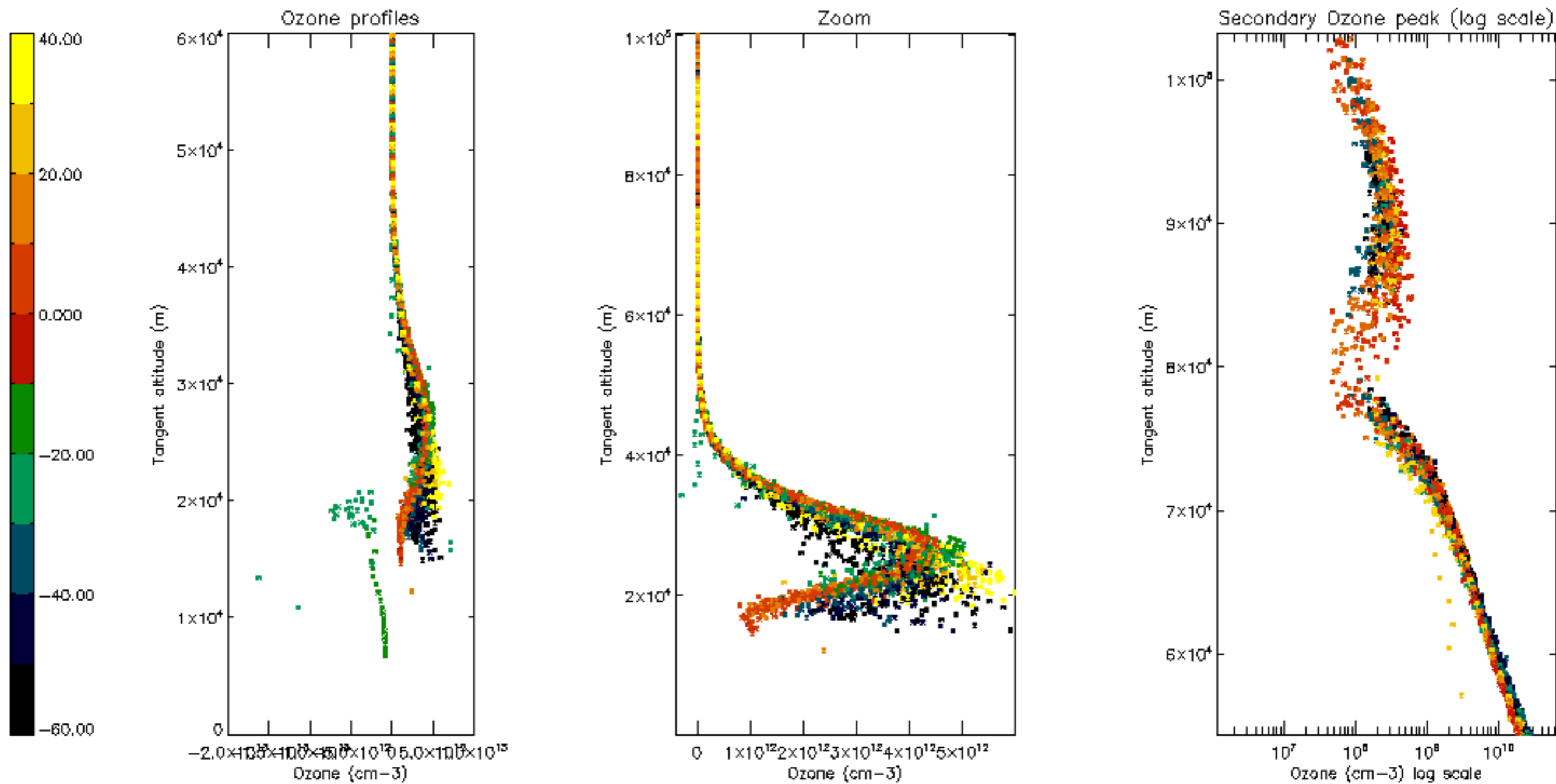
Percentage of star falling outside central band per profile



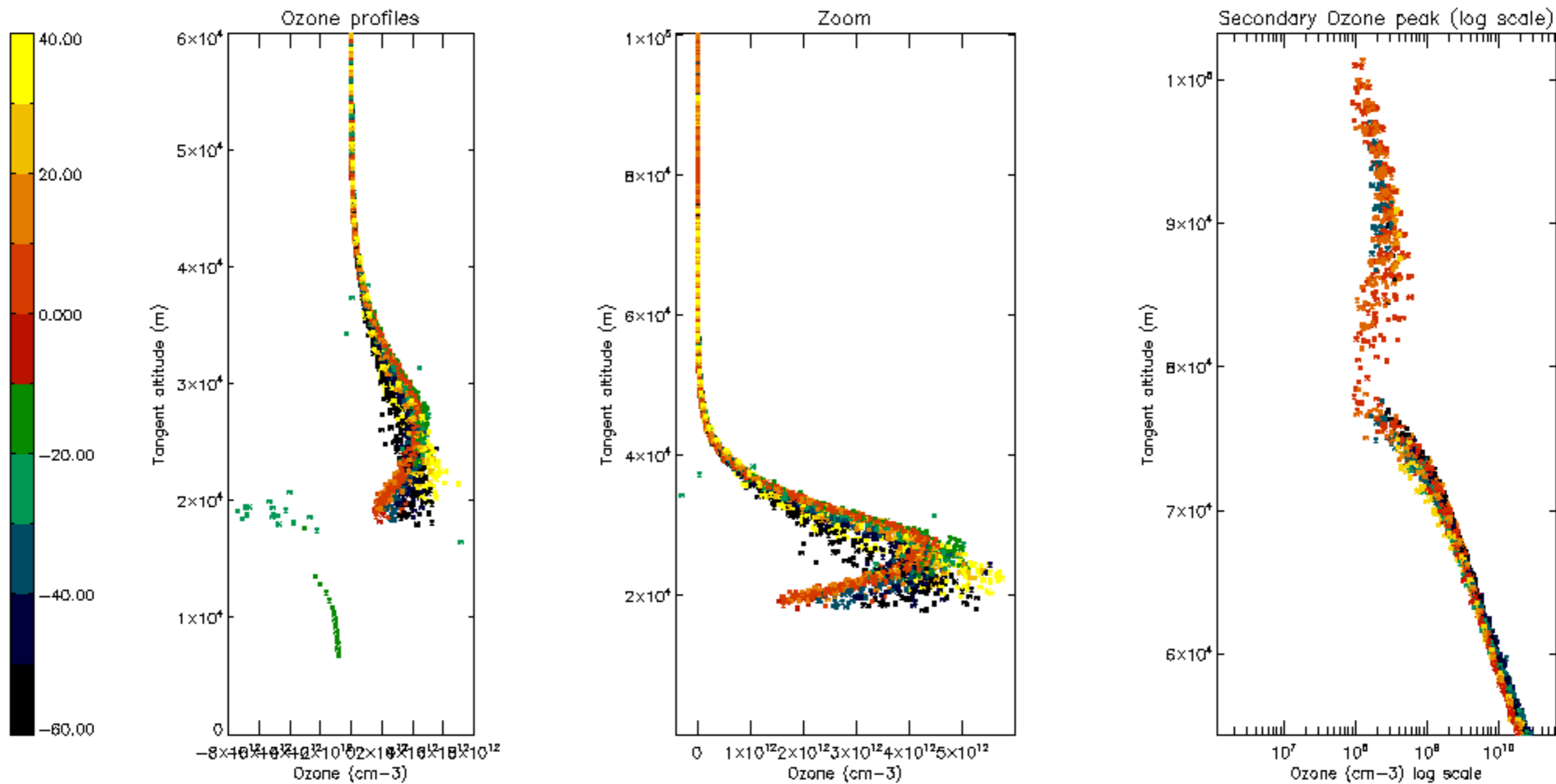
Percentage of saturation errors per profile

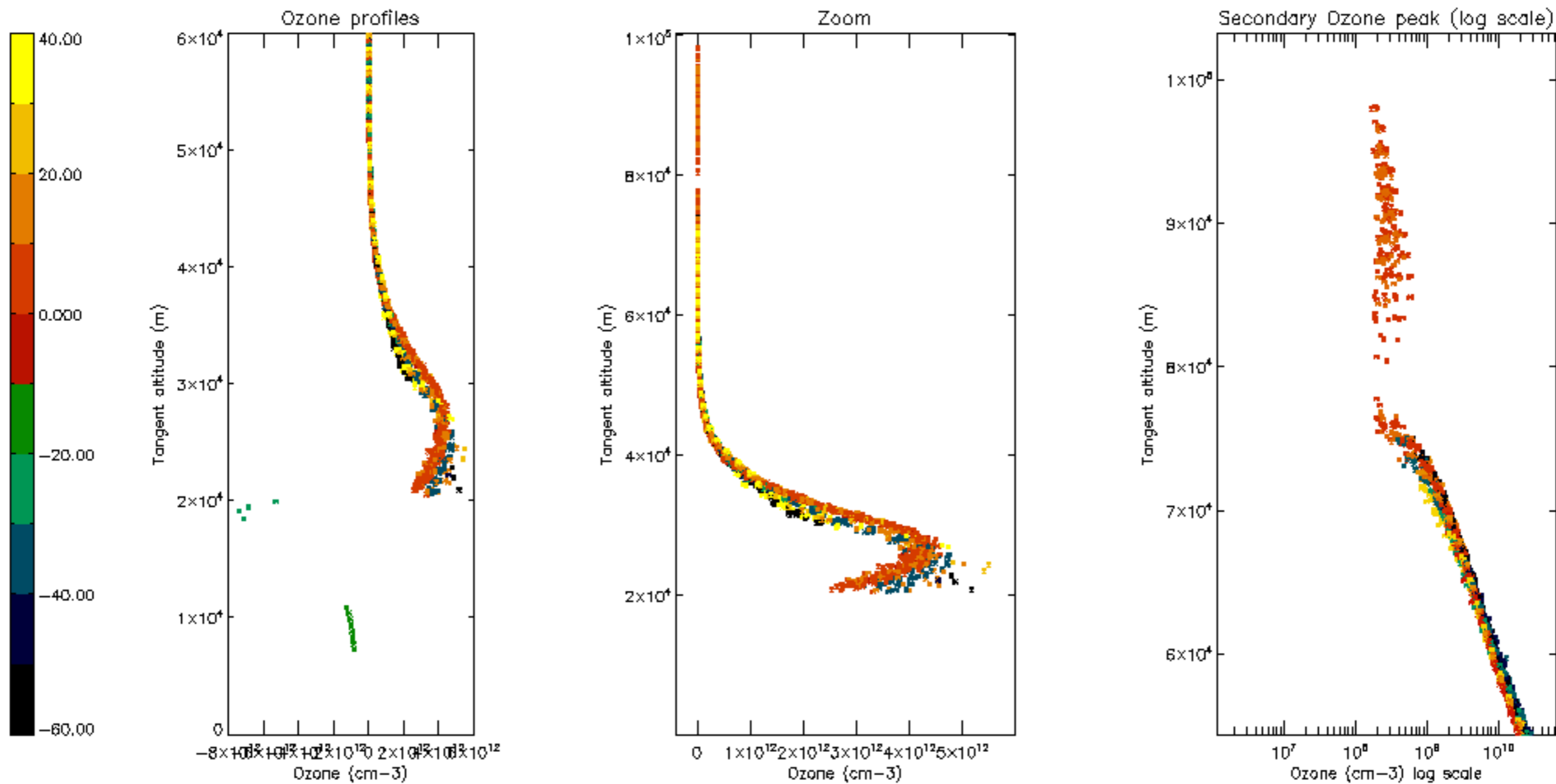


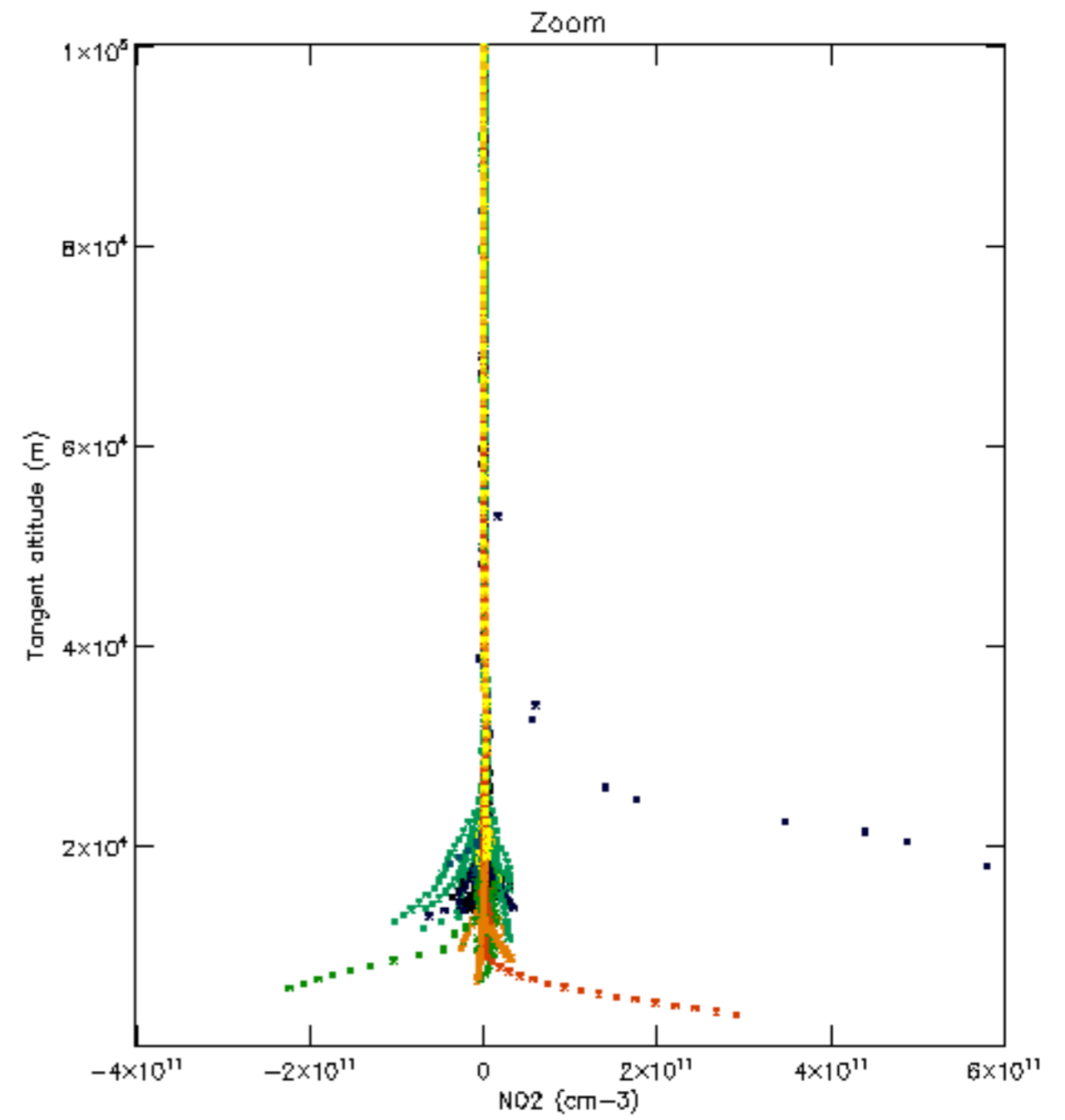
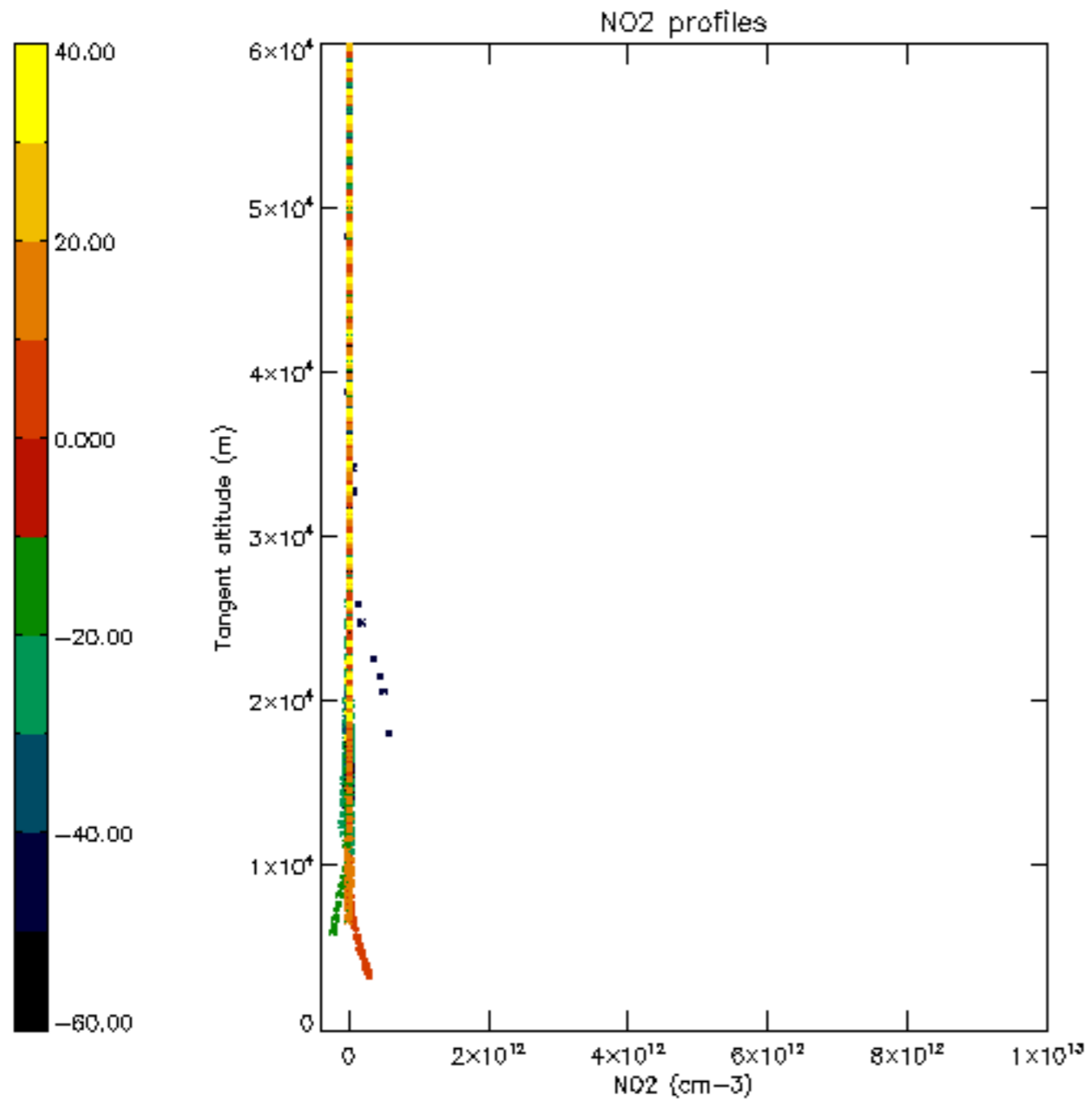


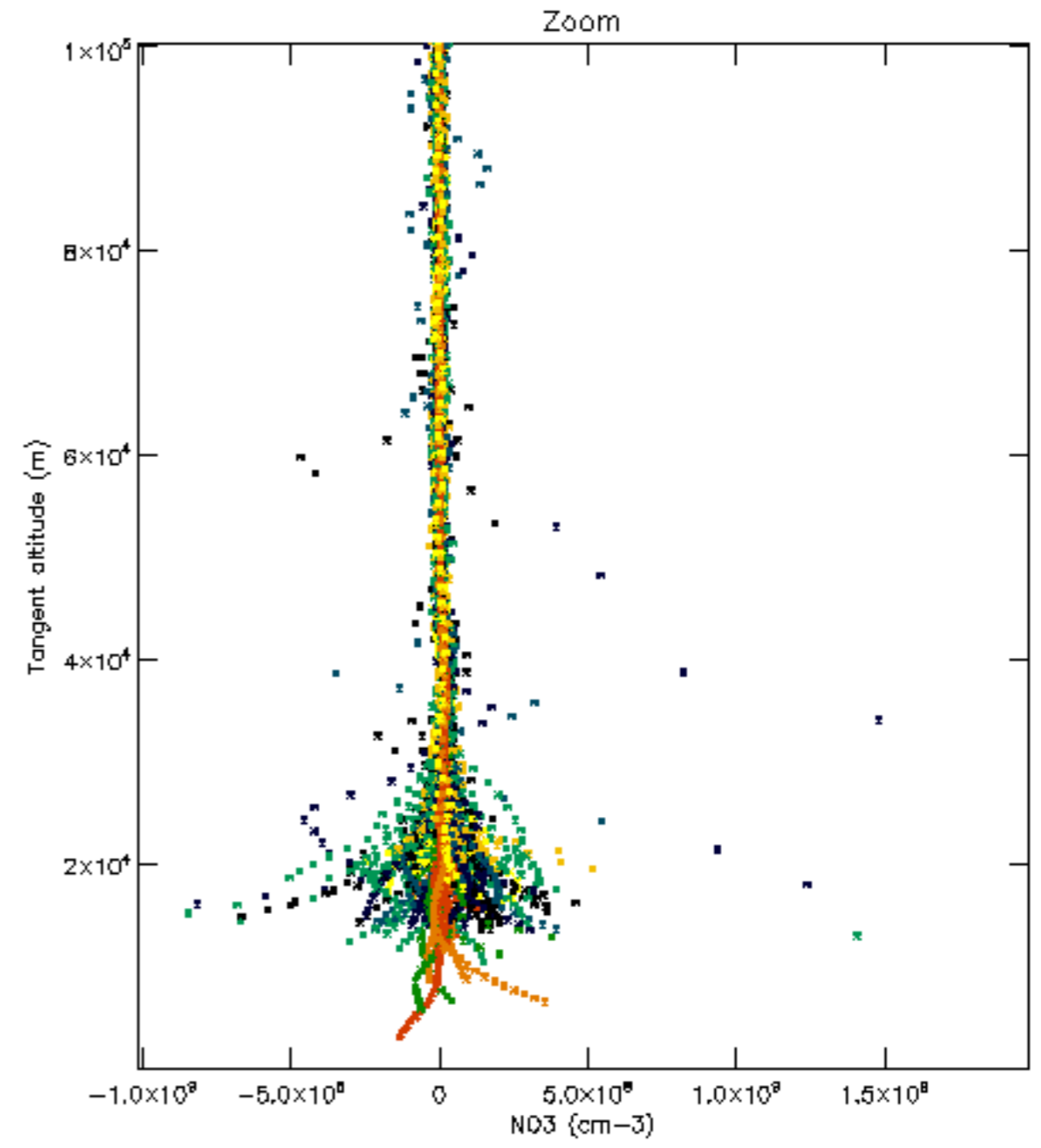
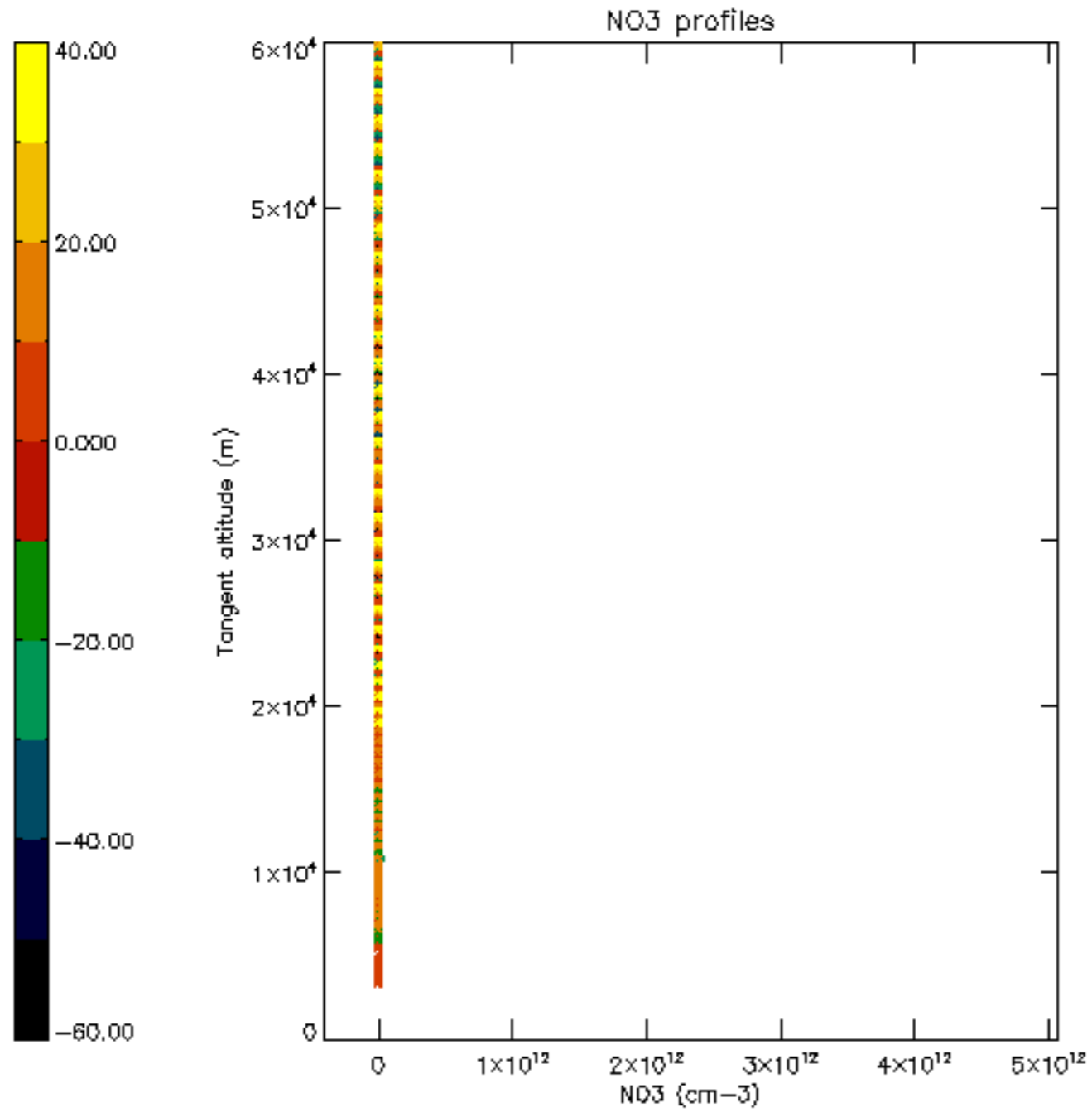




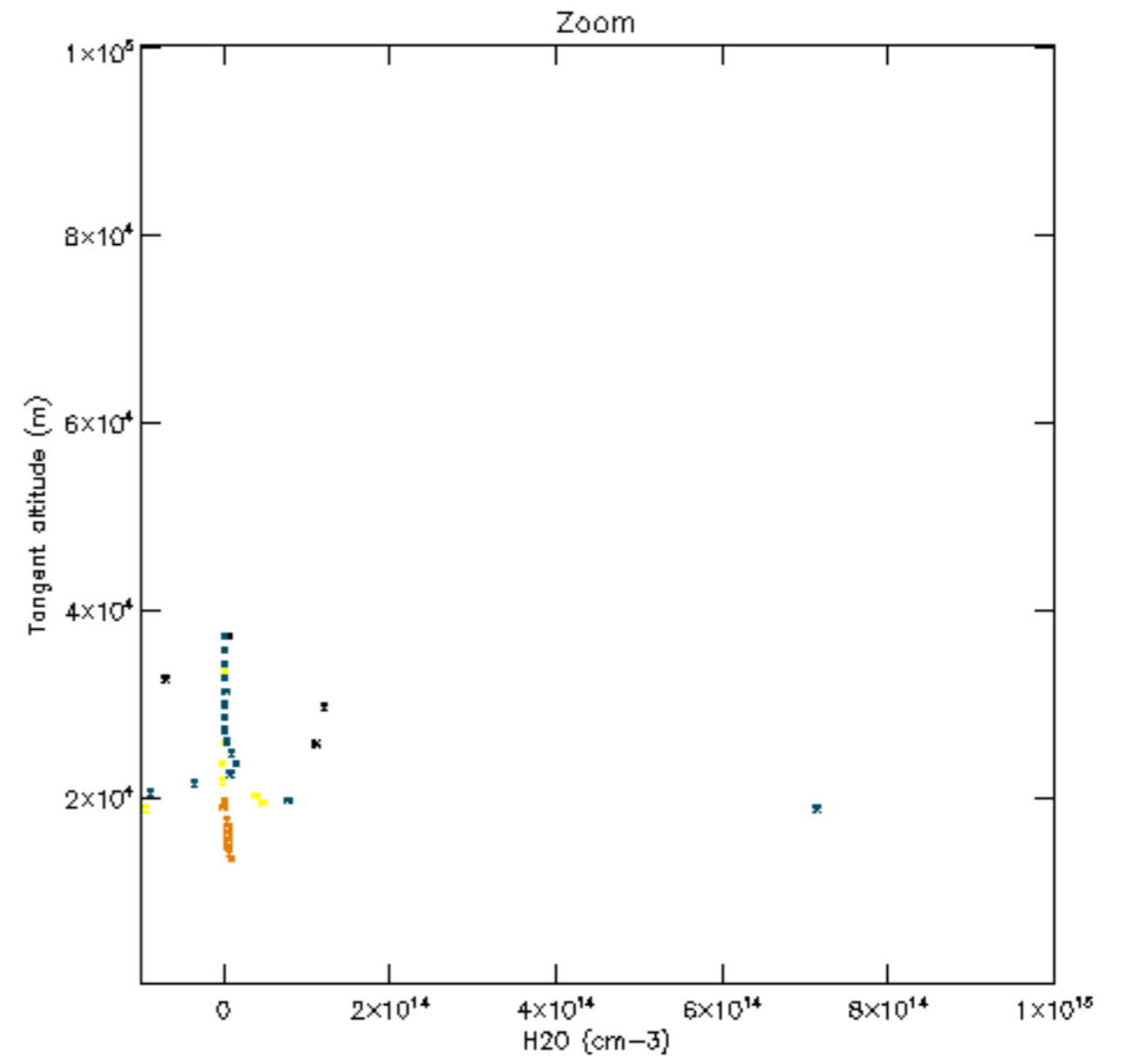
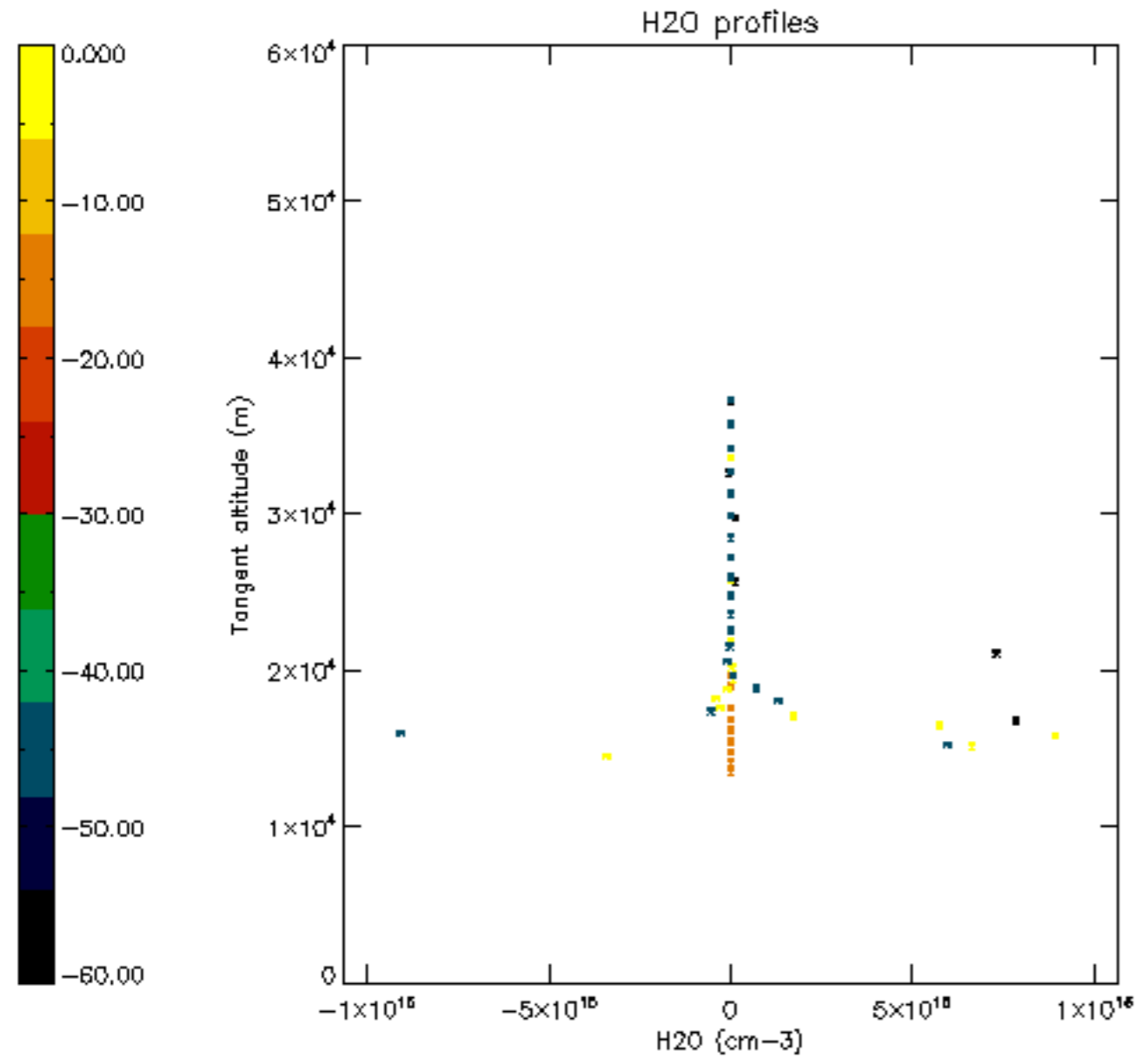


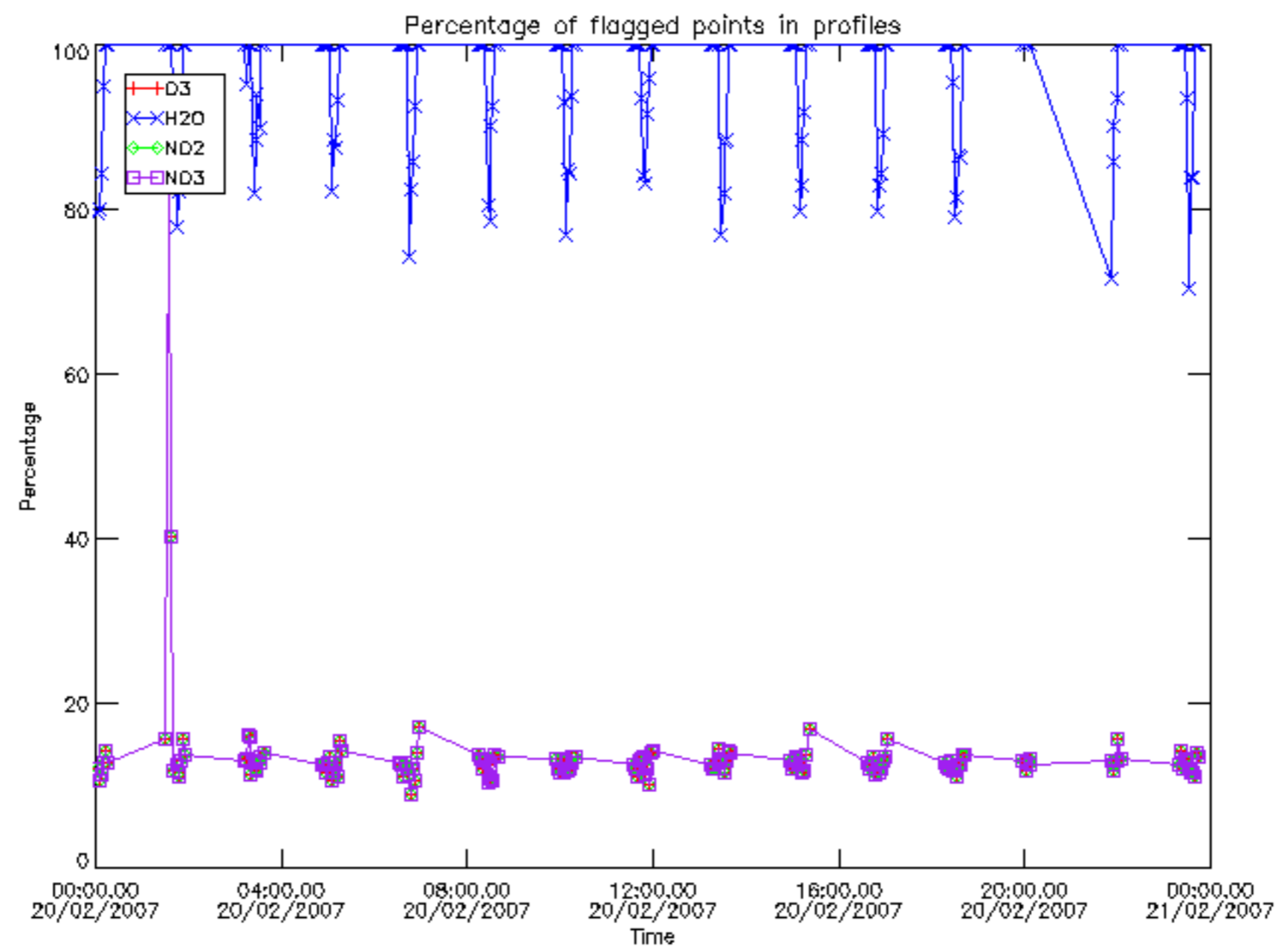




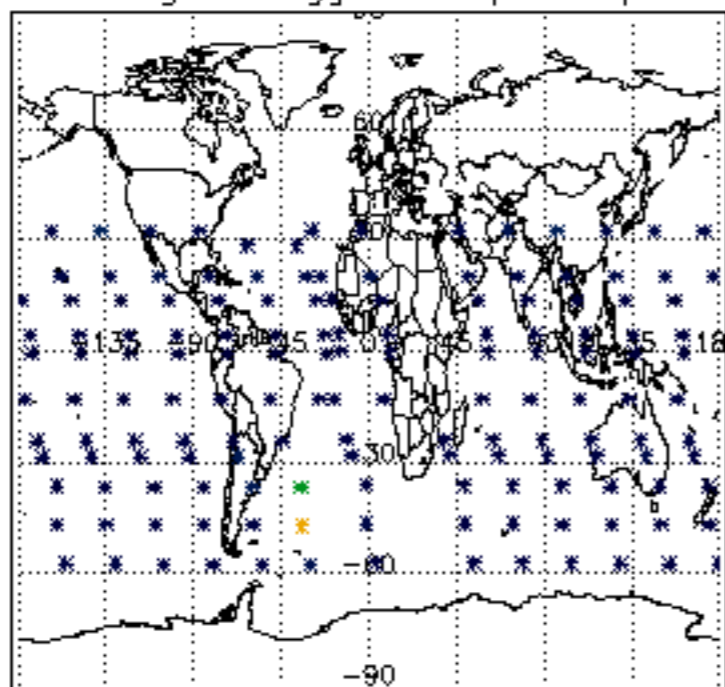




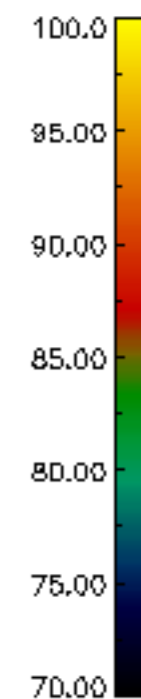
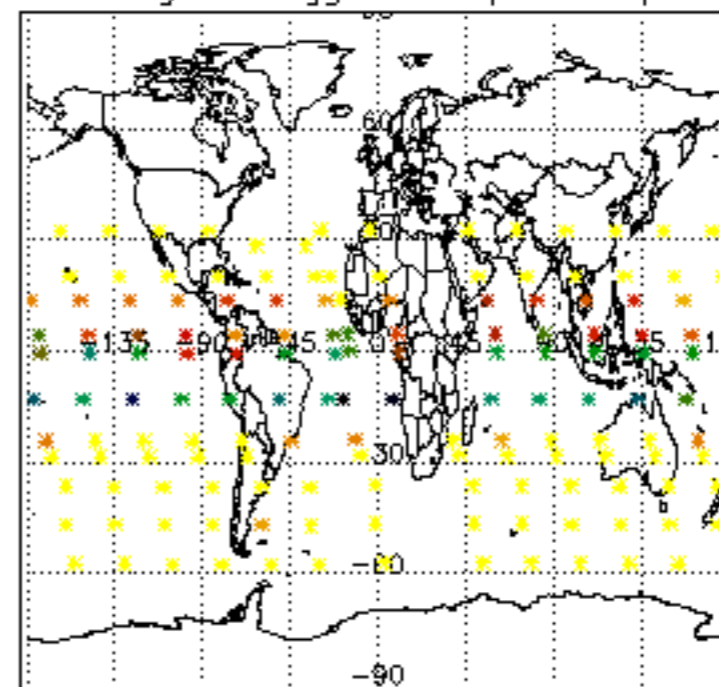




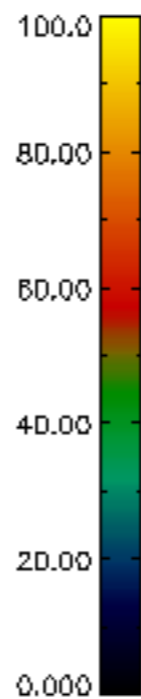
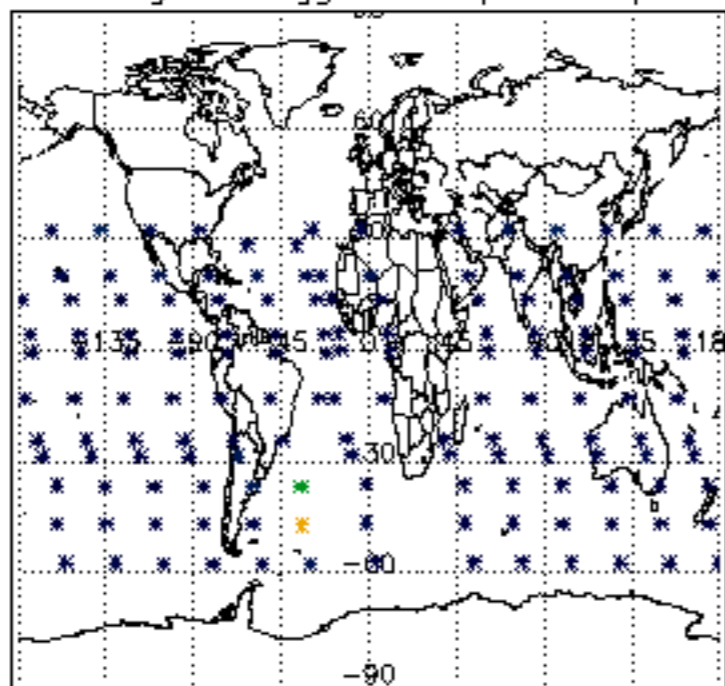
Percentage of flagged data per D3 profile



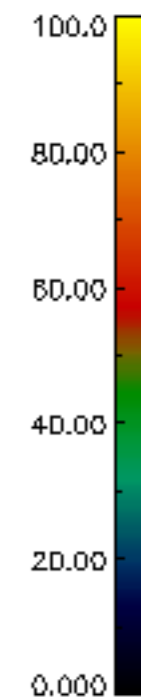
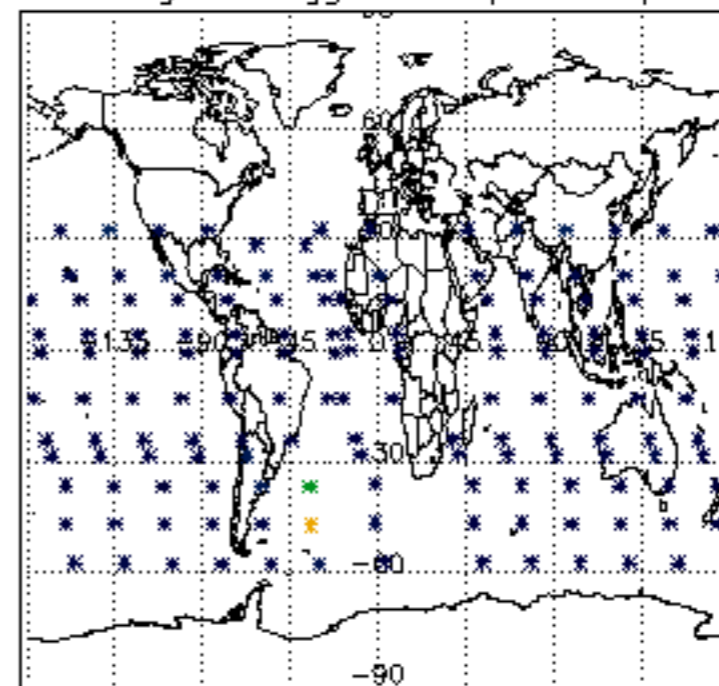
Percentage of flagged data per H2O profile

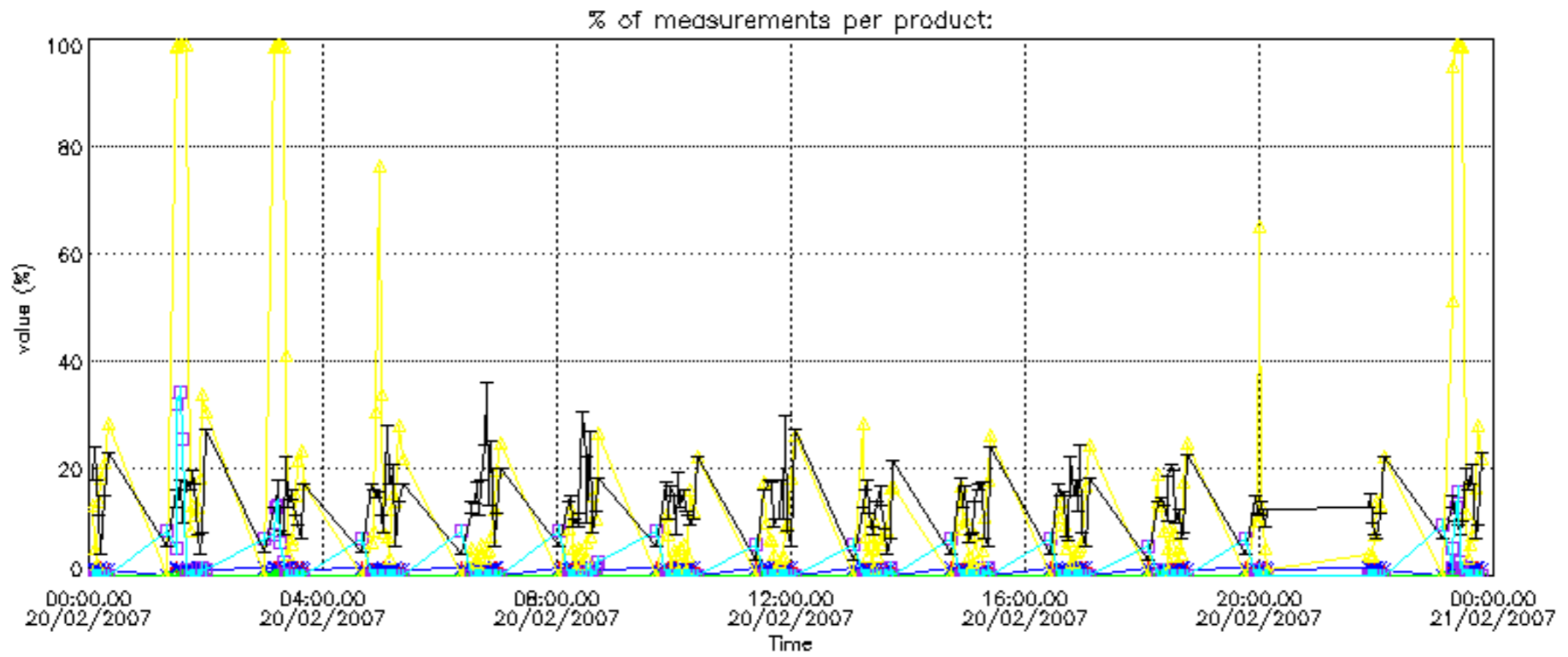


Percentage of flagged data per NO2 profile

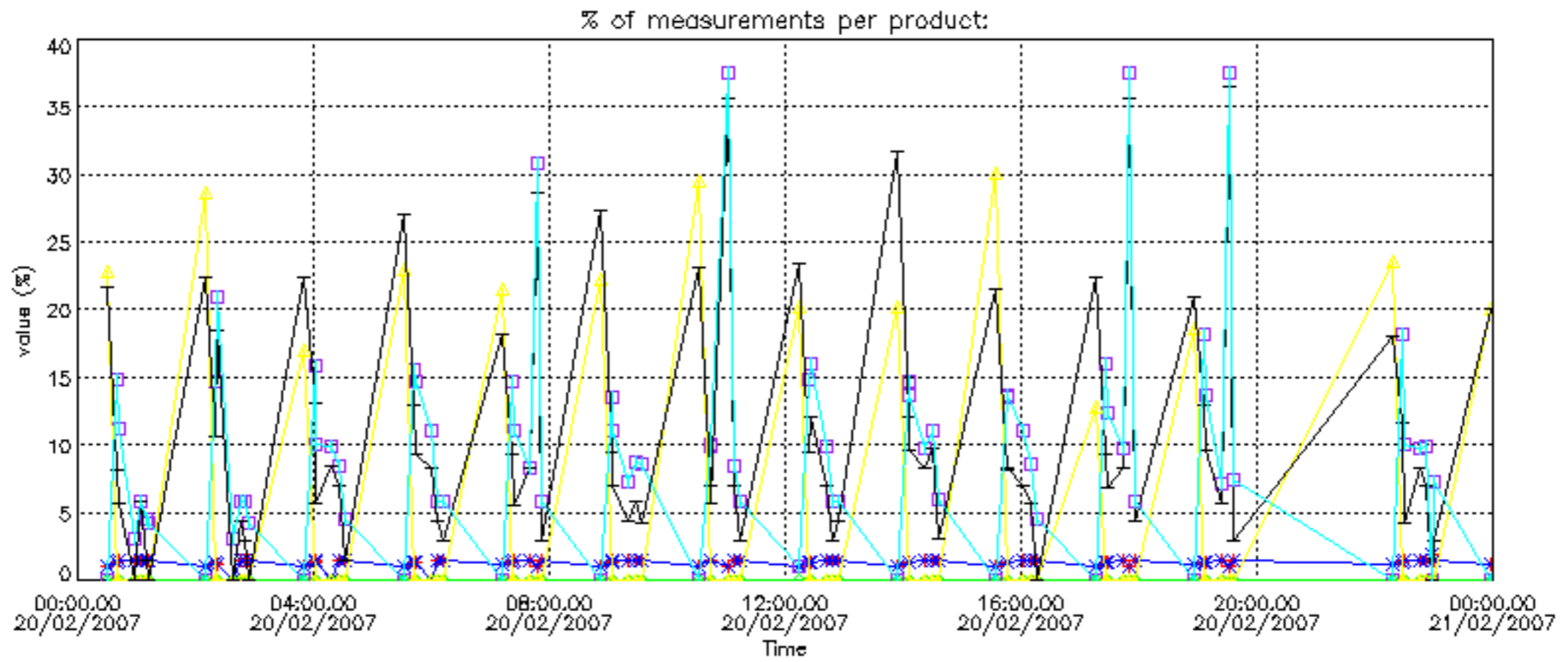


Percentage of flagged data per NO3 profile

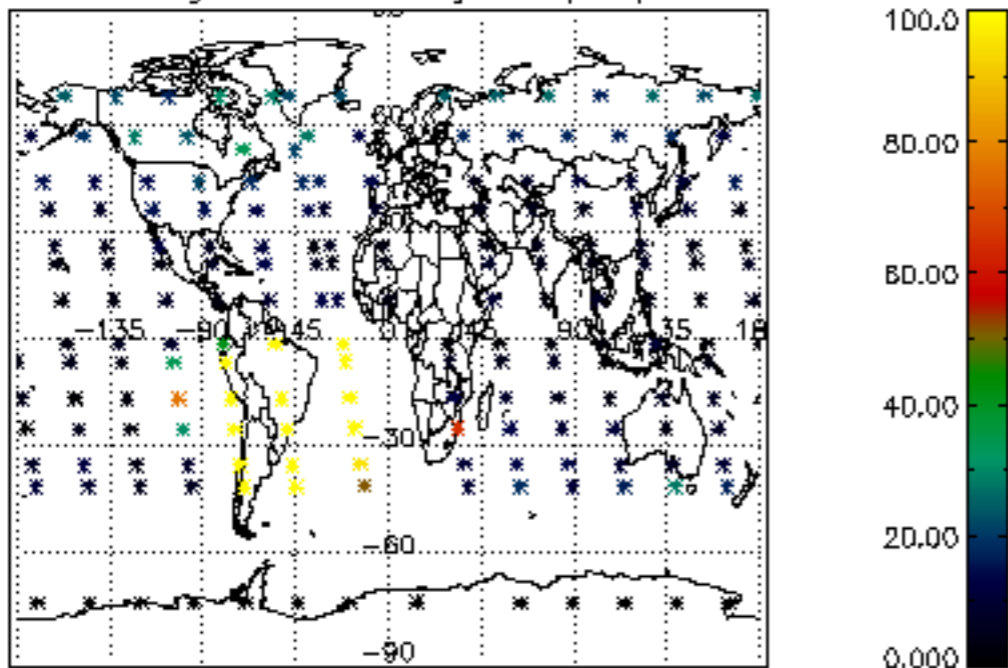




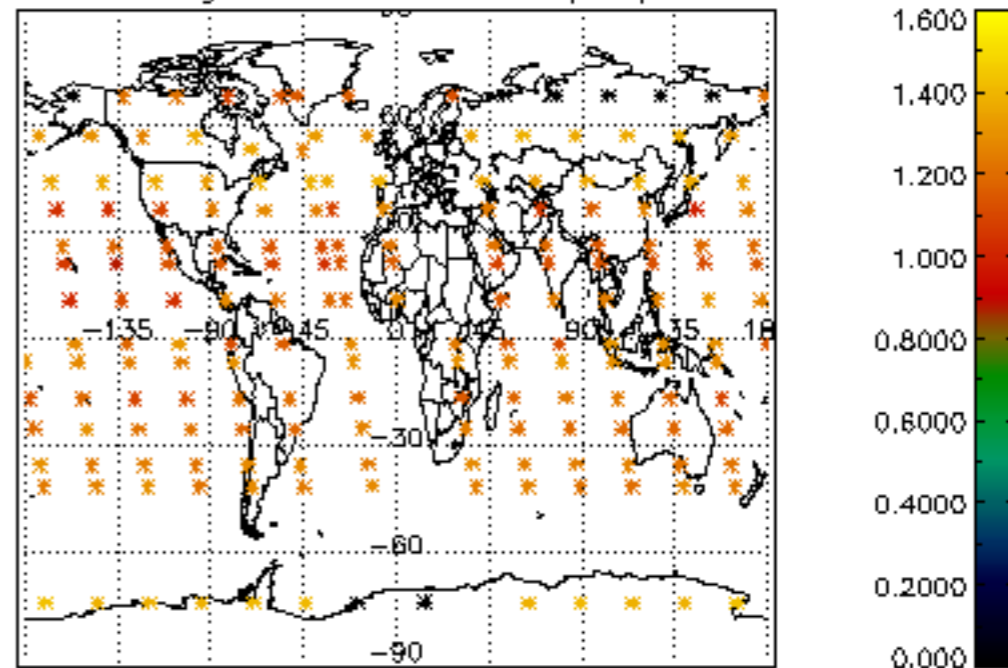




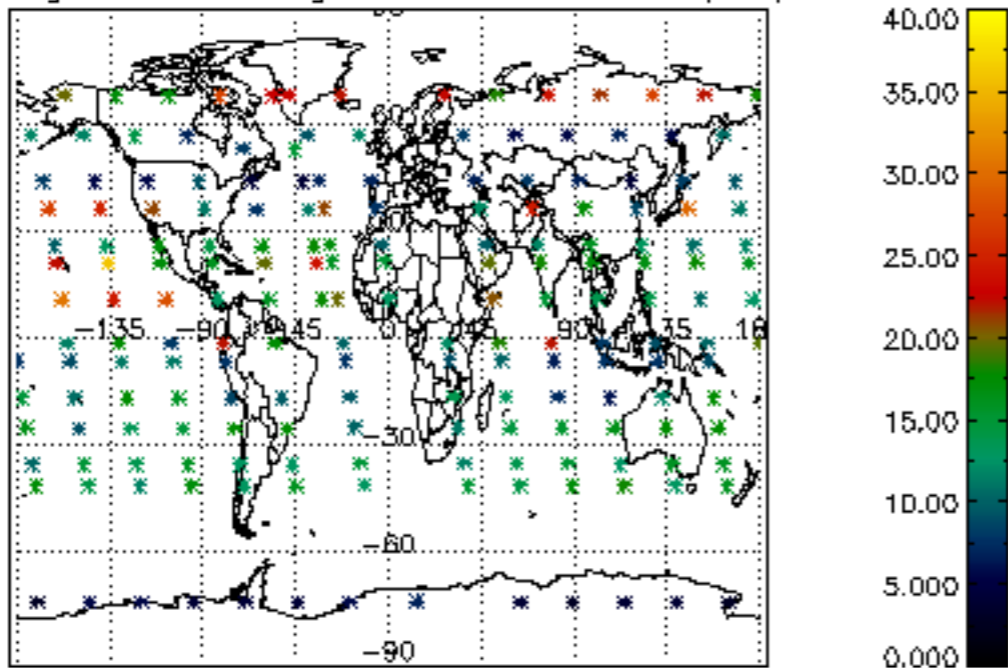
Percentage of cosmic ray hits per profile



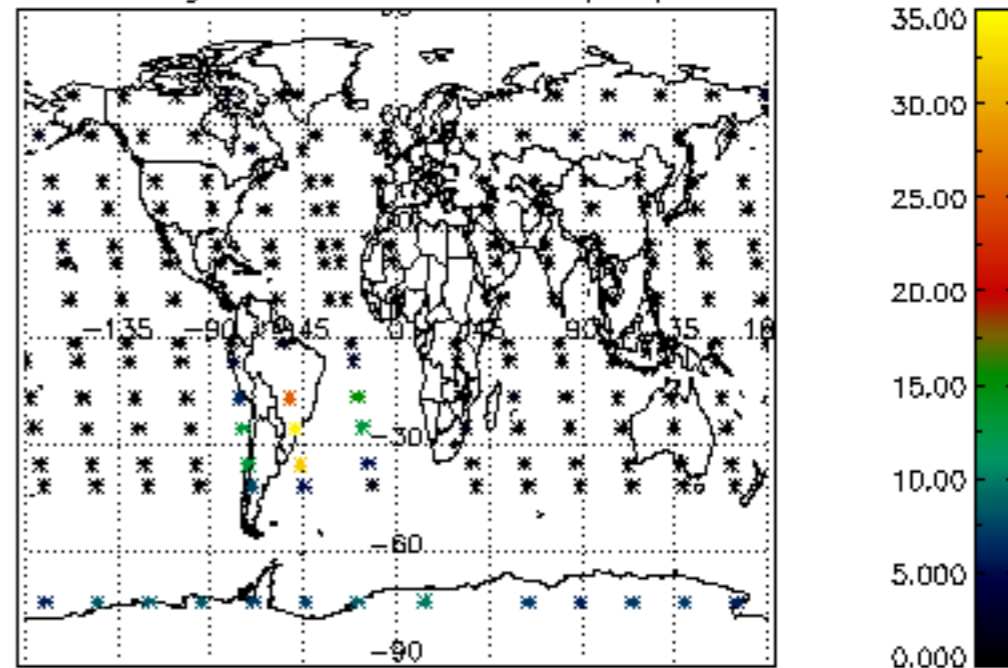
Percentage of datation errors per profile



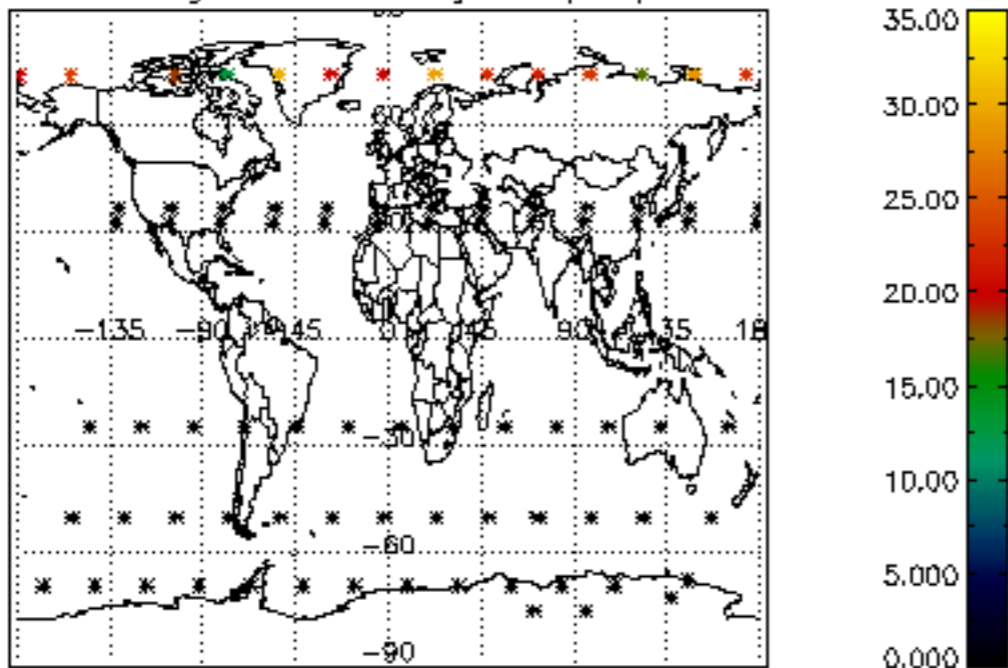
Percentage of star falling outside central band per profile



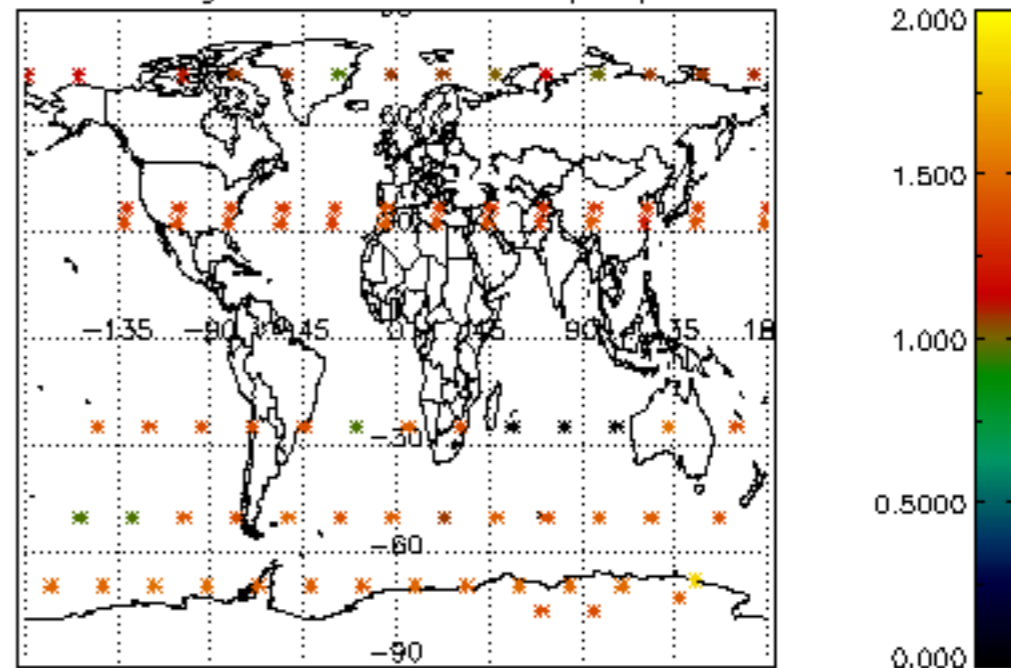
Percentage of saturation errors per profile



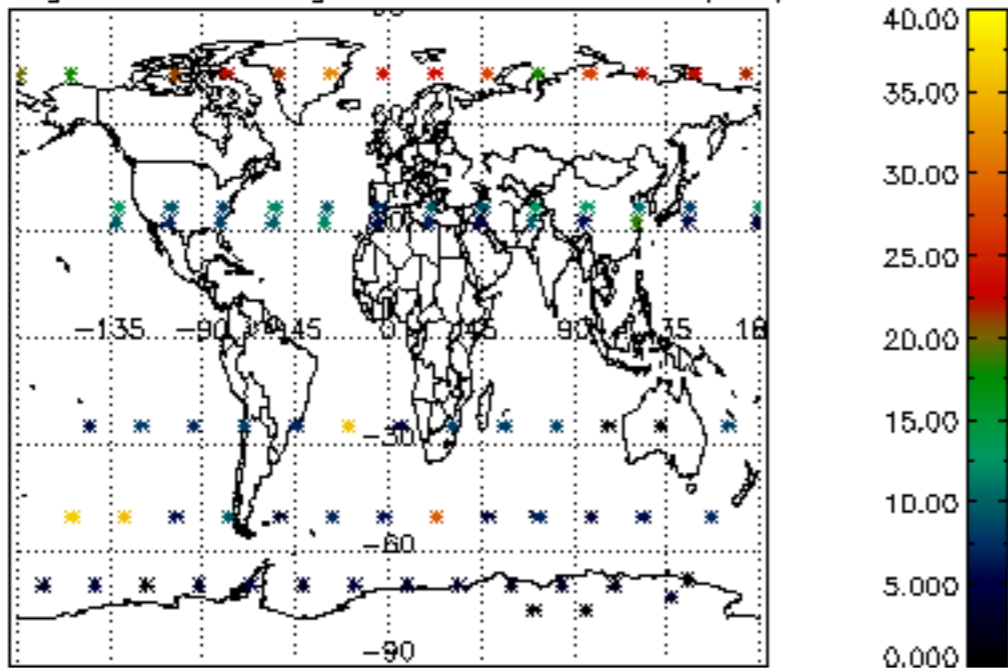
Percentage of cosmic ray hits per profile



Percentage of datation errors per profile



Percentage of star falling outside central band per profile



Percentage of saturation errors per profile

