

GOMOS Level 2 Daily Report

SUMMARY

[1. General Info](#)

[2. Summary of processed GOM_NL_2P products](#)

[3. Level 2 Quality information per product](#)

[3.1 Plot of level 2 quality information per product \(time dependant\)](#)

[3.2 Plot of level 2 quality information per product \(world map\)](#)

[4. Level 1 Quality information per product \(stored on level 2 products\)](#)

[4.1 Plot of level 1 quality information per product \(time dependant\)](#)

[4.1.1 Plot of level 1 quality information per product \(time dependant\): ASCENDING](#)

[4.1.2 Plot of level 1 quality information per product \(time dependant\): DESCENDING](#)

[4.2 Plot of level 1 quality information per product \(world map\)](#)

[4.2.1 Plot of level 1 quality information per product \(world map\): ASCENDING](#)

[4.2.2 Plot of level 1 quality information per product \(world map\): DESCENDING](#)

[5. Ozone profiles based on quality statistics and other trace gas profiles](#)

[5.1 Ozone statistics based on quality of products](#)

[5.2 Plot ozone profiles for all STD \(dark without errors\)](#)

[5.3 Plot ozone profiles where STD < 20% \(dark without errors\)](#)

[5.4. Plot ozone profiles where STD < 10% \(dark without errors\)](#)

[5.5. Plot ozone profiles where STD < 5% \(dark without errors\)](#)

[5.6 Plot NO2 profiles for all STD \(dark without errors\)](#)

[5.7 Plot NO3 profiles for all STD \(dark without errors\)](#)

[5.8 Plot H2O profiles \(only for occultations of stars 1,2,3,4,13,14,16,26,63 dark without errors\) for all STD](#)

[6. Auxiliary Data Files used for the production reported in section 2](#)

This report presents the daily analysis on parameters extracted from GOMOS level 2 data (GOM_NL__2P). It is intended to monitor some important parameters that will impact the quality of these products. A list of level 2 products (and content) that have arrived during the reporting day to the PCF is also given.

Item	Value
Time of report generation	22APR2013 13:49:42
Data source version	GOMOS/6.01
Start time of products	15-02-2007 (15FEB2007 00:00:00)
Stop time of products	16-02-2007 (16FEB2007 00:00:00)
Store outputs in DB	Yes
Nb of level 2 prods	262
Nb of prods with errors	0

2. Summary of processed GOM_NL__2P products.

Nr	Filename	UTC Start time	Limb	Duration	Star Id	Star Name	Star Mag	Star Temp	Nb Meas	Orbit	Prod. error
1	GOM_NL__2PRFIN20070215_001420_000000332055_00331_25936_9812.N1	15-FEB-2007 00:14:20	Bright	32.500	49	1Alp UMi	1.9900	6300.0	65	25936	No
2	GOM_NL__2PRFIN20070215_002116_000000522055_00331_25936_9813.N1	15-FEB-2007 00:21:16	Bright	52.000	89	5Alp Cep	2.4510	8000.0	104	25936	No
3	GOM_NL__2PRFIN20070215_002623_000000352055_00331_25936_9814.N1	15-FEB-2007 00:26:23	Bright	35.000	19	50Alp Cyg	1.2460	10500.	70	25936	No
4	GOM_NL__2PRFIN20070215_002800_000000342055_00331_25936_9815.N1	15-FEB-2007 00:28:00	Bright	34.000	66	37Gam Cyg	2.2080	5900.0	68	25936	No
5	GOM_NL__2PRFIN20070215_003612_000000342055_00331_25936_9816.N1	15-FEB-2007 00:36:12	Bright	33.500	168	17Zet Aql	2.9860	11000.	67	25936	No
6	GOM_NL__2PRFIN20070215_004724_000000382055_00331_25936_9817.N1	15-FEB-2007 00:47:24	Twilight	37.500	57	34Sig Sgr	2.0660	26000.	75	25936	No
7	GOM_NL__2PRFIN20070215_005009_000000402055_00331_25936_9818.N1	15-FEB-2007 00:50:09	Dark	39.500	38	20Eps Sgr	1.8360	11000.	79	25936	No
8	GOM_NL__2PRFIN20070215_005216_000000432055_00331_25936_9819.N1	15-FEB-2007 00:52:16	Dark	43.000	25	35Lam Sco	1.6200	28000.	86	25936	No
9	GOM_NL__2PRFIN20070215_005333_000000482055_00331_25936_9820.N1	15-FEB-2007 00:53:33	Dark	48.000	40	The Sco	1.8590	7100.0	96	25936	No
10	GOM_NL__2PRFIN20070215_005519_000000382055_00331_25936_9821.N1	15-FEB-2007 00:55:19	Dark	38.000	147	Alp Ara	2.8770	26000.	76	25936	No
11	GOM_NL__2PRFIN20070215_005646_000000392055_00331_25936_9822.N1	15-FEB-2007 00:56:46	Dark	39.000	141	Bet Ara	2.8400	4600.0	78	25936	No
12	GOM_NL__2PRFIN20070215_010254_000000462055_00332_25937_9854.N1	15-FEB-2007 01:02:54	Dark	45.500	4	Alp1Cen	-0.010000	5800.0	91	25937	No
13	GOM_NL__2PRFIN20070215_010719_000000402055_00332_25937_9855.N1	15-FEB-2007 01:07:19	Dark	39.500	12	Alp1Cru	0.77500	30000.	79	25937	No
14	GOM_NL__2PRFIN20070215_010948_000000382055_00332_25937_9856.N1	15-FEB-2007 01:09:48	Dark	37.500	29	Bet Car	1.6720	10200.	75	25937	No
15	GOM_NL__2PRFIN20070215_011225_000000402055_00332_25937_9857.N1	15-FEB-2007 01:12:25	Dark	40.000	71	lot Car	2.2460	7700.0	80	25937	No
16	GOM_NL__2PRFIN20070215_011403_000000382055_00332_25937_9858.N1	15-FEB-2007 01:14:03	Dark	38.000	46	Del Vel	1.9540	10600.	76	25937	No
17	GOM_NL__2PRFIN20070215_011626_000000392055_00332_25937_9859.N1	15-FEB-2007 01:16:26	Straylight	38.500	34	Gam2Vel	1.7930	23000.	77	25937	No
18	GOM_NL__2PRFIN20070215_011831_000000372055_00332_25937_9860.N1	15-FEB-2007 01:18:31	Straylight	37.000	70	Zet Pup	2.2460	39000.	74	25937	No
19	GOM_NL__2PRFIN20070215_012248_000000412055_00332_25937_9861.N1	15-FEB-2007 01:22:48	Straylight	41.000	132	15Rho Pup	2.8030	6900.0	82	25937	No
20	GOM_NL__2PRFIN20070215_013116_000000442055_00332_25937_9862.N1	15-FEB-2007 01:31:16	Bright	43.500	8	10Alp CMi	0.40000	6500.0	87	25937	No
21	GOM_NL__2PRFIN20070215_013733_000000392055_00332_25937_9863.N1	15-FEB-2007 01:37:33	Bright	39.000	17	78Bet Gem	1.1610	4500.0	78	25937	No
22	GOM_NL__2PRFIN20070215_015456_000000362055_00332_25937_9864.N1	15-FEB-2007 01:54:56	Bright	36.000	49	1Alp UMi	1.9900	6300.0	72	25937	No
23	GOM_NL__2PRFIN20070215_020152_000000362055_00332_25937_9865.N1	15-FEB-2007 02:01:52	Bright	36.000	89	5Alp Cep	2.4510	8000.0	72	25937	No
24	GOM_NL__2PRFIN20070215_020659_000000342055_00332_25937_9866.N1	15-FEB-2007 02:06:59	Bright	34.000	19	50Alp Cyg	1.2460	10500.	68	25937	No
25	GOM_NL__2PRFIN20070215_020836_000000522055_00332_25937_9867.N1	15-FEB-2007 02:08:36	Bright	52.000	66	37Gam Cyg	2.2080	5900.0	104	25937	No
26	GOM_NL__2PRFIN20070215_021648_000000332055_00332_25937_9868.N1	15-FEB-2007 02:16:48	Bright	33.000	168	17Zet Aql	2.9860	11000.	66	25937	No
27	GOM_NL__2PRFIN20070215_022800_000000382055_00332_25937_9869.N1	15-FEB-2007 02:28:00	Twilight	37.500	57	34Sig Sgr	2.0660	26000.	75	25937	No
28	GOM_NL__2PRFIN20070215_023046_000000402055_00332_25937_9870.N1	15-FEB-2007 02:30:46	Dark	39.500	38	20Eps Sgr	1.8360	11000.	79	25937	No
29	GOM_NL__2PRFIN20070215_023253_000000422055_00332_25937_9871.N1	15-FEB-2007 02:32:53	Dark	41.500	25	35Lam Sco	1.6200	28000.	83	25937	No
30	GOM_NL__2PRFIN20070215_023410_000000452055_00332_25937_9872.N1	15-FEB-2007 02:34:10	Dark	44.500	40	The Sco	1.8590	7100.0	89	25937	No
31	GOM_NL__2PRFIN20070215_023556_000000382055_00332_25937_9873.N1	15-FEB-2007 02:35:56	Dark	37.500	147	Alp Ara	2.8770	26000.	75	25937	No
32	GOM_NL__2PRFIN20070215_023723_000000422055_00332_25937_9874.N1	15-FEB-2007 02:37:23	Dark	42.000	141	Bet Ara	2.8400	4600.0	84	25937	No
33	GOM_NL__2PRFIN20070215_024331_000000542055_00333_25938_9832.N1	15-FEB-2007 02:43:31	Dark	53.500	4	Alp1Cen	-0.010000	5800.0	107	25938	No
34	GOM_NL__2PRFIN20070215_024755_000000502055_00333_25938_9833.N1	15-FEB-2007 02:47:55	Dark	49.500	12	Alp1Cru	0.77500	30000.	99	25938	No
35	GOM_NL__2PRFIN20070215_025024_000000442055_00333_25938_9834.N1	15-FEB-2007 02:50:24	Dark	43.500	29	Bet Car	1.6720	10200.	87	25938	No
36	GOM_NL__2PRFIN20070215_025301_000000392055_00333_25938_9835.N1	15-FEB-2007 02:53:01	Dark	38.500	71	lot Car	2.2460	7700.0	77	25938	No
37	GOM_NL__2PRFIN20070215_025439_000000402055_00333_25938_9836.N1	15-FEB-2007 02:54:39	Dark	39.500	46	Del Vel	1.9540	10600.	79	25938	No
38	GOM_NL__2PRFIN20070215_025702_000000422055_00333_25938_9837.N1	15-FEB-2007 02:57:02	Straylight	41.500	34	Gam2Vel	1.7930	23000.	83	25938	No
39	GOM_NL__2PRFIN20070215_025907_000000402055_00333_25938_9838.N1	15-FEB-2007 02:59:07	Straylight	40.000	70	Zet Pup	2.2460	39000.	80	25938	No
40	GOM_NL__2PRFIN20070215_030324_000000402055_00333_25938_9839.N1	15-FEB-2007 03:03:24	Straylight	40.000	132	15Rho Pup	2.8030	6900.0	80	25938	No
41	GOM_NL__2PRFIN20070215_031152_000000522055_00333_25938_9840.N1	15-FEB-2007 03:11:52	Bright	52.000	8	10Alp CMi	0.40000	6500.0	104	25938	No
42	GOM_NL__2PRFIN20070215_031809_000000372055_00333_25938_9841.N1	15-FEB-2007 03:18:09	Bright	37.000	17	78Bet Gem	1.1610	4500.0	74	25938	No

43	GOM_NL__2PRFIN20070215_033532_000000332055_00333_25938_9842.N1	15-FEB-2007 03:35:32	Bright	33.000	49	1Alp UMi	1.9900	6300.0	66	25938	No
44	GOM_NL__2PRFIN20070215_070340_000000522055_00335_25940_9860.N1	15-FEB-2007 07:03:40	Bright	52.000	89	5Alp Cep	2.4510	8000.0	104	25940	No
45	GOM_NL__2PRFIN20070215_070847_000000372055_00335_25940_9861.N1	15-FEB-2007 07:08:47	Bright	36.500	19	50Alp Cyg	1.2460	10500.	73	25940	No
46	GOM_NL__2PRFIN20070215_071024_000000342055_00335_25940_9862.N1	15-FEB-2007 07:10:24	Bright	34.000	66	37Gam Cyg	2.2080	5900.0	68	25940	No
47	GOM_NL__2PRFIN20070215_071836_000000342055_00335_25940_9863.N1	15-FEB-2007 07:18:36	Bright	34.000	168	17Zet Aql	2.9860	11000.	68	25940	No
48	GOM_NL__2PRFIN20070215_072949_000000402055_00335_25940_9864.N1	15-FEB-2007 07:29:49	Twilight	39.500	57	34Sig Sgr	2.0660	26000.	79	25940	No
49	GOM_NL__2PRFIN20070215_073235_000000392055_00335_25940_9865.N1	15-FEB-2007 07:32:35	Dark	38.500	38	20Eps Sgr	1.8360	11000.	77	25940	No
50	GOM_NL__2PRFIN20070215_073442_000000432055_00335_25940_9866.N1	15-FEB-2007 07:34:42	Dark	43.000	25	35Lam Sco	1.6200	28000.	86	25940	No
51	GOM_NL__2PRFIN20070215_073559_000000422055_00335_25940_9867.N1	15-FEB-2007 07:35:59	Dark	41.500	40	The Sco	1.8590	7100.0	83	25940	No
52	GOM_NL__2PRFIN20070215_073745_000000382055_00335_25940_9868.N1	15-FEB-2007 07:37:45	Dark	37.500	147	Alp Ara	2.8770	26000.	75	25940	No
53	GOM_NL__2PRFIN20070215_073912_000000472055_00335_25940_9869.N1	15-FEB-2007 07:39:12	Dark	46.500	141	Bet Ara	2.8400	4600.0	93	25940	No
54	GOM_NL__2PRFIN20070215_074521_000000572055_00336_25941_9876.N1	15-FEB-2007 07:45:21	Dark	57.000	4	Alp1Cen	-0.010000	5800.0	114	25941	No
55	GOM_NL__2PRFIN20070215_074944_000000412055_00336_25941_9877.N1	15-FEB-2007 07:49:44	Dark	40.500	12	Alp1Cru	0.77500	30000.	81	25941	No
56	GOM_NL__2PRFIN20070215_075213_000000382055_00336_25941_9878.N1	15-FEB-2007 07:52:13	Dark	38.000	29	Bet Car	1.6720	10200.	76	25941	No
57	GOM_NL__2PRFIN20070215_075450_000000382055_00336_25941_9879.N1	15-FEB-2007 07:54:50	Dark	37.500	71	lot Car	2.2460	7700.0	75	25941	No
58	GOM_NL__2PRFIN20070215_075628_000000382055_00336_25941_9880.N1	15-FEB-2007 07:56:28	Dark	37.500	46	Del Vel	1.9540	10600.	75	25941	No
59	GOM_NL__2PRFIN20070215_075851_000000392055_00336_25941_9881.N1	15-FEB-2007 07:58:51	Straylight	39.000	34	Gam2Vel	1.7930	23000.	78	25941	No
60	GOM_NL__2PRFIN20070215_080055_000000382055_00336_25941_9882.N1	15-FEB-2007 08:00:55	Straylight	37.500	70	Zet Pup	2.2460	39000.	75	25941	No
61	GOM_NL__2PRFIN20070215_080513_000000382055_00336_25941_9883.N1	15-FEB-2007 08:05:13	Straylight	38.000	132	15Rho Pup	2.8030	6900.0	76	25941	No
62	GOM_NL__2PRFIN20070215_081340_000000522055_00336_25941_9884.N1	15-FEB-2007 08:13:40	Bright	51.500	8	10Alp CMi	0.40000	6500.0	103	25941	No
63	GOM_NL__2PRFIN20070215_081957_000000392055_00336_25941_9885.N1	15-FEB-2007 08:19:57	Bright	38.500	17	78Bet Gem	1.1610	4500.0	77	25941	No
64	GOM_NL__2PRFIN20070215_083720_000000342055_00336_25941_9886.N1	15-FEB-2007 08:37:20	Bright	33.500	49	1Alp UMi	1.9900	6300.0	67	25941	No
65	GOM_NL__2PRFIN20070215_084416_000000522055_00336_25941_9887.N1	15-FEB-2007 08:44:16	Bright	52.000	89	5Alp Cep	2.4510	8000.0	104	25941	No
66	GOM_NL__2PRFIN20070215_084924_000000352055_00336_25941_9888.N1	15-FEB-2007 08:49:24	Bright	34.500	19	50Alp Cyg	1.2460	10500.	69	25941	No
67	GOM_NL__2PRFIN20070215_085100_000000362055_00336_25941_9889.N1	15-FEB-2007 08:51:00	Bright	36.000	66	37Gam Cyg	2.2080	5900.0	72	25941	No
68	GOM_NL__2PRFIN20070215_085913_000000342055_00336_25941_9890.N1	15-FEB-2007 08:59:13	Bright	33.500	168	17Zet Aql	2.9860	11000.	67	25941	No
69	GOM_NL__2PRFIN20070215_091025_000000412055_00336_25941_9891.N1	15-FEB-2007 09:10:25	Twilight	41.000	57	34Sig Sgr	2.0660	26000.	82	25941	No
70	GOM_NL__2PRFIN20070215_091311_000000412055_00336_25941_9892.N1	15-FEB-2007 09:13:11	Dark	41.000	38	20Eps Sgr	1.8360	11000.	82	25941	No
71	GOM_NL__2PRFIN20070215_091519_000000442055_00336_25941_9893.N1	15-FEB-2007 09:15:19	Dark	43.500	25	35Lam Sco	1.6200	28000.	87	25941	No
72	GOM_NL__2PRFIN20070215_091636_000000412055_00336_25941_9894.N1	15-FEB-2007 09:16:36	Dark	41.000	40	The Sco	1.8590	7100.0	82	25941	No
73	GOM_NL__2PRFIN20070215_091821_000000382055_00336_25941_9895.N1	15-FEB-2007 09:18:21	Dark	38.000	147	Alp Ara	2.8770	26000.	76	25941	No
74	GOM_NL__2PRFIN20070215_091948_000000392055_00336_25941_9896.N1	15-FEB-2007 09:19:48	Dark	38.500	141	Bet Ara	2.8400	4600.0	77	25941	No
75	GOM_NL__2PRFIN20070215_092557_000000452055_00337_25942_9893.N1	15-FEB-2007 09:25:57	Dark	45.000	4	Alp1Cen	-0.010000	5800.0	90	25942	No
76	GOM_NL__2PRFIN20070215_093021_000000402055_00337_25942_9894.N1	15-FEB-2007 09:30:21	Dark	39.500	12	Alp1Cru	0.77500	30000.	79	25942	No
77	GOM_NL__2PRFIN20070215_093249_000000372055_00337_25942_9895.N1	15-FEB-2007 09:32:49	Dark	37.000	29	Bet Car	1.6720	10200.	74	25942	No
78	GOM_NL__2PRFIN20070215_093526_000000372055_00337_25942_9896.N1	15-FEB-2007 09:35:26	Dark	37.000	71	lot Car	2.2460	7700.0	74	25942	No
79	GOM_NL__2PRFIN20070215_093704_000000402055_00337_25942_9897.N1	15-FEB-2007 09:37:04	Dark	40.000	46	Del Vel	1.9540	10600.	80	25942	No
80	GOM_NL__2PRFIN20070215_093927_000000402055_00337_25942_9898.N1	15-FEB-2007 09:39:27	Straylight	39.500	34	Gam2Vel	1.7930	23000.	79	25942	No
81	GOM_NL__2PRFIN20070215_094131_000000372055_00337_25942_9899.N1	15-FEB-2007 09:41:31	Straylight	37.000	70	Zet Pup	2.2460	39000.	74	25942	No
82	GOM_NL__2PRFIN20070215_094549_000000392055_00337_25942_9900.N1	15-FEB-2007 09:45:49	Straylight	39.000	132	15Rho Pup	2.8030	6900.0	78	25942	No
83	GOM_NL__2PRFIN20070215_095416_000000522055_00337_25942_9901.N1	15-FEB-2007 09:54:16	Bright	52.000	8	10Alp CMi	0.40000	6500.0	104	25942	No
84	GOM_NL__2PRFIN20070215_100033_000000382055_00337_25942_9902.N1	15-FEB-2007 10:00:33	Bright	37.500	17	78Bet Gem	1.1610	4500.0	75	25942	No
85	GOM_NL__2PRFIN20070215_101756_000000362055_00337_25942_9903.N1	15-FEB-2007 10:17:56	Bright	35.500	49	1Alp UMi	1.9900	6300.0	71	25942	No
86	GOM_NL__2PRFIN20070215_102453_000000352055_00337_25942_9904.N1	15-FEB-2007 10:24:53	Bright	35.000	89	5Alp Cep	2.4510	8000.0	70	25942	No
87	GOM_NL__2PRFIN20070215_103000_000000352055_00337_25942_9905.N1	15-FEB-2007 10:30:00	Bright	34.500	19	50Alp Cyg	1.2460	10500.	69	25942	No
88	GOM_NL__2PRFIN20070215_103137_000000332055_00337_25942_9906.N1	15-FEB-2007 10:31:37	Bright	33.000	66	37Gam Cyg	2.2080	5900.0	66	25942	No
89	GOM_NL__2PRFIN20070215_103949_000000342055_00337_25942_9907.N1	15-FEB-2007 10:39:49	Bright	34.000	168	17Zet Aql	2.9860	11000.	68	25942	No
90	GOM_NL__2PRFIN20070215_105101_000000422055_00337_25942_9908.N1	15-FEB-2007 10:51:01	Twilight	41.500	57	34Sig Sgr	2.0660	26000.	83	25942	No
91	GOM_NL__2PRFIN20070215_105347_000000422055_00337_25942_9909.N1	15-FEB-2007 10:53:47	Dark	41.500	38	20Eps Sgr	1.8360	11000.	83	25942	No
92	GOM_NL__2PRFIN20070215_105555_000000422055_00337_25942_9910.N1	15-FEB-2007 10:55:55	Dark	42.000	25	35Lam Sco	1.6200	28000.	84	25942	No
93	GOM_NL__2PRFIN20070215_105712_000000432055_00337_25942_9911.N1	15-FEB-2007 10:57:12	Dark	42.500	40	The Sco	1.8590	7100.0	85	25942	No
94	GOM_NL__2PRFIN20070215_105858_000000372055_00337_25942_9912.N1	15-FEB-2007 10:58:58	Dark	37.000	147	Alp Ara	2.8770	26000.	74	25942	No
95	GOM_NL__2PRFIN20070215_110025_000000392055_00337_25942_9913.N1	15-FEB-2007 11:00:25	Dark	39.000	141	Bet Ara	2.8400	4600.0	78	25942	No
96	GOM_NL__2PRFIN20070215_110634_000000432055_00338_25943_9907.N1	15-FEB-2007 11:06:34	Dark	43.000	4	Alp1Cen	-0.010000	5800.0	86	25943	No
97	GOM_NL__2PRFIN20070215_111057_000000402055_00338_25943_9908.N1	15-FEB-2007 11:10:57	Dark	39.500	12	Alp1Cru	0.77500	30000.	79	25943	No
98	GOM_NL__2PRFIN20070215_111325_000000392055_00338_25943_9909.N1	15-FEB-2007 11:13:25	Dark	39.000	29	Bet Car	1.6720	10200.	78	25943	No
99	GOM_NL__2PRFIN20070215_111602_000000402055_00338_25943_9910.N1	15-FEB-2007 11:16:02	Dark	39.500	71	lot Car	2.2460	7700.0	79	25943	No
100	GOM_NL__2PRFIN20070215_111740_000000372055_00338_25943_9911.N1	15-FEB-2007 11:17:40	Dark	37.000	46	Del Vel	1.9540	10600.	74	25943	No
101	GOM_NL__2PRFIN20070215_112003_000000392055_00338_25943_9912.N1	15-FEB-2007 11:20:03	Straylight	38.500	34	Gam2Vel	1.7930	23000.	77	25943	No

102	GOM_NL__2PRFIN20070215_112207_000000372055_00338_25943_9913.N1	15-FEB-2007 11:22:07	Straylight	37.000	70	Zet Pup	2.2460	39000.	74	25943	No
103	GOM_NL__2PRFIN20070215_112625_000000382055_00338_25943_9914.N1	15-FEB-2007 11:26:25	Straylight	38.000	132	15Rho Pup	2.8030	6900.0	76	25943	No
104	GOM_NL__2PRFIN20070215_113452_000000482055_00338_25943_9915.N1	15-FEB-2007 11:34:52	Bright	47.500	8	10Alp CMi	0.40000	6500.0	95	25943	No
105	GOM_NL__2PRFIN20070215_114109_000000392055_00338_25943_9916.N1	15-FEB-2007 11:41:09	Bright	39.000	17	78Bet Gem	1.1610	4500.0	78	25943	No
106	GOM_NL__2PRFIN20070215_115832_000000362055_00338_25943_9917.N1	15-FEB-2007 11:58:32	Bright	35.500	49	1Alp UMi	1.9900	6300.0	71	25943	No
107	GOM_NL__2PRFIN20070215_120529_000000342055_00338_25943_9918.N1	15-FEB-2007 12:05:29	Bright	33.500	89	5Alp Cep	2.4510	8000.0	67	25943	No
108	GOM_NL__2PRFIN20070215_121036_000000522055_00338_25943_9919.N1	15-FEB-2007 12:10:36	Bright	52.000	19	50Alp Cyg	1.2460	10500.	104	25943	No
109	GOM_NL__2PRFIN20070215_121213_000000332055_00338_25943_9920.N1	15-FEB-2007 12:12:13	Bright	33.000	66	37Gam Cyg	2.2080	5900.0	66	25943	No
110	GOM_NL__2PRFIN20070215_122025_000000352055_00338_25943_9921.N1	15-FEB-2007 12:20:25	Bright	34.500	168	17Zet Aql	2.9860	11000.	69	25943	No
111	GOM_NL__2PRFIN20070215_123138_000000392055_00338_25943_9922.N1	15-FEB-2007 12:31:38	Twilight	38.500	57	34Sig Sgr	2.0660	26000.	77	25943	No
112	GOM_NL__2PRFIN20070215_123423_000000412055_00338_25943_9923.N1	15-FEB-2007 12:34:23	Dark	40.500	38	20Eps Sgr	1.8360	11000.	81	25943	No
113	GOM_NL__2PRFIN20070215_123632_000000422055_00338_25943_9924.N1	15-FEB-2007 12:36:32	Dark	42.000	25	35Lam Sco	1.6200	28000.	84	25943	No
114	GOM_NL__2PRFIN20070215_123748_000000442055_00338_25943_9925.N1	15-FEB-2007 12:37:48	Dark	44.000	40	The Sco	1.8590	7100.0	88	25943	No
115	GOM_NL__2PRFIN20070215_123934_000000382055_00338_25943_9926.N1	15-FEB-2007 12:39:34	Dark	37.500	147	Alp Ara	2.8770	26000.	75	25943	No
116	GOM_NL__2PRFIN20070215_124101_000000442055_00338_25943_9927.N1	15-FEB-2007 12:41:01	Dark	43.500	141	Bet Ara	2.8400	4600.0	87	25943	No
117	GOM_NL__2PRFIN20070215_124710_000000442055_00339_25944_9933.N1	15-FEB-2007 12:47:10	Dark	43.500	4	Alp1Cen	-0.010000	5800.0	87	25944	No
118	GOM_NL__2PRFIN20070215_125134_000000452055_00339_25944_9934.N1	15-FEB-2007 12:51:34	Dark	44.500	12	Alp1Cru	0.77500	30000.	89	25944	No
119	GOM_NL__2PRFIN20070215_125401_000000382055_00339_25944_9935.N1	15-FEB-2007 12:54:01	Dark	38.000	29	Bet Car	1.6720	10200.	76	25944	No
120	GOM_NL__2PRFIN20070215_125638_000000382055_00339_25944_9936.N1	15-FEB-2007 12:56:38	Dark	38.000	71	lot Car	2.2460	7700.0	76	25944	No
121	GOM_NL__2PRFIN20070215_125816_000000372055_00339_25944_9937.N1	15-FEB-2007 12:58:16	Dark	37.000	46	Del Vel	1.9540	10600.	74	25944	No
122	GOM_NL__2PRFIN20070215_130039_000000382055_00339_25944_9938.N1	15-FEB-2007 13:00:39	Straylight	38.000	34	Gam2Vel	1.7930	23000.	76	25944	No
123	GOM_NL__2PRFIN20070215_130243_000000392055_00339_25944_9939.N1	15-FEB-2007 13:02:43	Straylight	38.500	70	Zet Pup	2.2460	39000.	77	25944	No
124	GOM_NL__2PRFIN20070215_130701_000000372055_00339_25944_9940.N1	15-FEB-2007 13:07:01	Straylight	36.500	132	15Rho Pup	2.8030	6900.0	73	25944	No
125	GOM_NL__2PRFIN20070215_131528_000000472055_00339_25944_9941.N1	15-FEB-2007 13:15:28	Bright	46.500	8	10Alp CMi	0.40000	6500.0	93	25944	No
126	GOM_NL__2PRFIN20070215_132145_000000382055_00339_25944_9942.N1	15-FEB-2007 13:21:45	Bright	37.500	17	78Bet Gem	1.1610	4500.0	75	25944	No
127	GOM_NL__2PRFIN20070215_133908_000000362055_00339_25944_9943.N1	15-FEB-2007 13:39:08	Bright	35.500	49	1Alp UMi	1.9900	6300.0	71	25944	No
128	GOM_NL__2PRFIN20070215_134605_000000342055_00339_25944_9944.N1	15-FEB-2007 13:46:05	Bright	33.500	89	5Alp Cep	2.4510	8000.0	67	25944	No
129	GOM_NL__2PRFIN20070215_135112_000000342055_00339_25944_9945.N1	15-FEB-2007 13:51:12	Bright	34.000	19	50Alp Cyg	1.2460	10500.	68	25944	No
130	GOM_NL__2PRFIN20070215_135249_000000342055_00339_25944_9946.N1	15-FEB-2007 13:52:49	Bright	34.000	66	37Gam Cyg	2.2080	5900.0	68	25944	No
131	GOM_NL__2PRFIN20070215_140101_000000352055_00339_25944_9947.N1	15-FEB-2007 14:01:01	Bright	34.500	168	17Zet Aql	2.9860	11000.	69	25944	No
132	GOM_NL__2PRFIN20070215_141035_000000392055_00339_25944_9948.N1	15-FEB-2007 14:10:35	Twilight	39.000	155	41Pi Sgr	2.9000	6600.0	78	25944	No
133	GOM_NL__2PRFIN20070215_141214_000000382055_00339_25944_9949.N1	15-FEB-2007 14:12:14	Twilight	37.500	57	34Sig Sgr	2.0660	26000.	75	25944	No
134	GOM_NL__2PRFIN20070215_141500_000000402055_00339_25944_9950.N1	15-FEB-2007 14:15:00	Dark	39.500	38	20Eps Sgr	1.8360	11000.	79	25944	No
135	GOM_NL__2PRFIN20070215_141708_000000412055_00339_25944_9951.N1	15-FEB-2007 14:17:08	Dark	41.000	25	35Lam Sco	1.6200	28000.	82	25944	No
136	GOM_NL__2PRFIN20070215_141825_000000432055_00339_25944_9952.N1	15-FEB-2007 14:18:25	Dark	42.500	40	The Sco	1.8590	7100.0	85	25944	No
137	GOM_NL__2PRFIN20070215_142010_000000382055_00339_25944_9953.N1	15-FEB-2007 14:20:10	Dark	38.000	147	Alp Ara	2.8770	26000.	76	25944	No
138	GOM_NL__2PRFIN20070215_142137_000000392055_00339_25944_9954.N1	15-FEB-2007 14:21:37	Dark	38.500	141	Bet Ara	2.8400	4600.0	77	25944	No
139	GOM_NL__2PRFIN20070215_142747_000000442055_00340_25945_9944.N1	15-FEB-2007 14:27:47	Dark	44.000	4	Alp1Cen	-0.010000	5800.0	88	25945	No
140	GOM_NL__2PRFIN20070215_143210_000000432055_00340_25945_9945.N1	15-FEB-2007 14:32:10	Dark	42.500	12	Alp1Cru	0.77500	30000.	85	25945	No
141	GOM_NL__2PRFIN20070215_143437_000000362055_00340_25945_9946.N1	15-FEB-2007 14:34:37	Dark	36.000	29	Bet Car	1.6720	10200.	72	25945	No
142	GOM_NL__2PRFIN20070215_143714_000000372055_00340_25945_9947.N1	15-FEB-2007 14:37:14	Dark	36.500	71	lot Car	2.2460	7700.0	73	25945	No
143	GOM_NL__2PRFIN20070215_143852_000000372055_00340_25945_9948.N1	15-FEB-2007 14:38:52	Dark	36.500	46	Del Vel	1.9540	10600.	73	25945	No
144	GOM_NL__2PRFIN20070215_144115_000000402055_00340_25945_9949.N1	15-FEB-2007 14:41:15	Straylight	40.000	34	Gam2Vel	1.7930	23000.	80	25945	No
145	GOM_NL__2PRFIN20070215_144319_000000382055_00340_25945_9950.N1	15-FEB-2007 14:43:19	Straylight	37.500	70	Zet Pup	2.2460	39000.	75	25945	No
146	GOM_NL__2PRFIN20070215_144737_000000412055_00340_25945_9951.N1	15-FEB-2007 14:47:37	Straylight	40.500	132	15Rho Pup	2.8030	6900.0	81	25945	No
147	GOM_NL__2PRFIN20070215_145605_000000422055_00340_25945_9952.N1	15-FEB-2007 14:56:05	Bright	42.000	8	10Alp CMi	0.40000	6500.0	84	25945	No
148	GOM_NL__2PRFIN20070215_150221_000000382055_00340_25945_9953.N1	15-FEB-2007 15:02:21	Bright	37.500	17	78Bet Gem	1.1610	4500.0	75	25945	No
149	GOM_NL__2PRFIN20070215_151944_000000362055_00340_25945_9954.N1	15-FEB-2007 15:19:44	Bright	36.000	49	1Alp UMi	1.9900	6300.0	72	25945	No
150	GOM_NL__2PRFIN20070215_152641_000000342055_00340_25945_9955.N1	15-FEB-2007 15:26:41	Bright	34.000	89	5Alp Cep	2.4510	8000.0	68	25945	No
151	GOM_NL__2PRFIN20070215_153148_000000332055_00340_25945_9956.N1	15-FEB-2007 15:31:48	Bright	33.000	19	50Alp Cyg	1.2460	10500.	66	25945	No
152	GOM_NL__2PRFIN20070215_153325_000000342055_00340_25945_9957.N1	15-FEB-2007 15:33:25	Bright	34.000	66	37Gam Cyg	2.2080	5900.0	68	25945	No
153	GOM_NL__2PRFIN20070215_154137_000000342055_00340_25945_9958.N1	15-FEB-2007 15:41:37	Bright	34.000	168	17Zet Aql	2.9860	11000.	68	25945	No
154	GOM_NL__2PRFIN20070215_155111_000000402055_00340_25945_9959.N1	15-FEB-2007 15:51:11	Twilight	39.500	155	41Pi Sgr	2.9000	6600.0	79	25945	No
155	GOM_NL__2PRFIN20070215_155250_000000392055_00340_25945_9960.N1	15-FEB-2007 15:52:50	Twilight	38.500	57	34Sig Sgr	2.0660	26000.	77	25945	No
156	GOM_NL__2PRFIN20070215_155536_000000412055_00340_25945_9961.N1	15-FEB-2007 15:55:36	Dark	40.500	38	20Eps Sgr	1.8360	11000.	81	25945	No
157	GOM_NL__2PRFIN20070215_155745_000000422055_00340_25945_9962.N1	15-FEB-2007 15:57:45	Dark	41.500	25	35Lam Sco	1.6200	28000.	83	25945	No
158	GOM_NL__2PRFIN20070215_155901_000000442055_00340_25945_9963.N1	15-FEB-2007 15:59:01	Dark	43.500	40	The Sco	1.8590	7100.0	87	25945	No
159	GOM_NL__2PRFIN20070215_160047_000000372055_00340_25945_9964.N1	15-FEB-2007 16:00:47	Dark	37.000	147	Alp Ara	2.8770	26000.	74	25945	No
160	GOM_NL__2PRFIN20070215_160214_000000442055_00340_25945_9965.N1	15-FEB-2007 16:02:14	Dark	43.500	141	Bet Ara	2.8400	4600.0	87	25945	No

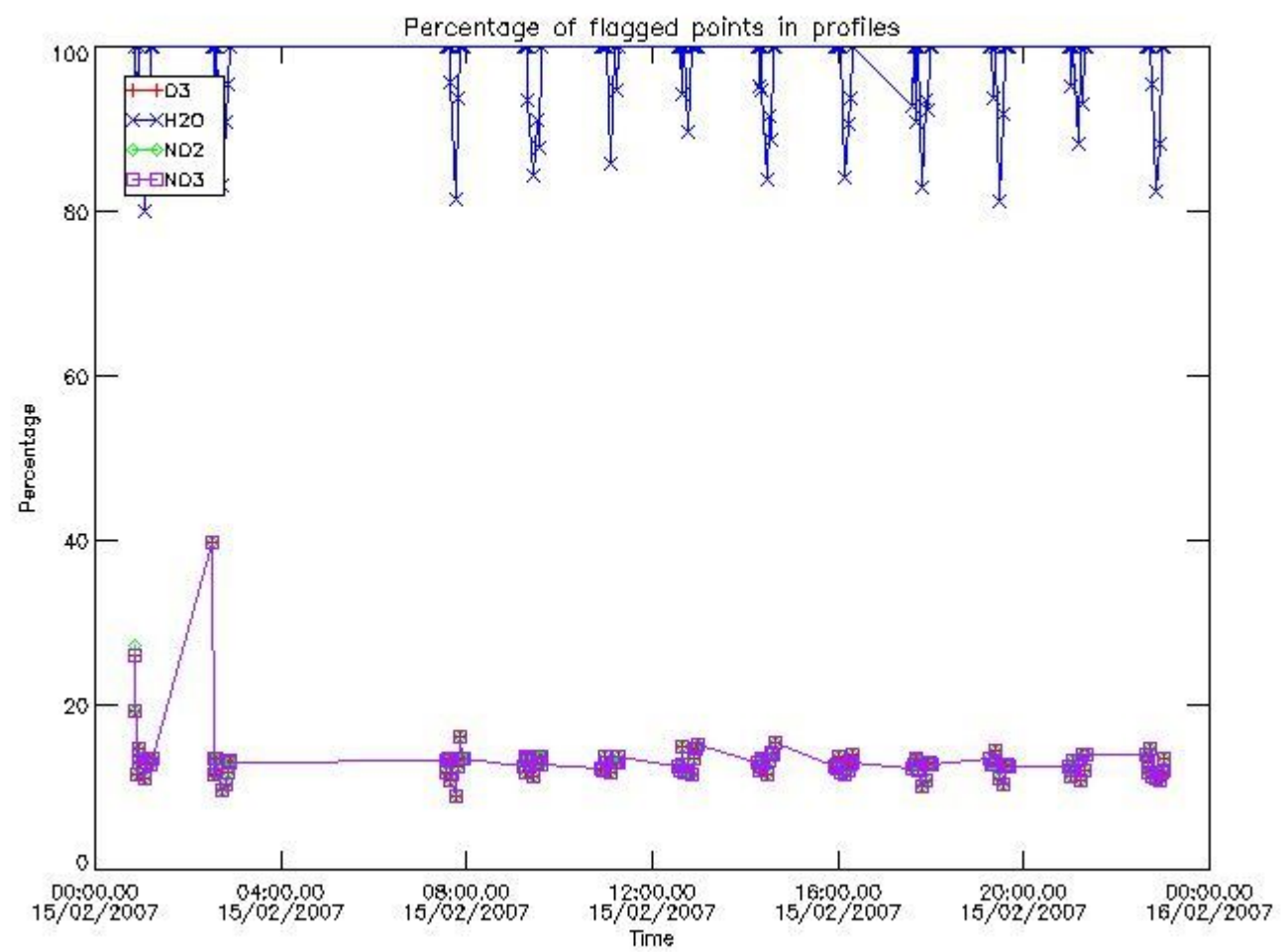
161	GOM_NL__2PRFIN20070215_160823_000000452055_00341_25946_9971.N1	15-FEB-2007 16:08:23	Dark	44.500	4	Alp1Cen	-0.010000	5800.0	89	25946	No
162	GOM_NL__2PRFIN20070215_161246_000000432055_00341_25946_9972.N1	15-FEB-2007 16:12:46	Dark	42.500	12	Alp1Cru	0.77500	30000.	85	25946	No
163	GOM_NL__2PRFIN20070215_161513_000000402055_00341_25946_9973.N1	15-FEB-2007 16:15:13	Dark	40.000	29	Bet Car	1.6720	10200.	80	25946	No
164	GOM_NL__2PRFIN20070215_161751_000000372055_00341_25946_9974.N1	15-FEB-2007 16:17:51	Dark	36.500	71	lot Car	2.2460	7700.0	73	25946	No
165	GOM_NL__2PRFIN20070215_161928_000000392055_00341_25946_9975.N1	15-FEB-2007 16:19:28	Dark	39.000	46	Del Vel	1.9540	10600.	78	25946	No
166	GOM_NL__2PRFIN20070215_162151_000000412055_00341_25946_9976.N1	15-FEB-2007 16:21:51	Straylight	41.000	34	Gam2Vel	1.7930	23000.	82	25946	No
167	GOM_NL__2PRFIN20070215_162356_000000382055_00341_25946_9977.N1	15-FEB-2007 16:23:56	Straylight	38.000	70	Zet Pup	2.2460	39000.	76	25946	No
168	GOM_NL__2PRFIN20070215_162813_000000412055_00341_25946_9978.N1	15-FEB-2007 16:28:13	Straylight	41.000	132	15Rho Pup	2.8030	6900.0	82	25946	No
169	GOM_NL__2PRFIN20070215_163641_000000412055_00341_25946_9979.N1	15-FEB-2007 16:36:41	Bright	40.500	8	10Alp CMi	0.40000	6500.0	81	25946	No
170	GOM_NL__2PRFIN20070215_164257_000000452055_00341_25946_9980.N1	15-FEB-2007 16:42:57	Bright	45.000	17	78Bet Gem	1.1610	4500.0	90	25946	No
171	GOM_NL__2PRFIN20070215_170020_000000362055_00341_25946_9981.N1	15-FEB-2007 17:00:20	Bright	35.500	49	1Alp UMi	1.9900	6300.0	71	25946	No
172	GOM_NL__2PRFIN20070215_170717_000000352055_00341_25946_9982.N1	15-FEB-2007 17:07:17	Bright	34.500	89	5Alp Cep	2.4510	8000.0	69	25946	No
173	GOM_NL__2PRFIN20070215_171224_000000342055_00341_25946_9983.N1	15-FEB-2007 17:12:24	Bright	34.000	19	50Alp Cyg	1.2460	10500.	68	25946	No
174	GOM_NL__2PRFIN20070215_171401_000000332055_00341_25946_9984.N1	15-FEB-2007 17:14:01	Bright	33.000	66	37Gam Cyg	2.2080	5900.0	66	25946	No
175	GOM_NL__2PRFIN20070215_172213_000000352055_00341_25946_9985.N1	15-FEB-2007 17:22:13	Bright	34.500	168	17Zet Aql	2.9860	11000.	69	25946	No
176	GOM_NL__2PRFIN20070215_173147_000000412055_00341_25946_9986.N1	15-FEB-2007 17:31:47	Twilight	41.000	155	41Pi Sgr	2.9000	6600.0	82	25946	No
177	GOM_NL__2PRFIN20070215_173327_000000392055_00341_25946_9987.N1	15-FEB-2007 17:33:27	Twilight	39.000	57	34Sig Sgr	2.0660	26000.	78	25946	No
178	GOM_NL__2PRFIN20070215_173612_000000422055_00341_25946_9988.N1	15-FEB-2007 17:36:12	Dark	41.500	38	20Eps Sgr	1.8360	11000.	83	25946	No
179	GOM_NL__2PRFIN20070215_173821_000000402055_00341_25946_9989.N1	15-FEB-2007 17:38:21	Dark	40.000	25	35Lam Sco	1.6200	28000.	80	25946	No
180	GOM_NL__2PRFIN20070215_173938_000000392055_00341_25946_9990.N1	15-FEB-2007 17:39:38	Dark	38.500	40	The Sco	1.8590	7100.0	77	25946	No
181	GOM_NL__2PRFIN20070215_174123_000000382055_00341_25946_9991.N1	15-FEB-2007 17:41:23	Dark	37.500	147	Alp Ara	2.8770	26000.	75	25946	No
182	GOM_NL__2PRFIN20070215_174250_000000422055_00341_25946_9992.N1	15-FEB-2007 17:42:50	Dark	42.000	141	Bet Ara	2.8400	4600.0	84	25946	No
183	GOM_NL__2PRFIN20070215_174900_000000502055_00342_25947_9985.N1	15-FEB-2007 17:49:00	Dark	50.000	4	Alp1Cen	-0.010000	5800.0	100	25947	No
184	GOM_NL__2PRFIN20070215_175323_000000472055_00342_25947_9986.N1	15-FEB-2007 17:53:23	Dark	46.500	12	Alp1Cru	0.77500	30000.	93	25947	No
185	GOM_NL__2PRFIN20070215_175549_000000392055_00342_25947_9987.N1	15-FEB-2007 17:55:49	Dark	39.000	29	Bet Car	1.6720	10200.	78	25947	No
186	GOM_NL__2PRFIN20070215_175827_000000402055_00342_25947_9988.N1	15-FEB-2007 17:58:27	Dark	39.500	71	lot Car	2.2460	7700.0	79	25947	No
187	GOM_NL__2PRFIN20070215_180004_000000402055_00342_25947_9989.N1	15-FEB-2007 18:00:04	Dark	39.500	46	Del Vel	1.9540	10600.	79	25947	No
188	GOM_NL__2PRFIN20070215_180227_000000412055_00342_25947_9990.N1	15-FEB-2007 18:02:27	Straylight	41.000	34	Gam2Vel	1.7930	23000.	82	25947	No
189	GOM_NL__2PRFIN20070215_180432_000000392055_00342_25947_9991.N1	15-FEB-2007 18:04:32	Straylight	38.500	70	Zet Pup	2.2460	39000.	77	25947	No
190	GOM_NL__2PRFIN20070215_180849_000000392055_00342_25947_9992.N1	15-FEB-2007 18:08:49	Straylight	38.500	132	15Rho Pup	2.8030	6900.0	77	25947	No
191	GOM_NL__2PRFIN20070215_181717_000000412055_00342_25947_9993.N1	15-FEB-2007 18:17:17	Bright	41.000	8	10Alp CMi	0.40000	6500.0	82	25947	No
192	GOM_NL__2PRFIN20070215_182333_000000382055_00342_25947_9994.N1	15-FEB-2007 18:23:33	Bright	38.000	17	78Bet Gem	1.1610	4500.0	76	25947	No
193	GOM_NL__2PRFIN20070215_184056_000000372055_00342_25947_9995.N1	15-FEB-2007 18:40:56	Bright	37.000	49	1Alp UMi	1.9900	6300.0	74	25947	No
194	GOM_NL__2PRFIN20070215_184753_000000342055_00342_25947_9996.N1	15-FEB-2007 18:47:53	Bright	33.500	89	5Alp Cep	2.4510	8000.0	67	25947	No
195	GOM_NL__2PRFIN20070215_185301_000000362055_00342_25947_9997.N1	15-FEB-2007 18:53:01	Bright	36.000	19	50Alp Cyg	1.2460	10500.	72	25947	No
196	GOM_NL__2PRFIN20070215_185437_000000362055_00342_25947_9998.N1	15-FEB-2007 18:54:37	Bright	35.500	66	37Gam Cyg	2.2080	5900.0	71	25947	No
197	GOM_NL__2PRFIN20070215_190249_000000352055_00342_25947_9999.N1	15-FEB-2007 19:02:49	Bright	34.500	168	17Zet Aql	2.9860	11000.	69	25947	No
198	GOM_NL__2PRFIN20070215_191223_000000392055_00342_25947_0000.N1	15-FEB-2007 19:12:23	Twilight	38.500	155	41Pi Sgr	2.9000	6600.0	77	25947	No
199	GOM_NL__2PRFIN20070215_191403_000000382055_00342_25947_0001.N1	15-FEB-2007 19:14:03	Twilight	37.500	57	34Sig Sgr	2.0660	26000.	75	25947	No
200	GOM_NL__2PRFIN20070215_191649_000000382055_00342_25947_0002.N1	15-FEB-2007 19:16:49	Dark	38.000	38	20Eps Sgr	1.8360	11000.	76	25947	No
201	GOM_NL__2PRFIN20070215_191858_000000402055_00342_25947_0003.N1	15-FEB-2007 19:18:58	Dark	40.000	25	35Lam Sco	1.6200	28000.	80	25947	No
202	GOM_NL__2PRFIN20070215_192014_000000402055_00342_25947_0004.N1	15-FEB-2007 19:20:14	Dark	40.000	40	The Sco	1.8590	7100.0	80	25947	No
203	GOM_NL__2PRFIN20070215_192200_000000392055_00342_25947_0005.N1	15-FEB-2007 19:22:00	Dark	38.500	147	Alp Ara	2.8770	26000.	77	25947	No
204	GOM_NL__2PRFIN20070215_192326_000000392055_00342_25947_0006.N1	15-FEB-2007 19:23:26	Dark	38.500	141	Bet Ara	2.8400	4600.0	77	25947	No
205	GOM_NL__2PRFIN20070215_192936_000000462055_00343_25948_0011.N1	15-FEB-2007 19:29:36	Dark	45.500	4	Alp1Cen	-0.010000	5800.0	91	25948	No
206	GOM_NL__2PRFIN20070215_193359_000000492055_00343_25948_0012.N1	15-FEB-2007 19:33:59	Dark	49.000	12	Alp1Cru	0.77500	30000.	98	25948	No
207	GOM_NL__2PRFIN20070215_193625_000000402055_00343_25948_0013.N1	15-FEB-2007 19:36:25	Dark	40.000	29	Bet Car	1.6720	10200.	80	25948	No
208	GOM_NL__2PRFIN20070215_193903_000000402055_00343_25948_0014.N1	15-FEB-2007 19:39:03	Dark	40.000	71	lot Car	2.2460	7700.0	80	25948	No
209	GOM_NL__2PRFIN20070215_194040_000000412055_00343_25948_0015.N1	15-FEB-2007 19:40:40	Dark	41.000	46	Del Vel	1.9540	10600.	82	25948	No
210	GOM_NL__2PRFIN20070215_194303_000000412055_00343_25948_0016.N1	15-FEB-2007 19:43:03	Straylight	41.000	34	Gam2Vel	1.7930	23000.	82	25948	No
211	GOM_NL__2PRFIN20070215_194508_000000402055_00343_25948_0017.N1	15-FEB-2007 19:45:08	Straylight	39.500	70	Zet Pup	2.2460	39000.	79	25948	No
212	GOM_NL__2PRFIN20070215_194926_000000402055_00343_25948_0018.N1	15-FEB-2007 19:49:26	Straylight	39.500	132	15Rho Pup	2.8030	6900.0	79	25948	No
213	GOM_NL__2PRFIN20070215_195753_000000472055_00343_25948_0019.N1	15-FEB-2007 19:57:53	Bright	46.500	8	10Alp CMi	0.40000	6500.0	93	25948	No
214	GOM_NL__2PRFIN20070215_200409_000000382055_00343_25948_0020.N1	15-FEB-2007 20:04:09	Bright	37.500	17	78Bet Gem	1.1610	4500.0	75	25948	No
215	GOM_NL__2PRFIN20070215_202132_000000362055_00343_25948_0021.N1	15-FEB-2007 20:21:32	Bright	36.000	49	1Alp UMi	1.9900	6300.0	72	25948	No
216	GOM_NL__2PRFIN20070215_202830_000000352055_00343_25948_0022.N1	15-FEB-2007 20:28:30	Bright	34.500	89	5Alp Cep	2.4510	8000.0	69	25948	No
217	GOM_NL__2PRFIN20070215_203337_000000362055_00343_25948_0023.N1	15-FEB-2007 20:33:37	Bright	35.500	19	50Alp Cyg	1.2460	10500.	71	25948	No
218	GOM_NL__2PRFIN20070215_203513_000000342055_00343_25948_0024.N1	15-FEB-2007 20:35:13	Bright	33.500	66	37Gam Cyg	2.2080	5900.0	67	25948	No
219	GOM_NL__2PRFIN20070215_204325_000000342055_00343_25948_0025.N1	15-FEB-2007 20:43:25	Bright	34.000	168	17Zet Aql	2.9860	11000.	68	25948	No

220	GOM_NL__2PRFIN20070215_205259_000000382055_00343_25948_0026.N1	15-FEB-2007 20:52:59	Twilight	37.500	155	41Pi Sgr	2.9000	6600.0	75	25948	No
221	GOM_NL__2PRFIN20070215_205439_000000392055_00343_25948_0027.N1	15-FEB-2007 20:54:39	Twilight	39.000	57	34Sig Sgr	2.0660	26000.	78	25948	No
222	GOM_NL__2PRFIN20070215_205725_000000412055_00343_25948_0028.N1	15-FEB-2007 20:57:25	Dark	40.500	38	20Eps Sgr	1.8360	11000.	81	25948	No
223	GOM_NL__2PRFIN20070215_205934_000000452055_00343_25948_0029.N1	15-FEB-2007 20:59:34	Dark	45.000	25	35Lam Sco	1.6200	28000.	90	25948	No
224	GOM_NL__2PRFIN20070215_210051_000000432055_00343_25948_0030.N1	15-FEB-2007 21:00:51	Dark	42.500	40	The Sco	1.8590	7100.0	85	25948	No
225	GOM_NL__2PRFIN20070215_210236_000000392055_00343_25948_0031.N1	15-FEB-2007 21:02:36	Dark	38.500	147	Alp Ara	2.8770	26000.	77	25948	No
226	GOM_NL__2PRFIN20070215_210403_000000392055_00343_25948_0032.N1	15-FEB-2007 21:04:03	Dark	38.500	141	Bet Ara	2.8400	4600.0	77	25948	No
227	GOM_NL__2PRFIN20070215_211013_000000432055_00344_25949_0036.N1	15-FEB-2007 21:10:13	Dark	42.500	4	Alp1Cen	-0.010000	5800.0	85	25949	No
228	GOM_NL__2PRFIN20070215_211436_000000482055_00344_25949_0037.N1	15-FEB-2007 21:14:36	Dark	47.500	12	Alp1Cru	0.77500	30000.	95	25949	No
229	GOM_NL__2PRFIN20070215_211701_000000372055_00344_25949_0038.N1	15-FEB-2007 21:17:01	Dark	36.500	29	Bet Car	1.6720	10200.	73	25949	No
230	GOM_NL__2PRFIN20070215_211939_000000432055_00344_25949_0039.N1	15-FEB-2007 21:19:39	Dark	42.500	71	lot Car	2.2460	7700.0	85	25949	No
231	GOM_NL__2PRFIN20070215_212116_000000372055_00344_25949_0040.N1	15-FEB-2007 21:21:16	Dark	36.500	46	Del Vel	1.9540	10600.	73	25949	No
232	GOM_NL__2PRFIN20070215_212339_000000382055_00344_25949_0041.N1	15-FEB-2007 21:23:39	Straylight	37.500	34	Gam2Vel	1.7930	23000.	75	25949	No
233	GOM_NL__2PRFIN20070215_212544_000000362055_00344_25949_0042.N1	15-FEB-2007 21:25:44	Straylight	36.000	70	Zet Pup	2.2460	39000.	72	25949	No
234	GOM_NL__2PRFIN20070215_213002_000000392055_00344_25949_0043.N1	15-FEB-2007 21:30:02	Straylight	39.000	132	15Rho Pup	2.8030	6900.0	78	25949	No
235	GOM_NL__2PRFIN20070215_213829_000000462055_00344_25949_0044.N1	15-FEB-2007 21:38:29	Bright	45.500	8	10Alp CMi	0.40000	6500.0	91	25949	No
236	GOM_NL__2PRFIN20070215_214445_000000382055_00344_25949_0045.N1	15-FEB-2007 21:44:45	Bright	38.000	17	78Bet Gem	1.1610	4500.0	76	25949	No
237	GOM_NL__2PRFIN20070215_220208_000000362055_00344_25949_0046.N1	15-FEB-2007 22:02:08	Bright	35.500	49	1Alp UMi	1.9900	6300.0	71	25949	No
238	GOM_NL__2PRFIN20070215_220906_000000362055_00344_25949_0047.N1	15-FEB-2007 22:09:06	Bright	35.500	89	5Alp Cep	2.4510	8000.0	71	25949	No
239	GOM_NL__2PRFIN20070215_221413_000000352055_00344_25949_0048.N1	15-FEB-2007 22:14:13	Bright	35.000	19	50Alp Cyg	1.2460	10500.	70	25949	No
240	GOM_NL__2PRFIN20070215_221549_000000522055_00344_25949_0049.N1	15-FEB-2007 22:15:49	Bright	52.000	66	37Gam Cyg	2.2080	5900.0	104	25949	No
241	GOM_NL__2PRFIN20070215_222402_000000342055_00344_25949_0050.N1	15-FEB-2007 22:24:02	Bright	34.000	168	17Zet Aql	2.9860	11000.	68	25949	No
242	GOM_NL__2PRFIN20070215_223335_000000402055_00344_25949_0051.N1	15-FEB-2007 22:33:35	Twilight	39.500	155	41Pi Sgr	2.9000	6600.0	79	25949	No
243	GOM_NL__2PRFIN20070215_223515_000000402055_00344_25949_0052.N1	15-FEB-2007 22:35:15	Twilight	39.500	57	34Sig Sgr	2.0660	26000.	79	25949	No
244	GOM_NL__2PRFIN20070215_223801_000000402055_00344_25949_0053.N1	15-FEB-2007 22:38:01	Dark	40.000	38	20Eps Sgr	1.8360	11000.	80	25949	No
245	GOM_NL__2PRFIN20070215_224011_000000432055_00344_25949_0054.N1	15-FEB-2007 22:40:11	Dark	43.000	25	35Lam Sco	1.6200	28000.	86	25949	No
246	GOM_NL__2PRFIN20070215_224127_000000432055_00344_25949_0055.N1	15-FEB-2007 22:41:27	Dark	43.000	40	The Sco	1.8590	7100.0	86	25949	No
247	GOM_NL__2PRFIN20070215_224312_000000382055_00344_25949_0056.N1	15-FEB-2007 22:43:12	Dark	38.000	147	Alp Ara	2.8770	26000.	76	25949	No
248	GOM_NL__2PRFIN20070215_224439_000000452055_00344_25949_0057.N1	15-FEB-2007 22:44:39	Dark	45.000	141	Bet Ara	2.8400	4600.0	90	25949	No
249	GOM_NL__2PRFIN20070215_225049_000000462055_00345_25950_0047.N1	15-FEB-2007 22:50:49	Dark	46.000	4	Alp1Cen	-0.010000	5800.0	92	25950	No
250	GOM_NL__2PRFIN20070215_225512_000000482055_00345_25950_0048.N1	15-FEB-2007 22:55:12	Dark	47.500	12	Alp1Cru	0.77500	30000.	95	25950	No
251	GOM_NL__2PRFIN20070215_225737_000000432055_00345_25950_0049.N1	15-FEB-2007 22:57:37	Dark	43.000	29	Bet Car	1.6720	10200.	86	25950	No
252	GOM_NL__2PRFIN20070215_230015_000000382055_00345_25950_0050.N1	15-FEB-2007 23:00:15	Dark	38.000	71	lot Car	2.2460	7700.0	76	25950	No
253	GOM_NL__2PRFIN20070215_230153_000000422055_00345_25950_0051.N1	15-FEB-2007 23:01:53	Dark	42.000	46	Del Vel	1.9540	10600.	84	25950	No
254	GOM_NL__2PRFIN20070215_230415_000000412055_00345_25950_0052.N1	15-FEB-2007 23:04:15	Straylight	41.000	34	Gam2Vel	1.7930	23000.	82	25950	No
255	GOM_NL__2PRFIN20070215_230620_000000392055_00345_25950_0053.N1	15-FEB-2007 23:06:20	Straylight	38.500	70	Zet Pup	2.2460	39000.	77	25950	No
256	GOM_NL__2PRFIN20070215_231038_000000402055_00345_25950_0054.N1	15-FEB-2007 23:10:38	Straylight	39.500	132	15Rho Pup	2.8030	6900.0	79	25950	No
257	GOM_NL__2PRFIN20070215_231905_000000452055_00345_25950_0055.N1	15-FEB-2007 23:19:05	Bright	45.000	8	10Alp CMi	0.40000	6500.0	90	25950	No
258	GOM_NL__2PRFIN20070215_232521_000000382055_00345_25950_0056.N1	15-FEB-2007 23:25:21	Bright	38.000	17	78Bet Gem	1.1610	4500.0	76	25950	No
259	GOM_NL__2PRFIN20070215_234244_000000322055_00345_25950_0057.N1	15-FEB-2007 23:42:44	Bright	32.000	49	1Alp UMi	1.9900	6300.0	64	25950	No
260	GOM_NL__2PRFIN20070215_234942_000000342055_00345_25950_0058.N1	15-FEB-2007 23:49:42	Bright	33.500	89	5Alp Cep	2.4510	8000.0	67	25950	No
261	GOM_NL__2PRFIN20070215_235449_000000372055_00345_25950_0059.N1	15-FEB-2007 23:54:49	Bright	37.000	19	50Alp Cyg	1.2460	10500.	74	25950	No
262	GOM_NL__2PRFIN20070215_235625_000000342055_00345_25950_0060.N1	15-FEB-2007 23:56:25	Bright	33.500	66	37Gam Cyg	2.2080	5900.0	67	25950	No

3. Quality information per product

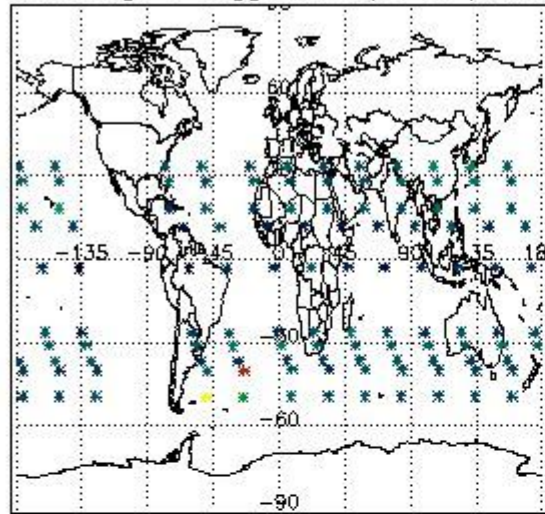
In this section it is plotted some information contained in the Quality Summary data set of the level 2 products. Only products in dark limb conditions and without errors (error flag in the MPH set to "0") are used.

3.1 Plot quality information per product (time dependant)

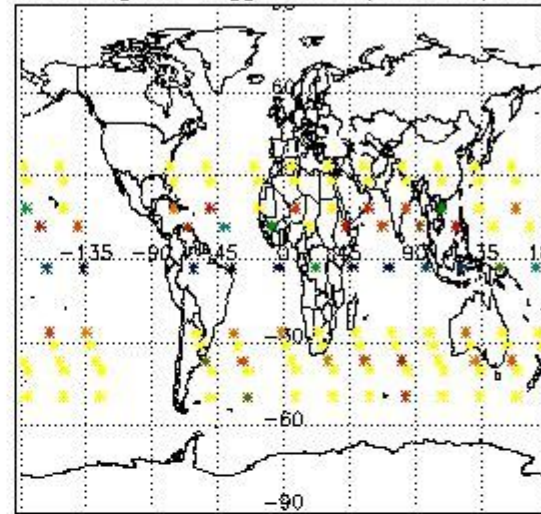


3.2 Plot quality information per product (world map)

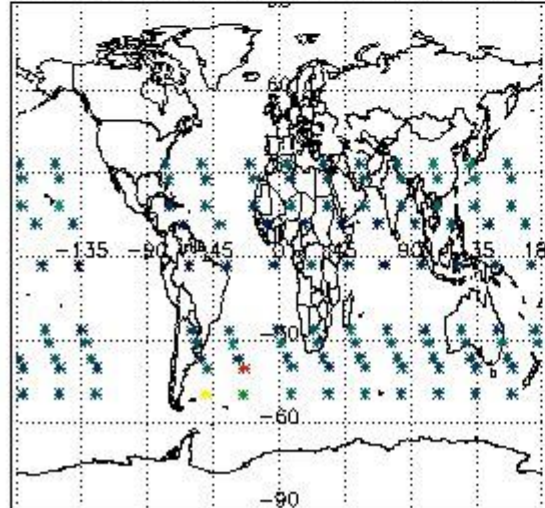
Percentage of flagged data per O3 profile



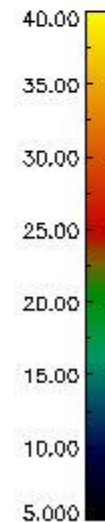
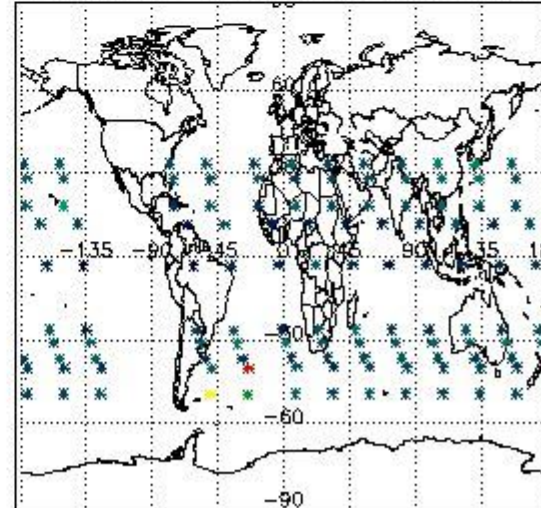
Percentage of flagged data per H2O profile



Percentage of flagged data per NO2 profile



Percentage of flagged data per NO3 profile

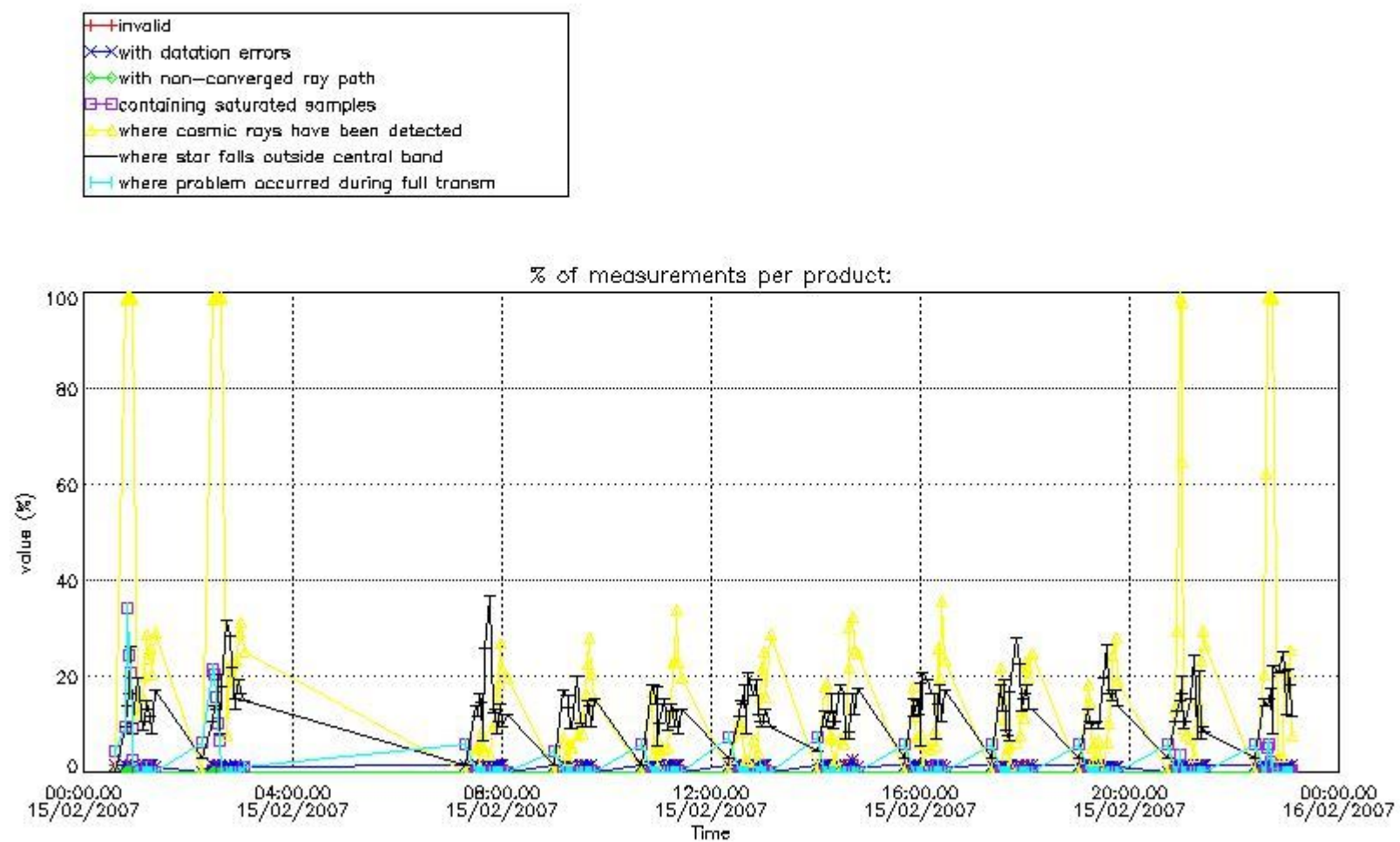


4. Level 1 quality information per product

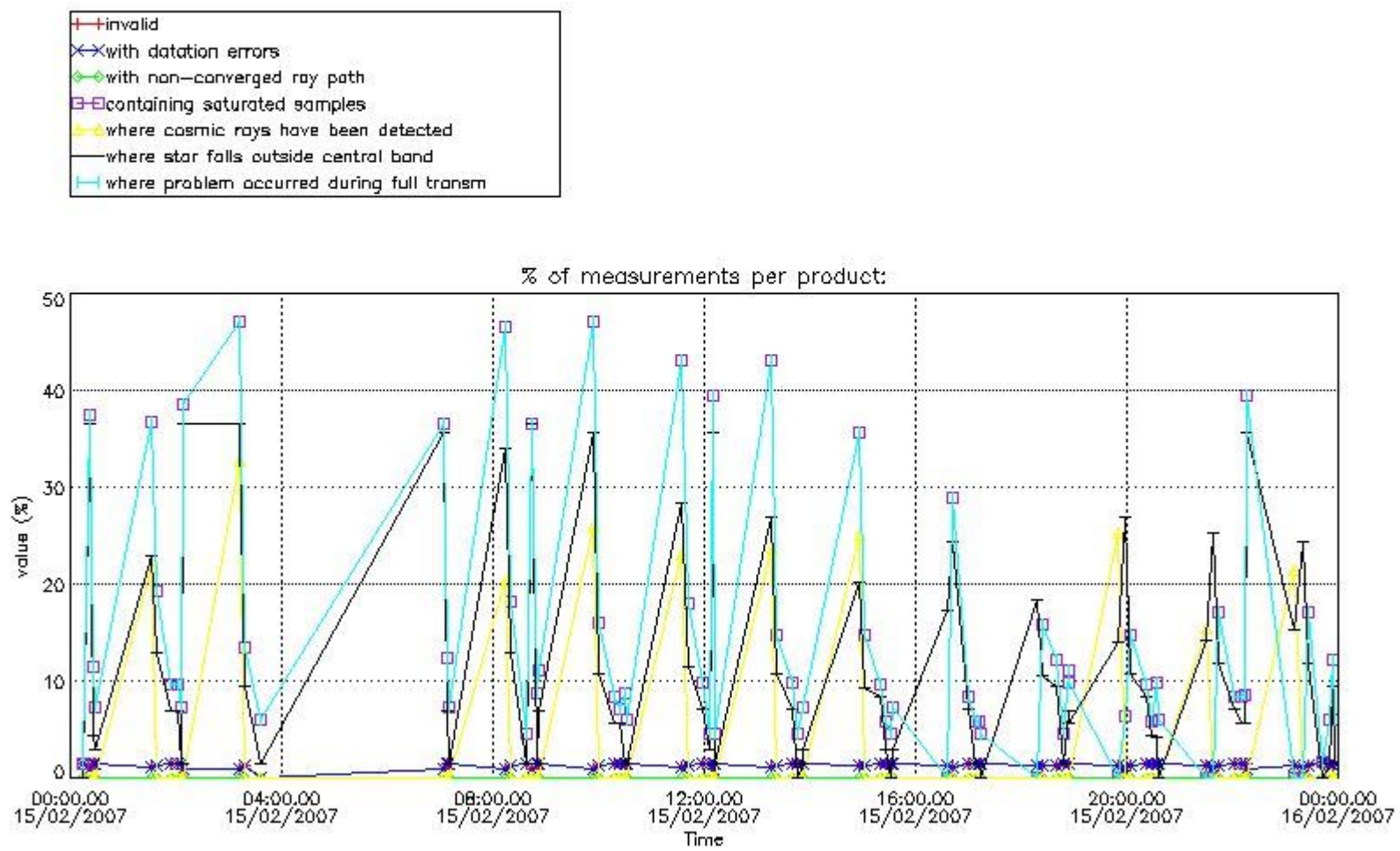
In this section it is plotted some information contained in the Quality Summary data set of the level 2 products that comes from the level 1b processing. Products without errors (error flag in the MPH set to "0") are used.

4.1 Plot quality information per product (time dependant) coming from level 1b processing

4.1.1 Plot level 1 quality information per product (time dependant): ENVISAT ASCENDING passes

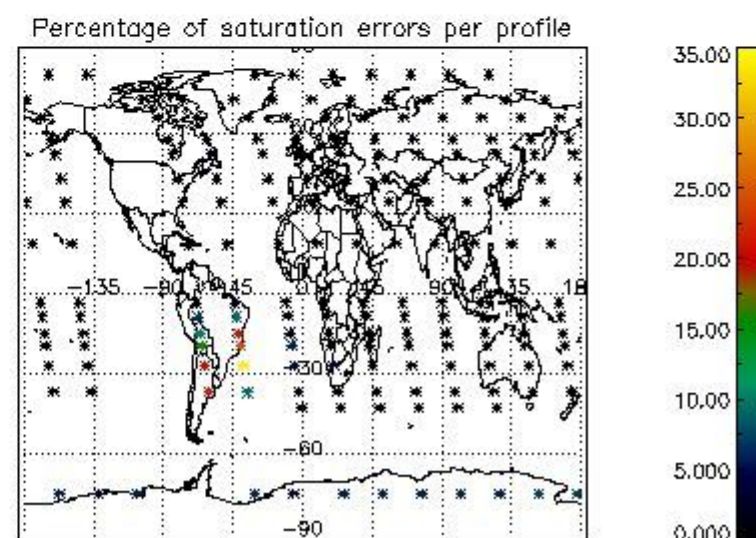
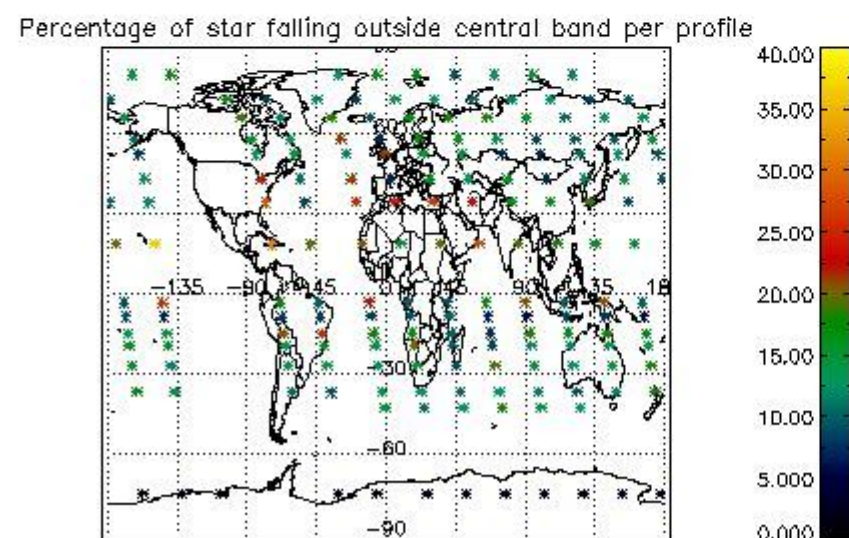
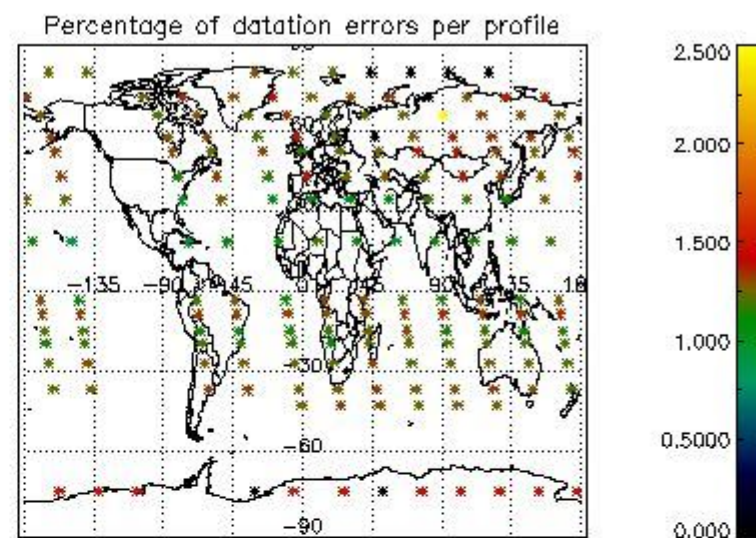
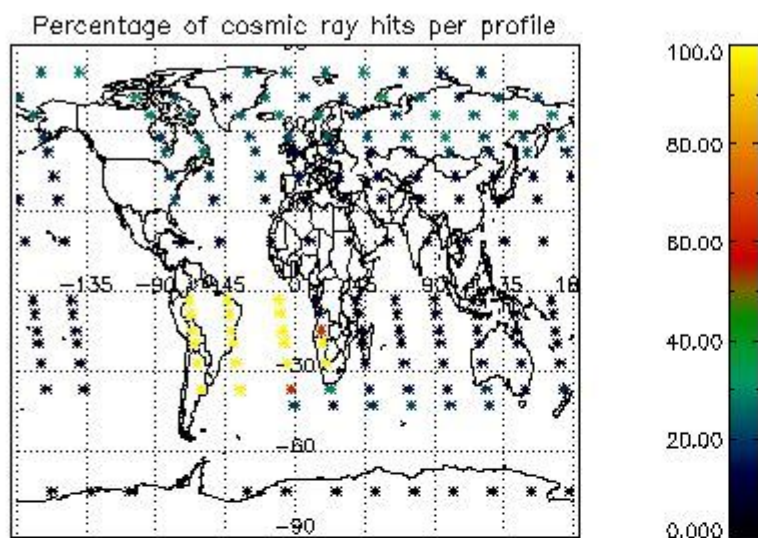


4.1.2 Plot level 1 quality information per product (time dependant): ENVI SAT DESCENDING passes

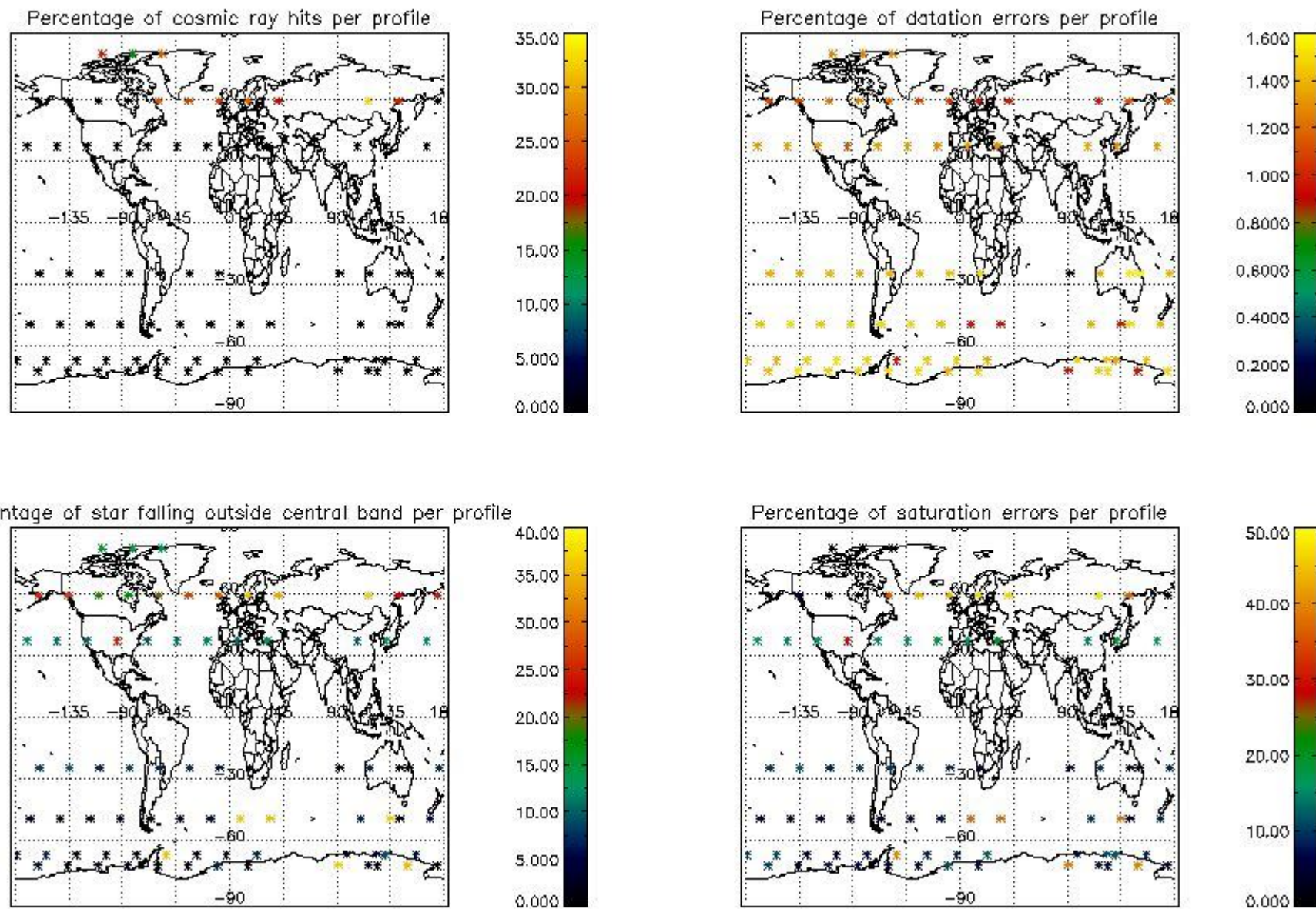


4.2 Plot quality information per product coming from level 1b processing (world map)

4.2.1 Plot level 1 quality information per product (world map): ENVISAT ASCENDING passes



4.2.2 Plot level 1 quality information per product (world map): ENVISAT DESCENDING passes



5. Trace gas profiles

5.1 Ozone statistics based on quality of products

The final quality of the products can be "measured" using the STD (Standard Deviation) attached to every point profile. This information is written to the parameter GOM_NL__2P/NL_LOCAL_SPECIES_DENSITY/o3_std of the level 2 products. The table below shows the statistics for given STD ranges.

The statistics are given with respect to the overall valid production:

- Products without fatal errors: GOM_NL__2P/MPH/PRODUCT_ERR=0
- Valid point profile: GOM_NL__2P/NL_LOCAL_SPECIES_DENSITY/pcd(0)=0

The 'Criteria' is applied to valid points of dark limb products:

- Products in dark limb illumination condition: GOM_NL__2P/NL_SUMMARY_QUALITY/obs_ill_cond=0
- Products without fatal errors: GOM_NL__2P/MPH/PRODUCT_ERR=0
- Valid point profile: GOM_NL__2P/NL_LOCAL_SPECIES_DENSITY/pcd(0)=0

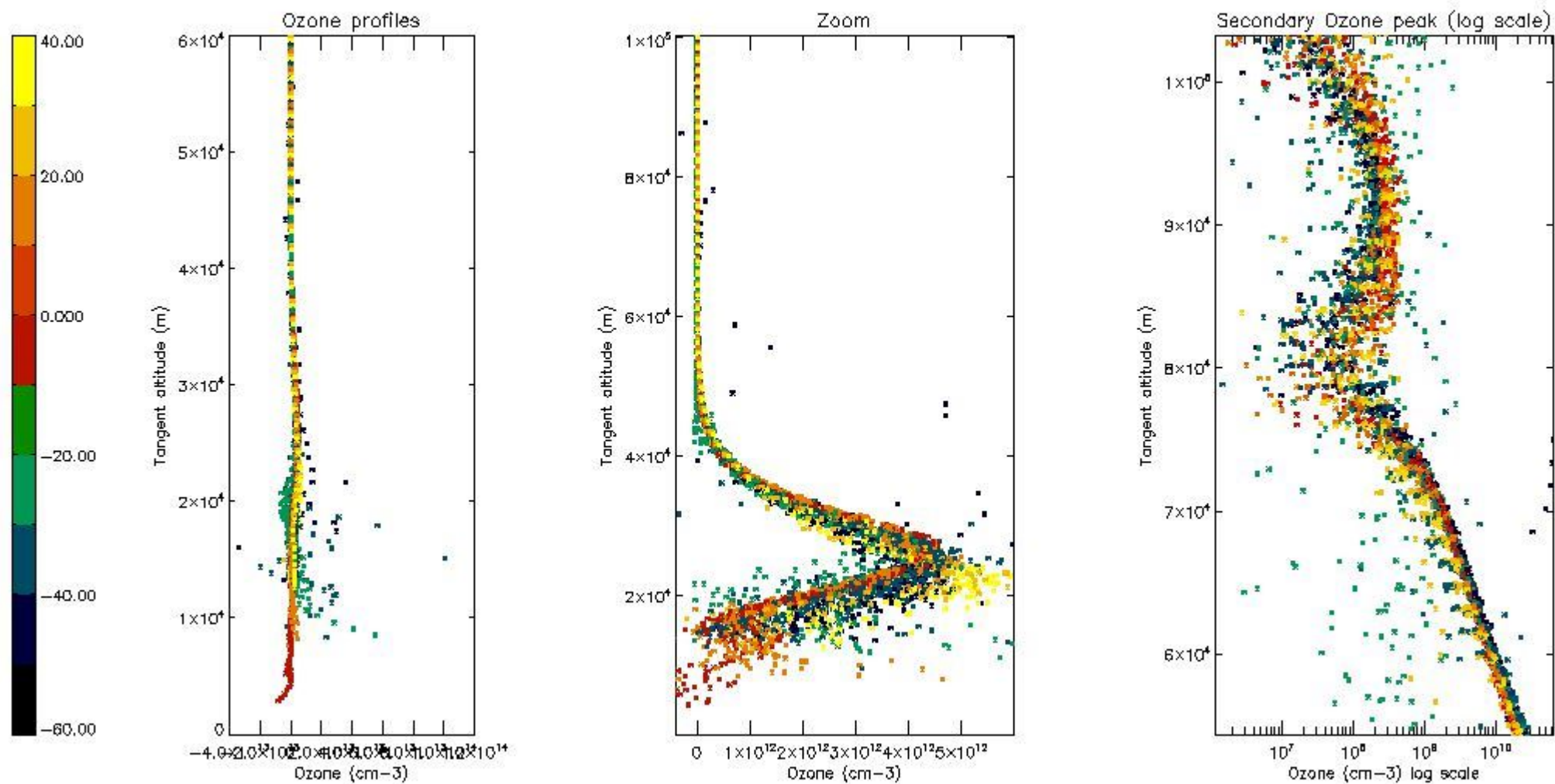
So, the table below shows the percentage of dark limb and valid observations for each criteria with respect to the overall valid daily observations.

Criteria	% of total production
All STD	49
STD < 20	27

STD < 10	22
STD < 5	14

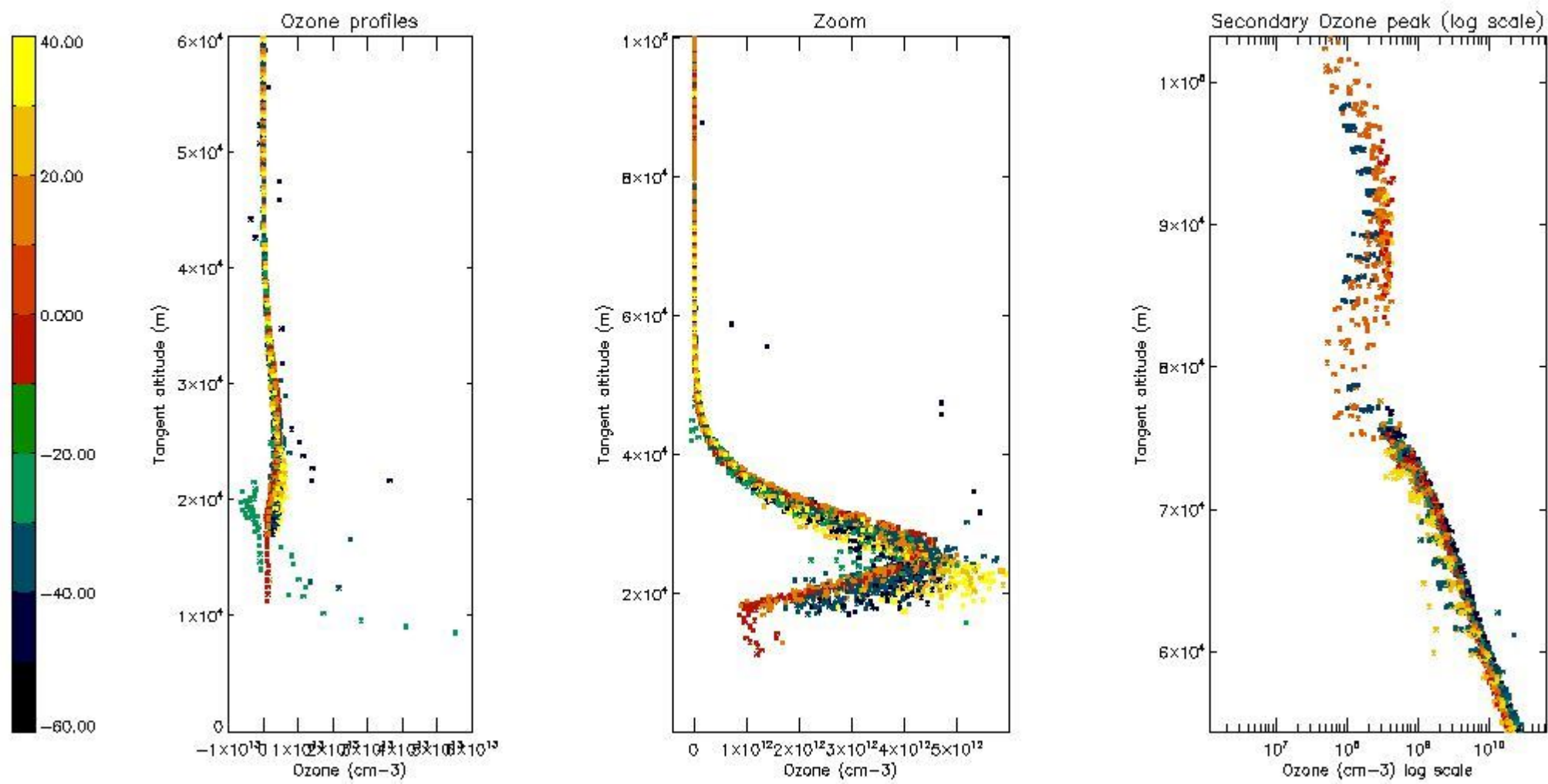
5.2 Plot ozone profiles for all STD (dark without errors)

The colorbar represents the latitude.



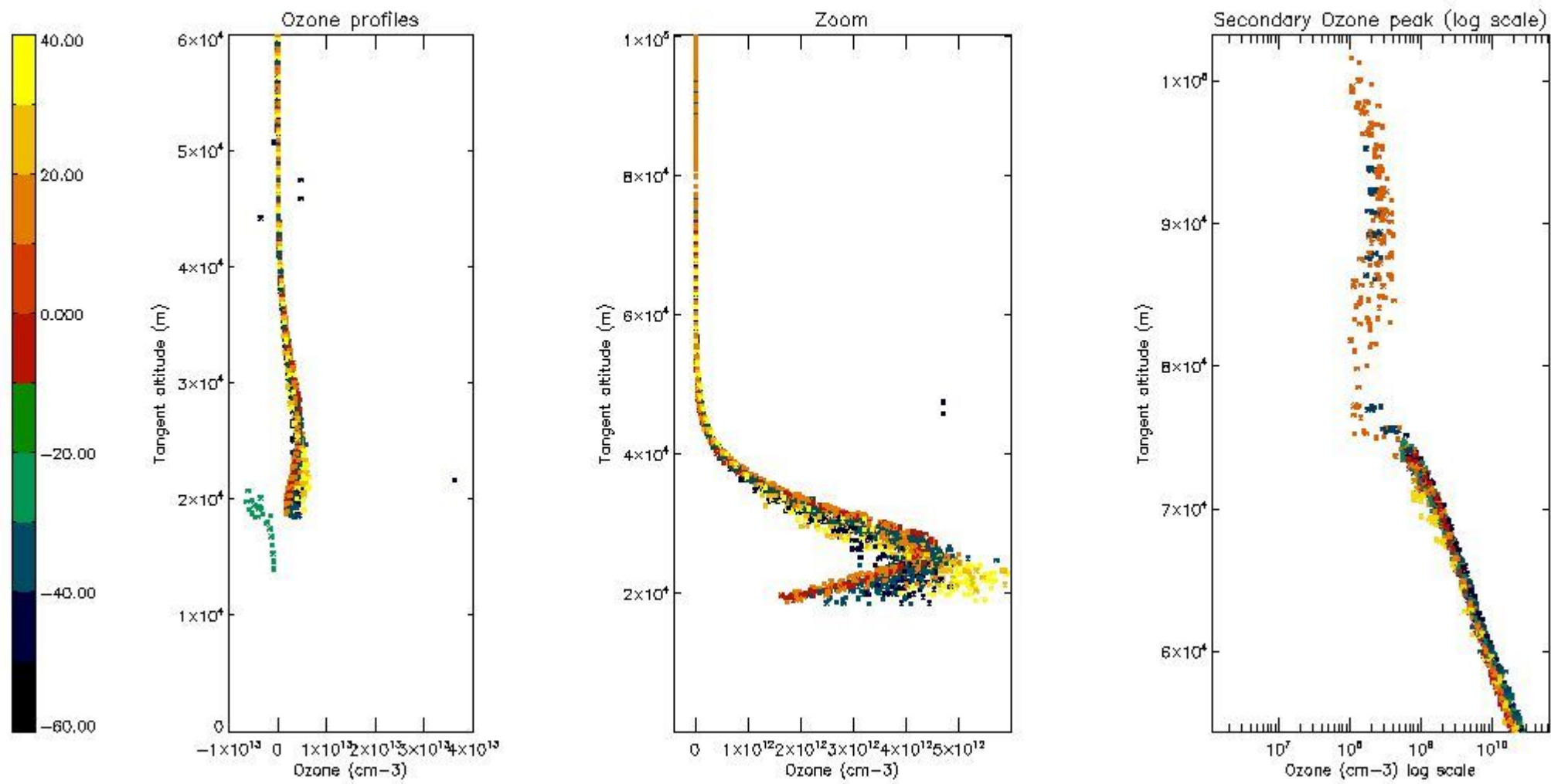
5.3 Plot ozone profiles where STD < 20% (dark without errors)

The colorbar represents the latitude.



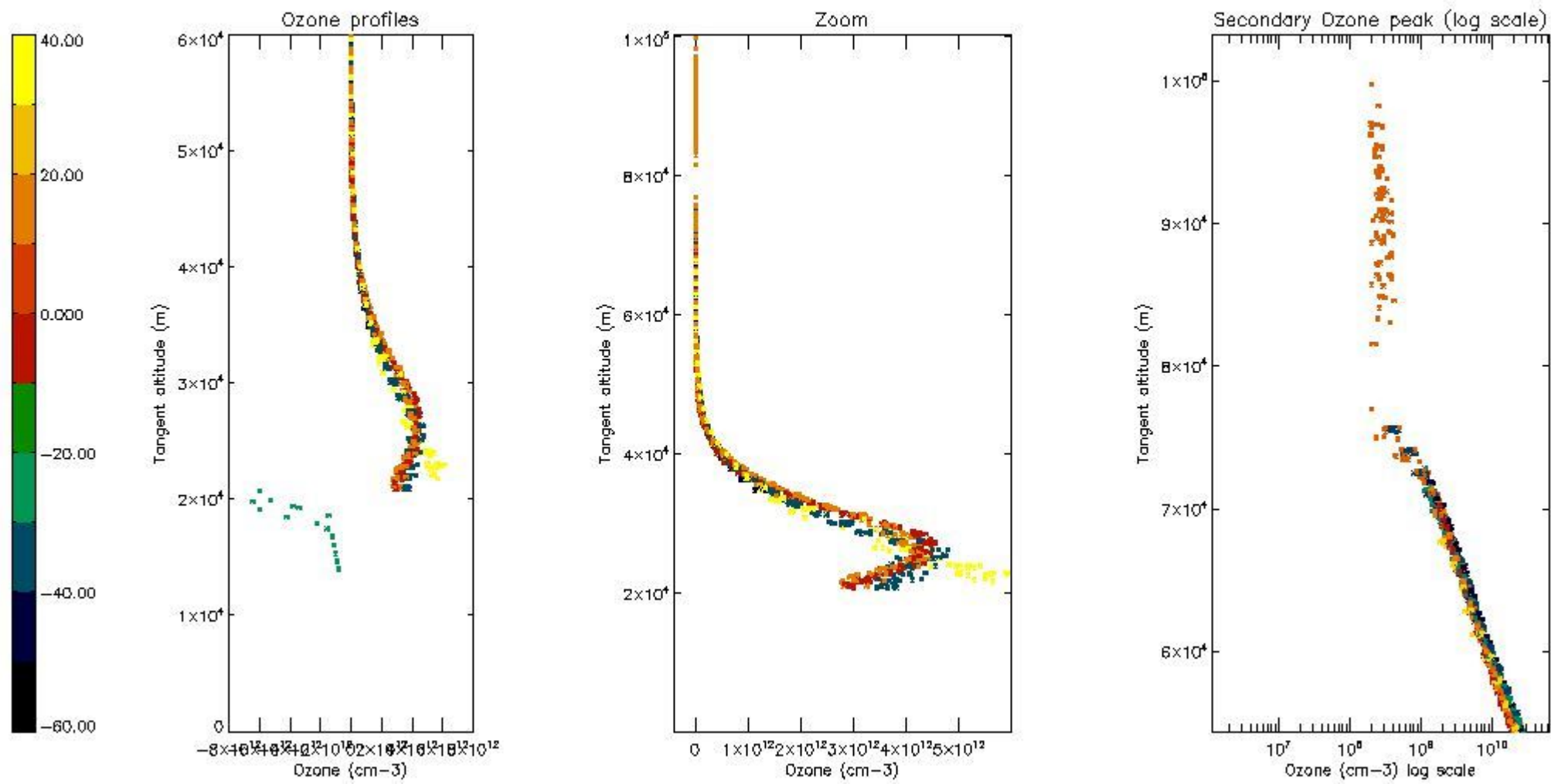
5.4 Plot ozone profiles where STD < 10% (dark without errors)

The colorbar represents the latitude.



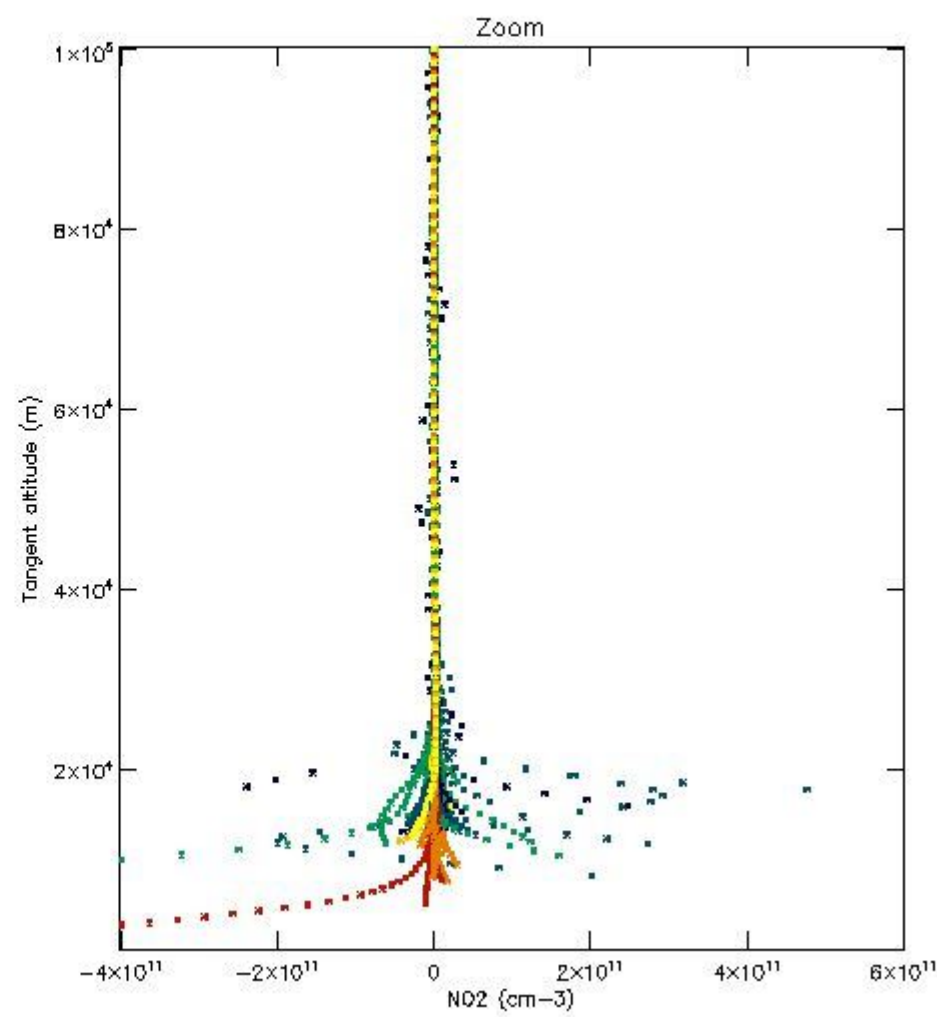
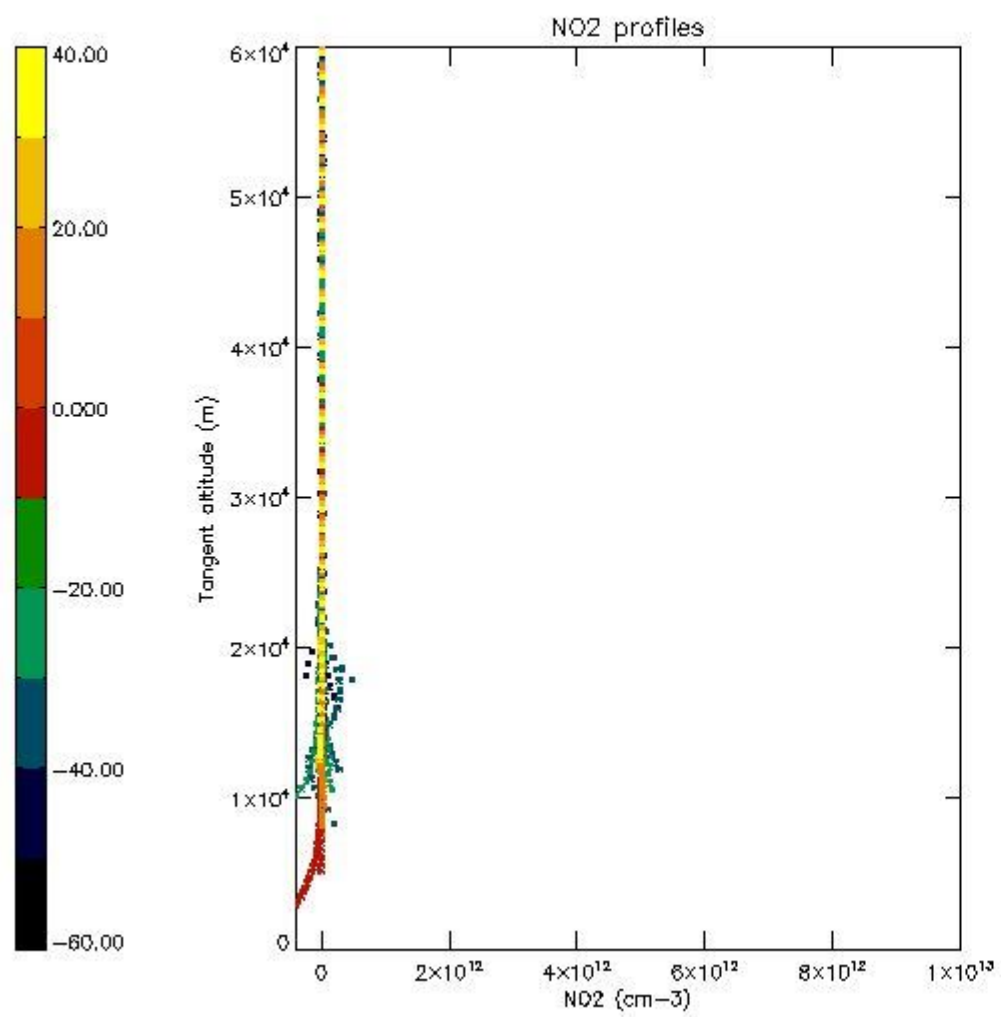
5.5 Plot ozone profiles where STD < 5% (dark without errors)

The colorbar represents the latitude.



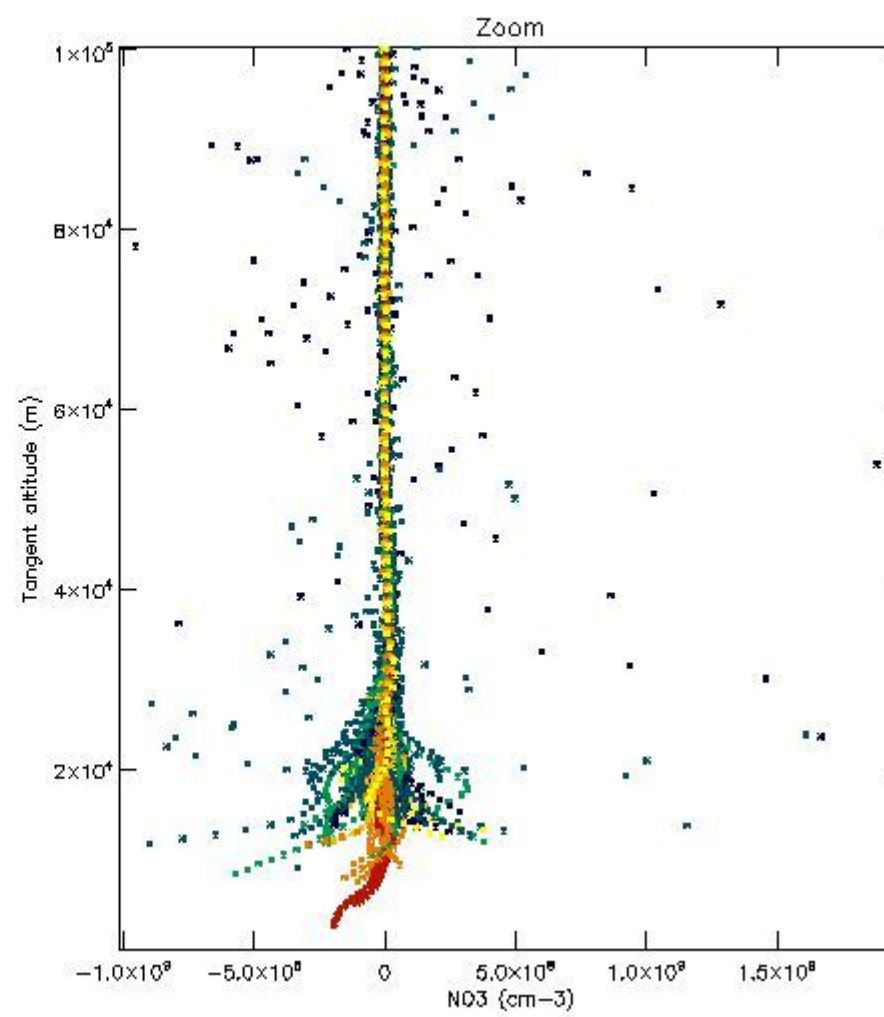
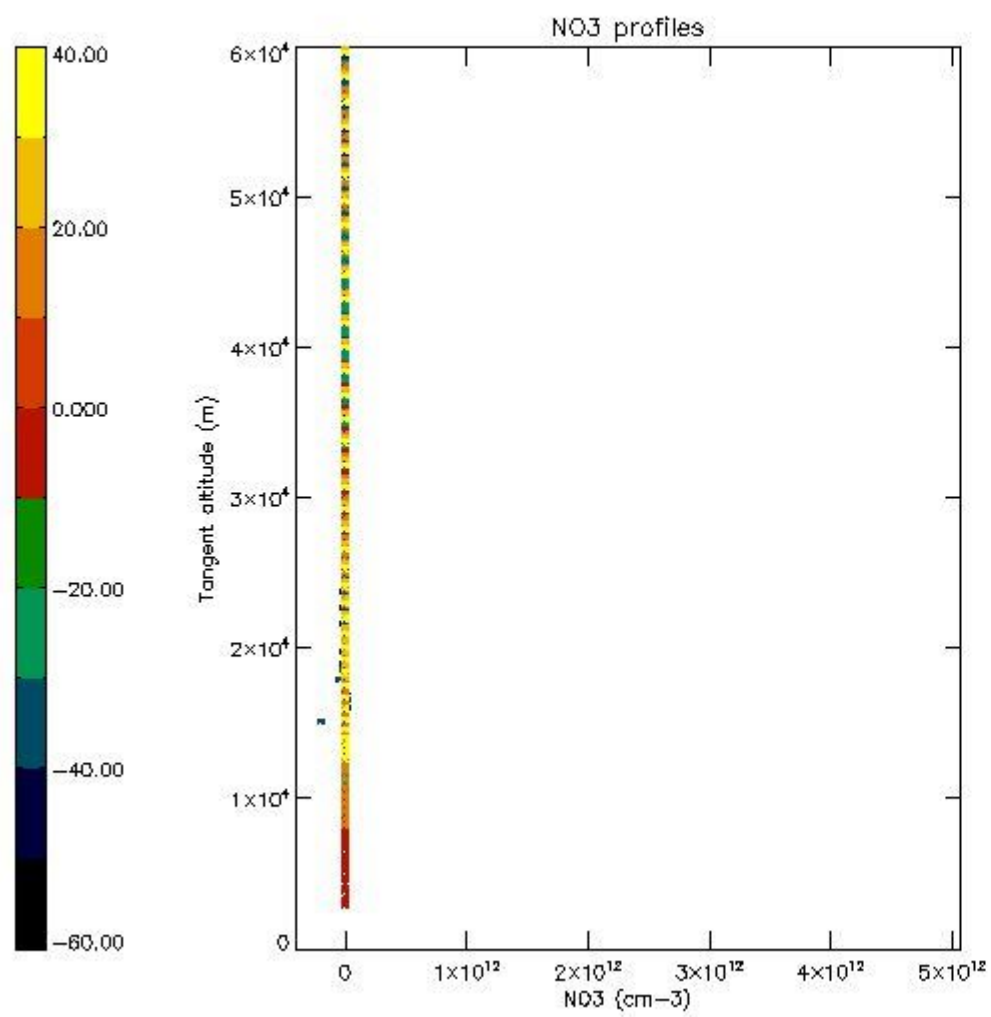
5.6 Plot NO₂ profiles for all STD (dark without errors)

The colorbar represents the latitude.



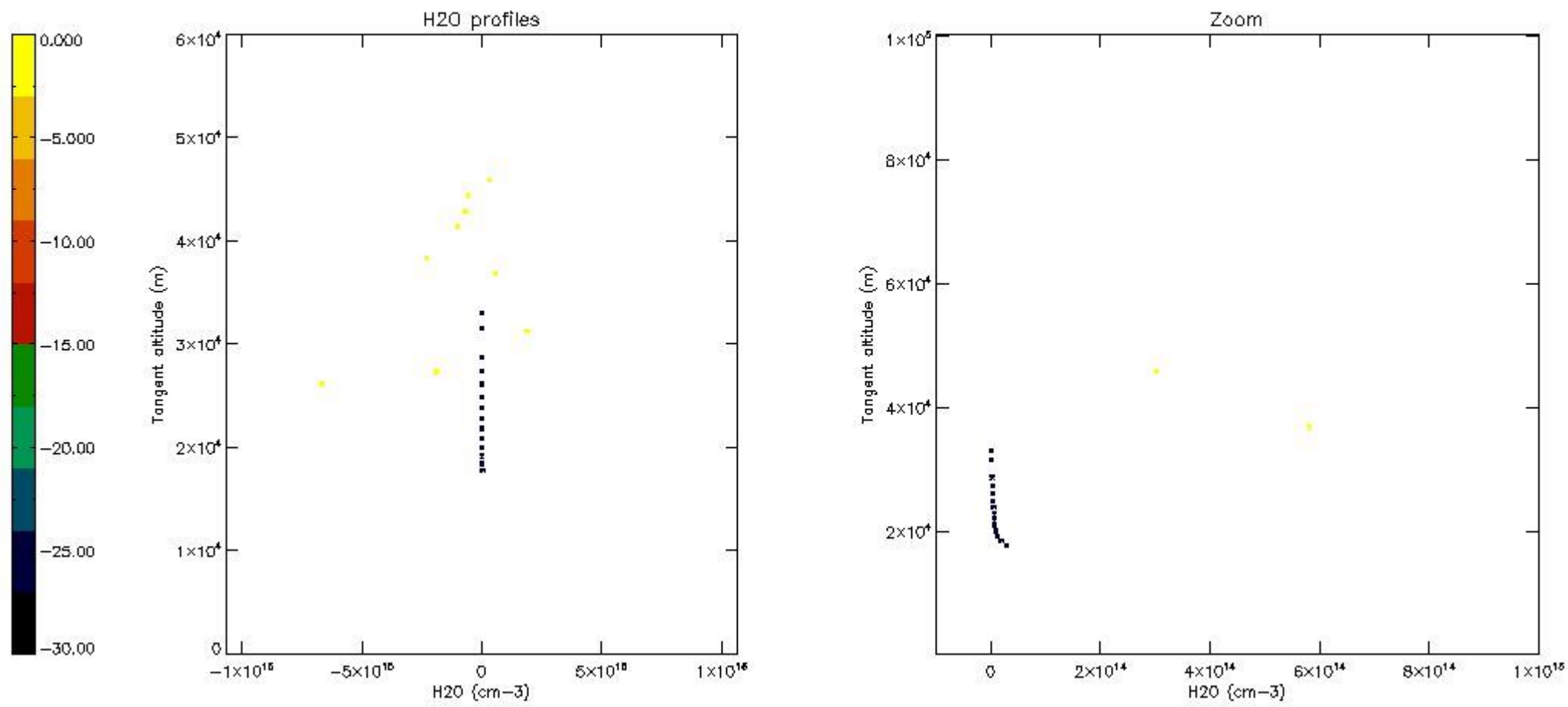
5.7 Plot NO3 profiles for all STD (dark without errors)

The colorbar represents the latitude.



5.8 Plot H2O profiles for all STD (only for occultations of stars 1,2,3,4,13,14,16,26,63 dark without errors)

The colorbar represents the latitude.



6. Auxiliary Data Files used for the production reported in section 2

The number reported in the third column indicates since which file (see list in section 2) the corresponding auxiliary file has been used. The fourth column is the date of those product files.

Type	Auxiliary Filename	Used since product	Used since product date
INST_PHYS_CHARACTERISTICS	GOM_INS_AXVIEC20091111_143220_20030716_120000_20500101_000000	1	15-FEB-2007 00:14:20
LEVEL-2_PROC_CONFIG	GOM_PR2_AXVIEC20091111_152718_20020301_000000_20500101_000000	1	15-FEB-2007 00:14:20
CROSS_SECTIONS_FILE	GOM_CRS_AXVIEC20091111_154832_20020301_000000_20500101_000000	1	15-FEB-2007 00:14:20

GOMOS Level 2 Daily Report

SUMMARY

[1. General Info](#)

[2. Summary of processed GOM_NL_2P products](#)

[3. Level 2 Quality information per product](#)

[3.1 Plot of level 2 quality information per product \(time dependant\)](#)

[3.2 Plot of level 2 quality information per product \(world map\)](#)

[4. Level 1 Quality information per product \(stored on level 2 products\)](#)

[4.1 Plot of level 1 quality information per product \(time dependant\)](#)

[4.1.1 Plot of level 1 quality information per product \(time dependant\): ASCENDING](#)

[4.1.2 Plot of level 1 quality information per product \(time dependant\): DESCENDING](#)

[4.2 Plot of level 1 quality information per product \(world map\)](#)

[4.2.1 Plot of level 1 quality information per product \(world map\): ASCENDING](#)

[4.2.2 Plot of level 1 quality information per product \(world map\): DESCENDING](#)

[5. Ozone profiles based on quality statistics and other trace gas profiles](#)

[5.1 Ozone statistics based on quality of products](#)

[5.2 Plot ozone profiles for all STD \(dark without errors\)](#)

[5.3 Plot ozone profiles where STD < 20% \(dark without errors\)](#)

[5.4. Plot ozone profiles where STD < 10% \(dark without errors\)](#)

[5.5. Plot ozone profiles where STD < 5% \(dark without errors\)](#)

[5.6 Plot NO2 profiles for all STD \(dark without errors\)](#)

[5.7 Plot NO3 profiles for all STD \(dark without errors\)](#)

[5.8 Plot H2O profiles \(only for occultations of stars 1,2,3,4,13,14,16,26,63 dark without errors\) for all STD](#)

[6. Auxiliary Data Files used for the production reported in section 2](#)

This report presents the daily analysis on parameters extracted from GOMOS level 2 data (GOM_NL__2P). It is intended to monitor some important parameters that will impact the quality of these products. A list of level 2 products (and content) that have arrived during the reporting day to the PCF is also given.

Item	Value
Time of report generation	22APR2013 13:49:42
Data source version	GOMOS/6.01
Start time of products	15-02-2007 (15FEB2007 00:00:00)
Stop time of products	16-02-2007 (16FEB2007 00:00:00)
Store outputs in DB	Yes
Nb of level 2 prods	262
Nb of prods with errors	0

2. Summary of processed GOM_NL__2P products.

Nr	Filename	UTC Start time	Limb	Duration	Star Id	Star Name	Star Mag	Star Temp	Nb Meas	Orbit	Prod. error
1	GOM_NL__2PRFIN20070215_001420_000000332055_00331_25936_9812.N1	15-FEB-2007 00:14:20	Bright	32.500	49	1Alp UMi	1.9900	6300.0	65	25936	No
2	GOM_NL__2PRFIN20070215_002116_000000522055_00331_25936_9813.N1	15-FEB-2007 00:21:16	Bright	52.000	89	5Alp Cep	2.4510	8000.0	104	25936	No
3	GOM_NL__2PRFIN20070215_002623_000000352055_00331_25936_9814.N1	15-FEB-2007 00:26:23	Bright	35.000	19	50Alp Cyg	1.2460	10500.	70	25936	No
4	GOM_NL__2PRFIN20070215_002800_000000342055_00331_25936_9815.N1	15-FEB-2007 00:28:00	Bright	34.000	66	37Gam Cyg	2.2080	5900.0	68	25936	No
5	GOM_NL__2PRFIN20070215_003612_000000342055_00331_25936_9816.N1	15-FEB-2007 00:36:12	Bright	33.500	168	17Zet Aql	2.9860	11000.	67	25936	No
6	GOM_NL__2PRFIN20070215_004724_000000382055_00331_25936_9817.N1	15-FEB-2007 00:47:24	Twilight	37.500	57	34Sig Sgr	2.0660	26000.	75	25936	No
7	GOM_NL__2PRFIN20070215_005009_000000402055_00331_25936_9818.N1	15-FEB-2007 00:50:09	Dark	39.500	38	20Eps Sgr	1.8360	11000.	79	25936	No
8	GOM_NL__2PRFIN20070215_005216_000000432055_00331_25936_9819.N1	15-FEB-2007 00:52:16	Dark	43.000	25	35Lam Sco	1.6200	28000.	86	25936	No
9	GOM_NL__2PRFIN20070215_005333_000000482055_00331_25936_9820.N1	15-FEB-2007 00:53:33	Dark	48.000	40	The Sco	1.8590	7100.0	96	25936	No
10	GOM_NL__2PRFIN20070215_005519_000000382055_00331_25936_9821.N1	15-FEB-2007 00:55:19	Dark	38.000	147	Alp Ara	2.8770	26000.	76	25936	No
11	GOM_NL__2PRFIN20070215_005646_000000392055_00331_25936_9822.N1	15-FEB-2007 00:56:46	Dark	39.000	141	Bet Ara	2.8400	4600.0	78	25936	No
12	GOM_NL__2PRFIN20070215_010254_000000462055_00332_25937_9854.N1	15-FEB-2007 01:02:54	Dark	45.500	4	Alp1Cen	-0.010000	5800.0	91	25937	No
13	GOM_NL__2PRFIN20070215_010719_000000402055_00332_25937_9855.N1	15-FEB-2007 01:07:19	Dark	39.500	12	Alp1Cru	0.77500	30000.	79	25937	No
14	GOM_NL__2PRFIN20070215_010948_000000382055_00332_25937_9856.N1	15-FEB-2007 01:09:48	Dark	37.500	29	Bet Car	1.6720	10200.	75	25937	No
15	GOM_NL__2PRFIN20070215_011225_000000402055_00332_25937_9857.N1	15-FEB-2007 01:12:25	Dark	40.000	71	lot Car	2.2460	7700.0	80	25937	No
16	GOM_NL__2PRFIN20070215_011403_000000382055_00332_25937_9858.N1	15-FEB-2007 01:14:03	Dark	38.000	46	Del Vel	1.9540	10600.	76	25937	No
17	GOM_NL__2PRFIN20070215_011626_000000392055_00332_25937_9859.N1	15-FEB-2007 01:16:26	Straylight	38.500	34	Gam2Vel	1.7930	23000.	77	25937	No
18	GOM_NL__2PRFIN20070215_011831_000000372055_00332_25937_9860.N1	15-FEB-2007 01:18:31	Straylight	37.000	70	Zet Pup	2.2460	39000.	74	25937	No
19	GOM_NL__2PRFIN20070215_012248_000000412055_00332_25937_9861.N1	15-FEB-2007 01:22:48	Straylight	41.000	132	15Rho Pup	2.8030	6900.0	82	25937	No
20	GOM_NL__2PRFIN20070215_013116_000000442055_00332_25937_9862.N1	15-FEB-2007 01:31:16	Bright	43.500	8	10Alp CMi	0.40000	6500.0	87	25937	No
21	GOM_NL__2PRFIN20070215_013733_000000392055_00332_25937_9863.N1	15-FEB-2007 01:37:33	Bright	39.000	17	78Bet Gem	1.1610	4500.0	78	25937	No
22	GOM_NL__2PRFIN20070215_015456_000000362055_00332_25937_9864.N1	15-FEB-2007 01:54:56	Bright	36.000	49	1Alp UMi	1.9900	6300.0	72	25937	No
23	GOM_NL__2PRFIN20070215_020152_000000362055_00332_25937_9865.N1	15-FEB-2007 02:01:52	Bright	36.000	89	5Alp Cep	2.4510	8000.0	72	25937	No
24	GOM_NL__2PRFIN20070215_020659_000000342055_00332_25937_9866.N1	15-FEB-2007 02:06:59	Bright	34.000	19	50Alp Cyg	1.2460	10500.	68	25937	No
25	GOM_NL__2PRFIN20070215_020836_000000522055_00332_25937_9867.N1	15-FEB-2007 02:08:36	Bright	52.000	66	37Gam Cyg	2.2080	5900.0	104	25937	No
26	GOM_NL__2PRFIN20070215_021648_000000332055_00332_25937_9868.N1	15-FEB-2007 02:16:48	Bright	33.000	168	17Zet Aql	2.9860	11000.	66	25937	No
27	GOM_NL__2PRFIN20070215_022800_000000382055_00332_25937_9869.N1	15-FEB-2007 02:28:00	Twilight	37.500	57	34Sig Sgr	2.0660	26000.	75	25937	No
28	GOM_NL__2PRFIN20070215_023046_000000402055_00332_25937_9870.N1	15-FEB-2007 02:30:46	Dark	39.500	38	20Eps Sgr	1.8360	11000.	79	25937	No
29	GOM_NL__2PRFIN20070215_023253_000000422055_00332_25937_9871.N1	15-FEB-2007 02:32:53	Dark	41.500	25	35Lam Sco	1.6200	28000.	83	25937	No
30	GOM_NL__2PRFIN20070215_023410_000000452055_00332_25937_9872.N1	15-FEB-2007 02:34:10	Dark	44.500	40	The Sco	1.8590	7100.0	89	25937	No
31	GOM_NL__2PRFIN20070215_023556_000000382055_00332_25937_9873.N1	15-FEB-2007 02:35:56	Dark	37.500	147	Alp Ara	2.8770	26000.	75	25937	No
32	GOM_NL__2PRFIN20070215_023723_000000422055_00332_25937_9874.N1	15-FEB-2007 02:37:23	Dark	42.000	141	Bet Ara	2.8400	4600.0	84	25937	No
33	GOM_NL__2PRFIN20070215_024331_000000542055_00333_25938_9832.N1	15-FEB-2007 02:43:31	Dark	53.500	4	Alp1Cen	-0.010000	5800.0	107	25938	No
34	GOM_NL__2PRFIN20070215_024755_000000502055_00333_25938_9833.N1	15-FEB-2007 02:47:55	Dark	49.500	12	Alp1Cru	0.77500	30000.	99	25938	No
35	GOM_NL__2PRFIN20070215_025024_000000442055_00333_25938_9834.N1	15-FEB-2007 02:50:24	Dark	43.500	29	Bet Car	1.6720	10200.	87	25938	No
36	GOM_NL__2PRFIN20070215_025301_000000392055_00333_25938_9835.N1	15-FEB-2007 02:53:01	Dark	38.500	71	lot Car	2.2460	7700.0	77	25938	No
37	GOM_NL__2PRFIN20070215_025439_000000402055_00333_25938_9836.N1	15-FEB-2007 02:54:39	Dark	39.500	46	Del Vel	1.9540	10600.	79	25938	No
38	GOM_NL__2PRFIN20070215_025702_000000422055_00333_25938_9837.N1	15-FEB-2007 02:57:02	Straylight	41.500	34	Gam2Vel	1.7930	23000.	83	25938	No
39	GOM_NL__2PRFIN20070215_025907_000000402055_00333_25938_9838.N1	15-FEB-2007 02:59:07	Straylight	40.000	70	Zet Pup	2.2460	39000.	80	25938	No
40	GOM_NL__2PRFIN20070215_030324_000000402055_00333_25938_9839.N1	15-FEB-2007 03:03:24	Straylight	40.000	132	15Rho Pup	2.8030	6900.0	80	25938	No
41	GOM_NL__2PRFIN20070215_031152_000000522055_00333_25938_9840.N1	15-FEB-2007 03:11:52	Bright	52.000	8	10Alp CMi	0.40000	6500.0	104	25938	No
42	GOM_NL__2PRFIN20070215_031809_000000372055_00333_25938_9841.N1	15-FEB-2007 03:18:09	Bright	37.000	17	78Bet Gem	1.1610	4500.0	74	25938	No

43	GOM_NL__2PRFIN20070215_033532_000000332055_00333_25938_9842.N1	15-FEB-2007 03:35:32	Bright	33.000	49	1Alp UMi	1.9900	6300.0	66	25938	No
44	GOM_NL__2PRFIN20070215_070340_000000522055_00335_25940_9860.N1	15-FEB-2007 07:03:40	Bright	52.000	89	5Alp Cep	2.4510	8000.0	104	25940	No
45	GOM_NL__2PRFIN20070215_070847_000000372055_00335_25940_9861.N1	15-FEB-2007 07:08:47	Bright	36.500	19	50Alp Cyg	1.2460	10500.	73	25940	No
46	GOM_NL__2PRFIN20070215_071024_000000342055_00335_25940_9862.N1	15-FEB-2007 07:10:24	Bright	34.000	66	37Gam Cyg	2.2080	5900.0	68	25940	No
47	GOM_NL__2PRFIN20070215_071836_000000342055_00335_25940_9863.N1	15-FEB-2007 07:18:36	Bright	34.000	168	17Zet Aql	2.9860	11000.	68	25940	No
48	GOM_NL__2PRFIN20070215_072949_000000402055_00335_25940_9864.N1	15-FEB-2007 07:29:49	Twilight	39.500	57	34Sig Sgr	2.0660	26000.	79	25940	No
49	GOM_NL__2PRFIN20070215_073235_000000392055_00335_25940_9865.N1	15-FEB-2007 07:32:35	Dark	38.500	38	20Eps Sgr	1.8360	11000.	77	25940	No
50	GOM_NL__2PRFIN20070215_073442_000000432055_00335_25940_9866.N1	15-FEB-2007 07:34:42	Dark	43.000	25	35Lam Sco	1.6200	28000.	86	25940	No
51	GOM_NL__2PRFIN20070215_073559_000000422055_00335_25940_9867.N1	15-FEB-2007 07:35:59	Dark	41.500	40	The Sco	1.8590	7100.0	83	25940	No
52	GOM_NL__2PRFIN20070215_073745_000000382055_00335_25940_9868.N1	15-FEB-2007 07:37:45	Dark	37.500	147	Alp Ara	2.8770	26000.	75	25940	No
53	GOM_NL__2PRFIN20070215_073912_000000472055_00335_25940_9869.N1	15-FEB-2007 07:39:12	Dark	46.500	141	Bet Ara	2.8400	4600.0	93	25940	No
54	GOM_NL__2PRFIN20070215_074521_000000572055_00336_25941_9876.N1	15-FEB-2007 07:45:21	Dark	57.000	4	Alp1Cen	-0.010000	5800.0	114	25941	No
55	GOM_NL__2PRFIN20070215_074944_000000412055_00336_25941_9877.N1	15-FEB-2007 07:49:44	Dark	40.500	12	Alp1Cru	0.77500	30000.	81	25941	No
56	GOM_NL__2PRFIN20070215_075213_000000382055_00336_25941_9878.N1	15-FEB-2007 07:52:13	Dark	38.000	29	Bet Car	1.6720	10200.	76	25941	No
57	GOM_NL__2PRFIN20070215_075450_000000382055_00336_25941_9879.N1	15-FEB-2007 07:54:50	Dark	37.500	71	lot Car	2.2460	7700.0	75	25941	No
58	GOM_NL__2PRFIN20070215_075628_000000382055_00336_25941_9880.N1	15-FEB-2007 07:56:28	Dark	37.500	46	Del Vel	1.9540	10600.	75	25941	No
59	GOM_NL__2PRFIN20070215_075851_000000392055_00336_25941_9881.N1	15-FEB-2007 07:58:51	Straylight	39.000	34	Gam2Vel	1.7930	23000.	78	25941	No
60	GOM_NL__2PRFIN20070215_080055_000000382055_00336_25941_9882.N1	15-FEB-2007 08:00:55	Straylight	37.500	70	Zet Pup	2.2460	39000.	75	25941	No
61	GOM_NL__2PRFIN20070215_080513_000000382055_00336_25941_9883.N1	15-FEB-2007 08:05:13	Straylight	38.000	132	15Rho Pup	2.8030	6900.0	76	25941	No
62	GOM_NL__2PRFIN20070215_081340_000000522055_00336_25941_9884.N1	15-FEB-2007 08:13:40	Bright	51.500	8	10Alp CMi	0.40000	6500.0	103	25941	No
63	GOM_NL__2PRFIN20070215_081957_000000392055_00336_25941_9885.N1	15-FEB-2007 08:19:57	Bright	38.500	17	78Bet Gem	1.1610	4500.0	77	25941	No
64	GOM_NL__2PRFIN20070215_083720_000000342055_00336_25941_9886.N1	15-FEB-2007 08:37:20	Bright	33.500	49	1Alp UMi	1.9900	6300.0	67	25941	No
65	GOM_NL__2PRFIN20070215_084416_000000522055_00336_25941_9887.N1	15-FEB-2007 08:44:16	Bright	52.000	89	5Alp Cep	2.4510	8000.0	104	25941	No
66	GOM_NL__2PRFIN20070215_084924_000000352055_00336_25941_9888.N1	15-FEB-2007 08:49:24	Bright	34.500	19	50Alp Cyg	1.2460	10500.	69	25941	No
67	GOM_NL__2PRFIN20070215_085100_000000362055_00336_25941_9889.N1	15-FEB-2007 08:51:00	Bright	36.000	66	37Gam Cyg	2.2080	5900.0	72	25941	No
68	GOM_NL__2PRFIN20070215_085913_000000342055_00336_25941_9890.N1	15-FEB-2007 08:59:13	Bright	33.500	168	17Zet Aql	2.9860	11000.	67	25941	No
69	GOM_NL__2PRFIN20070215_091025_000000412055_00336_25941_9891.N1	15-FEB-2007 09:10:25	Twilight	41.000	57	34Sig Sgr	2.0660	26000.	82	25941	No
70	GOM_NL__2PRFIN20070215_091311_000000412055_00336_25941_9892.N1	15-FEB-2007 09:13:11	Dark	41.000	38	20Eps Sgr	1.8360	11000.	82	25941	No
71	GOM_NL__2PRFIN20070215_091519_000000442055_00336_25941_9893.N1	15-FEB-2007 09:15:19	Dark	43.500	25	35Lam Sco	1.6200	28000.	87	25941	No
72	GOM_NL__2PRFIN20070215_091636_000000412055_00336_25941_9894.N1	15-FEB-2007 09:16:36	Dark	41.000	40	The Sco	1.8590	7100.0	82	25941	No
73	GOM_NL__2PRFIN20070215_091821_000000382055_00336_25941_9895.N1	15-FEB-2007 09:18:21	Dark	38.000	147	Alp Ara	2.8770	26000.	76	25941	No
74	GOM_NL__2PRFIN20070215_091948_000000392055_00336_25941_9896.N1	15-FEB-2007 09:19:48	Dark	38.500	141	Bet Ara	2.8400	4600.0	77	25941	No
75	GOM_NL__2PRFIN20070215_092557_000000452055_00337_25942_9893.N1	15-FEB-2007 09:25:57	Dark	45.000	4	Alp1Cen	-0.010000	5800.0	90	25942	No
76	GOM_NL__2PRFIN20070215_093021_000000402055_00337_25942_9894.N1	15-FEB-2007 09:30:21	Dark	39.500	12	Alp1Cru	0.77500	30000.	79	25942	No
77	GOM_NL__2PRFIN20070215_093249_000000372055_00337_25942_9895.N1	15-FEB-2007 09:32:49	Dark	37.000	29	Bet Car	1.6720	10200.	74	25942	No
78	GOM_NL__2PRFIN20070215_093526_000000372055_00337_25942_9896.N1	15-FEB-2007 09:35:26	Dark	37.000	71	lot Car	2.2460	7700.0	74	25942	No
79	GOM_NL__2PRFIN20070215_093704_000000402055_00337_25942_9897.N1	15-FEB-2007 09:37:04	Dark	40.000	46	Del Vel	1.9540	10600.	80	25942	No
80	GOM_NL__2PRFIN20070215_093927_000000402055_00337_25942_9898.N1	15-FEB-2007 09:39:27	Straylight	39.500	34	Gam2Vel	1.7930	23000.	79	25942	No
81	GOM_NL__2PRFIN20070215_094131_000000372055_00337_25942_9899.N1	15-FEB-2007 09:41:31	Straylight	37.000	70	Zet Pup	2.2460	39000.	74	25942	No
82	GOM_NL__2PRFIN20070215_094549_000000392055_00337_25942_9900.N1	15-FEB-2007 09:45:49	Straylight	39.000	132	15Rho Pup	2.8030	6900.0	78	25942	No
83	GOM_NL__2PRFIN20070215_095416_000000522055_00337_25942_9901.N1	15-FEB-2007 09:54:16	Bright	52.000	8	10Alp CMi	0.40000	6500.0	104	25942	No
84	GOM_NL__2PRFIN20070215_100033_000000382055_00337_25942_9902.N1	15-FEB-2007 10:00:33	Bright	37.500	17	78Bet Gem	1.1610	4500.0	75	25942	No
85	GOM_NL__2PRFIN20070215_101756_000000362055_00337_25942_9903.N1	15-FEB-2007 10:17:56	Bright	35.500	49	1Alp UMi	1.9900	6300.0	71	25942	No
86	GOM_NL__2PRFIN20070215_102453_000000352055_00337_25942_9904.N1	15-FEB-2007 10:24:53	Bright	35.000	89	5Alp Cep	2.4510	8000.0	70	25942	No
87	GOM_NL__2PRFIN20070215_103000_000000352055_00337_25942_9905.N1	15-FEB-2007 10:30:00	Bright	34.500	19	50Alp Cyg	1.2460	10500.	69	25942	No
88	GOM_NL__2PRFIN20070215_103137_000000332055_00337_25942_9906.N1	15-FEB-2007 10:31:37	Bright	33.000	66	37Gam Cyg	2.2080	5900.0	66	25942	No
89	GOM_NL__2PRFIN20070215_103949_000000342055_00337_25942_9907.N1	15-FEB-2007 10:39:49	Bright	34.000	168	17Zet Aql	2.9860	11000.	68	25942	No
90	GOM_NL__2PRFIN20070215_105101_000000422055_00337_25942_9908.N1	15-FEB-2007 10:51:01	Twilight	41.500	57	34Sig Sgr	2.0660	26000.	83	25942	No
91	GOM_NL__2PRFIN20070215_105347_000000422055_00337_25942_9909.N1	15-FEB-2007 10:53:47	Dark	41.500	38	20Eps Sgr	1.8360	11000.	83	25942	No
92	GOM_NL__2PRFIN20070215_105555_000000422055_00337_25942_9910.N1	15-FEB-2007 10:55:55	Dark	42.000	25	35Lam Sco	1.6200	28000.	84	25942	No
93	GOM_NL__2PRFIN20070215_105712_000000432055_00337_25942_9911.N1	15-FEB-2007 10:57:12	Dark	42.500	40	The Sco	1.8590	7100.0	85	25942	No
94	GOM_NL__2PRFIN20070215_105858_000000372055_00337_25942_9912.N1	15-FEB-2007 10:58:58	Dark	37.000	147	Alp Ara	2.8770	26000.	74	25942	No
95	GOM_NL__2PRFIN20070215_110025_000000392055_00337_25942_9913.N1	15-FEB-2007 11:00:25	Dark	39.000	141	Bet Ara	2.8400	4600.0	78	25942	No
96	GOM_NL__2PRFIN20070215_110634_000000432055_00338_25943_9907.N1	15-FEB-2007 11:06:34	Dark	43.000	4	Alp1Cen	-0.010000	5800.0	86	25943	No
97	GOM_NL__2PRFIN20070215_111057_000000402055_00338_25943_9908.N1	15-FEB-2007 11:10:57	Dark	39.500	12	Alp1Cru	0.77500	30000.	79	25943	No
98	GOM_NL__2PRFIN20070215_111325_000000392055_00338_25943_9909.N1	15-FEB-2007 11:13:25	Dark	39.000	29	Bet Car	1.6720	10200.	78	25943	No
99	GOM_NL__2PRFIN20070215_111602_000000402055_00338_25943_9910.N1	15-FEB-2007 11:16:02	Dark	39.500	71	lot Car	2.2460	7700.0	79	25943	No
100	GOM_NL__2PRFIN20070215_111740_000000372055_00338_25943_9911.N1	15-FEB-2007 11:17:40	Dark	37.000	46	Del Vel	1.9540	10600.	74	25943	No
101	GOM_NL__2PRFIN20070215_112003_000000392055_00338_25943_9912.N1	15-FEB-2007 11:20:03	Straylight	38.500	34	Gam2Vel	1.7930	23000.	77	25943	No

102	GOM_NL__2PRFIN20070215_112207_000000372055_00338_25943_9913.N1	15-FEB-2007 11:22:07	Straylight	37.000	70	Zet Pup	2.2460	39000.	74	25943	No
103	GOM_NL__2PRFIN20070215_112625_000000382055_00338_25943_9914.N1	15-FEB-2007 11:26:25	Straylight	38.000	132	15Rho Pup	2.8030	6900.0	76	25943	No
104	GOM_NL__2PRFIN20070215_113452_000000482055_00338_25943_9915.N1	15-FEB-2007 11:34:52	Bright	47.500	8	10Alp CMi	0.40000	6500.0	95	25943	No
105	GOM_NL__2PRFIN20070215_114109_000000392055_00338_25943_9916.N1	15-FEB-2007 11:41:09	Bright	39.000	17	78Bet Gem	1.1610	4500.0	78	25943	No
106	GOM_NL__2PRFIN20070215_115832_000000362055_00338_25943_9917.N1	15-FEB-2007 11:58:32	Bright	35.500	49	1Alp UMi	1.9900	6300.0	71	25943	No
107	GOM_NL__2PRFIN20070215_120529_000000342055_00338_25943_9918.N1	15-FEB-2007 12:05:29	Bright	33.500	89	5Alp Cep	2.4510	8000.0	67	25943	No
108	GOM_NL__2PRFIN20070215_121036_000000522055_00338_25943_9919.N1	15-FEB-2007 12:10:36	Bright	52.000	19	50Alp Cyg	1.2460	10500.	104	25943	No
109	GOM_NL__2PRFIN20070215_121213_000000332055_00338_25943_9920.N1	15-FEB-2007 12:12:13	Bright	33.000	66	37Gam Cyg	2.2080	5900.0	66	25943	No
110	GOM_NL__2PRFIN20070215_122025_000000352055_00338_25943_9921.N1	15-FEB-2007 12:20:25	Bright	34.500	168	17Zet Aql	2.9860	11000.	69	25943	No
111	GOM_NL__2PRFIN20070215_123138_000000392055_00338_25943_9922.N1	15-FEB-2007 12:31:38	Twilight	38.500	57	34Sig Sgr	2.0660	26000.	77	25943	No
112	GOM_NL__2PRFIN20070215_123423_000000412055_00338_25943_9923.N1	15-FEB-2007 12:34:23	Dark	40.500	38	20Eps Sgr	1.8360	11000.	81	25943	No
113	GOM_NL__2PRFIN20070215_123632_000000422055_00338_25943_9924.N1	15-FEB-2007 12:36:32	Dark	42.000	25	35Lam Sco	1.6200	28000.	84	25943	No
114	GOM_NL__2PRFIN20070215_123748_000000442055_00338_25943_9925.N1	15-FEB-2007 12:37:48	Dark	44.000	40	The Sco	1.8590	7100.0	88	25943	No
115	GOM_NL__2PRFIN20070215_123934_000000382055_00338_25943_9926.N1	15-FEB-2007 12:39:34	Dark	37.500	147	Alp Ara	2.8770	26000.	75	25943	No
116	GOM_NL__2PRFIN20070215_124101_000000442055_00338_25943_9927.N1	15-FEB-2007 12:41:01	Dark	43.500	141	Bet Ara	2.8400	4600.0	87	25943	No
117	GOM_NL__2PRFIN20070215_124710_000000442055_00339_25944_9933.N1	15-FEB-2007 12:47:10	Dark	43.500	4	Alp1Cen	-0.010000	5800.0	87	25944	No
118	GOM_NL__2PRFIN20070215_125134_000000452055_00339_25944_9934.N1	15-FEB-2007 12:51:34	Dark	44.500	12	Alp1Cru	0.77500	30000.	89	25944	No
119	GOM_NL__2PRFIN20070215_125401_000000382055_00339_25944_9935.N1	15-FEB-2007 12:54:01	Dark	38.000	29	Bet Car	1.6720	10200.	76	25944	No
120	GOM_NL__2PRFIN20070215_125638_000000382055_00339_25944_9936.N1	15-FEB-2007 12:56:38	Dark	38.000	71	lot Car	2.2460	7700.0	76	25944	No
121	GOM_NL__2PRFIN20070215_125816_000000372055_00339_25944_9937.N1	15-FEB-2007 12:58:16	Dark	37.000	46	Del Vel	1.9540	10600.	74	25944	No
122	GOM_NL__2PRFIN20070215_130039_000000382055_00339_25944_9938.N1	15-FEB-2007 13:00:39	Straylight	38.000	34	Gam2Vel	1.7930	23000.	76	25944	No
123	GOM_NL__2PRFIN20070215_130243_000000392055_00339_25944_9939.N1	15-FEB-2007 13:02:43	Straylight	38.500	70	Zet Pup	2.2460	39000.	77	25944	No
124	GOM_NL__2PRFIN20070215_130701_000000372055_00339_25944_9940.N1	15-FEB-2007 13:07:01	Straylight	36.500	132	15Rho Pup	2.8030	6900.0	73	25944	No
125	GOM_NL__2PRFIN20070215_131528_000000472055_00339_25944_9941.N1	15-FEB-2007 13:15:28	Bright	46.500	8	10Alp CMi	0.40000	6500.0	93	25944	No
126	GOM_NL__2PRFIN20070215_132145_000000382055_00339_25944_9942.N1	15-FEB-2007 13:21:45	Bright	37.500	17	78Bet Gem	1.1610	4500.0	75	25944	No
127	GOM_NL__2PRFIN20070215_133908_000000362055_00339_25944_9943.N1	15-FEB-2007 13:39:08	Bright	35.500	49	1Alp UMi	1.9900	6300.0	71	25944	No
128	GOM_NL__2PRFIN20070215_134605_000000342055_00339_25944_9944.N1	15-FEB-2007 13:46:05	Bright	33.500	89	5Alp Cep	2.4510	8000.0	67	25944	No
129	GOM_NL__2PRFIN20070215_135112_000000342055_00339_25944_9945.N1	15-FEB-2007 13:51:12	Bright	34.000	19	50Alp Cyg	1.2460	10500.	68	25944	No
130	GOM_NL__2PRFIN20070215_135249_000000342055_00339_25944_9946.N1	15-FEB-2007 13:52:49	Bright	34.000	66	37Gam Cyg	2.2080	5900.0	68	25944	No
131	GOM_NL__2PRFIN20070215_140101_000000352055_00339_25944_9947.N1	15-FEB-2007 14:01:01	Bright	34.500	168	17Zet Aql	2.9860	11000.	69	25944	No
132	GOM_NL__2PRFIN20070215_141035_000000392055_00339_25944_9948.N1	15-FEB-2007 14:10:35	Twilight	39.000	155	41Pi Sgr	2.9000	6600.0	78	25944	No
133	GOM_NL__2PRFIN20070215_141214_000000382055_00339_25944_9949.N1	15-FEB-2007 14:12:14	Twilight	37.500	57	34Sig Sgr	2.0660	26000.	75	25944	No
134	GOM_NL__2PRFIN20070215_141500_000000402055_00339_25944_9950.N1	15-FEB-2007 14:15:00	Dark	39.500	38	20Eps Sgr	1.8360	11000.	79	25944	No
135	GOM_NL__2PRFIN20070215_141708_000000412055_00339_25944_9951.N1	15-FEB-2007 14:17:08	Dark	41.000	25	35Lam Sco	1.6200	28000.	82	25944	No
136	GOM_NL__2PRFIN20070215_141825_000000432055_00339_25944_9952.N1	15-FEB-2007 14:18:25	Dark	42.500	40	The Sco	1.8590	7100.0	85	25944	No
137	GOM_NL__2PRFIN20070215_142010_000000382055_00339_25944_9953.N1	15-FEB-2007 14:20:10	Dark	38.000	147	Alp Ara	2.8770	26000.	76	25944	No
138	GOM_NL__2PRFIN20070215_142137_000000392055_00339_25944_9954.N1	15-FEB-2007 14:21:37	Dark	38.500	141	Bet Ara	2.8400	4600.0	77	25944	No
139	GOM_NL__2PRFIN20070215_142747_000000442055_00340_25945_9944.N1	15-FEB-2007 14:27:47	Dark	44.000	4	Alp1Cen	-0.010000	5800.0	88	25945	No
140	GOM_NL__2PRFIN20070215_143210_000000432055_00340_25945_9945.N1	15-FEB-2007 14:32:10	Dark	42.500	12	Alp1Cru	0.77500	30000.	85	25945	No
141	GOM_NL__2PRFIN20070215_143437_000000362055_00340_25945_9946.N1	15-FEB-2007 14:34:37	Dark	36.000	29	Bet Car	1.6720	10200.	72	25945	No
142	GOM_NL__2PRFIN20070215_143714_000000372055_00340_25945_9947.N1	15-FEB-2007 14:37:14	Dark	36.500	71	lot Car	2.2460	7700.0	73	25945	No
143	GOM_NL__2PRFIN20070215_143852_000000372055_00340_25945_9948.N1	15-FEB-2007 14:38:52	Dark	36.500	46	Del Vel	1.9540	10600.	73	25945	No
144	GOM_NL__2PRFIN20070215_144115_000000402055_00340_25945_9949.N1	15-FEB-2007 14:41:15	Straylight	40.000	34	Gam2Vel	1.7930	23000.	80	25945	No
145	GOM_NL__2PRFIN20070215_144319_000000382055_00340_25945_9950.N1	15-FEB-2007 14:43:19	Straylight	37.500	70	Zet Pup	2.2460	39000.	75	25945	No
146	GOM_NL__2PRFIN20070215_144737_000000412055_00340_25945_9951.N1	15-FEB-2007 14:47:37	Straylight	40.500	132	15Rho Pup	2.8030	6900.0	81	25945	No
147	GOM_NL__2PRFIN20070215_145605_000000422055_00340_25945_9952.N1	15-FEB-2007 14:56:05	Bright	42.000	8	10Alp CMi	0.40000	6500.0	84	25945	No
148	GOM_NL__2PRFIN20070215_150221_000000382055_00340_25945_9953.N1	15-FEB-2007 15:02:21	Bright	37.500	17	78Bet Gem	1.1610	4500.0	75	25945	No
149	GOM_NL__2PRFIN20070215_151944_000000362055_00340_25945_9954.N1	15-FEB-2007 15:19:44	Bright	36.000	49	1Alp UMi	1.9900	6300.0	72	25945	No
150	GOM_NL__2PRFIN20070215_152641_000000342055_00340_25945_9955.N1	15-FEB-2007 15:26:41	Bright	34.000	89	5Alp Cep	2.4510	8000.0	68	25945	No
151	GOM_NL__2PRFIN20070215_153148_000000332055_00340_25945_9956.N1	15-FEB-2007 15:31:48	Bright	33.000	19	50Alp Cyg	1.2460	10500.	66	25945	No
152	GOM_NL__2PRFIN20070215_153325_000000342055_00340_25945_9957.N1	15-FEB-2007 15:33:25	Bright	34.000	66	37Gam Cyg	2.2080	5900.0	68	25945	No
153	GOM_NL__2PRFIN20070215_154137_000000342055_00340_25945_9958.N1	15-FEB-2007 15:41:37	Bright	34.000	168	17Zet Aql	2.9860	11000.	68	25945	No
154	GOM_NL__2PRFIN20070215_155111_000000402055_00340_25945_9959.N1	15-FEB-2007 15:51:11	Twilight	39.500	155	41Pi Sgr	2.9000	6600.0	79	25945	No
155	GOM_NL__2PRFIN20070215_155250_000000392055_00340_25945_9960.N1	15-FEB-2007 15:52:50	Twilight	38.500	57	34Sig Sgr	2.0660	26000.	77	25945	No
156	GOM_NL__2PRFIN20070215_155536_000000412055_00340_25945_9961.N1	15-FEB-2007 15:55:36	Dark	40.500	38	20Eps Sgr	1.8360	11000.	81	25945	No
157	GOM_NL__2PRFIN20070215_155745_000000422055_00340_25945_9962.N1	15-FEB-2007 15:57:45	Dark	41.500	25	35Lam Sco	1.6200	28000.	83	25945	No
158	GOM_NL__2PRFIN20070215_155901_000000442055_00340_25945_9963.N1	15-FEB-2007 15:59:01	Dark	43.500	40	The Sco	1.8590	7100.0	87	25945	No
159	GOM_NL__2PRFIN20070215_160047_000000372055_00340_25945_9964.N1	15-FEB-2007 16:00:47	Dark	37.000	147	Alp Ara	2.8770	26000.	74	25945	No
160	GOM_NL__2PRFIN20070215_160214_000000442055_00340_25945_9965.N1	15-FEB-2007 16:02:14	Dark	43.500	141	Bet Ara	2.8400	4600.0	87	25945	No

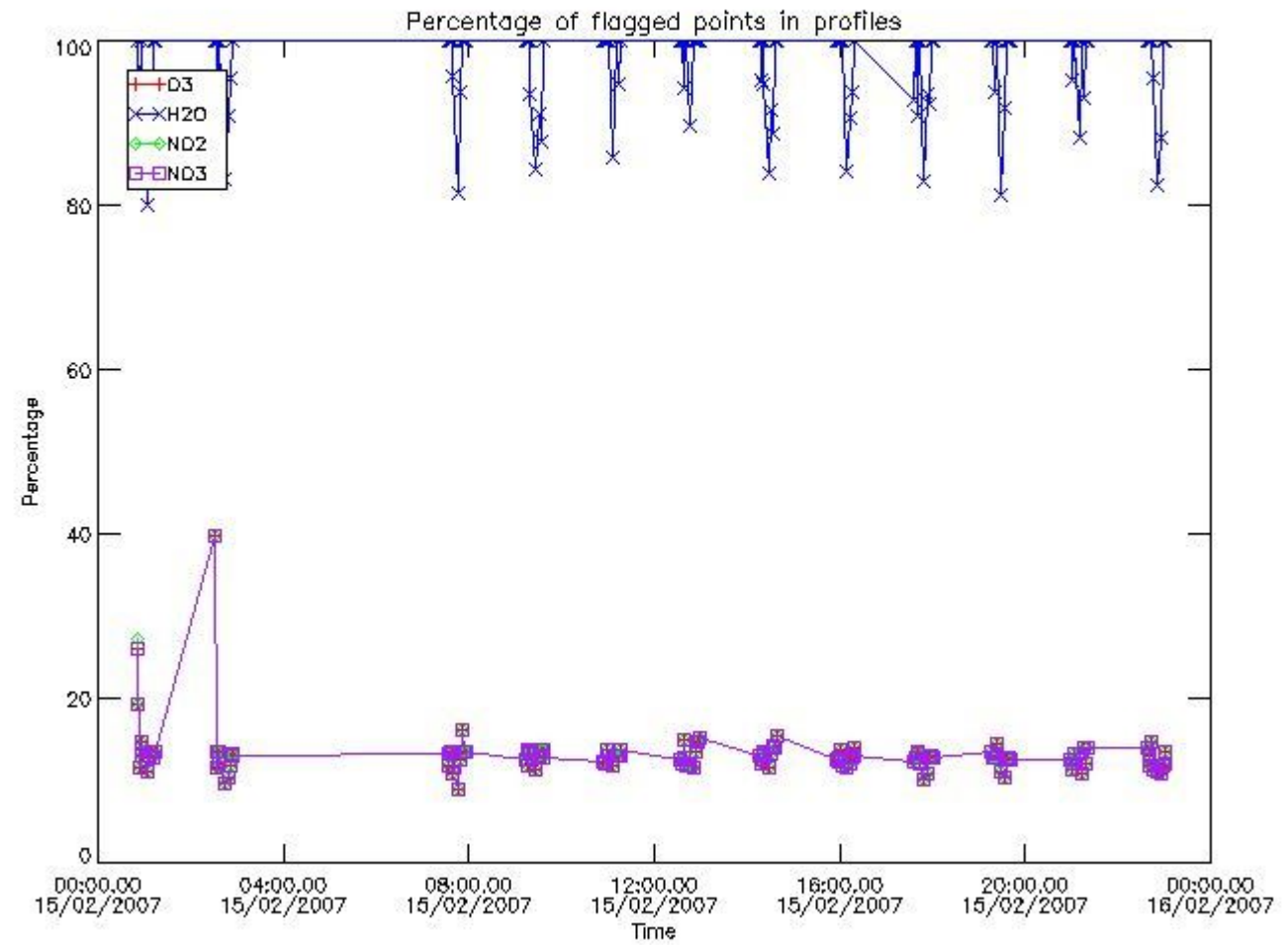
161	GOM_NL__2PRFIN20070215_160823_000000452055_00341_25946_9971.N1	15-FEB-2007 16:08:23	Dark	44.500	4	Alp1Cen	-0.010000	5800.0	89	25946	No
162	GOM_NL__2PRFIN20070215_161246_000000432055_00341_25946_9972.N1	15-FEB-2007 16:12:46	Dark	42.500	12	Alp1Cru	0.77500	30000.	85	25946	No
163	GOM_NL__2PRFIN20070215_161513_000000402055_00341_25946_9973.N1	15-FEB-2007 16:15:13	Dark	40.000	29	Bet Car	1.6720	10200.	80	25946	No
164	GOM_NL__2PRFIN20070215_161751_000000372055_00341_25946_9974.N1	15-FEB-2007 16:17:51	Dark	36.500	71	lot Car	2.2460	7700.0	73	25946	No
165	GOM_NL__2PRFIN20070215_161928_000000392055_00341_25946_9975.N1	15-FEB-2007 16:19:28	Dark	39.000	46	Del Vel	1.9540	10600.	78	25946	No
166	GOM_NL__2PRFIN20070215_162151_000000412055_00341_25946_9976.N1	15-FEB-2007 16:21:51	Straylight	41.000	34	Gam2Vel	1.7930	23000.	82	25946	No
167	GOM_NL__2PRFIN20070215_162356_000000382055_00341_25946_9977.N1	15-FEB-2007 16:23:56	Straylight	38.000	70	Zet Pup	2.2460	39000.	76	25946	No
168	GOM_NL__2PRFIN20070215_162813_000000412055_00341_25946_9978.N1	15-FEB-2007 16:28:13	Straylight	41.000	132	15Rho Pup	2.8030	6900.0	82	25946	No
169	GOM_NL__2PRFIN20070215_163641_000000412055_00341_25946_9979.N1	15-FEB-2007 16:36:41	Bright	40.500	8	10Alp CMi	0.40000	6500.0	81	25946	No
170	GOM_NL__2PRFIN20070215_164257_000000452055_00341_25946_9980.N1	15-FEB-2007 16:42:57	Bright	45.000	17	78Bet Gem	1.1610	4500.0	90	25946	No
171	GOM_NL__2PRFIN20070215_170020_000000362055_00341_25946_9981.N1	15-FEB-2007 17:00:20	Bright	35.500	49	1Alp UMi	1.9900	6300.0	71	25946	No
172	GOM_NL__2PRFIN20070215_170717_000000352055_00341_25946_9982.N1	15-FEB-2007 17:07:17	Bright	34.500	89	5Alp Cep	2.4510	8000.0	69	25946	No
173	GOM_NL__2PRFIN20070215_171224_000000342055_00341_25946_9983.N1	15-FEB-2007 17:12:24	Bright	34.000	19	50Alp Cyg	1.2460	10500.	68	25946	No
174	GOM_NL__2PRFIN20070215_171401_000000332055_00341_25946_9984.N1	15-FEB-2007 17:14:01	Bright	33.000	66	37Gam Cyg	2.2080	5900.0	66	25946	No
175	GOM_NL__2PRFIN20070215_172213_000000352055_00341_25946_9985.N1	15-FEB-2007 17:22:13	Bright	34.500	168	17Zet Aql	2.9860	11000.	69	25946	No
176	GOM_NL__2PRFIN20070215_173147_000000412055_00341_25946_9986.N1	15-FEB-2007 17:31:47	Twilight	41.000	155	41Pi Sgr	2.9000	6600.0	82	25946	No
177	GOM_NL__2PRFIN20070215_173327_000000392055_00341_25946_9987.N1	15-FEB-2007 17:33:27	Twilight	39.000	57	34Sig Sgr	2.0660	26000.	78	25946	No
178	GOM_NL__2PRFIN20070215_173612_000000422055_00341_25946_9988.N1	15-FEB-2007 17:36:12	Dark	41.500	38	20Eps Sgr	1.8360	11000.	83	25946	No
179	GOM_NL__2PRFIN20070215_173821_000000402055_00341_25946_9989.N1	15-FEB-2007 17:38:21	Dark	40.000	25	35Lam Sco	1.6200	28000.	80	25946	No
180	GOM_NL__2PRFIN20070215_173938_000000392055_00341_25946_9990.N1	15-FEB-2007 17:39:38	Dark	38.500	40	The Sco	1.8590	7100.0	77	25946	No
181	GOM_NL__2PRFIN20070215_174123_000000382055_00341_25946_9991.N1	15-FEB-2007 17:41:23	Dark	37.500	147	Alp Ara	2.8770	26000.	75	25946	No
182	GOM_NL__2PRFIN20070215_174250_000000422055_00341_25946_9992.N1	15-FEB-2007 17:42:50	Dark	42.000	141	Bet Ara	2.8400	4600.0	84	25946	No
183	GOM_NL__2PRFIN20070215_174900_000000502055_00342_25947_9985.N1	15-FEB-2007 17:49:00	Dark	50.000	4	Alp1Cen	-0.010000	5800.0	100	25947	No
184	GOM_NL__2PRFIN20070215_175323_000000472055_00342_25947_9986.N1	15-FEB-2007 17:53:23	Dark	46.500	12	Alp1Cru	0.77500	30000.	93	25947	No
185	GOM_NL__2PRFIN20070215_175549_000000392055_00342_25947_9987.N1	15-FEB-2007 17:55:49	Dark	39.000	29	Bet Car	1.6720	10200.	78	25947	No
186	GOM_NL__2PRFIN20070215_175827_000000402055_00342_25947_9988.N1	15-FEB-2007 17:58:27	Dark	39.500	71	lot Car	2.2460	7700.0	79	25947	No
187	GOM_NL__2PRFIN20070215_180004_000000402055_00342_25947_9989.N1	15-FEB-2007 18:00:04	Dark	39.500	46	Del Vel	1.9540	10600.	79	25947	No
188	GOM_NL__2PRFIN20070215_180227_000000412055_00342_25947_9990.N1	15-FEB-2007 18:02:27	Straylight	41.000	34	Gam2Vel	1.7930	23000.	82	25947	No
189	GOM_NL__2PRFIN20070215_180432_000000392055_00342_25947_9991.N1	15-FEB-2007 18:04:32	Straylight	38.500	70	Zet Pup	2.2460	39000.	77	25947	No
190	GOM_NL__2PRFIN20070215_180849_000000392055_00342_25947_9992.N1	15-FEB-2007 18:08:49	Straylight	38.500	132	15Rho Pup	2.8030	6900.0	77	25947	No
191	GOM_NL__2PRFIN20070215_181717_000000412055_00342_25947_9993.N1	15-FEB-2007 18:17:17	Bright	41.000	8	10Alp CMi	0.40000	6500.0	82	25947	No
192	GOM_NL__2PRFIN20070215_182333_000000382055_00342_25947_9994.N1	15-FEB-2007 18:23:33	Bright	38.000	17	78Bet Gem	1.1610	4500.0	76	25947	No
193	GOM_NL__2PRFIN20070215_184056_000000372055_00342_25947_9995.N1	15-FEB-2007 18:40:56	Bright	37.000	49	1Alp UMi	1.9900	6300.0	74	25947	No
194	GOM_NL__2PRFIN20070215_184753_000000342055_00342_25947_9996.N1	15-FEB-2007 18:47:53	Bright	33.500	89	5Alp Cep	2.4510	8000.0	67	25947	No
195	GOM_NL__2PRFIN20070215_185301_000000362055_00342_25947_9997.N1	15-FEB-2007 18:53:01	Bright	36.000	19	50Alp Cyg	1.2460	10500.	72	25947	No
196	GOM_NL__2PRFIN20070215_185437_000000362055_00342_25947_9998.N1	15-FEB-2007 18:54:37	Bright	35.500	66	37Gam Cyg	2.2080	5900.0	71	25947	No
197	GOM_NL__2PRFIN20070215_190249_000000352055_00342_25947_9999.N1	15-FEB-2007 19:02:49	Bright	34.500	168	17Zet Aql	2.9860	11000.	69	25947	No
198	GOM_NL__2PRFIN20070215_191223_000000392055_00342_25947_0000.N1	15-FEB-2007 19:12:23	Twilight	38.500	155	41Pi Sgr	2.9000	6600.0	77	25947	No
199	GOM_NL__2PRFIN20070215_191403_000000382055_00342_25947_0001.N1	15-FEB-2007 19:14:03	Twilight	37.500	57	34Sig Sgr	2.0660	26000.	75	25947	No
200	GOM_NL__2PRFIN20070215_191649_000000382055_00342_25947_0002.N1	15-FEB-2007 19:16:49	Dark	38.000	38	20Eps Sgr	1.8360	11000.	76	25947	No
201	GOM_NL__2PRFIN20070215_191858_000000402055_00342_25947_0003.N1	15-FEB-2007 19:18:58	Dark	40.000	25	35Lam Sco	1.6200	28000.	80	25947	No
202	GOM_NL__2PRFIN20070215_192014_000000402055_00342_25947_0004.N1	15-FEB-2007 19:20:14	Dark	40.000	40	The Sco	1.8590	7100.0	80	25947	No
203	GOM_NL__2PRFIN20070215_192200_000000392055_00342_25947_0005.N1	15-FEB-2007 19:22:00	Dark	38.500	147	Alp Ara	2.8770	26000.	77	25947	No
204	GOM_NL__2PRFIN20070215_192326_000000392055_00342_25947_0006.N1	15-FEB-2007 19:23:26	Dark	38.500	141	Bet Ara	2.8400	4600.0	77	25947	No
205	GOM_NL__2PRFIN20070215_192936_000000462055_00343_25948_0011.N1	15-FEB-2007 19:29:36	Dark	45.500	4	Alp1Cen	-0.010000	5800.0	91	25948	No
206	GOM_NL__2PRFIN20070215_193359_000000492055_00343_25948_0012.N1	15-FEB-2007 19:33:59	Dark	49.000	12	Alp1Cru	0.77500	30000.	98	25948	No
207	GOM_NL__2PRFIN20070215_193625_000000402055_00343_25948_0013.N1	15-FEB-2007 19:36:25	Dark	40.000	29	Bet Car	1.6720	10200.	80	25948	No
208	GOM_NL__2PRFIN20070215_193903_000000402055_00343_25948_0014.N1	15-FEB-2007 19:39:03	Dark	40.000	71	lot Car	2.2460	7700.0	80	25948	No
209	GOM_NL__2PRFIN20070215_194040_000000412055_00343_25948_0015.N1	15-FEB-2007 19:40:40	Dark	41.000	46	Del Vel	1.9540	10600.	82	25948	No
210	GOM_NL__2PRFIN20070215_194303_000000412055_00343_25948_0016.N1	15-FEB-2007 19:43:03	Straylight	41.000	34	Gam2Vel	1.7930	23000.	82	25948	No
211	GOM_NL__2PRFIN20070215_194508_000000402055_00343_25948_0017.N1	15-FEB-2007 19:45:08	Straylight	39.500	70	Zet Pup	2.2460	39000.	79	25948	No
212	GOM_NL__2PRFIN20070215_194926_000000402055_00343_25948_0018.N1	15-FEB-2007 19:49:26	Straylight	39.500	132	15Rho Pup	2.8030	6900.0	79	25948	No
213	GOM_NL__2PRFIN20070215_195753_000000472055_00343_25948_0019.N1	15-FEB-2007 19:57:53	Bright	46.500	8	10Alp CMi	0.40000	6500.0	93	25948	No
214	GOM_NL__2PRFIN20070215_200409_000000382055_00343_25948_0020.N1	15-FEB-2007 20:04:09	Bright	37.500	17	78Bet Gem	1.1610	4500.0	75	25948	No
215	GOM_NL__2PRFIN20070215_202132_000000362055_00343_25948_0021.N1	15-FEB-2007 20:21:32	Bright	36.000	49	1Alp UMi	1.9900	6300.0	72	25948	No
216	GOM_NL__2PRFIN20070215_202830_000000352055_00343_25948_0022.N1	15-FEB-2007 20:28:30	Bright	34.500	89	5Alp Cep	2.4510	8000.0	69	25948	No
217	GOM_NL__2PRFIN20070215_203337_000000362055_00343_25948_0023.N1	15-FEB-2007 20:33:37	Bright	35.500	19	50Alp Cyg	1.2460	10500.	71	25948	No
218	GOM_NL__2PRFIN20070215_203513_000000342055_00343_25948_0024.N1	15-FEB-2007 20:35:13	Bright	33.500	66	37Gam Cyg	2.2080	5900.0	67	25948	No
219	GOM_NL__2PRFIN20070215_204325_000000342055_00343_25948_0025.N1	15-FEB-2007 20:43:25	Bright	34.000	168	17Zet Aql	2.9860	11000.	68	25948	No

220	GOM_NL__2PRFIN20070215_205259_000000382055_00343_25948_0026.N1	15-FEB-2007 20:52:59	Twilight	37.500	155	41Pi Sgr	2.9000	6600.0	75	25948	No
221	GOM_NL__2PRFIN20070215_205439_000000392055_00343_25948_0027.N1	15-FEB-2007 20:54:39	Twilight	39.000	57	34Sig Sgr	2.0660	26000.	78	25948	No
222	GOM_NL__2PRFIN20070215_205725_000000412055_00343_25948_0028.N1	15-FEB-2007 20:57:25	Dark	40.500	38	20Eps Sgr	1.8360	11000.	81	25948	No
223	GOM_NL__2PRFIN20070215_205934_000000452055_00343_25948_0029.N1	15-FEB-2007 20:59:34	Dark	45.000	25	35Lam Sco	1.6200	28000.	90	25948	No
224	GOM_NL__2PRFIN20070215_210051_000000432055_00343_25948_0030.N1	15-FEB-2007 21:00:51	Dark	42.500	40	The Sco	1.8590	7100.0	85	25948	No
225	GOM_NL__2PRFIN20070215_210236_000000392055_00343_25948_0031.N1	15-FEB-2007 21:02:36	Dark	38.500	147	Alp Ara	2.8770	26000.	77	25948	No
226	GOM_NL__2PRFIN20070215_210403_000000392055_00343_25948_0032.N1	15-FEB-2007 21:04:03	Dark	38.500	141	Bet Ara	2.8400	4600.0	77	25948	No
227	GOM_NL__2PRFIN20070215_211013_000000432055_00344_25949_0036.N1	15-FEB-2007 21:10:13	Dark	42.500	4	Alp1Cen	-0.010000	5800.0	85	25949	No
228	GOM_NL__2PRFIN20070215_211436_000000482055_00344_25949_0037.N1	15-FEB-2007 21:14:36	Dark	47.500	12	Alp1Cru	0.77500	30000.	95	25949	No
229	GOM_NL__2PRFIN20070215_211701_000000372055_00344_25949_0038.N1	15-FEB-2007 21:17:01	Dark	36.500	29	Bet Car	1.6720	10200.	73	25949	No
230	GOM_NL__2PRFIN20070215_211939_000000432055_00344_25949_0039.N1	15-FEB-2007 21:19:39	Dark	42.500	71	lot Car	2.2460	7700.0	85	25949	No
231	GOM_NL__2PRFIN20070215_212116_000000372055_00344_25949_0040.N1	15-FEB-2007 21:21:16	Dark	36.500	46	Del Vel	1.9540	10600.	73	25949	No
232	GOM_NL__2PRFIN20070215_212339_000000382055_00344_25949_0041.N1	15-FEB-2007 21:23:39	Straylight	37.500	34	Gam2Vel	1.7930	23000.	75	25949	No
233	GOM_NL__2PRFIN20070215_212544_000000362055_00344_25949_0042.N1	15-FEB-2007 21:25:44	Straylight	36.000	70	Zet Pup	2.2460	39000.	72	25949	No
234	GOM_NL__2PRFIN20070215_213002_000000392055_00344_25949_0043.N1	15-FEB-2007 21:30:02	Straylight	39.000	132	15Rho Pup	2.8030	6900.0	78	25949	No
235	GOM_NL__2PRFIN20070215_213829_000000462055_00344_25949_0044.N1	15-FEB-2007 21:38:29	Bright	45.500	8	10Alp CMi	0.40000	6500.0	91	25949	No
236	GOM_NL__2PRFIN20070215_214445_000000382055_00344_25949_0045.N1	15-FEB-2007 21:44:45	Bright	38.000	17	78Bet Gem	1.1610	4500.0	76	25949	No
237	GOM_NL__2PRFIN20070215_220208_000000362055_00344_25949_0046.N1	15-FEB-2007 22:02:08	Bright	35.500	49	1Alp UMi	1.9900	6300.0	71	25949	No
238	GOM_NL__2PRFIN20070215_220906_000000362055_00344_25949_0047.N1	15-FEB-2007 22:09:06	Bright	35.500	89	5Alp Cep	2.4510	8000.0	71	25949	No
239	GOM_NL__2PRFIN20070215_221413_000000352055_00344_25949_0048.N1	15-FEB-2007 22:14:13	Bright	35.000	19	50Alp Cyg	1.2460	10500.	70	25949	No
240	GOM_NL__2PRFIN20070215_221549_000000522055_00344_25949_0049.N1	15-FEB-2007 22:15:49	Bright	52.000	66	37Gam Cyg	2.2080	5900.0	104	25949	No
241	GOM_NL__2PRFIN20070215_222402_000000342055_00344_25949_0050.N1	15-FEB-2007 22:24:02	Bright	34.000	168	17Zet Aql	2.9860	11000.	68	25949	No
242	GOM_NL__2PRFIN20070215_223335_000000402055_00344_25949_0051.N1	15-FEB-2007 22:33:35	Twilight	39.500	155	41Pi Sgr	2.9000	6600.0	79	25949	No
243	GOM_NL__2PRFIN20070215_223515_000000402055_00344_25949_0052.N1	15-FEB-2007 22:35:15	Twilight	39.500	57	34Sig Sgr	2.0660	26000.	79	25949	No
244	GOM_NL__2PRFIN20070215_223801_000000402055_00344_25949_0053.N1	15-FEB-2007 22:38:01	Dark	40.000	38	20Eps Sgr	1.8360	11000.	80	25949	No
245	GOM_NL__2PRFIN20070215_224011_000000432055_00344_25949_0054.N1	15-FEB-2007 22:40:11	Dark	43.000	25	35Lam Sco	1.6200	28000.	86	25949	No
246	GOM_NL__2PRFIN20070215_224127_000000432055_00344_25949_0055.N1	15-FEB-2007 22:41:27	Dark	43.000	40	The Sco	1.8590	7100.0	86	25949	No
247	GOM_NL__2PRFIN20070215_224312_000000382055_00344_25949_0056.N1	15-FEB-2007 22:43:12	Dark	38.000	147	Alp Ara	2.8770	26000.	76	25949	No
248	GOM_NL__2PRFIN20070215_224439_000000452055_00344_25949_0057.N1	15-FEB-2007 22:44:39	Dark	45.000	141	Bet Ara	2.8400	4600.0	90	25949	No
249	GOM_NL__2PRFIN20070215_225049_000000462055_00345_25950_0047.N1	15-FEB-2007 22:50:49	Dark	46.000	4	Alp1Cen	-0.010000	5800.0	92	25950	No
250	GOM_NL__2PRFIN20070215_225512_000000482055_00345_25950_0048.N1	15-FEB-2007 22:55:12	Dark	47.500	12	Alp1Cru	0.77500	30000.	95	25950	No
251	GOM_NL__2PRFIN20070215_225737_000000432055_00345_25950_0049.N1	15-FEB-2007 22:57:37	Dark	43.000	29	Bet Car	1.6720	10200.	86	25950	No
252	GOM_NL__2PRFIN20070215_230015_000000382055_00345_25950_0050.N1	15-FEB-2007 23:00:15	Dark	38.000	71	lot Car	2.2460	7700.0	76	25950	No
253	GOM_NL__2PRFIN20070215_230153_000000422055_00345_25950_0051.N1	15-FEB-2007 23:01:53	Dark	42.000	46	Del Vel	1.9540	10600.	84	25950	No
254	GOM_NL__2PRFIN20070215_230415_000000412055_00345_25950_0052.N1	15-FEB-2007 23:04:15	Straylight	41.000	34	Gam2Vel	1.7930	23000.	82	25950	No
255	GOM_NL__2PRFIN20070215_230620_000000392055_00345_25950_0053.N1	15-FEB-2007 23:06:20	Straylight	38.500	70	Zet Pup	2.2460	39000.	77	25950	No
256	GOM_NL__2PRFIN20070215_231038_000000402055_00345_25950_0054.N1	15-FEB-2007 23:10:38	Straylight	39.500	132	15Rho Pup	2.8030	6900.0	79	25950	No
257	GOM_NL__2PRFIN20070215_231905_000000452055_00345_25950_0055.N1	15-FEB-2007 23:19:05	Bright	45.000	8	10Alp CMi	0.40000	6500.0	90	25950	No
258	GOM_NL__2PRFIN20070215_232521_000000382055_00345_25950_0056.N1	15-FEB-2007 23:25:21	Bright	38.000	17	78Bet Gem	1.1610	4500.0	76	25950	No
259	GOM_NL__2PRFIN20070215_234244_000000322055_00345_25950_0057.N1	15-FEB-2007 23:42:44	Bright	32.000	49	1Alp UMi	1.9900	6300.0	64	25950	No
260	GOM_NL__2PRFIN20070215_234942_000000342055_00345_25950_0058.N1	15-FEB-2007 23:49:42	Bright	33.500	89	5Alp Cep	2.4510	8000.0	67	25950	No
261	GOM_NL__2PRFIN20070215_235449_000000372055_00345_25950_0059.N1	15-FEB-2007 23:54:49	Bright	37.000	19	50Alp Cyg	1.2460	10500.	74	25950	No
262	GOM_NL__2PRFIN20070215_235625_000000342055_00345_25950_0060.N1	15-FEB-2007 23:56:25	Bright	33.500	66	37Gam Cyg	2.2080	5900.0	67	25950	No

3. Quality information per product

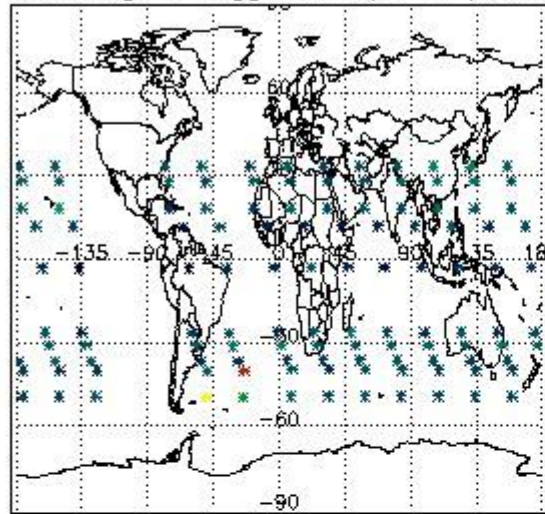
In this section it is plotted some information contained in the Quality Summary data set of the level 2 products. Only products in dark limb conditions and without errors (error flag in the MPH set to "0") are used.

3.1 Plot quality information per product (time dependant)

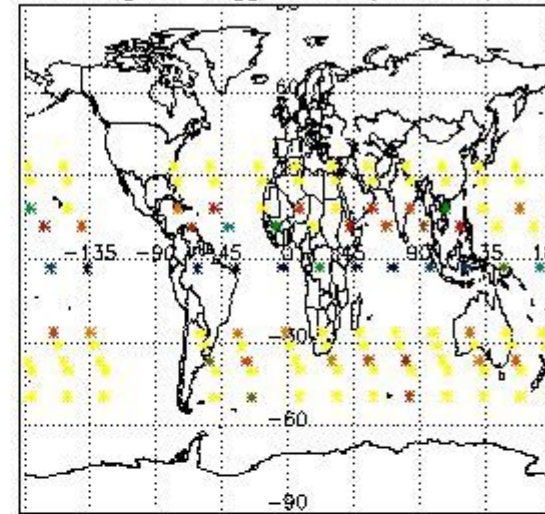


3.2 Plot quality information per product (world map)

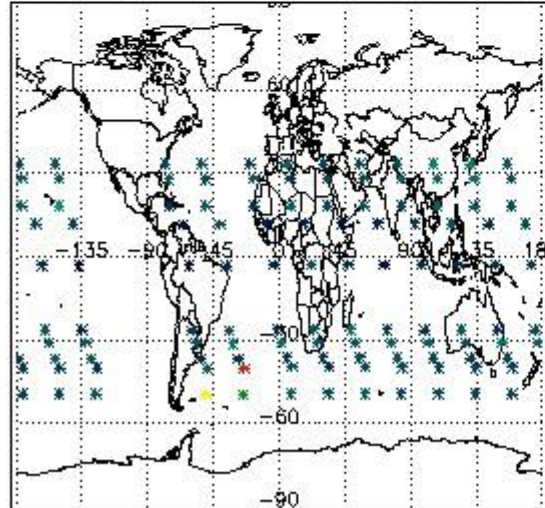
Percentage of flagged data per O3 profile



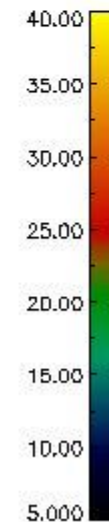
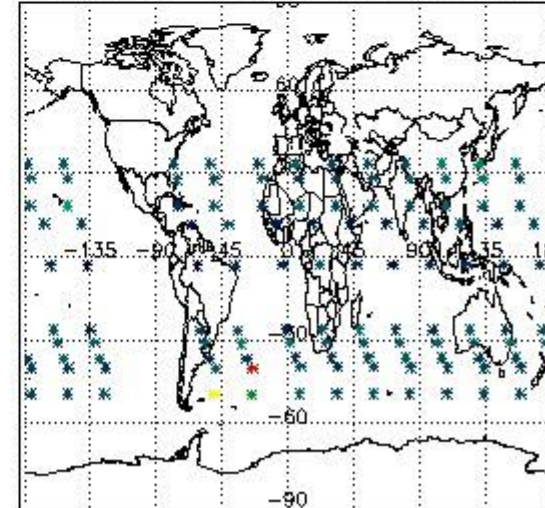
Percentage of flagged data per H2O profile



Percentage of flagged data per NO2 profile



Percentage of flagged data per NO3 profile

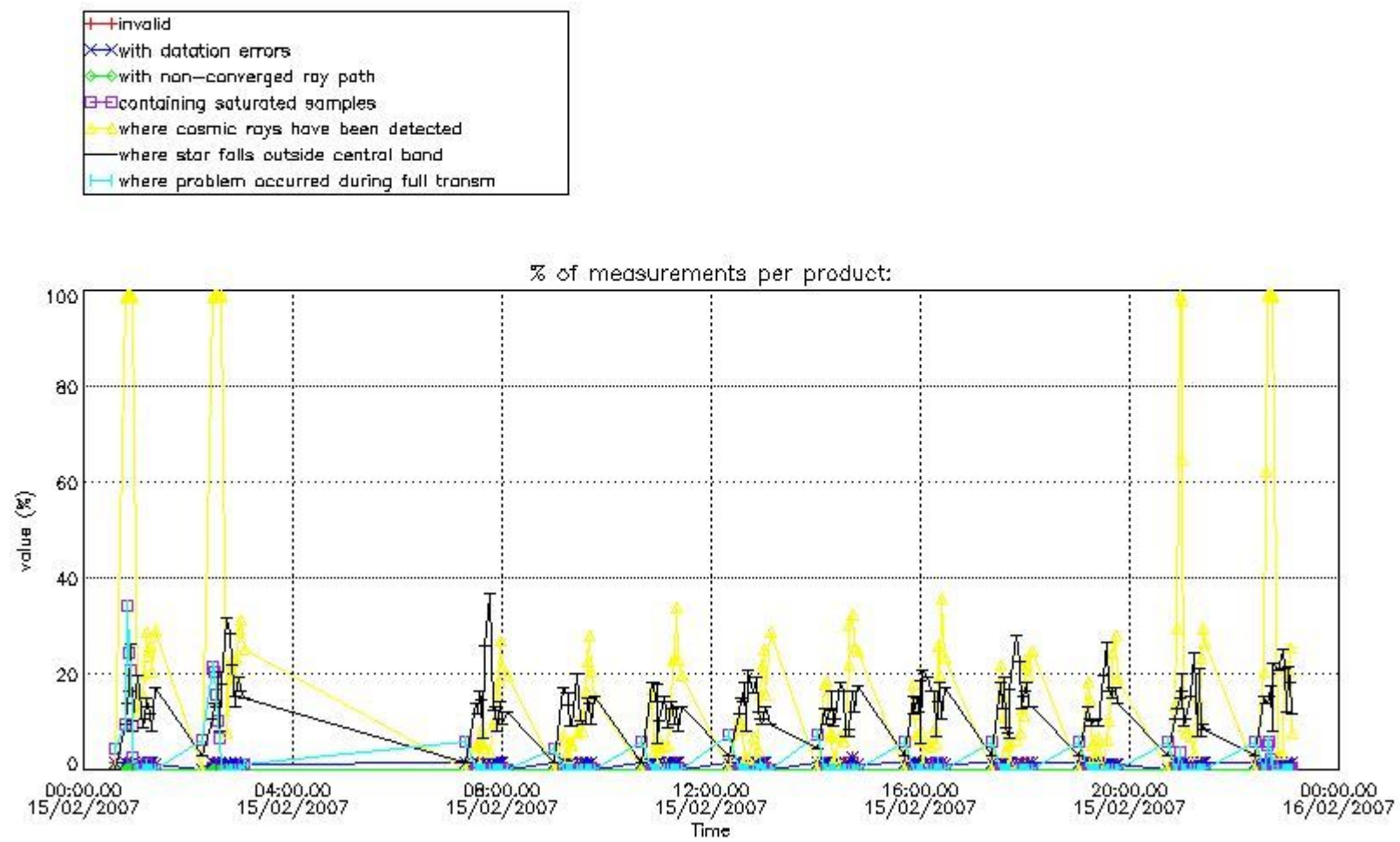


4. Level 1 quality information per product

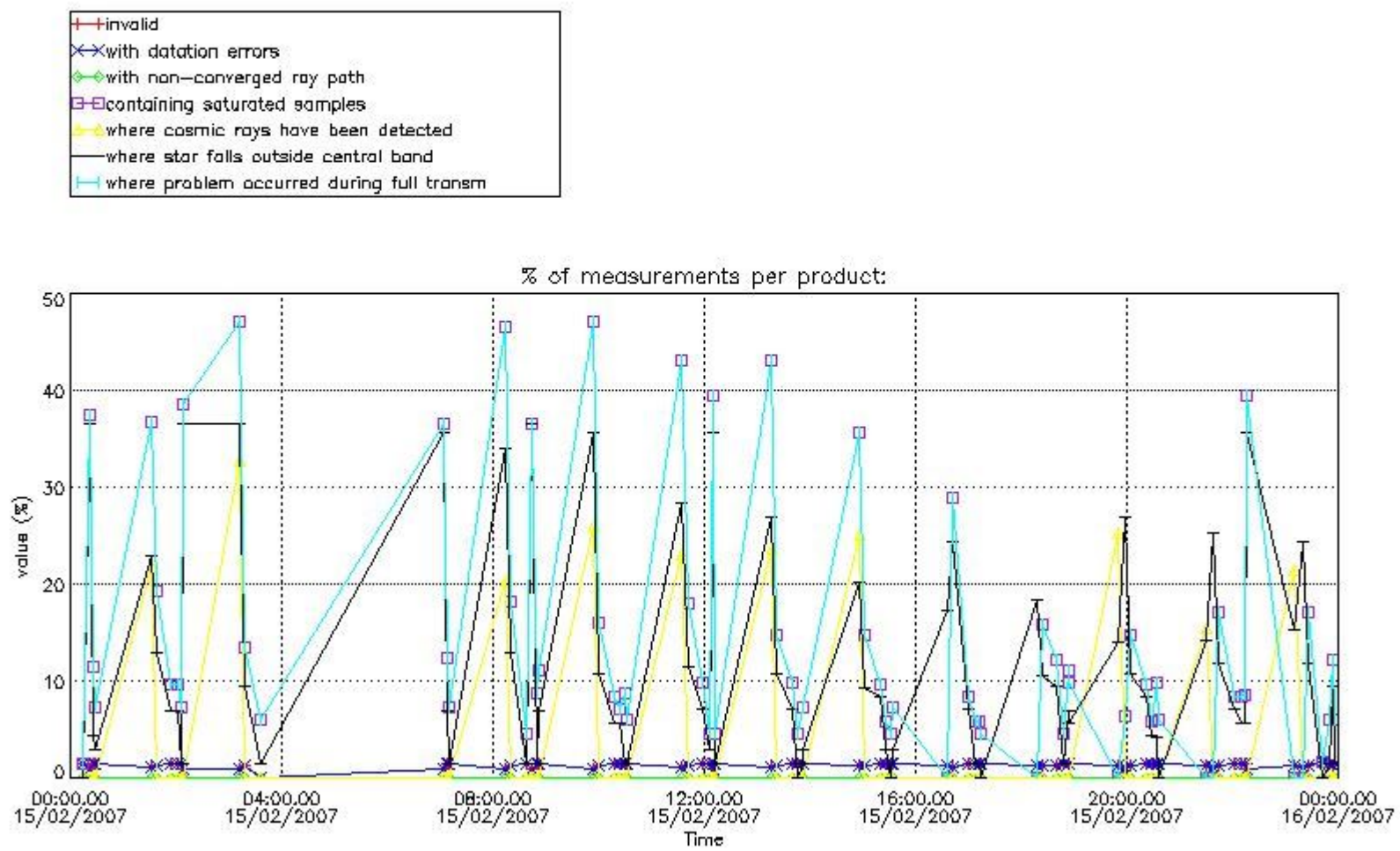
In this section it is plotted some information contained in the Quality Summary data set of the level 2 products that comes from the level 1b processing. Products without errors (error flag in the MPH set to "0") are used.

4.1 Plot quality information per product (time dependant) coming from level 1b processing

4.1.1 Plot level 1 quality information per product (time dependant): ENVISAT ASCENDING passes



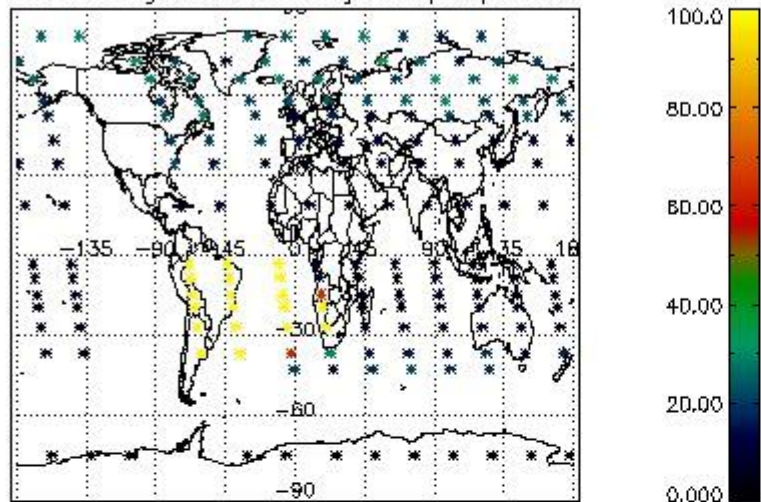
4.1.2 Plot level 1 quality information per product (time dependant): ENVI SAT DESCENDING passes



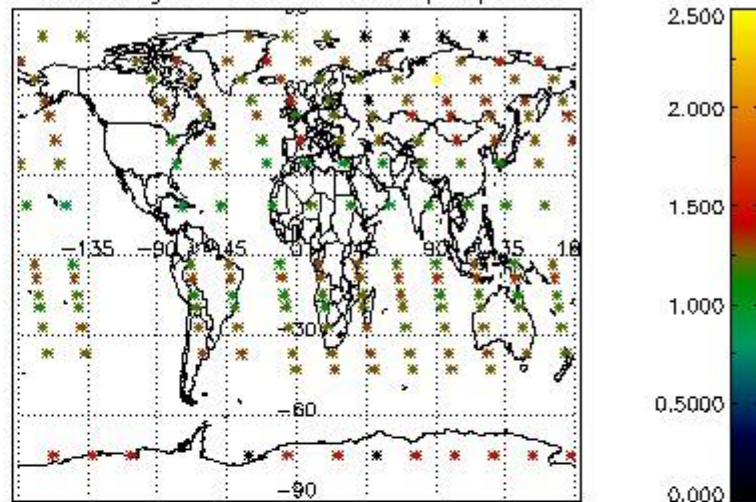
4.2 Plot quality information per product coming from level 1b processing (world map)

4.2.1 Plot level 1 quality information per product (world map): ENVISAT ASCENDING passes

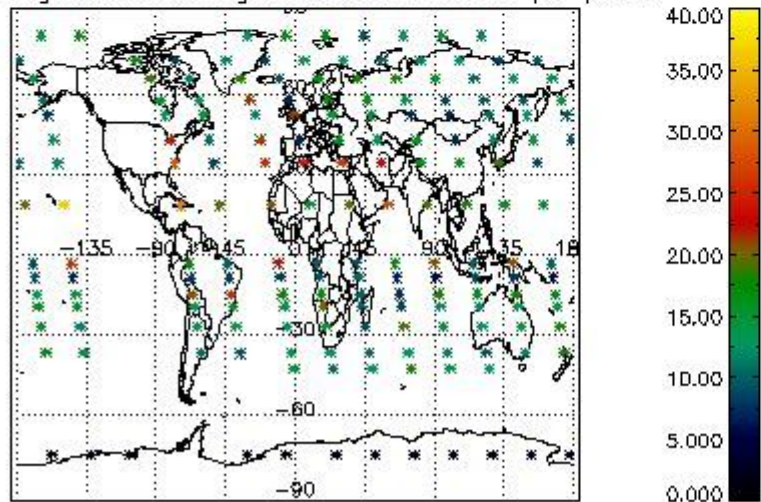
Percentage of cosmic ray hits per profile



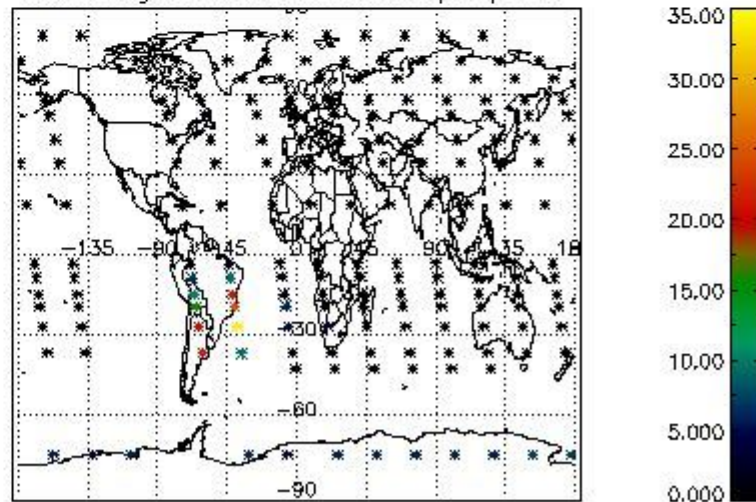
Percentage of datation errors per profile



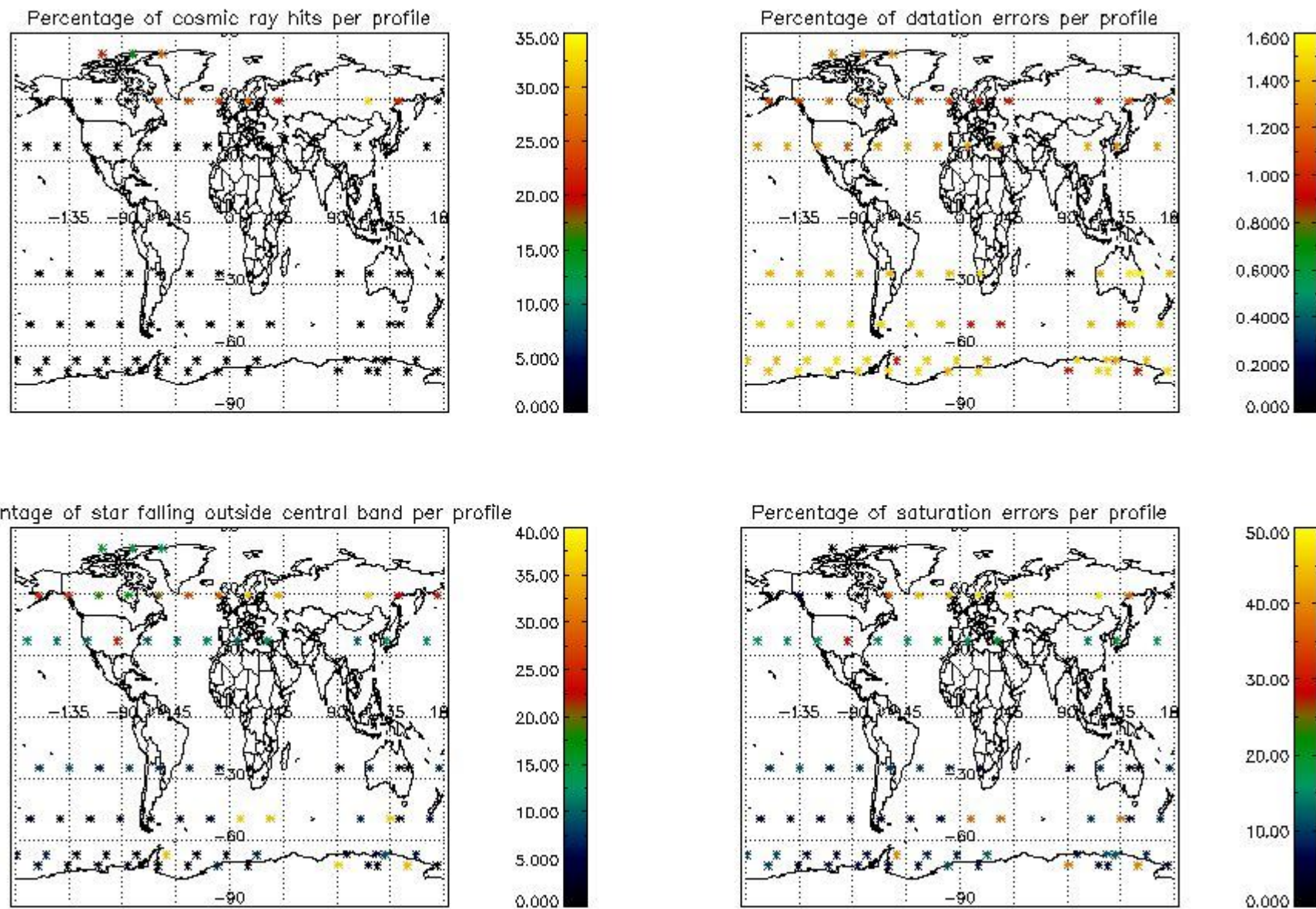
Percentage of star falling outside central band per profile



Percentage of saturation errors per profile



4.2.2 Plot level 1 quality information per product (world map): ENVISAT DESCENDING passes



5. Trace gas profiles

5.1 Ozone statistics based on quality of products

The final quality of the products can be "measured" using the STD (Standard Deviation) attached to every point profile. This information is written to the parameter GOM_NL__2P/NL_LOCAL_SPECIES_DENSITY/o3_std of the level 2 products. The table below shows the statistics for given STD ranges.

The statistics are given with respect to the overall valid production:

- Products without fatal errors: GOM_NL__2P/MPH/PRODUCT_ERR=0
- Valid point profile: GOM_NL__2P/NL_LOCAL_SPECIES_DENSITY/pcd(0)=0

The 'Criteria' is applied to valid points of dark limb products:

- Products in dark limb illumination condition: GOM_NL__2P/NL_SUMMARY_QUALITY/obs_ill_cond=0
- Products without fatal errors: GOM_NL__2P/MPH/PRODUCT_ERR=0
- Valid point profile: GOM_NL__2P/NL_LOCAL_SPECIES_DENSITY/pcd(0)=0

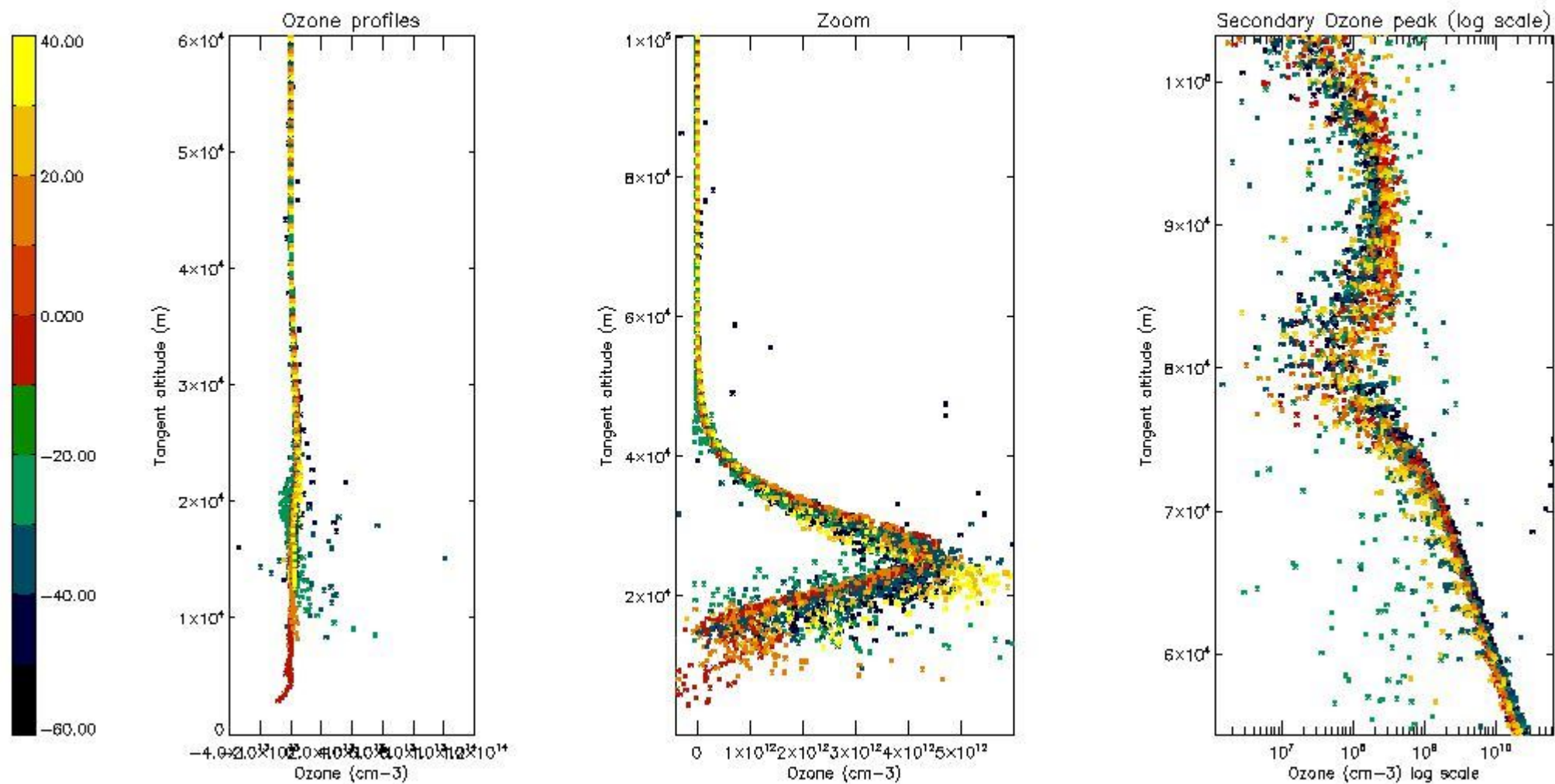
So, the table below shows the percentage of dark limb and valid observations for each criteria with respect to the overall valid daily observations.

Criteria	% of total production
All STD	49
STD < 20	27

STD < 10	22
STD < 5	14

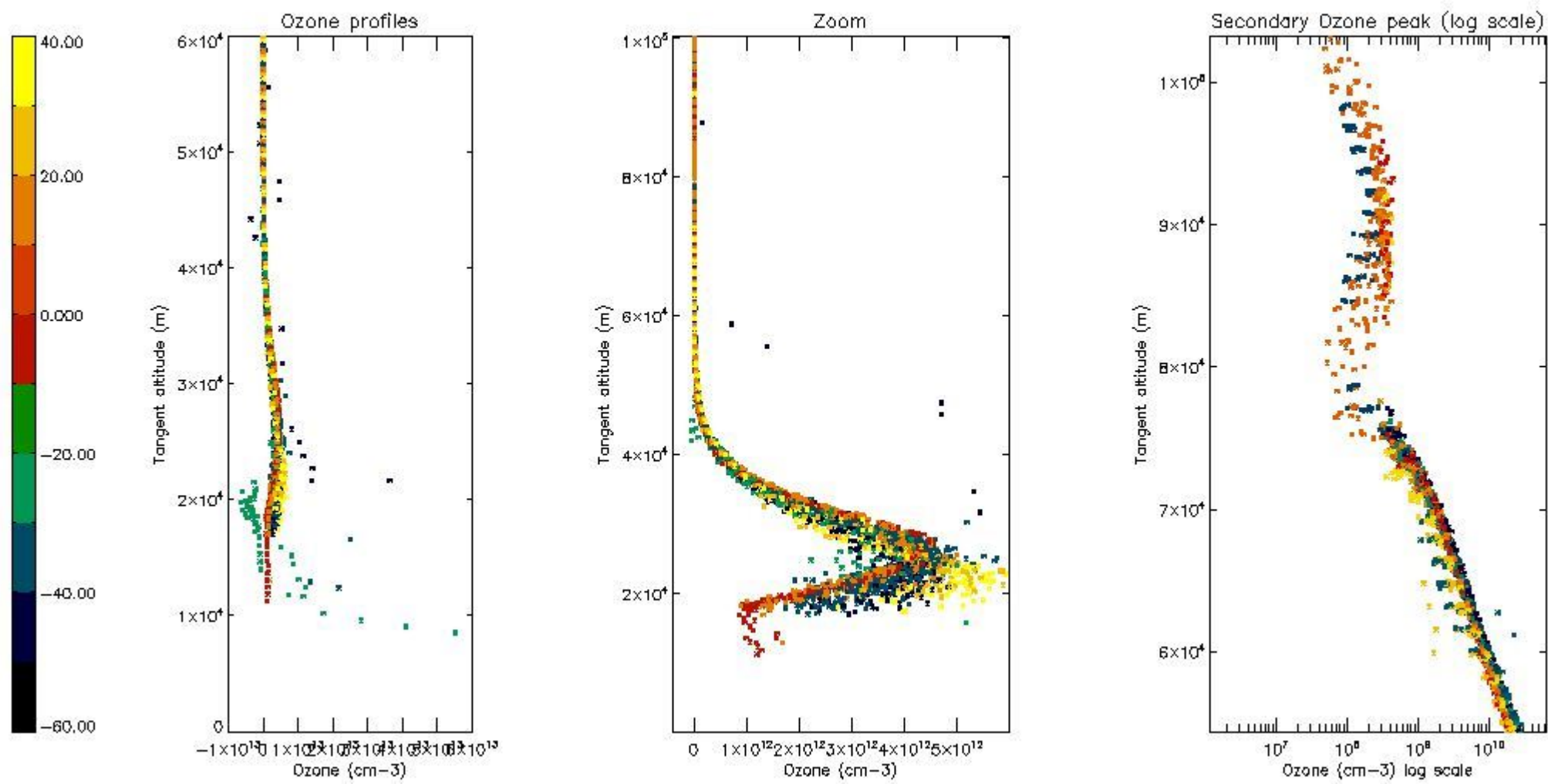
5.2 Plot ozone profiles for all STD (dark without errors)

The colorbar represents the latitude.



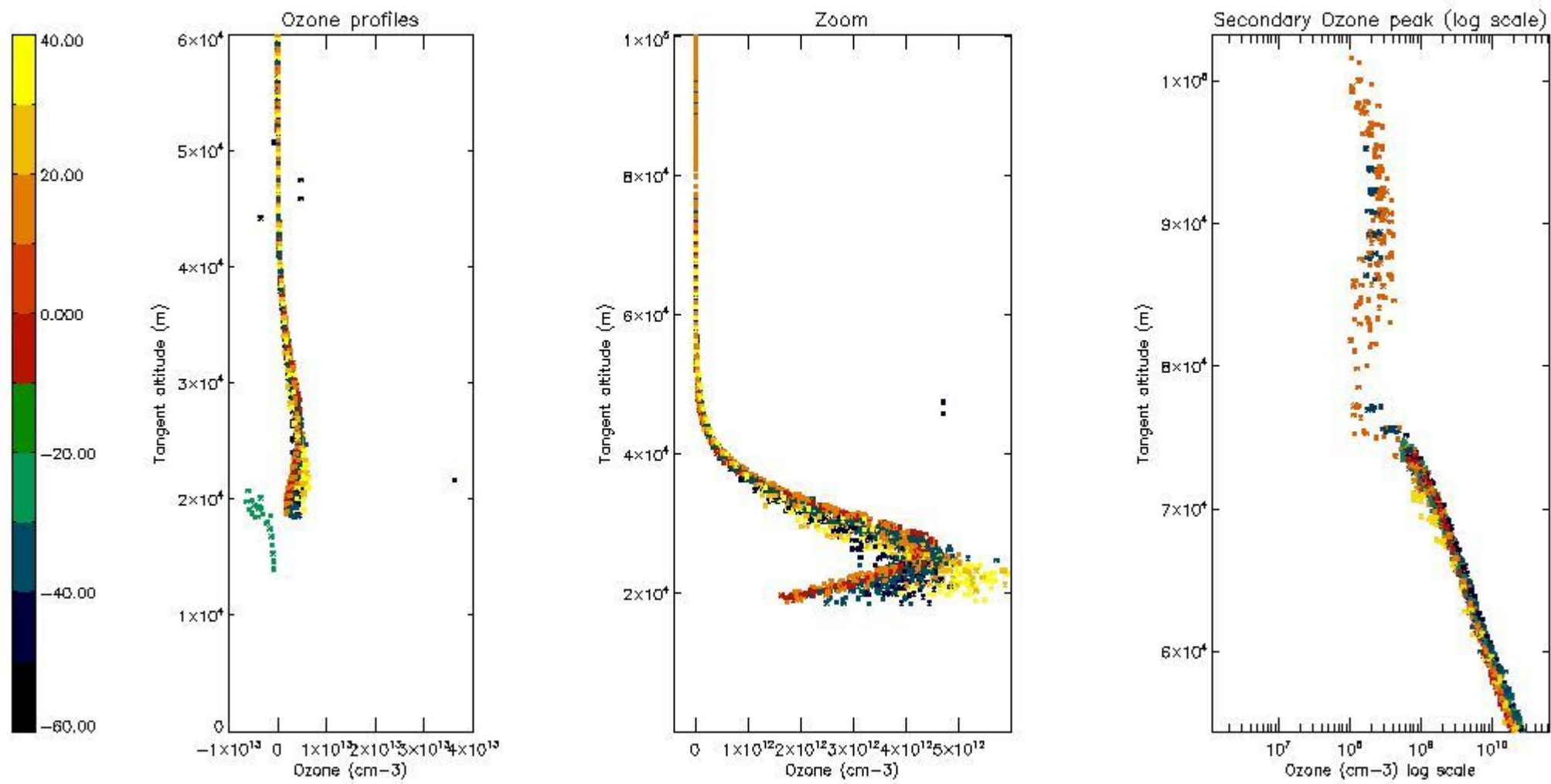
5.3 Plot ozone profiles where STD < 20% (dark without errors)

The colorbar represents the latitude.



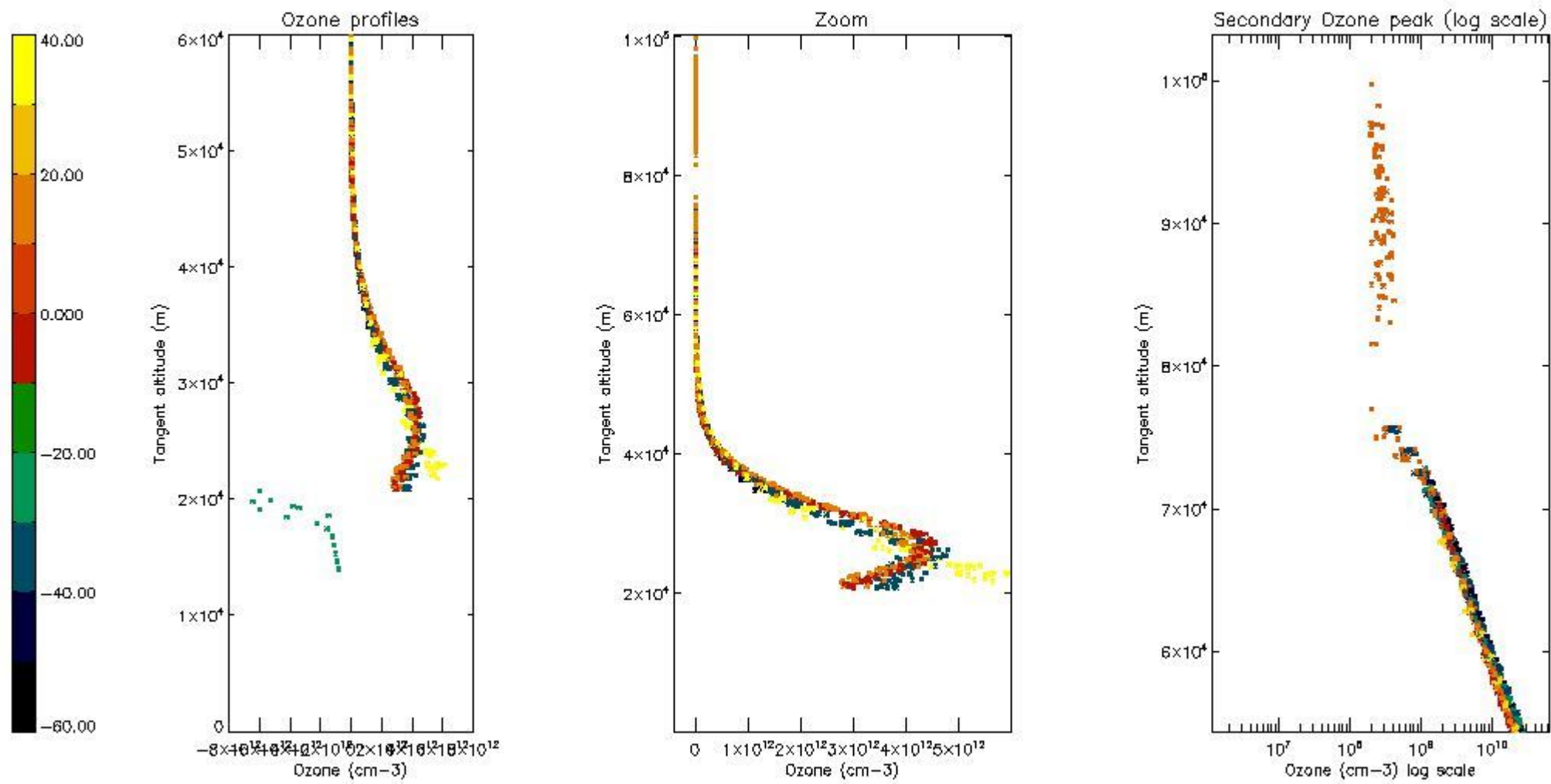
5.4 Plot ozone profiles where STD < 10% (dark without errors)

The colorbar represents the latitude.



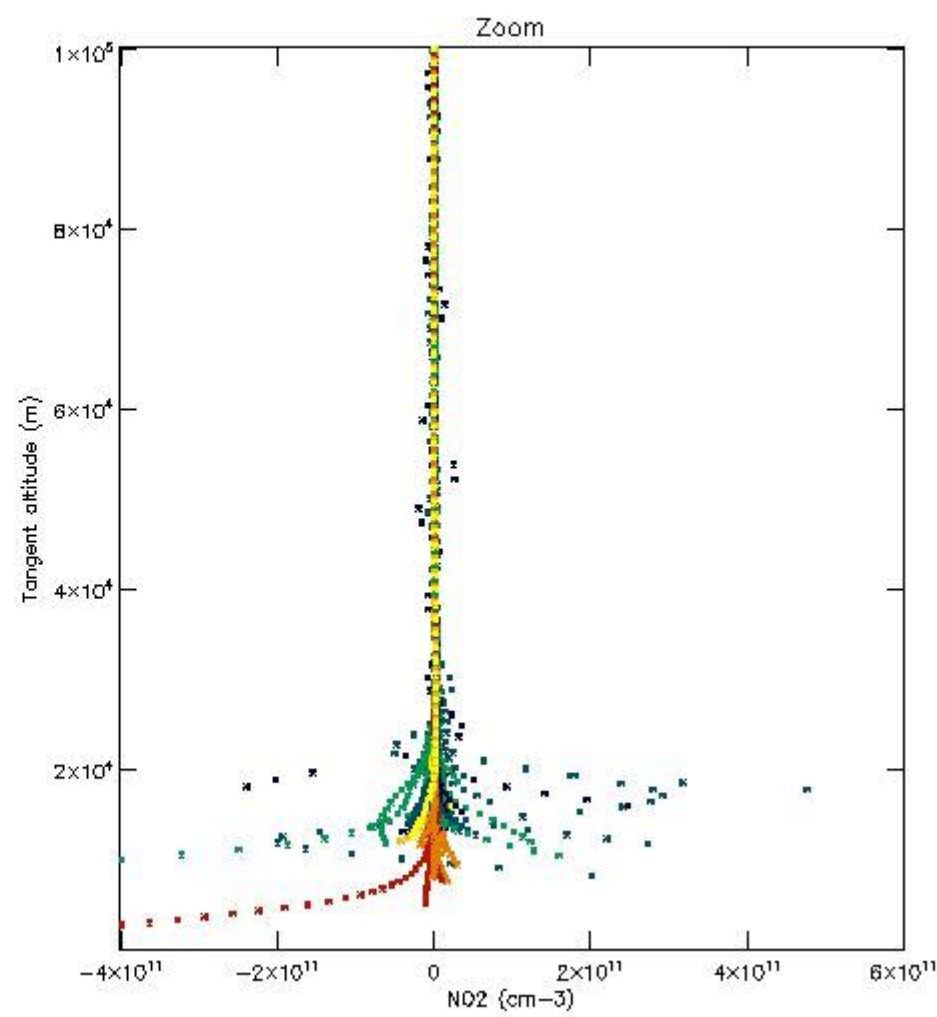
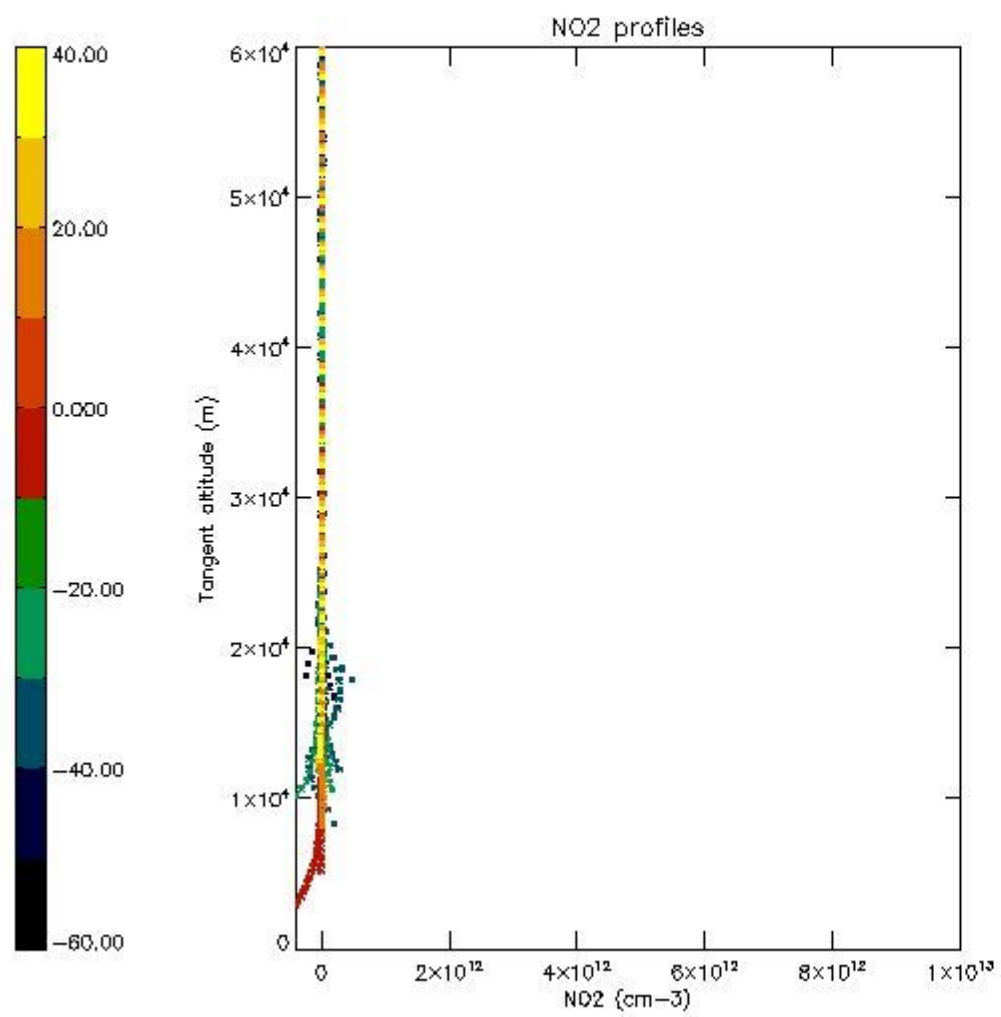
5.5 Plot ozone profiles where STD < 5% (dark without errors)

The colorbar represents the latitude.



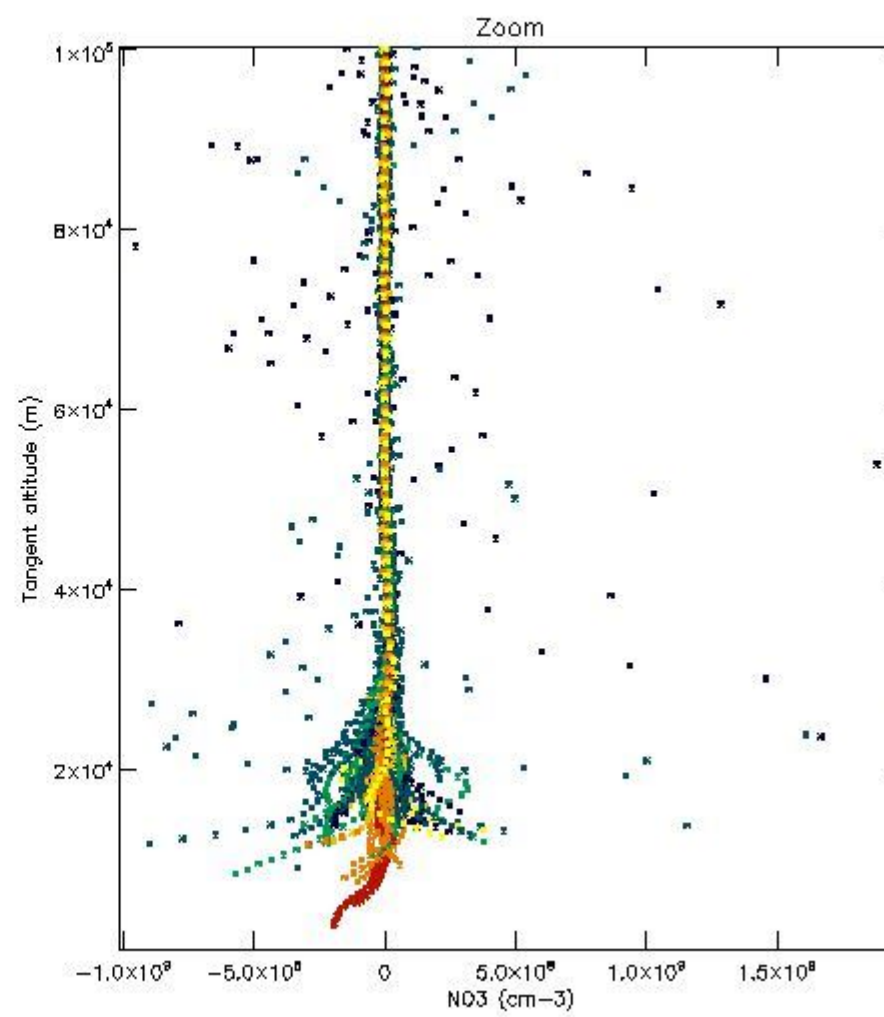
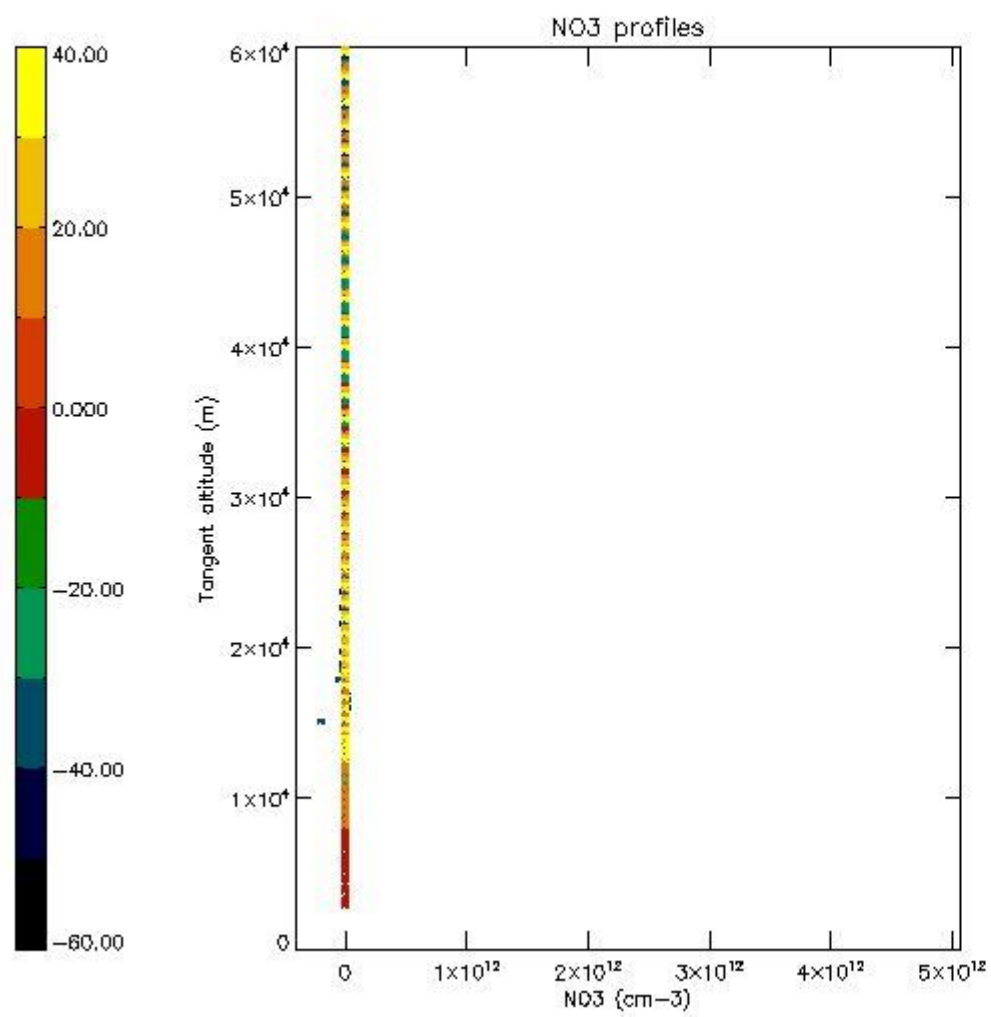
5.6 Plot NO₂ profiles for all STD (dark without errors)

The colorbar represents the latitude.



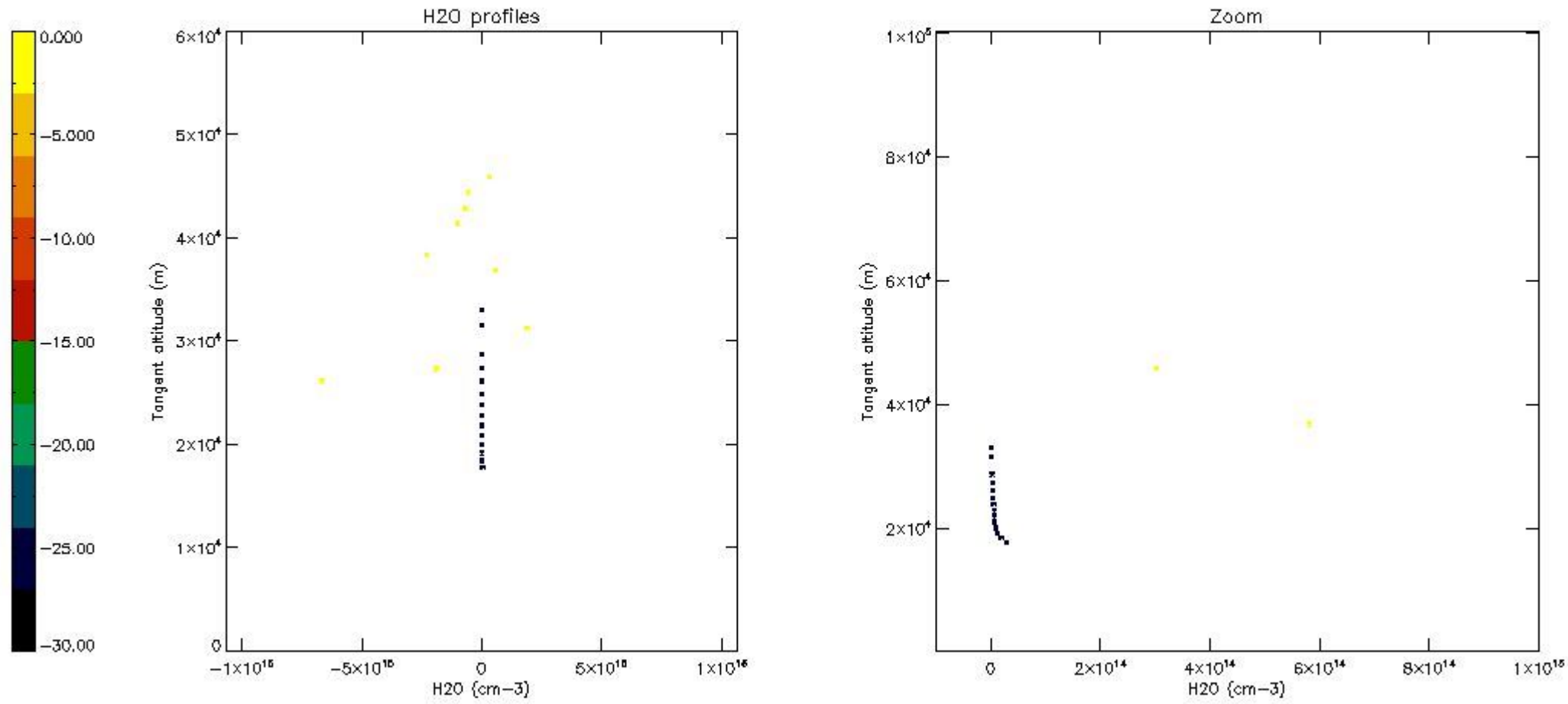
5.7 Plot NO3 profiles for all STD (dark without errors)

The colorbar represents the latitude.



5.8 Plot H₂O profiles for all STD (only for occultations of stars 1,2,3,4,13,14,16,26,63 dark without errors)

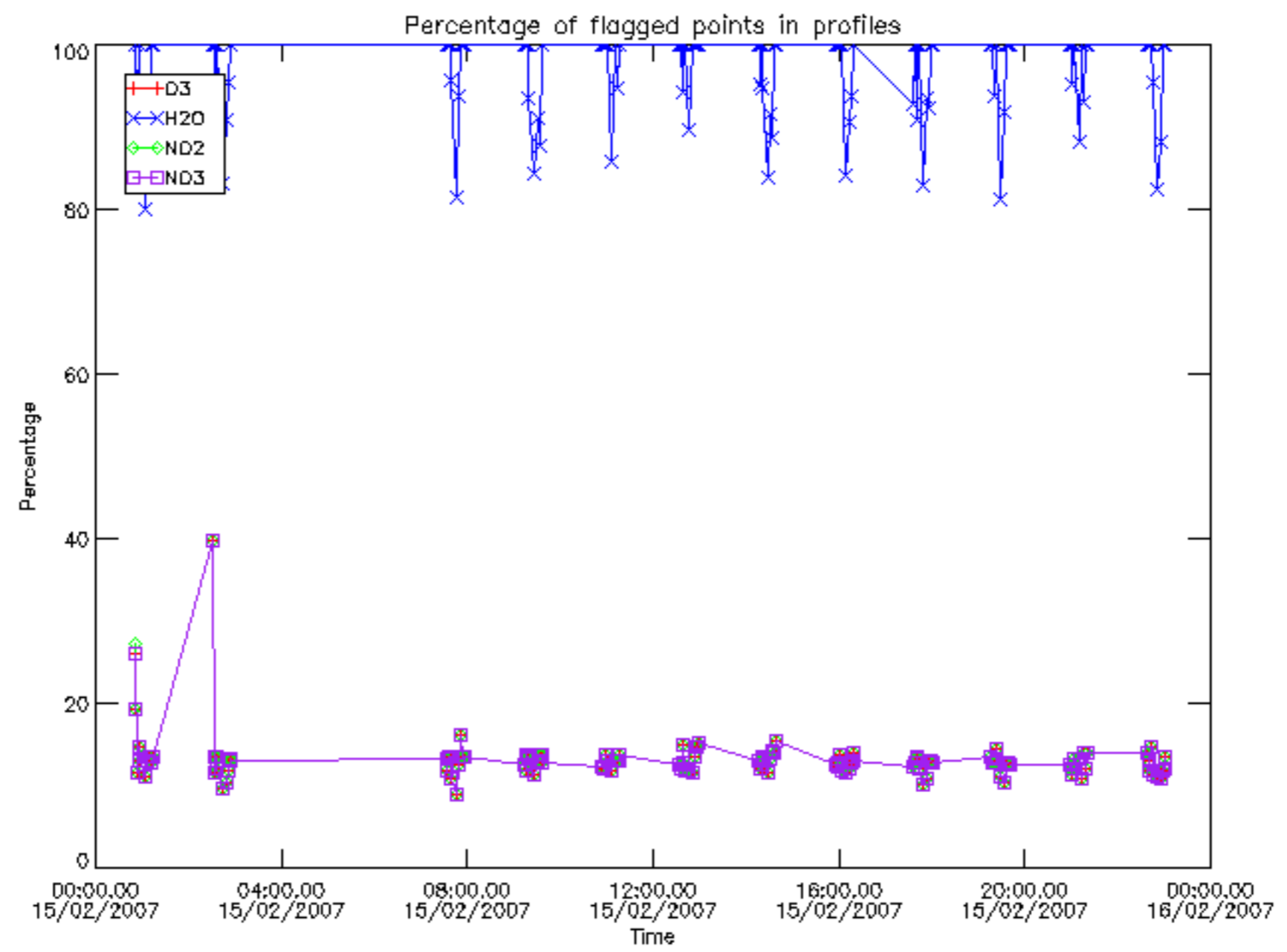
The colorbar represents the latitude.



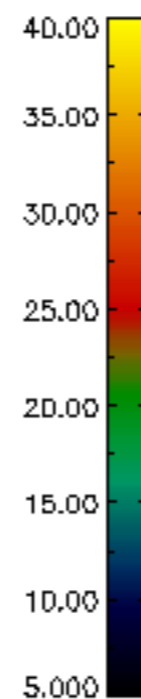
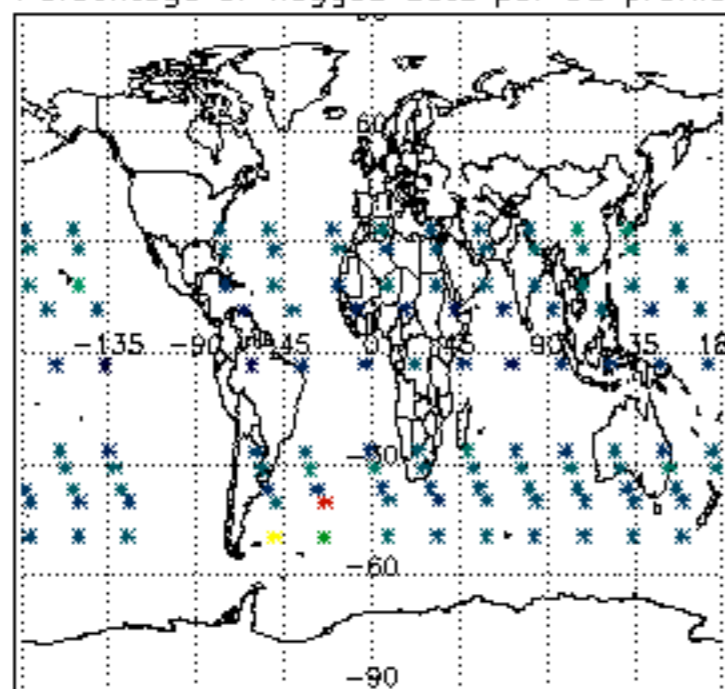
6. Auxiliary Data Files used for the production reported in section 2

The number reported in the third column indicates since which file (see list in section 2) the corresponding auxiliary file has been used. The fourth column is the date of those product files.

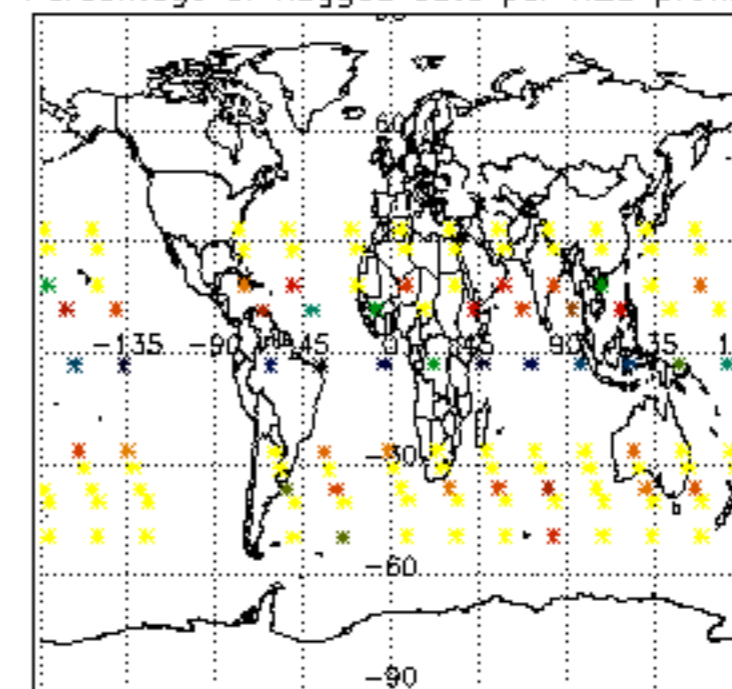
Type	Auxiliary Filename	Used since product	Used since product date
INST_PHYS_CHARACTERISTICS	GOM_INS_AXVIEC20091111_143220_20030716_120000_20500101_000000	1	15-FEB-2007 00:14:20
LEVEL-2_PROC_CONFIG	GOM_PR2_AXVIEC20091111_152718_20020301_000000_20500101_000000	1	15-FEB-2007 00:14:20
CROSS_SECTIONS_FILE	GOM_CRS_AXVIEC20091111_154832_20020301_000000_20500101_000000	1	15-FEB-2007 00:14:20



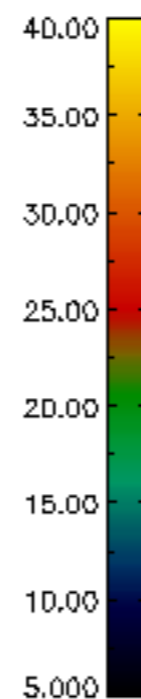
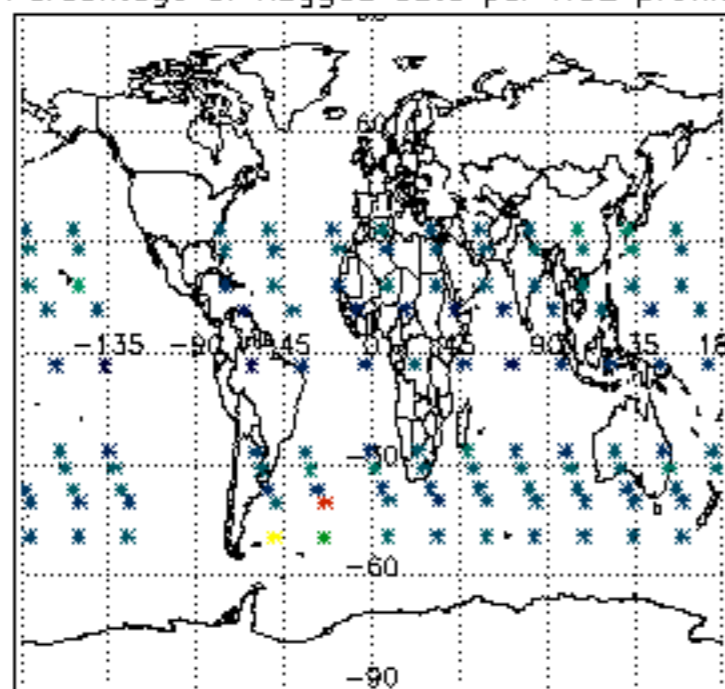
Percentage of flagged data per D3 profile



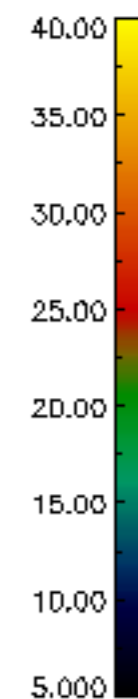
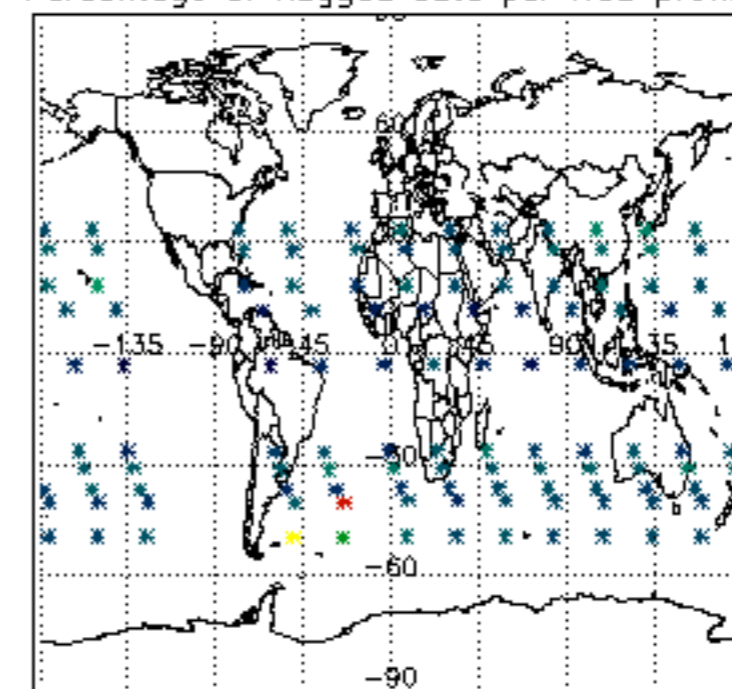
Percentage of flagged data per H2O profile

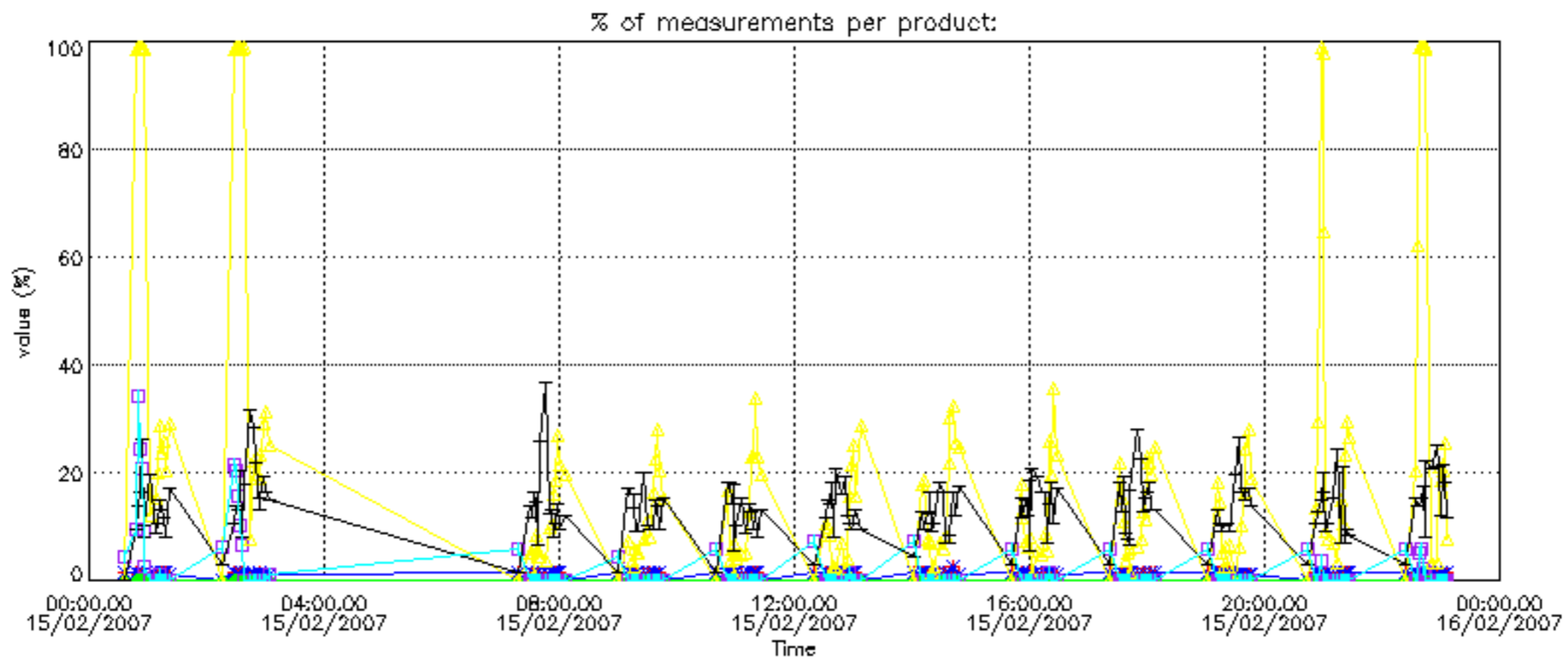


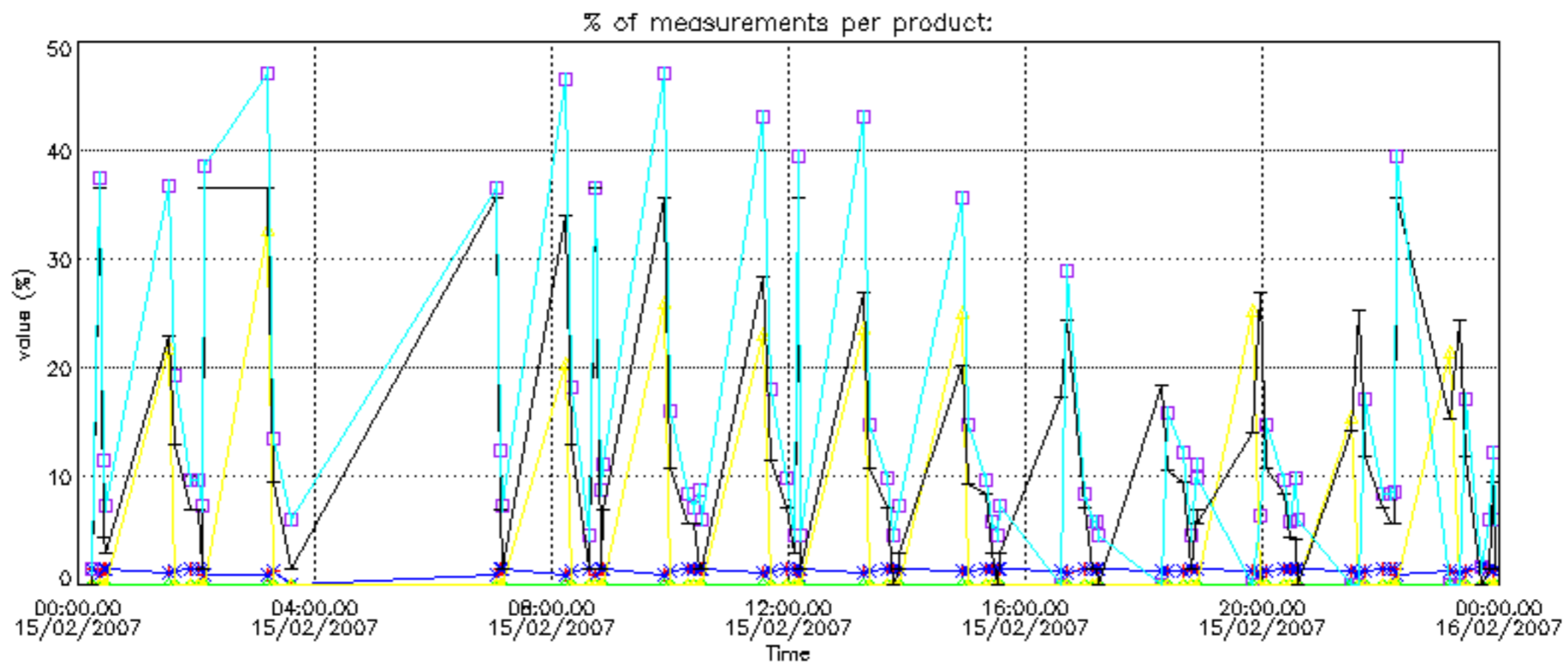
Percentage of flagged data per NO2 profile



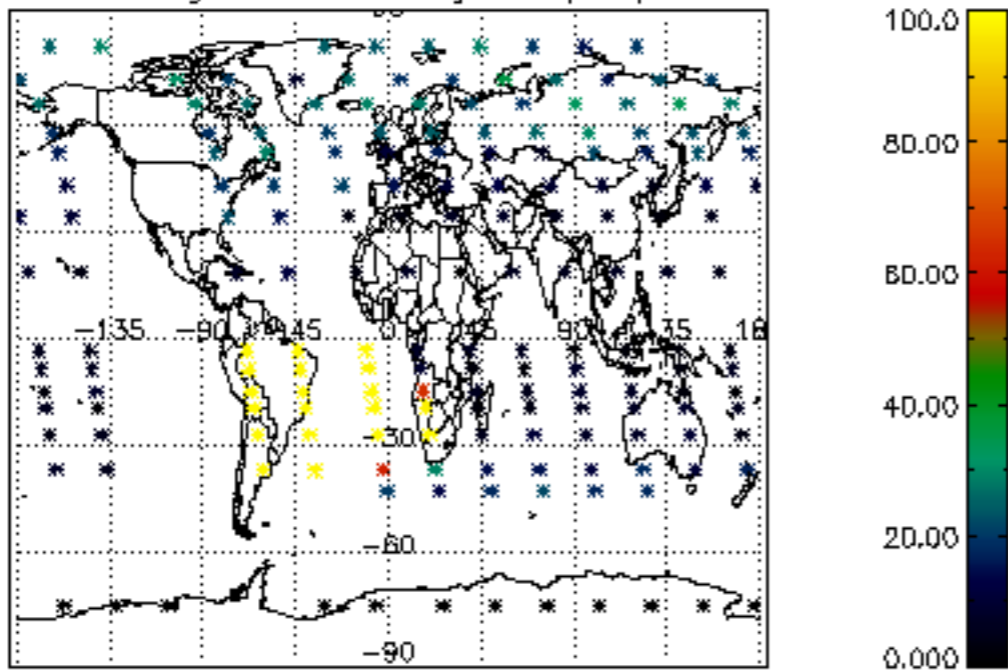
Percentage of flagged data per NO3 profile



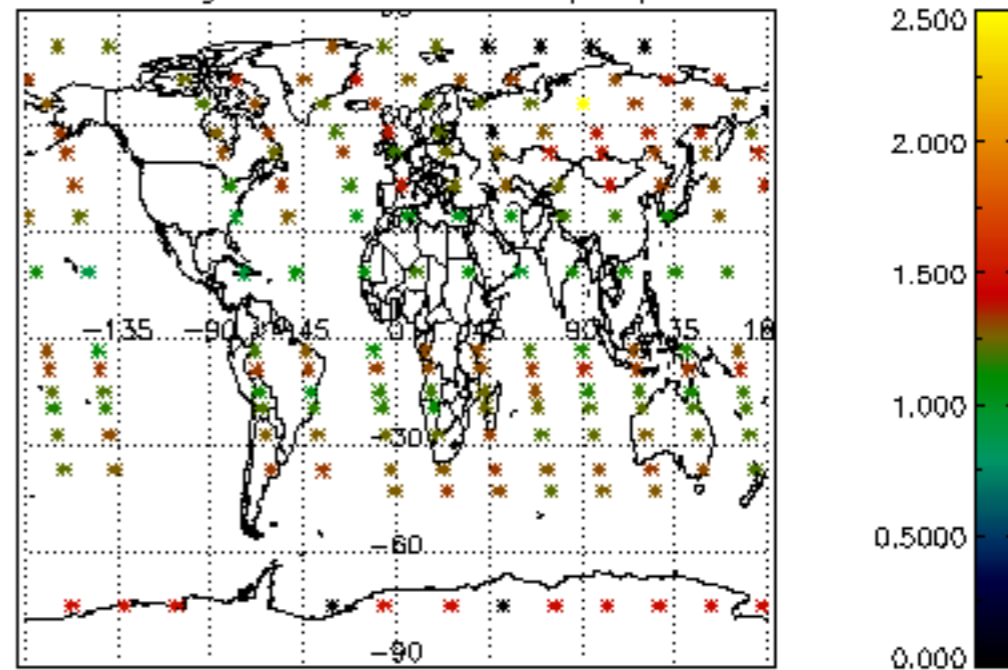




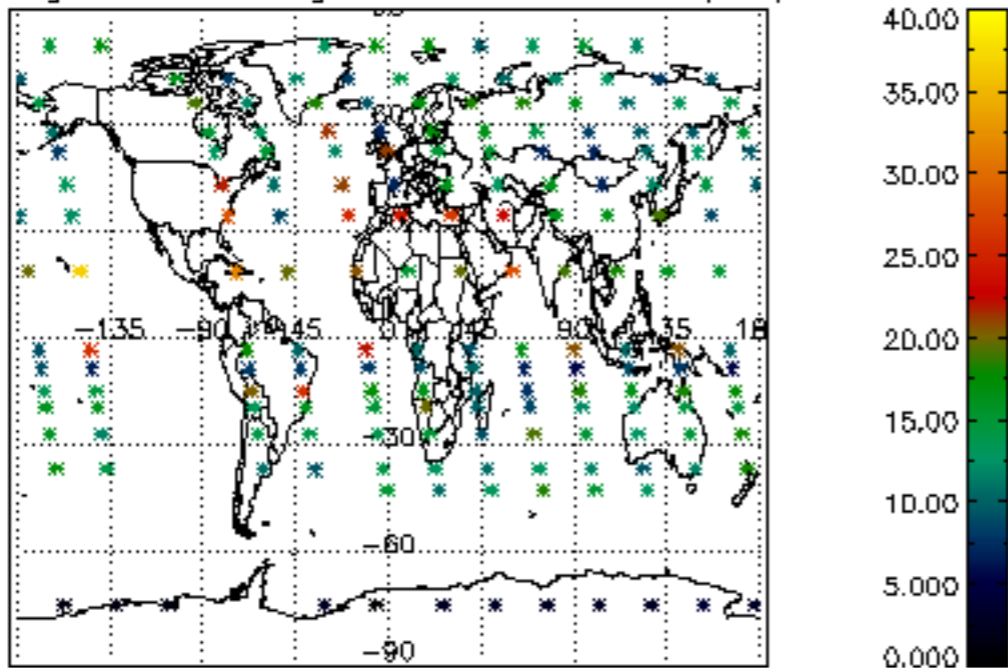
Percentage of cosmic ray hits per profile



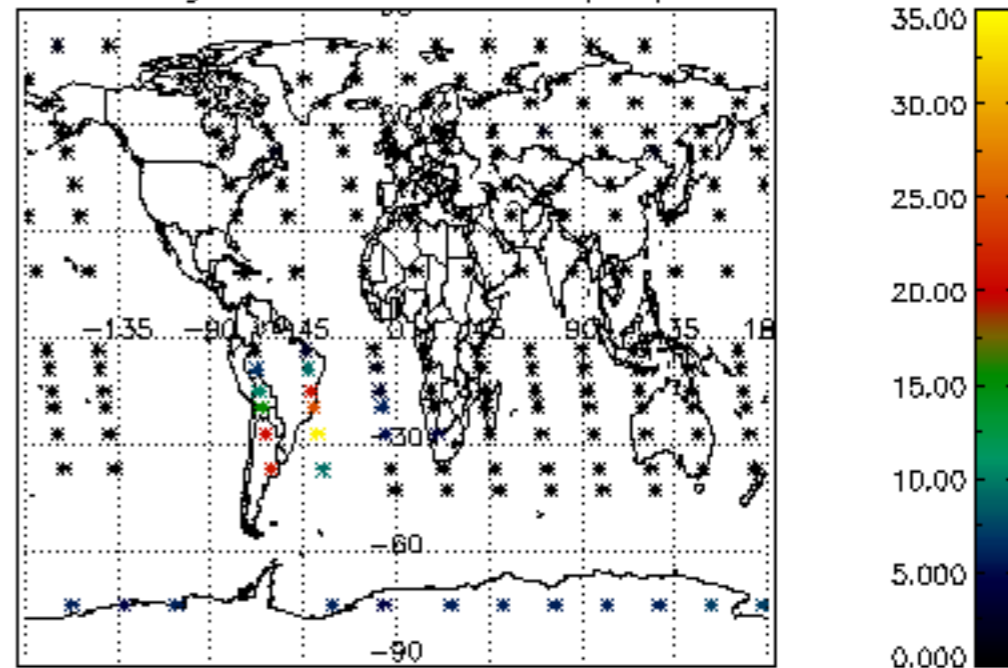
Percentage of datation errors per profile



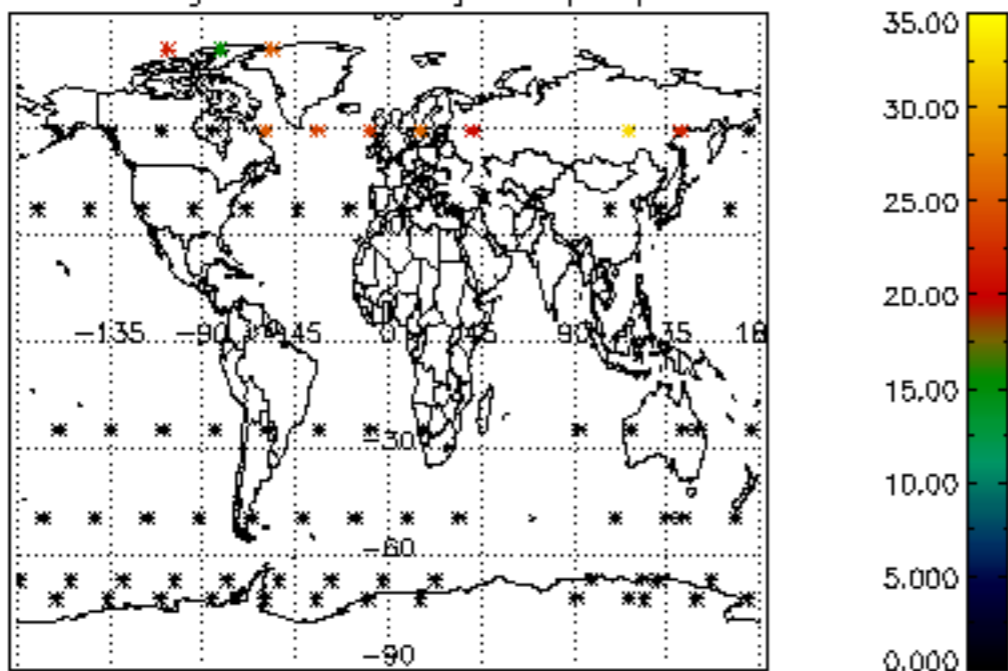
Percentage of star falling outside central band per profile



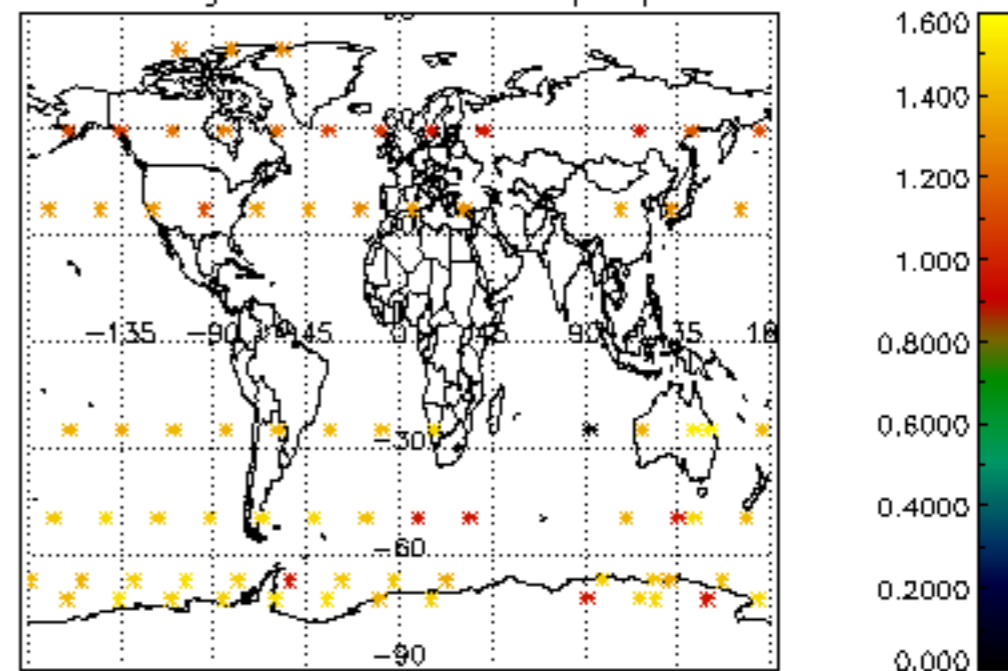
Percentage of saturation errors per profile



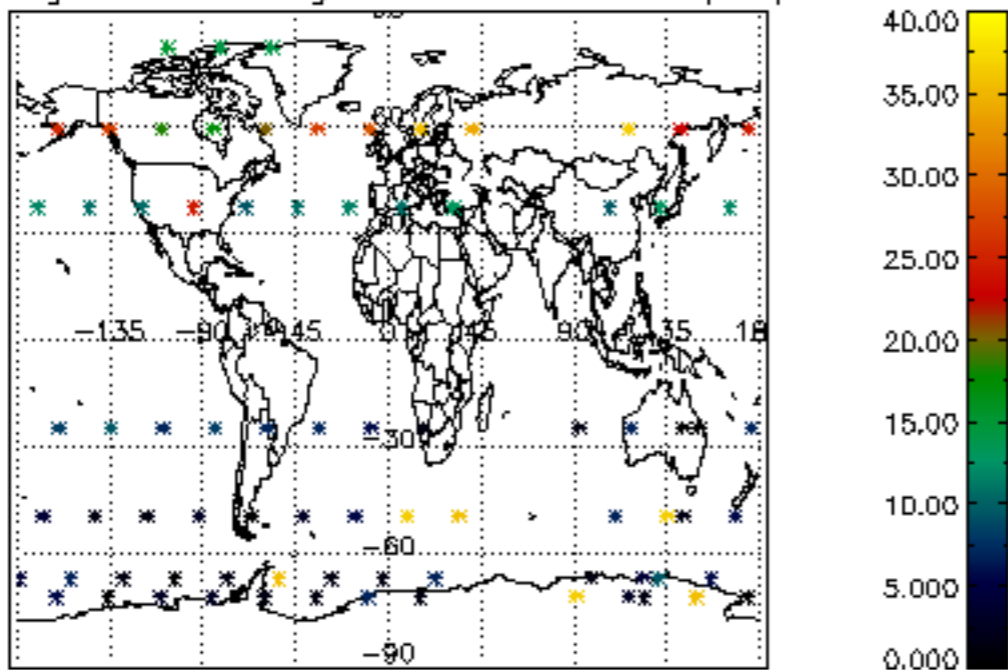
Percentage of cosmic ray hits per profile



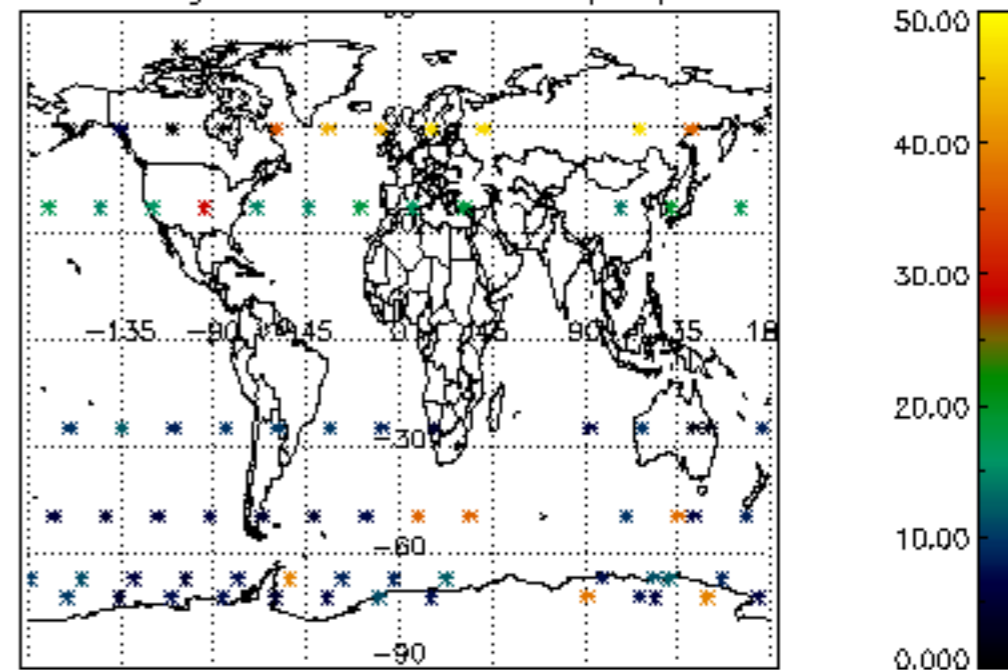
Percentage of datation errors per profile

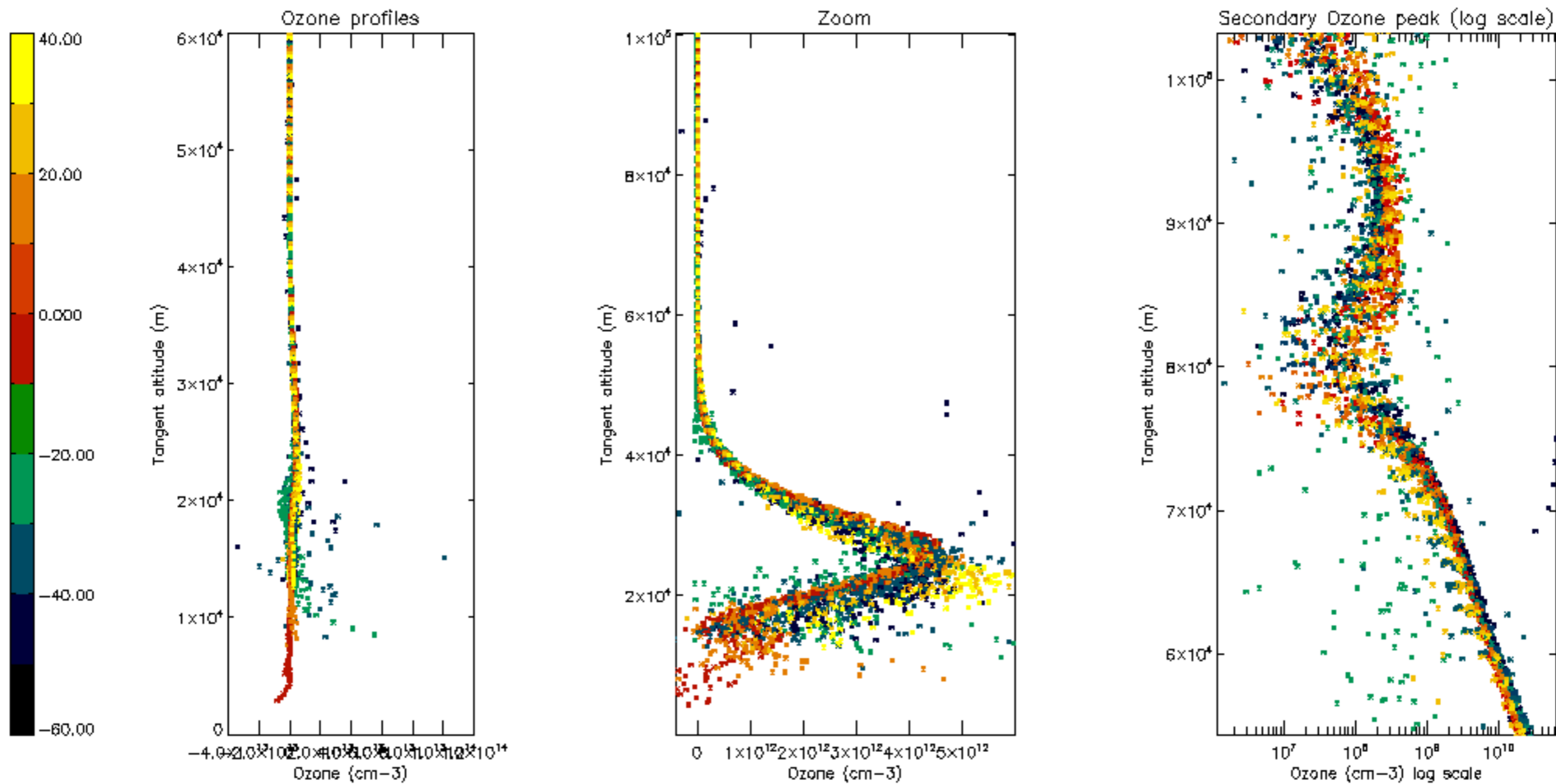


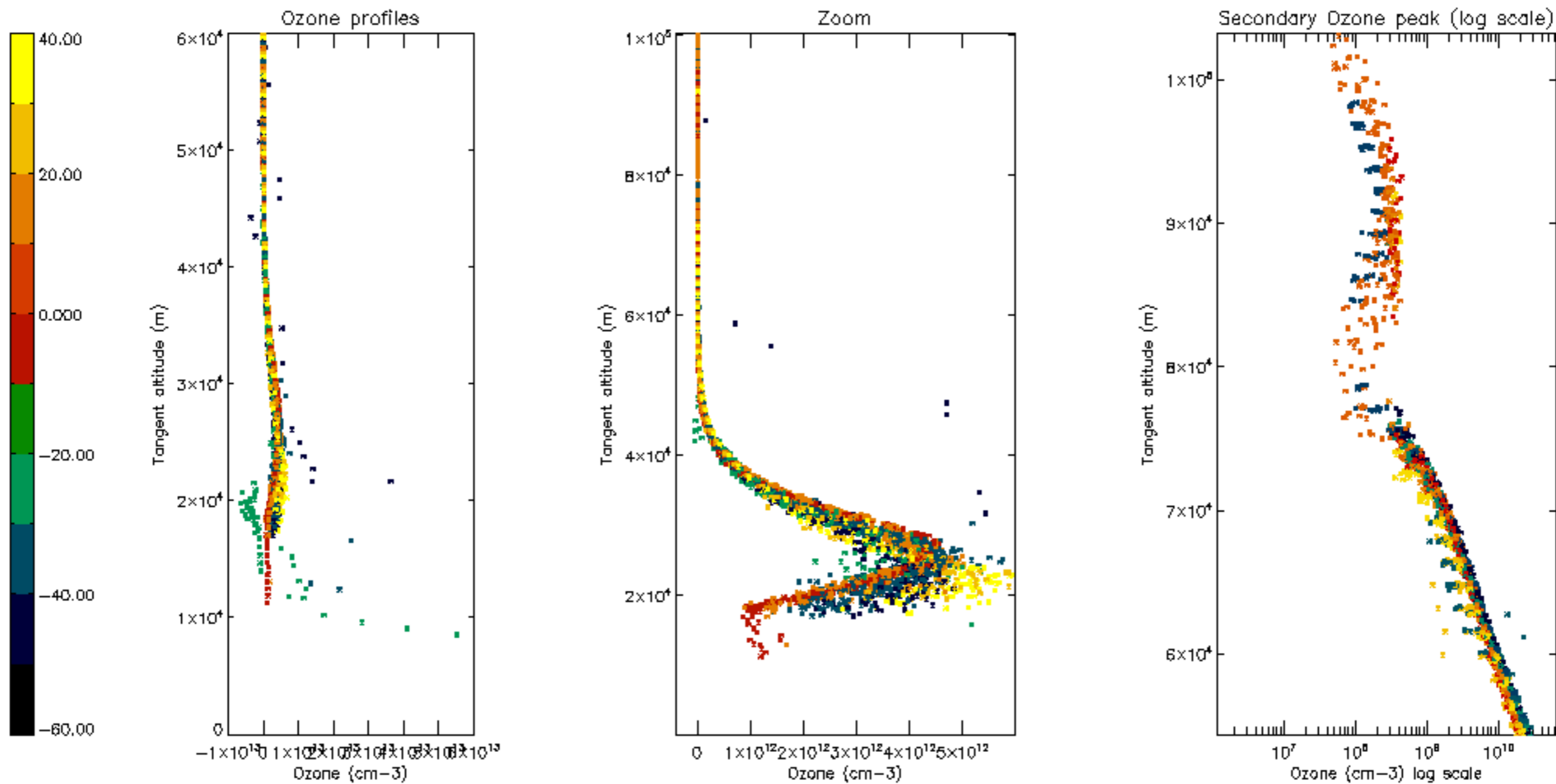
Percentage of star falling outside central band per profile

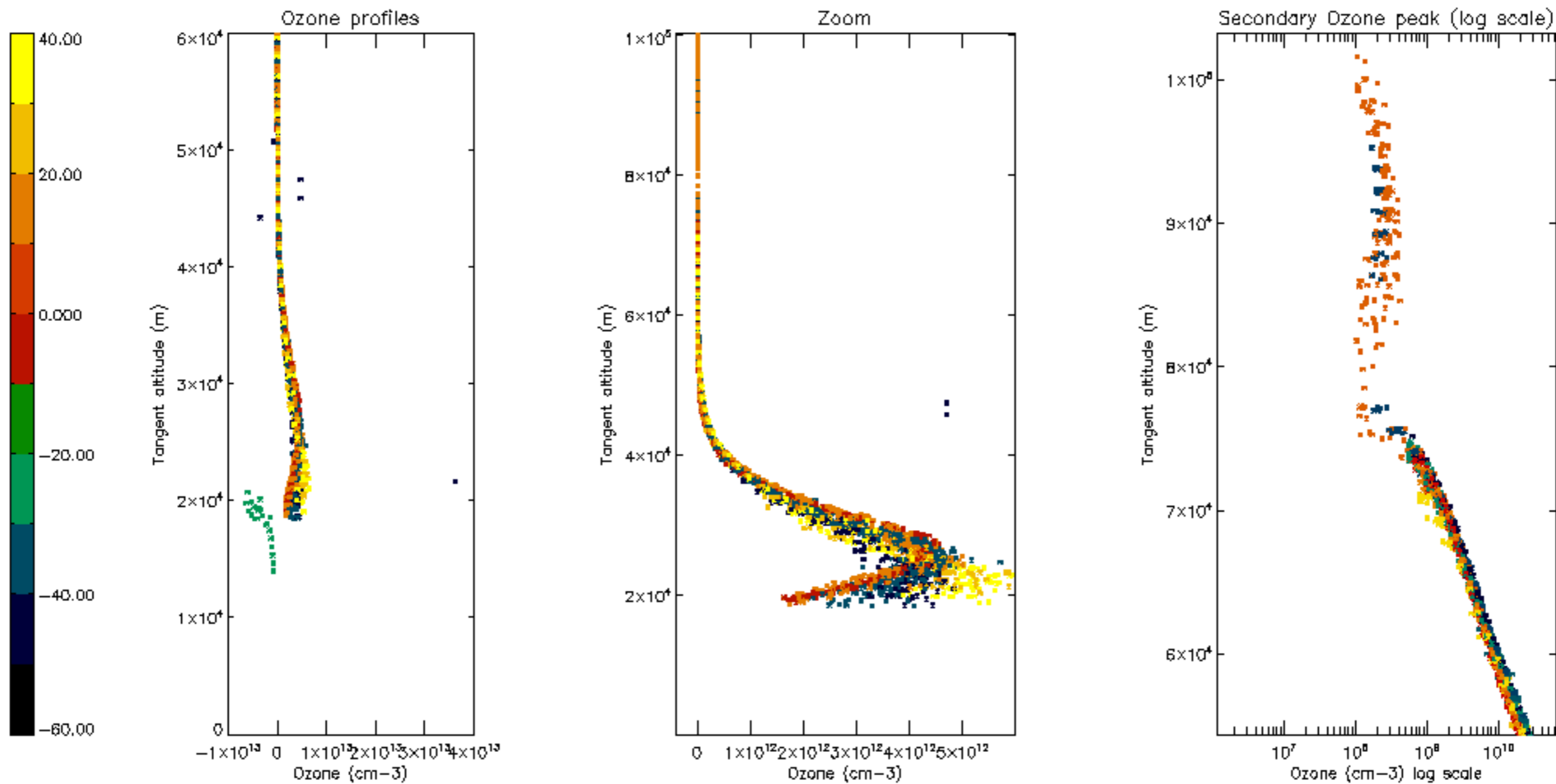


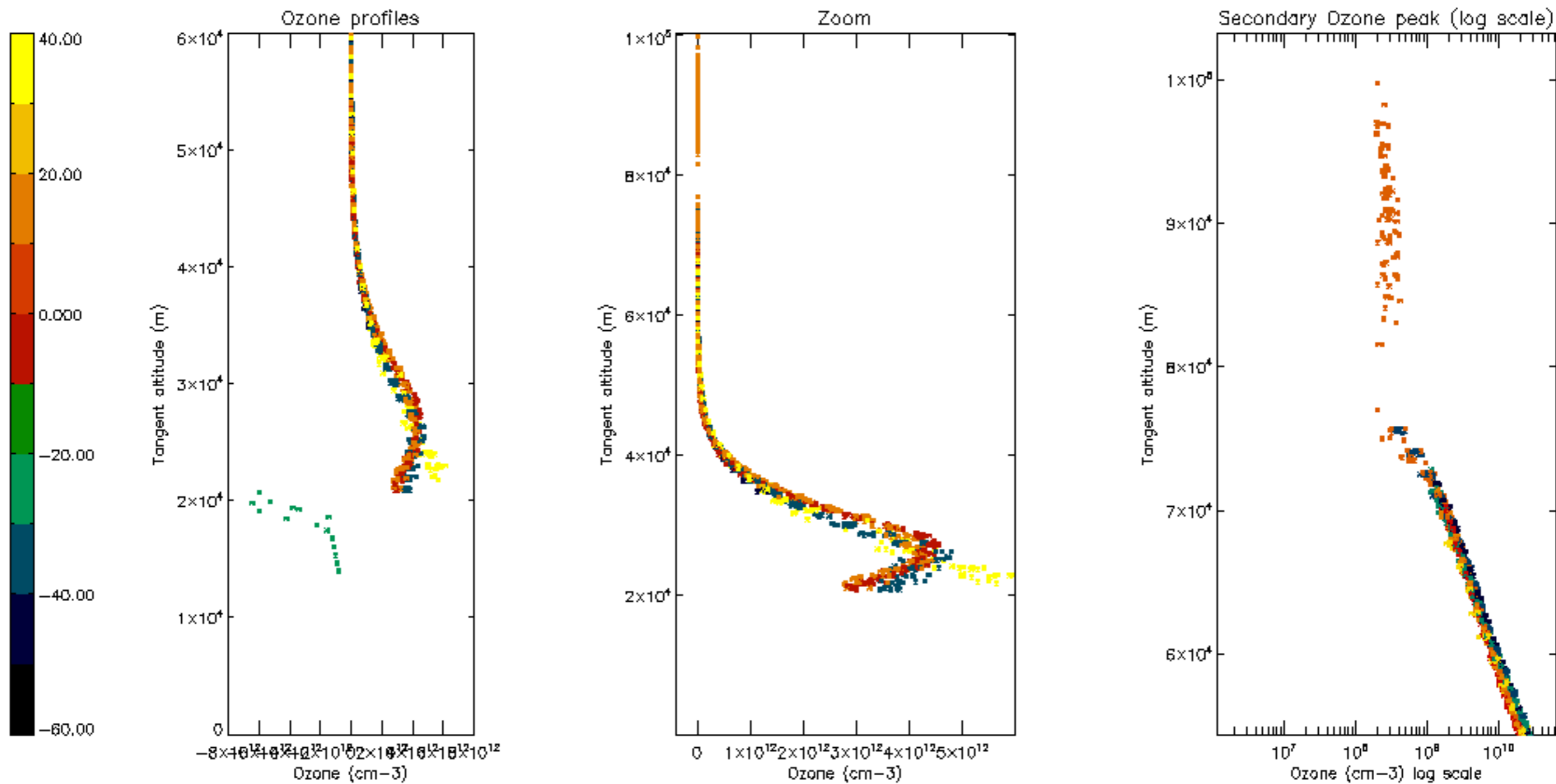
Percentage of saturation errors per profile

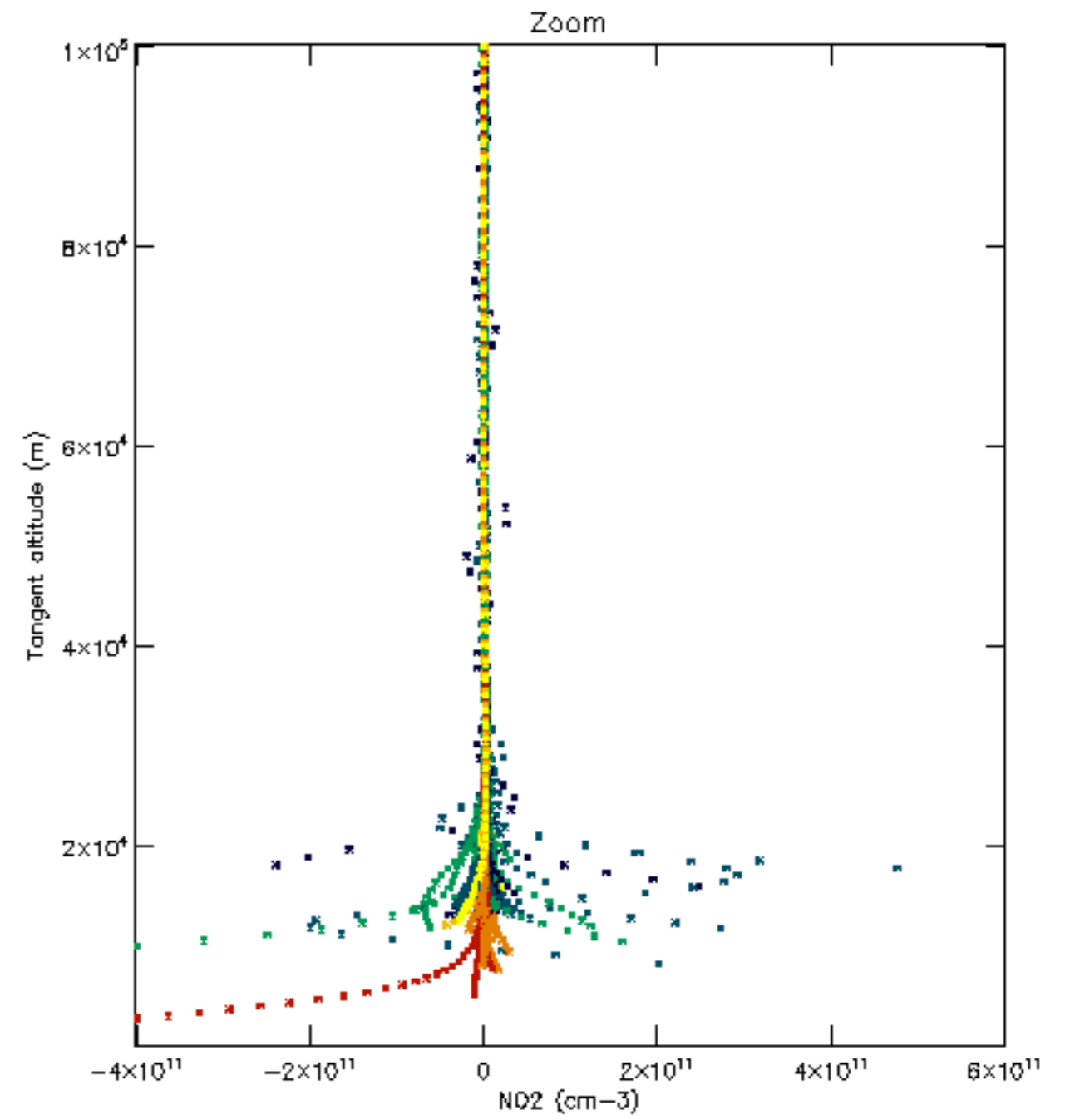
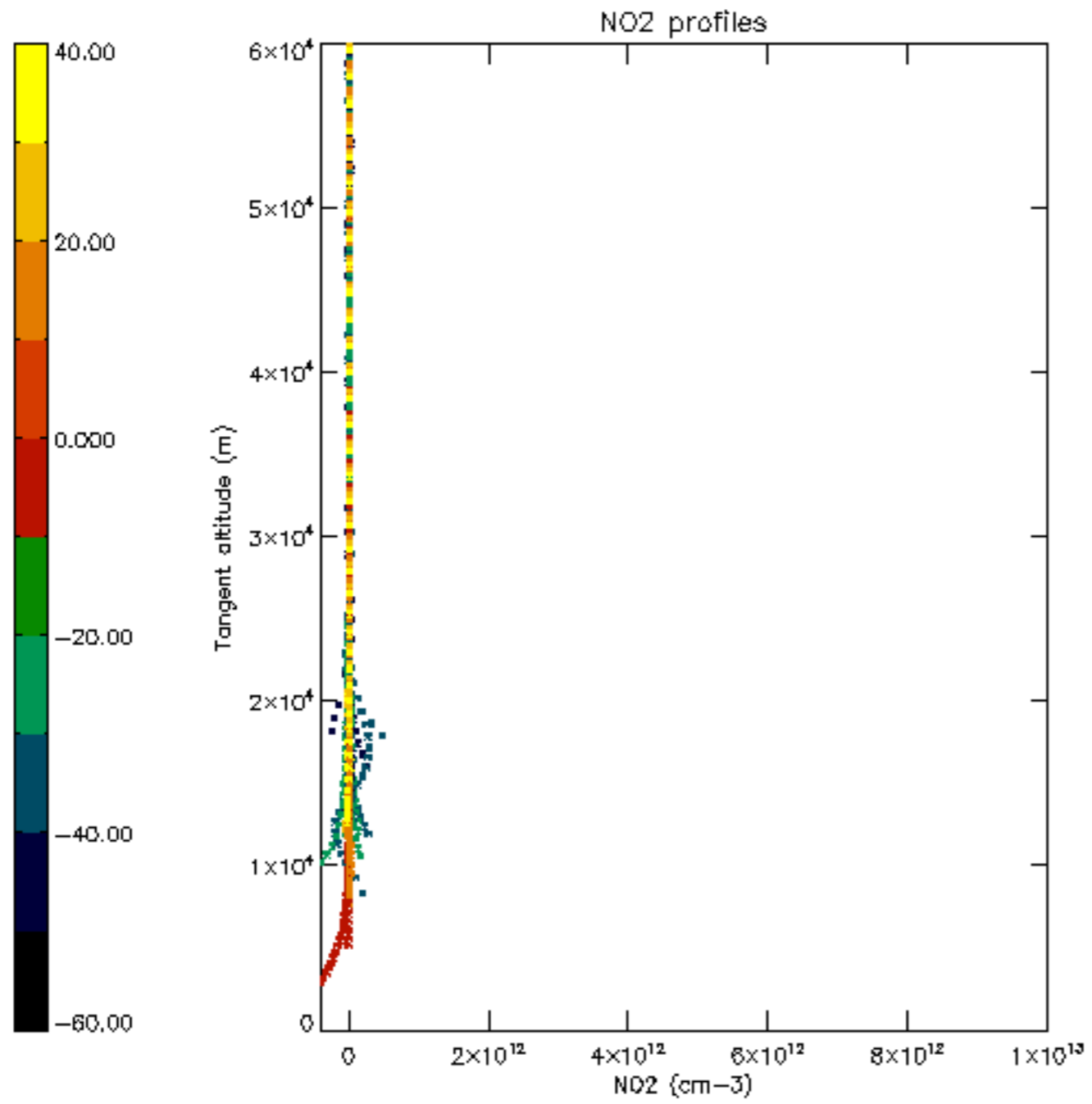


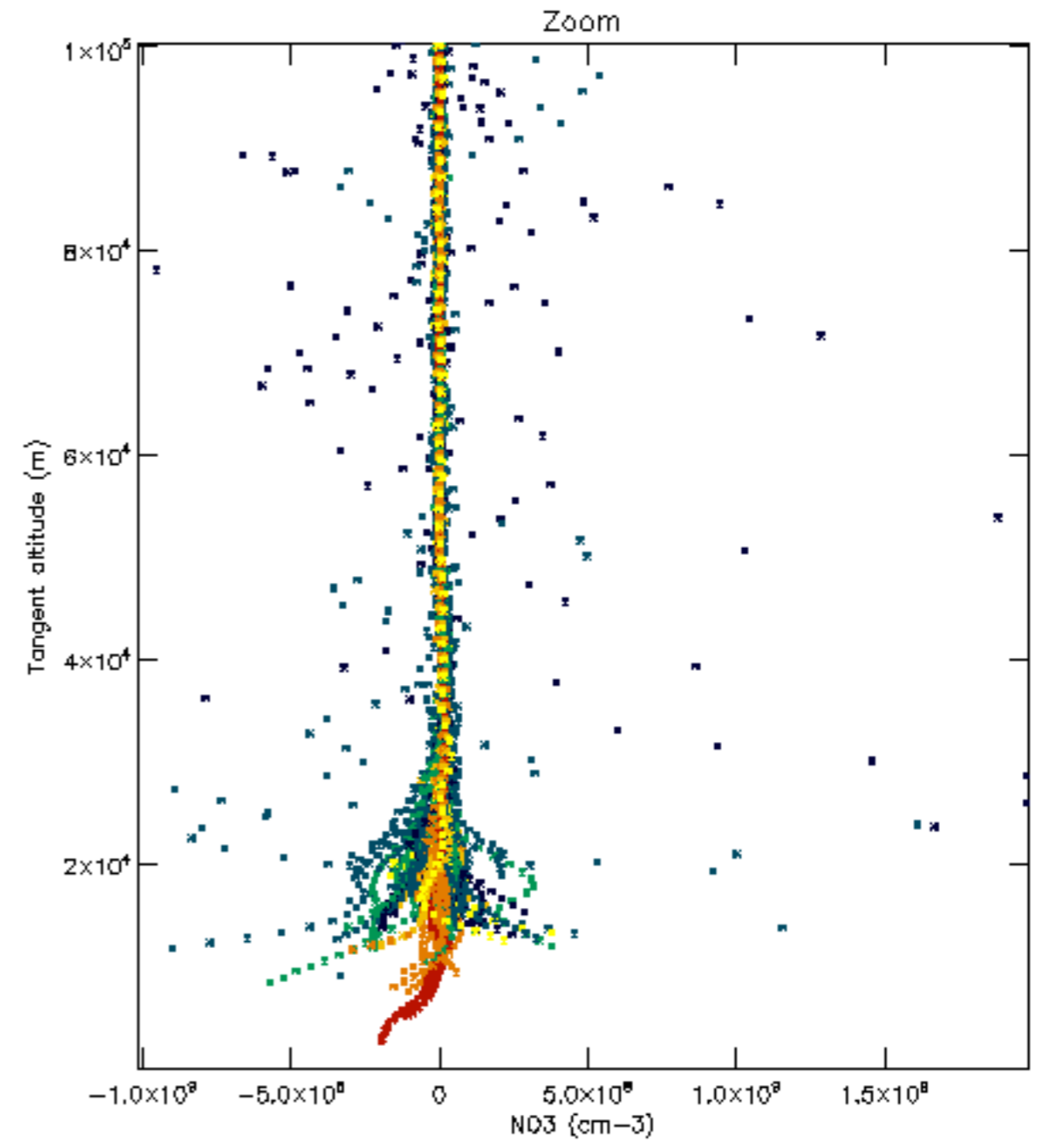
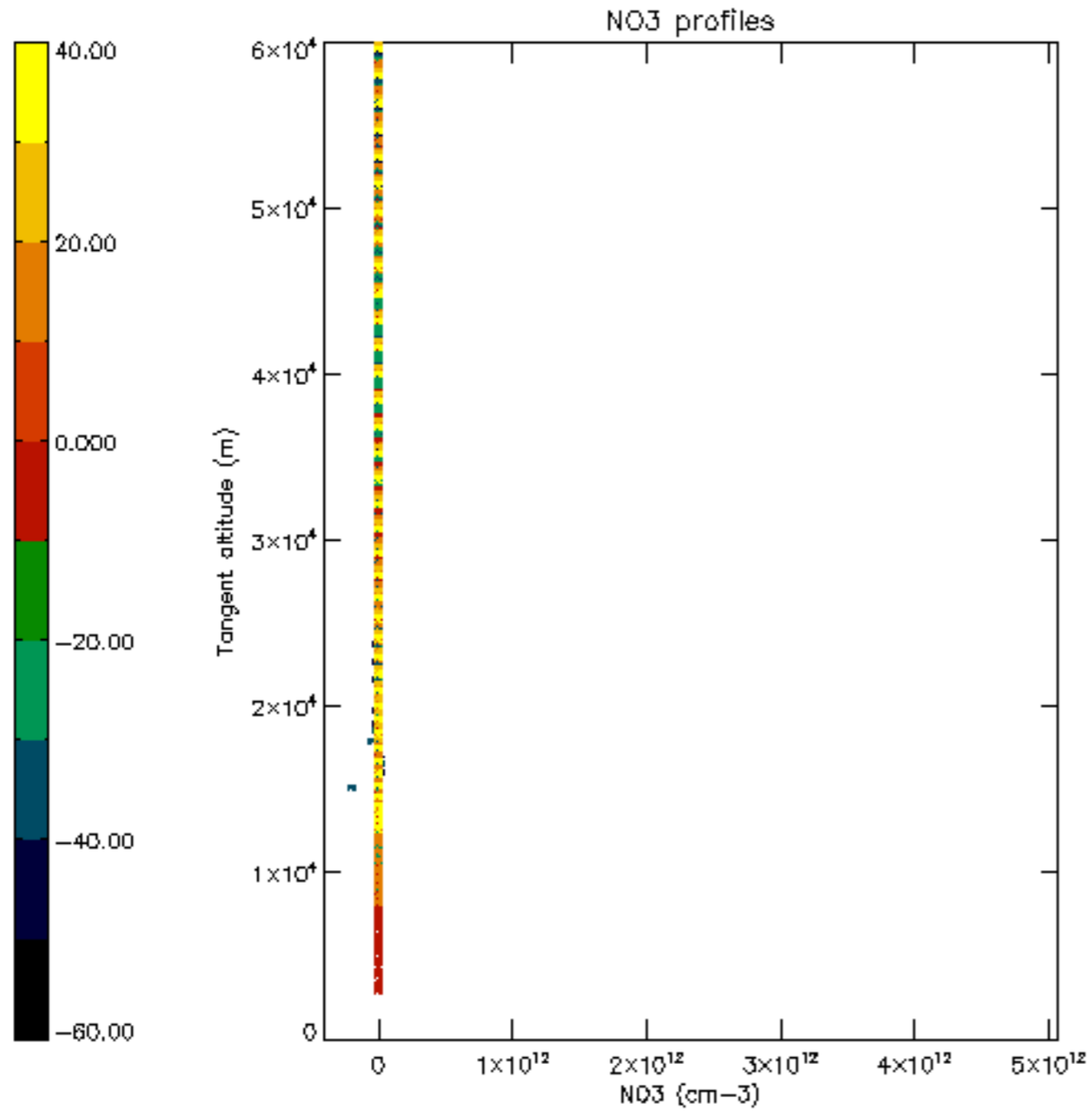


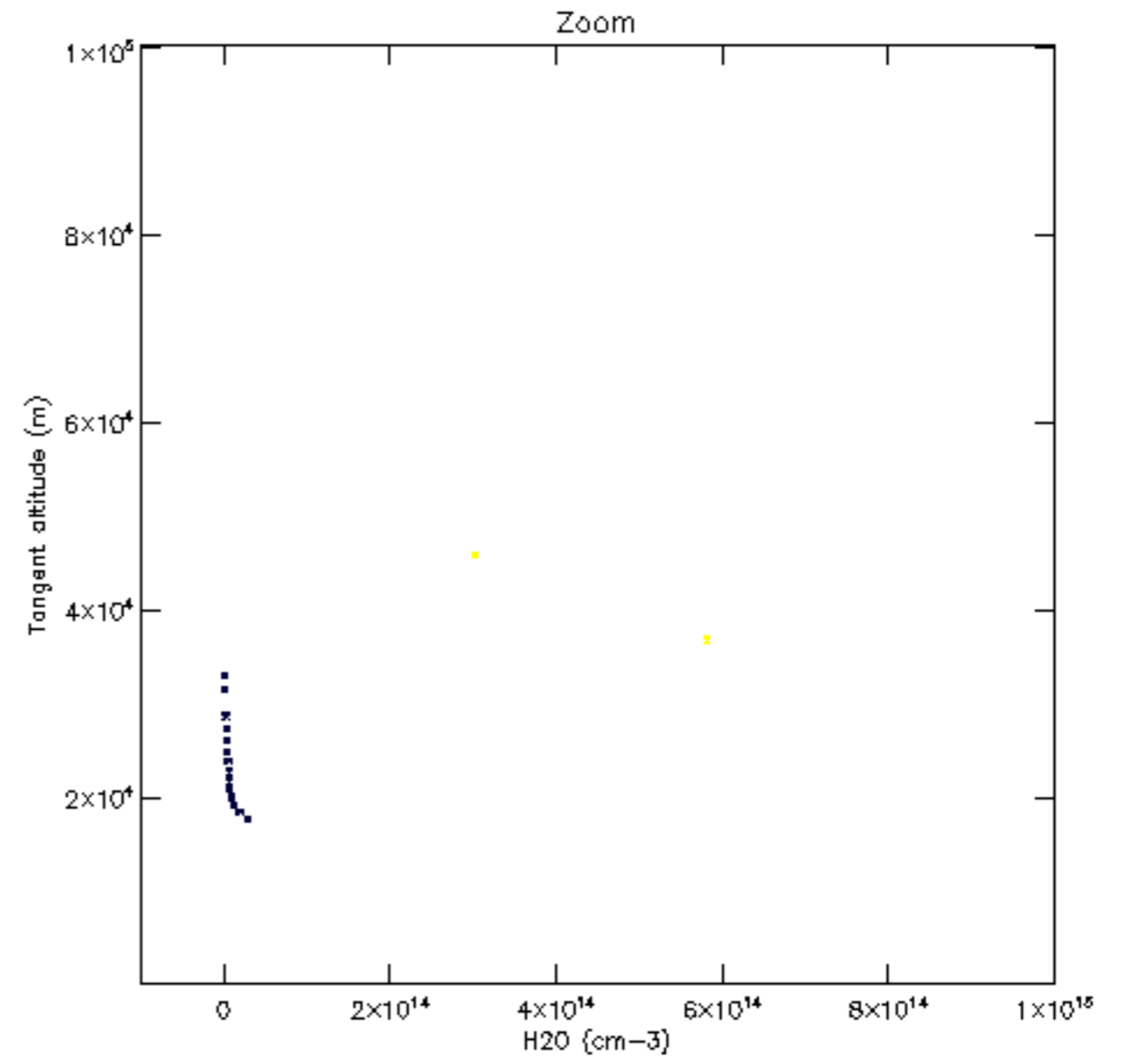
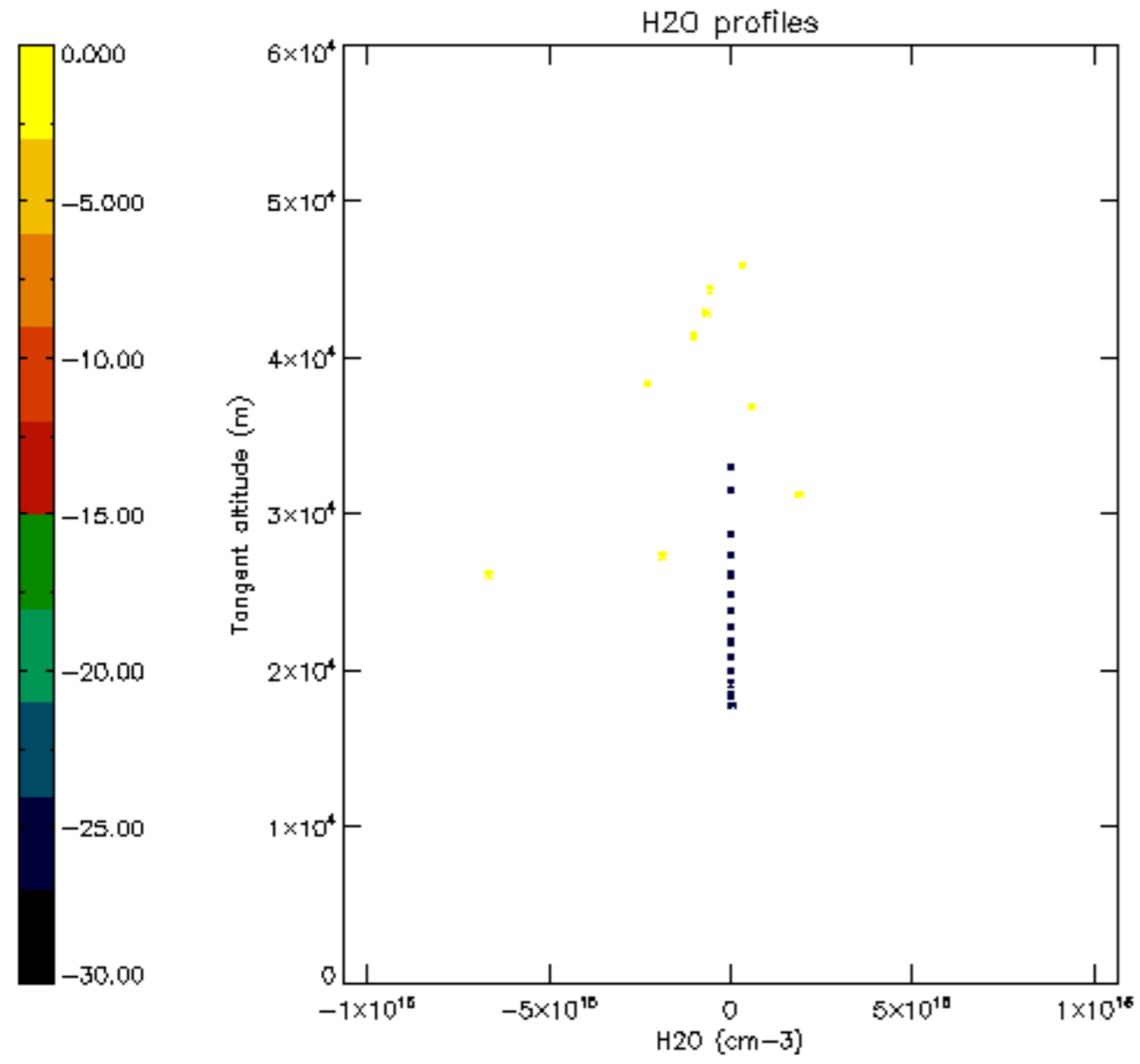


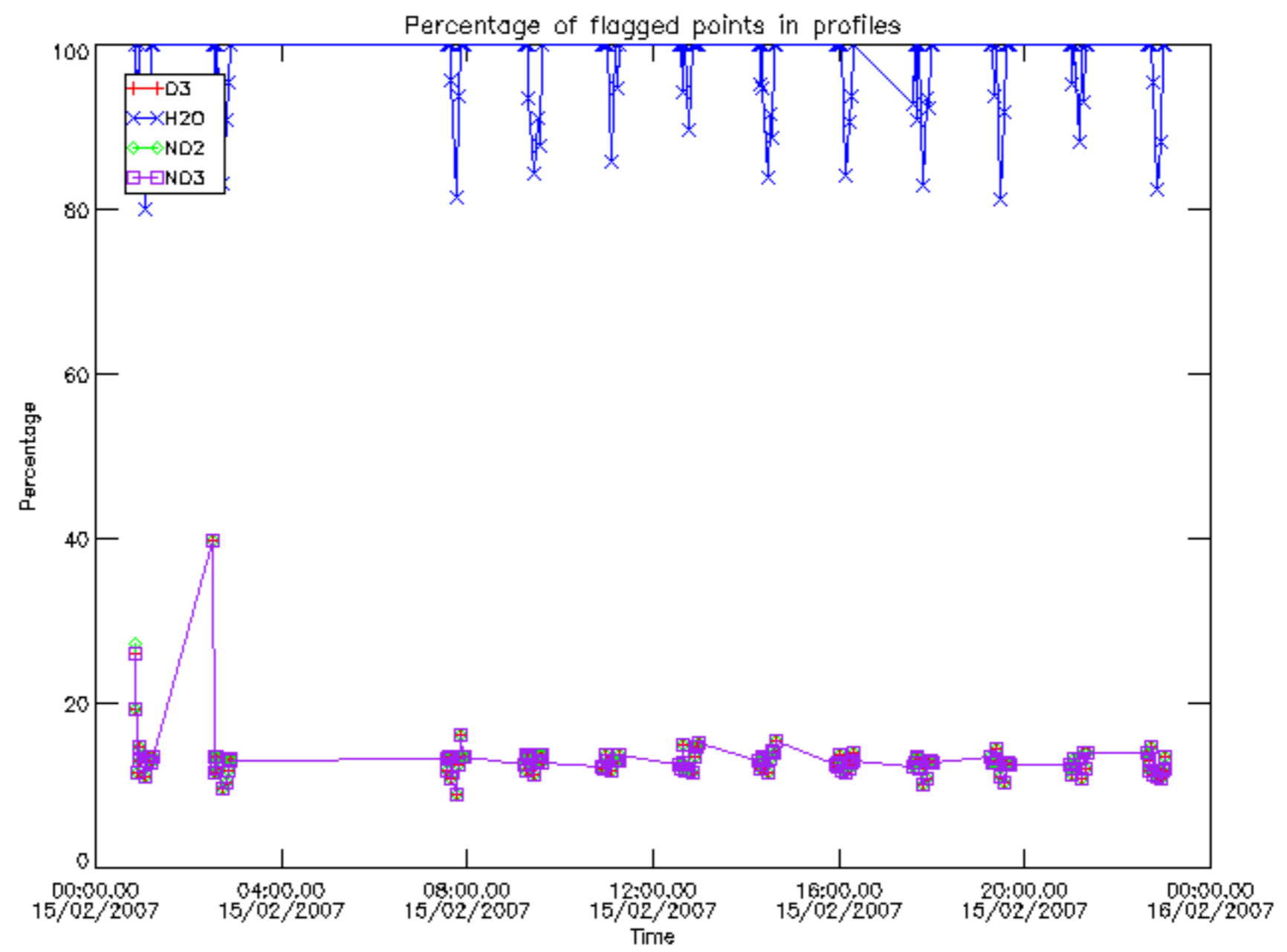




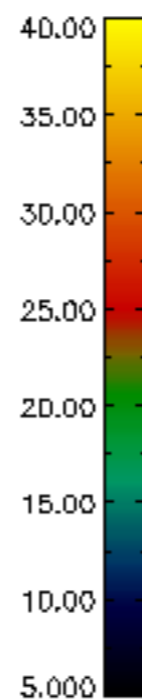
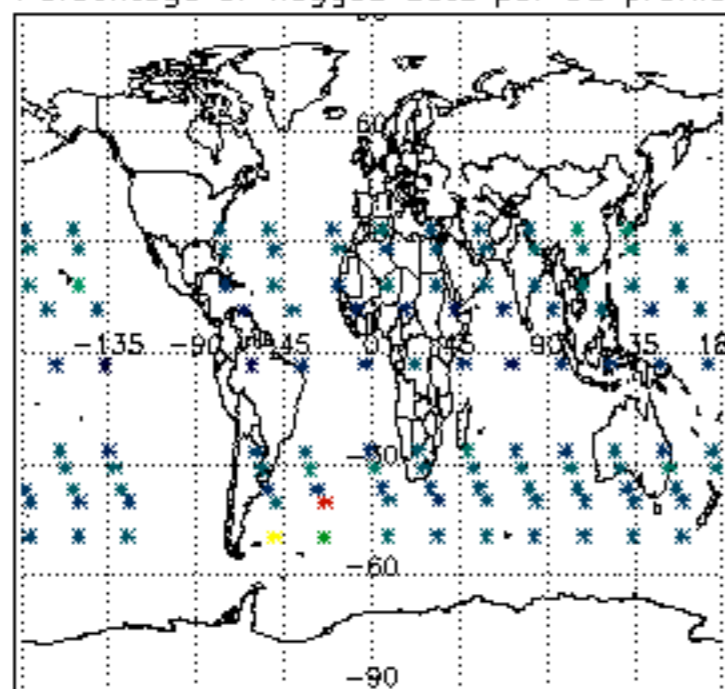




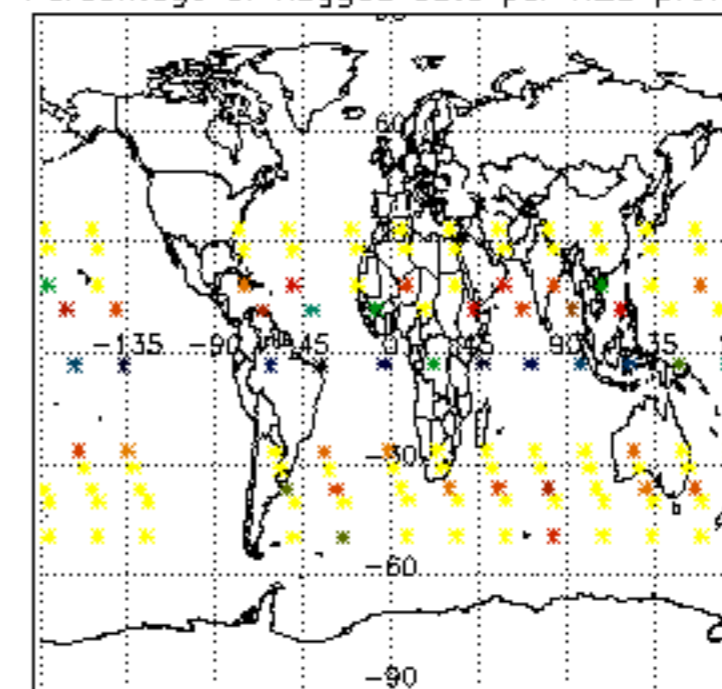




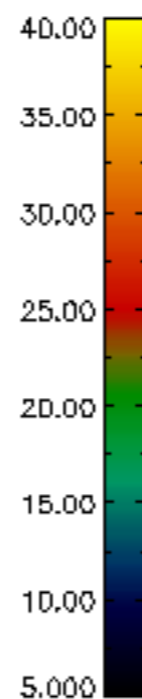
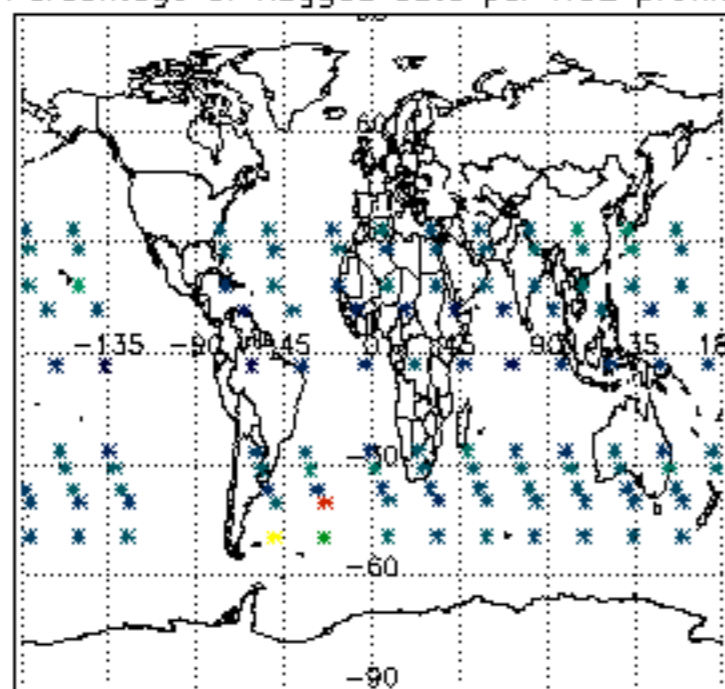
Percentage of flagged data per D3 profile



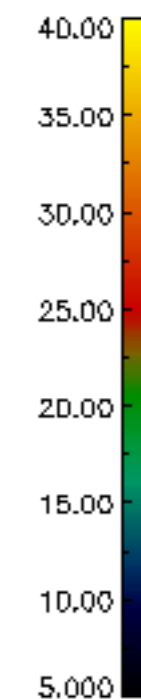
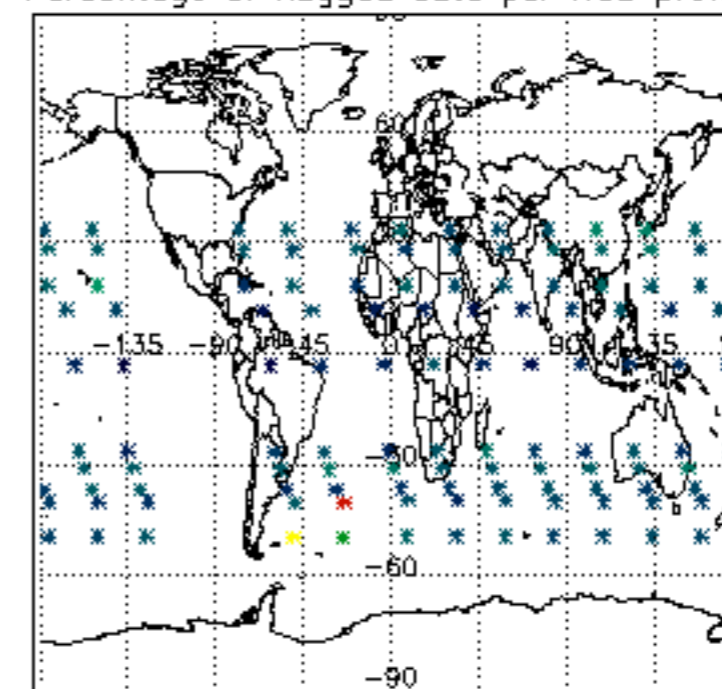
Percentage of flagged data per H2O profile

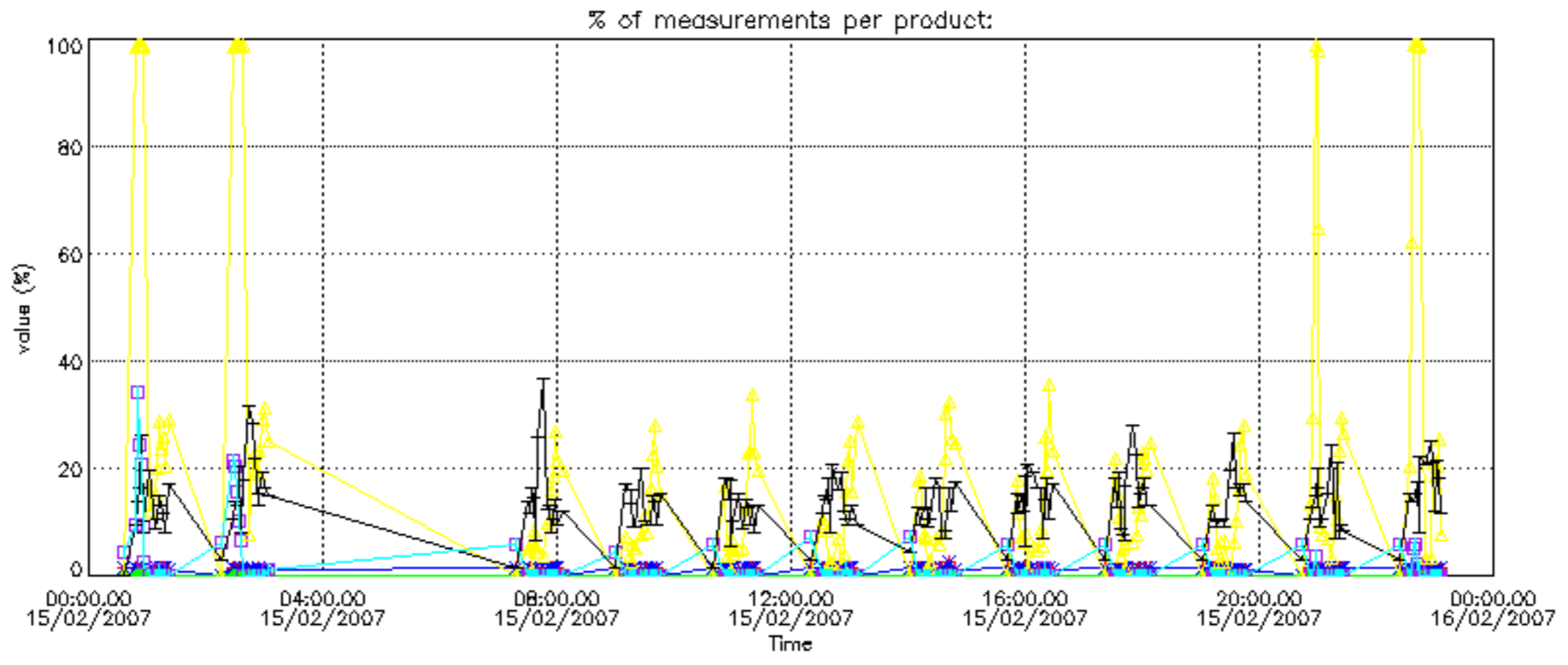


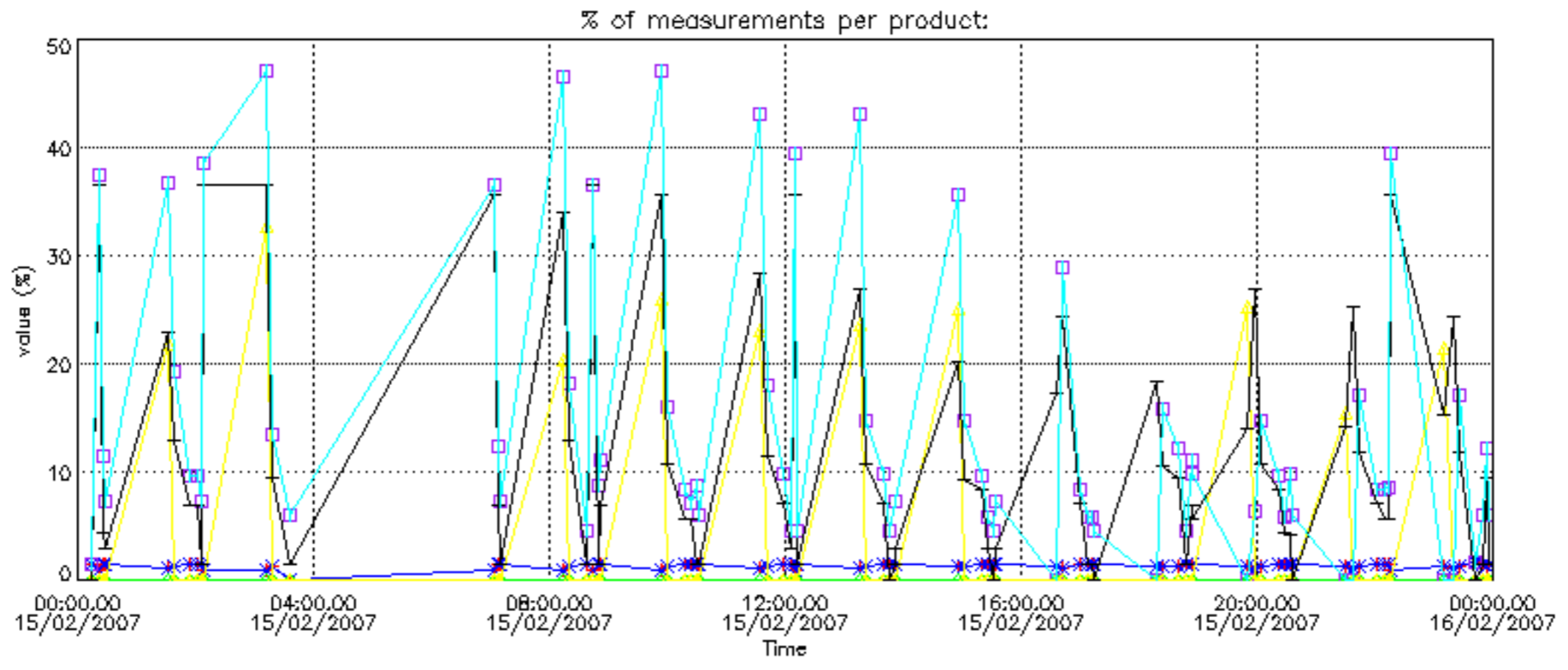
Percentage of flagged data per NO2 profile



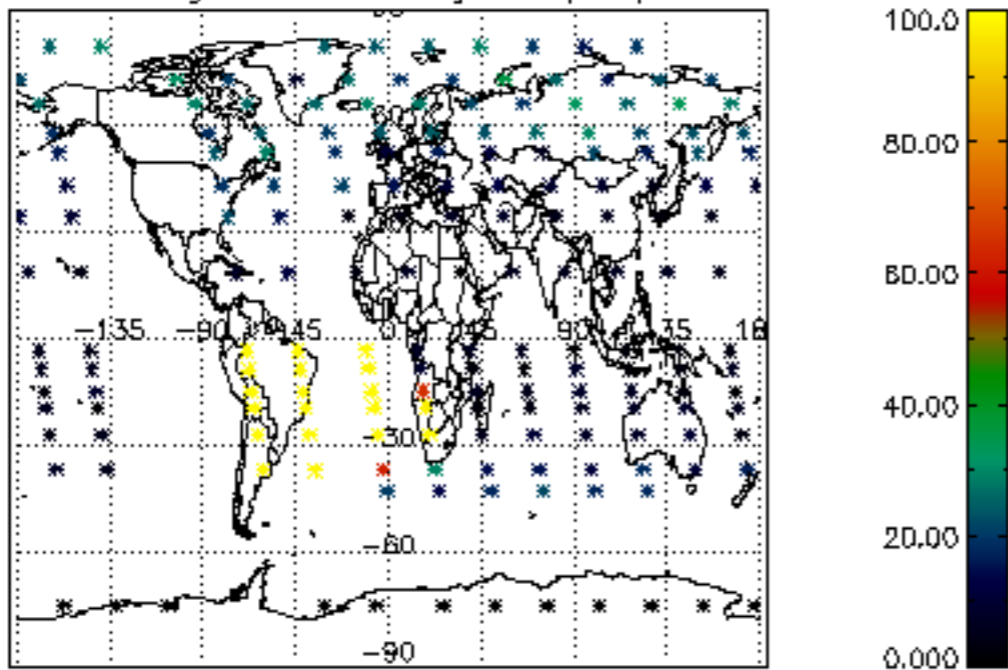
Percentage of flagged data per NO3 profile



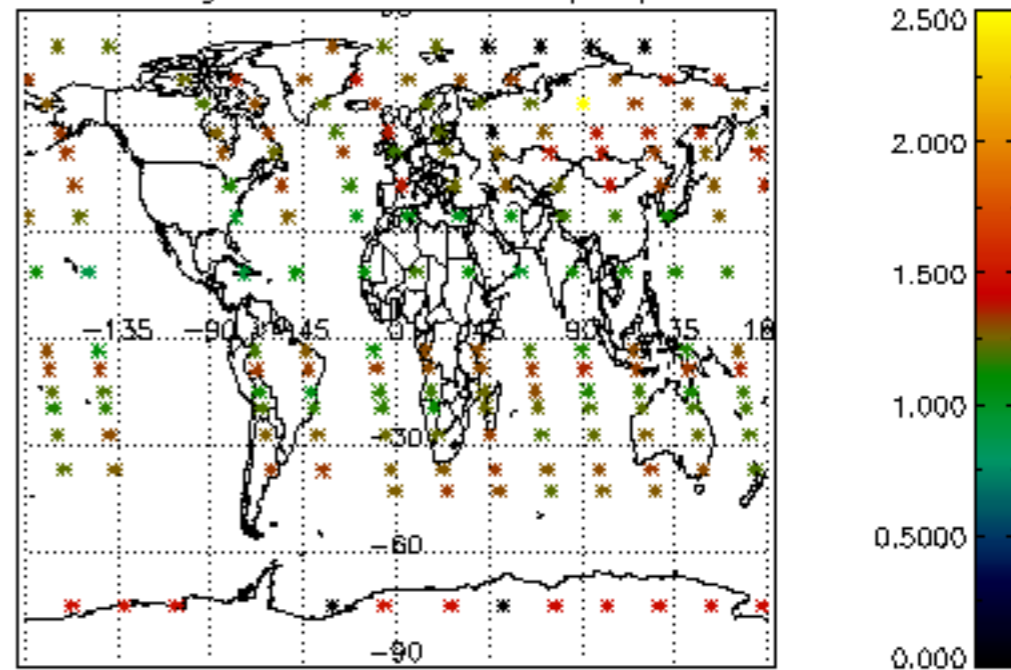




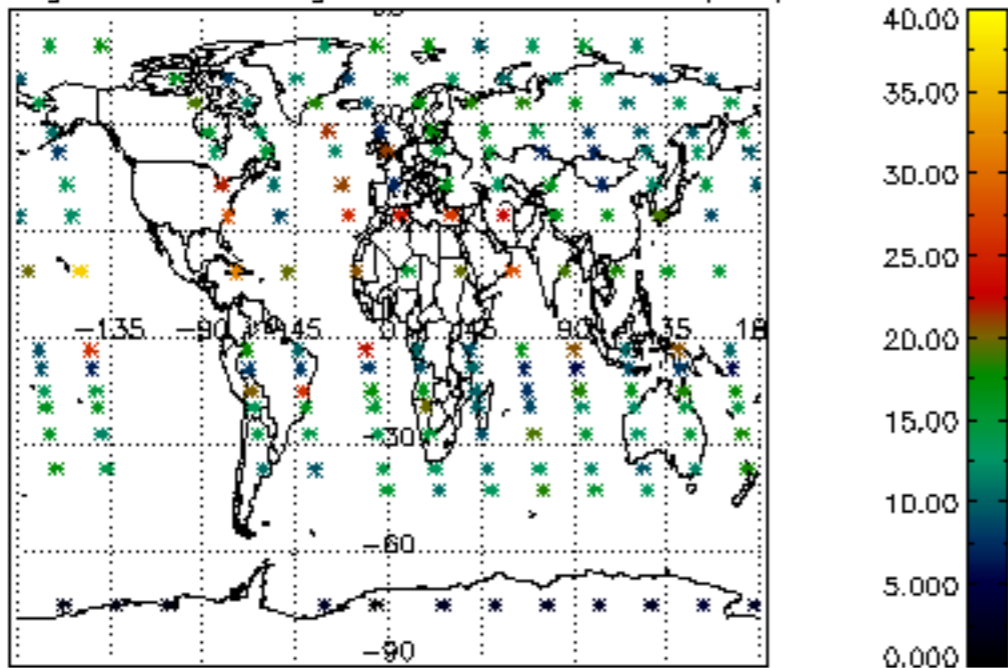
Percentage of cosmic ray hits per profile



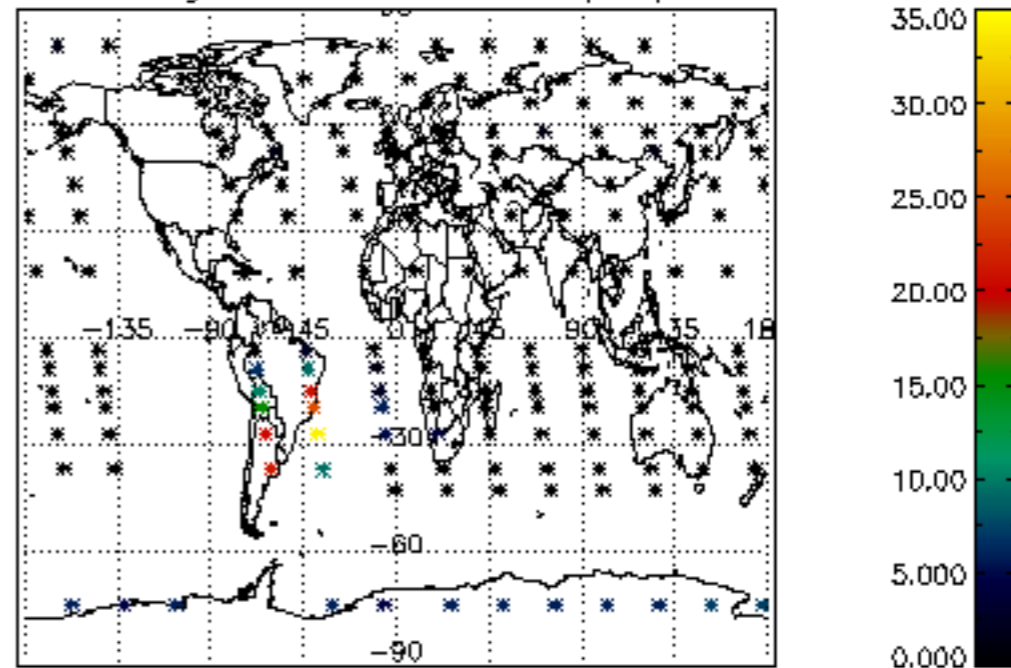
Percentage of datation errors per profile



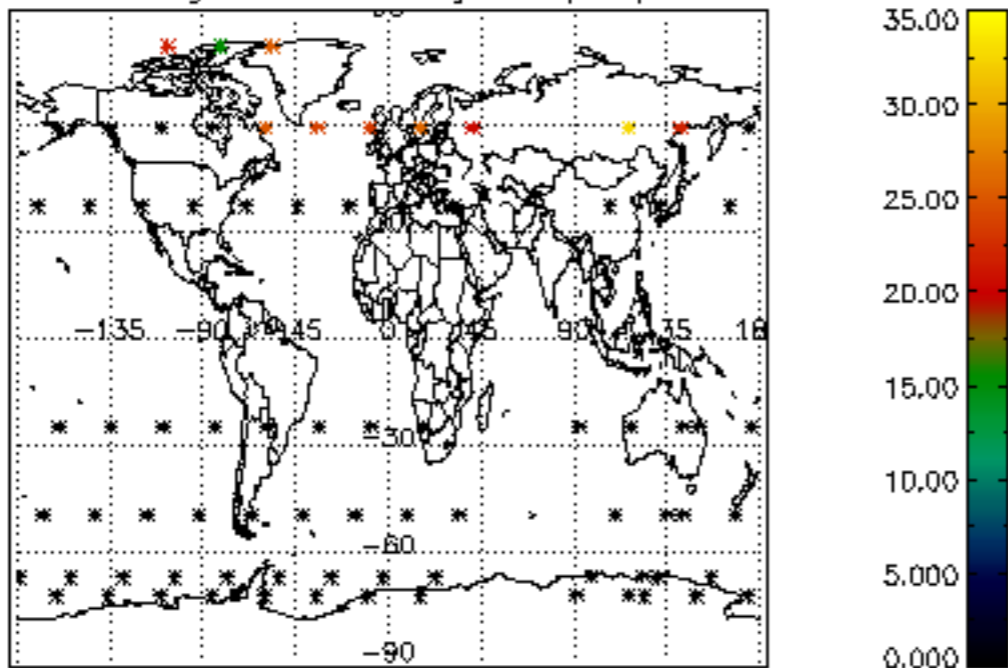
Percentage of star falling outside central band per profile



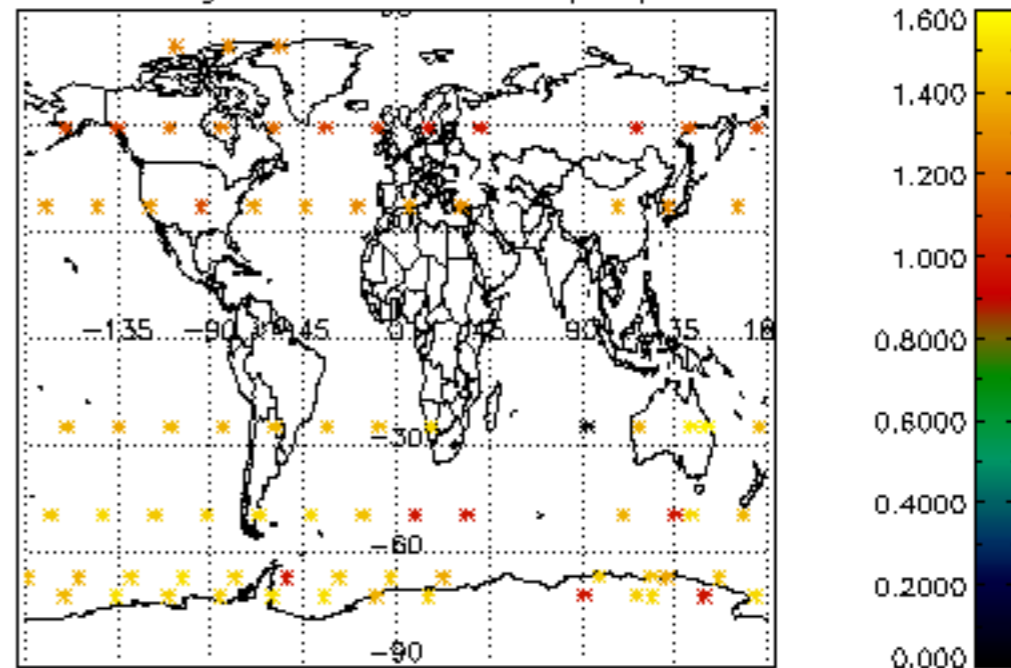
Percentage of saturation errors per profile



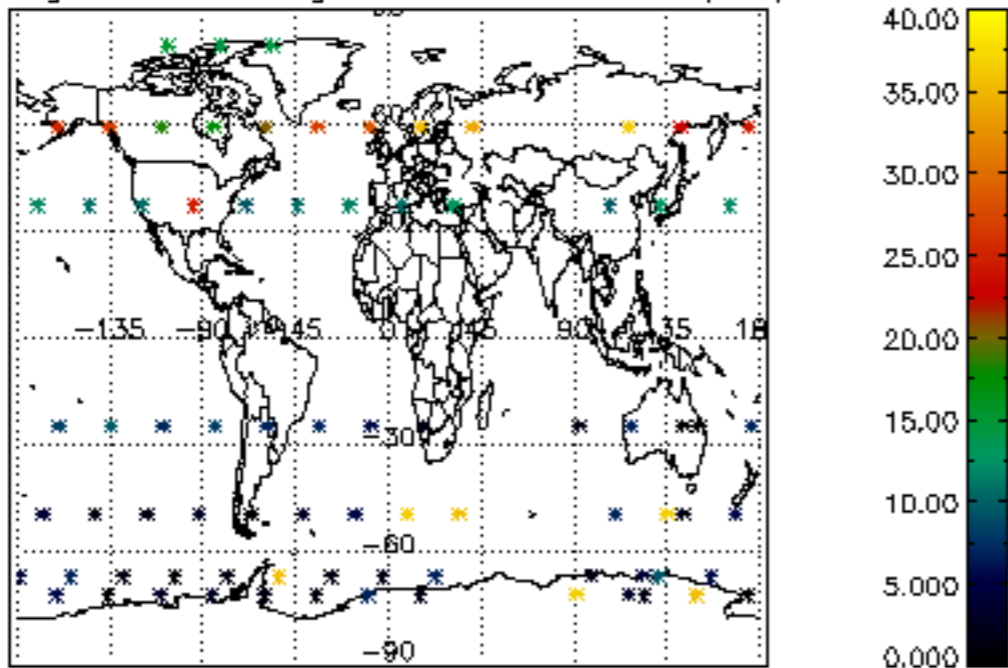
Percentage of cosmic ray hits per profile



Percentage of datation errors per profile



Percentage of star falling outside central band per profile



Percentage of saturation errors per profile

