

# GOMOS Level 2 Daily Report

## SUMMARY

### [1. General Info](#)

### [2. Summary of processed GOM\\_NL\\_2P products](#)

### [3. Level 2 Quality information per product](#)

#### [3.1 Plot of level 2 quality information per product \(time dependant\)](#)

#### [3.2 Plot of level 2 quality information per product \(world map\)](#)

### [4. Level 1 Quality information per product \(stored on level 2 products\)](#)

#### [4.1 Plot of level 1 quality information per product \(time dependant\)](#)

##### [4.1.1 Plot of level 1 quality information per product \(time dependant\): ASCENDING](#)

##### [4.1.2 Plot of level 1 quality information per product \(time dependant\): DESCENDING](#)

#### [4.2 Plot of level 1 quality information per product \(world map\)](#)

##### [4.2.1 Plot of level 1 quality information per product \(world map\): ASCENDING](#)

##### [4.2.2 Plot of level 1 quality information per product \(world map\): DESCENDING](#)

### [5. Ozone profiles based on quality statistics and other trace gas profiles](#)

#### [5.1 Ozone statistics based on quality of products](#)

#### [5.2 Plot ozone profiles for all STD \(dark without errors\)](#)

#### [5.3 Plot ozone profiles where STD < 20% \(dark without errors\)](#)

#### [5.4. Plot ozone profiles where STD < 10% \(dark without errors\)](#)

#### [5.5. Plot ozone profiles where STD < 5% \(dark without errors\)](#)

#### [5.6 Plot NO2 profiles for all STD \(dark without errors\)](#)

#### [5.7 Plot NO3 profiles for all STD \(dark without errors\)](#)

#### [5.8 Plot H2O profiles \(only for occultations of stars 1,2,3,4,13,14,16,26,63 dark without errors\) for all STD](#)

### [6. Auxiliary Data Files used for the production reported in section 2](#)

This report presents the daily analysis on parameters extracted from GOMOS level 2 data (GOM\_NL\_\_2P). It is intended to monitor some important parameters that will impact the quality of these products. A list of level 2 products (and content) that have arrived during the reporting day to the PCF is also given.

Item	Value
Time of report generation	24APR2013 07:01:46
Data source version	GOMOS/6.01
Start time of products	27-12-2006 (27DEC2006 00:00:00)
Stop time of products	28-12-2006 (28DEC2006 00:00:00)
Store outputs in DB	Yes
Nb of level 2 prods	327
Nb of prods with errors	0

## 2. Summary of processed GOM\_NL\_\_2P products.

Nr	Filename	UTC Start time	Limb	Duration	Star Id	Star Name	Star Mag	Star Temp	Nb Meas	Orbit	Prod. error
1	GOM_NL__2PRFIN20061227_000427_000000392054_00116_25220_1138.N1	27-DEC-2006 00:04:27	Bright	38.500	83		2.3780	11000.	77	25220	No
2	GOM_NL__2PRFIN20061227_000938_000000352054_00116_25220_1139.N1	27-DEC-2006 00:09:38	Bright	34.500	102	24Alp Ser	2.6000	4250.0	69	25220	No
3	GOM_NL__2PRFIN20061227_001432_000000372054_00116_25220_1140.N1	27-DEC-2006 00:14:32	Bright	36.500	104	27Bet Lib	2.6140	13100.	73	25220	No
4	GOM_NL__2PRFIN20061227_001701_000000432054_00116_25220_1141.N1	27-DEC-2006 00:17:01	Bright	42.500	122	9Alp2Lib	2.7470	9700.0	85	25220	No
5	GOM_NL__2PRFIN20061227_002345_000000412054_00116_25220_1142.N1	27-DEC-2006 00:23:45	Dark	40.500	54	5The Cen	2.0550	4500.0	81	25220	No
6	GOM_NL__2PRFIN20061227_002521_000000372054_00116_25220_1143.N1	27-DEC-2006 00:25:21	Dark	37.000	78	Alp Lup	2.3040	28000.	74	25220	No
7	GOM_NL__2PRFIN20061227_002952_000000432054_00117_25221_1124.N1	27-DEC-2006 00:29:52	Dark	43.000	64	Gam Cen	2.2000	10600.	86	25221	No
8	GOM_NL__2PRFIN20061227_003216_000000402054_00117_25221_1125.N1	27-DEC-2006 00:32:16	Dark	39.500	12	Alp1Cru	0.77500	30000.	79	25221	No
9	GOM_NL__2PRFIN20061227_003536_000000372054_00117_25221_1126.N1	27-DEC-2006 00:35:36	Dark	37.000	124	The Car	2.7640	30000.	74	25221	No
10	GOM_NL__2PRFIN20061227_003744_000000382054_00117_25221_1127.N1	27-DEC-2006 00:37:44	Dark	38.000	29	Bet Car	1.6720	10200.	76	25221	No
11	GOM_NL__2PRFIN20061227_003919_000000422054_00117_25221_1128.N1	27-DEC-2006 00:39:19	Dark	41.500	91	Kap Vel	2.4900	26000.	83	25221	No
12	GOM_NL__2PRFIN20061227_004502_000000442054_00117_25221_1129.N1	27-DEC-2006 00:45:02	Dark	44.000	2	Alp Car	-0.73600	7000.0	88	25221	No
13	GOM_NL__2PRFIN20061227_004808_000000342054_00117_25221_1130.N1	27-DEC-2006 00:48:08	Dark	34.000	117	Pi Pup	2.7060	3800.0	68	25221	No
14	GOM_NL__2PRFIN20061227_005049_000000392054_00117_25221_1131.N1	27-DEC-2006 00:50:49	Straylight	39.000	108	Alp Col	2.6520	15200.	78	25221	No
15	GOM_NL__2PRFIN20061227_005503_000000462054_00117_25221_1132.N1	27-DEC-2006 00:55:03	Straylight	45.500	47	2Bet CMa	1.9760	28000.	91	25221	No
16	GOM_NL__2PRFIN20061227_005825_000000482054_00117_25221_1133.N1	27-DEC-2006 00:58:25	Straylight	48.000	7	19Bet Ori	0.10000	14000.	96	25221	No
17	GOM_NL__2PRFIN20061227_010023_000000432054_00117_25221_1134.N1	27-DEC-2006 01:00:23	Straylight	42.500	30	46Eps Ori	1.6940	30000.	85	25221	No
18	GOM_NL__2PRFIN20061227_010304_000000312054_00117_25221_1135.N1	27-DEC-2006 01:03:04	Twilight	31.000	14	58Alp Ori	0.87000	3000.0	62	25221	No
19	GOM_NL__2PRFIN20061227_010536_000000522054_00117_25221_1136.N1	27-DEC-2006 01:05:36	Bright	52.000	13	87Alp Tau	0.86700	3800.0	104	25221	No
20	GOM_NL__2PRFIN20061227_010705_000000472054_00117_25221_1137.N1	27-DEC-2006 01:07:05	Bright	46.500	176	23Zet Tau	3.0200	22000.	93	25221	No
21	GOM_NL__2PRFIN20061227_010911_000000402054_00117_25221_1138.N1	27-DEC-2006 01:09:11	Bright	39.500	28	12Bet Tau	1.6500	15200.	79	25221	No
22	GOM_NL__2PRFIN20061227_011406_000000432054_00117_25221_1139.N1	27-DEC-2006 01:14:06	Bright	42.500	6	13Alp Aur	0.080000	3400.0	85	25221	No
23	GOM_NL__2PRFIN20061227_012607_000000352054_00117_25221_1140.N1	27-DEC-2006 01:26:07	Bright	35.000	49	1Alp UMi	1.9900	6300.0	70	25221	No
24	GOM_NL__2PRFIN20061227_013041_000000382054_00117_25221_1141.N1	27-DEC-2006 01:30:41	Bright	38.000	60	7Bet UMi	2.0810	3950.0	76	25221	No
25	GOM_NL__2PRFIN20061227_013421_000000352054_00117_25221_1142.N1	27-DEC-2006 01:34:21	Bright	35.000	119	14Eta Dra	2.7270	4700.0	70	25221	No
26	GOM_NL__2PRFIN20061227_014503_000000392054_00117_25221_1143.N1	27-DEC-2006 01:45:03	Bright	39.000	83		2.3780	11000.	78	25221	No
27	GOM_NL__2PRFIN20061227_015014_000000342054_00117_25221_1144.N1	27-DEC-2006 01:50:14	Bright	34.000	102	24Alp Ser	2.6000	4250.0	68	25221	No
28	GOM_NL__2PRFIN20061227_015508_000000362054_00117_25221_1145.N1	27-DEC-2006 01:55:08	Bright	36.000	104	27Bet Lib	2.6140	13100.	72	25221	No
29	GOM_NL__2PRFIN20061227_015737_000000432054_00117_25221_1146.N1	27-DEC-2006 01:57:37	Bright	42.500	122	9Alp2Lib	2.7470	9700.0	85	25221	No
30	GOM_NL__2PRFIN20061227_020421_000000442054_00117_25221_1147.N1	27-DEC-2006 02:04:21	Dark	44.000	54	5The Cen	2.0550	4500.0	88	25221	No
31	GOM_NL__2PRFIN20061227_020557_000000382054_00117_25221_1148.N1	27-DEC-2006 02:05:57	Dark	37.500	78	Alp Lup	2.3040	28000.	75	25221	No
32	GOM_NL__2PRFIN20061227_020714_000000382054_00117_25221_1149.N1	27-DEC-2006 02:07:14	Dark	38.000	95	Zet Cen	2.5450	26000.	76	25221	No
33	GOM_NL__2PRFIN20061227_020902_000000392054_00117_25221_1150.N1	27-DEC-2006 02:09:02	Dark	38.500	77	Eps Cen	2.3030	28000.	77	25221	No
34	GOM_NL__2PRFIN20061227_021029_000000432054_00118_25222_1129.N1	27-DEC-2006 02:10:29	Dark	42.500	64	Gam Cen	2.2000	10600.	85	25222	No
35	GOM_NL__2PRFIN20061227_021253_000000412054_00118_25222_1130.N1	27-DEC-2006 02:12:53	Dark	41.000	12	Alp1Cru	0.77500	30000.	82	25222	No
36	GOM_NL__2PRFIN20061227_021612_000000392054_00118_25222_1131.N1	27-DEC-2006 02:16:12	Dark	39.000	124	The Car	2.7640	30000.	78	25222	No
37	GOM_NL__2PRFIN20061227_021820_000000392054_00118_25222_1132.N1	27-DEC-2006 02:18:20	Dark	38.500	29	Bet Car	1.6720	10200.	77	25222	No
38	GOM_NL__2PRFIN20061227_021956_000000442054_00118_25222_1133.N1	27-DEC-2006 02:19:56	Dark	44.000	91	Kap Vel	2.4900	26000.	88	25222	No
39	GOM_NL__2PRFIN20061227_022538_000000442054_00118_25222_1134.N1	27-DEC-2006 02:25:38	Dark	43.500	2	Alp Car	-0.73600	7000.0	87	25222	No
40	GOM_NL__2PRFIN20061227_022844_000000402054_00118_25222_1135.N1	27-DEC-2006 02:28:44	Dark	40.000	117	Pi Pup	2.7060	3800.0	80	25222	No
41	GOM_NL__2PRFIN20061227_023125_000000392054_00118_25222_1136.N1	27-DEC-2006 02:31:25	Straylight	38.500	108	Alp Col	2.6520	15200.	77	25222	No
42	GOM_NL__2PRFIN20061227_023539_000000442054_00118_25222_1137.N1	27-DEC-2006 02:35:39	Straylight	44.000	47	2Bet CMa	1.9760	28000.	88	25222	No

43	GOM_NL__2PRFIN20061227_023901_000000522054_00118_25222_1138.N1	27-DEC-2006 02:39:01	Straylight	51.500	7	19Bet Ori	0.10000	14000.	103	25222	No
44	GOM_NL__2PRFIN20061227_024059_000000432054_00118_25222_1139.N1	27-DEC-2006 02:40:59	Straylight	43.000	30	46Eps Ori	1.6940	30000.	86	25222	No
45	GOM_NL__2PRFIN20061227_024340_000000402054_00118_25222_1140.N1	27-DEC-2006 02:43:40	Tw_i_and_stray	40.000	14	58Alp Ori	0.87000	3000.0	80	25222	No
46	GOM_NL__2PRFIN20061227_024612_000000522054_00118_25222_1141.N1	27-DEC-2006 02:46:12	Bright	52.000	13	87Alp Tau	0.86700	3800.0	104	25222	No
47	GOM_NL__2PRFIN20061227_024741_000000472054_00118_25222_1142.N1	27-DEC-2006 02:47:41	Bright	46.500	176	23Zet Tau	3.0200	22000.	93	25222	No
48	GOM_NL__2PRFIN20061227_024946_000000392054_00118_25222_1143.N1	27-DEC-2006 02:49:46	Bright	38.500	28	12Bet Tau	1.6500	15200.	77	25222	No
49	GOM_NL__2PRFIN20061227_025442_000000412054_00118_25222_1144.N1	27-DEC-2006 02:54:42	Bright	40.500	6	13Alp Aur	0.080000	3400.0	81	25222	No
50	GOM_NL__2PRFIN20061227_030643_000000322054_00118_25222_1145.N1	27-DEC-2006 03:06:43	Bright	32.000	49	1Alp UMi	1.9900	6300.0	64	25222	No
51	GOM_NL__2PRFIN20061227_031117_000000392054_00118_25222_1146.N1	27-DEC-2006 03:11:17	Bright	38.500	60	7Bet UMi	2.0810	3950.0	77	25222	No
52	GOM_NL__2PRFIN20061227_031457_000000362054_00118_25222_1147.N1	27-DEC-2006 03:14:57	Bright	36.000	119	14Eta Dra	2.7270	4700.0	72	25222	No
53	GOM_NL__2PRFIN20061227_032539_000000402054_00118_25222_1148.N1	27-DEC-2006 03:25:39	Bright	39.500	83		2.3780	11000.	79	25222	No
54	GOM_NL__2PRFIN20061227_033051_000000342054_00118_25222_1149.N1	27-DEC-2006 03:30:51	Bright	34.000	102	24Alp Ser	2.6000	4250.0	68	25222	No
55	GOM_NL__2PRFIN20061227_033544_000000542054_00118_25222_1150.N1	27-DEC-2006 03:35:44	Bright	54.000	104	27Bet Lib	2.6140	13100.	108	25222	No
56	GOM_NL__2PRFIN20061227_033814_000000412054_00118_25222_1151.N1	27-DEC-2006 03:38:14	Bright	40.500	122	9Alp2Lib	2.7470	9700.0	81	25222	No
57	GOM_NL__2PRFIN20061227_034458_000000442054_00118_25222_1152.N1	27-DEC-2006 03:44:58	Dark	44.000	54	5The Cen	2.0550	4500.0	88	25222	No
58	GOM_NL__2PRFIN20061227_034634_000000392054_00118_25222_1153.N1	27-DEC-2006 03:46:34	Dark	39.000	78	Alp Lup	2.3040	28000.	78	25222	No
59	GOM_NL__2PRFIN20061227_034750_000000382054_00118_25222_1154.N1	27-DEC-2006 03:47:50	Dark	38.000	95	Zet Cen	2.5450	26000.	76	25222	No
60	GOM_NL__2PRFIN20061227_035028_000000382054_00119_25223_1134.N1	27-DEC-2006 03:50:28	Dark	37.500	10	Bet Cen	0.61000	28000.	75	25223	No
61	GOM_NL__2PRFIN20061227_035329_000000422054_00119_25223_1135.N1	27-DEC-2006 03:53:29	Dark	41.500	12	Alp1Cru	0.77500	30000.	83	25223	No
62	GOM_NL__2PRFIN20061227_035649_000000362054_00119_25223_1136.N1	27-DEC-2006 03:56:49	Dark	36.000	124	The Car	2.7640	30000.	72	25223	No
63	GOM_NL__2PRFIN20061227_035857_000000392054_00119_25223_1137.N1	27-DEC-2006 03:58:57	Dark	38.500	29	Bet Car	1.6720	10200.	77	25223	No
64	GOM_NL__2PRFIN20061227_040032_000000432054_00119_25223_1138.N1	27-DEC-2006 04:00:32	Dark	42.500	91	Kap Vel	2.4900	26000.	85	25223	No
65	GOM_NL__2PRFIN20061227_040614_000000452054_00119_25223_1139.N1	27-DEC-2006 04:06:14	Dark	45.000	2	Alp Car	-0.73600	7000.0	90	25223	No
66	GOM_NL__2PRFIN20061227_040920_000000402054_00119_25223_1140.N1	27-DEC-2006 04:09:20	Dark	40.000	117	Pi Pup	2.7060	3800.0	80	25223	No
67	GOM_NL__2PRFIN20061227_041202_000000392054_00119_25223_1141.N1	27-DEC-2006 04:12:02	Straylight	39.000	108	Alp Col	2.6520	15200.	78	25223	No
68	GOM_NL__2PRFIN20061227_041615_000000462054_00119_25223_1142.N1	27-DEC-2006 04:16:15	Straylight	46.000	47	2Bet CMa	1.9760	28000.	92	25223	No
69	GOM_NL__2PRFIN20061227_041937_000000482054_00119_25223_1143.N1	27-DEC-2006 04:19:37	Straylight	48.000	7	19Bet Ori	0.10000	14000.	96	25223	No
70	GOM_NL__2PRFIN20061227_042135_000000442054_00119_25223_1144.N1	27-DEC-2006 04:21:35	Straylight	44.000	30	46Eps Ori	1.6940	30000.	88	25223	No
71	GOM_NL__2PRFIN20061227_042416_000000402054_00119_25223_1145.N1	27-DEC-2006 04:24:16	Tw_i_and_stray	40.000	14	58Alp Ori	0.87000	3000.0	80	25223	No
72	GOM_NL__2PRFIN20061227_042649_000000442054_00119_25223_1146.N1	27-DEC-2006 04:26:49	Bright	44.000	13	87Alp Tau	0.86700	3800.0	88	25223	No
73	GOM_NL__2PRFIN20061227_042817_000000442054_00119_25223_1147.N1	27-DEC-2006 04:28:17	Bright	44.000	176	23Zet Tau	3.0200	22000.	88	25223	No
74	GOM_NL__2PRFIN20061227_043022_000000402054_00119_25223_1148.N1	27-DEC-2006 04:30:22	Bright	39.500	28	12Bet Tau	1.6500	15200.	79	25223	No
75	GOM_NL__2PRFIN20061227_043518_000000392054_00119_25223_1149.N1	27-DEC-2006 04:35:18	Bright	39.000	6	13Alp Aur	0.080000	3400.0	78	25223	No
76	GOM_NL__2PRFIN20061227_044719_000000352054_00119_25223_1150.N1	27-DEC-2006 04:47:19	Bright	35.000	49	1Alp UMi	1.9900	6300.0	70	25223	No
77	GOM_NL__2PRFIN20061227_045153_000000392054_00119_25223_1151.N1	27-DEC-2006 04:51:53	Bright	38.500	60	7Bet UMi	2.0810	3950.0	77	25223	No
78	GOM_NL__2PRFIN20061227_045534_000000362054_00119_25223_1152.N1	27-DEC-2006 04:55:34	Bright	35.500	119	14Eta Dra	2.7270	4700.0	71	25223	No
79	GOM_NL__2PRFIN20061227_050616_000000412054_00119_25223_1153.N1	27-DEC-2006 05:06:16	Bright	41.000	83		2.3780	11000.	82	25223	No
80	GOM_NL__2PRFIN20061227_051127_000000352054_00119_25223_1154.N1	27-DEC-2006 05:11:27	Bright	34.500	102	24Alp Ser	2.6000	4250.0	69	25223	No
81	GOM_NL__2PRFIN20061227_051621_000000442054_00119_25223_1155.N1	27-DEC-2006 05:16:21	Bright	43.500	104	27Bet Lib	2.6140	13100.	87	25223	No
82	GOM_NL__2PRFIN20061227_051850_000000402054_00119_25223_1156.N1	27-DEC-2006 05:18:50	Bright	39.500	122	9Alp2Lib	2.7470	9700.0	79	25223	No
83	GOM_NL__2PRFIN20061227_052535_000000462054_00119_25223_1157.N1	27-DEC-2006 05:25:35	Dark	45.500	54	5The Cen	2.0550	4500.0	91	25223	No
84	GOM_NL__2PRFIN20061227_052710_000000392054_00119_25223_1158.N1	27-DEC-2006 05:27:10	Dark	39.000	78	Alp Lup	2.3040	28000.	78	25223	No
85	GOM_NL__2PRFIN20061227_052827_000000392054_00119_25223_1159.N1	27-DEC-2006 05:28:27	Dark	38.500	95	Zet Cen	2.5450	26000.	77	25223	No
86	GOM_NL__2PRFIN20061227_053105_000000472054_00120_25224_1136.N1	27-DEC-2006 05:31:05	Dark	46.500	10	Bet Cen	0.61000	28000.	93	25224	No
87	GOM_NL__2PRFIN20061227_053406_000000432054_00120_25224_1137.N1	27-DEC-2006 05:34:06	Dark	43.000	12	Alp1Cru	0.77500	30000.	86	25224	No
88	GOM_NL__2PRFIN20061227_053725_000000392054_00120_25224_1138.N1	27-DEC-2006 05:37:25	Dark	39.000	124	The Car	2.7640	30000.	78	25224	No
89	GOM_NL__2PRFIN20061227_053933_000000392054_00120_25224_1139.N1	27-DEC-2006 05:39:33	Dark	39.000	29	Bet Car	1.6720	10200.	78	25224	No
90	GOM_NL__2PRFIN20061227_054109_000000422054_00120_25224_1140.N1	27-DEC-2006 05:41:09	Dark	42.000	91	Kap Vel	2.4900	26000.	84	25224	No
91	GOM_NL__2PRFIN20061227_054651_000000442054_00120_25224_1141.N1	27-DEC-2006 05:46:51	Dark	44.000	2	Alp Car	-0.73600	7000.0	88	25224	No
92	GOM_NL__2PRFIN20061227_054957_000000452054_00120_25224_1142.N1	27-DEC-2006 05:49:57	Dark	45.000	117	Pi Pup	2.7060	3800.0	90	25224	No
93	GOM_NL__2PRFIN20061227_055238_000000372054_00120_25224_1143.N1	27-DEC-2006 05:52:38	Straylight	37.000	108	Alp Col	2.6520	15200.	74	25224	No
94	GOM_NL__2PRFIN20061227_055652_000000472054_00120_25224_1144.N1	27-DEC-2006 05:56:52	Straylight	46.500	47	2Bet CMa	1.9760	28000.	93	25224	No
95	GOM_NL__2PRFIN20061227_060014_000000532054_00120_25224_1145.N1	27-DEC-2006 06:00:14	Straylight	53.000	7	19Bet Ori	0.10000	14000.	106	25224	No
96	GOM_NL__2PRFIN20061227_060211_000000432054_00120_25224_1146.N1	27-DEC-2006 06:02:11	Straylight	43.000	30	46Eps Ori	1.6940	30000.	86	25224	No
97	GOM_NL__2PRFIN20061227_060452_000000492054_00120_25224_1147.N1	27-DEC-2006 06:04:52	Tw_i_and_stray	49.000	14	58Alp Ori	0.87000	3000.0	98	25224	No
98	GOM_NL__2PRFIN20061227_060725_000000522054_00120_25224_1148.N1	27-DEC-2006 06:07:25	Bright	52.000	13	87Alp Tau	0.86700	3800.0	104	25224	No
99	GOM_NL__2PRFIN20061227_060853_000000442054_00120_25224_1149.N1	27-DEC-2006 06:08:53	Bright	44.000	176	23Zet Tau	3.0200	22000.	88	25224	No
100	GOM_NL__2PRFIN20061227_061058_000000552054_00120_25224_1150.N1	27-DEC-2006 06:10:58	Bright	55.000	28	12Bet Tau	1.6500	15200.	110	25224	No
101	GOM_NL__2PRFIN20061227_061554_000000422054_00120_25224_1151.N1	27-DEC-2006 06:15:54	Bright	41.500	6	13Alp Aur	0.080000	3400.0	83	25224	No

102	GOM_NL__2PRFIN20061227_062755_000000362054_00120_25224_1152.N1	27-DEC-2006 06:27:55	Bright	36.000	49	1Alp UMi	1.9900	6300.0	72	25224	No
103	GOM_NL__2PRFIN20061227_063229_000000382054_00120_25224_1153.N1	27-DEC-2006 06:32:29	Bright	37.500	60	7Bet UMi	2.0810	3950.0	75	25224	No
104	GOM_NL__2PRFIN20061227_063610_000000362054_00120_25224_1154.N1	27-DEC-2006 06:36:10	Bright	36.000	119	14Eta Dra	2.7270	4700.0	72	25224	No
105	GOM_NL__2PRFIN20061227_064652_000000582054_00120_25224_1155.N1	27-DEC-2006 06:46:52	Bright	58.000	83		2.3780	11000.	116	25224	No
106	GOM_NL__2PRFIN20061227_065203_000000352054_00120_25224_1156.N1	27-DEC-2006 06:52:03	Bright	34.500	102	24Alp Ser	2.6000	4250.0	69	25224	No
107	GOM_NL__2PRFIN20061227_065657_000000542054_00120_25224_1157.N1	27-DEC-2006 06:56:57	Bright	54.000	104	27Bet Lib	2.6140	13100.	108	25224	No
108	GOM_NL__2PRFIN20061227_065927_000000422054_00120_25224_1158.N1	27-DEC-2006 06:59:27	Bright	42.000	122	9Alp2Lib	2.7470	9700.0	84	25224	No
109	GOM_NL__2PRFIN20061227_070611_000000462054_00120_25224_1159.N1	27-DEC-2006 07:06:11	Dark	45.500	54	5The Cen	2.0550	4500.0	91	25224	No
110	GOM_NL__2PRFIN20061227_070746_000000392054_00120_25224_1160.N1	27-DEC-2006 07:07:46	Dark	38.500	78	Alp Lup	2.3040	28000.	77	25224	No
111	GOM_NL__2PRFIN20061227_070903_000000392054_00120_25224_1161.N1	27-DEC-2006 07:09:03	Dark	38.500	95	Zet Cen	2.5450	26000.	77	25224	No
112	GOM_NL__2PRFIN20061227_071141_000000442054_00121_25225_1165.N1	27-DEC-2006 07:11:41	Dark	43.500	10	Bet Cen	0.61000	28000.	87	25225	No
113	GOM_NL__2PRFIN20061227_071442_000000402054_00121_25225_1166.N1	27-DEC-2006 07:14:42	Dark	39.500	12	Alp1Cru	0.77500	30000.	79	25225	No
114	GOM_NL__2PRFIN20061227_071802_000000382054_00121_25225_1167.N1	27-DEC-2006 07:18:02	Dark	38.000	124	The Car	2.7640	30000.	76	25225	No
115	GOM_NL__2PRFIN20061227_072009_000000392054_00121_25225_1168.N1	27-DEC-2006 07:20:09	Dark	39.000	29	Bet Car	1.6720	10200.	78	25225	No
116	GOM_NL__2PRFIN20061227_072146_000000432054_00121_25225_1169.N1	27-DEC-2006 07:21:46	Dark	43.000	91	Kap Vel	2.4900	26000.	86	25225	No
117	GOM_NL__2PRFIN20061227_072727_000000512054_00121_25225_1170.N1	27-DEC-2006 07:27:27	Dark	51.000	2	Alp Car	-0.73600	7000.0	102	25225	No
118	GOM_NL__2PRFIN20061227_073033_000000452054_00121_25225_1171.N1	27-DEC-2006 07:30:33	Dark	45.000	117	Pi Pup	2.7060	3800.0	90	25225	No
119	GOM_NL__2PRFIN20061227_073314_000000392054_00121_25225_1172.N1	27-DEC-2006 07:33:14	Straylight	39.000	108	Alp Col	2.6520	15200.	78	25225	No
120	GOM_NL__2PRFIN20061227_074050_000000492054_00121_25225_1173.N1	27-DEC-2006 07:40:50	Straylight	49.000	7	19Bet Ori	0.10000	14000.	98	25225	No
121	GOM_NL__2PRFIN20061227_074247_000000442054_00121_25225_1174.N1	27-DEC-2006 07:42:47	Straylight	43.500	30	46Eps Ori	1.6940	30000.	87	25225	No
122	GOM_NL__2PRFIN20061227_074528_000000492054_00121_25225_1175.N1	27-DEC-2006 07:45:28	Tw_i_and_stray	49.000	14	58Alp Ori	0.87000	3000.0	98	25225	No
123	GOM_NL__2PRFIN20061227_074801_000000502054_00121_25225_1176.N1	27-DEC-2006 07:48:01	Bright	49.500	13	87Alp Tau	0.86700	3800.0	99	25225	No
124	GOM_NL__2PRFIN20061227_074928_000000412054_00121_25225_1177.N1	27-DEC-2006 07:49:28	Bright	41.000	176	23Zet Tau	3.0200	22000.	82	25225	No
125	GOM_NL__2PRFIN20061227_075134_000000362054_00121_25225_1178.N1	27-DEC-2006 07:51:34	Bright	36.000	28	12Bet Tau	1.6500	15200.	72	25225	No
126	GOM_NL__2PRFIN20061227_075630_000000432054_00121_25225_1179.N1	27-DEC-2006 07:56:30	Bright	42.500	6	13Alp Aur	0.080000	3400.0	85	25225	No
127	GOM_NL__2PRFIN20061227_080831_000000362054_00121_25225_1180.N1	27-DEC-2006 08:08:31	Bright	36.000	49	1Alp UMi	1.9900	6300.0	72	25225	No
128	GOM_NL__2PRFIN20061227_081305_000000362054_00121_25225_1181.N1	27-DEC-2006 08:13:05	Bright	35.500	60	7Bet UMi	2.0810	3950.0	71	25225	No
129	GOM_NL__2PRFIN20061227_081646_000000362054_00121_25225_1182.N1	27-DEC-2006 08:16:46	Bright	36.000	119	14Eta Dra	2.7270	4700.0	72	25225	No
130	GOM_NL__2PRFIN20061227_082728_000000392054_00121_25225_1183.N1	27-DEC-2006 08:27:28	Bright	39.000	83		2.3780	11000.	78	25225	No
131	GOM_NL__2PRFIN20061227_083239_000000342054_00121_25225_1184.N1	27-DEC-2006 08:32:39	Bright	33.500	102	24Alp Ser	2.6000	4250.0	67	25225	No
132	GOM_NL__2PRFIN20061227_083733_000000362054_00121_25225_1185.N1	27-DEC-2006 08:37:33	Bright	36.000	104	27Bet Lib	2.6140	13100.	72	25225	No
133	GOM_NL__2PRFIN20061227_084003_000000412054_00121_25225_1186.N1	27-DEC-2006 08:40:03	Bright	40.500	122	9Alp2Lib	2.7470	9700.0	81	25225	No
134	GOM_NL__2PRFIN20061227_084648_000000452054_00121_25225_1187.N1	27-DEC-2006 08:46:48	Dark	45.000	54	5The Cen	2.0550	4500.0	90	25225	No
135	GOM_NL__2PRFIN20061227_084823_000000402054_00121_25225_1188.N1	27-DEC-2006 08:48:23	Dark	40.000	78	Alp Lup	2.3040	28000.	80	25225	No
136	GOM_NL__2PRFIN20061227_084940_000000402054_00121_25225_1189.N1	27-DEC-2006 08:49:40	Dark	39.500	95	Zet Cen	2.5450	26000.	79	25225	No
137	GOM_NL__2PRFIN20061227_085217_000000412054_00122_25226_1179.N1	27-DEC-2006 08:52:17	Dark	40.500	10	Bet Cen	0.61000	28000.	81	25226	No
138	GOM_NL__2PRFIN20061227_085519_000000412054_00122_25226_1180.N1	27-DEC-2006 08:55:19	Dark	40.500	12	Alp1Cru	0.77500	30000.	81	25226	No
139	GOM_NL__2PRFIN20061227_085838_000000392054_00122_25226_1181.N1	27-DEC-2006 08:58:38	Dark	39.000	124	The Car	2.7640	30000.	78	25226	No
140	GOM_NL__2PRFIN20061227_090046_000000402054_00122_25226_1182.N1	27-DEC-2006 09:00:46	Dark	39.500	29	Bet Car	1.6720	10200.	79	25226	No
141	GOM_NL__2PRFIN20061227_090222_000000422054_00122_25226_1183.N1	27-DEC-2006 09:02:22	Dark	42.000	91	Kap Vel	2.4900	26000.	84	25226	No
142	GOM_NL__2PRFIN20061227_090803_000000502054_00122_25226_1184.N1	27-DEC-2006 09:08:03	Dark	49.500	2	Alp Car	-0.73600	7000.0	99	25226	No
143	GOM_NL__2PRFIN20061227_091109_000000502054_00122_25226_1185.N1	27-DEC-2006 09:11:09	Dark	50.000	117	Pi Pup	2.7060	3800.0	100	25226	No
144	GOM_NL__2PRFIN20061227_091350_000000392054_00122_25226_1186.N1	27-DEC-2006 09:13:50	Straylight	39.000	108	Alp Col	2.6520	15200.	78	25226	No
145	GOM_NL__2PRFIN20061227_091804_000000452054_00122_25226_1187.N1	27-DEC-2006 09:18:04	Straylight	44.500	47	2Bet CMa	1.9760	28000.	89	25226	No
146	GOM_NL__2PRFIN20061227_092126_000000472054_00122_25226_1188.N1	27-DEC-2006 09:21:26	Straylight	46.500	7	19Bet Ori	0.10000	14000.	93	25226	No
147	GOM_NL__2PRFIN20061227_092323_000000442054_00122_25226_1189.N1	27-DEC-2006 09:23:23	Straylight	43.500	30	46Eps Ori	1.6940	30000.	87	25226	No
148	GOM_NL__2PRFIN20061227_092603_000000582054_00122_25226_1190.N1	27-DEC-2006 09:26:03	Tw_i_and_stray	58.000	14	58Alp Ori	0.87000	3000.0	116	25226	No
149	GOM_NL__2PRFIN20061227_092837_000000472054_00122_25226_1191.N1	27-DEC-2006 09:28:37	Bright	46.500	13	87Alp Tau	0.86700	3800.0	93	25226	No
150	GOM_NL__2PRFIN20061227_093004_000000402054_00122_25226_1192.N1	27-DEC-2006 09:30:04	Bright	40.000	176	23Zet Tau	3.0200	22000.	80	25226	No
151	GOM_NL__2PRFIN20061227_093210_000000552054_00122_25226_1193.N1	27-DEC-2006 09:32:10	Bright	55.000	28	12Bet Tau	1.6500	15200.	110	25226	No
152	GOM_NL__2PRFIN20061227_093705_000000412054_00122_25226_1194.N1	27-DEC-2006 09:37:05	Bright	41.000	6	13Alp Aur	0.080000	3400.0	82	25226	No
153	GOM_NL__2PRFIN20061227_105840_000000432054_00123_25227_1184.N1	27-DEC-2006 10:58:40	Straylight	42.500	47	2Bet CMa	1.9760	28000.	85	25227	No
154	GOM_NL__2PRFIN20061227_123916_000000442054_00124_25228_1192.N1	27-DEC-2006 12:39:16	Straylight	44.000	47	2Bet CMa	1.9760	28000.	88	25228	No
155	GOM_NL__2PRFIN20061227_124238_000000452054_00124_25228_1193.N1	27-DEC-2006 12:42:38	Straylight	44.500	7	19Bet Ori	0.10000	14000.	89	25228	No
156	GOM_NL__2PRFIN20061227_124435_000000432054_00124_25228_1194.N1	27-DEC-2006 12:44:35	Straylight	42.500	30	46Eps Ori	1.6940	30000.	85	25228	No
157	GOM_NL__2PRFIN20061227_124715_000000582054_00124_25228_1195.N1	27-DEC-2006 12:47:15	Tw_i_and_stray	58.000	14	58Alp Ori	0.87000	3000.0	116	25228	No
158	GOM_NL__2PRFIN20061227_124949_000000432054_00124_25228_1196.N1	27-DEC-2006 12:49:49	Bright	43.000	13	87Alp Tau	0.86700	3800.0	86	25228	No
159	GOM_NL__2PRFIN20061227_125116_000000432054_00124_25228_1197.N1	27-DEC-2006 12:51:16	Bright	42.500	176	23Zet Tau	3.0200	22000.	85	25228	No
160	GOM_NL__2PRFIN20061227_125321_000000392054_00124_25228_1198.N1	27-DEC-2006 12:53:21	Bright	38.500	28	12Bet Tau	1.6500	15200.	77	25228	No



161	GOM_NL__2PRFIN20061227_125817_000000392054_00124_25228_1199.N1	27-DEC-2006 12:58:17	Bright	38.500	6	13Alp Aur	0.080000	3400.0	77	25228	No
162	GOM_NL__2PRFIN20061227_131018_000000362054_00124_25228_1200.N1	27-DEC-2006 13:10:18	Bright	35.500	49	1Alp UMi	1.9900	6300.0	71	25228	No
163	GOM_NL__2PRFIN20061227_131453_000000372054_00124_25228_1201.N1	27-DEC-2006 13:14:53	Bright	37.000	60	7Bet UMi	2.0810	3950.0	74	25228	No
164	GOM_NL__2PRFIN20061227_131833_000000362054_00124_25228_1202.N1	27-DEC-2006 13:18:33	Bright	35.500	119	14Eta Dra	2.7270	4700.0	71	25228	No
165	GOM_NL__2PRFIN20061227_132916_000000402054_00124_25228_1203.N1	27-DEC-2006 13:29:16	Bright	39.500	83		2.3780	11000.	79	25228	No
166	GOM_NL__2PRFIN20061227_133428_000000342054_00124_25228_1204.N1	27-DEC-2006 13:34:28	Bright	34.000	102	24Alp Ser	2.6000	4250.0	68	25228	No
167	GOM_NL__2PRFIN20061227_133922_000000542054_00124_25228_1205.N1	27-DEC-2006 13:39:22	Bright	54.000	104	27Bet Lib	2.6140	13100.	108	25228	No
168	GOM_NL__2PRFIN20061227_134152_000000402054_00124_25228_1206.N1	27-DEC-2006 13:41:52	Bright	39.500	122	9Alp2Lib	2.7470	9700.0	79	25228	No
169	GOM_NL__2PRFIN20061227_134837_000000452054_00124_25228_1207.N1	27-DEC-2006 13:48:37	Dark	44.500	54	5The Cen	2.0550	4500.0	89	25228	No
170	GOM_NL__2PRFIN20061227_135011_000000372054_00124_25228_1208.N1	27-DEC-2006 13:50:11	Dark	37.000	78	Alp Lup	2.3040	28000.	74	25228	No
171	GOM_NL__2PRFIN20061227_135129_000000402054_00124_25228_1209.N1	27-DEC-2006 13:51:29	Dark	39.500	95	Zet Cen	2.5450	26000.	79	25228	No
172	GOM_NL__2PRFIN20061227_135406_000000442054_00125_25229_1196.N1	27-DEC-2006 13:54:06	Dark	43.500	10	Bet Cen	0.61000	28000.	87	25229	No
173	GOM_NL__2PRFIN20061227_135708_000000402054_00125_25229_1197.N1	27-DEC-2006 13:57:08	Dark	40.000	12	Alp1Cru	0.77500	30000.	80	25229	No
174	GOM_NL__2PRFIN20061227_140027_000000392054_00125_25229_1198.N1	27-DEC-2006 14:00:27	Dark	39.000	124	The Car	2.7640	30000.	78	25229	No
175	GOM_NL__2PRFIN20061227_140234_000000382054_00125_25229_1199.N1	27-DEC-2006 14:02:34	Dark	38.000	29	Bet Car	1.6720	10200.	76	25229	No
176	GOM_NL__2PRFIN20061227_140412_000000422054_00125_25229_1200.N1	27-DEC-2006 14:04:12	Dark	42.000	91	Kap Vel	2.4900	26000.	84	25229	No
177	GOM_NL__2PRFIN20061227_140952_000000492054_00125_25229_1201.N1	27-DEC-2006 14:09:52	Dark	49.000	2	Alp Car	-0.73600	7000.0	98	25229	No
178	GOM_NL__2PRFIN20061227_141258_000000492054_00125_25229_1202.N1	27-DEC-2006 14:12:58	Dark	48.500	117	Pi Pup	2.7060	3800.0	97	25229	No
179	GOM_NL__2PRFIN20061227_141538_000000392054_00125_25229_1203.N1	27-DEC-2006 14:15:38	Straylight	39.000	108	Alp Col	2.6520	15200.	78	25229	No
180	GOM_NL__2PRFIN20061227_141952_000000432054_00125_25229_1204.N1	27-DEC-2006 14:19:52	Straylight	43.000	47	2Bet CMa	1.9760	28000.	86	25229	No
181	GOM_NL__2PRFIN20061227_142313_000000432054_00125_25229_1205.N1	27-DEC-2006 14:23:13	Straylight	43.000	7	19Bet Ori	0.10000	14000.	86	25229	No
182	GOM_NL__2PRFIN20061227_142511_000000422054_00125_25229_1206.N1	27-DEC-2006 14:25:11	Straylight	41.500	30	46Eps Ori	1.6940	30000.	83	25229	No
183	GOM_NL__2PRFIN20061227_142751_000000512054_00125_25229_1207.N1	27-DEC-2006 14:27:51	Tw_i_and_stray	51.000	14	58Alp Ori	0.87000	3000.0	102	25229	No
184	GOM_NL__2PRFIN20061227_143025_000000432054_00125_25229_1208.N1	27-DEC-2006 14:30:25	Bright	43.000	13	87Alp Tau	0.86700	3800.0	86	25229	No
185	GOM_NL__2PRFIN20061227_143151_000000442054_00125_25229_1209.N1	27-DEC-2006 14:31:51	Bright	43.500	176	23Zet Tau	3.0200	22000.	87	25229	No
186	GOM_NL__2PRFIN20061227_143357_000000372054_00125_25229_1210.N1	27-DEC-2006 14:33:57	Bright	37.000	28	12Bet Tau	1.6500	15200.	74	25229	No
187	GOM_NL__2PRFIN20061227_143852_000000432054_00125_25229_1211.N1	27-DEC-2006 14:38:52	Bright	42.500	6	13Alp Aur	0.080000	3400.0	85	25229	No
188	GOM_NL__2PRFIN20061227_145054_000000352054_00125_25229_1212.N1	27-DEC-2006 14:50:54	Bright	34.500	49	1Alp UMi	1.9900	6300.0	69	25229	No
189	GOM_NL__2PRFIN20061227_145528_000000382054_00125_25229_1213.N1	27-DEC-2006 14:55:28	Bright	37.500	60	7Bet UMi	2.0810	3950.0	75	25229	No
190	GOM_NL__2PRFIN20061227_145909_000000342054_00125_25229_1214.N1	27-DEC-2006 14:59:09	Bright	34.000	119	14Eta Dra	2.7270	4700.0	68	25229	No
191	GOM_NL__2PRFIN20061227_150952_000000392054_00125_25229_1215.N1	27-DEC-2006 15:09:52	Bright	38.500	83		2.3780	11000.	77	25229	No
192	GOM_NL__2PRFIN20061227_151504_000000342054_00125_25229_1216.N1	27-DEC-2006 15:15:04	Bright	34.000	102	24Alp Ser	2.6000	4250.0	68	25229	No
193	GOM_NL__2PRFIN20061227_151959_000000542054_00125_25229_1217.N1	27-DEC-2006 15:19:59	Bright	54.000	104	27Bet Lib	2.6140	13100.	108	25229	No
194	GOM_NL__2PRFIN20061227_152229_000000432054_00125_25229_1218.N1	27-DEC-2006 15:22:29	Bright	43.000	122	9Alp2Lib	2.7470	9700.0	86	25229	No
195	GOM_NL__2PRFIN20061227_152914_000000462054_00125_25229_1219.N1	27-DEC-2006 15:29:14	Dark	46.000	54	5The Cen	2.0550	4500.0	92	25229	No
196	GOM_NL__2PRFIN20061227_153048_000000392054_00125_25229_1220.N1	27-DEC-2006 15:30:48	Dark	38.500	78	Alp Lup	2.3040	28000.	77	25229	No
197	GOM_NL__2PRFIN20061227_153206_000000402054_00125_25229_1221.N1	27-DEC-2006 15:32:06	Dark	39.500	95	Zet Cen	2.5450	26000.	79	25229	No
198	GOM_NL__2PRFIN20061227_153442_000000382054_00126_25230_1368.N1	27-DEC-2006 15:34:42	Dark	38.000	10	Bet Cen	0.61000	28000.	76	25230	No
199	GOM_NL__2PRFIN20061227_153744_000000412054_00126_25230_1369.N1	27-DEC-2006 15:37:44	Dark	41.000	12	Alp1Cru	0.77500	30000.	82	25230	No
200	GOM_NL__2PRFIN20061227_154104_000000372054_00126_25230_1370.N1	27-DEC-2006 15:41:04	Dark	37.000	124	The Car	2.7640	30000.	74	25230	No
201	GOM_NL__2PRFIN20061227_154311_000000382054_00126_25230_1371.N1	27-DEC-2006 15:43:11	Dark	38.000	29	Bet Car	1.6720	10200.	76	25230	No
202	GOM_NL__2PRFIN20061227_154448_000000422054_00126_25230_1372.N1	27-DEC-2006 15:44:48	Dark	42.000	91	Kap Vel	2.4900	26000.	84	25230	No
203	GOM_NL__2PRFIN20061227_155028_000000482054_00126_25230_1373.N1	27-DEC-2006 15:50:28	Dark	48.000	2	Alp Car	-0.73600	7000.0	96	25230	No
204	GOM_NL__2PRFIN20061227_155335_000000472054_00126_25230_1374.N1	27-DEC-2006 15:53:35	Dark	47.000	117	Pi Pup	2.7060	3800.0	94	25230	No
205	GOM_NL__2PRFIN20061227_155614_000000412054_00126_25230_1375.N1	27-DEC-2006 15:56:14	Straylight	41.000	108	Alp Col	2.6520	15200.	82	25230	No
206	GOM_NL__2PRFIN20061227_160056_000000422054_00126_25230_1376.N1	27-DEC-2006 16:00:56	Straylight	42.000	101	11Alp Lep	2.5820	7000.0	84	25230	No
207	GOM_NL__2PRFIN20061227_160350_000000442054_00126_25230_1377.N1	27-DEC-2006 16:03:50	Straylight	44.000	7	19Bet Ori	0.10000	14000.	88	25230	No
208	GOM_NL__2PRFIN20061227_160547_000000432054_00126_25230_1378.N1	27-DEC-2006 16:05:47	Straylight	43.000	30	46Eps Ori	1.6940	30000.	86	25230	No
209	GOM_NL__2PRFIN20061227_160826_000000522054_00126_25230_1379.N1	27-DEC-2006 16:08:26	Tw_i_and_stray	51.500	14	58Alp Ori	0.87000	3000.0	103	25230	No
210	GOM_NL__2PRFIN20061227_161101_000000522054_00126_25230_1380.N1	27-DEC-2006 16:11:01	Bright	52.000	13	87Alp Tau	0.86700	3800.0	104	25230	No
211	GOM_NL__2PRFIN20061227_161227_000000452054_00126_25230_1381.N1	27-DEC-2006 16:12:27	Bright	45.000	176	23Zet Tau	3.0200	22000.	90	25230	No
212	GOM_NL__2PRFIN20061227_161433_000000402054_00126_25230_1382.N1	27-DEC-2006 16:14:33	Bright	39.500	28	12Bet Tau	1.6500	15200.	79	25230	No
213	GOM_NL__2PRFIN20061227_161928_000000422054_00126_25230_1383.N1	27-DEC-2006 16:19:28	Bright	42.000	6	13Alp Aur	0.080000	3400.0	84	25230	No
214	GOM_NL__2PRFIN20061227_163130_000000352054_00126_25230_1384.N1	27-DEC-2006 16:31:30	Bright	35.000	49	1Alp UMi	1.9900	6300.0	70	25230	No
215	GOM_NL__2PRFIN20061227_163604_000000372054_00126_25230_1385.N1	27-DEC-2006 16:36:04	Bright	36.500	60	7Bet UMi	2.0810	3950.0	73	25230	No
216	GOM_NL__2PRFIN20061227_163945_000000372054_00126_25230_1386.N1	27-DEC-2006 16:39:45	Bright	36.500	119	14Eta Dra	2.7270	4700.0	73	25230	No
217	GOM_NL__2PRFIN20061227_165029_000000492054_00126_25230_1387.N1	27-DEC-2006 16:50:29	Bright	48.500	83		2.3780	11000.	97	25230	No
218	GOM_NL__2PRFIN20061227_165540_000000352054_00126_25230_1388.N1	27-DEC-2006 16:55:40	Bright	34.500	102	24Alp Ser	2.6000	4250.0	69	25230	No
219	GOM_NL__2PRFIN20061227_170035_000000542054_00126_25230_1389.N1	27-DEC-2006 17:00:35	Bright	54.000	104	27Bet Lib	2.6140	13100.	108	25230	No

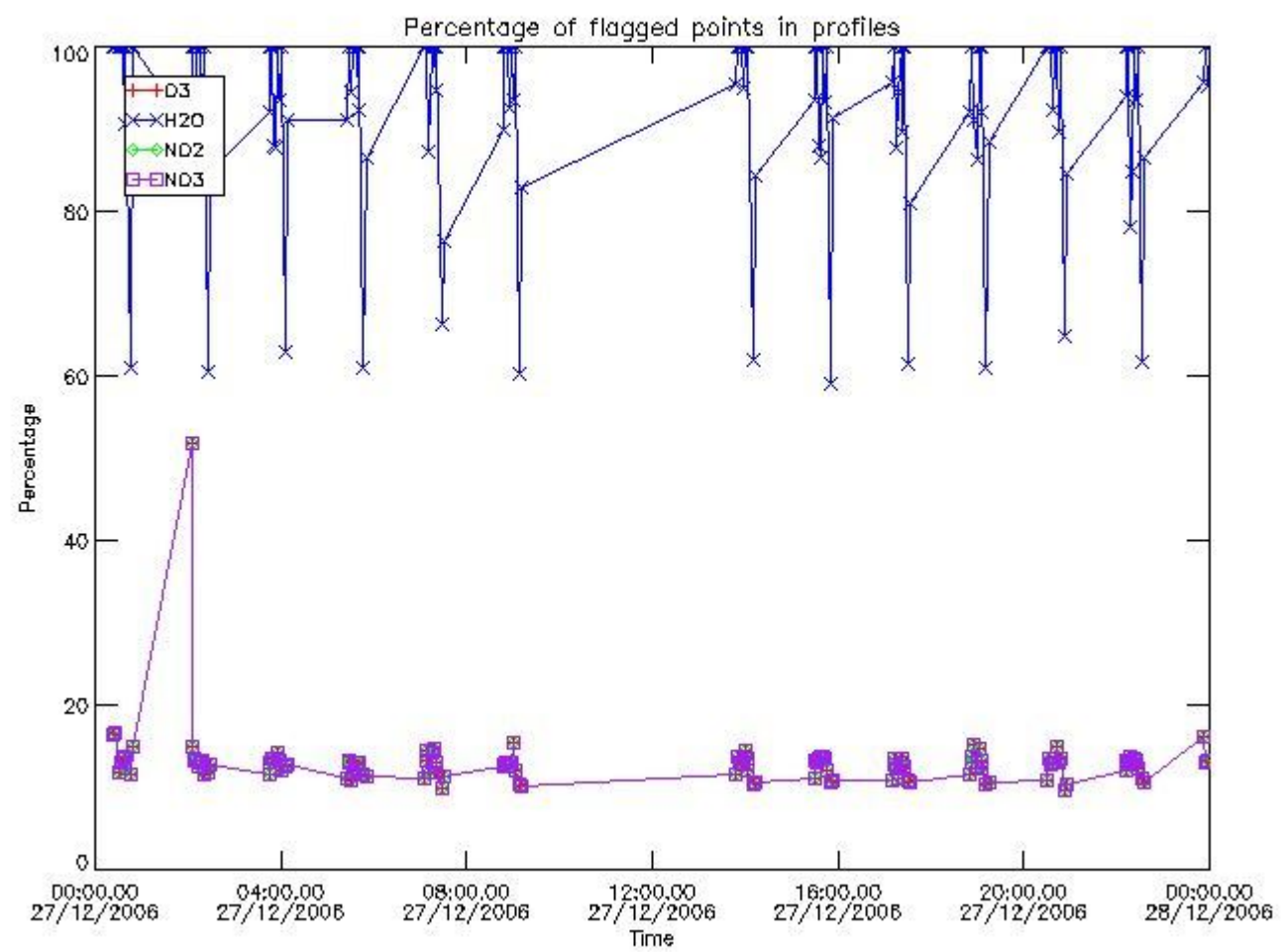
220	GOM_NL__2PRFIN20061227_170305_000000432054_00126_25230_1390.N1	27-DEC-2006 17:03:05	Bright	43.000	122	9Alp2Lib	2.7470	9700.0	86	25230	No
221	GOM_NL__2PRFIN20061227_170951_000000482054_00126_25230_1391.N1	27-DEC-2006 17:09:51	Dark	47.500	54	5The Cen	2.0550	4500.0	95	25230	No
222	GOM_NL__2PRFIN20061227_171124_000000382054_00126_25230_1392.N1	27-DEC-2006 17:11:24	Dark	38.000	78	Alp Lup	2.3040	28000.	76	25230	No
223	GOM_NL__2PRFIN20061227_171242_000000402054_00126_25230_1393.N1	27-DEC-2006 17:12:42	Dark	40.000	95	Zet Cen	2.5450	26000.	80	25230	No
224	GOM_NL__2PRFIN20061227_171518_000000422054_00127_25231_5433.N1	27-DEC-2006 17:15:18	Dark	41.500	10	Bet Cen	0.61000	28000.	83	25231	No
225	GOM_NL__2PRFIN20061227_171821_000000462054_00127_25231_5434.N1	27-DEC-2006 17:18:21	Dark	45.500	12	Alp1Cru	0.77500	30000.	91	25231	No
226	GOM_NL__2PRFIN20061227_172140_000000382054_00127_25231_5435.N1	27-DEC-2006 17:21:40	Dark	38.000	124	The Car	2.7640	30000.	76	25231	No
227	GOM_NL__2PRFIN20061227_172347_000000402054_00127_25231_5436.N1	27-DEC-2006 17:23:47	Dark	39.500	29	Bet Car	1.6720	10200.	79	25231	No
228	GOM_NL__2PRFIN20061227_172525_000000412054_00127_25231_5437.N1	27-DEC-2006 17:25:25	Dark	41.000	91	Kap Vel	2.4900	26000.	82	25231	No
229	GOM_NL__2PRFIN20061227_173104_000000472054_00127_25231_5438.N1	27-DEC-2006 17:31:04	Dark	47.000	2	Alp Car	-0.73600	7000.0	94	25231	No
230	GOM_NL__2PRFIN20061227_173411_000000482054_00127_25231_5439.N1	27-DEC-2006 17:34:11	Dark	48.000	117	Pi Pup	2.7060	3800.0	96	25231	No
231	GOM_NL__2PRFIN20061227_173651_000000402054_00127_25231_5440.N1	27-DEC-2006 17:36:51	Straylight	40.000	108	Alp Col	2.6520	15200.	80	25231	No
232	GOM_NL__2PRFIN20061227_174132_000000412054_00127_25231_5441.N1	27-DEC-2006 17:41:32	Straylight	40.500	101	11Alp Lep	2.5820	7000.0	81	25231	No
233	GOM_NL__2PRFIN20061227_174426_000000412054_00127_25231_5442.N1	27-DEC-2006 17:44:26	Straylight	41.000	7	19Bet Ori	0.10000	14000.	82	25231	No
234	GOM_NL__2PRFIN20061227_174623_000000452054_00127_25231_5443.N1	27-DEC-2006 17:46:23	Straylight	44.500	30	46Eps Ori	1.6940	30000.	89	25231	No
235	GOM_NL__2PRFIN20061227_174902_000000572054_00127_25231_5444.N1	27-DEC-2006 17:49:02	Tw_i_and_stray	57.000	14	58Alp Ori	0.87000	3000.0	114	25231	No
236	GOM_NL__2PRFIN20061227_175137_000000502054_00127_25231_5445.N1	27-DEC-2006 17:51:37	Bright	49.500	13	87Alp Tau	0.86700	3800.0	99	25231	No
237	GOM_NL__2PRFIN20061227_175303_000000472054_00127_25231_5446.N1	27-DEC-2006 17:53:03	Bright	46.500	176	23Zet Tau	3.0200	22000.	93	25231	No
238	GOM_NL__2PRFIN20061227_175508_000000382054_00127_25231_5447.N1	27-DEC-2006 17:55:08	Bright	37.500	28	12Bet Tau	1.6500	15200.	75	25231	No
239	GOM_NL__2PRFIN20061227_180004_000000432054_00127_25231_5448.N1	27-DEC-2006 18:00:04	Bright	42.500	6	13Alp Aur	0.080000	3400.0	85	25231	No
240	GOM_NL__2PRFIN20061227_181206_000000372054_00127_25231_5449.N1	27-DEC-2006 18:12:06	Bright	36.500	49	1Alp UMi	1.9900	6300.0	73	25231	No
241	GOM_NL__2PRFIN20061227_181640_000000372054_00127_25231_5450.N1	27-DEC-2006 18:16:40	Bright	37.000	60	7Bet UMi	2.0810	3950.0	74	25231	No
242	GOM_NL__2PRFIN20061227_182021_000000362054_00127_25231_5451.N1	27-DEC-2006 18:20:21	Bright	36.000	119	14Eta Dra	2.7270	4700.0	72	25231	No
243	GOM_NL__2PRFIN20061227_183105_000000392054_00127_25231_5452.N1	27-DEC-2006 18:31:05	Bright	38.500	83		2.3780	11000.	77	25231	No
244	GOM_NL__2PRFIN20061227_183616_000000352054_00127_25231_5453.N1	27-DEC-2006 18:36:16	Bright	35.000	102	24Alp Ser	2.6000	4250.0	70	25231	No
245	GOM_NL__2PRFIN20061227_184111_000000542054_00127_25231_5454.N1	27-DEC-2006 18:41:11	Bright	54.000	104	27Bet Lib	2.6140	13100.	108	25231	No
246	GOM_NL__2PRFIN20061227_184342_000000442054_00127_25231_5455.N1	27-DEC-2006 18:43:42	Bright	44.000	122	9Alp2Lib	2.7470	9700.0	88	25231	No
247	GOM_NL__2PRFIN20061227_185027_000000452054_00127_25231_5456.N1	27-DEC-2006 18:50:27	Dark	44.500	54	5The Cen	2.0550	4500.0	89	25231	No
248	GOM_NL__2PRFIN20061227_185200_000000372054_00127_25231_5457.N1	27-DEC-2006 18:52:00	Dark	37.000	78	Alp Lup	2.3040	28000.	74	25231	No
249	GOM_NL__2PRFIN20061227_185319_000000402054_00127_25231_5458.N1	27-DEC-2006 18:53:19	Dark	39.500	95	Zet Cen	2.5450	26000.	79	25231	No
250	GOM_NL__2PRFIN20061227_185555_000000402054_00128_25232_1553.N1	27-DEC-2006 18:55:55	Dark	40.000	10	Bet Cen	0.61000	28000.	80	25232	No
251	GOM_NL__2PRFIN20061227_185857_000000412054_00128_25232_1554.N1	27-DEC-2006 18:58:57	Dark	40.500	12	Alp1Cru	0.77500	30000.	81	25232	No
252	GOM_NL__2PRFIN20061227_190217_000000382054_00128_25232_1555.N1	27-DEC-2006 19:02:17	Dark	38.000	124	The Car	2.7640	30000.	76	25232	No
253	GOM_NL__2PRFIN20061227_190423_000000392054_00128_25232_1556.N1	27-DEC-2006 19:04:23	Dark	38.500	29	Bet Car	1.6720	10200.	77	25232	No
254	GOM_NL__2PRFIN20061227_190602_000000422054_00128_25232_1557.N1	27-DEC-2006 19:06:02	Dark	41.500	91	Kap Vel	2.4900	26000.	83	25232	No
255	GOM_NL__2PRFIN20061227_191141_000000492054_00128_25232_1558.N1	27-DEC-2006 19:11:41	Dark	49.000	2	Alp Car	-0.73600	7000.0	98	25232	No
256	GOM_NL__2PRFIN20061227_191447_000000492054_00128_25232_1559.N1	27-DEC-2006 19:14:47	Dark	48.500	117	Pi Pup	2.7060	3800.0	97	25232	No
257	GOM_NL__2PRFIN20061227_191727_000000372054_00128_25232_1560.N1	27-DEC-2006 19:17:27	Straylight	36.500	108	Alp Col	2.6520	15200.	73	25232	No
258	GOM_NL__2PRFIN20061227_192140_000000462054_00128_25232_1561.N1	27-DEC-2006 19:21:40	Straylight	46.000	47	2Bet CMa	1.9760	28000.	92	25232	No
259	GOM_NL__2PRFIN20061227_192502_000000442054_00128_25232_1562.N1	27-DEC-2006 19:25:02	Straylight	44.000	7	19Bet Ori	0.10000	14000.	88	25232	No
260	GOM_NL__2PRFIN20061227_192659_000000442054_00128_25232_1563.N1	27-DEC-2006 19:26:59	Straylight	44.000	30	46Eps Ori	1.6940	30000.	88	25232	No
261	GOM_NL__2PRFIN20061227_192938_000000572054_00128_25232_1564.N1	27-DEC-2006 19:29:38	Tw_i_and_stray	57.000	14	58Alp Ori	0.87000	3000.0	114	25232	No
262	GOM_NL__2PRFIN20061227_193213_000000472054_00128_25232_1565.N1	27-DEC-2006 19:32:13	Bright	47.000	13	87Alp Tau	0.86700	3800.0	94	25232	No
263	GOM_NL__2PRFIN20061227_193339_000000442054_00128_25232_1566.N1	27-DEC-2006 19:33:39	Bright	43.500	176	23Zet Tau	3.0200	22000.	87	25232	No
264	GOM_NL__2PRFIN20061227_193544_000000382054_00128_25232_1567.N1	27-DEC-2006 19:35:44	Bright	38.000	28	12Bet Tau	1.6500	15200.	76	25232	No
265	GOM_NL__2PRFIN20061227_194040_000000392054_00128_25232_1568.N1	27-DEC-2006 19:40:40	Bright	38.500	6	13Alp Aur	0.080000	3400.0	77	25232	No
266	GOM_NL__2PRFIN20061227_195242_000000362054_00128_25232_1569.N1	27-DEC-2006 19:52:42	Bright	36.000	49	1Alp UMi	1.9900	6300.0	72	25232	No
267	GOM_NL__2PRFIN20061227_195716_000000352054_00128_25232_1570.N1	27-DEC-2006 19:57:16	Bright	34.500	60	7Bet UMi	2.0810	3950.0	69	25232	No
268	GOM_NL__2PRFIN20061227_200057_000000352054_00128_25232_1571.N1	27-DEC-2006 20:00:57	Bright	35.000	119	14Eta Dra	2.7270	4700.0	70	25232	No
269	GOM_NL__2PRFIN20061227_201141_000000592054_00128_25232_1572.N1	27-DEC-2006 20:11:41	Bright	59.000	83		2.3780	11000.	118	25232	No
270	GOM_NL__2PRFIN20061227_201652_000000352054_00128_25232_1573.N1	27-DEC-2006 20:16:52	Bright	35.000	102	24Alp Ser	2.6000	4250.0	70	25232	No
271	GOM_NL__2PRFIN20061227_202147_000000362054_00128_25232_1574.N1	27-DEC-2006 20:21:47	Bright	36.000	104	27Bet Lib	2.6140	13100.	72	25232	No
272	GOM_NL__2PRFIN20061227_202418_000000432054_00128_25232_1575.N1	27-DEC-2006 20:24:18	Bright	42.500	122	9Alp2Lib	2.7470	9700.0	85	25232	No
273	GOM_NL__2PRFIN20061227_203104_000000472054_00128_25232_1576.N1	27-DEC-2006 20:31:04	Dark	46.500	54	5The Cen	2.0550	4500.0	93	25232	No
274	GOM_NL__2PRFIN20061227_203237_000000382054_00128_25232_1577.N1	27-DEC-2006 20:32:37	Dark	37.500	78	Alp Lup	2.3040	28000.	75	25232	No
275	GOM_NL__2PRFIN20061227_203355_000000402054_00128_25232_1578.N1	27-DEC-2006 20:33:55	Dark	40.000	95	Zet Cen	2.5450	26000.	80	25232	No
276	GOM_NL__2PRFIN20061227_203631_000000392054_00129_25233_1559.N1	27-DEC-2006 20:36:31	Dark	39.000	10	Bet Cen	0.61000	28000.	78	25233	No
277	GOM_NL__2PRFIN20061227_203933_000000392054_00129_25233_1560.N1	27-DEC-2006 20:39:33	Dark	39.000	12	Alp1Cru	0.77500	30000.	78	25233	No
278	GOM_NL__2PRFIN20061227_204253_000000382054_00129_25233_1561.N1	27-DEC-2006 20:42:53	Dark	37.500	124	The Car	2.7640	30000.	75	25233	No

279	GOM_NL__2PRFIN20061227_204500_000000402054_00129_25233_1562.N1	27-DEC-2006 20:45:00	Dark	39.500	29	Bet Car	1.6720	10200.	79	25233	No
280	GOM_NL__2PRFIN20061227_204638_000000422054_00129_25233_1563.N1	27-DEC-2006 20:46:38	Dark	41.500	91	Kap Vel	2.4900	26000.	83	25233	No
281	GOM_NL__2PRFIN20061227_205217_000000532054_00129_25233_1564.N1	27-DEC-2006 20:52:17	Dark	53.000	2	Alp Car	-0.73600	7000.0	106	25233	No
282	GOM_NL__2PRFIN20061227_205524_000000492054_00129_25233_1565.N1	27-DEC-2006 20:55:24	Dark	49.000	117	Pi Pup	2.7060	3800.0	98	25233	No
283	GOM_NL__2PRFIN20061227_205803_000000392054_00129_25233_1566.N1	27-DEC-2006 20:58:03	Straylight	38.500	108	Alp Col	2.6520	15200.	77	25233	No
284	GOM_NL__2PRFIN20061227_210216_000000452054_00129_25233_1567.N1	27-DEC-2006 21:02:16	Straylight	44.500	47	2Bet CMa	1.9760	28000.	89	25233	No
285	GOM_NL__2PRFIN20061227_210538_000000492054_00129_25233_1568.N1	27-DEC-2006 21:05:38	Straylight	48.500	7	19Bet Ori	0.10000	14000.	97	25233	No
286	GOM_NL__2PRFIN20061227_210735_000000432054_00129_25233_1569.N1	27-DEC-2006 21:07:35	Straylight	42.500	30	46Eps Ori	1.6940	30000.	85	25233	No
287	GOM_NL__2PRFIN20061227_211014_000000532054_00129_25233_1570.N1	27-DEC-2006 21:10:14	Tw_i_and_stray	52.500	14	58Alp Ori	0.87000	3000.0	105	25233	No
288	GOM_NL__2PRFIN20061227_211249_000000522054_00129_25233_1571.N1	27-DEC-2006 21:12:49	Bright	52.000	13	87Alp Tau	0.86700	3800.0	104	25233	No
289	GOM_NL__2PRFIN20061227_211415_000000512054_00129_25233_1572.N1	27-DEC-2006 21:14:15	Bright	51.000	176	23Zet Tau	3.0200	22000.	102	25233	No
290	GOM_NL__2PRFIN20061227_211620_000000382054_00129_25233_1573.N1	27-DEC-2006 21:16:20	Bright	37.500	28	12Bet Tau	1.6500	15200.	75	25233	No
291	GOM_NL__2PRFIN20061227_212116_000000412054_00129_25233_1574.N1	27-DEC-2006 21:21:16	Bright	41.000	6	13Alp Aur	0.080000	3400.0	82	25233	No
292	GOM_NL__2PRFIN20061227_213318_000000342054_00129_25233_1575.N1	27-DEC-2006 21:33:18	Bright	34.000	49	1Alp UMi	1.9900	6300.0	68	25233	No
293	GOM_NL__2PRFIN20061227_213752_000000542054_00129_25233_1576.N1	27-DEC-2006 21:37:52	Bright	54.000	60	7Bet UMi	2.0810	3950.0	108	25233	No
294	GOM_NL__2PRFIN20061227_214133_000000362054_00129_25233_1577.N1	27-DEC-2006 21:41:33	Bright	36.000	119	14Eta Dra	2.7270	4700.0	72	25233	No
295	GOM_NL__2PRFIN20061227_215217_000000392054_00129_25233_1578.N1	27-DEC-2006 21:52:17	Bright	39.000	83		2.3780	11000.	78	25233	No
296	GOM_NL__2PRFIN20061227_215729_000000352054_00129_25233_1579.N1	27-DEC-2006 21:57:29	Bright	34.500	102	24Alp Ser	2.6000	4250.0	69	25233	No
297	GOM_NL__2PRFIN20061227_220224_000000402054_00129_25233_1580.N1	27-DEC-2006 22:02:24	Bright	39.500	104	27Bet Lib	2.6140	13100.	79	25233	No
298	GOM_NL__2PRFIN20061227_220455_000000442054_00129_25233_1581.N1	27-DEC-2006 22:04:55	Bright	43.500	122	9Alp2Lib	2.7470	9700.0	87	25233	No
299	GOM_NL__2PRFIN20061227_221140_000000422054_00129_25233_1582.N1	27-DEC-2006 22:11:40	Dark	42.000	54	5The Cen	2.0550	4500.0	84	25233	No
300	GOM_NL__2PRFIN20061227_221313_000000392054_00129_25233_1583.N1	27-DEC-2006 22:13:13	Dark	38.500	78	Alp Lup	2.3040	28000.	77	25233	No
301	GOM_NL__2PRFIN20061227_221432_000000392054_00129_25233_1584.N1	27-DEC-2006 22:14:32	Dark	39.000	95	Zet Cen	2.5450	26000.	78	25233	No
302	GOM_NL__2PRFIN20061227_221707_000000372054_00130_25234_5441.N1	27-DEC-2006 22:17:07	Dark	37.000	10	Bet Cen	0.61000	28000.	74	25234	No
303	GOM_NL__2PRFIN20061227_222010_000000402054_00130_25234_5442.N1	27-DEC-2006 22:20:10	Dark	40.000	12	Alp1Cru	0.77500	30000.	80	25234	No
304	GOM_NL__2PRFIN20061227_222330_000000382054_00130_25234_5443.N1	27-DEC-2006 22:23:30	Dark	37.500	124	The Car	2.7640	30000.	75	25234	No
305	GOM_NL__2PRFIN20061227_222536_000000392054_00130_25234_5444.N1	27-DEC-2006 22:25:36	Dark	38.500	29	Bet Car	1.6720	10200.	77	25234	No
306	GOM_NL__2PRFIN20061227_222715_000000422054_00130_25234_5445.N1	27-DEC-2006 22:27:15	Dark	41.500	91	Kap Vel	2.4900	26000.	83	25234	No
307	GOM_NL__2PRFIN20061227_223253_000000462054_00130_25234_5446.N1	27-DEC-2006 22:32:53	Dark	46.000	2	Alp Car	-0.73600	7000.0	92	25234	No
308	GOM_NL__2PRFIN20061227_223600_000000492054_00130_25234_5447.N1	27-DEC-2006 22:36:00	Dark	48.500	117	Pi Pup	2.7060	3800.0	97	25234	No
309	GOM_NL__2PRFIN20061227_223839_000000402054_00130_25234_5448.N1	27-DEC-2006 22:38:39	Straylight	39.500	108	Alp Col	2.6520	15200.	79	25234	No
310	GOM_NL__2PRFIN20061227_224252_000000432054_00130_25234_5449.N1	27-DEC-2006 22:42:52	Straylight	43.000	47	2Bet CMa	1.9760	28000.	86	25234	No
311	GOM_NL__2PRFIN20061227_224614_000000442054_00130_25234_5450.N1	27-DEC-2006 22:46:14	Straylight	44.000	7	19Bet Ori	0.10000	14000.	88	25234	No
312	GOM_NL__2PRFIN20061227_224810_000000442054_00130_25234_5451.N1	27-DEC-2006 22:48:10	Straylight	44.000	30	46Eps Ori	1.6940	30000.	88	25234	No
313	GOM_NL__2PRFIN20061227_225050_000000502054_00130_25234_5452.N1	27-DEC-2006 22:50:50	Tw_i_and_stray	50.000	14	58Alp Ori	0.87000	3000.0	100	25234	No
314	GOM_NL__2PRFIN20061227_225325_000000522054_00130_25234_5453.N1	27-DEC-2006 22:53:25	Bright	52.000	13	87Alp Tau	0.86700	3800.0	104	25234	No
315	GOM_NL__2PRFIN20061227_225450_000000422054_00130_25234_5454.N1	27-DEC-2006 22:54:50	Bright	41.500	176	23Zet Tau	3.0200	22000.	83	25234	No
316	GOM_NL__2PRFIN20061227_225656_000000392054_00130_25234_5455.N1	27-DEC-2006 22:56:56	Bright	38.500	28	12Bet Tau	1.6500	15200.	77	25234	No
317	GOM_NL__2PRFIN20061227_230151_000000392054_00130_25234_5456.N1	27-DEC-2006 23:01:51	Bright	39.000	6	13Alp Aur	0.080000	3400.0	78	25234	No
318	GOM_NL__2PRFIN20061227_231354_000000352054_00130_25234_5457.N1	27-DEC-2006 23:13:54	Bright	35.000	49	1Alp UMi	1.9900	6300.0	70	25234	No
319	GOM_NL__2PRFIN20061227_231828_000000372054_00130_25234_5458.N1	27-DEC-2006 23:18:28	Bright	36.500	60	7Bet UMi	2.0810	3950.0	73	25234	No
320	GOM_NL__2PRFIN20061227_232209_000000522054_00130_25234_5459.N1	27-DEC-2006 23:22:09	Bright	52.000	119	14Eta Dra	2.7270	4700.0	104	25234	No
321	GOM_NL__2PRFIN20061227_233253_000000402054_00130_25234_5460.N1	27-DEC-2006 23:32:53	Bright	39.500	83		2.3780	11000.	79	25234	No
322	GOM_NL__2PRFIN20061227_233805_000000352054_00130_25234_5461.N1	27-DEC-2006 23:38:05	Bright	34.500	102	24Alp Ser	2.6000	4250.0	69	25234	No
323	GOM_NL__2PRFIN20061227_234300_000000372054_00130_25234_5462.N1	27-DEC-2006 23:43:00	Bright	36.500	104	27Bet Lib	2.6140	13100.	73	25234	No
324	GOM_NL__2PRFIN20061227_234531_000000432054_00130_25234_5463.N1	27-DEC-2006 23:45:31	Bright	43.000	122	9Alp2Lib	2.7470	9700.0	86	25234	No
325	GOM_NL__2PRFIN20061227_235217_000000482054_00130_25234_5464.N1	27-DEC-2006 23:52:17	Dark	47.500	54	5The Cen	2.0550	4500.0	95	25234	No
326	GOM_NL__2PRFIN20061227_235349_000000392054_00130_25234_5465.N1	27-DEC-2006 23:53:49	Dark	39.000	78	Alp Lup	2.3040	28000.	78	25234	No
327	GOM_NL__2PRFIN20061227_235743_000000422054_00131_25235_5902.N1	27-DEC-2006 23:57:43	Dark	42.000	10	Bet Cen	0.61000	28000.	84	25235	No

### 3. Quality information per product

In this section it is plotted some information contained in the Quality Summary data set of the level 2 products. Only products in dark limb conditions and without errors (error flag in the MPH set to "0") are used.

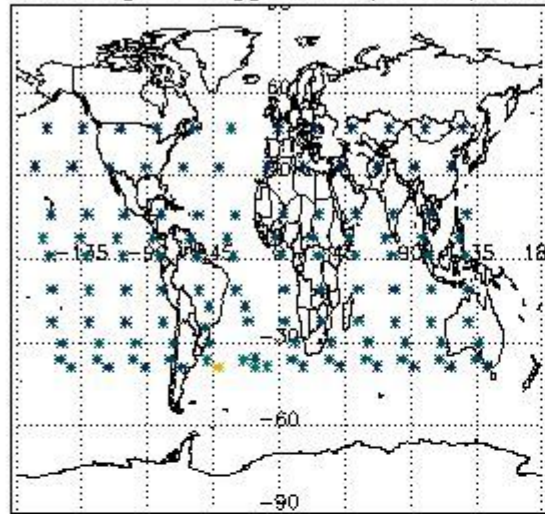
#### 3.1 Plot quality information per product (time dependant)



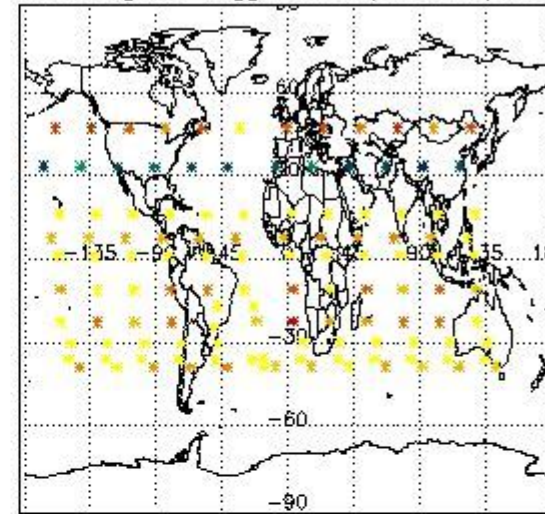
3.2 Plot quality information per product (world map)



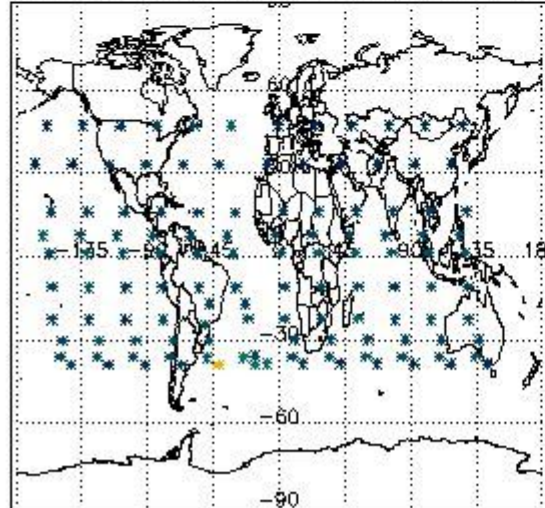
Percentage of flagged data per O3 profile



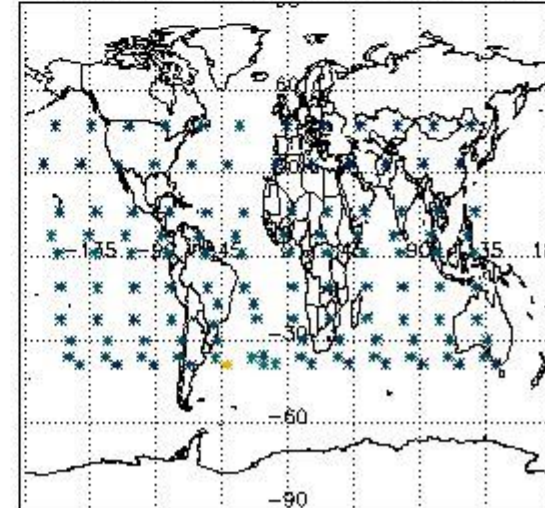
Percentage of flagged data per H2O profile



Percentage of flagged data per NO2 profile



Percentage of flagged data per NO3 profile

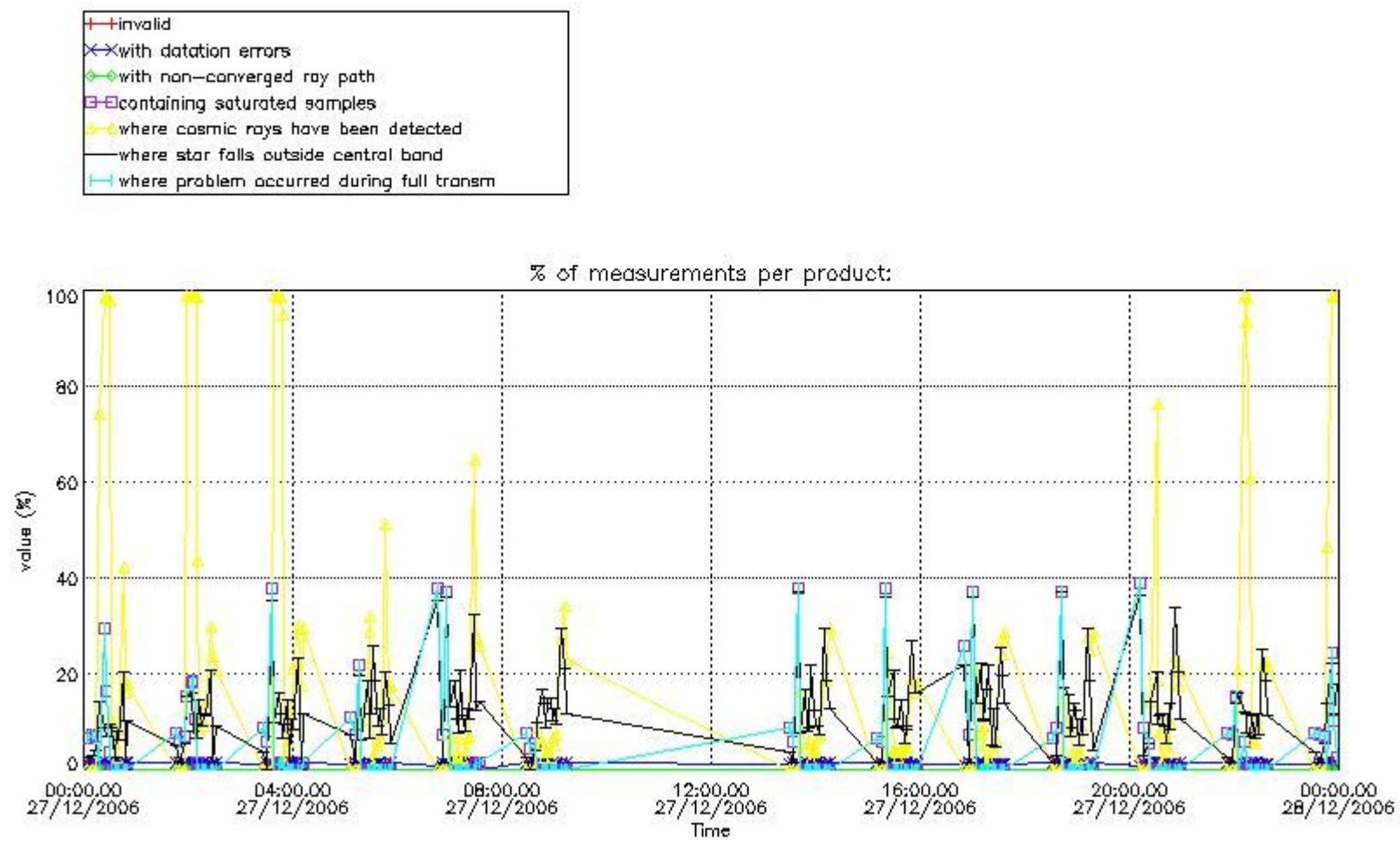


#### 4. Level 1 quality information per product

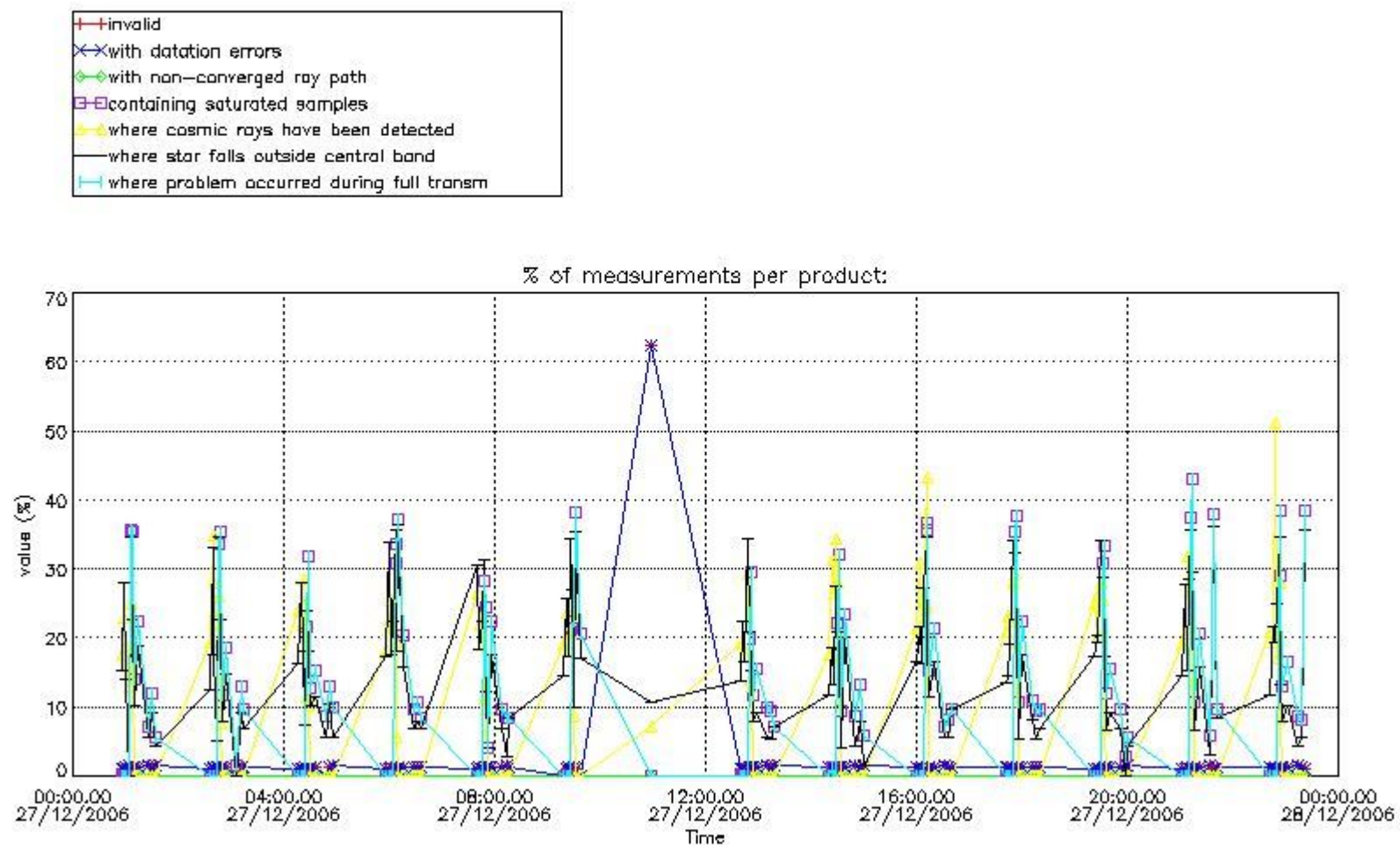
In this section it is plotted some information contained in the Quality Summary data set of the level 2 products that comes from the level 1b processing. Products without errors (error flag in the MPH set to "0") are used.

##### 4.1 Plot quality information per product (time dependant) coming from level 1b processing

###### 4.1.1 Plot level 1 quality information per product (time dependant): ENVISAT ASCENDING passes



4.1.2 Plot level 1 quality information per product (time dependant): ENVI SAT DESCENDING passes

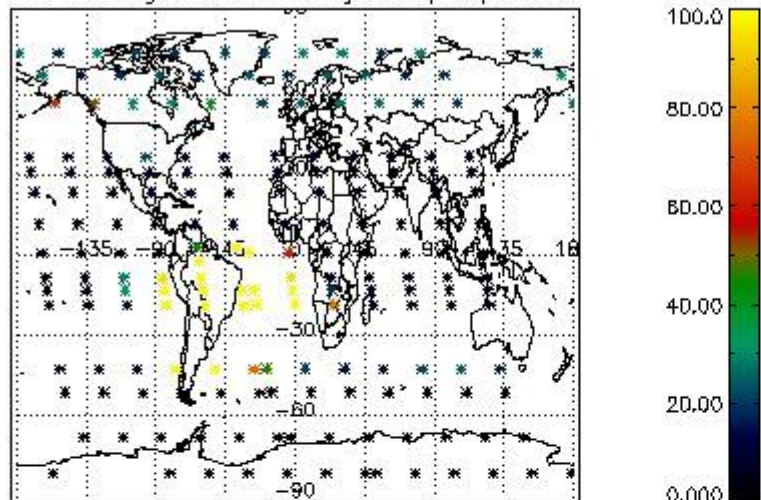


4.2 Plot quality information per product coming from level 1b processing (world map)

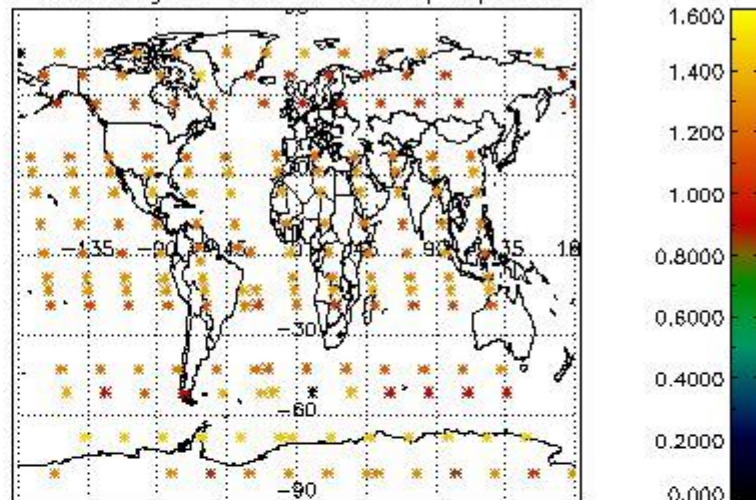
4.2.1 Plot level 1 quality information per product (world map): ENVISAT ASCENDING passes



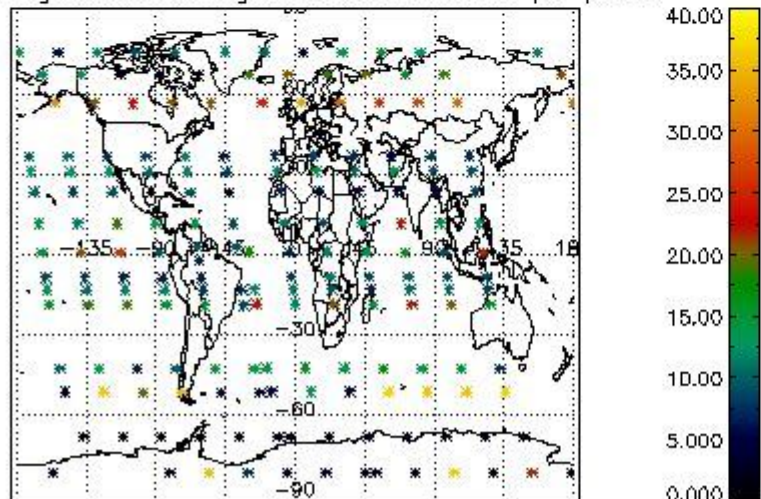
Percentage of cosmic ray hits per profile



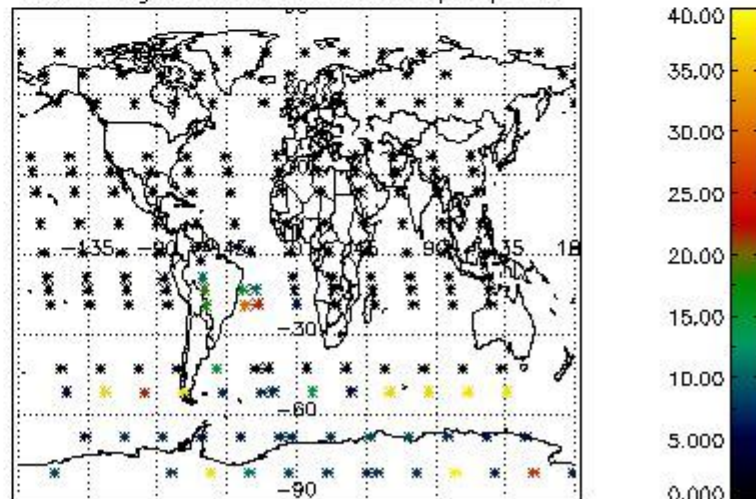
Percentage of datation errors per profile



Percentage of star falling outside central band per profile

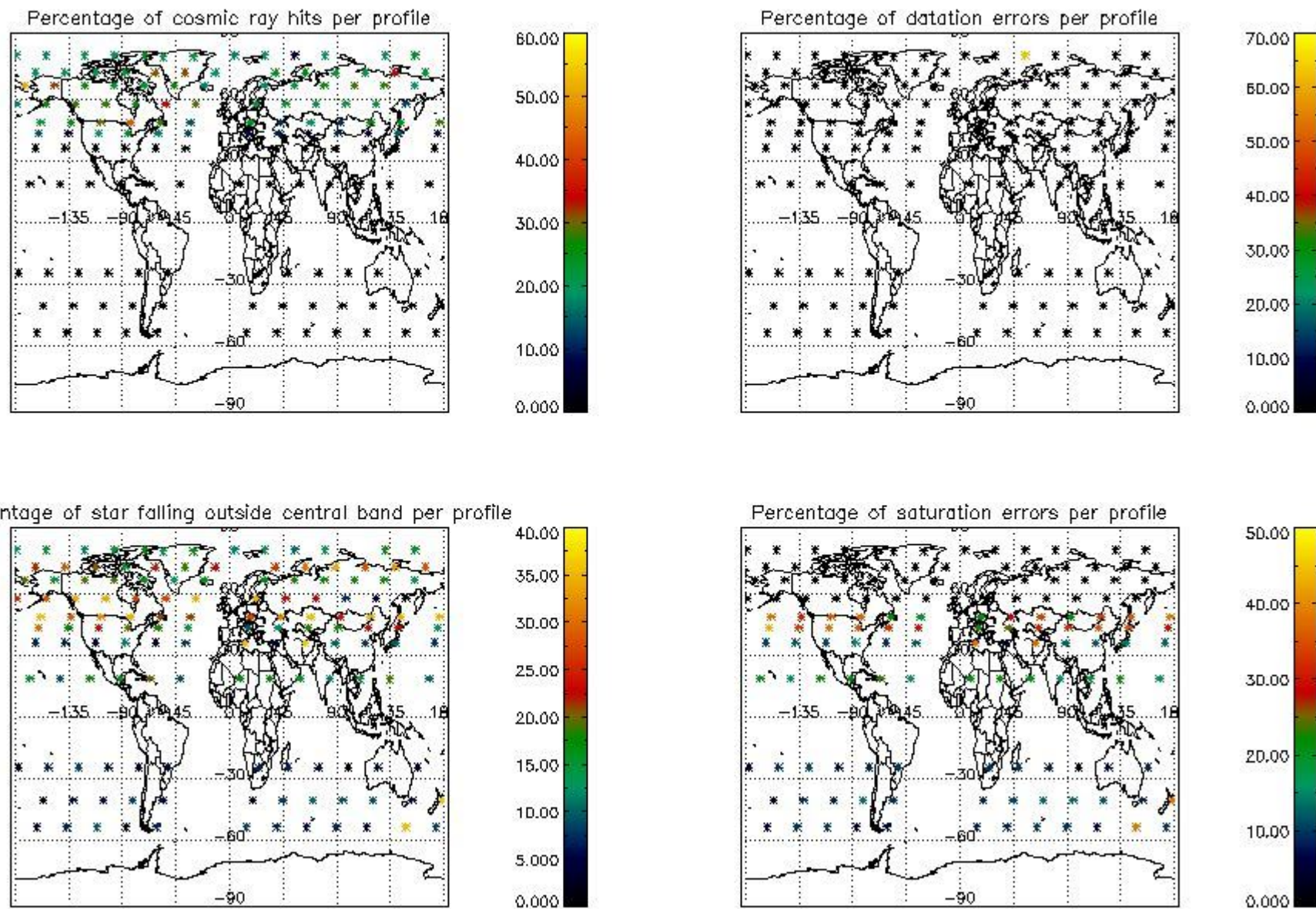


Percentage of saturation errors per profile



4.2.2 Plot level 1 quality information per product (world map): ENVISAT DESCENDING passes





## 5. Trace gas profiles

### 5.1 Ozone statistics based on quality of products

The final quality of the products can be "measured" using the STD (Standard Deviation) attached to every point profile. This information is written to the parameter GOM\_NL\_\_2P/NL\_LOCAL\_SPECIES\_DENSITY/o3\_std of the level 2 products. The table below shows the statistics for given STD ranges.

The statistics are given with respect to the overall valid production:

- Products without fatal errors: GOM\_NL\_\_2P/MPH/PRODUCT\_ERR=0
- Valid point profile: GOM\_NL\_\_2P/NL\_LOCAL\_SPECIES\_DENSITY/pcd(0)=0

The 'Criteria' is applied to valid points of dark limb products:

- Products in dark limb illumination condition: GOM\_NL\_\_2P/NL\_SUMMARY\_QUALITY/obs\_ill\_cond=0
- Products without fatal errors: GOM\_NL\_\_2P/MPH/PRODUCT\_ERR=0
- Valid point profile: GOM\_NL\_\_2P/NL\_LOCAL\_SPECIES\_DENSITY/pcd(0)=0

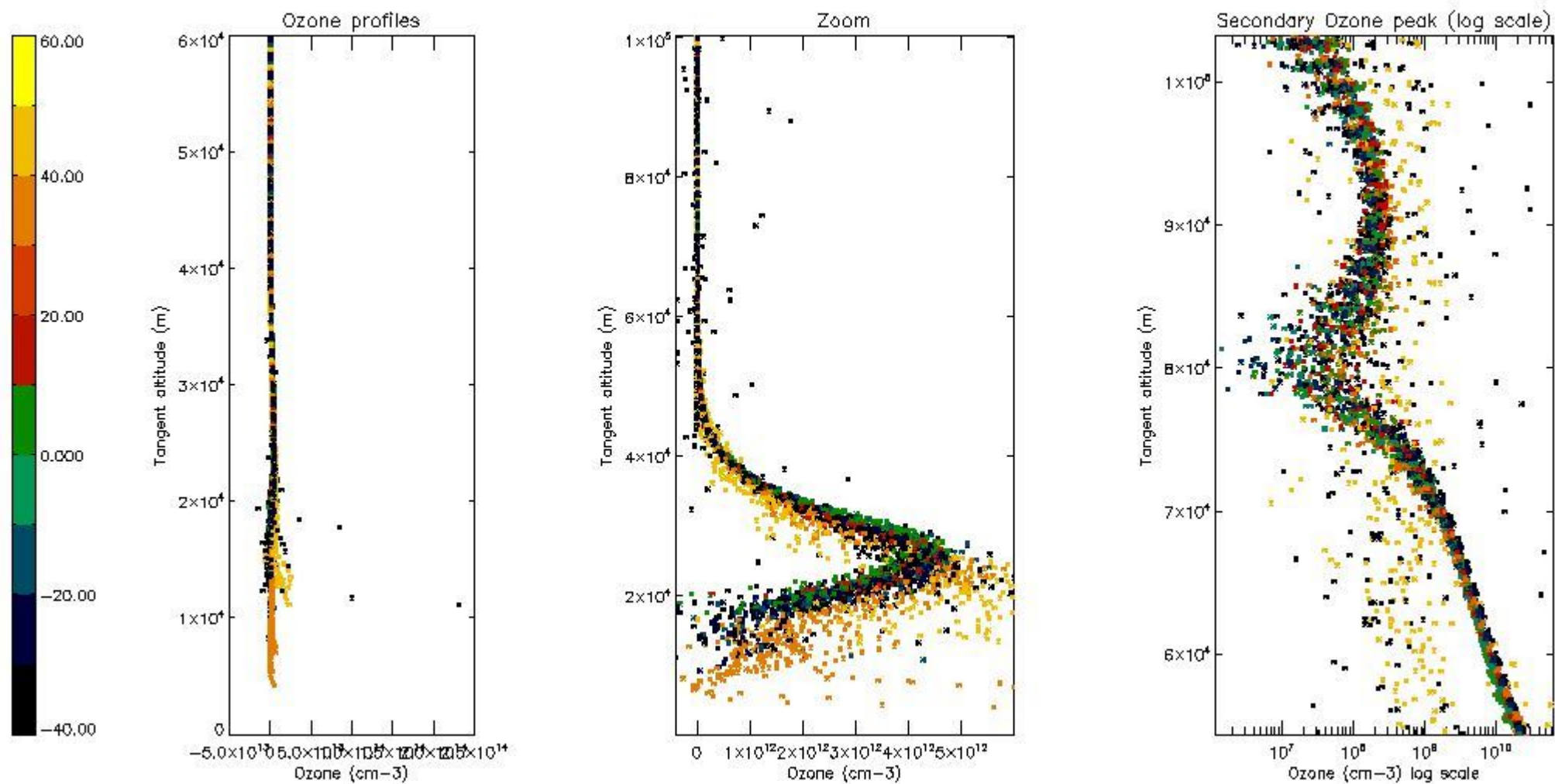
So, the table below shows the percentage of dark limb and valid observations for each criteria with respect to the overall valid daily observations.

Criteria	% of total production
All STD	38
STD < 20	22

STD < 10	18
STD < 5	13

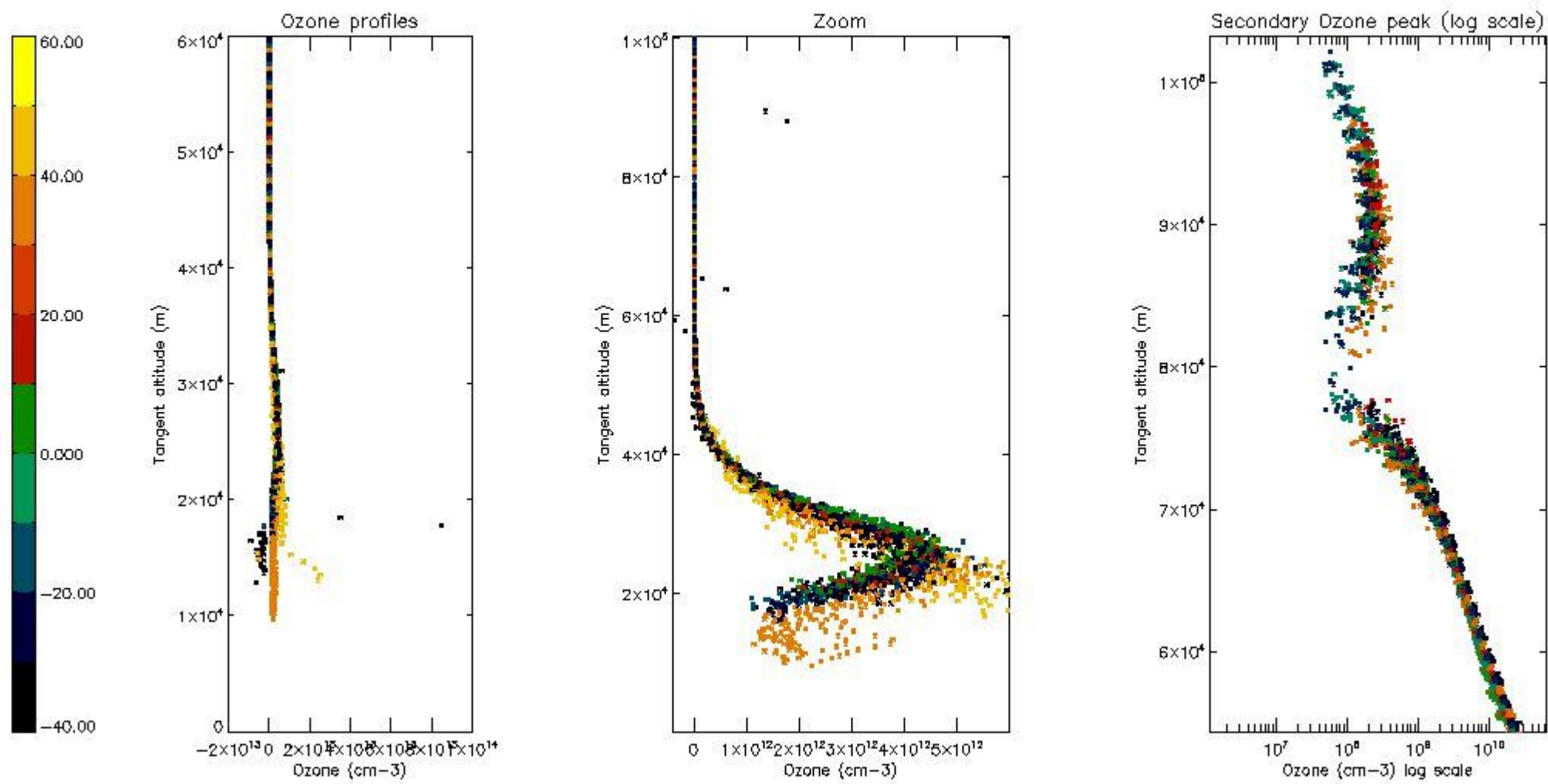
5.2 Plot ozone profiles for all STD (dark without errors)

The colorbar represents the latitude.



5.3 Plot ozone profiles where STD < 20% (dark without errors)

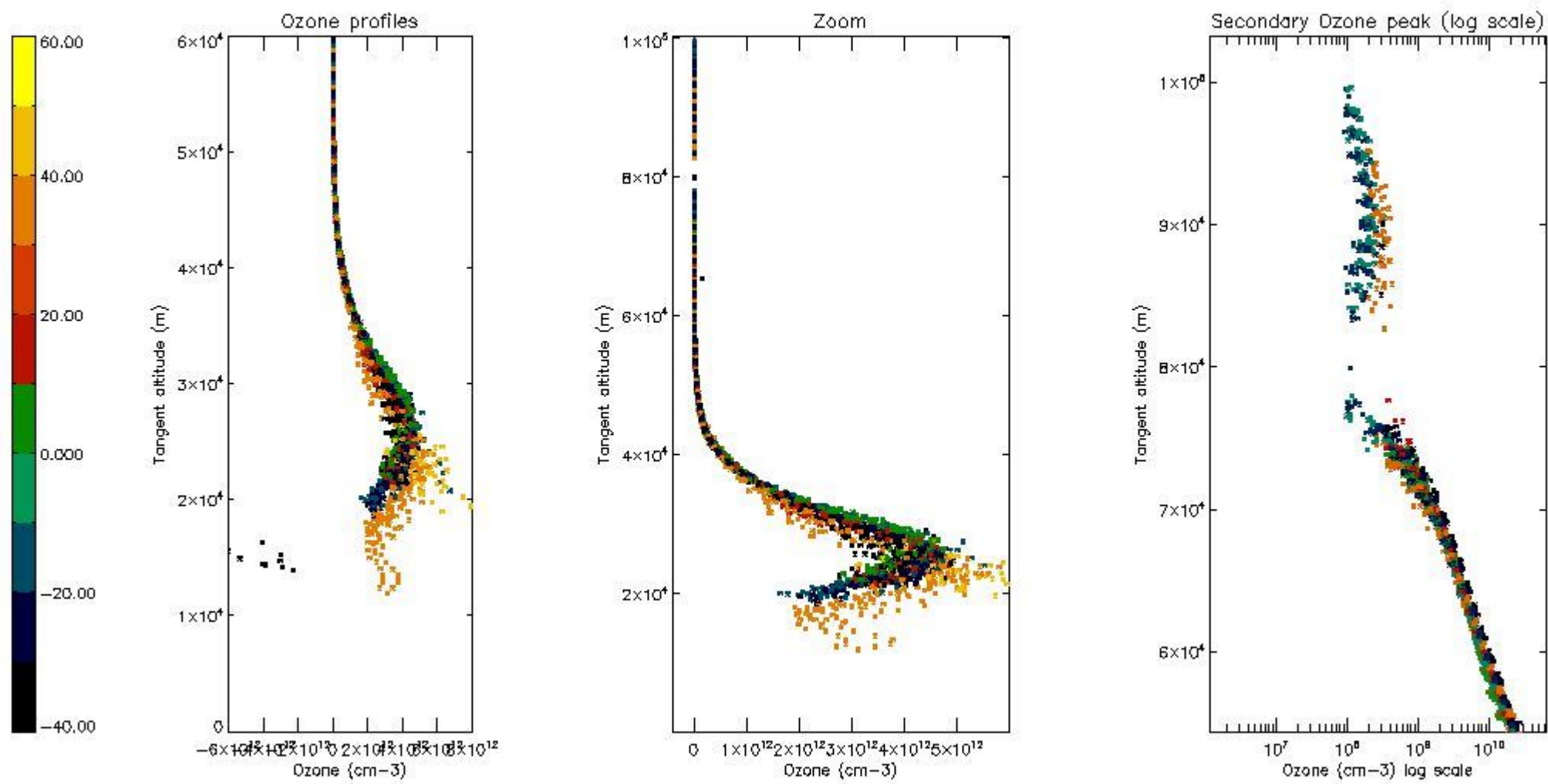
The colorbar represents the latitude.



5.4 Plot ozone profiles where  $STD < 10\%$  (dark without errors)

The colorbar represents the latitude.

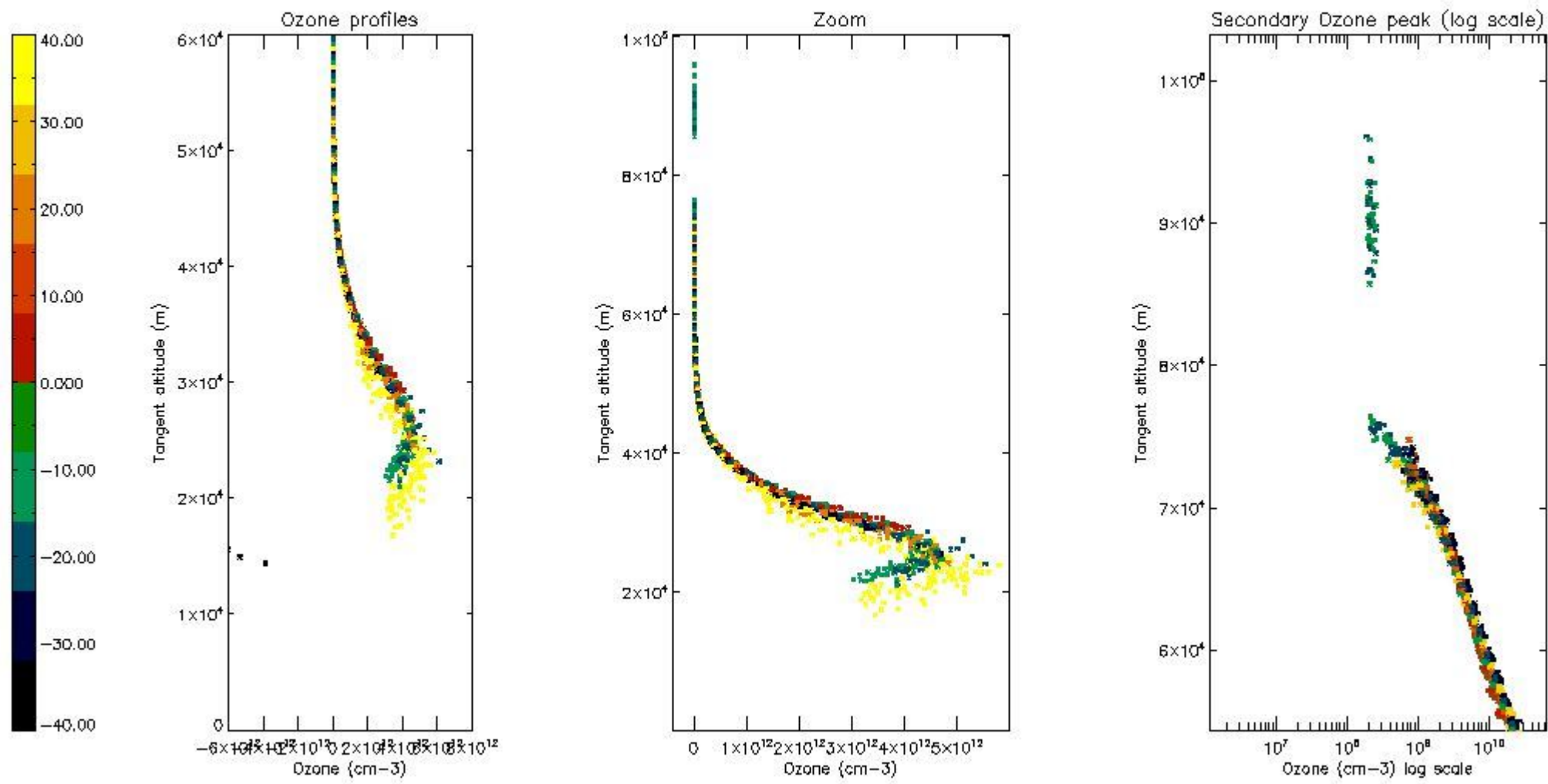




*5.5 Plot ozone profiles where STD < 5% (dark without errors)*

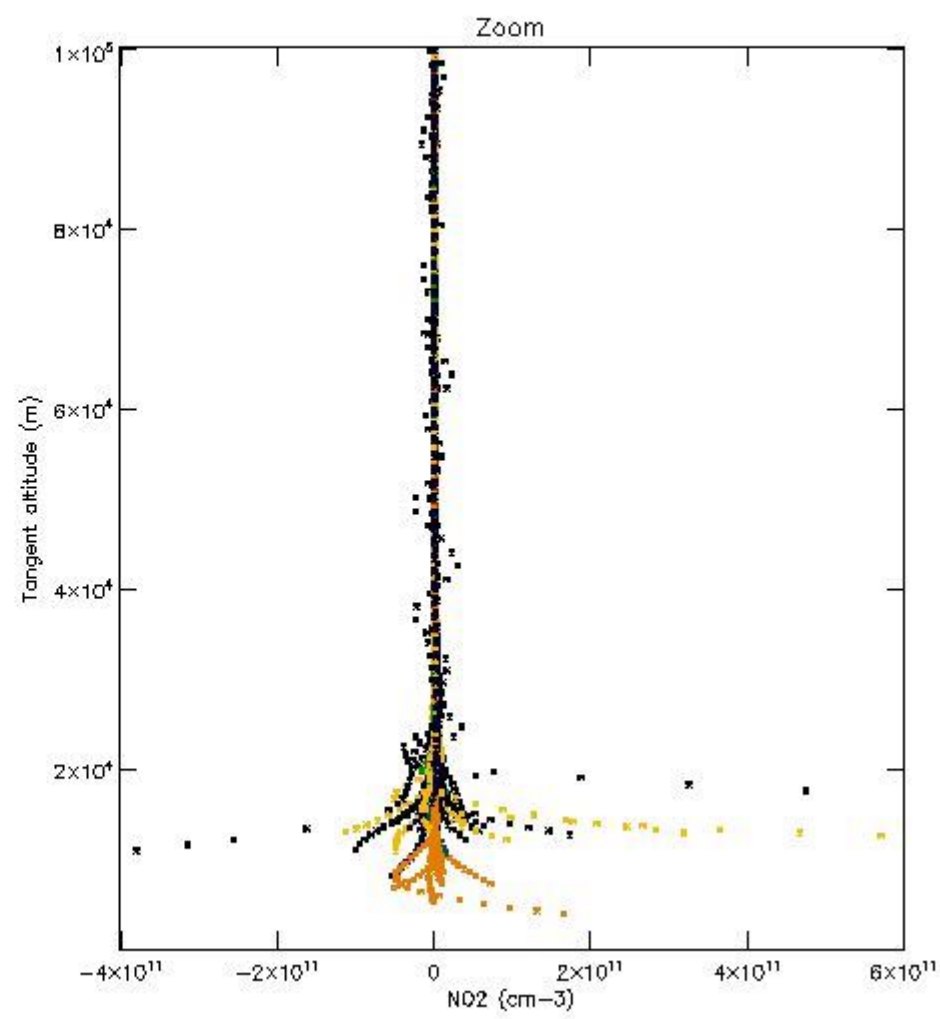
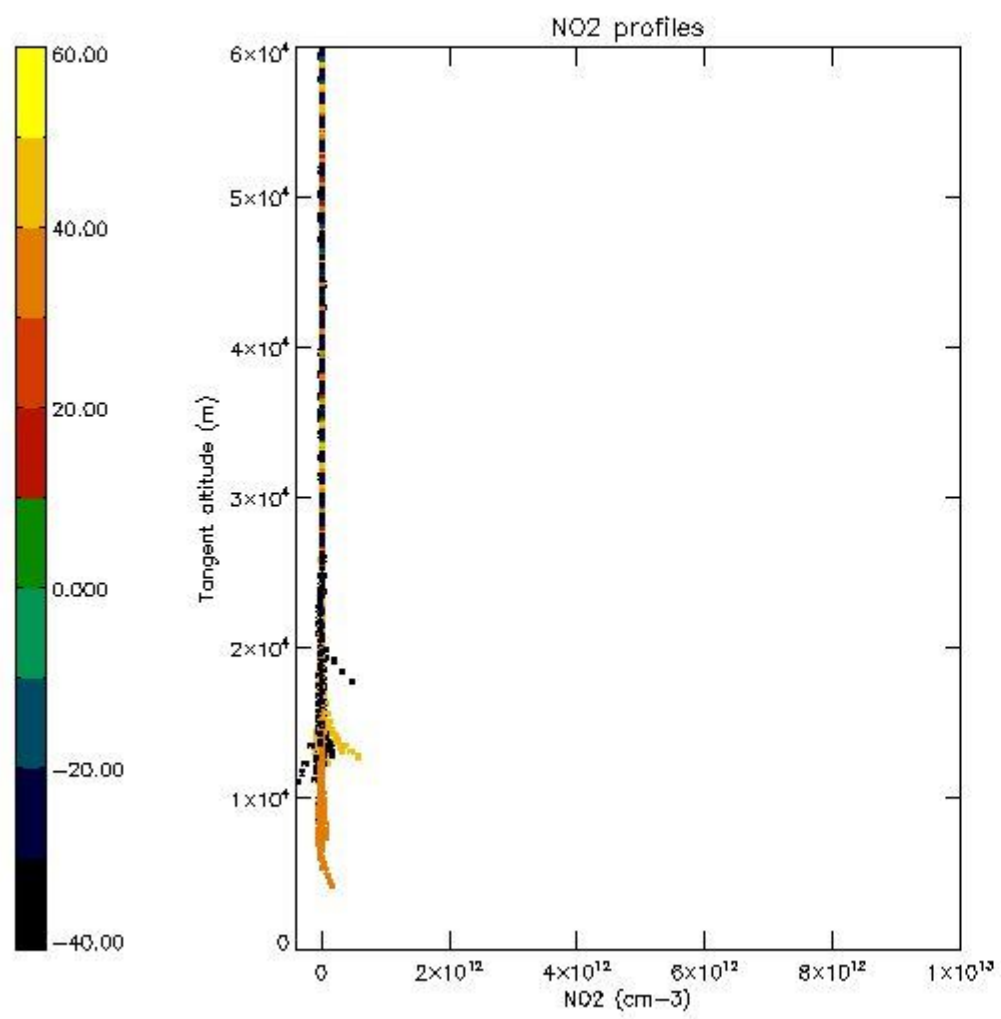
The colorbar represents the latitude.





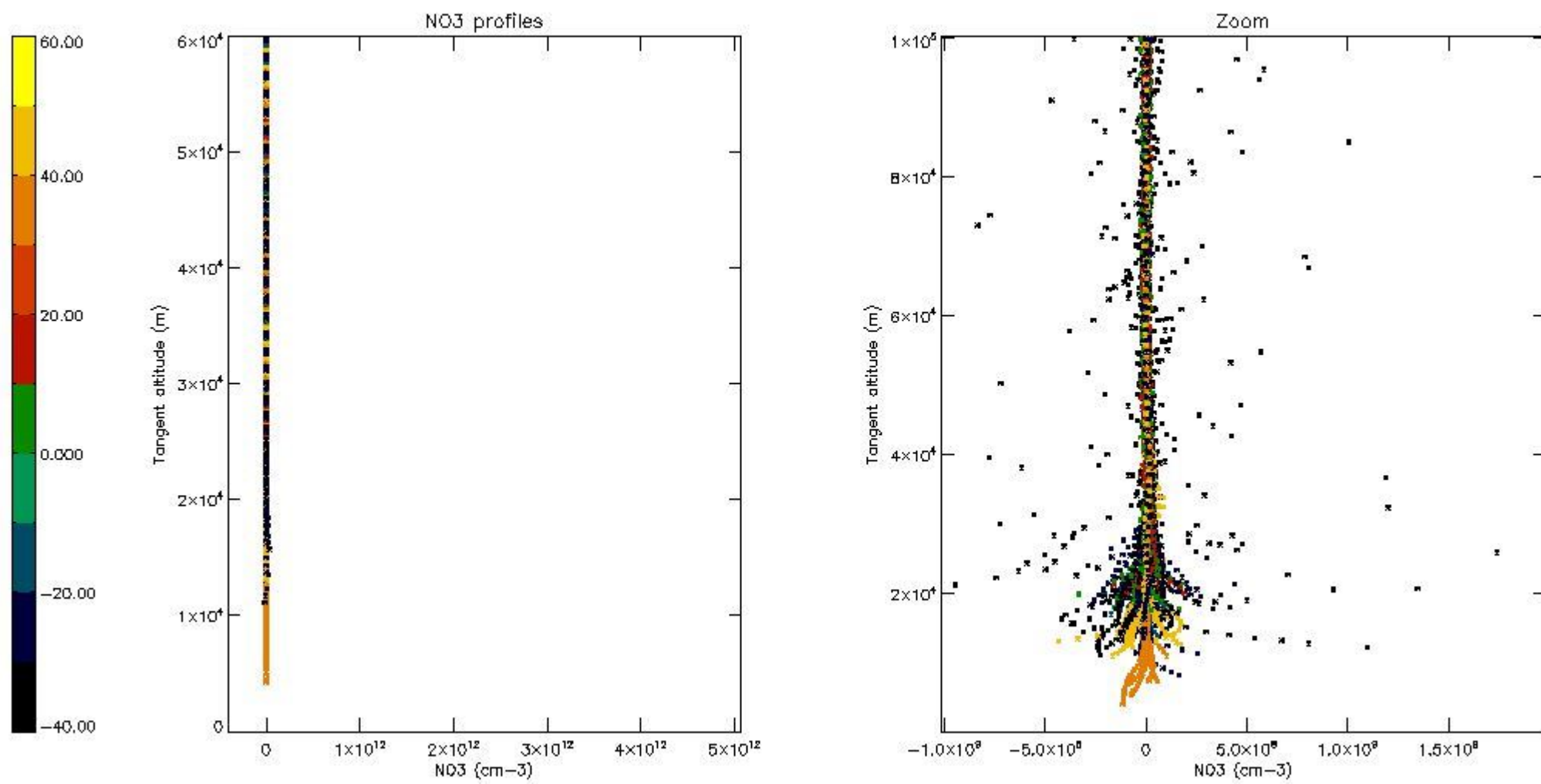
*5.6 Plot NO<sub>2</sub> profiles for all STD (dark without errors)*

The colorbar represents the latitude.



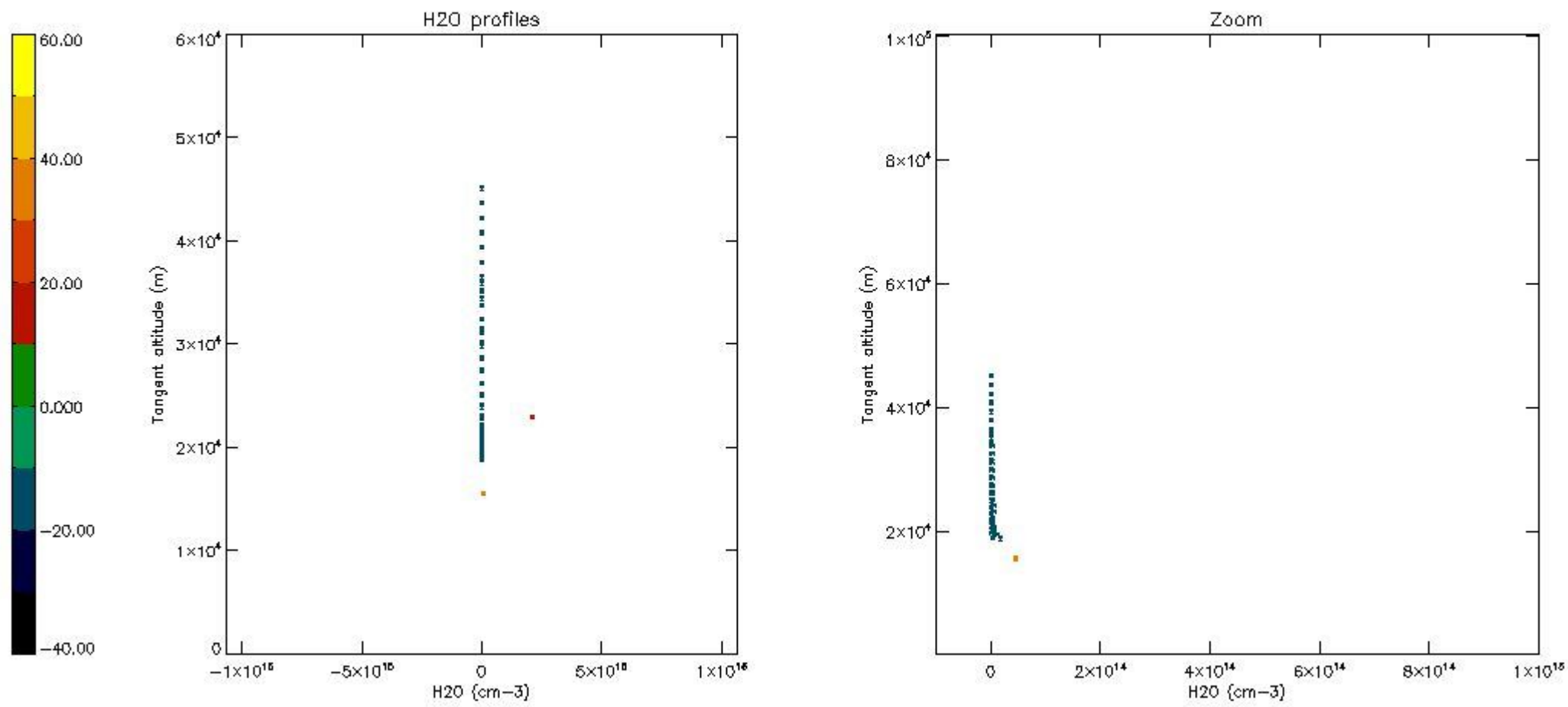
*5.7 Plot NO3 profiles for all STD (dark without errors)*

The colorbar represents the latitude.



*5.8 Plot H2O profiles for all STD (only for occultations of stars 1,2,3,4,13,14,16,26,63 dark without errors)*

The colorbar represents the latitude.



## 6. Auxiliary Data Files used for the production reported in section 2

The number reported in the third column indicates since which file (see list in section 2) the corresponding auxiliary file has been used. The fourth column is the date of those product files.

Type	Auxiliary Filename	Used since product	Used since product date
INST_PHYS_CHARACTERISTICS	GOM_INS_AXVIEC20091111_143220_20030716_120000_20500101_000000	1	27-DEC-2006 00:04:27
LEVEL-2_PROC_CONFIG	GOM_PR2_AXVIEC20091111_152718_20020301_000000_20500101_000000	1	27-DEC-2006 00:04:27
CROSS_SECTIONS_FILE	GOM_CRS_AXVIEC20091111_154832_20020301_000000_20500101_000000	1	27-DEC-2006 00:04:27



# GOMOS Level 2 Daily Report

## SUMMARY

### [1. General Info](#)

### [2. Summary of processed GOM\\_NL\\_2P products](#)

### [3. Level 2 Quality information per product](#)

#### [3.1 Plot of level 2 quality information per product \(time dependant\)](#)

#### [3.2 Plot of level 2 quality information per product \(world map\)](#)

### [4. Level 1 Quality information per product \(stored on level 2 products\)](#)

#### [4.1 Plot of level 1 quality information per product \(time dependant\)](#)

##### [4.1.1 Plot of level 1 quality information per product \(time dependant\): ASCENDING](#)

##### [4.1.2 Plot of level 1 quality information per product \(time dependant\): DESCENDING](#)

#### [4.2 Plot of level 1 quality information per product \(world map\)](#)

##### [4.2.1 Plot of level 1 quality information per product \(world map\): ASCENDING](#)

##### [4.2.2 Plot of level 1 quality information per product \(world map\): DESCENDING](#)

### [5. Ozone profiles based on quality statistics and other trace gas profiles](#)

#### [5.1 Ozone statistics based on quality of products](#)

#### [5.2 Plot ozone profiles for all STD \(dark without errors\)](#)

#### [5.3 Plot ozone profiles where STD < 20% \(dark without errors\)](#)

#### [5.4. Plot ozone profiles where STD < 10% \(dark without errors\)](#)

#### [5.5. Plot ozone profiles where STD < 5% \(dark without errors\)](#)

#### [5.6 Plot NO2 profiles for all STD \(dark without errors\)](#)

#### [5.7 Plot NO3 profiles for all STD \(dark without errors\)](#)

#### [5.8 Plot H2O profiles \(only for occultations of stars 1,2,3,4,13,14,16,26,63 dark without errors\) for all STD](#)

### [6. Auxiliary Data Files used for the production reported in section 2](#)

This report presents the daily analysis on parameters extracted from GOMOS level 2 data (GOM\_NL\_\_2P). It is intended to monitor some important parameters that will impact the quality of these products. A list of level 2 products (and content) that have arrived during the reporting day to the PCF is also given.

Item	Value
Time of report generation	24APR2013 07:01:46
Data source version	GOMOS/6.01
Start time of products	27-12-2006 (27DEC2006 00:00:00)
Stop time of products	28-12-2006 (28DEC2006 00:00:00)
Store outputs in DB	Yes
Nb of level 2 prods	327
Nb of prods with errors	0

## 2. Summary of processed GOM\_NL\_\_2P products.

Nr	Filename	UTC Start time	Limb	Duration	Star Id	Star Name	Star Mag	Star Temp	Nb Meas	Orbit	Prod. error
1	GOM_NL__2PRFIN20061227_000427_000000392054_00116_25220_1138.N1	27-DEC-2006 00:04:27	Bright	38.500	83		2.3780	11000.	77	25220	No
2	GOM_NL__2PRFIN20061227_000938_000000352054_00116_25220_1139.N1	27-DEC-2006 00:09:38	Bright	34.500	102	24Alp Ser	2.6000	4250.0	69	25220	No
3	GOM_NL__2PRFIN20061227_001432_000000372054_00116_25220_1140.N1	27-DEC-2006 00:14:32	Bright	36.500	104	27Bet Lib	2.6140	13100.	73	25220	No
4	GOM_NL__2PRFIN20061227_001701_000000432054_00116_25220_1141.N1	27-DEC-2006 00:17:01	Bright	42.500	122	9Alp2Lib	2.7470	9700.0	85	25220	No
5	GOM_NL__2PRFIN20061227_002345_000000412054_00116_25220_1142.N1	27-DEC-2006 00:23:45	Dark	40.500	54	5The Cen	2.0550	4500.0	81	25220	No
6	GOM_NL__2PRFIN20061227_002521_000000372054_00116_25220_1143.N1	27-DEC-2006 00:25:21	Dark	37.000	78	Alp Lup	2.3040	28000.	74	25220	No
7	GOM_NL__2PRFIN20061227_002952_000000432054_00117_25221_1124.N1	27-DEC-2006 00:29:52	Dark	43.000	64	Gam Cen	2.2000	10600.	86	25221	No
8	GOM_NL__2PRFIN20061227_003216_000000402054_00117_25221_1125.N1	27-DEC-2006 00:32:16	Dark	39.500	12	Alp1Cru	0.77500	30000.	79	25221	No
9	GOM_NL__2PRFIN20061227_003536_000000372054_00117_25221_1126.N1	27-DEC-2006 00:35:36	Dark	37.000	124	The Car	2.7640	30000.	74	25221	No
10	GOM_NL__2PRFIN20061227_003744_000000382054_00117_25221_1127.N1	27-DEC-2006 00:37:44	Dark	38.000	29	Bet Car	1.6720	10200.	76	25221	No
11	GOM_NL__2PRFIN20061227_003919_000000422054_00117_25221_1128.N1	27-DEC-2006 00:39:19	Dark	41.500	91	Kap Vel	2.4900	26000.	83	25221	No
12	GOM_NL__2PRFIN20061227_004502_000000442054_00117_25221_1129.N1	27-DEC-2006 00:45:02	Dark	44.000	2	Alp Car	-0.73600	7000.0	88	25221	No
13	GOM_NL__2PRFIN20061227_004808_000000342054_00117_25221_1130.N1	27-DEC-2006 00:48:08	Dark	34.000	117	Pi Pup	2.7060	3800.0	68	25221	No
14	GOM_NL__2PRFIN20061227_005049_000000392054_00117_25221_1131.N1	27-DEC-2006 00:50:49	Straylight	39.000	108	Alp Col	2.6520	15200.	78	25221	No
15	GOM_NL__2PRFIN20061227_005503_000000462054_00117_25221_1132.N1	27-DEC-2006 00:55:03	Straylight	45.500	47	2Bet CMa	1.9760	28000.	91	25221	No
16	GOM_NL__2PRFIN20061227_005825_000000482054_00117_25221_1133.N1	27-DEC-2006 00:58:25	Straylight	48.000	7	19Bet Ori	0.10000	14000.	96	25221	No
17	GOM_NL__2PRFIN20061227_010023_000000432054_00117_25221_1134.N1	27-DEC-2006 01:00:23	Straylight	42.500	30	46Eps Ori	1.6940	30000.	85	25221	No
18	GOM_NL__2PRFIN20061227_010304_000000312054_00117_25221_1135.N1	27-DEC-2006 01:03:04	Twilight	31.000	14	58Alp Ori	0.87000	3000.0	62	25221	No
19	GOM_NL__2PRFIN20061227_010536_000000522054_00117_25221_1136.N1	27-DEC-2006 01:05:36	Bright	52.000	13	87Alp Tau	0.86700	3800.0	104	25221	No
20	GOM_NL__2PRFIN20061227_010705_000000472054_00117_25221_1137.N1	27-DEC-2006 01:07:05	Bright	46.500	176	23Zet Tau	3.0200	22000.	93	25221	No
21	GOM_NL__2PRFIN20061227_010911_000000402054_00117_25221_1138.N1	27-DEC-2006 01:09:11	Bright	39.500	28	12Bet Tau	1.6500	15200.	79	25221	No
22	GOM_NL__2PRFIN20061227_011406_000000432054_00117_25221_1139.N1	27-DEC-2006 01:14:06	Bright	42.500	6	13Alp Aur	0.080000	3400.0	85	25221	No
23	GOM_NL__2PRFIN20061227_012607_000000352054_00117_25221_1140.N1	27-DEC-2006 01:26:07	Bright	35.000	49	1Alp UMi	1.9900	6300.0	70	25221	No
24	GOM_NL__2PRFIN20061227_013041_000000382054_00117_25221_1141.N1	27-DEC-2006 01:30:41	Bright	38.000	60	7Bet UMi	2.0810	3950.0	76	25221	No
25	GOM_NL__2PRFIN20061227_013421_000000352054_00117_25221_1142.N1	27-DEC-2006 01:34:21	Bright	35.000	119	14Eta Dra	2.7270	4700.0	70	25221	No
26	GOM_NL__2PRFIN20061227_014503_000000392054_00117_25221_1143.N1	27-DEC-2006 01:45:03	Bright	39.000	83		2.3780	11000.	78	25221	No
27	GOM_NL__2PRFIN20061227_015014_000000342054_00117_25221_1144.N1	27-DEC-2006 01:50:14	Bright	34.000	102	24Alp Ser	2.6000	4250.0	68	25221	No
28	GOM_NL__2PRFIN20061227_015508_000000362054_00117_25221_1145.N1	27-DEC-2006 01:55:08	Bright	36.000	104	27Bet Lib	2.6140	13100.	72	25221	No
29	GOM_NL__2PRFIN20061227_015737_000000432054_00117_25221_1146.N1	27-DEC-2006 01:57:37	Bright	42.500	122	9Alp2Lib	2.7470	9700.0	85	25221	No
30	GOM_NL__2PRFIN20061227_020421_000000442054_00117_25221_1147.N1	27-DEC-2006 02:04:21	Dark	44.000	54	5The Cen	2.0550	4500.0	88	25221	No
31	GOM_NL__2PRFIN20061227_020557_000000382054_00117_25221_1148.N1	27-DEC-2006 02:05:57	Dark	37.500	78	Alp Lup	2.3040	28000.	75	25221	No
32	GOM_NL__2PRFIN20061227_020714_000000382054_00117_25221_1149.N1	27-DEC-2006 02:07:14	Dark	38.000	95	Zet Cen	2.5450	26000.	76	25221	No
33	GOM_NL__2PRFIN20061227_020902_000000392054_00117_25221_1150.N1	27-DEC-2006 02:09:02	Dark	38.500	77	Eps Cen	2.3030	28000.	77	25221	No
34	GOM_NL__2PRFIN20061227_021029_000000432054_00118_25222_1129.N1	27-DEC-2006 02:10:29	Dark	42.500	64	Gam Cen	2.2000	10600.	85	25222	No
35	GOM_NL__2PRFIN20061227_021253_000000412054_00118_25222_1130.N1	27-DEC-2006 02:12:53	Dark	41.000	12	Alp1Cru	0.77500	30000.	82	25222	No
36	GOM_NL__2PRFIN20061227_021612_000000392054_00118_25222_1131.N1	27-DEC-2006 02:16:12	Dark	39.000	124	The Car	2.7640	30000.	78	25222	No
37	GOM_NL__2PRFIN20061227_021820_000000392054_00118_25222_1132.N1	27-DEC-2006 02:18:20	Dark	38.500	29	Bet Car	1.6720	10200.	77	25222	No
38	GOM_NL__2PRFIN20061227_021956_000000442054_00118_25222_1133.N1	27-DEC-2006 02:19:56	Dark	44.000	91	Kap Vel	2.4900	26000.	88	25222	No
39	GOM_NL__2PRFIN20061227_022538_000000442054_00118_25222_1134.N1	27-DEC-2006 02:25:38	Dark	43.500	2	Alp Car	-0.73600	7000.0	87	25222	No
40	GOM_NL__2PRFIN20061227_022844_000000402054_00118_25222_1135.N1	27-DEC-2006 02:28:44	Dark	40.000	117	Pi Pup	2.7060	3800.0	80	25222	No
41	GOM_NL__2PRFIN20061227_023125_000000392054_00118_25222_1136.N1	27-DEC-2006 02:31:25	Straylight	38.500	108	Alp Col	2.6520	15200.	77	25222	No
42	GOM_NL__2PRFIN20061227_023539_000000442054_00118_25222_1137.N1	27-DEC-2006 02:35:39	Straylight	44.000	47	2Bet CMa	1.9760	28000.	88	25222	No

43	GOM_NL__2PRFIN20061227_023901_000000522054_00118_25222_1138.N1	27-DEC-2006 02:39:01	Straylight	51.500	7	19Bet Ori	0.10000	14000.	103	25222	No
44	GOM_NL__2PRFIN20061227_024059_000000432054_00118_25222_1139.N1	27-DEC-2006 02:40:59	Straylight	43.000	30	46Eps Ori	1.6940	30000.	86	25222	No
45	GOM_NL__2PRFIN20061227_024340_000000402054_00118_25222_1140.N1	27-DEC-2006 02:43:40	Tw_i_and_stray	40.000	14	58Alp Ori	0.87000	3000.0	80	25222	No
46	GOM_NL__2PRFIN20061227_024612_000000522054_00118_25222_1141.N1	27-DEC-2006 02:46:12	Bright	52.000	13	87Alp Tau	0.86700	3800.0	104	25222	No
47	GOM_NL__2PRFIN20061227_024741_000000472054_00118_25222_1142.N1	27-DEC-2006 02:47:41	Bright	46.500	176	23Zet Tau	3.0200	22000.	93	25222	No
48	GOM_NL__2PRFIN20061227_024946_000000392054_00118_25222_1143.N1	27-DEC-2006 02:49:46	Bright	38.500	28	12Bet Tau	1.6500	15200.	77	25222	No
49	GOM_NL__2PRFIN20061227_025442_000000412054_00118_25222_1144.N1	27-DEC-2006 02:54:42	Bright	40.500	6	13Alp Aur	0.080000	3400.0	81	25222	No
50	GOM_NL__2PRFIN20061227_030643_000000322054_00118_25222_1145.N1	27-DEC-2006 03:06:43	Bright	32.000	49	1Alp UMi	1.9900	6300.0	64	25222	No
51	GOM_NL__2PRFIN20061227_031117_000000392054_00118_25222_1146.N1	27-DEC-2006 03:11:17	Bright	38.500	60	7Bet UMi	2.0810	3950.0	77	25222	No
52	GOM_NL__2PRFIN20061227_031457_000000362054_00118_25222_1147.N1	27-DEC-2006 03:14:57	Bright	36.000	119	14Eta Dra	2.7270	4700.0	72	25222	No
53	GOM_NL__2PRFIN20061227_032539_000000402054_00118_25222_1148.N1	27-DEC-2006 03:25:39	Bright	39.500	83		2.3780	11000.	79	25222	No
54	GOM_NL__2PRFIN20061227_033051_000000342054_00118_25222_1149.N1	27-DEC-2006 03:30:51	Bright	34.000	102	24Alp Ser	2.6000	4250.0	68	25222	No
55	GOM_NL__2PRFIN20061227_033544_000000542054_00118_25222_1150.N1	27-DEC-2006 03:35:44	Bright	54.000	104	27Bet Lib	2.6140	13100.	108	25222	No
56	GOM_NL__2PRFIN20061227_033814_000000412054_00118_25222_1151.N1	27-DEC-2006 03:38:14	Bright	40.500	122	9Alp2Lib	2.7470	9700.0	81	25222	No
57	GOM_NL__2PRFIN20061227_034458_000000442054_00118_25222_1152.N1	27-DEC-2006 03:44:58	Dark	44.000	54	5The Cen	2.0550	4500.0	88	25222	No
58	GOM_NL__2PRFIN20061227_034634_000000392054_00118_25222_1153.N1	27-DEC-2006 03:46:34	Dark	39.000	78	Alp Lup	2.3040	28000.	78	25222	No
59	GOM_NL__2PRFIN20061227_034750_000000382054_00118_25222_1154.N1	27-DEC-2006 03:47:50	Dark	38.000	95	Zet Cen	2.5450	26000.	76	25222	No
60	GOM_NL__2PRFIN20061227_035028_000000382054_00119_25223_1134.N1	27-DEC-2006 03:50:28	Dark	37.500	10	Bet Cen	0.61000	28000.	75	25223	No
61	GOM_NL__2PRFIN20061227_035329_000000422054_00119_25223_1135.N1	27-DEC-2006 03:53:29	Dark	41.500	12	Alp1Cru	0.77500	30000.	83	25223	No
62	GOM_NL__2PRFIN20061227_035649_000000362054_00119_25223_1136.N1	27-DEC-2006 03:56:49	Dark	36.000	124	The Car	2.7640	30000.	72	25223	No
63	GOM_NL__2PRFIN20061227_035857_000000392054_00119_25223_1137.N1	27-DEC-2006 03:58:57	Dark	38.500	29	Bet Car	1.6720	10200.	77	25223	No
64	GOM_NL__2PRFIN20061227_040032_000000432054_00119_25223_1138.N1	27-DEC-2006 04:00:32	Dark	42.500	91	Kap Vel	2.4900	26000.	85	25223	No
65	GOM_NL__2PRFIN20061227_040614_000000452054_00119_25223_1139.N1	27-DEC-2006 04:06:14	Dark	45.000	2	Alp Car	-0.73600	7000.0	90	25223	No
66	GOM_NL__2PRFIN20061227_040920_000000402054_00119_25223_1140.N1	27-DEC-2006 04:09:20	Dark	40.000	117	Pi Pup	2.7060	3800.0	80	25223	No
67	GOM_NL__2PRFIN20061227_041202_000000392054_00119_25223_1141.N1	27-DEC-2006 04:12:02	Straylight	39.000	108	Alp Col	2.6520	15200.	78	25223	No
68	GOM_NL__2PRFIN20061227_041615_000000462054_00119_25223_1142.N1	27-DEC-2006 04:16:15	Straylight	46.000	47	2Bet CMa	1.9760	28000.	92	25223	No
69	GOM_NL__2PRFIN20061227_041937_000000482054_00119_25223_1143.N1	27-DEC-2006 04:19:37	Straylight	48.000	7	19Bet Ori	0.10000	14000.	96	25223	No
70	GOM_NL__2PRFIN20061227_042135_000000442054_00119_25223_1144.N1	27-DEC-2006 04:21:35	Straylight	44.000	30	46Eps Ori	1.6940	30000.	88	25223	No
71	GOM_NL__2PRFIN20061227_042416_000000402054_00119_25223_1145.N1	27-DEC-2006 04:24:16	Tw_i_and_stray	40.000	14	58Alp Ori	0.87000	3000.0	80	25223	No
72	GOM_NL__2PRFIN20061227_042649_000000442054_00119_25223_1146.N1	27-DEC-2006 04:26:49	Bright	44.000	13	87Alp Tau	0.86700	3800.0	88	25223	No
73	GOM_NL__2PRFIN20061227_042817_000000442054_00119_25223_1147.N1	27-DEC-2006 04:28:17	Bright	44.000	176	23Zet Tau	3.0200	22000.	88	25223	No
74	GOM_NL__2PRFIN20061227_043022_000000402054_00119_25223_1148.N1	27-DEC-2006 04:30:22	Bright	39.500	28	12Bet Tau	1.6500	15200.	79	25223	No
75	GOM_NL__2PRFIN20061227_043518_000000392054_00119_25223_1149.N1	27-DEC-2006 04:35:18	Bright	39.000	6	13Alp Aur	0.080000	3400.0	78	25223	No
76	GOM_NL__2PRFIN20061227_044719_000000352054_00119_25223_1150.N1	27-DEC-2006 04:47:19	Bright	35.000	49	1Alp UMi	1.9900	6300.0	70	25223	No
77	GOM_NL__2PRFIN20061227_045153_000000392054_00119_25223_1151.N1	27-DEC-2006 04:51:53	Bright	38.500	60	7Bet UMi	2.0810	3950.0	77	25223	No
78	GOM_NL__2PRFIN20061227_045534_000000362054_00119_25223_1152.N1	27-DEC-2006 04:55:34	Bright	35.500	119	14Eta Dra	2.7270	4700.0	71	25223	No
79	GOM_NL__2PRFIN20061227_050616_000000412054_00119_25223_1153.N1	27-DEC-2006 05:06:16	Bright	41.000	83		2.3780	11000.	82	25223	No
80	GOM_NL__2PRFIN20061227_051127_000000352054_00119_25223_1154.N1	27-DEC-2006 05:11:27	Bright	34.500	102	24Alp Ser	2.6000	4250.0	69	25223	No
81	GOM_NL__2PRFIN20061227_051621_000000442054_00119_25223_1155.N1	27-DEC-2006 05:16:21	Bright	43.500	104	27Bet Lib	2.6140	13100.	87	25223	No
82	GOM_NL__2PRFIN20061227_051850_000000402054_00119_25223_1156.N1	27-DEC-2006 05:18:50	Bright	39.500	122	9Alp2Lib	2.7470	9700.0	79	25223	No
83	GOM_NL__2PRFIN20061227_052535_000000462054_00119_25223_1157.N1	27-DEC-2006 05:25:35	Dark	45.500	54	5The Cen	2.0550	4500.0	91	25223	No
84	GOM_NL__2PRFIN20061227_052710_000000392054_00119_25223_1158.N1	27-DEC-2006 05:27:10	Dark	39.000	78	Alp Lup	2.3040	28000.	78	25223	No
85	GOM_NL__2PRFIN20061227_052827_000000392054_00119_25223_1159.N1	27-DEC-2006 05:28:27	Dark	38.500	95	Zet Cen	2.5450	26000.	77	25223	No
86	GOM_NL__2PRFIN20061227_053105_000000472054_00120_25224_1136.N1	27-DEC-2006 05:31:05	Dark	46.500	10	Bet Cen	0.61000	28000.	93	25224	No
87	GOM_NL__2PRFIN20061227_053406_000000432054_00120_25224_1137.N1	27-DEC-2006 05:34:06	Dark	43.000	12	Alp1Cru	0.77500	30000.	86	25224	No
88	GOM_NL__2PRFIN20061227_053725_000000392054_00120_25224_1138.N1	27-DEC-2006 05:37:25	Dark	39.000	124	The Car	2.7640	30000.	78	25224	No
89	GOM_NL__2PRFIN20061227_053933_000000392054_00120_25224_1139.N1	27-DEC-2006 05:39:33	Dark	39.000	29	Bet Car	1.6720	10200.	78	25224	No
90	GOM_NL__2PRFIN20061227_054109_000000422054_00120_25224_1140.N1	27-DEC-2006 05:41:09	Dark	42.000	91	Kap Vel	2.4900	26000.	84	25224	No
91	GOM_NL__2PRFIN20061227_054651_000000442054_00120_25224_1141.N1	27-DEC-2006 05:46:51	Dark	44.000	2	Alp Car	-0.73600	7000.0	88	25224	No
92	GOM_NL__2PRFIN20061227_054957_000000452054_00120_25224_1142.N1	27-DEC-2006 05:49:57	Dark	45.000	117	Pi Pup	2.7060	3800.0	90	25224	No
93	GOM_NL__2PRFIN20061227_055238_000000372054_00120_25224_1143.N1	27-DEC-2006 05:52:38	Straylight	37.000	108	Alp Col	2.6520	15200.	74	25224	No
94	GOM_NL__2PRFIN20061227_055652_000000472054_00120_25224_1144.N1	27-DEC-2006 05:56:52	Straylight	46.500	47	2Bet CMa	1.9760	28000.	93	25224	No
95	GOM_NL__2PRFIN20061227_060014_000000532054_00120_25224_1145.N1	27-DEC-2006 06:00:14	Straylight	53.000	7	19Bet Ori	0.10000	14000.	106	25224	No
96	GOM_NL__2PRFIN20061227_060211_000000432054_00120_25224_1146.N1	27-DEC-2006 06:02:11	Straylight	43.000	30	46Eps Ori	1.6940	30000.	86	25224	No
97	GOM_NL__2PRFIN20061227_060452_000000492054_00120_25224_1147.N1	27-DEC-2006 06:04:52	Tw_i_and_stray	49.000	14	58Alp Ori	0.87000	3000.0	98	25224	No
98	GOM_NL__2PRFIN20061227_060725_000000522054_00120_25224_1148.N1	27-DEC-2006 06:07:25	Bright	52.000	13	87Alp Tau	0.86700	3800.0	104	25224	No
99	GOM_NL__2PRFIN20061227_060853_000000442054_00120_25224_1149.N1	27-DEC-2006 06:08:53	Bright	44.000	176	23Zet Tau	3.0200	22000.	88	25224	No
100	GOM_NL__2PRFIN20061227_061058_000000552054_00120_25224_1150.N1	27-DEC-2006 06:10:58	Bright	55.000	28	12Bet Tau	1.6500	15200.	110	25224	No
101	GOM_NL__2PRFIN20061227_061554_000000422054_00120_25224_1151.N1	27-DEC-2006 06:15:54	Bright	41.500	6	13Alp Aur	0.080000	3400.0	83	25224	No

102	GOM_NL__2PRFIN20061227_062755_000000362054_00120_25224_1152.N1	27-DEC-2006 06:27:55	Bright	36.000	49	1Alp UMi	1.9900	6300.0	72	25224	No
103	GOM_NL__2PRFIN20061227_063229_000000382054_00120_25224_1153.N1	27-DEC-2006 06:32:29	Bright	37.500	60	7Bet UMi	2.0810	3950.0	75	25224	No
104	GOM_NL__2PRFIN20061227_063610_000000362054_00120_25224_1154.N1	27-DEC-2006 06:36:10	Bright	36.000	119	14Eta Dra	2.7270	4700.0	72	25224	No
105	GOM_NL__2PRFIN20061227_064652_000000582054_00120_25224_1155.N1	27-DEC-2006 06:46:52	Bright	58.000	83		2.3780	11000.	116	25224	No
106	GOM_NL__2PRFIN20061227_065203_000000352054_00120_25224_1156.N1	27-DEC-2006 06:52:03	Bright	34.500	102	24Alp Ser	2.6000	4250.0	69	25224	No
107	GOM_NL__2PRFIN20061227_065657_000000542054_00120_25224_1157.N1	27-DEC-2006 06:56:57	Bright	54.000	104	27Bet Lib	2.6140	13100.	108	25224	No
108	GOM_NL__2PRFIN20061227_065927_000000422054_00120_25224_1158.N1	27-DEC-2006 06:59:27	Bright	42.000	122	9Alp2Lib	2.7470	9700.0	84	25224	No
109	GOM_NL__2PRFIN20061227_070611_000000462054_00120_25224_1159.N1	27-DEC-2006 07:06:11	Dark	45.500	54	5The Cen	2.0550	4500.0	91	25224	No
110	GOM_NL__2PRFIN20061227_070746_000000392054_00120_25224_1160.N1	27-DEC-2006 07:07:46	Dark	38.500	78	Alp Lup	2.3040	28000.	77	25224	No
111	GOM_NL__2PRFIN20061227_070903_000000392054_00120_25224_1161.N1	27-DEC-2006 07:09:03	Dark	38.500	95	Zet Cen	2.5450	26000.	77	25224	No
112	GOM_NL__2PRFIN20061227_071141_000000442054_00121_25225_1165.N1	27-DEC-2006 07:11:41	Dark	43.500	10	Bet Cen	0.61000	28000.	87	25225	No
113	GOM_NL__2PRFIN20061227_071442_000000402054_00121_25225_1166.N1	27-DEC-2006 07:14:42	Dark	39.500	12	Alp1Cru	0.77500	30000.	79	25225	No
114	GOM_NL__2PRFIN20061227_071802_000000382054_00121_25225_1167.N1	27-DEC-2006 07:18:02	Dark	38.000	124	The Car	2.7640	30000.	76	25225	No
115	GOM_NL__2PRFIN20061227_072009_000000392054_00121_25225_1168.N1	27-DEC-2006 07:20:09	Dark	39.000	29	Bet Car	1.6720	10200.	78	25225	No
116	GOM_NL__2PRFIN20061227_072146_000000432054_00121_25225_1169.N1	27-DEC-2006 07:21:46	Dark	43.000	91	Kap Vel	2.4900	26000.	86	25225	No
117	GOM_NL__2PRFIN20061227_072727_000000512054_00121_25225_1170.N1	27-DEC-2006 07:27:27	Dark	51.000	2	Alp Car	-0.73600	7000.0	102	25225	No
118	GOM_NL__2PRFIN20061227_073033_000000452054_00121_25225_1171.N1	27-DEC-2006 07:30:33	Dark	45.000	117	Pi Pup	2.7060	3800.0	90	25225	No
119	GOM_NL__2PRFIN20061227_073314_000000392054_00121_25225_1172.N1	27-DEC-2006 07:33:14	Straylight	39.000	108	Alp Col	2.6520	15200.	78	25225	No
120	GOM_NL__2PRFIN20061227_074050_000000492054_00121_25225_1173.N1	27-DEC-2006 07:40:50	Straylight	49.000	7	19Bet Ori	0.10000	14000.	98	25225	No
121	GOM_NL__2PRFIN20061227_074247_000000442054_00121_25225_1174.N1	27-DEC-2006 07:42:47	Straylight	43.500	30	46Eps Ori	1.6940	30000.	87	25225	No
122	GOM_NL__2PRFIN20061227_074528_000000492054_00121_25225_1175.N1	27-DEC-2006 07:45:28	Tw_i_and_stray	49.000	14	58Alp Ori	0.87000	3000.0	98	25225	No
123	GOM_NL__2PRFIN20061227_074801_000000502054_00121_25225_1176.N1	27-DEC-2006 07:48:01	Bright	49.500	13	87Alp Tau	0.86700	3800.0	99	25225	No
124	GOM_NL__2PRFIN20061227_074928_000000412054_00121_25225_1177.N1	27-DEC-2006 07:49:28	Bright	41.000	176	23Zet Tau	3.0200	22000.	82	25225	No
125	GOM_NL__2PRFIN20061227_075134_000000362054_00121_25225_1178.N1	27-DEC-2006 07:51:34	Bright	36.000	28	12Bet Tau	1.6500	15200.	72	25225	No
126	GOM_NL__2PRFIN20061227_075630_000000432054_00121_25225_1179.N1	27-DEC-2006 07:56:30	Bright	42.500	6	13Alp Aur	0.080000	3400.0	85	25225	No
127	GOM_NL__2PRFIN20061227_080831_000000362054_00121_25225_1180.N1	27-DEC-2006 08:08:31	Bright	36.000	49	1Alp UMi	1.9900	6300.0	72	25225	No
128	GOM_NL__2PRFIN20061227_081305_000000362054_00121_25225_1181.N1	27-DEC-2006 08:13:05	Bright	35.500	60	7Bet UMi	2.0810	3950.0	71	25225	No
129	GOM_NL__2PRFIN20061227_081646_000000362054_00121_25225_1182.N1	27-DEC-2006 08:16:46	Bright	36.000	119	14Eta Dra	2.7270	4700.0	72	25225	No
130	GOM_NL__2PRFIN20061227_082728_000000392054_00121_25225_1183.N1	27-DEC-2006 08:27:28	Bright	39.000	83		2.3780	11000.	78	25225	No
131	GOM_NL__2PRFIN20061227_083239_000000342054_00121_25225_1184.N1	27-DEC-2006 08:32:39	Bright	33.500	102	24Alp Ser	2.6000	4250.0	67	25225	No
132	GOM_NL__2PRFIN20061227_083733_000000362054_00121_25225_1185.N1	27-DEC-2006 08:37:33	Bright	36.000	104	27Bet Lib	2.6140	13100.	72	25225	No
133	GOM_NL__2PRFIN20061227_084003_000000412054_00121_25225_1186.N1	27-DEC-2006 08:40:03	Bright	40.500	122	9Alp2Lib	2.7470	9700.0	81	25225	No
134	GOM_NL__2PRFIN20061227_084648_000000452054_00121_25225_1187.N1	27-DEC-2006 08:46:48	Dark	45.000	54	5The Cen	2.0550	4500.0	90	25225	No
135	GOM_NL__2PRFIN20061227_084823_000000402054_00121_25225_1188.N1	27-DEC-2006 08:48:23	Dark	40.000	78	Alp Lup	2.3040	28000.	80	25225	No
136	GOM_NL__2PRFIN20061227_084940_000000402054_00121_25225_1189.N1	27-DEC-2006 08:49:40	Dark	39.500	95	Zet Cen	2.5450	26000.	79	25225	No
137	GOM_NL__2PRFIN20061227_085217_000000412054_00122_25226_1179.N1	27-DEC-2006 08:52:17	Dark	40.500	10	Bet Cen	0.61000	28000.	81	25226	No
138	GOM_NL__2PRFIN20061227_085519_000000412054_00122_25226_1180.N1	27-DEC-2006 08:55:19	Dark	40.500	12	Alp1Cru	0.77500	30000.	81	25226	No
139	GOM_NL__2PRFIN20061227_085838_000000392054_00122_25226_1181.N1	27-DEC-2006 08:58:38	Dark	39.000	124	The Car	2.7640	30000.	78	25226	No
140	GOM_NL__2PRFIN20061227_090046_000000402054_00122_25226_1182.N1	27-DEC-2006 09:00:46	Dark	39.500	29	Bet Car	1.6720	10200.	79	25226	No
141	GOM_NL__2PRFIN20061227_090222_000000422054_00122_25226_1183.N1	27-DEC-2006 09:02:22	Dark	42.000	91	Kap Vel	2.4900	26000.	84	25226	No
142	GOM_NL__2PRFIN20061227_090803_000000502054_00122_25226_1184.N1	27-DEC-2006 09:08:03	Dark	49.500	2	Alp Car	-0.73600	7000.0	99	25226	No
143	GOM_NL__2PRFIN20061227_091109_000000502054_00122_25226_1185.N1	27-DEC-2006 09:11:09	Dark	50.000	117	Pi Pup	2.7060	3800.0	100	25226	No
144	GOM_NL__2PRFIN20061227_091350_000000392054_00122_25226_1186.N1	27-DEC-2006 09:13:50	Straylight	39.000	108	Alp Col	2.6520	15200.	78	25226	No
145	GOM_NL__2PRFIN20061227_091804_000000452054_00122_25226_1187.N1	27-DEC-2006 09:18:04	Straylight	44.500	47	2Bet CMa	1.9760	28000.	89	25226	No
146	GOM_NL__2PRFIN20061227_092126_000000472054_00122_25226_1188.N1	27-DEC-2006 09:21:26	Straylight	46.500	7	19Bet Ori	0.10000	14000.	93	25226	No
147	GOM_NL__2PRFIN20061227_092323_000000442054_00122_25226_1189.N1	27-DEC-2006 09:23:23	Straylight	43.500	30	46Eps Ori	1.6940	30000.	87	25226	No
148	GOM_NL__2PRFIN20061227_092603_000000582054_00122_25226_1190.N1	27-DEC-2006 09:26:03	Tw_i_and_stray	58.000	14	58Alp Ori	0.87000	3000.0	116	25226	No
149	GOM_NL__2PRFIN20061227_092837_000000472054_00122_25226_1191.N1	27-DEC-2006 09:28:37	Bright	46.500	13	87Alp Tau	0.86700	3800.0	93	25226	No
150	GOM_NL__2PRFIN20061227_093004_000000402054_00122_25226_1192.N1	27-DEC-2006 09:30:04	Bright	40.000	176	23Zet Tau	3.0200	22000.	80	25226	No
151	GOM_NL__2PRFIN20061227_093210_000000552054_00122_25226_1193.N1	27-DEC-2006 09:32:10	Bright	55.000	28	12Bet Tau	1.6500	15200.	110	25226	No
152	GOM_NL__2PRFIN20061227_093705_000000412054_00122_25226_1194.N1	27-DEC-2006 09:37:05	Bright	41.000	6	13Alp Aur	0.080000	3400.0	82	25226	No
153	GOM_NL__2PRFIN20061227_105840_000000432054_00123_25227_1184.N1	27-DEC-2006 10:58:40	Straylight	42.500	47	2Bet CMa	1.9760	28000.	85	25227	No
154	GOM_NL__2PRFIN20061227_123916_000000442054_00124_25228_1192.N1	27-DEC-2006 12:39:16	Straylight	44.000	47	2Bet CMa	1.9760	28000.	88	25228	No
155	GOM_NL__2PRFIN20061227_124238_000000452054_00124_25228_1193.N1	27-DEC-2006 12:42:38	Straylight	44.500	7	19Bet Ori	0.10000	14000.	89	25228	No
156	GOM_NL__2PRFIN20061227_124435_000000432054_00124_25228_1194.N1	27-DEC-2006 12:44:35	Straylight	42.500	30	46Eps Ori	1.6940	30000.	85	25228	No
157	GOM_NL__2PRFIN20061227_124715_000000582054_00124_25228_1195.N1	27-DEC-2006 12:47:15	Tw_i_and_stray	58.000	14	58Alp Ori	0.87000	3000.0	116	25228	No
158	GOM_NL__2PRFIN20061227_124949_000000432054_00124_25228_1196.N1	27-DEC-2006 12:49:49	Bright	43.000	13	87Alp Tau	0.86700	3800.0	86	25228	No
159	GOM_NL__2PRFIN20061227_125116_000000432054_00124_25228_1197.N1	27-DEC-2006 12:51:16	Bright	42.500	176	23Zet Tau	3.0200	22000.	85	25228	No
160	GOM_NL__2PRFIN20061227_125321_000000392054_00124_25228_1198.N1	27-DEC-2006 12:53:21	Bright	38.500	28	12Bet Tau	1.6500	15200.	77	25228	No



161	GOM_NL__2PRFIN20061227_125817_000000392054_00124_25228_1199.N1	27-DEC-2006 12:58:17	Bright	38.500	6	13Alp Aur	0.080000	3400.0	77	25228	No
162	GOM_NL__2PRFIN20061227_131018_000000362054_00124_25228_1200.N1	27-DEC-2006 13:10:18	Bright	35.500	49	1Alp UMi	1.9900	6300.0	71	25228	No
163	GOM_NL__2PRFIN20061227_131453_000000372054_00124_25228_1201.N1	27-DEC-2006 13:14:53	Bright	37.000	60	7Bet UMi	2.0810	3950.0	74	25228	No
164	GOM_NL__2PRFIN20061227_131833_000000362054_00124_25228_1202.N1	27-DEC-2006 13:18:33	Bright	35.500	119	14Eta Dra	2.7270	4700.0	71	25228	No
165	GOM_NL__2PRFIN20061227_132916_000000402054_00124_25228_1203.N1	27-DEC-2006 13:29:16	Bright	39.500	83		2.3780	11000.	79	25228	No
166	GOM_NL__2PRFIN20061227_133428_000000342054_00124_25228_1204.N1	27-DEC-2006 13:34:28	Bright	34.000	102	24Alp Ser	2.6000	4250.0	68	25228	No
167	GOM_NL__2PRFIN20061227_133922_000000542054_00124_25228_1205.N1	27-DEC-2006 13:39:22	Bright	54.000	104	27Bet Lib	2.6140	13100.	108	25228	No
168	GOM_NL__2PRFIN20061227_134152_000000402054_00124_25228_1206.N1	27-DEC-2006 13:41:52	Bright	39.500	122	9Alp2Lib	2.7470	9700.0	79	25228	No
169	GOM_NL__2PRFIN20061227_134837_000000452054_00124_25228_1207.N1	27-DEC-2006 13:48:37	Dark	44.500	54	5The Cen	2.0550	4500.0	89	25228	No
170	GOM_NL__2PRFIN20061227_135011_000000372054_00124_25228_1208.N1	27-DEC-2006 13:50:11	Dark	37.000	78	Alp Lup	2.3040	28000.	74	25228	No
171	GOM_NL__2PRFIN20061227_135129_000000402054_00124_25228_1209.N1	27-DEC-2006 13:51:29	Dark	39.500	95	Zet Cen	2.5450	26000.	79	25228	No
172	GOM_NL__2PRFIN20061227_135406_000000442054_00125_25229_1196.N1	27-DEC-2006 13:54:06	Dark	43.500	10	Bet Cen	0.61000	28000.	87	25229	No
173	GOM_NL__2PRFIN20061227_135708_000000402054_00125_25229_1197.N1	27-DEC-2006 13:57:08	Dark	40.000	12	Alp1Cru	0.77500	30000.	80	25229	No
174	GOM_NL__2PRFIN20061227_140027_000000392054_00125_25229_1198.N1	27-DEC-2006 14:00:27	Dark	39.000	124	The Car	2.7640	30000.	78	25229	No
175	GOM_NL__2PRFIN20061227_140234_000000382054_00125_25229_1199.N1	27-DEC-2006 14:02:34	Dark	38.000	29	Bet Car	1.6720	10200.	76	25229	No
176	GOM_NL__2PRFIN20061227_140412_000000422054_00125_25229_1200.N1	27-DEC-2006 14:04:12	Dark	42.000	91	Kap Vel	2.4900	26000.	84	25229	No
177	GOM_NL__2PRFIN20061227_140952_000000492054_00125_25229_1201.N1	27-DEC-2006 14:09:52	Dark	49.000	2	Alp Car	-0.73600	7000.0	98	25229	No
178	GOM_NL__2PRFIN20061227_141258_000000492054_00125_25229_1202.N1	27-DEC-2006 14:12:58	Dark	48.500	117	Pi Pup	2.7060	3800.0	97	25229	No
179	GOM_NL__2PRFIN20061227_141538_000000392054_00125_25229_1203.N1	27-DEC-2006 14:15:38	Straylight	39.000	108	Alp Col	2.6520	15200.	78	25229	No
180	GOM_NL__2PRFIN20061227_141952_000000432054_00125_25229_1204.N1	27-DEC-2006 14:19:52	Straylight	43.000	47	2Bet CMa	1.9760	28000.	86	25229	No
181	GOM_NL__2PRFIN20061227_142313_000000432054_00125_25229_1205.N1	27-DEC-2006 14:23:13	Straylight	43.000	7	19Bet Ori	0.10000	14000.	86	25229	No
182	GOM_NL__2PRFIN20061227_142511_000000422054_00125_25229_1206.N1	27-DEC-2006 14:25:11	Straylight	41.500	30	46Eps Ori	1.6940	30000.	83	25229	No
183	GOM_NL__2PRFIN20061227_142751_000000512054_00125_25229_1207.N1	27-DEC-2006 14:27:51	Tw_i_and_stray	51.000	14	58Alp Ori	0.87000	3000.0	102	25229	No
184	GOM_NL__2PRFIN20061227_143025_000000432054_00125_25229_1208.N1	27-DEC-2006 14:30:25	Bright	43.000	13	87Alp Tau	0.86700	3800.0	86	25229	No
185	GOM_NL__2PRFIN20061227_143151_000000442054_00125_25229_1209.N1	27-DEC-2006 14:31:51	Bright	43.500	176	23Zet Tau	3.0200	22000.	87	25229	No
186	GOM_NL__2PRFIN20061227_143357_000000372054_00125_25229_1210.N1	27-DEC-2006 14:33:57	Bright	37.000	28	12Bet Tau	1.6500	15200.	74	25229	No
187	GOM_NL__2PRFIN20061227_143852_000000432054_00125_25229_1211.N1	27-DEC-2006 14:38:52	Bright	42.500	6	13Alp Aur	0.080000	3400.0	85	25229	No
188	GOM_NL__2PRFIN20061227_145054_000000352054_00125_25229_1212.N1	27-DEC-2006 14:50:54	Bright	34.500	49	1Alp UMi	1.9900	6300.0	69	25229	No
189	GOM_NL__2PRFIN20061227_145528_000000382054_00125_25229_1213.N1	27-DEC-2006 14:55:28	Bright	37.500	60	7Bet UMi	2.0810	3950.0	75	25229	No
190	GOM_NL__2PRFIN20061227_145909_000000342054_00125_25229_1214.N1	27-DEC-2006 14:59:09	Bright	34.000	119	14Eta Dra	2.7270	4700.0	68	25229	No
191	GOM_NL__2PRFIN20061227_150952_000000392054_00125_25229_1215.N1	27-DEC-2006 15:09:52	Bright	38.500	83		2.3780	11000.	77	25229	No
192	GOM_NL__2PRFIN20061227_151504_000000342054_00125_25229_1216.N1	27-DEC-2006 15:15:04	Bright	34.000	102	24Alp Ser	2.6000	4250.0	68	25229	No
193	GOM_NL__2PRFIN20061227_151959_000000542054_00125_25229_1217.N1	27-DEC-2006 15:19:59	Bright	54.000	104	27Bet Lib	2.6140	13100.	108	25229	No
194	GOM_NL__2PRFIN20061227_152229_000000432054_00125_25229_1218.N1	27-DEC-2006 15:22:29	Bright	43.000	122	9Alp2Lib	2.7470	9700.0	86	25229	No
195	GOM_NL__2PRFIN20061227_152914_000000462054_00125_25229_1219.N1	27-DEC-2006 15:29:14	Dark	46.000	54	5The Cen	2.0550	4500.0	92	25229	No
196	GOM_NL__2PRFIN20061227_153048_000000392054_00125_25229_1220.N1	27-DEC-2006 15:30:48	Dark	38.500	78	Alp Lup	2.3040	28000.	77	25229	No
197	GOM_NL__2PRFIN20061227_153206_000000402054_00125_25229_1221.N1	27-DEC-2006 15:32:06	Dark	39.500	95	Zet Cen	2.5450	26000.	79	25229	No
198	GOM_NL__2PRFIN20061227_153442_000000382054_00126_25230_1368.N1	27-DEC-2006 15:34:42	Dark	38.000	10	Bet Cen	0.61000	28000.	76	25230	No
199	GOM_NL__2PRFIN20061227_153744_000000412054_00126_25230_1369.N1	27-DEC-2006 15:37:44	Dark	41.000	12	Alp1Cru	0.77500	30000.	82	25230	No
200	GOM_NL__2PRFIN20061227_154104_000000372054_00126_25230_1370.N1	27-DEC-2006 15:41:04	Dark	37.000	124	The Car	2.7640	30000.	74	25230	No
201	GOM_NL__2PRFIN20061227_154311_000000382054_00126_25230_1371.N1	27-DEC-2006 15:43:11	Dark	38.000	29	Bet Car	1.6720	10200.	76	25230	No
202	GOM_NL__2PRFIN20061227_154448_000000422054_00126_25230_1372.N1	27-DEC-2006 15:44:48	Dark	42.000	91	Kap Vel	2.4900	26000.	84	25230	No
203	GOM_NL__2PRFIN20061227_155028_000000482054_00126_25230_1373.N1	27-DEC-2006 15:50:28	Dark	48.000	2	Alp Car	-0.73600	7000.0	96	25230	No
204	GOM_NL__2PRFIN20061227_155335_000000472054_00126_25230_1374.N1	27-DEC-2006 15:53:35	Dark	47.000	117	Pi Pup	2.7060	3800.0	94	25230	No
205	GOM_NL__2PRFIN20061227_155614_000000412054_00126_25230_1375.N1	27-DEC-2006 15:56:14	Straylight	41.000	108	Alp Col	2.6520	15200.	82	25230	No
206	GOM_NL__2PRFIN20061227_160056_000000422054_00126_25230_1376.N1	27-DEC-2006 16:00:56	Straylight	42.000	101	11Alp Lep	2.5820	7000.0	84	25230	No
207	GOM_NL__2PRFIN20061227_160350_000000442054_00126_25230_1377.N1	27-DEC-2006 16:03:50	Straylight	44.000	7	19Bet Ori	0.10000	14000.	88	25230	No
208	GOM_NL__2PRFIN20061227_160547_000000432054_00126_25230_1378.N1	27-DEC-2006 16:05:47	Straylight	43.000	30	46Eps Ori	1.6940	30000.	86	25230	No
209	GOM_NL__2PRFIN20061227_160826_000000522054_00126_25230_1379.N1	27-DEC-2006 16:08:26	Tw_i_and_stray	51.500	14	58Alp Ori	0.87000	3000.0	103	25230	No
210	GOM_NL__2PRFIN20061227_161101_000000522054_00126_25230_1380.N1	27-DEC-2006 16:11:01	Bright	52.000	13	87Alp Tau	0.86700	3800.0	104	25230	No
211	GOM_NL__2PRFIN20061227_161227_000000452054_00126_25230_1381.N1	27-DEC-2006 16:12:27	Bright	45.000	176	23Zet Tau	3.0200	22000.	90	25230	No
212	GOM_NL__2PRFIN20061227_161433_000000402054_00126_25230_1382.N1	27-DEC-2006 16:14:33	Bright	39.500	28	12Bet Tau	1.6500	15200.	79	25230	No
213	GOM_NL__2PRFIN20061227_161928_000000422054_00126_25230_1383.N1	27-DEC-2006 16:19:28	Bright	42.000	6	13Alp Aur	0.080000	3400.0	84	25230	No
214	GOM_NL__2PRFIN20061227_163130_000000352054_00126_25230_1384.N1	27-DEC-2006 16:31:30	Bright	35.000	49	1Alp UMi	1.9900	6300.0	70	25230	No
215	GOM_NL__2PRFIN20061227_163604_000000372054_00126_25230_1385.N1	27-DEC-2006 16:36:04	Bright	36.500	60	7Bet UMi	2.0810	3950.0	73	25230	No
216	GOM_NL__2PRFIN20061227_163945_000000372054_00126_25230_1386.N1	27-DEC-2006 16:39:45	Bright	36.500	119	14Eta Dra	2.7270	4700.0	73	25230	No
217	GOM_NL__2PRFIN20061227_165029_000000492054_00126_25230_1387.N1	27-DEC-2006 16:50:29	Bright	48.500	83		2.3780	11000.	97	25230	No
218	GOM_NL__2PRFIN20061227_165540_000000352054_00126_25230_1388.N1	27-DEC-2006 16:55:40	Bright	34.500	102	24Alp Ser	2.6000	4250.0	69	25230	No
219	GOM_NL__2PRFIN20061227_170035_000000542054_00126_25230_1389.N1	27-DEC-2006 17:00:35	Bright	54.000	104	27Bet Lib	2.6140	13100.	108	25230	No

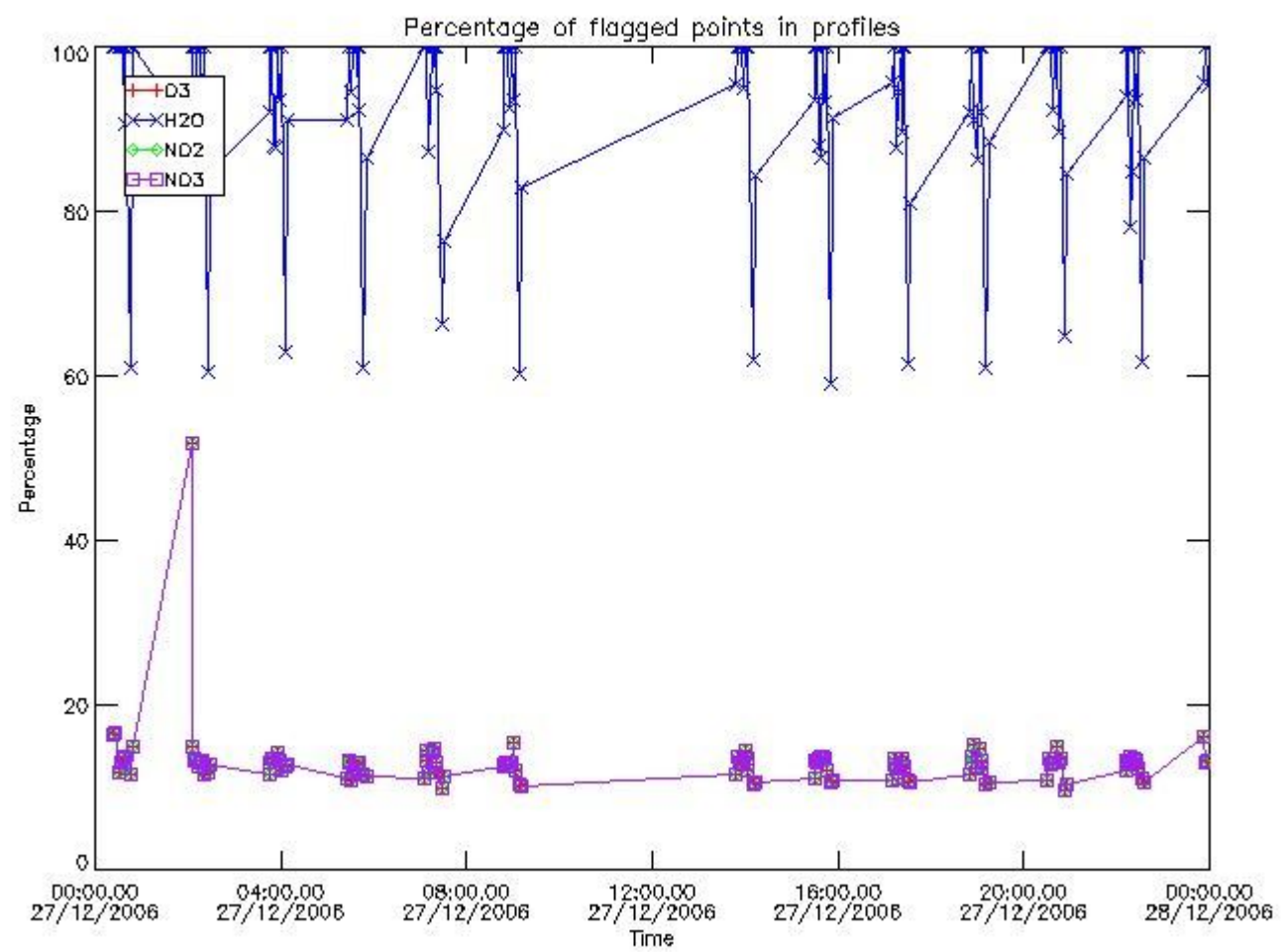
220	GOM_NL__2PRFIN20061227_170305_000000432054_00126_25230_1390.N1	27-DEC-2006 17:03:05	Bright	43.000	122	9Alp2Lib	2.7470	9700.0	86	25230	No
221	GOM_NL__2PRFIN20061227_170951_000000482054_00126_25230_1391.N1	27-DEC-2006 17:09:51	Dark	47.500	54	5The Cen	2.0550	4500.0	95	25230	No
222	GOM_NL__2PRFIN20061227_171124_000000382054_00126_25230_1392.N1	27-DEC-2006 17:11:24	Dark	38.000	78	Alp Lup	2.3040	28000.	76	25230	No
223	GOM_NL__2PRFIN20061227_171242_000000402054_00126_25230_1393.N1	27-DEC-2006 17:12:42	Dark	40.000	95	Zet Cen	2.5450	26000.	80	25230	No
224	GOM_NL__2PRFIN20061227_171518_000000422054_00127_25231_5433.N1	27-DEC-2006 17:15:18	Dark	41.500	10	Bet Cen	0.61000	28000.	83	25231	No
225	GOM_NL__2PRFIN20061227_171821_000000462054_00127_25231_5434.N1	27-DEC-2006 17:18:21	Dark	45.500	12	Alp1Cru	0.77500	30000.	91	25231	No
226	GOM_NL__2PRFIN20061227_172140_000000382054_00127_25231_5435.N1	27-DEC-2006 17:21:40	Dark	38.000	124	The Car	2.7640	30000.	76	25231	No
227	GOM_NL__2PRFIN20061227_172347_000000402054_00127_25231_5436.N1	27-DEC-2006 17:23:47	Dark	39.500	29	Bet Car	1.6720	10200.	79	25231	No
228	GOM_NL__2PRFIN20061227_172525_000000412054_00127_25231_5437.N1	27-DEC-2006 17:25:25	Dark	41.000	91	Kap Vel	2.4900	26000.	82	25231	No
229	GOM_NL__2PRFIN20061227_173104_000000472054_00127_25231_5438.N1	27-DEC-2006 17:31:04	Dark	47.000	2	Alp Car	-0.73600	7000.0	94	25231	No
230	GOM_NL__2PRFIN20061227_173411_000000482054_00127_25231_5439.N1	27-DEC-2006 17:34:11	Dark	48.000	117	Pi Pup	2.7060	3800.0	96	25231	No
231	GOM_NL__2PRFIN20061227_173651_000000402054_00127_25231_5440.N1	27-DEC-2006 17:36:51	Straylight	40.000	108	Alp Col	2.6520	15200.	80	25231	No
232	GOM_NL__2PRFIN20061227_174132_000000412054_00127_25231_5441.N1	27-DEC-2006 17:41:32	Straylight	40.500	101	11Alp Lep	2.5820	7000.0	81	25231	No
233	GOM_NL__2PRFIN20061227_174426_000000412054_00127_25231_5442.N1	27-DEC-2006 17:44:26	Straylight	41.000	7	19Bet Ori	0.10000	14000.	82	25231	No
234	GOM_NL__2PRFIN20061227_174623_000000452054_00127_25231_5443.N1	27-DEC-2006 17:46:23	Straylight	44.500	30	46Eps Ori	1.6940	30000.	89	25231	No
235	GOM_NL__2PRFIN20061227_174902_000000572054_00127_25231_5444.N1	27-DEC-2006 17:49:02	Tw_i_and_stray	57.000	14	58Alp Ori	0.87000	3000.0	114	25231	No
236	GOM_NL__2PRFIN20061227_175137_000000502054_00127_25231_5445.N1	27-DEC-2006 17:51:37	Bright	49.500	13	87Alp Tau	0.86700	3800.0	99	25231	No
237	GOM_NL__2PRFIN20061227_175303_000000472054_00127_25231_5446.N1	27-DEC-2006 17:53:03	Bright	46.500	176	23Zet Tau	3.0200	22000.	93	25231	No
238	GOM_NL__2PRFIN20061227_175508_000000382054_00127_25231_5447.N1	27-DEC-2006 17:55:08	Bright	37.500	28	12Bet Tau	1.6500	15200.	75	25231	No
239	GOM_NL__2PRFIN20061227_180004_000000432054_00127_25231_5448.N1	27-DEC-2006 18:00:04	Bright	42.500	6	13Alp Aur	0.080000	3400.0	85	25231	No
240	GOM_NL__2PRFIN20061227_181206_000000372054_00127_25231_5449.N1	27-DEC-2006 18:12:06	Bright	36.500	49	1Alp UMi	1.9900	6300.0	73	25231	No
241	GOM_NL__2PRFIN20061227_181640_000000372054_00127_25231_5450.N1	27-DEC-2006 18:16:40	Bright	37.000	60	7Bet UMi	2.0810	3950.0	74	25231	No
242	GOM_NL__2PRFIN20061227_182021_000000362054_00127_25231_5451.N1	27-DEC-2006 18:20:21	Bright	36.000	119	14Eta Dra	2.7270	4700.0	72	25231	No
243	GOM_NL__2PRFIN20061227_183105_000000392054_00127_25231_5452.N1	27-DEC-2006 18:31:05	Bright	38.500	83		2.3780	11000.	77	25231	No
244	GOM_NL__2PRFIN20061227_183616_000000352054_00127_25231_5453.N1	27-DEC-2006 18:36:16	Bright	35.000	102	24Alp Ser	2.6000	4250.0	70	25231	No
245	GOM_NL__2PRFIN20061227_184111_000000542054_00127_25231_5454.N1	27-DEC-2006 18:41:11	Bright	54.000	104	27Bet Lib	2.6140	13100.	108	25231	No
246	GOM_NL__2PRFIN20061227_184342_000000442054_00127_25231_5455.N1	27-DEC-2006 18:43:42	Bright	44.000	122	9Alp2Lib	2.7470	9700.0	88	25231	No
247	GOM_NL__2PRFIN20061227_185027_000000452054_00127_25231_5456.N1	27-DEC-2006 18:50:27	Dark	44.500	54	5The Cen	2.0550	4500.0	89	25231	No
248	GOM_NL__2PRFIN20061227_185200_000000372054_00127_25231_5457.N1	27-DEC-2006 18:52:00	Dark	37.000	78	Alp Lup	2.3040	28000.	74	25231	No
249	GOM_NL__2PRFIN20061227_185319_000000402054_00127_25231_5458.N1	27-DEC-2006 18:53:19	Dark	39.500	95	Zet Cen	2.5450	26000.	79	25231	No
250	GOM_NL__2PRFIN20061227_185555_000000402054_00128_25232_1553.N1	27-DEC-2006 18:55:55	Dark	40.000	10	Bet Cen	0.61000	28000.	80	25232	No
251	GOM_NL__2PRFIN20061227_185857_000000412054_00128_25232_1554.N1	27-DEC-2006 18:58:57	Dark	40.500	12	Alp1Cru	0.77500	30000.	81	25232	No
252	GOM_NL__2PRFIN20061227_190217_000000382054_00128_25232_1555.N1	27-DEC-2006 19:02:17	Dark	38.000	124	The Car	2.7640	30000.	76	25232	No
253	GOM_NL__2PRFIN20061227_190423_000000392054_00128_25232_1556.N1	27-DEC-2006 19:04:23	Dark	38.500	29	Bet Car	1.6720	10200.	77	25232	No
254	GOM_NL__2PRFIN20061227_190602_000000422054_00128_25232_1557.N1	27-DEC-2006 19:06:02	Dark	41.500	91	Kap Vel	2.4900	26000.	83	25232	No
255	GOM_NL__2PRFIN20061227_191141_000000492054_00128_25232_1558.N1	27-DEC-2006 19:11:41	Dark	49.000	2	Alp Car	-0.73600	7000.0	98	25232	No
256	GOM_NL__2PRFIN20061227_191447_000000492054_00128_25232_1559.N1	27-DEC-2006 19:14:47	Dark	48.500	117	Pi Pup	2.7060	3800.0	97	25232	No
257	GOM_NL__2PRFIN20061227_191727_000000372054_00128_25232_1560.N1	27-DEC-2006 19:17:27	Straylight	36.500	108	Alp Col	2.6520	15200.	73	25232	No
258	GOM_NL__2PRFIN20061227_192140_000000462054_00128_25232_1561.N1	27-DEC-2006 19:21:40	Straylight	46.000	47	2Bet CMa	1.9760	28000.	92	25232	No
259	GOM_NL__2PRFIN20061227_192502_000000442054_00128_25232_1562.N1	27-DEC-2006 19:25:02	Straylight	44.000	7	19Bet Ori	0.10000	14000.	88	25232	No
260	GOM_NL__2PRFIN20061227_192659_000000442054_00128_25232_1563.N1	27-DEC-2006 19:26:59	Straylight	44.000	30	46Eps Ori	1.6940	30000.	88	25232	No
261	GOM_NL__2PRFIN20061227_192938_000000572054_00128_25232_1564.N1	27-DEC-2006 19:29:38	Tw_i_and_stray	57.000	14	58Alp Ori	0.87000	3000.0	114	25232	No
262	GOM_NL__2PRFIN20061227_193213_000000472054_00128_25232_1565.N1	27-DEC-2006 19:32:13	Bright	47.000	13	87Alp Tau	0.86700	3800.0	94	25232	No
263	GOM_NL__2PRFIN20061227_193339_000000442054_00128_25232_1566.N1	27-DEC-2006 19:33:39	Bright	43.500	176	23Zet Tau	3.0200	22000.	87	25232	No
264	GOM_NL__2PRFIN20061227_193544_000000382054_00128_25232_1567.N1	27-DEC-2006 19:35:44	Bright	38.000	28	12Bet Tau	1.6500	15200.	76	25232	No
265	GOM_NL__2PRFIN20061227_194040_000000392054_00128_25232_1568.N1	27-DEC-2006 19:40:40	Bright	38.500	6	13Alp Aur	0.080000	3400.0	77	25232	No
266	GOM_NL__2PRFIN20061227_195242_000000362054_00128_25232_1569.N1	27-DEC-2006 19:52:42	Bright	36.000	49	1Alp UMi	1.9900	6300.0	72	25232	No
267	GOM_NL__2PRFIN20061227_195716_000000352054_00128_25232_1570.N1	27-DEC-2006 19:57:16	Bright	34.500	60	7Bet UMi	2.0810	3950.0	69	25232	No
268	GOM_NL__2PRFIN20061227_200057_000000352054_00128_25232_1571.N1	27-DEC-2006 20:00:57	Bright	35.000	119	14Eta Dra	2.7270	4700.0	70	25232	No
269	GOM_NL__2PRFIN20061227_201141_000000592054_00128_25232_1572.N1	27-DEC-2006 20:11:41	Bright	59.000	83		2.3780	11000.	118	25232	No
270	GOM_NL__2PRFIN20061227_201652_000000352054_00128_25232_1573.N1	27-DEC-2006 20:16:52	Bright	35.000	102	24Alp Ser	2.6000	4250.0	70	25232	No
271	GOM_NL__2PRFIN20061227_202147_000000362054_00128_25232_1574.N1	27-DEC-2006 20:21:47	Bright	36.000	104	27Bet Lib	2.6140	13100.	72	25232	No
272	GOM_NL__2PRFIN20061227_202418_000000432054_00128_25232_1575.N1	27-DEC-2006 20:24:18	Bright	42.500	122	9Alp2Lib	2.7470	9700.0	85	25232	No
273	GOM_NL__2PRFIN20061227_203104_000000472054_00128_25232_1576.N1	27-DEC-2006 20:31:04	Dark	46.500	54	5The Cen	2.0550	4500.0	93	25232	No
274	GOM_NL__2PRFIN20061227_203237_000000382054_00128_25232_1577.N1	27-DEC-2006 20:32:37	Dark	37.500	78	Alp Lup	2.3040	28000.	75	25232	No
275	GOM_NL__2PRFIN20061227_203355_000000402054_00128_25232_1578.N1	27-DEC-2006 20:33:55	Dark	40.000	95	Zet Cen	2.5450	26000.	80	25232	No
276	GOM_NL__2PRFIN20061227_203631_000000392054_00129_25233_1559.N1	27-DEC-2006 20:36:31	Dark	39.000	10	Bet Cen	0.61000	28000.	78	25233	No
277	GOM_NL__2PRFIN20061227_203933_000000392054_00129_25233_1560.N1	27-DEC-2006 20:39:33	Dark	39.000	12	Alp1Cru	0.77500	30000.	78	25233	No
278	GOM_NL__2PRFIN20061227_204253_000000382054_00129_25233_1561.N1	27-DEC-2006 20:42:53	Dark	37.500	124	The Car	2.7640	30000.	75	25233	No

279	GOM_NL__2PRFIN20061227_204500_000000402054_00129_25233_1562.N1	27-DEC-2006 20:45:00	Dark	39.500	29	Bet Car	1.6720	10200.	79	25233	No
280	GOM_NL__2PRFIN20061227_204638_000000422054_00129_25233_1563.N1	27-DEC-2006 20:46:38	Dark	41.500	91	Kap Vel	2.4900	26000.	83	25233	No
281	GOM_NL__2PRFIN20061227_205217_000000532054_00129_25233_1564.N1	27-DEC-2006 20:52:17	Dark	53.000	2	Alp Car	-0.73600	7000.0	106	25233	No
282	GOM_NL__2PRFIN20061227_205524_000000492054_00129_25233_1565.N1	27-DEC-2006 20:55:24	Dark	49.000	117	Pi Pup	2.7060	3800.0	98	25233	No
283	GOM_NL__2PRFIN20061227_205803_000000392054_00129_25233_1566.N1	27-DEC-2006 20:58:03	Straylight	38.500	108	Alp Col	2.6520	15200.	77	25233	No
284	GOM_NL__2PRFIN20061227_210216_000000452054_00129_25233_1567.N1	27-DEC-2006 21:02:16	Straylight	44.500	47	2Bet CMa	1.9760	28000.	89	25233	No
285	GOM_NL__2PRFIN20061227_210538_000000492054_00129_25233_1568.N1	27-DEC-2006 21:05:38	Straylight	48.500	7	19Bet Ori	0.10000	14000.	97	25233	No
286	GOM_NL__2PRFIN20061227_210735_000000432054_00129_25233_1569.N1	27-DEC-2006 21:07:35	Straylight	42.500	30	46Eps Ori	1.6940	30000.	85	25233	No
287	GOM_NL__2PRFIN20061227_211014_000000532054_00129_25233_1570.N1	27-DEC-2006 21:10:14	Tw_i_and_stray	52.500	14	58Alp Ori	0.87000	3000.0	105	25233	No
288	GOM_NL__2PRFIN20061227_211249_000000522054_00129_25233_1571.N1	27-DEC-2006 21:12:49	Bright	52.000	13	87Alp Tau	0.86700	3800.0	104	25233	No
289	GOM_NL__2PRFIN20061227_211415_000000512054_00129_25233_1572.N1	27-DEC-2006 21:14:15	Bright	51.000	176	23Zet Tau	3.0200	22000.	102	25233	No
290	GOM_NL__2PRFIN20061227_211620_000000382054_00129_25233_1573.N1	27-DEC-2006 21:16:20	Bright	37.500	28	12Bet Tau	1.6500	15200.	75	25233	No
291	GOM_NL__2PRFIN20061227_212116_000000412054_00129_25233_1574.N1	27-DEC-2006 21:21:16	Bright	41.000	6	13Alp Aur	0.080000	3400.0	82	25233	No
292	GOM_NL__2PRFIN20061227_213318_000000342054_00129_25233_1575.N1	27-DEC-2006 21:33:18	Bright	34.000	49	1Alp UMi	1.9900	6300.0	68	25233	No
293	GOM_NL__2PRFIN20061227_213752_000000542054_00129_25233_1576.N1	27-DEC-2006 21:37:52	Bright	54.000	60	7Bet UMi	2.0810	3950.0	108	25233	No
294	GOM_NL__2PRFIN20061227_214133_000000362054_00129_25233_1577.N1	27-DEC-2006 21:41:33	Bright	36.000	119	14Eta Dra	2.7270	4700.0	72	25233	No
295	GOM_NL__2PRFIN20061227_215217_000000392054_00129_25233_1578.N1	27-DEC-2006 21:52:17	Bright	39.000	83		2.3780	11000.	78	25233	No
296	GOM_NL__2PRFIN20061227_215729_000000352054_00129_25233_1579.N1	27-DEC-2006 21:57:29	Bright	34.500	102	24Alp Ser	2.6000	4250.0	69	25233	No
297	GOM_NL__2PRFIN20061227_220224_000000402054_00129_25233_1580.N1	27-DEC-2006 22:02:24	Bright	39.500	104	27Bet Lib	2.6140	13100.	79	25233	No
298	GOM_NL__2PRFIN20061227_220455_000000442054_00129_25233_1581.N1	27-DEC-2006 22:04:55	Bright	43.500	122	9Alp2Lib	2.7470	9700.0	87	25233	No
299	GOM_NL__2PRFIN20061227_221140_000000422054_00129_25233_1582.N1	27-DEC-2006 22:11:40	Dark	42.000	54	5The Cen	2.0550	4500.0	84	25233	No
300	GOM_NL__2PRFIN20061227_221313_000000392054_00129_25233_1583.N1	27-DEC-2006 22:13:13	Dark	38.500	78	Alp Lup	2.3040	28000.	77	25233	No
301	GOM_NL__2PRFIN20061227_221432_000000392054_00129_25233_1584.N1	27-DEC-2006 22:14:32	Dark	39.000	95	Zet Cen	2.5450	26000.	78	25233	No
302	GOM_NL__2PRFIN20061227_221707_000000372054_00130_25234_5441.N1	27-DEC-2006 22:17:07	Dark	37.000	10	Bet Cen	0.61000	28000.	74	25234	No
303	GOM_NL__2PRFIN20061227_222010_000000402054_00130_25234_5442.N1	27-DEC-2006 22:20:10	Dark	40.000	12	Alp1Cru	0.77500	30000.	80	25234	No
304	GOM_NL__2PRFIN20061227_222330_000000382054_00130_25234_5443.N1	27-DEC-2006 22:23:30	Dark	37.500	124	The Car	2.7640	30000.	75	25234	No
305	GOM_NL__2PRFIN20061227_222536_000000392054_00130_25234_5444.N1	27-DEC-2006 22:25:36	Dark	38.500	29	Bet Car	1.6720	10200.	77	25234	No
306	GOM_NL__2PRFIN20061227_222715_000000422054_00130_25234_5445.N1	27-DEC-2006 22:27:15	Dark	41.500	91	Kap Vel	2.4900	26000.	83	25234	No
307	GOM_NL__2PRFIN20061227_223253_000000462054_00130_25234_5446.N1	27-DEC-2006 22:32:53	Dark	46.000	2	Alp Car	-0.73600	7000.0	92	25234	No
308	GOM_NL__2PRFIN20061227_223600_000000492054_00130_25234_5447.N1	27-DEC-2006 22:36:00	Dark	48.500	117	Pi Pup	2.7060	3800.0	97	25234	No
309	GOM_NL__2PRFIN20061227_223839_000000402054_00130_25234_5448.N1	27-DEC-2006 22:38:39	Straylight	39.500	108	Alp Col	2.6520	15200.	79	25234	No
310	GOM_NL__2PRFIN20061227_224252_000000432054_00130_25234_5449.N1	27-DEC-2006 22:42:52	Straylight	43.000	47	2Bet CMa	1.9760	28000.	86	25234	No
311	GOM_NL__2PRFIN20061227_224614_000000442054_00130_25234_5450.N1	27-DEC-2006 22:46:14	Straylight	44.000	7	19Bet Ori	0.10000	14000.	88	25234	No
312	GOM_NL__2PRFIN20061227_224810_000000442054_00130_25234_5451.N1	27-DEC-2006 22:48:10	Straylight	44.000	30	46Eps Ori	1.6940	30000.	88	25234	No
313	GOM_NL__2PRFIN20061227_225050_000000502054_00130_25234_5452.N1	27-DEC-2006 22:50:50	Tw_i_and_stray	50.000	14	58Alp Ori	0.87000	3000.0	100	25234	No
314	GOM_NL__2PRFIN20061227_225325_000000522054_00130_25234_5453.N1	27-DEC-2006 22:53:25	Bright	52.000	13	87Alp Tau	0.86700	3800.0	104	25234	No
315	GOM_NL__2PRFIN20061227_225450_000000422054_00130_25234_5454.N1	27-DEC-2006 22:54:50	Bright	41.500	176	23Zet Tau	3.0200	22000.	83	25234	No
316	GOM_NL__2PRFIN20061227_225656_000000392054_00130_25234_5455.N1	27-DEC-2006 22:56:56	Bright	38.500	28	12Bet Tau	1.6500	15200.	77	25234	No
317	GOM_NL__2PRFIN20061227_230151_000000392054_00130_25234_5456.N1	27-DEC-2006 23:01:51	Bright	39.000	6	13Alp Aur	0.080000	3400.0	78	25234	No
318	GOM_NL__2PRFIN20061227_231354_000000352054_00130_25234_5457.N1	27-DEC-2006 23:13:54	Bright	35.000	49	1Alp UMi	1.9900	6300.0	70	25234	No
319	GOM_NL__2PRFIN20061227_231828_000000372054_00130_25234_5458.N1	27-DEC-2006 23:18:28	Bright	36.500	60	7Bet UMi	2.0810	3950.0	73	25234	No
320	GOM_NL__2PRFIN20061227_232209_000000522054_00130_25234_5459.N1	27-DEC-2006 23:22:09	Bright	52.000	119	14Eta Dra	2.7270	4700.0	104	25234	No
321	GOM_NL__2PRFIN20061227_233253_000000402054_00130_25234_5460.N1	27-DEC-2006 23:32:53	Bright	39.500	83		2.3780	11000.	79	25234	No
322	GOM_NL__2PRFIN20061227_233805_000000352054_00130_25234_5461.N1	27-DEC-2006 23:38:05	Bright	34.500	102	24Alp Ser	2.6000	4250.0	69	25234	No
323	GOM_NL__2PRFIN20061227_234300_000000372054_00130_25234_5462.N1	27-DEC-2006 23:43:00	Bright	36.500	104	27Bet Lib	2.6140	13100.	73	25234	No
324	GOM_NL__2PRFIN20061227_234531_000000432054_00130_25234_5463.N1	27-DEC-2006 23:45:31	Bright	43.000	122	9Alp2Lib	2.7470	9700.0	86	25234	No
325	GOM_NL__2PRFIN20061227_235217_000000482054_00130_25234_5464.N1	27-DEC-2006 23:52:17	Dark	47.500	54	5The Cen	2.0550	4500.0	95	25234	No
326	GOM_NL__2PRFIN20061227_235349_000000392054_00130_25234_5465.N1	27-DEC-2006 23:53:49	Dark	39.000	78	Alp Lup	2.3040	28000.	78	25234	No
327	GOM_NL__2PRFIN20061227_235743_000000422054_00131_25235_5902.N1	27-DEC-2006 23:57:43	Dark	42.000	10	Bet Cen	0.61000	28000.	84	25235	No

### 3. Quality information per product

In this section it is plotted some information contained in the Quality Summary data set of the level 2 products. Only products in dark limb conditions and without errors (error flag in the MPH set to "0") are used.

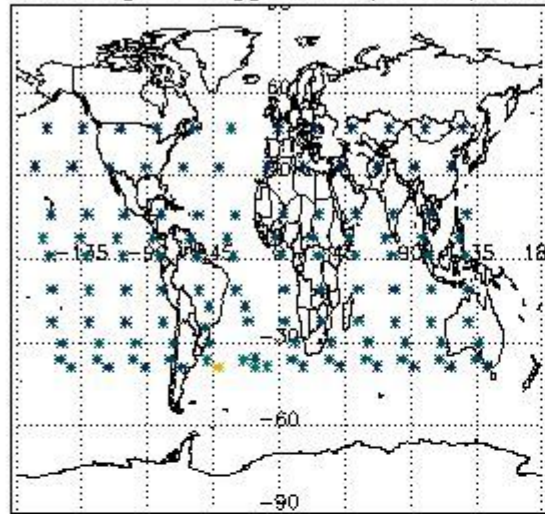
#### 3.1 Plot quality information per product (time dependant)



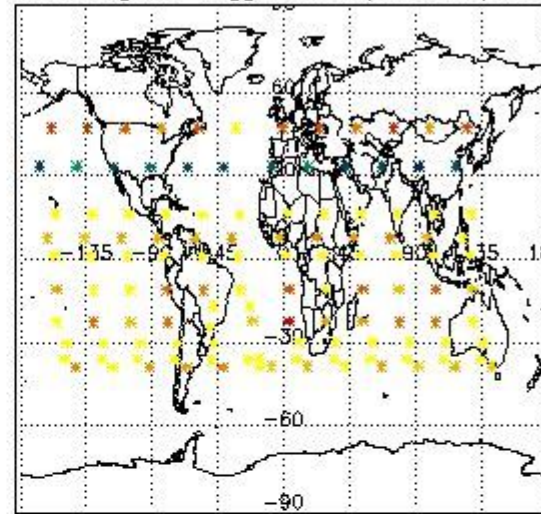
3.2 Plot quality information per product (world map)



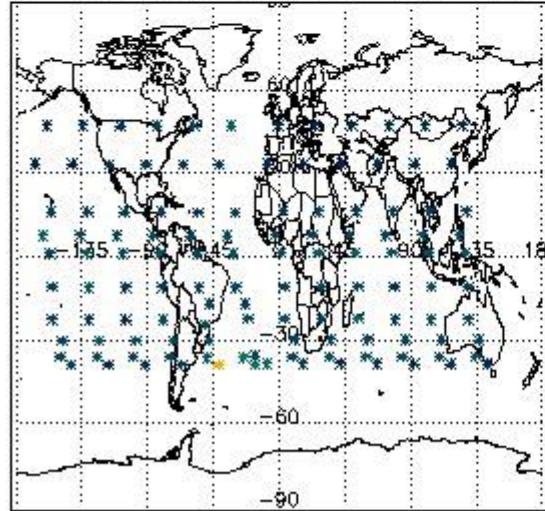
Percentage of flagged data per O3 profile



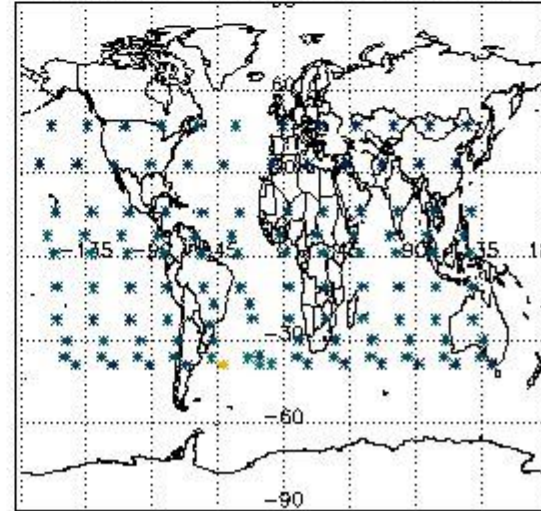
Percentage of flagged data per H2O profile



Percentage of flagged data per NO2 profile



Percentage of flagged data per NO3 profile



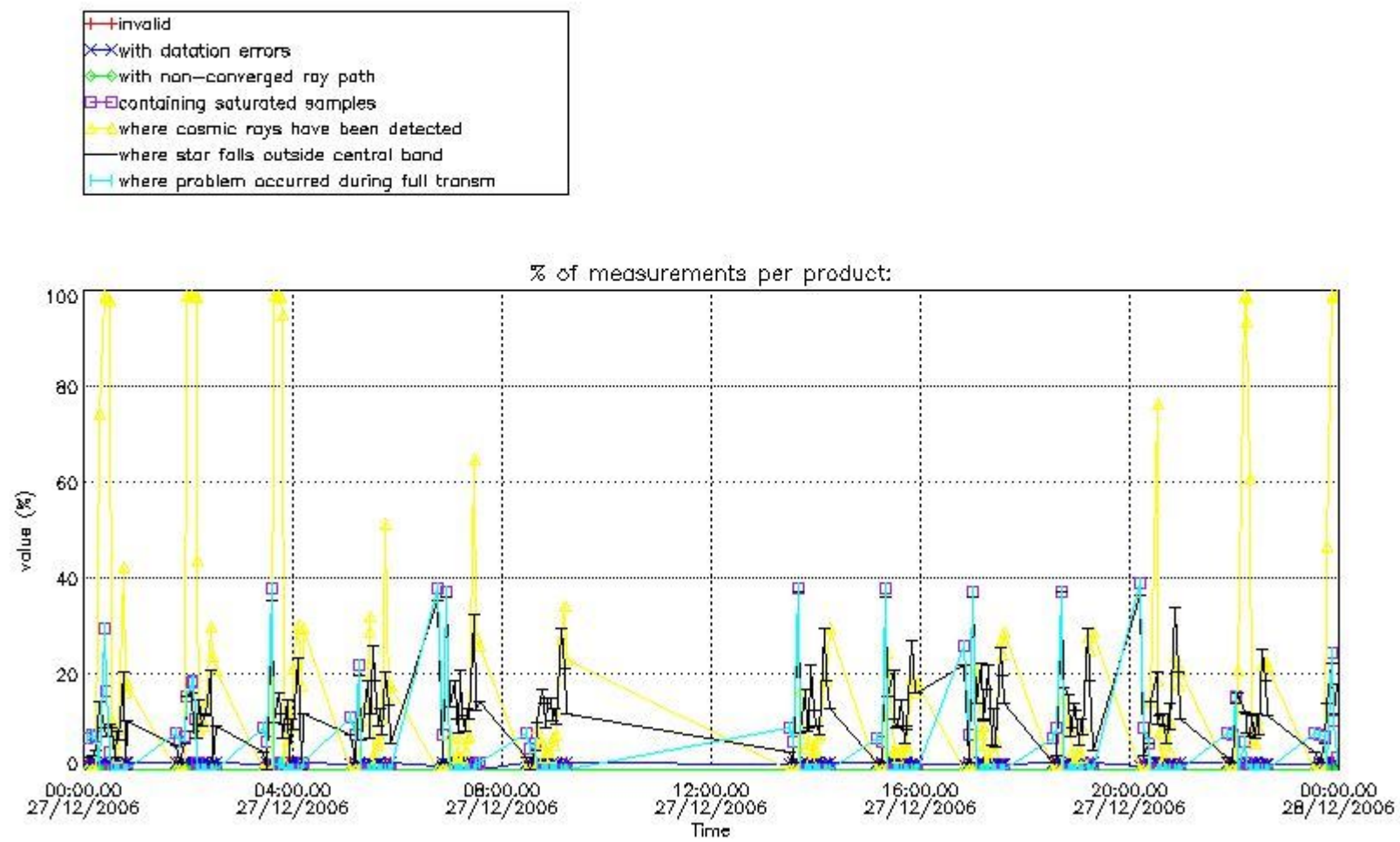
#### 4. Level 1 quality information per product

In this section it is plotted some information contained in the Quality Summary data set of the level 2 products that comes from the level 1b processing. Products without errors (error flag in the MPH set to "0") are used.

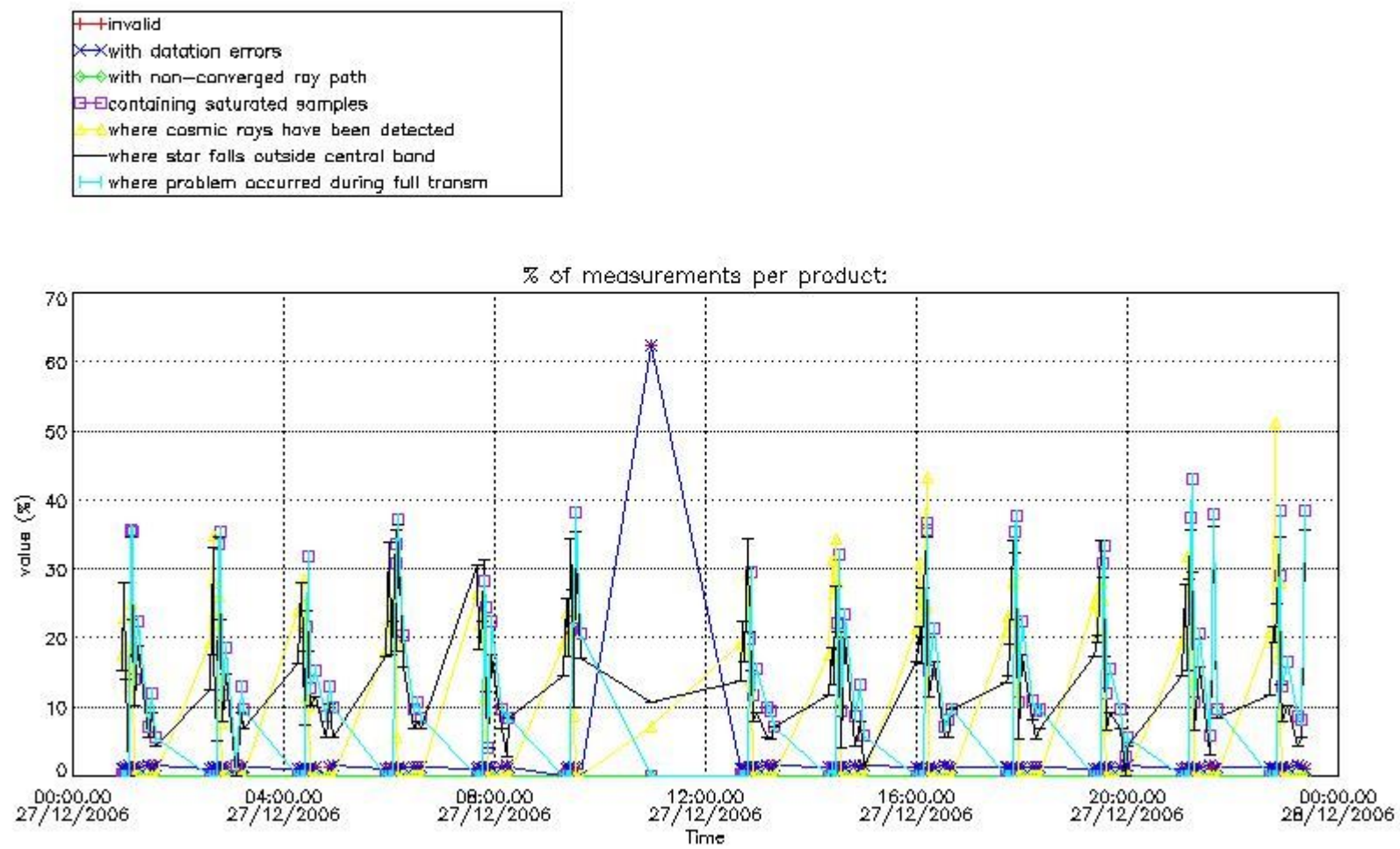
##### 4.1 Plot quality information per product (time dependant) coming from level 1b processing

##### 4.1.1 Plot level 1 quality information per product (time dependant): ENVISAT ASCENDING passes





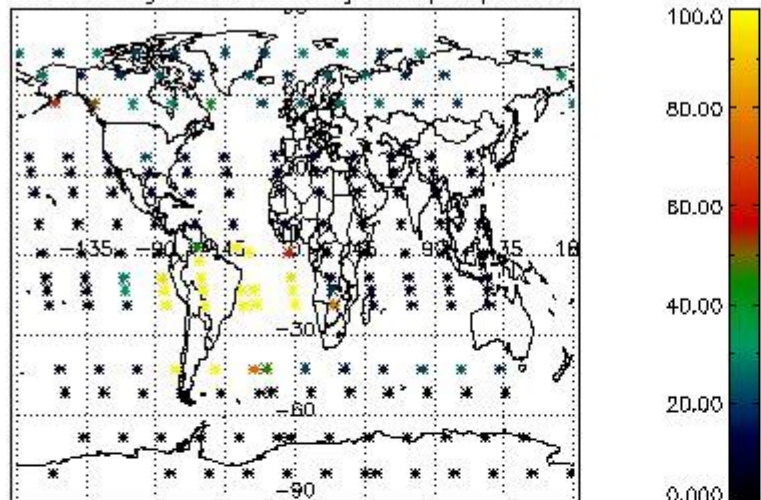
4.1.2 Plot level 1 quality information per product (time dependant): ENVI SAT DESCENDING passes



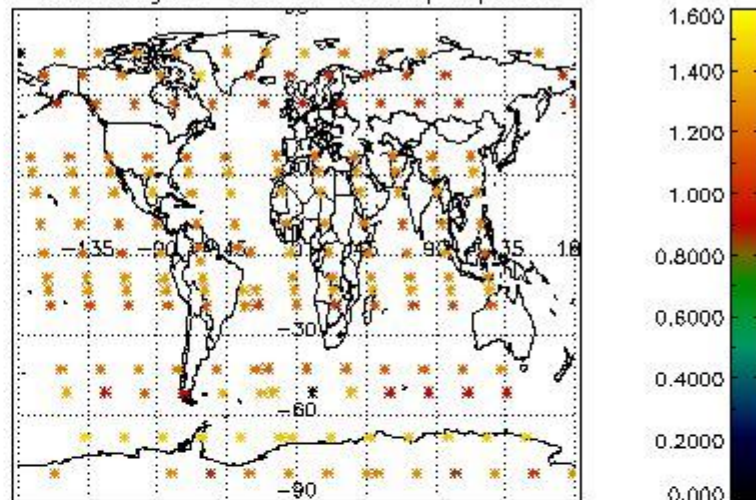
*4.2 Plot quality information per product coming from level 1b processing (world map)*

*4.2.1 Plot level 1 quality information per product (world map): ENVISAT ASCENDING passes*

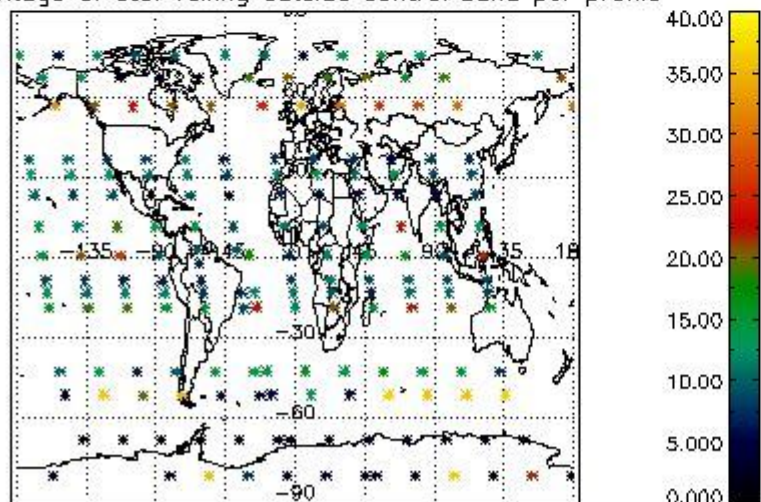
Percentage of cosmic ray hits per profile



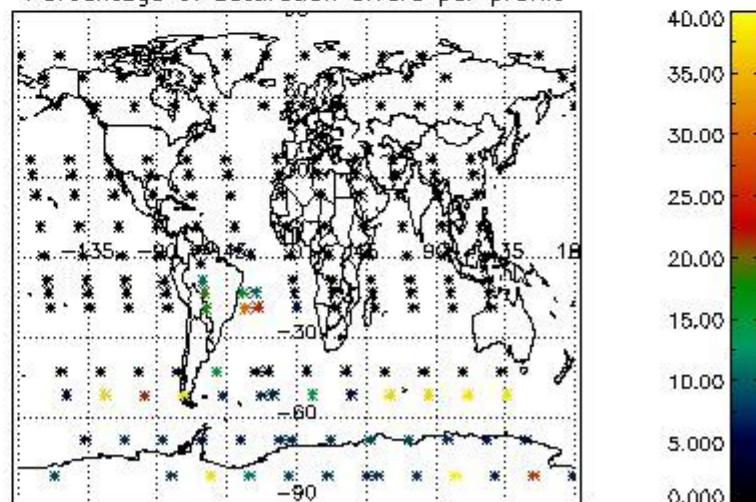
Percentage of datation errors per profile



Percentage of star falling outside central band per profile

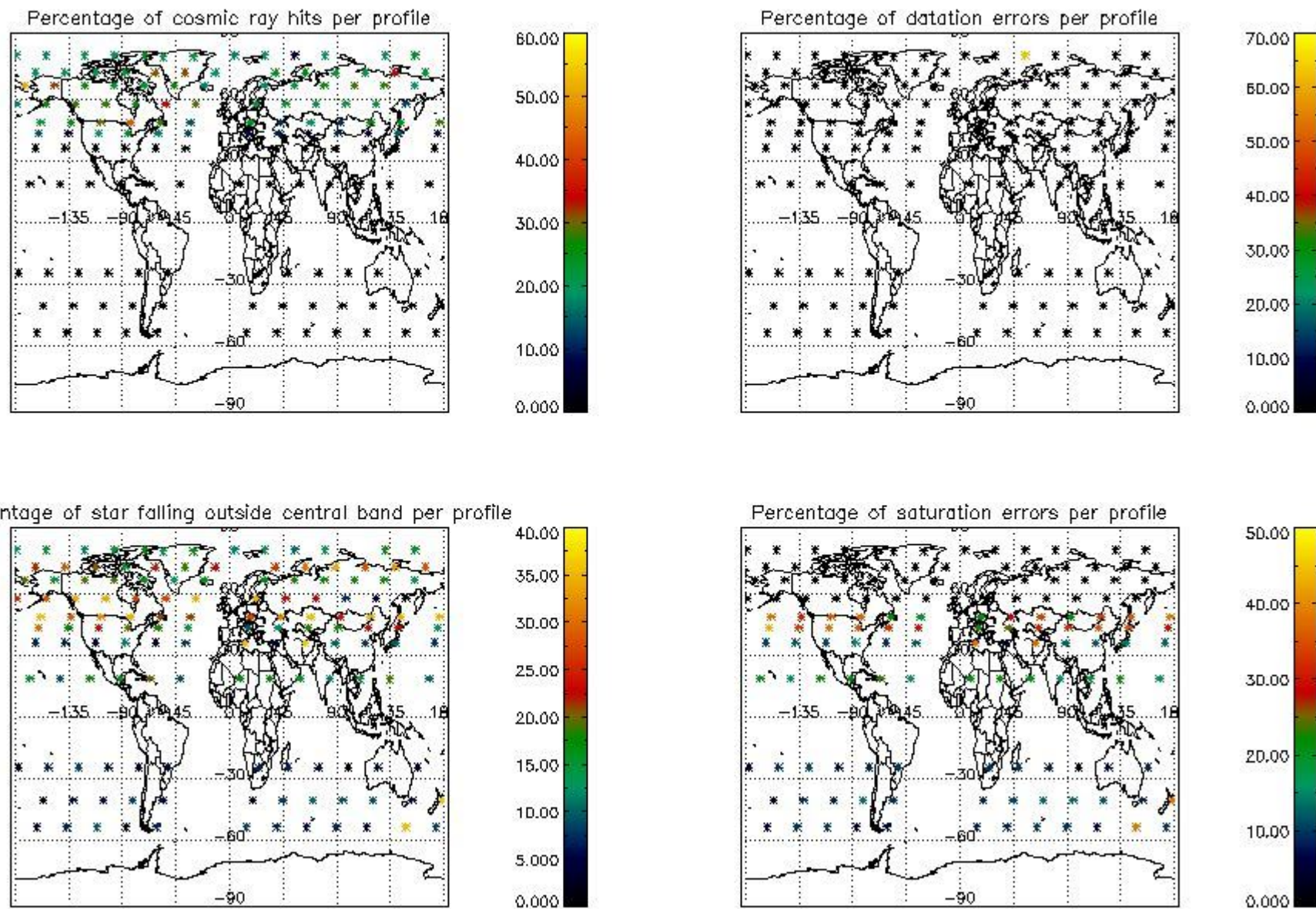


Percentage of saturation errors per profile



4.2.2 Plot level 1 quality information per product (world map): ENVISAT DESCENDING passes





## 5. Trace gas profiles

### 5.1 Ozone statistics based on quality of products

The final quality of the products can be "measured" using the STD (Standard Deviation) attached to every point profile. This information is written to the parameter GOM\_NL\_\_2P/NL\_LOCAL\_SPECIES\_DENSITY/o3\_std of the level 2 products. The table below shows the statistics for given STD ranges.

The statistics are given with respect to the overall valid production:

- Products without fatal errors: GOM\_NL\_\_2P/MPH/PRODUCT\_ERR=0
- Valid point profile: GOM\_NL\_\_2P/NL\_LOCAL\_SPECIES\_DENSITY/pcd(0)=0

The 'Criteria' is applied to valid points of dark limb products:

- Products in dark limb illumination condition: GOM\_NL\_\_2P/NL\_SUMMARY\_QUALITY/obs\_ill\_cond=0
- Products without fatal errors: GOM\_NL\_\_2P/MPH/PRODUCT\_ERR=0
- Valid point profile: GOM\_NL\_\_2P/NL\_LOCAL\_SPECIES\_DENSITY/pcd(0)=0

So, the table below shows the percentage of dark limb and valid observations for each criteria with respect to the overall valid daily observations.

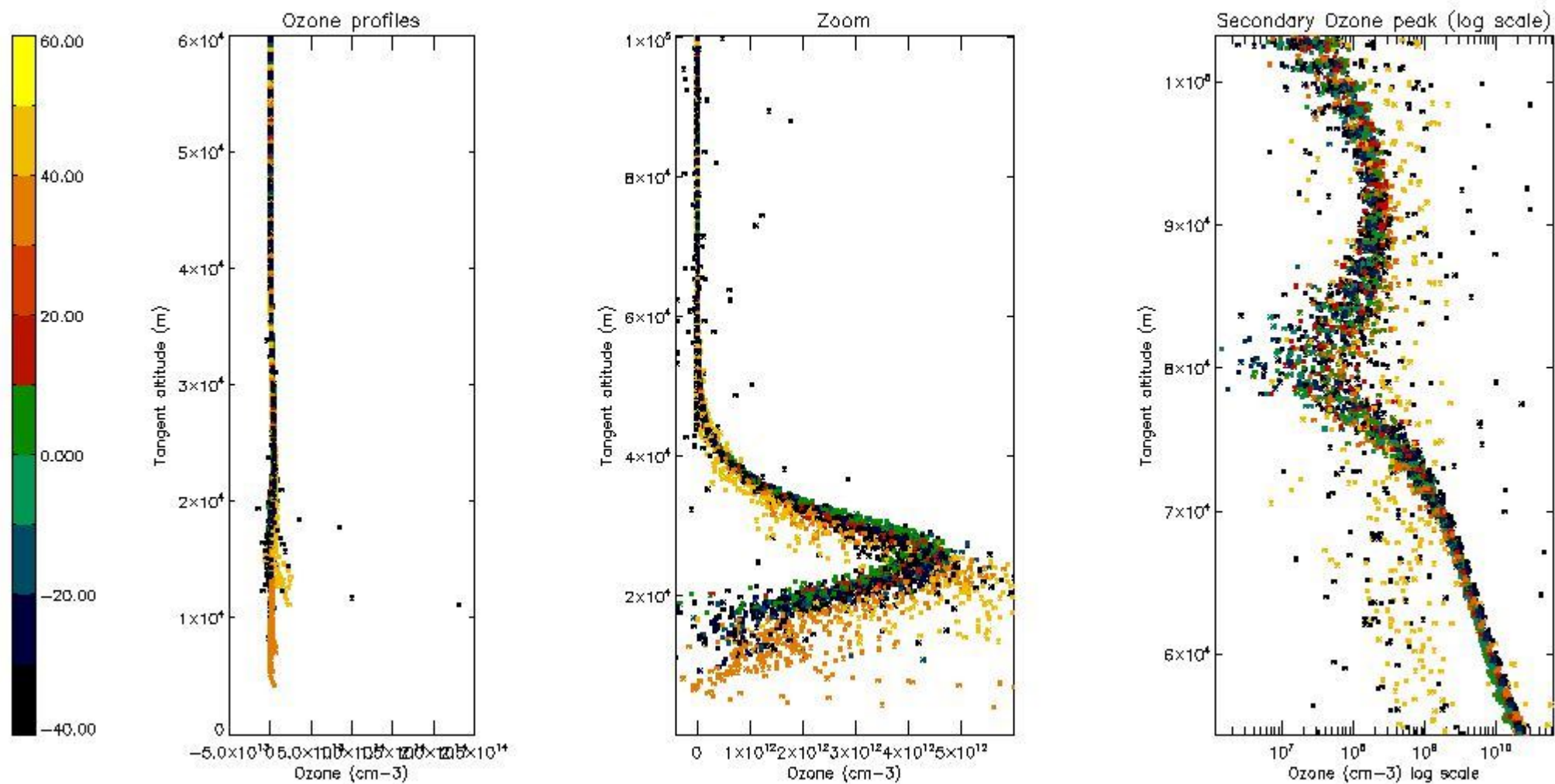
Criteria	% of total production
All STD	38
STD < 20	22



STD < 10	18
STD < 5	13

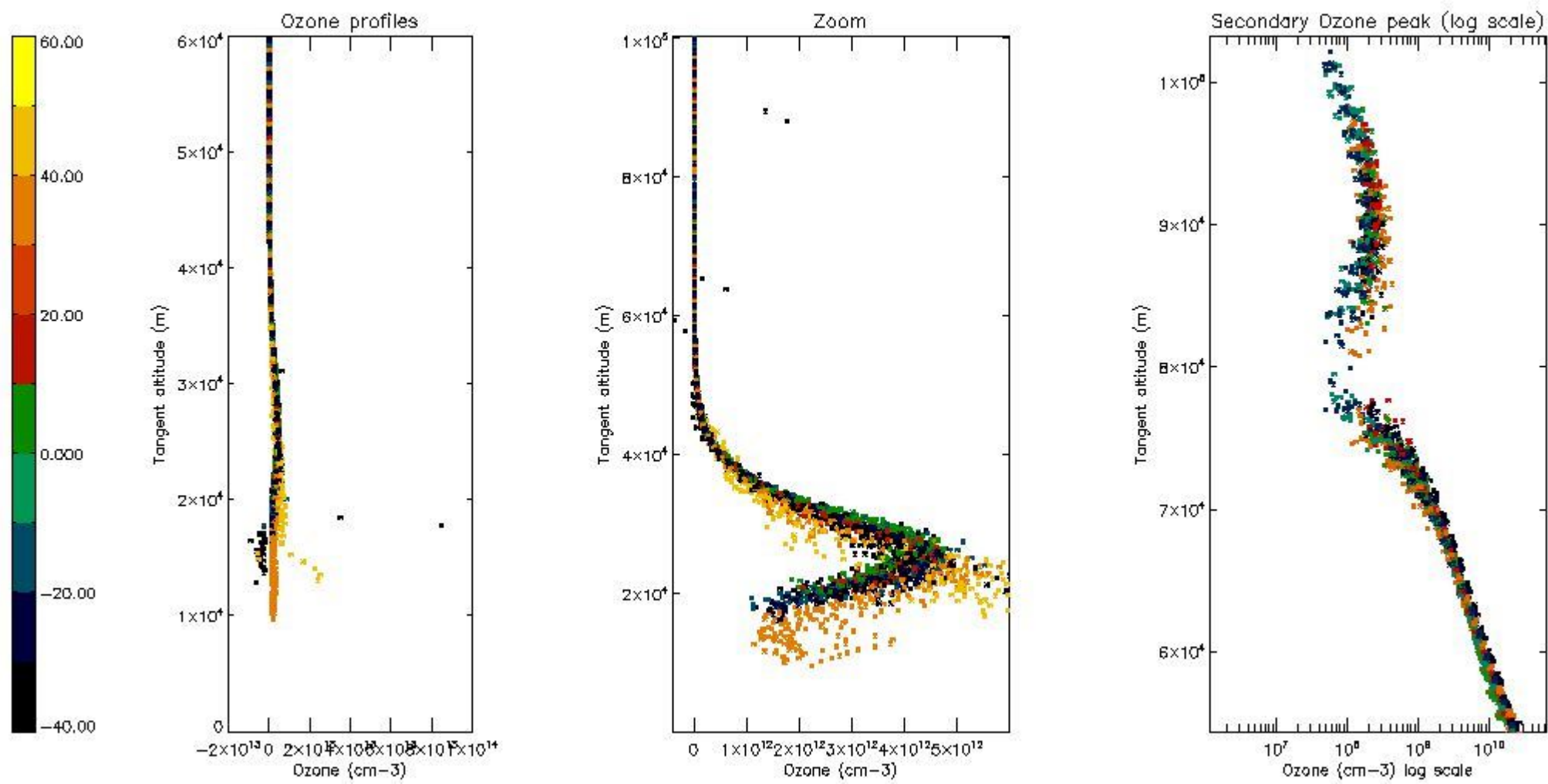
5.2 Plot ozone profiles for all STD (dark without errors)

The colorbar represents the latitude.



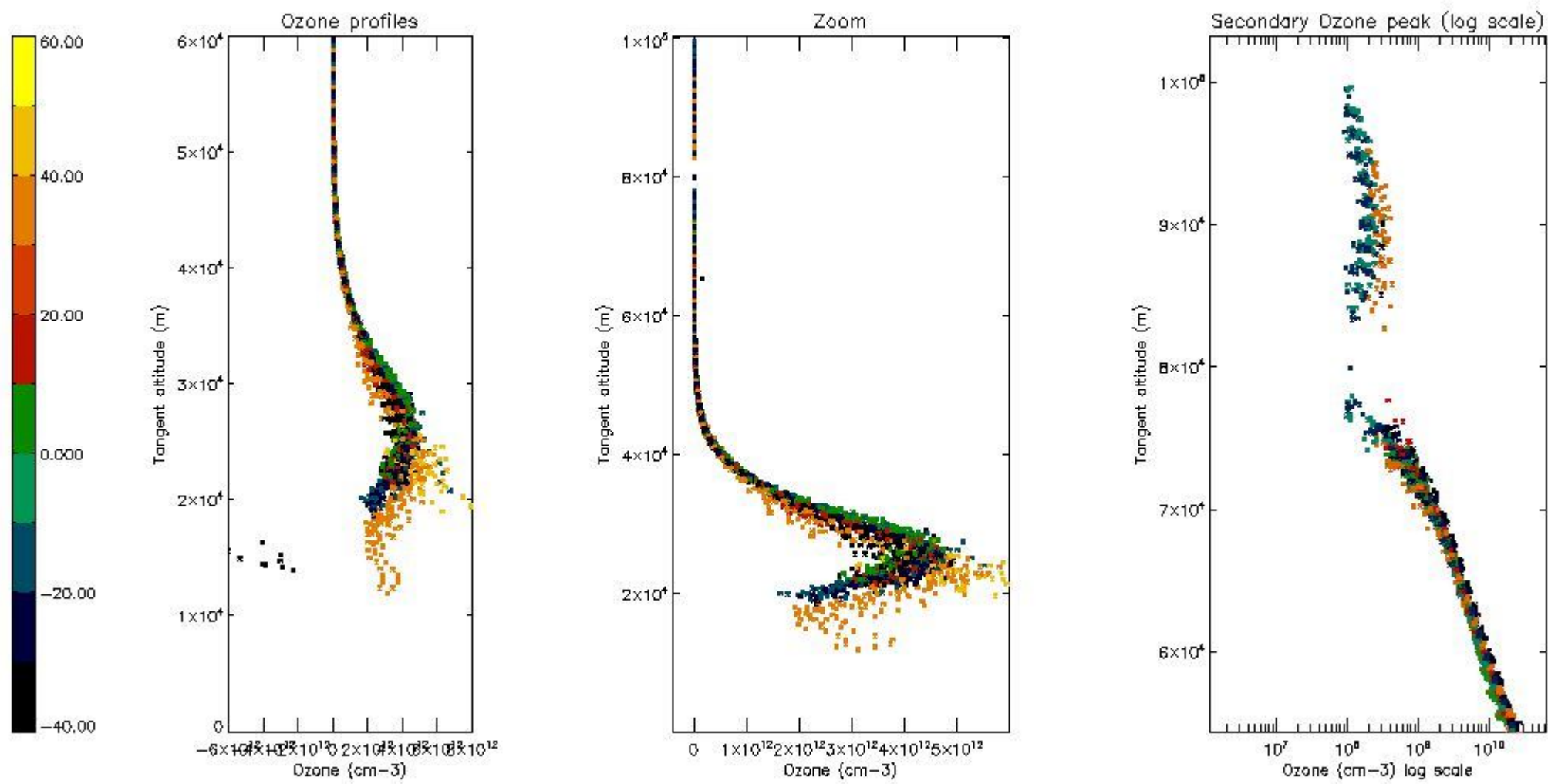
5.3 Plot ozone profiles where STD < 20% (dark without errors)

The colorbar represents the latitude.



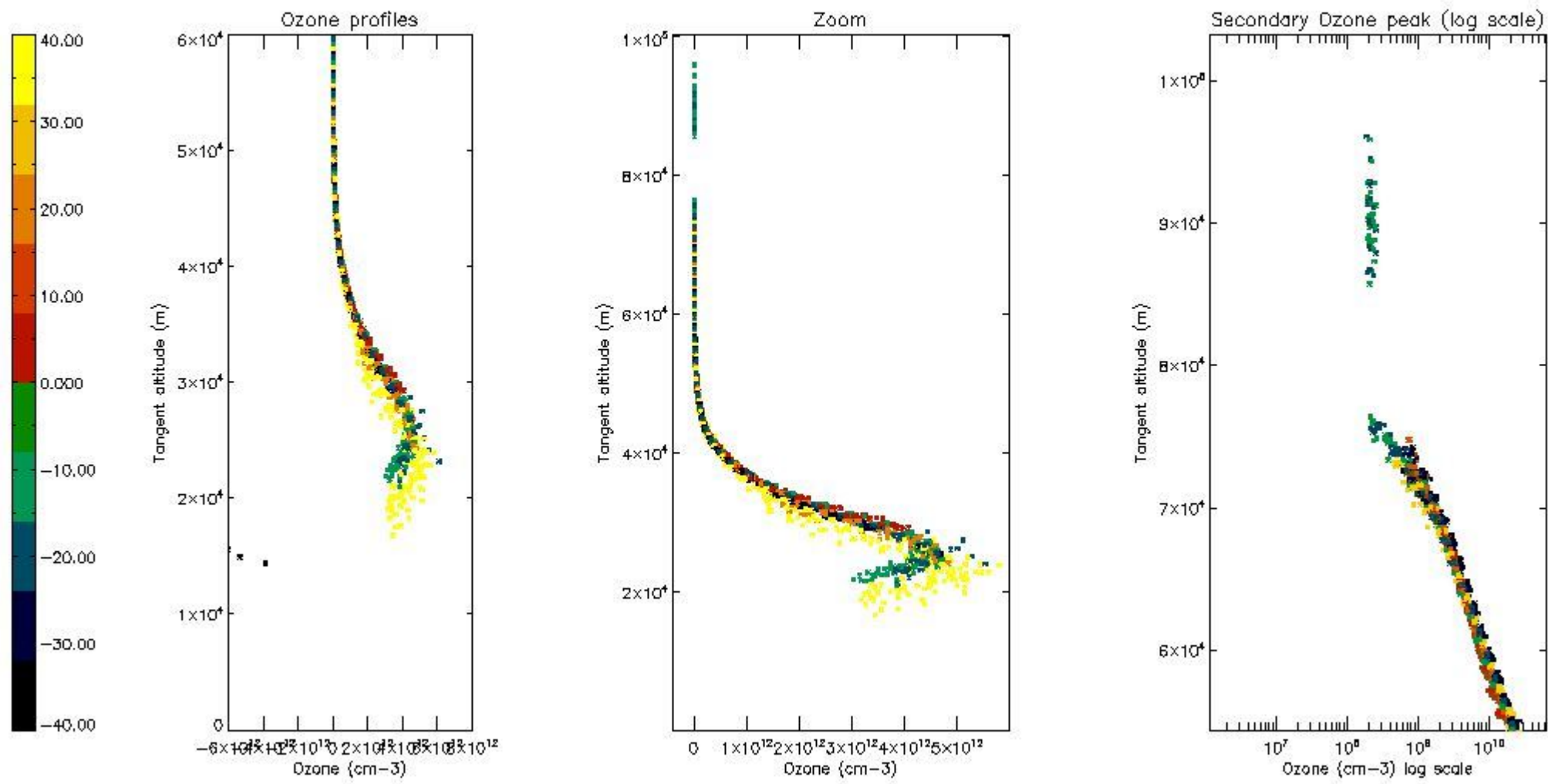
*5.4 Plot ozone profiles where STD < 10% (dark without errors)*

The colorbar represents the latitude.



*5.5 Plot ozone profiles where STD < 5% (dark without errors)*

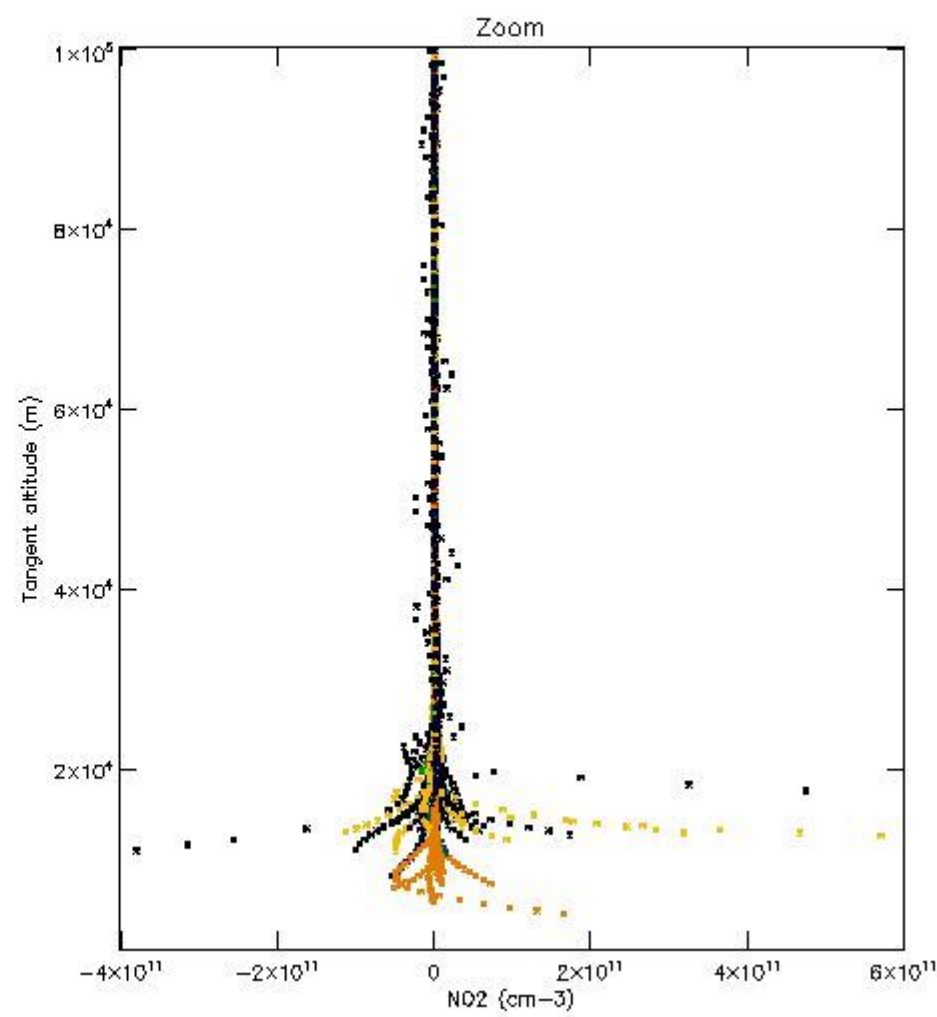
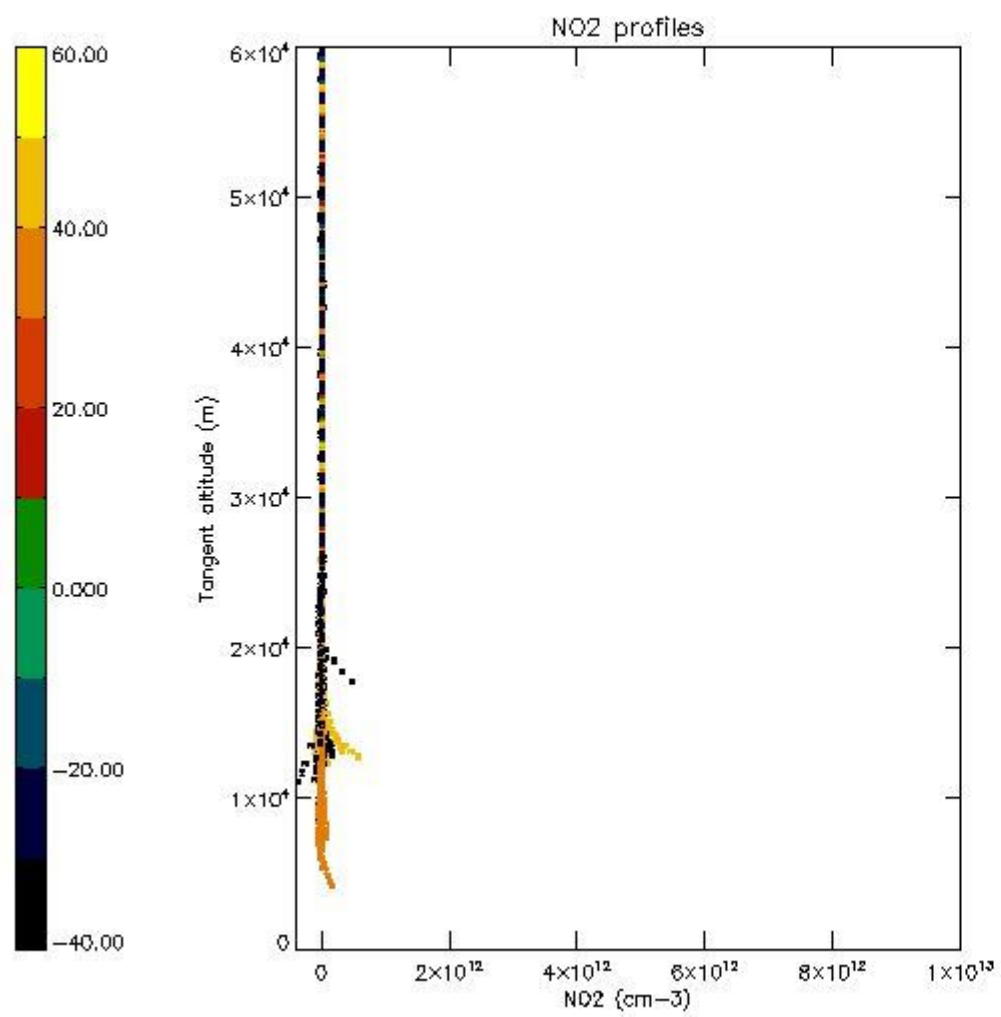
The colorbar represents the latitude.



*5.6 Plot NO<sub>2</sub> profiles for all STD (dark without errors)*

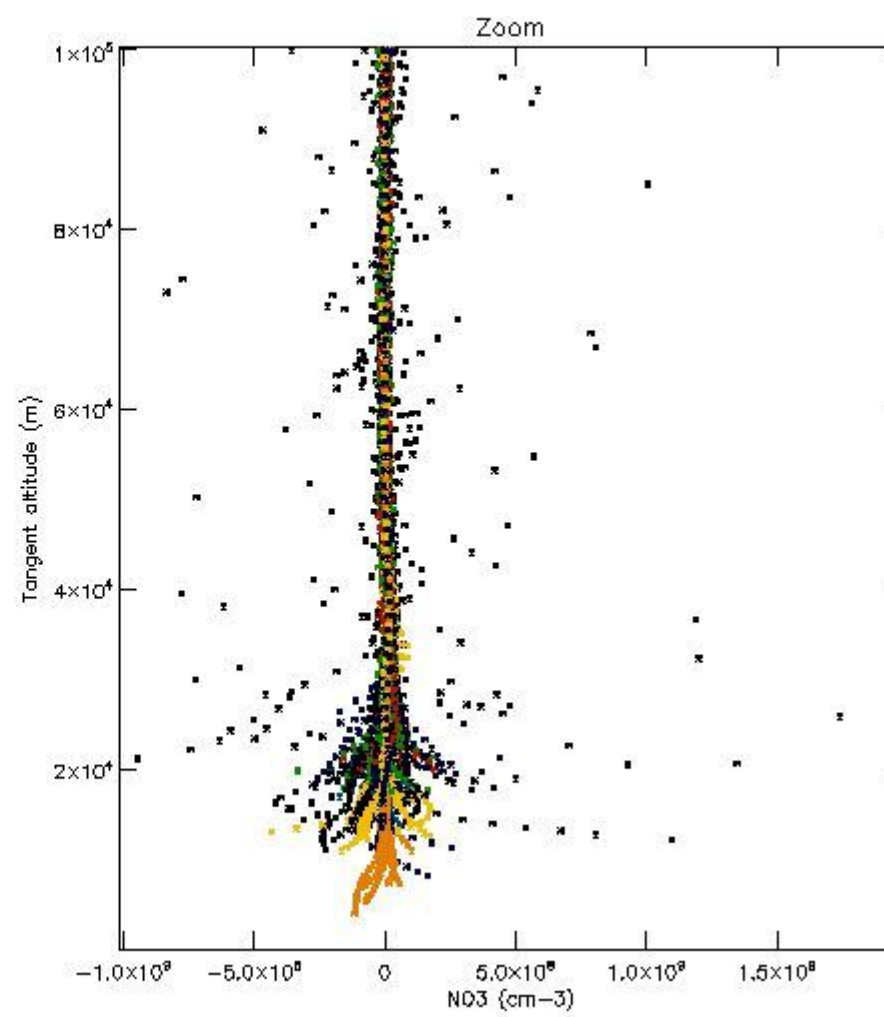
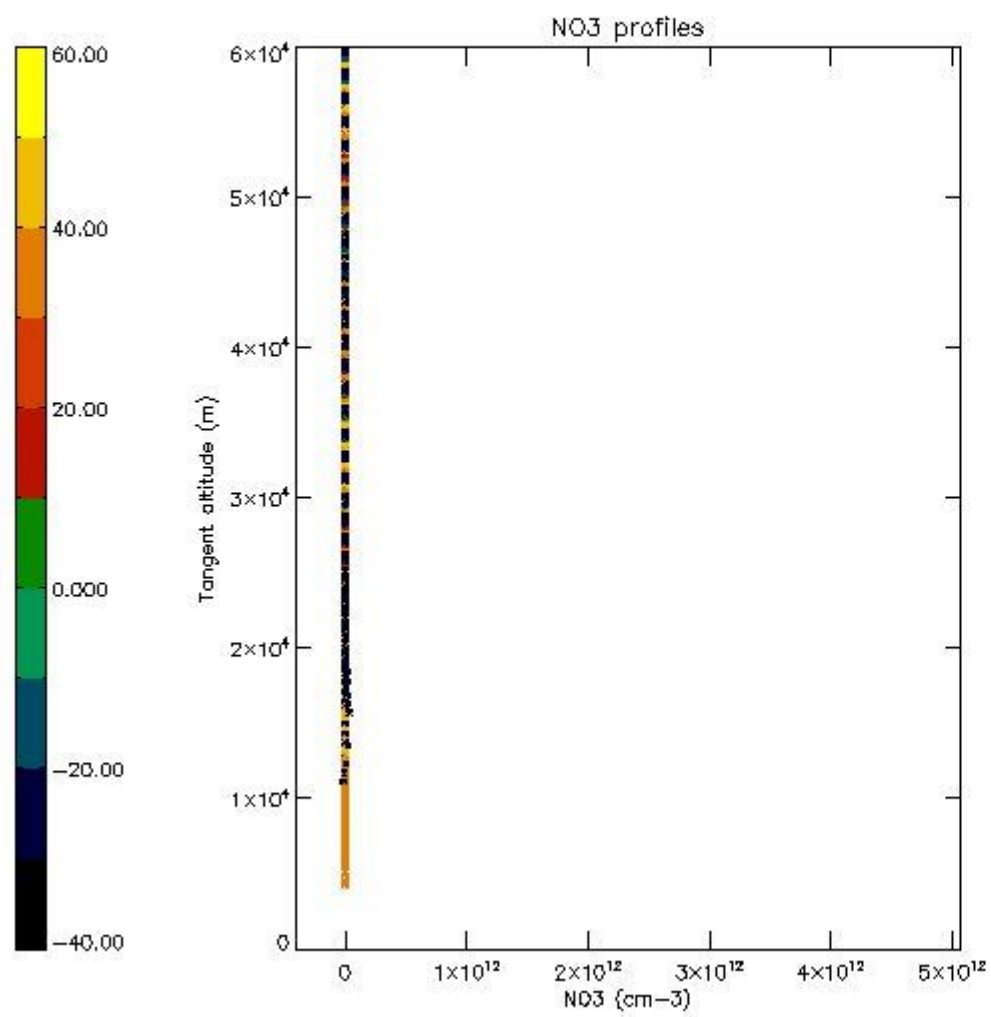
The colorbar represents the latitude.





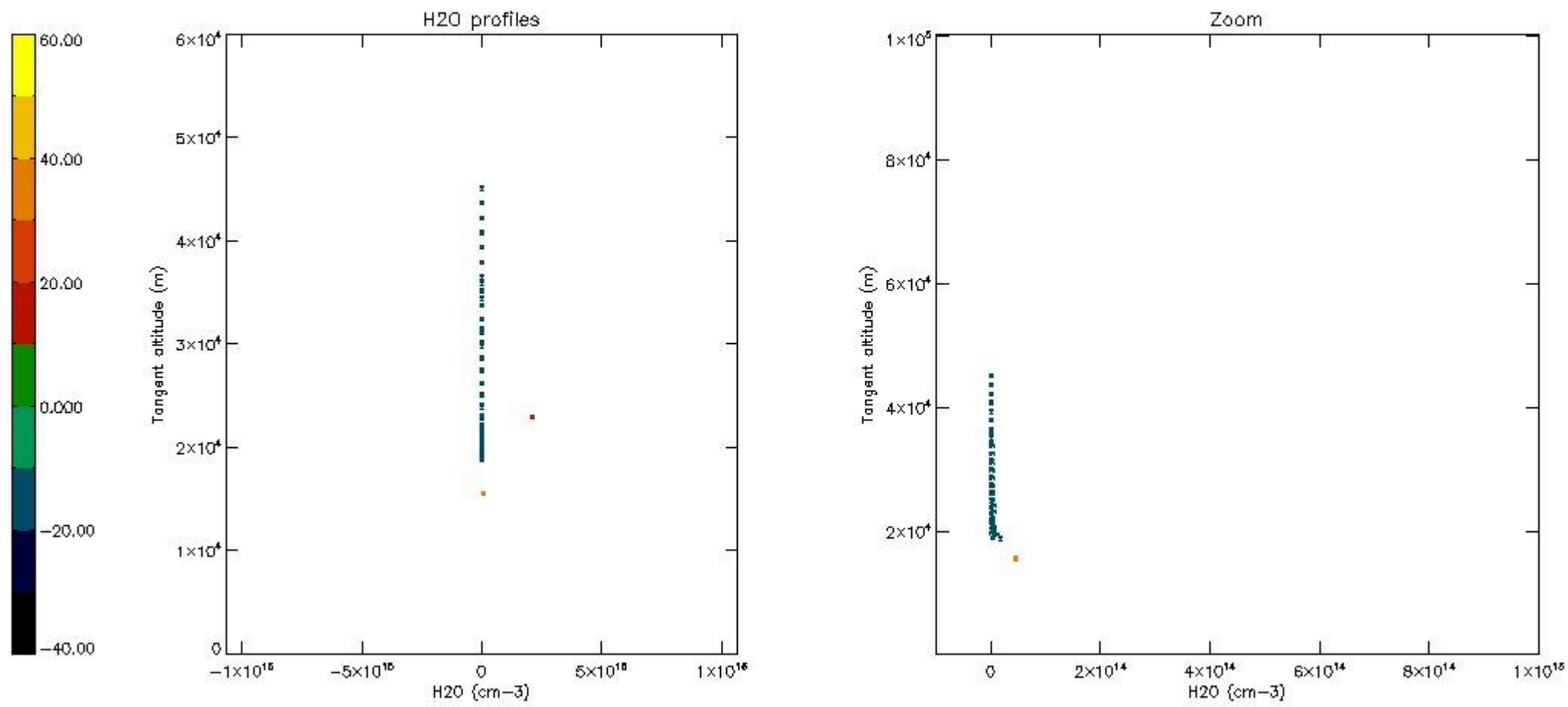
*5.7 Plot NO3 profiles for all STD (dark without errors)*

The colorbar represents the latitude.



*5.8 Plot H2O profiles for all STD (only for occultations of stars 1,2,3,4,13,14,16,26,63 dark without errors)*

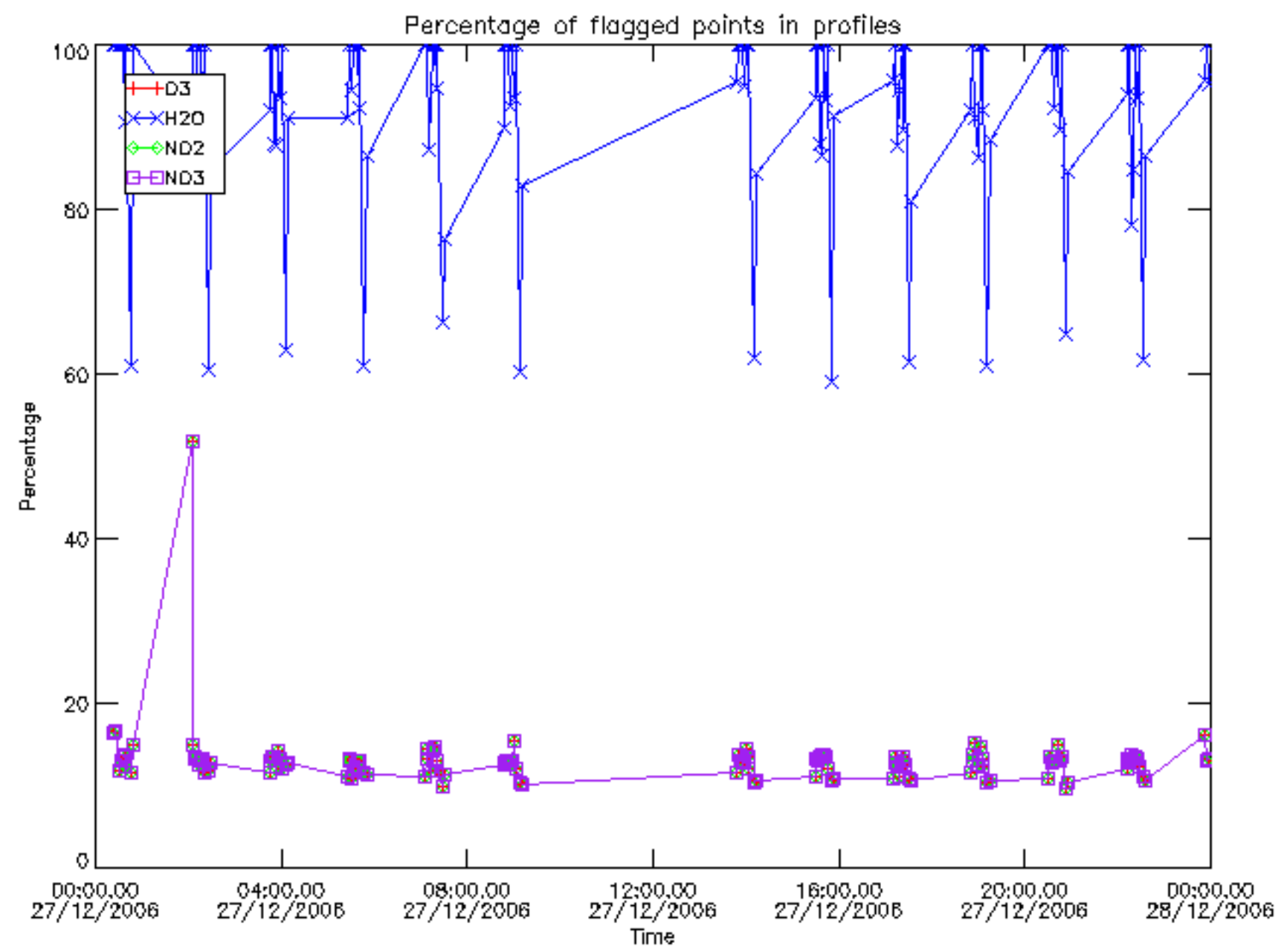
The colorbar represents the latitude.



## 6. Auxiliary Data Files used for the production reported in section 2

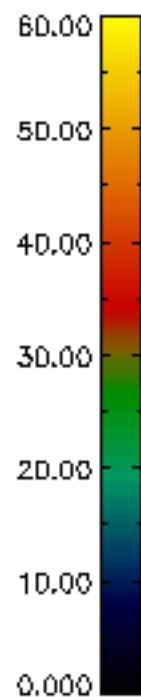
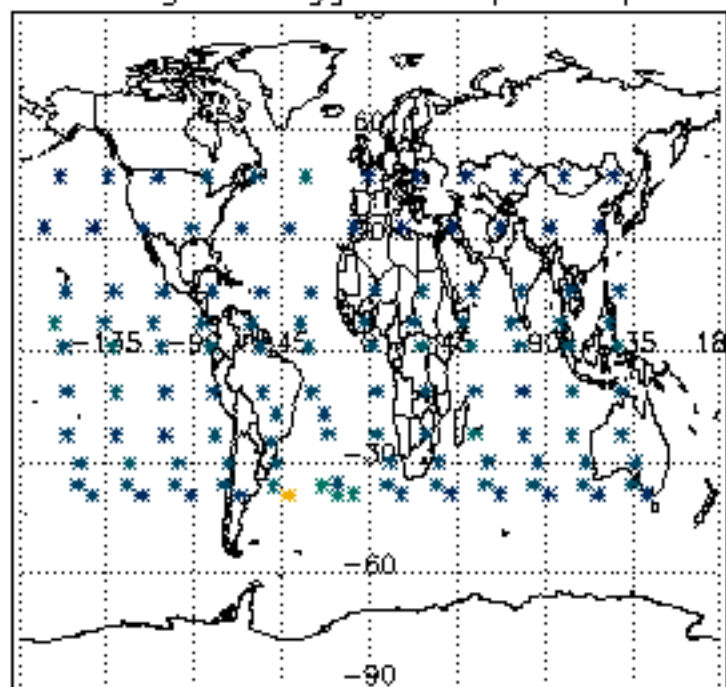
The number reported in the third column indicates since which file (see list in section 2) the corresponding auxiliary file has been used. The fourth column is the date of those product files.

Type	Auxiliary Filename	Used since product	Used since product date
INST_PHYS_CHARACTERISTICS	GOM_INS_AXVIEC20091111_143220_20030716_120000_20500101_000000	1	27-DEC-2006 00:04:27
LEVEL-2_PROC_CONFIG	GOM_PR2_AXVIEC20091111_152718_20020301_000000_20500101_000000	1	27-DEC-2006 00:04:27
CROSS_SECTIONS_FILE	GOM_CRS_AXVIEC20091111_154832_20020301_000000_20500101_000000	1	27-DEC-2006 00:04:27

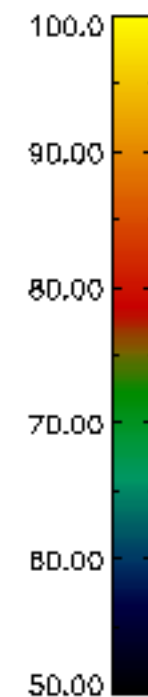
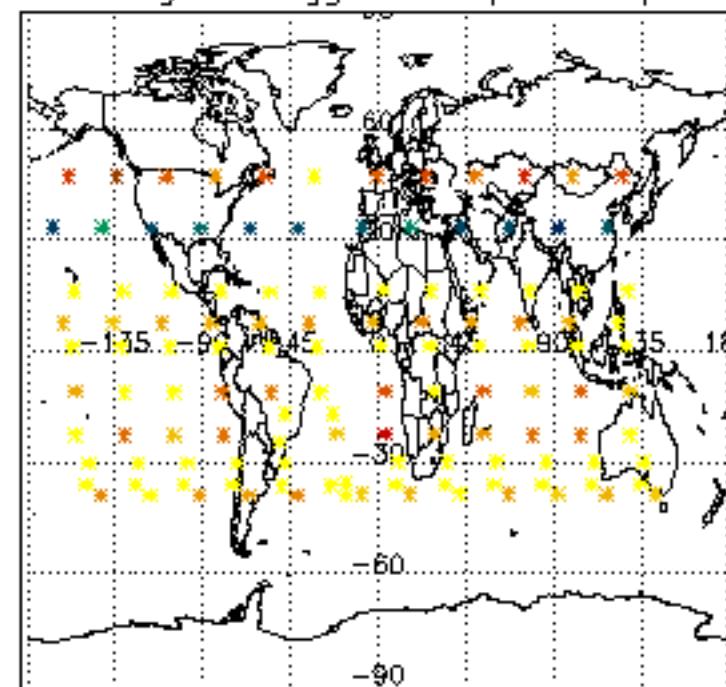




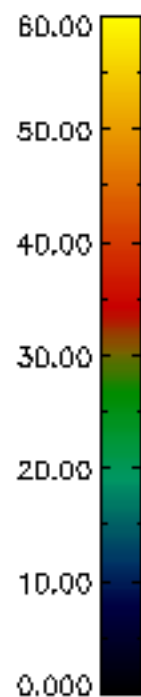
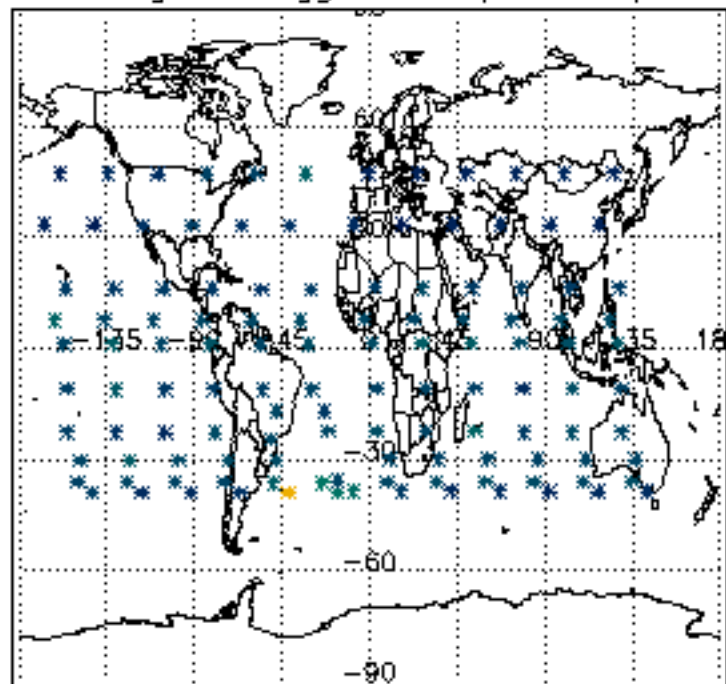
Percentage of flagged data per D3 profile



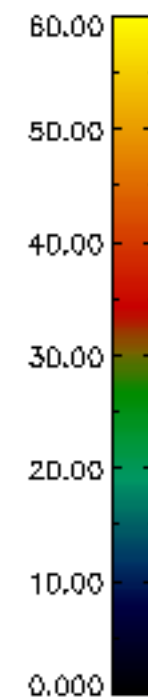
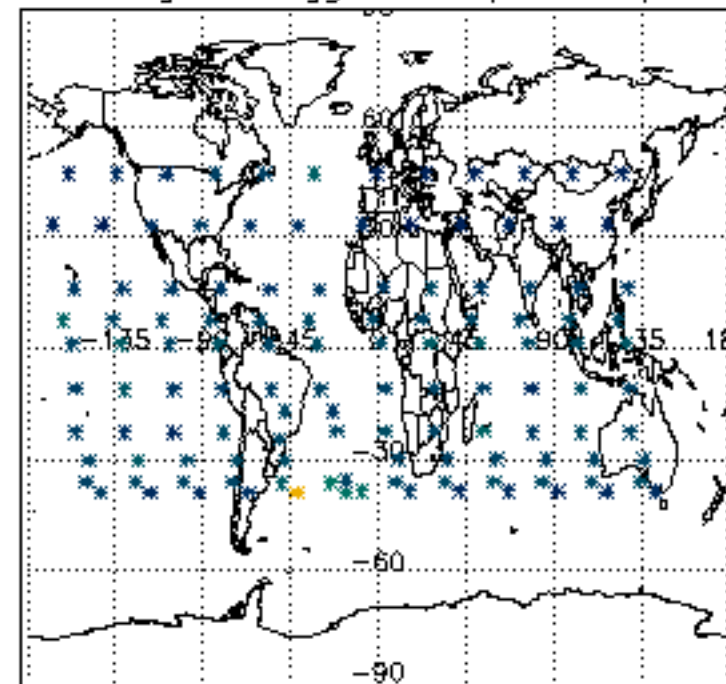
Percentage of flagged data per H2O profile

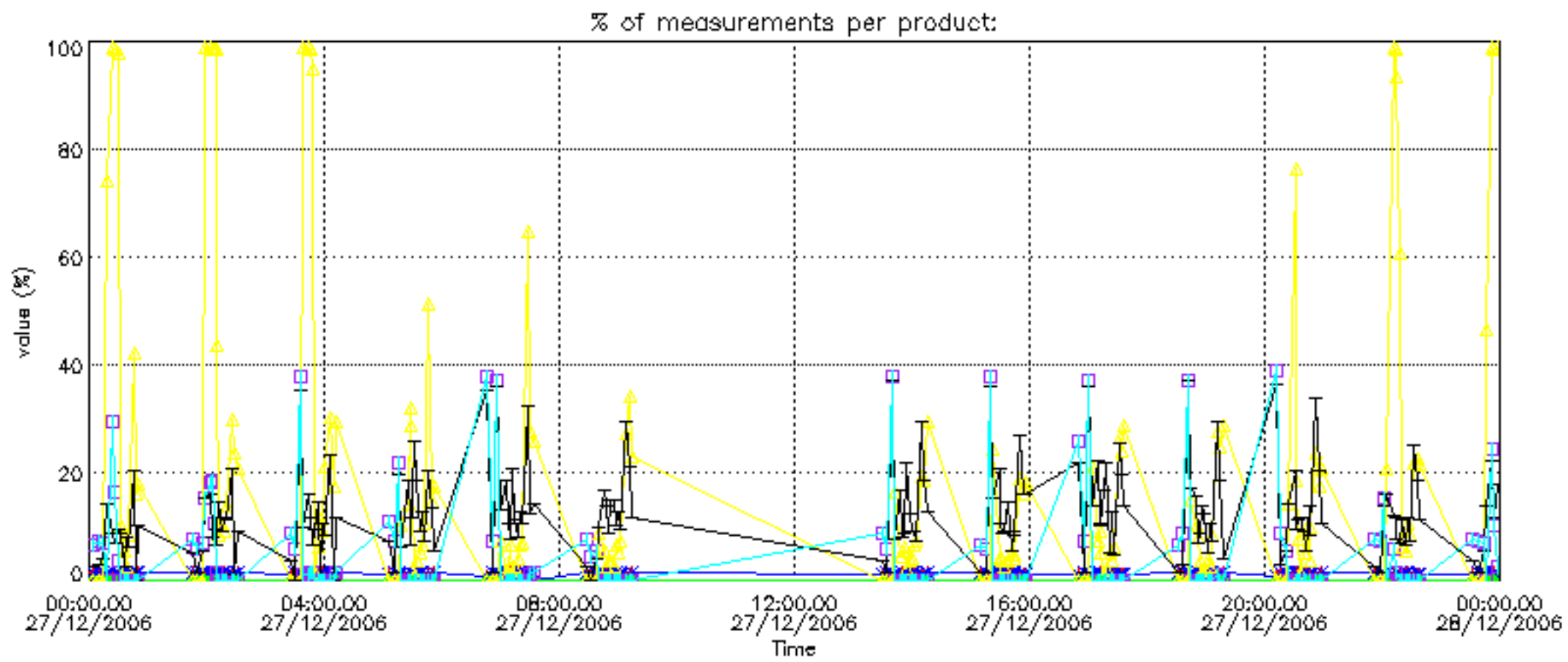


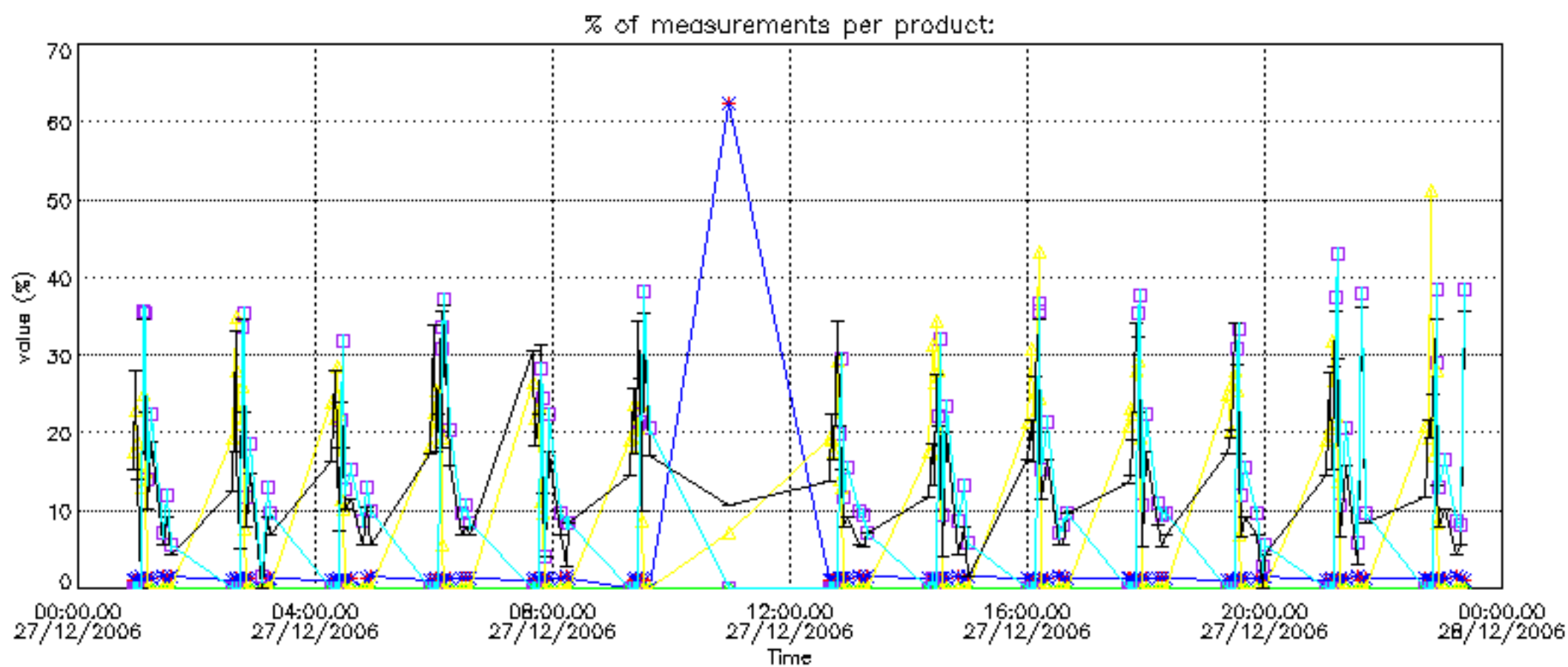
Percentage of flagged data per NO2 profile



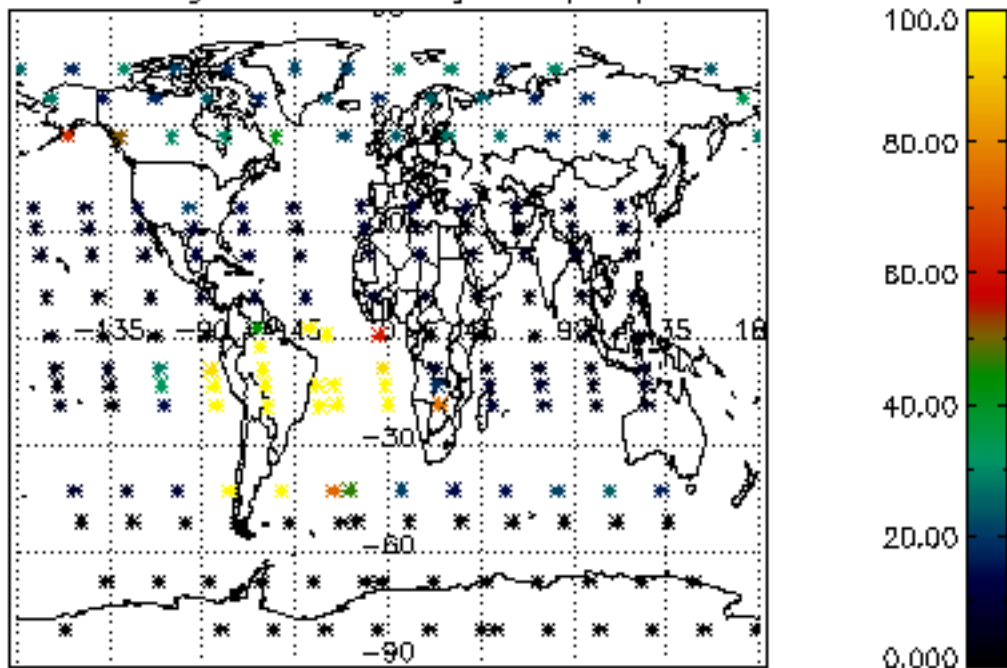
Percentage of flagged data per NO3 profile



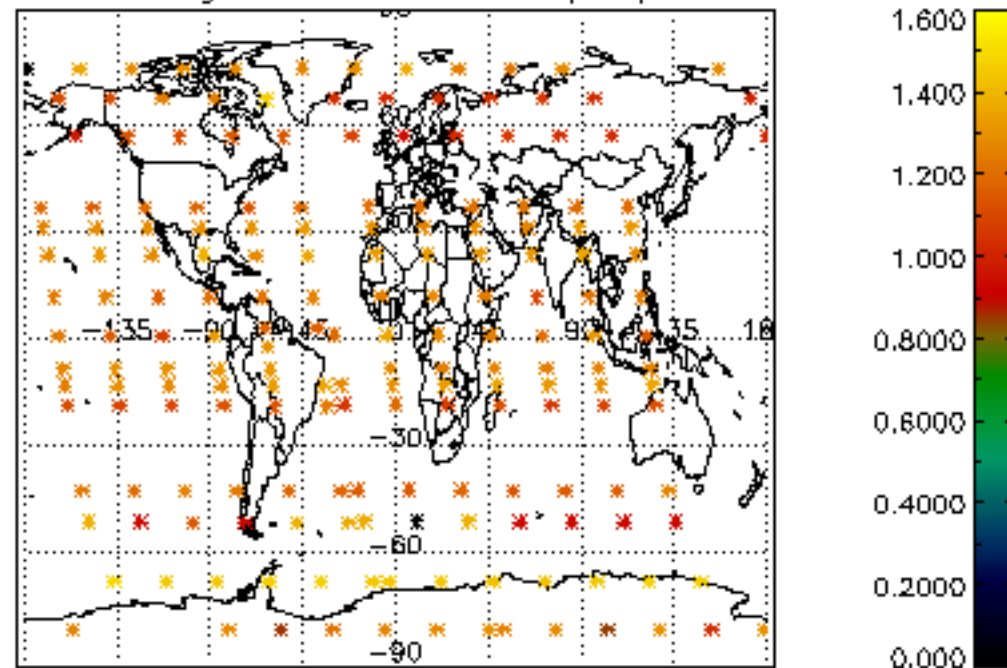




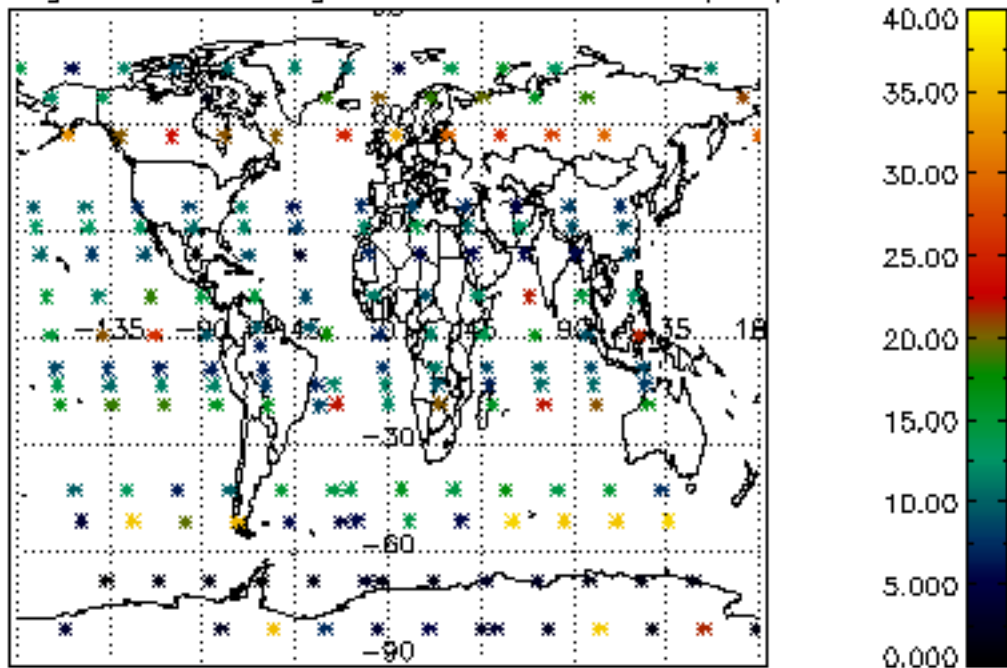
Percentage of cosmic ray hits per profile



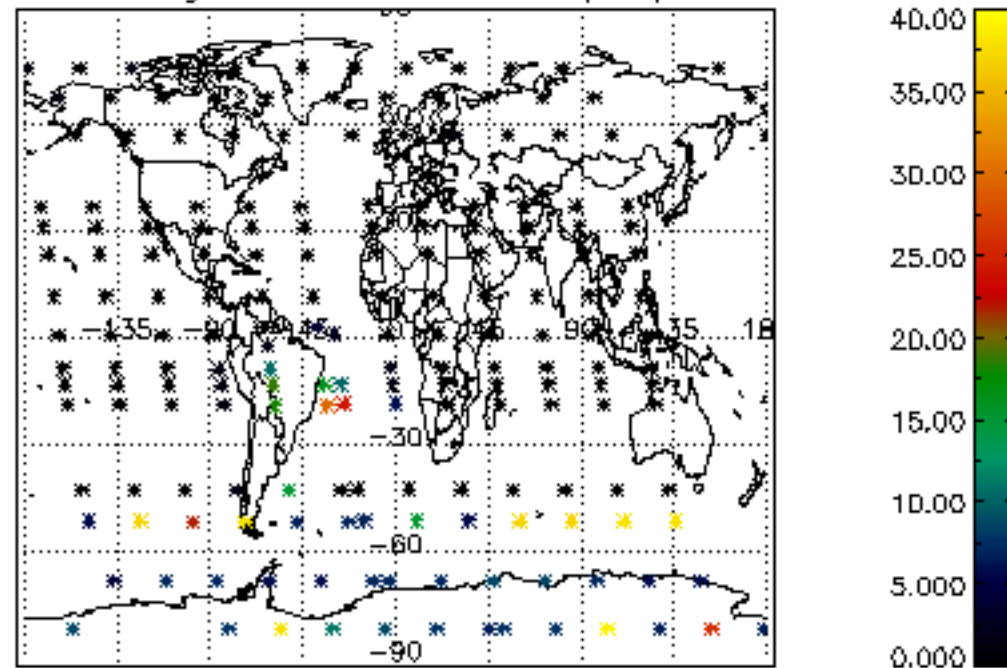
Percentage of datation errors per profile



Percentage of star falling outside central band per profile

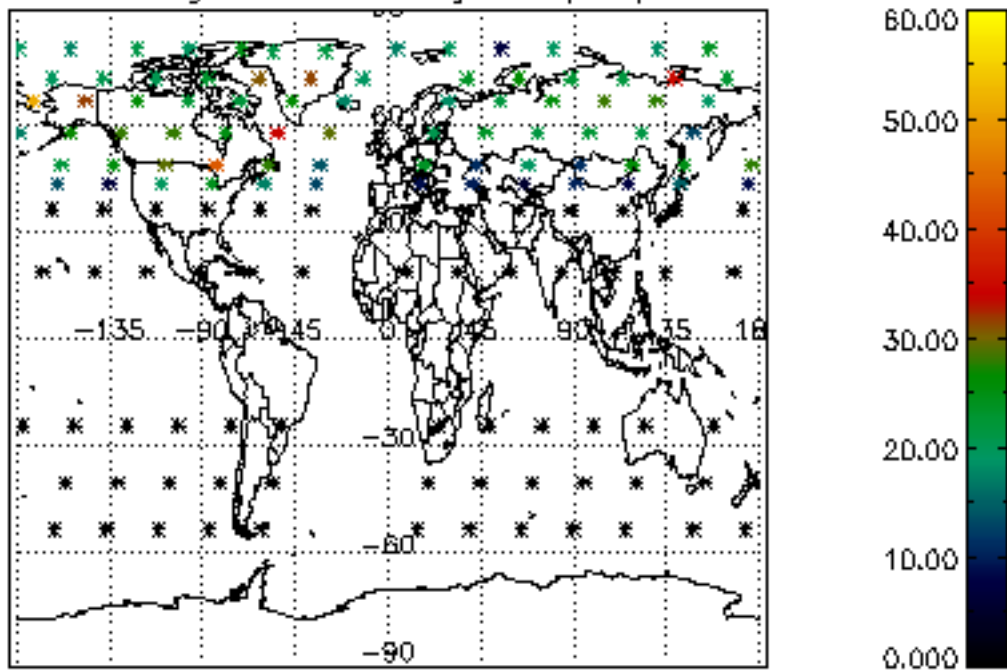


Percentage of saturation errors per profile

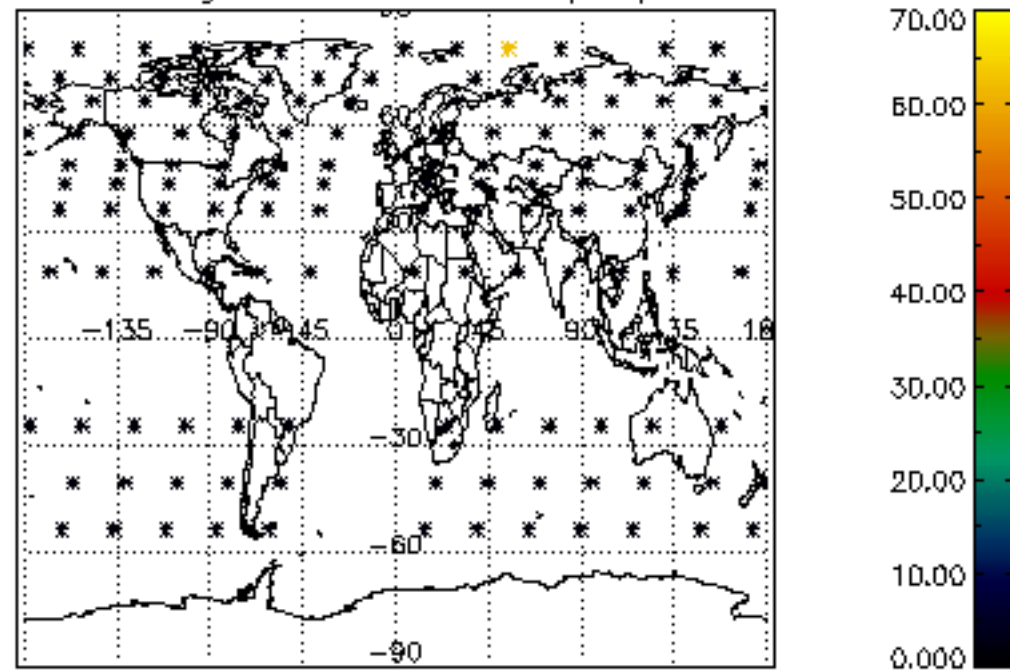




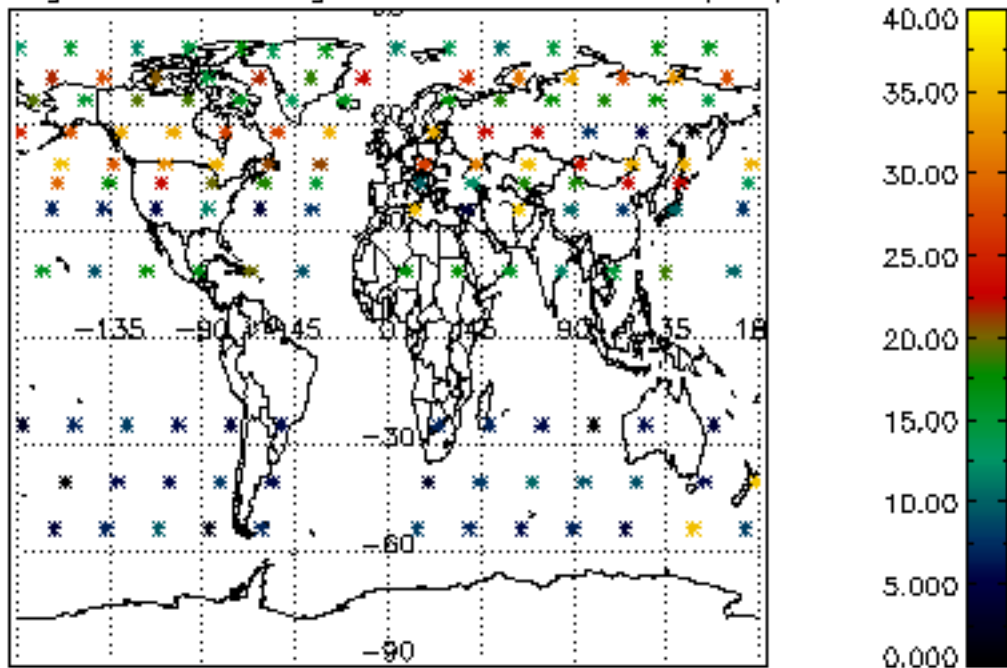
Percentage of cosmic ray hits per profile



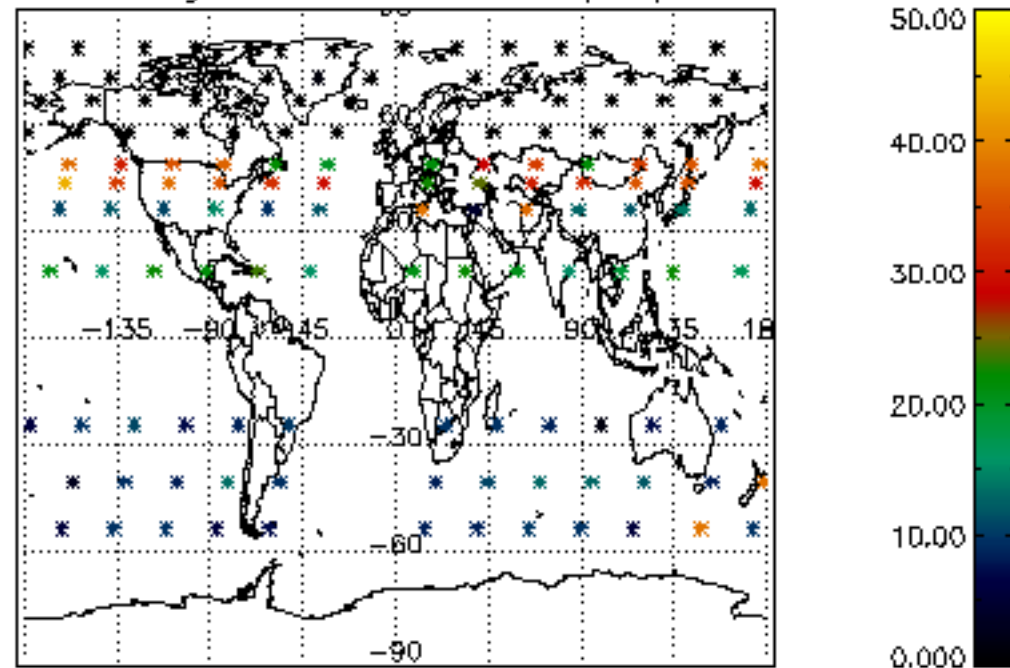
Percentage of datation errors per profile

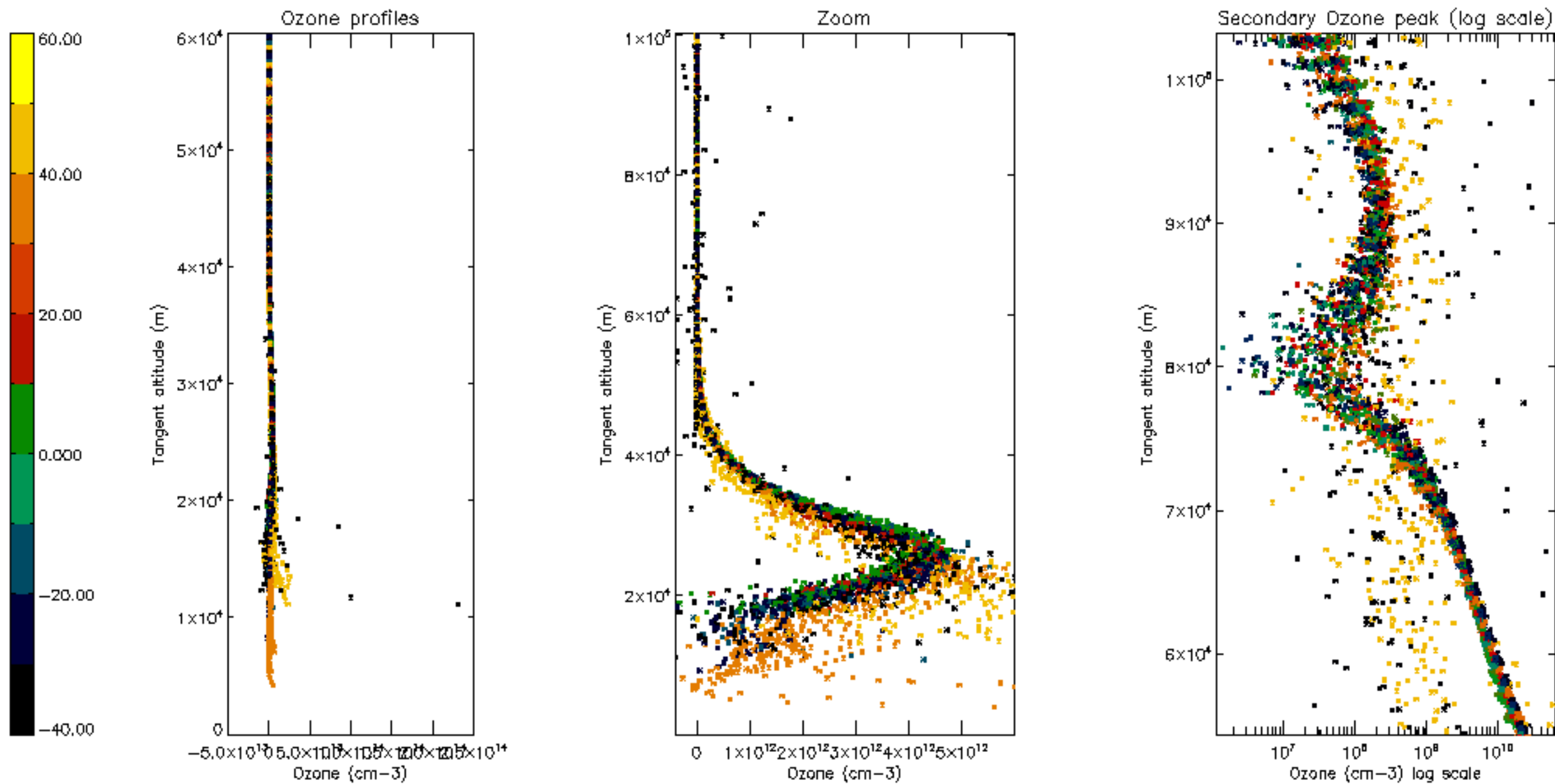


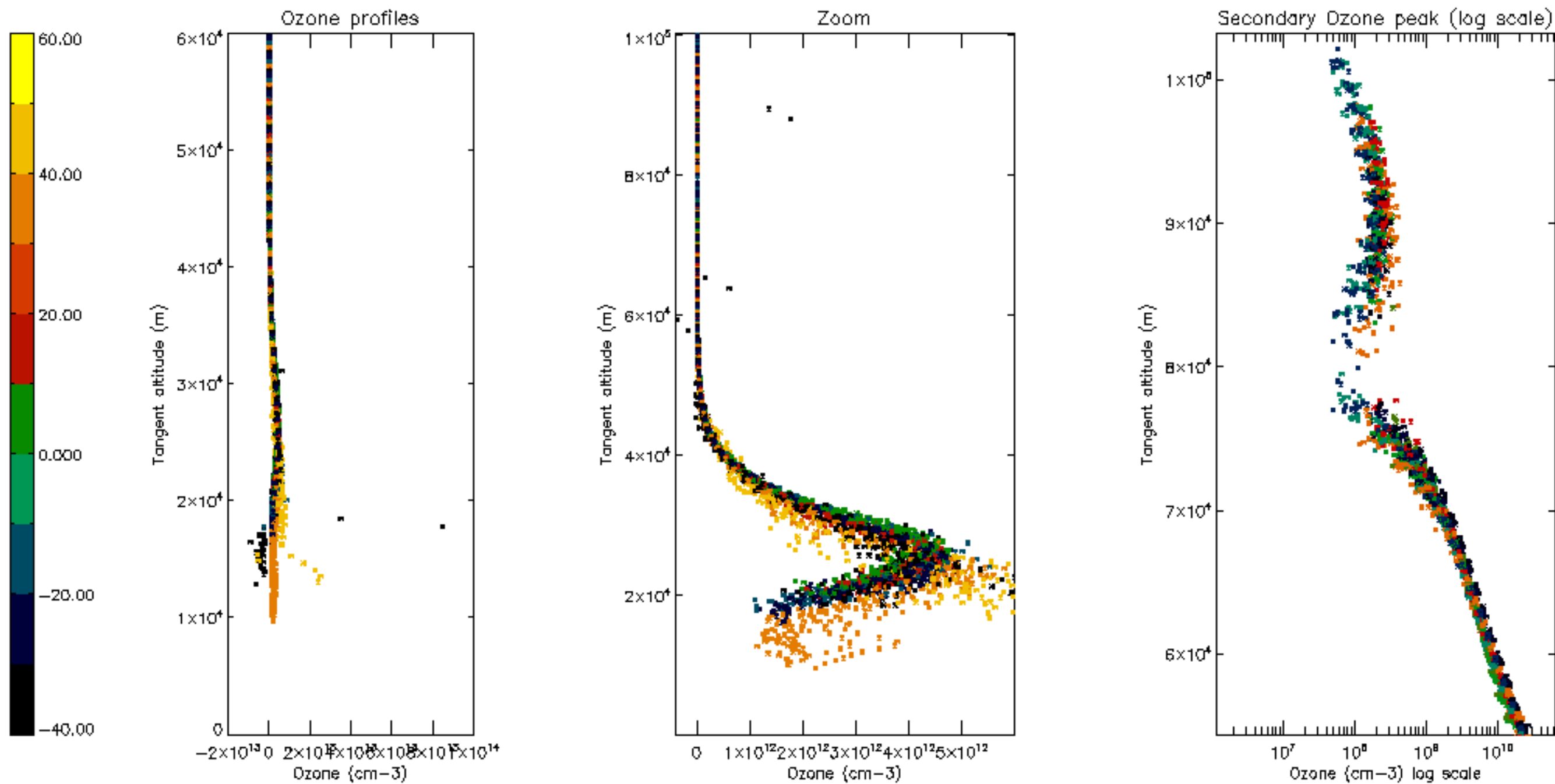
Percentage of star falling outside central band per profile

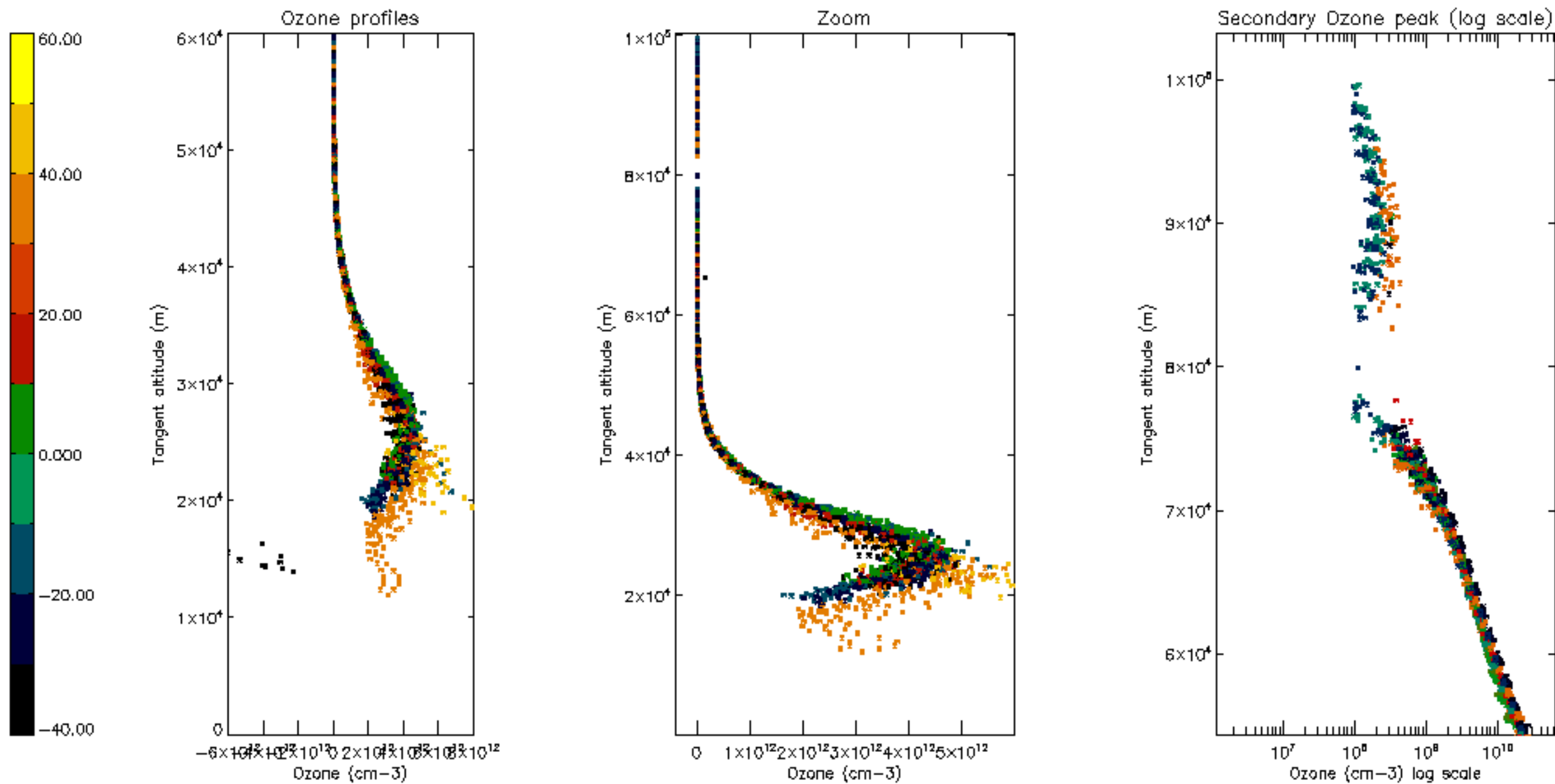


Percentage of saturation errors per profile

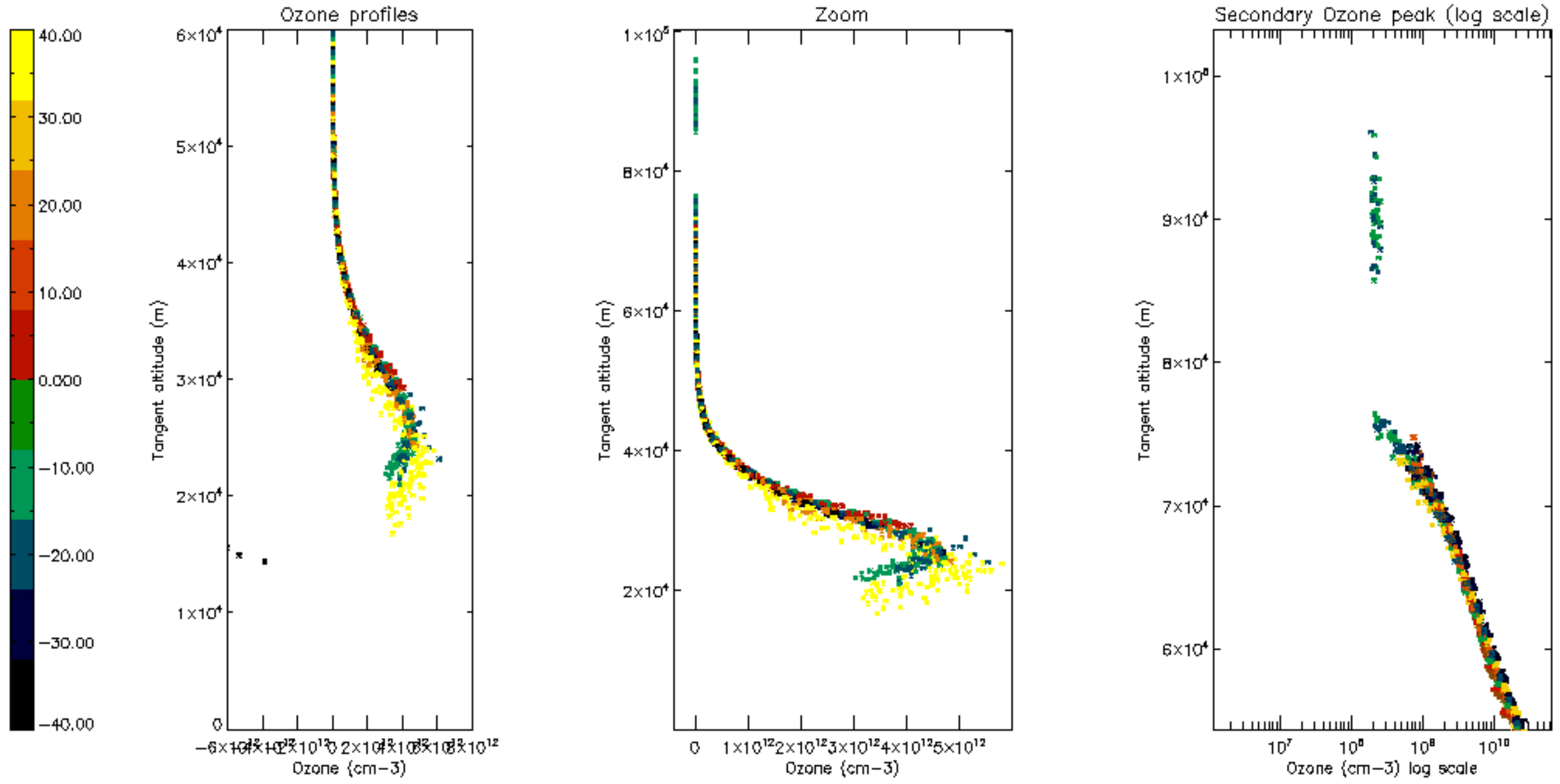


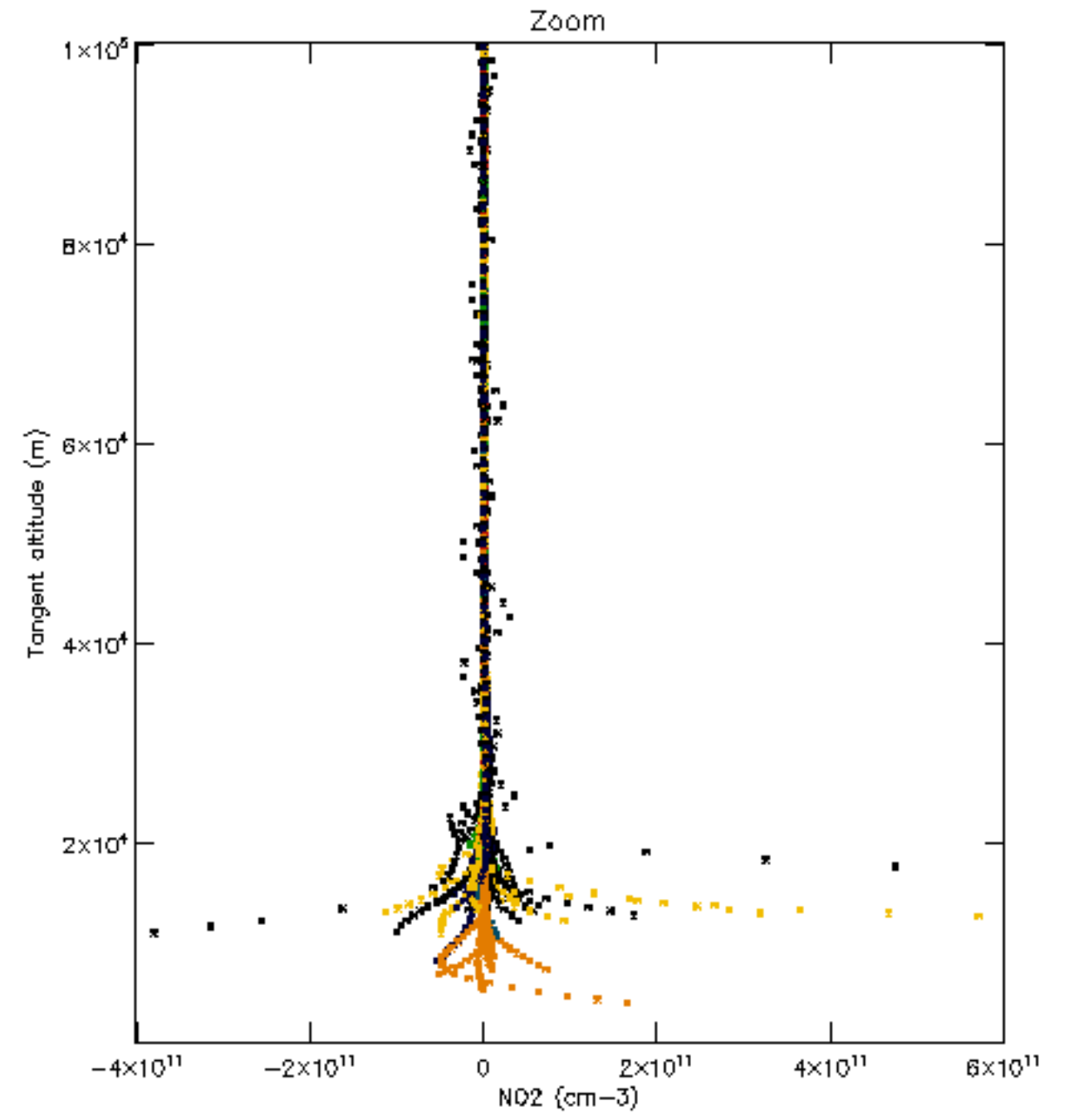
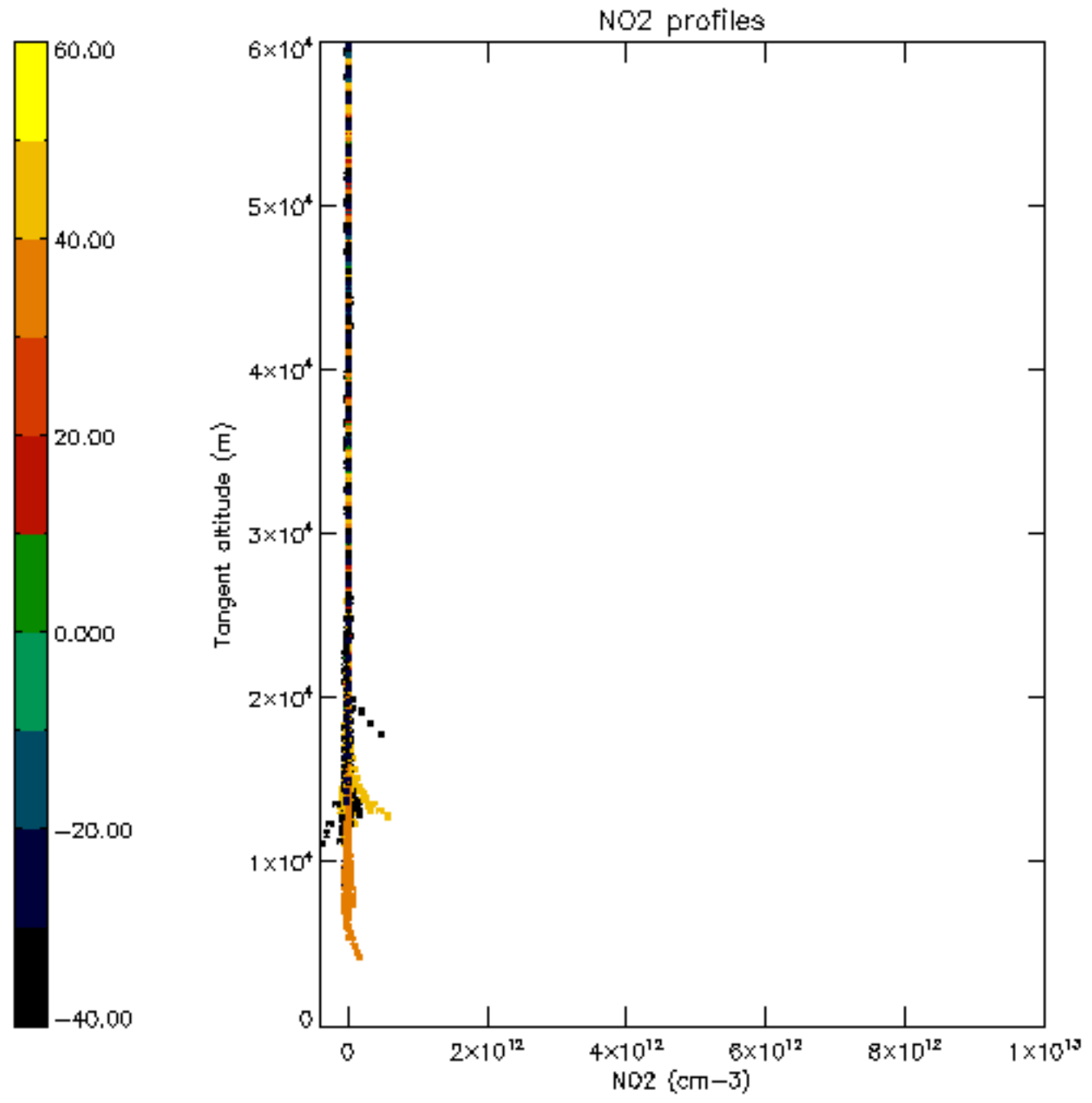


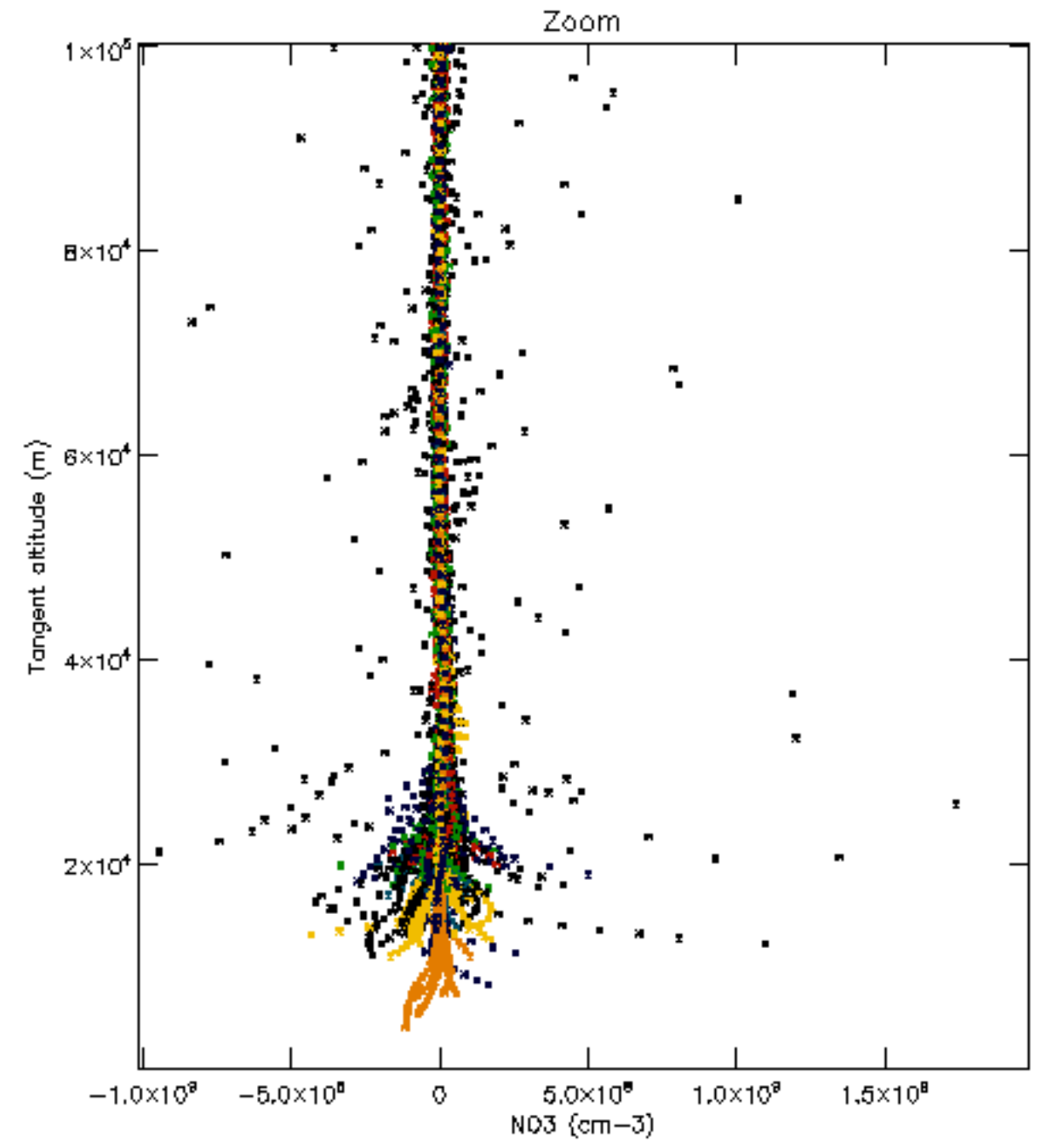
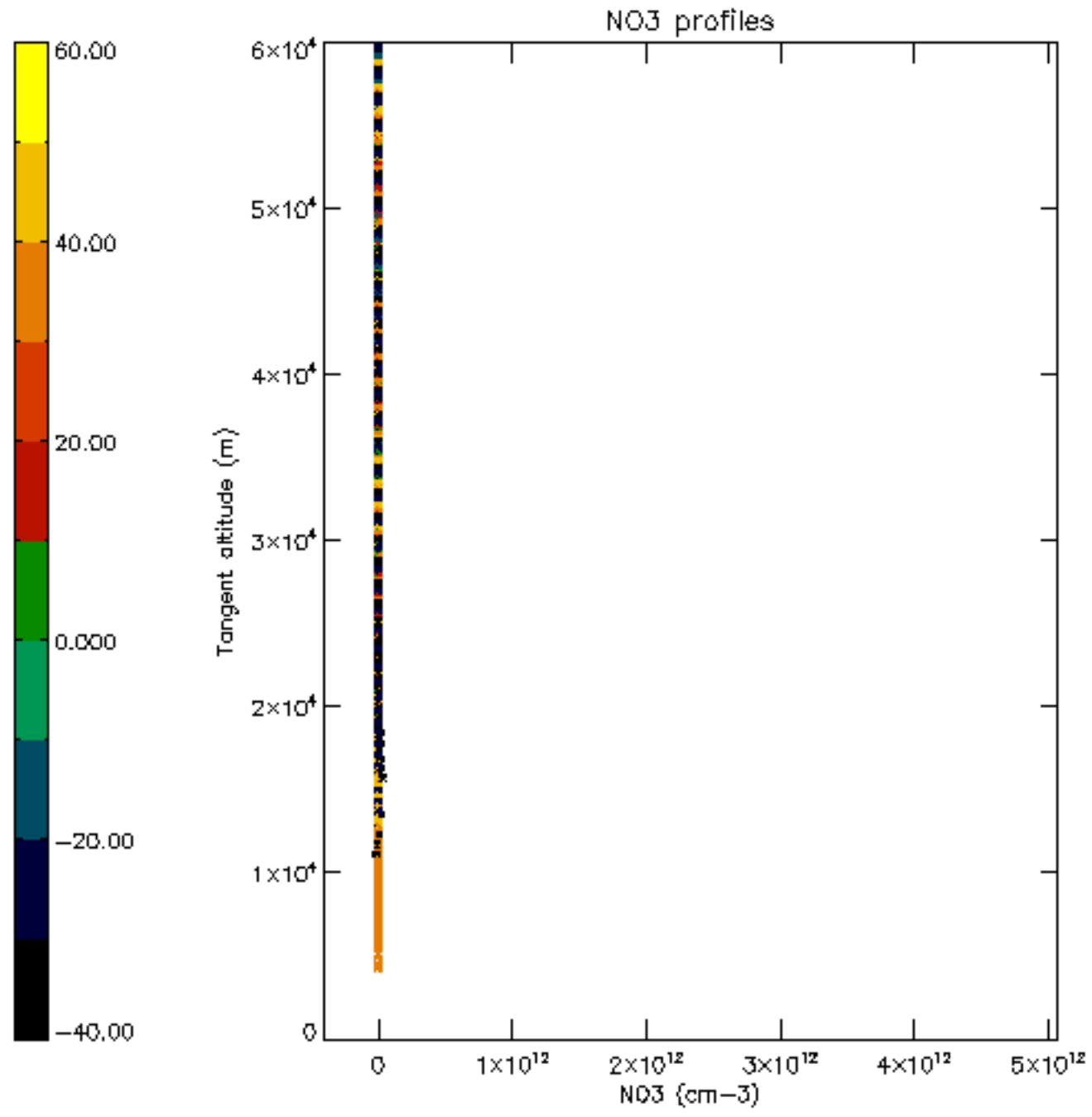


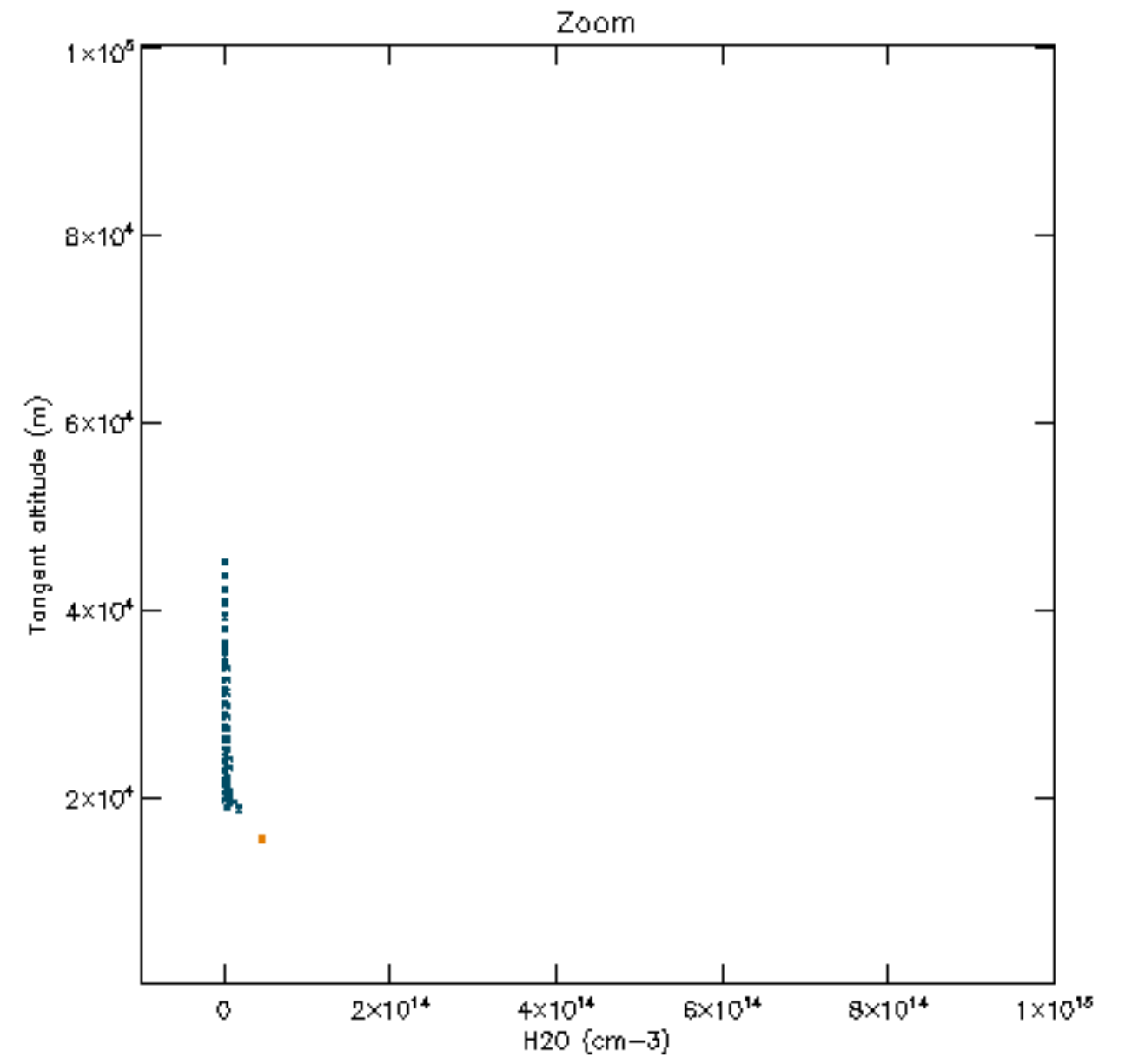
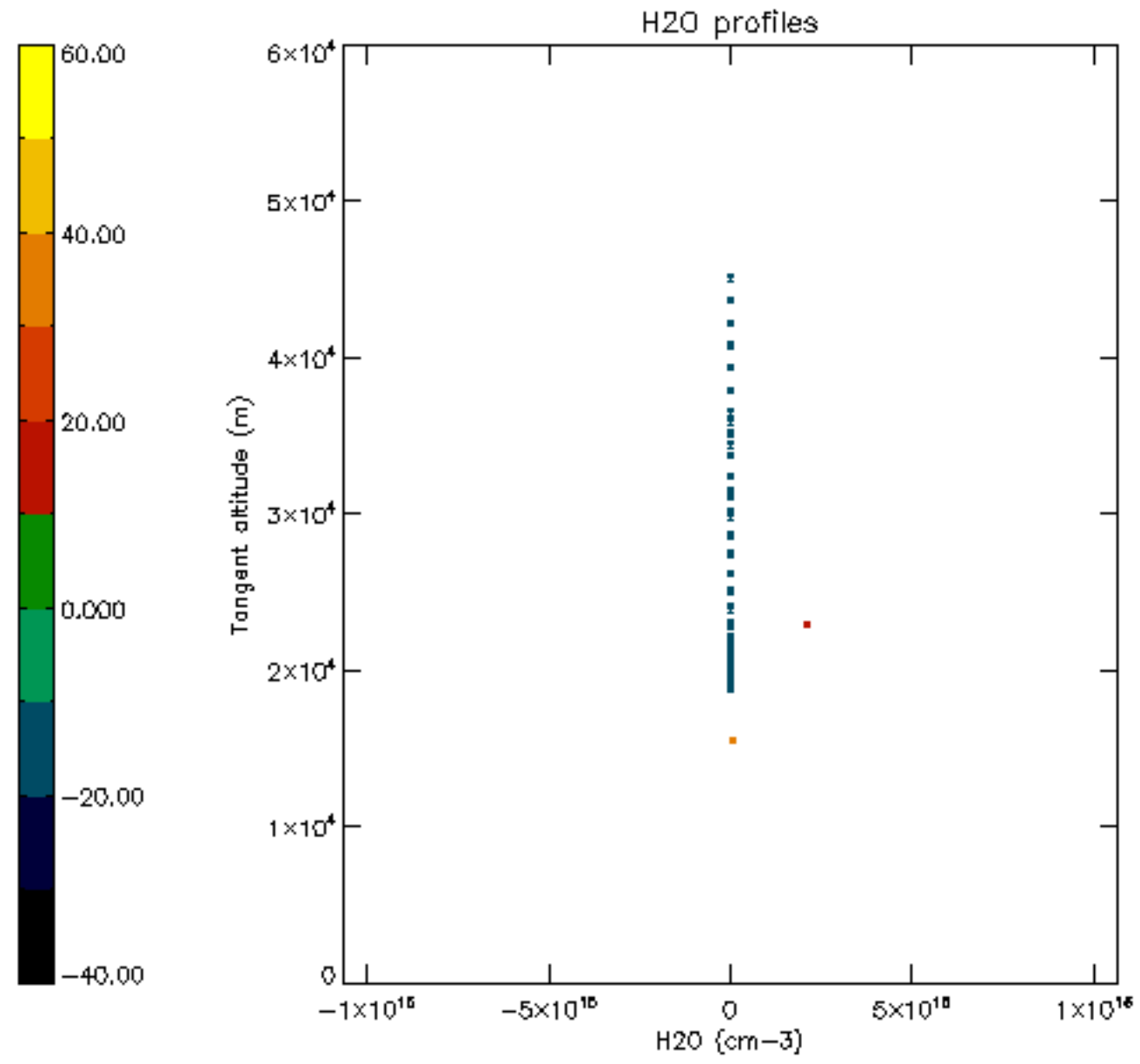




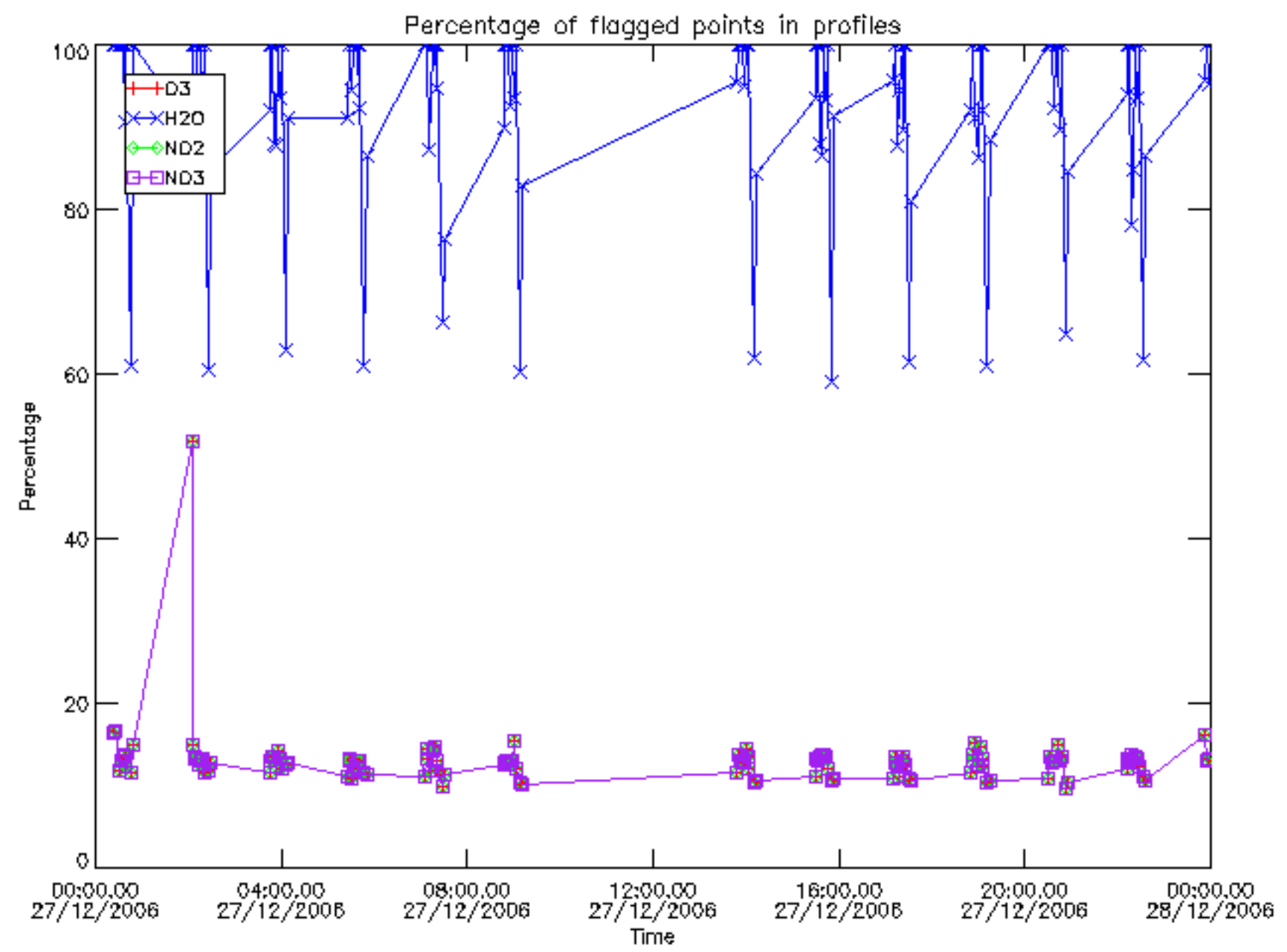




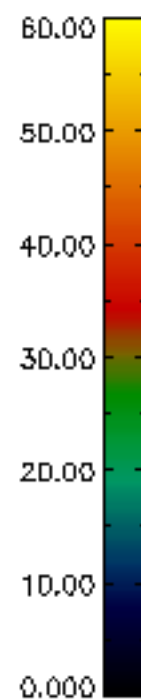
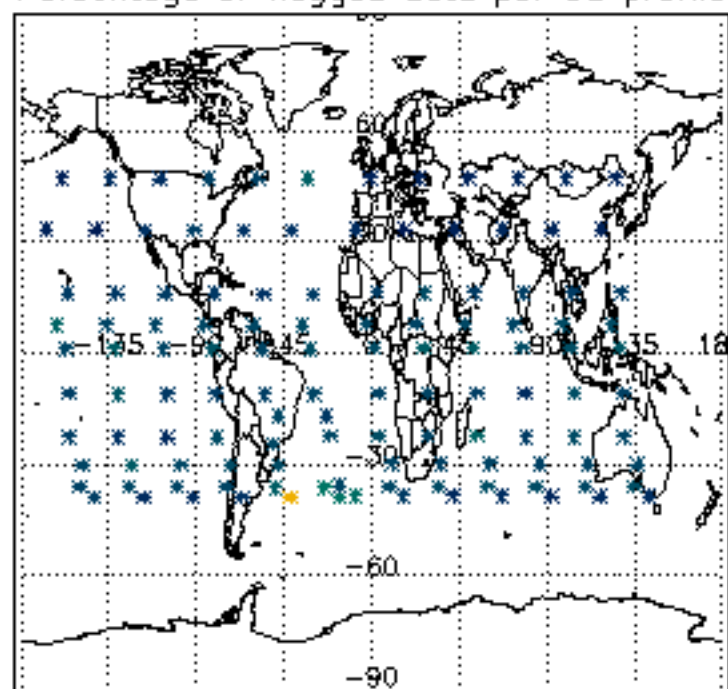




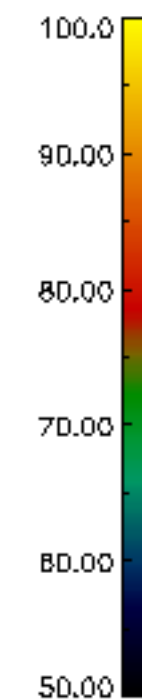
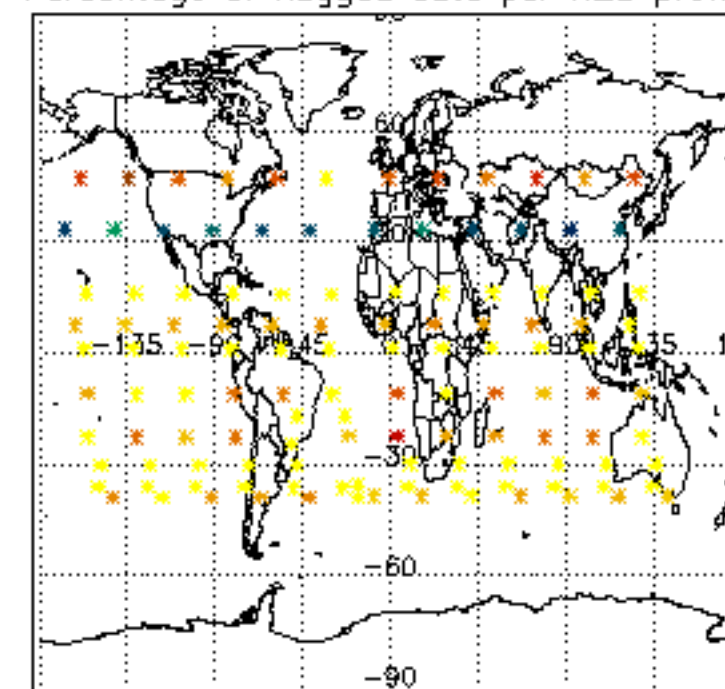




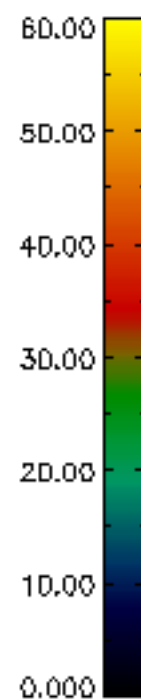
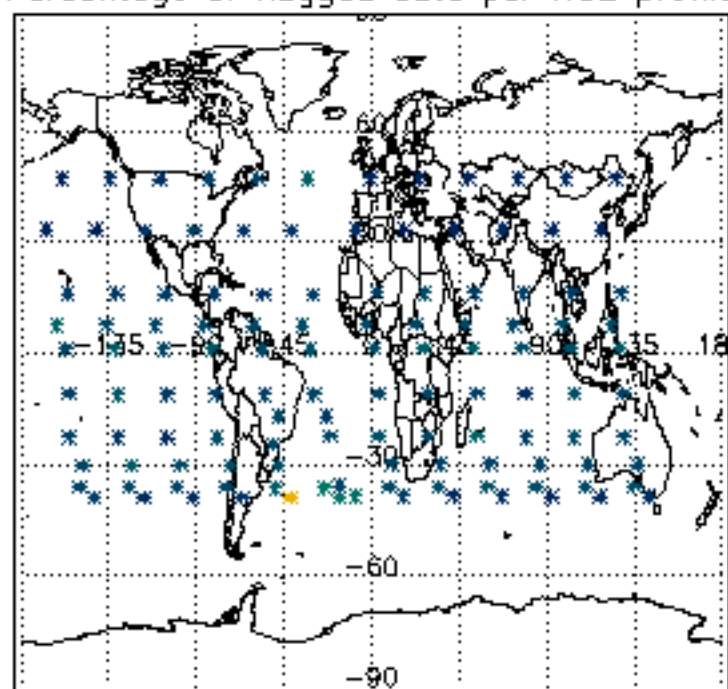
Percentage of flagged data per D3 profile



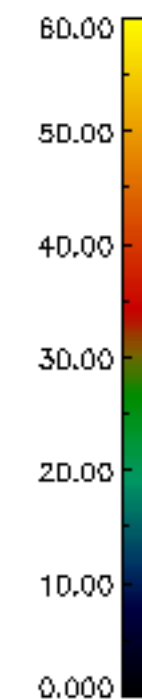
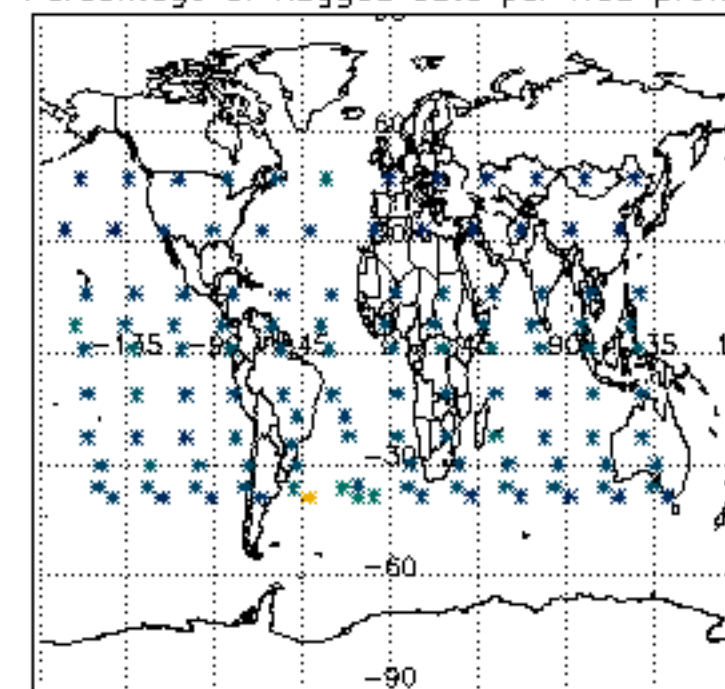
Percentage of flagged data per H2O profile

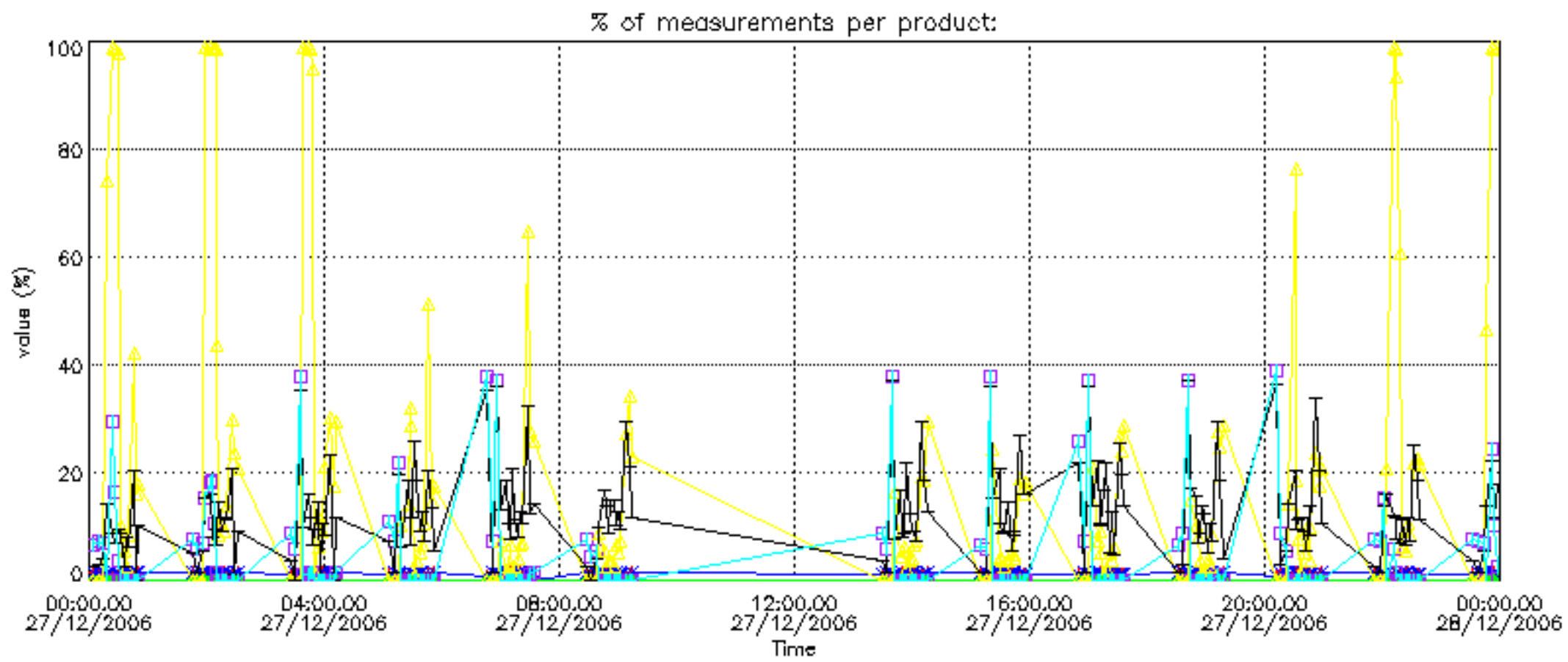


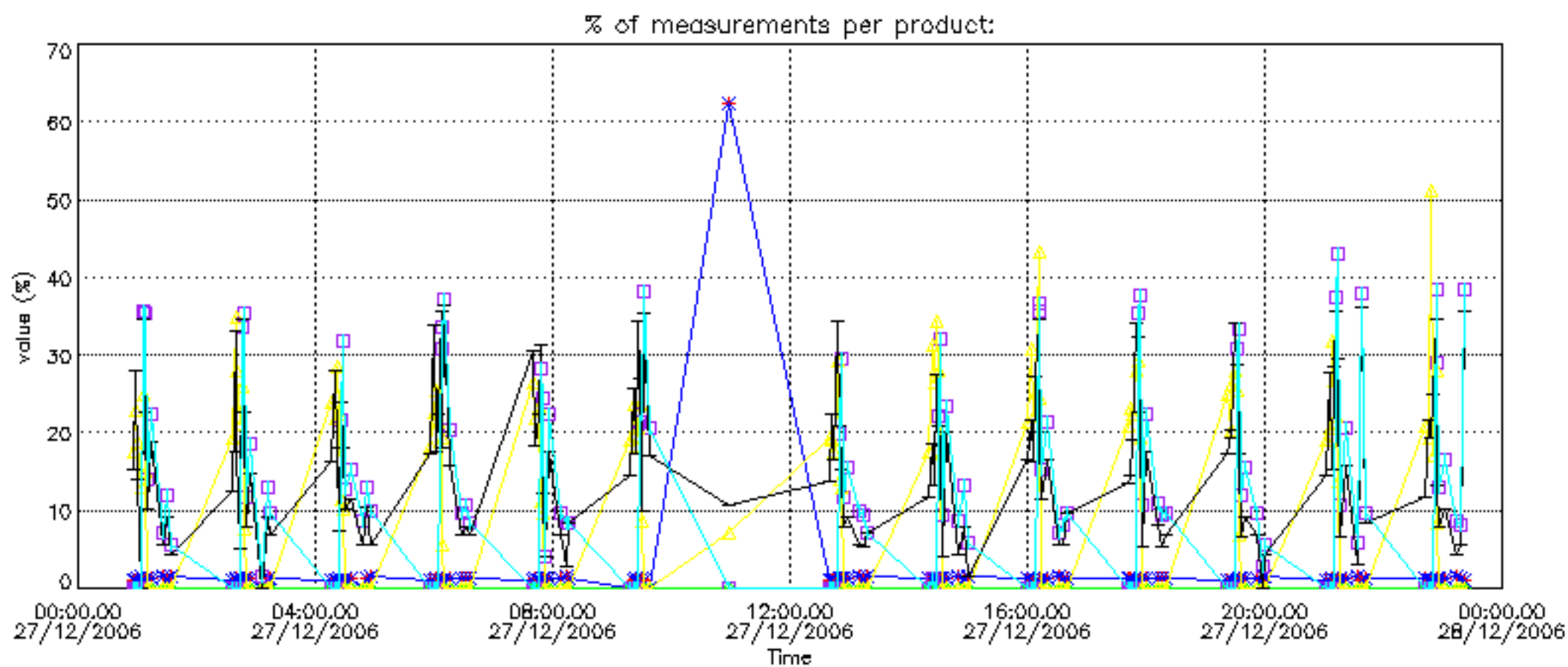
Percentage of flagged data per NO2 profile



Percentage of flagged data per NO3 profile

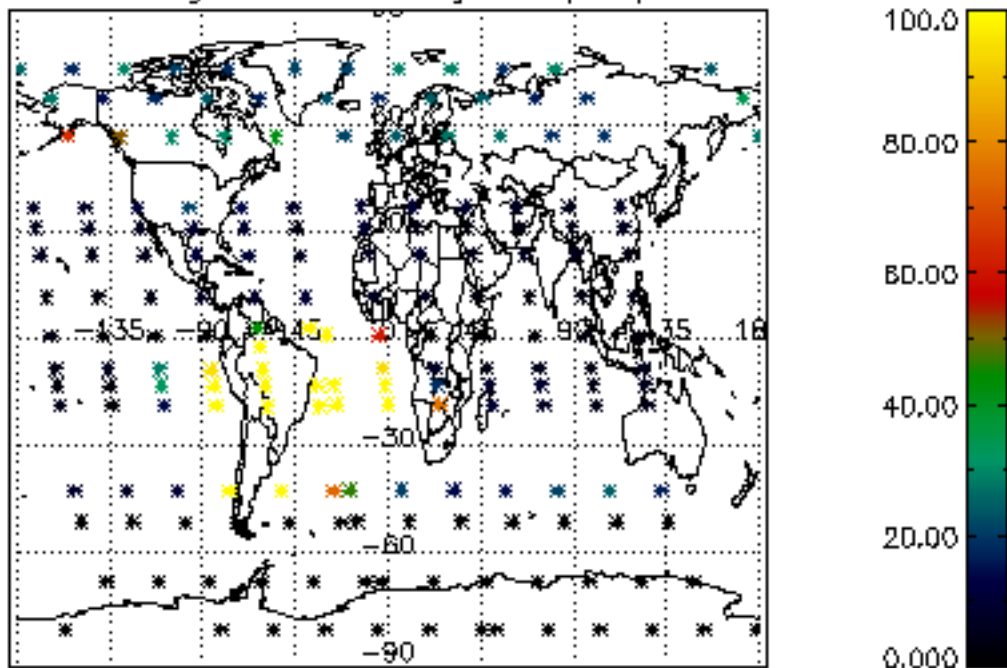




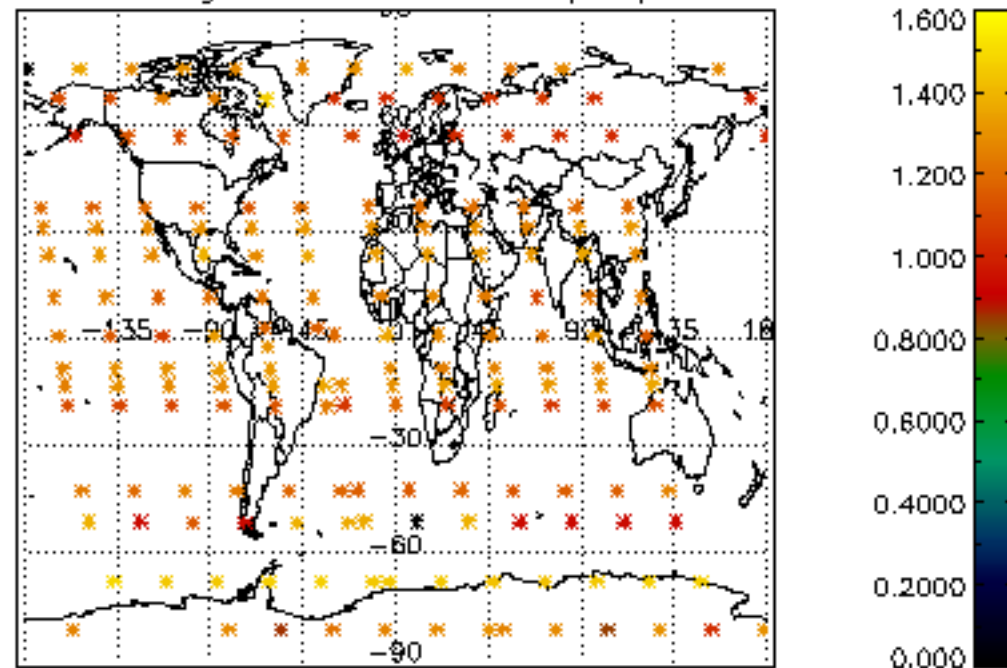




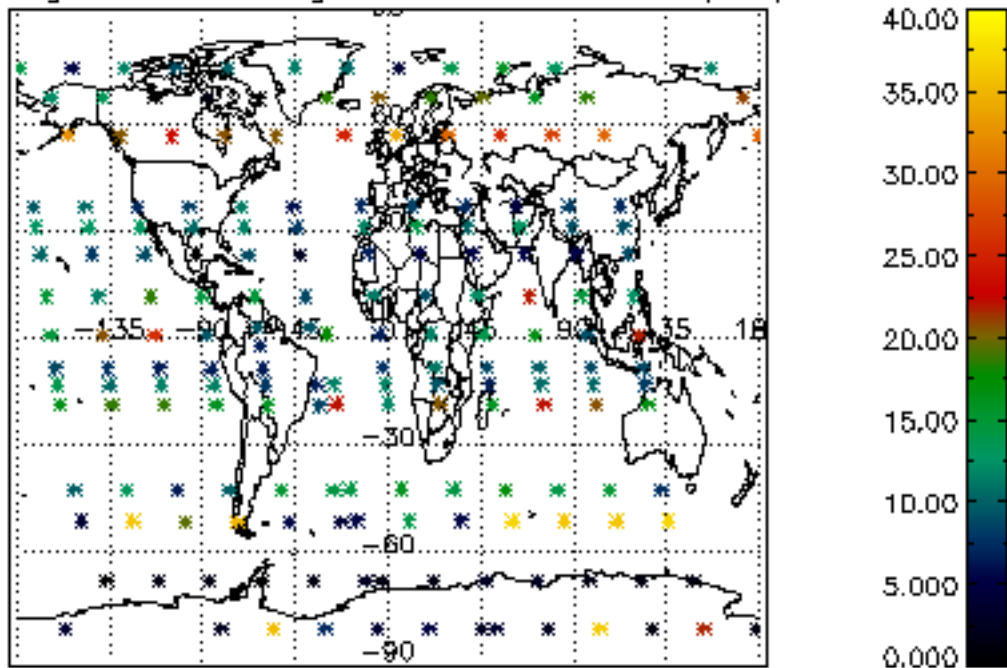
Percentage of cosmic ray hits per profile



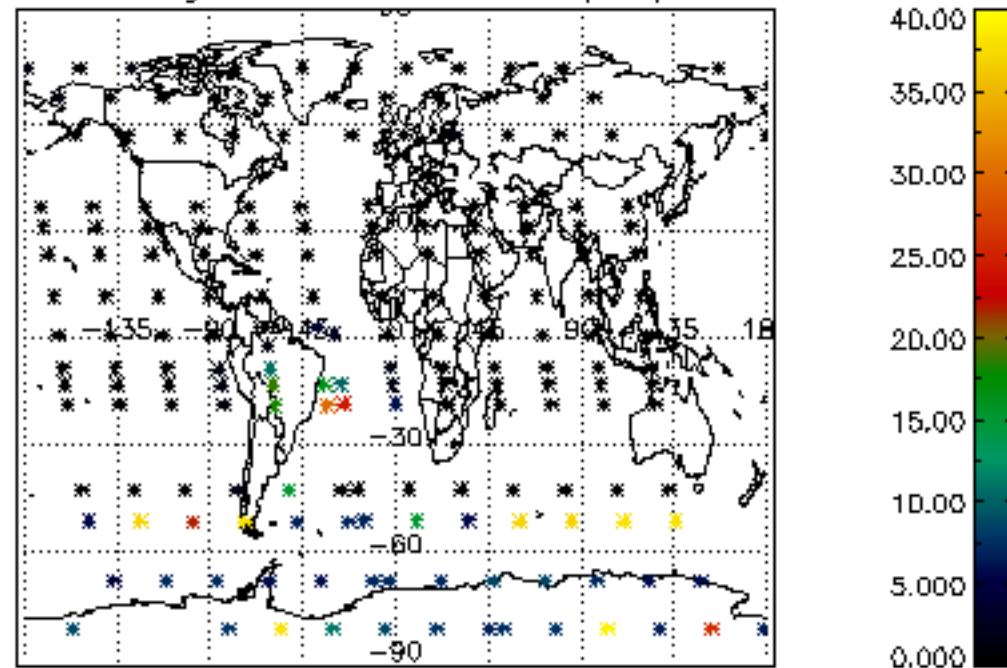
Percentage of datation errors per profile



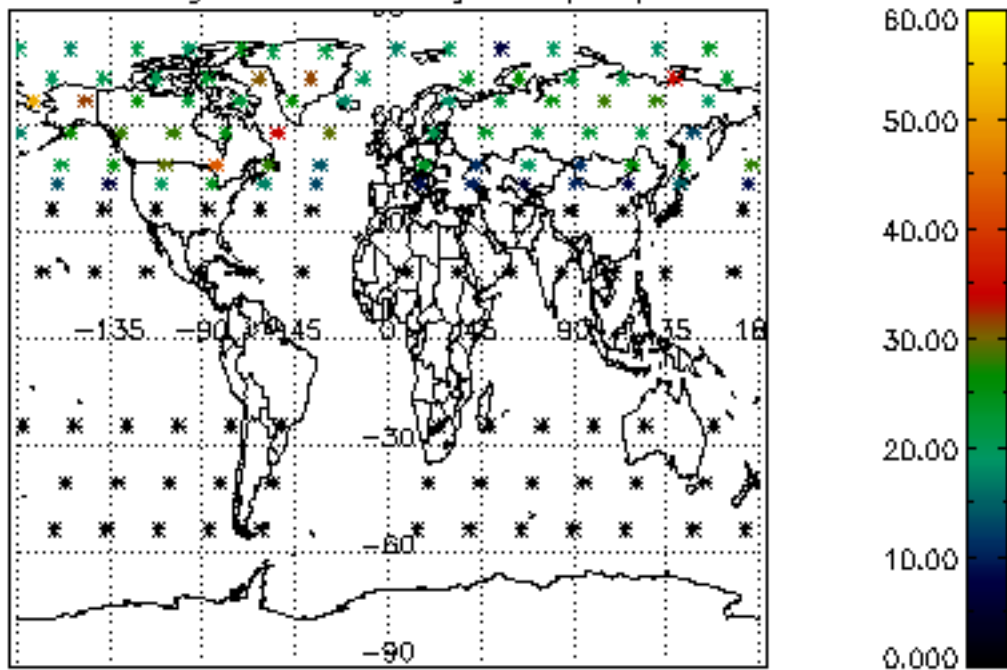
Percentage of star falling outside central band per profile



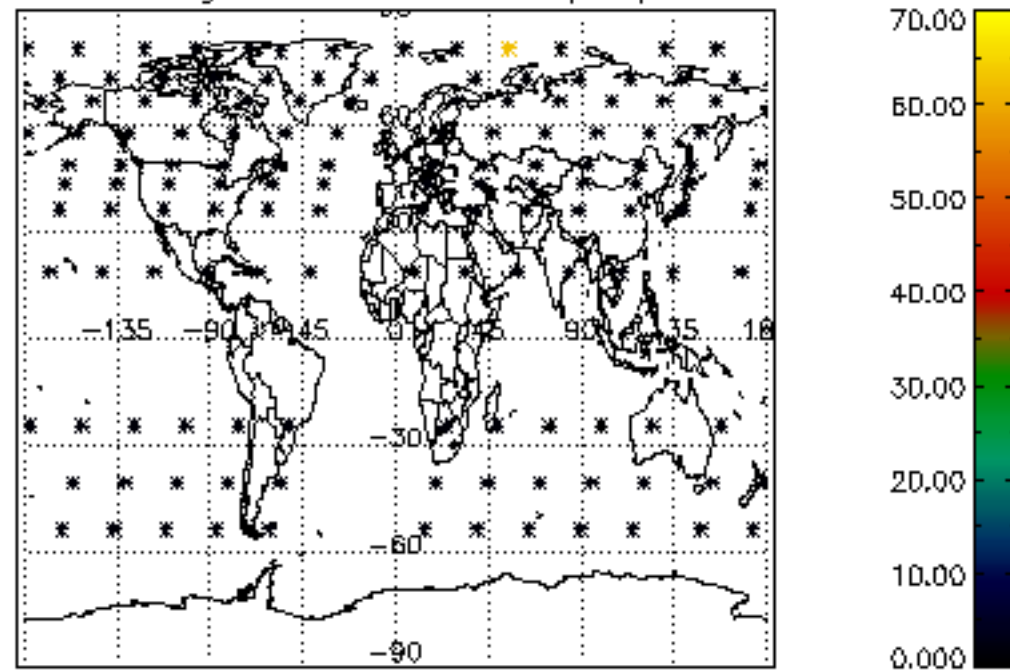
Percentage of saturation errors per profile



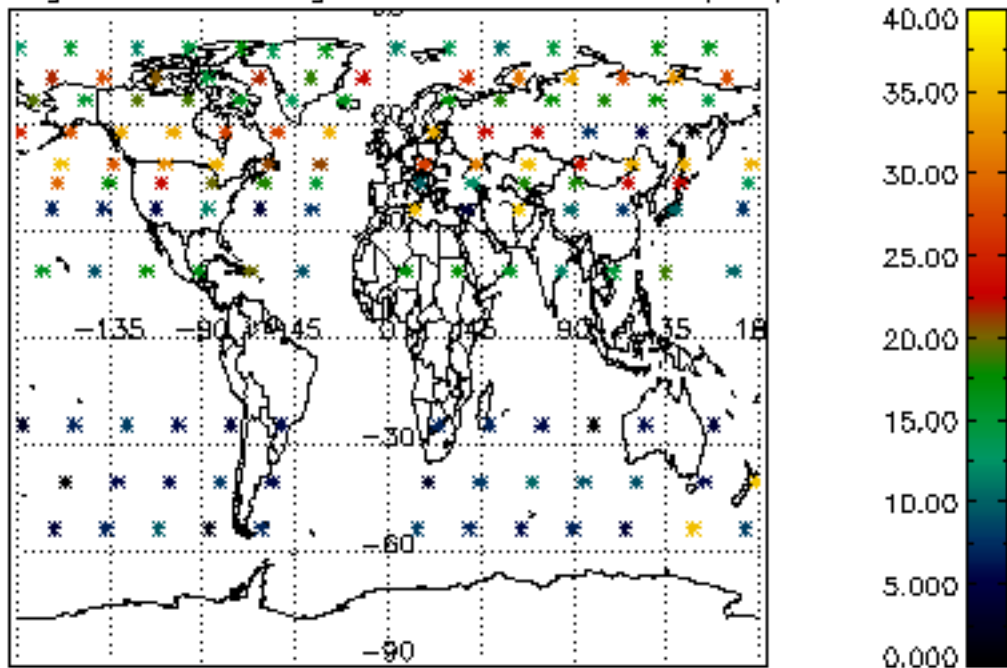
Percentage of cosmic ray hits per profile



Percentage of datation errors per profile



Percentage of star falling outside central band per profile



Percentage of saturation errors per profile

