

GOMOS Level 2 Daily Report

SUMMARY

[1. General Info](#)

[2. Summary of processed GOM_NL_2P products](#)

[3. Level 2 Quality information per product](#)

[3.1 Plot of level 2 quality information per product \(time dependant\)](#)

[3.2 Plot of level 2 quality information per product \(world map\)](#)

[4. Level 1 Quality information per product \(stored on level 2 products\)](#)

[4.1 Plot of level 1 quality information per product \(time dependant\)](#)

[4.1.1 Plot of level 1 quality information per product \(time dependant\): ASCENDING](#)

[4.1.2 Plot of level 1 quality information per product \(time dependant\): DESCENDING](#)

[4.2 Plot of level 1 quality information per product \(world map\)](#)

[4.2.1 Plot of level 1 quality information per product \(world map\): ASCENDING](#)

[4.2.2 Plot of level 1 quality information per product \(world map\): DESCENDING](#)

[5. Ozone profiles based on quality statistics and other trace gas profiles](#)

[5.1 Ozone statistics based on quality of products](#)

[5.2 Plot ozone profiles for all STD \(dark without errors\)](#)

[5.3 Plot ozone profiles where STD < 20% \(dark without errors\)](#)

[5.4. Plot ozone profiles where STD < 10% \(dark without errors\)](#)

[5.5. Plot ozone profiles where STD < 5% \(dark without errors\)](#)

[5.6 Plot NO2 profiles for all STD \(dark without errors\)](#)

[5.7 Plot NO3 profiles for all STD \(dark without errors\)](#)

[5.8 Plot H2O profiles \(only for occultations of stars 1,2,3,4,13,14,16,26,63 dark without errors\) for all STD](#)

[6. Auxiliary Data Files used for the production reported in section 2](#)

This report presents the daily analysis on parameters extracted from GOMOS level 2 data (GOM_NL__2P). It is intended to monitor some important parameters that will impact the quality of these products. A list of level 2 products (and content) that have arrived during the reporting day to the PCF is also given.

Item	Value
Time of report generation	24APR2013 06:54:36
Data source version	GOMOS/6.01
Start time of products	24-12-2006 (24DEC2006 00:00:00)
Stop time of products	25-12-2006 (25DEC2006 00:00:00)
Store outputs in DB	Yes
Nb of level 2 prods	278
Nb of prods with errors	0

2. Summary of processed GOM_NL__2P products.

Nr	Filename	UTC Start time	Limb	Duration	Star Id	Star Name	Star Mag	Star Temp	Nb Meas	Orbit	Prod. error
1	GOM_NL__2PRFIN20061224_000343_000000342054_00073_25177_0761.N1	24-DEC-2006 00:03:43	Bright	34.000	102	24Alp Ser	2.6000	4250.0	68	25177	No
2	GOM_NL__2PRFIN20061224_000832_000000532054_00073_25177_0762.N1	24-DEC-2006 00:08:32	Bright	53.000	104	27Bet Lib	2.6140	13100.	106	25177	No
3	GOM_NL__2PRFIN20061224_001057_000000402054_00073_25177_0763.N1	24-DEC-2006 00:10:57	Bright	39.500	122	9Alp2Lib	2.7470	9700.0	79	25177	No
4	GOM_NL__2PRFIN20061224_001735_000000432054_00073_25177_0764.N1	24-DEC-2006 00:17:35	Dark	42.500	54	5The Cen	2.0550	4500.0	85	25177	No
5	GOM_NL__2PRFIN20061224_001921_000000392054_00073_25177_0765.N1	24-DEC-2006 00:19:21	Dark	39.000	78	Alp Lup	2.3040	28000.	78	25177	No
6	GOM_NL__2PRFIN20061224_002316_000000472054_00074_25178_0766.N1	24-DEC-2006 00:23:16	Dark	46.500	10	Bet Cen	0.61000	28000.	93	25178	No
7	GOM_NL__2PRFIN20061224_002520_000000272054_00074_25178_0742.N1	24-DEC-2006 00:25:20	Dark	27.000	99	Del Cen	2.5750	26000.	54	25178	No
8	GOM_NL__2PRFIN20061224_002611_000000492054_00074_25178_0743.N1	24-DEC-2006 00:26:11	Dark	48.500	12	Alp1Cru	0.77500	30000.	97	25178	No
9	GOM_NL__2PRFIN20061224_003111_000000402054_00074_25178_0744.N1	24-DEC-2006 00:31:11	Dark	39.500	159	Ups Car	2.9200	7200.0	79	25178	No
10	GOM_NL__2PRFIN20061224_003244_000000422054_00074_25178_0745.N1	24-DEC-2006 00:32:44	Dark	42.000	71	lot Car	2.2460	7700.0	84	25178	No
11	GOM_NL__2PRFIN20061224_003430_000000522054_00074_25178_0746.N1	24-DEC-2006 00:34:30	Dark	52.000	41	Eps Car	1.8600	4100.0	104	25178	No
12	GOM_NL__2PRFIN20061224_003904_000000472054_00074_25178_0747.N1	24-DEC-2006 00:39:04	Dark	46.500	2	Alp Car	-0.73600	7000.0	93	25178	No
13	GOM_NL__2PRFIN20061224_004455_000000422054_00074_25178_0748.N1	24-DEC-2006 00:44:55	Straylight	41.500	108	Alp Col	2.6520	15200.	83	25178	No
14	GOM_NL__2PRFIN20061224_004940_000000412054_00074_25178_0749.N1	24-DEC-2006 00:49:40	Straylight	41.000	101	11Alp Lep	2.5820	7000.0	82	25178	No
15	GOM_NL__2PRFIN20061224_005237_000000462054_00074_25178_0750.N1	24-DEC-2006 00:52:37	Straylight	45.500	7	19Bet Ori	0.10000	14000.	91	25178	No
16	GOM_NL__2PRFIN20061224_005455_000000282054_00074_25178_0751.N1	24-DEC-2006 00:54:55	Straylight	28.000	72	34Del Ori	2.2500	30000.	56	25178	No
17	GOM_NL__2PRFIN20061224_005654_000000462054_00074_25178_0752.N1	24-DEC-2006 00:56:54	Twilight_stray	45.500	27	24Gam Ori	1.6360	26000.	91	25178	No
18	GOM_NL__2PRFIN20061224_005949_000000502054_00074_25178_0753.N1	24-DEC-2006 00:59:49	Twilight_stray	50.000	13	87Alp Tau	0.86700	3800.0	100	25178	No
19	GOM_NL__2PRFIN20061224_010216_000000372054_00074_25178_0754.N1	24-DEC-2006 01:02:16	Bright	37.000	146	25Eta Tau	2.8730	15200.	74	25178	No
20	GOM_NL__2PRFIN20061224_010420_000000352054_00074_25178_0755.N1	24-DEC-2006 01:04:20	Bright	34.500	150	44Zet Per	2.8900	28000.	69	25178	No
21	GOM_NL__2PRFIN20061224_010633_000000352054_00074_25178_0756.N1	24-DEC-2006 01:06:33	Bright	34.500	149	45Eps Per	2.8880	30000.	69	25178	No
22	GOM_NL__2PRFIN20061224_010830_000000432054_00074_25178_0757.N1	24-DEC-2006 01:08:30	Bright	42.500	6	13Alp Aur	0.080000	3400.0	85	25178	No
23	GOM_NL__2PRFIN20061224_011045_000000352054_00074_25178_0758.N1	24-DEC-2006 01:10:45	Bright	34.500	160	23Gam Per	2.9300	4700.0	69	25178	No
24	GOM_NL__2PRFIN20061224_012022_000000362054_00074_25178_0759.N1	24-DEC-2006 01:20:22	Bright	35.500	49	1Alp UMi	1.9900	6300.0	71	25178	No
25	GOM_NL__2PRFIN20061224_012500_000000332054_00074_25178_0760.N1	24-DEC-2006 01:25:00	Bright	33.000	60	7Bet UMi	2.0810	3950.0	66	25178	No
26	GOM_NL__2PRFIN20061224_012833_000000362054_00074_25178_0761.N1	24-DEC-2006 01:28:33	Bright	35.500	119	14Eta Dra	2.7270	4700.0	71	25178	No
27	GOM_NL__2PRFIN20061224_013845_000000342054_00074_25178_0762.N1	24-DEC-2006 01:38:45	Bright	34.000	67	5Alp CrB	2.2210	11000.	68	25178	No
28	GOM_NL__2PRFIN20061224_014419_000000342054_00074_25178_0763.N1	24-DEC-2006 01:44:19	Bright	33.500	102	24Alp Ser	2.6000	4250.0	67	25178	No
29	GOM_NL__2PRFIN20061224_014909_000000362054_00074_25178_0764.N1	24-DEC-2006 01:49:09	Bright	35.500	104	27Bet Lib	2.6140	13100.	71	25178	No
30	GOM_NL__2PRFIN20061224_015133_000000402054_00074_25178_0765.N1	24-DEC-2006 01:51:33	Bright	39.500	122	9Alp2Lib	2.7470	9700.0	79	25178	No
31	GOM_NL__2PRFIN20061224_015811_000000442054_00074_25178_0766.N1	24-DEC-2006 01:58:11	Dark	43.500	54	5The Cen	2.0550	4500.0	87	25178	No
32	GOM_NL__2PRFIN20061224_015957_000000382054_00074_25178_0767.N1	24-DEC-2006 01:59:57	Dark	38.000	78	Alp Lup	2.3040	28000.	76	25178	No
33	GOM_NL__2PRFIN20061224_020353_000000392054_00075_25179_0768.N1	24-DEC-2006 02:03:53	Dark	39.000	10	Bet Cen	0.61000	28000.	78	25179	No
34	GOM_NL__2PRFIN20061224_035042_000000382054_00076_25180_0743.N1	24-DEC-2006 03:50:42	Dark	37.500	124	The Car	2.7640	30000.	75	25180	No
35	GOM_NL__2PRFIN20061224_035256_000000412054_00076_25180_0744.N1	24-DEC-2006 03:52:56	Dark	40.500	29	Bet Car	1.6720	10200.	81	25180	No
36	GOM_NL__2PRFIN20061224_035419_000000432054_00076_25180_0745.N1	24-DEC-2006 03:54:19	Dark	43.000	91	Kap Vel	2.4900	26000.	86	25180	No
37	GOM_NL__2PRFIN20061224_035543_000000452054_00076_25180_0746.N1	24-DEC-2006 03:55:43	Dark	45.000	41	Eps Car	1.8600	4100.0	90	25180	No
38	GOM_NL__2PRFIN20061224_035843_000000452054_00076_25180_0747.N1	24-DEC-2006 03:58:43	Dark	45.000	34	Gam2Vel	1.7930	23000.	90	25180	No
39	GOM_NL__2PRFIN20061224_040016_000000462054_00076_25180_0748.N1	24-DEC-2006 04:00:16	Dark	45.500	2	Alp Car	-0.73600	7000.0	91	25180	No
40	GOM_NL__2PRFIN20061224_040607_000000412054_00076_25180_0749.N1	24-DEC-2006 04:06:07	Straylight	40.500	108	Alp Col	2.6520	15200.	81	25180	No
41	GOM_NL__2PRFIN20061224_041053_000000402054_00076_25180_0750.N1	24-DEC-2006 04:10:53	Straylight	39.500	101	11Alp Lep	2.5820	7000.0	79	25180	No
42	GOM_NL__2PRFIN20061224_041349_000000452054_00076_25180_0751.N1	24-DEC-2006 04:13:49	Straylight	45.000	7	19Bet Ori	0.10000	14000.	90	25180	No

43	GOM_NL__2PRFIN20061224_041551_000000472054_00076_25180_0752.N1	24-DEC-2006 04:15:51	Straylight	46.500	30	46Eps Ori	1.6940	30000.	93	25180	No
44	GOM_NL__2PRFIN20061224_041806_000000462054_00076_25180_0753.N1	24-DEC-2006 04:18:06	Tw_i_and_stray	46.000	27	24Gam Ori	1.6360	26000.	92	25180	No
45	GOM_NL__2PRFIN20061224_042101_000000442054_00076_25180_0754.N1	24-DEC-2006 04:21:01	Tw_i_and_stray	43.500	13	87Alp Tau	0.86700	3800.0	87	25180	No
46	GOM_NL__2PRFIN20061224_042241_000000422054_00076_25180_0755.N1	24-DEC-2006 04:22:41	Bright	41.500	176	23Zet Tau	3.0200	22000.	83	25180	No
47	GOM_NL__2PRFIN20061224_042446_000000402054_00076_25180_0756.N1	24-DEC-2006 04:24:46	Bright	40.000	28	12Bet Tau	1.6500	15200.	80	25180	No
48	GOM_NL__2PRFIN20061224_042745_000000362054_00076_25180_0757.N1	24-DEC-2006 04:27:45	Bright	35.500	149	45Eps Per	2.8880	30000.	71	25180	No
49	GOM_NL__2PRFIN20061224_042942_000000422054_00076_25180_0758.N1	24-DEC-2006 04:29:42	Bright	41.500	6	13Alp Aur	0.080000	3400.0	83	25180	No
50	GOM_NL__2PRFIN20061224_044134_000000352054_00076_25180_0759.N1	24-DEC-2006 04:41:34	Bright	34.500	49	1Alp UMi	1.9900	6300.0	69	25180	No
51	GOM_NL__2PRFIN20061224_044612_000000372054_00076_25180_0760.N1	24-DEC-2006 04:46:12	Bright	37.000	60	7Bet UMi	2.0810	3950.0	74	25180	No
52	GOM_NL__2PRFIN20061224_044945_000000362054_00076_25180_0761.N1	24-DEC-2006 04:49:45	Bright	35.500	119	14Eta Dra	2.7270	4700.0	71	25180	No
53	GOM_NL__2PRFIN20061224_045659_000000382054_00076_25180_0762.N1	24-DEC-2006 04:56:59	Bright	38.000	180	27Gam Boo	3.0400	8000.0	76	25180	No
54	GOM_NL__2PRFIN20061224_050023_000000382054_00076_25180_0763.N1	24-DEC-2006 05:00:23	Bright	38.000	83		2.3780	11000.	76	25180	No
55	GOM_NL__2PRFIN20061224_050532_000000342054_00076_25180_0764.N1	24-DEC-2006 05:05:32	Bright	34.000	102	24Alp Ser	2.6000	4250.0	68	25180	No
56	GOM_NL__2PRFIN20061224_051021_000000532054_00076_25180_0765.N1	24-DEC-2006 05:10:21	Bright	53.000	104	27Bet Lib	2.6140	13100.	106	25180	No
57	GOM_NL__2PRFIN20061224_051246_000000392054_00076_25180_0766.N1	24-DEC-2006 05:12:46	Bright	39.000	122	9Alp2Lib	2.7470	9700.0	78	25180	No
58	GOM_NL__2PRFIN20061224_051925_000000452054_00076_25180_0767.N1	24-DEC-2006 05:19:25	Dark	44.500	54	5The Cen	2.0550	4500.0	89	25180	No
59	GOM_NL__2PRFIN20061224_052220_000000412054_00076_25180_0768.N1	24-DEC-2006 05:22:20	Dark	40.500	95	Zet Cen	2.5450	26000.	81	25180	No
60	GOM_NL__2PRFIN20061224_052409_000000392054_00076_25180_0769.N1	24-DEC-2006 05:24:09	Dark	38.500	77	Eps Cen	2.3030	28000.	77	25180	No
61	GOM_NL__2PRFIN20061224_052526_000000442054_00077_25181_0743.N1	24-DEC-2006 05:25:26	Dark	44.000	64	Gam Cen	2.2000	10600.	88	25181	No
62	GOM_NL__2PRFIN20061224_053118_000000382054_00077_25181_0744.N1	24-DEC-2006 05:31:18	Dark	38.000	124	The Car	2.7640	30000.	76	25181	No
63	GOM_NL__2PRFIN20061224_053332_000000402054_00077_25181_0745.N1	24-DEC-2006 05:33:32	Dark	39.500	29	Bet Car	1.6720	10200.	79	25181	No
64	GOM_NL__2PRFIN20061224_053456_000000422054_00077_25181_0746.N1	24-DEC-2006 05:34:56	Dark	42.000	91	Kap Vel	2.4900	26000.	84	25181	No
65	GOM_NL__2PRFIN20061224_053619_000000522054_00077_25181_0747.N1	24-DEC-2006 05:36:19	Dark	52.000	41	Eps Car	1.8600	4100.0	104	25181	No
66	GOM_NL__2PRFIN20061224_053920_000000452054_00077_25181_0748.N1	24-DEC-2006 05:39:20	Dark	45.000	34	Gam2Vel	1.7930	23000.	90	25181	No
67	GOM_NL__2PRFIN20061224_054053_000000452054_00077_25181_0749.N1	24-DEC-2006 05:40:53	Dark	45.000	2	Alp Car	-0.73600	7000.0	90	25181	No
68	GOM_NL__2PRFIN20061224_054643_000000392054_00077_25181_0750.N1	24-DEC-2006 05:46:43	Straylight	39.000	108	Alp Col	2.6520	15200.	78	25181	No
69	GOM_NL__2PRFIN20061224_055129_000000402054_00077_25181_0751.N1	24-DEC-2006 05:51:29	Straylight	39.500	101	11Alp Lep	2.5820	7000.0	79	25181	No
70	GOM_NL__2PRFIN20061224_055425_000000532054_00077_25181_0752.N1	24-DEC-2006 05:54:25	Straylight	53.000	7	19Bet Ori	0.10000	14000.	106	25181	No
71	GOM_NL__2PRFIN20061224_055627_000000472054_00077_25181_0753.N1	24-DEC-2006 05:56:27	Straylight	46.500	30	46Eps Ori	1.6940	30000.	93	25181	No
72	GOM_NL__2PRFIN20061224_055842_000000412054_00077_25181_0754.N1	24-DEC-2006 05:58:42	Tw_i_and_stray	40.500	27	24Gam Ori	1.6360	26000.	81	25181	No
73	GOM_NL__2PRFIN20061224_060137_000000502054_00077_25181_0755.N1	24-DEC-2006 06:01:37	Tw_i_and_stray	49.500	13	87Alp Tau	0.86700	3800.0	99	25181	No
74	GOM_NL__2PRFIN20061224_060317_000000402054_00077_25181_0756.N1	24-DEC-2006 06:03:17	Bright	39.500	176	23Zet Tau	3.0200	22000.	79	25181	No
75	GOM_NL__2PRFIN20061224_060522_000000402054_00077_25181_0757.N1	24-DEC-2006 06:05:22	Bright	40.000	28	12Bet Tau	1.6500	15200.	80	25181	No
76	GOM_NL__2PRFIN20061224_060821_000000342054_00077_25181_0758.N1	24-DEC-2006 06:08:21	Bright	34.000	149	45Eps Per	2.8880	30000.	68	25181	No
77	GOM_NL__2PRFIN20061224_061017_000000402054_00077_25181_0759.N1	24-DEC-2006 06:10:17	Bright	39.500	6	13Alp Aur	0.080000	3400.0	79	25181	No
78	GOM_NL__2PRFIN20061224_062210_000000352054_00077_25181_0760.N1	24-DEC-2006 06:22:10	Bright	35.000	49	1Alp UMi	1.9900	6300.0	70	25181	No
79	GOM_NL__2PRFIN20061224_062648_000000372054_00077_25181_0761.N1	24-DEC-2006 06:26:48	Bright	37.000	60	7Bet UMi	2.0810	3950.0	74	25181	No
80	GOM_NL__2PRFIN20061224_063021_000000362054_00077_25181_0762.N1	24-DEC-2006 06:30:21	Bright	36.000	119	14Eta Dra	2.7270	4700.0	72	25181	No
81	GOM_NL__2PRFIN20061224_063735_000000582054_00077_25181_0763.N1	24-DEC-2006 06:37:35	Bright	58.000	180	27Gam Boo	3.0400	8000.0	116	25181	No
82	GOM_NL__2PRFIN20061224_064059_000000382054_00077_25181_0764.N1	24-DEC-2006 06:40:59	Bright	37.500	83		2.3780	11000.	75	25181	No
83	GOM_NL__2PRFIN20061224_064608_000000342054_00077_25181_0765.N1	24-DEC-2006 06:46:08	Bright	34.000	102	24Alp Ser	2.6000	4250.0	68	25181	No
84	GOM_NL__2PRFIN20061224_065058_000000362054_00077_25181_0766.N1	24-DEC-2006 06:50:58	Bright	35.500	104	27Bet Lib	2.6140	13100.	71	25181	No
85	GOM_NL__2PRFIN20061224_065323_000000392054_00077_25181_0767.N1	24-DEC-2006 06:53:23	Bright	38.500	122	9Alp2Lib	2.7470	9700.0	77	25181	No
86	GOM_NL__2PRFIN20061224_070001_000000452054_00077_25181_0768.N1	24-DEC-2006 07:00:01	Dark	45.000	54	5The Cen	2.0550	4500.0	90	25181	No
87	GOM_NL__2PRFIN20061224_070256_000000402054_00077_25181_0769.N1	24-DEC-2006 07:02:56	Dark	39.500	95	Zet Cen	2.5450	26000.	79	25181	No
88	GOM_NL__2PRFIN20061224_070445_000000422054_00077_25181_0770.N1	24-DEC-2006 07:04:45	Dark	42.000	77	Eps Cen	2.3030	28000.	84	25181	No
89	GOM_NL__2PRFIN20061224_070602_000000402054_00078_25182_0743.N1	24-DEC-2006 07:06:02	Dark	40.000	64	Gam Cen	2.2000	10600.	80	25182	No
90	GOM_NL__2PRFIN20061224_071155_000000392054_00078_25182_0744.N1	24-DEC-2006 07:11:55	Dark	38.500	124	The Car	2.7640	30000.	77	25182	No
91	GOM_NL__2PRFIN20061224_071408_000000382054_00078_25182_0745.N1	24-DEC-2006 07:14:08	Dark	38.000	29	Bet Car	1.6720	10200.	76	25182	No
92	GOM_NL__2PRFIN20061224_071533_000000422054_00078_25182_0746.N1	24-DEC-2006 07:15:33	Dark	41.500	91	Kap Vel	2.4900	26000.	83	25182	No
93	GOM_NL__2PRFIN20061224_071656_000000482054_00078_25182_0747.N1	24-DEC-2006 07:16:56	Dark	47.500	41	Eps Car	1.8600	4100.0	95	25182	No
94	GOM_NL__2PRFIN20061224_071956_000000462054_00078_25182_0748.N1	24-DEC-2006 07:19:56	Dark	45.500	34	Gam2Vel	1.7930	23000.	91	25182	No
95	GOM_NL__2PRFIN20061224_072129_000000442054_00078_25182_0749.N1	24-DEC-2006 07:21:29	Dark	44.000	2	Alp Car	-0.73600	7000.0	88	25182	No
96	GOM_NL__2PRFIN20061224_072720_000000392054_00078_25182_0750.N1	24-DEC-2006 07:27:20	Straylight	38.500	108	Alp Col	2.6520	15200.	77	25182	No
97	GOM_NL__2PRFIN20061224_073205_000000412054_00078_25182_0751.N1	24-DEC-2006 07:32:05	Straylight	41.000	101	11Alp Lep	2.5820	7000.0	82	25182	No
98	GOM_NL__2PRFIN20061224_073501_000000442054_00078_25182_0752.N1	24-DEC-2006 07:35:01	Straylight	44.000	7	19Bet Ori	0.10000	14000.	88	25182	No
99	GOM_NL__2PRFIN20061224_073703_000000442054_00078_25182_0753.N1	24-DEC-2006 07:37:03	Straylight	43.500	30	46Eps Ori	1.6940	30000.	87	25182	No
100	GOM_NL__2PRFIN20061224_073918_000000442054_00078_25182_0754.N1	24-DEC-2006 07:39:18	Tw_i_and_stray	44.000	27	24Gam Ori	1.6360	26000.	88	25182	No
101	GOM_NL__2PRFIN20061224_074213_000000522054_00078_25182_0755.N1	24-DEC-2006 07:42:13	Bright	52.000	13	87Alp Tau	0.86700	3800.0	104	25182	No

102	GOM_NL__2PRFIN20061224_074353_000000402054_00078_25182_0756.N1	24-DEC-2006 07:43:53	Bright	40.000	176	23Zet Tau	3.0200	22000.	80	25182	No
103	GOM_NL__2PRFIN20061224_074557_000000392054_00078_25182_0757.N1	24-DEC-2006 07:45:57	Bright	38.500	28	12Bet Tau	1.6500	15200.	77	25182	No
104	GOM_NL__2PRFIN20061224_074857_000000352054_00078_25182_0758.N1	24-DEC-2006 07:48:57	Bright	34.500	149	45Eps Per	2.8880	30000.	69	25182	No
105	GOM_NL__2PRFIN20061224_075053_000000412054_00078_25182_0759.N1	24-DEC-2006 07:50:53	Bright	40.500	6	13Alp Aur	0.080000	3400.0	81	25182	No
106	GOM_NL__2PRFIN20061224_080246_000000342054_00078_25182_0760.N1	24-DEC-2006 08:02:46	Bright	33.500	49	1Alp UMi	1.9900	6300.0	67	25182	No
107	GOM_NL__2PRFIN20061224_080724_000000382054_00078_25182_0761.N1	24-DEC-2006 08:07:24	Bright	37.500	60	7Bet UMi	2.0810	3950.0	75	25182	No
108	GOM_NL__2PRFIN20061224_081057_000000362054_00078_25182_0762.N1	24-DEC-2006 08:10:57	Bright	35.500	119	14Eta Dra	2.7270	4700.0	71	25182	No
109	GOM_NL__2PRFIN20061224_081811_000000382054_00078_25182_0763.N1	24-DEC-2006 08:18:11	Bright	38.000	180	27Gam Boo	3.0400	8000.0	76	25182	No
110	GOM_NL__2PRFIN20061224_082135_000000382054_00078_25182_0764.N1	24-DEC-2006 08:21:35	Bright	37.500	83		2.3780	11000.	75	25182	No
111	GOM_NL__2PRFIN20061224_082644_000000342054_00078_25182_0765.N1	24-DEC-2006 08:26:44	Bright	33.500	102	24Alp Ser	2.6000	4250.0	67	25182	No
112	GOM_NL__2PRFIN20061224_083134_000000352054_00078_25182_0766.N1	24-DEC-2006 08:31:34	Bright	35.000	104	27Bet Lib	2.6140	13100.	70	25182	No
113	GOM_NL__2PRFIN20061224_083359_000000382054_00078_25182_0767.N1	24-DEC-2006 08:33:59	Bright	38.000	122	9Alp2Lib	2.7470	9700.0	76	25182	No
114	GOM_NL__2PRFIN20061224_084038_000000462054_00078_25182_0768.N1	24-DEC-2006 08:40:38	Dark	46.000	54	5The Cen	2.0550	4500.0	92	25182	No
115	GOM_NL__2PRFIN20061224_084333_000000402054_00078_25182_0769.N1	24-DEC-2006 08:43:33	Dark	40.000	95	Zet Cen	2.5450	26000.	80	25182	No
116	GOM_NL__2PRFIN20061224_084522_000000392054_00078_25182_0770.N1	24-DEC-2006 08:45:22	Dark	39.000	77	Eps Cen	2.3030	28000.	78	25182	No
117	GOM_NL__2PRFIN20061224_084639_000000412054_00079_25183_0743.N1	24-DEC-2006 08:46:39	Dark	41.000	64	Gam Cen	2.2000	10600.	82	25183	No
118	GOM_NL__2PRFIN20061224_085231_000000362054_00079_25183_0744.N1	24-DEC-2006 08:52:31	Dark	35.500	124	The Car	2.7640	30000.	71	25183	No
119	GOM_NL__2PRFIN20061224_085445_000000412054_00079_25183_0745.N1	24-DEC-2006 08:54:45	Dark	40.500	29	Bet Car	1.6720	10200.	81	25183	No
120	GOM_NL__2PRFIN20061224_091537_000000432054_00079_25183_0746.N1	24-DEC-2006 09:15:37	Straylight	43.000	7	19Bet Ori	0.10000	14000.	86	25183	No
121	GOM_NL__2PRFIN20061224_091738_000000462054_00079_25183_0747.N1	24-DEC-2006 09:17:38	Straylight	45.500	30	46Eps Ori	1.6940	30000.	91	25183	No
122	GOM_NL__2PRFIN20061224_091954_000000422054_00079_25183_0748.N1	24-DEC-2006 09:19:54	Tw_i_and_stray	41.500	27	24Gam Ori	1.6360	26000.	83	25183	No
123	GOM_NL__2PRFIN20061224_092249_000000482054_00079_25183_0749.N1	24-DEC-2006 09:22:49	Tw_i_and_stray	48.000	13	87Alp Tau	0.86700	3800.0	96	25183	No
124	GOM_NL__2PRFIN20061224_092428_000000402054_00079_25183_0750.N1	24-DEC-2006 09:24:28	Bright	40.000	176	23Zet Tau	3.0200	22000.	80	25183	No
125	GOM_NL__2PRFIN20061224_092633_000000392054_00079_25183_0751.N1	24-DEC-2006 09:26:33	Bright	39.000	28	12Bet Tau	1.6500	15200.	78	25183	No
126	GOM_NL__2PRFIN20061224_092933_000000352054_00079_25183_0752.N1	24-DEC-2006 09:29:33	Bright	34.500	149	45Eps Per	2.8880	30000.	69	25183	No
127	GOM_NL__2PRFIN20061224_093129_000000402054_00079_25183_0753.N1	24-DEC-2006 09:31:29	Bright	39.500	6	13Alp Aur	0.080000	3400.0	79	25183	No
128	GOM_NL__2PRFIN20061224_105317_000000432054_00080_25184_0763.N1	24-DEC-2006 10:53:17	Straylight	43.000	101	11Alp Lep	2.5820	7000.0	86	25184	No
129	GOM_NL__2PRFIN20061224_105613_000000532054_00080_25184_0764.N1	24-DEC-2006 10:56:13	Straylight	53.000	7	19Bet Ori	0.10000	14000.	106	25184	No
130	GOM_NL__2PRFIN20061224_105814_000000452054_00080_25184_0765.N1	24-DEC-2006 10:58:14	Straylight	44.500	30	46Eps Ori	1.6940	30000.	89	25184	No
131	GOM_NL__2PRFIN20061224_110030_000000422054_00080_25184_0766.N1	24-DEC-2006 11:00:30	Tw_i_and_stray	42.000	27	24Gam Ori	1.6360	26000.	84	25184	No
132	GOM_NL__2PRFIN20061224_110325_000000432054_00080_25184_0767.N1	24-DEC-2006 11:03:25	Tw_i_and_stray	42.500	13	87Alp Tau	0.86700	3800.0	85	25184	No
133	GOM_NL__2PRFIN20061224_110504_000000412054_00080_25184_0768.N1	24-DEC-2006 11:05:04	Bright	40.500	176	23Zet Tau	3.0200	22000.	81	25184	No
134	GOM_NL__2PRFIN20061224_110709_000000402054_00080_25184_0769.N1	24-DEC-2006 11:07:09	Bright	40.000	28	12Bet Tau	1.6500	15200.	80	25184	No
135	GOM_NL__2PRFIN20061224_111009_000000342054_00080_25184_0770.N1	24-DEC-2006 11:10:09	Bright	34.000	149	45Eps Per	2.8880	30000.	68	25184	No
136	GOM_NL__2PRFIN20061224_111204_000000402054_00080_25184_0771.N1	24-DEC-2006 11:12:04	Bright	39.500	6	13Alp Aur	0.080000	3400.0	79	25184	No
137	GOM_NL__2PRFIN20061224_112358_000000362054_00080_25184_0772.N1	24-DEC-2006 11:23:58	Bright	36.000	49	1Alp UMi	1.9900	6300.0	72	25184	No
138	GOM_NL__2PRFIN20061224_112835_000000382054_00080_25184_0773.N1	24-DEC-2006 11:28:35	Bright	38.000	60	7Bet UMi	2.0810	3950.0	76	25184	No
139	GOM_NL__2PRFIN20061224_113209_000000332054_00080_25184_0774.N1	24-DEC-2006 11:32:09	Bright	33.000	119	14Eta Dra	2.7270	4700.0	66	25184	No
140	GOM_NL__2PRFIN20061224_113923_000000392054_00080_25184_0775.N1	24-DEC-2006 11:39:23	Bright	38.500	180	27Gam Boo	3.0400	8000.0	77	25184	No
141	GOM_NL__2PRFIN20061224_114247_000000412054_00080_25184_0776.N1	24-DEC-2006 11:42:47	Bright	40.500	83		2.3780	11000.	81	25184	No
142	GOM_NL__2PRFIN20061224_114756_000000342054_00080_25184_0777.N1	24-DEC-2006 11:47:56	Bright	33.500	102	24Alp Ser	2.6000	4250.0	67	25184	No
143	GOM_NL__2PRFIN20061224_123353_000000422054_00081_25185_0763.N1	24-DEC-2006 12:33:53	Straylight	41.500	101	11Alp Lep	2.5820	7000.0	83	25185	No
144	GOM_NL__2PRFIN20061224_123649_000000472054_00081_25185_0764.N1	24-DEC-2006 12:36:49	Straylight	46.500	7	19Bet Ori	0.10000	14000.	93	25185	No
145	GOM_NL__2PRFIN20061224_123850_000000442054_00081_25185_0765.N1	24-DEC-2006 12:38:50	Straylight	44.000	30	46Eps Ori	1.6940	30000.	88	25185	No
146	GOM_NL__2PRFIN20061224_124105_000000442054_00081_25185_0766.N1	24-DEC-2006 12:41:05	Tw_i_and_stray	44.000	27	24Gam Ori	1.6360	26000.	88	25185	No
147	GOM_NL__2PRFIN20061224_124401_000000402054_00081_25185_0767.N1	24-DEC-2006 12:44:01	Tw_i_and_stray	40.000	13	87Alp Tau	0.86700	3800.0	80	25185	No
148	GOM_NL__2PRFIN20061224_124540_000000412054_00081_25185_0768.N1	24-DEC-2006 12:45:40	Bright	40.500	176	23Zet Tau	3.0200	22000.	81	25185	No
149	GOM_NL__2PRFIN20061224_124744_000000412054_00081_25185_0769.N1	24-DEC-2006 12:47:44	Bright	40.500	28	12Bet Tau	1.6500	15200.	81	25185	No
150	GOM_NL__2PRFIN20061224_125046_000000352054_00081_25185_0770.N1	24-DEC-2006 12:50:46	Bright	35.000	149	45Eps Per	2.8880	30000.	70	25185	No
151	GOM_NL__2PRFIN20061224_125240_000000412054_00081_25185_0771.N1	24-DEC-2006 12:52:40	Bright	40.500	6	13Alp Aur	0.080000	3400.0	81	25185	No
152	GOM_NL__2PRFIN20061224_141429_000000412054_00082_25186_0763.N1	24-DEC-2006 14:14:29	Straylight	41.000	101	11Alp Lep	2.5820	7000.0	82	25186	No
153	GOM_NL__2PRFIN20061224_141725_000000472054_00082_25186_0764.N1	24-DEC-2006 14:17:25	Straylight	47.000	7	19Bet Ori	0.10000	14000.	94	25186	No
154	GOM_NL__2PRFIN20061224_141926_000000452054_00082_25186_0765.N1	24-DEC-2006 14:19:26	Straylight	44.500	30	46Eps Ori	1.6940	30000.	89	25186	No
155	GOM_NL__2PRFIN20061224_142141_000000442054_00082_25186_0766.N1	24-DEC-2006 14:21:41	Tw_i_and_stray	43.500	27	24Gam Ori	1.6360	26000.	87	25186	No
156	GOM_NL__2PRFIN20061224_142437_000000472054_00082_25186_0767.N1	24-DEC-2006 14:24:37	Bright	46.500	13	87Alp Tau	0.86700	3800.0	93	25186	No
157	GOM_NL__2PRFIN20061224_142615_000000402054_00082_25186_0768.N1	24-DEC-2006 14:26:15	Bright	39.500	176	23Zet Tau	3.0200	22000.	79	25186	No
158	GOM_NL__2PRFIN20061224_142820_000000402054_00082_25186_0769.N1	24-DEC-2006 14:28:20	Bright	40.000	28	12Bet Tau	1.6500	15200.	80	25186	No
159	GOM_NL__2PRFIN20061224_143122_000000342054_00082_25186_0770.N1	24-DEC-2006 14:31:22	Bright	33.500	149	45Eps Per	2.8880	30000.	67	25186	No
160	GOM_NL__2PRFIN20061224_143316_000000412054_00082_25186_0771.N1	24-DEC-2006 14:33:16	Bright	40.500	6	13Alp Aur	0.080000	3400.0	81	25186	No

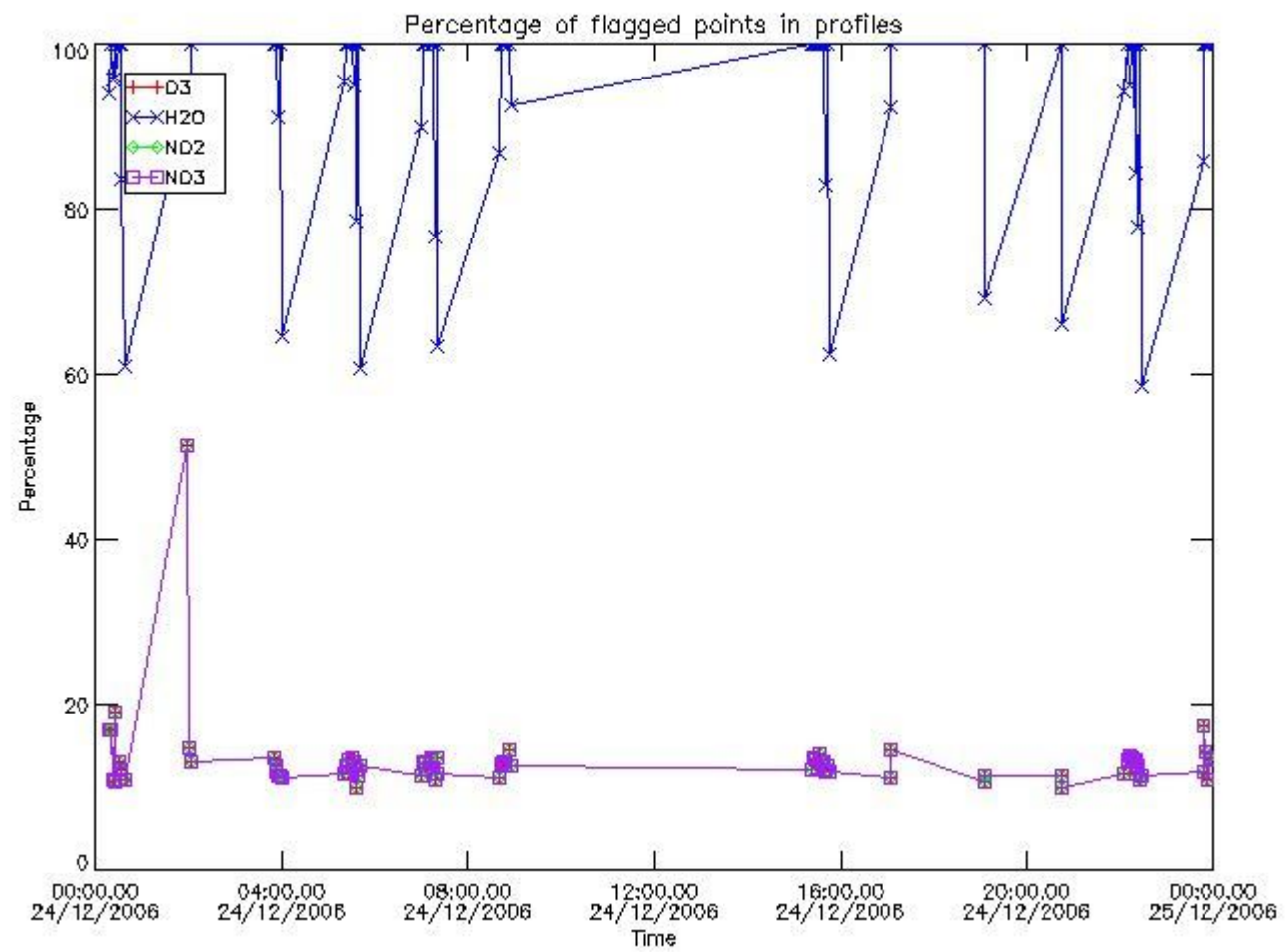
161	GOM_NL__2PRFIN20061224_144510_000000362054_00082_25186_0772.N1	24-DEC-2006 14:45:10	Bright	36.000	49	1Alp UMi	1.9900	6300.0	72	25186	No
162	GOM_NL__2PRFIN20061224_144947_000000372054_00082_25186_0773.N1	24-DEC-2006 14:49:47	Bright	37.000	60	7Bet UMi	2.0810	3950.0	74	25186	No
163	GOM_NL__2PRFIN20061224_145321_000000352054_00082_25186_0774.N1	24-DEC-2006 14:53:21	Bright	35.000	119	14Eta Dra	2.7270	4700.0	70	25186	No
164	GOM_NL__2PRFIN20061224_150035_000000432054_00082_25186_0775.N1	24-DEC-2006 15:00:35	Bright	43.000	180	27Gam Boo	3.0400	8000.0	86	25186	No
165	GOM_NL__2PRFIN20061224_150400_000000392054_00082_25186_0776.N1	24-DEC-2006 15:04:00	Bright	38.500	83		2.3780	11000.	77	25186	No
166	GOM_NL__2PRFIN20061224_150909_000000342054_00082_25186_0777.N1	24-DEC-2006 15:09:09	Bright	34.000	102	24Alp Ser	2.6000	4250.0	68	25186	No
167	GOM_NL__2PRFIN20061224_151359_000000422054_00082_25186_0778.N1	24-DEC-2006 15:13:59	Bright	41.500	104	27Bet Lib	2.6140	13100.	83	25186	No
168	GOM_NL__2PRFIN20061224_151624_000000402054_00082_25186_0779.N1	24-DEC-2006 15:16:24	Bright	39.500	122	9Alp2Lib	2.7470	9700.0	79	25186	No
169	GOM_NL__2PRFIN20061224_152304_000000432054_00082_25186_0780.N1	24-DEC-2006 15:23:04	Dark	42.500	54	5The Cen	2.0550	4500.0	85	25186	No
170	GOM_NL__2PRFIN20061224_152447_000000382054_00082_25186_0781.N1	24-DEC-2006 15:24:47	Dark	37.500	78	Alp Lup	2.3040	28000.	75	25186	No
171	GOM_NL__2PRFIN20061224_152747_000000392054_00082_25186_0782.N1	24-DEC-2006 15:27:47	Dark	38.500	77	Eps Cen	2.3030	28000.	77	25186	No
172	GOM_NL__2PRFIN20061224_152905_000000422054_00083_25187_0763.N1	24-DEC-2006 15:29:05	Dark	41.500	64	Gam Cen	2.2000	10600.	83	25187	No
173	GOM_NL__2PRFIN20061224_153215_000000372054_00083_25187_0764.N1	24-DEC-2006 15:32:15	Dark	36.500	112	Alp Mus	2.6880	26000.	73	25187	No
174	GOM_NL__2PRFIN20061224_153457_000000392054_00083_25187_0765.N1	24-DEC-2006 15:34:57	Dark	39.000	124	The Car	2.7640	30000.	78	25187	No
175	GOM_NL__2PRFIN20061224_153710_000000392054_00083_25187_0766.N1	24-DEC-2006 15:37:10	Dark	39.000	29	Bet Car	1.6720	10200.	78	25187	No
176	GOM_NL__2PRFIN20061224_153835_000000432054_00083_25187_0767.N1	24-DEC-2006 15:38:35	Dark	42.500	91	Kap Vel	2.4900	26000.	85	25187	No
177	GOM_NL__2PRFIN20061224_153958_000000472054_00083_25187_0768.N1	24-DEC-2006 15:39:58	Dark	47.000	41	Eps Car	1.8600	4100.0	94	25187	No
178	GOM_NL__2PRFIN20061224_154259_000000452054_00083_25187_0769.N1	24-DEC-2006 15:42:59	Dark	44.500	34	Gam2Vel	1.7930	23000.	89	25187	No
179	GOM_NL__2PRFIN20061224_154430_000000472054_00083_25187_0770.N1	24-DEC-2006 15:44:30	Dark	47.000	2	Alp Car	-0.73600	7000.0	94	25187	No
180	GOM_NL__2PRFIN20061224_155020_000000382054_00083_25187_0771.N1	24-DEC-2006 15:50:20	Straylight	38.000	108	Alp Col	2.6520	15200.	76	25187	No
181	GOM_NL__2PRFIN20061224_155505_000000422054_00083_25187_0772.N1	24-DEC-2006 15:55:05	Straylight	41.500	101	11Alp Lep	2.5820	7000.0	83	25187	No
182	GOM_NL__2PRFIN20061224_155801_000000452054_00083_25187_0773.N1	24-DEC-2006 15:58:01	Straylight	44.500	7	19Bet Ori	0.10000	14000.	89	25187	No
183	GOM_NL__2PRFIN20061224_160002_000000452054_00083_25187_0774.N1	24-DEC-2006 16:00:02	Straylight	44.500	30	46Eps Ori	1.6940	30000.	89	25187	No
184	GOM_NL__2PRFIN20061224_160217_000000452054_00083_25187_0775.N1	24-DEC-2006 16:02:17	Tw_i_and_stray	44.500	27	24Gam Ori	1.6360	26000.	89	25187	No
185	GOM_NL__2PRFIN20061224_160513_000000522054_00083_25187_0776.N1	24-DEC-2006 16:05:13	Bright	52.000	13	87Alp Tau	0.86700	3800.0	104	25187	No
186	GOM_NL__2PRFIN20061224_160651_000000402054_00083_25187_0777.N1	24-DEC-2006 16:06:51	Bright	40.000	176	23Zet Tau	3.0200	22000.	80	25187	No
187	GOM_NL__2PRFIN20061224_160856_000000392054_00083_25187_0778.N1	24-DEC-2006 16:08:56	Bright	38.500	28	12Bet Tau	1.6500	15200.	77	25187	No
188	GOM_NL__2PRFIN20061224_161158_000000352054_00083_25187_0779.N1	24-DEC-2006 16:11:58	Bright	34.500	149	45Eps Per	2.8880	30000.	69	25187	No
189	GOM_NL__2PRFIN20061224_161351_000000422054_00083_25187_0780.N1	24-DEC-2006 16:13:51	Bright	41.500	6	13Alp Aur	0.080000	3400.0	83	25187	No
190	GOM_NL__2PRFIN20061224_162545_000000362054_00083_25187_0781.N1	24-DEC-2006 16:25:45	Bright	36.000	49	1Alp UMi	1.9900	6300.0	72	25187	No
191	GOM_NL__2PRFIN20061224_163023_000000382054_00083_25187_0782.N1	24-DEC-2006 16:30:23	Bright	37.500	60	7Bet UMi	2.0810	3950.0	75	25187	No
192	GOM_NL__2PRFIN20061224_163357_000000362054_00083_25187_0783.N1	24-DEC-2006 16:33:57	Bright	36.000	119	14Eta Dra	2.7270	4700.0	72	25187	No
193	GOM_NL__2PRFIN20061224_164111_000000582054_00083_25187_0784.N1	24-DEC-2006 16:41:11	Bright	58.000	180	27Gam Boo	3.0400	8000.0	116	25187	No
194	GOM_NL__2PRFIN20061224_164436_000000382054_00083_25187_0785.N1	24-DEC-2006 16:44:36	Bright	37.500	83		2.3780	11000.	75	25187	No
195	GOM_NL__2PRFIN20061224_164945_000000342054_00083_25187_0786.N1	24-DEC-2006 16:49:45	Bright	34.000	102	24Alp Ser	2.6000	4250.0	68	25187	No
196	GOM_NL__2PRFIN20061224_165435_000000352054_00083_25187_0787.N1	24-DEC-2006 16:54:35	Bright	34.500	104	27Bet Lib	2.6140	13100.	69	25187	No
197	GOM_NL__2PRFIN20061224_165701_000000392054_00083_25187_0788.N1	24-DEC-2006 16:57:01	Bright	38.500	122	9Alp2Lib	2.7470	9700.0	77	25187	No
198	GOM_NL__2PRFIN20061224_170340_000000462054_00083_25187_0789.N1	24-DEC-2006 17:03:40	Dark	45.500	54	5The Cen	2.0550	4500.0	91	25187	No
199	GOM_NL__2PRFIN20061224_170524_000000352054_00083_25187_0790.N1	24-DEC-2006 17:05:24	Dark	35.000	78	Alp Lup	2.3040	28000.	70	25187	No
200	GOM_NL__2PRFIN20061224_173056_000000392054_00084_25188_0763.N1	24-DEC-2006 17:30:56	Straylight	39.000	108	Alp Col	2.6520	15200.	78	25188	No
201	GOM_NL__2PRFIN20061224_173541_000000432054_00084_25188_0764.N1	24-DEC-2006 17:35:41	Straylight	43.000	101	11Alp Lep	2.5820	7000.0	86	25188	No
202	GOM_NL__2PRFIN20061224_173837_000000462054_00084_25188_0765.N1	24-DEC-2006 17:38:37	Straylight	45.500	7	19Bet Ori	0.10000	14000.	91	25188	No
203	GOM_NL__2PRFIN20061224_174038_000000442054_00084_25188_0766.N1	24-DEC-2006 17:40:38	Straylight	43.500	30	46Eps Ori	1.6940	30000.	87	25188	No
204	GOM_NL__2PRFIN20061224_174253_000000442054_00084_25188_0767.N1	24-DEC-2006 17:42:53	Tw_i_and_stray	44.000	27	24Gam Ori	1.6360	26000.	88	25188	No
205	GOM_NL__2PRFIN20061224_174549_000000452054_00084_25188_0768.N1	24-DEC-2006 17:45:49	Tw_i_and_stray	44.500	13	87Alp Tau	0.86700	3800.0	89	25188	No
206	GOM_NL__2PRFIN20061224_174727_000000392054_00084_25188_0769.N1	24-DEC-2006 17:47:27	Bright	38.500	176	23Zet Tau	3.0200	22000.	77	25188	No
207	GOM_NL__2PRFIN20061224_174932_000000392054_00084_25188_0770.N1	24-DEC-2006 17:49:32	Bright	39.000	28	12Bet Tau	1.6500	15200.	78	25188	No
208	GOM_NL__2PRFIN20061224_175234_000000352054_00084_25188_0771.N1	24-DEC-2006 17:52:34	Bright	35.000	149	45Eps Per	2.8880	30000.	70	25188	No
209	GOM_NL__2PRFIN20061224_175427_000000402054_00084_25188_0772.N1	24-DEC-2006 17:54:27	Bright	39.500	6	13Alp Aur	0.080000	3400.0	79	25188	No
210	GOM_NL__2PRFIN20061224_180622_000000352054_00084_25188_0773.N1	24-DEC-2006 18:06:22	Bright	34.500	49	1Alp UMi	1.9900	6300.0	69	25188	No
211	GOM_NL__2PRFIN20061224_181059_000000382054_00084_25188_0774.N1	24-DEC-2006 18:10:59	Bright	38.000	60	7Bet UMi	2.0810	3950.0	76	25188	No
212	GOM_NL__2PRFIN20061224_181433_000000332054_00084_25188_0775.N1	24-DEC-2006 18:14:33	Bright	32.500	119	14Eta Dra	2.7270	4700.0	65	25188	No
213	GOM_NL__2PRFIN20061224_190412_000000482054_00085_25189_0763.N1	24-DEC-2006 19:04:12	Dark	48.000	34	Gam2Vel	1.7930	23000.	96	25189	No
214	GOM_NL__2PRFIN20061224_190543_000000542054_00085_25189_0764.N1	24-DEC-2006 19:05:43	Dark	54.000	2	Alp Car	-0.73600	7000.0	108	25189	No
215	GOM_NL__2PRFIN20061224_191133_000000382054_00085_25189_0765.N1	24-DEC-2006 19:11:33	Straylight	37.500	108	Alp Col	2.6520	15200.	75	25189	No
216	GOM_NL__2PRFIN20061224_191617_000000412054_00085_25189_0766.N1	24-DEC-2006 19:16:17	Straylight	41.000	101	11Alp Lep	2.5820	7000.0	82	25189	No
217	GOM_NL__2PRFIN20061224_191913_000000482054_00085_25189_0767.N1	24-DEC-2006 19:19:13	Straylight	47.500	7	19Bet Ori	0.10000	14000.	95	25189	No
218	GOM_NL__2PRFIN20061224_192114_000000422054_00085_25189_0768.N1	24-DEC-2006 19:21:14	Straylight	41.500	30	46Eps Ori	1.6940	30000.	83	25189	No
219	GOM_NL__2PRFIN20061224_192329_000000432054_00085_25189_0769.N1	24-DEC-2006 19:23:29	Tw_i_and_stray	43.000	27	24Gam Ori	1.6360	26000.	86	25189	No

220	GOM_NL__2PRFIN20061224_192625_000000492054_00085_25189_0770.N1	24-DEC-2006 19:26:25	Bright	49.000	13	87Alp Tau	0.86700	3800.0	98	25189	No
221	GOM_NL__2PRFIN20061224_192802_000000392054_00085_25189_0771.N1	24-DEC-2006 19:28:02	Bright	39.000	176	23Zet Tau	3.0200	22000.	78	25189	No
222	GOM_NL__2PRFIN20061224_193007_000000402054_00085_25189_0772.N1	24-DEC-2006 19:30:07	Bright	40.000	28	12Bet Tau	1.6500	15200.	80	25189	No
223	GOM_NL__2PRFIN20061224_193310_000000352054_00085_25189_0773.N1	24-DEC-2006 19:33:10	Bright	35.000	149	45Eps Per	2.8880	30000.	70	25189	No
224	GOM_NL__2PRFIN20061224_193503_000000412054_00085_25189_0774.N1	24-DEC-2006 19:35:03	Bright	40.500	6	13Alp Aur	0.080000	3400.0	81	25189	No
225	GOM_NL__2PRFIN20061224_204448_000000452054_00086_25190_0763.N1	24-DEC-2006 20:44:48	Dark	45.000	34	Gam2Vel	1.7930	23000.	90	25190	No
226	GOM_NL__2PRFIN20061224_204619_000000522054_00086_25190_0764.N1	24-DEC-2006 20:46:19	Dark	52.000	2	Alp Car	-0.73600	7000.0	104	25190	No
227	GOM_NL__2PRFIN20061224_205209_000000402054_00086_25190_0765.N1	24-DEC-2006 20:52:09	Straylight	39.500	108	Alp Col	2.6520	15200.	79	25190	No
228	GOM_NL__2PRFIN20061224_205653_000000372054_00086_25190_0766.N1	24-DEC-2006 20:56:53	Straylight	36.500	101	11Alp Lep	2.5820	7000.0	73	25190	No
229	GOM_NL__2PRFIN20061224_205949_000000452054_00086_25190_0767.N1	24-DEC-2006 20:59:49	Straylight	44.500	7	19Bet Ori	0.10000	14000.	89	25190	No
230	GOM_NL__2PRFIN20061224_210150_000000452054_00086_25190_0768.N1	24-DEC-2006 21:01:50	Straylight	45.000	30	46Eps Ori	1.6940	30000.	90	25190	No
231	GOM_NL__2PRFIN20061224_210405_000000452054_00086_25190_0769.N1	24-DEC-2006 21:04:05	Tw_i_and_stray	45.000	27	24Gam Ori	1.6360	26000.	90	25190	No
232	GOM_NL__2PRFIN20061224_210701_000000522054_00086_25190_0770.N1	24-DEC-2006 21:07:01	Bright	52.000	13	87Alp Tau	0.86700	3800.0	104	25190	No
233	GOM_NL__2PRFIN20061224_210838_000000402054_00086_25190_0771.N1	24-DEC-2006 21:08:38	Bright	40.000	176	23Zet Tau	3.0200	22000.	80	25190	No
234	GOM_NL__2PRFIN20061224_211043_000000402054_00086_25190_0772.N1	24-DEC-2006 21:10:43	Bright	40.000	28	12Bet Tau	1.6500	15200.	80	25190	No
235	GOM_NL__2PRFIN20061224_211346_000000352054_00086_25190_0773.N1	24-DEC-2006 21:13:46	Bright	35.000	149	45Eps Per	2.8880	30000.	70	25190	No
236	GOM_NL__2PRFIN20061224_211539_000000422054_00086_25190_0774.N1	24-DEC-2006 21:15:39	Bright	41.500	6	13Alp Aur	0.080000	3400.0	83	25190	No
237	GOM_NL__2PRFIN20061224_212733_000000362054_00086_25190_0775.N1	24-DEC-2006 21:27:33	Bright	36.000	49	1Alp UMi	1.9900	6300.0	72	25190	No
238	GOM_NL__2PRFIN20061224_213210_000000352054_00086_25190_0776.N1	24-DEC-2006 21:32:10	Bright	34.500	60	7Bet UMi	2.0810	3950.0	69	25190	No
239	GOM_NL__2PRFIN20061224_213546_000000352054_00086_25190_0777.N1	24-DEC-2006 21:35:46	Bright	34.500	119	14Eta Dra	2.7270	4700.0	69	25190	No
240	GOM_NL__2PRFIN20061224_214259_000000582054_00086_25190_0778.N1	24-DEC-2006 21:42:59	Bright	58.000	180	27Gam Boo	3.0400	8000.0	116	25190	No
241	GOM_NL__2PRFIN20061224_214624_000000382054_00086_25190_0779.N1	24-DEC-2006 21:46:24	Bright	37.500	83		2.3780	11000.	75	25190	No
242	GOM_NL__2PRFIN20061224_215134_000000342054_00086_25190_0780.N1	24-DEC-2006 21:51:34	Bright	34.000	102	24Alp Ser	2.6000	4250.0	68	25190	No
243	GOM_NL__2PRFIN20061224_215624_000000372054_00086_25190_0781.N1	24-DEC-2006 21:56:24	Bright	36.500	104	27Bet Lib	2.6140	13100.	73	25190	No
244	GOM_NL__2PRFIN20061224_215850_000000392054_00086_25190_0782.N1	24-DEC-2006 21:58:50	Bright	39.000	122	9Alp2Lib	2.7470	9700.0	78	25190	No
245	GOM_NL__2PRFIN20061224_220529_000000452054_00086_25190_0783.N1	24-DEC-2006 22:05:29	Dark	44.500	54	5The Cen	2.0550	4500.0	89	25190	No
246	GOM_NL__2PRFIN20061224_221013_000000392054_00086_25190_0784.N1	24-DEC-2006 22:10:13	Dark	38.500	77	Eps Cen	2.3030	28000.	77	25190	No
247	GOM_NL__2PRFIN20061224_221132_000000412054_00087_25191_0763.N1	24-DEC-2006 22:11:32	Dark	40.500	64	Gam Cen	2.2000	10600.	81	25191	No
248	GOM_NL__2PRFIN20061224_221440_000000382054_00087_25191_0764.N1	24-DEC-2006 22:14:40	Dark	37.500	112	Alp Mus	2.6880	26000.	75	25191	No
249	GOM_NL__2PRFIN20061224_221723_000000402054_00087_25191_0765.N1	24-DEC-2006 22:17:23	Dark	39.500	124	The Car	2.7640	30000.	79	25191	No
250	GOM_NL__2PRFIN20061224_221935_000000392054_00087_25191_0766.N1	24-DEC-2006 22:19:35	Dark	38.500	29	Bet Car	1.6720	10200.	77	25191	No
251	GOM_NL__2PRFIN20061224_222102_000000442054_00087_25191_0767.N1	24-DEC-2006 22:21:02	Dark	44.000	91	Kap Vel	2.4900	26000.	88	25191	No
252	GOM_NL__2PRFIN20061224_222223_000000412054_00087_25191_0768.N1	24-DEC-2006 22:22:23	Dark	41.000	41	Eps Car	1.8600	4100.0	82	25191	No
253	GOM_NL__2PRFIN20061224_222525_000000482054_00087_25191_0769.N1	24-DEC-2006 22:25:25	Dark	47.500	34	Gam2Vel	1.7930	23000.	95	25191	No
254	GOM_NL__2PRFIN20061224_222655_000000452054_00087_25191_0770.N1	24-DEC-2006 22:26:55	Dark	45.000	2	Alp Car	-0.73600	7000.0	90	25191	No
255	GOM_NL__2PRFIN20061224_223245_000000402054_00087_25191_0771.N1	24-DEC-2006 22:32:45	Straylight	39.500	108	Alp Col	2.6520	15200.	79	25191	No
256	GOM_NL__2PRFIN20061224_223729_000000412054_00087_25191_0772.N1	24-DEC-2006 22:37:29	Straylight	40.500	101	11Alp Lep	2.5820	7000.0	81	25191	No
257	GOM_NL__2PRFIN20061224_224025_000000432054_00087_25191_0773.N1	24-DEC-2006 22:40:25	Straylight	42.500	7	19Bet Ori	0.10000	14000.	85	25191	No
258	GOM_NL__2PRFIN20061224_224226_000000442054_00087_25191_0774.N1	24-DEC-2006 22:42:26	Straylight	44.000	30	46Eps Ori	1.6940	30000.	88	25191	No
259	GOM_NL__2PRFIN20061224_224441_000000422054_00087_25191_0775.N1	24-DEC-2006 22:44:41	Tw_i_and_stray	42.000	27	24Gam Ori	1.6360	26000.	84	25191	No
260	GOM_NL__2PRFIN20061224_224737_000000482054_00087_25191_0776.N1	24-DEC-2006 22:47:37	Bright	48.000	13	87Alp Tau	0.86700	3800.0	96	25191	No
261	GOM_NL__2PRFIN20061224_224914_000000402054_00087_25191_0777.N1	24-DEC-2006 22:49:14	Bright	39.500	176	23Zet Tau	3.0200	22000.	79	25191	No
262	GOM_NL__2PRFIN20061224_225119_000000402054_00087_25191_0778.N1	24-DEC-2006 22:51:19	Bright	39.500	28	12Bet Tau	1.6500	15200.	79	25191	No
263	GOM_NL__2PRFIN20061224_225422_000000342054_00087_25191_0779.N1	24-DEC-2006 22:54:22	Bright	33.500	149	45Eps Per	2.8880	30000.	67	25191	No
264	GOM_NL__2PRFIN20061224_225614_000000402054_00087_25191_0780.N1	24-DEC-2006 22:56:14	Bright	40.000	6	13Alp Aur	0.080000	3400.0	80	25191	No
265	GOM_NL__2PRFIN20061224_230809_000000362054_00087_25191_0781.N1	24-DEC-2006 23:08:09	Bright	35.500	49	1Alp UMi	1.9900	6300.0	71	25191	No
266	GOM_NL__2PRFIN20061224_231246_000000372054_00087_25191_0782.N1	24-DEC-2006 23:12:46	Bright	37.000	60	7Bet UMi	2.0810	3950.0	74	25191	No
267	GOM_NL__2PRFIN20061224_231621_000000342054_00087_25191_0783.N1	24-DEC-2006 23:16:21	Bright	34.000	119	14Eta Dra	2.7270	4700.0	68	25191	No
268	GOM_NL__2PRFIN20061224_232335_000000382054_00087_25191_0784.N1	24-DEC-2006 23:23:35	Bright	37.500	180	27Gam Boo	3.0400	8000.0	75	25191	No
269	GOM_NL__2PRFIN20061224_232700_000000372054_00087_25191_0785.N1	24-DEC-2006 23:27:00	Bright	37.000	83		2.3780	11000.	74	25191	No
270	GOM_NL__2PRFIN20061224_233210_000000342054_00087_25191_0786.N1	24-DEC-2006 23:32:10	Bright	33.500	102	24Alp Ser	2.6000	4250.0	67	25191	No
271	GOM_NL__2PRFIN20061224_233700_000000362054_00087_25191_0787.N1	24-DEC-2006 23:37:00	Bright	35.500	104	27Bet Lib	2.6140	13100.	71	25191	No
272	GOM_NL__2PRFIN20061224_233926_000000412054_00087_25191_0788.N1	24-DEC-2006 23:39:26	Bright	40.500	122	9Alp2Lib	2.7470	9700.0	81	25191	No
273	GOM_NL__2PRFIN20061224_234606_000000432054_00087_25191_0789.N1	24-DEC-2006 23:46:06	Dark	43.000	54	5The Cen	2.0550	4500.0	86	25191	No
274	GOM_NL__2PRFIN20061224_234749_000000382054_00087_25191_0790.N1	24-DEC-2006 23:47:49	Dark	38.000	78	Alp Lup	2.3040	28000.	76	25191	No
275	GOM_NL__2PRFIN20061224_235049_000000402054_00087_25191_0791.N1	24-DEC-2006 23:50:49	Dark	39.500	77	Eps Cen	2.3030	28000.	79	25191	No
276	GOM_NL__2PRFIN20061224_235209_000000472054_00088_25192_0763.N1	24-DEC-2006 23:52:09	Dark	46.500	64	Gam Cen	2.2000	10600.	93	25192	No
277	GOM_NL__2PRFIN20061224_235517_000000382054_00088_25192_0764.N1	24-DEC-2006 23:55:17	Dark	37.500	112	Alp Mus	2.6880	26000.	75	25192	No
278	GOM_NL__2PRFIN20061224_235759_000000392054_00088_25192_0765.N1	24-DEC-2006 23:57:59	Dark	38.500	124	The Car	2.7640	30000.	77	25192	No

3. Quality information per product

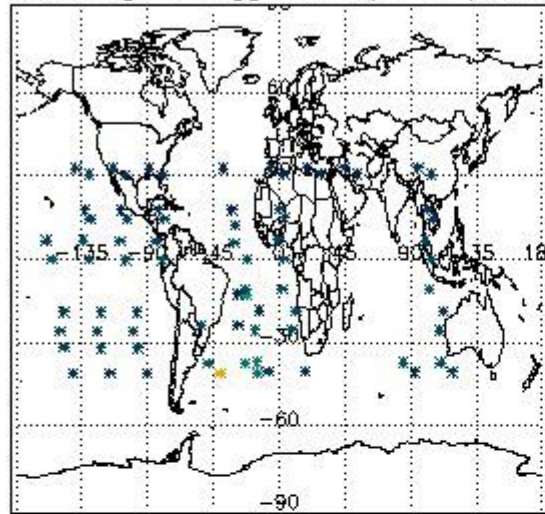
In this section it is plotted some information contained in the Quality Summary data set of the level 2 products. Only products in dark limb conditions and without errors (error flag in the MPH set to "0") are used.

3.1 Plot quality information per product (time dependant)

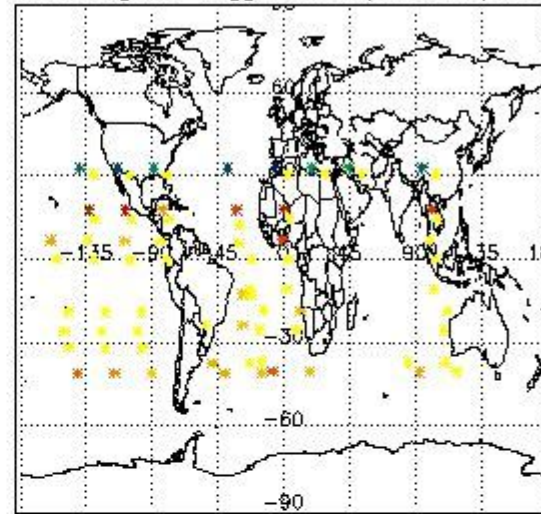


3.2 Plot quality information per product (world map)

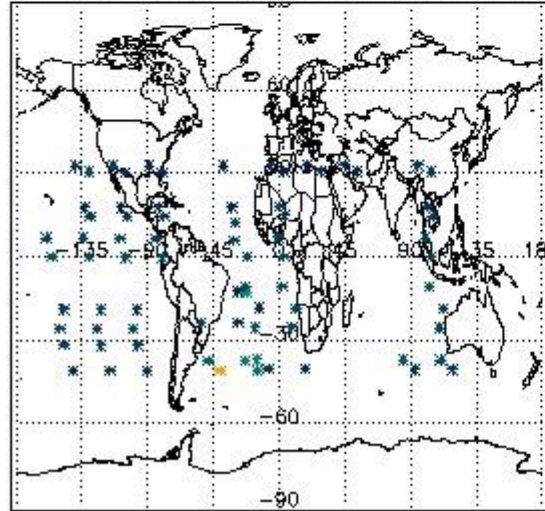
Percentage of flagged data per O3 profile



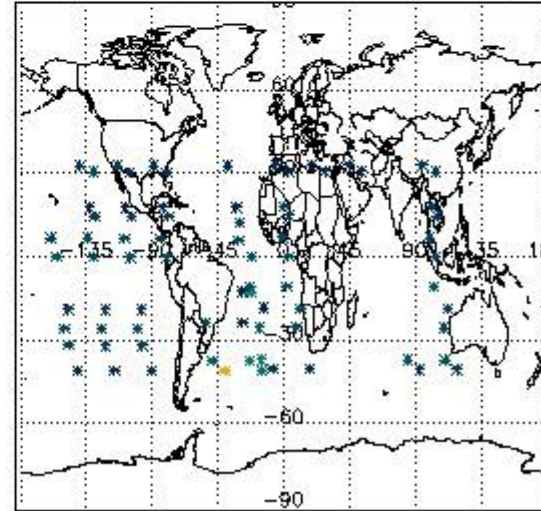
Percentage of flagged data per H2O profile



Percentage of flagged data per NO2 profile



Percentage of flagged data per NO3 profile

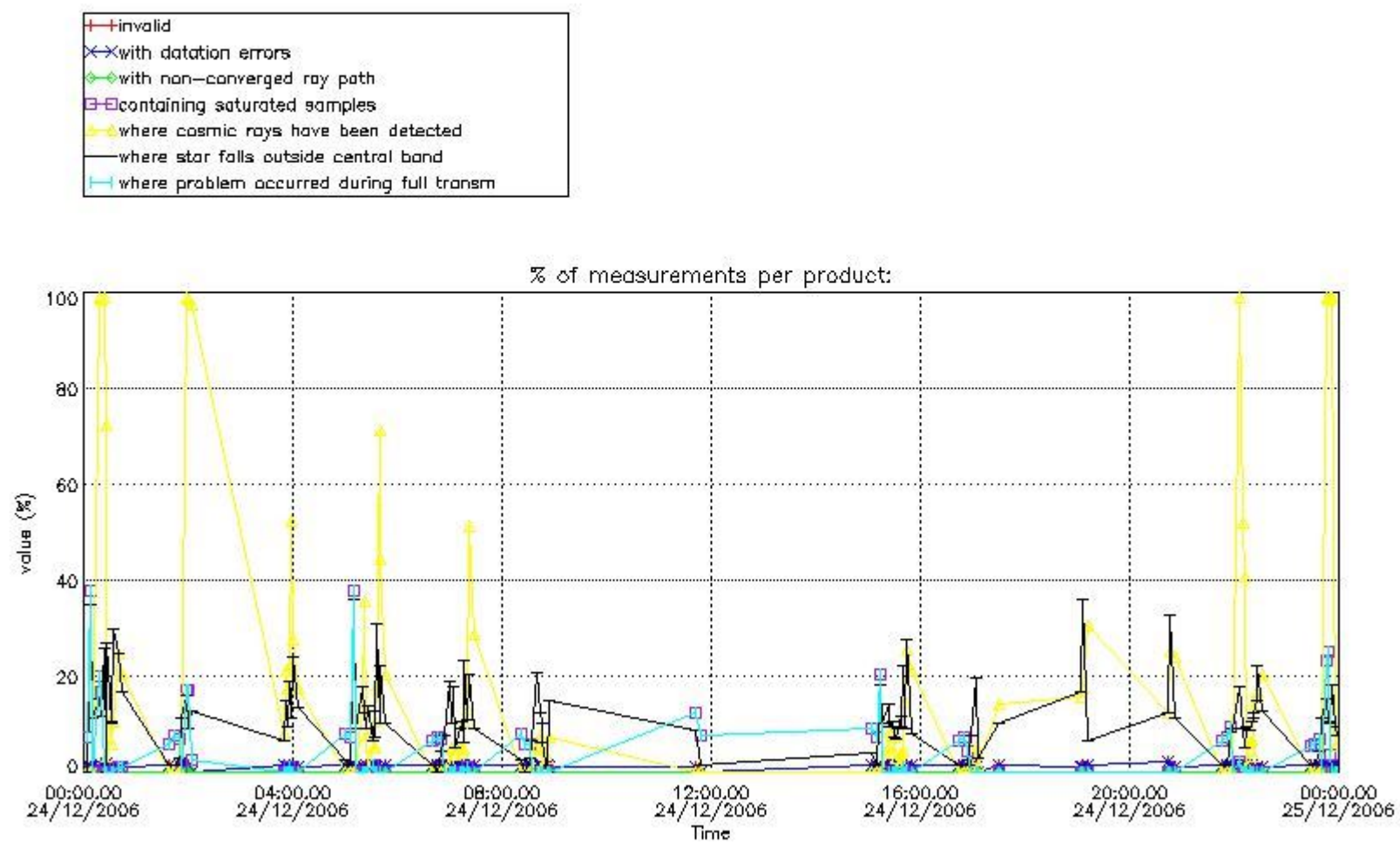


4. Level 1 quality information per product

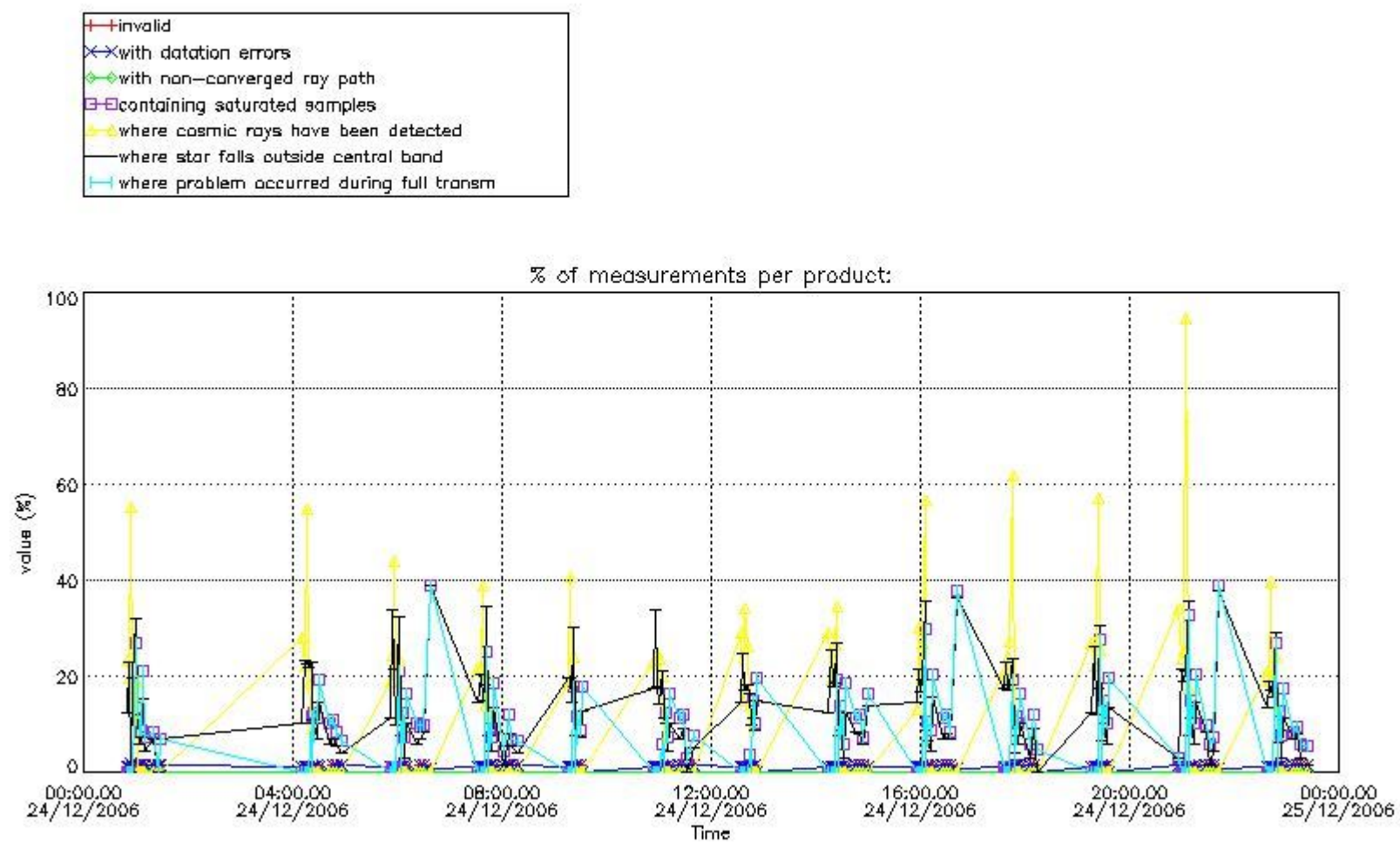
In this section it is plotted some information contained in the Quality Summary data set of the level 2 products that comes from the level 1b processing. Products without errors (error flag in the MPH set to "0") are used.

4.1 Plot quality information per product (time dependant) coming from level 1b processing

4.1.1 Plot level 1 quality information per product (time dependant): ENVISAT ASCENDING passes



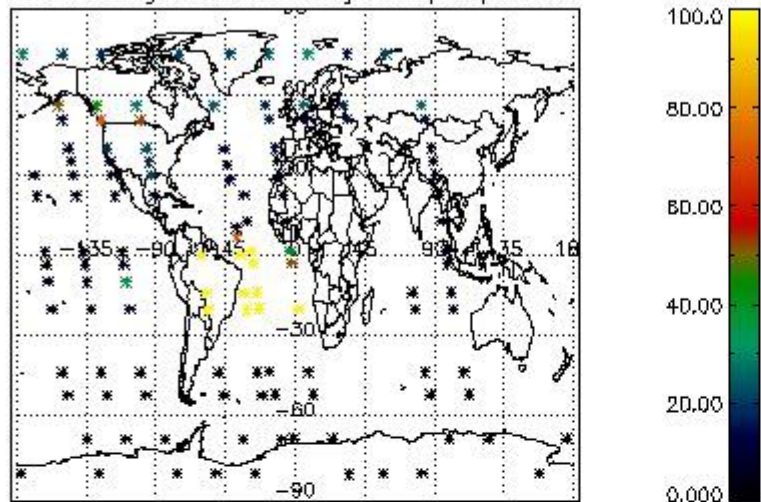
4.1.2 Plot level 1 quality information per product (time dependant): ENVI SAT DESCENDING passes



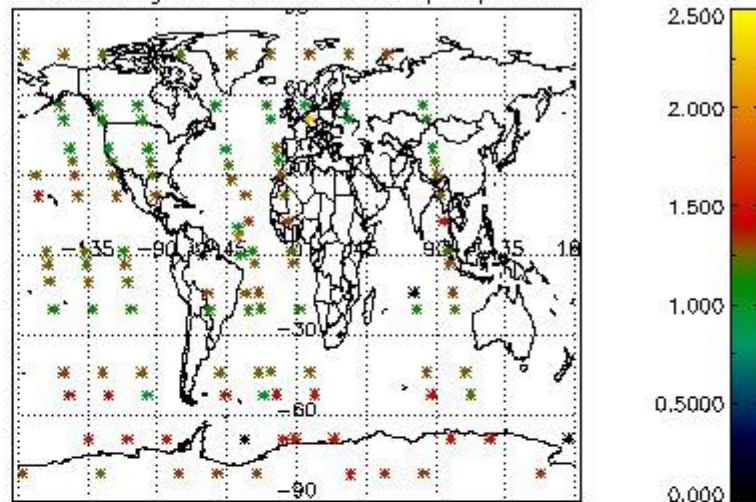
4.2 Plot quality information per product coming from level 1b processing (world map)

4.2.1 Plot level 1 quality information per product (world map): ENVISAT ASCENDING passes

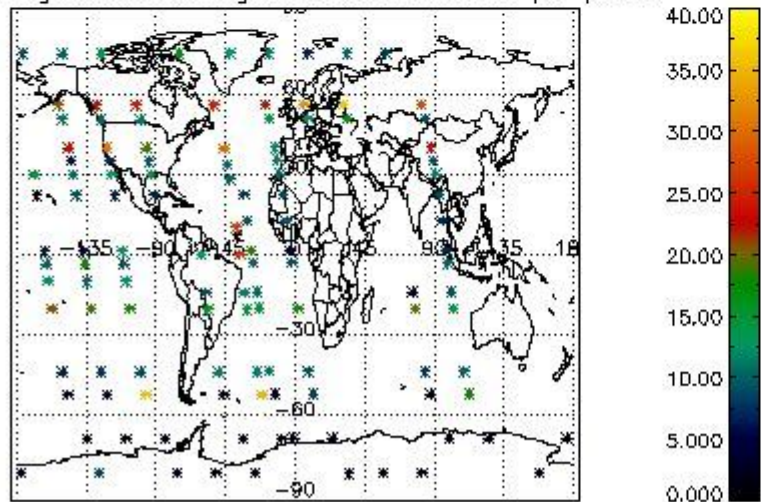
Percentage of cosmic ray hits per profile



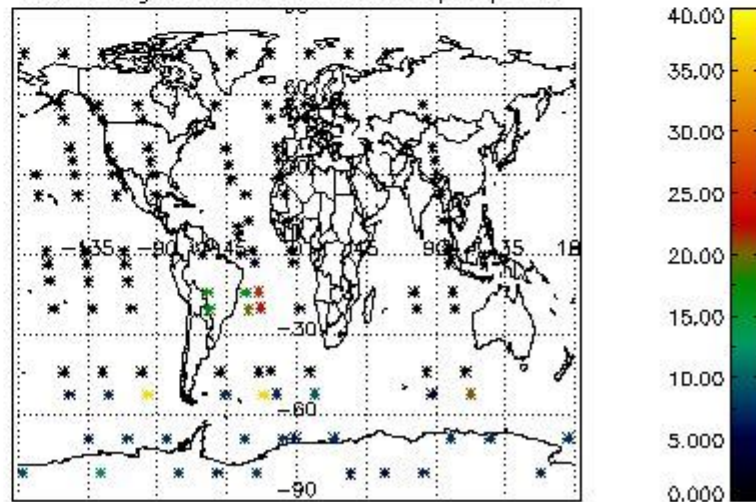
Percentage of datation errors per profile



Percentage of star falling outside central band per profile

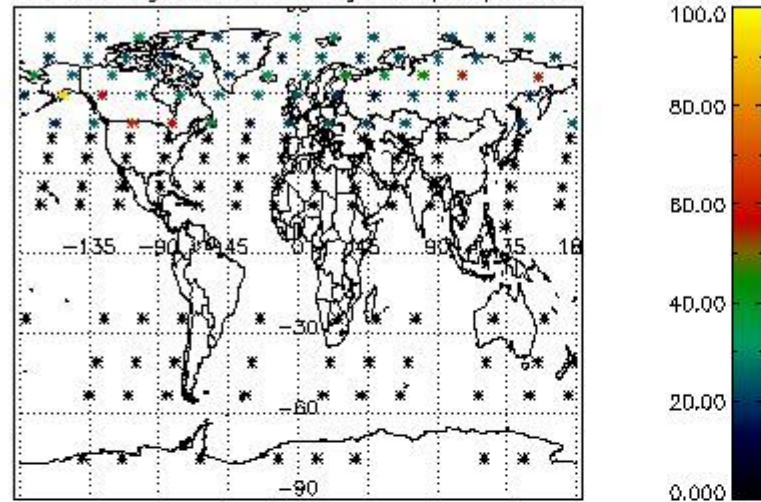


Percentage of saturation errors per profile

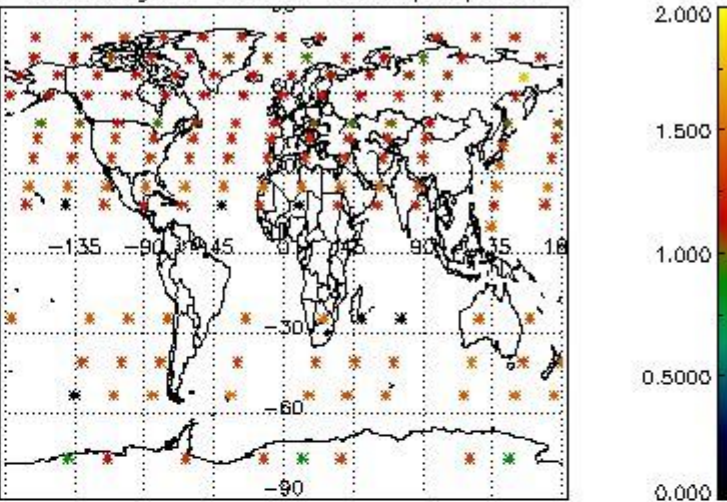


4.2.2 Plot level 1 quality information per product (world map): ENVISAT DESCENDING passes

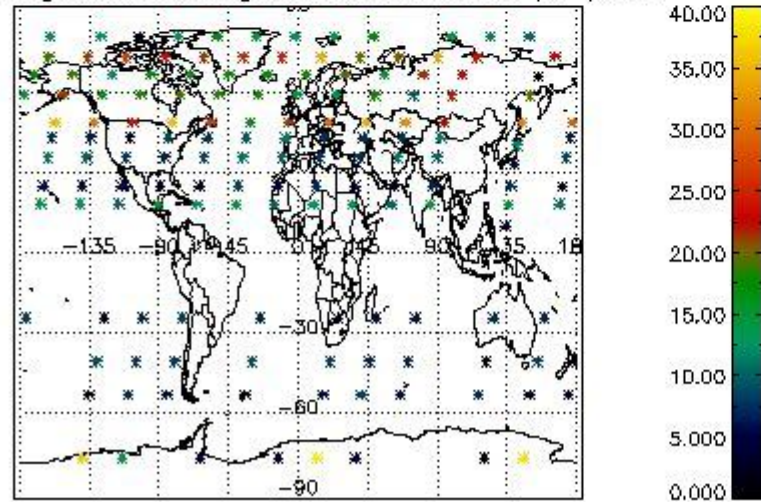
Percentage of cosmic ray hits per profile



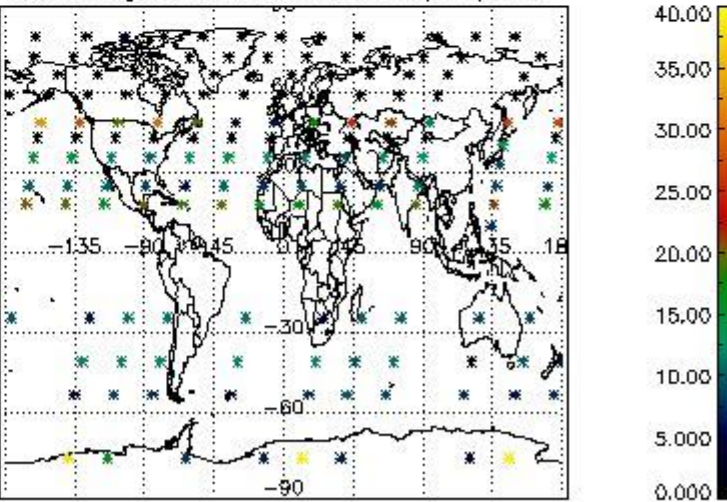
Percentage of datation errors per profile



Percentage of star falling outside central band per profile



Percentage of saturation errors per profile



5. Trace gas profiles

5.1 Ozone statistics based on quality of products

The final quality of the products can be "measured" using the STD (Standard Deviation) attached to every point profile. This information is written to the parameter GOM_NL__2P/NL_LOCAL_SPECIES_DENSITY/o3_std of the level 2 products. The table below shows the statistics for given STD ranges.

The statistics are given with respect to the overall valid production:

- Products without fatal errors: GOM_NL__2P/MPH/PRODUCT_ERR=0
- Valid point profile: GOM_NL__2P/NL_LOCAL_SPECIES_DENSITY/pcd(0)=0

The 'Criteria' is applied to valid points of dark limb products:

- Products in dark limb illumination condition: GOM_NL__2P/NL_SUMMARY_QUALITY/obs_ill_cond=0
- Products without fatal errors: GOM_NL__2P/MPH/PRODUCT_ERR=0
- Valid point profile: GOM_NL__2P/NL_LOCAL_SPECIES_DENSITY/pcd(0)=0

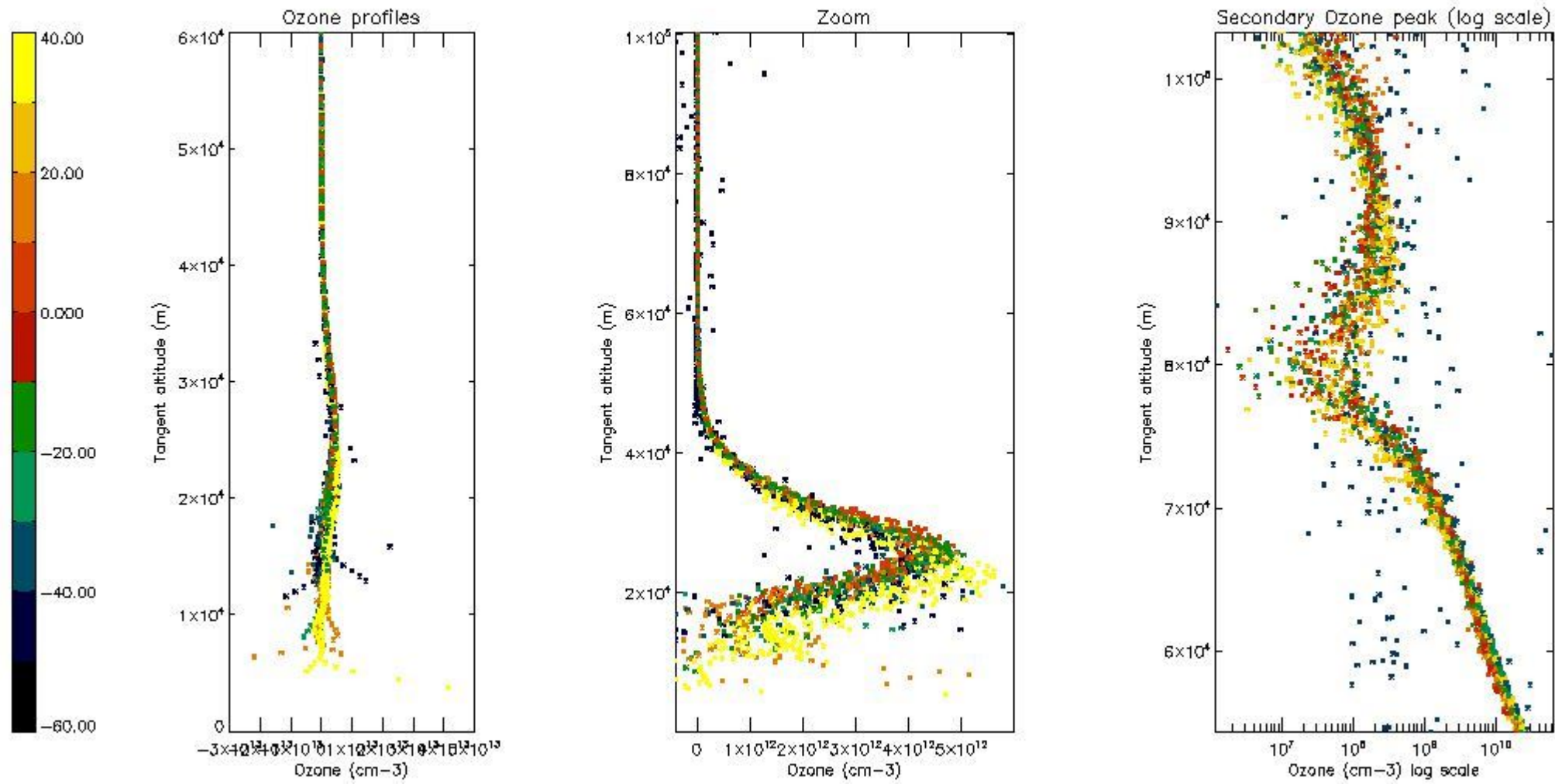
So, the table below shows the percentage of dark limb and valid observations for each criteria with respect to the overall valid daily observations.

Criteria	% of total production
All STD	29
STD < 20	17

STD < 10	14
STD < 5	9

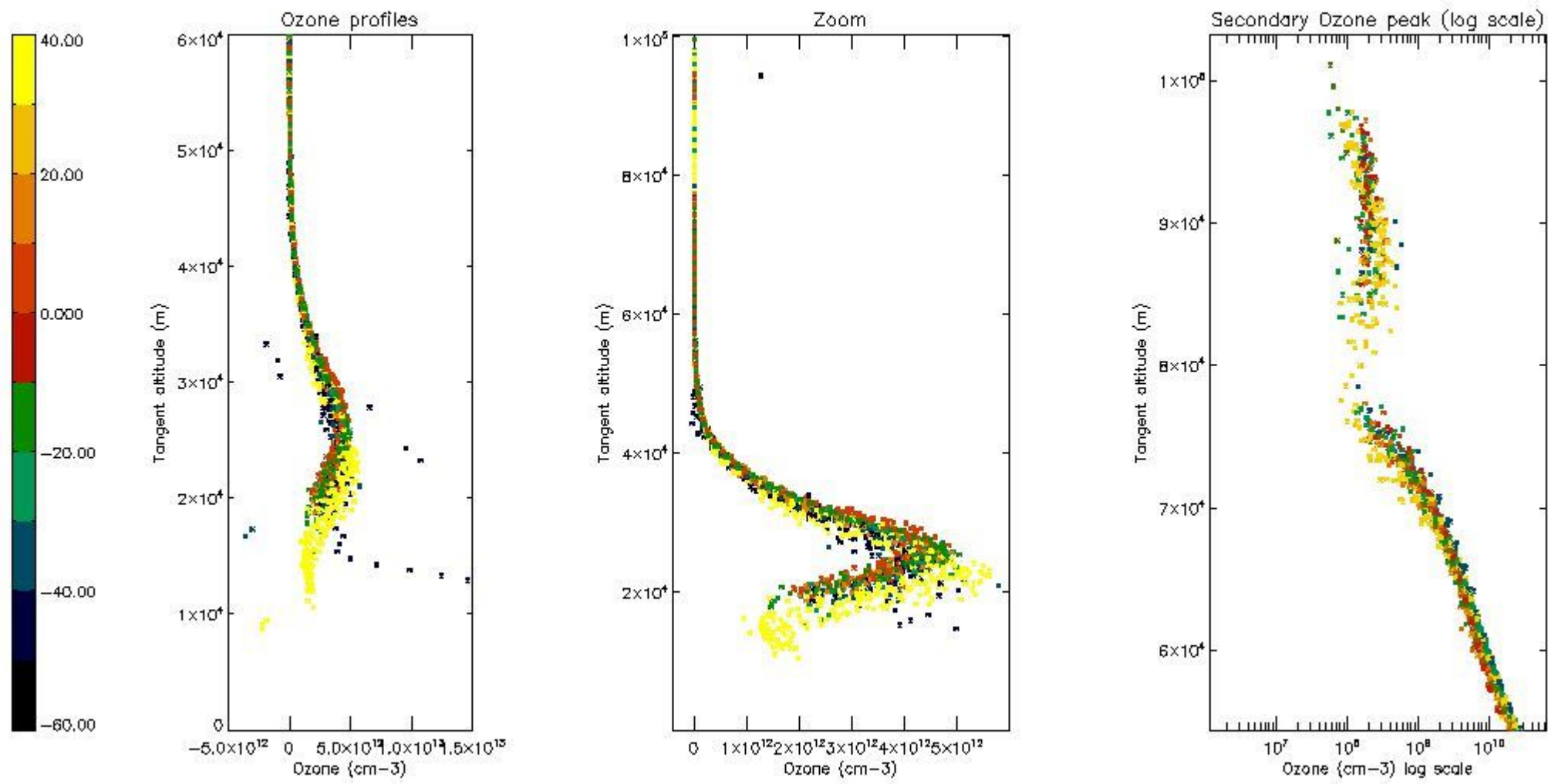
5.2 Plot ozone profiles for all STD (dark without errors)

The colorbar represents the latitude.



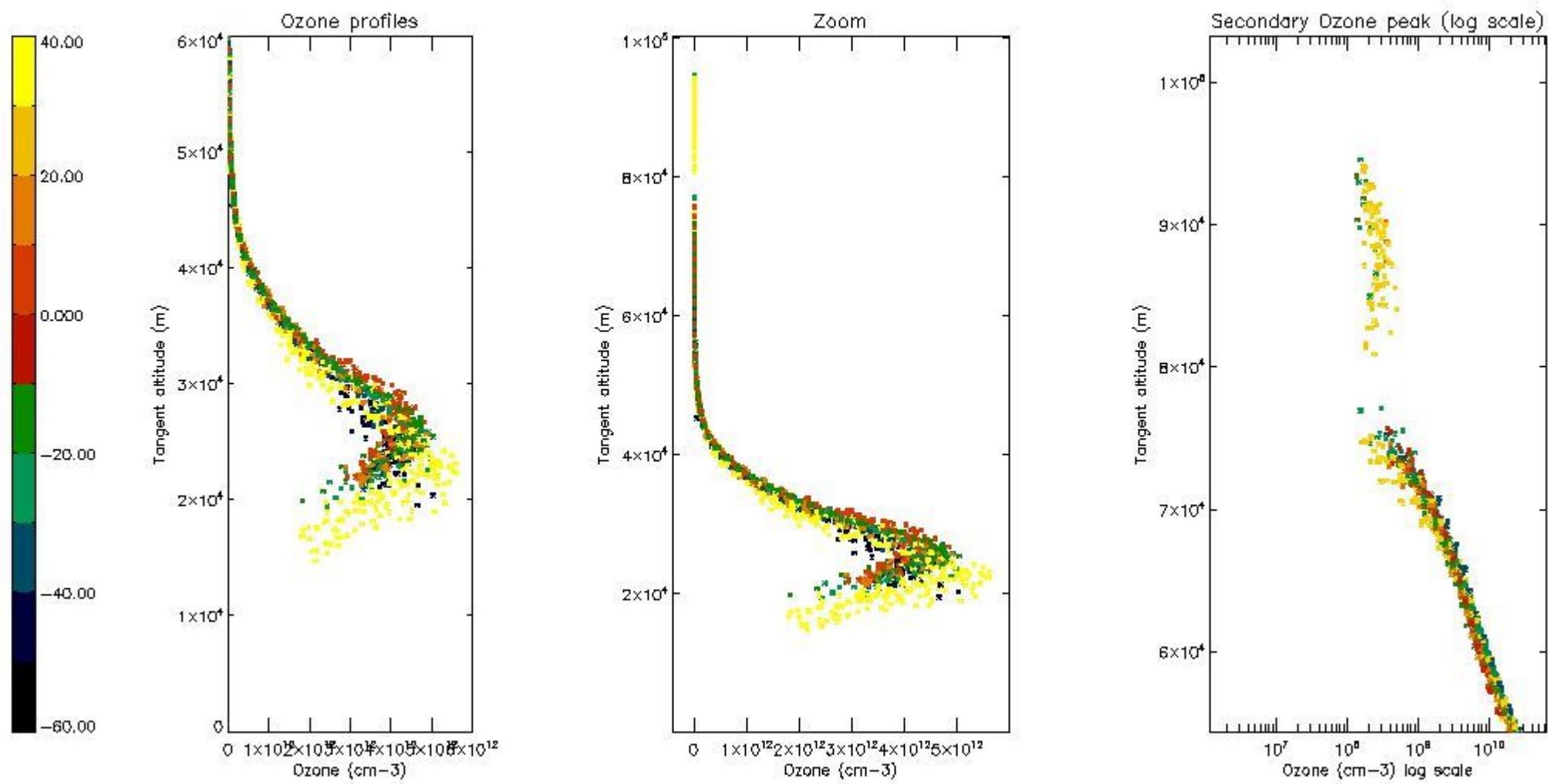
5.3 Plot ozone profiles where STD < 20% (dark without errors)

The colorbar represents the latitude.



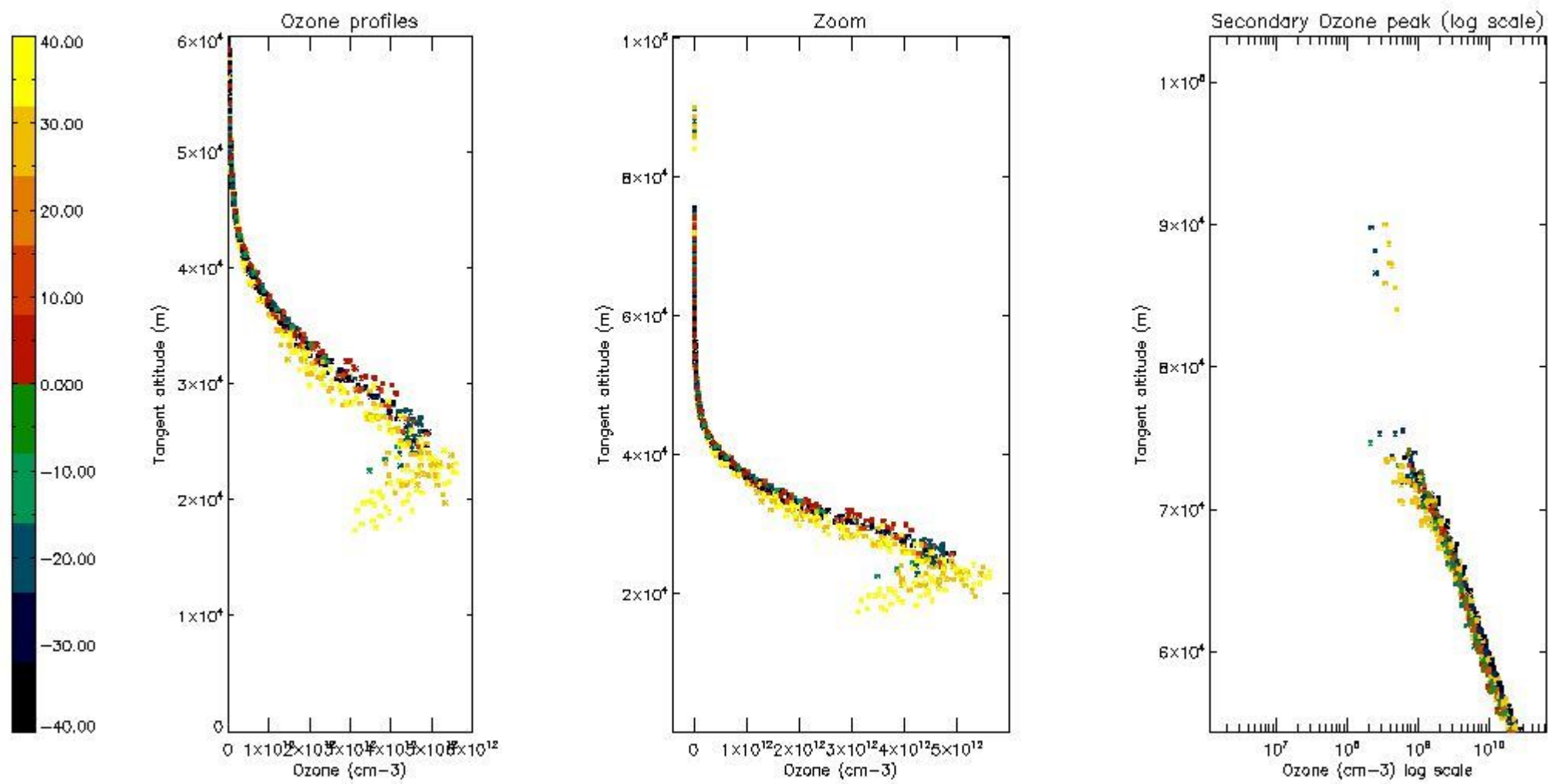
5.4 Plot ozone profiles where STD < 10% (dark without errors)

The colorbar represents the latitude.



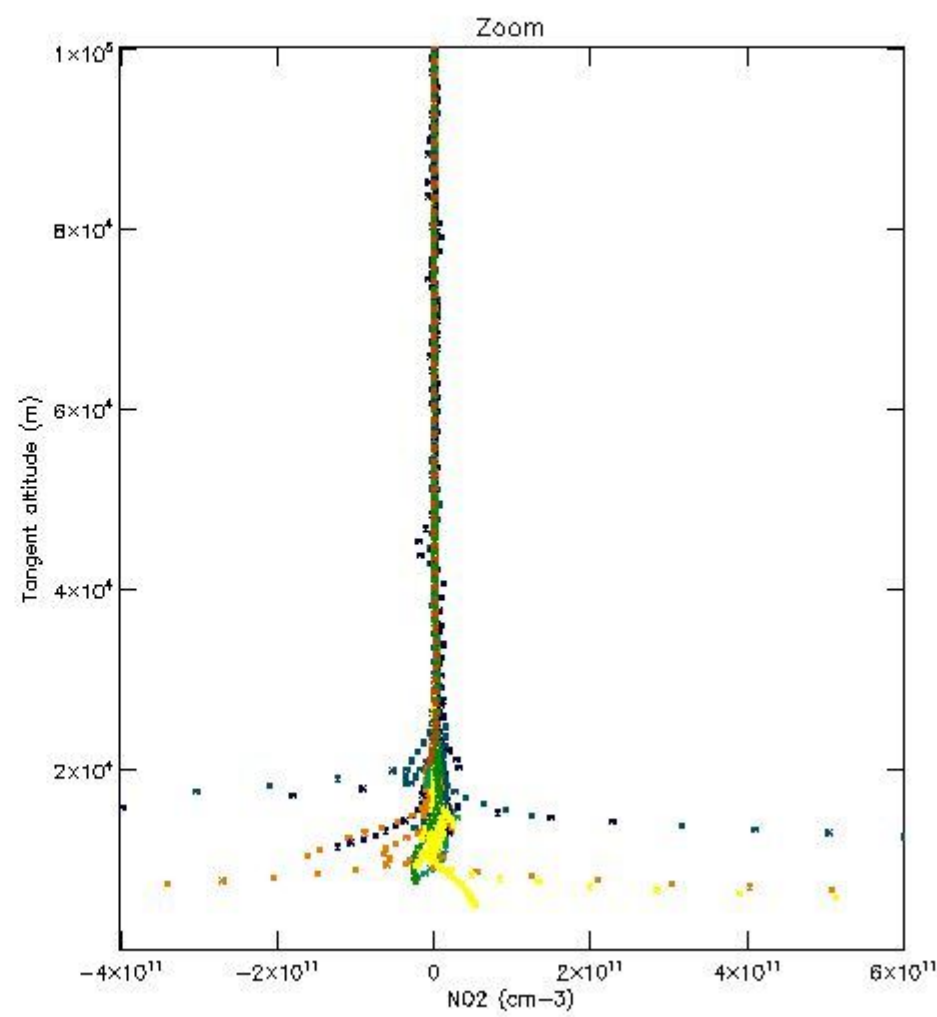
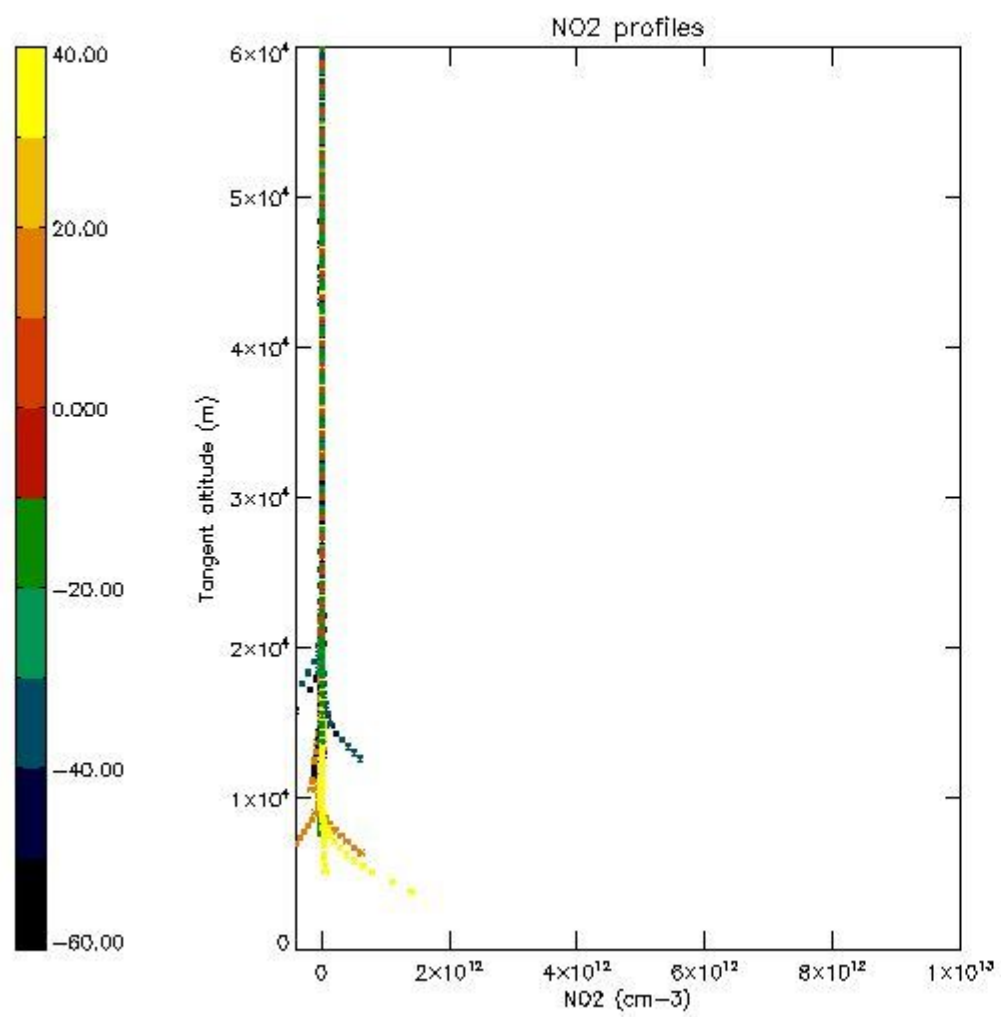
5.5 Plot ozone profiles where STD < 5% (dark without errors)

The colorbar represents the latitude.



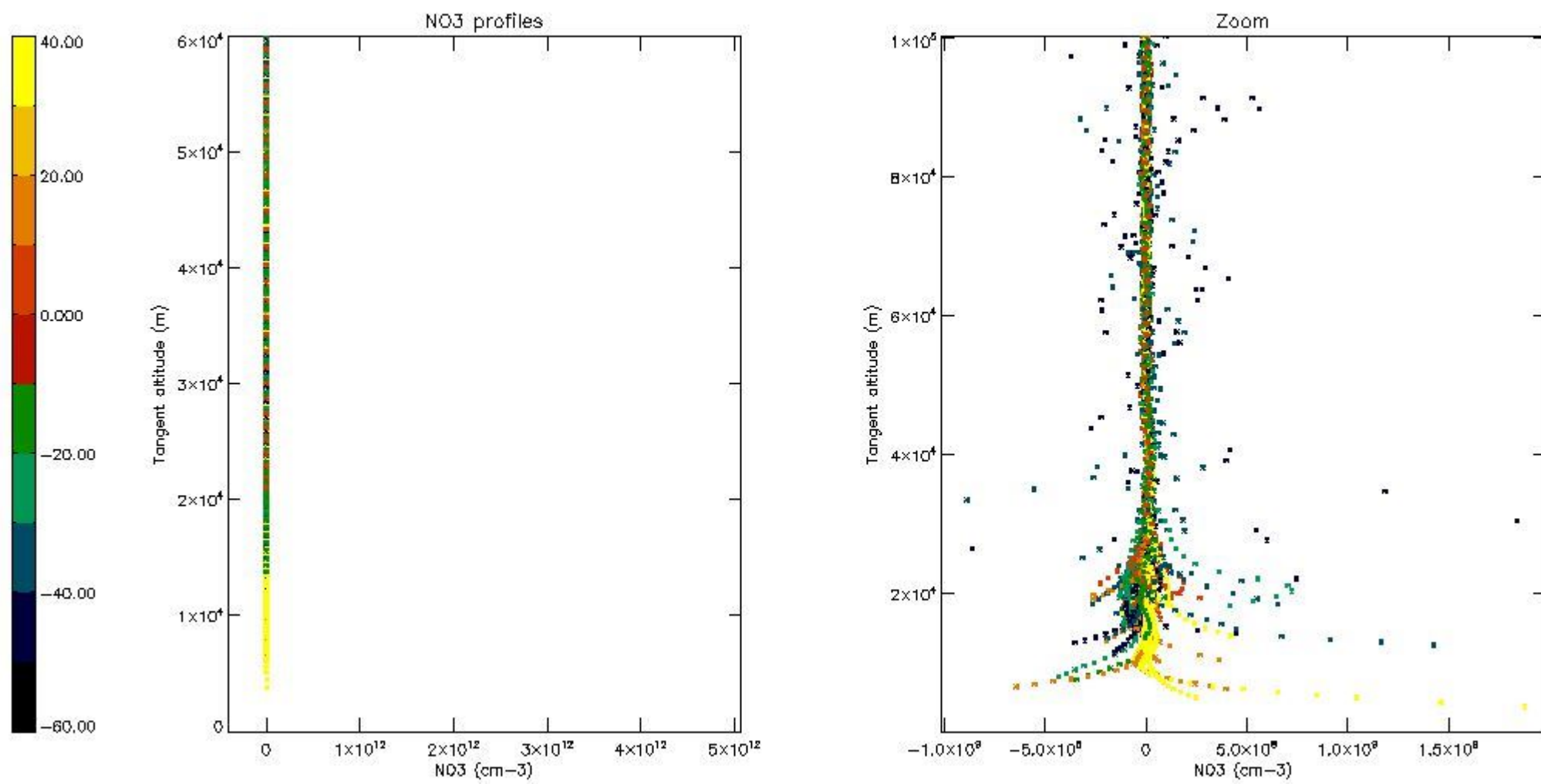
5.6 Plot NO₂ profiles for all STD (dark without errors)

The colorbar represents the latitude.



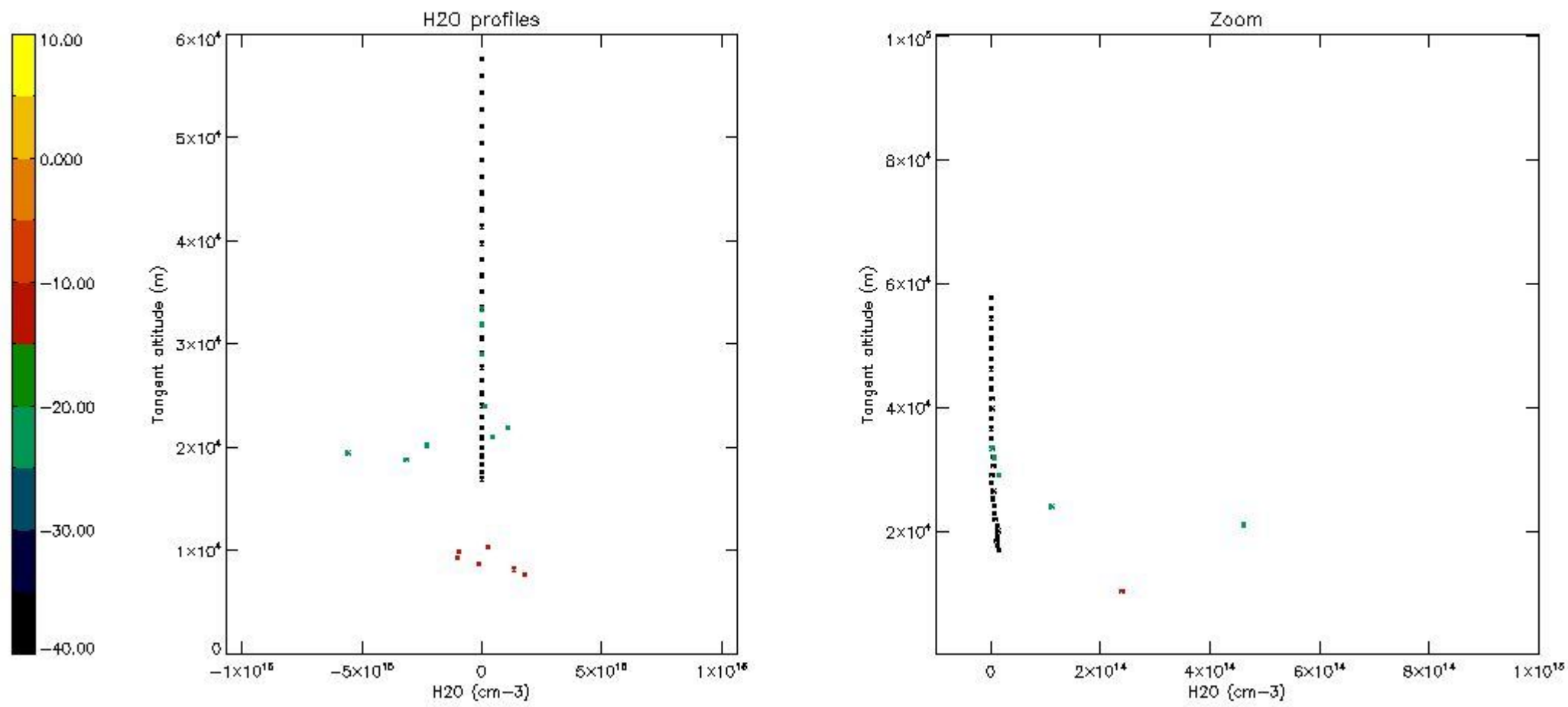
5.7 Plot NO3 profiles for all STD (dark without errors)

The colorbar represents the latitude.



5.8 Plot H2O profiles for all STD (only for occultations of stars 1,2,3,4,13,14,16,26,63 dark without errors)

The colorbar represents the latitude.



6. Auxiliary Data Files used for the production reported in section 2

The number reported in the third column indicates since which file (see list in section 2) the corresponding auxiliary file has been used. The fourth column is the date of those product files.

Type	Auxiliary Filename	Used since product	Used since product date
INST_PHYS_CHARACTERISTICS	GOM_INS_AXVIEC20091111_143220_20030716_120000_20500101_000000	1	24-DEC-2006 00:03:43
LEVEL-2_PROC_CONFIG	GOM_PR2_AXVIEC20091111_152718_20020301_000000_20500101_000000	1	24-DEC-2006 00:03:43
CROSS_SECTIONS_FILE	GOM_CRS_AXVIEC20091111_154832_20020301_000000_20500101_000000	1	24-DEC-2006 00:03:43

GOMOS Level 2 Daily Report

SUMMARY

[1. General Info](#)

[2. Summary of processed GOM_NL_2P products](#)

[3. Level 2 Quality information per product](#)

[3.1 Plot of level 2 quality information per product \(time dependant\)](#)

[3.2 Plot of level 2 quality information per product \(world map\)](#)

[4. Level 1 Quality information per product \(stored on level 2 products\)](#)

[4.1 Plot of level 1 quality information per product \(time dependant\)](#)

[4.1.1 Plot of level 1 quality information per product \(time dependant\): ASCENDING](#)

[4.1.2 Plot of level 1 quality information per product \(time dependant\): DESCENDING](#)

[4.2 Plot of level 1 quality information per product \(world map\)](#)

[4.2.1 Plot of level 1 quality information per product \(world map\): ASCENDING](#)

[4.2.2 Plot of level 1 quality information per product \(world map\): DESCENDING](#)

[5. Ozone profiles based on quality statistics and other trace gas profiles](#)

[5.1 Ozone statistics based on quality of products](#)

[5.2 Plot ozone profiles for all STD \(dark without errors\)](#)

[5.3 Plot ozone profiles where STD < 20% \(dark without errors\)](#)

[5.4. Plot ozone profiles where STD < 10% \(dark without errors\)](#)

[5.5. Plot ozone profiles where STD < 5% \(dark without errors\)](#)

[5.6 Plot NO2 profiles for all STD \(dark without errors\)](#)

[5.7 Plot NO3 profiles for all STD \(dark without errors\)](#)

[5.8 Plot H2O profiles \(only for occultations of stars 1,2,3,4,13,14,16,26,63 dark without errors\) for all STD](#)

[6. Auxiliary Data Files used for the production reported in section 2](#)

This report presents the daily analysis on parameters extracted from GOMOS level 2 data (GOM_NL__2P). It is intended to monitor some important parameters that will impact the quality of these products. A list of level 2 products (and content) that have arrived during the reporting day to the PCF is also given.

Item	Value
Time of report generation	24APR2013 06:54:36
Data source version	GOMOS/6.01
Start time of products	24-12-2006 (24DEC2006 00:00:00)
Stop time of products	25-12-2006 (25DEC2006 00:00:00)
Store outputs in DB	Yes
Nb of level 2 prods	278
Nb of prods with errors	0

2. Summary of processed GOM_NL__2P products.

Nr	Filename	UTC Start time	Limb	Duration	Star Id	Star Name	Star Mag	Star Temp	Nb Meas	Orbit	Prod. error
1	GOM_NL__2PRFIN20061224_000343_000000342054_00073_25177_0761.N1	24-DEC-2006 00:03:43	Bright	34.000	102	24Alp Ser	2.6000	4250.0	68	25177	No
2	GOM_NL__2PRFIN20061224_000832_000000532054_00073_25177_0762.N1	24-DEC-2006 00:08:32	Bright	53.000	104	27Bet Lib	2.6140	13100.	106	25177	No
3	GOM_NL__2PRFIN20061224_001057_000000402054_00073_25177_0763.N1	24-DEC-2006 00:10:57	Bright	39.500	122	9Alp2Lib	2.7470	9700.0	79	25177	No
4	GOM_NL__2PRFIN20061224_001735_000000432054_00073_25177_0764.N1	24-DEC-2006 00:17:35	Dark	42.500	54	5The Cen	2.0550	4500.0	85	25177	No
5	GOM_NL__2PRFIN20061224_001921_000000392054_00073_25177_0765.N1	24-DEC-2006 00:19:21	Dark	39.000	78	Alp Lup	2.3040	28000.	78	25177	No
6	GOM_NL__2PRFIN20061224_002316_000000472054_00074_25178_0766.N1	24-DEC-2006 00:23:16	Dark	46.500	10	Bet Cen	0.61000	28000.	93	25178	No
7	GOM_NL__2PRFIN20061224_002520_000000272054_00074_25178_0742.N1	24-DEC-2006 00:25:20	Dark	27.000	99	Del Cen	2.5750	26000.	54	25178	No
8	GOM_NL__2PRFIN20061224_002611_000000492054_00074_25178_0743.N1	24-DEC-2006 00:26:11	Dark	48.500	12	Alp1Cru	0.77500	30000.	97	25178	No
9	GOM_NL__2PRFIN20061224_003111_000000402054_00074_25178_0744.N1	24-DEC-2006 00:31:11	Dark	39.500	159	Ups Car	2.9200	7200.0	79	25178	No
10	GOM_NL__2PRFIN20061224_003244_000000422054_00074_25178_0745.N1	24-DEC-2006 00:32:44	Dark	42.000	71	lot Car	2.2460	7700.0	84	25178	No
11	GOM_NL__2PRFIN20061224_003430_000000522054_00074_25178_0746.N1	24-DEC-2006 00:34:30	Dark	52.000	41	Eps Car	1.8600	4100.0	104	25178	No
12	GOM_NL__2PRFIN20061224_003904_000000472054_00074_25178_0747.N1	24-DEC-2006 00:39:04	Dark	46.500	2	Alp Car	-0.73600	7000.0	93	25178	No
13	GOM_NL__2PRFIN20061224_004455_000000422054_00074_25178_0748.N1	24-DEC-2006 00:44:55	Straylight	41.500	108	Alp Col	2.6520	15200.	83	25178	No
14	GOM_NL__2PRFIN20061224_004940_000000412054_00074_25178_0749.N1	24-DEC-2006 00:49:40	Straylight	41.000	101	11Alp Lep	2.5820	7000.0	82	25178	No
15	GOM_NL__2PRFIN20061224_005237_000000462054_00074_25178_0750.N1	24-DEC-2006 00:52:37	Straylight	45.500	7	19Bet Ori	0.10000	14000.	91	25178	No
16	GOM_NL__2PRFIN20061224_005455_000000282054_00074_25178_0751.N1	24-DEC-2006 00:54:55	Straylight	28.000	72	34Del Ori	2.2500	30000.	56	25178	No
17	GOM_NL__2PRFIN20061224_005654_000000462054_00074_25178_0752.N1	24-DEC-2006 00:56:54	Twilight_stray	45.500	27	24Gam Ori	1.6360	26000.	91	25178	No
18	GOM_NL__2PRFIN20061224_005949_000000502054_00074_25178_0753.N1	24-DEC-2006 00:59:49	Twilight_stray	50.000	13	87Alp Tau	0.86700	3800.0	100	25178	No
19	GOM_NL__2PRFIN20061224_010216_000000372054_00074_25178_0754.N1	24-DEC-2006 01:02:16	Bright	37.000	146	25Eta Tau	2.8730	15200.	74	25178	No
20	GOM_NL__2PRFIN20061224_010420_000000352054_00074_25178_0755.N1	24-DEC-2006 01:04:20	Bright	34.500	150	44Zet Per	2.8900	28000.	69	25178	No
21	GOM_NL__2PRFIN20061224_010633_000000352054_00074_25178_0756.N1	24-DEC-2006 01:06:33	Bright	34.500	149	45Eps Per	2.8880	30000.	69	25178	No
22	GOM_NL__2PRFIN20061224_010830_000000432054_00074_25178_0757.N1	24-DEC-2006 01:08:30	Bright	42.500	6	13Alp Aur	0.080000	3400.0	85	25178	No
23	GOM_NL__2PRFIN20061224_011045_000000352054_00074_25178_0758.N1	24-DEC-2006 01:10:45	Bright	34.500	160	23Gam Per	2.9300	4700.0	69	25178	No
24	GOM_NL__2PRFIN20061224_012022_000000362054_00074_25178_0759.N1	24-DEC-2006 01:20:22	Bright	35.500	49	1Alp UMi	1.9900	6300.0	71	25178	No
25	GOM_NL__2PRFIN20061224_012500_000000332054_00074_25178_0760.N1	24-DEC-2006 01:25:00	Bright	33.000	60	7Bet UMi	2.0810	3950.0	66	25178	No
26	GOM_NL__2PRFIN20061224_012833_000000362054_00074_25178_0761.N1	24-DEC-2006 01:28:33	Bright	35.500	119	14Eta Dra	2.7270	4700.0	71	25178	No
27	GOM_NL__2PRFIN20061224_013845_000000342054_00074_25178_0762.N1	24-DEC-2006 01:38:45	Bright	34.000	67	5Alp CrB	2.2210	11000.	68	25178	No
28	GOM_NL__2PRFIN20061224_014419_000000342054_00074_25178_0763.N1	24-DEC-2006 01:44:19	Bright	33.500	102	24Alp Ser	2.6000	4250.0	67	25178	No
29	GOM_NL__2PRFIN20061224_014909_000000362054_00074_25178_0764.N1	24-DEC-2006 01:49:09	Bright	35.500	104	27Bet Lib	2.6140	13100.	71	25178	No
30	GOM_NL__2PRFIN20061224_015133_000000402054_00074_25178_0765.N1	24-DEC-2006 01:51:33	Bright	39.500	122	9Alp2Lib	2.7470	9700.0	79	25178	No
31	GOM_NL__2PRFIN20061224_015811_000000442054_00074_25178_0766.N1	24-DEC-2006 01:58:11	Dark	43.500	54	5The Cen	2.0550	4500.0	87	25178	No
32	GOM_NL__2PRFIN20061224_015957_000000382054_00074_25178_0767.N1	24-DEC-2006 01:59:57	Dark	38.000	78	Alp Lup	2.3040	28000.	76	25178	No
33	GOM_NL__2PRFIN20061224_020353_000000392054_00075_25179_0768.N1	24-DEC-2006 02:03:53	Dark	39.000	10	Bet Cen	0.61000	28000.	78	25179	No
34	GOM_NL__2PRFIN20061224_035042_000000382054_00076_25180_0743.N1	24-DEC-2006 03:50:42	Dark	37.500	124	The Car	2.7640	30000.	75	25180	No
35	GOM_NL__2PRFIN20061224_035256_000000412054_00076_25180_0744.N1	24-DEC-2006 03:52:56	Dark	40.500	29	Bet Car	1.6720	10200.	81	25180	No
36	GOM_NL__2PRFIN20061224_035419_000000432054_00076_25180_0745.N1	24-DEC-2006 03:54:19	Dark	43.000	91	Kap Vel	2.4900	26000.	86	25180	No
37	GOM_NL__2PRFIN20061224_035543_000000452054_00076_25180_0746.N1	24-DEC-2006 03:55:43	Dark	45.000	41	Eps Car	1.8600	4100.0	90	25180	No
38	GOM_NL__2PRFIN20061224_035843_000000452054_00076_25180_0747.N1	24-DEC-2006 03:58:43	Dark	45.000	34	Gam2Vel	1.7930	23000.	90	25180	No
39	GOM_NL__2PRFIN20061224_040016_000000462054_00076_25180_0748.N1	24-DEC-2006 04:00:16	Dark	45.500	2	Alp Car	-0.73600	7000.0	91	25180	No
40	GOM_NL__2PRFIN20061224_040607_000000412054_00076_25180_0749.N1	24-DEC-2006 04:06:07	Straylight	40.500	108	Alp Col	2.6520	15200.	81	25180	No
41	GOM_NL__2PRFIN20061224_041053_000000402054_00076_25180_0750.N1	24-DEC-2006 04:10:53	Straylight	39.500	101	11Alp Lep	2.5820	7000.0	79	25180	No
42	GOM_NL__2PRFIN20061224_041349_000000452054_00076_25180_0751.N1	24-DEC-2006 04:13:49	Straylight	45.000	7	19Bet Ori	0.10000	14000.	90	25180	No

43	GOM_NL__2PRFIN20061224_041551_000000472054_00076_25180_0752.N1	24-DEC-2006 04:15:51	Straylight	46.500	30	46Eps Ori	1.6940	30000.	93	25180	No
44	GOM_NL__2PRFIN20061224_041806_000000462054_00076_25180_0753.N1	24-DEC-2006 04:18:06	Twi_and_stray	46.000	27	24Gam Ori	1.6360	26000.	92	25180	No
45	GOM_NL__2PRFIN20061224_042101_000000442054_00076_25180_0754.N1	24-DEC-2006 04:21:01	Twi_and_stray	43.500	13	87Alp Tau	0.86700	3800.0	87	25180	No
46	GOM_NL__2PRFIN20061224_042241_000000422054_00076_25180_0755.N1	24-DEC-2006 04:22:41	Bright	41.500	176	23Zet Tau	3.0200	22000.	83	25180	No
47	GOM_NL__2PRFIN20061224_042446_000000402054_00076_25180_0756.N1	24-DEC-2006 04:24:46	Bright	40.000	28	12Bet Tau	1.6500	15200.	80	25180	No
48	GOM_NL__2PRFIN20061224_042745_000000362054_00076_25180_0757.N1	24-DEC-2006 04:27:45	Bright	35.500	149	45Eps Per	2.8880	30000.	71	25180	No
49	GOM_NL__2PRFIN20061224_042942_000000422054_00076_25180_0758.N1	24-DEC-2006 04:29:42	Bright	41.500	6	13Alp Aur	0.080000	3400.0	83	25180	No
50	GOM_NL__2PRFIN20061224_044134_000000352054_00076_25180_0759.N1	24-DEC-2006 04:41:34	Bright	34.500	49	1Alp UMi	1.9900	6300.0	69	25180	No
51	GOM_NL__2PRFIN20061224_044612_000000372054_00076_25180_0760.N1	24-DEC-2006 04:46:12	Bright	37.000	60	7Bet UMi	2.0810	3950.0	74	25180	No
52	GOM_NL__2PRFIN20061224_044945_000000362054_00076_25180_0761.N1	24-DEC-2006 04:49:45	Bright	35.500	119	14Eta Dra	2.7270	4700.0	71	25180	No
53	GOM_NL__2PRFIN20061224_045659_000000382054_00076_25180_0762.N1	24-DEC-2006 04:56:59	Bright	38.000	180	27Gam Boo	3.0400	8000.0	76	25180	No
54	GOM_NL__2PRFIN20061224_050023_000000382054_00076_25180_0763.N1	24-DEC-2006 05:00:23	Bright	38.000	83		2.3780	11000.	76	25180	No
55	GOM_NL__2PRFIN20061224_050532_000000342054_00076_25180_0764.N1	24-DEC-2006 05:05:32	Bright	34.000	102	24Alp Ser	2.6000	4250.0	68	25180	No
56	GOM_NL__2PRFIN20061224_051021_000000532054_00076_25180_0765.N1	24-DEC-2006 05:10:21	Bright	53.000	104	27Bet Lib	2.6140	13100.	106	25180	No
57	GOM_NL__2PRFIN20061224_051246_000000392054_00076_25180_0766.N1	24-DEC-2006 05:12:46	Bright	39.000	122	9Alp2Lib	2.7470	9700.0	78	25180	No
58	GOM_NL__2PRFIN20061224_051925_000000452054_00076_25180_0767.N1	24-DEC-2006 05:19:25	Dark	44.500	54	5The Cen	2.0550	4500.0	89	25180	No
59	GOM_NL__2PRFIN20061224_052220_000000412054_00076_25180_0768.N1	24-DEC-2006 05:22:20	Dark	40.500	95	Zet Cen	2.5450	26000.	81	25180	No
60	GOM_NL__2PRFIN20061224_052409_000000392054_00076_25180_0769.N1	24-DEC-2006 05:24:09	Dark	38.500	77	Eps Cen	2.3030	28000.	77	25180	No
61	GOM_NL__2PRFIN20061224_052526_000000442054_00077_25181_0743.N1	24-DEC-2006 05:25:26	Dark	44.000	64	Gam Cen	2.2000	10600.	88	25181	No
62	GOM_NL__2PRFIN20061224_053118_000000382054_00077_25181_0744.N1	24-DEC-2006 05:31:18	Dark	38.000	124	The Car	2.7640	30000.	76	25181	No
63	GOM_NL__2PRFIN20061224_053332_000000402054_00077_25181_0745.N1	24-DEC-2006 05:33:32	Dark	39.500	29	Bet Car	1.6720	10200.	79	25181	No
64	GOM_NL__2PRFIN20061224_053456_000000422054_00077_25181_0746.N1	24-DEC-2006 05:34:56	Dark	42.000	91	Kap Vel	2.4900	26000.	84	25181	No
65	GOM_NL__2PRFIN20061224_053619_000000522054_00077_25181_0747.N1	24-DEC-2006 05:36:19	Dark	52.000	41	Eps Car	1.8600	4100.0	104	25181	No
66	GOM_NL__2PRFIN20061224_053920_000000452054_00077_25181_0748.N1	24-DEC-2006 05:39:20	Dark	45.000	34	Gam2Vel	1.7930	23000.	90	25181	No
67	GOM_NL__2PRFIN20061224_054053_000000452054_00077_25181_0749.N1	24-DEC-2006 05:40:53	Dark	45.000	2	Alp Car	-0.73600	7000.0	90	25181	No
68	GOM_NL__2PRFIN20061224_054643_000000392054_00077_25181_0750.N1	24-DEC-2006 05:46:43	Straylight	39.000	108	Alp Col	2.6520	15200.	78	25181	No
69	GOM_NL__2PRFIN20061224_055129_000000402054_00077_25181_0751.N1	24-DEC-2006 05:51:29	Straylight	39.500	101	11Alp Lep	2.5820	7000.0	79	25181	No
70	GOM_NL__2PRFIN20061224_055425_000000532054_00077_25181_0752.N1	24-DEC-2006 05:54:25	Straylight	53.000	7	19Bet Ori	0.10000	14000.	106	25181	No
71	GOM_NL__2PRFIN20061224_055627_000000472054_00077_25181_0753.N1	24-DEC-2006 05:56:27	Straylight	46.500	30	46Eps Ori	1.6940	30000.	93	25181	No
72	GOM_NL__2PRFIN20061224_055842_000000412054_00077_25181_0754.N1	24-DEC-2006 05:58:42	Twi_and_stray	40.500	27	24Gam Ori	1.6360	26000.	81	25181	No
73	GOM_NL__2PRFIN20061224_060137_000000502054_00077_25181_0755.N1	24-DEC-2006 06:01:37	Twi_and_stray	49.500	13	87Alp Tau	0.86700	3800.0	99	25181	No
74	GOM_NL__2PRFIN20061224_060317_000000402054_00077_25181_0756.N1	24-DEC-2006 06:03:17	Bright	39.500	176	23Zet Tau	3.0200	22000.	79	25181	No
75	GOM_NL__2PRFIN20061224_060522_000000402054_00077_25181_0757.N1	24-DEC-2006 06:05:22	Bright	40.000	28	12Bet Tau	1.6500	15200.	80	25181	No
76	GOM_NL__2PRFIN20061224_060821_000000342054_00077_25181_0758.N1	24-DEC-2006 06:08:21	Bright	34.000	149	45Eps Per	2.8880	30000.	68	25181	No
77	GOM_NL__2PRFIN20061224_061017_000000402054_00077_25181_0759.N1	24-DEC-2006 06:10:17	Bright	39.500	6	13Alp Aur	0.080000	3400.0	79	25181	No
78	GOM_NL__2PRFIN20061224_062210_000000352054_00077_25181_0760.N1	24-DEC-2006 06:22:10	Bright	35.000	49	1Alp UMi	1.9900	6300.0	70	25181	No
79	GOM_NL__2PRFIN20061224_062648_000000372054_00077_25181_0761.N1	24-DEC-2006 06:26:48	Bright	37.000	60	7Bet UMi	2.0810	3950.0	74	25181	No
80	GOM_NL__2PRFIN20061224_063021_000000362054_00077_25181_0762.N1	24-DEC-2006 06:30:21	Bright	36.000	119	14Eta Dra	2.7270	4700.0	72	25181	No
81	GOM_NL__2PRFIN20061224_063735_000000582054_00077_25181_0763.N1	24-DEC-2006 06:37:35	Bright	58.000	180	27Gam Boo	3.0400	8000.0	116	25181	No
82	GOM_NL__2PRFIN20061224_064059_000000382054_00077_25181_0764.N1	24-DEC-2006 06:40:59	Bright	37.500	83		2.3780	11000.	75	25181	No
83	GOM_NL__2PRFIN20061224_064608_000000342054_00077_25181_0765.N1	24-DEC-2006 06:46:08	Bright	34.000	102	24Alp Ser	2.6000	4250.0	68	25181	No
84	GOM_NL__2PRFIN20061224_065058_000000362054_00077_25181_0766.N1	24-DEC-2006 06:50:58	Bright	35.500	104	27Bet Lib	2.6140	13100.	71	25181	No
85	GOM_NL__2PRFIN20061224_065323_000000392054_00077_25181_0767.N1	24-DEC-2006 06:53:23	Bright	38.500	122	9Alp2Lib	2.7470	9700.0	77	25181	No
86	GOM_NL__2PRFIN20061224_070001_000000452054_00077_25181_0768.N1	24-DEC-2006 07:00:01	Dark	45.000	54	5The Cen	2.0550	4500.0	90	25181	No
87	GOM_NL__2PRFIN20061224_070256_000000402054_00077_25181_0769.N1	24-DEC-2006 07:02:56	Dark	39.500	95	Zet Cen	2.5450	26000.	79	25181	No
88	GOM_NL__2PRFIN20061224_070445_000000422054_00077_25181_0770.N1	24-DEC-2006 07:04:45	Dark	42.000	77	Eps Cen	2.3030	28000.	84	25181	No
89	GOM_NL__2PRFIN20061224_070602_000000402054_00078_25182_0743.N1	24-DEC-2006 07:06:02	Dark	40.000	64	Gam Cen	2.2000	10600.	80	25182	No
90	GOM_NL__2PRFIN20061224_071155_000000392054_00078_25182_0744.N1	24-DEC-2006 07:11:55	Dark	38.500	124	The Car	2.7640	30000.	77	25182	No
91	GOM_NL__2PRFIN20061224_071408_000000382054_00078_25182_0745.N1	24-DEC-2006 07:14:08	Dark	38.000	29	Bet Car	1.6720	10200.	76	25182	No
92	GOM_NL__2PRFIN20061224_071533_000000422054_00078_25182_0746.N1	24-DEC-2006 07:15:33	Dark	41.500	91	Kap Vel	2.4900	26000.	83	25182	No
93	GOM_NL__2PRFIN20061224_071656_000000482054_00078_25182_0747.N1	24-DEC-2006 07:16:56	Dark	47.500	41	Eps Car	1.8600	4100.0	95	25182	No
94	GOM_NL__2PRFIN20061224_071956_000000462054_00078_25182_0748.N1	24-DEC-2006 07:19:56	Dark	45.500	34	Gam2Vel	1.7930	23000.	91	25182	No
95	GOM_NL__2PRFIN20061224_072129_000000442054_00078_25182_0749.N1	24-DEC-2006 07:21:29	Dark	44.000	2	Alp Car	-0.73600	7000.0	88	25182	No
96	GOM_NL__2PRFIN20061224_072720_000000392054_00078_25182_0750.N1	24-DEC-2006 07:27:20	Straylight	38.500	108	Alp Col	2.6520	15200.	77	25182	No
97	GOM_NL__2PRFIN20061224_073205_000000412054_00078_25182_0751.N1	24-DEC-2006 07:32:05	Straylight	41.000	101	11Alp Lep	2.5820	7000.0	82	25182	No
98	GOM_NL__2PRFIN20061224_073501_000000442054_00078_25182_0752.N1	24-DEC-2006 07:35:01	Straylight	44.000	7	19Bet Ori	0.10000	14000.	88	25182	No
99	GOM_NL__2PRFIN20061224_073703_000000442054_00078_25182_0753.N1	24-DEC-2006 07:37:03	Straylight	43.500	30	46Eps Ori	1.6940	30000.	87	25182	No
100	GOM_NL__2PRFIN20061224_073918_000000442054_00078_25182_0754.N1	24-DEC-2006 07:39:18	Twi_and_stray	44.000	27	24Gam Ori	1.6360	26000.	88	25182	No
101	GOM_NL__2PRFIN20061224_074213_000000522054_00078_25182_0755.N1	24-DEC-2006 07:42:13	Bright	52.000	13	87Alp Tau	0.86700	3800.0	104	25182	No

102	GOM_NL__2PRFIN20061224_074353_000000402054_00078_25182_0756.N1	24-DEC-2006 07:43:53	Bright	40.000	176	23Zet Tau	3.0200	22000.	80	25182	No
103	GOM_NL__2PRFIN20061224_074557_000000392054_00078_25182_0757.N1	24-DEC-2006 07:45:57	Bright	38.500	28	12Bet Tau	1.6500	15200.	77	25182	No
104	GOM_NL__2PRFIN20061224_074857_000000352054_00078_25182_0758.N1	24-DEC-2006 07:48:57	Bright	34.500	149	45Eps Per	2.8880	30000.	69	25182	No
105	GOM_NL__2PRFIN20061224_075053_000000412054_00078_25182_0759.N1	24-DEC-2006 07:50:53	Bright	40.500	6	13Alp Aur	0.080000	3400.0	81	25182	No
106	GOM_NL__2PRFIN20061224_080246_000000342054_00078_25182_0760.N1	24-DEC-2006 08:02:46	Bright	33.500	49	1Alp UMi	1.9900	6300.0	67	25182	No
107	GOM_NL__2PRFIN20061224_080724_000000382054_00078_25182_0761.N1	24-DEC-2006 08:07:24	Bright	37.500	60	7Bet UMi	2.0810	3950.0	75	25182	No
108	GOM_NL__2PRFIN20061224_081057_000000362054_00078_25182_0762.N1	24-DEC-2006 08:10:57	Bright	35.500	119	14Eta Dra	2.7270	4700.0	71	25182	No
109	GOM_NL__2PRFIN20061224_081811_000000382054_00078_25182_0763.N1	24-DEC-2006 08:18:11	Bright	38.000	180	27Gam Boo	3.0400	8000.0	76	25182	No
110	GOM_NL__2PRFIN20061224_082135_000000382054_00078_25182_0764.N1	24-DEC-2006 08:21:35	Bright	37.500	83		2.3780	11000.	75	25182	No
111	GOM_NL__2PRFIN20061224_082644_000000342054_00078_25182_0765.N1	24-DEC-2006 08:26:44	Bright	33.500	102	24Alp Ser	2.6000	4250.0	67	25182	No
112	GOM_NL__2PRFIN20061224_083134_000000352054_00078_25182_0766.N1	24-DEC-2006 08:31:34	Bright	35.000	104	27Bet Lib	2.6140	13100.	70	25182	No
113	GOM_NL__2PRFIN20061224_083359_000000382054_00078_25182_0767.N1	24-DEC-2006 08:33:59	Bright	38.000	122	9Alp2Lib	2.7470	9700.0	76	25182	No
114	GOM_NL__2PRFIN20061224_084038_000000462054_00078_25182_0768.N1	24-DEC-2006 08:40:38	Dark	46.000	54	5The Cen	2.0550	4500.0	92	25182	No
115	GOM_NL__2PRFIN20061224_084333_000000402054_00078_25182_0769.N1	24-DEC-2006 08:43:33	Dark	40.000	95	Zet Cen	2.5450	26000.	80	25182	No
116	GOM_NL__2PRFIN20061224_084522_000000392054_00078_25182_0770.N1	24-DEC-2006 08:45:22	Dark	39.000	77	Eps Cen	2.3030	28000.	78	25182	No
117	GOM_NL__2PRFIN20061224_084639_000000412054_00079_25183_0743.N1	24-DEC-2006 08:46:39	Dark	41.000	64	Gam Cen	2.2000	10600.	82	25183	No
118	GOM_NL__2PRFIN20061224_085231_000000362054_00079_25183_0744.N1	24-DEC-2006 08:52:31	Dark	35.500	124	The Car	2.7640	30000.	71	25183	No
119	GOM_NL__2PRFIN20061224_085445_000000412054_00079_25183_0745.N1	24-DEC-2006 08:54:45	Dark	40.500	29	Bet Car	1.6720	10200.	81	25183	No
120	GOM_NL__2PRFIN20061224_091537_000000432054_00079_25183_0746.N1	24-DEC-2006 09:15:37	Straylight	43.000	7	19Bet Ori	0.10000	14000.	86	25183	No
121	GOM_NL__2PRFIN20061224_091738_000000462054_00079_25183_0747.N1	24-DEC-2006 09:17:38	Straylight	45.500	30	46Eps Ori	1.6940	30000.	91	25183	No
122	GOM_NL__2PRFIN20061224_091954_000000422054_00079_25183_0748.N1	24-DEC-2006 09:19:54	Tw_i_and_stray	41.500	27	24Gam Ori	1.6360	26000.	83	25183	No
123	GOM_NL__2PRFIN20061224_092249_000000482054_00079_25183_0749.N1	24-DEC-2006 09:22:49	Tw_i_and_stray	48.000	13	87Alp Tau	0.86700	3800.0	96	25183	No
124	GOM_NL__2PRFIN20061224_092428_000000402054_00079_25183_0750.N1	24-DEC-2006 09:24:28	Bright	40.000	176	23Zet Tau	3.0200	22000.	80	25183	No
125	GOM_NL__2PRFIN20061224_092633_000000392054_00079_25183_0751.N1	24-DEC-2006 09:26:33	Bright	39.000	28	12Bet Tau	1.6500	15200.	78	25183	No
126	GOM_NL__2PRFIN20061224_092933_000000352054_00079_25183_0752.N1	24-DEC-2006 09:29:33	Bright	34.500	149	45Eps Per	2.8880	30000.	69	25183	No
127	GOM_NL__2PRFIN20061224_093129_000000402054_00079_25183_0753.N1	24-DEC-2006 09:31:29	Bright	39.500	6	13Alp Aur	0.080000	3400.0	79	25183	No
128	GOM_NL__2PRFIN20061224_105317_000000432054_00080_25184_0763.N1	24-DEC-2006 10:53:17	Straylight	43.000	101	11Alp Lep	2.5820	7000.0	86	25184	No
129	GOM_NL__2PRFIN20061224_105613_000000532054_00080_25184_0764.N1	24-DEC-2006 10:56:13	Straylight	53.000	7	19Bet Ori	0.10000	14000.	106	25184	No
130	GOM_NL__2PRFIN20061224_105814_000000452054_00080_25184_0765.N1	24-DEC-2006 10:58:14	Straylight	44.500	30	46Eps Ori	1.6940	30000.	89	25184	No
131	GOM_NL__2PRFIN20061224_110030_000000422054_00080_25184_0766.N1	24-DEC-2006 11:00:30	Tw_i_and_stray	42.000	27	24Gam Ori	1.6360	26000.	84	25184	No
132	GOM_NL__2PRFIN20061224_110325_000000432054_00080_25184_0767.N1	24-DEC-2006 11:03:25	Tw_i_and_stray	42.500	13	87Alp Tau	0.86700	3800.0	85	25184	No
133	GOM_NL__2PRFIN20061224_110504_000000412054_00080_25184_0768.N1	24-DEC-2006 11:05:04	Bright	40.500	176	23Zet Tau	3.0200	22000.	81	25184	No
134	GOM_NL__2PRFIN20061224_110709_000000402054_00080_25184_0769.N1	24-DEC-2006 11:07:09	Bright	40.000	28	12Bet Tau	1.6500	15200.	80	25184	No
135	GOM_NL__2PRFIN20061224_111009_000000342054_00080_25184_0770.N1	24-DEC-2006 11:10:09	Bright	34.000	149	45Eps Per	2.8880	30000.	68	25184	No
136	GOM_NL__2PRFIN20061224_111204_000000402054_00080_25184_0771.N1	24-DEC-2006 11:12:04	Bright	39.500	6	13Alp Aur	0.080000	3400.0	79	25184	No
137	GOM_NL__2PRFIN20061224_112358_000000362054_00080_25184_0772.N1	24-DEC-2006 11:23:58	Bright	36.000	49	1Alp UMi	1.9900	6300.0	72	25184	No
138	GOM_NL__2PRFIN20061224_112835_000000382054_00080_25184_0773.N1	24-DEC-2006 11:28:35	Bright	38.000	60	7Bet UMi	2.0810	3950.0	76	25184	No
139	GOM_NL__2PRFIN20061224_113209_000000332054_00080_25184_0774.N1	24-DEC-2006 11:32:09	Bright	33.000	119	14Eta Dra	2.7270	4700.0	66	25184	No
140	GOM_NL__2PRFIN20061224_113923_000000392054_00080_25184_0775.N1	24-DEC-2006 11:39:23	Bright	38.500	180	27Gam Boo	3.0400	8000.0	77	25184	No
141	GOM_NL__2PRFIN20061224_114247_000000412054_00080_25184_0776.N1	24-DEC-2006 11:42:47	Bright	40.500	83		2.3780	11000.	81	25184	No
142	GOM_NL__2PRFIN20061224_114756_000000342054_00080_25184_0777.N1	24-DEC-2006 11:47:56	Bright	33.500	102	24Alp Ser	2.6000	4250.0	67	25184	No
143	GOM_NL__2PRFIN20061224_123353_000000422054_00081_25185_0763.N1	24-DEC-2006 12:33:53	Straylight	41.500	101	11Alp Lep	2.5820	7000.0	83	25185	No
144	GOM_NL__2PRFIN20061224_123649_000000472054_00081_25185_0764.N1	24-DEC-2006 12:36:49	Straylight	46.500	7	19Bet Ori	0.10000	14000.	93	25185	No
145	GOM_NL__2PRFIN20061224_123850_000000442054_00081_25185_0765.N1	24-DEC-2006 12:38:50	Straylight	44.000	30	46Eps Ori	1.6940	30000.	88	25185	No
146	GOM_NL__2PRFIN20061224_124105_000000442054_00081_25185_0766.N1	24-DEC-2006 12:41:05	Tw_i_and_stray	44.000	27	24Gam Ori	1.6360	26000.	88	25185	No
147	GOM_NL__2PRFIN20061224_124401_000000402054_00081_25185_0767.N1	24-DEC-2006 12:44:01	Tw_i_and_stray	40.000	13	87Alp Tau	0.86700	3800.0	80	25185	No
148	GOM_NL__2PRFIN20061224_124540_000000412054_00081_25185_0768.N1	24-DEC-2006 12:45:40	Bright	40.500	176	23Zet Tau	3.0200	22000.	81	25185	No
149	GOM_NL__2PRFIN20061224_124744_000000412054_00081_25185_0769.N1	24-DEC-2006 12:47:44	Bright	40.500	28	12Bet Tau	1.6500	15200.	81	25185	No
150	GOM_NL__2PRFIN20061224_125046_000000352054_00081_25185_0770.N1	24-DEC-2006 12:50:46	Bright	35.000	149	45Eps Per	2.8880	30000.	70	25185	No
151	GOM_NL__2PRFIN20061224_125240_000000412054_00081_25185_0771.N1	24-DEC-2006 12:52:40	Bright	40.500	6	13Alp Aur	0.080000	3400.0	81	25185	No
152	GOM_NL__2PRFIN20061224_141429_000000412054_00082_25186_0763.N1	24-DEC-2006 14:14:29	Straylight	41.000	101	11Alp Lep	2.5820	7000.0	82	25186	No
153	GOM_NL__2PRFIN20061224_141725_000000472054_00082_25186_0764.N1	24-DEC-2006 14:17:25	Straylight	47.000	7	19Bet Ori	0.10000	14000.	94	25186	No
154	GOM_NL__2PRFIN20061224_141926_000000452054_00082_25186_0765.N1	24-DEC-2006 14:19:26	Straylight	44.500	30	46Eps Ori	1.6940	30000.	89	25186	No
155	GOM_NL__2PRFIN20061224_142141_000000442054_00082_25186_0766.N1	24-DEC-2006 14:21:41	Tw_i_and_stray	43.500	27	24Gam Ori	1.6360	26000.	87	25186	No
156	GOM_NL__2PRFIN20061224_142437_000000472054_00082_25186_0767.N1	24-DEC-2006 14:24:37	Bright	46.500	13	87Alp Tau	0.86700	3800.0	93	25186	No
157	GOM_NL__2PRFIN20061224_142615_000000402054_00082_25186_0768.N1	24-DEC-2006 14:26:15	Bright	39.500	176	23Zet Tau	3.0200	22000.	79	25186	No
158	GOM_NL__2PRFIN20061224_142820_000000402054_00082_25186_0769.N1	24-DEC-2006 14:28:20	Bright	40.000	28	12Bet Tau	1.6500	15200.	80	25186	No
159	GOM_NL__2PRFIN20061224_143122_000000342054_00082_25186_0770.N1	24-DEC-2006 14:31:22	Bright	33.500	149	45Eps Per	2.8880	30000.	67	25186	No
160	GOM_NL__2PRFIN20061224_143316_000000412054_00082_25186_0771.N1	24-DEC-2006 14:33:16	Bright	40.500	6	13Alp Aur	0.080000	3400.0	81	25186	No

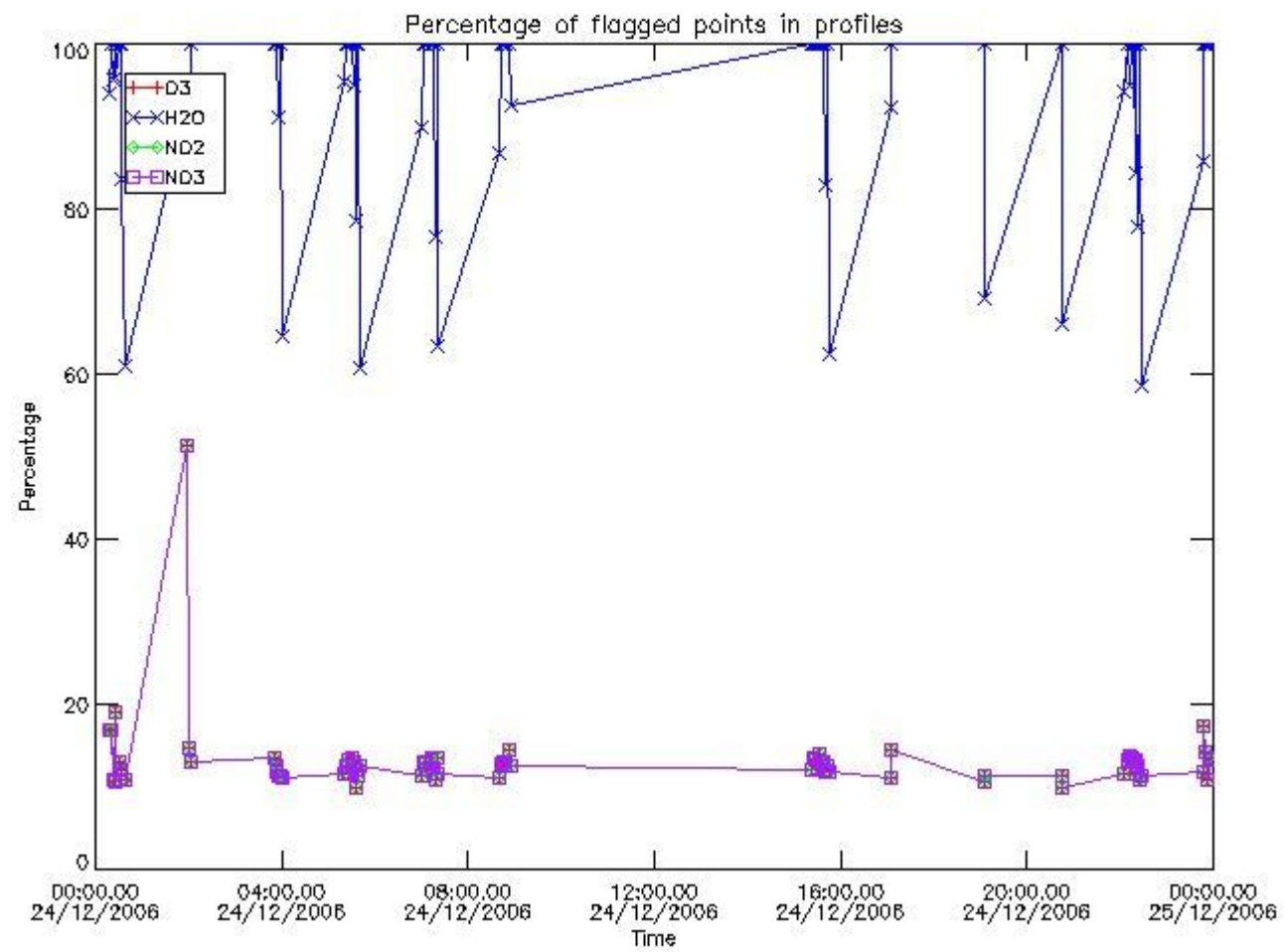
161	GOM_NL__2PRFIN20061224_144510_000000362054_00082_25186_0772.N1	24-DEC-2006 14:45:10	Bright	36.000	49	1Alp UMi	1.9900	6300.0	72	25186	No
162	GOM_NL__2PRFIN20061224_144947_000000372054_00082_25186_0773.N1	24-DEC-2006 14:49:47	Bright	37.000	60	7Bet UMi	2.0810	3950.0	74	25186	No
163	GOM_NL__2PRFIN20061224_145321_000000352054_00082_25186_0774.N1	24-DEC-2006 14:53:21	Bright	35.000	119	14Eta Dra	2.7270	4700.0	70	25186	No
164	GOM_NL__2PRFIN20061224_150035_000000432054_00082_25186_0775.N1	24-DEC-2006 15:00:35	Bright	43.000	180	27Gam Boo	3.0400	8000.0	86	25186	No
165	GOM_NL__2PRFIN20061224_150400_000000392054_00082_25186_0776.N1	24-DEC-2006 15:04:00	Bright	38.500	83		2.3780	11000.	77	25186	No
166	GOM_NL__2PRFIN20061224_150909_000000342054_00082_25186_0777.N1	24-DEC-2006 15:09:09	Bright	34.000	102	24Alp Ser	2.6000	4250.0	68	25186	No
167	GOM_NL__2PRFIN20061224_151359_000000422054_00082_25186_0778.N1	24-DEC-2006 15:13:59	Bright	41.500	104	27Bet Lib	2.6140	13100.	83	25186	No
168	GOM_NL__2PRFIN20061224_151624_000000402054_00082_25186_0779.N1	24-DEC-2006 15:16:24	Bright	39.500	122	9Alp2Lib	2.7470	9700.0	79	25186	No
169	GOM_NL__2PRFIN20061224_152304_000000432054_00082_25186_0780.N1	24-DEC-2006 15:23:04	Dark	42.500	54	5The Cen	2.0550	4500.0	85	25186	No
170	GOM_NL__2PRFIN20061224_152447_000000382054_00082_25186_0781.N1	24-DEC-2006 15:24:47	Dark	37.500	78	Alp Lup	2.3040	28000.	75	25186	No
171	GOM_NL__2PRFIN20061224_152747_000000392054_00082_25186_0782.N1	24-DEC-2006 15:27:47	Dark	38.500	77	Eps Cen	2.3030	28000.	77	25186	No
172	GOM_NL__2PRFIN20061224_152905_000000422054_00083_25187_0763.N1	24-DEC-2006 15:29:05	Dark	41.500	64	Gam Cen	2.2000	10600.	83	25187	No
173	GOM_NL__2PRFIN20061224_153215_000000372054_00083_25187_0764.N1	24-DEC-2006 15:32:15	Dark	36.500	112	Alp Mus	2.6880	26000.	73	25187	No
174	GOM_NL__2PRFIN20061224_153457_000000392054_00083_25187_0765.N1	24-DEC-2006 15:34:57	Dark	39.000	124	The Car	2.7640	30000.	78	25187	No
175	GOM_NL__2PRFIN20061224_153710_000000392054_00083_25187_0766.N1	24-DEC-2006 15:37:10	Dark	39.000	29	Bet Car	1.6720	10200.	78	25187	No
176	GOM_NL__2PRFIN20061224_153835_000000432054_00083_25187_0767.N1	24-DEC-2006 15:38:35	Dark	42.500	91	Kap Vel	2.4900	26000.	85	25187	No
177	GOM_NL__2PRFIN20061224_153958_000000472054_00083_25187_0768.N1	24-DEC-2006 15:39:58	Dark	47.000	41	Eps Car	1.8600	4100.0	94	25187	No
178	GOM_NL__2PRFIN20061224_154259_000000452054_00083_25187_0769.N1	24-DEC-2006 15:42:59	Dark	44.500	34	Gam2Vel	1.7930	23000.	89	25187	No
179	GOM_NL__2PRFIN20061224_154430_000000472054_00083_25187_0770.N1	24-DEC-2006 15:44:30	Dark	47.000	2	Alp Car	-0.73600	7000.0	94	25187	No
180	GOM_NL__2PRFIN20061224_155020_000000382054_00083_25187_0771.N1	24-DEC-2006 15:50:20	Straylight	38.000	108	Alp Col	2.6520	15200.	76	25187	No
181	GOM_NL__2PRFIN20061224_155505_000000422054_00083_25187_0772.N1	24-DEC-2006 15:55:05	Straylight	41.500	101	11Alp Lep	2.5820	7000.0	83	25187	No
182	GOM_NL__2PRFIN20061224_155801_000000452054_00083_25187_0773.N1	24-DEC-2006 15:58:01	Straylight	44.500	7	19Bet Ori	0.10000	14000.	89	25187	No
183	GOM_NL__2PRFIN20061224_160002_000000452054_00083_25187_0774.N1	24-DEC-2006 16:00:02	Straylight	44.500	30	46Eps Ori	1.6940	30000.	89	25187	No
184	GOM_NL__2PRFIN20061224_160217_000000452054_00083_25187_0775.N1	24-DEC-2006 16:02:17	Tw_i_and_stray	44.500	27	24Gam Ori	1.6360	26000.	89	25187	No
185	GOM_NL__2PRFIN20061224_160513_000000522054_00083_25187_0776.N1	24-DEC-2006 16:05:13	Bright	52.000	13	87Alp Tau	0.86700	3800.0	104	25187	No
186	GOM_NL__2PRFIN20061224_160651_000000402054_00083_25187_0777.N1	24-DEC-2006 16:06:51	Bright	40.000	176	23Zet Tau	3.0200	22000.	80	25187	No
187	GOM_NL__2PRFIN20061224_160856_000000392054_00083_25187_0778.N1	24-DEC-2006 16:08:56	Bright	38.500	28	12Bet Tau	1.6500	15200.	77	25187	No
188	GOM_NL__2PRFIN20061224_161158_000000352054_00083_25187_0779.N1	24-DEC-2006 16:11:58	Bright	34.500	149	45Eps Per	2.8880	30000.	69	25187	No
189	GOM_NL__2PRFIN20061224_161351_000000422054_00083_25187_0780.N1	24-DEC-2006 16:13:51	Bright	41.500	6	13Alp Aur	0.080000	3400.0	83	25187	No
190	GOM_NL__2PRFIN20061224_162545_000000362054_00083_25187_0781.N1	24-DEC-2006 16:25:45	Bright	36.000	49	1Alp UMi	1.9900	6300.0	72	25187	No
191	GOM_NL__2PRFIN20061224_163023_000000382054_00083_25187_0782.N1	24-DEC-2006 16:30:23	Bright	37.500	60	7Bet UMi	2.0810	3950.0	75	25187	No
192	GOM_NL__2PRFIN20061224_163357_000000362054_00083_25187_0783.N1	24-DEC-2006 16:33:57	Bright	36.000	119	14Eta Dra	2.7270	4700.0	72	25187	No
193	GOM_NL__2PRFIN20061224_164111_000000582054_00083_25187_0784.N1	24-DEC-2006 16:41:11	Bright	58.000	180	27Gam Boo	3.0400	8000.0	116	25187	No
194	GOM_NL__2PRFIN20061224_164436_000000382054_00083_25187_0785.N1	24-DEC-2006 16:44:36	Bright	37.500	83		2.3780	11000.	75	25187	No
195	GOM_NL__2PRFIN20061224_164945_000000342054_00083_25187_0786.N1	24-DEC-2006 16:49:45	Bright	34.000	102	24Alp Ser	2.6000	4250.0	68	25187	No
196	GOM_NL__2PRFIN20061224_165435_000000352054_00083_25187_0787.N1	24-DEC-2006 16:54:35	Bright	34.500	104	27Bet Lib	2.6140	13100.	69	25187	No
197	GOM_NL__2PRFIN20061224_165701_000000392054_00083_25187_0788.N1	24-DEC-2006 16:57:01	Bright	38.500	122	9Alp2Lib	2.7470	9700.0	77	25187	No
198	GOM_NL__2PRFIN20061224_170340_000000462054_00083_25187_0789.N1	24-DEC-2006 17:03:40	Dark	45.500	54	5The Cen	2.0550	4500.0	91	25187	No
199	GOM_NL__2PRFIN20061224_170524_000000352054_00083_25187_0790.N1	24-DEC-2006 17:05:24	Dark	35.000	78	Alp Lup	2.3040	28000.	70	25187	No
200	GOM_NL__2PRFIN20061224_173056_000000392054_00084_25188_0763.N1	24-DEC-2006 17:30:56	Straylight	39.000	108	Alp Col	2.6520	15200.	78	25188	No
201	GOM_NL__2PRFIN20061224_173541_000000432054_00084_25188_0764.N1	24-DEC-2006 17:35:41	Straylight	43.000	101	11Alp Lep	2.5820	7000.0	86	25188	No
202	GOM_NL__2PRFIN20061224_173837_000000462054_00084_25188_0765.N1	24-DEC-2006 17:38:37	Straylight	45.500	7	19Bet Ori	0.10000	14000.	91	25188	No
203	GOM_NL__2PRFIN20061224_174038_000000442054_00084_25188_0766.N1	24-DEC-2006 17:40:38	Straylight	43.500	30	46Eps Ori	1.6940	30000.	87	25188	No
204	GOM_NL__2PRFIN20061224_174253_000000442054_00084_25188_0767.N1	24-DEC-2006 17:42:53	Tw_i_and_stray	44.000	27	24Gam Ori	1.6360	26000.	88	25188	No
205	GOM_NL__2PRFIN20061224_174549_000000452054_00084_25188_0768.N1	24-DEC-2006 17:45:49	Tw_i_and_stray	44.500	13	87Alp Tau	0.86700	3800.0	89	25188	No
206	GOM_NL__2PRFIN20061224_174727_000000392054_00084_25188_0769.N1	24-DEC-2006 17:47:27	Bright	38.500	176	23Zet Tau	3.0200	22000.	77	25188	No
207	GOM_NL__2PRFIN20061224_174932_000000392054_00084_25188_0770.N1	24-DEC-2006 17:49:32	Bright	39.000	28	12Bet Tau	1.6500	15200.	78	25188	No
208	GOM_NL__2PRFIN20061224_175234_000000352054_00084_25188_0771.N1	24-DEC-2006 17:52:34	Bright	35.000	149	45Eps Per	2.8880	30000.	70	25188	No
209	GOM_NL__2PRFIN20061224_175427_000000402054_00084_25188_0772.N1	24-DEC-2006 17:54:27	Bright	39.500	6	13Alp Aur	0.080000	3400.0	79	25188	No
210	GOM_NL__2PRFIN20061224_180622_000000352054_00084_25188_0773.N1	24-DEC-2006 18:06:22	Bright	34.500	49	1Alp UMi	1.9900	6300.0	69	25188	No
211	GOM_NL__2PRFIN20061224_181059_000000382054_00084_25188_0774.N1	24-DEC-2006 18:10:59	Bright	38.000	60	7Bet UMi	2.0810	3950.0	76	25188	No
212	GOM_NL__2PRFIN20061224_181433_000000332054_00084_25188_0775.N1	24-DEC-2006 18:14:33	Bright	32.500	119	14Eta Dra	2.7270	4700.0	65	25188	No
213	GOM_NL__2PRFIN20061224_190412_000000482054_00085_25189_0763.N1	24-DEC-2006 19:04:12	Dark	48.000	34	Gam2Vel	1.7930	23000.	96	25189	No
214	GOM_NL__2PRFIN20061224_190543_000000542054_00085_25189_0764.N1	24-DEC-2006 19:05:43	Dark	54.000	2	Alp Car	-0.73600	7000.0	108	25189	No
215	GOM_NL__2PRFIN20061224_191133_000000382054_00085_25189_0765.N1	24-DEC-2006 19:11:33	Straylight	37.500	108	Alp Col	2.6520	15200.	75	25189	No
216	GOM_NL__2PRFIN20061224_191617_000000412054_00085_25189_0766.N1	24-DEC-2006 19:16:17	Straylight	41.000	101	11Alp Lep	2.5820	7000.0	82	25189	No
217	GOM_NL__2PRFIN20061224_191913_000000482054_00085_25189_0767.N1	24-DEC-2006 19:19:13	Straylight	47.500	7	19Bet Ori	0.10000	14000.	95	25189	No
218	GOM_NL__2PRFIN20061224_192114_000000422054_00085_25189_0768.N1	24-DEC-2006 19:21:14	Straylight	41.500	30	46Eps Ori	1.6940	30000.	83	25189	No
219	GOM_NL__2PRFIN20061224_192329_000000432054_00085_25189_0769.N1	24-DEC-2006 19:23:29	Tw_i_and_stray	43.000	27	24Gam Ori	1.6360	26000.	86	25189	No

220	GOM_NL__2PRFIN20061224_192625_000000492054_00085_25189_0770.N1	24-DEC-2006 19:26:25	Bright	49.000	13	87Alp Tau	0.86700	3800.0	98	25189	No
221	GOM_NL__2PRFIN20061224_192802_000000392054_00085_25189_0771.N1	24-DEC-2006 19:28:02	Bright	39.000	176	23Zet Tau	3.0200	22000.	78	25189	No
222	GOM_NL__2PRFIN20061224_193007_000000402054_00085_25189_0772.N1	24-DEC-2006 19:30:07	Bright	40.000	28	12Bet Tau	1.6500	15200.	80	25189	No
223	GOM_NL__2PRFIN20061224_193310_000000352054_00085_25189_0773.N1	24-DEC-2006 19:33:10	Bright	35.000	149	45Eps Per	2.8880	30000.	70	25189	No
224	GOM_NL__2PRFIN20061224_193503_000000412054_00085_25189_0774.N1	24-DEC-2006 19:35:03	Bright	40.500	6	13Alp Aur	0.080000	3400.0	81	25189	No
225	GOM_NL__2PRFIN20061224_204448_000000452054_00086_25190_0763.N1	24-DEC-2006 20:44:48	Dark	45.000	34	Gam2Vel	1.7930	23000.	90	25190	No
226	GOM_NL__2PRFIN20061224_204619_000000522054_00086_25190_0764.N1	24-DEC-2006 20:46:19	Dark	52.000	2	Alp Car	-0.73600	7000.0	104	25190	No
227	GOM_NL__2PRFIN20061224_205209_000000402054_00086_25190_0765.N1	24-DEC-2006 20:52:09	Straylight	39.500	108	Alp Col	2.6520	15200.	79	25190	No
228	GOM_NL__2PRFIN20061224_205653_000000372054_00086_25190_0766.N1	24-DEC-2006 20:56:53	Straylight	36.500	101	11Alp Lep	2.5820	7000.0	73	25190	No
229	GOM_NL__2PRFIN20061224_205949_000000452054_00086_25190_0767.N1	24-DEC-2006 20:59:49	Straylight	44.500	7	19Bet Ori	0.10000	14000.	89	25190	No
230	GOM_NL__2PRFIN20061224_210150_000000452054_00086_25190_0768.N1	24-DEC-2006 21:01:50	Straylight	45.000	30	46Eps Ori	1.6940	30000.	90	25190	No
231	GOM_NL__2PRFIN20061224_210405_000000452054_00086_25190_0769.N1	24-DEC-2006 21:04:05	Tw_i_and_stray	45.000	27	24Gam Ori	1.6360	26000.	90	25190	No
232	GOM_NL__2PRFIN20061224_210701_000000522054_00086_25190_0770.N1	24-DEC-2006 21:07:01	Bright	52.000	13	87Alp Tau	0.86700	3800.0	104	25190	No
233	GOM_NL__2PRFIN20061224_210838_000000402054_00086_25190_0771.N1	24-DEC-2006 21:08:38	Bright	40.000	176	23Zet Tau	3.0200	22000.	80	25190	No
234	GOM_NL__2PRFIN20061224_211043_000000402054_00086_25190_0772.N1	24-DEC-2006 21:10:43	Bright	40.000	28	12Bet Tau	1.6500	15200.	80	25190	No
235	GOM_NL__2PRFIN20061224_211346_000000352054_00086_25190_0773.N1	24-DEC-2006 21:13:46	Bright	35.000	149	45Eps Per	2.8880	30000.	70	25190	No
236	GOM_NL__2PRFIN20061224_211539_000000422054_00086_25190_0774.N1	24-DEC-2006 21:15:39	Bright	41.500	6	13Alp Aur	0.080000	3400.0	83	25190	No
237	GOM_NL__2PRFIN20061224_212733_000000362054_00086_25190_0775.N1	24-DEC-2006 21:27:33	Bright	36.000	49	1Alp UMi	1.9900	6300.0	72	25190	No
238	GOM_NL__2PRFIN20061224_213210_000000352054_00086_25190_0776.N1	24-DEC-2006 21:32:10	Bright	34.500	60	7Bet UMi	2.0810	3950.0	69	25190	No
239	GOM_NL__2PRFIN20061224_213546_000000352054_00086_25190_0777.N1	24-DEC-2006 21:35:46	Bright	34.500	119	14Eta Dra	2.7270	4700.0	69	25190	No
240	GOM_NL__2PRFIN20061224_214259_000000582054_00086_25190_0778.N1	24-DEC-2006 21:42:59	Bright	58.000	180	27Gam Boo	3.0400	8000.0	116	25190	No
241	GOM_NL__2PRFIN20061224_214624_000000382054_00086_25190_0779.N1	24-DEC-2006 21:46:24	Bright	37.500	83		2.3780	11000.	75	25190	No
242	GOM_NL__2PRFIN20061224_215134_000000342054_00086_25190_0780.N1	24-DEC-2006 21:51:34	Bright	34.000	102	24Alp Ser	2.6000	4250.0	68	25190	No
243	GOM_NL__2PRFIN20061224_215624_000000372054_00086_25190_0781.N1	24-DEC-2006 21:56:24	Bright	36.500	104	27Bet Lib	2.6140	13100.	73	25190	No
244	GOM_NL__2PRFIN20061224_215850_000000392054_00086_25190_0782.N1	24-DEC-2006 21:58:50	Bright	39.000	122	9Alp2Lib	2.7470	9700.0	78	25190	No
245	GOM_NL__2PRFIN20061224_220529_000000452054_00086_25190_0783.N1	24-DEC-2006 22:05:29	Dark	44.500	54	5The Cen	2.0550	4500.0	89	25190	No
246	GOM_NL__2PRFIN20061224_221013_000000392054_00086_25190_0784.N1	24-DEC-2006 22:10:13	Dark	38.500	77	Eps Cen	2.3030	28000.	77	25190	No
247	GOM_NL__2PRFIN20061224_221132_000000412054_00087_25191_0763.N1	24-DEC-2006 22:11:32	Dark	40.500	64	Gam Cen	2.2000	10600.	81	25191	No
248	GOM_NL__2PRFIN20061224_221440_000000382054_00087_25191_0764.N1	24-DEC-2006 22:14:40	Dark	37.500	112	Alp Mus	2.6880	26000.	75	25191	No
249	GOM_NL__2PRFIN20061224_221723_000000402054_00087_25191_0765.N1	24-DEC-2006 22:17:23	Dark	39.500	124	The Car	2.7640	30000.	79	25191	No
250	GOM_NL__2PRFIN20061224_221935_000000392054_00087_25191_0766.N1	24-DEC-2006 22:19:35	Dark	38.500	29	Bet Car	1.6720	10200.	77	25191	No
251	GOM_NL__2PRFIN20061224_222102_000000442054_00087_25191_0767.N1	24-DEC-2006 22:21:02	Dark	44.000	91	Kap Vel	2.4900	26000.	88	25191	No
252	GOM_NL__2PRFIN20061224_222223_000000412054_00087_25191_0768.N1	24-DEC-2006 22:22:23	Dark	41.000	41	Eps Car	1.8600	4100.0	82	25191	No
253	GOM_NL__2PRFIN20061224_222525_000000482054_00087_25191_0769.N1	24-DEC-2006 22:25:25	Dark	47.500	34	Gam2Vel	1.7930	23000.	95	25191	No
254	GOM_NL__2PRFIN20061224_222655_000000452054_00087_25191_0770.N1	24-DEC-2006 22:26:55	Dark	45.000	2	Alp Car	-0.73600	7000.0	90	25191	No
255	GOM_NL__2PRFIN20061224_223245_000000402054_00087_25191_0771.N1	24-DEC-2006 22:32:45	Straylight	39.500	108	Alp Col	2.6520	15200.	79	25191	No
256	GOM_NL__2PRFIN20061224_223729_000000412054_00087_25191_0772.N1	24-DEC-2006 22:37:29	Straylight	40.500	101	11Alp Lep	2.5820	7000.0	81	25191	No
257	GOM_NL__2PRFIN20061224_224025_000000432054_00087_25191_0773.N1	24-DEC-2006 22:40:25	Straylight	42.500	7	19Bet Ori	0.10000	14000.	85	25191	No
258	GOM_NL__2PRFIN20061224_224226_000000442054_00087_25191_0774.N1	24-DEC-2006 22:42:26	Straylight	44.000	30	46Eps Ori	1.6940	30000.	88	25191	No
259	GOM_NL__2PRFIN20061224_224441_000000422054_00087_25191_0775.N1	24-DEC-2006 22:44:41	Tw_i_and_stray	42.000	27	24Gam Ori	1.6360	26000.	84	25191	No
260	GOM_NL__2PRFIN20061224_224737_000000482054_00087_25191_0776.N1	24-DEC-2006 22:47:37	Bright	48.000	13	87Alp Tau	0.86700	3800.0	96	25191	No
261	GOM_NL__2PRFIN20061224_224914_000000402054_00087_25191_0777.N1	24-DEC-2006 22:49:14	Bright	39.500	176	23Zet Tau	3.0200	22000.	79	25191	No
262	GOM_NL__2PRFIN20061224_225119_000000402054_00087_25191_0778.N1	24-DEC-2006 22:51:19	Bright	39.500	28	12Bet Tau	1.6500	15200.	79	25191	No
263	GOM_NL__2PRFIN20061224_225422_000000342054_00087_25191_0779.N1	24-DEC-2006 22:54:22	Bright	33.500	149	45Eps Per	2.8880	30000.	67	25191	No
264	GOM_NL__2PRFIN20061224_225614_000000402054_00087_25191_0780.N1	24-DEC-2006 22:56:14	Bright	40.000	6	13Alp Aur	0.080000	3400.0	80	25191	No
265	GOM_NL__2PRFIN20061224_230809_000000362054_00087_25191_0781.N1	24-DEC-2006 23:08:09	Bright	35.500	49	1Alp UMi	1.9900	6300.0	71	25191	No
266	GOM_NL__2PRFIN20061224_231246_000000372054_00087_25191_0782.N1	24-DEC-2006 23:12:46	Bright	37.000	60	7Bet UMi	2.0810	3950.0	74	25191	No
267	GOM_NL__2PRFIN20061224_231621_000000342054_00087_25191_0783.N1	24-DEC-2006 23:16:21	Bright	34.000	119	14Eta Dra	2.7270	4700.0	68	25191	No
268	GOM_NL__2PRFIN20061224_232335_000000382054_00087_25191_0784.N1	24-DEC-2006 23:23:35	Bright	37.500	180	27Gam Boo	3.0400	8000.0	75	25191	No
269	GOM_NL__2PRFIN20061224_232700_000000372054_00087_25191_0785.N1	24-DEC-2006 23:27:00	Bright	37.000	83		2.3780	11000.	74	25191	No
270	GOM_NL__2PRFIN20061224_233210_000000342054_00087_25191_0786.N1	24-DEC-2006 23:32:10	Bright	33.500	102	24Alp Ser	2.6000	4250.0	67	25191	No
271	GOM_NL__2PRFIN20061224_233700_000000362054_00087_25191_0787.N1	24-DEC-2006 23:37:00	Bright	35.500	104	27Bet Lib	2.6140	13100.	71	25191	No
272	GOM_NL__2PRFIN20061224_233926_000000412054_00087_25191_0788.N1	24-DEC-2006 23:39:26	Bright	40.500	122	9Alp2Lib	2.7470	9700.0	81	25191	No
273	GOM_NL__2PRFIN20061224_234606_000000432054_00087_25191_0789.N1	24-DEC-2006 23:46:06	Dark	43.000	54	5The Cen	2.0550	4500.0	86	25191	No
274	GOM_NL__2PRFIN20061224_234749_000000382054_00087_25191_0790.N1	24-DEC-2006 23:47:49	Dark	38.000	78	Alp Lup	2.3040	28000.	76	25191	No
275	GOM_NL__2PRFIN20061224_235049_000000402054_00087_25191_0791.N1	24-DEC-2006 23:50:49	Dark	39.500	77	Eps Cen	2.3030	28000.	79	25191	No
276	GOM_NL__2PRFIN20061224_235209_000000472054_00088_25192_0763.N1	24-DEC-2006 23:52:09	Dark	46.500	64	Gam Cen	2.2000	10600.	93	25192	No
277	GOM_NL__2PRFIN20061224_235517_000000382054_00088_25192_0764.N1	24-DEC-2006 23:55:17	Dark	37.500	112	Alp Mus	2.6880	26000.	75	25192	No
278	GOM_NL__2PRFIN20061224_235759_000000392054_00088_25192_0765.N1	24-DEC-2006 23:57:59	Dark	38.500	124	The Car	2.7640	30000.	77	25192	No

3. Quality information per product

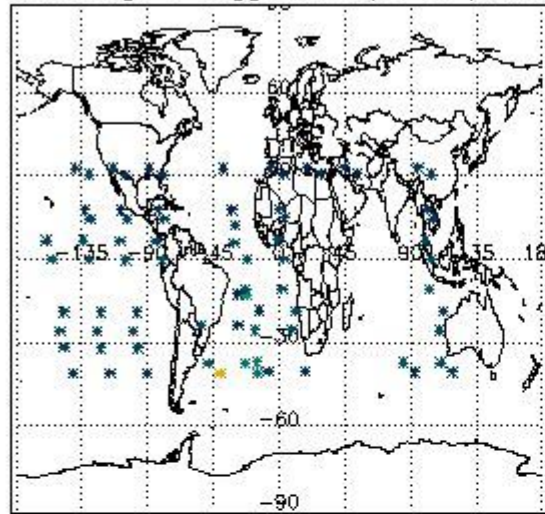
In this section it is plotted some information contained in the Quality Summary data set of the level 2 products. Only products in dark limb conditions and without errors (error flag in the MPH set to "0") are used.

3.1 Plot quality information per product (time dependant)

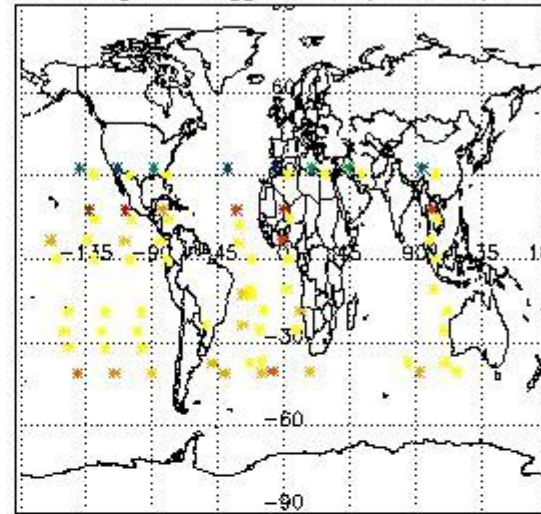


3.2 Plot quality information per product (world map)


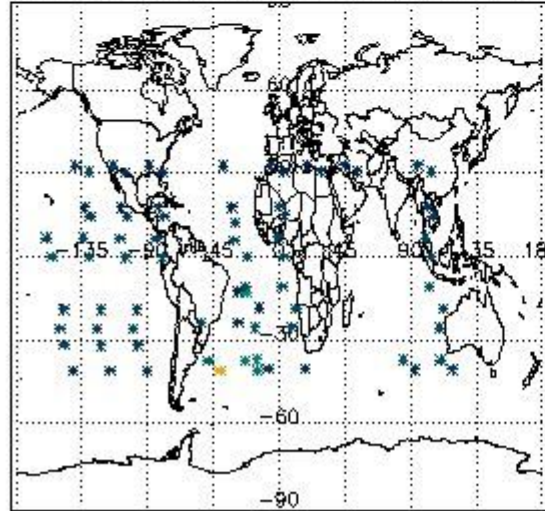
Percentage of flagged data per O3 profile



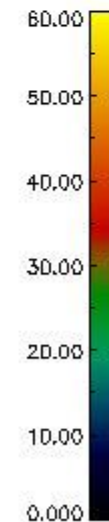
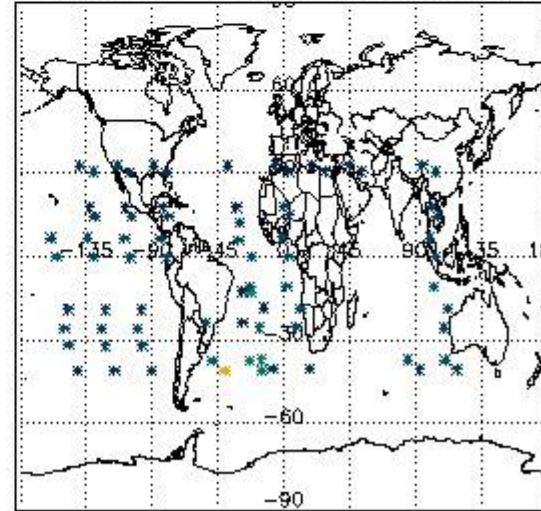
Percentage of flagged data per H2O profile



Percentage of flagged data per NO2 profile



Percentage of flagged data per NO3 profile

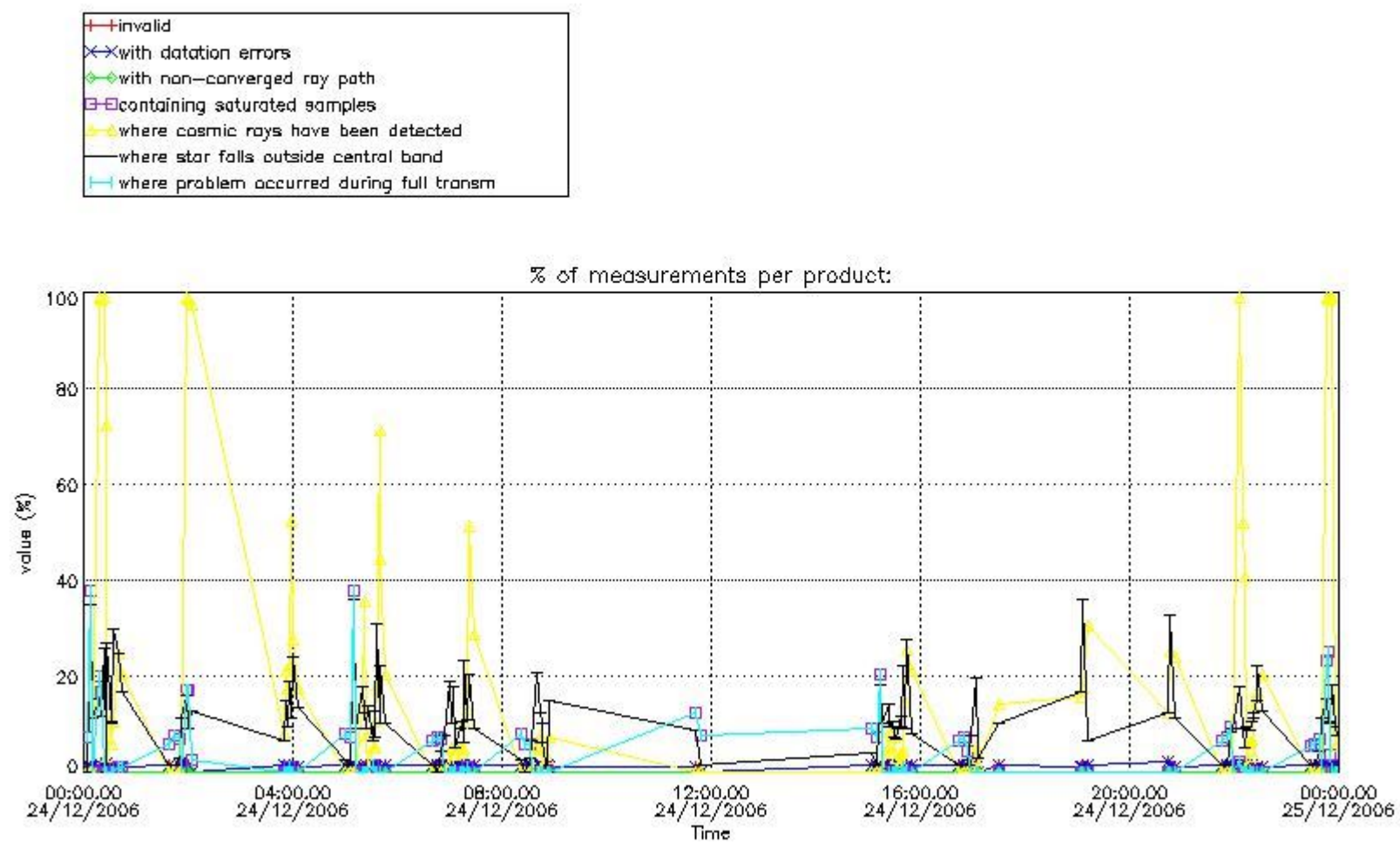


4. Level 1 quality information per product

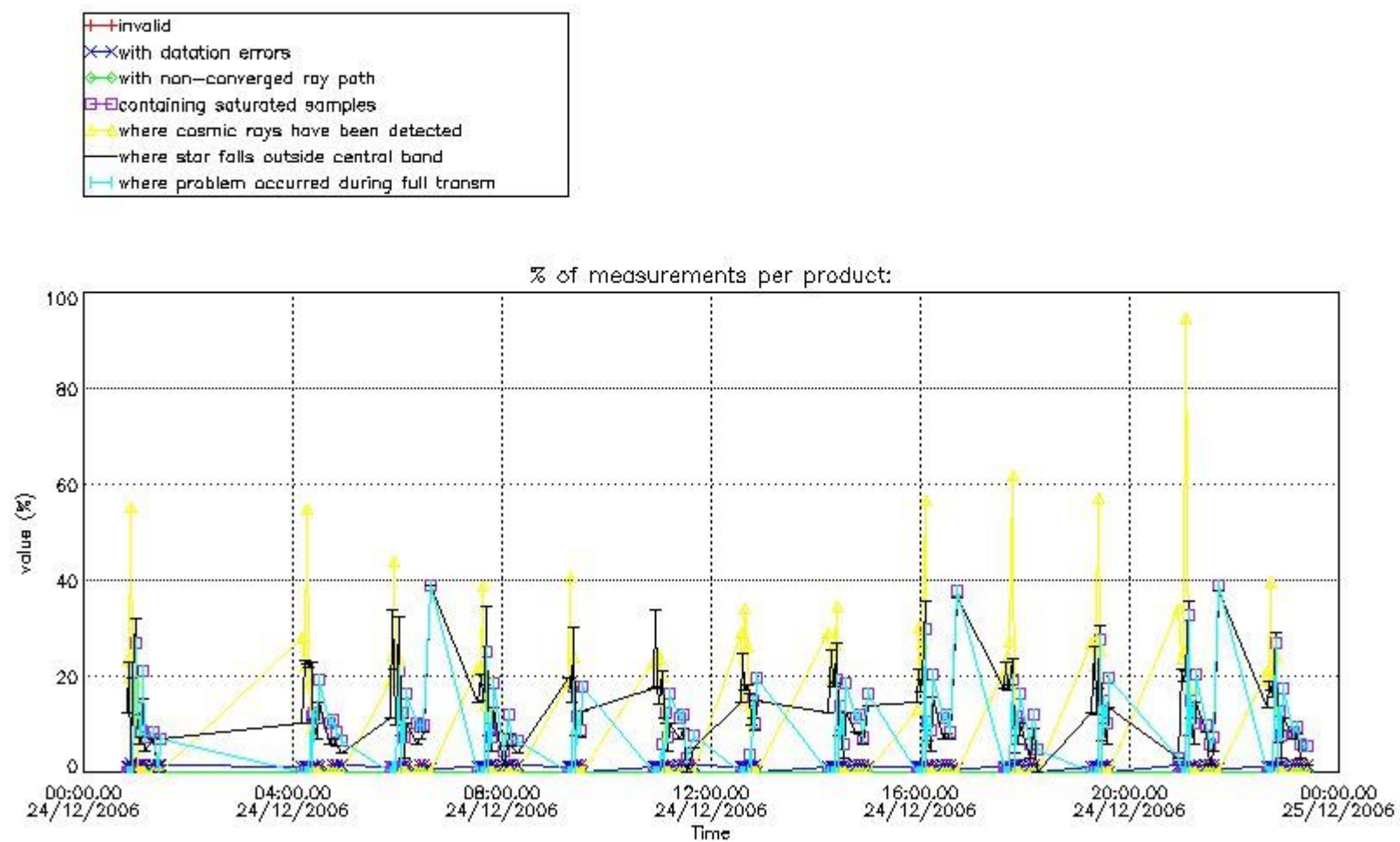
In this section it is plotted some information contained in the Quality Summary data set of the level 2 products that comes from the level 1b processing. Products without errors (error flag in the MPH set to "0") are used.

4.1 Plot quality information per product (time dependant) coming from level 1b processing

4.1.1 Plot level 1 quality information per product (time dependant): ENVISAT ASCENDING passes



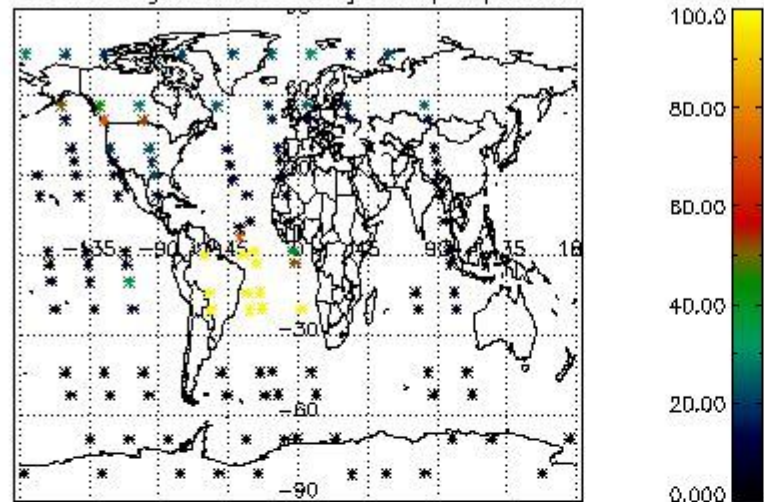
4.1.2 Plot level 1 quality information per product (time dependant): ENVISAT DESCENDING passes



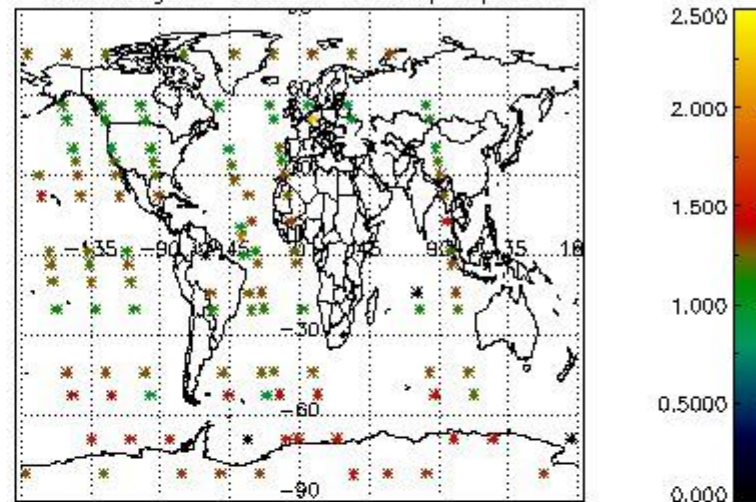
4.2 Plot quality information per product coming from level 1b processing (world map)

4.2.1 Plot level 1 quality information per product (world map): ENVISAT ASCENDING passes

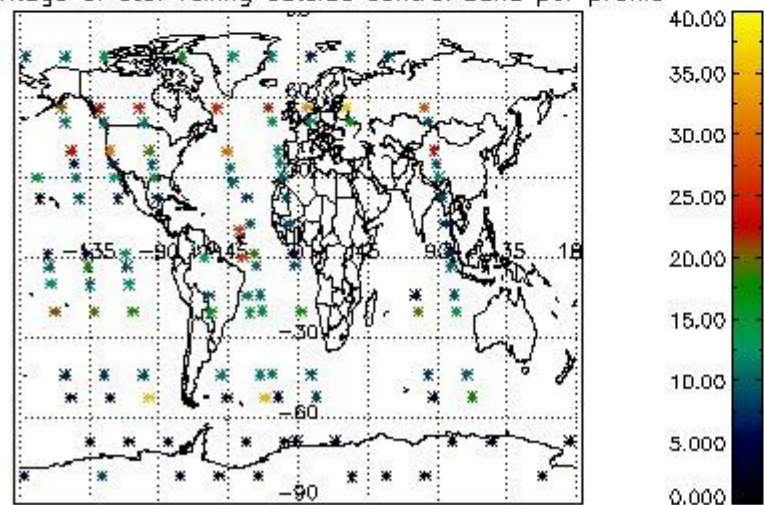
Percentage of cosmic ray hits per profile



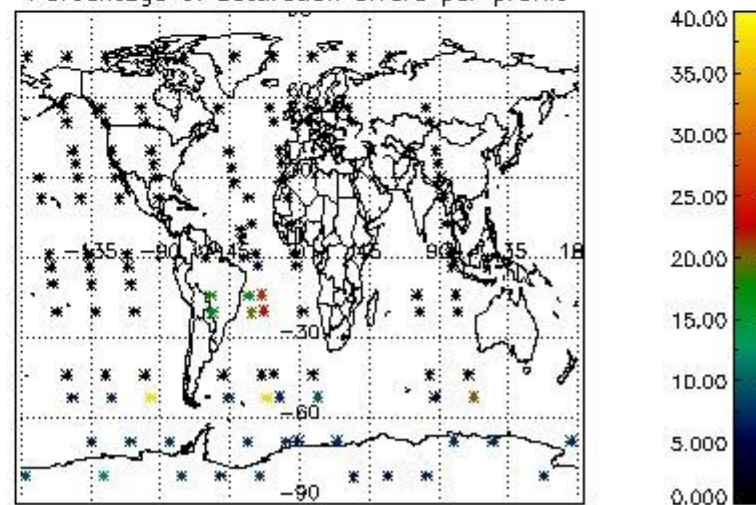
Percentage of datation errors per profile



Percentage of star falling outside central band per profile

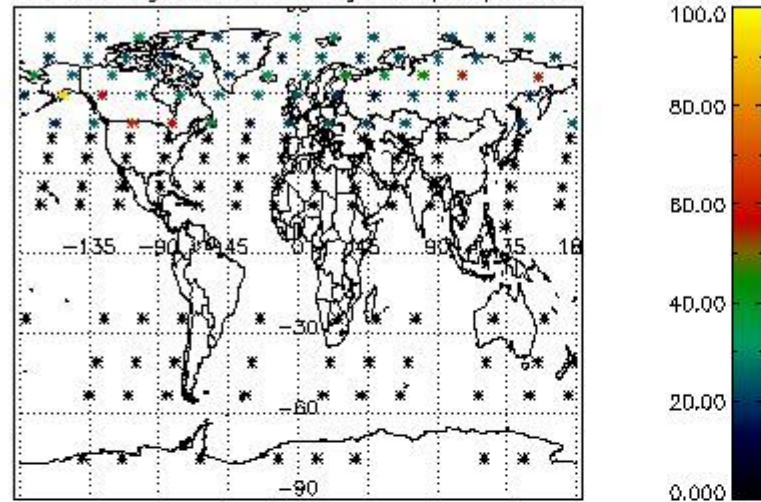


Percentage of saturation errors per profile

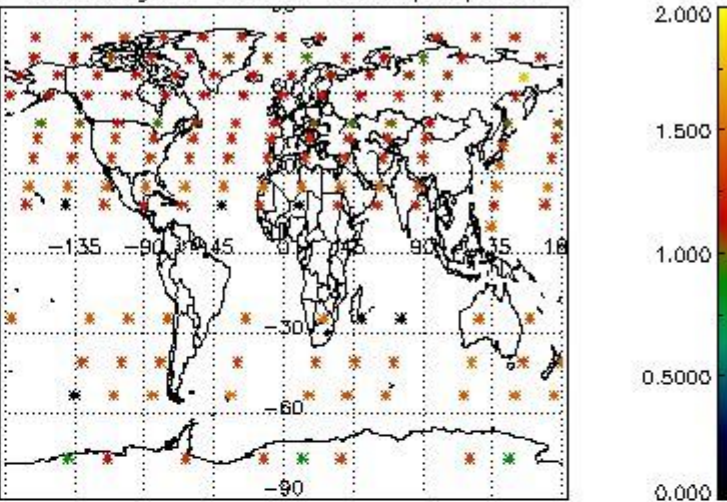


4.2.2 Plot level 1 quality information per product (world map): ENVISAT DESCENDING passes

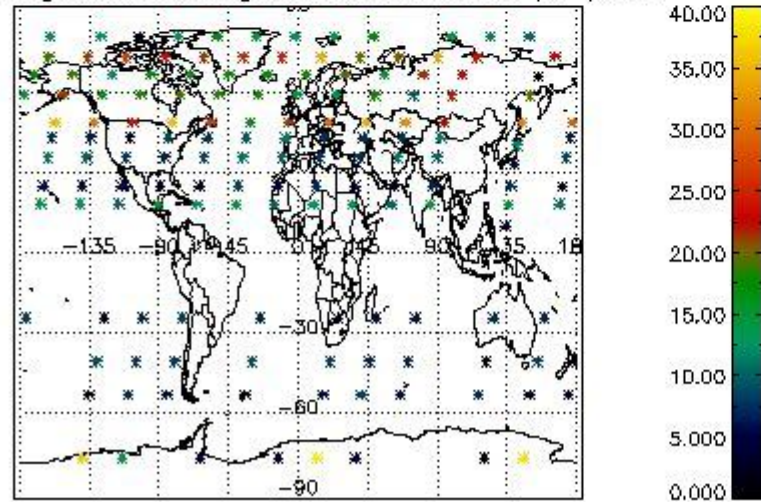
Percentage of cosmic ray hits per profile



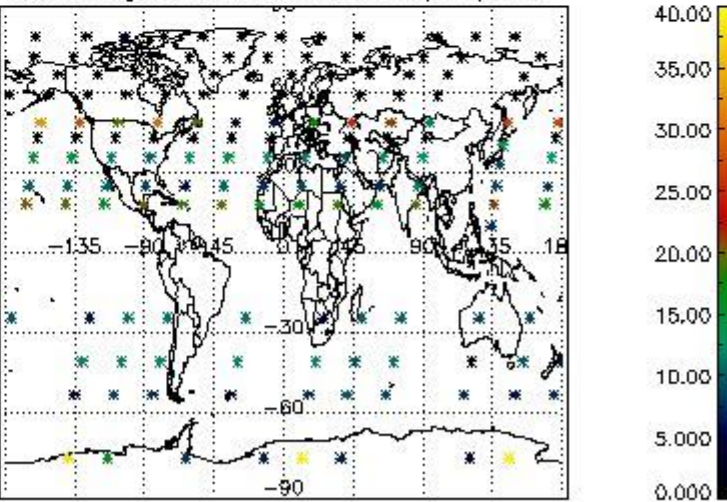
Percentage of datation errors per profile



Percentage of star falling outside central band per profile



Percentage of saturation errors per profile



5. Trace gas profiles

5.1 Ozone statistics based on quality of products

The final quality of the products can be "measured" using the STD (Standard Deviation) attached to every point profile. This information is written to the parameter GOM_NL__2P/NL_LOCAL_SPECIES_DENSITY/o3_std of the level 2 products. The table below shows the statistics for given STD ranges.

The statistics are given with respect to the overall valid production:

- Products without fatal errors: GOM_NL__2P/MPH/PRODUCT_ERR=0
- Valid point profile: GOM_NL__2P/NL_LOCAL_SPECIES_DENSITY/pcd(0)=0

The 'Criteria' is applied to valid points of dark limb products:

- Products in dark limb illumination condition: GOM_NL__2P/NL_SUMMARY_QUALITY/obs_ill_cond=0
- Products without fatal errors: GOM_NL__2P/MPH/PRODUCT_ERR=0
- Valid point profile: GOM_NL__2P/NL_LOCAL_SPECIES_DENSITY/pcd(0)=0

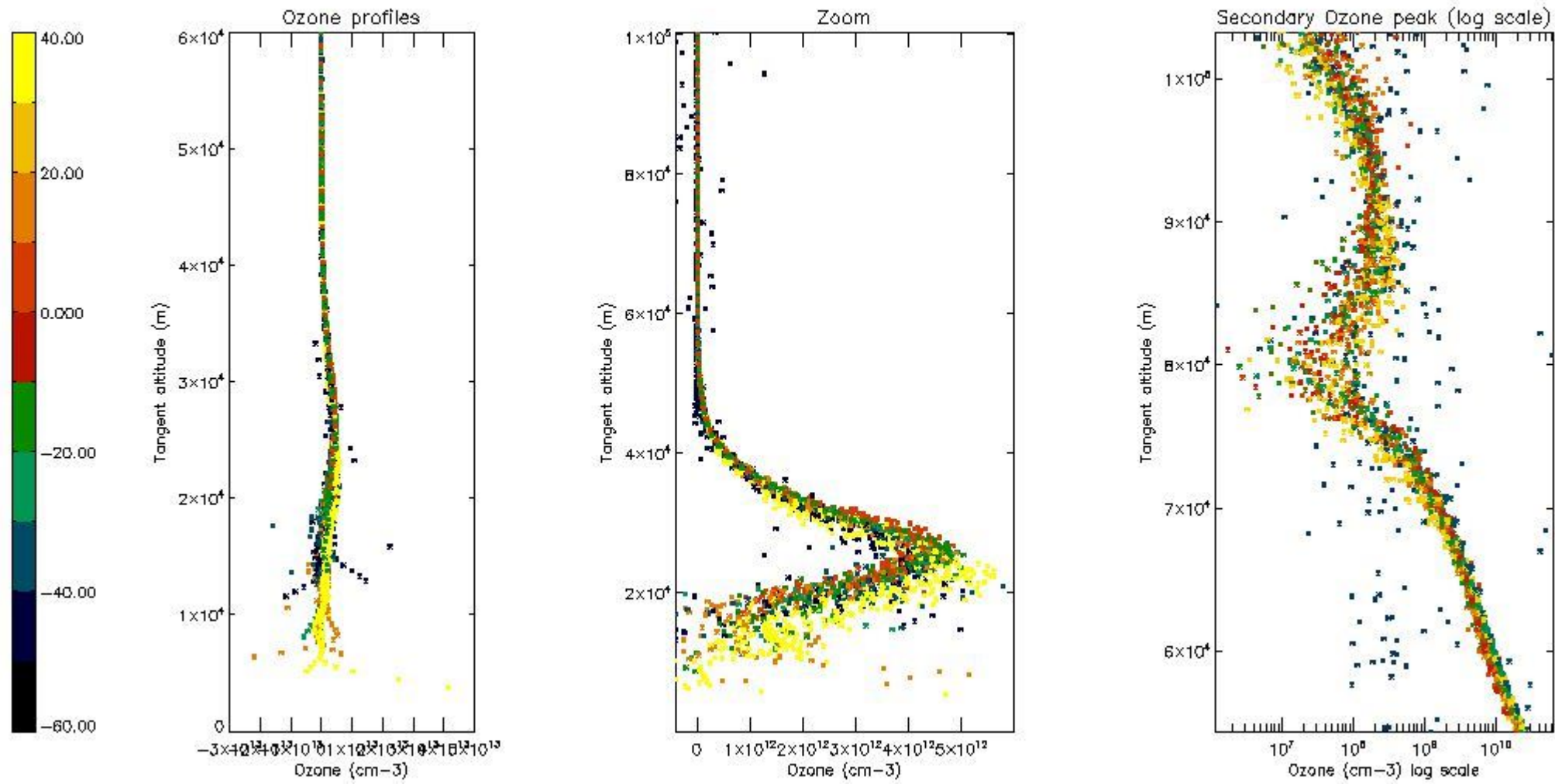
So, the table below shows the percentage of dark limb and valid observations for each criteria with respect to the overall valid daily observations.

Criteria	% of total production
All STD	29
STD < 20	17

STD < 10	14
STD < 5	9

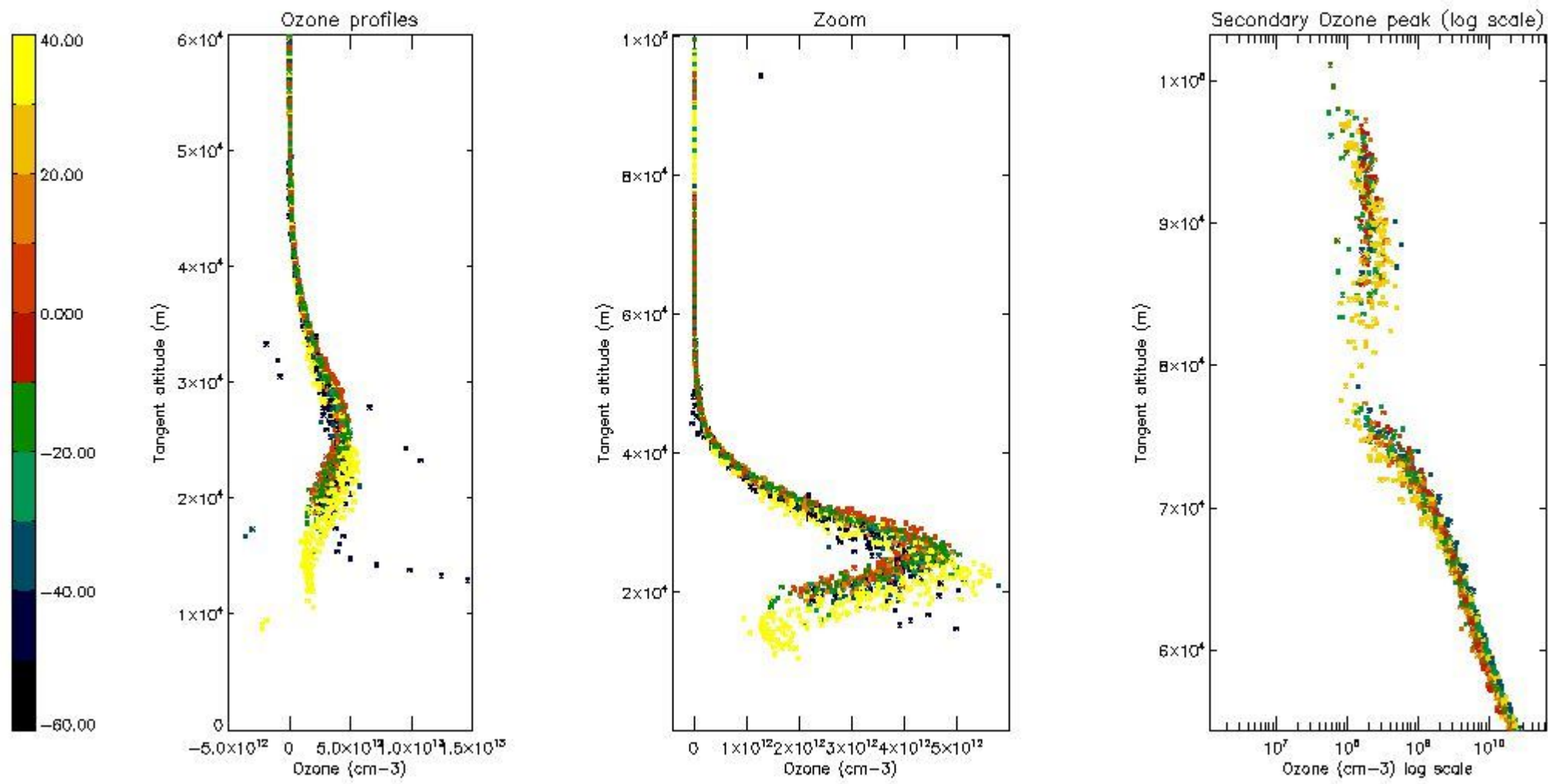
5.2 Plot ozone profiles for all STD (dark without errors)

The colorbar represents the latitude.



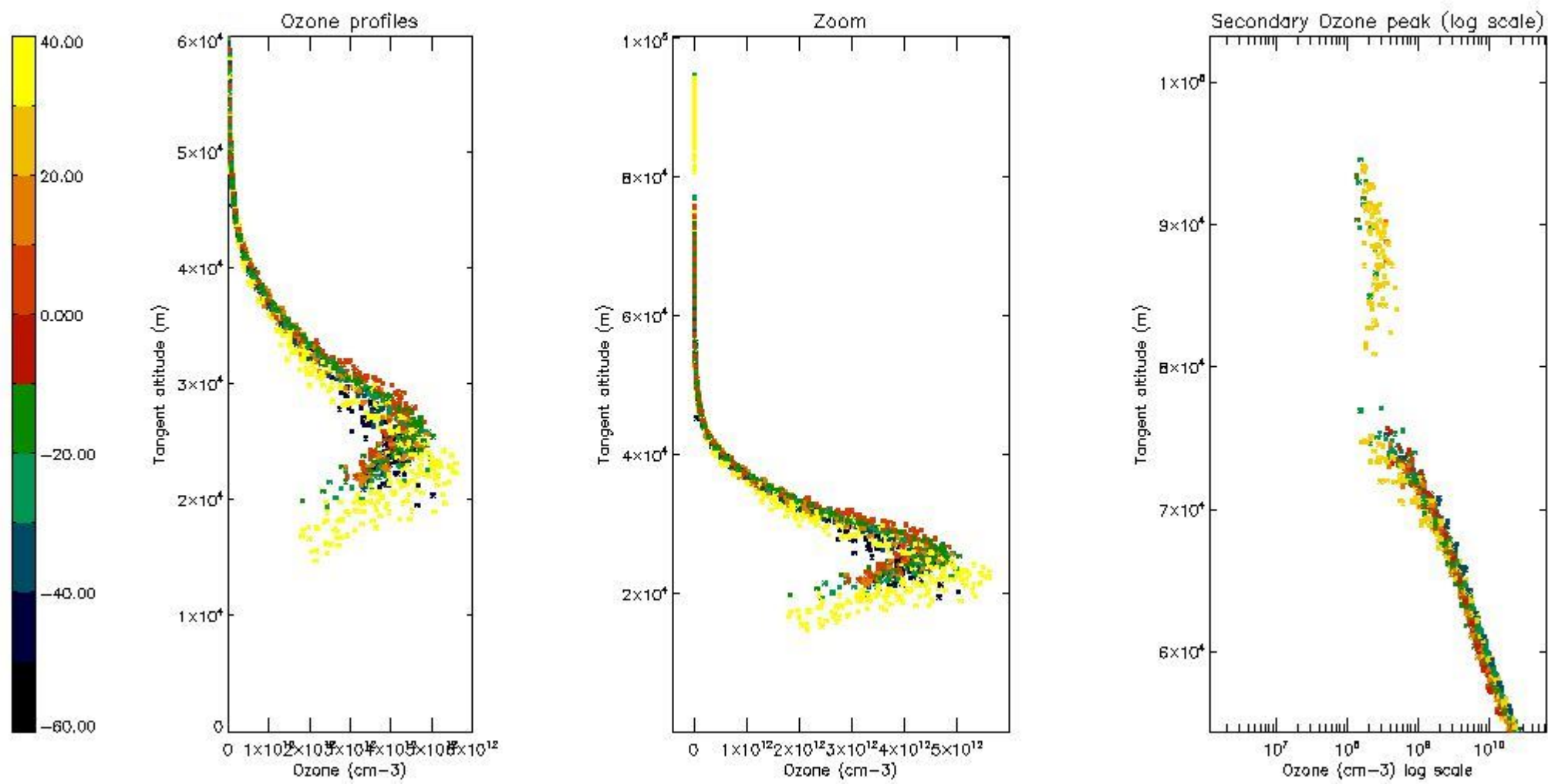
5.3 Plot ozone profiles where STD < 20% (dark without errors)

The colorbar represents the latitude.



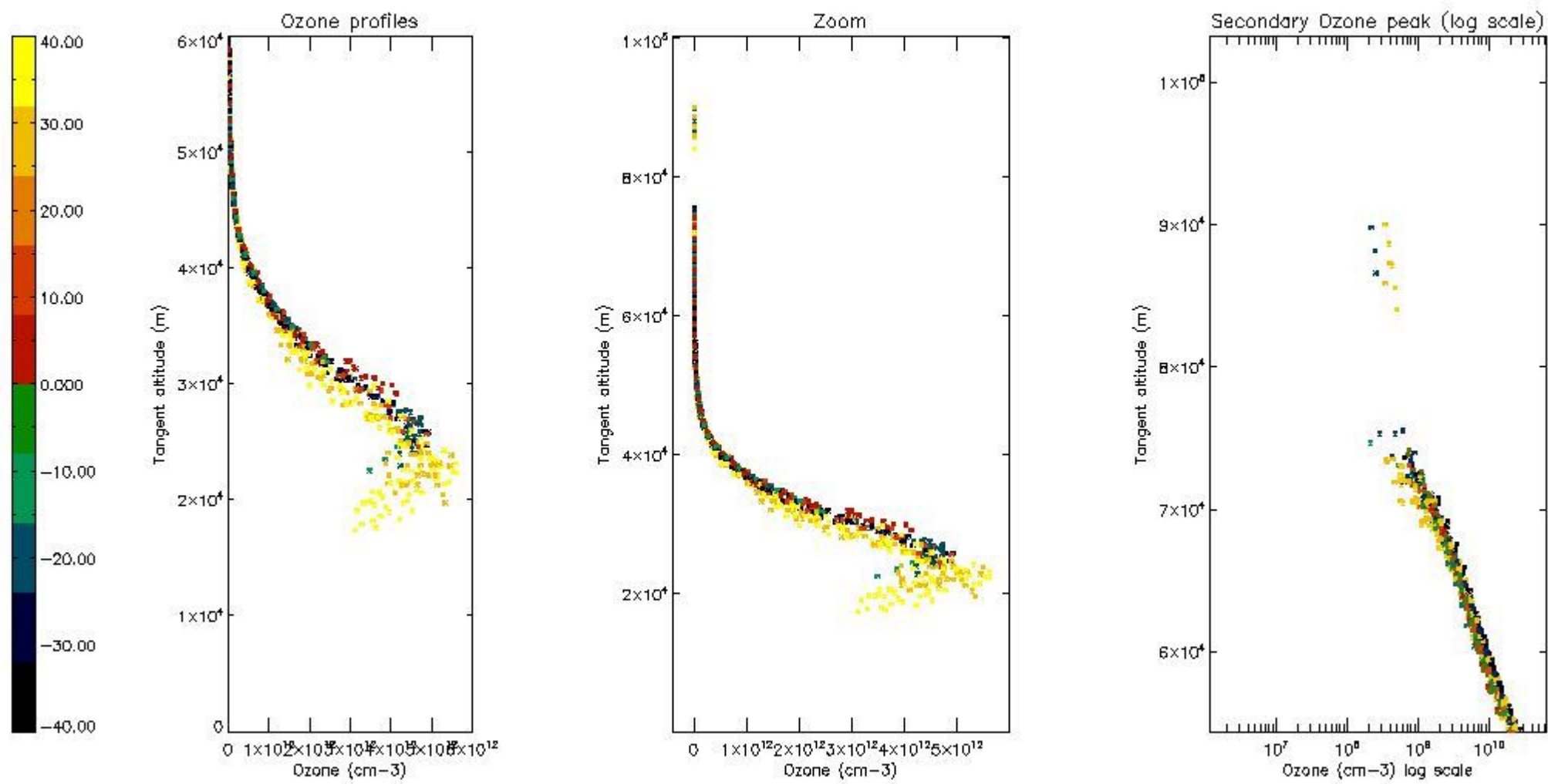
5.4 Plot ozone profiles where STD < 10% (dark without errors)

The colorbar represents the latitude.



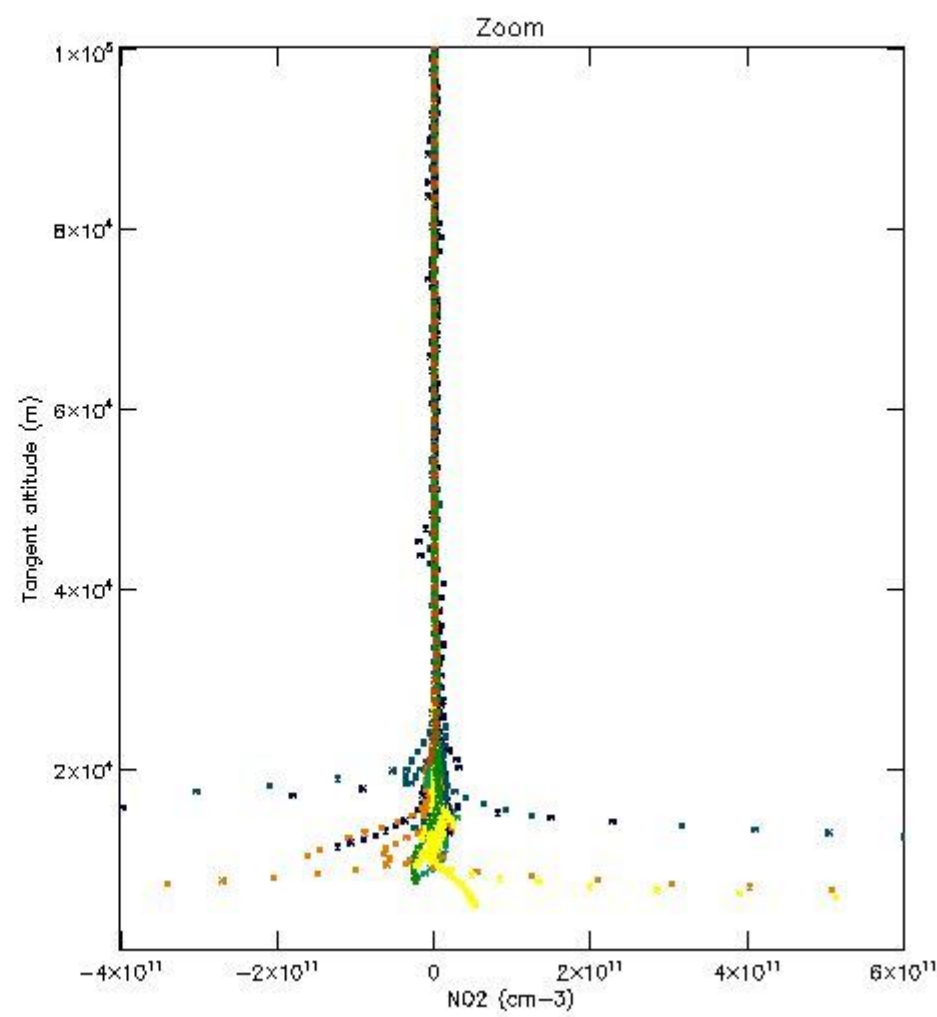
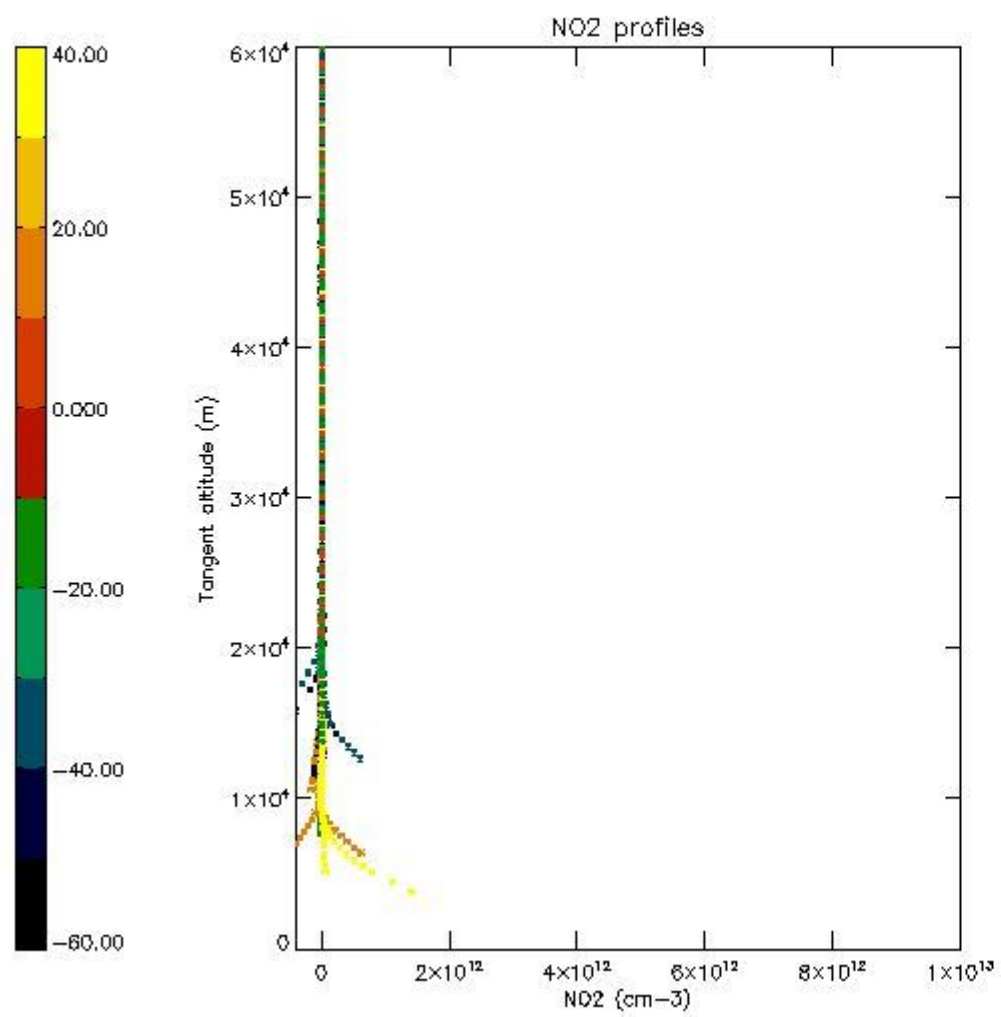
5.5 Plot ozone profiles where STD < 5% (dark without errors)

The colorbar represents the latitude.



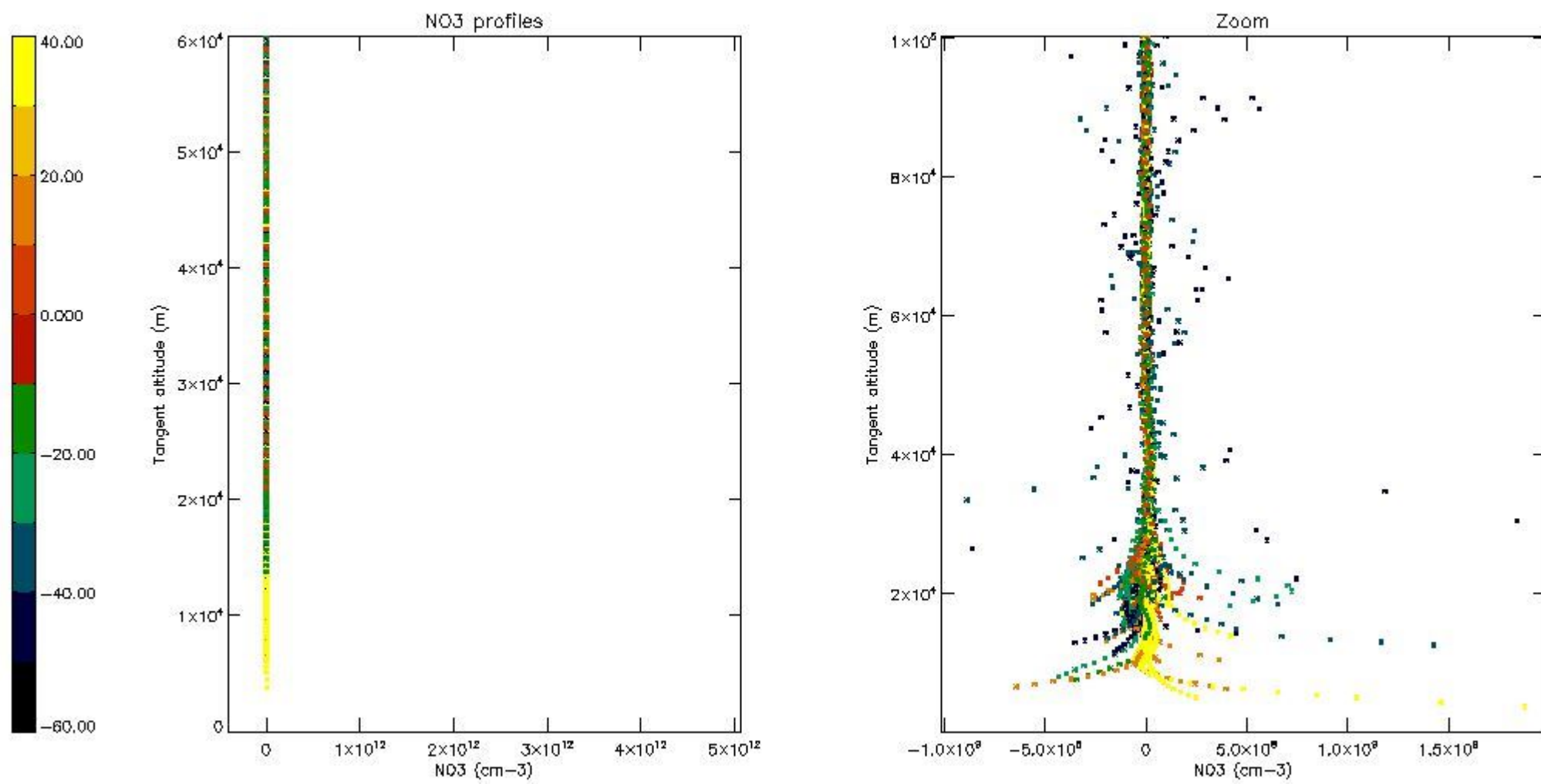
5.6 Plot NO₂ profiles for all STD (dark without errors)

The colorbar represents the latitude.



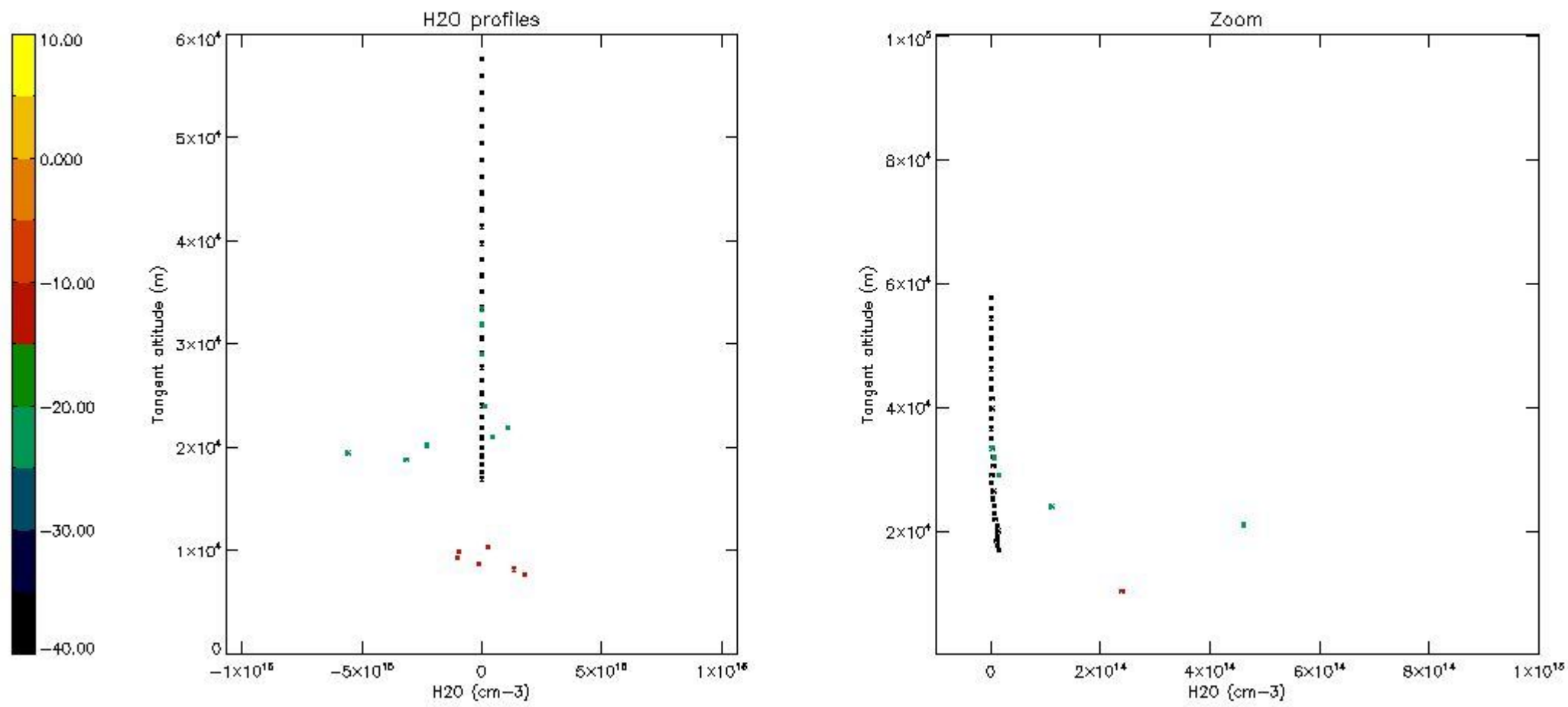
5.7 Plot NO3 profiles for all STD (dark without errors)

The colorbar represents the latitude.



5.8 Plot H2O profiles for all STD (only for occultations of stars 1,2,3,4,13,14,16,26,63 dark without errors)

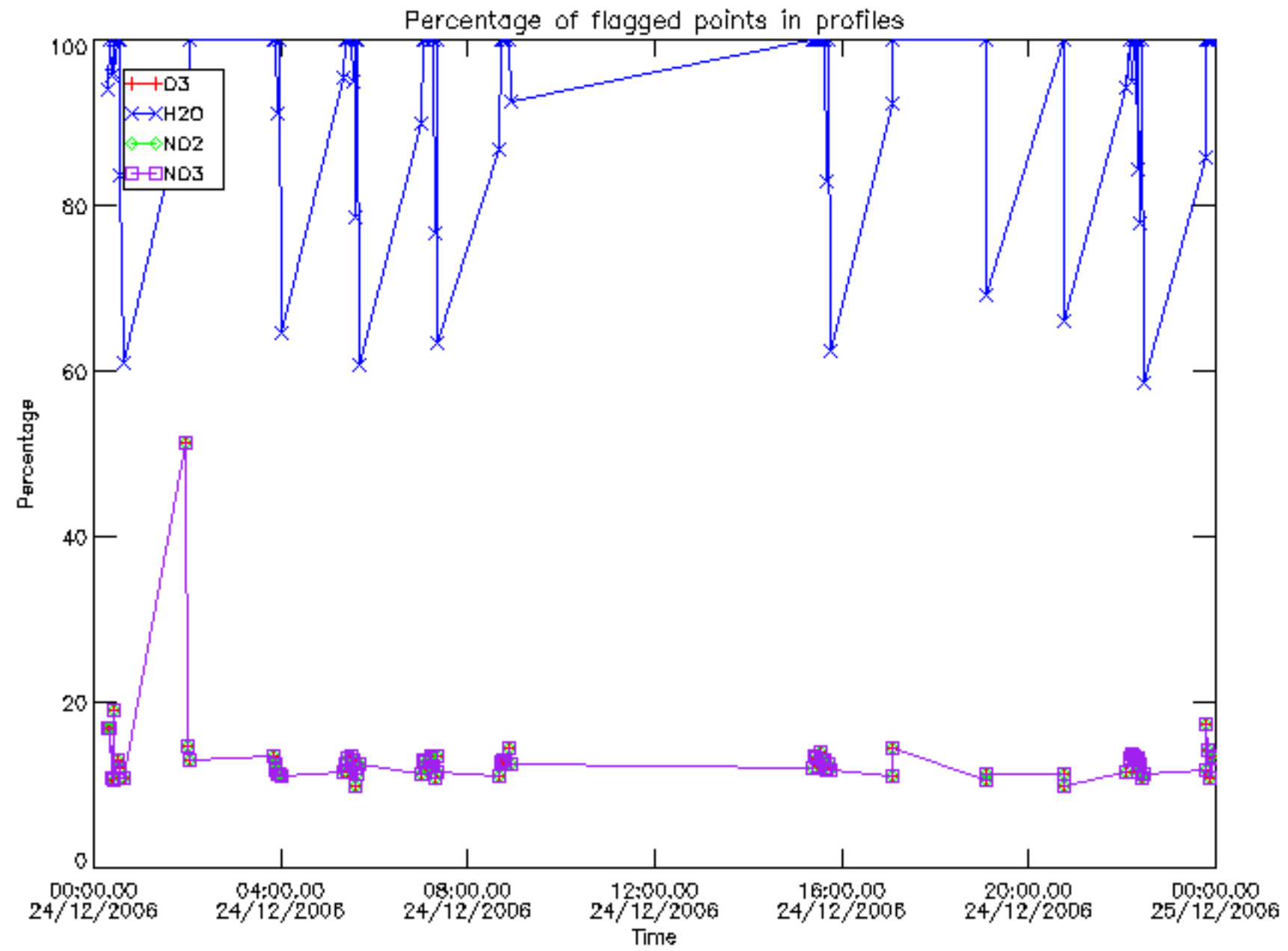
The colorbar represents the latitude.



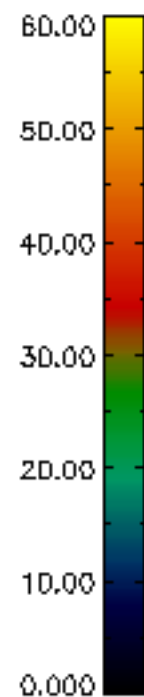
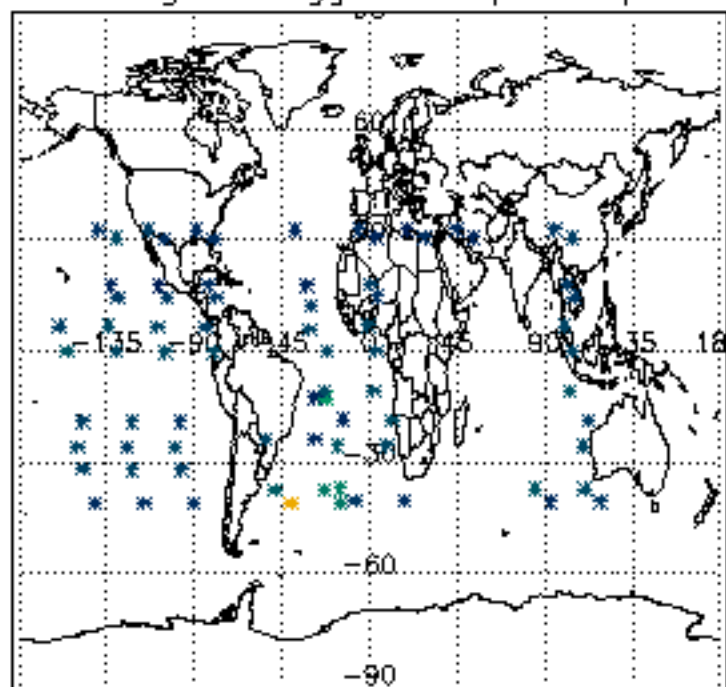
6. Auxiliary Data Files used for the production reported in section 2

The number reported in the third column indicates since which file (see list in section 2) the corresponding auxiliary file has been used. The fourth column is the date of those product files.

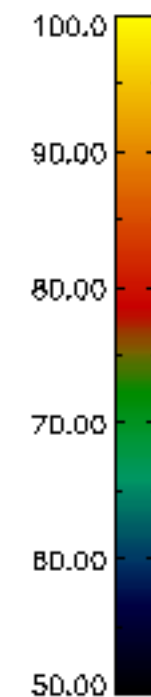
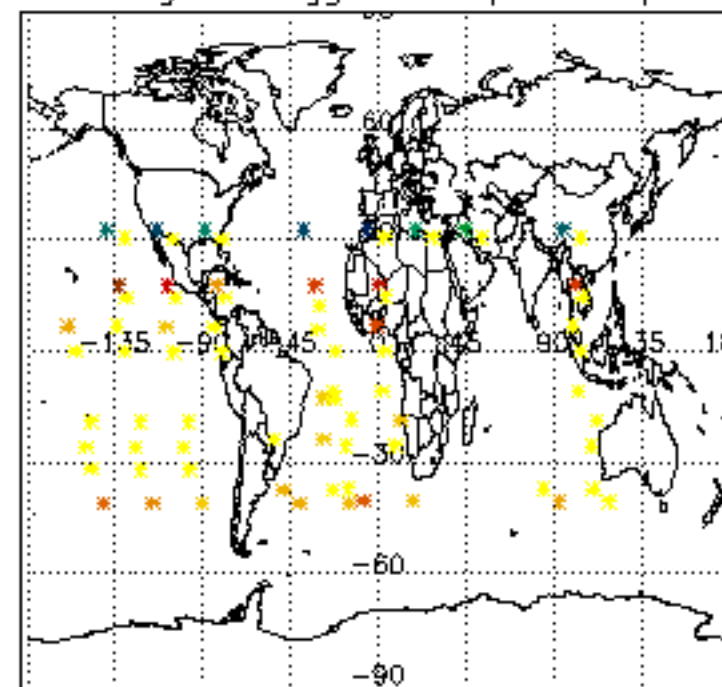
Type	Auxiliary Filename	Used since product	Used since product date
INST_PHYS_CHARACTERISTICS	GOM_INS_AXVIEC20091111_143220_20030716_120000_20500101_000000	1	24-DEC-2006 00:03:43
LEVEL-2_PROC_CONFIG	GOM_PR2_AXVIEC20091111_152718_20020301_000000_20500101_000000	1	24-DEC-2006 00:03:43
CROSS_SECTIONS_FILE	GOM_CRS_AXVIEC20091111_154832_20020301_000000_20500101_000000	1	24-DEC-2006 00:03:43



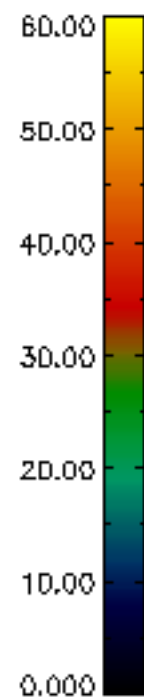
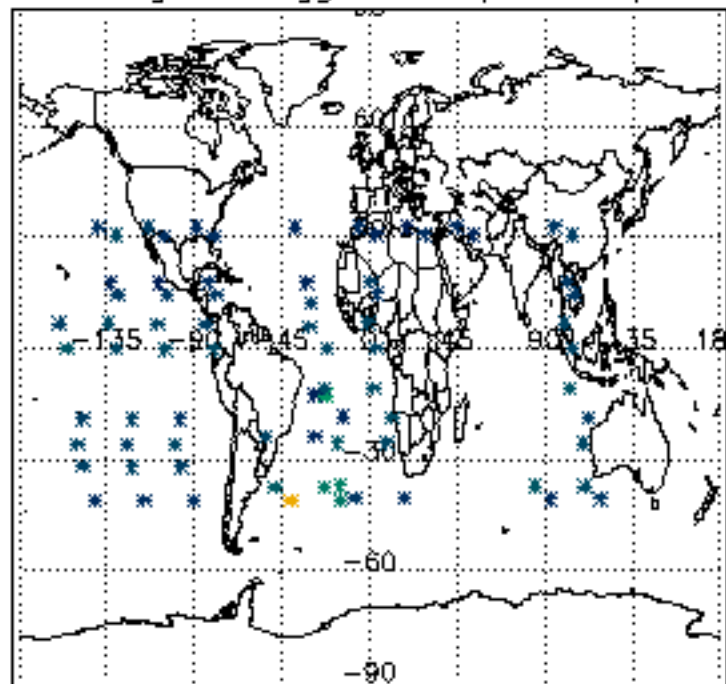
Percentage of flagged data per D3 profile



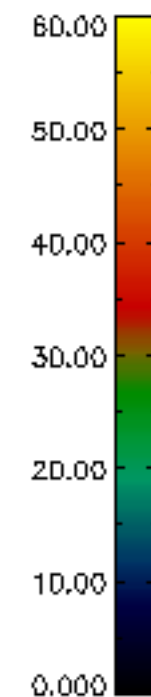
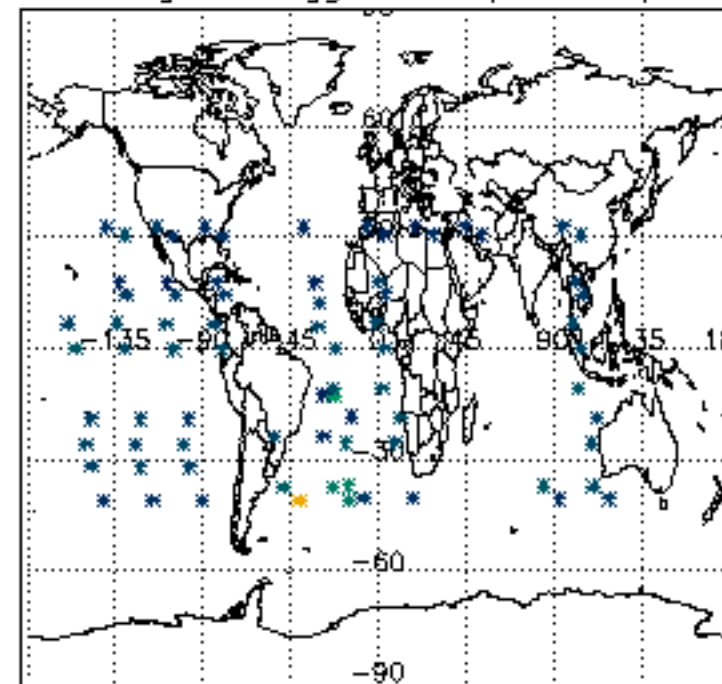
Percentage of flagged data per H2O profile

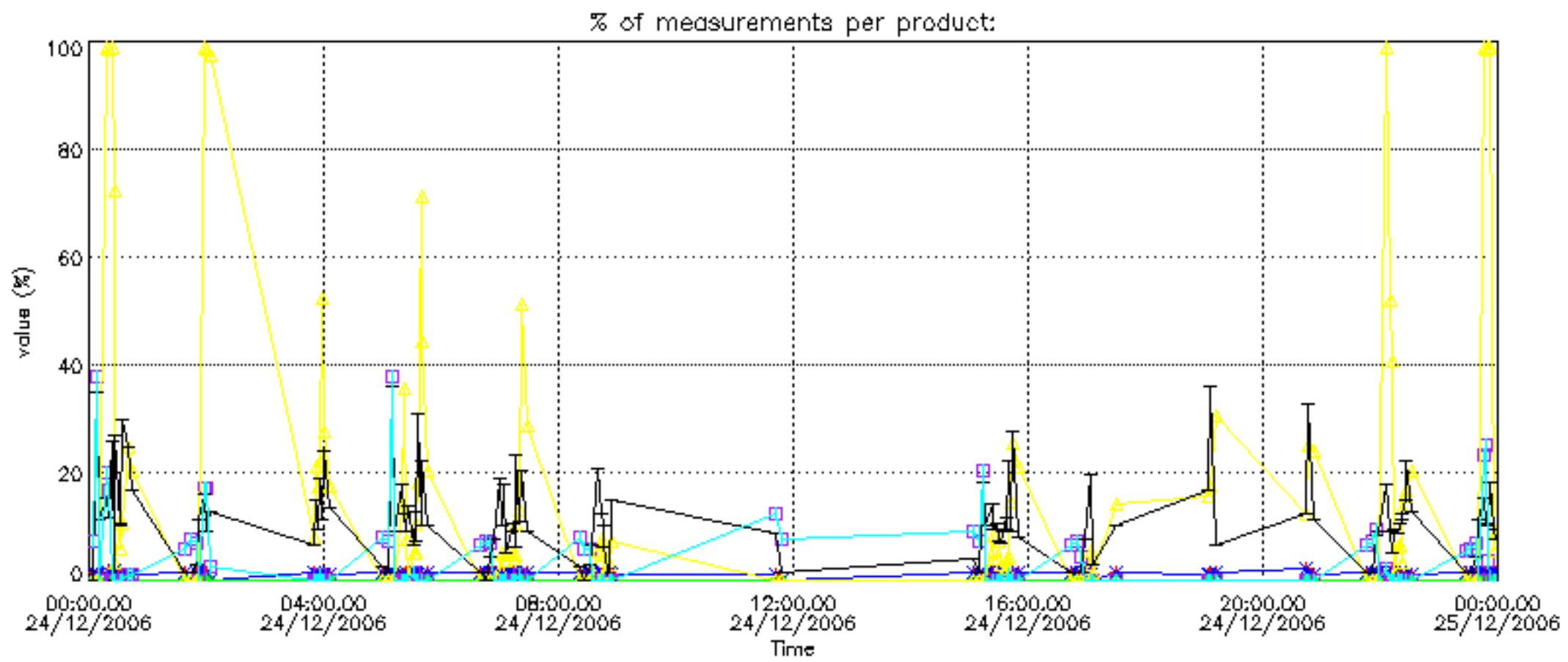


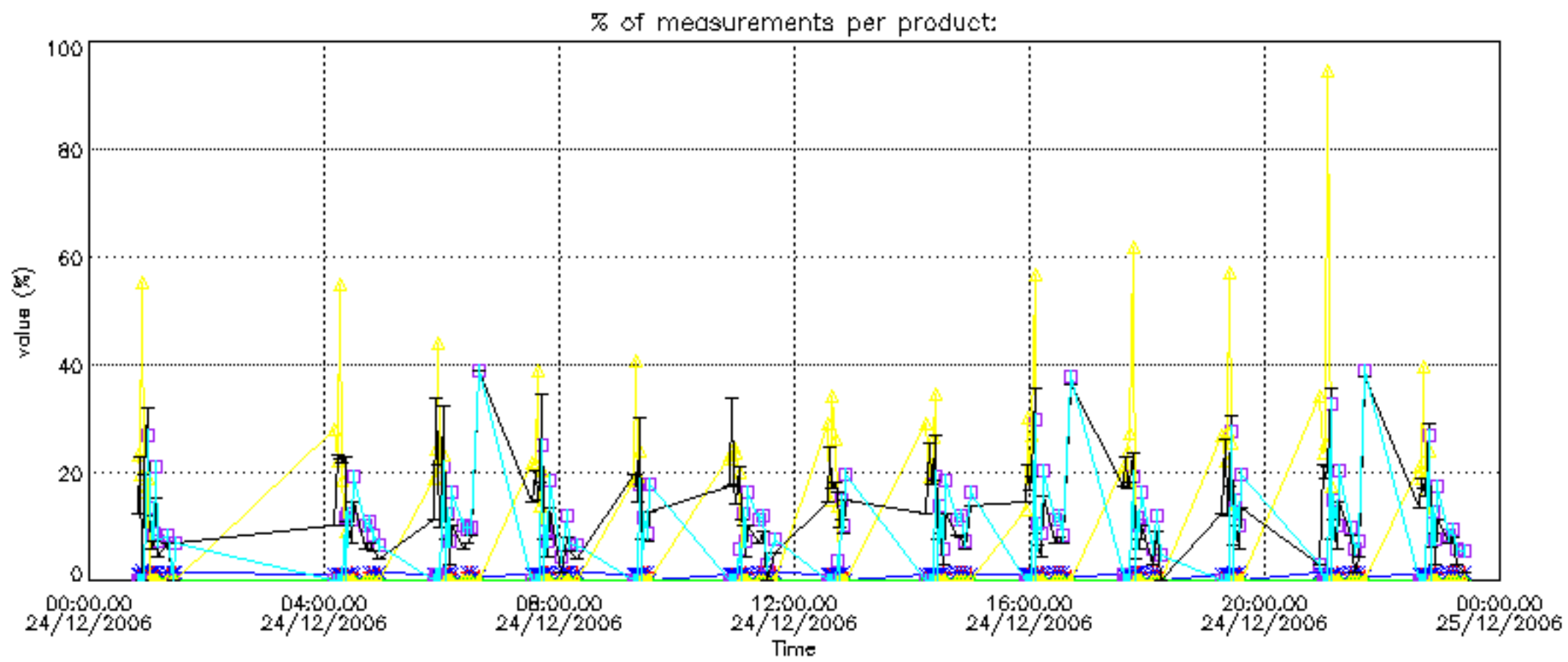
Percentage of flagged data per NO2 profile



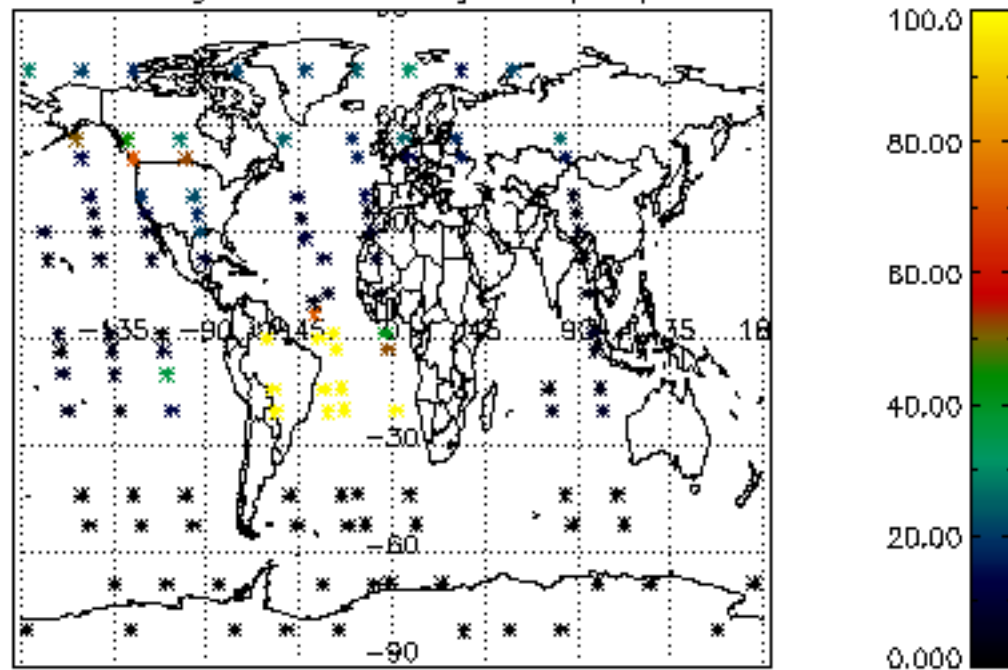
Percentage of flagged data per NO3 profile



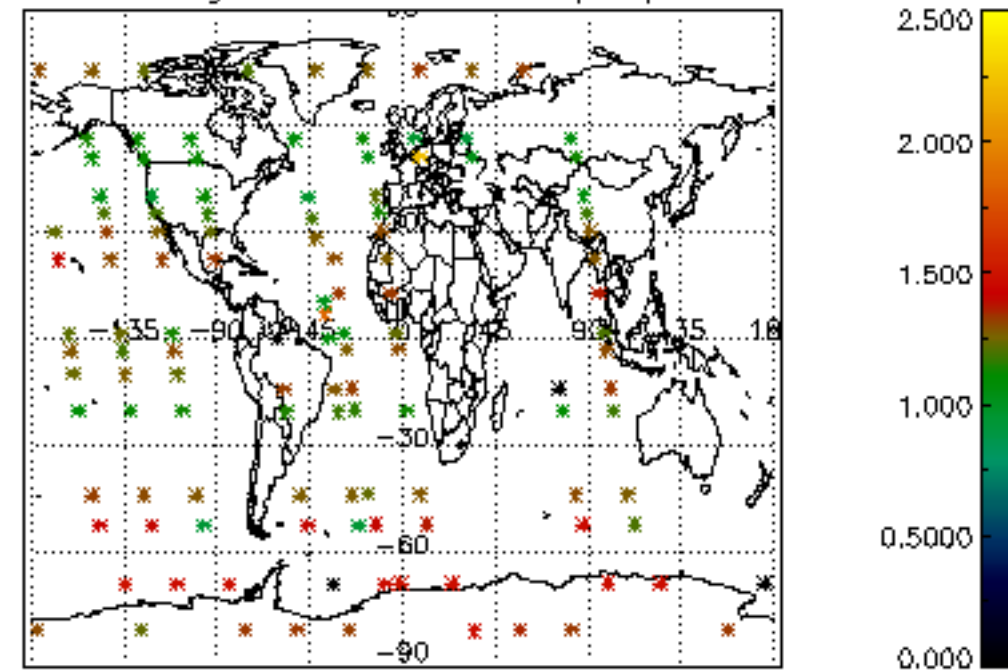




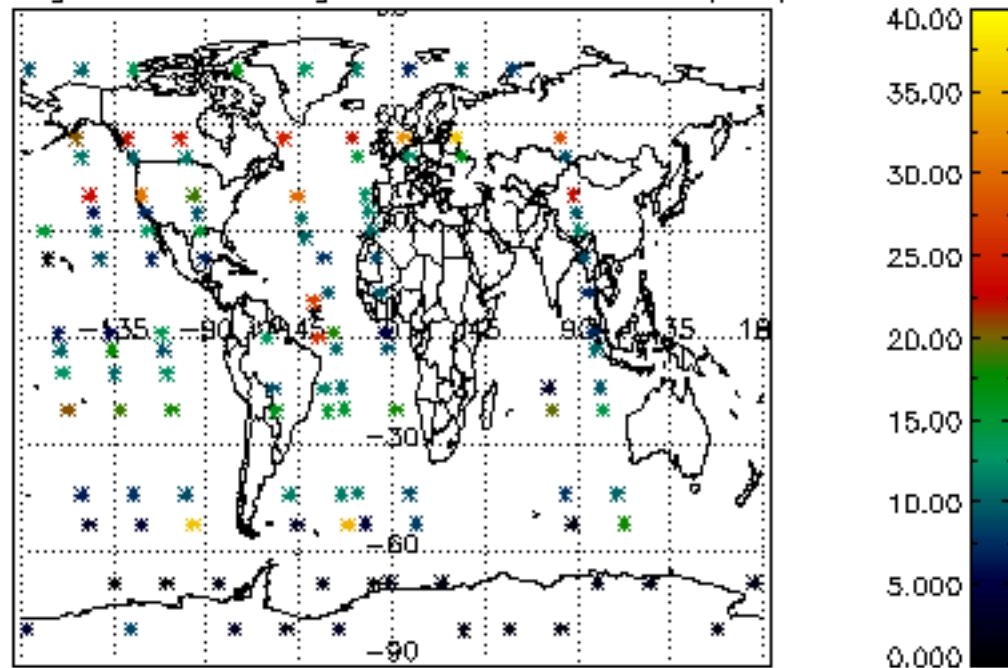
Percentage of cosmic ray hits per profile



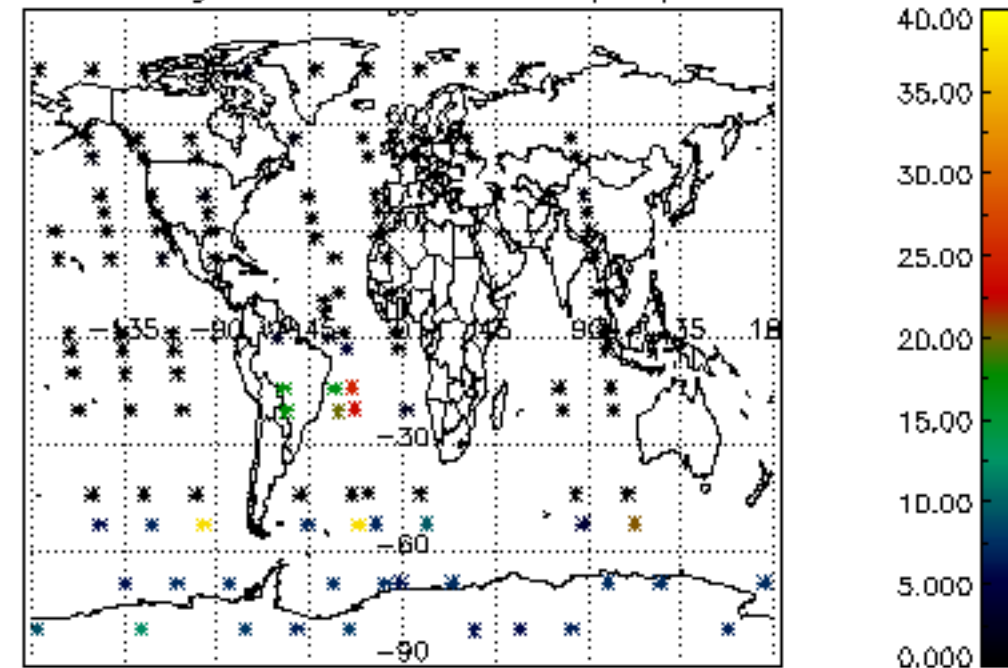
Percentage of datation errors per profile



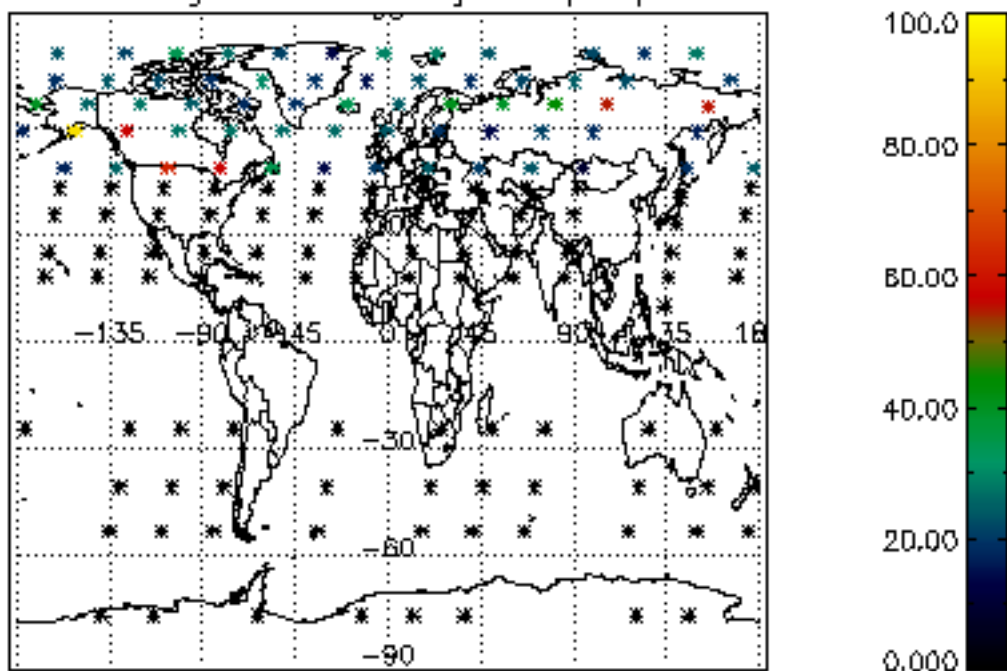
Percentage of star falling outside central band per profile



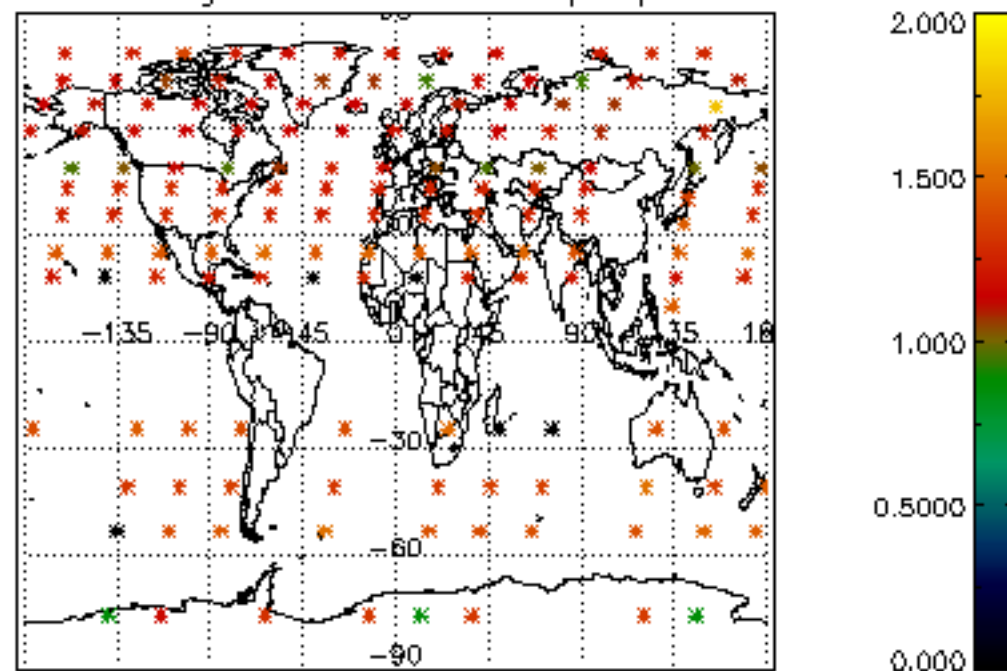
Percentage of saturation errors per profile



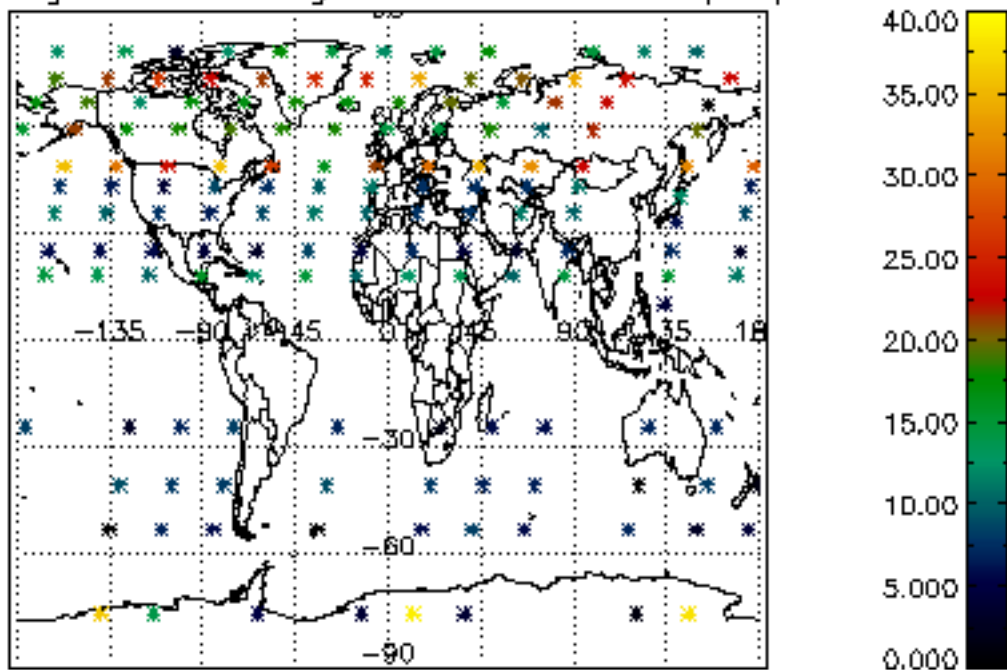
Percentage of cosmic ray hits per profile



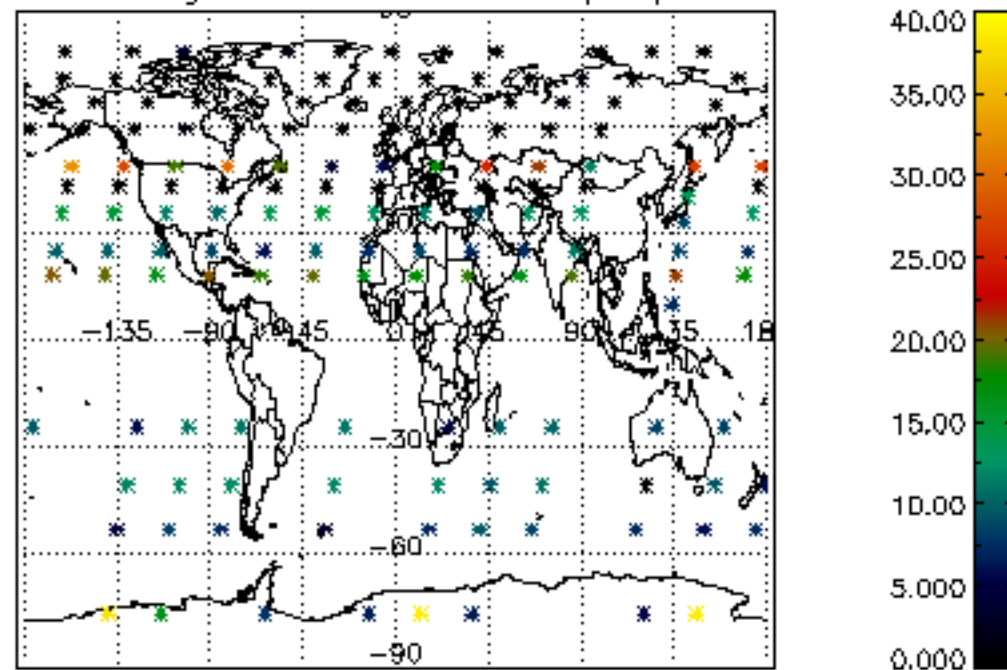
Percentage of datation errors per profile

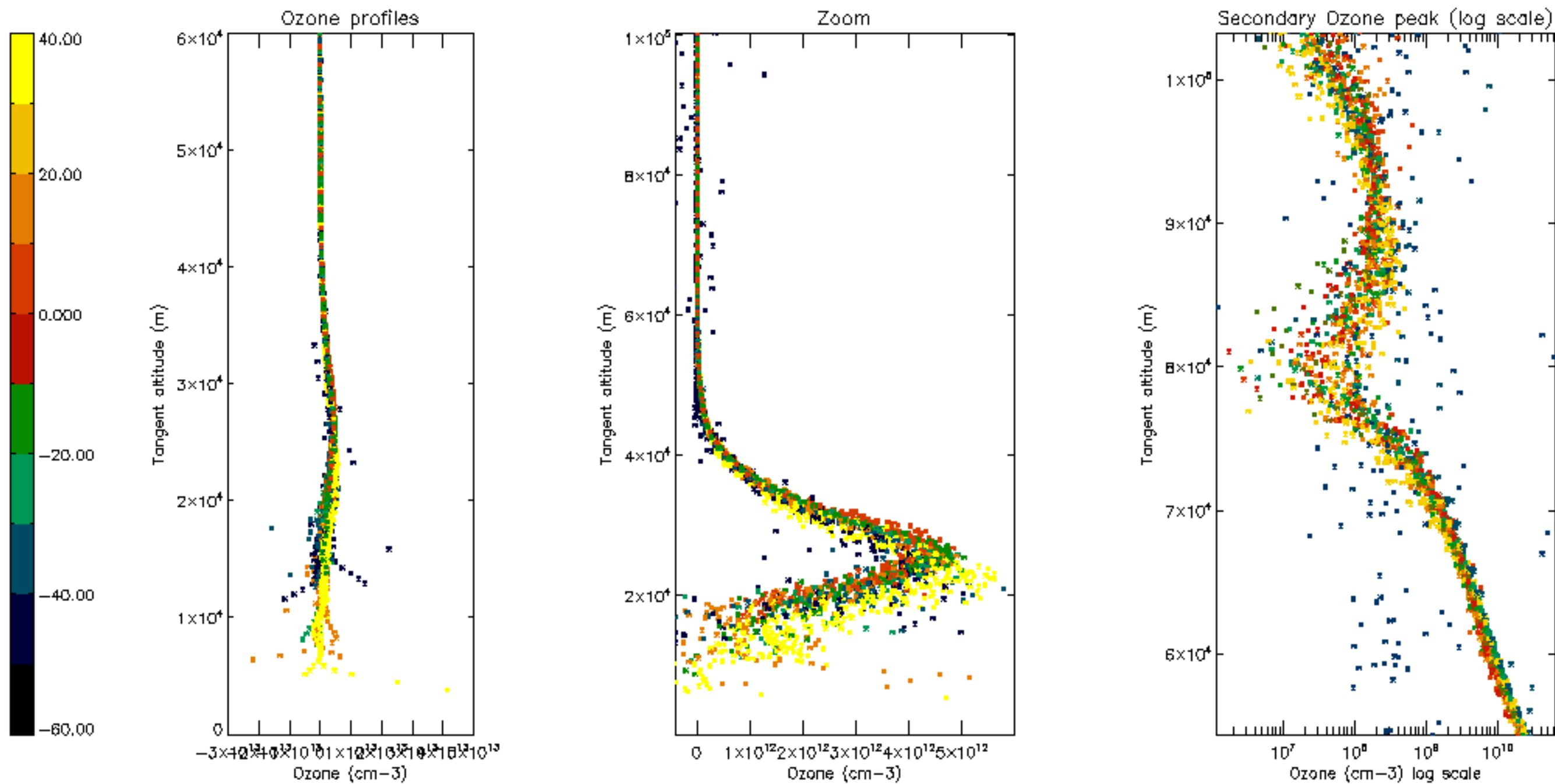


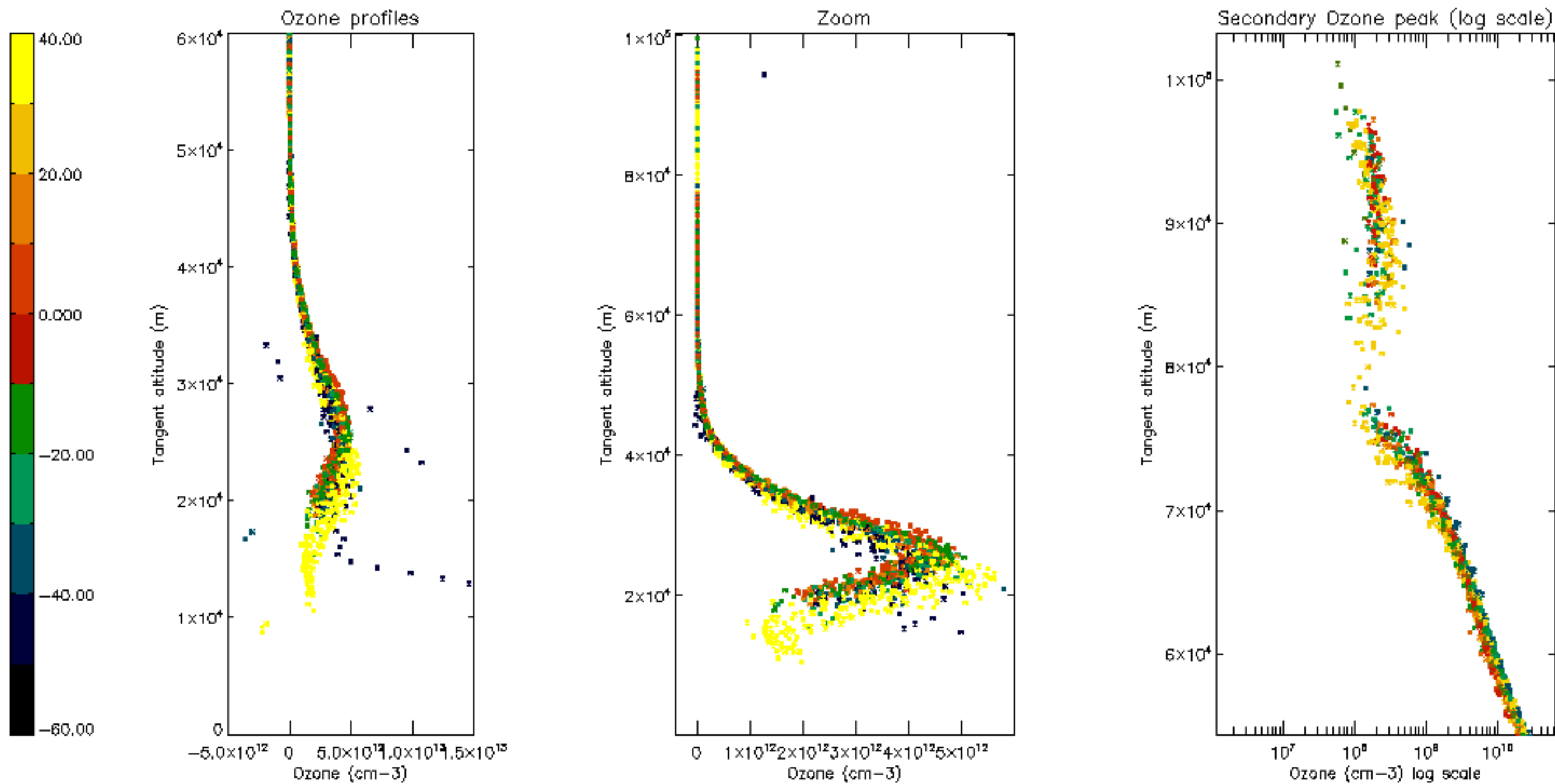
Percentage of star falling outside central band per profile

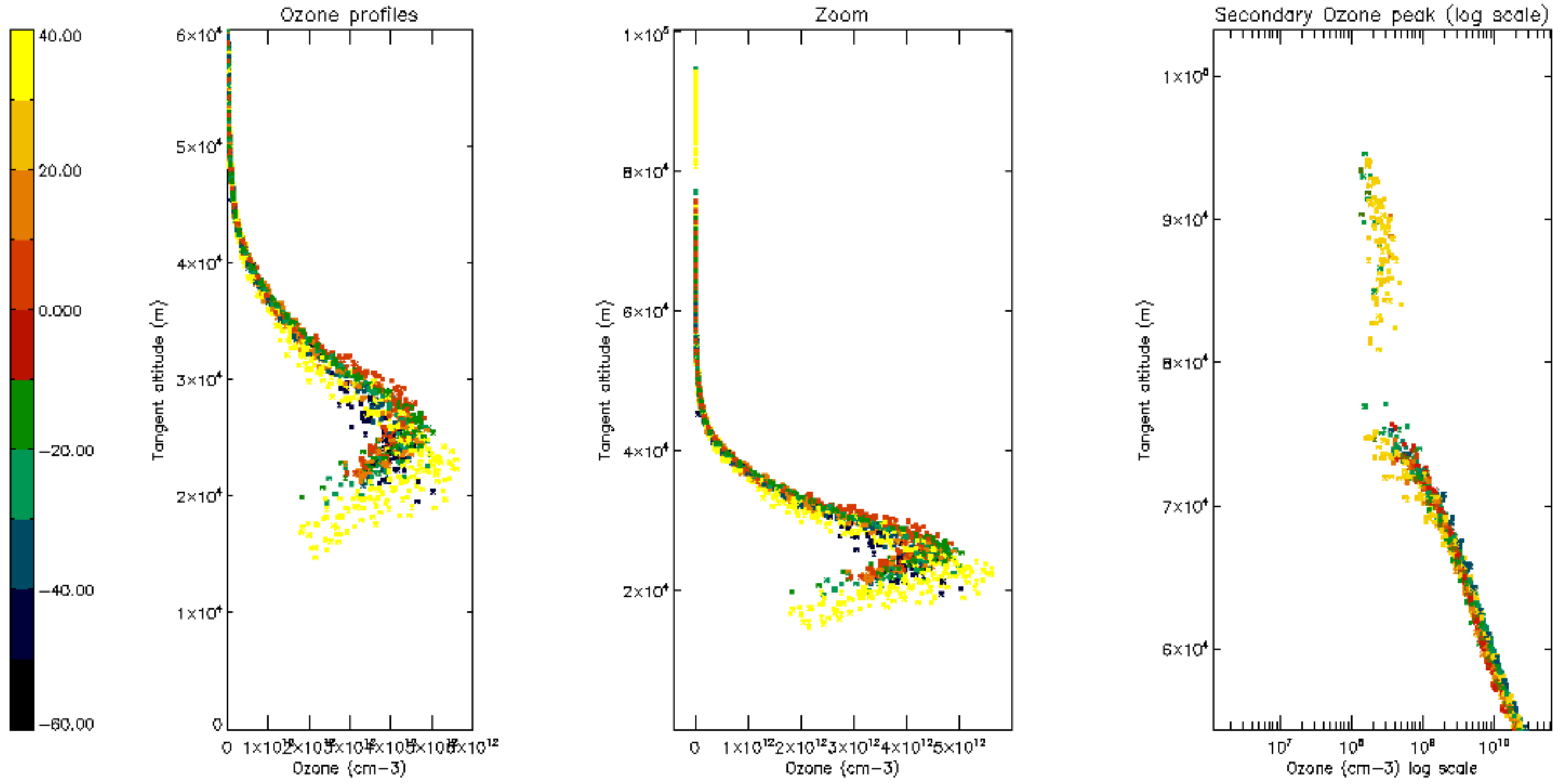


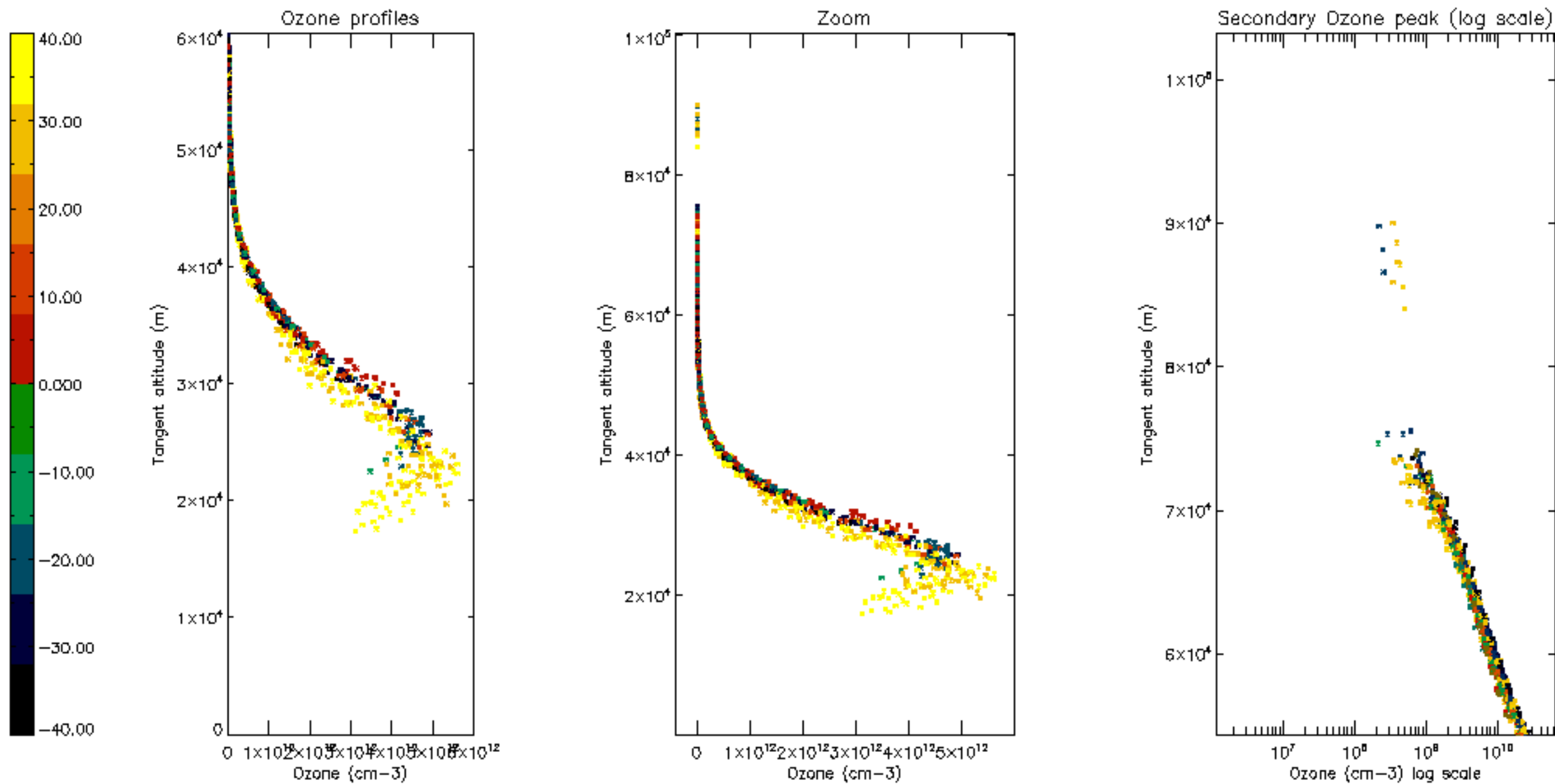
Percentage of saturation errors per profile

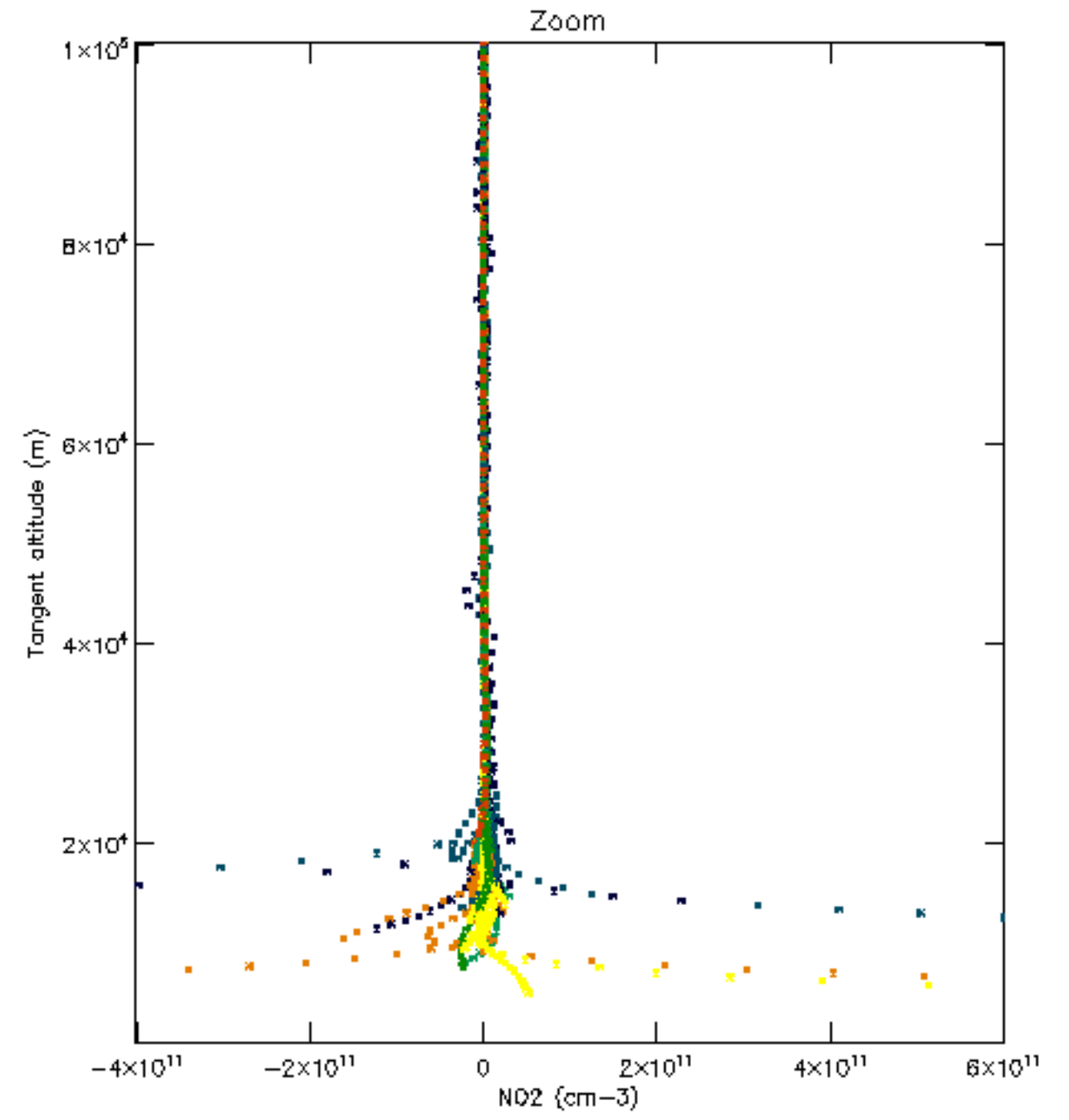
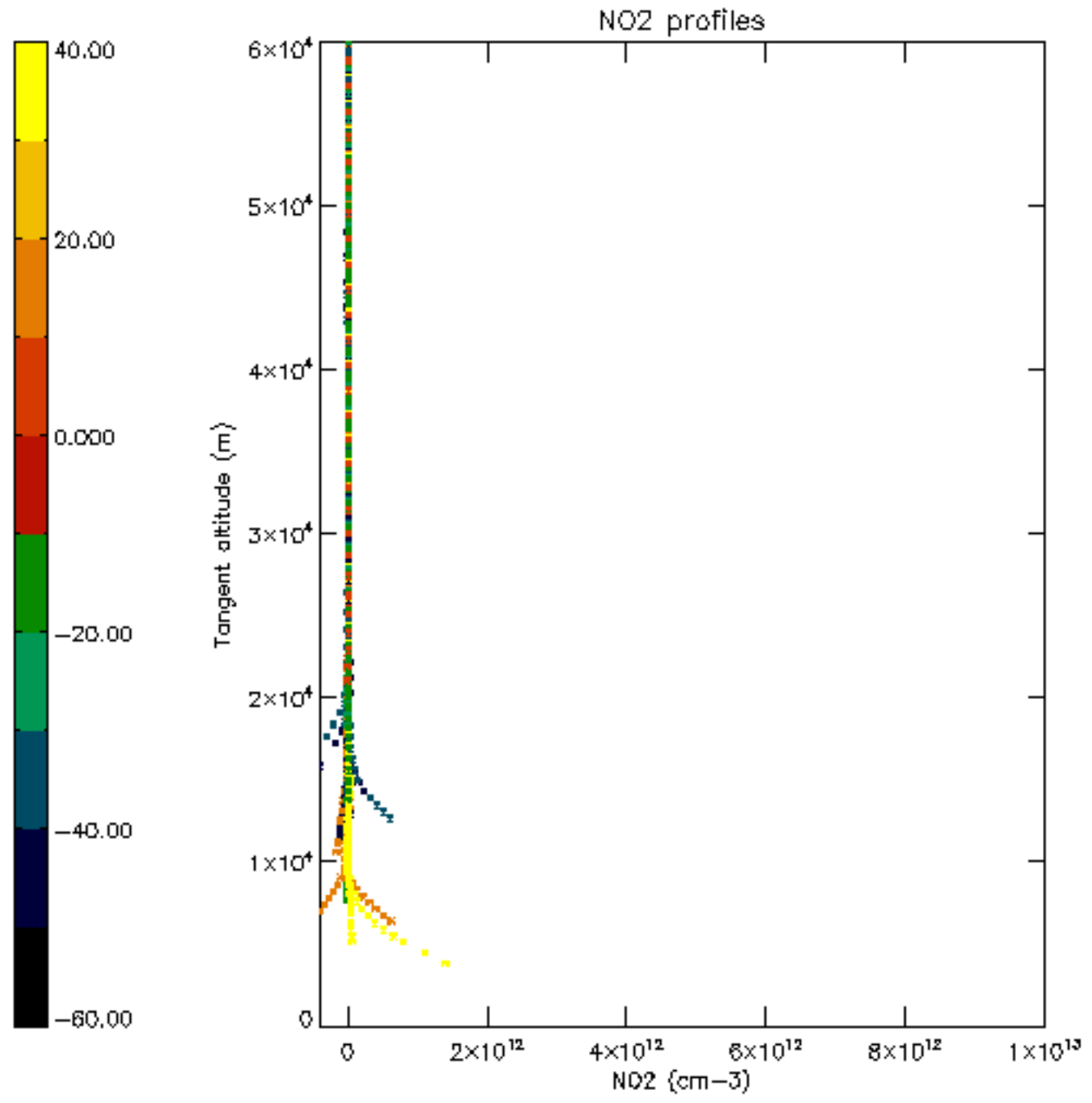


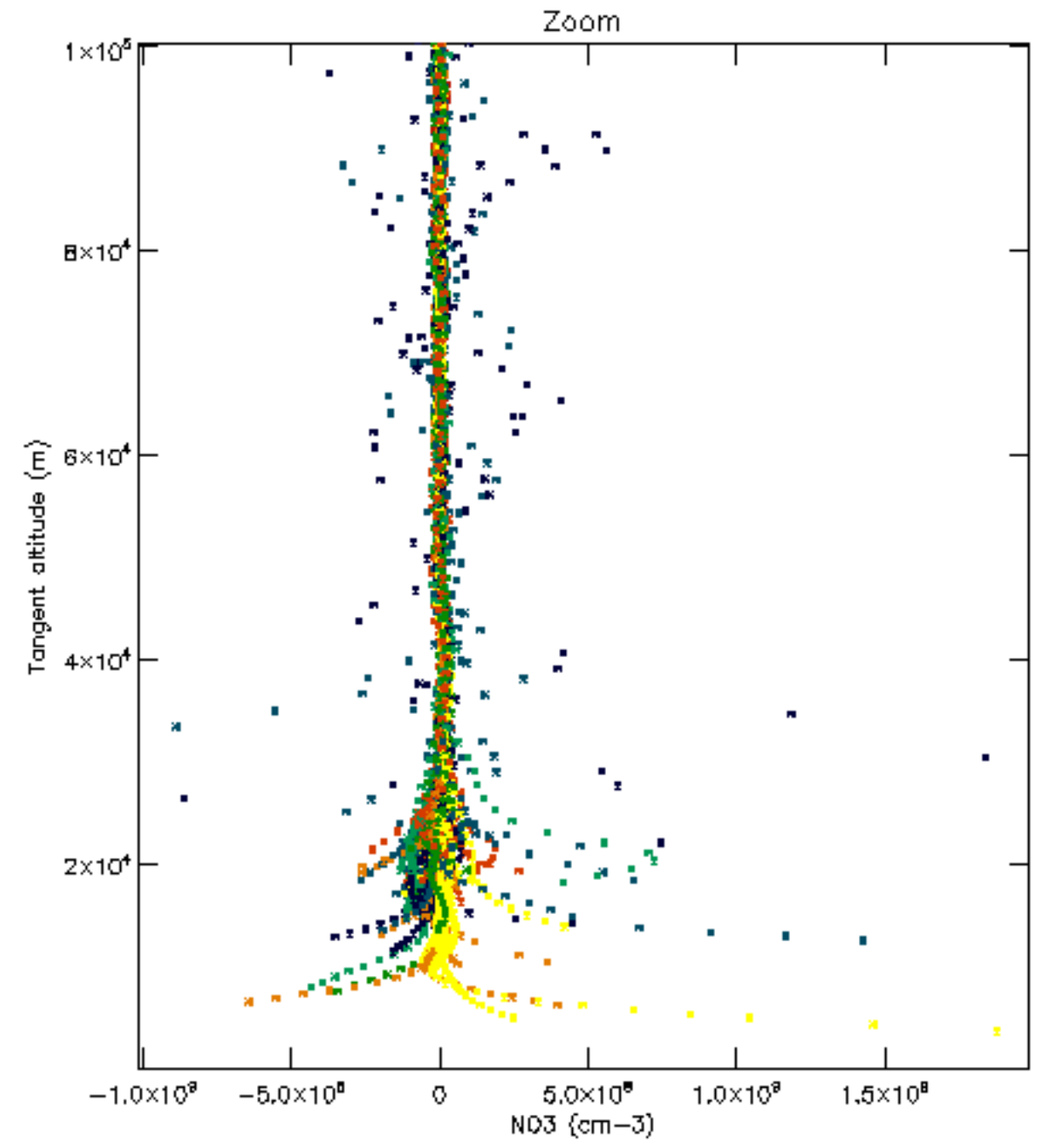
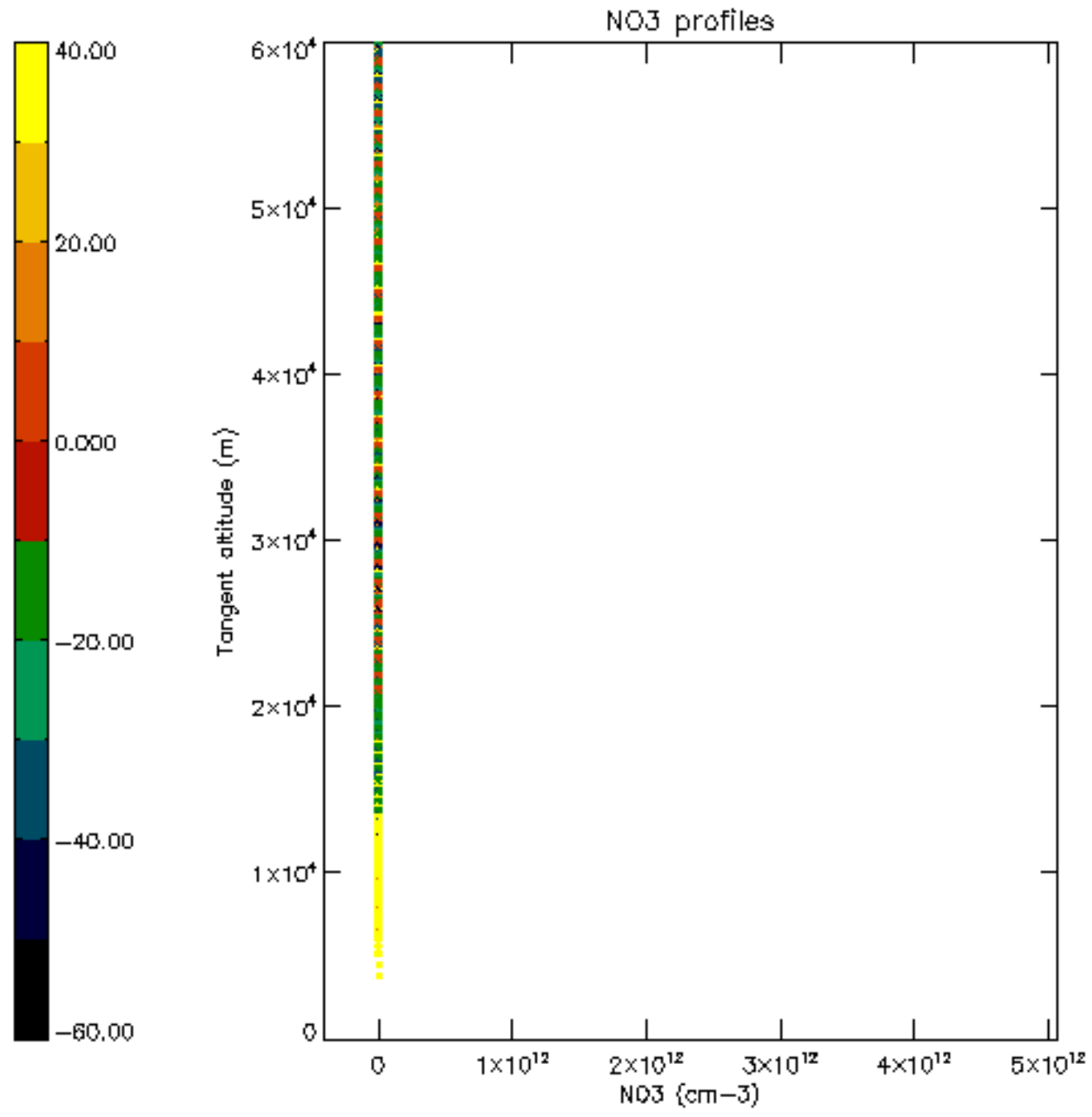


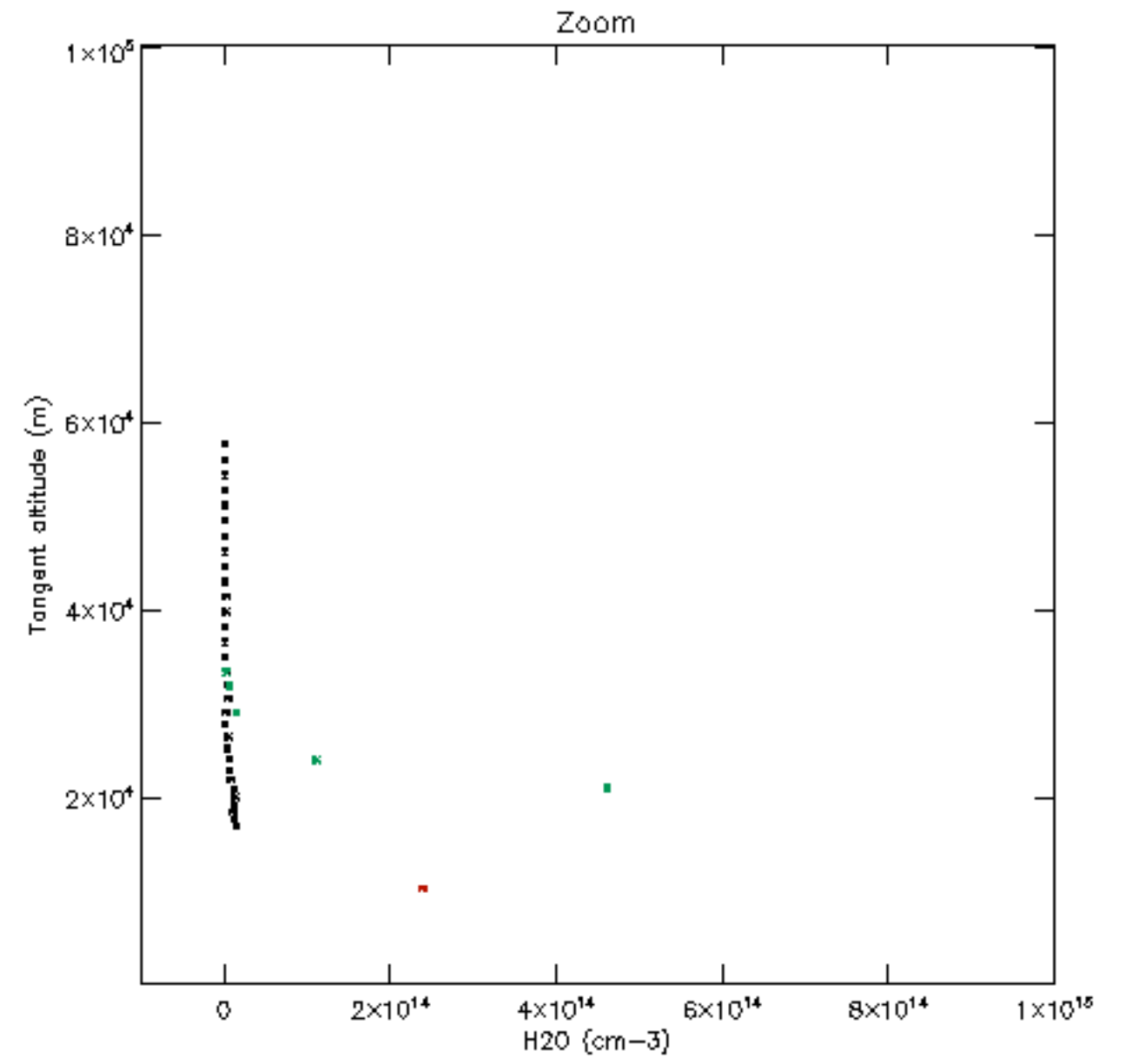
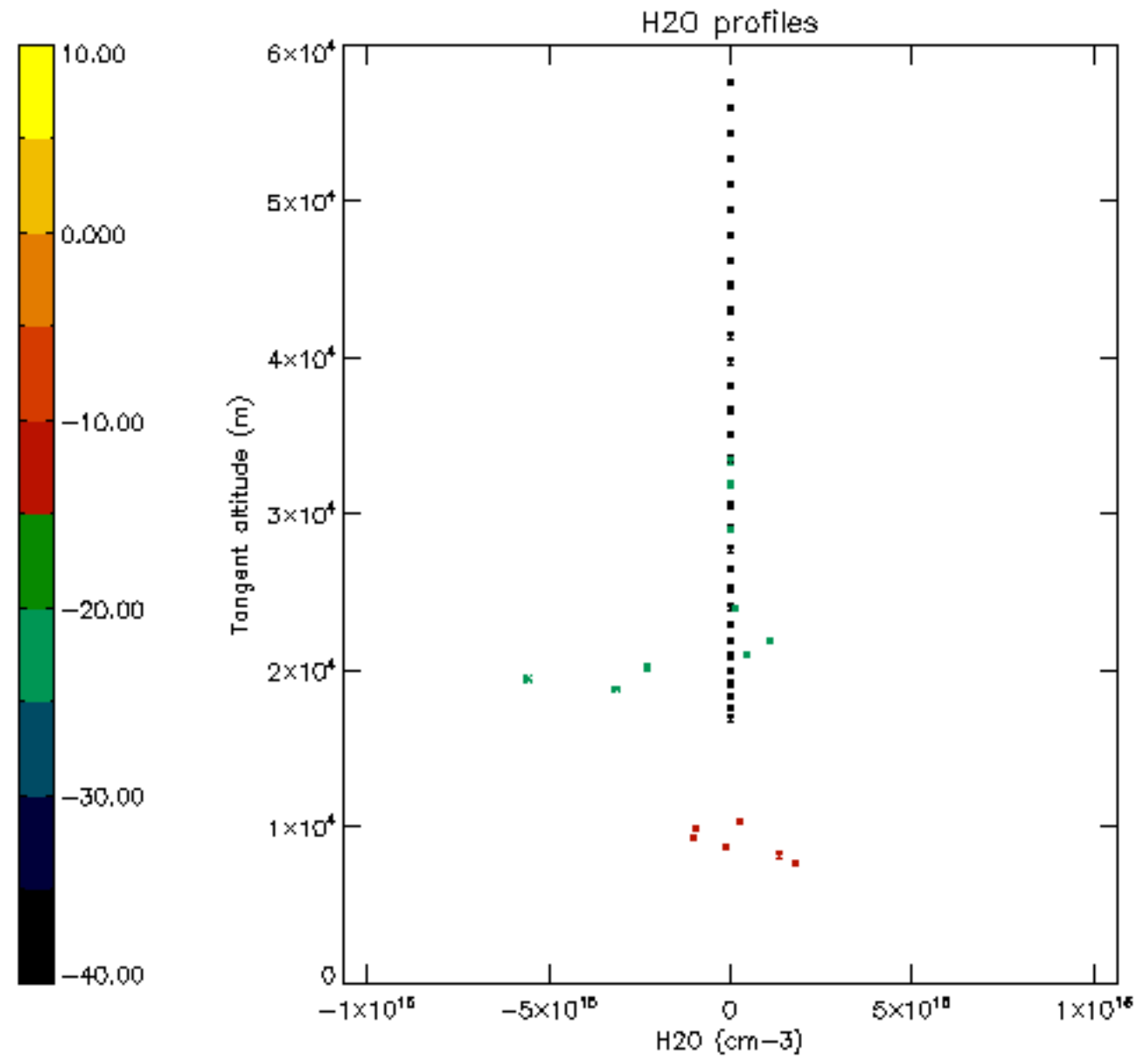


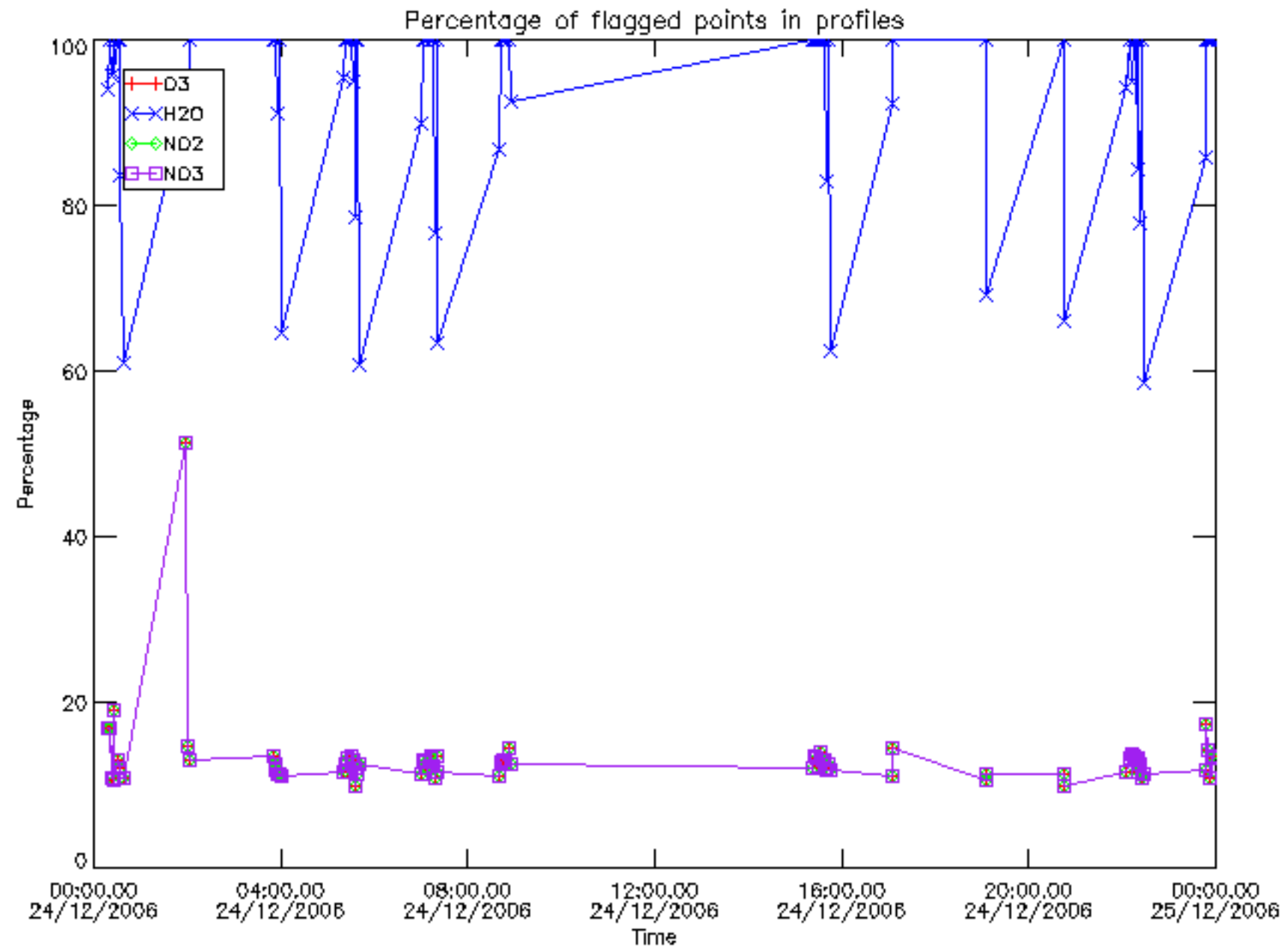




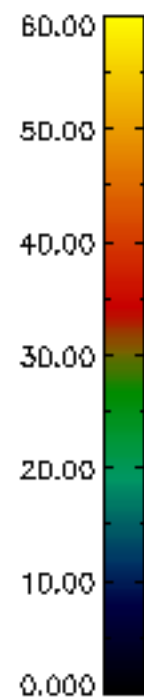
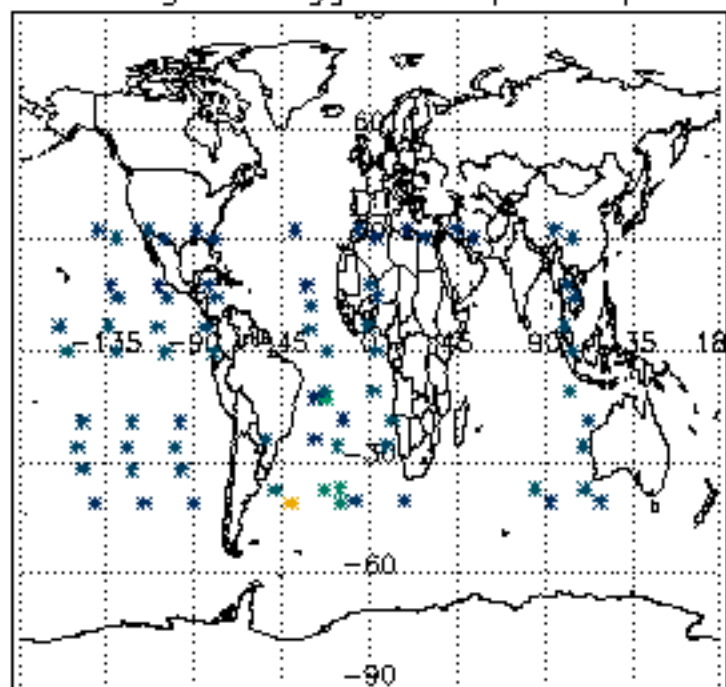




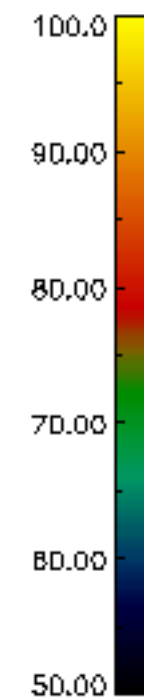
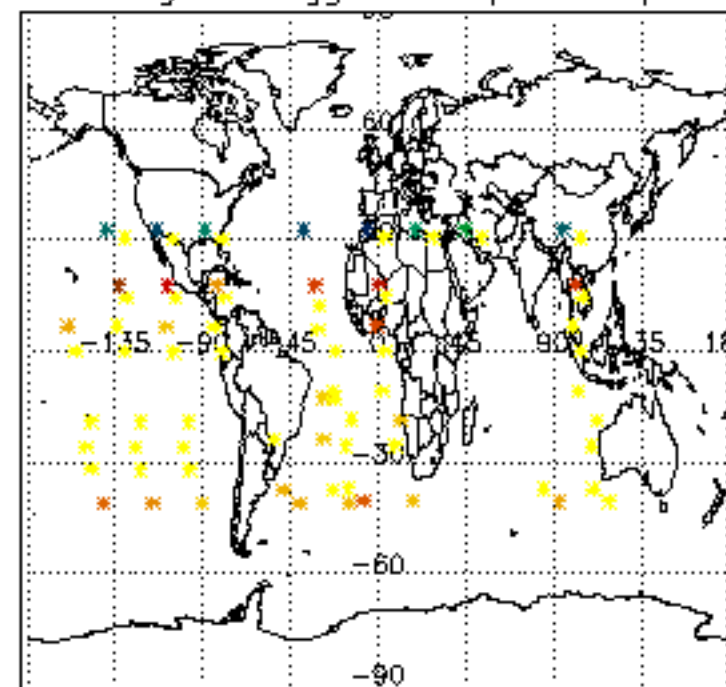




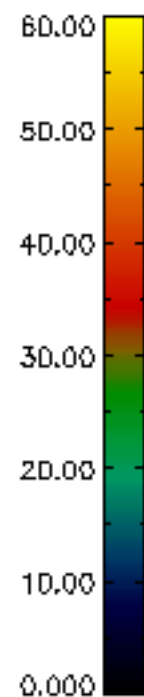
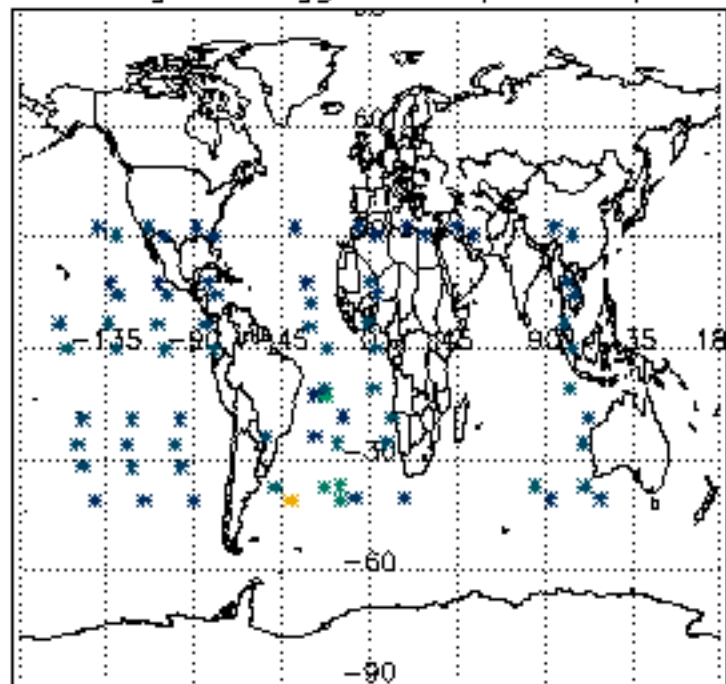
Percentage of flagged data per D3 profile



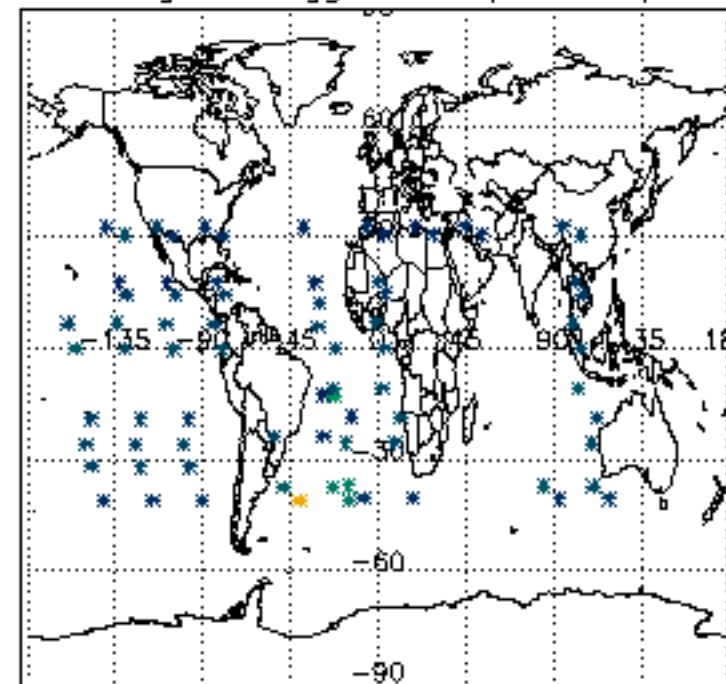
Percentage of flagged data per H2O profile

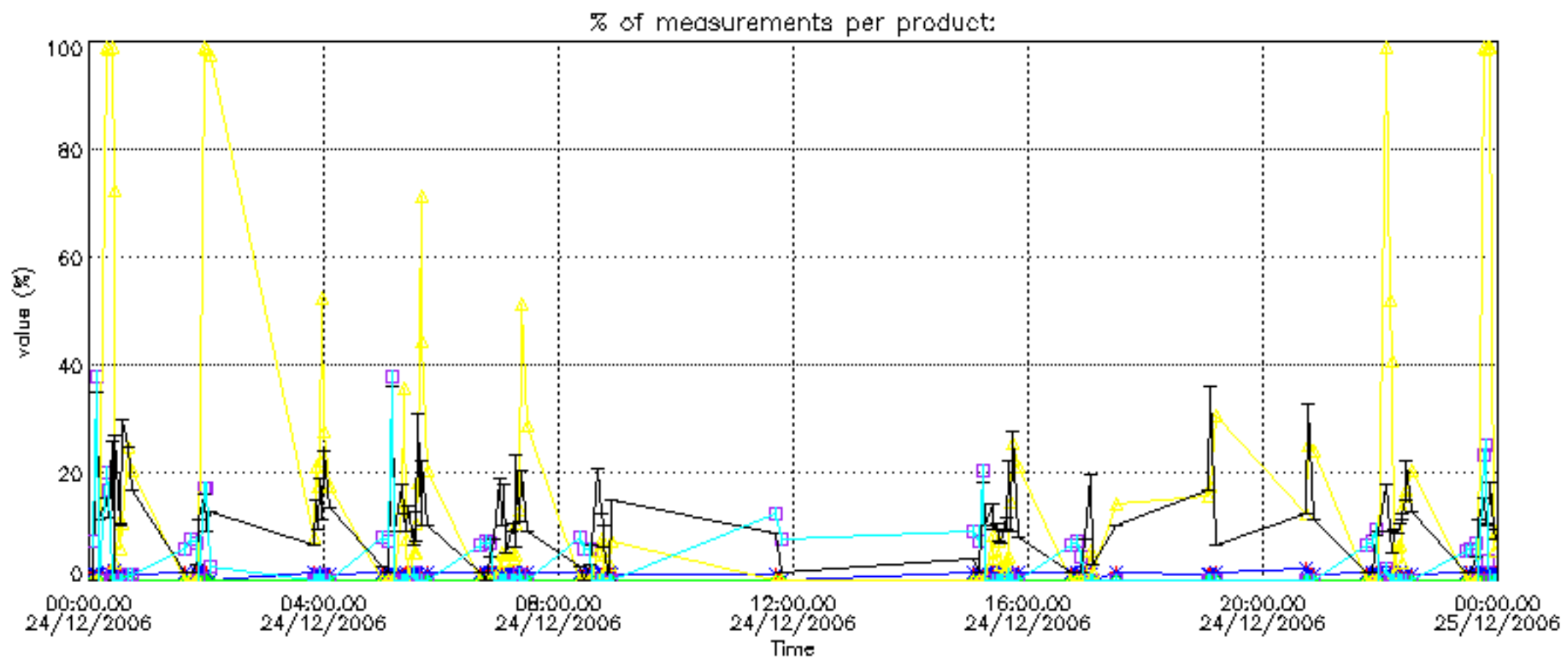


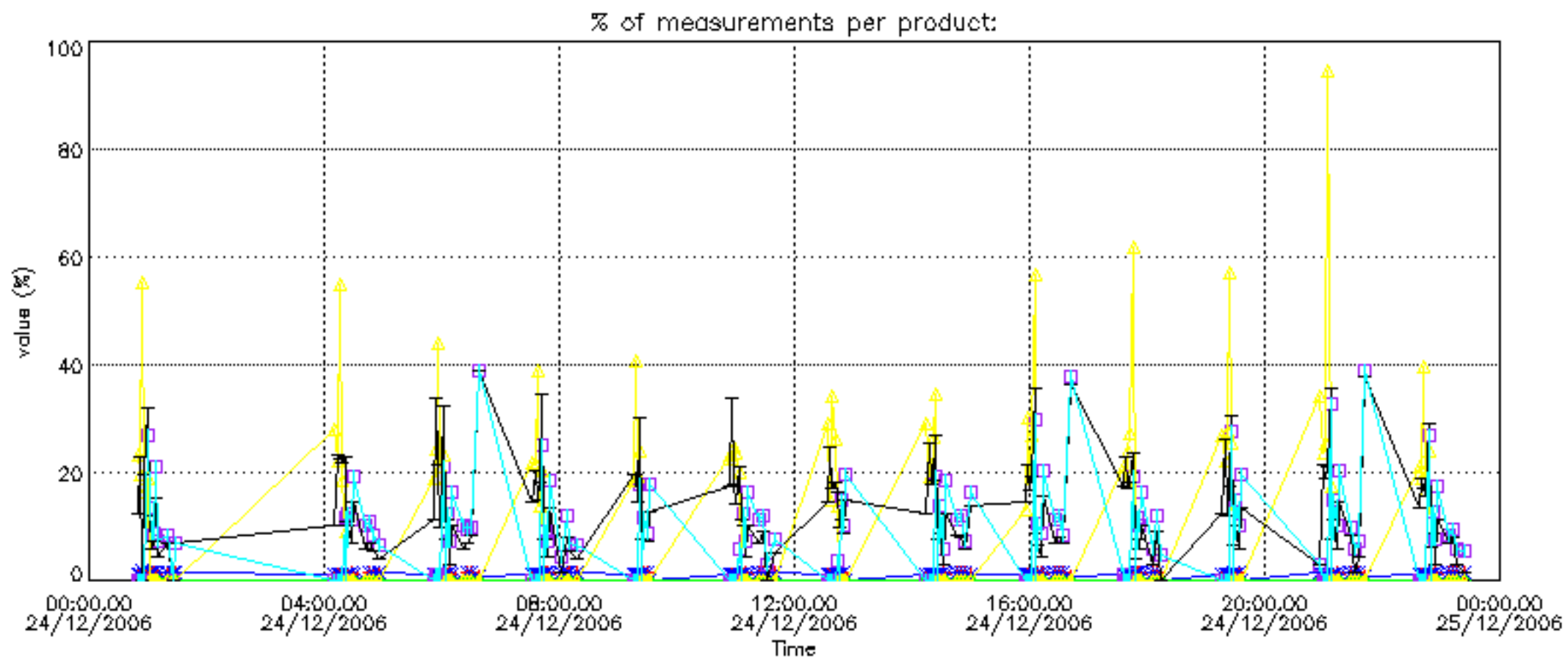
Percentage of flagged data per NO2 profile



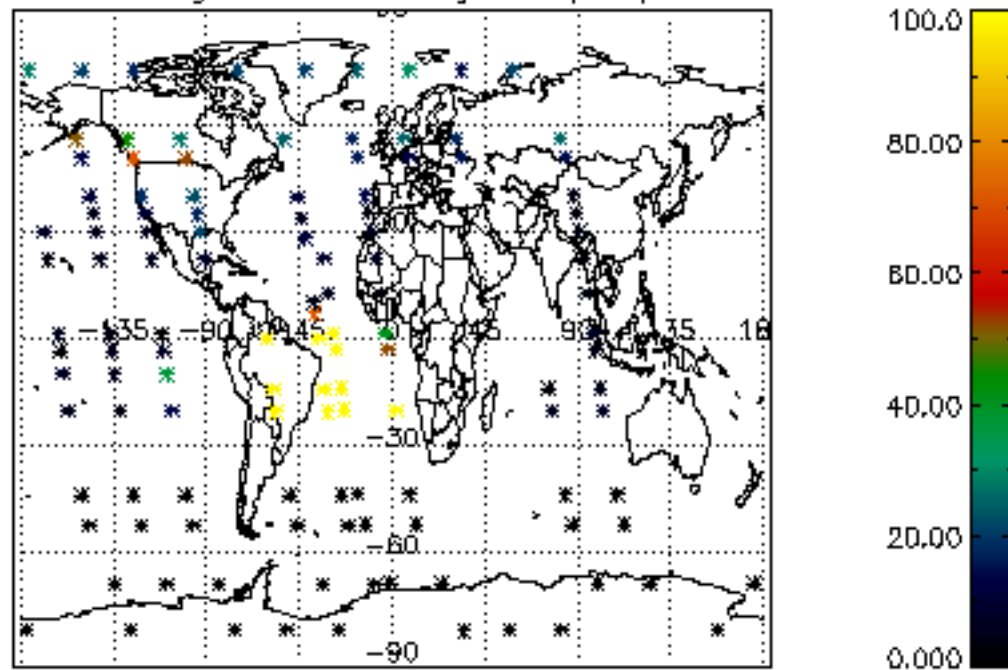
Percentage of flagged data per NO3 profile



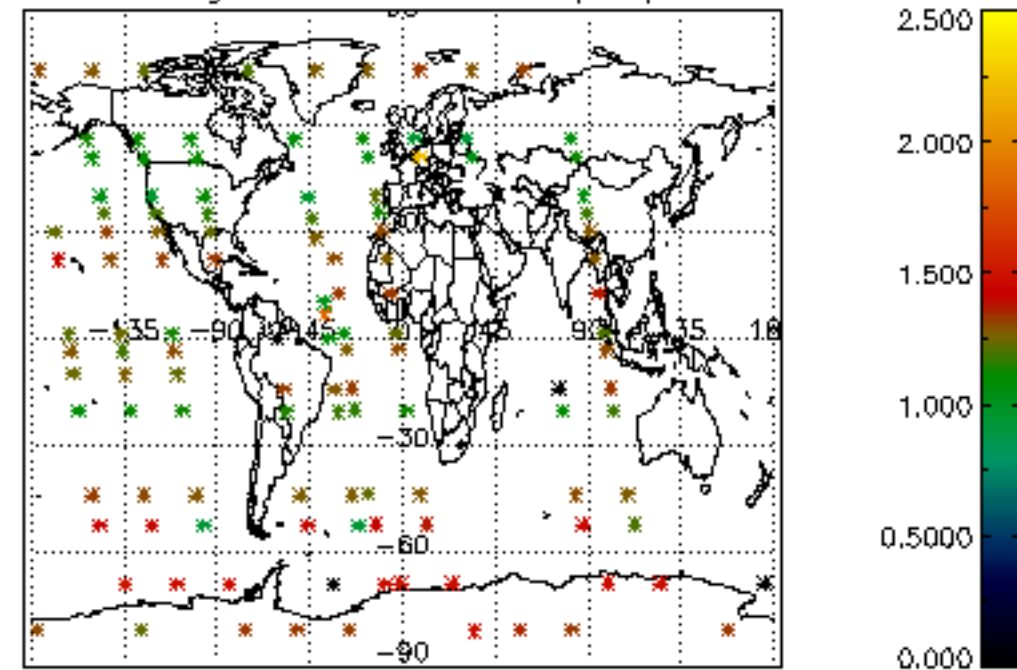




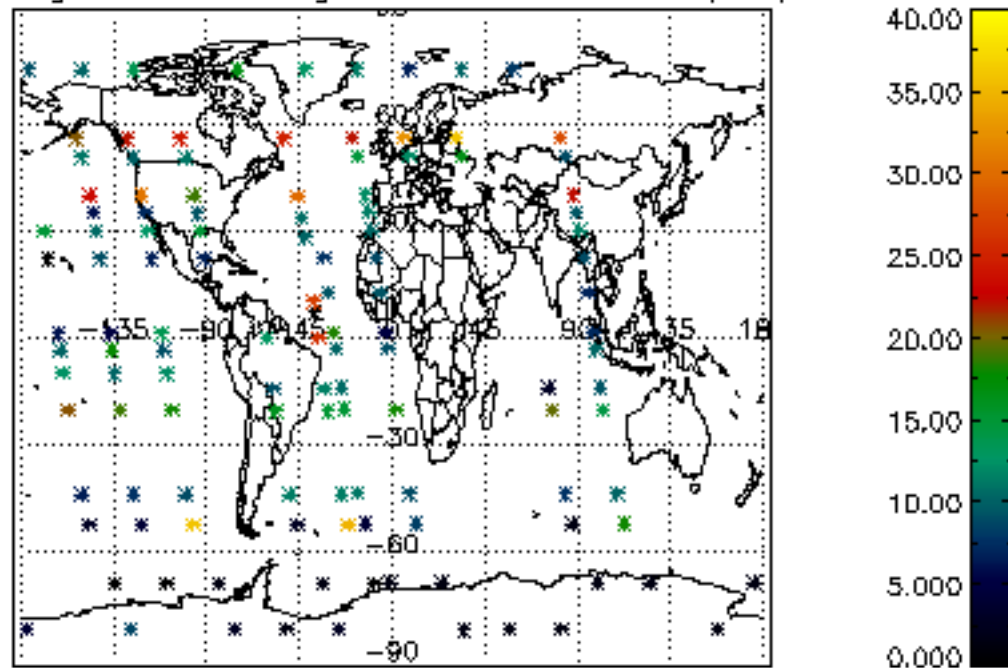
Percentage of cosmic ray hits per profile



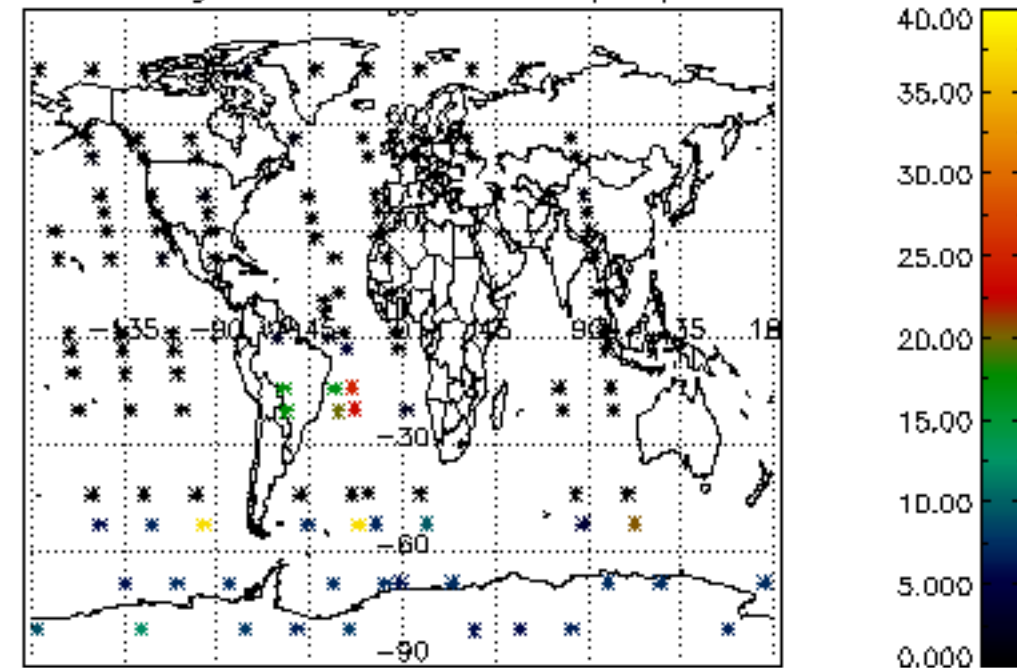
Percentage of datation errors per profile



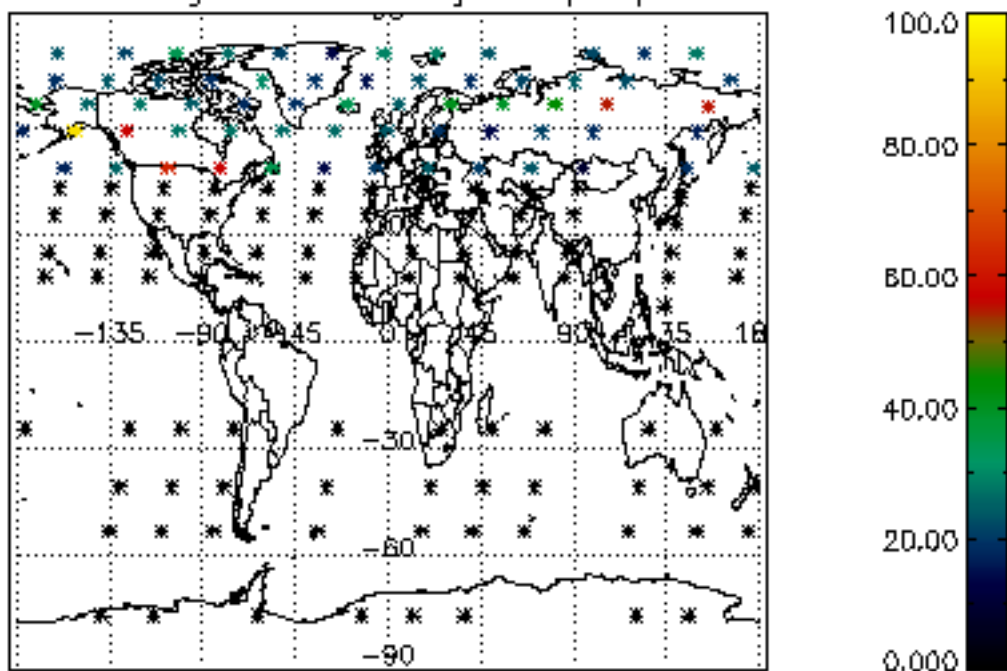
Percentage of star falling outside central band per profile



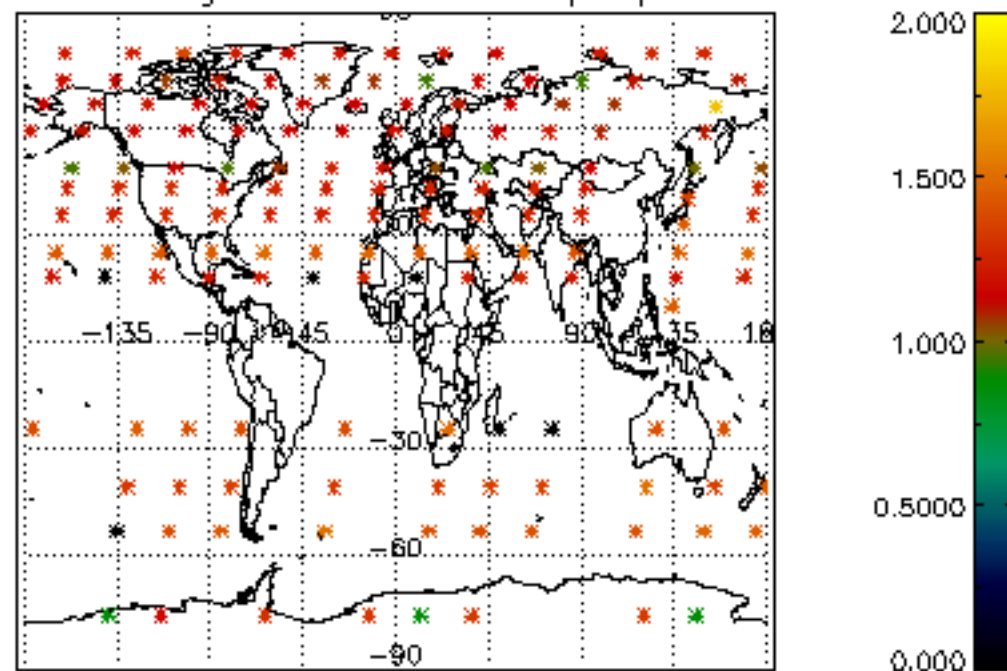
Percentage of saturation errors per profile



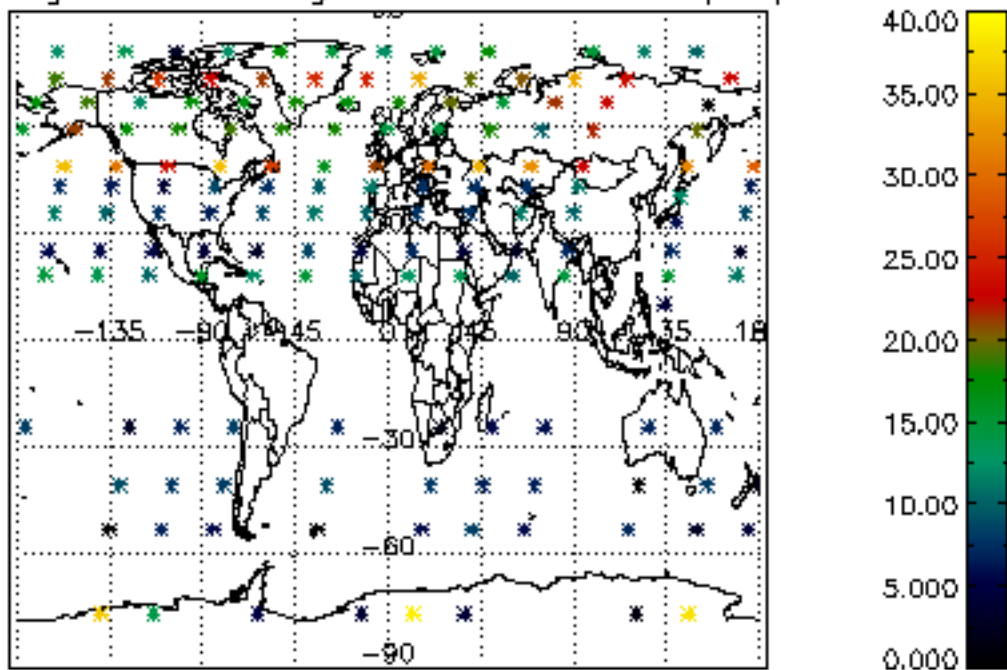
Percentage of cosmic ray hits per profile



Percentage of datation errors per profile



Percentage of star falling outside central band per profile



Percentage of saturation errors per profile

