

GOMOS Level 2 Daily Report

SUMMARY

[1. General Info](#)

[2. Summary of processed GOM_NL_2P products](#)

[3. Level 2 Quality information per product](#)

[3.1 Plot of level 2 quality information per product \(time dependant\)](#)

[3.2 Plot of level 2 quality information per product \(world map\)](#)

[4. Level 1 Quality information per product \(stored on level 2 products\)](#)

[4.1 Plot of level 1 quality information per product \(time dependant\)](#)

[4.1.1 Plot of level 1 quality information per product \(time dependant\): ASCENDING](#)

[4.1.2 Plot of level 1 quality information per product \(time dependant\): DESCENDING](#)

[4.2 Plot of level 1 quality information per product \(world map\)](#)

[4.2.1 Plot of level 1 quality information per product \(world map\): ASCENDING](#)

[4.2.2 Plot of level 1 quality information per product \(world map\): DESCENDING](#)

[5. Ozone profiles based on quality statistics and other trace gas profiles](#)

[5.1 Ozone statistics based on quality of products](#)

[5.2 Plot ozone profiles for all STD \(dark without errors\)](#)

[5.3 Plot ozone profiles where STD < 20% \(dark without errors\)](#)

[5.4. Plot ozone profiles where STD < 10% \(dark without errors\)](#)

[5.5. Plot ozone profiles where STD < 5% \(dark without errors\)](#)

[5.6 Plot NO2 profiles for all STD \(dark without errors\)](#)

[5.7 Plot NO3 profiles for all STD \(dark without errors\)](#)

[5.8 Plot H2O profiles \(only for occultations of stars 1,2,3,4,13,14,16,26,63 dark without errors\) for all STD](#)

[6. Auxiliary Data Files used for the production reported in section 2](#)

This report presents the daily analysis on parameters extracted from GOMOS level 2 data (GOM_NL__2P). It is intended to monitor some important parameters that will impact the quality of these products. A list of level 2 products (and content) that have arrived during the reporting day to the PCF is also given.

Item	Value
Time of report generation	24APR2013 06:50:18
Data source version	GOMOS/6.01
Start time of products	22-12-2006 (22DEC2006 00:00:00)
Stop time of products	23-12-2006 (23DEC2006 00:00:00)
Store outputs in DB	Yes
Nb of level 2 prods	347
Nb of prods with errors	0

2. Summary of processed GOM_NL__2P products.

Nr	Filename	UTC Start time	Limb	Duration	Star Id	Star Name	Star Mag	Star Temp	Nb Meas	Orbit	Prod. error
1	GOM_NL__2PRFIN20061222_000133_000000542054_00045_25149_0686.N1	22-DEC-2006 00:01:33	Dark	53.500	2	Alp Car	-0.73600	7000.0	107	25149	No
2	GOM_NL__2PRFIN20061222_000726_000000402054_00045_25149_0687.N1	22-DEC-2006 00:07:26	Straylight	39.500	108	Alp Col	2.6520	15200.	79	25149	No
3	GOM_NL__2PRFIN20061222_001215_000000462054_00045_25149_0688.N1	22-DEC-2006 00:12:15	Straylight	45.500	101	11Alp Lep	2.5820	7000.0	91	25149	No
4	GOM_NL__2PRFIN20061222_001513_000000472054_00045_25149_0689.N1	22-DEC-2006 00:15:13	Straylight	46.500	7	19Bet Ori	0.10000	14000.	93	25149	No
5	GOM_NL__2PRFIN20061222_002227_000000482054_00045_25149_0690.N1	22-DEC-2006 00:22:27	Twilight_stray	47.500	13	87Alp Tau	0.86700	3800.0	95	25149	No
6	GOM_NL__2PRFIN20061222_002450_000000362054_00045_25149_0691.N1	22-DEC-2006 00:24:50	Bright	35.500	146	25Eta Tau	2.8730	15200.	71	25149	No
7	GOM_NL__2PRFIN20061222_002655_000000362054_00045_25149_0692.N1	22-DEC-2006 00:26:55	Bright	35.500	150	44Zet Per	2.8900	28000.	71	25149	No
8	GOM_NL__2PRFIN20061222_002909_000000352054_00045_25149_0693.N1	22-DEC-2006 00:29:09	Bright	34.500	149	45Eps Per	2.8880	30000.	69	25149	No
9	GOM_NL__2PRFIN20061222_003123_000000342054_00045_25149_0694.N1	22-DEC-2006 00:31:23	Bright	33.500	175	39Del Per	3.0100	19400.	67	25149	No
10	GOM_NL__2PRFIN20061222_003318_000000342054_00045_25149_0695.N1	22-DEC-2006 00:33:18	Bright	33.500	160	23Gam Per	2.9300	4700.0	67	25149	No
11	GOM_NL__2PRFIN20061222_004300_000000362054_00045_25149_0696.N1	22-DEC-2006 00:43:00	Bright	36.000	49	1Alp UMi	1.9900	6300.0	72	25149	No
12	GOM_NL__2PRFIN20061222_004740_000000362054_00045_25149_0697.N1	22-DEC-2006 00:47:40	Bright	36.000	60	7Bet UMi	2.0810	3950.0	72	25149	No
13	GOM_NL__2PRFIN20061222_005108_000000362054_00045_25149_0698.N1	22-DEC-2006 00:51:08	Bright	36.000	119	14Eta Dra	2.7270	4700.0	72	25149	No
14	GOM_NL__2PRFIN20061222_010144_000000382054_00045_25149_0699.N1	22-DEC-2006 01:01:44	Bright	37.500	83		2.3780	11000.	75	25149	No
15	GOM_NL__2PRFIN20061222_010652_000000342054_00045_25149_0700.N1	22-DEC-2006 01:06:52	Bright	33.500	102	24Alp Ser	2.6000	4250.0	67	25149	No
16	GOM_NL__2PRFIN20061222_011138_000000352054_00045_25149_0701.N1	22-DEC-2006 01:11:38	Bright	34.500	104	27Bet Lib	2.6140	13100.	69	25149	No
17	GOM_NL__2PRFIN20061222_011400_000000372054_00045_25149_0702.N1	22-DEC-2006 01:14:00	Bright	37.000	122	9Alp2Lib	2.7470	9700.0	74	25149	No
18	GOM_NL__2PRFIN20061222_012034_000000432054_00045_25149_0703.N1	22-DEC-2006 01:20:34	Dark	43.000	54	5The Cen	2.0550	4500.0	86	25149	No
19	GOM_NL__2PRFIN20061222_012226_000000382054_00045_25149_0704.N1	22-DEC-2006 01:22:26	Dark	37.500	78	Alp Lup	2.3040	28000.	75	25149	No
20	GOM_NL__2PRFIN20061222_012622_000000402054_00045_25149_0705.N1	22-DEC-2006 01:26:22	Dark	39.500	10	Bet Cen	0.61000	28000.	79	25149	No
21	GOM_NL__2PRFIN20061222_012912_000000432054_00046_25150_0682.N1	22-DEC-2006 01:29:12	Dark	43.000	12	Alp1Cru	0.77500	30000.	86	25150	No
22	GOM_NL__2PRFIN20061222_013412_000000392054_00046_25150_0683.N1	22-DEC-2006 01:34:12	Dark	39.000	159	Ups Car	2.9200	7200.0	78	25150	No
23	GOM_NL__2PRFIN20061222_013542_000000402054_00046_25150_0684.N1	22-DEC-2006 01:35:42	Dark	40.000	71	lot Car	2.2460	7700.0	80	25150	No
24	GOM_NL__2PRFIN20061222_013730_000000512054_00046_25150_0685.N1	22-DEC-2006 01:37:30	Dark	51.000	41	Eps Car	1.8600	4100.0	102	25150	No
25	GOM_NL__2PRFIN20061222_014209_000000442054_00046_25150_0686.N1	22-DEC-2006 01:42:09	Dark	43.500	2	Alp Car	-0.73600	7000.0	87	25150	No
26	GOM_NL__2PRFIN20061222_014802_000000412054_00046_25150_0687.N1	22-DEC-2006 01:48:02	Straylight	40.500	108	Alp Col	2.6520	15200.	81	25150	No
27	GOM_NL__2PRFIN20061222_015251_000000442054_00046_25150_0688.N1	22-DEC-2006 01:52:51	Straylight	43.500	101	11Alp Lep	2.5820	7000.0	87	25150	No
28	GOM_NL__2PRFIN20061222_015549_000000482054_00046_25150_0689.N1	22-DEC-2006 01:55:49	Straylight	47.500	7	19Bet Ori	0.10000	14000.	95	25150	No
29	GOM_NL__2PRFIN20061222_020303_000000522054_00046_25150_0690.N1	22-DEC-2006 02:03:03	Twilight_stray	51.500	13	87Alp Tau	0.86700	3800.0	103	25150	No
30	GOM_NL__2PRFIN20061222_020526_000000362054_00046_25150_0691.N1	22-DEC-2006 02:05:26	Bright	35.500	146	25Eta Tau	2.8730	15200.	71	25150	No
31	GOM_NL__2PRFIN20061222_020731_000000352054_00046_25150_0692.N1	22-DEC-2006 02:07:31	Bright	35.000	150	44Zet Per	2.8900	28000.	70	25150	No
32	GOM_NL__2PRFIN20061222_020945_000000352054_00046_25150_0693.N1	22-DEC-2006 02:09:45	Bright	35.000	149	45Eps Per	2.8880	30000.	70	25150	No
33	GOM_NL__2PRFIN20061222_021159_000000332054_00046_25150_0694.N1	22-DEC-2006 02:11:59	Bright	33.000	175	39Del Per	3.0100	19400.	66	25150	No
34	GOM_NL__2PRFIN20061222_021354_000000352054_00046_25150_0695.N1	22-DEC-2006 02:13:54	Bright	34.500	160	23Gam Per	2.9300	4700.0	69	25150	No
35	GOM_NL__2PRFIN20061222_022336_000000342054_00046_25150_0696.N1	22-DEC-2006 02:23:36	Bright	34.000	49	1Alp UMi	1.9900	6300.0	68	25150	No
36	GOM_NL__2PRFIN20061222_022816_000000392054_00046_25150_0697.N1	22-DEC-2006 02:28:16	Bright	38.500	60	7Bet UMi	2.0810	3950.0	77	25150	No
37	GOM_NL__2PRFIN20061222_023144_000000352054_00046_25150_0698.N1	22-DEC-2006 02:31:44	Bright	35.000	119	14Eta Dra	2.7270	4700.0	70	25150	No
38	GOM_NL__2PRFIN20061222_024220_000000392054_00046_25150_0699.N1	22-DEC-2006 02:42:20	Bright	38.500	83		2.3780	11000.	77	25150	No
39	GOM_NL__2PRFIN20061222_024728_000000342054_00046_25150_0700.N1	22-DEC-2006 02:47:28	Bright	33.500	102	24Alp Ser	2.6000	4250.0	67	25150	No
40	GOM_NL__2PRFIN20061222_025214_000000362054_00046_25150_0701.N1	22-DEC-2006 02:52:14	Bright	35.500	104	27Bet Lib	2.6140	13100.	71	25150	No
41	GOM_NL__2PRFIN20061222_025436_000000492054_00046_25150_0702.N1	22-DEC-2006 02:54:36	Bright	49.000	122	9Alp2Lib	2.7470	9700.0	98	25150	No
42	GOM_NL__2PRFIN20061222_030110_000000432054_00046_25150_0703.N1	22-DEC-2006 03:01:10	Dark	42.500	54	5The Cen	2.0550	4500.0	85	25150	No

43	GOM_NL__2PRFIN20061222_030302_000000402054_00046_25150_0704.N1	22-DEC-2006 03:03:02	Dark	40.000	123	Iot Cen	2.7500	10200.	80	25150	No
44	GOM_NL__2PRFIN20061222_030949_000000382054_00047_25151_0682.N1	22-DEC-2006 03:09:49	Dark	37.500	12	Alp1Cru	0.77500	30000.	75	25151	No
45	GOM_NL__2PRFIN20061222_031448_000000392054_00047_25151_0683.N1	22-DEC-2006 03:14:48	Dark	38.500	159	Ups Car	2.9200	7200.0	77	25151	No
46	GOM_NL__2PRFIN20061222_031618_000000412054_00047_25151_0684.N1	22-DEC-2006 03:16:18	Dark	40.500	71	Iot Car	2.2460	7700.0	81	25151	No
47	GOM_NL__2PRFIN20061222_031806_000000482054_00047_25151_0685.N1	22-DEC-2006 03:18:06	Dark	47.500	41	Eps Car	1.8600	4100.0	95	25151	No
48	GOM_NL__2PRFIN20061222_032245_000000462054_00047_25151_0686.N1	22-DEC-2006 03:22:45	Dark	45.500	2	Alp Car	-0.73600	7000.0	91	25151	No
49	GOM_NL__2PRFIN20061222_032838_000000402054_00047_25151_0687.N1	22-DEC-2006 03:28:38	Straylight	39.500	108	Alp Col	2.6520	15200.	79	25151	No
50	GOM_NL__2PRFIN20061222_033327_000000422054_00047_25151_0688.N1	22-DEC-2006 03:33:27	Straylight	42.000	101	11Alp Lep	2.5820	7000.0	84	25151	No
51	GOM_NL__2PRFIN20061222_033625_000000522054_00047_25151_0689.N1	22-DEC-2006 03:36:25	Straylight	51.500	7	19Bet Ori	0.10000	14000.	103	25151	No
52	GOM_NL__2PRFIN20061222_034339_000000502054_00047_25151_0690.N1	22-DEC-2006 03:43:39	Tw_i_and_stray	49.500	13	87Alp Tau	0.86700	3800.0	99	25151	No
53	GOM_NL__2PRFIN20061222_034602_000000362054_00047_25151_0691.N1	22-DEC-2006 03:46:02	Bright	35.500	146	25Eta Tau	2.8730	15200.	71	25151	No
54	GOM_NL__2PRFIN20061222_034807_000000352054_00047_25151_0692.N1	22-DEC-2006 03:48:07	Bright	34.500	150	44Zet Per	2.8900	28000.	69	25151	No
55	GOM_NL__2PRFIN20061222_035021_000000352054_00047_25151_0693.N1	22-DEC-2006 03:50:21	Bright	34.500	149	45Eps Per	2.8880	30000.	69	25151	No
56	GOM_NL__2PRFIN20061222_035235_000000332054_00047_25151_0694.N1	22-DEC-2006 03:52:35	Bright	32.500	175	39Del Per	3.0100	19400.	65	25151	No
57	GOM_NL__2PRFIN20061222_035430_000000352054_00047_25151_0695.N1	22-DEC-2006 03:54:30	Bright	35.000	160	23Gam Per	2.9300	4700.0	70	25151	No
58	GOM_NL__2PRFIN20061222_040412_000000342054_00047_25151_0696.N1	22-DEC-2006 04:04:12	Bright	34.000	49	1Alp UMi	1.9900	6300.0	68	25151	No
59	GOM_NL__2PRFIN20061222_040852_000000382054_00047_25151_0697.N1	22-DEC-2006 04:08:52	Bright	37.500	60	7Bet UMi	2.0810	3950.0	75	25151	No
60	GOM_NL__2PRFIN20061222_041221_000000362054_00047_25151_0698.N1	22-DEC-2006 04:12:21	Bright	35.500	119	14Eta Dra	2.7270	4700.0	71	25151	No
61	GOM_NL__2PRFIN20061222_042256_000000362054_00047_25151_0699.N1	22-DEC-2006 04:22:56	Bright	35.500	83		2.3780	11000.	71	25151	No
62	GOM_NL__2PRFIN20061222_042804_000000332054_00047_25151_0700.N1	22-DEC-2006 04:28:04	Bright	33.000	102	24Alp Ser	2.6000	4250.0	66	25151	No
63	GOM_NL__2PRFIN20061222_043250_000000342054_00047_25151_0701.N1	22-DEC-2006 04:32:50	Bright	34.000	104	27Bet Lib	2.6140	13100.	68	25151	No
64	GOM_NL__2PRFIN20061222_043512_000000412054_00047_25151_0702.N1	22-DEC-2006 04:35:12	Bright	40.500	122	9Alp2Lib	2.7470	9700.0	81	25151	No
65	GOM_NL__2PRFIN20061222_044147_000000462054_00047_25151_0703.N1	22-DEC-2006 04:41:47	Dark	46.000	54	5The Cen	2.0550	4500.0	92	25151	No
66	GOM_NL__2PRFIN20061222_044338_000000402054_00047_25151_0704.N1	22-DEC-2006 04:43:38	Dark	39.500	123	Iot Cen	2.7500	10200.	79	25151	No
67	GOM_NL__2PRFIN20061222_044444_000000402054_00047_25151_0705.N1	22-DEC-2006 04:44:44	Dark	39.500	95	Zet Cen	2.5450	26000.	79	25151	No
68	GOM_NL__2PRFIN20061222_045025_000000482054_00048_25152_0682.N1	22-DEC-2006 04:50:25	Dark	47.500	12	Alp1Cru	0.77500	30000.	95	25152	No
69	GOM_NL__2PRFIN20061222_045525_000000382054_00048_25152_0683.N1	22-DEC-2006 04:55:25	Dark	37.500	159	Ups Car	2.9200	7200.0	75	25152	No
70	GOM_NL__2PRFIN20061222_045655_000000412054_00048_25152_0684.N1	22-DEC-2006 04:56:55	Dark	40.500	71	Iot Car	2.2460	7700.0	81	25152	No
71	GOM_NL__2PRFIN20061222_045843_000000492054_00048_25152_0685.N1	22-DEC-2006 04:58:43	Dark	48.500	41	Eps Car	1.8600	4100.0	97	25152	No
72	GOM_NL__2PRFIN20061222_050322_000000542054_00048_25152_0686.N1	22-DEC-2006 05:03:22	Dark	53.500	2	Alp Car	-0.73600	7000.0	107	25152	No
73	GOM_NL__2PRFIN20061222_050915_000000392054_00048_25152_0687.N1	22-DEC-2006 05:09:15	Straylight	38.500	108	Alp Col	2.6520	15200.	77	25152	No
74	GOM_NL__2PRFIN20061222_051403_000000422054_00048_25152_0688.N1	22-DEC-2006 05:14:03	Straylight	41.500	101	11Alp Lep	2.5820	7000.0	83	25152	No
75	GOM_NL__2PRFIN20061222_051701_000000512054_00048_25152_0689.N1	22-DEC-2006 05:17:01	Straylight	50.500	7	19Bet Ori	0.10000	14000.	101	25152	No
76	GOM_NL__2PRFIN20061222_052415_000000442054_00048_25152_0690.N1	22-DEC-2006 05:24:15	Tw_i_and_stray	44.000	13	87Alp Tau	0.86700	3800.0	88	25152	No
77	GOM_NL__2PRFIN20061222_052638_000000352054_00048_25152_0691.N1	22-DEC-2006 05:26:38	Bright	35.000	146	25Eta Tau	2.8730	15200.	70	25152	No
78	GOM_NL__2PRFIN20061222_052843_000000362054_00048_25152_0692.N1	22-DEC-2006 05:28:43	Bright	35.500	150	44Zet Per	2.8900	28000.	71	25152	No
79	GOM_NL__2PRFIN20061222_053057_000000342054_00048_25152_0693.N1	22-DEC-2006 05:30:57	Bright	34.000	149	45Eps Per	2.8880	30000.	68	25152	No
80	GOM_NL__2PRFIN20061222_053311_000000352054_00048_25152_0694.N1	22-DEC-2006 05:33:11	Bright	34.500	175	39Del Per	3.0100	19400.	69	25152	No
81	GOM_NL__2PRFIN20061222_053506_000000342054_00048_25152_0695.N1	22-DEC-2006 05:35:06	Bright	34.000	160	23Gam Per	2.9300	4700.0	68	25152	No
82	GOM_NL__2PRFIN20061222_054448_000000372054_00048_25152_0696.N1	22-DEC-2006 05:44:48	Bright	36.500	49	1Alp UMi	1.9900	6300.0	73	25152	No
83	GOM_NL__2PRFIN20061222_054928_000000372054_00048_25152_0697.N1	22-DEC-2006 05:49:28	Bright	36.500	60	7Bet UMi	2.0810	3950.0	73	25152	No
84	GOM_NL__2PRFIN20061222_055257_000000362054_00048_25152_0698.N1	22-DEC-2006 05:52:57	Bright	36.000	119	14Eta Dra	2.7270	4700.0	72	25152	No
85	GOM_NL__2PRFIN20061222_060332_000000382054_00048_25152_0699.N1	22-DEC-2006 06:03:32	Bright	37.500	83		2.3780	11000.	75	25152	No
86	GOM_NL__2PRFIN20061222_060840_000000342054_00048_25152_0700.N1	22-DEC-2006 06:08:40	Bright	33.500	102	24Alp Ser	2.6000	4250.0	67	25152	No
87	GOM_NL__2PRFIN20061222_061327_000000342054_00048_25152_0701.N1	22-DEC-2006 06:13:27	Bright	34.000	104	27Bet Lib	2.6140	13100.	68	25152	No
88	GOM_NL__2PRFIN20061222_061549_000000372054_00048_25152_0702.N1	22-DEC-2006 06:15:49	Bright	36.500	122	9Alp2Lib	2.7470	9700.0	73	25152	No
89	GOM_NL__2PRFIN20061222_062224_000000452054_00048_25152_0703.N1	22-DEC-2006 06:22:24	Dark	45.000	54	5The Cen	2.0550	4500.0	90	25152	No
90	GOM_NL__2PRFIN20061222_062415_000000322054_00048_25152_0704.N1	22-DEC-2006 06:24:15	Dark	32.000	123	Iot Cen	2.7500	10200.	64	25152	No
91	GOM_NL__2PRFIN20061222_062520_000000402054_00048_25152_0705.N1	22-DEC-2006 06:25:20	Dark	40.000	95	Zet Cen	2.5450	26000.	80	25152	No
92	GOM_NL__2PRFIN20061222_062811_000000392054_00048_25152_0706.N1	22-DEC-2006 06:28:11	Dark	38.500	10	Bet Cen	0.61000	28000.	77	25152	No
93	GOM_NL__2PRFIN20061222_063102_000000452054_00049_25153_0702.N1	22-DEC-2006 06:31:02	Dark	44.500	12	Alp1Cru	0.77500	30000.	89	25153	No
94	GOM_NL__2PRFIN20061222_063601_000000392054_00049_25153_0703.N1	22-DEC-2006 06:36:01	Dark	38.500	159	Ups Car	2.9200	7200.0	77	25153	No
95	GOM_NL__2PRFIN20061222_063731_000000422054_00049_25153_0704.N1	22-DEC-2006 06:37:31	Dark	42.000	71	Iot Car	2.2460	7700.0	84	25153	No
96	GOM_NL__2PRFIN20061222_063919_000000502054_00049_25153_0705.N1	22-DEC-2006 06:39:19	Dark	49.500	41	Eps Car	1.8600	4100.0	99	25153	No
97	GOM_NL__2PRFIN20061222_064358_000000522054_00049_25153_0706.N1	22-DEC-2006 06:43:58	Dark	52.000	2	Alp Car	-0.73600	7000.0	104	25153	No
98	GOM_NL__2PRFIN20061222_064951_000000402054_00049_25153_0707.N1	22-DEC-2006 06:49:51	Straylight	40.000	108	Alp Col	2.6520	15200.	80	25153	No
99	GOM_NL__2PRFIN20061222_065439_000000422054_00049_25153_0708.N1	22-DEC-2006 06:54:39	Straylight	41.500	101	11Alp Lep	2.5820	7000.0	83	25153	No
100	GOM_NL__2PRFIN20061222_065737_000000492054_00049_25153_0709.N1	22-DEC-2006 06:57:37	Straylight	48.500	7	19Bet Ori	0.10000	14000.	97	25153	No
101	GOM_NL__2PRFIN20061222_070451_000000452054_00049_25153_0710.N1	22-DEC-2006 07:04:51	Tw_i_and_stray	44.500	13	87Alp Tau	0.86700	3800.0	89	25153	No

102	GOM_NL__2PRFIN20061222_070714_000000342054_00049_25153_0711.N1	22-DEC-2006 07:07:14	Bright	34.000	146	25Eta Tau	2.8730	15200.	68	25153	No
103	GOM_NL__2PRFIN20061222_070919_000000452054_00049_25153_0712.N1	22-DEC-2006 07:09:19	Bright	45.000	150	44Zet Per	2.8900	28000.	90	25153	No
104	GOM_NL__2PRFIN20061222_071133_000000352054_00049_25153_0713.N1	22-DEC-2006 07:11:33	Bright	34.500	149	45Eps Per	2.8880	30000.	69	25153	No
105	GOM_NL__2PRFIN20061222_071347_000000352054_00049_25153_0714.N1	22-DEC-2006 07:13:47	Bright	34.500	175	39Del Per	3.0100	19400.	69	25153	No
106	GOM_NL__2PRFIN20061222_071542_000000352054_00049_25153_0715.N1	22-DEC-2006 07:15:42	Bright	35.000	160	23Gam Per	2.9300	4700.0	70	25153	No
107	GOM_NL__2PRFIN20061222_072524_000000352054_00049_25153_0716.N1	22-DEC-2006 07:25:24	Bright	35.000	49	1Alp UMi	1.9900	6300.0	70	25153	No
108	GOM_NL__2PRFIN20061222_073003_000000342054_00049_25153_0717.N1	22-DEC-2006 07:30:03	Bright	34.000	60	7Bet UMi	2.0810	3950.0	68	25153	No
109	GOM_NL__2PRFIN20061222_073333_000000352054_00049_25153_0718.N1	22-DEC-2006 07:33:33	Bright	35.000	119	14Eta Dra	2.7270	4700.0	70	25153	No
110	GOM_NL__2PRFIN20061222_074408_000000372054_00049_25153_0719.N1	22-DEC-2006 07:44:08	Bright	36.500	83		2.3780	11000.	73	25153	No
111	GOM_NL__2PRFIN20061222_074916_000000342054_00049_25153_0720.N1	22-DEC-2006 07:49:16	Bright	33.500	102	24Alp Ser	2.6000	4250.0	67	25153	No
112	GOM_NL__2PRFIN20061222_075403_000000522054_00049_25153_0721.N1	22-DEC-2006 07:54:03	Bright	52.000	104	27Bet Lib	2.6140	13100.	104	25153	No
113	GOM_NL__2PRFIN20061222_075625_000000382054_00049_25153_0722.N1	22-DEC-2006 07:56:25	Bright	37.500	122	9Alp2Lib	2.7470	9700.0	75	25153	No
114	GOM_NL__2PRFIN20061222_080300_000000442054_00049_25153_0723.N1	22-DEC-2006 08:03:00	Dark	44.000	54	5The Cen	2.0550	4500.0	88	25153	No
115	GOM_NL__2PRFIN20061222_080452_000000322054_00049_25153_0724.N1	22-DEC-2006 08:04:52	Dark	32.000	123	1ot Cen	2.7500	10200.	64	25153	No
116	GOM_NL__2PRFIN20061222_080557_000000392054_00049_25153_0725.N1	22-DEC-2006 08:05:57	Dark	38.500	95	Zet Cen	2.5450	26000.	77	25153	No
117	GOM_NL__2PRFIN20061222_080847_000000442054_00049_25153_0726.N1	22-DEC-2006 08:08:47	Dark	43.500	10	Bet Cen	0.61000	28000.	87	25153	No
118	GOM_NL__2PRFIN20061222_081138_000000402054_00050_25154_0702.N1	22-DEC-2006 08:11:38	Dark	39.500	12	Alp1Cru	0.77500	30000.	79	25154	No
119	GOM_NL__2PRFIN20061222_081638_000000392054_00050_25154_0703.N1	22-DEC-2006 08:16:38	Dark	38.500	159	Ups Car	2.9200	7200.0	77	25154	No
120	GOM_NL__2PRFIN20061222_081808_000000392054_00050_25154_0704.N1	22-DEC-2006 08:18:08	Dark	39.000	71	1ot Car	2.2460	7700.0	78	25154	No
121	GOM_NL__2PRFIN20061222_081956_000000532054_00050_25154_0705.N1	22-DEC-2006 08:19:56	Dark	52.500	41	Eps Car	1.8600	4100.0	105	25154	No
122	GOM_NL__2PRFIN20061222_082434_000000462054_00050_25154_0706.N1	22-DEC-2006 08:24:34	Dark	45.500	2	Alp Car	-0.73600	7000.0	91	25154	No
123	GOM_NL__2PRFIN20061222_083027_000000392054_00050_25154_0707.N1	22-DEC-2006 08:30:27	Straylight	38.500	108	Alp Col	2.6520	15200.	77	25154	No
124	GOM_NL__2PRFIN20061222_083515_000000402054_00050_25154_0708.N1	22-DEC-2006 08:35:15	Straylight	40.000	101	11Alp Lep	2.5820	7000.0	80	25154	No
125	GOM_NL__2PRFIN20061222_083813_000000452054_00050_25154_0709.N1	22-DEC-2006 08:38:13	Straylight	45.000	7	19Bet Ori	0.10000	14000.	90	25154	No
126	GOM_NL__2PRFIN20061222_084527_000000482054_00050_25154_0710.N1	22-DEC-2006 08:45:27	Tw_i_and_stray	48.000	13	87Alp Tau	0.86700	3800.0	96	25154	No
127	GOM_NL__2PRFIN20061222_084750_000000352054_00050_25154_0711.N1	22-DEC-2006 08:47:50	Bright	34.500	146	25Eta Tau	2.8730	15200.	69	25154	No
128	GOM_NL__2PRFIN20061222_084955_000000352054_00050_25154_0712.N1	22-DEC-2006 08:49:55	Bright	34.500	150	44Zet Per	2.8900	28000.	69	25154	No
129	GOM_NL__2PRFIN20061222_085209_000000342054_00050_25154_0713.N1	22-DEC-2006 08:52:09	Bright	34.000	149	45Eps Per	2.8880	30000.	68	25154	No
130	GOM_NL__2PRFIN20061222_085424_000000342054_00050_25154_0714.N1	22-DEC-2006 08:54:24	Bright	34.000	175	39Del Per	3.0100	19400.	68	25154	No
131	GOM_NL__2PRFIN20061222_085618_000000352054_00050_25154_0715.N1	22-DEC-2006 08:56:18	Bright	34.500	160	23Gam Per	2.9300	4700.0	69	25154	No
132	GOM_NL__2PRFIN20061222_090600_000000362054_00050_25154_0716.N1	22-DEC-2006 09:06:00	Bright	35.500	49	1Alp UMi	1.9900	6300.0	71	25154	No
133	GOM_NL__2PRFIN20061222_091039_000000382054_00050_25154_0717.N1	22-DEC-2006 09:10:39	Bright	37.500	60	7Bet UMi	2.0810	3950.0	75	25154	No
134	GOM_NL__2PRFIN20061222_091409_000000352054_00050_25154_0718.N1	22-DEC-2006 09:14:09	Bright	35.000	119	14Eta Dra	2.7270	4700.0	70	25154	No
135	GOM_NL__2PRFIN20061222_092444_000000372054_00050_25154_0719.N1	22-DEC-2006 09:24:44	Bright	37.000	83		2.3780	11000.	74	25154	No
136	GOM_NL__2PRFIN20061222_092952_000000332054_00050_25154_0720.N1	22-DEC-2006 09:29:52	Bright	33.000	102	24Alp Ser	2.6000	4250.0	66	25154	No
137	GOM_NL__2PRFIN20061222_093439_000000362054_00050_25154_0721.N1	22-DEC-2006 09:34:39	Bright	35.500	104	27Bet Lib	2.6140	13100.	71	25154	No
138	GOM_NL__2PRFIN20061222_093701_000000372054_00050_25154_0722.N1	22-DEC-2006 09:37:01	Bright	36.500	122	9Alp2Lib	2.7470	9700.0	73	25154	No
139	GOM_NL__2PRFIN20061222_094336_000000442054_00050_25154_0723.N1	22-DEC-2006 09:43:36	Dark	44.000	54	5The Cen	2.0550	4500.0	88	25154	No
140	GOM_NL__2PRFIN20061222_094527_000000382054_00050_25154_0724.N1	22-DEC-2006 09:45:27	Dark	37.500	78	Alp Lup	2.3040	28000.	75	25154	No
141	GOM_NL__2PRFIN20061222_094923_000000402054_00050_25154_0725.N1	22-DEC-2006 09:49:23	Dark	39.500	10	Bet Cen	0.61000	28000.	79	25154	No
142	GOM_NL__2PRFIN20061222_095215_000000412054_00051_25155_0702.N1	22-DEC-2006 09:52:15	Dark	40.500	12	Alp1Cru	0.77500	30000.	81	25155	No
143	GOM_NL__2PRFIN20061222_095714_000000382054_00051_25155_0703.N1	22-DEC-2006 09:57:14	Dark	38.000	159	Ups Car	2.9200	7200.0	76	25155	No
144	GOM_NL__2PRFIN20061222_095844_000000422054_00051_25155_0704.N1	22-DEC-2006 09:58:44	Dark	41.500	71	1ot Car	2.2460	7700.0	83	25155	No
145	GOM_NL__2PRFIN20061222_100032_000000552054_00051_25155_0705.N1	22-DEC-2006 10:00:32	Dark	54.500	41	Eps Car	1.8600	4100.0	109	25155	No
146	GOM_NL__2PRFIN20061222_100510_000000452054_00051_25155_0706.N1	22-DEC-2006 10:05:10	Dark	45.000	2	Alp Car	-0.73600	7000.0	90	25155	No
147	GOM_NL__2PRFIN20061222_101103_000000412054_00051_25155_0707.N1	22-DEC-2006 10:11:03	Straylight	41.000	108	Alp Col	2.6520	15200.	82	25155	No
148	GOM_NL__2PRFIN20061222_101551_000000392054_00051_25155_0708.N1	22-DEC-2006 10:15:51	Straylight	38.500	101	11Alp Lep	2.5820	7000.0	77	25155	No
149	GOM_NL__2PRFIN20061222_101849_000000462054_00051_25155_0709.N1	22-DEC-2006 10:18:49	Straylight	45.500	7	19Bet Ori	0.10000	14000.	91	25155	No
150	GOM_NL__2PRFIN20061222_102603_000000502054_00051_25155_0710.N1	22-DEC-2006 10:26:03	Tw_i_and_stray	49.500	13	87Alp Tau	0.86700	3800.0	99	25155	No
151	GOM_NL__2PRFIN20061222_102826_000000352054_00051_25155_0711.N1	22-DEC-2006 10:28:26	Bright	35.000	146	25Eta Tau	2.8730	15200.	70	25155	No
152	GOM_NL__2PRFIN20061222_103031_000000352054_00051_25155_0712.N1	22-DEC-2006 10:30:31	Bright	34.500	150	44Zet Per	2.8900	28000.	69	25155	No
153	GOM_NL__2PRFIN20061222_103245_000000352054_00051_25155_0713.N1	22-DEC-2006 10:32:45	Bright	34.500	149	45Eps Per	2.8880	30000.	69	25155	No
154	GOM_NL__2PRFIN20061222_103459_000000342054_00051_25155_0714.N1	22-DEC-2006 10:34:59	Bright	34.000	175	39Del Per	3.0100	19400.	68	25155	No
155	GOM_NL__2PRFIN20061222_103654_000000352054_00051_25155_0715.N1	22-DEC-2006 10:36:54	Bright	35.000	160	23Gam Per	2.9300	4700.0	70	25155	No
156	GOM_NL__2PRFIN20061222_104636_000000352054_00051_25155_0716.N1	22-DEC-2006 10:46:36	Bright	35.000	49	1Alp UMi	1.9900	6300.0	70	25155	No
157	GOM_NL__2PRFIN20061222_105115_000000372054_00051_25155_0717.N1	22-DEC-2006 10:51:15	Bright	36.500	60	7Bet UMi	2.0810	3950.0	73	25155	No
158	GOM_NL__2PRFIN20061222_105445_000000372054_00051_25155_0718.N1	22-DEC-2006 10:54:45	Bright	36.500	119	14Eta Dra	2.7270	4700.0	73	25155	No
159	GOM_NL__2PRFIN20061222_110520_000000372054_00051_25155_0719.N1	22-DEC-2006 11:05:20	Bright	37.000	83		2.3780	11000.	74	25155	No
160	GOM_NL__2PRFIN20061222_111029_000000332054_00051_25155_0720.N1	22-DEC-2006 11:10:29	Bright	33.000	102	24Alp Ser	2.6000	4250.0	66	25155	No

161	GOM_NL__2PRFIN20061222_111515_000000352054_00051_25155_0721.N1	22-DEC-2006 11:15:15	Bright	35.000	104	27Bet Lib	2.6140	13100.	70	25155	No
162	GOM_NL__2PRFIN20061222_111738_000000542054_00051_25155_0722.N1	22-DEC-2006 11:17:38	Bright	54.000	122	9Alp2Lib	2.7470	9700.0	108	25155	No
163	GOM_NL__2PRFIN20061222_112413_000000462054_00051_25155_0723.N1	22-DEC-2006 11:24:13	Dark	46.000	54	5The Cen	2.0550	4500.0	92	25155	No
164	GOM_NL__2PRFIN20061222_112603_000000392054_00051_25155_0724.N1	22-DEC-2006 11:26:03	Dark	39.000	78	Alp Lup	2.3040	28000.	78	25155	No
165	GOM_NL__2PRFIN20061222_112959_000000472054_00051_25155_0725.N1	22-DEC-2006 11:29:59	Dark	46.500	10	Bet Cen	0.61000	28000.	93	25155	No
166	GOM_NL__2PRFIN20061222_113251_000000422054_00052_25156_0702.N1	22-DEC-2006 11:32:51	Dark	42.000	12	Alp1Cru	0.77500	30000.	84	25156	No
167	GOM_NL__2PRFIN20061222_113750_000000392054_00052_25156_0703.N1	22-DEC-2006 11:37:50	Dark	39.000	159	Ups Car	2.9200	7200.0	78	25156	No
168	GOM_NL__2PRFIN20061222_113921_000000422054_00052_25156_0704.N1	22-DEC-2006 11:39:21	Dark	41.500	71	lot Car	2.2460	7700.0	83	25156	No
169	GOM_NL__2PRFIN20061222_114109_000000412054_00052_25156_0705.N1	22-DEC-2006 11:41:09	Dark	40.500	41	Eps Car	1.8600	4100.0	81	25156	No
170	GOM_NL__2PRFIN20061222_114546_000000462054_00052_25156_0706.N1	22-DEC-2006 11:45:46	Dark	46.000	2	Alp Car	-0.73600	7000.0	92	25156	No
171	GOM_NL__2PRFIN20061222_115139_000000412054_00052_25156_0707.N1	22-DEC-2006 11:51:39	Straylight	40.500	108	Alp Col	2.6520	15200.	81	25156	No
172	GOM_NL__2PRFIN20061222_115627_000000442054_00052_25156_0708.N1	22-DEC-2006 11:56:27	Straylight	43.500	101	11Alp Lep	2.5820	7000.0	87	25156	No
173	GOM_NL__2PRFIN20061222_115925_000000432054_00052_25156_0709.N1	22-DEC-2006 11:59:25	Straylight	42.500	7	19Bet Ori	0.10000	14000.	85	25156	No
174	GOM_NL__2PRFIN20061222_120638_000000522054_00052_25156_0710.N1	22-DEC-2006 12:06:38	Twi_and_stray	52.000	13	87Alp Tau	0.86700	3800.0	104	25156	No
175	GOM_NL__2PRFIN20061222_120902_000000352054_00052_25156_0711.N1	22-DEC-2006 12:09:02	Bright	35.000	146	25Eta Tau	2.8730	15200.	70	25156	No
176	GOM_NL__2PRFIN20061222_121107_000000352054_00052_25156_0712.N1	22-DEC-2006 12:11:07	Bright	35.000	150	44Zet Per	2.8900	28000.	70	25156	No
177	GOM_NL__2PRFIN20061222_121321_000000342054_00052_25156_0713.N1	22-DEC-2006 12:13:21	Bright	34.000	149	45Eps Per	2.8880	30000.	68	25156	No
178	GOM_NL__2PRFIN20061222_121535_000000342054_00052_25156_0714.N1	22-DEC-2006 12:15:35	Bright	33.500	175	39Del Per	3.0100	19400.	67	25156	No
179	GOM_NL__2PRFIN20061222_121730_000000352054_00052_25156_0715.N1	22-DEC-2006 12:17:30	Bright	35.000	160	23Gam Per	2.9300	4700.0	70	25156	No
180	GOM_NL__2PRFIN20061222_122712_000000372054_00052_25156_0716.N1	22-DEC-2006 12:27:12	Bright	36.500	49	1Alp UMi	1.9900	6300.0	73	25156	No
181	GOM_NL__2PRFIN20061222_123151_000000372054_00052_25156_0717.N1	22-DEC-2006 12:31:51	Bright	37.000	60	7Bet UMi	2.0810	3950.0	74	25156	No
182	GOM_NL__2PRFIN20061222_123521_000000362054_00052_25156_0718.N1	22-DEC-2006 12:35:21	Bright	35.500	119	14Eta Dra	2.7270	4700.0	71	25156	No
183	GOM_NL__2PRFIN20061222_124556_000000392054_00052_25156_0719.N1	22-DEC-2006 12:45:56	Bright	39.000	83		2.3780	11000.	78	25156	No
184	GOM_NL__2PRFIN20061222_125105_000000342054_00052_25156_0720.N1	22-DEC-2006 12:51:05	Bright	33.500	102	24Alp Ser	2.6000	4250.0	67	25156	No
185	GOM_NL__2PRFIN20061222_125552_000000392054_00052_25156_0721.N1	22-DEC-2006 12:55:52	Bright	39.000	104	27Bet Lib	2.6140	13100.	78	25156	No
186	GOM_NL__2PRFIN20061222_125814_000000502054_00052_25156_0722.N1	22-DEC-2006 12:58:14	Bright	50.000	122	9Alp2Lib	2.7470	9700.0	100	25156	No
187	GOM_NL__2PRFIN20061222_130449_000000442054_00052_25156_0723.N1	22-DEC-2006 13:04:49	Dark	43.500	54	5The Cen	2.0550	4500.0	87	25156	No
188	GOM_NL__2PRFIN20061222_130640_000000372054_00052_25156_0724.N1	22-DEC-2006 13:06:40	Dark	37.000	78	Alp Lup	2.3040	28000.	74	25156	No
189	GOM_NL__2PRFIN20061222_131036_000000372054_00052_25156_0725.N1	22-DEC-2006 13:10:36	Dark	37.000	10	Bet Cen	0.61000	28000.	74	25156	No
190	GOM_NL__2PRFIN20061222_131327_000000412054_00053_25157_0702.N1	22-DEC-2006 13:13:27	Dark	40.500	12	Alp1Cru	0.77500	30000.	81	25157	No
191	GOM_NL__2PRFIN20061222_131827_000000392054_00053_25157_0703.N1	22-DEC-2006 13:18:27	Dark	38.500	159	Ups Car	2.9200	7200.0	77	25157	No
192	GOM_NL__2PRFIN20061222_131957_000000412054_00053_25157_0704.N1	22-DEC-2006 13:19:57	Dark	41.000	71	lot Car	2.2460	7700.0	82	25157	No
193	GOM_NL__2PRFIN20061222_132145_000000512054_00053_25157_0705.N1	22-DEC-2006 13:21:45	Dark	51.000	41	Eps Car	1.8600	4100.0	102	25157	No
194	GOM_NL__2PRFIN20061222_132623_000000532054_00053_25157_0706.N1	22-DEC-2006 13:26:23	Dark	52.500	2	Alp Car	-0.73600	7000.0	105	25157	No
195	GOM_NL__2PRFIN20061222_133215_000000392054_00053_25157_0707.N1	22-DEC-2006 13:32:15	Straylight	39.000	108	Alp Col	2.6520	15200.	78	25157	No
196	GOM_NL__2PRFIN20061222_133703_000000432054_00053_25157_0708.N1	22-DEC-2006 13:37:03	Straylight	42.500	101	11Alp Lep	2.5820	7000.0	85	25157	No
197	GOM_NL__2PRFIN20061222_134001_000000512054_00053_25157_0709.N1	22-DEC-2006 13:40:01	Straylight	50.500	7	19Bet Ori	0.10000	14000.	101	25157	No
198	GOM_NL__2PRFIN20061222_134714_000000482054_00053_25157_0710.N1	22-DEC-2006 13:47:14	Twi_and_stray	47.500	13	87Alp Tau	0.86700	3800.0	95	25157	No
199	GOM_NL__2PRFIN20061222_134938_000000362054_00053_25157_0711.N1	22-DEC-2006 13:49:38	Bright	35.500	146	25Eta Tau	2.8730	15200.	71	25157	No
200	GOM_NL__2PRFIN20061222_135143_000000362054_00053_25157_0712.N1	22-DEC-2006 13:51:43	Bright	36.000	150	44Zet Per	2.8900	28000.	72	25157	No
201	GOM_NL__2PRFIN20061222_135357_000000352054_00053_25157_0713.N1	22-DEC-2006 13:53:57	Bright	35.000	149	45Eps Per	2.8880	30000.	70	25157	No
202	GOM_NL__2PRFIN20061222_135612_000000342054_00053_25157_0714.N1	22-DEC-2006 13:56:12	Bright	34.000	175	39Del Per	3.0100	19400.	68	25157	No
203	GOM_NL__2PRFIN20061222_135807_000000362054_00053_25157_0715.N1	22-DEC-2006 13:58:07	Bright	36.000	160	23Gam Per	2.9300	4700.0	72	25157	No
204	GOM_NL__2PRFIN20061222_140748_000000342054_00053_25157_0716.N1	22-DEC-2006 14:07:48	Bright	33.500	49	1Alp UMi	1.9900	6300.0	67	25157	No
205	GOM_NL__2PRFIN20061222_141227_000000362054_00053_25157_0717.N1	22-DEC-2006 14:12:27	Bright	36.000	60	7Bet UMi	2.0810	3950.0	72	25157	No
206	GOM_NL__2PRFIN20061222_141557_000000522054_00053_25157_0718.N1	22-DEC-2006 14:15:57	Bright	52.000	119	14Eta Dra	2.7270	4700.0	104	25157	No
207	GOM_NL__2PRFIN20061222_142632_000000392054_00053_25157_0719.N1	22-DEC-2006 14:26:32	Bright	38.500	83		2.3780	11000.	77	25157	No
208	GOM_NL__2PRFIN20061222_143141_000000342054_00053_25157_0720.N1	22-DEC-2006 14:31:41	Bright	33.500	102	24Alp Ser	2.6000	4250.0	67	25157	No
209	GOM_NL__2PRFIN20061222_143628_000000522054_00053_25157_0721.N1	22-DEC-2006 14:36:28	Bright	52.000	104	27Bet Lib	2.6140	13100.	104	25157	No
210	GOM_NL__2PRFIN20061222_143850_000000542054_00053_25157_0722.N1	22-DEC-2006 14:38:50	Bright	54.000	122	9Alp2Lib	2.7470	9700.0	108	25157	No
211	GOM_NL__2PRFIN20061222_144526_000000452054_00053_25157_0723.N1	22-DEC-2006 14:45:26	Dark	44.500	54	5The Cen	2.0550	4500.0	89	25157	No
212	GOM_NL__2PRFIN20061222_144716_000000392054_00053_25157_0724.N1	22-DEC-2006 14:47:16	Dark	39.000	78	Alp Lup	2.3040	28000.	78	25157	No
213	GOM_NL__2PRFIN20061222_145112_000000472054_00053_25157_0725.N1	22-DEC-2006 14:51:12	Dark	47.000	10	Bet Cen	0.61000	28000.	94	25157	No
214	GOM_NL__2PRFIN20061222_145404_000000422054_00054_25158_0702.N1	22-DEC-2006 14:54:04	Dark	42.000	12	Alp1Cru	0.77500	30000.	84	25158	No
215	GOM_NL__2PRFIN20061222_145903_000000382054_00054_25158_0703.N1	22-DEC-2006 14:59:03	Dark	38.000	159	Ups Car	2.9200	7200.0	76	25158	No
216	GOM_NL__2PRFIN20061222_150034_000000412054_00054_25158_0704.N1	22-DEC-2006 15:00:34	Dark	41.000	71	lot Car	2.2460	7700.0	82	25158	No
217	GOM_NL__2PRFIN20061222_150221_000000422054_00054_25158_0705.N1	22-DEC-2006 15:02:21	Dark	41.500	41	Eps Car	1.8600	4100.0	83	25158	No
218	GOM_NL__2PRFIN20061222_150659_000000482054_00054_25158_0706.N1	22-DEC-2006 15:06:59	Dark	47.500	2	Alp Car	-0.73600	7000.0	95	25158	No
219	GOM_NL__2PRFIN20061222_151252_000000412054_00054_25158_0707.N1	22-DEC-2006 15:12:52	Straylight	40.500	108	Alp Col	2.6520	15200.	81	25158	No

220	GOM_NL__2PRFIN20061222_151739_000000422054_00054_25158_0708.N1	22-DEC-2006 15:17:39	Straylight	41.500	101	11Alp Lep	2.5820	7000.0	83	25158	No
221	GOM_NL__2PRFIN20061222_152037_000000472054_00054_25158_0709.N1	22-DEC-2006 15:20:37	Straylight	46.500	7	19Bet Ori	0.10000	14000.	93	25158	No
222	GOM_NL__2PRFIN20061222_152750_000000492054_00054_25158_0710.N1	22-DEC-2006 15:27:50	Tw_i_and_stray	48.500	13	87Alp Tau	0.86700	3800.0	97	25158	No
223	GOM_NL__2PRFIN20061222_153014_000000362054_00054_25158_0711.N1	22-DEC-2006 15:30:14	Bright	36.000	146	25Eta Tau	2.8730	15200.	72	25158	No
224	GOM_NL__2PRFIN20061222_153219_000000362054_00054_25158_0712.N1	22-DEC-2006 15:32:19	Bright	36.000	150	44Zet Per	2.8900	28000.	72	25158	No
225	GOM_NL__2PRFIN20061222_153433_000000342054_00054_25158_0713.N1	22-DEC-2006 15:34:33	Bright	34.000	149	45Eps Per	2.8880	30000.	68	25158	No
226	GOM_NL__2PRFIN20061222_153647_000000522054_00054_25158_0714.N1	22-DEC-2006 15:36:47	Bright	52.000	175	39Del Per	3.0100	19400.	104	25158	No
227	GOM_NL__2PRFIN20061222_153843_000000352054_00054_25158_0715.N1	22-DEC-2006 15:38:43	Bright	34.500	160	23Gam Per	2.9300	4700.0	69	25158	No
228	GOM_NL__2PRFIN20061222_154824_000000362054_00054_25158_0716.N1	22-DEC-2006 15:48:24	Bright	35.500	49	1Alp UMi	1.9900	6300.0	71	25158	No
229	GOM_NL__2PRFIN20061222_155303_000000372054_00054_25158_0717.N1	22-DEC-2006 15:53:03	Bright	36.500	60	7Bet UMi	2.0810	3950.0	73	25158	No
230	GOM_NL__2PRFIN20061222_155633_000000372054_00054_25158_0718.N1	22-DEC-2006 15:56:33	Bright	37.000	119	14Eta Dra	2.7270	4700.0	74	25158	No
231	GOM_NL__2PRFIN20061222_160709_000000382054_00054_25158_0719.N1	22-DEC-2006 16:07:09	Bright	37.500	83		2.3780	11000.	75	25158	No
232	GOM_NL__2PRFIN20061222_161217_000000352054_00054_25158_0720.N1	22-DEC-2006 16:12:17	Bright	34.500	102	24Alp Ser	2.6000	4250.0	69	25158	No
233	GOM_NL__2PRFIN20061222_161704_000000362054_00054_25158_0721.N1	22-DEC-2006 16:17:04	Bright	35.500	104	27Bet Lib	2.6140	13100.	71	25158	No
234	GOM_NL__2PRFIN20061222_161927_000000462054_00054_25158_0722.N1	22-DEC-2006 16:19:27	Bright	46.000	122	9Alp2Lib	2.7470	9700.0	92	25158	No
235	GOM_NL__2PRFIN20061222_162602_000000432054_00054_25158_0723.N1	22-DEC-2006 16:26:02	Dark	43.000	54	5The Cen	2.0550	4500.0	86	25158	No
236	GOM_NL__2PRFIN20061222_162752_000000392054_00054_25158_0724.N1	22-DEC-2006 16:27:52	Dark	39.000	78	Alp Lup	2.3040	28000.	78	25158	No
237	GOM_NL__2PRFIN20061222_163148_000000402054_00054_25158_0725.N1	22-DEC-2006 16:31:48	Dark	40.000	10	Bet Cen	0.61000	28000.	80	25158	No
238	GOM_NL__2PRFIN20061222_163440_000000402054_00055_25159_0702.N1	22-DEC-2006 16:34:40	Dark	39.500	12	Alp1Cru	0.77500	30000.	79	25159	No
239	GOM_NL__2PRFIN20061222_163940_000000392054_00055_25159_0703.N1	22-DEC-2006 16:39:40	Dark	38.500	159	Ups Car	2.9200	7200.0	77	25159	No
240	GOM_NL__2PRFIN20061222_164110_000000422054_00055_25159_0704.N1	22-DEC-2006 16:41:10	Dark	41.500	71	lot Car	2.2460	7700.0	83	25159	No
241	GOM_NL__2PRFIN20061222_164258_000000422054_00055_25159_0705.N1	22-DEC-2006 16:42:58	Dark	41.500	41	Eps Car	1.8600	4100.0	83	25159	No
242	GOM_NL__2PRFIN20061222_164735_000000512054_00055_25159_0706.N1	22-DEC-2006 16:47:35	Dark	51.000	2	Alp Car	-0.73600	7000.0	102	25159	No
243	GOM_NL__2PRFIN20061222_165328_000000422054_00055_25159_0707.N1	22-DEC-2006 16:53:28	Straylight	41.500	108	Alp Col	2.6520	15200.	83	25159	No
244	GOM_NL__2PRFIN20061222_165816_000000402054_00055_25159_0708.N1	22-DEC-2006 16:58:16	Straylight	40.000	101	11Alp Lep	2.5820	7000.0	80	25159	No
245	GOM_NL__2PRFIN20061222_170113_000000542054_00055_25159_0709.N1	22-DEC-2006 17:01:13	Straylight	54.000	7	19Bet Ori	0.10000	14000.	108	25159	No
246	GOM_NL__2PRFIN20061222_170826_000000522054_00055_25159_0710.N1	22-DEC-2006 17:08:26	Tw_i_and_stray	52.000	13	87Alp Tau	0.86700	3800.0	104	25159	No
247	GOM_NL__2PRFIN20061222_171051_000000352054_00055_25159_0711.N1	22-DEC-2006 17:10:51	Bright	34.500	146	25Eta Tau	2.8730	15200.	69	25159	No
248	GOM_NL__2PRFIN20061222_171256_000000362054_00055_25159_0712.N1	22-DEC-2006 17:12:56	Bright	35.500	150	44Zet Per	2.8900	28000.	71	25159	No
249	GOM_NL__2PRFIN20061222_171509_000000352054_00055_25159_0713.N1	22-DEC-2006 17:15:09	Bright	34.500	149	45Eps Per	2.8880	30000.	69	25159	No
250	GOM_NL__2PRFIN20061222_171724_000000332054_00055_25159_0714.N1	22-DEC-2006 17:17:24	Bright	33.000	175	39Del Per	3.0100	19400.	66	25159	No
251	GOM_NL__2PRFIN20061222_171919_000000372054_00055_25159_0715.N1	22-DEC-2006 17:19:19	Bright	36.500	160	23Gam Per	2.9300	4700.0	73	25159	No
252	GOM_NL__2PRFIN20061222_172900_000000362054_00055_25159_0716.N1	22-DEC-2006 17:29:00	Bright	35.500	49	1Alp UMi	1.9900	6300.0	71	25159	No
253	GOM_NL__2PRFIN20061222_173339_000000532054_00055_25159_0717.N1	22-DEC-2006 17:33:39	Bright	53.000	60	7Bet UMi	2.0810	3950.0	106	25159	No
254	GOM_NL__2PRFIN20061222_173709_000000432054_00055_25159_0718.N1	22-DEC-2006 17:37:09	Bright	43.000	119	14Eta Dra	2.7270	4700.0	86	25159	No
255	GOM_NL__2PRFIN20061222_174745_000000372054_00055_25159_0719.N1	22-DEC-2006 17:47:45	Bright	36.500	83		2.3780	11000.	73	25159	No
256	GOM_NL__2PRFIN20061222_175253_000000342054_00055_25159_0720.N1	22-DEC-2006 17:52:53	Bright	33.500	102	24Alp Ser	2.6000	4250.0	67	25159	No
257	GOM_NL__2PRFIN20061222_175741_000000522054_00055_25159_0721.N1	22-DEC-2006 17:57:41	Bright	52.000	104	27Bet Lib	2.6140	13100.	104	25159	No
258	GOM_NL__2PRFIN20061222_180003_000000362054_00055_25159_0722.N1	22-DEC-2006 18:00:03	Bright	36.000	122	9Alp2Lib	2.7470	9700.0	72	25159	No
259	GOM_NL__2PRFIN20061222_180639_000000452054_00055_25159_0723.N1	22-DEC-2006 18:06:39	Dark	44.500	54	5The Cen	2.0550	4500.0	89	25159	No
260	GOM_NL__2PRFIN20061222_180829_000000382054_00055_25159_0724.N1	22-DEC-2006 18:08:29	Dark	37.500	78	Alp Lup	2.3040	28000.	75	25159	No
261	GOM_NL__2PRFIN20061222_181224_000000432054_00055_25159_0725.N1	22-DEC-2006 18:12:24	Dark	43.000	10	Bet Cen	0.61000	28000.	86	25159	No
262	GOM_NL__2PRFIN20061222_181517_000000402054_00056_25160_0702.N1	22-DEC-2006 18:15:17	Dark	40.000	12	Alp1Cru	0.77500	30000.	80	25160	No
263	GOM_NL__2PRFIN20061222_182016_000000392054_00056_25160_0703.N1	22-DEC-2006 18:20:16	Dark	38.500	159	Ups Car	2.9200	7200.0	77	25160	No
264	GOM_NL__2PRFIN20061222_182147_000000422054_00056_25160_0704.N1	22-DEC-2006 18:21:47	Dark	41.500	71	lot Car	2.2460	7700.0	83	25160	No
265	GOM_NL__2PRFIN20061222_182334_000000422054_00056_25160_0705.N1	22-DEC-2006 18:23:34	Dark	42.000	41	Eps Car	1.8600	4100.0	84	25160	No
266	GOM_NL__2PRFIN20061222_182812_000000462054_00056_25160_0706.N1	22-DEC-2006 18:28:12	Dark	46.000	2	Alp Car	-0.73600	7000.0	92	25160	No
267	GOM_NL__2PRFIN20061222_183404_000000402054_00056_25160_0707.N1	22-DEC-2006 18:34:04	Straylight	39.500	108	Alp Col	2.6520	15200.	79	25160	No
268	GOM_NL__2PRFIN20061222_183852_000000412054_00056_25160_0708.N1	22-DEC-2006 18:38:52	Straylight	41.000	101	11Alp Lep	2.5820	7000.0	82	25160	No
269	GOM_NL__2PRFIN20061222_184149_000000472054_00056_25160_0709.N1	22-DEC-2006 18:41:49	Straylight	47.000	7	19Bet Ori	0.10000	14000.	94	25160	No
270	GOM_NL__2PRFIN20061222_184902_000000452054_00056_25160_0710.N1	22-DEC-2006 18:49:02	Tw_i_and_stray	44.500	13	87Alp Tau	0.86700	3800.0	89	25160	No
271	GOM_NL__2PRFIN20061222_185127_000000342054_00056_25160_0711.N1	22-DEC-2006 18:51:27	Bright	34.000	146	25Eta Tau	2.8730	15200.	68	25160	No
272	GOM_NL__2PRFIN20061222_185332_000000352054_00056_25160_0712.N1	22-DEC-2006 18:53:32	Bright	34.500	150	44Zet Per	2.8900	28000.	69	25160	No
273	GOM_NL__2PRFIN20061222_185545_000000352054_00056_25160_0713.N1	22-DEC-2006 18:55:45	Bright	34.500	149	45Eps Per	2.8880	30000.	69	25160	No
274	GOM_NL__2PRFIN20061222_185800_000000342054_00056_25160_0714.N1	22-DEC-2006 18:58:00	Bright	33.500	175	39Del Per	3.0100	19400.	67	25160	No
275	GOM_NL__2PRFIN20061222_185955_000000362054_00056_25160_0715.N1	22-DEC-2006 18:59:55	Bright	35.500	160	23Gam Per	2.9300	4700.0	71	25160	No
276	GOM_NL__2PRFIN20061222_190936_000000372054_00056_25160_0716.N1	22-DEC-2006 19:09:36	Bright	37.000	49	1Alp UMi	1.9900	6300.0	74	25160	No
277	GOM_NL__2PRFIN20061222_191414_000000352054_00056_25160_0717.N1	22-DEC-2006 19:14:14	Bright	35.000	60	7Bet UMi	2.0810	3950.0	70	25160	No
278	GOM_NL__2PRFIN20061222_191745_000000352054_00056_25160_0718.N1	22-DEC-2006 19:17:45	Bright	34.500	119	14Eta Dra	2.7270	4700.0	69	25160	No

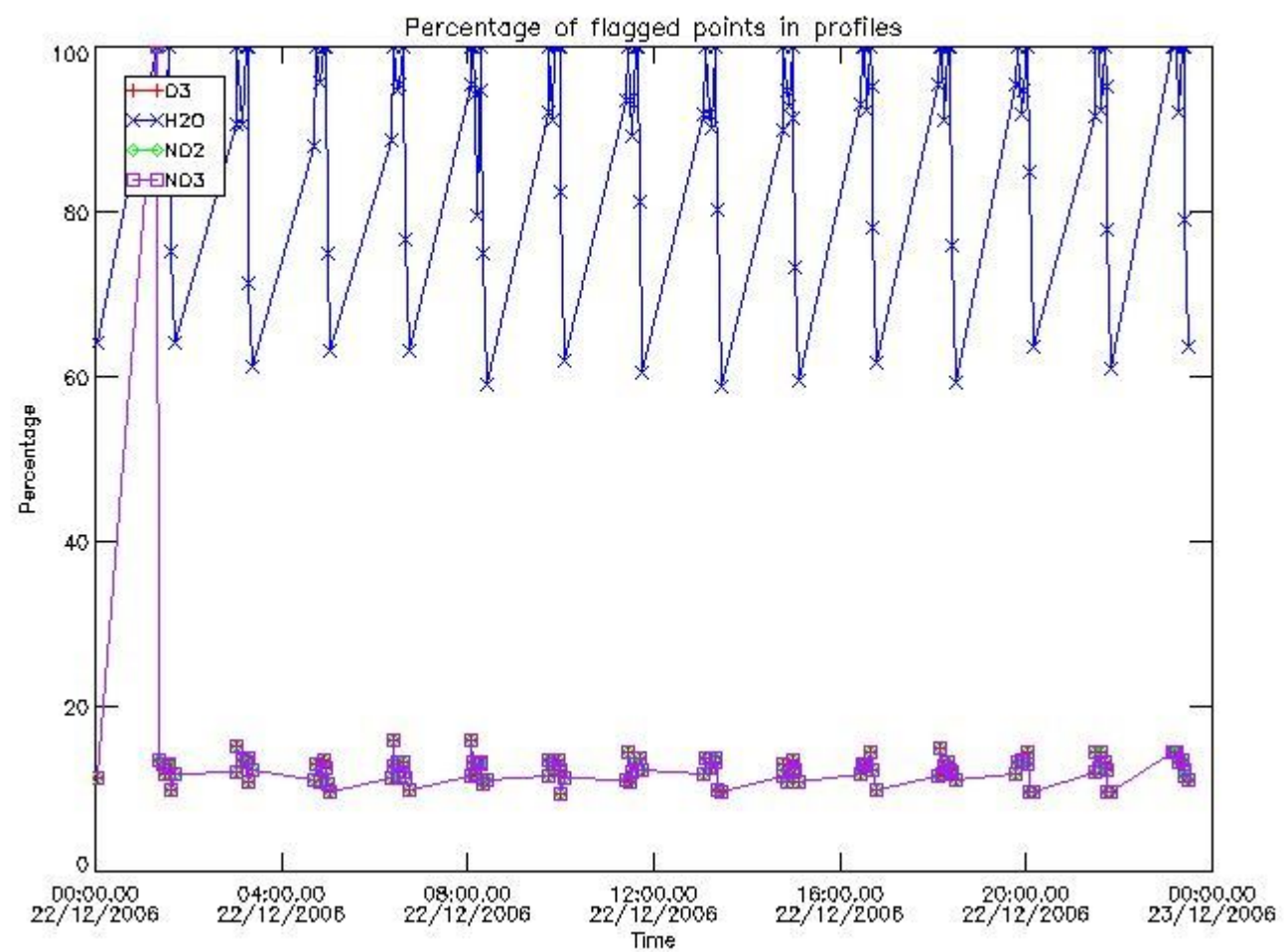
279	GOM_NL__2PRFIN20061222_192821_000000362054_00056_25160_0719.N1	22-DEC-2006 19:28:21	Bright	36.000	83		2.3780	11000.	72	25160	No
280	GOM_NL__2PRFIN20061222_193329_000000342054_00056_25160_0720.N1	22-DEC-2006 19:33:29	Bright	34.000	102	24Alp Ser	2.6000	4250.0	68	25160	No
281	GOM_NL__2PRFIN20061222_193817_000000492054_00056_25160_0721.N1	22-DEC-2006 19:38:17	Bright	48.500	104	27Bet Lib	2.6140	13100.	97	25160	No
282	GOM_NL__2PRFIN20061222_194039_000000372054_00056_25160_0722.N1	22-DEC-2006 19:40:39	Bright	37.000	122	9Alp2Lib	2.7470	9700.0	74	25160	No
283	GOM_NL__2PRFIN20061222_194715_000000442054_00056_25160_0723.N1	22-DEC-2006 19:47:15	Dark	43.500	54	5The Cen	2.0550	4500.0	87	25160	No
284	GOM_NL__2PRFIN20061222_194905_000000392054_00056_25160_0724.N1	22-DEC-2006 19:49:05	Dark	38.500	78	Alp Lup	2.3040	28000.	77	25160	No
285	GOM_NL__2PRFIN20061222_195301_000000382054_00056_25160_0725.N1	22-DEC-2006 19:53:01	Dark	37.500	10	Bet Cen	0.61000	28000.	75	25160	No
286	GOM_NL__2PRFIN20061222_195553_000000382054_00057_25161_0702.N1	22-DEC-2006 19:55:53	Dark	38.000	12	Alp1Cru	0.77500	30000.	76	25161	No
287	GOM_NL__2PRFIN20061222_200053_000000392054_00057_25161_0703.N1	22-DEC-2006 20:00:53	Dark	39.000	159	Ups Car	2.9200	7200.0	78	25161	No
288	GOM_NL__2PRFIN20061222_200224_000000422054_00057_25161_0704.N1	22-DEC-2006 20:02:24	Dark	42.000	71	Iot Car	2.2460	7700.0	84	25161	No
289	GOM_NL__2PRFIN20061222_200411_000000532054_00057_25161_0705.N1	22-DEC-2006 20:04:11	Dark	53.000	41	Eps Car	1.8600	4100.0	106	25161	No
290	GOM_NL__2PRFIN20061222_200848_000000532054_00057_25161_0706.N1	22-DEC-2006 20:08:48	Dark	52.500	2	Alp Car	-0.73600	7000.0	105	25161	No
291	GOM_NL__2PRFIN20061222_201440_000000392054_00057_25161_0707.N1	22-DEC-2006 20:14:40	Straylight	39.000	108	Alp Col	2.6520	15200.	78	25161	No
292	GOM_NL__2PRFIN20061222_201928_000000412054_00057_25161_0708.N1	22-DEC-2006 20:19:28	Straylight	41.000	101	11Alp Lep	2.5820	7000.0	82	25161	No
293	GOM_NL__2PRFIN20061222_202225_000000452054_00057_25161_0709.N1	22-DEC-2006 20:22:25	Straylight	45.000	7	19Bet Ori	0.10000	14000.	90	25161	No
294	GOM_NL__2PRFIN20061222_202938_000000472054_00057_25161_0710.N1	22-DEC-2006 20:29:38	Tw_i_and_stray	46.500	13	87Alp Tau	0.86700	3800.0	93	25161	No
295	GOM_NL__2PRFIN20061222_203203_000000342054_00057_25161_0711.N1	22-DEC-2006 20:32:03	Bright	34.000	146	25Eta Tau	2.8730	15200.	68	25161	No
296	GOM_NL__2PRFIN20061222_203408_000000362054_00057_25161_0712.N1	22-DEC-2006 20:34:08	Bright	35.500	150	44Zet Per	2.8900	28000.	71	25161	No
297	GOM_NL__2PRFIN20061222_203621_000000362054_00057_25161_0713.N1	22-DEC-2006 20:36:21	Bright	35.500	149	45Eps Per	2.8880	30000.	71	25161	No
298	GOM_NL__2PRFIN20061222_203836_000000342054_00057_25161_0714.N1	22-DEC-2006 20:38:36	Bright	34.000	175	39Del Per	3.0100	19400.	68	25161	No
299	GOM_NL__2PRFIN20061222_204031_000000352054_00057_25161_0715.N1	22-DEC-2006 20:40:31	Bright	35.000	160	23Gam Per	2.9300	4700.0	70	25161	No
300	GOM_NL__2PRFIN20061222_205012_000000362054_00057_25161_0716.N1	22-DEC-2006 20:50:12	Bright	36.000	49	1Alp UMi	1.9900	6300.0	72	25161	No
301	GOM_NL__2PRFIN20061222_205450_000000372054_00057_25161_0717.N1	22-DEC-2006 20:54:50	Bright	36.500	60	7Bet UMi	2.0810	3950.0	73	25161	No
302	GOM_NL__2PRFIN20061222_205821_000000352054_00057_25161_0718.N1	22-DEC-2006 20:58:21	Bright	34.500	119	14Eta Dra	2.7270	4700.0	69	25161	No
303	GOM_NL__2PRFIN20061222_210857_000000382054_00057_25161_0719.N1	22-DEC-2006 21:08:57	Bright	38.000	83		2.3780	11000.	76	25161	No
304	GOM_NL__2PRFIN20061222_211406_000000342054_00057_25161_0720.N1	22-DEC-2006 21:14:06	Bright	33.500	102	24Alp Ser	2.6000	4250.0	67	25161	No
305	GOM_NL__2PRFIN20061222_211853_000000352054_00057_25161_0721.N1	22-DEC-2006 21:18:53	Bright	35.000	104	27Bet Lib	2.6140	13100.	70	25161	No
306	GOM_NL__2PRFIN20061222_212116_000000372054_00057_25161_0722.N1	22-DEC-2006 21:21:16	Bright	36.500	122	9Alp2Lib	2.7470	9700.0	73	25161	No
307	GOM_NL__2PRFIN20061222_212752_000000432054_00057_25161_0723.N1	22-DEC-2006 21:27:52	Dark	42.500	54	5The Cen	2.0550	4500.0	85	25161	No
308	GOM_NL__2PRFIN20061222_212941_000000392054_00057_25161_0724.N1	22-DEC-2006 21:29:41	Dark	38.500	78	Alp Lup	2.3040	28000.	77	25161	No
309	GOM_NL__2PRFIN20061222_213337_000000412054_00058_25162_0725.N1	22-DEC-2006 21:33:37	Dark	41.000	10	Bet Cen	0.61000	28000.	82	25162	No
310	GOM_NL__2PRFIN20061222_213629_000000392054_00058_25162_0702.N1	22-DEC-2006 21:36:29	Dark	39.000	12	Alp1Cru	0.77500	30000.	78	25162	No
311	GOM_NL__2PRFIN20061222_214129_000000392054_00058_25162_0703.N1	22-DEC-2006 21:41:29	Dark	38.500	159	Ups Car	2.9200	7200.0	77	25162	No
312	GOM_NL__2PRFIN20061222_214300_000000422054_00058_25162_0704.N1	22-DEC-2006 21:43:00	Dark	41.500	71	Iot Car	2.2460	7700.0	83	25162	No
313	GOM_NL__2PRFIN20061222_214447_000000532054_00058_25162_0705.N1	22-DEC-2006 21:44:47	Dark	52.500	41	Eps Car	1.8600	4100.0	105	25162	No
314	GOM_NL__2PRFIN20061222_214924_000000532054_00058_25162_0706.N1	22-DEC-2006 21:49:24	Dark	53.000	2	Alp Car	-0.73600	7000.0	106	25162	No
315	GOM_NL__2PRFIN20061222_215516_000000392054_00058_25162_0707.N1	22-DEC-2006 21:55:16	Straylight	39.000	108	Alp Col	2.6520	15200.	78	25162	No
316	GOM_NL__2PRFIN20061222_220004_000000412054_00058_25162_0708.N1	22-DEC-2006 22:00:04	Straylight	40.500	101	11Alp Lep	2.5820	7000.0	81	25162	No
317	GOM_NL__2PRFIN20061222_220301_000000502054_00058_25162_0709.N1	22-DEC-2006 22:03:01	Straylight	50.000	7	19Bet Ori	0.10000	14000.	100	25162	No
318	GOM_NL__2PRFIN20061222_221014_000000522054_00058_25162_0710.N1	22-DEC-2006 22:10:14	Tw_i_and_stray	52.000	13	87Alp Tau	0.86700	3800.0	104	25162	No
319	GOM_NL__2PRFIN20061222_221239_000000342054_00058_25162_0711.N1	22-DEC-2006 22:12:39	Bright	33.500	146	25Eta Tau	2.8730	15200.	67	25162	No
320	GOM_NL__2PRFIN20061222_221444_000000352054_00058_25162_0712.N1	22-DEC-2006 22:14:44	Bright	35.000	150	44Zet Per	2.8900	28000.	70	25162	No
321	GOM_NL__2PRFIN20061222_221657_000000342054_00058_25162_0713.N1	22-DEC-2006 22:16:57	Bright	33.500	149	45Eps Per	2.8880	30000.	67	25162	No
322	GOM_NL__2PRFIN20061222_221859_000000262054_00058_25162_0714.N1	22-DEC-2006 22:18:59	Tw_i_and_stray	26.000	6	13Alp Aur	0.080000	3400.0	52	25162	No
323	GOM_NL__2PRFIN20061222_221955_000000372054_00058_25162_0715.N1	22-DEC-2006 22:19:55	Bright	36.500	35	33Alp Per	1.7950	6250.0	73	25162	No
324	GOM_NL__2PRFIN20061222_222107_000000352054_00058_25162_0716.N1	22-DEC-2006 22:21:07	Bright	34.500	160	23Gam Per	2.9300	4700.0	69	25162	No
325	GOM_NL__2PRFIN20061222_223047_000000352054_00058_25162_0717.N1	22-DEC-2006 22:30:47	Bright	35.000	49	1Alp UMi	1.9900	6300.0	70	25162	No
326	GOM_NL__2PRFIN20061222_223526_000000372054_00058_25162_0718.N1	22-DEC-2006 22:35:26	Bright	36.500	60	7Bet UMi	2.0810	3950.0	73	25162	No
327	GOM_NL__2PRFIN20061222_223857_000000362054_00058_25162_0719.N1	22-DEC-2006 22:38:57	Bright	36.000	119	14Eta Dra	2.7270	4700.0	72	25162	No
328	GOM_NL__2PRFIN20061222_224933_000000392054_00058_25162_0720.N1	22-DEC-2006 22:49:33	Bright	38.500	83		2.3780	11000.	77	25162	No
329	GOM_NL__2PRFIN20061222_225442_000000342054_00058_25162_0721.N1	22-DEC-2006 22:54:42	Bright	33.500	102	24Alp Ser	2.6000	4250.0	67	25162	No
330	GOM_NL__2PRFIN20061222_225929_000000362054_00058_25162_0722.N1	22-DEC-2006 22:59:29	Bright	35.500	104	27Bet Lib	2.6140	13100.	71	25162	No
331	GOM_NL__2PRFIN20061222_230152_000000472054_00058_25162_0723.N1	22-DEC-2006 23:01:52	Bright	47.000	122	9Alp2Lib	2.7470	9700.0	94	25162	No
332	GOM_NL__2PRFIN20061222_230828_000000432054_00058_25162_0724.N1	22-DEC-2006 23:08:28	Dark	42.500	54	5The Cen	2.0550	4500.0	85	25162	No
333	GOM_NL__2PRFIN20061222_231017_000000392054_00058_25162_0725.N1	22-DEC-2006 23:10:17	Dark	38.500	78	Alp Lup	2.3040	28000.	77	25162	No
334	GOM_NL__2PRFIN20061222_231413_000000392054_00059_25163_0726.N1	22-DEC-2006 23:14:13	Dark	39.000	10	Bet Cen	0.61000	28000.	78	25163	No
335	GOM_NL__2PRFIN20061222_231706_000000392054_00059_25163_0722.N1	22-DEC-2006 23:17:06	Dark	38.500	12	Alp1Cru	0.77500	30000.	77	25163	No
336	GOM_NL__2PRFIN20061222_232205_000000382054_00059_25163_0723.N1	22-DEC-2006 23:22:05	Dark	37.500	159	Ups Car	2.9200	7200.0	75	25163	No
337	GOM_NL__2PRFIN20061222_232336_000000422054_00059_25163_0724.N1	22-DEC-2006 23:23:36	Dark	41.500	71	Iot Car	2.2460	7700.0	83	25163	No

338	GOM_NL__2PRFIN20061222_232524_000000532054_00059_25163_0725.N1	22-DEC-2006 23:25:24	Dark	53.000	41	Eps Car	1.8600	4100.0	106	25163	No
339	GOM_NL__2PRFIN20061222_233000_000000502054_00059_25163_0726.N1	22-DEC-2006 23:30:00	Dark	50.000	2	Alp Car	-0.73600	7000.0	100	25163	No
340	GOM_NL__2PRFIN20061222_233552_000000402054_00059_25163_0727.N1	22-DEC-2006 23:35:52	Straylight	40.000	108	Alp Col	2.6520	15200.	80	25163	No
341	GOM_NL__2PRFIN20061222_234040_000000412054_00059_25163_0728.N1	22-DEC-2006 23:40:40	Straylight	41.000	101	11Alp Lep	2.5820	7000.0	82	25163	No
342	GOM_NL__2PRFIN20061222_234337_000000472054_00059_25163_0729.N1	22-DEC-2006 23:43:37	Straylight	47.000	7	19Bet Ori	0.10000	14000.	94	25163	No
343	GOM_NL__2PRFIN20061222_235050_000000472054_00059_25163_0730.N1	22-DEC-2006 23:50:50	Twilight_stray	46.500	13	87Alp Tau	0.86700	3800.0	93	25163	No
344	GOM_NL__2PRFIN20061222_235315_000000362054_00059_25163_0731.N1	22-DEC-2006 23:53:15	Bright	35.500	146	25Eta Tau	2.8730	15200.	71	25163	No
345	GOM_NL__2PRFIN20061222_235519_000000362054_00059_25163_0732.N1	22-DEC-2006 23:55:19	Bright	35.500	150	44Zet Per	2.8900	28000.	71	25163	No
346	GOM_NL__2PRFIN20061222_235733_000000352054_00059_25163_0733.N1	22-DEC-2006 23:57:33	Bright	34.500	149	45Eps Per	2.8880	30000.	69	25163	No
347	GOM_NL__2PRFIN20061222_235935_000000262054_00059_25163_0734.N1	22-DEC-2006 23:59:35	Twilight_stray	26.000	6	13Alp Aur	0.080000	3400.0	52	25163	No

3. Quality information per product

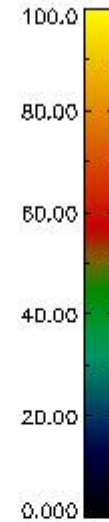
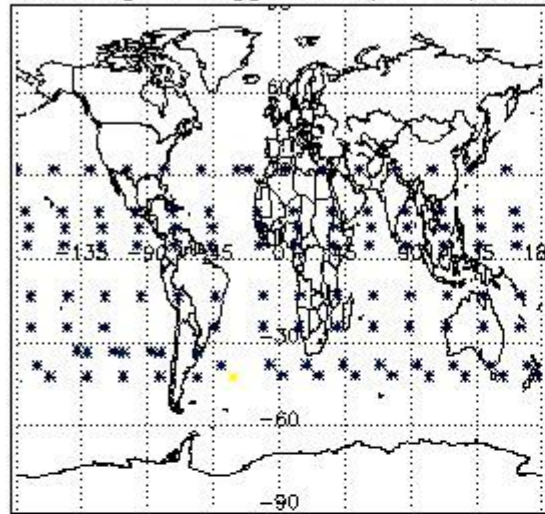
In this section it is plotted some information contained in the Quality Summary data set of the level 2 products. Only products in dark limb conditions and without errors (error flag in the MPH set to "0") are used.

3.1 Plot quality information per product (time dependant)

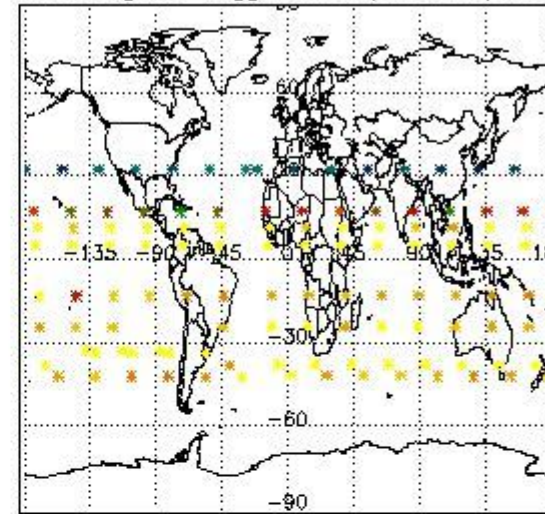


3.2 Plot quality information per product (world map)


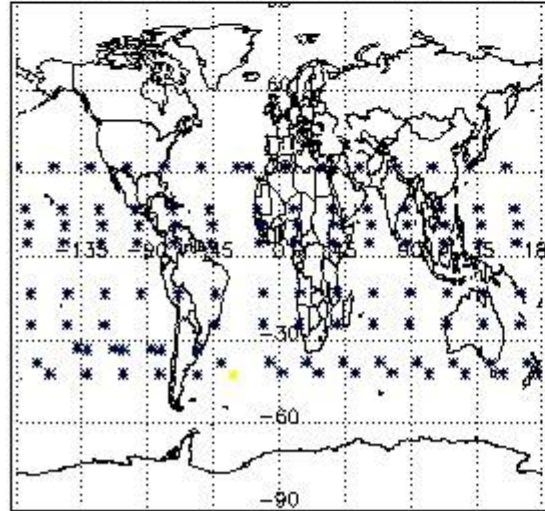
Percentage of flagged data per O3 profile



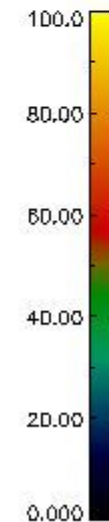
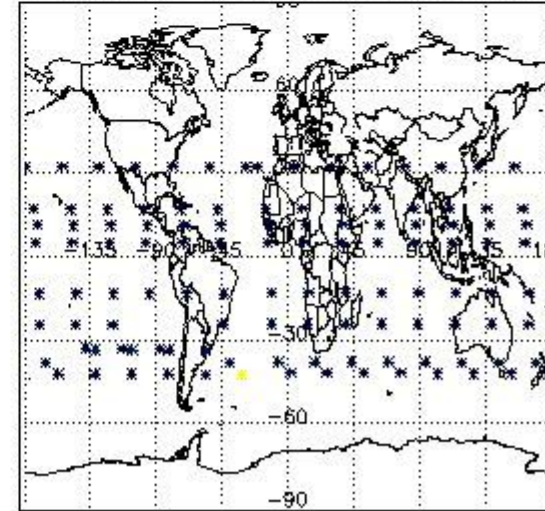
Percentage of flagged data per H2O profile



Percentage of flagged data per NO2 profile



Percentage of flagged data per NO3 profile

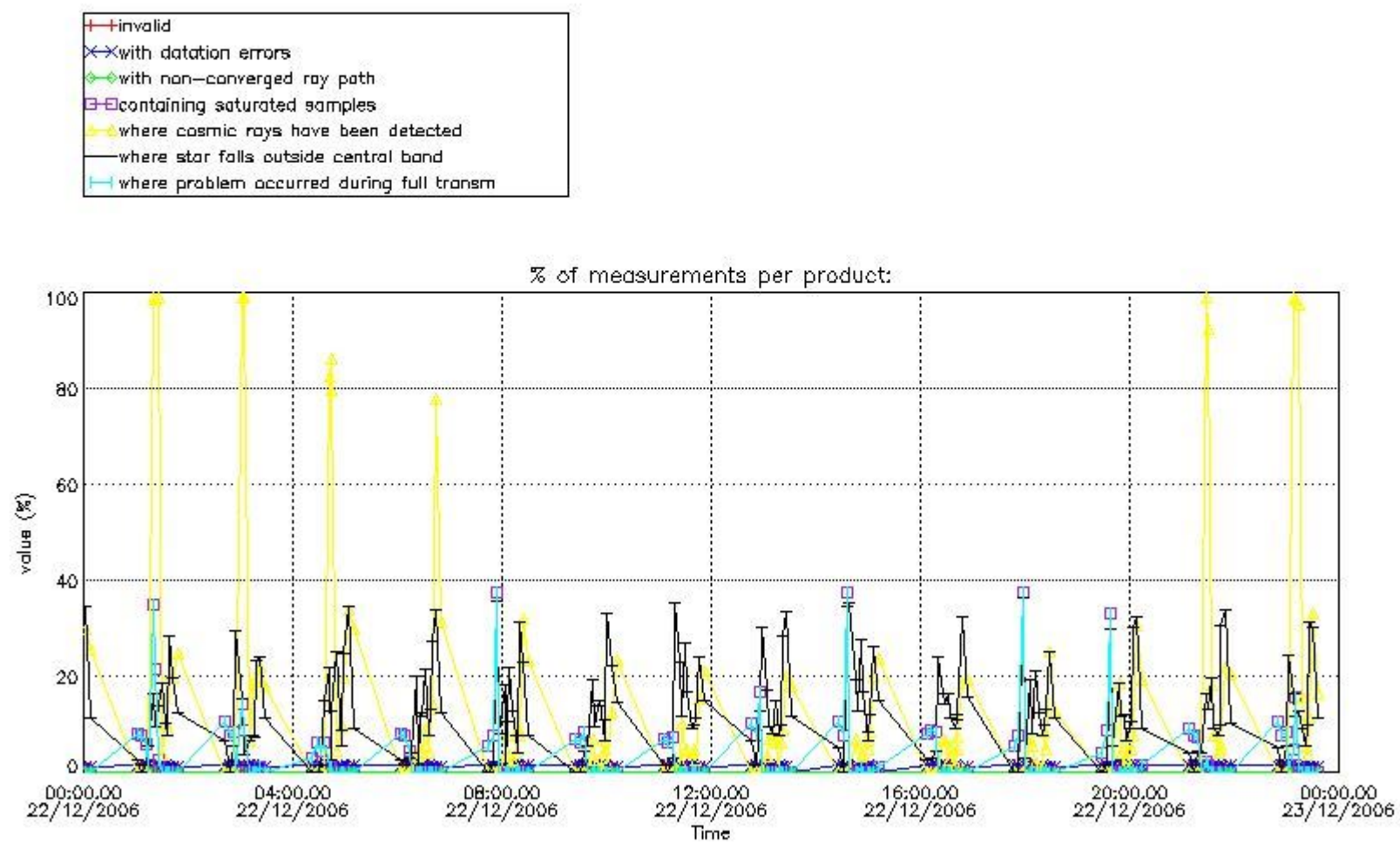


4. Level 1 quality information per product

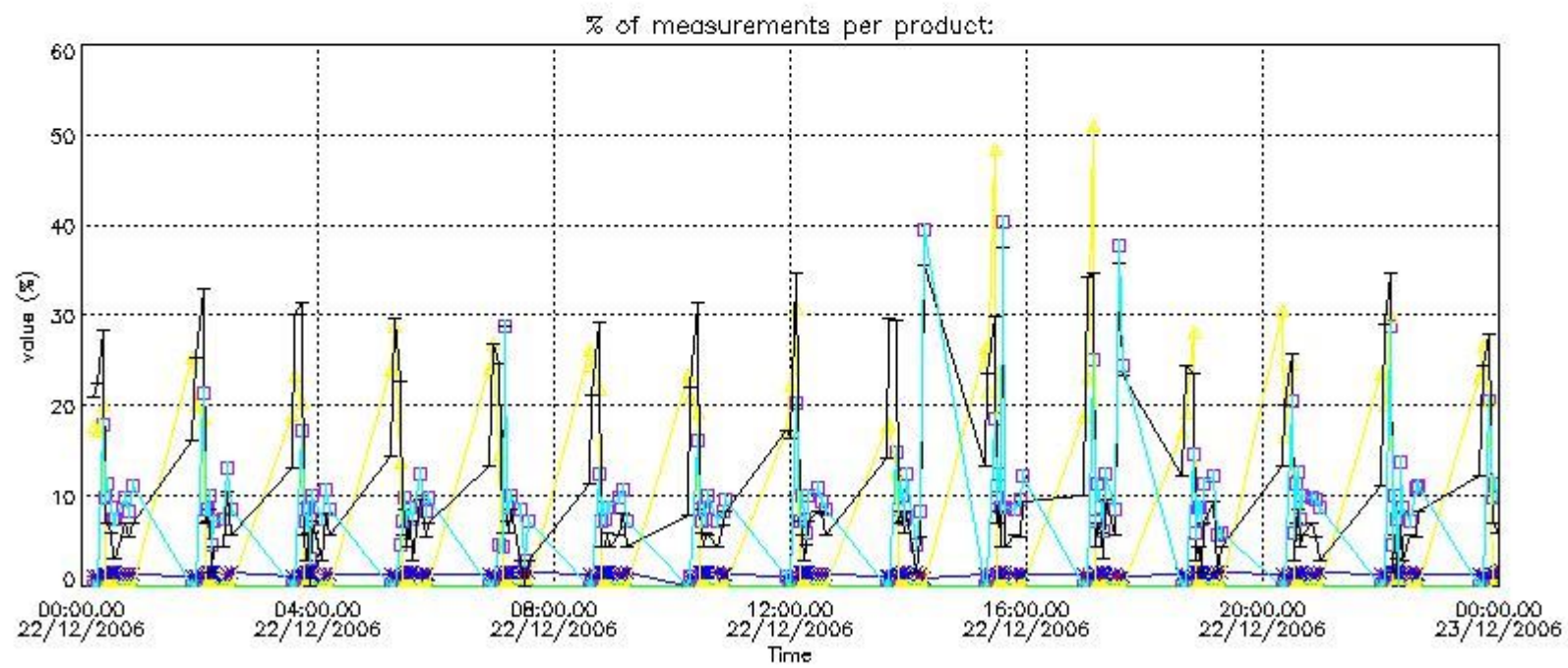
In this section it is plotted some information contained in the Quality Summary data set of the level 2 products that comes from the level 1b processing. Products without errors (error flag in the MPH set to "0") are used.

4.1 Plot quality information per product (time dependant) coming from level 1b processing

4.1.1 Plot level 1 quality information per product (time dependant): ENVISAT ASCENDING passes

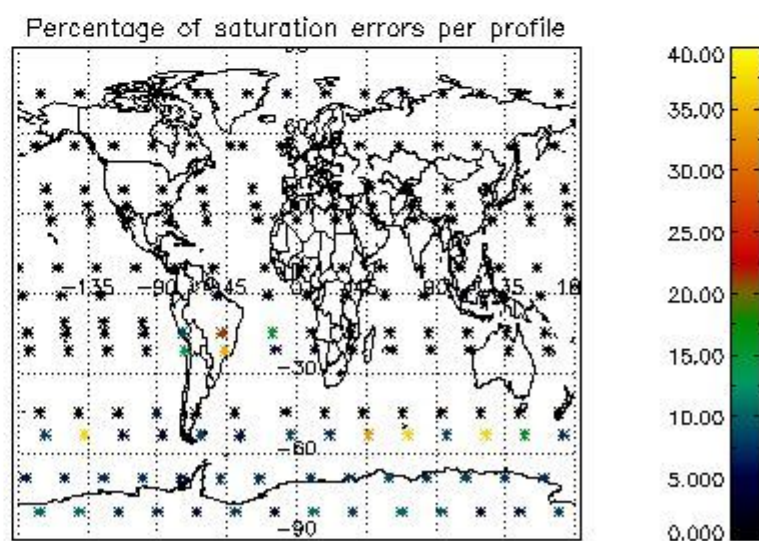
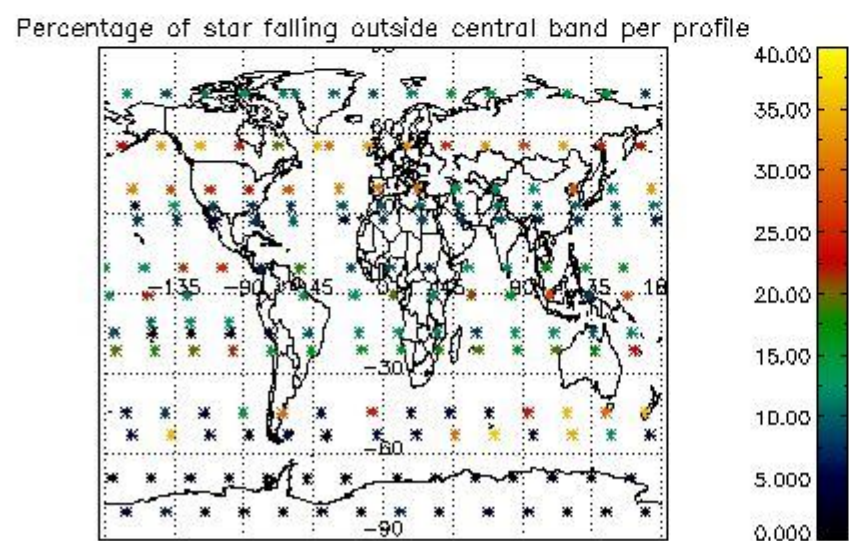
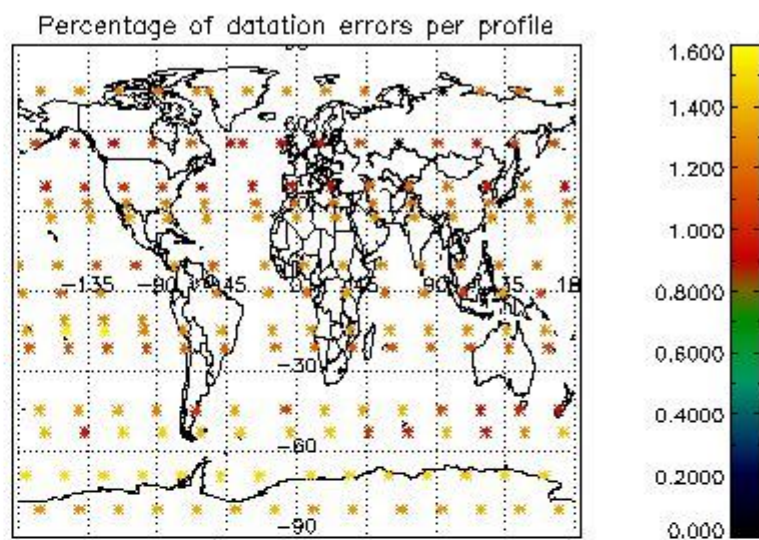
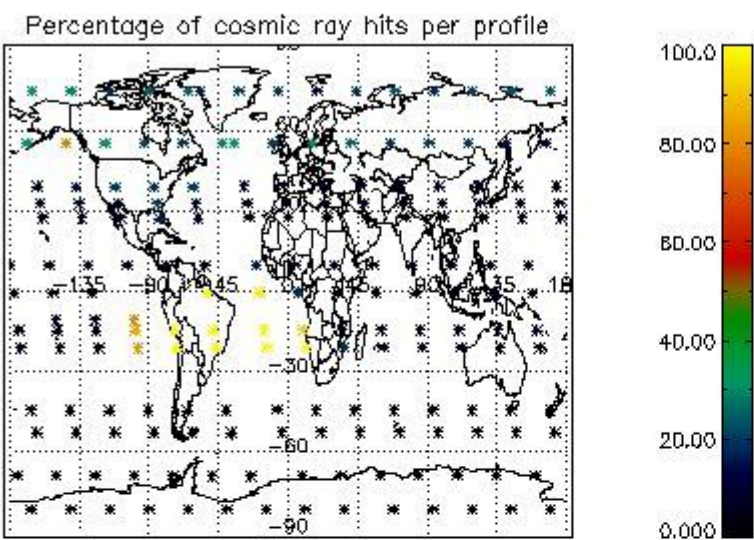


4.1.2 Plot level 1 quality information per product (time dependant): ENVI SAT DESCENDING passes

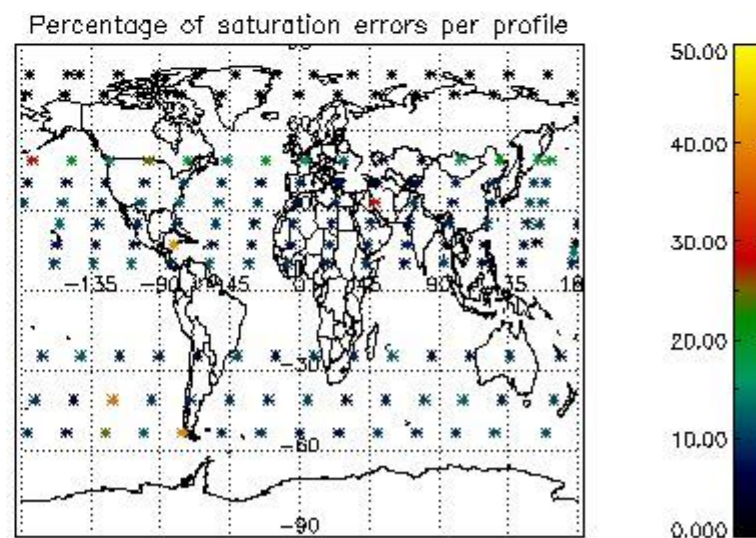
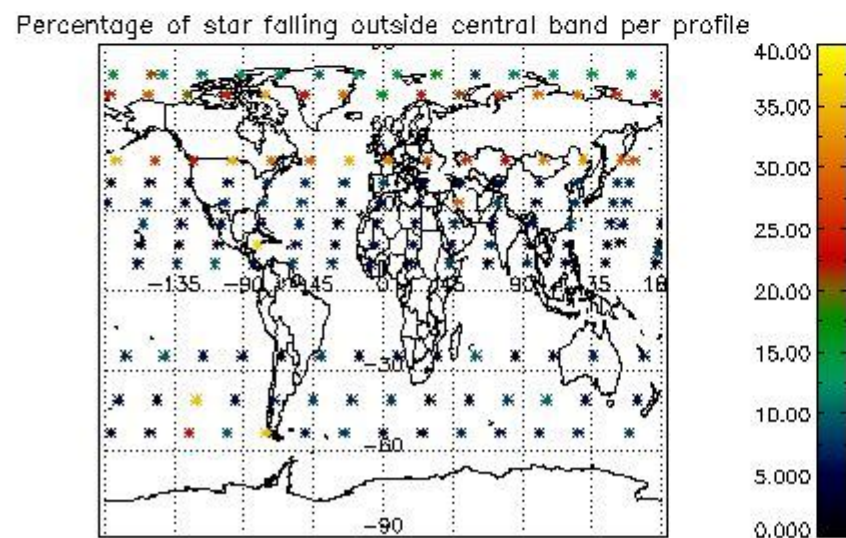
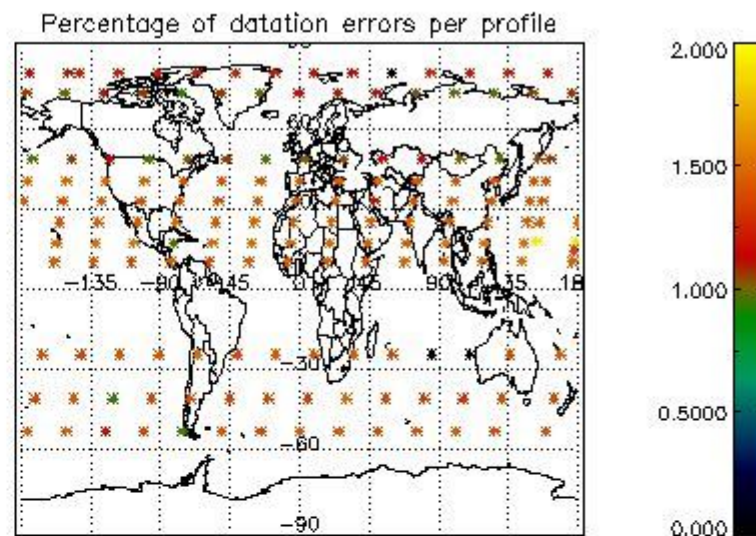
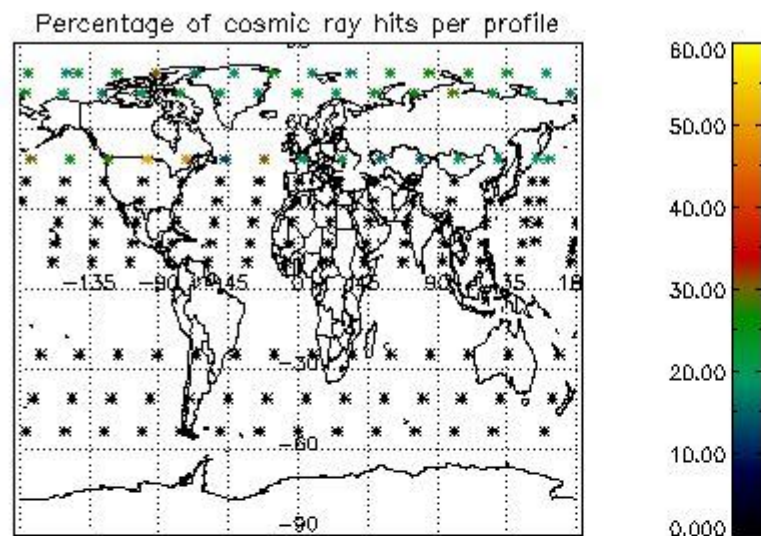


4.2 Plot quality information per product coming from level 1b processing (world map)

4.2.1 Plot level 1 quality information per product (world map): ENVISAT ASCENDING passes



4.2.2 Plot level 1 quality information per product (world map): ENVISAT DESCENDING passes



5. Trace gas profiles

5.1 Ozone statistics based on quality of products

The final quality of the products can be "measured" using the STD (Standard Deviation) attached to every point profile. This information is written to the parameter GOM_NL__2P/NL_LOCAL_SPECIES_DENSITY/o3_std of the level 2 products. The table below shows the statistics for given STD ranges.

The statistics are given with respect to the overall valid production:

- Products without fatal errors: GOM_NL__2P/MPH/PRODUCT_ERR=0
- Valid point profile: GOM_NL__2P/NL_LOCAL_SPECIES_DENSITY/pcd(0)=0

The 'Criteria' is applied to valid points of dark limb products:

- Products in dark limb illumination condition: GOM_NL__2P/NL_SUMMARY_QUALITY/obs_ill_cond=0
- Products without fatal errors: GOM_NL__2P/MPH/PRODUCT_ERR=0
- Valid point profile: GOM_NL__2P/NL_LOCAL_SPECIES_DENSITY/pcd(0)=0

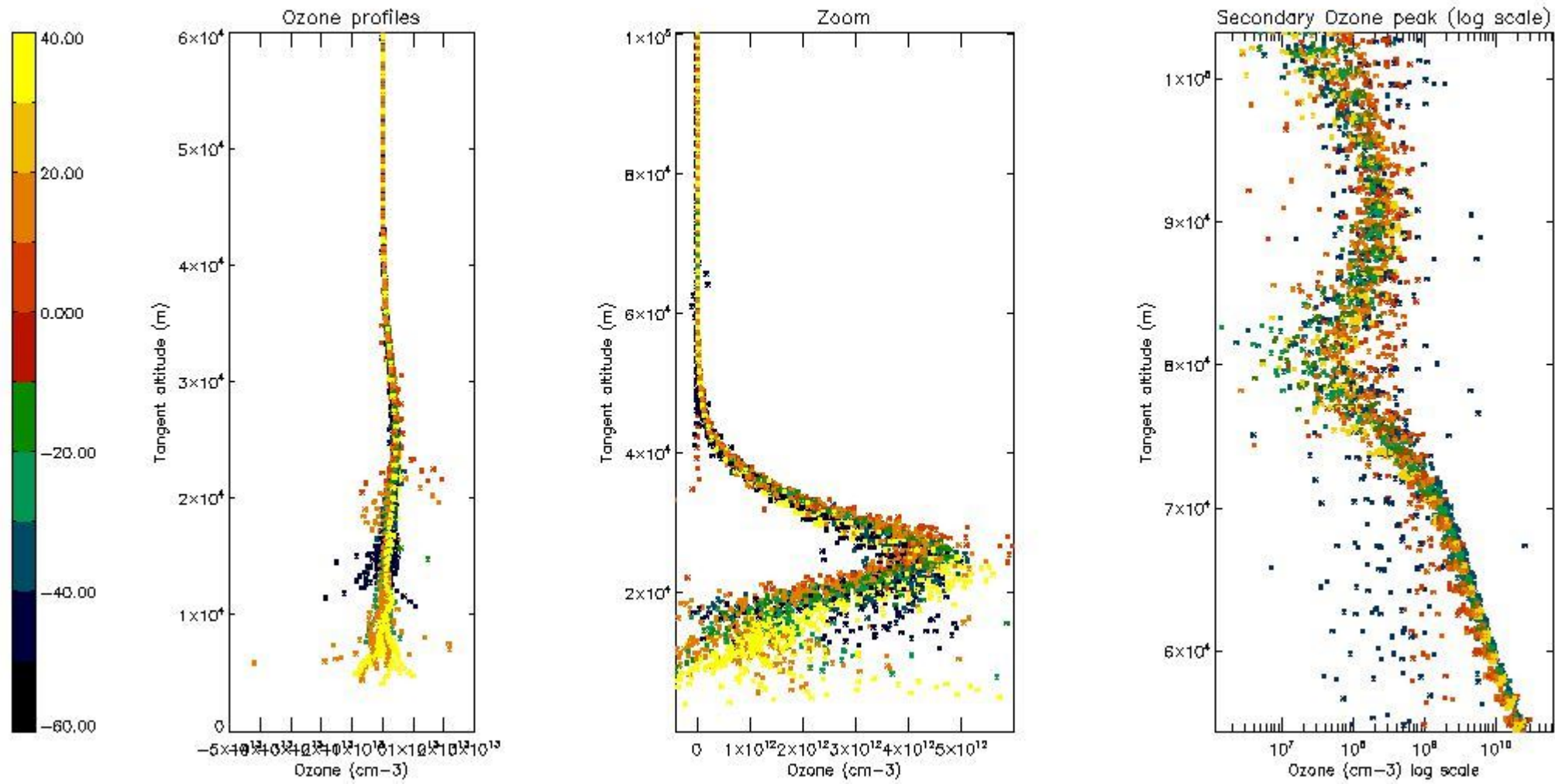
So, the table below shows the percentage of dark limb and valid observations for each criteria with respect to the overall valid daily observations.

Criteria	% of total production
All STD	36
STD < 20	20

STD < 10	15
STD < 5	8

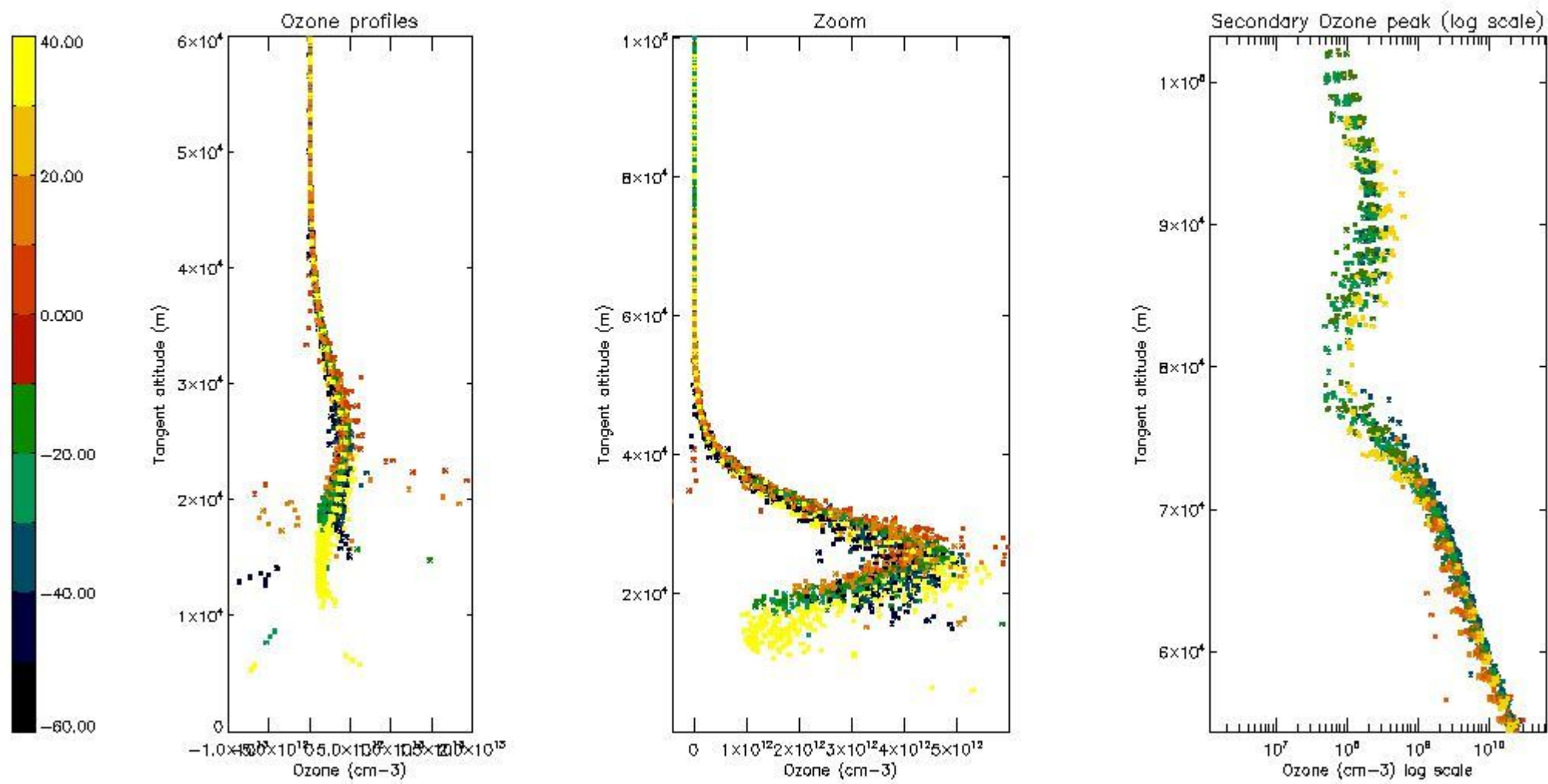
5.2 Plot ozone profiles for all STD (dark without errors)

The colorbar represents the latitude.



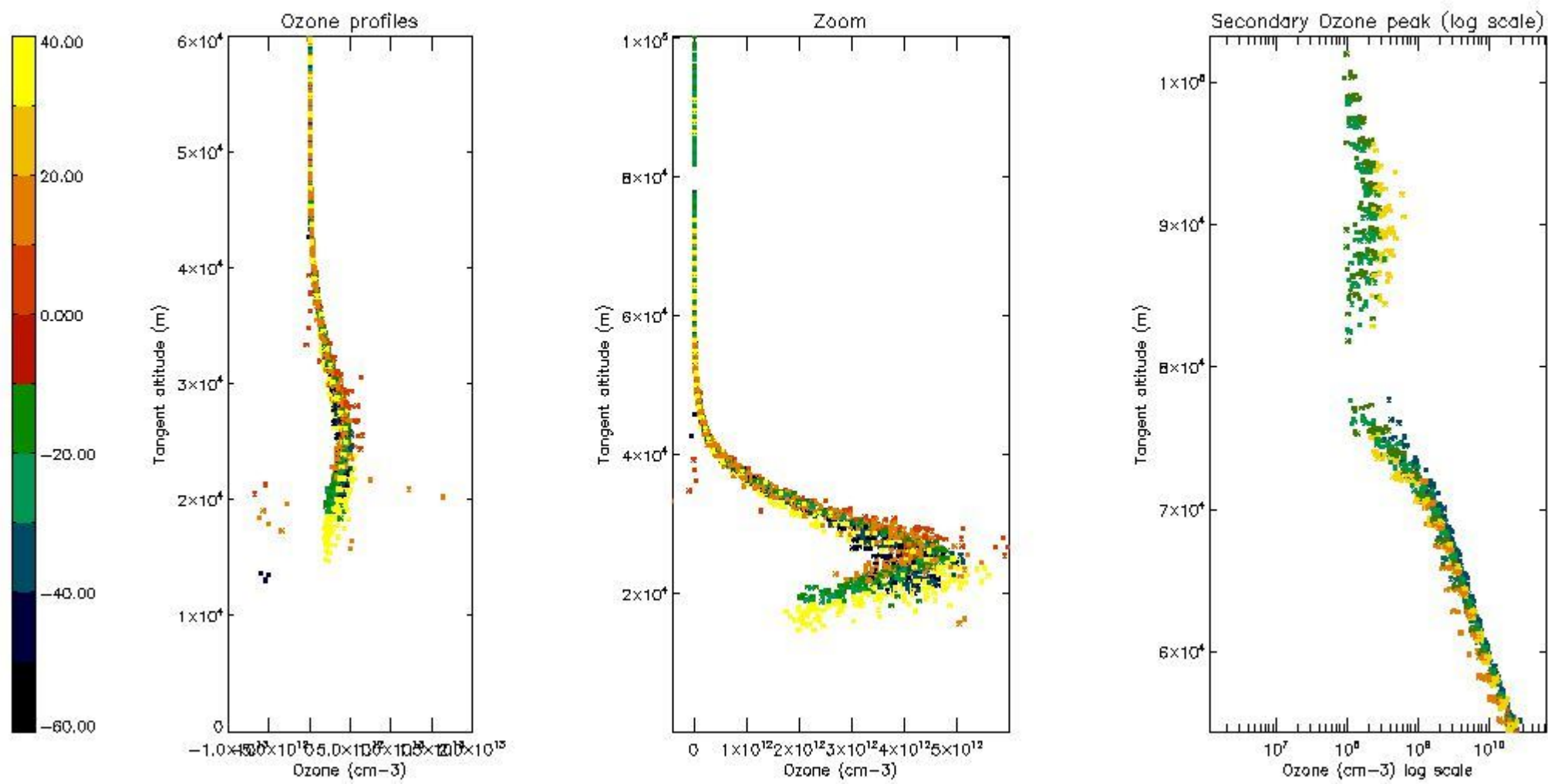
5.3 Plot ozone profiles where STD < 20% (dark without errors)

The colorbar represents the latitude.



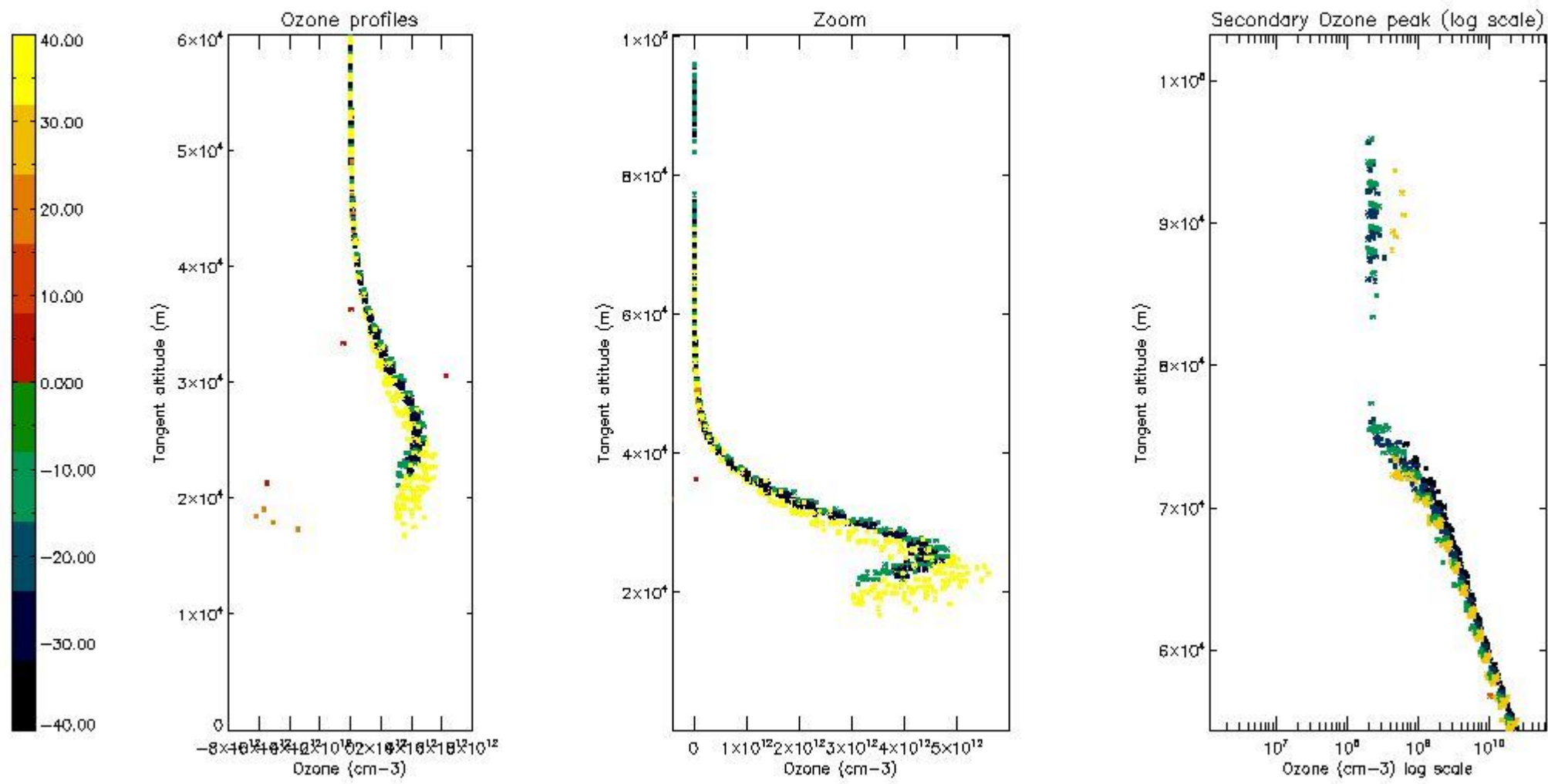
5.4 Plot ozone profiles where STD < 10% (dark without errors)

The colorbar represents the latitude.



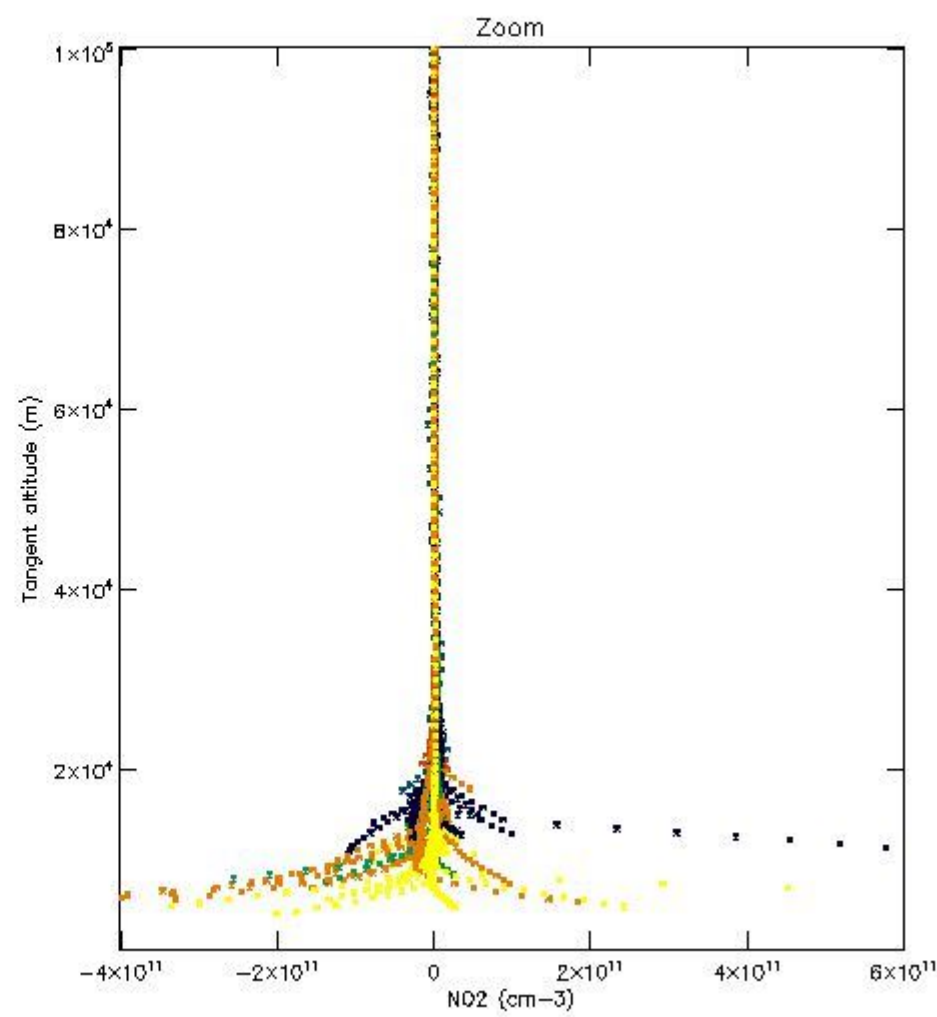
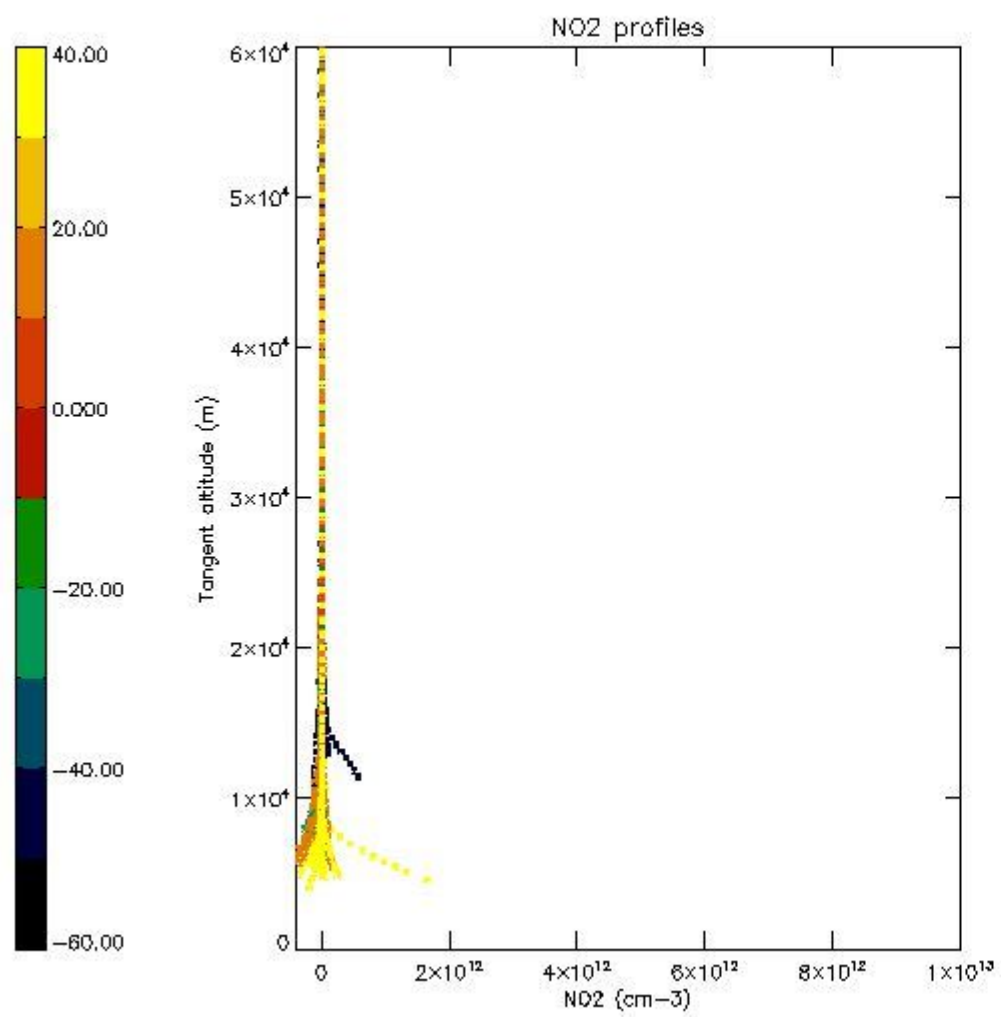
5.5 Plot ozone profiles where STD < 5% (dark without errors)

The colorbar represents the latitude.



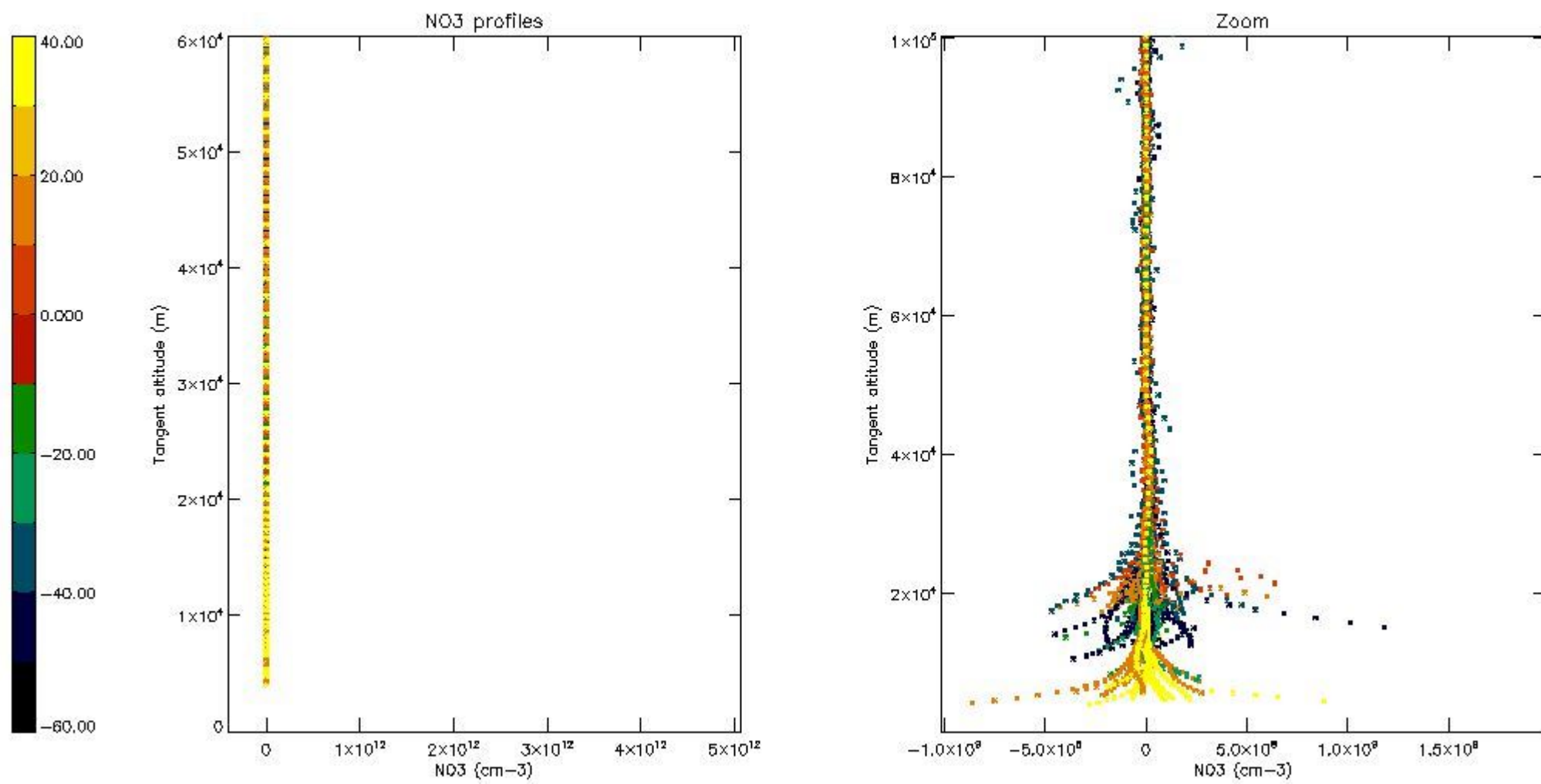
5.6 Plot NO₂ profiles for all STD (dark without errors)

The colorbar represents the latitude.



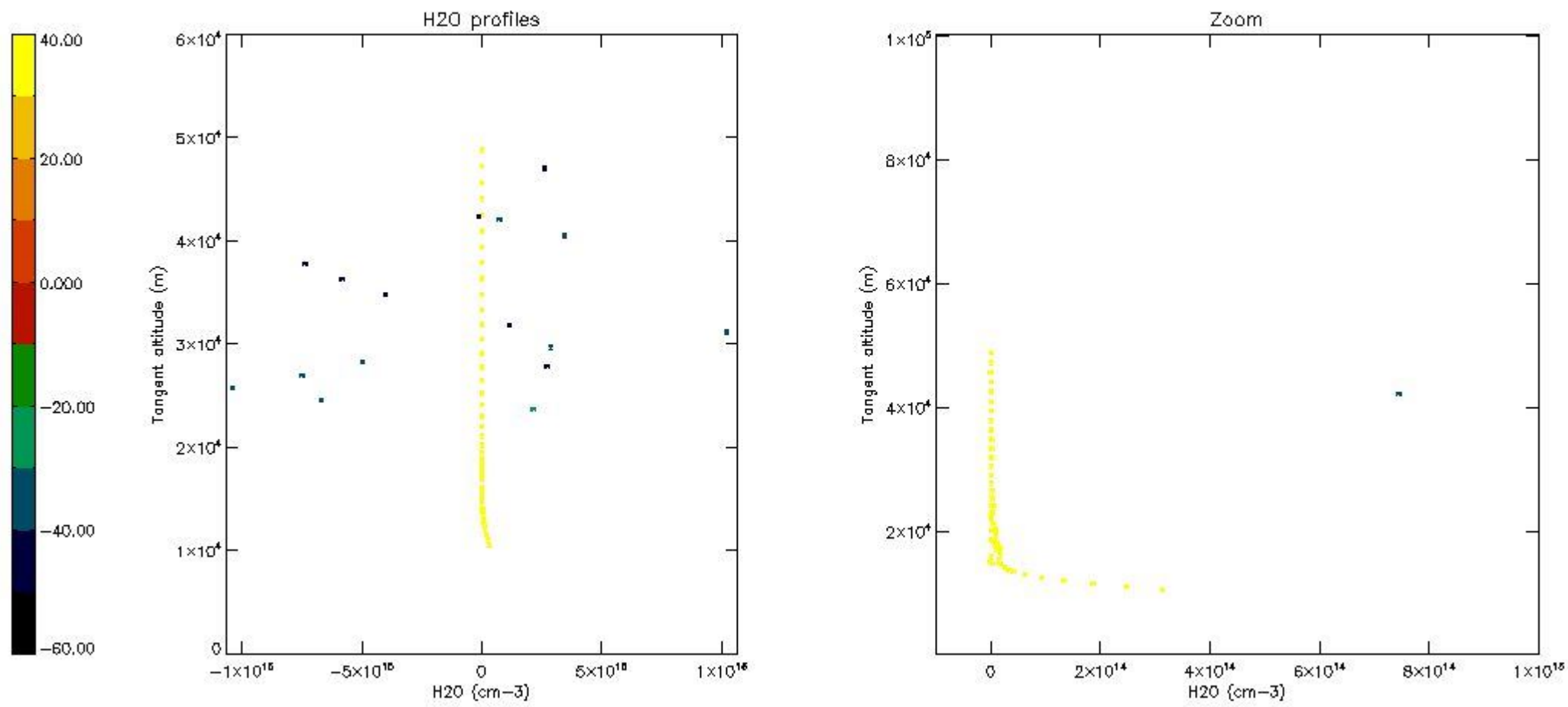
5.7 Plot NO3 profiles for all STD (dark without errors)

The colorbar represents the latitude.



5.8 Plot H2O profiles for all STD (only for occultations of stars 1,2,3,4,13,14,16,26,63 dark without errors)

The colorbar represents the latitude.



6. Auxiliary Data Files used for the production reported in section 2

The number reported in the third column indicates since which file (see list in section 2) the corresponding auxiliary file has been used. The fourth column is the date of those product files.

Type	Auxiliary Filename	Used since product	Used since product date
INST_PHYS_CHARACTERISTICS	GOM_INS_AXVIEC20091111_143220_20030716_120000_20500101_000000	1	22-DEC-2006 00:01:33
LEVEL-2_PROC_CONFIG	GOM_PR2_AXVIEC20091111_152718_20020301_000000_20500101_000000	1	22-DEC-2006 00:01:33
CROSS_SECTIONS_FILE	GOM_CRS_AXVIEC20091111_154832_20020301_000000_20500101_000000	1	22-DEC-2006 00:01:33

GOMOS Level 2 Daily Report

SUMMARY

[1. General Info](#)

[2. Summary of processed GOM_NL_2P products](#)

[3. Level 2 Quality information per product](#)

[3.1 Plot of level 2 quality information per product \(time dependant\)](#)

[3.2 Plot of level 2 quality information per product \(world map\)](#)

[4. Level 1 Quality information per product \(stored on level 2 products\)](#)

[4.1 Plot of level 1 quality information per product \(time dependant\)](#)

[4.1.1 Plot of level 1 quality information per product \(time dependant\): ASCENDING](#)

[4.1.2 Plot of level 1 quality information per product \(time dependant\): DESCENDING](#)

[4.2 Plot of level 1 quality information per product \(world map\)](#)

[4.2.1 Plot of level 1 quality information per product \(world map\): ASCENDING](#)

[4.2.2 Plot of level 1 quality information per product \(world map\): DESCENDING](#)

[5. Ozone profiles based on quality statistics and other trace gas profiles](#)

[5.1 Ozone statistics based on quality of products](#)

[5.2 Plot ozone profiles for all STD \(dark without errors\)](#)

[5.3 Plot ozone profiles where STD < 20% \(dark without errors\)](#)

[5.4. Plot ozone profiles where STD < 10% \(dark without errors\)](#)

[5.5. Plot ozone profiles where STD < 5% \(dark without errors\)](#)

[5.6 Plot NO2 profiles for all STD \(dark without errors\)](#)

[5.7 Plot NO3 profiles for all STD \(dark without errors\)](#)

[5.8 Plot H2O profiles \(only for occultations of stars 1,2,3,4,13,14,16,26,63 dark without errors\) for all STD](#)

[6. Auxiliary Data Files used for the production reported in section 2](#)

This report presents the daily analysis on parameters extracted from GOMOS level 2 data (GOM_NL__2P). It is intended to monitor some important parameters that will impact the quality of these products. A list of level 2 products (and content) that have arrived during the reporting day to the PCF is also given.

Item	Value
Time of report generation	24APR2013 06:50:18
Data source version	GOMOS/6.01
Start time of products	22-12-2006 (22DEC2006 00:00:00)
Stop time of products	23-12-2006 (23DEC2006 00:00:00)
Store outputs in DB	Yes
Nb of level 2 prods	347
Nb of prods with errors	0

2. Summary of processed GOM_NL__2P products.

Nr	Filename	UTC Start time	Limb	Duration	Star Id	Star Name	Star Mag	Star Temp	Nb Meas	Orbit	Prod. error
1	GOM_NL__2PRFIN20061222_000133_000000542054_00045_25149_0686.N1	22-DEC-2006 00:01:33	Dark	53.500	2	Alp Car	-0.73600	7000.0	107	25149	No
2	GOM_NL__2PRFIN20061222_000726_000000402054_00045_25149_0687.N1	22-DEC-2006 00:07:26	Straylight	39.500	108	Alp Col	2.6520	15200.	79	25149	No
3	GOM_NL__2PRFIN20061222_001215_000000462054_00045_25149_0688.N1	22-DEC-2006 00:12:15	Straylight	45.500	101	11Alp Lep	2.5820	7000.0	91	25149	No
4	GOM_NL__2PRFIN20061222_001513_000000472054_00045_25149_0689.N1	22-DEC-2006 00:15:13	Straylight	46.500	7	19Bet Ori	0.10000	14000.	93	25149	No
5	GOM_NL__2PRFIN20061222_002227_000000482054_00045_25149_0690.N1	22-DEC-2006 00:22:27	Twilight_stray	47.500	13	87Alp Tau	0.86700	3800.0	95	25149	No
6	GOM_NL__2PRFIN20061222_002450_000000362054_00045_25149_0691.N1	22-DEC-2006 00:24:50	Bright	35.500	146	25Eta Tau	2.8730	15200.	71	25149	No
7	GOM_NL__2PRFIN20061222_002655_000000362054_00045_25149_0692.N1	22-DEC-2006 00:26:55	Bright	35.500	150	44Zet Per	2.8900	28000.	71	25149	No
8	GOM_NL__2PRFIN20061222_002909_000000352054_00045_25149_0693.N1	22-DEC-2006 00:29:09	Bright	34.500	149	45Eps Per	2.8880	30000.	69	25149	No
9	GOM_NL__2PRFIN20061222_003123_000000342054_00045_25149_0694.N1	22-DEC-2006 00:31:23	Bright	33.500	175	39Del Per	3.0100	19400.	67	25149	No
10	GOM_NL__2PRFIN20061222_003318_000000342054_00045_25149_0695.N1	22-DEC-2006 00:33:18	Bright	33.500	160	23Gam Per	2.9300	4700.0	67	25149	No
11	GOM_NL__2PRFIN20061222_004300_000000362054_00045_25149_0696.N1	22-DEC-2006 00:43:00	Bright	36.000	49	1Alp UMi	1.9900	6300.0	72	25149	No
12	GOM_NL__2PRFIN20061222_004740_000000362054_00045_25149_0697.N1	22-DEC-2006 00:47:40	Bright	36.000	60	7Bet UMi	2.0810	3950.0	72	25149	No
13	GOM_NL__2PRFIN20061222_005108_000000362054_00045_25149_0698.N1	22-DEC-2006 00:51:08	Bright	36.000	119	14Eta Dra	2.7270	4700.0	72	25149	No
14	GOM_NL__2PRFIN20061222_010144_000000382054_00045_25149_0699.N1	22-DEC-2006 01:01:44	Bright	37.500	83		2.3780	11000.	75	25149	No
15	GOM_NL__2PRFIN20061222_010652_000000342054_00045_25149_0700.N1	22-DEC-2006 01:06:52	Bright	33.500	102	24Alp Ser	2.6000	4250.0	67	25149	No
16	GOM_NL__2PRFIN20061222_011138_000000352054_00045_25149_0701.N1	22-DEC-2006 01:11:38	Bright	34.500	104	27Bet Lib	2.6140	13100.	69	25149	No
17	GOM_NL__2PRFIN20061222_011400_000000372054_00045_25149_0702.N1	22-DEC-2006 01:14:00	Bright	37.000	122	9Alp2Lib	2.7470	9700.0	74	25149	No
18	GOM_NL__2PRFIN20061222_012034_000000432054_00045_25149_0703.N1	22-DEC-2006 01:20:34	Dark	43.000	54	5The Cen	2.0550	4500.0	86	25149	No
19	GOM_NL__2PRFIN20061222_012226_000000382054_00045_25149_0704.N1	22-DEC-2006 01:22:26	Dark	37.500	78	Alp Lup	2.3040	28000.	75	25149	No
20	GOM_NL__2PRFIN20061222_012622_000000402054_00045_25149_0705.N1	22-DEC-2006 01:26:22	Dark	39.500	10	Bet Cen	0.61000	28000.	79	25149	No
21	GOM_NL__2PRFIN20061222_012912_000000432054_00046_25150_0682.N1	22-DEC-2006 01:29:12	Dark	43.000	12	Alp1Cru	0.77500	30000.	86	25150	No
22	GOM_NL__2PRFIN20061222_013412_000000392054_00046_25150_0683.N1	22-DEC-2006 01:34:12	Dark	39.000	159	Ups Car	2.9200	7200.0	78	25150	No
23	GOM_NL__2PRFIN20061222_013542_000000402054_00046_25150_0684.N1	22-DEC-2006 01:35:42	Dark	40.000	71	1ot Car	2.2460	7700.0	80	25150	No
24	GOM_NL__2PRFIN20061222_013730_000000512054_00046_25150_0685.N1	22-DEC-2006 01:37:30	Dark	51.000	41	Eps Car	1.8600	4100.0	102	25150	No
25	GOM_NL__2PRFIN20061222_014209_000000442054_00046_25150_0686.N1	22-DEC-2006 01:42:09	Dark	43.500	2	Alp Car	-0.73600	7000.0	87	25150	No
26	GOM_NL__2PRFIN20061222_014802_000000412054_00046_25150_0687.N1	22-DEC-2006 01:48:02	Straylight	40.500	108	Alp Col	2.6520	15200.	81	25150	No
27	GOM_NL__2PRFIN20061222_015251_000000442054_00046_25150_0688.N1	22-DEC-2006 01:52:51	Straylight	43.500	101	11Alp Lep	2.5820	7000.0	87	25150	No
28	GOM_NL__2PRFIN20061222_015549_000000482054_00046_25150_0689.N1	22-DEC-2006 01:55:49	Straylight	47.500	7	19Bet Ori	0.10000	14000.	95	25150	No
29	GOM_NL__2PRFIN20061222_020303_000000522054_00046_25150_0690.N1	22-DEC-2006 02:03:03	Twilight_stray	51.500	13	87Alp Tau	0.86700	3800.0	103	25150	No
30	GOM_NL__2PRFIN20061222_020526_000000362054_00046_25150_0691.N1	22-DEC-2006 02:05:26	Bright	35.500	146	25Eta Tau	2.8730	15200.	71	25150	No
31	GOM_NL__2PRFIN20061222_020731_000000352054_00046_25150_0692.N1	22-DEC-2006 02:07:31	Bright	35.000	150	44Zet Per	2.8900	28000.	70	25150	No
32	GOM_NL__2PRFIN20061222_020945_000000352054_00046_25150_0693.N1	22-DEC-2006 02:09:45	Bright	35.000	149	45Eps Per	2.8880	30000.	70	25150	No
33	GOM_NL__2PRFIN20061222_021159_000000332054_00046_25150_0694.N1	22-DEC-2006 02:11:59	Bright	33.000	175	39Del Per	3.0100	19400.	66	25150	No
34	GOM_NL__2PRFIN20061222_021354_000000352054_00046_25150_0695.N1	22-DEC-2006 02:13:54	Bright	34.500	160	23Gam Per	2.9300	4700.0	69	25150	No
35	GOM_NL__2PRFIN20061222_022336_000000342054_00046_25150_0696.N1	22-DEC-2006 02:23:36	Bright	34.000	49	1Alp UMi	1.9900	6300.0	68	25150	No
36	GOM_NL__2PRFIN20061222_022816_000000392054_00046_25150_0697.N1	22-DEC-2006 02:28:16	Bright	38.500	60	7Bet UMi	2.0810	3950.0	77	25150	No
37	GOM_NL__2PRFIN20061222_023144_000000352054_00046_25150_0698.N1	22-DEC-2006 02:31:44	Bright	35.000	119	14Eta Dra	2.7270	4700.0	70	25150	No
38	GOM_NL__2PRFIN20061222_024220_000000392054_00046_25150_0699.N1	22-DEC-2006 02:42:20	Bright	38.500	83		2.3780	11000.	77	25150	No
39	GOM_NL__2PRFIN20061222_024728_000000342054_00046_25150_0700.N1	22-DEC-2006 02:47:28	Bright	33.500	102	24Alp Ser	2.6000	4250.0	67	25150	No
40	GOM_NL__2PRFIN20061222_025214_000000362054_00046_25150_0701.N1	22-DEC-2006 02:52:14	Bright	35.500	104	27Bet Lib	2.6140	13100.	71	25150	No
41	GOM_NL__2PRFIN20061222_025436_000000492054_00046_25150_0702.N1	22-DEC-2006 02:54:36	Bright	49.000	122	9Alp2Lib	2.7470	9700.0	98	25150	No
42	GOM_NL__2PRFIN20061222_030110_000000432054_00046_25150_0703.N1	22-DEC-2006 03:01:10	Dark	42.500	54	5The Cen	2.0550	4500.0	85	25150	No

43	GOM_NL__2PRFIN20061222_030302_000000402054_00046_25150_0704.N1	22-DEC-2006 03:03:02	Dark	40.000	123	Iot Cen	2.7500	10200.	80	25150	No
44	GOM_NL__2PRFIN20061222_030949_000000382054_00047_25151_0682.N1	22-DEC-2006 03:09:49	Dark	37.500	12	Alp1Cru	0.77500	30000.	75	25151	No
45	GOM_NL__2PRFIN20061222_031448_000000392054_00047_25151_0683.N1	22-DEC-2006 03:14:48	Dark	38.500	159	Ups Car	2.9200	7200.0	77	25151	No
46	GOM_NL__2PRFIN20061222_031618_000000412054_00047_25151_0684.N1	22-DEC-2006 03:16:18	Dark	40.500	71	Iot Car	2.2460	7700.0	81	25151	No
47	GOM_NL__2PRFIN20061222_031806_000000482054_00047_25151_0685.N1	22-DEC-2006 03:18:06	Dark	47.500	41	Eps Car	1.8600	4100.0	95	25151	No
48	GOM_NL__2PRFIN20061222_032245_000000462054_00047_25151_0686.N1	22-DEC-2006 03:22:45	Dark	45.500	2	Alp Car	-0.73600	7000.0	91	25151	No
49	GOM_NL__2PRFIN20061222_032838_000000402054_00047_25151_0687.N1	22-DEC-2006 03:28:38	Straylight	39.500	108	Alp Col	2.6520	15200.	79	25151	No
50	GOM_NL__2PRFIN20061222_033327_000000422054_00047_25151_0688.N1	22-DEC-2006 03:33:27	Straylight	42.000	101	11Alp Lep	2.5820	7000.0	84	25151	No
51	GOM_NL__2PRFIN20061222_033625_000000522054_00047_25151_0689.N1	22-DEC-2006 03:36:25	Straylight	51.500	7	19Bet Ori	0.10000	14000.	103	25151	No
52	GOM_NL__2PRFIN20061222_034339_000000502054_00047_25151_0690.N1	22-DEC-2006 03:43:39	Tw_i_and_stray	49.500	13	87Alp Tau	0.86700	3800.0	99	25151	No
53	GOM_NL__2PRFIN20061222_034602_000000362054_00047_25151_0691.N1	22-DEC-2006 03:46:02	Bright	35.500	146	25Eta Tau	2.8730	15200.	71	25151	No
54	GOM_NL__2PRFIN20061222_034807_000000352054_00047_25151_0692.N1	22-DEC-2006 03:48:07	Bright	34.500	150	44Zet Per	2.8900	28000.	69	25151	No
55	GOM_NL__2PRFIN20061222_035021_000000352054_00047_25151_0693.N1	22-DEC-2006 03:50:21	Bright	34.500	149	45Eps Per	2.8880	30000.	69	25151	No
56	GOM_NL__2PRFIN20061222_035235_000000332054_00047_25151_0694.N1	22-DEC-2006 03:52:35	Bright	32.500	175	39Del Per	3.0100	19400.	65	25151	No
57	GOM_NL__2PRFIN20061222_035430_000000352054_00047_25151_0695.N1	22-DEC-2006 03:54:30	Bright	35.000	160	23Gam Per	2.9300	4700.0	70	25151	No
58	GOM_NL__2PRFIN20061222_040412_000000342054_00047_25151_0696.N1	22-DEC-2006 04:04:12	Bright	34.000	49	1Alp UMi	1.9900	6300.0	68	25151	No
59	GOM_NL__2PRFIN20061222_040852_000000382054_00047_25151_0697.N1	22-DEC-2006 04:08:52	Bright	37.500	60	7Bet UMi	2.0810	3950.0	75	25151	No
60	GOM_NL__2PRFIN20061222_041221_000000362054_00047_25151_0698.N1	22-DEC-2006 04:12:21	Bright	35.500	119	14Eta Dra	2.7270	4700.0	71	25151	No
61	GOM_NL__2PRFIN20061222_042256_000000362054_00047_25151_0699.N1	22-DEC-2006 04:22:56	Bright	35.500	83		2.3780	11000.	71	25151	No
62	GOM_NL__2PRFIN20061222_042804_000000332054_00047_25151_0700.N1	22-DEC-2006 04:28:04	Bright	33.000	102	24Alp Ser	2.6000	4250.0	66	25151	No
63	GOM_NL__2PRFIN20061222_043250_000000342054_00047_25151_0701.N1	22-DEC-2006 04:32:50	Bright	34.000	104	27Bet Lib	2.6140	13100.	68	25151	No
64	GOM_NL__2PRFIN20061222_043512_000000412054_00047_25151_0702.N1	22-DEC-2006 04:35:12	Bright	40.500	122	9Alp2Lib	2.7470	9700.0	81	25151	No
65	GOM_NL__2PRFIN20061222_044147_000000462054_00047_25151_0703.N1	22-DEC-2006 04:41:47	Dark	46.000	54	5The Cen	2.0550	4500.0	92	25151	No
66	GOM_NL__2PRFIN20061222_044338_000000402054_00047_25151_0704.N1	22-DEC-2006 04:43:38	Dark	39.500	123	Iot Cen	2.7500	10200.	79	25151	No
67	GOM_NL__2PRFIN20061222_044444_000000402054_00047_25151_0705.N1	22-DEC-2006 04:44:44	Dark	39.500	95	Zet Cen	2.5450	26000.	79	25151	No
68	GOM_NL__2PRFIN20061222_045025_000000482054_00048_25152_0682.N1	22-DEC-2006 04:50:25	Dark	47.500	12	Alp1Cru	0.77500	30000.	95	25152	No
69	GOM_NL__2PRFIN20061222_045525_000000382054_00048_25152_0683.N1	22-DEC-2006 04:55:25	Dark	37.500	159	Ups Car	2.9200	7200.0	75	25152	No
70	GOM_NL__2PRFIN20061222_045655_000000412054_00048_25152_0684.N1	22-DEC-2006 04:56:55	Dark	40.500	71	Iot Car	2.2460	7700.0	81	25152	No
71	GOM_NL__2PRFIN20061222_045843_000000492054_00048_25152_0685.N1	22-DEC-2006 04:58:43	Dark	48.500	41	Eps Car	1.8600	4100.0	97	25152	No
72	GOM_NL__2PRFIN20061222_050322_000000542054_00048_25152_0686.N1	22-DEC-2006 05:03:22	Dark	53.500	2	Alp Car	-0.73600	7000.0	107	25152	No
73	GOM_NL__2PRFIN20061222_050915_000000392054_00048_25152_0687.N1	22-DEC-2006 05:09:15	Straylight	38.500	108	Alp Col	2.6520	15200.	77	25152	No
74	GOM_NL__2PRFIN20061222_051403_000000422054_00048_25152_0688.N1	22-DEC-2006 05:14:03	Straylight	41.500	101	11Alp Lep	2.5820	7000.0	83	25152	No
75	GOM_NL__2PRFIN20061222_051701_000000512054_00048_25152_0689.N1	22-DEC-2006 05:17:01	Straylight	50.500	7	19Bet Ori	0.10000	14000.	101	25152	No
76	GOM_NL__2PRFIN20061222_052415_000000442054_00048_25152_0690.N1	22-DEC-2006 05:24:15	Tw_i_and_stray	44.000	13	87Alp Tau	0.86700	3800.0	88	25152	No
77	GOM_NL__2PRFIN20061222_052638_000000352054_00048_25152_0691.N1	22-DEC-2006 05:26:38	Bright	35.000	146	25Eta Tau	2.8730	15200.	70	25152	No
78	GOM_NL__2PRFIN20061222_052843_000000362054_00048_25152_0692.N1	22-DEC-2006 05:28:43	Bright	35.500	150	44Zet Per	2.8900	28000.	71	25152	No
79	GOM_NL__2PRFIN20061222_053057_000000342054_00048_25152_0693.N1	22-DEC-2006 05:30:57	Bright	34.000	149	45Eps Per	2.8880	30000.	68	25152	No
80	GOM_NL__2PRFIN20061222_053311_000000352054_00048_25152_0694.N1	22-DEC-2006 05:33:11	Bright	34.500	175	39Del Per	3.0100	19400.	69	25152	No
81	GOM_NL__2PRFIN20061222_053506_000000342054_00048_25152_0695.N1	22-DEC-2006 05:35:06	Bright	34.000	160	23Gam Per	2.9300	4700.0	68	25152	No
82	GOM_NL__2PRFIN20061222_054448_000000372054_00048_25152_0696.N1	22-DEC-2006 05:44:48	Bright	36.500	49	1Alp UMi	1.9900	6300.0	73	25152	No
83	GOM_NL__2PRFIN20061222_054928_000000372054_00048_25152_0697.N1	22-DEC-2006 05:49:28	Bright	36.500	60	7Bet UMi	2.0810	3950.0	73	25152	No
84	GOM_NL__2PRFIN20061222_055257_000000362054_00048_25152_0698.N1	22-DEC-2006 05:52:57	Bright	36.000	119	14Eta Dra	2.7270	4700.0	72	25152	No
85	GOM_NL__2PRFIN20061222_060332_000000382054_00048_25152_0699.N1	22-DEC-2006 06:03:32	Bright	37.500	83		2.3780	11000.	75	25152	No
86	GOM_NL__2PRFIN20061222_060840_000000342054_00048_25152_0700.N1	22-DEC-2006 06:08:40	Bright	33.500	102	24Alp Ser	2.6000	4250.0	67	25152	No
87	GOM_NL__2PRFIN20061222_061327_000000342054_00048_25152_0701.N1	22-DEC-2006 06:13:27	Bright	34.000	104	27Bet Lib	2.6140	13100.	68	25152	No
88	GOM_NL__2PRFIN20061222_061549_000000372054_00048_25152_0702.N1	22-DEC-2006 06:15:49	Bright	36.500	122	9Alp2Lib	2.7470	9700.0	73	25152	No
89	GOM_NL__2PRFIN20061222_062224_000000452054_00048_25152_0703.N1	22-DEC-2006 06:22:24	Dark	45.000	54	5The Cen	2.0550	4500.0	90	25152	No
90	GOM_NL__2PRFIN20061222_062415_000000322054_00048_25152_0704.N1	22-DEC-2006 06:24:15	Dark	32.000	123	Iot Cen	2.7500	10200.	64	25152	No
91	GOM_NL__2PRFIN20061222_062520_000000402054_00048_25152_0705.N1	22-DEC-2006 06:25:20	Dark	40.000	95	Zet Cen	2.5450	26000.	80	25152	No
92	GOM_NL__2PRFIN20061222_062811_000000392054_00048_25152_0706.N1	22-DEC-2006 06:28:11	Dark	38.500	10	Bet Cen	0.61000	28000.	77	25152	No
93	GOM_NL__2PRFIN20061222_063102_000000452054_00049_25153_0702.N1	22-DEC-2006 06:31:02	Dark	44.500	12	Alp1Cru	0.77500	30000.	89	25153	No
94	GOM_NL__2PRFIN20061222_063601_000000392054_00049_25153_0703.N1	22-DEC-2006 06:36:01	Dark	38.500	159	Ups Car	2.9200	7200.0	77	25153	No
95	GOM_NL__2PRFIN20061222_063731_000000422054_00049_25153_0704.N1	22-DEC-2006 06:37:31	Dark	42.000	71	Iot Car	2.2460	7700.0	84	25153	No
96	GOM_NL__2PRFIN20061222_063919_000000502054_00049_25153_0705.N1	22-DEC-2006 06:39:19	Dark	49.500	41	Eps Car	1.8600	4100.0	99	25153	No
97	GOM_NL__2PRFIN20061222_064358_000000522054_00049_25153_0706.N1	22-DEC-2006 06:43:58	Dark	52.000	2	Alp Car	-0.73600	7000.0	104	25153	No
98	GOM_NL__2PRFIN20061222_064951_000000402054_00049_25153_0707.N1	22-DEC-2006 06:49:51	Straylight	40.000	108	Alp Col	2.6520	15200.	80	25153	No
99	GOM_NL__2PRFIN20061222_065439_000000422054_00049_25153_0708.N1	22-DEC-2006 06:54:39	Straylight	41.500	101	11Alp Lep	2.5820	7000.0	83	25153	No
100	GOM_NL__2PRFIN20061222_065737_000000492054_00049_25153_0709.N1	22-DEC-2006 06:57:37	Straylight	48.500	7	19Bet Ori	0.10000	14000.	97	25153	No
101	GOM_NL__2PRFIN20061222_070451_000000452054_00049_25153_0710.N1	22-DEC-2006 07:04:51	Tw_i_and_stray	44.500	13	87Alp Tau	0.86700	3800.0	89	25153	No

102	GOM_NL__2PRFIN20061222_070714_000000342054_00049_25153_0711.N1	22-DEC-2006 07:07:14	Bright	34.000	146	25Eta Tau	2.8730	15200.	68	25153	No
103	GOM_NL__2PRFIN20061222_070919_000000452054_00049_25153_0712.N1	22-DEC-2006 07:09:19	Bright	45.000	150	44Zet Per	2.8900	28000.	90	25153	No
104	GOM_NL__2PRFIN20061222_071133_000000352054_00049_25153_0713.N1	22-DEC-2006 07:11:33	Bright	34.500	149	45Eps Per	2.8880	30000.	69	25153	No
105	GOM_NL__2PRFIN20061222_071347_000000352054_00049_25153_0714.N1	22-DEC-2006 07:13:47	Bright	34.500	175	39Del Per	3.0100	19400.	69	25153	No
106	GOM_NL__2PRFIN20061222_071542_000000352054_00049_25153_0715.N1	22-DEC-2006 07:15:42	Bright	35.000	160	23Gam Per	2.9300	4700.0	70	25153	No
107	GOM_NL__2PRFIN20061222_072524_000000352054_00049_25153_0716.N1	22-DEC-2006 07:25:24	Bright	35.000	49	1Alp UMi	1.9900	6300.0	70	25153	No
108	GOM_NL__2PRFIN20061222_073003_000000342054_00049_25153_0717.N1	22-DEC-2006 07:30:03	Bright	34.000	60	7Bet UMi	2.0810	3950.0	68	25153	No
109	GOM_NL__2PRFIN20061222_073333_000000352054_00049_25153_0718.N1	22-DEC-2006 07:33:33	Bright	35.000	119	14Eta Dra	2.7270	4700.0	70	25153	No
110	GOM_NL__2PRFIN20061222_074408_000000372054_00049_25153_0719.N1	22-DEC-2006 07:44:08	Bright	36.500	83		2.3780	11000.	73	25153	No
111	GOM_NL__2PRFIN20061222_074916_000000342054_00049_25153_0720.N1	22-DEC-2006 07:49:16	Bright	33.500	102	24Alp Ser	2.6000	4250.0	67	25153	No
112	GOM_NL__2PRFIN20061222_075403_000000522054_00049_25153_0721.N1	22-DEC-2006 07:54:03	Bright	52.000	104	27Bet Lib	2.6140	13100.	104	25153	No
113	GOM_NL__2PRFIN20061222_075625_000000382054_00049_25153_0722.N1	22-DEC-2006 07:56:25	Bright	37.500	122	9Alp2Lib	2.7470	9700.0	75	25153	No
114	GOM_NL__2PRFIN20061222_080300_000000442054_00049_25153_0723.N1	22-DEC-2006 08:03:00	Dark	44.000	54	5The Cen	2.0550	4500.0	88	25153	No
115	GOM_NL__2PRFIN20061222_080452_000000322054_00049_25153_0724.N1	22-DEC-2006 08:04:52	Dark	32.000	123	1ot Cen	2.7500	10200.	64	25153	No
116	GOM_NL__2PRFIN20061222_080557_000000392054_00049_25153_0725.N1	22-DEC-2006 08:05:57	Dark	38.500	95	Zet Cen	2.5450	26000.	77	25153	No
117	GOM_NL__2PRFIN20061222_080847_000000442054_00049_25153_0726.N1	22-DEC-2006 08:08:47	Dark	43.500	10	Bet Cen	0.61000	28000.	87	25153	No
118	GOM_NL__2PRFIN20061222_081138_000000402054_00050_25154_0702.N1	22-DEC-2006 08:11:38	Dark	39.500	12	Alp1Cru	0.77500	30000.	79	25154	No
119	GOM_NL__2PRFIN20061222_081638_000000392054_00050_25154_0703.N1	22-DEC-2006 08:16:38	Dark	38.500	159	Ups Car	2.9200	7200.0	77	25154	No
120	GOM_NL__2PRFIN20061222_081808_000000392054_00050_25154_0704.N1	22-DEC-2006 08:18:08	Dark	39.000	71	1ot Car	2.2460	7700.0	78	25154	No
121	GOM_NL__2PRFIN20061222_081956_000000532054_00050_25154_0705.N1	22-DEC-2006 08:19:56	Dark	52.500	41	Eps Car	1.8600	4100.0	105	25154	No
122	GOM_NL__2PRFIN20061222_082434_000000462054_00050_25154_0706.N1	22-DEC-2006 08:24:34	Dark	45.500	2	Alp Car	-0.73600	7000.0	91	25154	No
123	GOM_NL__2PRFIN20061222_083027_000000392054_00050_25154_0707.N1	22-DEC-2006 08:30:27	Straylight	38.500	108	Alp Col	2.6520	15200.	77	25154	No
124	GOM_NL__2PRFIN20061222_083515_000000402054_00050_25154_0708.N1	22-DEC-2006 08:35:15	Straylight	40.000	101	11Alp Lep	2.5820	7000.0	80	25154	No
125	GOM_NL__2PRFIN20061222_083813_000000452054_00050_25154_0709.N1	22-DEC-2006 08:38:13	Straylight	45.000	7	19Bet Ori	0.10000	14000.	90	25154	No
126	GOM_NL__2PRFIN20061222_084527_000000482054_00050_25154_0710.N1	22-DEC-2006 08:45:27	Tw_i_and_stray	48.000	13	87Alp Tau	0.86700	3800.0	96	25154	No
127	GOM_NL__2PRFIN20061222_084750_000000352054_00050_25154_0711.N1	22-DEC-2006 08:47:50	Bright	34.500	146	25Eta Tau	2.8730	15200.	69	25154	No
128	GOM_NL__2PRFIN20061222_084955_000000352054_00050_25154_0712.N1	22-DEC-2006 08:49:55	Bright	34.500	150	44Zet Per	2.8900	28000.	69	25154	No
129	GOM_NL__2PRFIN20061222_085209_000000342054_00050_25154_0713.N1	22-DEC-2006 08:52:09	Bright	34.000	149	45Eps Per	2.8880	30000.	68	25154	No
130	GOM_NL__2PRFIN20061222_085424_000000342054_00050_25154_0714.N1	22-DEC-2006 08:54:24	Bright	34.000	175	39Del Per	3.0100	19400.	68	25154	No
131	GOM_NL__2PRFIN20061222_085618_000000352054_00050_25154_0715.N1	22-DEC-2006 08:56:18	Bright	34.500	160	23Gam Per	2.9300	4700.0	69	25154	No
132	GOM_NL__2PRFIN20061222_090600_000000362054_00050_25154_0716.N1	22-DEC-2006 09:06:00	Bright	35.500	49	1Alp UMi	1.9900	6300.0	71	25154	No
133	GOM_NL__2PRFIN20061222_091039_000000382054_00050_25154_0717.N1	22-DEC-2006 09:10:39	Bright	37.500	60	7Bet UMi	2.0810	3950.0	75	25154	No
134	GOM_NL__2PRFIN20061222_091409_000000352054_00050_25154_0718.N1	22-DEC-2006 09:14:09	Bright	35.000	119	14Eta Dra	2.7270	4700.0	70	25154	No
135	GOM_NL__2PRFIN20061222_092444_000000372054_00050_25154_0719.N1	22-DEC-2006 09:24:44	Bright	37.000	83		2.3780	11000.	74	25154	No
136	GOM_NL__2PRFIN20061222_092952_000000332054_00050_25154_0720.N1	22-DEC-2006 09:29:52	Bright	33.000	102	24Alp Ser	2.6000	4250.0	66	25154	No
137	GOM_NL__2PRFIN20061222_093439_000000362054_00050_25154_0721.N1	22-DEC-2006 09:34:39	Bright	35.500	104	27Bet Lib	2.6140	13100.	71	25154	No
138	GOM_NL__2PRFIN20061222_093701_000000372054_00050_25154_0722.N1	22-DEC-2006 09:37:01	Bright	36.500	122	9Alp2Lib	2.7470	9700.0	73	25154	No
139	GOM_NL__2PRFIN20061222_094336_000000442054_00050_25154_0723.N1	22-DEC-2006 09:43:36	Dark	44.000	54	5The Cen	2.0550	4500.0	88	25154	No
140	GOM_NL__2PRFIN20061222_094527_000000382054_00050_25154_0724.N1	22-DEC-2006 09:45:27	Dark	37.500	78	Alp Lup	2.3040	28000.	75	25154	No
141	GOM_NL__2PRFIN20061222_094923_000000402054_00050_25154_0725.N1	22-DEC-2006 09:49:23	Dark	39.500	10	Bet Cen	0.61000	28000.	79	25154	No
142	GOM_NL__2PRFIN20061222_095215_000000412054_00051_25155_0702.N1	22-DEC-2006 09:52:15	Dark	40.500	12	Alp1Cru	0.77500	30000.	81	25155	No
143	GOM_NL__2PRFIN20061222_095714_000000382054_00051_25155_0703.N1	22-DEC-2006 09:57:14	Dark	38.000	159	Ups Car	2.9200	7200.0	76	25155	No
144	GOM_NL__2PRFIN20061222_095844_000000422054_00051_25155_0704.N1	22-DEC-2006 09:58:44	Dark	41.500	71	1ot Car	2.2460	7700.0	83	25155	No
145	GOM_NL__2PRFIN20061222_100032_000000552054_00051_25155_0705.N1	22-DEC-2006 10:00:32	Dark	54.500	41	Eps Car	1.8600	4100.0	109	25155	No
146	GOM_NL__2PRFIN20061222_100510_000000452054_00051_25155_0706.N1	22-DEC-2006 10:05:10	Dark	45.000	2	Alp Car	-0.73600	7000.0	90	25155	No
147	GOM_NL__2PRFIN20061222_101103_000000412054_00051_25155_0707.N1	22-DEC-2006 10:11:03	Straylight	41.000	108	Alp Col	2.6520	15200.	82	25155	No
148	GOM_NL__2PRFIN20061222_101551_000000392054_00051_25155_0708.N1	22-DEC-2006 10:15:51	Straylight	38.500	101	11Alp Lep	2.5820	7000.0	77	25155	No
149	GOM_NL__2PRFIN20061222_101849_000000462054_00051_25155_0709.N1	22-DEC-2006 10:18:49	Straylight	45.500	7	19Bet Ori	0.10000	14000.	91	25155	No
150	GOM_NL__2PRFIN20061222_102603_000000502054_00051_25155_0710.N1	22-DEC-2006 10:26:03	Tw_i_and_stray	49.500	13	87Alp Tau	0.86700	3800.0	99	25155	No
151	GOM_NL__2PRFIN20061222_102826_000000352054_00051_25155_0711.N1	22-DEC-2006 10:28:26	Bright	35.000	146	25Eta Tau	2.8730	15200.	70	25155	No
152	GOM_NL__2PRFIN20061222_103031_000000352054_00051_25155_0712.N1	22-DEC-2006 10:30:31	Bright	34.500	150	44Zet Per	2.8900	28000.	69	25155	No
153	GOM_NL__2PRFIN20061222_103245_000000352054_00051_25155_0713.N1	22-DEC-2006 10:32:45	Bright	34.500	149	45Eps Per	2.8880	30000.	69	25155	No
154	GOM_NL__2PRFIN20061222_103459_000000342054_00051_25155_0714.N1	22-DEC-2006 10:34:59	Bright	34.000	175	39Del Per	3.0100	19400.	68	25155	No
155	GOM_NL__2PRFIN20061222_103654_000000352054_00051_25155_0715.N1	22-DEC-2006 10:36:54	Bright	35.000	160	23Gam Per	2.9300	4700.0	70	25155	No
156	GOM_NL__2PRFIN20061222_104636_000000352054_00051_25155_0716.N1	22-DEC-2006 10:46:36	Bright	35.000	49	1Alp UMi	1.9900	6300.0	70	25155	No
157	GOM_NL__2PRFIN20061222_105115_000000372054_00051_25155_0717.N1	22-DEC-2006 10:51:15	Bright	36.500	60	7Bet UMi	2.0810	3950.0	73	25155	No
158	GOM_NL__2PRFIN20061222_105445_000000372054_00051_25155_0718.N1	22-DEC-2006 10:54:45	Bright	36.500	119	14Eta Dra	2.7270	4700.0	73	25155	No
159	GOM_NL__2PRFIN20061222_110520_000000372054_00051_25155_0719.N1	22-DEC-2006 11:05:20	Bright	37.000	83		2.3780	11000.	74	25155	No
160	GOM_NL__2PRFIN20061222_111029_000000332054_00051_25155_0720.N1	22-DEC-2006 11:10:29	Bright	33.000	102	24Alp Ser	2.6000	4250.0	66	25155	No

161	GOM_NL__2PRFIN20061222_111515_000000352054_00051_25155_0721.N1	22-DEC-2006 11:15:15	Bright	35.000	104	27Bet Lib	2.6140	13100.	70	25155	No
162	GOM_NL__2PRFIN20061222_111738_000000542054_00051_25155_0722.N1	22-DEC-2006 11:17:38	Bright	54.000	122	9Alp2Lib	2.7470	9700.0	108	25155	No
163	GOM_NL__2PRFIN20061222_112413_000000462054_00051_25155_0723.N1	22-DEC-2006 11:24:13	Dark	46.000	54	5The Cen	2.0550	4500.0	92	25155	No
164	GOM_NL__2PRFIN20061222_112603_000000392054_00051_25155_0724.N1	22-DEC-2006 11:26:03	Dark	39.000	78	Alp Lup	2.3040	28000.	78	25155	No
165	GOM_NL__2PRFIN20061222_112959_000000472054_00051_25155_0725.N1	22-DEC-2006 11:29:59	Dark	46.500	10	Bet Cen	0.61000	28000.	93	25155	No
166	GOM_NL__2PRFIN20061222_113251_000000422054_00052_25156_0702.N1	22-DEC-2006 11:32:51	Dark	42.000	12	Alp1Cru	0.77500	30000.	84	25156	No
167	GOM_NL__2PRFIN20061222_113750_000000392054_00052_25156_0703.N1	22-DEC-2006 11:37:50	Dark	39.000	159	Ups Car	2.9200	7200.0	78	25156	No
168	GOM_NL__2PRFIN20061222_113921_000000422054_00052_25156_0704.N1	22-DEC-2006 11:39:21	Dark	41.500	71	Iot Car	2.2460	7700.0	83	25156	No
169	GOM_NL__2PRFIN20061222_114109_000000412054_00052_25156_0705.N1	22-DEC-2006 11:41:09	Dark	40.500	41	Eps Car	1.8600	4100.0	81	25156	No
170	GOM_NL__2PRFIN20061222_114546_000000462054_00052_25156_0706.N1	22-DEC-2006 11:45:46	Dark	46.000	2	Alp Car	-0.73600	7000.0	92	25156	No
171	GOM_NL__2PRFIN20061222_115139_000000412054_00052_25156_0707.N1	22-DEC-2006 11:51:39	Straylight	40.500	108	Alp Col	2.6520	15200.	81	25156	No
172	GOM_NL__2PRFIN20061222_115627_000000442054_00052_25156_0708.N1	22-DEC-2006 11:56:27	Straylight	43.500	101	11Alp Lep	2.5820	7000.0	87	25156	No
173	GOM_NL__2PRFIN20061222_115925_000000432054_00052_25156_0709.N1	22-DEC-2006 11:59:25	Straylight	42.500	7	19Bet Ori	0.10000	14000.	85	25156	No
174	GOM_NL__2PRFIN20061222_120638_000000522054_00052_25156_0710.N1	22-DEC-2006 12:06:38	Twi_and_stray	52.000	13	87Alp Tau	0.86700	3800.0	104	25156	No
175	GOM_NL__2PRFIN20061222_120902_000000352054_00052_25156_0711.N1	22-DEC-2006 12:09:02	Bright	35.000	146	25Eta Tau	2.8730	15200.	70	25156	No
176	GOM_NL__2PRFIN20061222_121107_000000352054_00052_25156_0712.N1	22-DEC-2006 12:11:07	Bright	35.000	150	44Zet Per	2.8900	28000.	70	25156	No
177	GOM_NL__2PRFIN20061222_121321_000000342054_00052_25156_0713.N1	22-DEC-2006 12:13:21	Bright	34.000	149	45Eps Per	2.8880	30000.	68	25156	No
178	GOM_NL__2PRFIN20061222_121535_000000342054_00052_25156_0714.N1	22-DEC-2006 12:15:35	Bright	33.500	175	39Del Per	3.0100	19400.	67	25156	No
179	GOM_NL__2PRFIN20061222_121730_000000352054_00052_25156_0715.N1	22-DEC-2006 12:17:30	Bright	35.000	160	23Gam Per	2.9300	4700.0	70	25156	No
180	GOM_NL__2PRFIN20061222_122712_000000372054_00052_25156_0716.N1	22-DEC-2006 12:27:12	Bright	36.500	49	1Alp UMi	1.9900	6300.0	73	25156	No
181	GOM_NL__2PRFIN20061222_123151_000000372054_00052_25156_0717.N1	22-DEC-2006 12:31:51	Bright	37.000	60	7Bet UMi	2.0810	3950.0	74	25156	No
182	GOM_NL__2PRFIN20061222_123521_000000362054_00052_25156_0718.N1	22-DEC-2006 12:35:21	Bright	35.500	119	14Eta Dra	2.7270	4700.0	71	25156	No
183	GOM_NL__2PRFIN20061222_124556_000000392054_00052_25156_0719.N1	22-DEC-2006 12:45:56	Bright	39.000	83		2.3780	11000.	78	25156	No
184	GOM_NL__2PRFIN20061222_125105_000000342054_00052_25156_0720.N1	22-DEC-2006 12:51:05	Bright	33.500	102	24Alp Ser	2.6000	4250.0	67	25156	No
185	GOM_NL__2PRFIN20061222_125552_000000392054_00052_25156_0721.N1	22-DEC-2006 12:55:52	Bright	39.000	104	27Bet Lib	2.6140	13100.	78	25156	No
186	GOM_NL__2PRFIN20061222_125814_000000502054_00052_25156_0722.N1	22-DEC-2006 12:58:14	Bright	50.000	122	9Alp2Lib	2.7470	9700.0	100	25156	No
187	GOM_NL__2PRFIN20061222_130449_000000442054_00052_25156_0723.N1	22-DEC-2006 13:04:49	Dark	43.500	54	5The Cen	2.0550	4500.0	87	25156	No
188	GOM_NL__2PRFIN20061222_130640_000000372054_00052_25156_0724.N1	22-DEC-2006 13:06:40	Dark	37.000	78	Alp Lup	2.3040	28000.	74	25156	No
189	GOM_NL__2PRFIN20061222_131036_000000372054_00052_25156_0725.N1	22-DEC-2006 13:10:36	Dark	37.000	10	Bet Cen	0.61000	28000.	74	25156	No
190	GOM_NL__2PRFIN20061222_131327_000000412054_00053_25157_0702.N1	22-DEC-2006 13:13:27	Dark	40.500	12	Alp1Cru	0.77500	30000.	81	25157	No
191	GOM_NL__2PRFIN20061222_131827_000000392054_00053_25157_0703.N1	22-DEC-2006 13:18:27	Dark	38.500	159	Ups Car	2.9200	7200.0	77	25157	No
192	GOM_NL__2PRFIN20061222_131957_000000412054_00053_25157_0704.N1	22-DEC-2006 13:19:57	Dark	41.000	71	Iot Car	2.2460	7700.0	82	25157	No
193	GOM_NL__2PRFIN20061222_132145_000000512054_00053_25157_0705.N1	22-DEC-2006 13:21:45	Dark	51.000	41	Eps Car	1.8600	4100.0	102	25157	No
194	GOM_NL__2PRFIN20061222_132623_000000532054_00053_25157_0706.N1	22-DEC-2006 13:26:23	Dark	52.500	2	Alp Car	-0.73600	7000.0	105	25157	No
195	GOM_NL__2PRFIN20061222_133215_000000392054_00053_25157_0707.N1	22-DEC-2006 13:32:15	Straylight	39.000	108	Alp Col	2.6520	15200.	78	25157	No
196	GOM_NL__2PRFIN20061222_133703_000000432054_00053_25157_0708.N1	22-DEC-2006 13:37:03	Straylight	42.500	101	11Alp Lep	2.5820	7000.0	85	25157	No
197	GOM_NL__2PRFIN20061222_134001_000000512054_00053_25157_0709.N1	22-DEC-2006 13:40:01	Straylight	50.500	7	19Bet Ori	0.10000	14000.	101	25157	No
198	GOM_NL__2PRFIN20061222_134714_000000482054_00053_25157_0710.N1	22-DEC-2006 13:47:14	Twi_and_stray	47.500	13	87Alp Tau	0.86700	3800.0	95	25157	No
199	GOM_NL__2PRFIN20061222_134938_000000362054_00053_25157_0711.N1	22-DEC-2006 13:49:38	Bright	35.500	146	25Eta Tau	2.8730	15200.	71	25157	No
200	GOM_NL__2PRFIN20061222_135143_000000362054_00053_25157_0712.N1	22-DEC-2006 13:51:43	Bright	36.000	150	44Zet Per	2.8900	28000.	72	25157	No
201	GOM_NL__2PRFIN20061222_135357_000000352054_00053_25157_0713.N1	22-DEC-2006 13:53:57	Bright	35.000	149	45Eps Per	2.8880	30000.	70	25157	No
202	GOM_NL__2PRFIN20061222_135612_000000342054_00053_25157_0714.N1	22-DEC-2006 13:56:12	Bright	34.000	175	39Del Per	3.0100	19400.	68	25157	No
203	GOM_NL__2PRFIN20061222_135807_000000362054_00053_25157_0715.N1	22-DEC-2006 13:58:07	Bright	36.000	160	23Gam Per	2.9300	4700.0	72	25157	No
204	GOM_NL__2PRFIN20061222_140748_000000342054_00053_25157_0716.N1	22-DEC-2006 14:07:48	Bright	33.500	49	1Alp UMi	1.9900	6300.0	67	25157	No
205	GOM_NL__2PRFIN20061222_141227_000000362054_00053_25157_0717.N1	22-DEC-2006 14:12:27	Bright	36.000	60	7Bet UMi	2.0810	3950.0	72	25157	No
206	GOM_NL__2PRFIN20061222_141557_000000522054_00053_25157_0718.N1	22-DEC-2006 14:15:57	Bright	52.000	119	14Eta Dra	2.7270	4700.0	104	25157	No
207	GOM_NL__2PRFIN20061222_142632_000000392054_00053_25157_0719.N1	22-DEC-2006 14:26:32	Bright	38.500	83		2.3780	11000.	77	25157	No
208	GOM_NL__2PRFIN20061222_143141_000000342054_00053_25157_0720.N1	22-DEC-2006 14:31:41	Bright	33.500	102	24Alp Ser	2.6000	4250.0	67	25157	No
209	GOM_NL__2PRFIN20061222_143628_000000522054_00053_25157_0721.N1	22-DEC-2006 14:36:28	Bright	52.000	104	27Bet Lib	2.6140	13100.	104	25157	No
210	GOM_NL__2PRFIN20061222_143850_000000542054_00053_25157_0722.N1	22-DEC-2006 14:38:50	Bright	54.000	122	9Alp2Lib	2.7470	9700.0	108	25157	No
211	GOM_NL__2PRFIN20061222_144526_000000452054_00053_25157_0723.N1	22-DEC-2006 14:45:26	Dark	44.500	54	5The Cen	2.0550	4500.0	89	25157	No
212	GOM_NL__2PRFIN20061222_144716_000000392054_00053_25157_0724.N1	22-DEC-2006 14:47:16	Dark	39.000	78	Alp Lup	2.3040	28000.	78	25157	No
213	GOM_NL__2PRFIN20061222_145112_000000472054_00053_25157_0725.N1	22-DEC-2006 14:51:12	Dark	47.000	10	Bet Cen	0.61000	28000.	94	25157	No
214	GOM_NL__2PRFIN20061222_145404_000000422054_00054_25158_0702.N1	22-DEC-2006 14:54:04	Dark	42.000	12	Alp1Cru	0.77500	30000.	84	25158	No
215	GOM_NL__2PRFIN20061222_145903_000000382054_00054_25158_0703.N1	22-DEC-2006 14:59:03	Dark	38.000	159	Ups Car	2.9200	7200.0	76	25158	No
216	GOM_NL__2PRFIN20061222_150034_000000412054_00054_25158_0704.N1	22-DEC-2006 15:00:34	Dark	41.000	71	Iot Car	2.2460	7700.0	82	25158	No
217	GOM_NL__2PRFIN20061222_150221_000000422054_00054_25158_0705.N1	22-DEC-2006 15:02:21	Dark	41.500	41	Eps Car	1.8600	4100.0	83	25158	No
218	GOM_NL__2PRFIN20061222_150659_000000482054_00054_25158_0706.N1	22-DEC-2006 15:06:59	Dark	47.500	2	Alp Car	-0.73600	7000.0	95	25158	No
219	GOM_NL__2PRFIN20061222_151252_000000412054_00054_25158_0707.N1	22-DEC-2006 15:12:52	Straylight	40.500	108	Alp Col	2.6520	15200.	81	25158	No

220	GOM_NL__2PRFIN20061222_151739_000000422054_00054_25158_0708.N1	22-DEC-2006 15:17:39	Straylight	41.500	101	11Alp Lep	2.5820	7000.0	83	25158	No
221	GOM_NL__2PRFIN20061222_152037_000000472054_00054_25158_0709.N1	22-DEC-2006 15:20:37	Straylight	46.500	7	19Bet Ori	0.10000	14000.	93	25158	No
222	GOM_NL__2PRFIN20061222_152750_000000492054_00054_25158_0710.N1	22-DEC-2006 15:27:50	Tw_i_and_stray	48.500	13	87Alp Tau	0.86700	3800.0	97	25158	No
223	GOM_NL__2PRFIN20061222_153014_000000362054_00054_25158_0711.N1	22-DEC-2006 15:30:14	Bright	36.000	146	25Eta Tau	2.8730	15200.	72	25158	No
224	GOM_NL__2PRFIN20061222_153219_000000362054_00054_25158_0712.N1	22-DEC-2006 15:32:19	Bright	36.000	150	44Zet Per	2.8900	28000.	72	25158	No
225	GOM_NL__2PRFIN20061222_153433_000000342054_00054_25158_0713.N1	22-DEC-2006 15:34:33	Bright	34.000	149	45Eps Per	2.8880	30000.	68	25158	No
226	GOM_NL__2PRFIN20061222_153647_000000522054_00054_25158_0714.N1	22-DEC-2006 15:36:47	Bright	52.000	175	39Del Per	3.0100	19400.	104	25158	No
227	GOM_NL__2PRFIN20061222_153843_000000352054_00054_25158_0715.N1	22-DEC-2006 15:38:43	Bright	34.500	160	23Gam Per	2.9300	4700.0	69	25158	No
228	GOM_NL__2PRFIN20061222_154824_000000362054_00054_25158_0716.N1	22-DEC-2006 15:48:24	Bright	35.500	49	1Alp UMi	1.9900	6300.0	71	25158	No
229	GOM_NL__2PRFIN20061222_155303_000000372054_00054_25158_0717.N1	22-DEC-2006 15:53:03	Bright	36.500	60	7Bet UMi	2.0810	3950.0	73	25158	No
230	GOM_NL__2PRFIN20061222_155633_000000372054_00054_25158_0718.N1	22-DEC-2006 15:56:33	Bright	37.000	119	14Eta Dra	2.7270	4700.0	74	25158	No
231	GOM_NL__2PRFIN20061222_160709_000000382054_00054_25158_0719.N1	22-DEC-2006 16:07:09	Bright	37.500	83		2.3780	11000.	75	25158	No
232	GOM_NL__2PRFIN20061222_161217_000000352054_00054_25158_0720.N1	22-DEC-2006 16:12:17	Bright	34.500	102	24Alp Ser	2.6000	4250.0	69	25158	No
233	GOM_NL__2PRFIN20061222_161704_000000362054_00054_25158_0721.N1	22-DEC-2006 16:17:04	Bright	35.500	104	27Bet Lib	2.6140	13100.	71	25158	No
234	GOM_NL__2PRFIN20061222_161927_000000462054_00054_25158_0722.N1	22-DEC-2006 16:19:27	Bright	46.000	122	9Alp2Lib	2.7470	9700.0	92	25158	No
235	GOM_NL__2PRFIN20061222_162602_000000432054_00054_25158_0723.N1	22-DEC-2006 16:26:02	Dark	43.000	54	5The Cen	2.0550	4500.0	86	25158	No
236	GOM_NL__2PRFIN20061222_162752_000000392054_00054_25158_0724.N1	22-DEC-2006 16:27:52	Dark	39.000	78	Alp Lup	2.3040	28000.	78	25158	No
237	GOM_NL__2PRFIN20061222_163148_000000402054_00054_25158_0725.N1	22-DEC-2006 16:31:48	Dark	40.000	10	Bet Cen	0.61000	28000.	80	25158	No
238	GOM_NL__2PRFIN20061222_163440_000000402054_00055_25159_0702.N1	22-DEC-2006 16:34:40	Dark	39.500	12	Alp1Cru	0.77500	30000.	79	25159	No
239	GOM_NL__2PRFIN20061222_163940_000000392054_00055_25159_0703.N1	22-DEC-2006 16:39:40	Dark	38.500	159	Ups Car	2.9200	7200.0	77	25159	No
240	GOM_NL__2PRFIN20061222_164110_000000422054_00055_25159_0704.N1	22-DEC-2006 16:41:10	Dark	41.500	71	lot Car	2.2460	7700.0	83	25159	No
241	GOM_NL__2PRFIN20061222_164258_000000422054_00055_25159_0705.N1	22-DEC-2006 16:42:58	Dark	41.500	41	Eps Car	1.8600	4100.0	83	25159	No
242	GOM_NL__2PRFIN20061222_164735_000000512054_00055_25159_0706.N1	22-DEC-2006 16:47:35	Dark	51.000	2	Alp Car	-0.73600	7000.0	102	25159	No
243	GOM_NL__2PRFIN20061222_165328_000000422054_00055_25159_0707.N1	22-DEC-2006 16:53:28	Straylight	41.500	108	Alp Col	2.6520	15200.	83	25159	No
244	GOM_NL__2PRFIN20061222_165816_000000402054_00055_25159_0708.N1	22-DEC-2006 16:58:16	Straylight	40.000	101	11Alp Lep	2.5820	7000.0	80	25159	No
245	GOM_NL__2PRFIN20061222_170113_000000542054_00055_25159_0709.N1	22-DEC-2006 17:01:13	Straylight	54.000	7	19Bet Ori	0.10000	14000.	108	25159	No
246	GOM_NL__2PRFIN20061222_170826_000000522054_00055_25159_0710.N1	22-DEC-2006 17:08:26	Tw_i_and_stray	52.000	13	87Alp Tau	0.86700	3800.0	104	25159	No
247	GOM_NL__2PRFIN20061222_171051_000000352054_00055_25159_0711.N1	22-DEC-2006 17:10:51	Bright	34.500	146	25Eta Tau	2.8730	15200.	69	25159	No
248	GOM_NL__2PRFIN20061222_171256_000000362054_00055_25159_0712.N1	22-DEC-2006 17:12:56	Bright	35.500	150	44Zet Per	2.8900	28000.	71	25159	No
249	GOM_NL__2PRFIN20061222_171509_000000352054_00055_25159_0713.N1	22-DEC-2006 17:15:09	Bright	34.500	149	45Eps Per	2.8880	30000.	69	25159	No
250	GOM_NL__2PRFIN20061222_171724_000000332054_00055_25159_0714.N1	22-DEC-2006 17:17:24	Bright	33.000	175	39Del Per	3.0100	19400.	66	25159	No
251	GOM_NL__2PRFIN20061222_171919_000000372054_00055_25159_0715.N1	22-DEC-2006 17:19:19	Bright	36.500	160	23Gam Per	2.9300	4700.0	73	25159	No
252	GOM_NL__2PRFIN20061222_172900_000000362054_00055_25159_0716.N1	22-DEC-2006 17:29:00	Bright	35.500	49	1Alp UMi	1.9900	6300.0	71	25159	No
253	GOM_NL__2PRFIN20061222_173339_000000532054_00055_25159_0717.N1	22-DEC-2006 17:33:39	Bright	53.000	60	7Bet UMi	2.0810	3950.0	106	25159	No
254	GOM_NL__2PRFIN20061222_173709_000000432054_00055_25159_0718.N1	22-DEC-2006 17:37:09	Bright	43.000	119	14Eta Dra	2.7270	4700.0	86	25159	No
255	GOM_NL__2PRFIN20061222_174745_000000372054_00055_25159_0719.N1	22-DEC-2006 17:47:45	Bright	36.500	83		2.3780	11000.	73	25159	No
256	GOM_NL__2PRFIN20061222_175253_000000342054_00055_25159_0720.N1	22-DEC-2006 17:52:53	Bright	33.500	102	24Alp Ser	2.6000	4250.0	67	25159	No
257	GOM_NL__2PRFIN20061222_175741_000000522054_00055_25159_0721.N1	22-DEC-2006 17:57:41	Bright	52.000	104	27Bet Lib	2.6140	13100.	104	25159	No
258	GOM_NL__2PRFIN20061222_180003_000000362054_00055_25159_0722.N1	22-DEC-2006 18:00:03	Bright	36.000	122	9Alp2Lib	2.7470	9700.0	72	25159	No
259	GOM_NL__2PRFIN20061222_180639_000000452054_00055_25159_0723.N1	22-DEC-2006 18:06:39	Dark	44.500	54	5The Cen	2.0550	4500.0	89	25159	No
260	GOM_NL__2PRFIN20061222_180829_000000382054_00055_25159_0724.N1	22-DEC-2006 18:08:29	Dark	37.500	78	Alp Lup	2.3040	28000.	75	25159	No
261	GOM_NL__2PRFIN20061222_181224_000000432054_00055_25159_0725.N1	22-DEC-2006 18:12:24	Dark	43.000	10	Bet Cen	0.61000	28000.	86	25159	No
262	GOM_NL__2PRFIN20061222_181517_000000402054_00056_25160_0702.N1	22-DEC-2006 18:15:17	Dark	40.000	12	Alp1Cru	0.77500	30000.	80	25160	No
263	GOM_NL__2PRFIN20061222_182016_000000392054_00056_25160_0703.N1	22-DEC-2006 18:20:16	Dark	38.500	159	Ups Car	2.9200	7200.0	77	25160	No
264	GOM_NL__2PRFIN20061222_182147_000000422054_00056_25160_0704.N1	22-DEC-2006 18:21:47	Dark	41.500	71	lot Car	2.2460	7700.0	83	25160	No
265	GOM_NL__2PRFIN20061222_182334_000000422054_00056_25160_0705.N1	22-DEC-2006 18:23:34	Dark	42.000	41	Eps Car	1.8600	4100.0	84	25160	No
266	GOM_NL__2PRFIN20061222_182812_000000462054_00056_25160_0706.N1	22-DEC-2006 18:28:12	Dark	46.000	2	Alp Car	-0.73600	7000.0	92	25160	No
267	GOM_NL__2PRFIN20061222_183404_000000402054_00056_25160_0707.N1	22-DEC-2006 18:34:04	Straylight	39.500	108	Alp Col	2.6520	15200.	79	25160	No
268	GOM_NL__2PRFIN20061222_183852_000000412054_00056_25160_0708.N1	22-DEC-2006 18:38:52	Straylight	41.000	101	11Alp Lep	2.5820	7000.0	82	25160	No
269	GOM_NL__2PRFIN20061222_184149_000000472054_00056_25160_0709.N1	22-DEC-2006 18:41:49	Straylight	47.000	7	19Bet Ori	0.10000	14000.	94	25160	No
270	GOM_NL__2PRFIN20061222_184902_000000452054_00056_25160_0710.N1	22-DEC-2006 18:49:02	Tw_i_and_stray	44.500	13	87Alp Tau	0.86700	3800.0	89	25160	No
271	GOM_NL__2PRFIN20061222_185127_000000342054_00056_25160_0711.N1	22-DEC-2006 18:51:27	Bright	34.000	146	25Eta Tau	2.8730	15200.	68	25160	No
272	GOM_NL__2PRFIN20061222_185332_000000352054_00056_25160_0712.N1	22-DEC-2006 18:53:32	Bright	34.500	150	44Zet Per	2.8900	28000.	69	25160	No
273	GOM_NL__2PRFIN20061222_185545_000000352054_00056_25160_0713.N1	22-DEC-2006 18:55:45	Bright	34.500	149	45Eps Per	2.8880	30000.	69	25160	No
274	GOM_NL__2PRFIN20061222_185800_000000342054_00056_25160_0714.N1	22-DEC-2006 18:58:00	Bright	33.500	175	39Del Per	3.0100	19400.	67	25160	No
275	GOM_NL__2PRFIN20061222_185955_000000362054_00056_25160_0715.N1	22-DEC-2006 18:59:55	Bright	35.500	160	23Gam Per	2.9300	4700.0	71	25160	No
276	GOM_NL__2PRFIN20061222_190936_000000372054_00056_25160_0716.N1	22-DEC-2006 19:09:36	Bright	37.000	49	1Alp UMi	1.9900	6300.0	74	25160	No
277	GOM_NL__2PRFIN20061222_191414_000000352054_00056_25160_0717.N1	22-DEC-2006 19:14:14	Bright	35.000	60	7Bet UMi	2.0810	3950.0	70	25160	No
278	GOM_NL__2PRFIN20061222_191745_000000352054_00056_25160_0718.N1	22-DEC-2006 19:17:45	Bright	34.500	119	14Eta Dra	2.7270	4700.0	69	25160	No

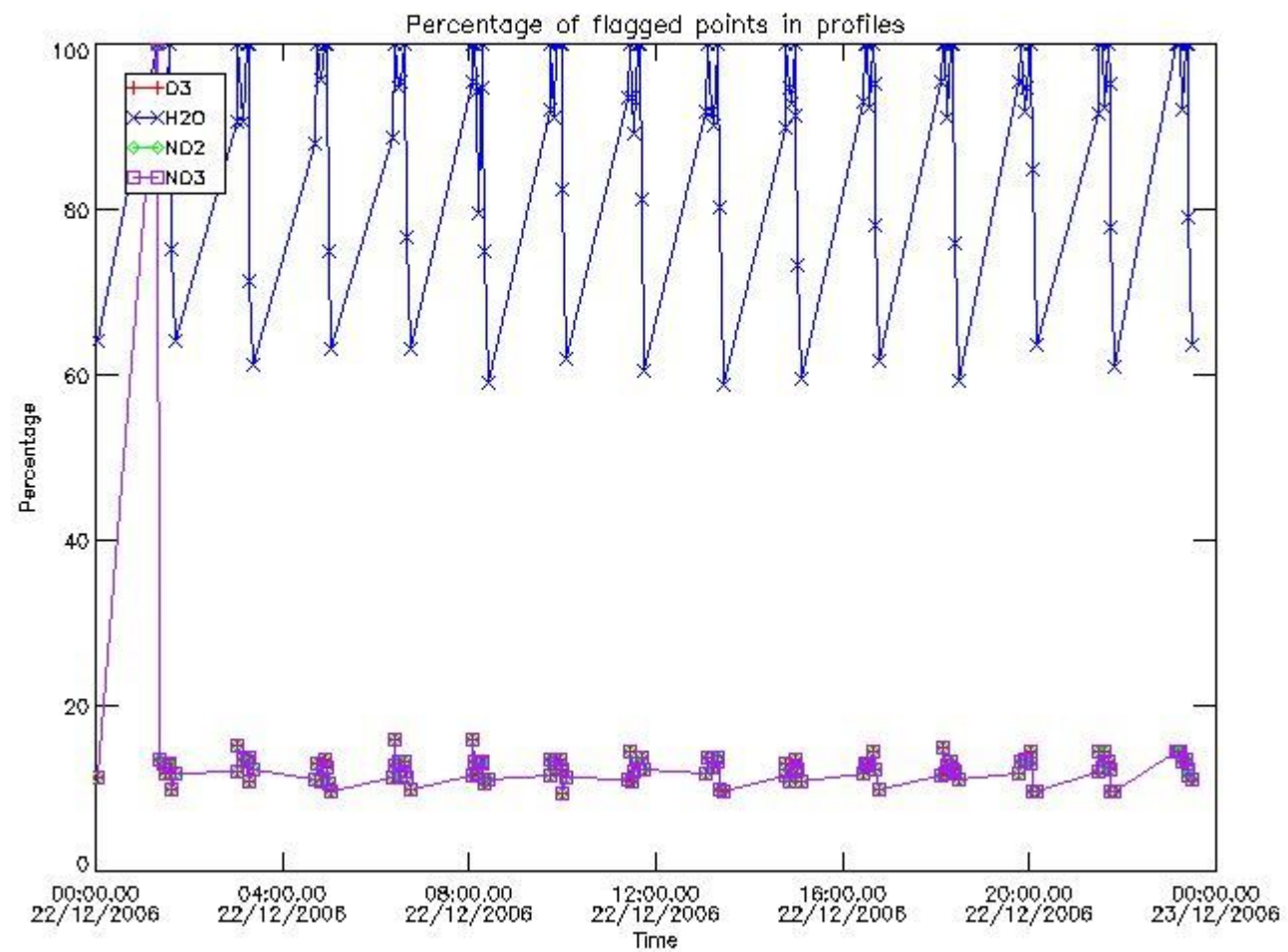
279	GOM_NL__2PRFIN20061222_192821_000000362054_00056_25160_0719.N1	22-DEC-2006 19:28:21	Bright	36.000	83		2.3780	11000.	72	25160	No
280	GOM_NL__2PRFIN20061222_193329_000000342054_00056_25160_0720.N1	22-DEC-2006 19:33:29	Bright	34.000	102	24Alp Ser	2.6000	4250.0	68	25160	No
281	GOM_NL__2PRFIN20061222_193817_000000492054_00056_25160_0721.N1	22-DEC-2006 19:38:17	Bright	48.500	104	27Bet Lib	2.6140	13100.	97	25160	No
282	GOM_NL__2PRFIN20061222_194039_000000372054_00056_25160_0722.N1	22-DEC-2006 19:40:39	Bright	37.000	122	9Alp2Lib	2.7470	9700.0	74	25160	No
283	GOM_NL__2PRFIN20061222_194715_000000442054_00056_25160_0723.N1	22-DEC-2006 19:47:15	Dark	43.500	54	5The Cen	2.0550	4500.0	87	25160	No
284	GOM_NL__2PRFIN20061222_194905_000000392054_00056_25160_0724.N1	22-DEC-2006 19:49:05	Dark	38.500	78	Alp Lup	2.3040	28000.	77	25160	No
285	GOM_NL__2PRFIN20061222_195301_000000382054_00056_25160_0725.N1	22-DEC-2006 19:53:01	Dark	37.500	10	Bet Cen	0.61000	28000.	75	25160	No
286	GOM_NL__2PRFIN20061222_195553_000000382054_00057_25161_0702.N1	22-DEC-2006 19:55:53	Dark	38.000	12	Alp1Cru	0.77500	30000.	76	25161	No
287	GOM_NL__2PRFIN20061222_200053_000000392054_00057_25161_0703.N1	22-DEC-2006 20:00:53	Dark	39.000	159	Ups Car	2.9200	7200.0	78	25161	No
288	GOM_NL__2PRFIN20061222_200224_000000422054_00057_25161_0704.N1	22-DEC-2006 20:02:24	Dark	42.000	71	lot Car	2.2460	7700.0	84	25161	No
289	GOM_NL__2PRFIN20061222_200411_000000532054_00057_25161_0705.N1	22-DEC-2006 20:04:11	Dark	53.000	41	Eps Car	1.8600	4100.0	106	25161	No
290	GOM_NL__2PRFIN20061222_200848_000000532054_00057_25161_0706.N1	22-DEC-2006 20:08:48	Dark	52.500	2	Alp Car	-0.73600	7000.0	105	25161	No
291	GOM_NL__2PRFIN20061222_201440_000000392054_00057_25161_0707.N1	22-DEC-2006 20:14:40	Straylight	39.000	108	Alp Col	2.6520	15200.	78	25161	No
292	GOM_NL__2PRFIN20061222_201928_000000412054_00057_25161_0708.N1	22-DEC-2006 20:19:28	Straylight	41.000	101	11Alp Lep	2.5820	7000.0	82	25161	No
293	GOM_NL__2PRFIN20061222_202225_000000452054_00057_25161_0709.N1	22-DEC-2006 20:22:25	Straylight	45.000	7	19Bet Ori	0.10000	14000.	90	25161	No
294	GOM_NL__2PRFIN20061222_202938_000000472054_00057_25161_0710.N1	22-DEC-2006 20:29:38	Tw_i_and_stray	46.500	13	87Alp Tau	0.86700	3800.0	93	25161	No
295	GOM_NL__2PRFIN20061222_203203_000000342054_00057_25161_0711.N1	22-DEC-2006 20:32:03	Bright	34.000	146	25Eta Tau	2.8730	15200.	68	25161	No
296	GOM_NL__2PRFIN20061222_203408_000000362054_00057_25161_0712.N1	22-DEC-2006 20:34:08	Bright	35.500	150	44Zet Per	2.8900	28000.	71	25161	No
297	GOM_NL__2PRFIN20061222_203621_000000362054_00057_25161_0713.N1	22-DEC-2006 20:36:21	Bright	35.500	149	45Eps Per	2.8880	30000.	71	25161	No
298	GOM_NL__2PRFIN20061222_203836_000000342054_00057_25161_0714.N1	22-DEC-2006 20:38:36	Bright	34.000	175	39Del Per	3.0100	19400.	68	25161	No
299	GOM_NL__2PRFIN20061222_204031_000000352054_00057_25161_0715.N1	22-DEC-2006 20:40:31	Bright	35.000	160	23Gam Per	2.9300	4700.0	70	25161	No
300	GOM_NL__2PRFIN20061222_205012_000000362054_00057_25161_0716.N1	22-DEC-2006 20:50:12	Bright	36.000	49	1Alp UMi	1.9900	6300.0	72	25161	No
301	GOM_NL__2PRFIN20061222_205450_000000372054_00057_25161_0717.N1	22-DEC-2006 20:54:50	Bright	36.500	60	7Bet UMi	2.0810	3950.0	73	25161	No
302	GOM_NL__2PRFIN20061222_205821_000000352054_00057_25161_0718.N1	22-DEC-2006 20:58:21	Bright	34.500	119	14Eta Dra	2.7270	4700.0	69	25161	No
303	GOM_NL__2PRFIN20061222_210857_000000382054_00057_25161_0719.N1	22-DEC-2006 21:08:57	Bright	38.000	83		2.3780	11000.	76	25161	No
304	GOM_NL__2PRFIN20061222_211406_000000342054_00057_25161_0720.N1	22-DEC-2006 21:14:06	Bright	33.500	102	24Alp Ser	2.6000	4250.0	67	25161	No
305	GOM_NL__2PRFIN20061222_211853_000000352054_00057_25161_0721.N1	22-DEC-2006 21:18:53	Bright	35.000	104	27Bet Lib	2.6140	13100.	70	25161	No
306	GOM_NL__2PRFIN20061222_212116_000000372054_00057_25161_0722.N1	22-DEC-2006 21:21:16	Bright	36.500	122	9Alp2Lib	2.7470	9700.0	73	25161	No
307	GOM_NL__2PRFIN20061222_212752_000000432054_00057_25161_0723.N1	22-DEC-2006 21:27:52	Dark	42.500	54	5The Cen	2.0550	4500.0	85	25161	No
308	GOM_NL__2PRFIN20061222_212941_000000392054_00057_25161_0724.N1	22-DEC-2006 21:29:41	Dark	38.500	78	Alp Lup	2.3040	28000.	77	25161	No
309	GOM_NL__2PRFIN20061222_213337_000000412054_00058_25162_0725.N1	22-DEC-2006 21:33:37	Dark	41.000	10	Bet Cen	0.61000	28000.	82	25162	No
310	GOM_NL__2PRFIN20061222_213629_000000392054_00058_25162_0702.N1	22-DEC-2006 21:36:29	Dark	39.000	12	Alp1Cru	0.77500	30000.	78	25162	No
311	GOM_NL__2PRFIN20061222_214129_000000392054_00058_25162_0703.N1	22-DEC-2006 21:41:29	Dark	38.500	159	Ups Car	2.9200	7200.0	77	25162	No
312	GOM_NL__2PRFIN20061222_214300_000000422054_00058_25162_0704.N1	22-DEC-2006 21:43:00	Dark	41.500	71	lot Car	2.2460	7700.0	83	25162	No
313	GOM_NL__2PRFIN20061222_214447_000000532054_00058_25162_0705.N1	22-DEC-2006 21:44:47	Dark	52.500	41	Eps Car	1.8600	4100.0	105	25162	No
314	GOM_NL__2PRFIN20061222_214924_000000532054_00058_25162_0706.N1	22-DEC-2006 21:49:24	Dark	53.000	2	Alp Car	-0.73600	7000.0	106	25162	No
315	GOM_NL__2PRFIN20061222_215516_000000392054_00058_25162_0707.N1	22-DEC-2006 21:55:16	Straylight	39.000	108	Alp Col	2.6520	15200.	78	25162	No
316	GOM_NL__2PRFIN20061222_220004_000000412054_00058_25162_0708.N1	22-DEC-2006 22:00:04	Straylight	40.500	101	11Alp Lep	2.5820	7000.0	81	25162	No
317	GOM_NL__2PRFIN20061222_220301_000000502054_00058_25162_0709.N1	22-DEC-2006 22:03:01	Straylight	50.000	7	19Bet Ori	0.10000	14000.	100	25162	No
318	GOM_NL__2PRFIN20061222_221014_000000522054_00058_25162_0710.N1	22-DEC-2006 22:10:14	Tw_i_and_stray	52.000	13	87Alp Tau	0.86700	3800.0	104	25162	No
319	GOM_NL__2PRFIN20061222_221239_000000342054_00058_25162_0711.N1	22-DEC-2006 22:12:39	Bright	33.500	146	25Eta Tau	2.8730	15200.	67	25162	No
320	GOM_NL__2PRFIN20061222_221444_000000352054_00058_25162_0712.N1	22-DEC-2006 22:14:44	Bright	35.000	150	44Zet Per	2.8900	28000.	70	25162	No
321	GOM_NL__2PRFIN20061222_221657_000000342054_00058_25162_0713.N1	22-DEC-2006 22:16:57	Bright	33.500	149	45Eps Per	2.8880	30000.	67	25162	No
322	GOM_NL__2PRFIN20061222_221859_000000262054_00058_25162_0714.N1	22-DEC-2006 22:18:59	Tw_i_and_stray	26.000	6	13Alp Aur	0.080000	3400.0	52	25162	No
323	GOM_NL__2PRFIN20061222_221955_000000372054_00058_25162_0715.N1	22-DEC-2006 22:19:55	Bright	36.500	35	33Alp Per	1.7950	6250.0	73	25162	No
324	GOM_NL__2PRFIN20061222_222107_000000352054_00058_25162_0716.N1	22-DEC-2006 22:21:07	Bright	34.500	160	23Gam Per	2.9300	4700.0	69	25162	No
325	GOM_NL__2PRFIN20061222_223047_000000352054_00058_25162_0717.N1	22-DEC-2006 22:30:47	Bright	35.000	49	1Alp UMi	1.9900	6300.0	70	25162	No
326	GOM_NL__2PRFIN20061222_223526_000000372054_00058_25162_0718.N1	22-DEC-2006 22:35:26	Bright	36.500	60	7Bet UMi	2.0810	3950.0	73	25162	No
327	GOM_NL__2PRFIN20061222_223857_000000362054_00058_25162_0719.N1	22-DEC-2006 22:38:57	Bright	36.000	119	14Eta Dra	2.7270	4700.0	72	25162	No
328	GOM_NL__2PRFIN20061222_224933_000000392054_00058_25162_0720.N1	22-DEC-2006 22:49:33	Bright	38.500	83		2.3780	11000.	77	25162	No
329	GOM_NL__2PRFIN20061222_225442_000000342054_00058_25162_0721.N1	22-DEC-2006 22:54:42	Bright	33.500	102	24Alp Ser	2.6000	4250.0	67	25162	No
330	GOM_NL__2PRFIN20061222_225929_000000362054_00058_25162_0722.N1	22-DEC-2006 22:59:29	Bright	35.500	104	27Bet Lib	2.6140	13100.	71	25162	No
331	GOM_NL__2PRFIN20061222_230152_000000472054_00058_25162_0723.N1	22-DEC-2006 23:01:52	Bright	47.000	122	9Alp2Lib	2.7470	9700.0	94	25162	No
332	GOM_NL__2PRFIN20061222_230828_000000432054_00058_25162_0724.N1	22-DEC-2006 23:08:28	Dark	42.500	54	5The Cen	2.0550	4500.0	85	25162	No
333	GOM_NL__2PRFIN20061222_231017_000000392054_00058_25162_0725.N1	22-DEC-2006 23:10:17	Dark	38.500	78	Alp Lup	2.3040	28000.	77	25162	No
334	GOM_NL__2PRFIN20061222_231413_000000392054_00059_25163_0726.N1	22-DEC-2006 23:14:13	Dark	39.000	10	Bet Cen	0.61000	28000.	78	25163	No
335	GOM_NL__2PRFIN20061222_231706_000000392054_00059_25163_0722.N1	22-DEC-2006 23:17:06	Dark	38.500	12	Alp1Cru	0.77500	30000.	77	25163	No
336	GOM_NL__2PRFIN20061222_232205_000000382054_00059_25163_0723.N1	22-DEC-2006 23:22:05	Dark	37.500	159	Ups Car	2.9200	7200.0	75	25163	No
337	GOM_NL__2PRFIN20061222_232336_000000422054_00059_25163_0724.N1	22-DEC-2006 23:23:36	Dark	41.500	71	lot Car	2.2460	7700.0	83	25163	No

338	GOM_NL__2PRFIN20061222_232524_000000532054_00059_25163_0725.N1	22-DEC-2006 23:25:24	Dark	53.000	41	Eps Car	1.8600	4100.0	106	25163	No
339	GOM_NL__2PRFIN20061222_233000_000000502054_00059_25163_0726.N1	22-DEC-2006 23:30:00	Dark	50.000	2	Alp Car	-0.73600	7000.0	100	25163	No
340	GOM_NL__2PRFIN20061222_233552_000000402054_00059_25163_0727.N1	22-DEC-2006 23:35:52	Straylight	40.000	108	Alp Col	2.6520	15200.	80	25163	No
341	GOM_NL__2PRFIN20061222_234040_000000412054_00059_25163_0728.N1	22-DEC-2006 23:40:40	Straylight	41.000	101	11Alp Lep	2.5820	7000.0	82	25163	No
342	GOM_NL__2PRFIN20061222_234337_000000472054_00059_25163_0729.N1	22-DEC-2006 23:43:37	Straylight	47.000	7	19Bet Ori	0.10000	14000.	94	25163	No
343	GOM_NL__2PRFIN20061222_235050_000000472054_00059_25163_0730.N1	22-DEC-2006 23:50:50	Twilight_stray	46.500	13	87Alp Tau	0.86700	3800.0	93	25163	No
344	GOM_NL__2PRFIN20061222_235315_000000362054_00059_25163_0731.N1	22-DEC-2006 23:53:15	Bright	35.500	146	25Eta Tau	2.8730	15200.	71	25163	No
345	GOM_NL__2PRFIN20061222_235519_000000362054_00059_25163_0732.N1	22-DEC-2006 23:55:19	Bright	35.500	150	44Zet Per	2.8900	28000.	71	25163	No
346	GOM_NL__2PRFIN20061222_235733_000000352054_00059_25163_0733.N1	22-DEC-2006 23:57:33	Bright	34.500	149	45Eps Per	2.8880	30000.	69	25163	No
347	GOM_NL__2PRFIN20061222_235935_000000262054_00059_25163_0734.N1	22-DEC-2006 23:59:35	Twilight_stray	26.000	6	13Alp Aur	0.080000	3400.0	52	25163	No

3. Quality information per product


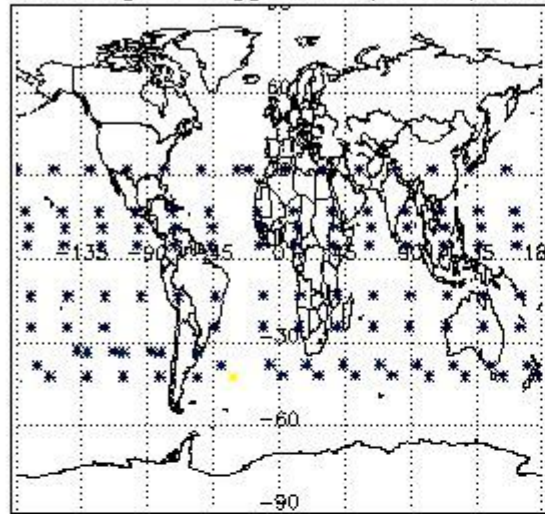
In this section it is plotted some information contained in the Quality Summary data set of the level 2 products. Only products in dark limb conditions and without errors (error flag in the MPH set to "0") are used.

3.1 Plot quality information per product (time dependant)

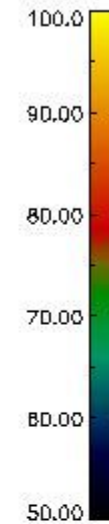
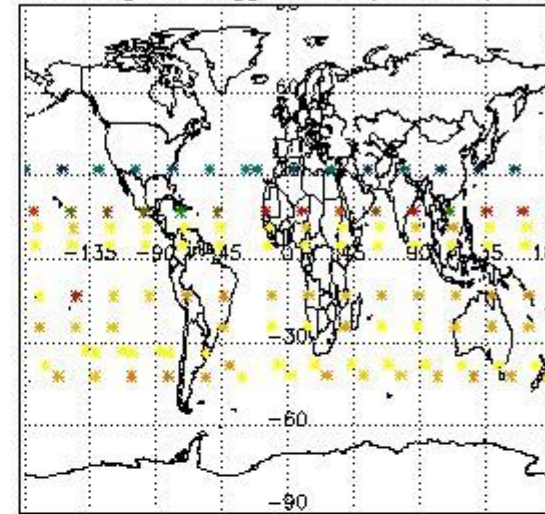


3.2 Plot quality information per product (world map)


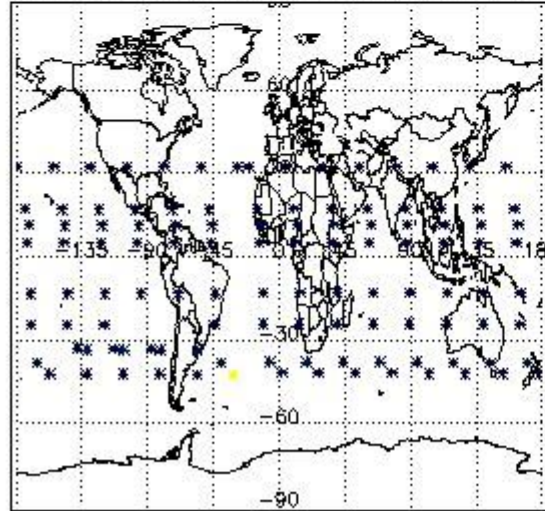
Percentage of flagged data per O3 profile



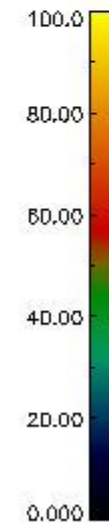
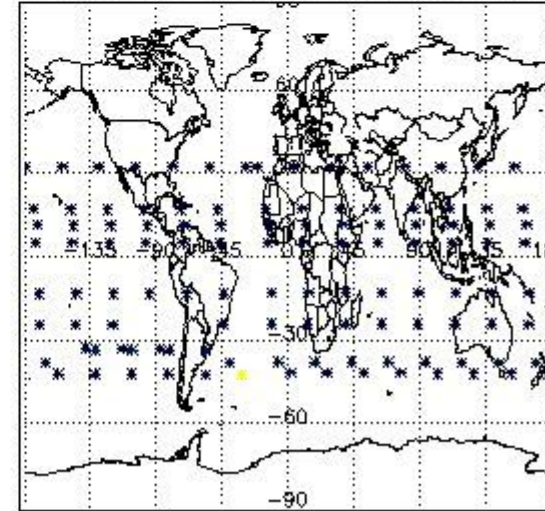
Percentage of flagged data per H2O profile



Percentage of flagged data per NO2 profile



Percentage of flagged data per NO3 profile

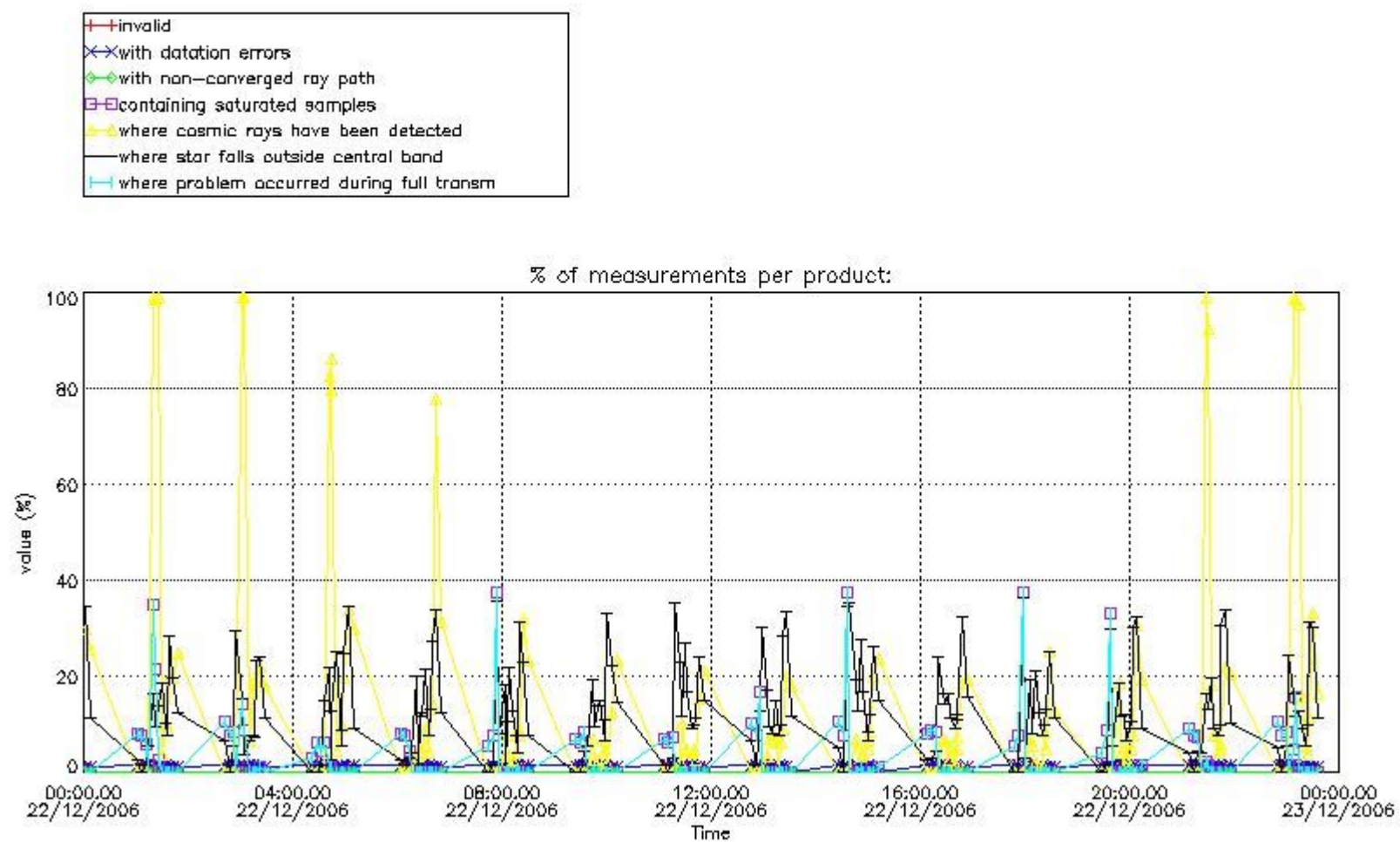


4. Level 1 quality information per product

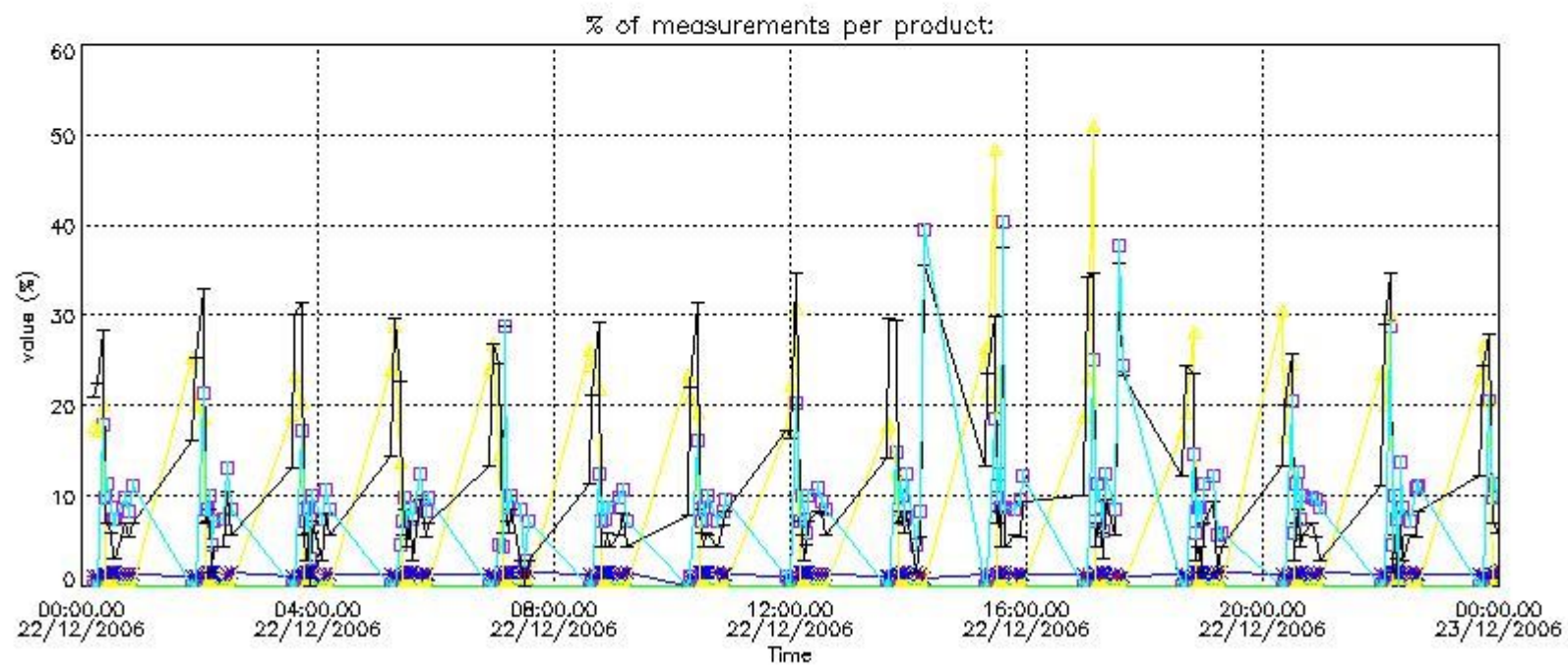
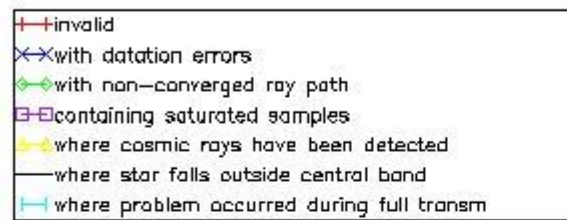
In this section it is plotted some information contained in the Quality Summary data set of the level 2 products that comes from the level 1b processing. Products without errors (error flag in the MPH set to "0") are used.

4.1 Plot quality information per product (time dependant) coming from level 1b processing

4.1.1 Plot level 1 quality information per product (time dependant): ENVISAT ASCENDING passes

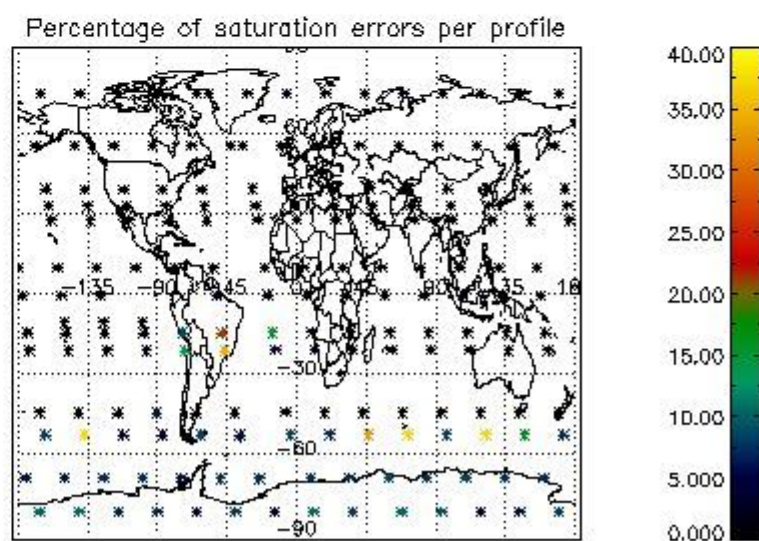
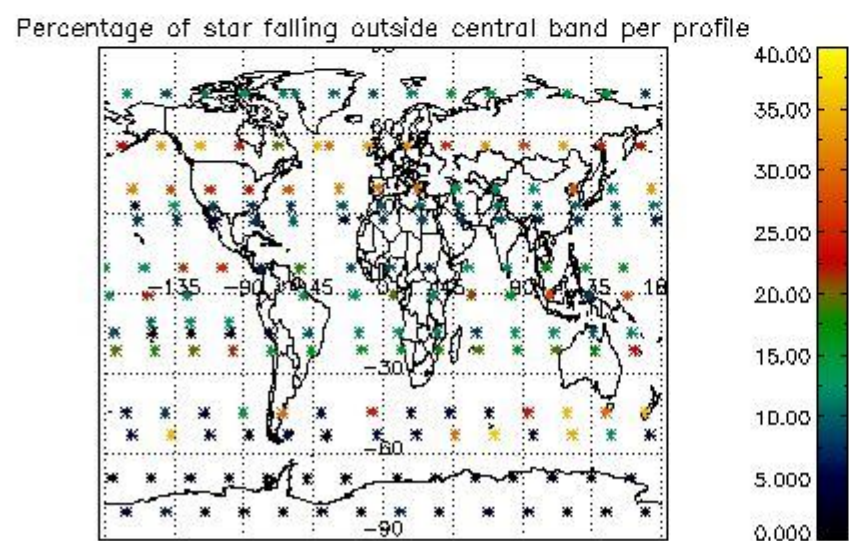
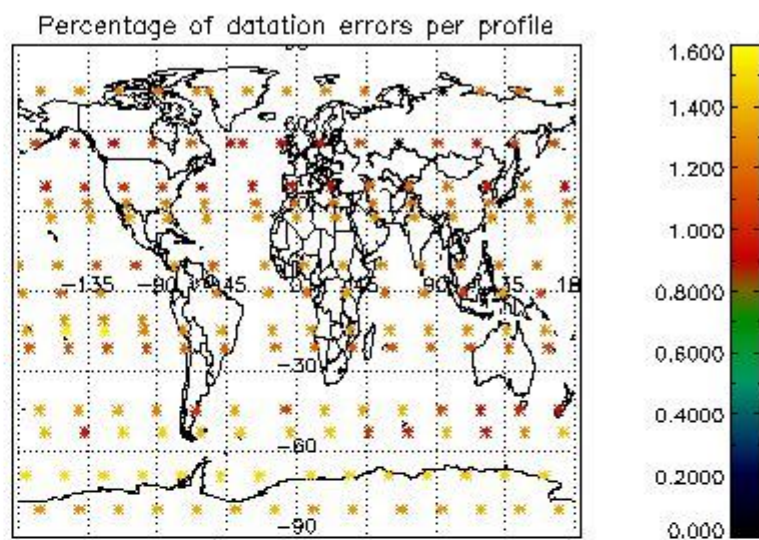
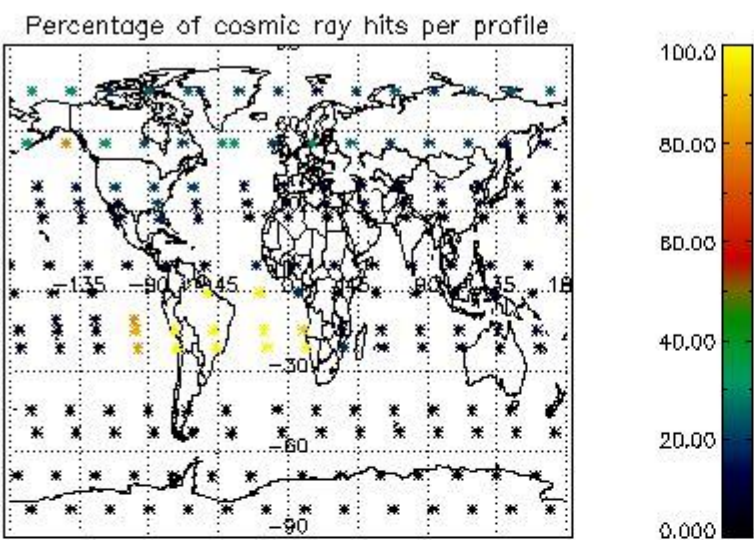


4.1.2 Plot level 1 quality information per product (time dependant): ENVI SAT DESCENDING passes

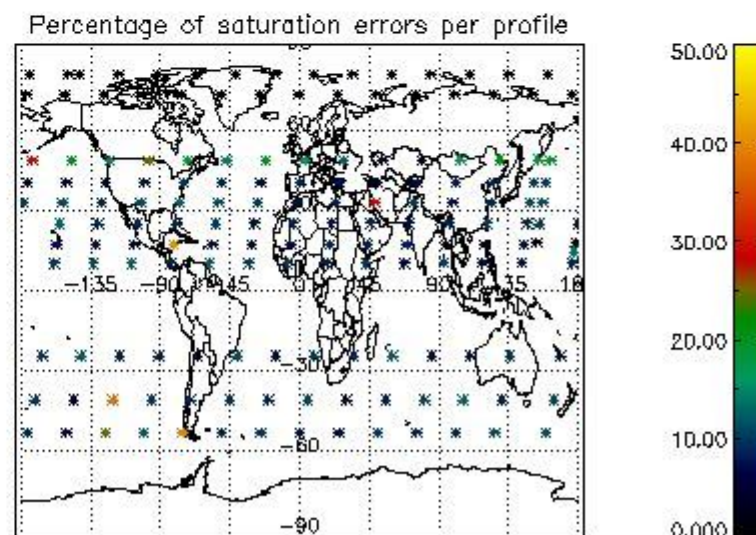
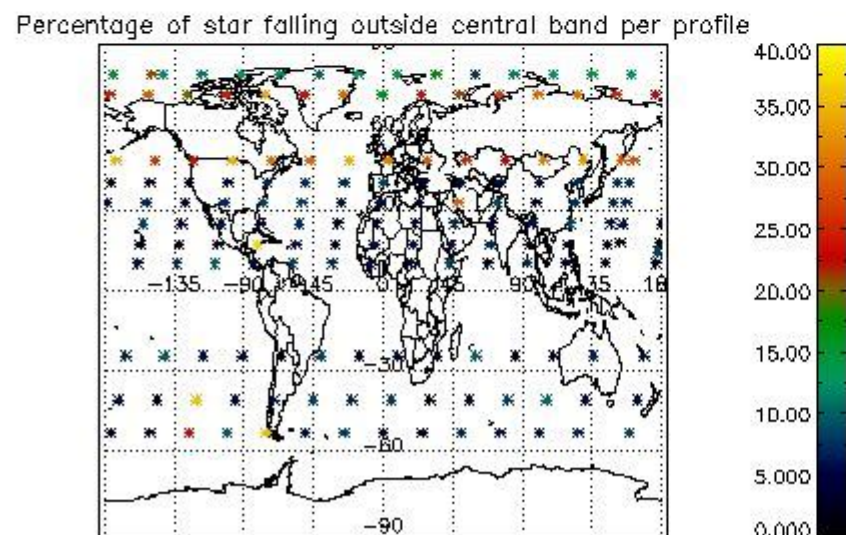
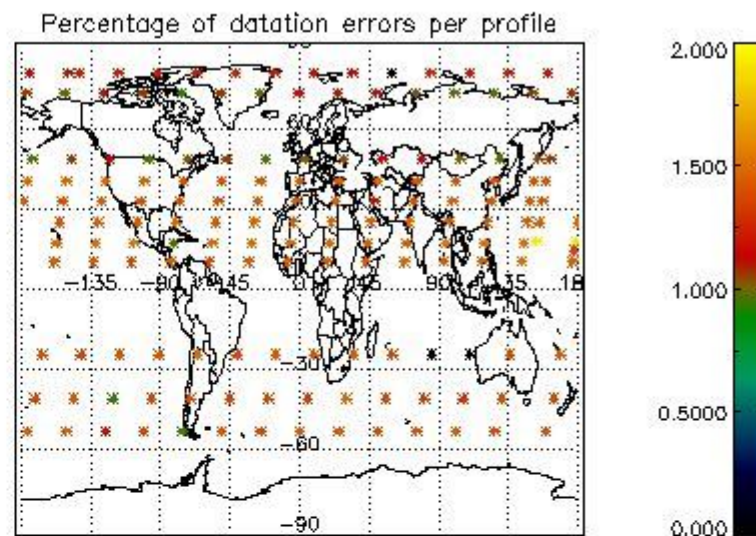
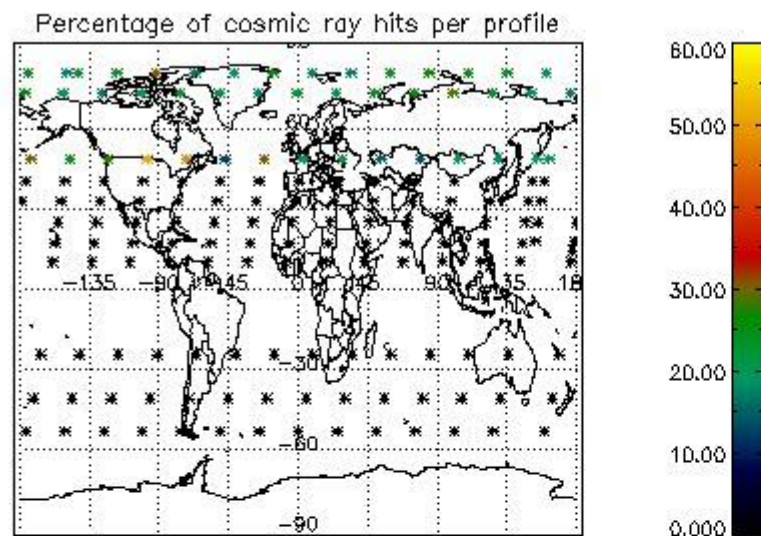


4.2 Plot quality information per product coming from level 1b processing (world map)

4.2.1 Plot level 1 quality information per product (world map): ENVISAT ASCENDING passes



4.2.2 Plot level 1 quality information per product (world map): ENVISAT DESCENDING passes



5. Trace gas profiles

5.1 Ozone statistics based on quality of products

The final quality of the products can be "measured" using the STD (Standard Deviation) attached to every point profile. This information is written to the parameter GOM_NL__2P/NL_LOCAL_SPECIES_DENSITY/o3_std of the level 2 products. The table below shows the statistics for given STD ranges.

The statistics are given with respect to the overall valid production:

- Products without fatal errors: GOM_NL__2P/MPH/PRODUCT_ERR=0
- Valid point profile: GOM_NL__2P/NL_LOCAL_SPECIES_DENSITY/pcd(0)=0

The 'Criteria' is applied to valid points of dark limb products:

- Products in dark limb illumination condition: GOM_NL__2P/NL_SUMMARY_QUALITY/obs_ill_cond=0
- Products without fatal errors: GOM_NL__2P/MPH/PRODUCT_ERR=0
- Valid point profile: GOM_NL__2P/NL_LOCAL_SPECIES_DENSITY/pcd(0)=0

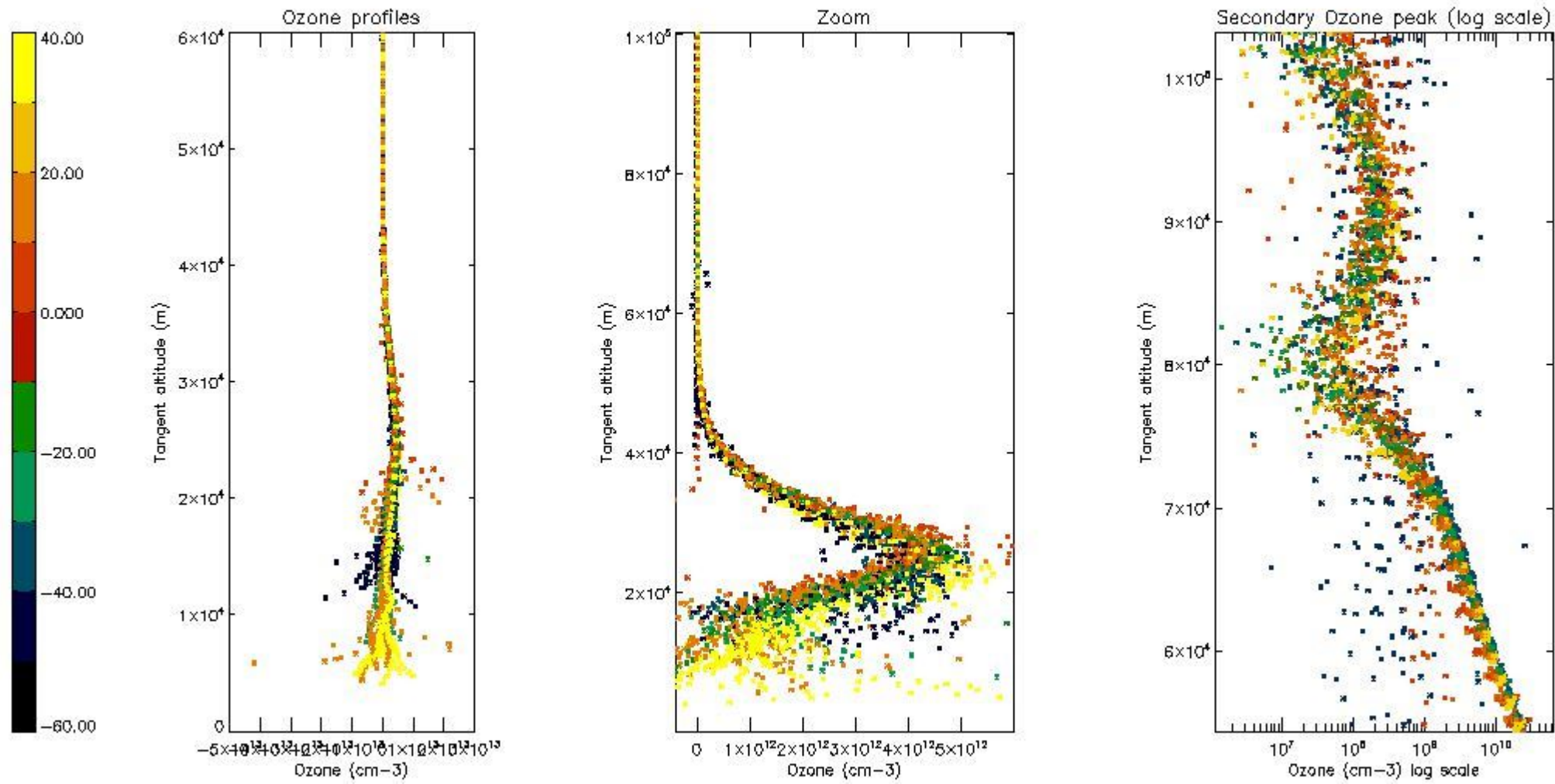
So, the table below shows the percentage of dark limb and valid observations for each criteria with respect to the overall valid daily observations.

Criteria	% of total production
All STD	36
STD < 20	20

STD < 10	15
STD < 5	8

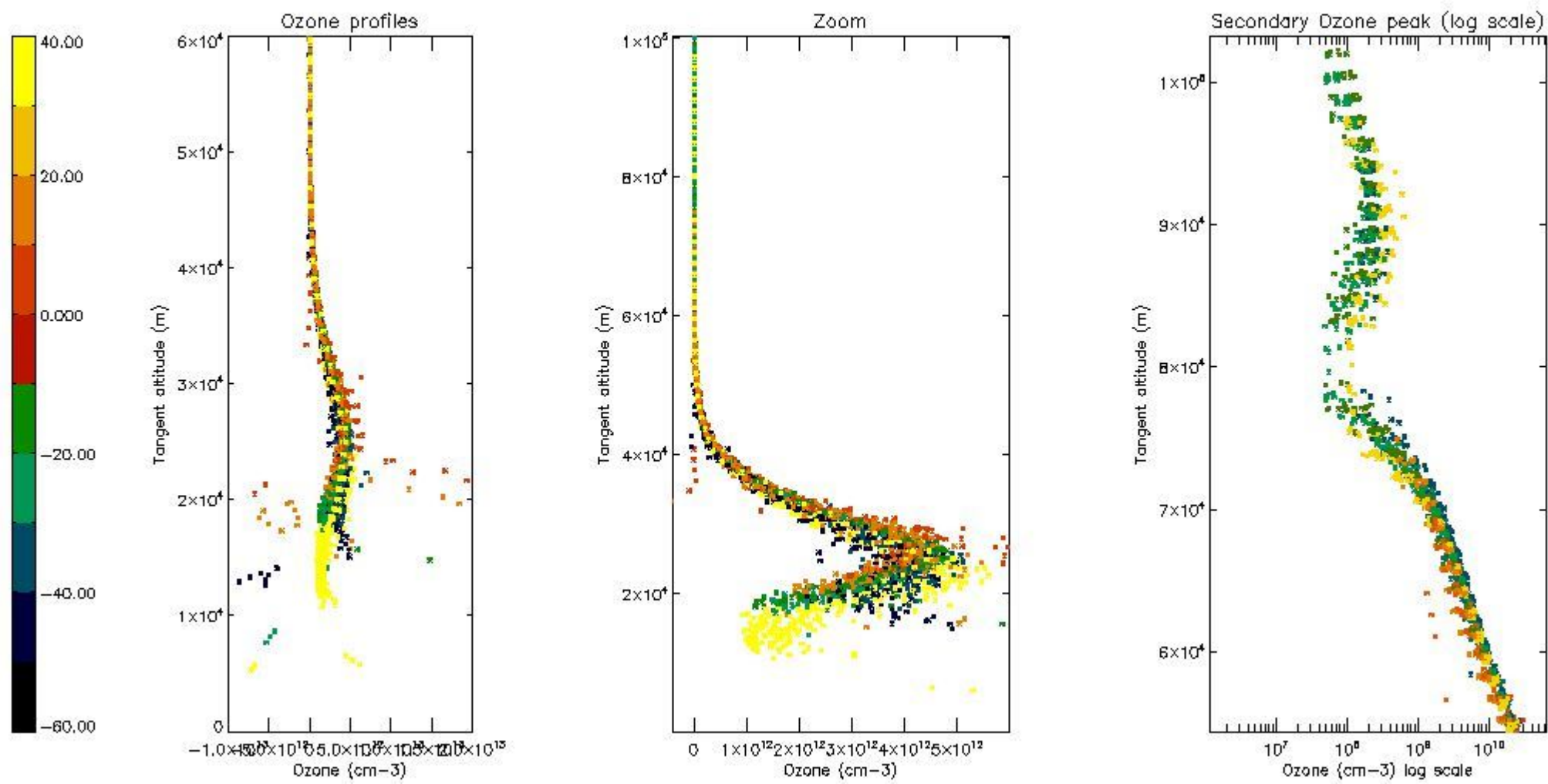
5.2 Plot ozone profiles for all STD (dark without errors)

The colorbar represents the latitude.



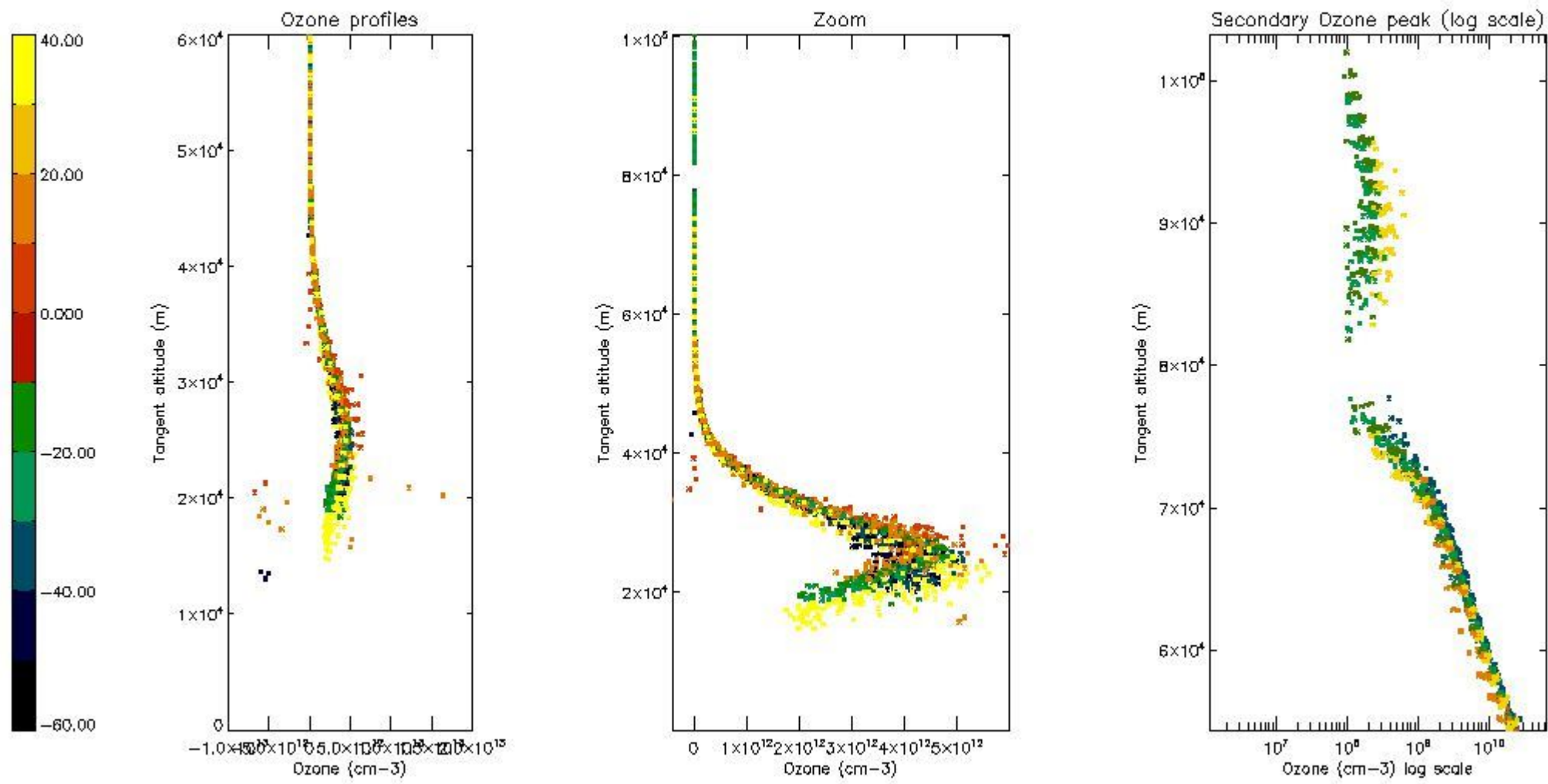
5.3 Plot ozone profiles where STD < 20% (dark without errors)

The colorbar represents the latitude.



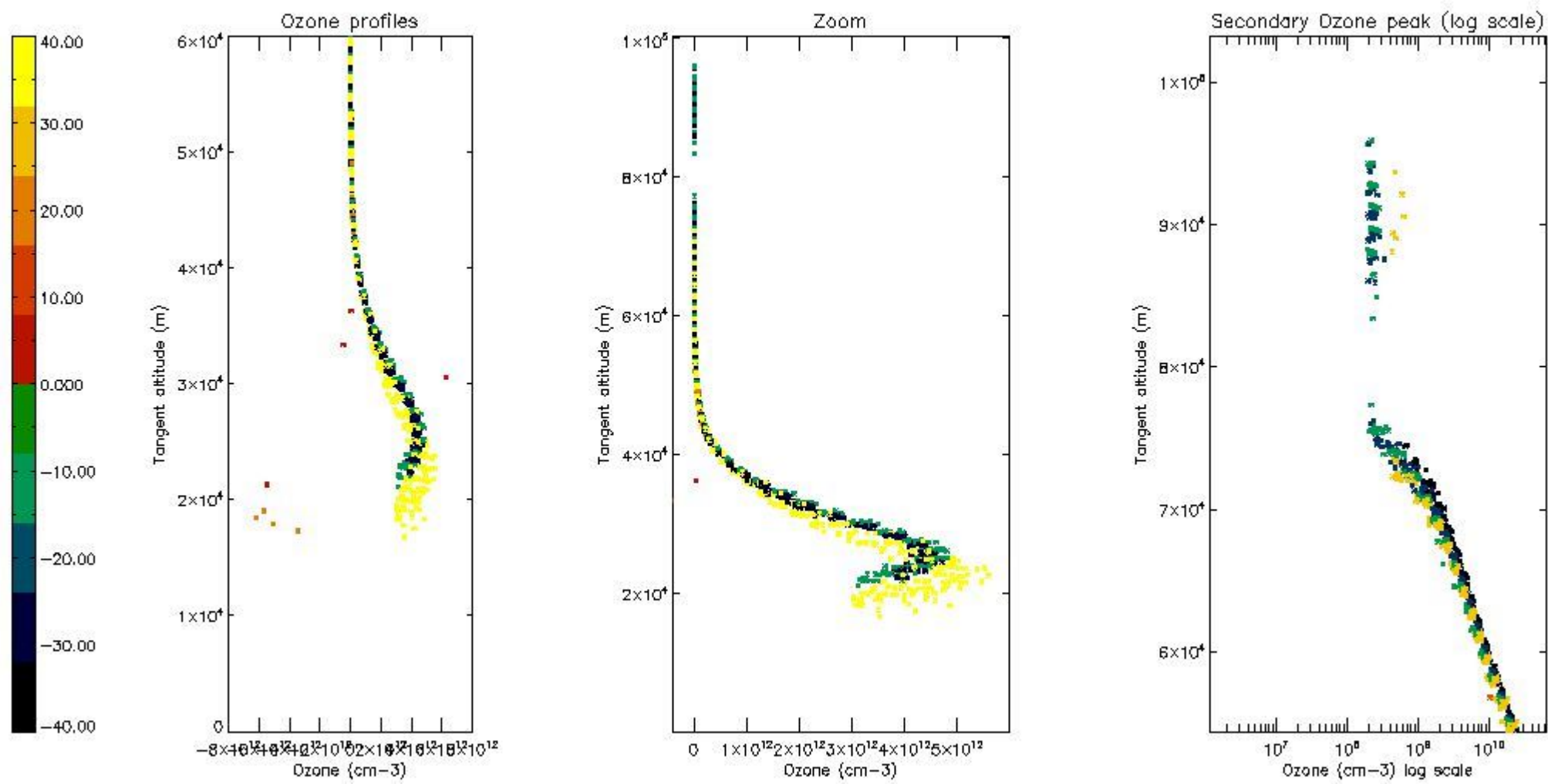
5.4 Plot ozone profiles where STD < 10% (dark without errors)

The colorbar represents the latitude.



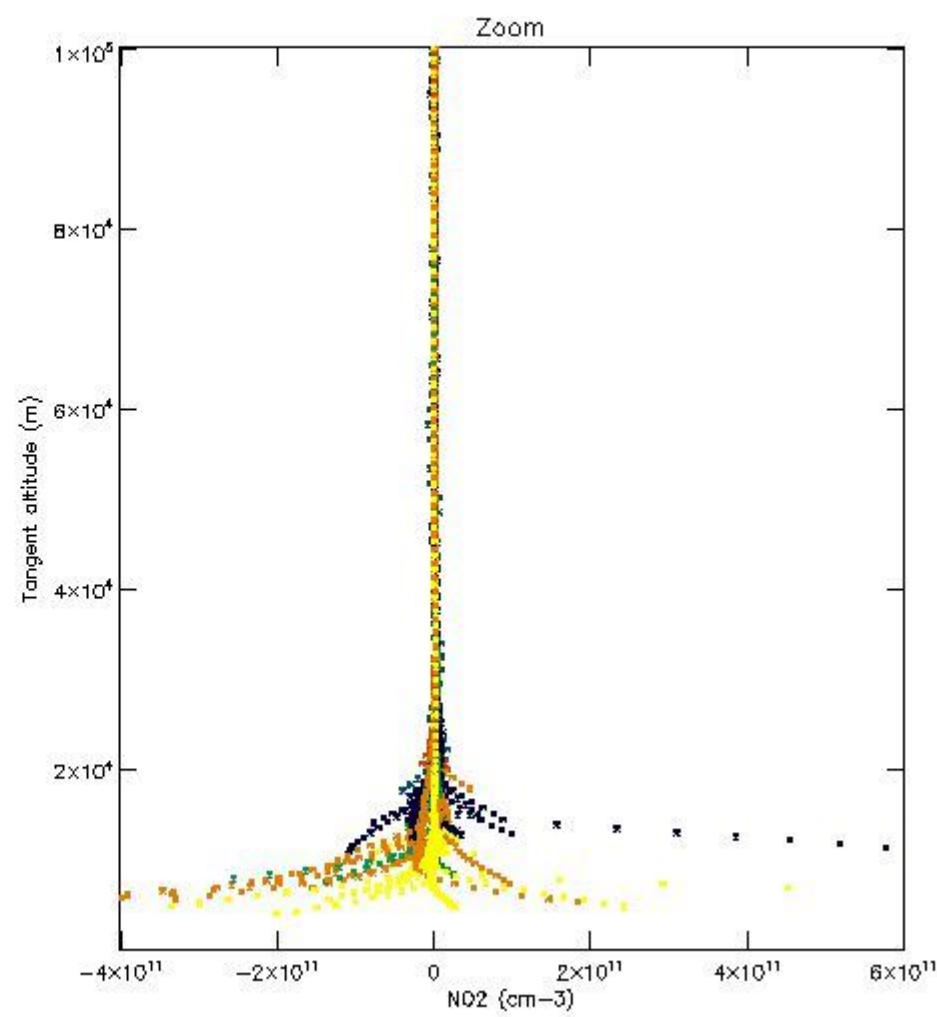
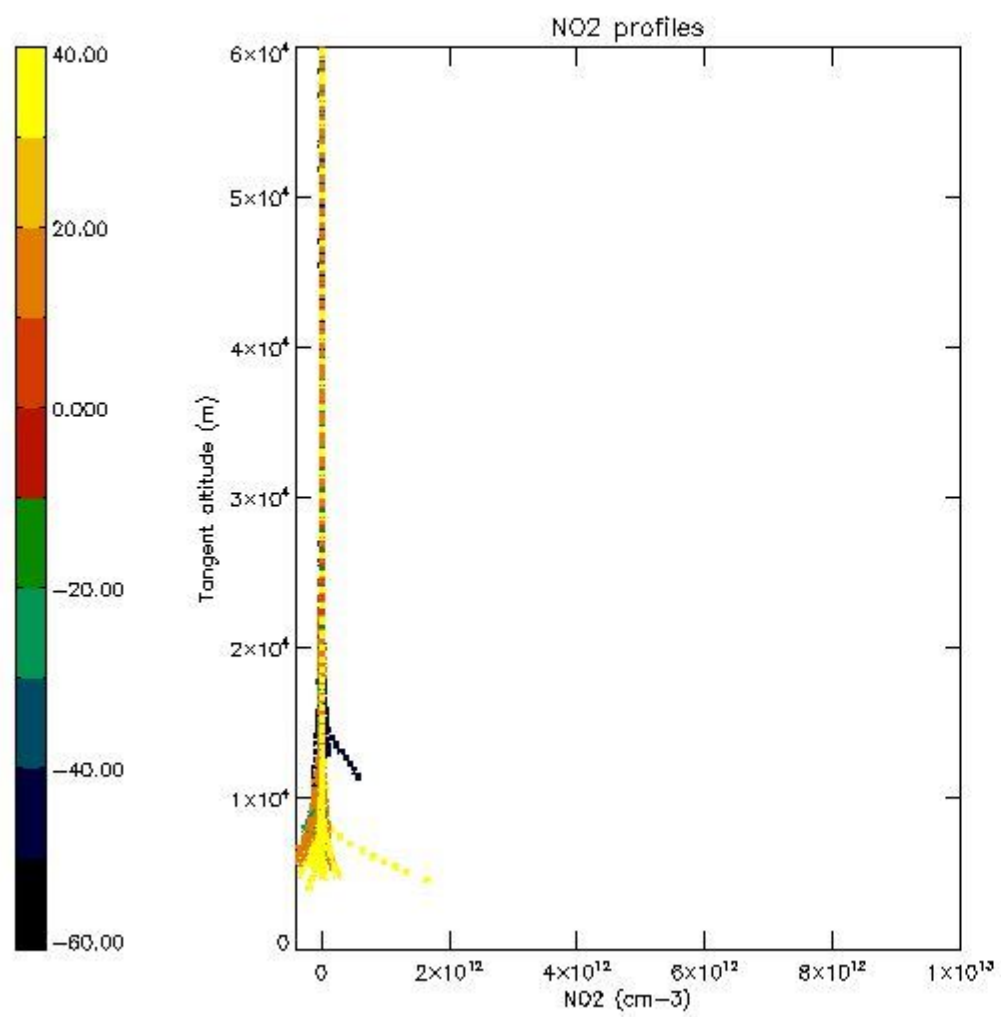
5.5 Plot ozone profiles where STD < 5% (dark without errors)

The colorbar represents the latitude.



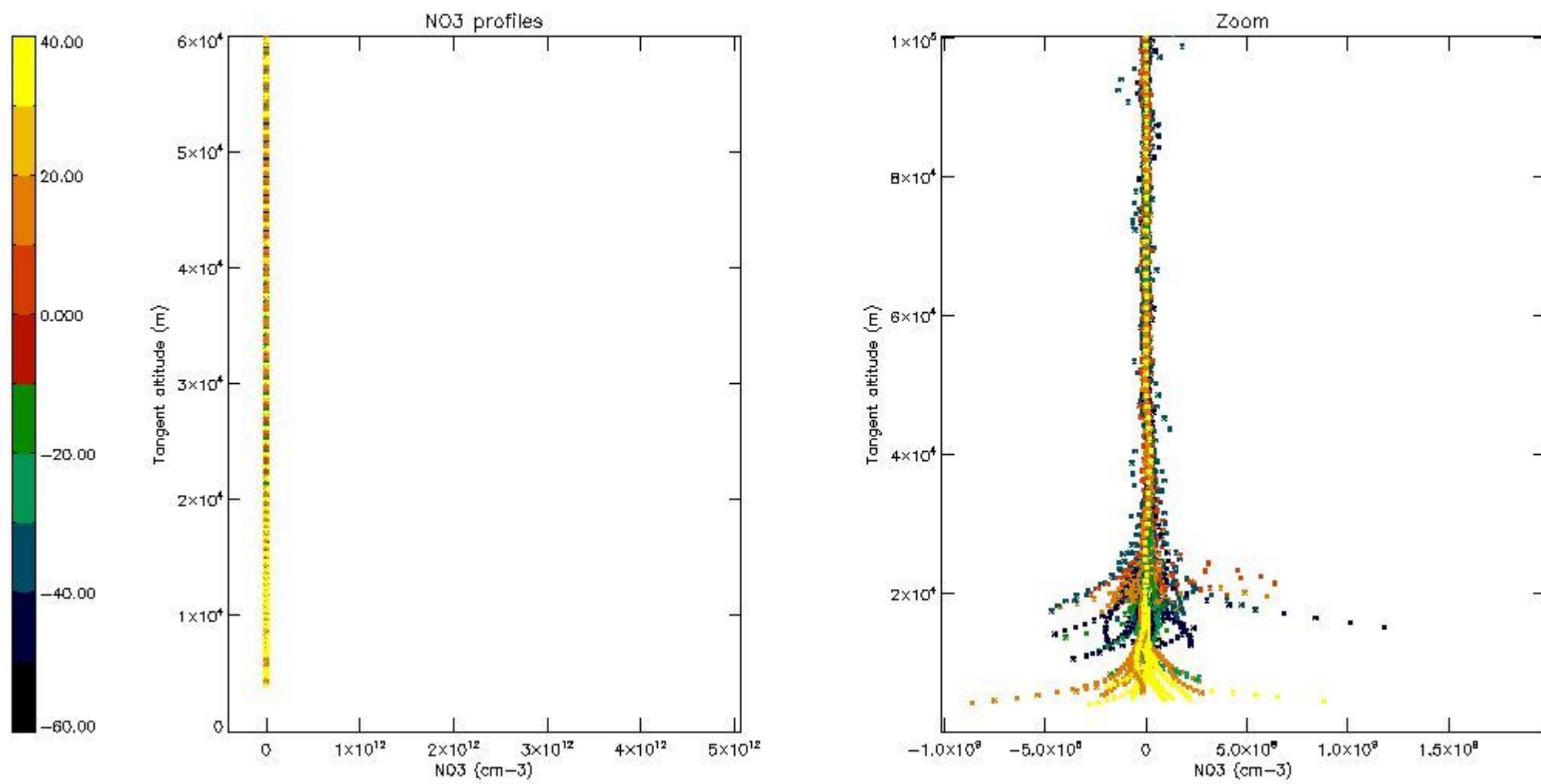
5.6 Plot NO₂ profiles for all STD (dark without errors)

The colorbar represents the latitude.



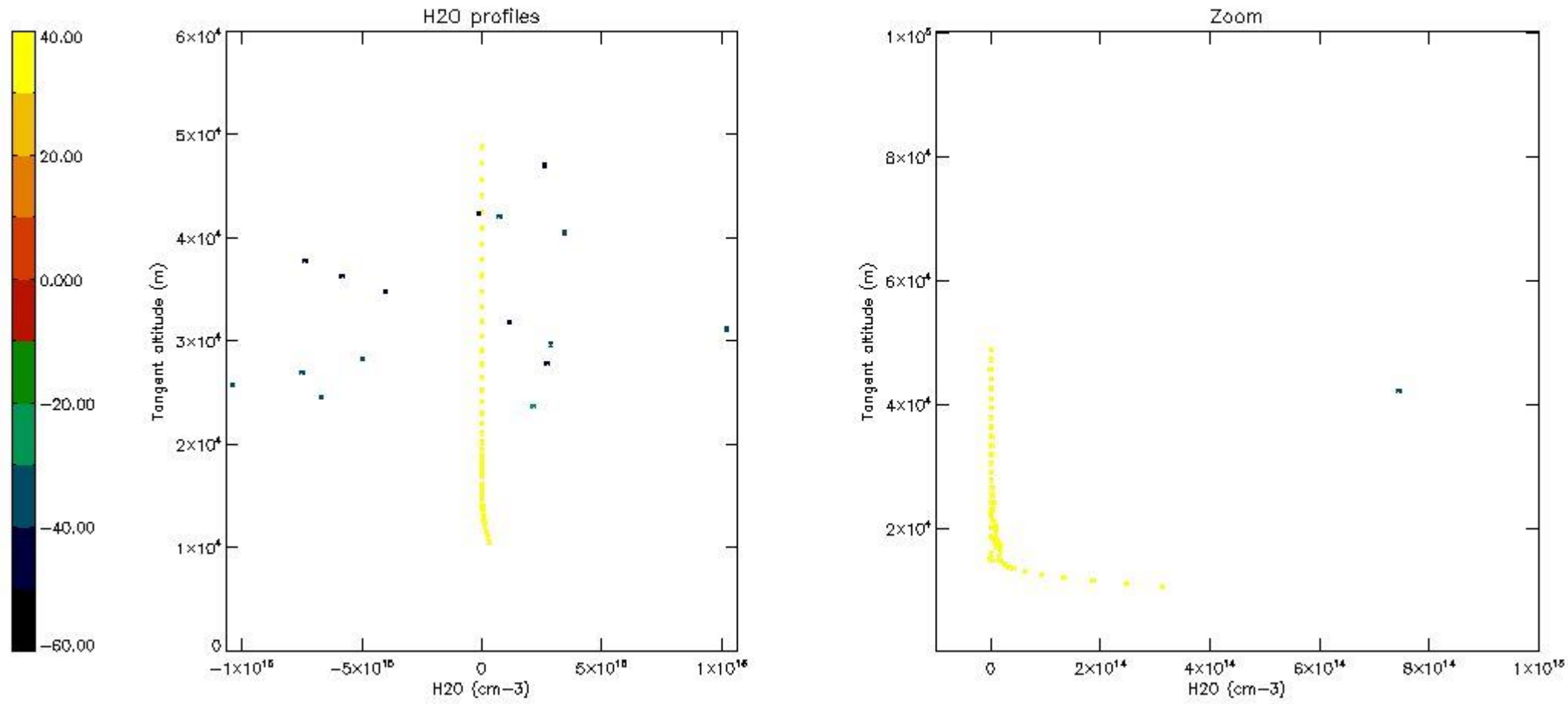
5.7 Plot NO3 profiles for all STD (dark without errors)

The colorbar represents the latitude.



5.8 Plot H₂O profiles for all STD (only for occultations of stars 1,2,3,4,13,14,16,26,63 dark without errors)

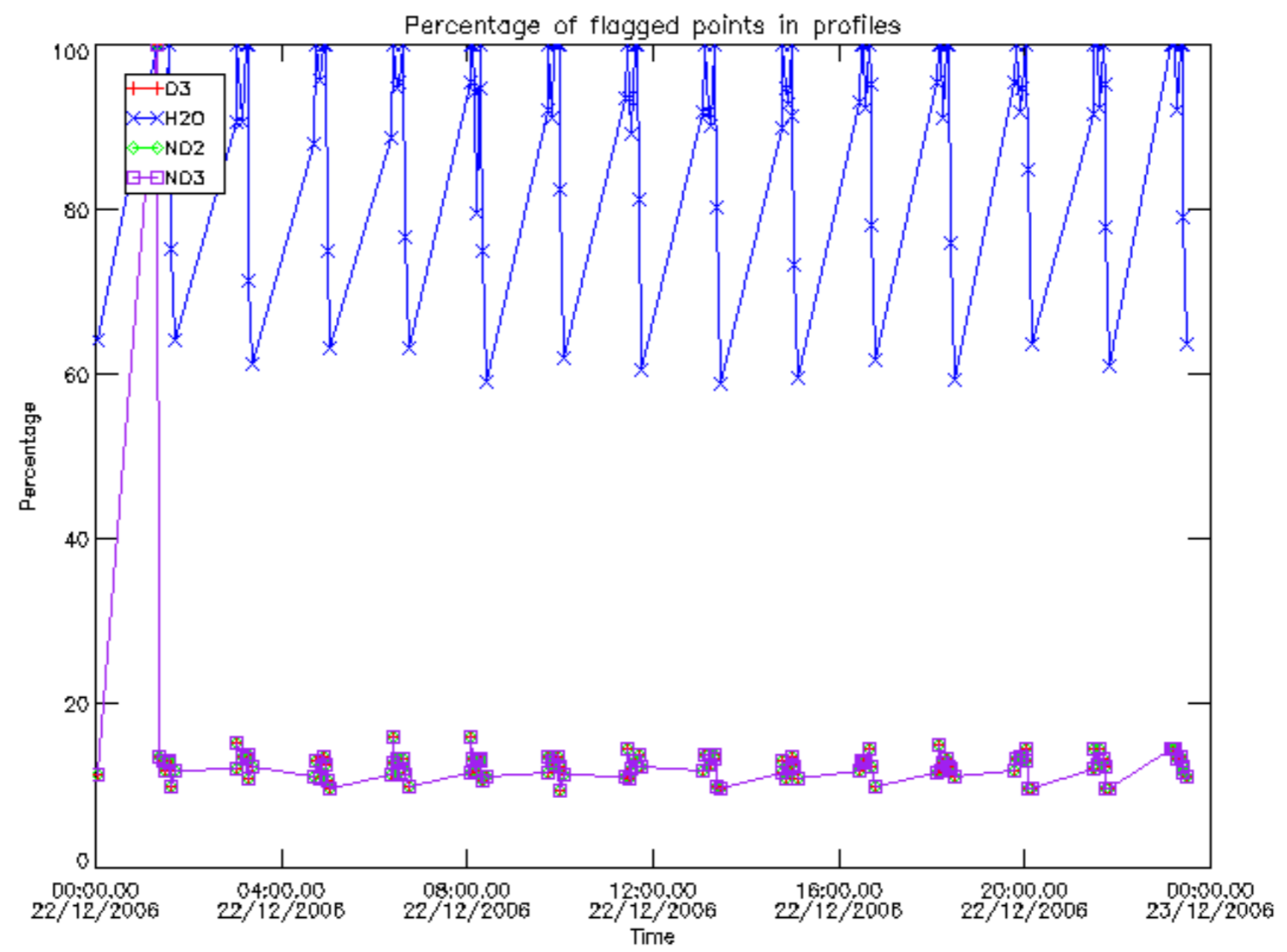
The colorbar represents the latitude.



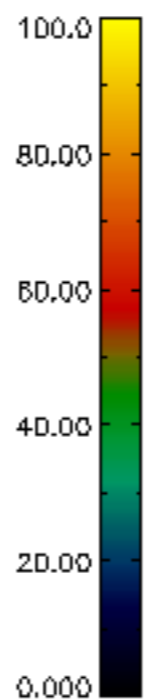
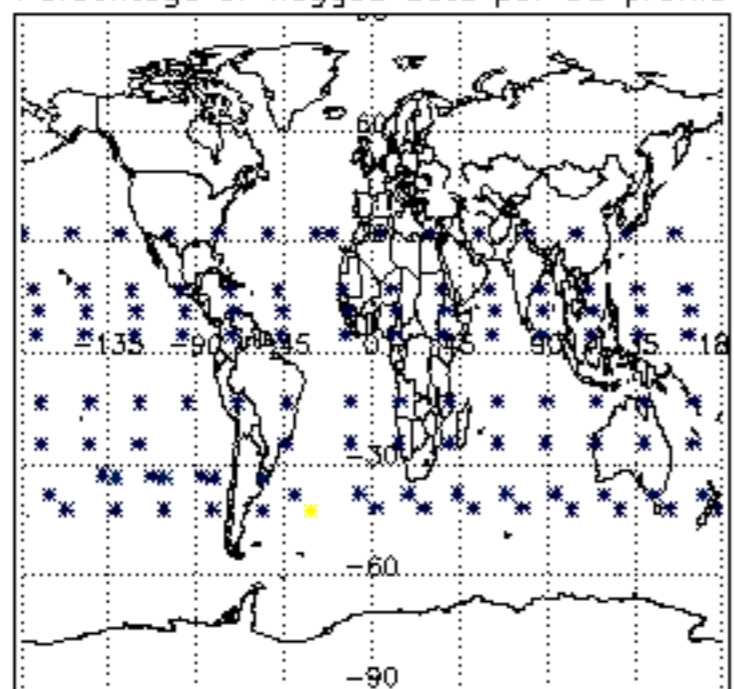
6. Auxiliary Data Files used for the production reported in section 2

The number reported in the third column indicates since which file (see list in section 2) the corresponding auxiliary file has been used. The fourth column is the date of those product files.

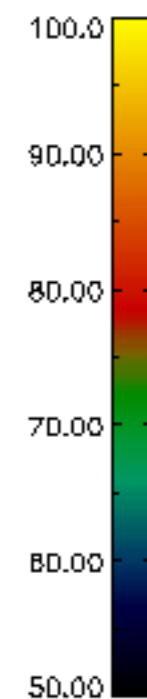
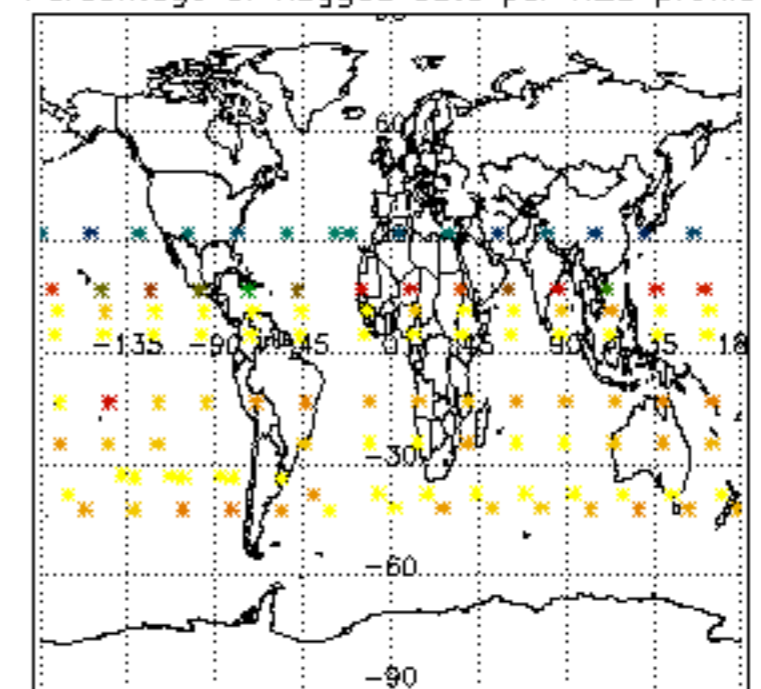
Type	Auxiliary Filename	Used since product	Used since product date
INST_PHYS_CHARACTERISTICS	GOM_INS_AXVIEC20091111_143220_20030716_120000_20500101_000000	1	22-DEC-2006 00:01:33
LEVEL-2_PROC_CONFIG	GOM_PR2_AXVIEC20091111_152718_20020301_000000_20500101_000000	1	22-DEC-2006 00:01:33
CROSS_SECTIONS_FILE	GOM_CRS_AXVIEC20091111_154832_20020301_000000_20500101_000000	1	22-DEC-2006 00:01:33



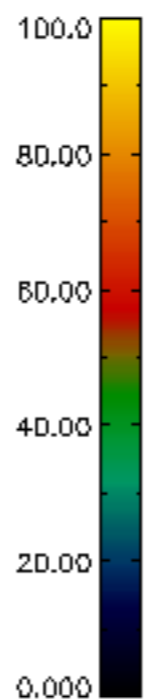
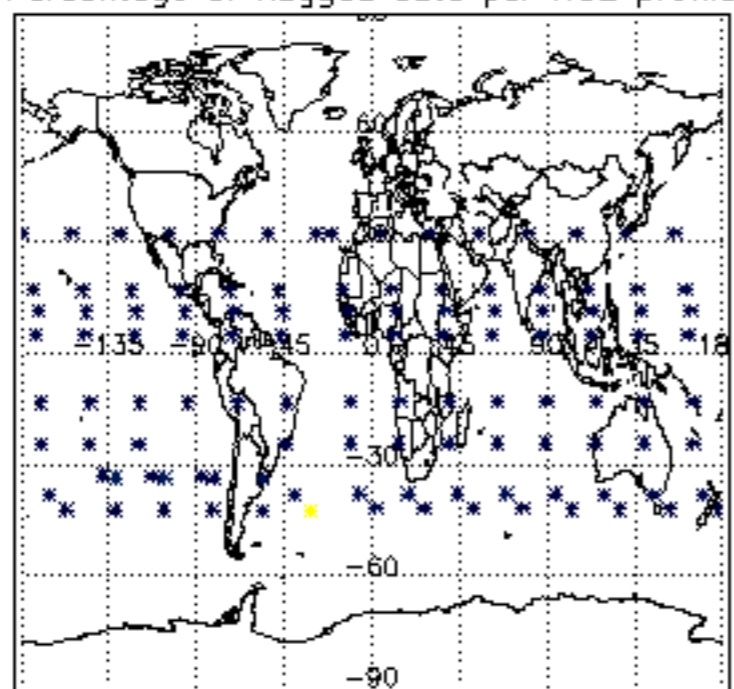
Percentage of flagged data per D3 profile



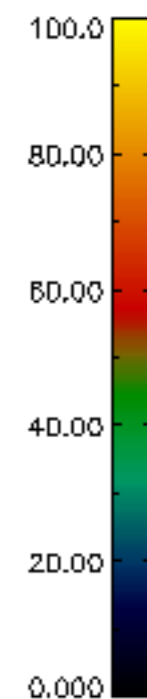
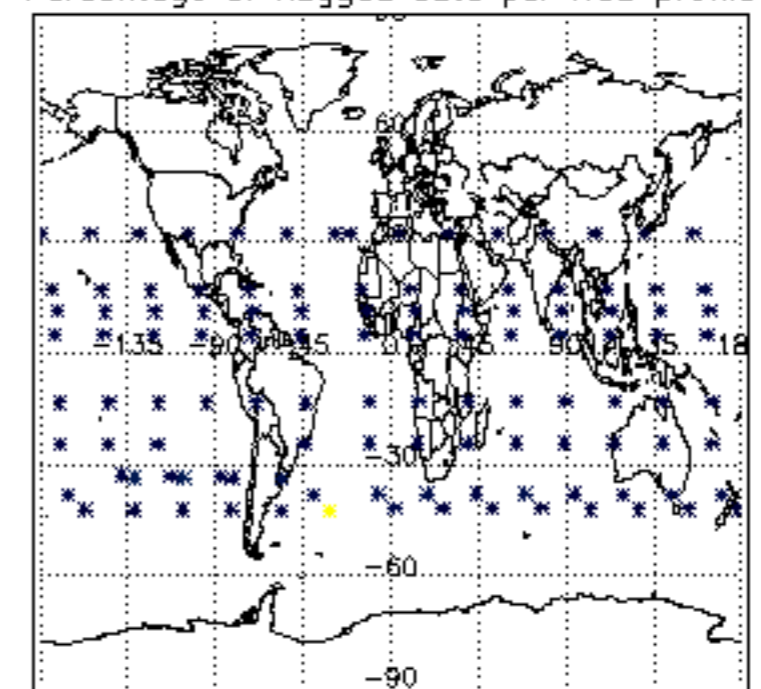
Percentage of flagged data per H2O profile

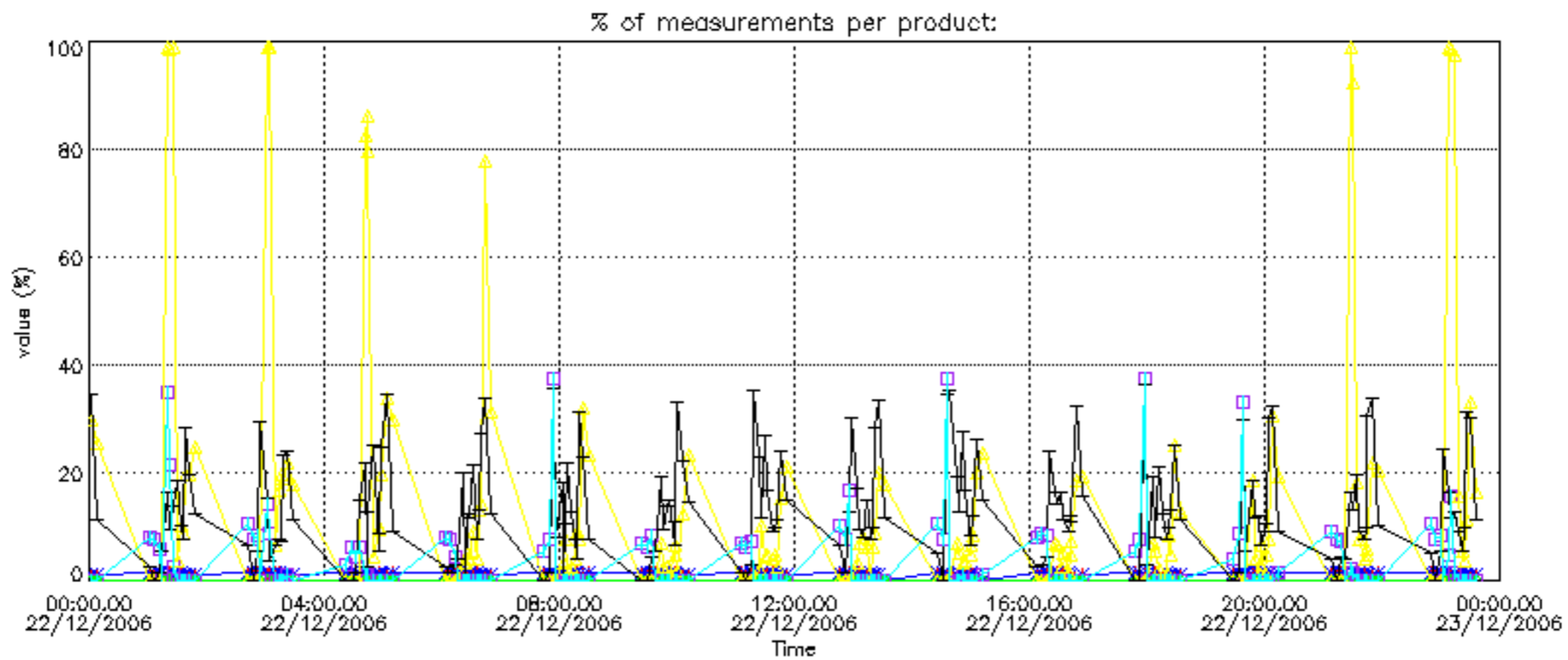


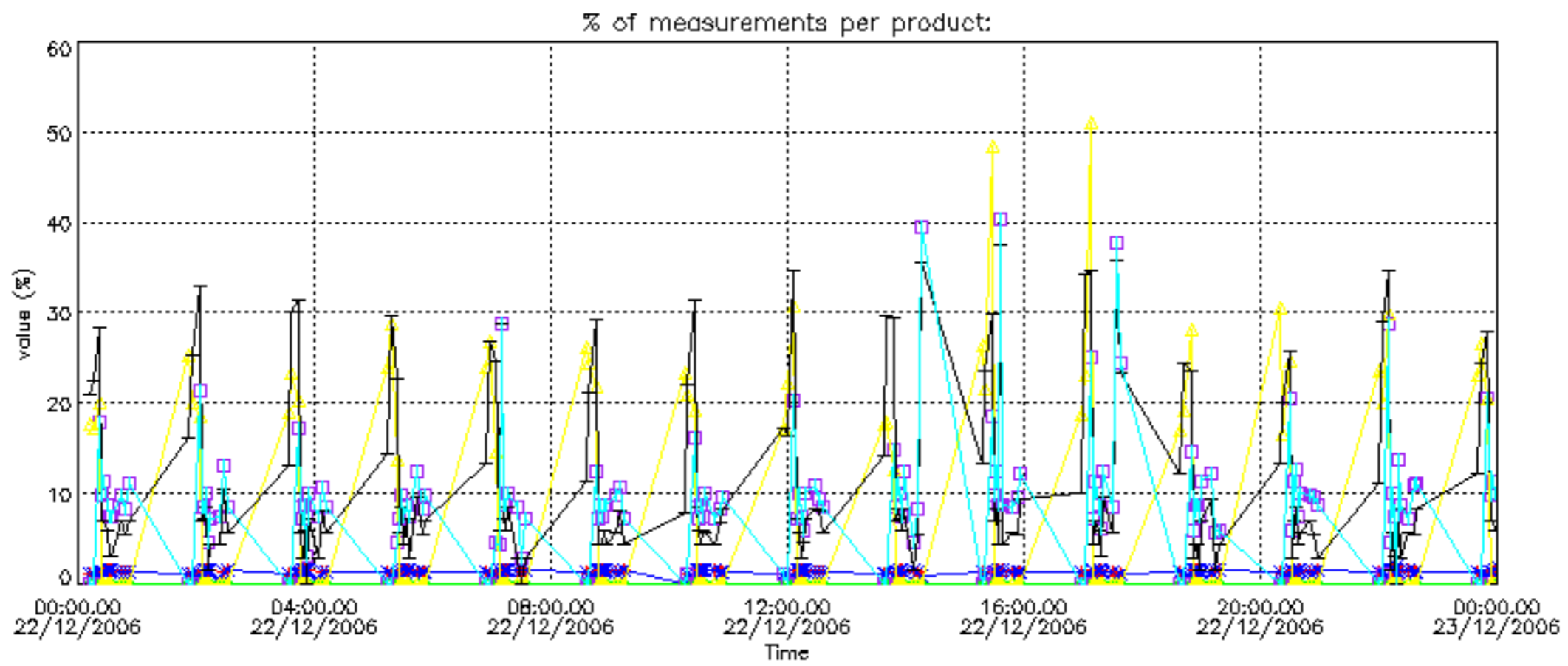
Percentage of flagged data per NO2 profile



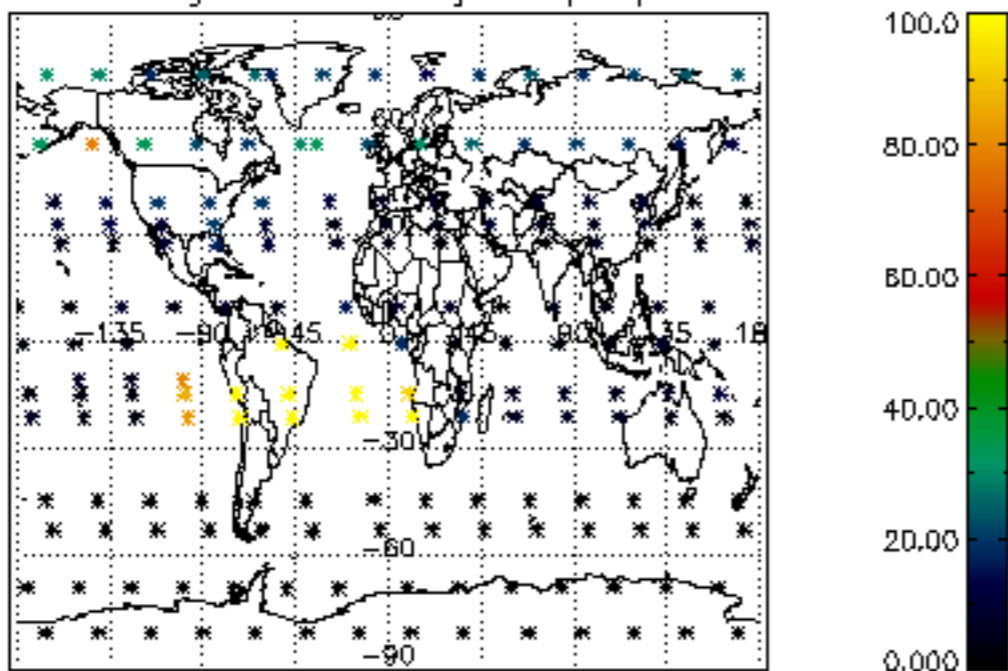
Percentage of flagged data per NO3 profile



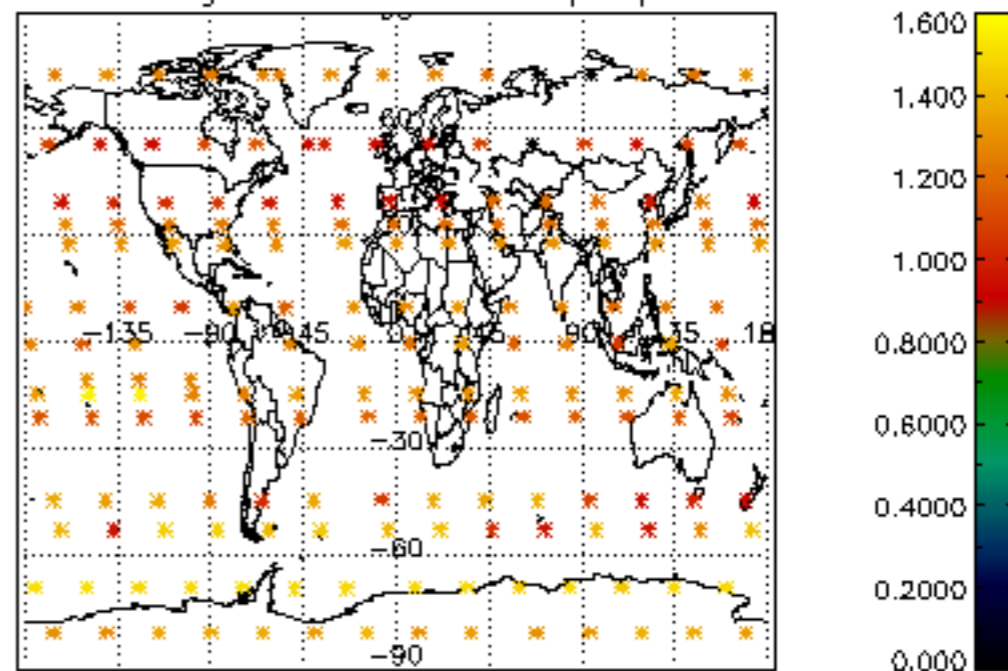




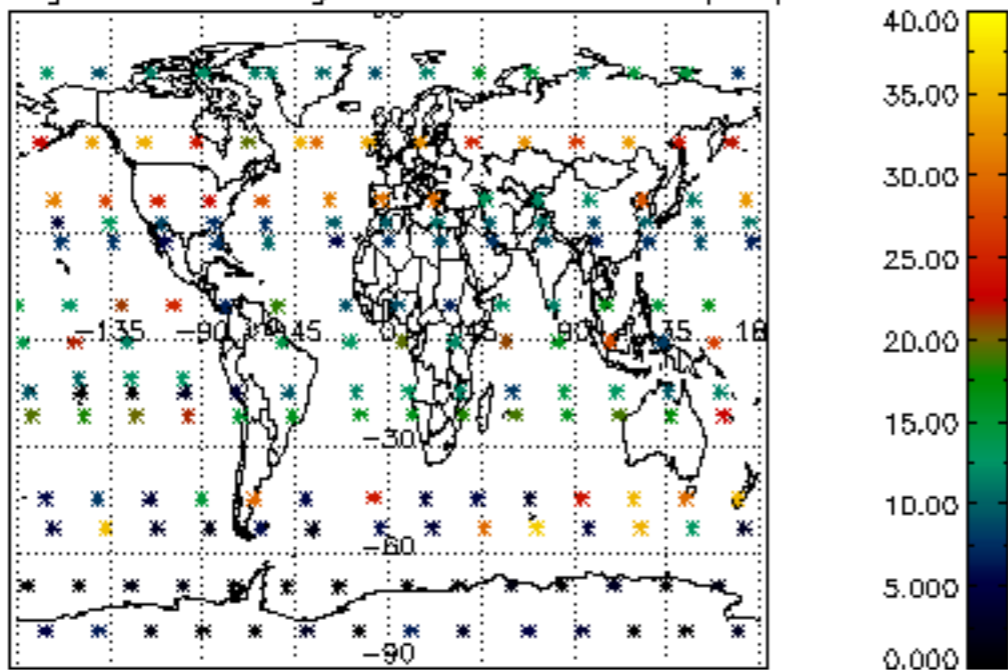
Percentage of cosmic ray hits per profile



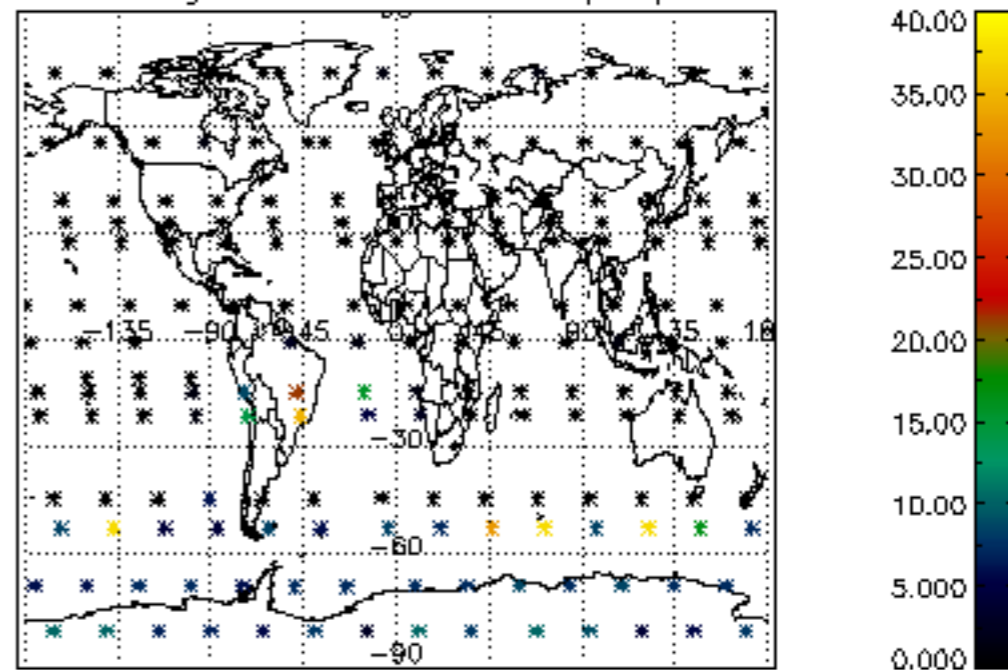
Percentage of datation errors per profile



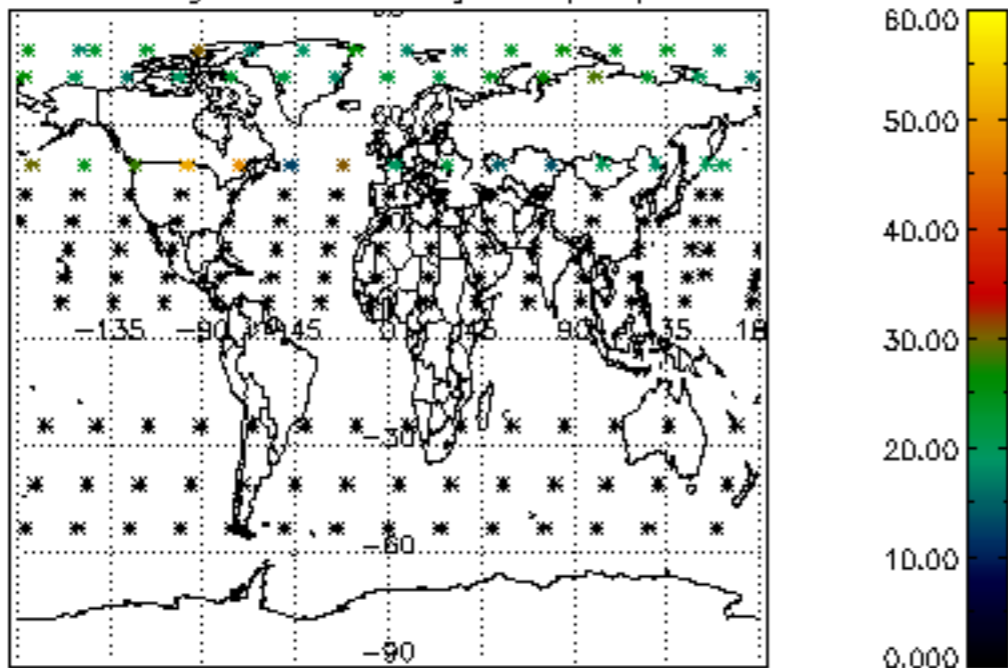
Percentage of star falling outside central band per profile



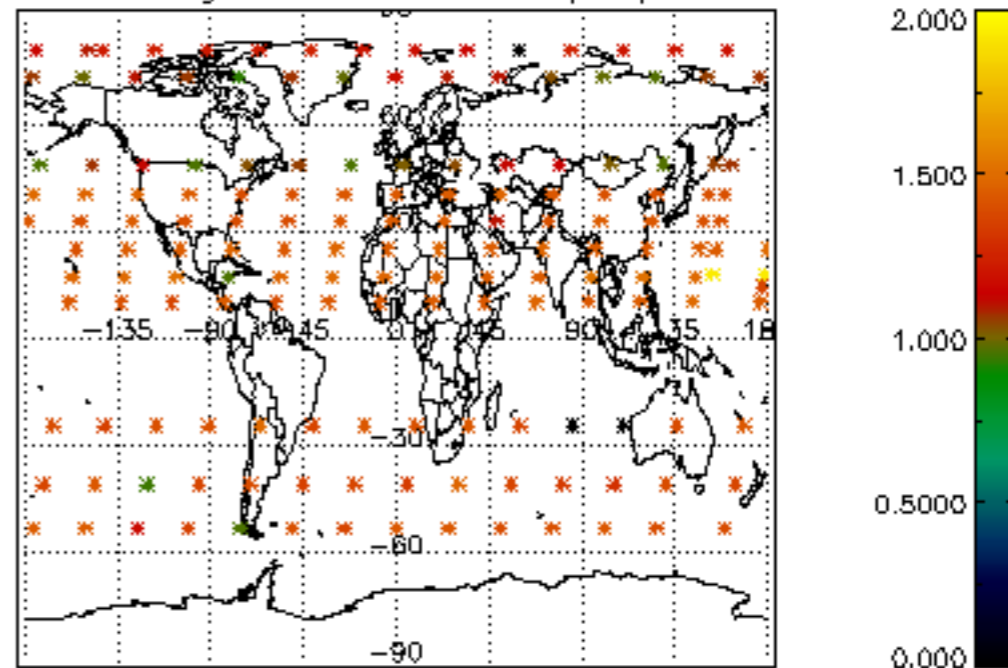
Percentage of saturation errors per profile



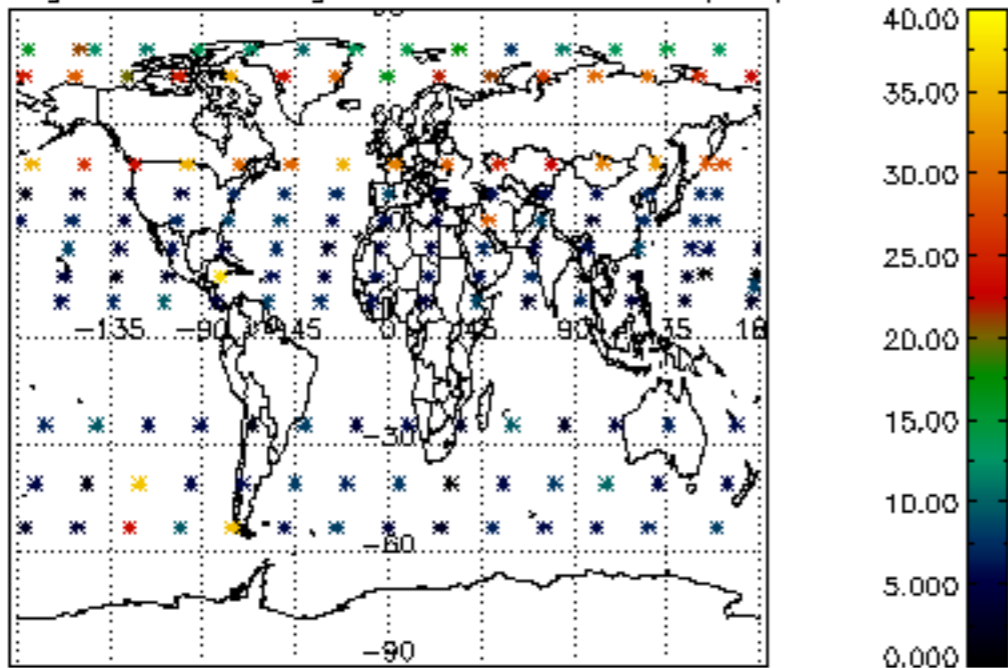
Percentage of cosmic ray hits per profile



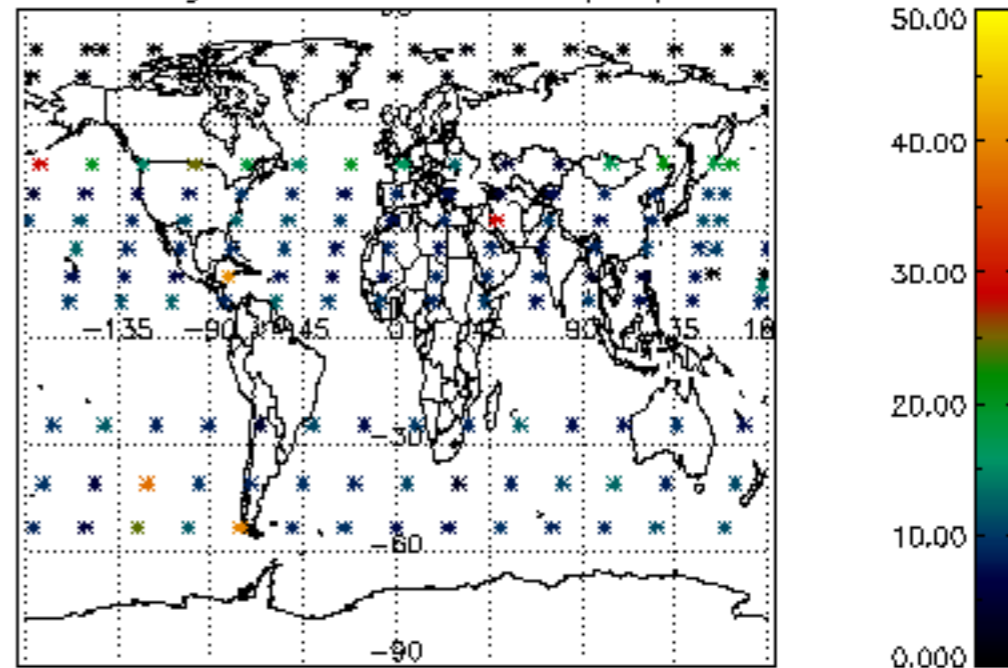
Percentage of datation errors per profile

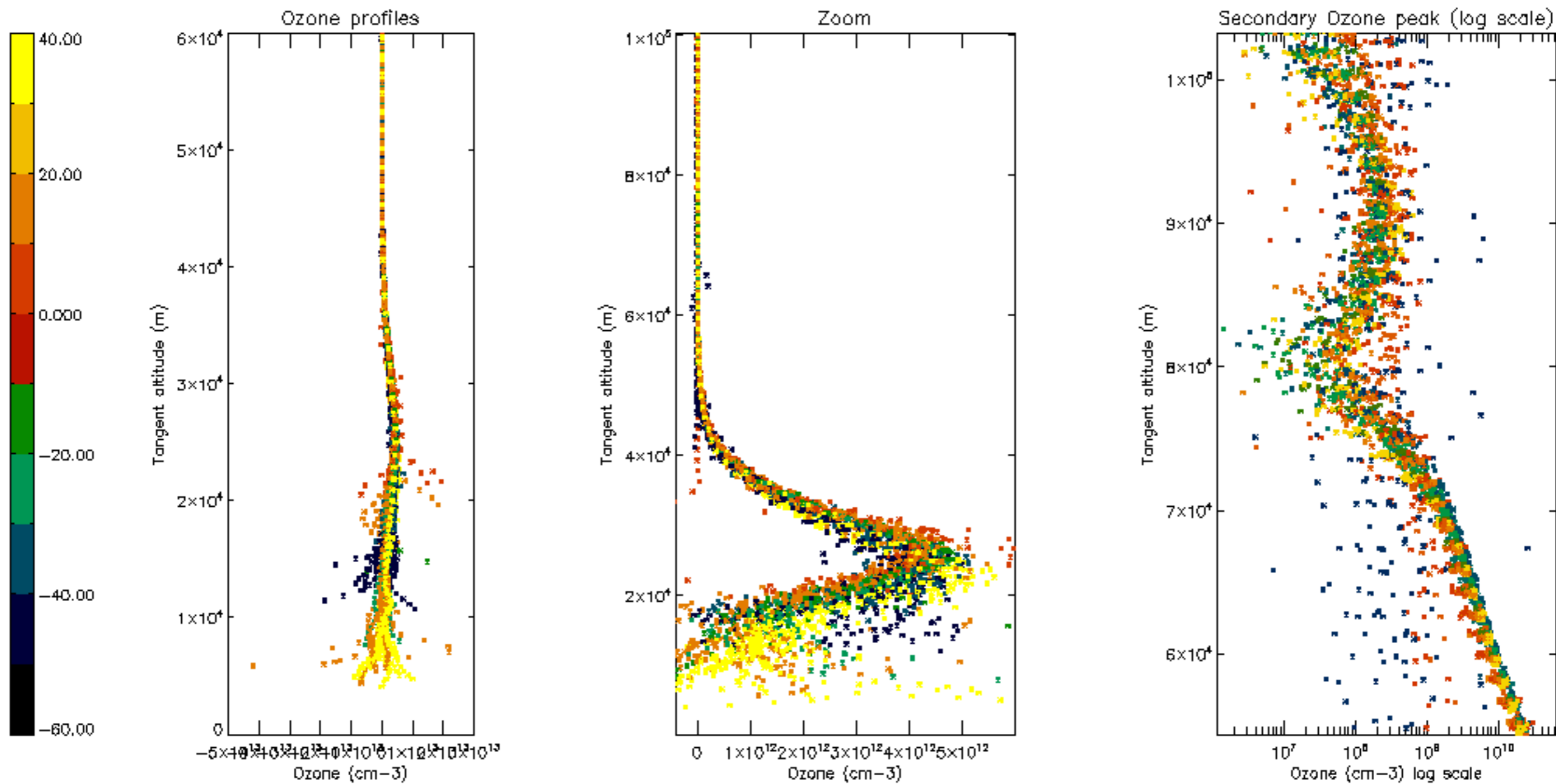


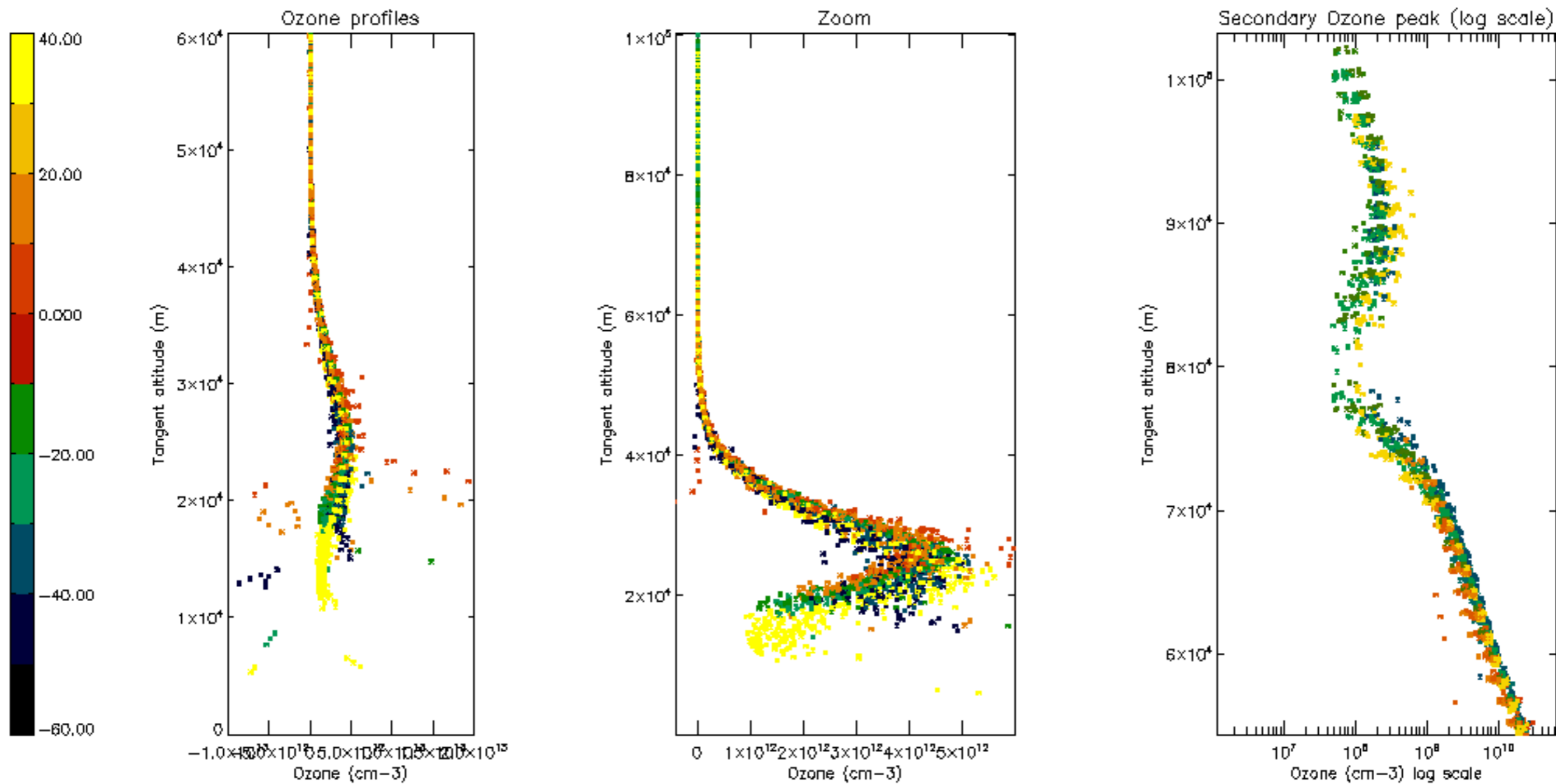
Percentage of star falling outside central band per profile

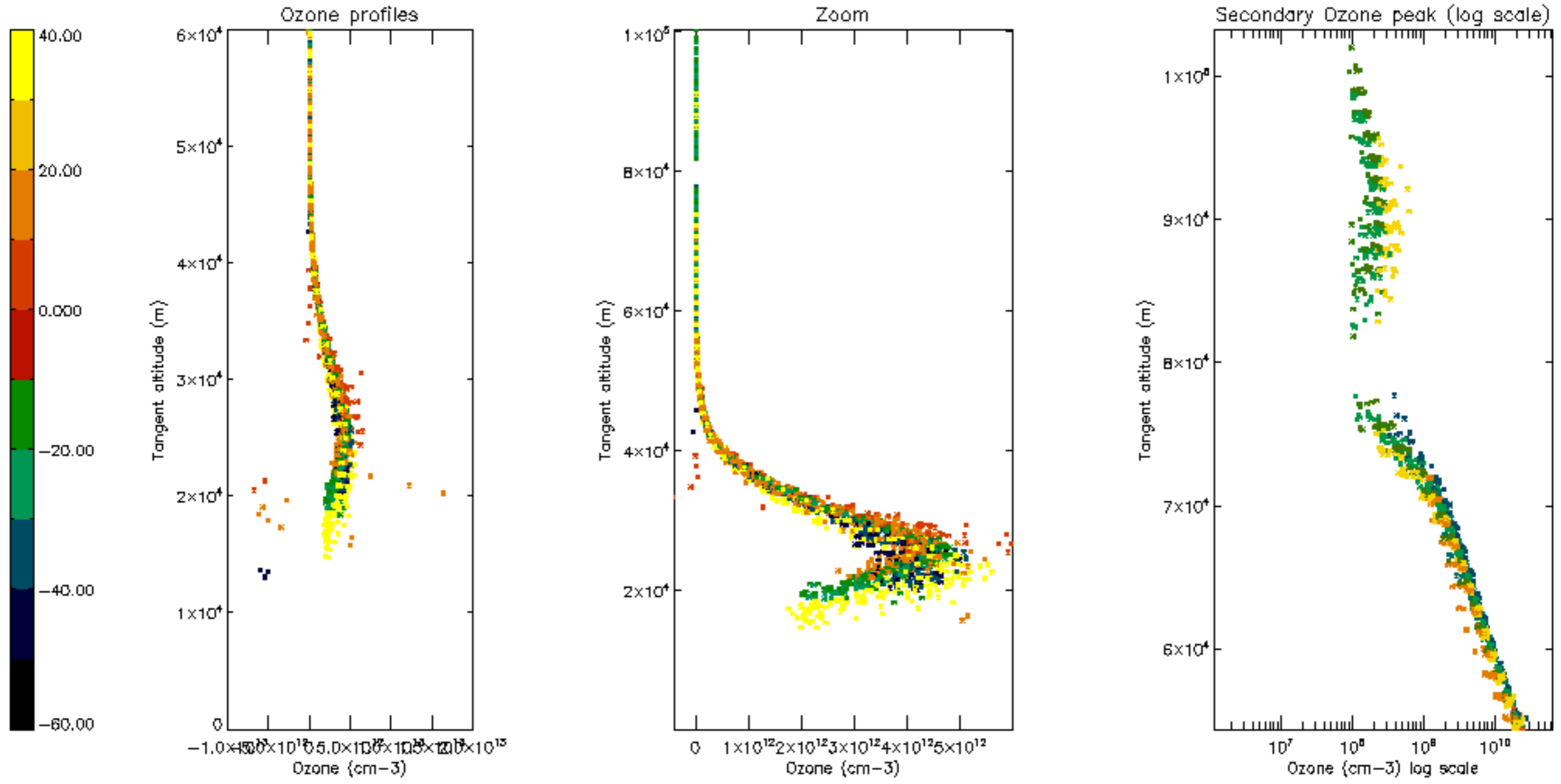


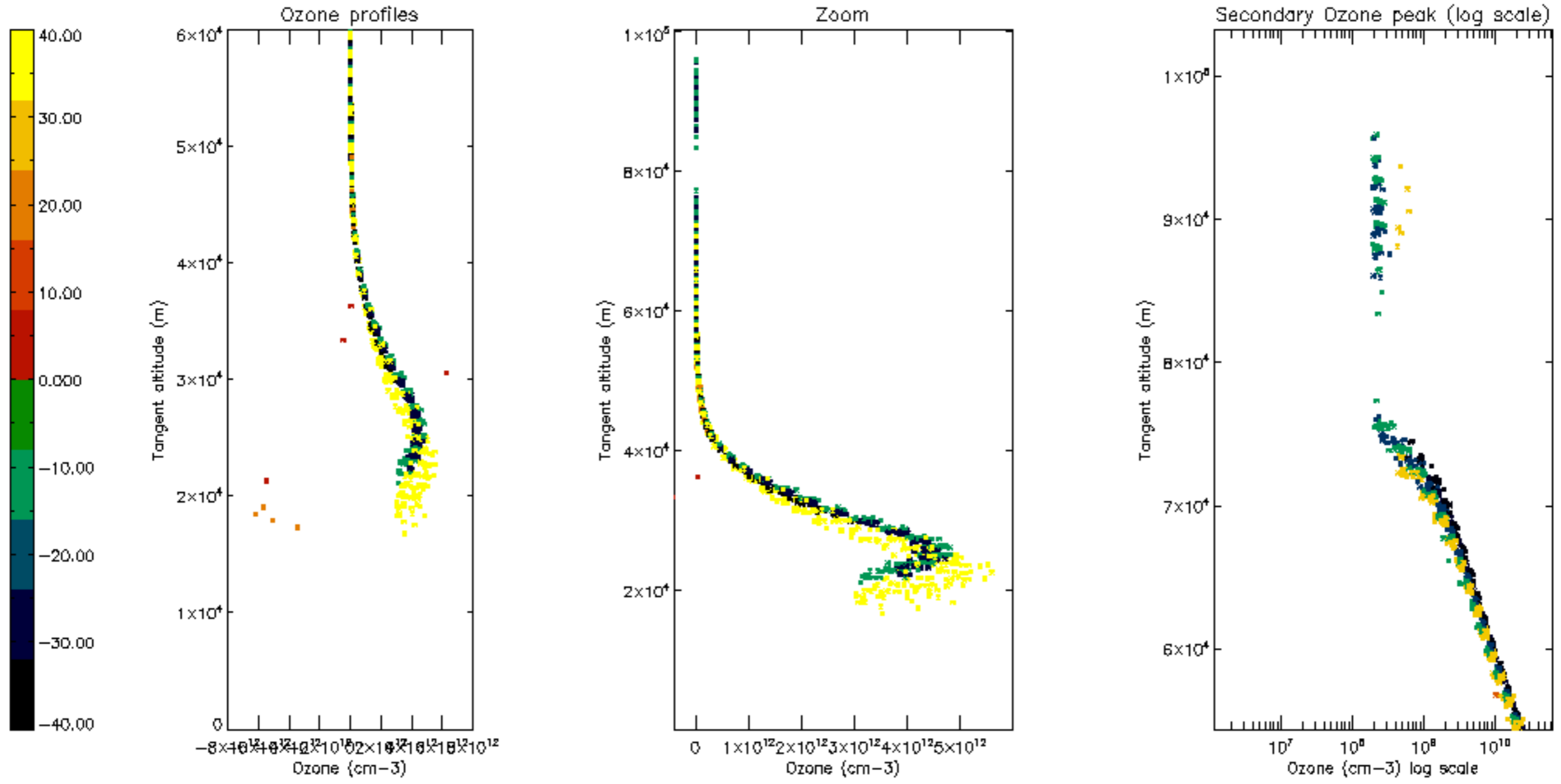
Percentage of saturation errors per profile

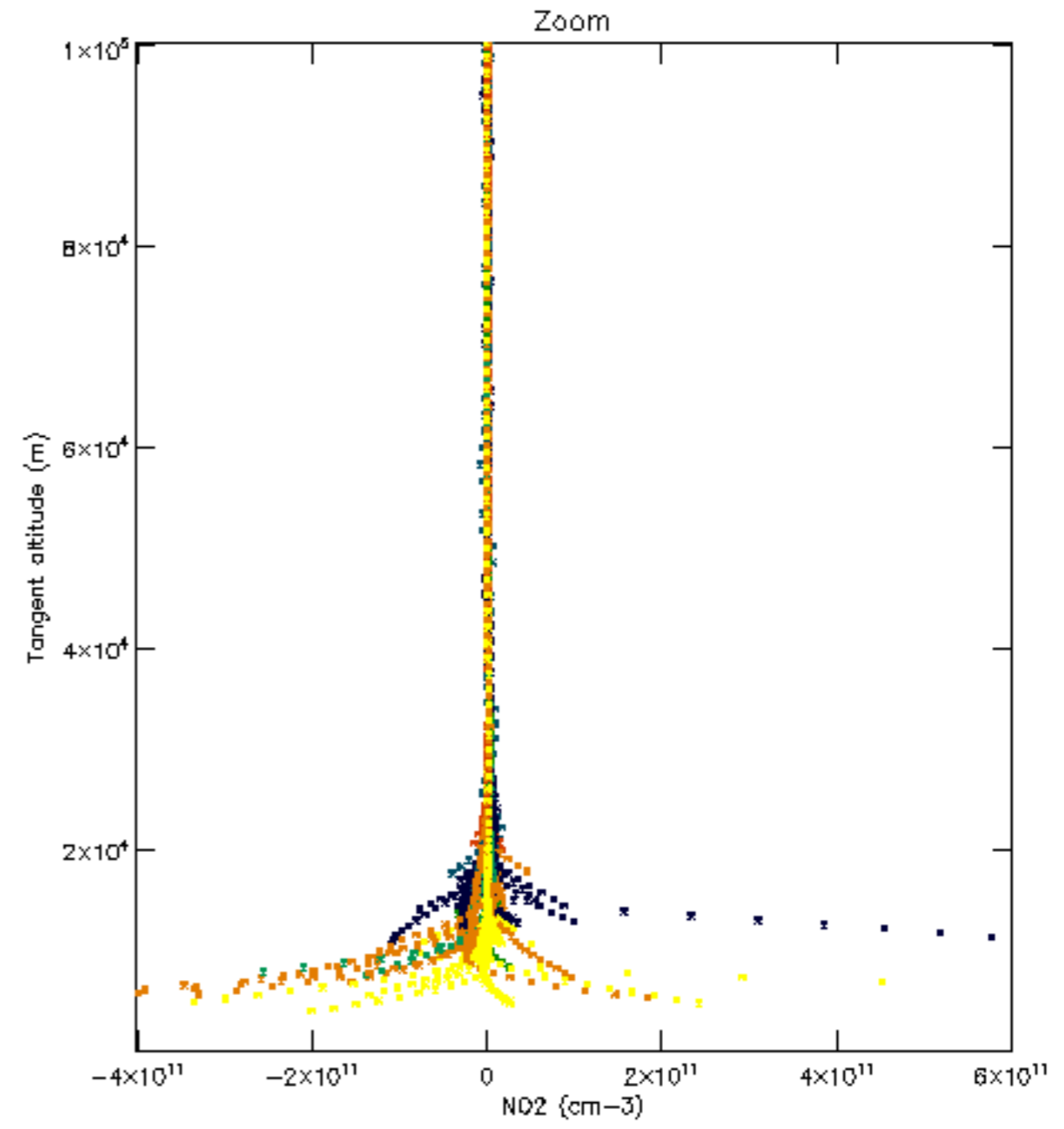
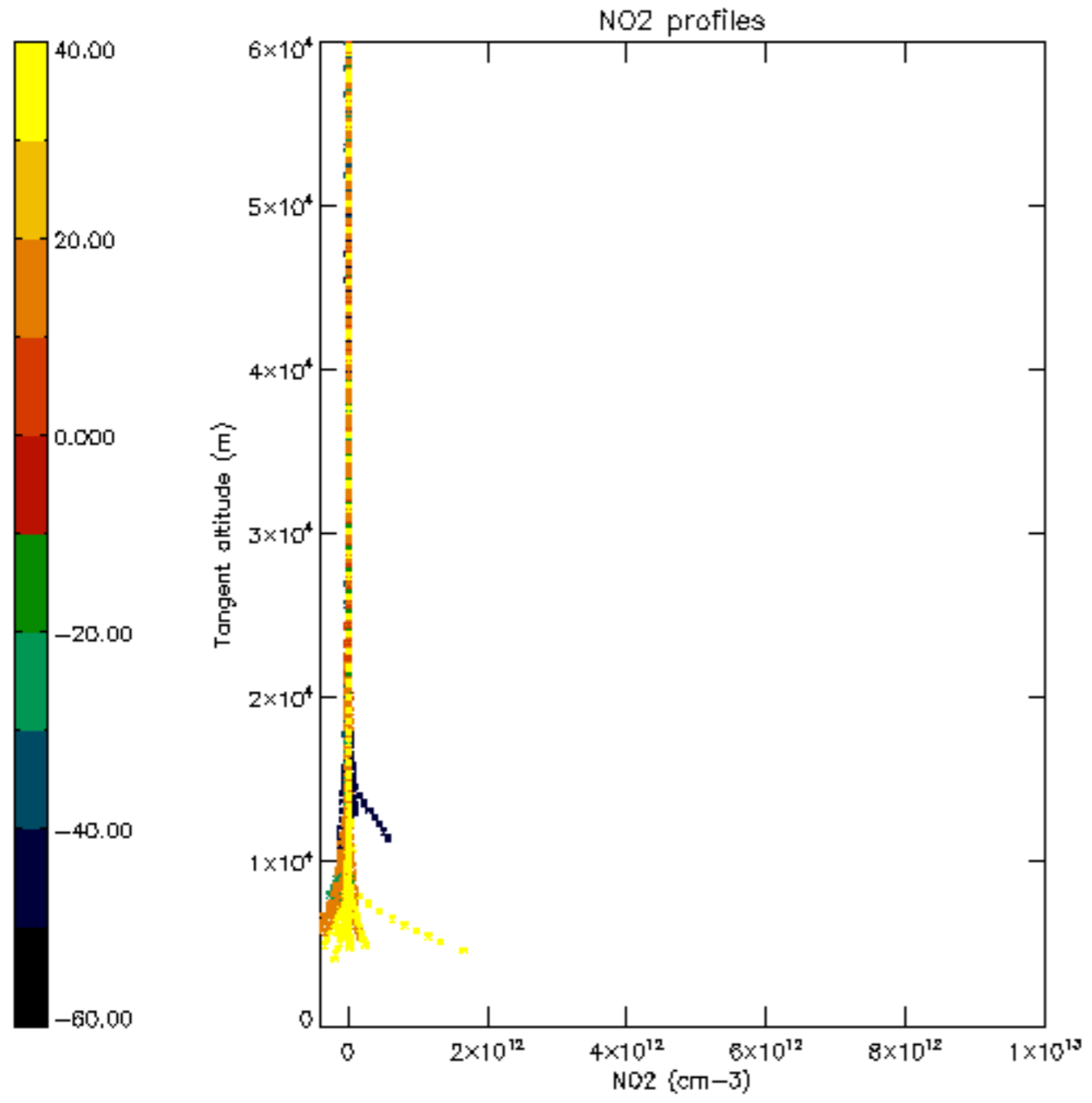


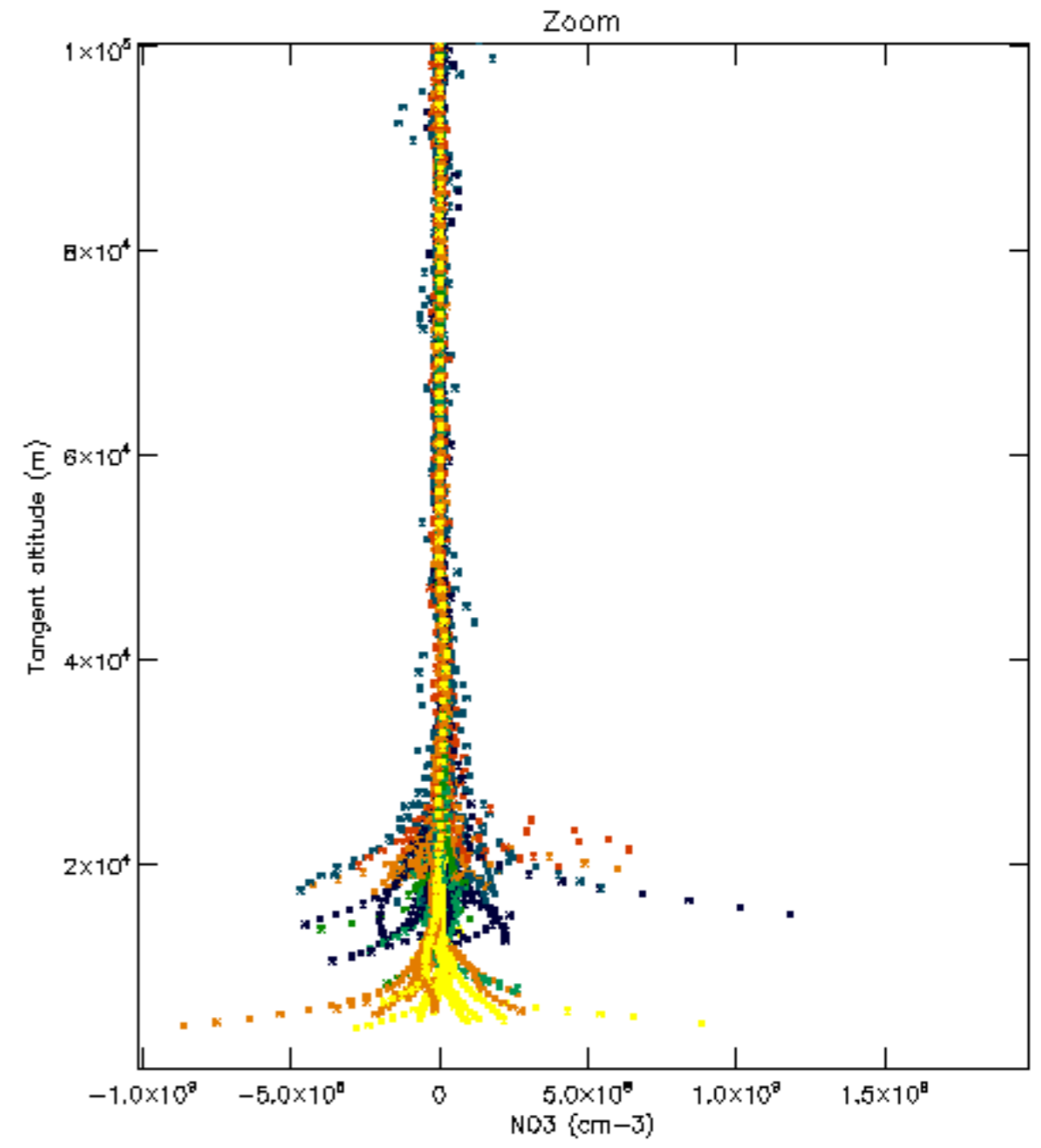
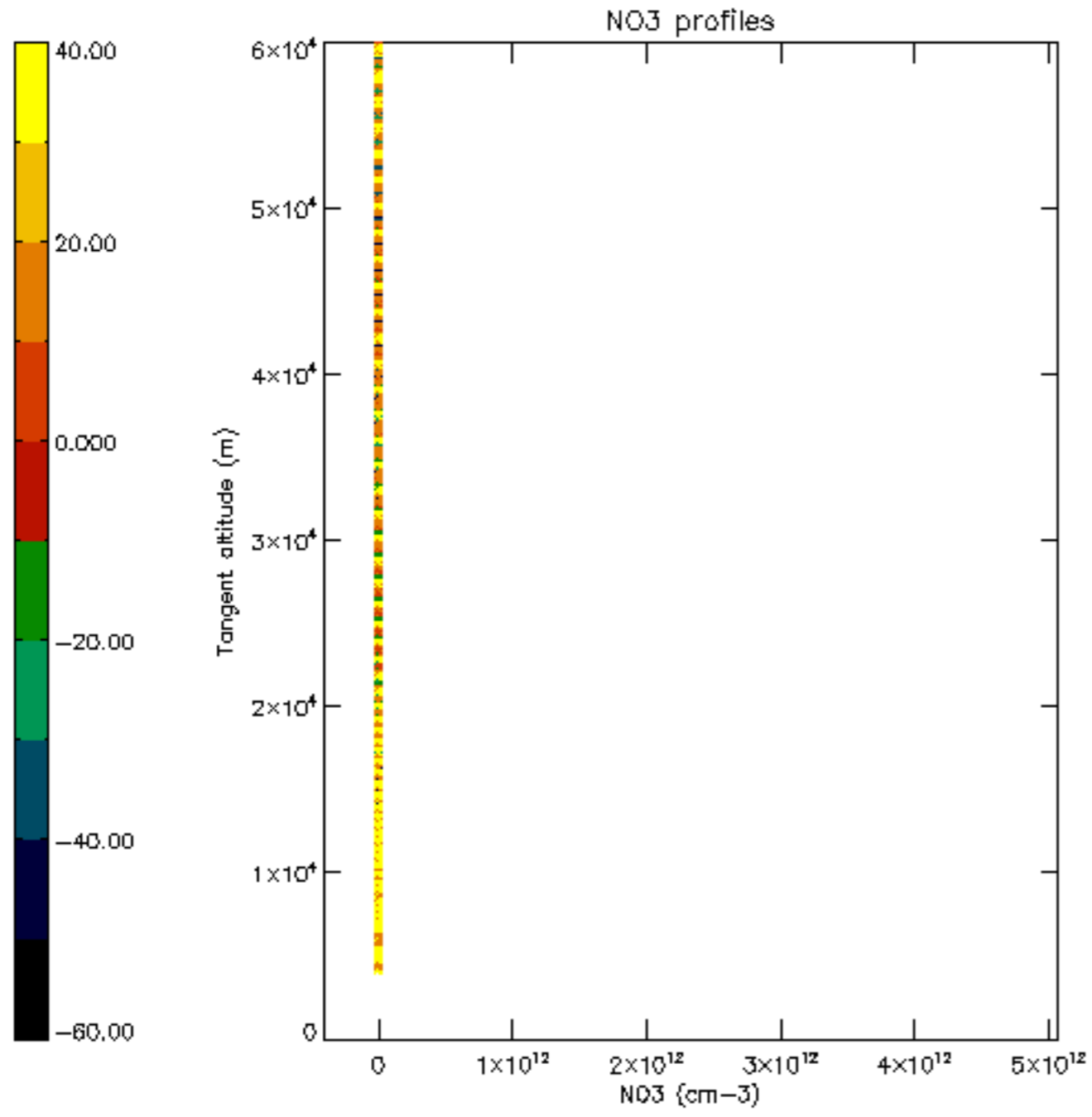


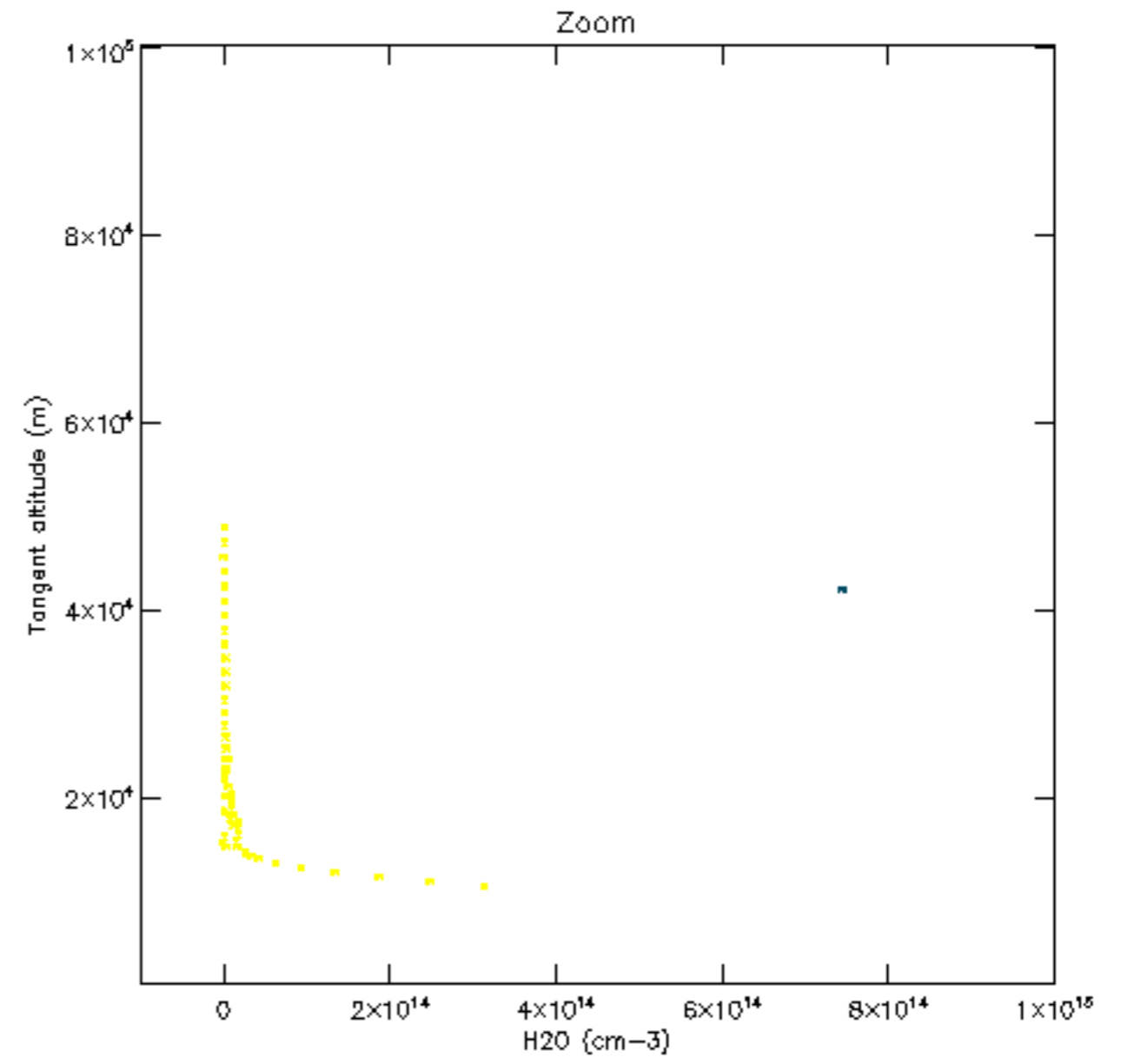
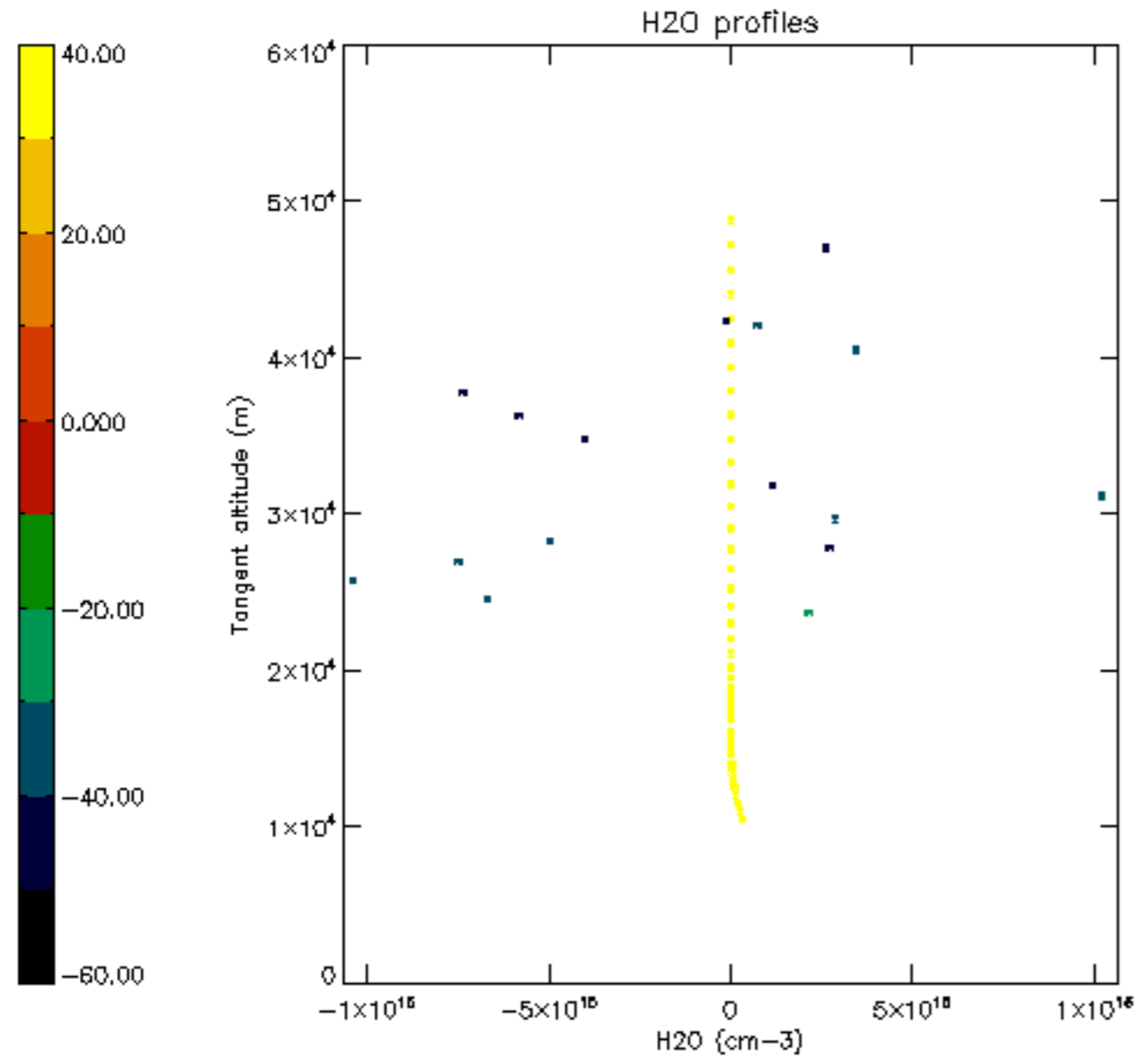


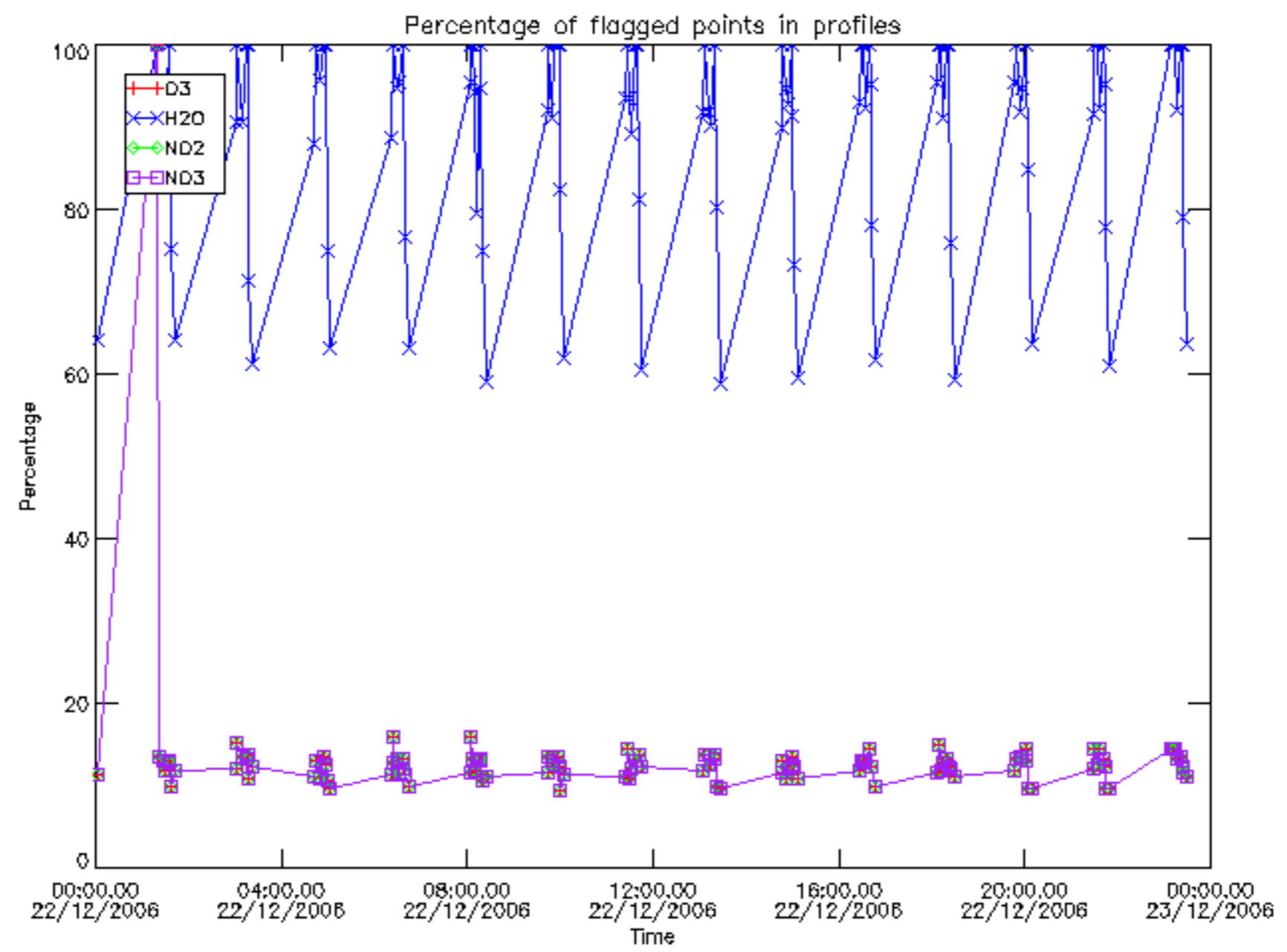




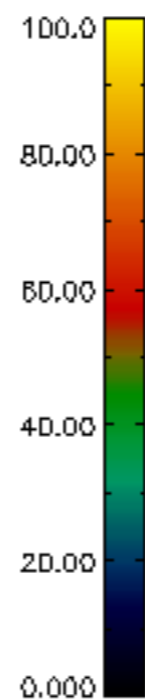
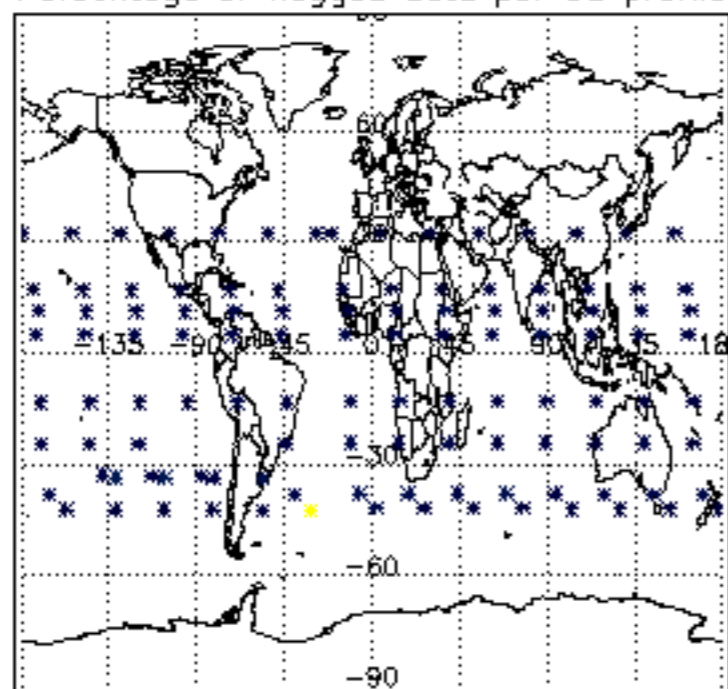




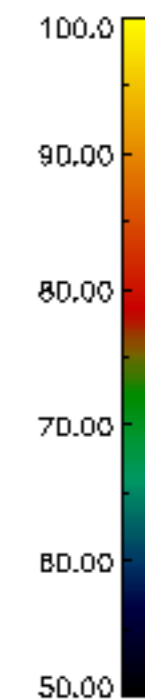
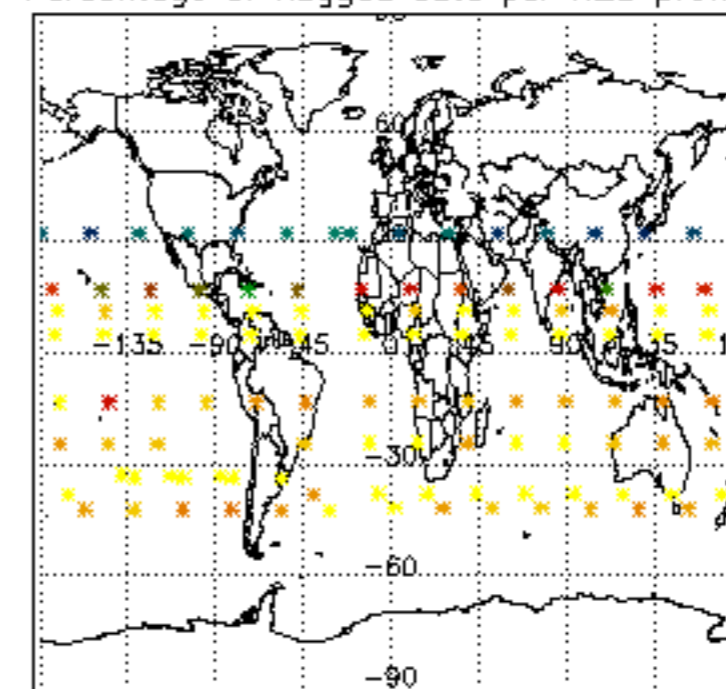




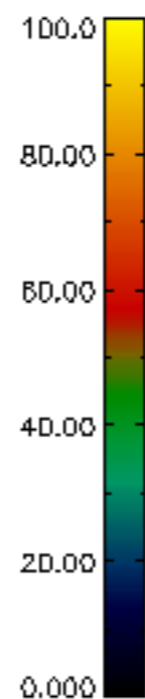
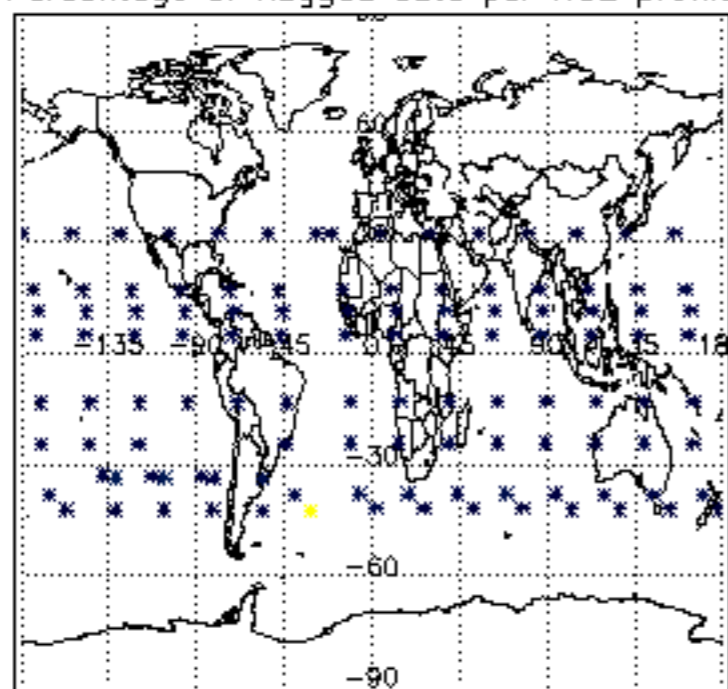
Percentage of flagged data per D3 profile



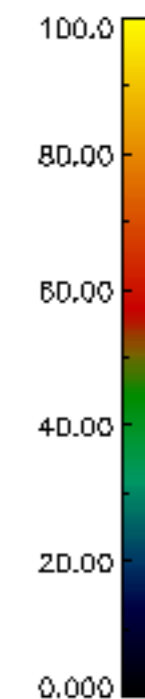
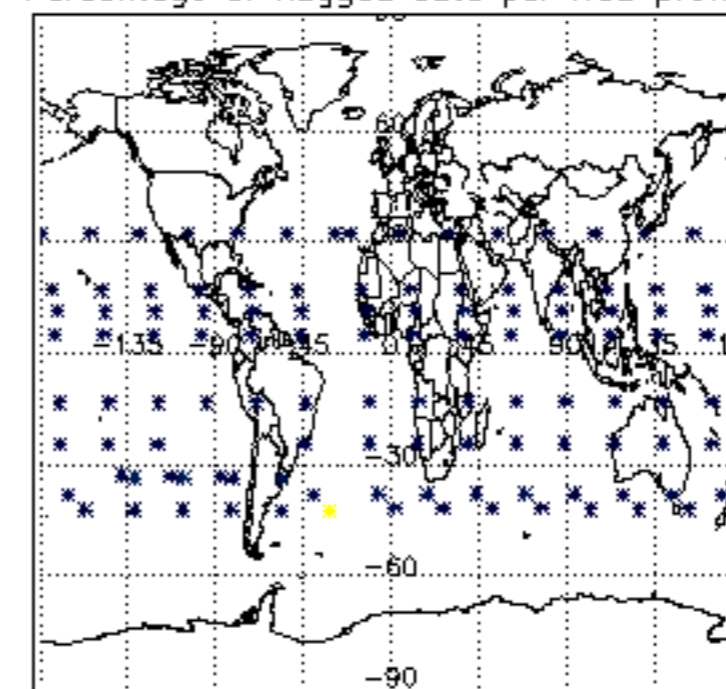
Percentage of flagged data per H2O profile

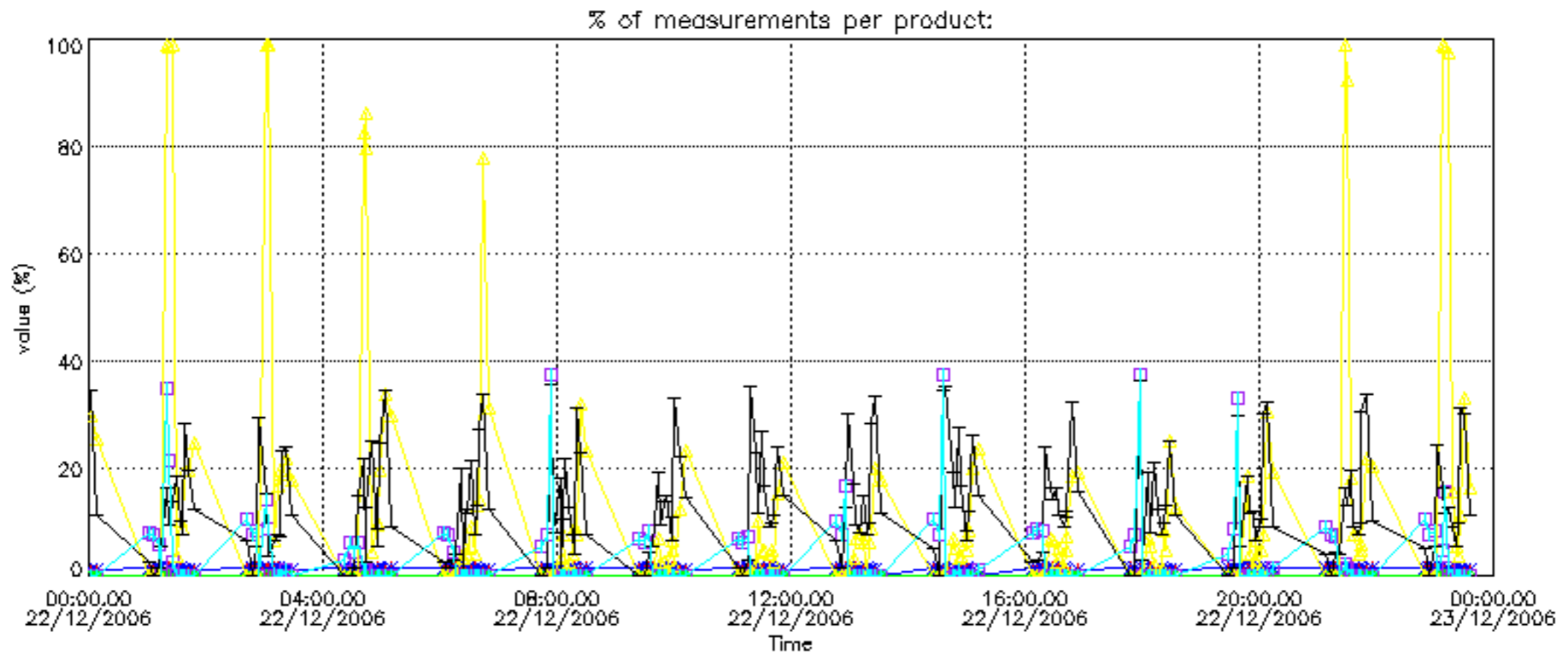


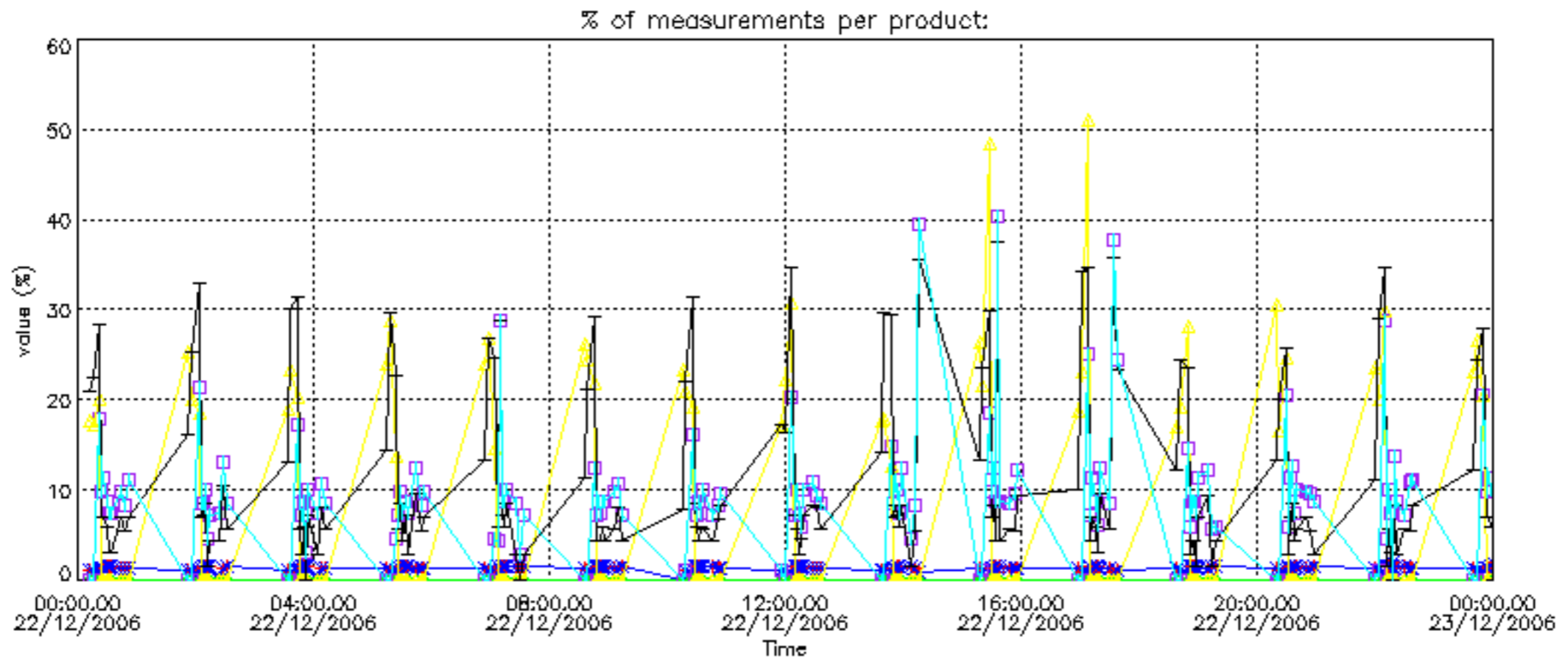
Percentage of flagged data per NO2 profile



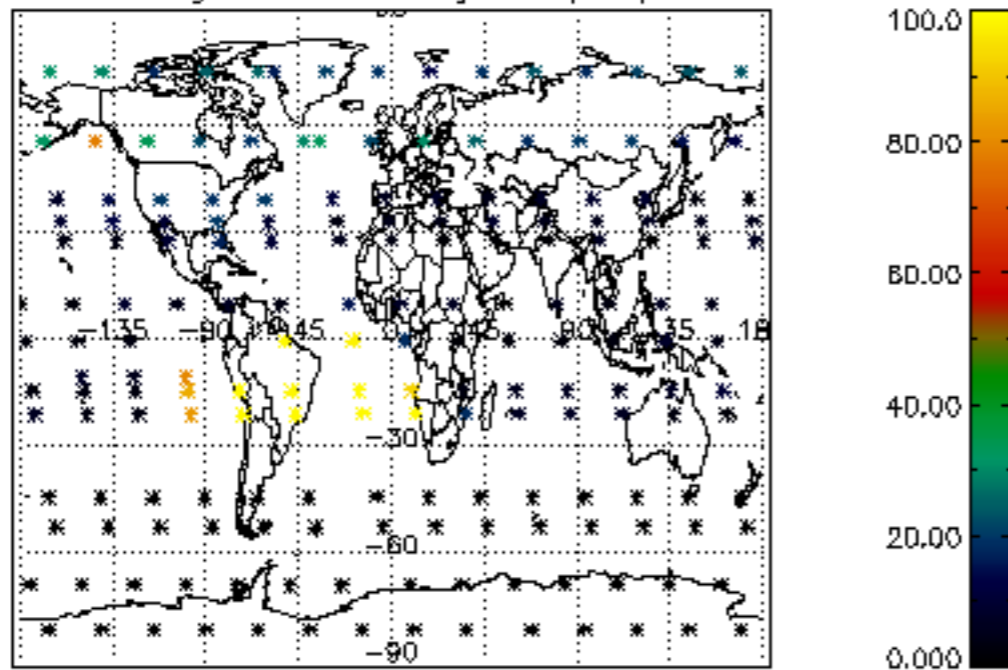
Percentage of flagged data per NO3 profile



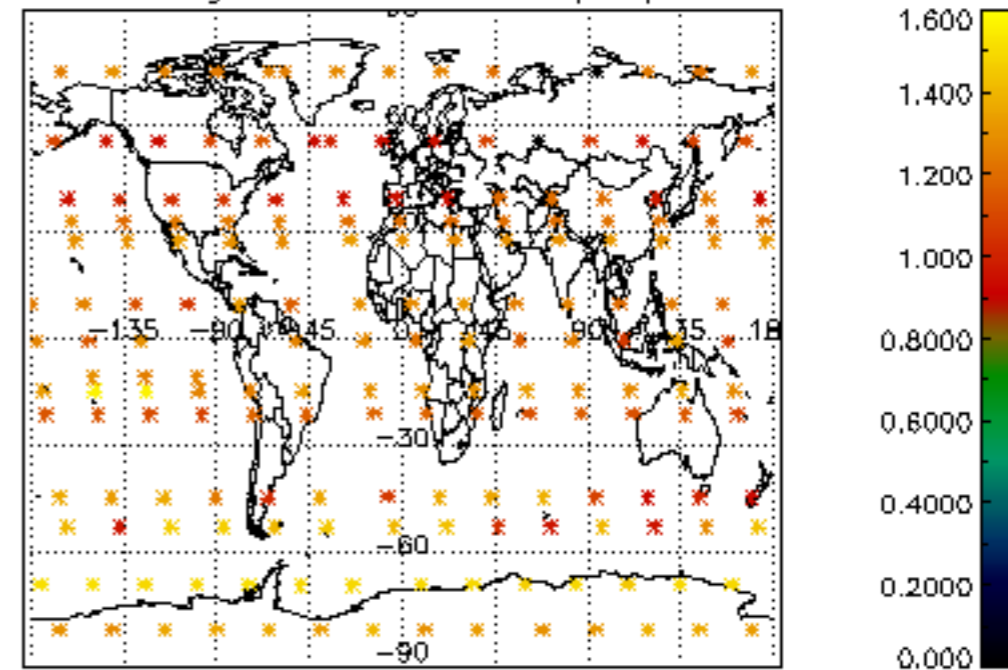




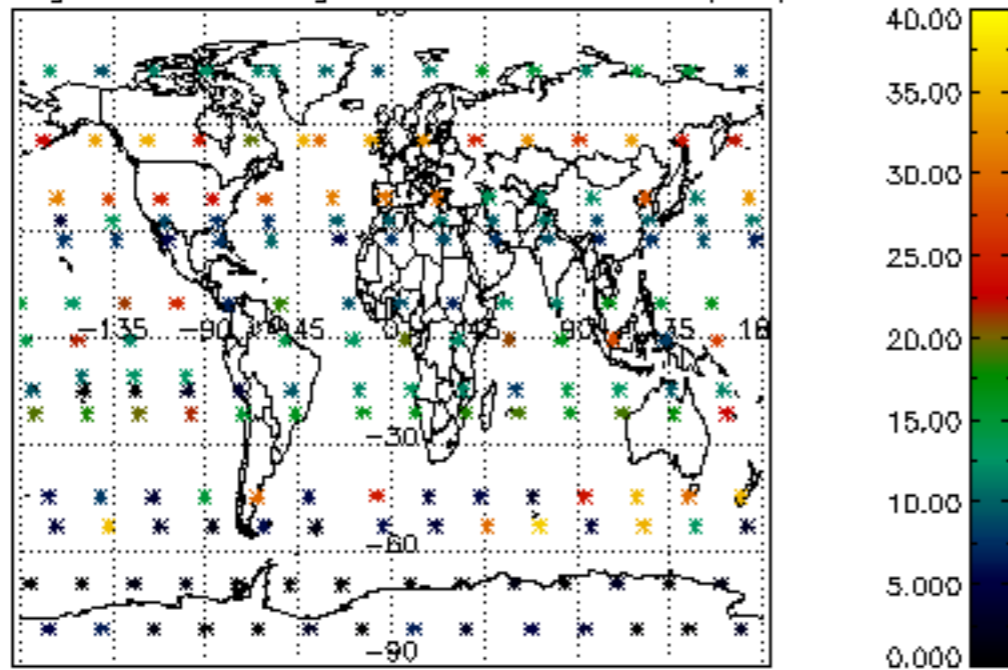
Percentage of cosmic ray hits per profile



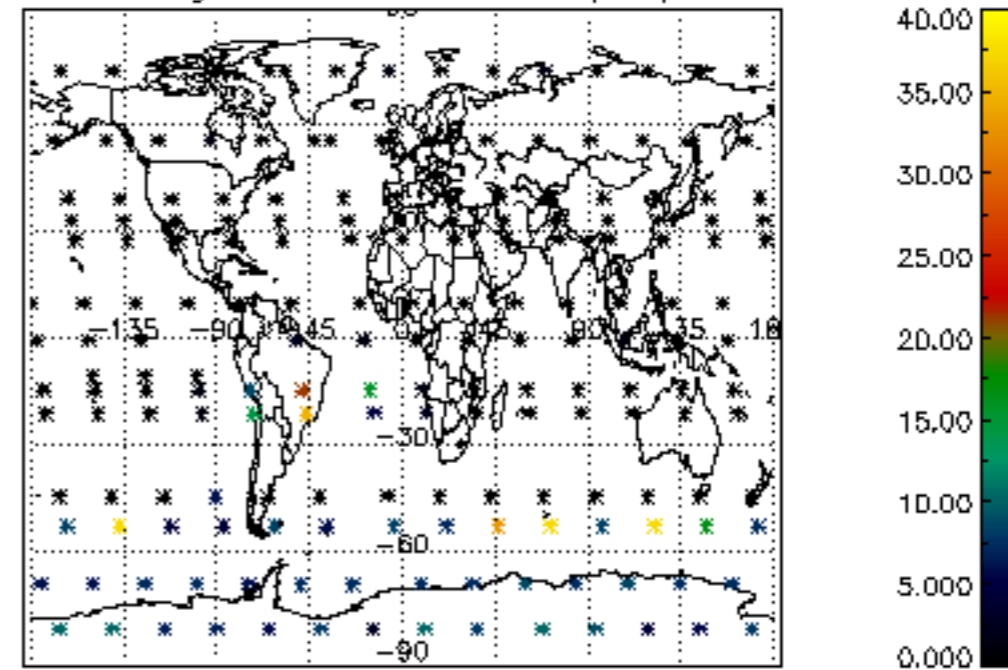
Percentage of datation errors per profile



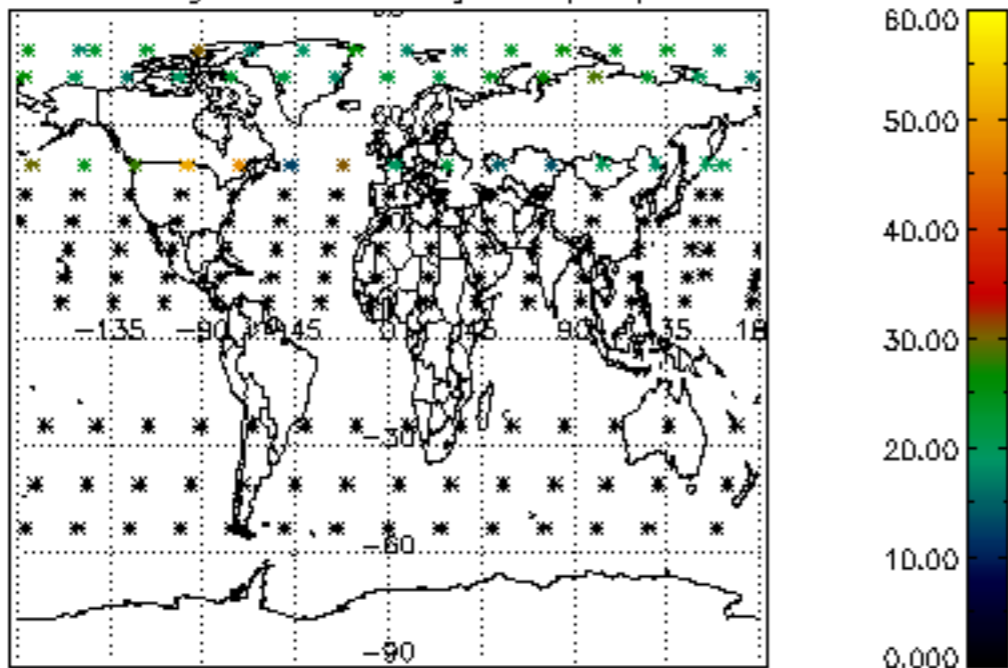
Percentage of star falling outside central band per profile



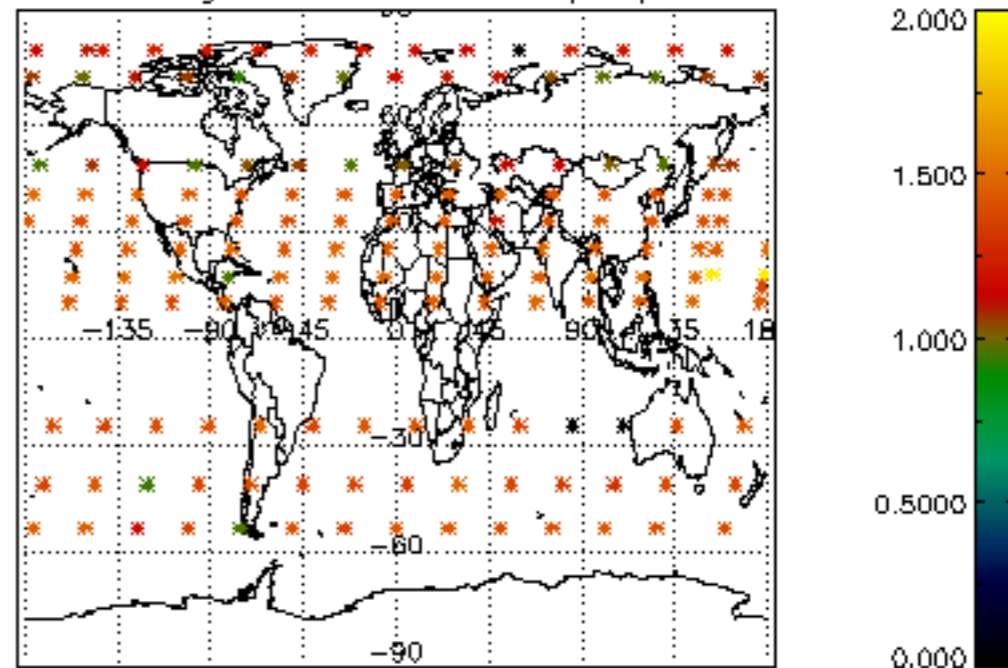
Percentage of saturation errors per profile



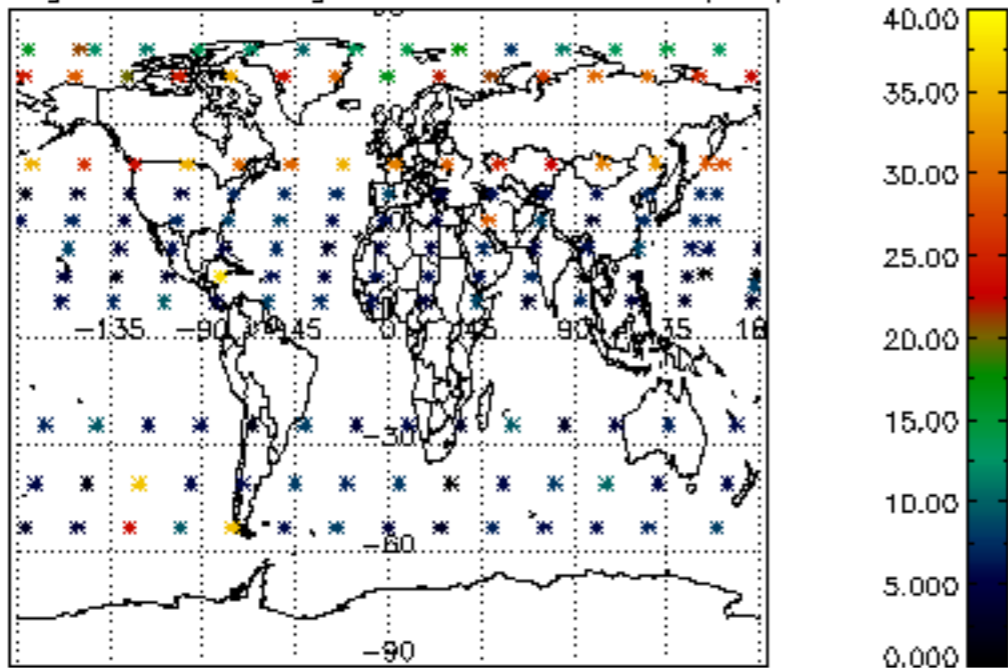
Percentage of cosmic ray hits per profile



Percentage of datation errors per profile



Percentage of star falling outside central band per profile



Percentage of saturation errors per profile

