

GOMOS Level 2 Daily Report

SUMMARY

[1. General Info](#)

[2. Summary of processed GOM_NL_2P products](#)

[3. Level 2 Quality information per product](#)

[3.1 Plot of level 2 quality information per product \(time dependant\)](#)

[3.2 Plot of level 2 quality information per product \(world map\)](#)

[4. Level 1 Quality information per product \(stored on level 2 products\)](#)

[4.1 Plot of level 1 quality information per product \(time dependant\)](#)

[4.1.1 Plot of level 1 quality information per product \(time dependant\): ASCENDING](#)

[4.1.2 Plot of level 1 quality information per product \(time dependant\): DESCENDING](#)

[4.2 Plot of level 1 quality information per product \(world map\)](#)

[4.2.1 Plot of level 1 quality information per product \(world map\): ASCENDING](#)

[4.2.2 Plot of level 1 quality information per product \(world map\): DESCENDING](#)

[5. Ozone profiles based on quality statistics and other trace gas profiles](#)

[5.1 Ozone statistics based on quality of products](#)

[5.2 Plot ozone profiles for all STD \(dark without errors\)](#)

[5.3 Plot ozone profiles where STD < 20% \(dark without errors\)](#)

[5.4. Plot ozone profiles where STD < 10% \(dark without errors\)](#)

[5.5. Plot ozone profiles where STD < 5% \(dark without errors\)](#)

[5.6 Plot NO2 profiles for all STD \(dark without errors\)](#)

[5.7 Plot NO3 profiles for all STD \(dark without errors\)](#)

[5.8 Plot H2O profiles \(only for occultations of stars 1,2,3,4,13,14,16,26,63 dark without errors\) for all STD](#)

[6. Auxiliary Data Files used for the production reported in section 2](#)

This report presents the daily analysis on parameters extracted from GOMOS level 2 data (GOM_NL__2P). It is intended to monitor some important parameters that will impact the quality of these products. A list of level 2 products (and content) that have arrived during the reporting day to the PCF is also given.

Item	Value
Time of report generation	24APR2013 06:42:51
Data source version	GOMOS/6.01
Start time of products	19-12-2006 (19DEC2006 00:00:00)
Stop time of products	20-12-2006 (20DEC2006 00:00:00)
Store outputs in DB	Yes
Nb of level 2 prods	324
Nb of prods with errors	0

2. Summary of processed GOM_NL__2P products.

Nr	Filename	UTC Start time	Limb	Duration	Star Id	Star Name	Star Mag	Star Temp	Nb Meas	Orbit	Prod. error
1	GOM_NL__2PRFIN20061219_000131_000000402054_00002_25106_0433.N1	19-DEC-2006 00:01:31	Straylight	40.000	108	Alp Col	2.6520	15200.	80	25106	No
2	GOM_NL__2PRFIN20061219_000625_000000372054_00002_25106_0434.N1	19-DEC-2006 00:06:25	Straylight	37.000	101	11Alp Lep	2.5820	7000.0	74	25106	No
3	GOM_NL__2PRFIN20061219_000926_000000422054_00002_25106_0435.N1	19-DEC-2006 00:09:26	Straylight	42.000	7	19Bet Ori	0.10000	14000.	84	25106	No
4	GOM_NL__2PRFIN20061219_001643_000000492054_00002_25106_0436.N1	19-DEC-2006 00:16:43	Twilight	49.000	13	87Alp Tau	0.86700	3800.0	98	25106	No
5	GOM_NL__2PRFIN20061219_001859_000000352054_00002_25106_0437.N1	19-DEC-2006 00:18:59	Bright	35.000	146	25Eta Tau	2.8730	15200.	70	25106	No
6	GOM_NL__2PRFIN20061219_002107_000000362054_00002_25106_0438.N1	19-DEC-2006 00:21:07	Bright	36.000	150	44Zet Per	2.8900	28000.	72	25106	No
7	GOM_NL__2PRFIN20061219_002322_000000342054_00002_25106_0439.N1	19-DEC-2006 00:23:22	Bright	34.000	149	45Eps Per	2.8880	30000.	68	25106	No
8	GOM_NL__2PRFIN20061219_002535_000000342054_00002_25106_0440.N1	19-DEC-2006 00:25:35	Bright	34.000	175	39Del Per	3.0100	19400.	68	25106	No
9	GOM_NL__2PRFIN20061219_002725_000000362054_00002_25106_0441.N1	19-DEC-2006 00:27:25	Bright	35.500	160	23Gam Per	2.9300	4700.0	71	25106	No
10	GOM_NL__2PRFIN20061219_003716_000000332054_00002_25106_0442.N1	19-DEC-2006 00:37:16	Bright	32.500	49	1Alp UMi	1.9900	6300.0	65	25106	No
11	GOM_NL__2PRFIN20061219_004157_000000532054_00002_25106_0443.N1	19-DEC-2006 00:41:57	Bright	53.000	60	7Bet UMi	2.0810	3950.0	106	25106	No
12	GOM_NL__2PRFIN20061219_004519_000000362054_00002_25106_0444.N1	19-DEC-2006 00:45:19	Bright	35.500	119	14Eta Dra	2.7270	4700.0	71	25106	No
13	GOM_NL__2PRFIN20061219_005235_000000372054_00002_25106_0445.N1	19-DEC-2006 00:52:35	Bright	36.500	180	27Gam Boo	3.0400	8000.0	73	25106	No
14	GOM_NL__2PRFIN20061219_005551_000000372054_00002_25106_0446.N1	19-DEC-2006 00:55:51	Bright	36.500	83		2.3780	11000.	73	25106	No
15	GOM_NL__2PRFIN20061219_010059_000000332054_00002_25106_0447.N1	19-DEC-2006 01:00:59	Bright	32.500	102	24Alp Ser	2.6000	4250.0	65	25106	No
16	GOM_NL__2PRFIN20061219_010759_000000362054_00002_25106_0448.N1	19-DEC-2006 01:07:59	Bright	35.500	122	9Alp2Lib	2.7470	9700.0	71	25106	No
17	GOM_NL__2PRFIN20061219_011428_000000442054_00002_25106_0449.N1	19-DEC-2006 01:14:28	Dark	43.500	54	5The Cen	2.0550	4500.0	87	25106	No
18	GOM_NL__2PRFIN20061219_012025_000000402054_00002_25106_0450.N1	19-DEC-2006 01:20:25	Dark	39.500	10	Bet Cen	0.61000	28000.	79	25106	No
19	GOM_NL__2PRFIN20061219_012309_000000422054_00003_25107_0428.N1	19-DEC-2006 01:23:09	Dark	42.000	12	Alp1Cru	0.77500	30000.	84	25107	No
20	GOM_NL__2PRFIN20061219_012806_000000392054_00003_25107_0429.N1	19-DEC-2006 01:28:06	Dark	39.000	159	Ups Car	2.9200	7200.0	78	25107	No
21	GOM_NL__2PRFIN20061219_012931_000000422054_00003_25107_0430.N1	19-DEC-2006 01:29:31	Dark	41.500	71	lot Car	2.2460	7700.0	83	25107	No
22	GOM_NL__2PRFIN20061219_013123_000000452054_00003_25107_0431.N1	19-DEC-2006 01:31:23	Dark	45.000	41	Eps Car	1.8600	4100.0	90	25107	No
23	GOM_NL__2PRFIN20061219_013609_000000442054_00003_25107_0432.N1	19-DEC-2006 01:36:09	Dark	44.000	2	Alp Car	-0.73600	7000.0	88	25107	No
24	GOM_NL__2PRFIN20061219_014207_000000402054_00003_25107_0433.N1	19-DEC-2006 01:42:07	Straylight	40.000	108	Alp Col	2.6520	15200.	80	25107	No
25	GOM_NL__2PRFIN20061219_014701_000000372054_00003_25107_0434.N1	19-DEC-2006 01:47:01	Straylight	37.000	101	11Alp Lep	2.5820	7000.0	74	25107	No
26	GOM_NL__2PRFIN20061219_015002_000000462054_00003_25107_0435.N1	19-DEC-2006 01:50:02	Straylight	46.000	7	19Bet Ori	0.10000	14000.	92	25107	No
27	GOM_NL__2PRFIN20061219_015718_000000512054_00003_25107_0436.N1	19-DEC-2006 01:57:18	Twilight	51.000	13	87Alp Tau	0.86700	3800.0	102	25107	No
28	GOM_NL__2PRFIN20061219_015935_000000362054_00003_25107_0437.N1	19-DEC-2006 01:59:35	Bright	36.000	146	25Eta Tau	2.8730	15200.	72	25107	No
29	GOM_NL__2PRFIN20061219_020142_000000362054_00003_25107_0438.N1	19-DEC-2006 02:01:42	Bright	35.500	150	44Zet Per	2.8900	28000.	71	25107	No
30	GOM_NL__2PRFIN20061219_020358_000000352054_00003_25107_0439.N1	19-DEC-2006 02:03:58	Bright	34.500	149	45Eps Per	2.8880	30000.	69	25107	No
31	GOM_NL__2PRFIN20061219_020611_000000352054_00003_25107_0440.N1	19-DEC-2006 02:06:11	Bright	34.500	175	39Del Per	3.0100	19400.	69	25107	No
32	GOM_NL__2PRFIN20061219_020801_000000362054_00003_25107_0441.N1	19-DEC-2006 02:08:01	Bright	35.500	160	23Gam Per	2.9300	4700.0	71	25107	No
33	GOM_NL__2PRFIN20061219_021752_000000342054_00003_25107_0442.N1	19-DEC-2006 02:17:52	Bright	33.500	49	1Alp UMi	1.9900	6300.0	67	25107	No
34	GOM_NL__2PRFIN20061219_022233_000000372054_00003_25107_0443.N1	19-DEC-2006 02:22:33	Bright	36.500	60	7Bet UMi	2.0810	3950.0	73	25107	No
35	GOM_NL__2PRFIN20061219_022555_000000352054_00003_25107_0444.N1	19-DEC-2006 02:25:55	Bright	35.000	119	14Eta Dra	2.7270	4700.0	70	25107	No
36	GOM_NL__2PRFIN20061219_023311_000000362054_00003_25107_0445.N1	19-DEC-2006 02:33:11	Bright	36.000	180	27Gam Boo	3.0400	8000.0	72	25107	No
37	GOM_NL__2PRFIN20061219_023628_000000362054_00003_25107_0446.N1	19-DEC-2006 02:36:28	Bright	36.000	83		2.3780	11000.	72	25107	No
38	GOM_NL__2PRFIN20061219_024135_000000332054_00003_25107_0447.N1	19-DEC-2006 02:41:35	Bright	33.000	102	24Alp Ser	2.6000	4250.0	66	25107	No
39	GOM_NL__2PRFIN20061219_024836_000000462054_00003_25107_0448.N1	19-DEC-2006 02:48:36	Bright	46.000	122	9Alp2Lib	2.7470	9700.0	92	25107	No
40	GOM_NL__2PRFIN20061219_025504_000000492054_00003_25107_0449.N1	19-DEC-2006 02:55:04	Dark	48.500	54	5The Cen	2.0550	4500.0	97	25107	No
41	GOM_NL__2PRFIN20061219_025705_000000382054_00003_25107_0450.N1	19-DEC-2006 02:57:05	Dark	37.500	78	Alp Lup	2.3040	28000.	75	25107	No
42	GOM_NL__2PRFIN20061219_030101_000000442054_00003_25107_0451.N1	19-DEC-2006 03:01:01	Dark	43.500	10	Bet Cen	0.61000	28000.	87	25107	No

43	GOM_NL__2PRFIN20061219_030345_000000422054_00004_25108_0602.N1	19-DEC-2006 03:03:45	Dark	41.500	12	Alp1Cru	0.77500	30000.	83	25108	No
44	GOM_NL__2PRFIN20061219_030842_000000382054_00004_25108_0603.N1	19-DEC-2006 03:08:42	Dark	38.000	159	Ups Car	2.9200	7200.0	76	25108	No
45	GOM_NL__2PRFIN20061219_031008_000000412054_00004_25108_0604.N1	19-DEC-2006 03:10:08	Dark	40.500	71	Iot Car	2.2460	7700.0	81	25108	No
46	GOM_NL__2PRFIN20061219_031159_000000532054_00004_25108_0605.N1	19-DEC-2006 03:11:59	Dark	53.000	41	Eps Car	1.8600	4100.0	106	25108	No
47	GOM_NL__2PRFIN20061219_031646_000000412054_00004_25108_0606.N1	19-DEC-2006 03:16:46	Dark	40.500	2	Alp Car	-0.73600	7000.0	81	25108	No
48	GOM_NL__2PRFIN20061219_032243_000000402054_00004_25108_0607.N1	19-DEC-2006 03:22:43	Straylight	39.500	108	Alp Col	2.6520	15200.	79	25108	No
49	GOM_NL__2PRFIN20061219_032737_000000442054_00004_25108_0608.N1	19-DEC-2006 03:27:37	Straylight	43.500	101	11Alp Lep	2.5820	7000.0	87	25108	No
50	GOM_NL__2PRFIN20061219_033038_000000452054_00004_25108_0609.N1	19-DEC-2006 03:30:38	Straylight	45.000	7	19Bet Ori	0.10000	14000.	90	25108	No
51	GOM_NL__2PRFIN20061219_033754_000000482054_00004_25108_0610.N1	19-DEC-2006 03:37:54	Tw_i_and_stray	47.500	13	87Alp Tau	0.86700	3800.0	95	25108	No
52	GOM_NL__2PRFIN20061219_034011_000000362054_00004_25108_0611.N1	19-DEC-2006 03:40:11	Bright	35.500	146	25Eta Tau	2.8730	15200.	71	25108	No
53	GOM_NL__2PRFIN20061219_034219_000000362054_00004_25108_0612.N1	19-DEC-2006 03:42:19	Bright	35.500	150	44Zet Per	2.8900	28000.	71	25108	No
54	GOM_NL__2PRFIN20061219_034434_000000352054_00004_25108_0613.N1	19-DEC-2006 03:44:34	Bright	34.500	149	45Eps Per	2.8880	30000.	69	25108	No
55	GOM_NL__2PRFIN20061219_034647_000000352054_00004_25108_0614.N1	19-DEC-2006 03:46:47	Bright	35.000	175	39Del Per	3.0100	19400.	70	25108	No
56	GOM_NL__2PRFIN20061219_034837_000000352054_00004_25108_0615.N1	19-DEC-2006 03:48:37	Bright	34.500	160	23Gam Per	2.9300	4700.0	69	25108	No
57	GOM_NL__2PRFIN20061219_035828_000000362054_00004_25108_0616.N1	19-DEC-2006 03:58:28	Bright	35.500	49	1Alp UMi	1.9900	6300.0	71	25108	No
58	GOM_NL__2PRFIN20061219_040309_000000392054_00004_25108_0617.N1	19-DEC-2006 04:03:09	Bright	38.500	60	7Bet UMi	2.0810	3950.0	77	25108	No
59	GOM_NL__2PRFIN20061219_040631_000000362054_00004_25108_0618.N1	19-DEC-2006 04:06:31	Bright	35.500	119	14Eta Dra	2.7270	4700.0	71	25108	No
60	GOM_NL__2PRFIN20061219_041347_000000362054_00004_25108_0619.N1	19-DEC-2006 04:13:47	Bright	35.500	180	27Gam Boo	3.0400	8000.0	71	25108	No
61	GOM_NL__2PRFIN20061219_041704_000000382054_00004_25108_0620.N1	19-DEC-2006 04:17:04	Bright	37.500	83		2.3780	11000.	75	25108	No
62	GOM_NL__2PRFIN20061219_042211_000000332054_00004_25108_0621.N1	19-DEC-2006 04:22:11	Bright	32.500	102	24Alp Ser	2.6000	4250.0	65	25108	No
63	GOM_NL__2PRFIN20061219_042912_000000352054_00004_25108_0622.N1	19-DEC-2006 04:29:12	Bright	35.000	122	9Alp2Lib	2.7470	9700.0	70	25108	No
64	GOM_NL__2PRFIN20061219_043541_000000452054_00004_25108_0623.N1	19-DEC-2006 04:35:41	Dark	44.500	54	5The Cen	2.0550	4500.0	89	25108	No
65	GOM_NL__2PRFIN20061219_043742_000000382054_00004_25108_0624.N1	19-DEC-2006 04:37:42	Dark	37.500	78	Alp Lup	2.3040	28000.	75	25108	No
66	GOM_NL__2PRFIN20061219_044137_000000492054_00004_25108_0625.N1	19-DEC-2006 04:41:37	Dark	48.500	10	Bet Cen	0.61000	28000.	97	25108	No
67	GOM_NL__2PRFIN20061219_044421_000000392054_00005_25109_0602.N1	19-DEC-2006 04:44:21	Dark	39.000	12	Alp1Cru	0.77500	30000.	78	25109	No
68	GOM_NL__2PRFIN20061219_044919_000000392054_00005_25109_0603.N1	19-DEC-2006 04:49:19	Dark	38.500	159	Ups Car	2.9200	7200.0	77	25109	No
69	GOM_NL__2PRFIN20061219_045045_000000412054_00005_25109_0604.N1	19-DEC-2006 04:50:45	Dark	41.000	71	Iot Car	2.2460	7700.0	82	25109	No
70	GOM_NL__2PRFIN20061219_045236_000000542054_00005_25109_0605.N1	19-DEC-2006 04:52:36	Dark	53.500	41	Eps Car	1.8600	4100.0	107	25109	No
71	GOM_NL__2PRFIN20061219_045722_000000452054_00005_25109_0606.N1	19-DEC-2006 04:57:22	Dark	45.000	2	Alp Car	-0.73600	7000.0	90	25109	No
72	GOM_NL__2PRFIN20061219_050319_000000392054_00005_25109_0607.N1	19-DEC-2006 05:03:19	Straylight	39.000	108	Alp Col	2.6520	15200.	78	25109	No
73	GOM_NL__2PRFIN20061219_050813_000000452054_00005_25109_0608.N1	19-DEC-2006 05:08:13	Straylight	44.500	101	11Alp Lep	2.5820	7000.0	89	25109	No
74	GOM_NL__2PRFIN20061219_051114_000000492054_00005_25109_0609.N1	19-DEC-2006 05:11:14	Straylight	48.500	7	19Bet Ori	0.10000	14000.	97	25109	No
75	GOM_NL__2PRFIN20061219_051830_000000442054_00005_25109_0610.N1	19-DEC-2006 05:18:30	Tw_i_and_stray	43.500	13	87Alp Tau	0.86700	3800.0	87	25109	No
76	GOM_NL__2PRFIN20061219_052047_000000372054_00005_25109_0611.N1	19-DEC-2006 05:20:47	Bright	37.000	146	25Eta Tau	2.8730	15200.	74	25109	No
77	GOM_NL__2PRFIN20061219_052255_000000362054_00005_25109_0612.N1	19-DEC-2006 05:22:55	Bright	35.500	150	44Zet Per	2.8900	28000.	71	25109	No
78	GOM_NL__2PRFIN20061219_052510_000000342054_00005_25109_0613.N1	19-DEC-2006 05:25:10	Bright	34.000	149	45Eps Per	2.8880	30000.	68	25109	No
79	GOM_NL__2PRFIN20061219_052723_000000342054_00005_25109_0614.N1	19-DEC-2006 05:27:23	Bright	33.500	175	39Del Per	3.0100	19400.	67	25109	No
80	GOM_NL__2PRFIN20061219_052914_000000352054_00005_25109_0615.N1	19-DEC-2006 05:29:14	Bright	35.000	160	23Gam Per	2.9300	4700.0	70	25109	No
81	GOM_NL__2PRFIN20061219_053904_000000342054_00005_25109_0616.N1	19-DEC-2006 05:39:04	Bright	33.500	49	1Alp UMi	1.9900	6300.0	67	25109	No
82	GOM_NL__2PRFIN20061219_054345_000000372054_00005_25109_0617.N1	19-DEC-2006 05:43:45	Bright	36.500	60	7Bet UMi	2.0810	3950.0	73	25109	No
83	GOM_NL__2PRFIN20061219_054707_000000352054_00005_25109_0618.N1	19-DEC-2006 05:47:07	Bright	35.000	119	14Eta Dra	2.7270	4700.0	70	25109	No
84	GOM_NL__2PRFIN20061219_055423_000000382054_00005_25109_0619.N1	19-DEC-2006 05:54:23	Bright	38.000	180	27Gam Boo	3.0400	8000.0	76	25109	No
85	GOM_NL__2PRFIN20061219_055740_000000372054_00005_25109_0620.N1	19-DEC-2006 05:57:40	Bright	37.000	83		2.3780	11000.	74	25109	No
86	GOM_NL__2PRFIN20061219_060247_000000332054_00005_25109_0621.N1	19-DEC-2006 06:02:47	Bright	33.000	102	24Alp Ser	2.6000	4250.0	66	25109	No
87	GOM_NL__2PRFIN20061219_060948_000000362054_00005_25109_0622.N1	19-DEC-2006 06:09:48	Bright	36.000	122	9Alp2Lib	2.7470	9700.0	72	25109	No
88	GOM_NL__2PRFIN20061219_061617_000000422054_00005_25109_0623.N1	19-DEC-2006 06:16:17	Dark	41.500	54	5The Cen	2.0550	4500.0	83	25109	No
89	GOM_NL__2PRFIN20061219_061818_000000392054_00005_25109_0624.N1	19-DEC-2006 06:18:18	Dark	39.000	78	Alp Lup	2.3040	28000.	78	25109	No
90	GOM_NL__2PRFIN20061219_062213_000000482054_00005_25109_0625.N1	19-DEC-2006 06:22:13	Dark	48.000	10	Bet Cen	0.61000	28000.	96	25109	No
91	GOM_NL__2PRFIN20061219_062458_000000502054_00006_25110_0602.N1	19-DEC-2006 06:24:58	Dark	50.000	12	Alp1Cru	0.77500	30000.	100	25110	No
92	GOM_NL__2PRFIN20061219_062955_000000382054_00006_25110_0603.N1	19-DEC-2006 06:29:55	Dark	37.500	159	Ups Car	2.9200	7200.0	75	25110	No
93	GOM_NL__2PRFIN20061219_063121_000000412054_00006_25110_0604.N1	19-DEC-2006 06:31:21	Dark	40.500	71	Iot Car	2.2460	7700.0	81	25110	No
94	GOM_NL__2PRFIN20061219_063313_000000412054_00006_25110_0605.N1	19-DEC-2006 06:33:13	Dark	41.000	41	Eps Car	1.8600	4100.0	82	25110	No
95	GOM_NL__2PRFIN20061219_063758_000000542054_00006_25110_0606.N1	19-DEC-2006 06:37:58	Dark	54.000	2	Alp Car	-0.73600	7000.0	108	25110	No
96	GOM_NL__2PRFIN20061219_064356_000000402054_00006_25110_0607.N1	19-DEC-2006 06:43:56	Straylight	40.000	108	Alp Col	2.6520	15200.	80	25110	No
97	GOM_NL__2PRFIN20061219_064849_000000452054_00006_25110_0608.N1	19-DEC-2006 06:48:49	Straylight	44.500	101	11Alp Lep	2.5820	7000.0	89	25110	No
98	GOM_NL__2PRFIN20061219_065150_000000462054_00006_25110_0609.N1	19-DEC-2006 06:51:50	Straylight	46.000	7	19Bet Ori	0.10000	14000.	92	25110	No
99	GOM_NL__2PRFIN20061219_065906_000000502054_00006_25110_0610.N1	19-DEC-2006 06:59:06	Tw_i_and_stray	49.500	13	87Alp Tau	0.86700	3800.0	99	25110	No
100	GOM_NL__2PRFIN20061219_070124_000000352054_00006_25110_0611.N1	19-DEC-2006 07:01:24	Bright	34.500	146	25Eta Tau	2.8730	15200.	69	25110	No
101	GOM_NL__2PRFIN20061219_070331_000000362054_00006_25110_0612.N1	19-DEC-2006 07:03:31	Bright	36.000	150	44Zet Per	2.8900	28000.	72	25110	No

102	GOM_NL__2PRFIN20061219_070546_000000342054_00006_25110_0613.N1	19-DEC-2006 07:05:46	Bright	34.000	149	45Eps Per	2.8880	30000.	68	25110	No
103	GOM_NL__2PRFIN20061219_070759_000000332054_00006_25110_0614.N1	19-DEC-2006 07:07:59	Bright	33.000	175	39Del Per	3.0100	19400.	66	25110	No
104	GOM_NL__2PRFIN20061219_070950_000000352054_00006_25110_0615.N1	19-DEC-2006 07:09:50	Bright	35.000	160	23Gam Per	2.9300	4700.0	70	25110	No
105	GOM_NL__2PRFIN20061219_071940_000000522054_00006_25110_0616.N1	19-DEC-2006 07:19:40	Bright	52.000	49	1Alp UMi	1.9900	6300.0	104	25110	No
106	GOM_NL__2PRFIN20061219_072421_000000342054_00006_25110_0617.N1	19-DEC-2006 07:24:21	Bright	34.000	60	7Bet UMi	2.0810	3950.0	68	25110	No
107	GOM_NL__2PRFIN20061219_072743_000000352054_00006_25110_0618.N1	19-DEC-2006 07:27:43	Bright	34.500	119	14Eta Dra	2.7270	4700.0	69	25110	No
108	GOM_NL__2PRFIN20061219_073459_000000372054_00006_25110_0619.N1	19-DEC-2006 07:34:59	Bright	37.000	180	27Gam Boo	3.0400	8000.0	74	25110	No
109	GOM_NL__2PRFIN20061219_073816_000000362054_00006_25110_0620.N1	19-DEC-2006 07:38:16	Bright	35.500	83		2.3780	11000.	71	25110	No
110	GOM_NL__2PRFIN20061219_074323_000000332054_00006_25110_0621.N1	19-DEC-2006 07:43:23	Bright	33.000	102	24Alp Ser	2.6000	4250.0	66	25110	No
111	GOM_NL__2PRFIN20061219_075024_000000362054_00006_25110_0622.N1	19-DEC-2006 07:50:24	Bright	36.000	122	9Alp2Lib	2.7470	9700.0	72	25110	No
112	GOM_NL__2PRFIN20061219_075654_000000462054_00006_25110_0623.N1	19-DEC-2006 07:56:54	Dark	45.500	54	5The Cen	2.0550	4500.0	91	25110	No
113	GOM_NL__2PRFIN20061219_075854_000000382054_00006_25110_0624.N1	19-DEC-2006 07:58:54	Dark	38.000	78	Alp Lup	2.3040	28000.	76	25110	No
114	GOM_NL__2PRFIN20061219_080250_000000412054_00006_25110_0625.N1	19-DEC-2006 08:02:50	Dark	41.000	10	Bet Cen	0.61000	28000.	82	25110	No
115	GOM_NL__2PRFIN20061219_080534_000000402054_00007_25111_0602.N1	19-DEC-2006 08:05:34	Dark	40.000	12	Alp1Cru	0.77500	30000.	80	25111	No
116	GOM_NL__2PRFIN20061219_081032_000000392054_00007_25111_0603.N1	19-DEC-2006 08:10:32	Dark	38.500	159	Ups Car	2.9200	7200.0	77	25111	No
117	GOM_NL__2PRFIN20061219_081158_000000412054_00007_25111_0604.N1	19-DEC-2006 08:11:58	Dark	40.500	71	lot Car	2.2460	7700.0	81	25111	No
118	GOM_NL__2PRFIN20061219_081349_000000462054_00007_25111_0605.N1	19-DEC-2006 08:13:49	Dark	45.500	41	Eps Car	1.8600	4100.0	91	25111	No
119	GOM_NL__2PRFIN20061219_081835_000000472054_00007_25111_0606.N1	19-DEC-2006 08:18:35	Dark	46.500	2	Alp Car	-0.73600	7000.0	93	25111	No
120	GOM_NL__2PRFIN20061219_082432_000000402054_00007_25111_0607.N1	19-DEC-2006 08:24:32	Straylight	39.500	108	Alp Col	2.6520	15200.	79	25111	No
121	GOM_NL__2PRFIN20061219_082925_000000442054_00007_25111_0608.N1	19-DEC-2006 08:29:25	Straylight	44.000	101	11Alp Lep	2.5820	7000.0	88	25111	No
122	GOM_NL__2PRFIN20061219_083226_000000512054_00007_25111_0609.N1	19-DEC-2006 08:32:26	Straylight	51.000	7	19Bet Ori	0.10000	14000.	102	25111	No
123	GOM_NL__2PRFIN20061219_083942_000000452054_00007_25111_0610.N1	19-DEC-2006 08:39:42	Tw_i_and_stray	44.500	13	87Alp Tau	0.86700	3800.0	89	25111	No
124	GOM_NL__2PRFIN20061219_084200_000000332054_00007_25111_0611.N1	19-DEC-2006 08:42:00	Bright	33.000	146	25Eta Tau	2.8730	15200.	66	25111	No
125	GOM_NL__2PRFIN20061219_084407_000000372054_00007_25111_0612.N1	19-DEC-2006 08:44:07	Bright	36.500	150	44Zet Per	2.8900	28000.	73	25111	No
126	GOM_NL__2PRFIN20061219_084622_000000352054_00007_25111_0613.N1	19-DEC-2006 08:46:22	Bright	35.000	149	45Eps Per	2.8880	30000.	70	25111	No
127	GOM_NL__2PRFIN20061219_084835_000000342054_00007_25111_0614.N1	19-DEC-2006 08:48:35	Bright	34.000	175	39Del Per	3.0100	19400.	68	25111	No
128	GOM_NL__2PRFIN20061219_085026_000000352054_00007_25111_0615.N1	19-DEC-2006 08:50:26	Bright	34.500	160	23Gam Per	2.9300	4700.0	69	25111	No
129	GOM_NL__2PRFIN20061219_090016_000000342054_00007_25111_0616.N1	19-DEC-2006 09:00:16	Bright	33.500	49	1Alp UMi	1.9900	6300.0	67	25111	No
130	GOM_NL__2PRFIN20061219_090457_000000472054_00007_25111_0617.N1	19-DEC-2006 09:04:57	Bright	46.500	60	7Bet UMi	2.0810	3950.0	93	25111	No
131	GOM_NL__2PRFIN20061219_090819_000000362054_00007_25111_0618.N1	19-DEC-2006 09:08:19	Bright	36.000	119	14Eta Dra	2.7270	4700.0	72	25111	No
132	GOM_NL__2PRFIN20061219_091535_000000372054_00007_25111_0619.N1	19-DEC-2006 09:15:35	Bright	36.500	180	27Gam Boo	3.0400	8000.0	73	25111	No
133	GOM_NL__2PRFIN20061219_091852_000000372054_00007_25111_0620.N1	19-DEC-2006 09:18:52	Bright	36.500	83		2.3780	11000.	73	25111	No
134	GOM_NL__2PRFIN20061219_092359_000000332054_00007_25111_0621.N1	19-DEC-2006 09:23:59	Bright	33.000	102	24Alp Ser	2.6000	4250.0	66	25111	No
135	GOM_NL__2PRFIN20061219_093101_000000372054_00007_25111_0622.N1	19-DEC-2006 09:31:01	Bright	36.500	122	9Alp2Lib	2.7470	9700.0	73	25111	No
136	GOM_NL__2PRFIN20061219_093730_000000472054_00007_25111_0623.N1	19-DEC-2006 09:37:30	Dark	46.500	54	5The Cen	2.0550	4500.0	93	25111	No
137	GOM_NL__2PRFIN20061219_093930_000000392054_00007_25111_0624.N1	19-DEC-2006 09:39:30	Dark	38.500	78	Alp Lup	2.3040	28000.	77	25111	No
138	GOM_NL__2PRFIN20061219_094326_000000442054_00007_25111_0625.N1	19-DEC-2006 09:43:26	Dark	43.500	10	Bet Cen	0.61000	28000.	87	25111	No
139	GOM_NL__2PRFIN20061219_094611_000000402054_00008_25112_0602.N1	19-DEC-2006 09:46:11	Dark	39.500	12	Alp1Cru	0.77500	30000.	79	25112	No
140	GOM_NL__2PRFIN20061219_095108_000000392054_00008_25112_0603.N1	19-DEC-2006 09:51:08	Dark	38.500	159	Ups Car	2.9200	7200.0	77	25112	No
141	GOM_NL__2PRFIN20061219_095234_000000422054_00008_25112_0604.N1	19-DEC-2006 09:52:34	Dark	42.000	71	lot Car	2.2460	7700.0	84	25112	No
142	GOM_NL__2PRFIN20061219_095425_000000532054_00008_25112_0605.N1	19-DEC-2006 09:54:25	Dark	53.000	41	Eps Car	1.8600	4100.0	106	25112	No
143	GOM_NL__2PRFIN20061219_095911_000000542054_00008_25112_0606.N1	19-DEC-2006 09:59:11	Dark	53.500	2	Alp Car	-0.73600	7000.0	107	25112	No
144	GOM_NL__2PRFIN20061219_100508_000000432054_00008_25112_0607.N1	19-DEC-2006 10:05:08	Straylight	42.500	108	Alp Col	2.6520	15200.	85	25112	No
145	GOM_NL__2PRFIN20061219_101001_000000442054_00008_25112_0608.N1	19-DEC-2006 10:10:01	Straylight	44.000	101	11Alp Lep	2.5820	7000.0	88	25112	No
146	GOM_NL__2PRFIN20061219_101302_000000482054_00008_25112_0609.N1	19-DEC-2006 10:13:02	Straylight	47.500	7	19Bet Ori	0.10000	14000.	95	25112	No
147	GOM_NL__2PRFIN20061219_102018_000000512054_00008_25112_0610.N1	19-DEC-2006 10:20:18	Tw_i_and_stray	50.500	13	87Alp Tau	0.86700	3800.0	101	25112	No
148	GOM_NL__2PRFIN20061219_102235_000000362054_00008_25112_0611.N1	19-DEC-2006 10:22:35	Bright	36.000	146	25Eta Tau	2.8730	15200.	72	25112	No
149	GOM_NL__2PRFIN20061219_102443_000000342054_00008_25112_0612.N1	19-DEC-2006 10:24:43	Bright	33.500	150	44Zet Per	2.8900	28000.	67	25112	No
150	GOM_NL__2PRFIN20061219_102658_000000342054_00008_25112_0613.N1	19-DEC-2006 10:26:58	Bright	34.000	149	45Eps Per	2.8880	30000.	68	25112	No
151	GOM_NL__2PRFIN20061219_102911_000000352054_00008_25112_0614.N1	19-DEC-2006 10:29:11	Bright	35.000	175	39Del Per	3.0100	19400.	70	25112	No
152	GOM_NL__2PRFIN20061219_103102_000000352054_00008_25112_0615.N1	19-DEC-2006 10:31:02	Bright	34.500	160	23Gam Per	2.9300	4700.0	69	25112	No
153	GOM_NL__2PRFIN20061219_104051_000000372054_00008_25112_0616.N1	19-DEC-2006 10:40:51	Bright	36.500	49	1Alp UMi	1.9900	6300.0	73	25112	No
154	GOM_NL__2PRFIN20061219_104532_000000372054_00008_25112_0617.N1	19-DEC-2006 10:45:32	Bright	36.500	60	7Bet UMi	2.0810	3950.0	73	25112	No
155	GOM_NL__2PRFIN20061219_104855_000000352054_00008_25112_0618.N1	19-DEC-2006 10:48:55	Bright	35.000	119	14Eta Dra	2.7270	4700.0	70	25112	No
156	GOM_NL__2PRFIN20061219_105611_000000382054_00008_25112_0619.N1	19-DEC-2006 10:56:11	Bright	38.000	180	27Gam Boo	3.0400	8000.0	76	25112	No
157	GOM_NL__2PRFIN20061219_105928_000000352054_00008_25112_0620.N1	19-DEC-2006 10:59:28	Bright	35.000	83		2.3780	11000.	70	25112	No
158	GOM_NL__2PRFIN20061219_110435_000000332054_00008_25112_0621.N1	19-DEC-2006 11:04:35	Bright	32.500	102	24Alp Ser	2.6000	4250.0	65	25112	No
159	GOM_NL__2PRFIN20061219_111137_000000362054_00008_25112_0622.N1	19-DEC-2006 11:11:37	Bright	35.500	122	9Alp2Lib	2.7470	9700.0	71	25112	No
160	GOM_NL__2PRFIN20061219_111806_000000432054_00008_25112_0623.N1	19-DEC-2006 11:18:06	Dark	42.500	54	5The Cen	2.0550	4500.0	85	25112	No

161	GOM_NL__2PRFIN20061219_112006_000000392054_00008_25112_0624.N1	19-DEC-2006 11:20:06	Dark	38.500	78	Alp Lup	2.3040	28000.	77	25112	No
162	GOM_NL__2PRFIN20061219_112402_000000502054_00008_25112_0625.N1	19-DEC-2006 11:24:02	Dark	50.000	10	Bet Cen	0.61000	28000.	100	25112	No
163	GOM_NL__2PRFIN20061219_112647_000000402054_00009_25113_0622.N1	19-DEC-2006 11:26:47	Dark	39.500	12	Alp1Cru	0.77500	30000.	79	25113	No
164	GOM_NL__2PRFIN20061219_113144_000000392054_00009_25113_0623.N1	19-DEC-2006 11:31:44	Dark	38.500	159	Ups Car	2.9200	7200.0	77	25113	No
165	GOM_NL__2PRFIN20061219_113310_000000402054_00009_25113_0624.N1	19-DEC-2006 11:33:10	Dark	40.000	71	Iot Car	2.2460	7700.0	80	25113	No
166	GOM_NL__2PRFIN20061219_113502_000000452054_00009_25113_0625.N1	19-DEC-2006 11:35:02	Dark	45.000	41	Eps Car	1.8600	4100.0	90	25113	No
167	GOM_NL__2PRFIN20061219_113947_000000472054_00009_25113_0626.N1	19-DEC-2006 11:39:47	Dark	47.000	2	Alp Car	-0.73600	7000.0	94	25113	No
168	GOM_NL__2PRFIN20061219_114544_000000412054_00009_25113_0627.N1	19-DEC-2006 11:45:44	Straylight	40.500	108	Alp Col	2.6520	15200.	81	25113	No
169	GOM_NL__2PRFIN20061219_115037_000000452054_00009_25113_0628.N1	19-DEC-2006 11:50:37	Straylight	44.500	101	11Alp Lep	2.5820	7000.0	89	25113	No
170	GOM_NL__2PRFIN20061219_115338_000000472054_00009_25113_0629.N1	19-DEC-2006 11:53:38	Straylight	47.000	7	19Bet Ori	0.10000	14000.	94	25113	No
171	GOM_NL__2PRFIN20061219_120054_000000462054_00009_25113_0630.N1	19-DEC-2006 12:00:54	Tw_i_and_stray	46.000	13	87Alp Tau	0.86700	3800.0	92	25113	No
172	GOM_NL__2PRFIN20061219_120311_000000342054_00009_25113_0631.N1	19-DEC-2006 12:03:11	Bright	34.000	146	25Eta Tau	2.8730	15200.	68	25113	No
173	GOM_NL__2PRFIN20061219_120519_000000352054_00009_25113_0632.N1	19-DEC-2006 12:05:19	Bright	35.000	150	44Zet Per	2.8900	28000.	70	25113	No
174	GOM_NL__2PRFIN20061219_120734_000000362054_00009_25113_0633.N1	19-DEC-2006 12:07:34	Bright	35.500	149	45Eps Per	2.8880	30000.	71	25113	No
175	GOM_NL__2PRFIN20061219_120947_000000352054_00009_25113_0634.N1	19-DEC-2006 12:09:47	Bright	34.500	175	39Del Per	3.0100	19400.	69	25113	No
176	GOM_NL__2PRFIN20061219_121138_000000352054_00009_25113_0635.N1	19-DEC-2006 12:11:38	Bright	34.500	160	23Gam Per	2.9300	4700.0	69	25113	No
177	GOM_NL__2PRFIN20061219_122127_000000362054_00009_25113_0636.N1	19-DEC-2006 12:21:27	Bright	35.500	49	1Alp UMi	1.9900	6300.0	71	25113	No
178	GOM_NL__2PRFIN20061219_122608_000000372054_00009_25113_0637.N1	19-DEC-2006 12:26:08	Bright	36.500	60	7Bet UMi	2.0810	3950.0	73	25113	No
179	GOM_NL__2PRFIN20061219_122931_000000352054_00009_25113_0638.N1	19-DEC-2006 12:29:31	Bright	35.000	119	14Eta Dra	2.7270	4700.0	70	25113	No
180	GOM_NL__2PRFIN20061219_123647_000000372054_00009_25113_0639.N1	19-DEC-2006 12:36:47	Bright	37.000	180	27Gam Boo	3.0400	8000.0	74	25113	No
181	GOM_NL__2PRFIN20061219_124004_000000382054_00009_25113_0640.N1	19-DEC-2006 12:40:04	Bright	38.000	83		2.3780	11000.	76	25113	No
182	GOM_NL__2PRFIN20061219_124511_000000332054_00009_25113_0641.N1	19-DEC-2006 12:45:11	Bright	32.500	102	24Alp Ser	2.6000	4250.0	65	25113	No
183	GOM_NL__2PRFIN20061219_125213_000000532054_00009_25113_0642.N1	19-DEC-2006 12:52:13	Bright	53.000	122	9Alp2Lib	2.7470	9700.0	106	25113	No
184	GOM_NL__2PRFIN20061219_125843_000000412054_00009_25113_0643.N1	19-DEC-2006 12:58:43	Dark	41.000	54	5The Cen	2.0550	4500.0	82	25113	No
185	GOM_NL__2PRFIN20061219_130043_000000382054_00009_25113_0644.N1	19-DEC-2006 13:00:43	Dark	38.000	78	Alp Lup	2.3040	28000.	76	25113	No
186	GOM_NL__2PRFIN20061219_130438_000000342054_00009_25113_0645.N1	19-DEC-2006 13:04:38	Dark	34.000	10	Bet Cen	0.61000	28000.	68	25113	No
187	GOM_NL__2PRFIN20061219_130723_000000412054_00010_25114_0622.N1	19-DEC-2006 13:07:23	Dark	41.000	12	Alp1Cru	0.77500	30000.	82	25114	No
188	GOM_NL__2PRFIN20061219_131221_000000402054_00010_25114_0623.N1	19-DEC-2006 13:12:21	Dark	39.500	159	Ups Car	2.9200	7200.0	79	25114	No
189	GOM_NL__2PRFIN20061219_131347_000000412054_00010_25114_0624.N1	19-DEC-2006 13:13:47	Dark	41.000	71	Iot Car	2.2460	7700.0	82	25114	No
190	GOM_NL__2PRFIN20061219_131538_000000412054_00010_25114_0625.N1	19-DEC-2006 13:15:38	Dark	41.000	41	Eps Car	1.8600	4100.0	82	25114	No
191	GOM_NL__2PRFIN20061219_132023_000000472054_00010_25114_0626.N1	19-DEC-2006 13:20:23	Dark	46.500	2	Alp Car	-0.73600	7000.0	93	25114	No
192	GOM_NL__2PRFIN20061219_132620_000000412054_00010_25114_0627.N1	19-DEC-2006 13:26:20	Straylight	41.000	108	Alp Col	2.6520	15200.	82	25114	No
193	GOM_NL__2PRFIN20061219_133113_000000412054_00010_25114_0628.N1	19-DEC-2006 13:31:13	Straylight	40.500	101	11Alp Lep	2.5820	7000.0	81	25114	No
194	GOM_NL__2PRFIN20061219_133413_000000472054_00010_25114_0629.N1	19-DEC-2006 13:34:13	Straylight	47.000	7	19Bet Ori	0.10000	14000.	94	25114	No
195	GOM_NL__2PRFIN20061219_134130_000000462054_00010_25114_0630.N1	19-DEC-2006 13:41:30	Tw_i_and_stray	45.500	13	87Alp Tau	0.86700	3800.0	91	25114	No
196	GOM_NL__2PRFIN20061219_134348_000000362054_00010_25114_0631.N1	19-DEC-2006 13:43:48	Bright	35.500	146	25Eta Tau	2.8730	15200.	71	25114	No
197	GOM_NL__2PRFIN20061219_134555_000000352054_00010_25114_0632.N1	19-DEC-2006 13:45:55	Bright	35.000	150	44Zet Per	2.8900	28000.	70	25114	No
198	GOM_NL__2PRFIN20061219_134810_000000342054_00010_25114_0633.N1	19-DEC-2006 13:48:10	Bright	34.000	149	45Eps Per	2.8880	30000.	68	25114	No
199	GOM_NL__2PRFIN20061219_135023_000000342054_00010_25114_0634.N1	19-DEC-2006 13:50:23	Bright	34.000	175	39Del Per	3.0100	19400.	68	25114	No
200	GOM_NL__2PRFIN20061219_135214_000000352054_00010_25114_0635.N1	19-DEC-2006 13:52:14	Bright	34.500	160	23Gam Per	2.9300	4700.0	69	25114	No
201	GOM_NL__2PRFIN20061219_140203_000000362054_00010_25114_0636.N1	19-DEC-2006 14:02:03	Bright	36.000	49	1Alp UMi	1.9900	6300.0	72	25114	No
202	GOM_NL__2PRFIN20061219_140644_000000372054_00010_25114_0637.N1	19-DEC-2006 14:06:44	Bright	36.500	60	7Bet UMi	2.0810	3950.0	73	25114	No
203	GOM_NL__2PRFIN20061219_141007_000000362054_00010_25114_0638.N1	19-DEC-2006 14:10:07	Bright	35.500	119	14Eta Dra	2.7270	4700.0	71	25114	No
204	GOM_NL__2PRFIN20061219_141723_000000362054_00010_25114_0639.N1	19-DEC-2006 14:17:23	Bright	36.000	180	27Gam Boo	3.0400	8000.0	72	25114	No
205	GOM_NL__2PRFIN20061219_142040_000000362054_00010_25114_0640.N1	19-DEC-2006 14:20:40	Bright	36.000	83		2.3780	11000.	72	25114	No
206	GOM_NL__2PRFIN20061219_142548_000000332054_00010_25114_0641.N1	19-DEC-2006 14:25:48	Bright	32.500	102	24Alp Ser	2.6000	4250.0	65	25114	No
207	GOM_NL__2PRFIN20061219_143249_000000532054_00010_25114_0642.N1	19-DEC-2006 14:32:49	Bright	53.000	122	9Alp2Lib	2.7470	9700.0	106	25114	No
208	GOM_NL__2PRFIN20061219_143919_000000442054_00010_25114_0643.N1	19-DEC-2006 14:39:19	Dark	44.000	54	5The Cen	2.0550	4500.0	88	25114	No
209	GOM_NL__2PRFIN20061219_144119_000000362054_00010_25114_0644.N1	19-DEC-2006 14:41:19	Dark	36.000	78	Alp Lup	2.3040	28000.	72	25114	No
210	GOM_NL__2PRFIN20061219_144514_000000442054_00010_25114_0645.N1	19-DEC-2006 14:45:14	Dark	44.000	10	Bet Cen	0.61000	28000.	88	25114	No
211	GOM_NL__2PRFIN20061219_144800_000000372054_00011_25115_0622.N1	19-DEC-2006 14:48:00	Dark	37.000	12	Alp1Cru	0.77500	30000.	74	25115	No
212	GOM_NL__2PRFIN20061219_145257_000000382054_00011_25115_0623.N1	19-DEC-2006 14:52:57	Dark	38.000	159	Ups Car	2.9200	7200.0	76	25115	No
213	GOM_NL__2PRFIN20061219_145424_000000422054_00011_25115_0624.N1	19-DEC-2006 14:54:24	Dark	42.000	71	Iot Car	2.2460	7700.0	84	25115	No
214	GOM_NL__2PRFIN20061219_145615_000000432054_00011_25115_0625.N1	19-DEC-2006 14:56:15	Dark	43.000	41	Eps Car	1.8600	4100.0	86	25115	No
215	GOM_NL__2PRFIN20061219_150100_000000522054_00011_25115_0626.N1	19-DEC-2006 15:01:00	Dark	51.500	2	Alp Car	-0.73600	7000.0	103	25115	No
216	GOM_NL__2PRFIN20061219_150656_000000402054_00011_25115_0627.N1	19-DEC-2006 15:06:56	Straylight	39.500	108	Alp Col	2.6520	15200.	79	25115	No
217	GOM_NL__2PRFIN20061219_151149_000000432054_00011_25115_0628.N1	19-DEC-2006 15:11:49	Straylight	43.000	101	11Alp Lep	2.5820	7000.0	86	25115	No
218	GOM_NL__2PRFIN20061219_151449_000000492054_00011_25115_0629.N1	19-DEC-2006 15:14:49	Straylight	48.500	7	19Bet Ori	0.10000	14000.	97	25115	No
219	GOM_NL__2PRFIN20061219_152206_000000532054_00011_25115_0630.N1	19-DEC-2006 15:22:06	Tw_i_and_stray	53.000	13	87Alp Tau	0.86700	3800.0	106	25115	No

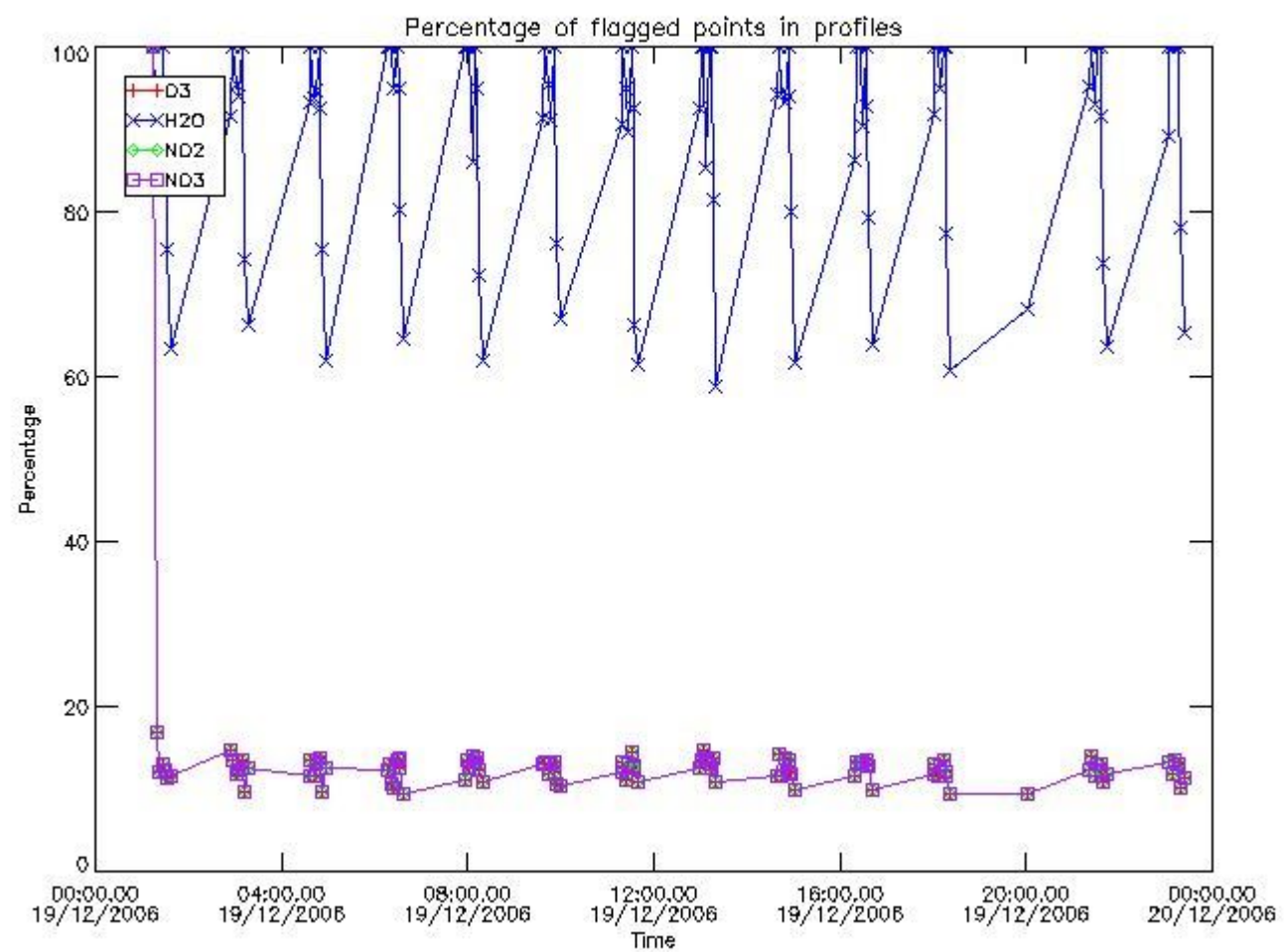
220	GOM_NL__2PRFIN20061219_152424_000000362054_00011_25115_0631.N1	19-DEC-2006 15:24:24	Bright	35.500	146	25Eta Tau	2.8730	15200.	71	25115	No
221	GOM_NL__2PRFIN20061219_152631_000000362054_00011_25115_0632.N1	19-DEC-2006 15:26:31	Bright	36.000	150	44Zet Per	2.8900	28000.	72	25115	No
222	GOM_NL__2PRFIN20061219_152846_000000342054_00011_25115_0633.N1	19-DEC-2006 15:28:46	Bright	33.500	149	45Eps Per	2.8880	30000.	67	25115	No
223	GOM_NL__2PRFIN20061219_153059_000000342054_00011_25115_0634.N1	19-DEC-2006 15:30:59	Bright	33.500	175	39Del Per	3.0100	19400.	67	25115	No
224	GOM_NL__2PRFIN20061219_153250_000000362054_00011_25115_0635.N1	19-DEC-2006 15:32:50	Bright	36.000	160	23Gam Per	2.9300	4700.0	72	25115	No
225	GOM_NL__2PRFIN20061219_154239_000000352054_00011_25115_0636.N1	19-DEC-2006 15:42:39	Bright	34.500	49	1Alp UMi	1.9900	6300.0	69	25115	No
226	GOM_NL__2PRFIN20061219_154720_000000532054_00011_25115_0637.N1	19-DEC-2006 15:47:20	Bright	53.000	60	7Bet UMi	2.0810	3950.0	106	25115	No
227	GOM_NL__2PRFIN20061219_155043_000000362054_00011_25115_0638.N1	19-DEC-2006 15:50:43	Bright	35.500	119	14Eta Dra	2.7270	4700.0	71	25115	No
228	GOM_NL__2PRFIN20061219_155759_000000362054_00011_25115_0639.N1	19-DEC-2006 15:57:59	Bright	35.500	180	27Gam Boo	3.0400	8000.0	71	25115	No
229	GOM_NL__2PRFIN20061219_160117_000000372054_00011_25115_0640.N1	19-DEC-2006 16:01:17	Bright	36.500	83		2.3780	11000.	73	25115	No
230	GOM_NL__2PRFIN20061219_160624_000000332054_00011_25115_0641.N1	19-DEC-2006 16:06:24	Bright	32.500	102	24Alp Ser	2.6000	4250.0	65	25115	No
231	GOM_NL__2PRFIN20061219_161326_000000412054_00011_25115_0642.N1	19-DEC-2006 16:13:26	Bright	40.500	122	9Alp2Lib	2.7470	9700.0	81	25115	No
232	GOM_NL__2PRFIN20061219_161956_000000452054_00011_25115_0643.N1	19-DEC-2006 16:19:56	Dark	44.500	54	5The Cen	2.0550	4500.0	89	25115	No
233	GOM_NL__2PRFIN20061219_162155_000000392054_00011_25115_0644.N1	19-DEC-2006 16:21:55	Dark	38.500	78	Alp Lup	2.3040	28000.	77	25115	No
234	GOM_NL__2PRFIN20061219_162551_000000392054_00011_25115_0645.N1	19-DEC-2006 16:25:51	Dark	38.500	10	Bet Cen	0.61000	28000.	77	25115	No
235	GOM_NL__2PRFIN20061219_162836_000000422054_00012_25116_0622.N1	19-DEC-2006 16:28:36	Dark	42.000	12	Alp1Cru	0.77500	30000.	84	25116	No
236	GOM_NL__2PRFIN20061219_163334_000000392054_00012_25116_0623.N1	19-DEC-2006 16:33:34	Dark	39.000	159	Ups Car	2.9200	7200.0	78	25116	No
237	GOM_NL__2PRFIN20061219_163500_000000422054_00012_25116_0624.N1	19-DEC-2006 16:35:00	Dark	41.500	71	lot Car	2.2460	7700.0	83	25116	No
238	GOM_NL__2PRFIN20061219_163651_000000442054_00012_25116_0625.N1	19-DEC-2006 16:36:51	Dark	44.000	41	Eps Car	1.8600	4100.0	88	25116	No
239	GOM_NL__2PRFIN20061219_164136_000000512054_00012_25116_0626.N1	19-DEC-2006 16:41:36	Dark	51.000	2	Alp Car	-0.73600	7000.0	102	25116	No
240	GOM_NL__2PRFIN20061219_164733_000000402054_00012_25116_0627.N1	19-DEC-2006 16:47:33	Straylight	39.500	108	Alp Col	2.6520	15200.	79	25116	No
241	GOM_NL__2PRFIN20061219_165225_000000442054_00012_25116_0628.N1	19-DEC-2006 16:52:25	Straylight	44.000	101	11Alp Lep	2.5820	7000.0	88	25116	No
242	GOM_NL__2PRFIN20061219_165526_000000492054_00012_25116_0629.N1	19-DEC-2006 16:55:26	Straylight	48.500	7	19Bet Ori	0.10000	14000.	97	25116	No
243	GOM_NL__2PRFIN20061219_170242_000000532054_00012_25116_0630.N1	19-DEC-2006 17:02:42	Tw_i_and_stray	53.000	13	87Alp Tau	0.86700	3800.0	106	25116	No
244	GOM_NL__2PRFIN20061219_170500_000000352054_00012_25116_0631.N1	19-DEC-2006 17:05:00	Bright	35.000	146	25Eta Tau	2.8730	15200.	70	25116	No
245	GOM_NL__2PRFIN20061219_170707_000000362054_00012_25116_0632.N1	19-DEC-2006 17:07:07	Bright	35.500	150	44Zet Per	2.8900	28000.	71	25116	No
246	GOM_NL__2PRFIN20061219_170922_000000342054_00012_25116_0633.N1	19-DEC-2006 17:09:22	Bright	34.000	149	45Eps Per	2.8880	30000.	68	25116	No
247	GOM_NL__2PRFIN20061219_171135_000000342054_00012_25116_0634.N1	19-DEC-2006 17:11:35	Bright	34.000	175	39Del Per	3.0100	19400.	68	25116	No
248	GOM_NL__2PRFIN20061219_171326_000000342054_00012_25116_0635.N1	19-DEC-2006 17:13:26	Bright	33.500	160	23Gam Per	2.9300	4700.0	67	25116	No
249	GOM_NL__2PRFIN20061219_172315_000000362054_00012_25116_0636.N1	19-DEC-2006 17:23:15	Bright	36.000	49	1Alp UMi	1.9900	6300.0	72	25116	No
250	GOM_NL__2PRFIN20061219_172756_000000462054_00012_25116_0637.N1	19-DEC-2006 17:27:56	Bright	45.500	60	7Bet UMi	2.0810	3950.0	91	25116	No
251	GOM_NL__2PRFIN20061219_173119_000000392054_00012_25116_0638.N1	19-DEC-2006 17:31:19	Bright	38.500	119	14Eta Dra	2.7270	4700.0	77	25116	No
252	GOM_NL__2PRFIN20061219_173835_000000382054_00012_25116_0639.N1	19-DEC-2006 17:38:35	Bright	37.500	180	27Gam Boo	3.0400	8000.0	75	25116	No
253	GOM_NL__2PRFIN20061219_174153_000000372054_00012_25116_0640.N1	19-DEC-2006 17:41:53	Bright	36.500	83		2.3780	11000.	73	25116	No
254	GOM_NL__2PRFIN20061219_174700_000000332054_00012_25116_0641.N1	19-DEC-2006 17:47:00	Bright	33.000	102	24Alp Ser	2.6000	4250.0	66	25116	No
255	GOM_NL__2PRFIN20061219_175402_000000532054_00012_25116_0642.N1	19-DEC-2006 17:54:02	Bright	53.000	122	9Alp2Lib	2.7470	9700.0	106	25116	No
256	GOM_NL__2PRFIN20061219_180032_000000442054_00012_25116_0643.N1	19-DEC-2006 18:00:32	Dark	43.500	54	5The Cen	2.0550	4500.0	87	25116	No
257	GOM_NL__2PRFIN20061219_180231_000000402054_00012_25116_0644.N1	19-DEC-2006 18:02:31	Dark	39.500	78	Alp Lup	2.3040	28000.	79	25116	No
258	GOM_NL__2PRFIN20061219_180627_000000452054_00012_25116_0645.N1	19-DEC-2006 18:06:27	Dark	44.500	10	Bet Cen	0.61000	28000.	89	25116	No
259	GOM_NL__2PRFIN20061219_180912_000000402054_00013_25117_0622.N1	19-DEC-2006 18:09:12	Dark	40.000	12	Alp1Cru	0.77500	30000.	80	25117	No
260	GOM_NL__2PRFIN20061219_181410_000000382054_00013_25117_0623.N1	19-DEC-2006 18:14:10	Dark	37.500	159	Ups Car	2.9200	7200.0	75	25117	No
261	GOM_NL__2PRFIN20061219_181537_000000432054_00013_25117_0624.N1	19-DEC-2006 18:15:37	Dark	42.500	71	lot Car	2.2460	7700.0	85	25117	No
262	GOM_NL__2PRFIN20061219_181728_000000452054_00013_25117_0625.N1	19-DEC-2006 18:17:28	Dark	44.500	41	Eps Car	1.8600	4100.0	89	25117	No
263	GOM_NL__2PRFIN20061219_182212_000000542054_00013_25117_0626.N1	19-DEC-2006 18:22:12	Dark	53.500	2	Alp Car	-0.73600	7000.0	107	25117	No
264	GOM_NL__2PRFIN20061219_182809_000000412054_00013_25117_0627.N1	19-DEC-2006 18:28:09	Straylight	40.500	108	Alp Col	2.6520	15200.	81	25117	No
265	GOM_NL__2PRFIN20061219_183301_000000432054_00013_25117_0628.N1	19-DEC-2006 18:33:01	Straylight	43.000	101	11Alp Lep	2.5820	7000.0	86	25117	No
266	GOM_NL__2PRFIN20061219_183602_000000532054_00013_25117_0629.N1	19-DEC-2006 18:36:02	Straylight	52.500	7	19Bet Ori	0.10000	14000.	105	25117	No
267	GOM_NL__2PRFIN20061219_200249_000000542054_00014_25118_0622.N1	19-DEC-2006 20:02:49	Dark	54.000	2	Alp Car	-0.73600	7000.0	108	25118	No
268	GOM_NL__2PRFIN20061219_200845_000000402054_00014_25118_0623.N1	19-DEC-2006 20:08:45	Straylight	40.000	108	Alp Col	2.6520	15200.	80	25118	No
269	GOM_NL__2PRFIN20061219_201337_000000432054_00014_25118_0624.N1	19-DEC-2006 20:13:37	Straylight	42.500	101	11Alp Lep	2.5820	7000.0	85	25118	No
270	GOM_NL__2PRFIN20061219_201638_000000472054_00014_25118_0625.N1	19-DEC-2006 20:16:38	Straylight	47.000	7	19Bet Ori	0.10000	14000.	94	25118	No
271	GOM_NL__2PRFIN20061219_202353_000000472054_00014_25118_0626.N1	19-DEC-2006 20:23:53	Tw_i_and_stray	47.000	13	87Alp Tau	0.86700	3800.0	94	25118	No
272	GOM_NL__2PRFIN20061219_202612_000000352054_00014_25118_0627.N1	19-DEC-2006 20:26:12	Bright	34.500	146	25Eta Tau	2.8730	15200.	69	25118	No
273	GOM_NL__2PRFIN20061219_202819_000000352054_00014_25118_0628.N1	19-DEC-2006 20:28:19	Bright	34.500	150	44Zet Per	2.8900	28000.	69	25118	No
274	GOM_NL__2PRFIN20061219_203034_000000352054_00014_25118_0629.N1	19-DEC-2006 20:30:34	Bright	34.500	149	45Eps Per	2.8880	30000.	69	25118	No
275	GOM_NL__2PRFIN20061219_203247_000000342054_00014_25118_0630.N1	19-DEC-2006 20:32:47	Bright	34.000	175	39Del Per	3.0100	19400.	68	25118	No
276	GOM_NL__2PRFIN20061219_203439_000000522054_00014_25118_0631.N1	19-DEC-2006 20:34:39	Bright	52.000	160	23Gam Per	2.9300	4700.0	104	25118	No
277	GOM_NL__2PRFIN20061219_204427_000000362054_00014_25118_0632.N1	19-DEC-2006 20:44:27	Bright	36.000	49	1Alp UMi	1.9900	6300.0	72	25118	No
278	GOM_NL__2PRFIN20061219_204908_000000372054_00014_25118_0633.N1	19-DEC-2006 20:49:08	Bright	37.000	60	7Bet UMi	2.0810	3950.0	74	25118	No

279	GOM_NL__2PRFIN20061219_205232_000000352054_00014_25118_0634.N1	19-DEC-2006 20:52:32	Bright	34.500	119	14Eta Dra	2.7270	4700.0	69	25118	No
280	GOM_NL__2PRFIN20061219_205948_000000412054_00014_25118_0635.N1	19-DEC-2006 20:59:48	Bright	41.000	180	27Gam Boo	3.0400	8000.0	82	25118	No
281	GOM_NL__2PRFIN20061219_210305_000000552054_00014_25118_0636.N1	19-DEC-2006 21:03:05	Bright	55.000	83		2.3780	11000.	110	25118	No
282	GOM_NL__2PRFIN20061219_210812_000000332054_00014_25118_0637.N1	19-DEC-2006 21:08:12	Bright	33.000	102	24Alp Ser	2.6000	4250.0	66	25118	No
283	GOM_NL__2PRFIN20061219_211515_000000372054_00014_25118_0638.N1	19-DEC-2006 21:15:15	Bright	36.500	122	9Alp2Lib	2.7470	9700.0	73	25118	No
284	GOM_NL__2PRFIN20061219_212145_000000422054_00014_25118_0639.N1	19-DEC-2006 21:21:45	Dark	41.500	54	5The Cen	2.0550	4500.0	83	25118	No
285	GOM_NL__2PRFIN20061219_212344_000000372054_00014_25118_0640.N1	19-DEC-2006 21:23:44	Dark	36.500	78	Alp Lup	2.3040	28000.	73	25118	No
286	GOM_NL__2PRFIN20061219_212739_000000442054_00014_25118_0641.N1	19-DEC-2006 21:27:39	Dark	44.000	10	Bet Cen	0.61000	28000.	88	25118	No
287	GOM_NL__2PRFIN20061219_213025_000000402054_00015_25119_0622.N1	19-DEC-2006 21:30:25	Dark	39.500	12	Alp1Cru	0.77500	30000.	79	25119	No
288	GOM_NL__2PRFIN20061219_213523_000000402054_00015_25119_0623.N1	19-DEC-2006 21:35:23	Dark	39.500	159	Ups Car	2.9200	7200.0	79	25119	No
289	GOM_NL__2PRFIN20061219_213650_000000432054_00015_25119_0624.N1	19-DEC-2006 21:36:50	Dark	42.500	71	lot Car	2.2460	7700.0	85	25119	No
290	GOM_NL__2PRFIN20061219_213840_000000522054_00015_25119_0625.N1	19-DEC-2006 21:38:40	Dark	52.000	41	Eps Car	1.8600	4100.0	104	25119	No
291	GOM_NL__2PRFIN20061219_214325_000000432054_00015_25119_0626.N1	19-DEC-2006 21:43:25	Dark	43.000	2	Alp Car	-0.73600	7000.0	86	25119	No
292	GOM_NL__2PRFIN20061219_214921_000000412054_00015_25119_0627.N1	19-DEC-2006 21:49:21	Straylight	41.000	108	Alp Col	2.6520	15200.	82	25119	No
293	GOM_NL__2PRFIN20061219_215413_000000382054_00015_25119_0628.N1	19-DEC-2006 21:54:13	Straylight	37.500	101	11Alp Lep	2.5820	7000.0	75	25119	No
294	GOM_NL__2PRFIN20061219_215713_000000492054_00015_25119_0629.N1	19-DEC-2006 21:57:13	Straylight	49.000	7	19Bet Ori	0.10000	14000.	98	25119	No
295	GOM_NL__2PRFIN20061219_220429_000000482054_00015_25119_0630.N1	19-DEC-2006 22:04:29	Tw_i_and_stray	47.500	13	87Alp Tau	0.86700	3800.0	95	25119	No
296	GOM_NL__2PRFIN20061219_220648_000000352054_00015_25119_0631.N1	19-DEC-2006 22:06:48	Bright	34.500	146	25Eta Tau	2.8730	15200.	69	25119	No
297	GOM_NL__2PRFIN20061219_220855_000000342054_00015_25119_0632.N1	19-DEC-2006 22:08:55	Bright	33.500	150	44Zet Per	2.8900	28000.	67	25119	No
298	GOM_NL__2PRFIN20061219_221110_000000342054_00015_25119_0633.N1	19-DEC-2006 22:11:10	Bright	34.000	149	45Eps Per	2.8880	30000.	68	25119	No
299	GOM_NL__2PRFIN20061219_221323_000000342054_00015_25119_0634.N1	19-DEC-2006 22:13:23	Bright	33.500	175	39Del Per	3.0100	19400.	67	25119	No
300	GOM_NL__2PRFIN20061219_221515_000000352054_00015_25119_0635.N1	19-DEC-2006 22:15:15	Bright	34.500	160	23Gam Per	2.9300	4700.0	69	25119	No
301	GOM_NL__2PRFIN20061219_222503_000000332054_00015_25119_0636.N1	19-DEC-2006 22:25:03	Bright	32.500	49	1Alp UMi	1.9900	6300.0	65	25119	No
302	GOM_NL__2PRFIN20061219_222944_000000372054_00015_25119_0637.N1	19-DEC-2006 22:29:44	Bright	36.500	60	7Bet UMi	2.0810	3950.0	73	25119	No
303	GOM_NL__2PRFIN20061219_223308_000000352054_00015_25119_0638.N1	19-DEC-2006 22:33:08	Bright	35.000	119	14Eta Dra	2.7270	4700.0	70	25119	No
304	GOM_NL__2PRFIN20061219_224023_000000362054_00015_25119_0639.N1	19-DEC-2006 22:40:23	Bright	35.500	180	27Gam Boo	3.0400	8000.0	71	25119	No
305	GOM_NL__2PRFIN20061219_224341_000000362054_00015_25119_0640.N1	19-DEC-2006 22:43:41	Bright	35.500	83		2.3780	11000.	71	25119	No
306	GOM_NL__2PRFIN20061219_224848_000000332054_00015_25119_0641.N1	19-DEC-2006 22:48:48	Bright	33.000	102	24Alp Ser	2.6000	4250.0	66	25119	No
307	GOM_NL__2PRFIN20061219_225551_000000532054_00015_25119_0642.N1	19-DEC-2006 22:55:51	Bright	53.000	122	9Alp2Lib	2.7470	9700.0	106	25119	No
308	GOM_NL__2PRFIN20061219_230221_000000422054_00015_25119_0643.N1	19-DEC-2006 23:02:21	Dark	42.000	54	5The Cen	2.0550	4500.0	84	25119	No
309	GOM_NL__2PRFIN20061219_230420_000000392054_00015_25119_0644.N1	19-DEC-2006 23:04:20	Dark	38.500	78	Alp Lup	2.3040	28000.	77	25119	No
310	GOM_NL__2PRFIN20061219_230815_000000432054_00015_25119_0645.N1	19-DEC-2006 23:08:15	Dark	43.000	10	Bet Cen	0.61000	28000.	86	25119	No
311	GOM_NL__2PRFIN20061219_231102_000000382054_00016_25120_0622.N1	19-DEC-2006 23:11:02	Dark	37.500	12	Alp1Cru	0.77500	30000.	75	25120	No
312	GOM_NL__2PRFIN20061219_231559_000000392054_00016_25120_0623.N1	19-DEC-2006 23:15:59	Dark	39.000	159	Ups Car	2.9200	7200.0	78	25120	No
313	GOM_NL__2PRFIN20061219_231726_000000412054_00016_25120_0624.N1	19-DEC-2006 23:17:26	Dark	41.000	71	lot Car	2.2460	7700.0	82	25120	No
314	GOM_NL__2PRFIN20061219_231917_000000552054_00016_25120_0625.N1	19-DEC-2006 23:19:17	Dark	55.000	41	Eps Car	1.8600	4100.0	110	25120	No
315	GOM_NL__2PRFIN20061219_232401_000000452054_00016_25120_0626.N1	19-DEC-2006 23:24:01	Dark	45.000	2	Alp Car	-0.73600	7000.0	90	25120	No
316	GOM_NL__2PRFIN20061219_232957_000000412054_00016_25120_0627.N1	19-DEC-2006 23:29:57	Straylight	40.500	108	Alp Col	2.6520	15200.	81	25120	No
317	GOM_NL__2PRFIN20061219_233449_000000442054_00016_25120_0628.N1	19-DEC-2006 23:34:49	Straylight	43.500	101	11Alp Lep	2.5820	7000.0	87	25120	No
318	GOM_NL__2PRFIN20061219_233749_000000472054_00016_25120_0629.N1	19-DEC-2006 23:37:49	Straylight	46.500	7	19Bet Ori	0.10000	14000.	93	25120	No
319	GOM_NL__2PRFIN20061219_234505_000000532054_00016_25120_0630.N1	19-DEC-2006 23:45:05	Tw_i_and_stray	53.000	13	87Alp Tau	0.86700	3800.0	106	25120	No
320	GOM_NL__2PRFIN20061219_234724_000000352054_00016_25120_0631.N1	19-DEC-2006 23:47:24	Bright	34.500	146	25Eta Tau	2.8730	15200.	69	25120	No
321	GOM_NL__2PRFIN20061219_234931_000000352054_00016_25120_0632.N1	19-DEC-2006 23:49:31	Bright	35.000	150	44Zet Per	2.8900	28000.	70	25120	No
322	GOM_NL__2PRFIN20061219_235146_000000342054_00016_25120_0633.N1	19-DEC-2006 23:51:46	Bright	34.000	149	45Eps Per	2.8880	30000.	68	25120	No
323	GOM_NL__2PRFIN20061219_235359_000000522054_00016_25120_0634.N1	19-DEC-2006 23:53:59	Bright	52.000	175	39Del Per	3.0100	19400.	104	25120	No
324	GOM_NL__2PRFIN20061219_235551_000000342054_00016_25120_0635.N1	19-DEC-2006 23:55:51	Bright	34.000	160	23Gam Per	2.9300	4700.0	68	25120	No

3. Quality information per product

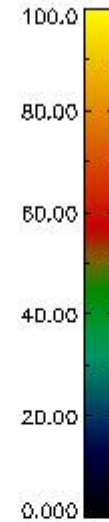
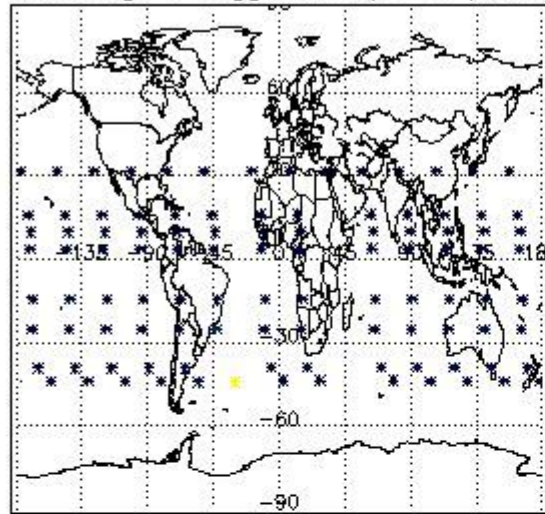
In this section it is plotted some information contained in the Quality Summary data set of the level 2 products. Only products in dark limb conditions and without errors (error flag in the MPH set to "0") are used.

3.1 Plot quality information per product (time dependant)

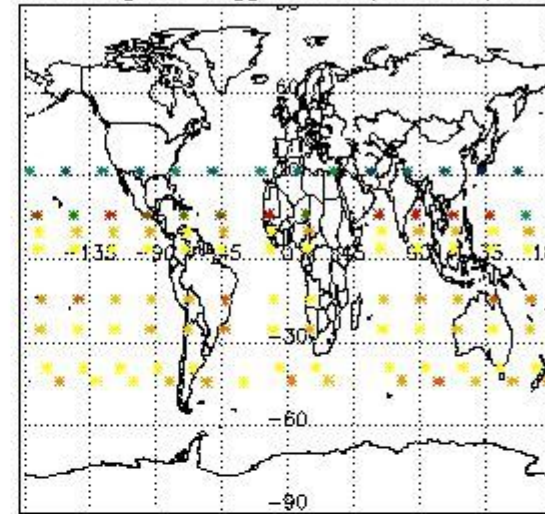


3.2 Plot quality information per product (world map)


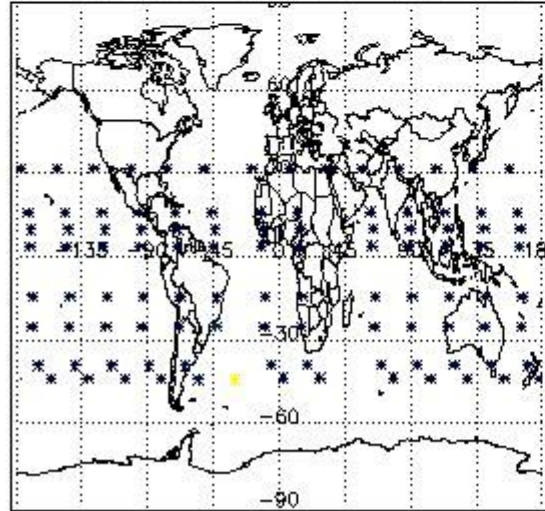
Percentage of flagged data per O3 profile



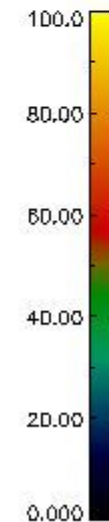
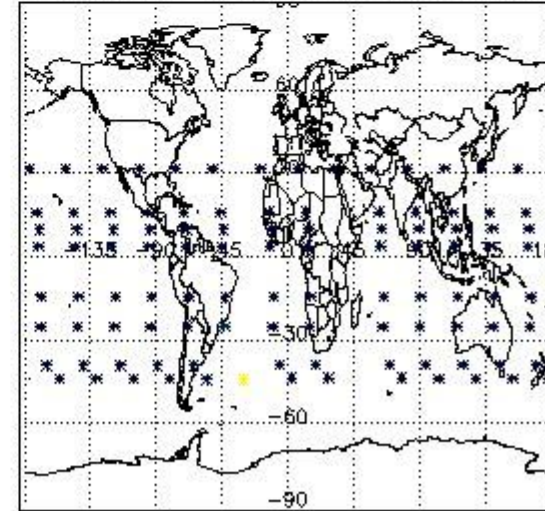
Percentage of flagged data per H2O profile



Percentage of flagged data per NO2 profile



Percentage of flagged data per NO3 profile

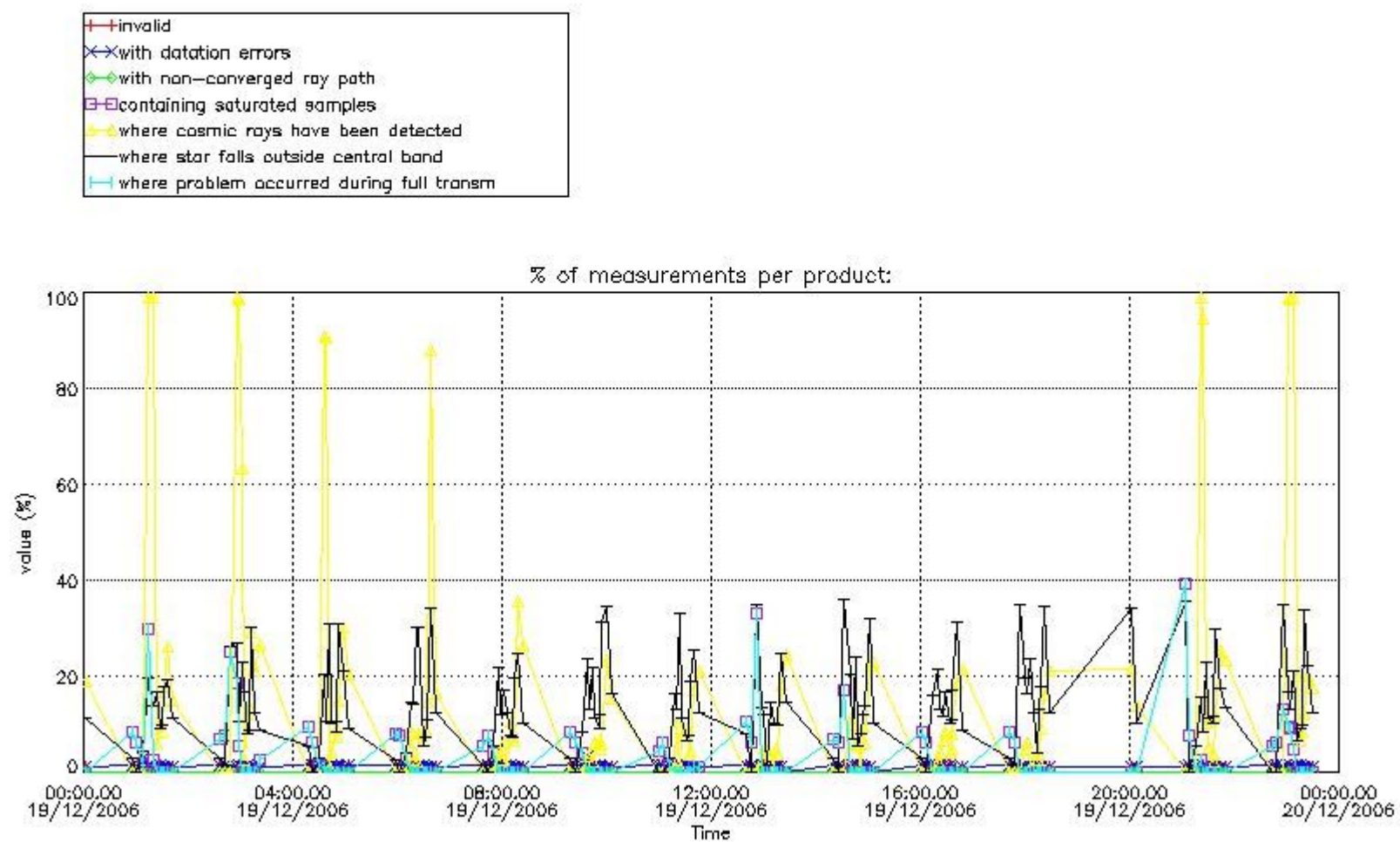


4. Level 1 quality information per product

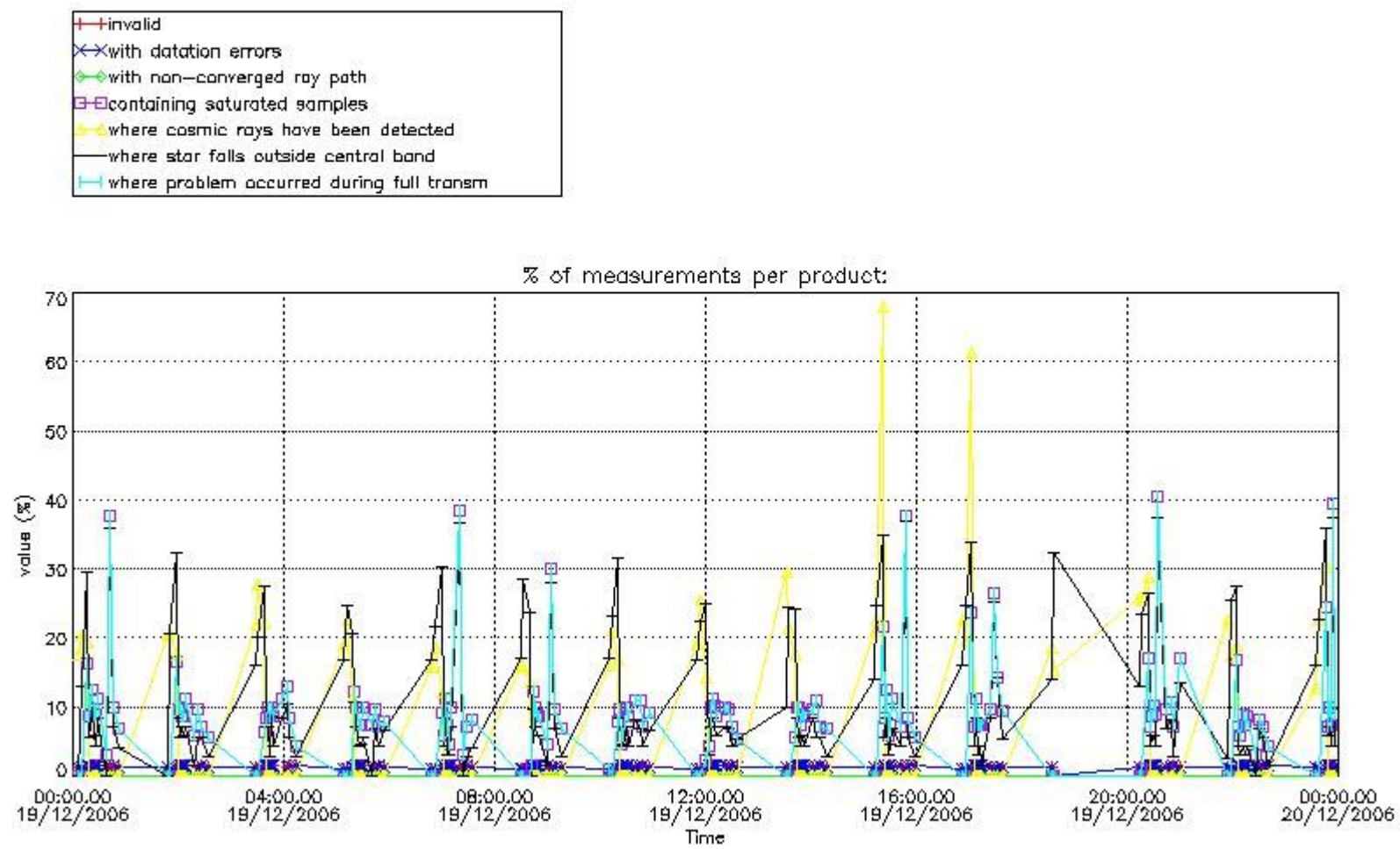
In this section it is plotted some information contained in the Quality Summary data set of the level 2 products that comes from the level 1b processing. Products without errors (error flag in the MPH set to "0") are used.

4.1 Plot quality information per product (time dependant) coming from level 1b processing

4.1.1 Plot level 1 quality information per product (time dependant): ENVISAT ASCENDING passes

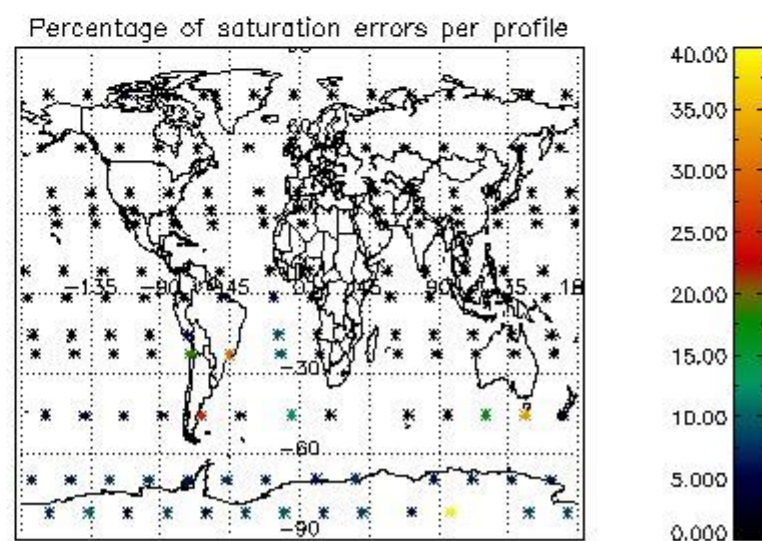
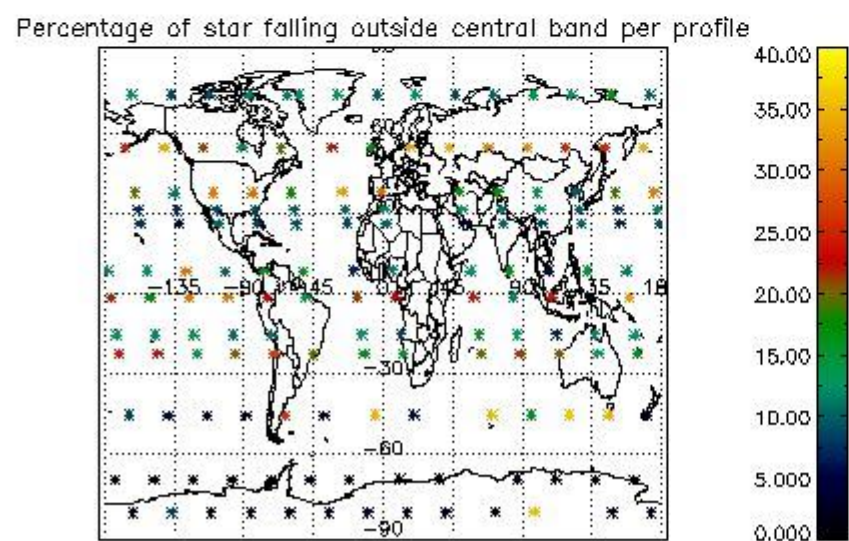
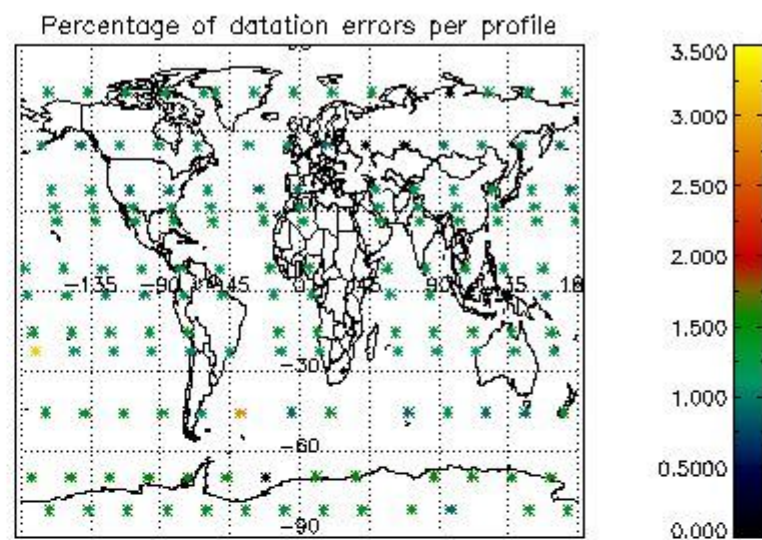
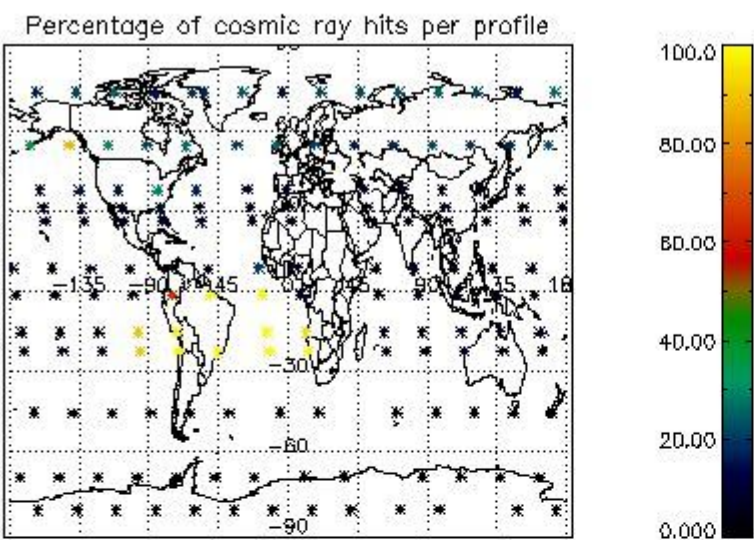


4.1.2 Plot level 1 quality information per product (time dependant): ENVISAT DESCENDING passes



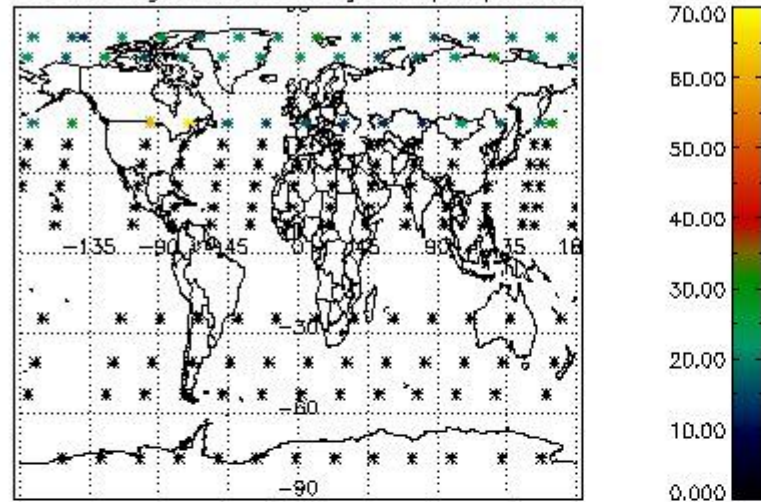
4.2 Plot quality information per product coming from level 1b processing (world map)

4.2.1 Plot level 1 quality information per product (world map): ENVISAT ASCENDING passes

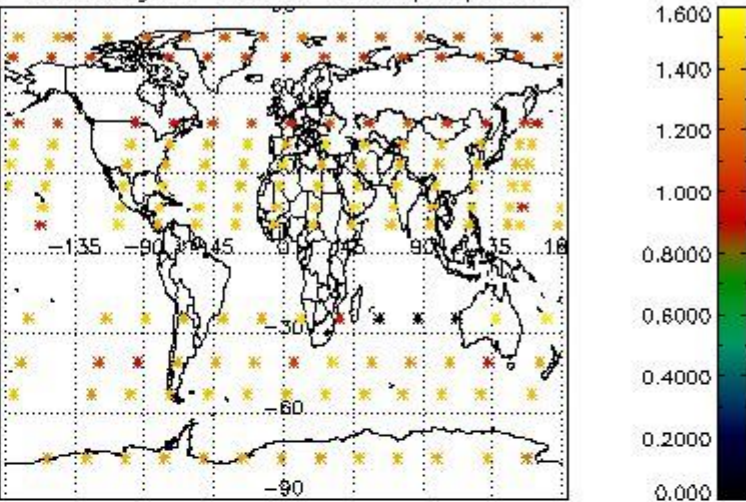


4.2.2 Plot level 1 quality information per product (world map): ENVISAT DESCENDING passes

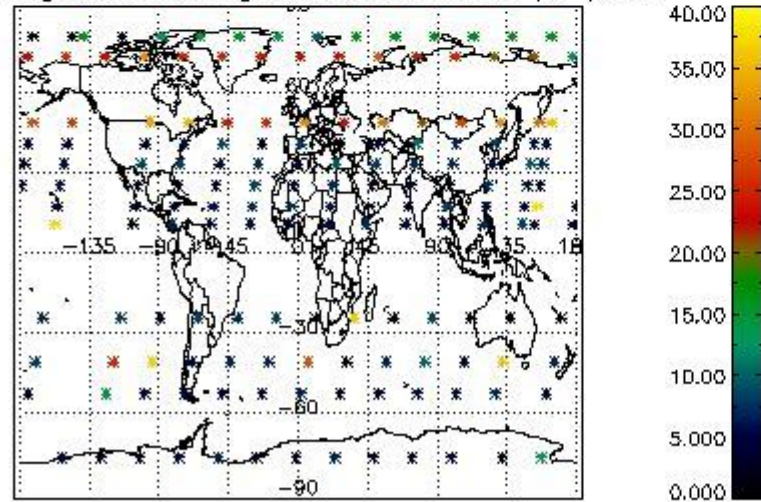
Percentage of cosmic ray hits per profile



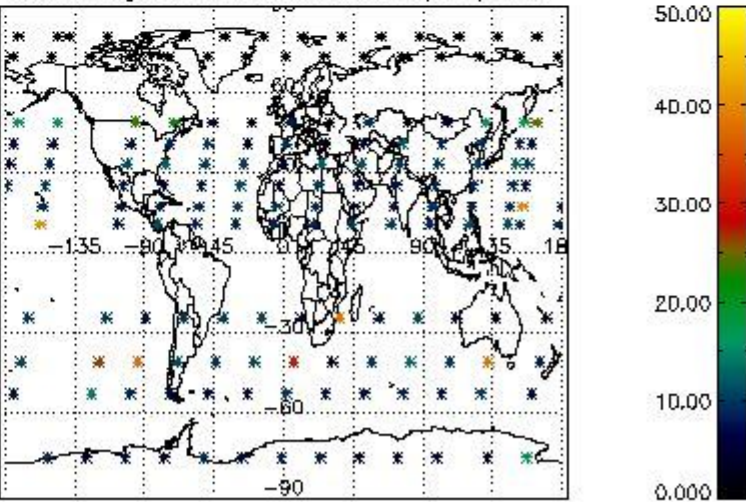
Percentage of datation errors per profile



Percentage of star falling outside central band per profile



Percentage of saturation errors per profile



5. Trace gas profiles

5.1 Ozone statistics based on quality of products

The final quality of the products can be "measured" using the STD (Standard Deviation) attached to every point profile. This information is written to the parameter GOM_NL__2P/NL_LOCAL_SPECIES_DENSITY/o3_std of the level 2 products. The table below shows the statistics for given STD ranges.

The statistics are given with respect to the overall valid production:

- Products without fatal errors: GOM_NL__2P/MPH/PRODUCT_ERR=0
- Valid point profile: GOM_NL__2P/NL_LOCAL_SPECIES_DENSITY/pcd(0)=0

The 'Criteria' is applied to valid points of dark limb products:

- Products in dark limb illumination condition: GOM_NL__2P/NL_SUMMARY_QUALITY/obs_ill_cond=0
- Products without fatal errors: GOM_NL__2P/MPH/PRODUCT_ERR=0
- Valid point profile: GOM_NL__2P/NL_LOCAL_SPECIES_DENSITY/pcd(0)=0

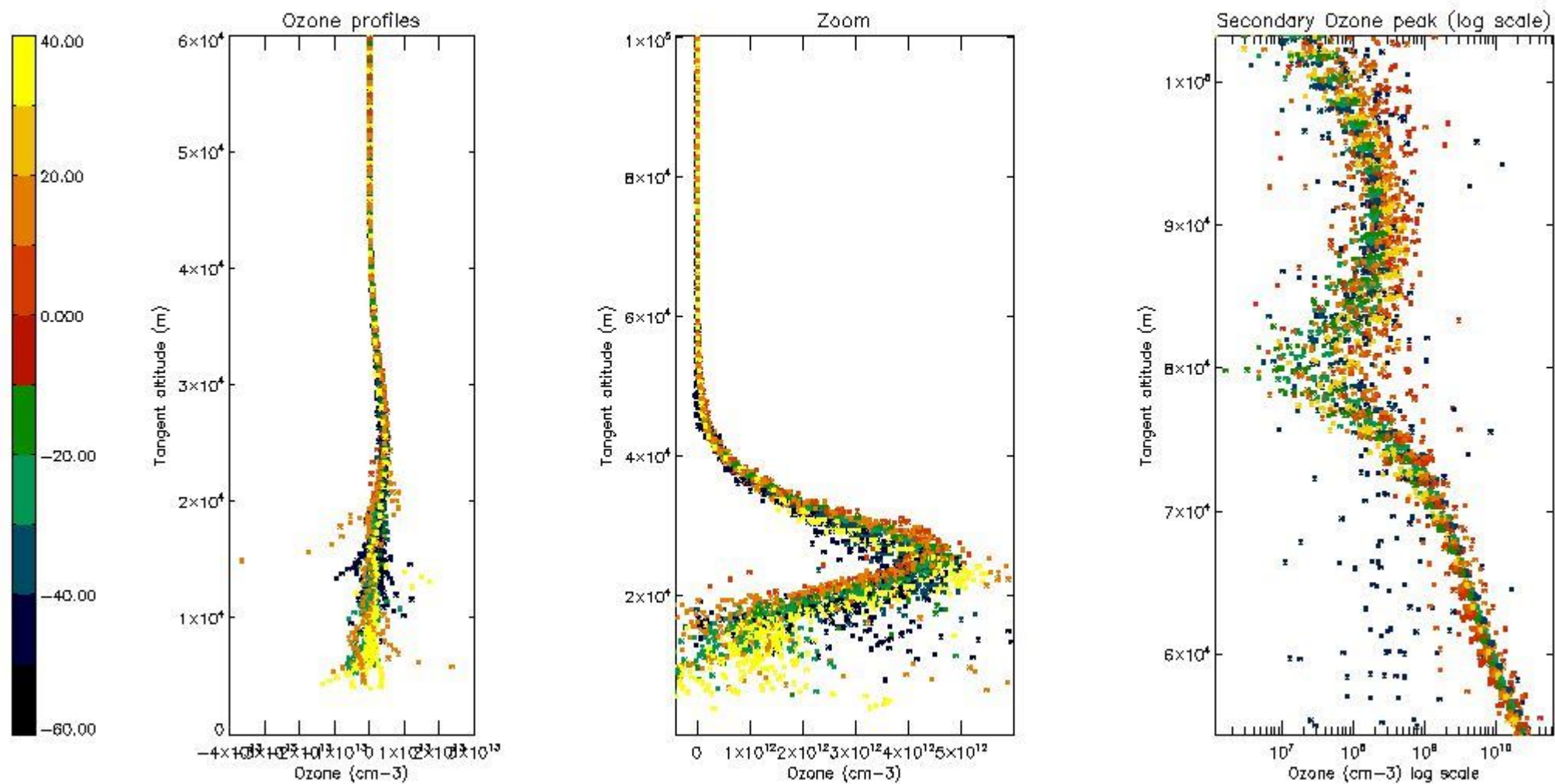
So, the table below shows the percentage of dark limb and valid observations for each criteria with respect to the overall valid daily observations.

Criteria	% of total production
All STD	35
STD < 20	20

STD < 10	15
STD < 5	8

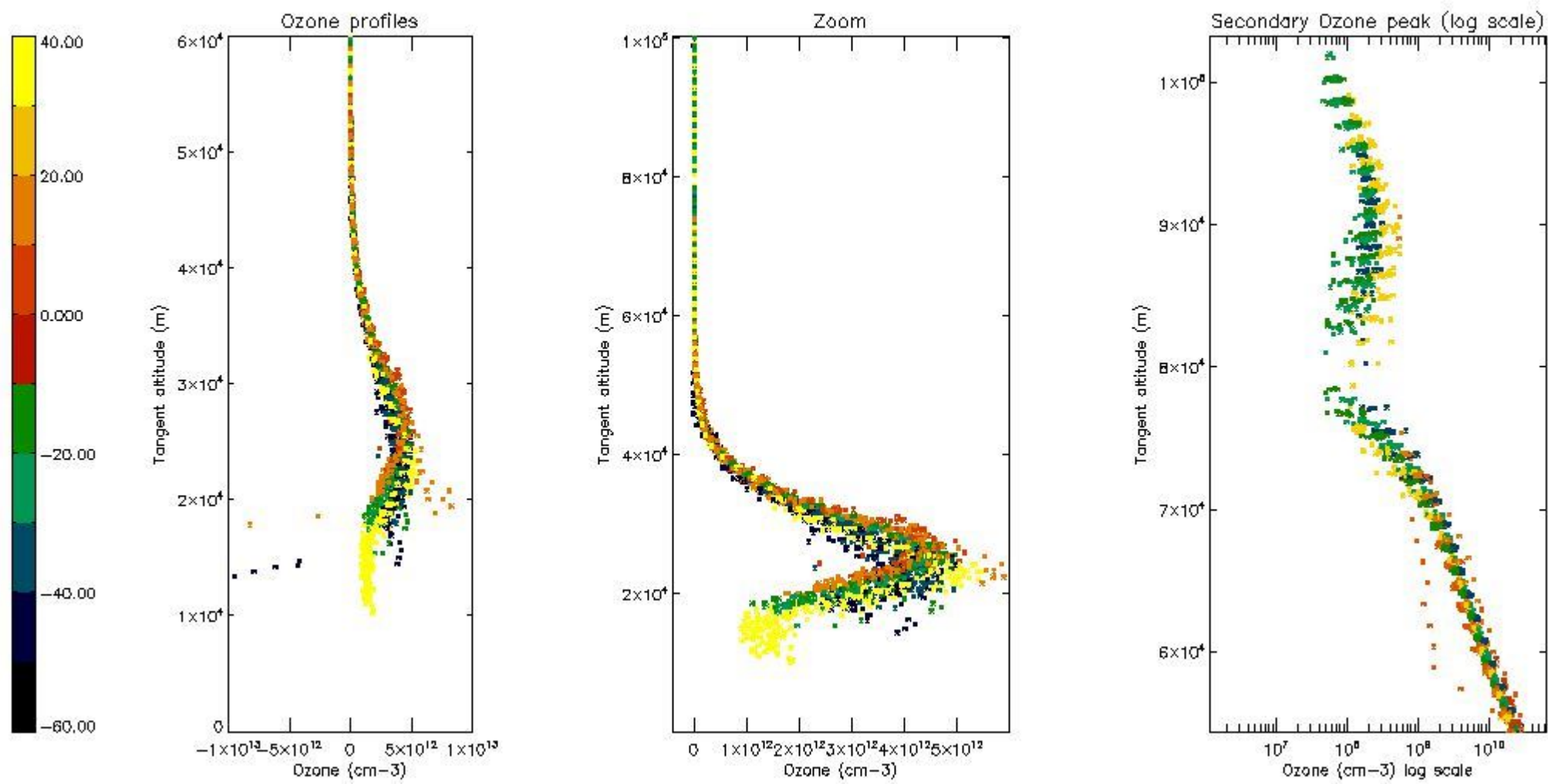
5.2 Plot ozone profiles for all STD (dark without errors)

The colorbar represents the latitude.



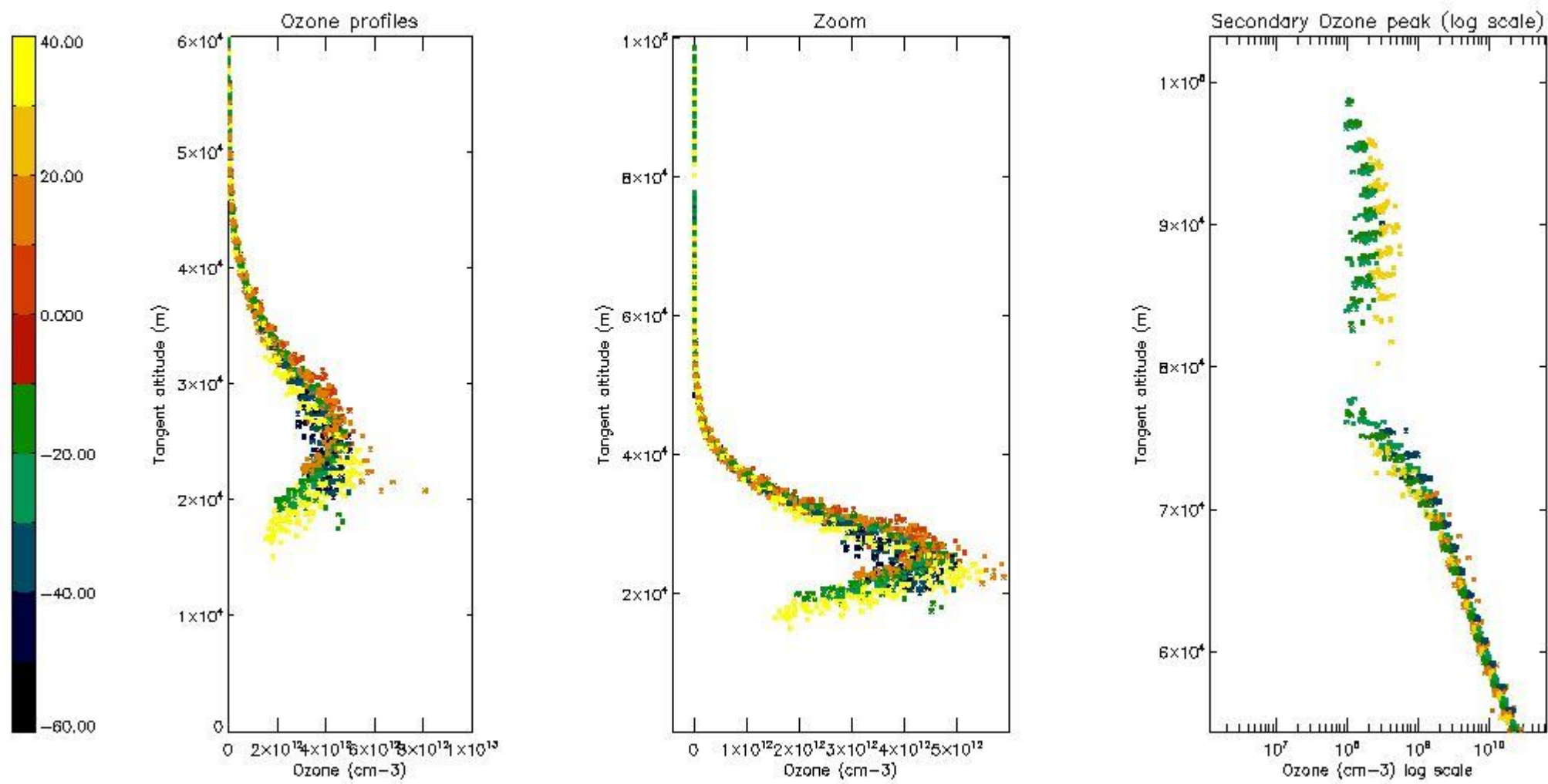
5.3 Plot ozone profiles where STD < 20% (dark without errors)

The colorbar represents the latitude.



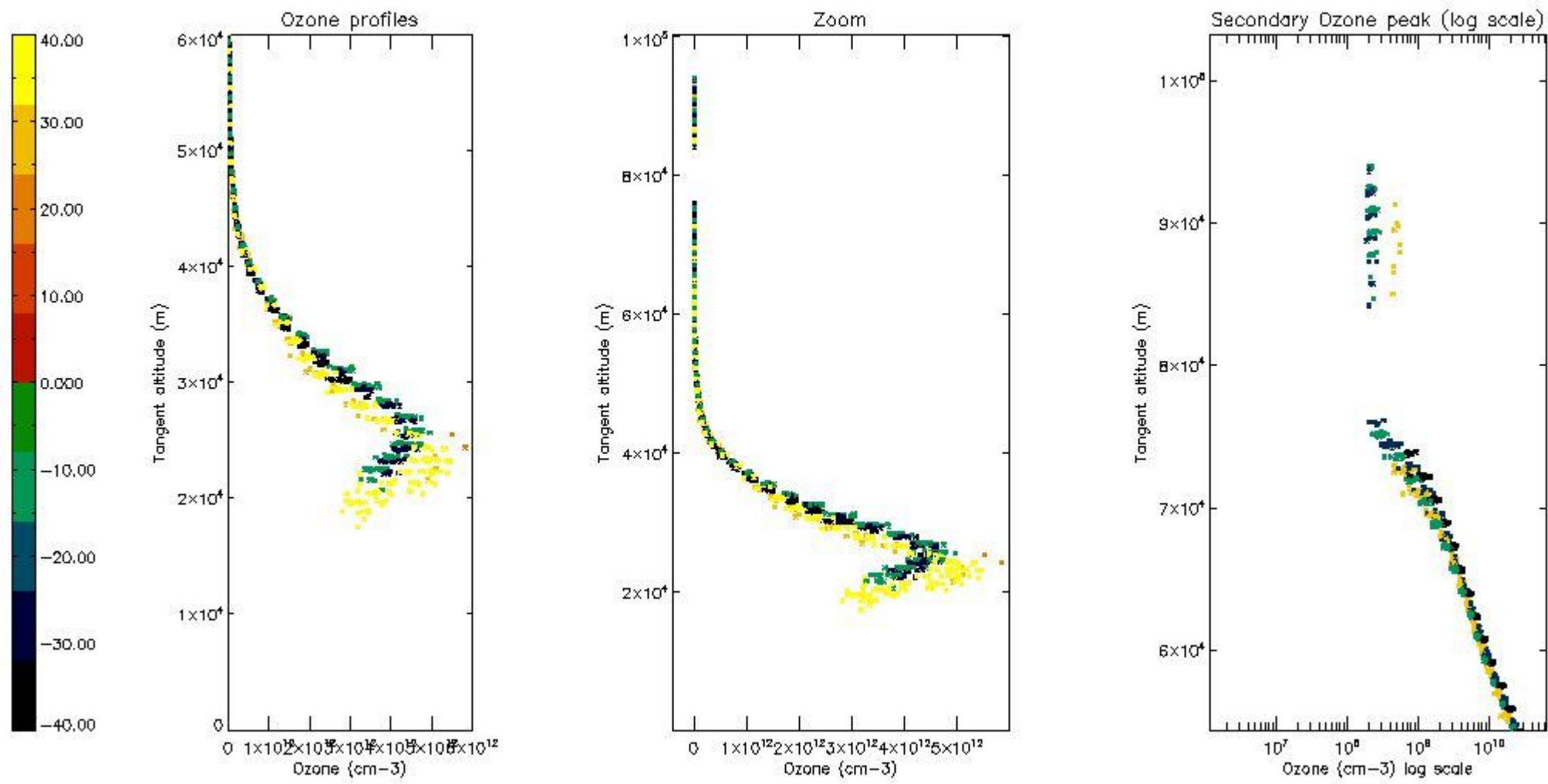
5.4 Plot ozone profiles where STD < 10% (dark without errors)

The colorbar represents the latitude.



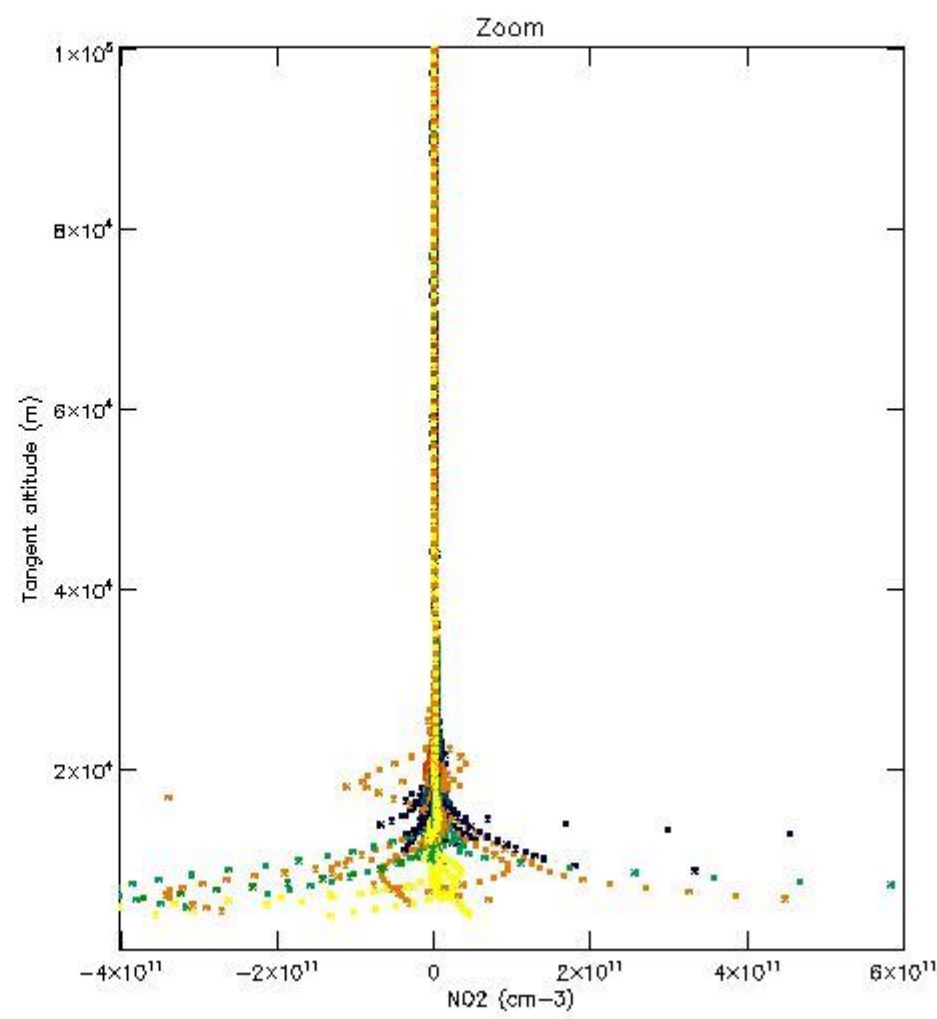
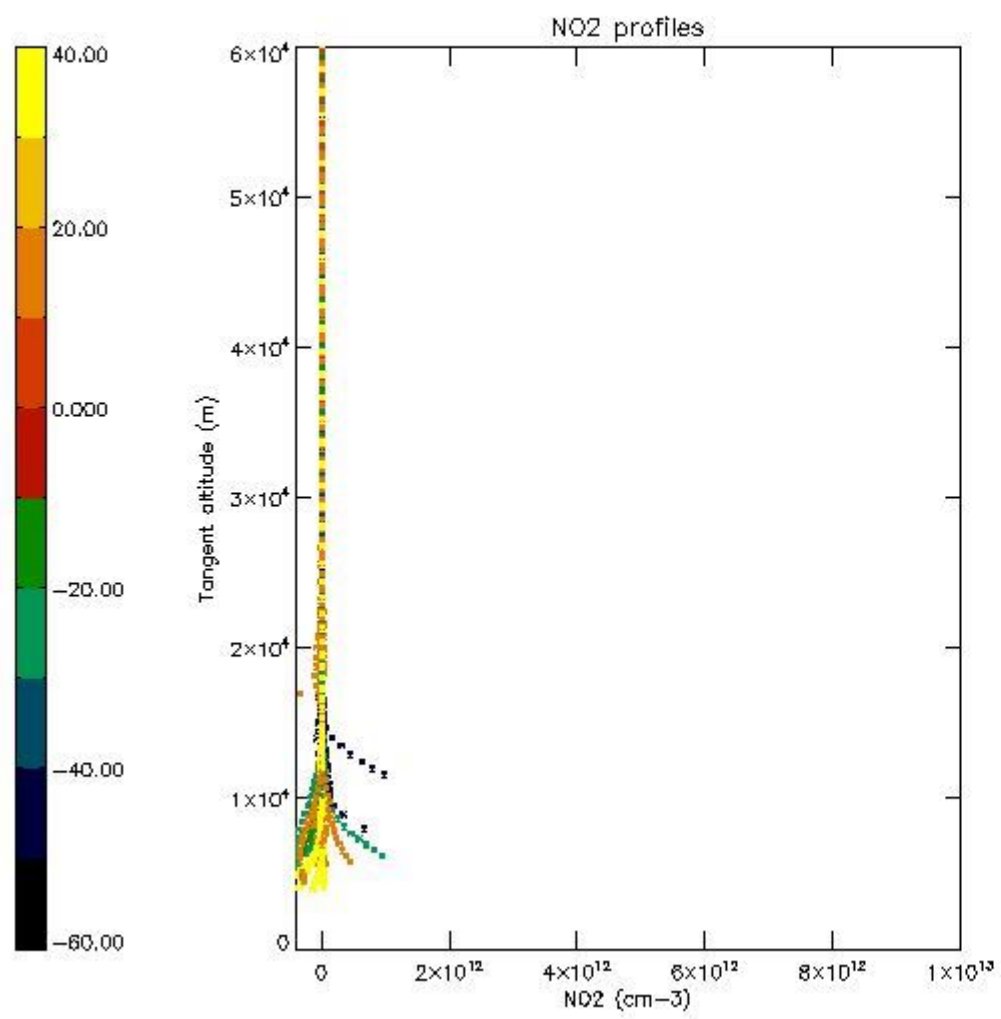
5.5 Plot ozone profiles where STD < 5% (dark without errors)

The colorbar represents the latitude.



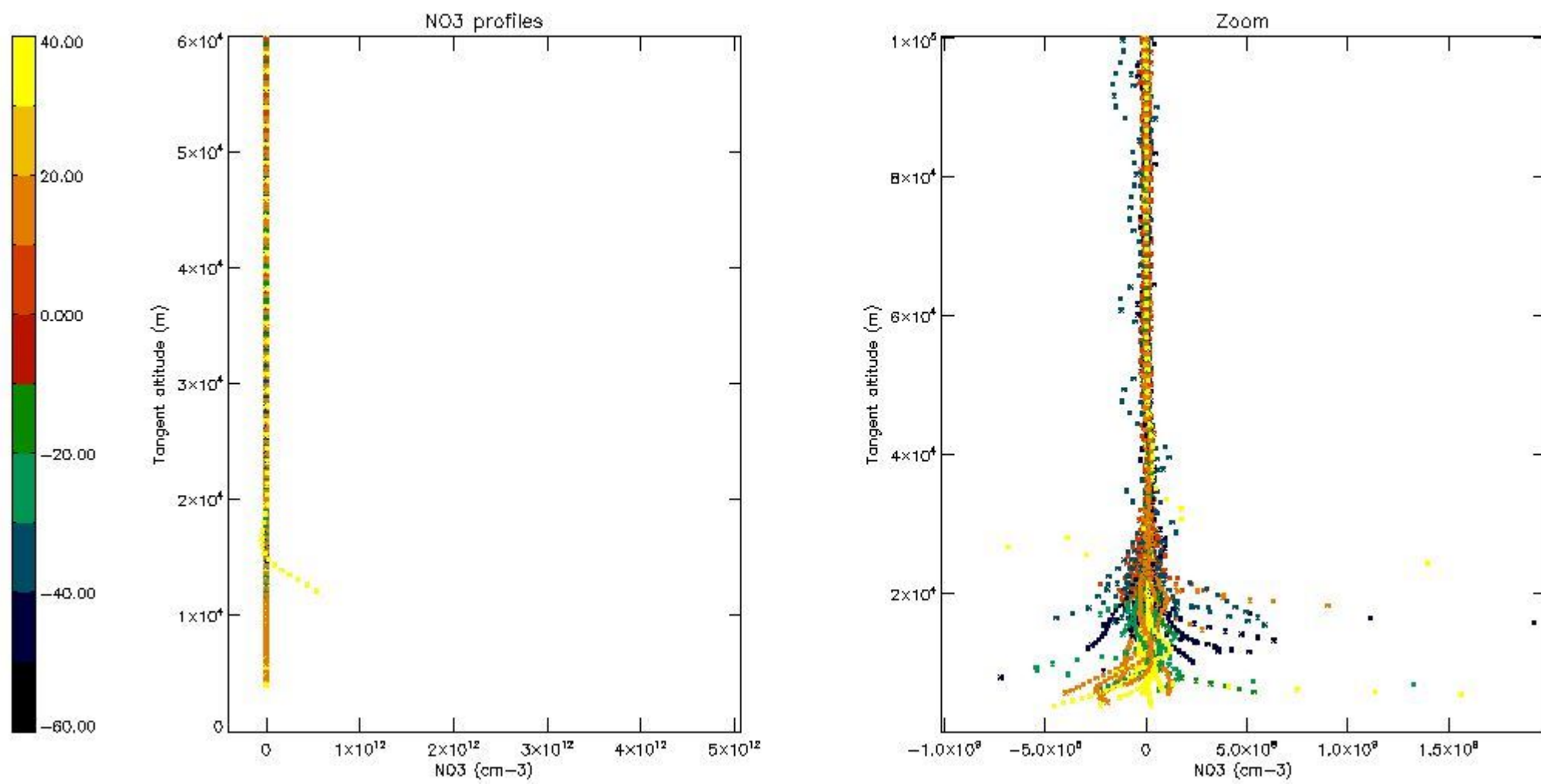
5.6 Plot NO₂ profiles for all STD (dark without errors)

The colorbar represents the latitude.



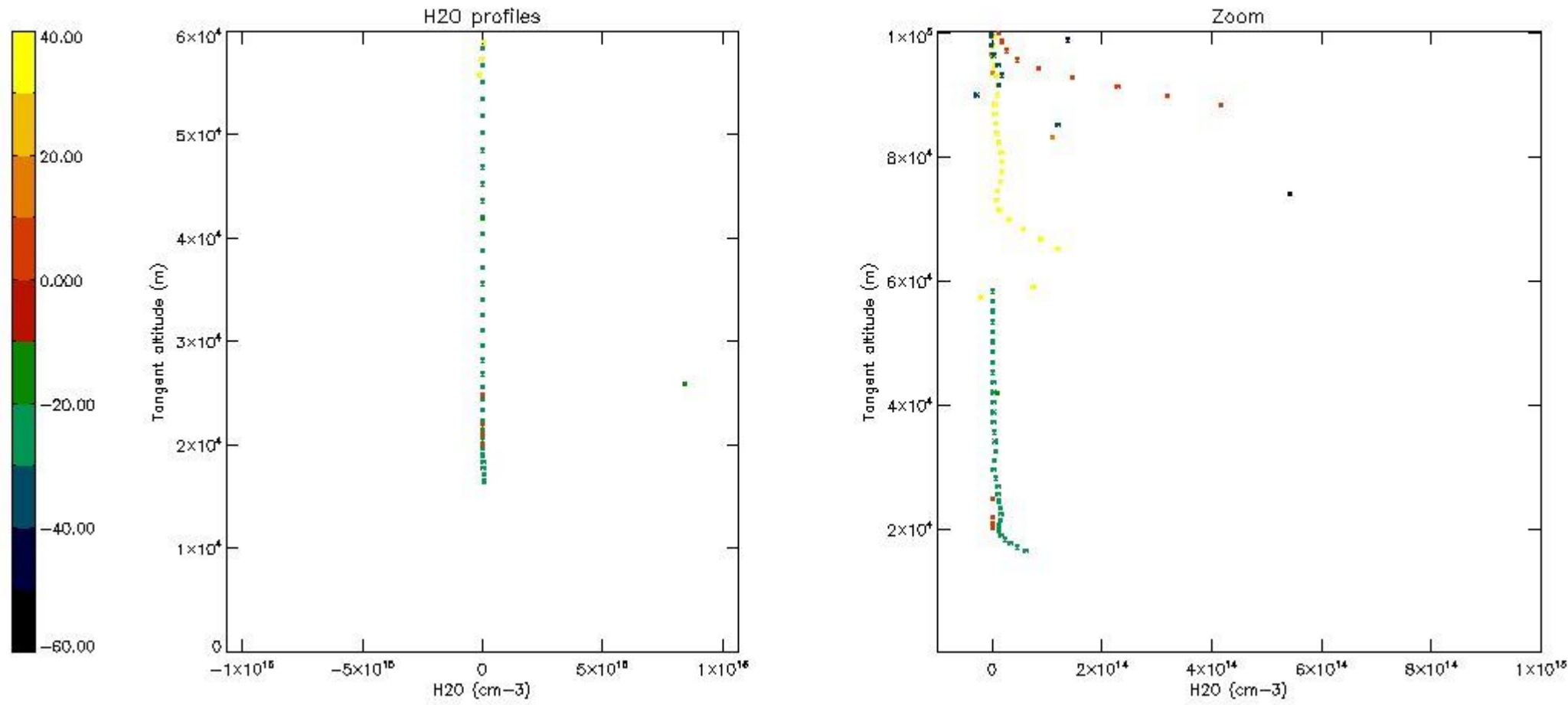
5.7 Plot NO3 profiles for all STD (dark without errors)

The colorbar represents the latitude.



5.8 Plot H2O profiles for all STD (only for occultations of stars 1,2,3,4,13,14,16,26,63 dark without errors)

The colorbar represents the latitude.



6. Auxiliary Data Files used for the production reported in section 2

The number reported in the third column indicates since which file (see list in section 2) the corresponding auxiliary file has been used. The fourth column is the date of those product files.

Type	Auxiliary Filename	Used since product	Used since product date
INST_PHYS_CHARACTERISTICS	GOM_INS_AXVIEC20091111_143220_20030716_120000_20500101_000000	1	19-DEC-2006 00:01:31
LEVEL-2_PROC_CONFIG	GOM_PR2_AXVIEC20091111_152718_20020301_000000_20500101_000000	1	19-DEC-2006 00:01:31
CROSS_SECTIONS_FILE	GOM_CRS_AXVIEC20091111_154832_20020301_000000_20500101_000000	1	19-DEC-2006 00:01:31

GOMOS Level 2 Daily Report

SUMMARY

[1. General Info](#)

[2. Summary of processed GOM_NL_2P products](#)

[3. Level 2 Quality information per product](#)

[3.1 Plot of level 2 quality information per product \(time dependant\)](#)

[3.2 Plot of level 2 quality information per product \(world map\)](#)

[4. Level 1 Quality information per product \(stored on level 2 products\)](#)

[4.1 Plot of level 1 quality information per product \(time dependant\)](#)

[4.1.1 Plot of level 1 quality information per product \(time dependant\): ASCENDING](#)

[4.1.2 Plot of level 1 quality information per product \(time dependant\): DESCENDING](#)

[4.2 Plot of level 1 quality information per product \(world map\)](#)

[4.2.1 Plot of level 1 quality information per product \(world map\): ASCENDING](#)

[4.2.2 Plot of level 1 quality information per product \(world map\): DESCENDING](#)

[5. Ozone profiles based on quality statistics and other trace gas profiles](#)

[5.1 Ozone statistics based on quality of products](#)

[5.2 Plot ozone profiles for all STD \(dark without errors\)](#)

[5.3 Plot ozone profiles where STD < 20% \(dark without errors\)](#)

[5.4. Plot ozone profiles where STD < 10% \(dark without errors\)](#)

[5.5. Plot ozone profiles where STD < 5% \(dark without errors\)](#)

[5.6 Plot NO2 profiles for all STD \(dark without errors\)](#)

[5.7 Plot NO3 profiles for all STD \(dark without errors\)](#)

[5.8 Plot H2O profiles \(only for occultations of stars 1,2,3,4,13,14,16,26,63 dark without errors\) for all STD](#)

[6. Auxiliary Data Files used for the production reported in section 2](#)

This report presents the daily analysis on parameters extracted from GOMOS level 2 data (GOM_NL__2P). It is intended to monitor some important parameters that will impact the quality of these products. A list of level 2 products (and content) that have arrived during the reporting day to the PCF is also given.

Item	Value
Time of report generation	24APR2013 06:42:51
Data source version	GOMOS/6.01
Start time of products	19-12-2006 (19DEC2006 00:00:00)
Stop time of products	20-12-2006 (20DEC2006 00:00:00)
Store outputs in DB	Yes
Nb of level 2 prods	324
Nb of prods with errors	0

2. Summary of processed GOM_NL__2P products.

Nr	Filename	UTC Start time	Limb	Duration	Star Id	Star Name	Star Mag	Star Temp	Nb Meas	Orbit	Prod. error
1	GOM_NL__2PRFIN20061219_000131_00000402054_00002_25106_0433.N1	19-DEC-2006 00:01:31	Straylight	40.000	108	Alp Col	2.6520	15200.	80	25106	No
2	GOM_NL__2PRFIN20061219_000625_00000372054_00002_25106_0434.N1	19-DEC-2006 00:06:25	Straylight	37.000	101	11Alp Lep	2.5820	7000.0	74	25106	No
3	GOM_NL__2PRFIN20061219_000926_00000422054_00002_25106_0435.N1	19-DEC-2006 00:09:26	Straylight	42.000	7	19Bet Ori	0.10000	14000.	84	25106	No
4	GOM_NL__2PRFIN20061219_001643_00000492054_00002_25106_0436.N1	19-DEC-2006 00:16:43	Twilight	49.000	13	87Alp Tau	0.86700	3800.0	98	25106	No
5	GOM_NL__2PRFIN20061219_001859_00000352054_00002_25106_0437.N1	19-DEC-2006 00:18:59	Bright	35.000	146	25Eta Tau	2.8730	15200.	70	25106	No
6	GOM_NL__2PRFIN20061219_002107_00000362054_00002_25106_0438.N1	19-DEC-2006 00:21:07	Bright	36.000	150	44Zet Per	2.8900	28000.	72	25106	No
7	GOM_NL__2PRFIN20061219_002322_00000342054_00002_25106_0439.N1	19-DEC-2006 00:23:22	Bright	34.000	149	45Eps Per	2.8880	30000.	68	25106	No
8	GOM_NL__2PRFIN20061219_002535_00000342054_00002_25106_0440.N1	19-DEC-2006 00:25:35	Bright	34.000	175	39Del Per	3.0100	19400.	68	25106	No
9	GOM_NL__2PRFIN20061219_002725_00000362054_00002_25106_0441.N1	19-DEC-2006 00:27:25	Bright	35.500	160	23Gam Per	2.9300	4700.0	71	25106	No
10	GOM_NL__2PRFIN20061219_003716_00000332054_00002_25106_0442.N1	19-DEC-2006 00:37:16	Bright	32.500	49	1Alp UMi	1.9900	6300.0	65	25106	No
11	GOM_NL__2PRFIN20061219_004157_00000532054_00002_25106_0443.N1	19-DEC-2006 00:41:57	Bright	53.000	60	7Bet UMi	2.0810	3950.0	106	25106	No
12	GOM_NL__2PRFIN20061219_004519_00000362054_00002_25106_0444.N1	19-DEC-2006 00:45:19	Bright	35.500	119	14Eta Dra	2.7270	4700.0	71	25106	No
13	GOM_NL__2PRFIN20061219_005235_00000372054_00002_25106_0445.N1	19-DEC-2006 00:52:35	Bright	36.500	180	27Gam Boo	3.0400	8000.0	73	25106	No
14	GOM_NL__2PRFIN20061219_005551_00000372054_00002_25106_0446.N1	19-DEC-2006 00:55:51	Bright	36.500	83		2.3780	11000.	73	25106	No
15	GOM_NL__2PRFIN20061219_010059_00000332054_00002_25106_0447.N1	19-DEC-2006 01:00:59	Bright	32.500	102	24Alp Ser	2.6000	4250.0	65	25106	No
16	GOM_NL__2PRFIN20061219_010759_00000362054_00002_25106_0448.N1	19-DEC-2006 01:07:59	Bright	35.500	122	9Alp2Lib	2.7470	9700.0	71	25106	No
17	GOM_NL__2PRFIN20061219_011428_00000442054_00002_25106_0449.N1	19-DEC-2006 01:14:28	Dark	43.500	54	5The Cen	2.0550	4500.0	87	25106	No
18	GOM_NL__2PRFIN20061219_012025_00000402054_00002_25106_0450.N1	19-DEC-2006 01:20:25	Dark	39.500	10	Bet Cen	0.61000	28000.	79	25106	No
19	GOM_NL__2PRFIN20061219_012309_00000422054_00003_25107_0428.N1	19-DEC-2006 01:23:09	Dark	42.000	12	Alp1Cru	0.77500	30000.	84	25107	No
20	GOM_NL__2PRFIN20061219_012806_00000392054_00003_25107_0429.N1	19-DEC-2006 01:28:06	Dark	39.000	159	Ups Car	2.9200	7200.0	78	25107	No
21	GOM_NL__2PRFIN20061219_012931_00000422054_00003_25107_0430.N1	19-DEC-2006 01:29:31	Dark	41.500	71	lot Car	2.2460	7700.0	83	25107	No
22	GOM_NL__2PRFIN20061219_013123_00000452054_00003_25107_0431.N1	19-DEC-2006 01:31:23	Dark	45.000	41	Eps Car	1.8600	4100.0	90	25107	No
23	GOM_NL__2PRFIN20061219_013609_00000442054_00003_25107_0432.N1	19-DEC-2006 01:36:09	Dark	44.000	2	Alp Car	-0.73600	7000.0	88	25107	No
24	GOM_NL__2PRFIN20061219_014207_00000402054_00003_25107_0433.N1	19-DEC-2006 01:42:07	Straylight	40.000	108	Alp Col	2.6520	15200.	80	25107	No
25	GOM_NL__2PRFIN20061219_014701_00000372054_00003_25107_0434.N1	19-DEC-2006 01:47:01	Straylight	37.000	101	11Alp Lep	2.5820	7000.0	74	25107	No
26	GOM_NL__2PRFIN20061219_015002_00000462054_00003_25107_0435.N1	19-DEC-2006 01:50:02	Straylight	46.000	7	19Bet Ori	0.10000	14000.	92	25107	No
27	GOM_NL__2PRFIN20061219_015718_00000512054_00003_25107_0436.N1	19-DEC-2006 01:57:18	Twilight	51.000	13	87Alp Tau	0.86700	3800.0	102	25107	No
28	GOM_NL__2PRFIN20061219_015935_00000362054_00003_25107_0437.N1	19-DEC-2006 01:59:35	Bright	36.000	146	25Eta Tau	2.8730	15200.	72	25107	No
29	GOM_NL__2PRFIN20061219_020142_00000362054_00003_25107_0438.N1	19-DEC-2006 02:01:42	Bright	35.500	150	44Zet Per	2.8900	28000.	71	25107	No
30	GOM_NL__2PRFIN20061219_020358_00000352054_00003_25107_0439.N1	19-DEC-2006 02:03:58	Bright	34.500	149	45Eps Per	2.8880	30000.	69	25107	No
31	GOM_NL__2PRFIN20061219_020611_00000352054_00003_25107_0440.N1	19-DEC-2006 02:06:11	Bright	34.500	175	39Del Per	3.0100	19400.	69	25107	No
32	GOM_NL__2PRFIN20061219_020801_00000362054_00003_25107_0441.N1	19-DEC-2006 02:08:01	Bright	35.500	160	23Gam Per	2.9300	4700.0	71	25107	No
33	GOM_NL__2PRFIN20061219_021752_00000342054_00003_25107_0442.N1	19-DEC-2006 02:17:52	Bright	33.500	49	1Alp UMi	1.9900	6300.0	67	25107	No
34	GOM_NL__2PRFIN20061219_022233_00000372054_00003_25107_0443.N1	19-DEC-2006 02:22:33	Bright	36.500	60	7Bet UMi	2.0810	3950.0	73	25107	No
35	GOM_NL__2PRFIN20061219_022555_00000352054_00003_25107_0444.N1	19-DEC-2006 02:25:55	Bright	35.000	119	14Eta Dra	2.7270	4700.0	70	25107	No
36	GOM_NL__2PRFIN20061219_023311_00000362054_00003_25107_0445.N1	19-DEC-2006 02:33:11	Bright	36.000	180	27Gam Boo	3.0400	8000.0	72	25107	No
37	GOM_NL__2PRFIN20061219_023628_00000362054_00003_25107_0446.N1	19-DEC-2006 02:36:28	Bright	36.000	83		2.3780	11000.	72	25107	No
38	GOM_NL__2PRFIN20061219_024135_00000332054_00003_25107_0447.N1	19-DEC-2006 02:41:35	Bright	33.000	102	24Alp Ser	2.6000	4250.0	66	25107	No
39	GOM_NL__2PRFIN20061219_024836_00000462054_00003_25107_0448.N1	19-DEC-2006 02:48:36	Bright	46.000	122	9Alp2Lib	2.7470	9700.0	92	25107	No
40	GOM_NL__2PRFIN20061219_025504_00000492054_00003_25107_0449.N1	19-DEC-2006 02:55:04	Dark	48.500	54	5The Cen	2.0550	4500.0	97	25107	No
41	GOM_NL__2PRFIN20061219_025705_00000382054_00003_25107_0450.N1	19-DEC-2006 02:57:05	Dark	37.500	78	Alp Lup	2.3040	28000.	75	25107	No
42	GOM_NL__2PRFIN20061219_030101_00000442054_00003_25107_0451.N1	19-DEC-2006 03:01:01	Dark	43.500	10	Bet Cen	0.61000	28000.	87	25107	No

43	GOM_NL__2PRFIN20061219_030345_000000422054_00004_25108_0602.N1	19-DEC-2006 03:03:45	Dark	41.500	12	Alp1Cru	0.77500	30000.	83	25108	No
44	GOM_NL__2PRFIN20061219_030842_000000382054_00004_25108_0603.N1	19-DEC-2006 03:08:42	Dark	38.000	159	Ups Car	2.9200	7200.0	76	25108	No
45	GOM_NL__2PRFIN20061219_031008_000000412054_00004_25108_0604.N1	19-DEC-2006 03:10:08	Dark	40.500	71	Iot Car	2.2460	7700.0	81	25108	No
46	GOM_NL__2PRFIN20061219_031159_000000532054_00004_25108_0605.N1	19-DEC-2006 03:11:59	Dark	53.000	41	Eps Car	1.8600	4100.0	106	25108	No
47	GOM_NL__2PRFIN20061219_031646_000000412054_00004_25108_0606.N1	19-DEC-2006 03:16:46	Dark	40.500	2	Alp Car	-0.73600	7000.0	81	25108	No
48	GOM_NL__2PRFIN20061219_032243_000000402054_00004_25108_0607.N1	19-DEC-2006 03:22:43	Straylight	39.500	108	Alp Col	2.6520	15200.	79	25108	No
49	GOM_NL__2PRFIN20061219_032737_000000442054_00004_25108_0608.N1	19-DEC-2006 03:27:37	Straylight	43.500	101	11Alp Lep	2.5820	7000.0	87	25108	No
50	GOM_NL__2PRFIN20061219_033038_000000452054_00004_25108_0609.N1	19-DEC-2006 03:30:38	Straylight	45.000	7	19Bet Ori	0.10000	14000.	90	25108	No
51	GOM_NL__2PRFIN20061219_033754_000000482054_00004_25108_0610.N1	19-DEC-2006 03:37:54	Twi_and_stray	47.500	13	87Alp Tau	0.86700	3800.0	95	25108	No
52	GOM_NL__2PRFIN20061219_034011_000000362054_00004_25108_0611.N1	19-DEC-2006 03:40:11	Bright	35.500	146	25Eta Tau	2.8730	15200.	71	25108	No
53	GOM_NL__2PRFIN20061219_034219_000000362054_00004_25108_0612.N1	19-DEC-2006 03:42:19	Bright	35.500	150	44Zet Per	2.8900	28000.	71	25108	No
54	GOM_NL__2PRFIN20061219_034434_000000352054_00004_25108_0613.N1	19-DEC-2006 03:44:34	Bright	34.500	149	45Eps Per	2.8880	30000.	69	25108	No
55	GOM_NL__2PRFIN20061219_034647_000000352054_00004_25108_0614.N1	19-DEC-2006 03:46:47	Bright	35.000	175	39Del Per	3.0100	19400.	70	25108	No
56	GOM_NL__2PRFIN20061219_034837_000000352054_00004_25108_0615.N1	19-DEC-2006 03:48:37	Bright	34.500	160	23Gam Per	2.9300	4700.0	69	25108	No
57	GOM_NL__2PRFIN20061219_035828_000000362054_00004_25108_0616.N1	19-DEC-2006 03:58:28	Bright	35.500	49	1Alp UMi	1.9900	6300.0	71	25108	No
58	GOM_NL__2PRFIN20061219_040309_000000392054_00004_25108_0617.N1	19-DEC-2006 04:03:09	Bright	38.500	60	7Bet UMi	2.0810	3950.0	77	25108	No
59	GOM_NL__2PRFIN20061219_040631_000000362054_00004_25108_0618.N1	19-DEC-2006 04:06:31	Bright	35.500	119	14Eta Dra	2.7270	4700.0	71	25108	No
60	GOM_NL__2PRFIN20061219_041347_000000362054_00004_25108_0619.N1	19-DEC-2006 04:13:47	Bright	35.500	180	27Gam Boo	3.0400	8000.0	71	25108	No
61	GOM_NL__2PRFIN20061219_041704_000000382054_00004_25108_0620.N1	19-DEC-2006 04:17:04	Bright	37.500	83		2.3780	11000.	75	25108	No
62	GOM_NL__2PRFIN20061219_042211_000000332054_00004_25108_0621.N1	19-DEC-2006 04:22:11	Bright	32.500	102	24Alp Ser	2.6000	4250.0	65	25108	No
63	GOM_NL__2PRFIN20061219_042912_000000352054_00004_25108_0622.N1	19-DEC-2006 04:29:12	Bright	35.000	122	9Alp2Lib	2.7470	9700.0	70	25108	No
64	GOM_NL__2PRFIN20061219_043541_000000452054_00004_25108_0623.N1	19-DEC-2006 04:35:41	Dark	44.500	54	5The Cen	2.0550	4500.0	89	25108	No
65	GOM_NL__2PRFIN20061219_043742_000000382054_00004_25108_0624.N1	19-DEC-2006 04:37:42	Dark	37.500	78	Alp Lup	2.3040	28000.	75	25108	No
66	GOM_NL__2PRFIN20061219_044137_000000492054_00004_25108_0625.N1	19-DEC-2006 04:41:37	Dark	48.500	10	Bet Cen	0.61000	28000.	97	25108	No
67	GOM_NL__2PRFIN20061219_044421_000000392054_00005_25109_0602.N1	19-DEC-2006 04:44:21	Dark	39.000	12	Alp1Cru	0.77500	30000.	78	25109	No
68	GOM_NL__2PRFIN20061219_044919_000000392054_00005_25109_0603.N1	19-DEC-2006 04:49:19	Dark	38.500	159	Ups Car	2.9200	7200.0	77	25109	No
69	GOM_NL__2PRFIN20061219_045045_000000412054_00005_25109_0604.N1	19-DEC-2006 04:50:45	Dark	41.000	71	Iot Car	2.2460	7700.0	82	25109	No
70	GOM_NL__2PRFIN20061219_045236_000000542054_00005_25109_0605.N1	19-DEC-2006 04:52:36	Dark	53.500	41	Eps Car	1.8600	4100.0	107	25109	No
71	GOM_NL__2PRFIN20061219_045722_000000452054_00005_25109_0606.N1	19-DEC-2006 04:57:22	Dark	45.000	2	Alp Car	-0.73600	7000.0	90	25109	No
72	GOM_NL__2PRFIN20061219_050319_000000392054_00005_25109_0607.N1	19-DEC-2006 05:03:19	Straylight	39.000	108	Alp Col	2.6520	15200.	78	25109	No
73	GOM_NL__2PRFIN20061219_050813_000000452054_00005_25109_0608.N1	19-DEC-2006 05:08:13	Straylight	44.500	101	11Alp Lep	2.5820	7000.0	89	25109	No
74	GOM_NL__2PRFIN20061219_051114_000000492054_00005_25109_0609.N1	19-DEC-2006 05:11:14	Straylight	48.500	7	19Bet Ori	0.10000	14000.	97	25109	No
75	GOM_NL__2PRFIN20061219_051830_000000442054_00005_25109_0610.N1	19-DEC-2006 05:18:30	Twi_and_stray	43.500	13	87Alp Tau	0.86700	3800.0	87	25109	No
76	GOM_NL__2PRFIN20061219_052047_000000372054_00005_25109_0611.N1	19-DEC-2006 05:20:47	Bright	37.000	146	25Eta Tau	2.8730	15200.	74	25109	No
77	GOM_NL__2PRFIN20061219_052255_000000362054_00005_25109_0612.N1	19-DEC-2006 05:22:55	Bright	35.500	150	44Zet Per	2.8900	28000.	71	25109	No
78	GOM_NL__2PRFIN20061219_052510_000000342054_00005_25109_0613.N1	19-DEC-2006 05:25:10	Bright	34.000	149	45Eps Per	2.8880	30000.	68	25109	No
79	GOM_NL__2PRFIN20061219_052723_000000342054_00005_25109_0614.N1	19-DEC-2006 05:27:23	Bright	33.500	175	39Del Per	3.0100	19400.	67	25109	No
80	GOM_NL__2PRFIN20061219_052914_000000352054_00005_25109_0615.N1	19-DEC-2006 05:29:14	Bright	35.000	160	23Gam Per	2.9300	4700.0	70	25109	No
81	GOM_NL__2PRFIN20061219_053904_000000342054_00005_25109_0616.N1	19-DEC-2006 05:39:04	Bright	33.500	49	1Alp UMi	1.9900	6300.0	67	25109	No
82	GOM_NL__2PRFIN20061219_054345_000000372054_00005_25109_0617.N1	19-DEC-2006 05:43:45	Bright	36.500	60	7Bet UMi	2.0810	3950.0	73	25109	No
83	GOM_NL__2PRFIN20061219_054707_000000352054_00005_25109_0618.N1	19-DEC-2006 05:47:07	Bright	35.000	119	14Eta Dra	2.7270	4700.0	70	25109	No
84	GOM_NL__2PRFIN20061219_055423_000000382054_00005_25109_0619.N1	19-DEC-2006 05:54:23	Bright	38.000	180	27Gam Boo	3.0400	8000.0	76	25109	No
85	GOM_NL__2PRFIN20061219_055740_000000372054_00005_25109_0620.N1	19-DEC-2006 05:57:40	Bright	37.000	83		2.3780	11000.	74	25109	No
86	GOM_NL__2PRFIN20061219_060247_000000332054_00005_25109_0621.N1	19-DEC-2006 06:02:47	Bright	33.000	102	24Alp Ser	2.6000	4250.0	66	25109	No
87	GOM_NL__2PRFIN20061219_060948_000000362054_00005_25109_0622.N1	19-DEC-2006 06:09:48	Bright	36.000	122	9Alp2Lib	2.7470	9700.0	72	25109	No
88	GOM_NL__2PRFIN20061219_061617_000000422054_00005_25109_0623.N1	19-DEC-2006 06:16:17	Dark	41.500	54	5The Cen	2.0550	4500.0	83	25109	No
89	GOM_NL__2PRFIN20061219_061818_000000392054_00005_25109_0624.N1	19-DEC-2006 06:18:18	Dark	39.000	78	Alp Lup	2.3040	28000.	78	25109	No
90	GOM_NL__2PRFIN20061219_062213_000000482054_00005_25109_0625.N1	19-DEC-2006 06:22:13	Dark	48.000	10	Bet Cen	0.61000	28000.	96	25109	No
91	GOM_NL__2PRFIN20061219_062458_000000502054_00006_25110_0602.N1	19-DEC-2006 06:24:58	Dark	50.000	12	Alp1Cru	0.77500	30000.	100	25110	No
92	GOM_NL__2PRFIN20061219_062955_000000382054_00006_25110_0603.N1	19-DEC-2006 06:29:55	Dark	37.500	159	Ups Car	2.9200	7200.0	75	25110	No
93	GOM_NL__2PRFIN20061219_063121_000000412054_00006_25110_0604.N1	19-DEC-2006 06:31:21	Dark	40.500	71	Iot Car	2.2460	7700.0	81	25110	No
94	GOM_NL__2PRFIN20061219_063313_000000412054_00006_25110_0605.N1	19-DEC-2006 06:33:13	Dark	41.000	41	Eps Car	1.8600	4100.0	82	25110	No
95	GOM_NL__2PRFIN20061219_063758_000000542054_00006_25110_0606.N1	19-DEC-2006 06:37:58	Dark	54.000	2	Alp Car	-0.73600	7000.0	108	25110	No
96	GOM_NL__2PRFIN20061219_064356_000000402054_00006_25110_0607.N1	19-DEC-2006 06:43:56	Straylight	40.000	108	Alp Col	2.6520	15200.	80	25110	No
97	GOM_NL__2PRFIN20061219_064849_000000452054_00006_25110_0608.N1	19-DEC-2006 06:48:49	Straylight	44.500	101	11Alp Lep	2.5820	7000.0	89	25110	No
98	GOM_NL__2PRFIN20061219_065150_000000462054_00006_25110_0609.N1	19-DEC-2006 06:51:50	Straylight	46.000	7	19Bet Ori	0.10000	14000.	92	25110	No
99	GOM_NL__2PRFIN20061219_065906_000000502054_00006_25110_0610.N1	19-DEC-2006 06:59:06	Twi_and_stray	49.500	13	87Alp Tau	0.86700	3800.0	99	25110	No
100	GOM_NL__2PRFIN20061219_070124_000000352054_00006_25110_0611.N1	19-DEC-2006 07:01:24	Bright	34.500	146	25Eta Tau	2.8730	15200.	69	25110	No
101	GOM_NL__2PRFIN20061219_070331_000000362054_00006_25110_0612.N1	19-DEC-2006 07:03:31	Bright	36.000	150	44Zet Per	2.8900	28000.	72	25110	No

102	GOM_NL__2PRFIN20061219_070546_000000342054_00006_25110_0613.N1	19-DEC-2006 07:05:46	Bright	34.000	149	45Eps Per	2.8880	30000.	68	25110	No
103	GOM_NL__2PRFIN20061219_070759_000000332054_00006_25110_0614.N1	19-DEC-2006 07:07:59	Bright	33.000	175	39Del Per	3.0100	19400.	66	25110	No
104	GOM_NL__2PRFIN20061219_070950_000000352054_00006_25110_0615.N1	19-DEC-2006 07:09:50	Bright	35.000	160	23Gam Per	2.9300	4700.0	70	25110	No
105	GOM_NL__2PRFIN20061219_071940_000000522054_00006_25110_0616.N1	19-DEC-2006 07:19:40	Bright	52.000	49	1Alp UMi	1.9900	6300.0	104	25110	No
106	GOM_NL__2PRFIN20061219_072421_000000342054_00006_25110_0617.N1	19-DEC-2006 07:24:21	Bright	34.000	60	7Bet UMi	2.0810	3950.0	68	25110	No
107	GOM_NL__2PRFIN20061219_072743_000000352054_00006_25110_0618.N1	19-DEC-2006 07:27:43	Bright	34.500	119	14Eta Dra	2.7270	4700.0	69	25110	No
108	GOM_NL__2PRFIN20061219_073459_000000372054_00006_25110_0619.N1	19-DEC-2006 07:34:59	Bright	37.000	180	27Gam Boo	3.0400	8000.0	74	25110	No
109	GOM_NL__2PRFIN20061219_073816_000000362054_00006_25110_0620.N1	19-DEC-2006 07:38:16	Bright	35.500	83		2.3780	11000.	71	25110	No
110	GOM_NL__2PRFIN20061219_074323_000000332054_00006_25110_0621.N1	19-DEC-2006 07:43:23	Bright	33.000	102	24Alp Ser	2.6000	4250.0	66	25110	No
111	GOM_NL__2PRFIN20061219_075024_000000362054_00006_25110_0622.N1	19-DEC-2006 07:50:24	Bright	36.000	122	9Alp2Lib	2.7470	9700.0	72	25110	No
112	GOM_NL__2PRFIN20061219_075654_000000462054_00006_25110_0623.N1	19-DEC-2006 07:56:54	Dark	45.500	54	5The Cen	2.0550	4500.0	91	25110	No
113	GOM_NL__2PRFIN20061219_075854_000000382054_00006_25110_0624.N1	19-DEC-2006 07:58:54	Dark	38.000	78	Alp Lup	2.3040	28000.	76	25110	No
114	GOM_NL__2PRFIN20061219_080250_000000412054_00006_25110_0625.N1	19-DEC-2006 08:02:50	Dark	41.000	10	Bet Cen	0.61000	28000.	82	25110	No
115	GOM_NL__2PRFIN20061219_080534_000000402054_00007_25111_0602.N1	19-DEC-2006 08:05:34	Dark	40.000	12	Alp1Cru	0.77500	30000.	80	25111	No
116	GOM_NL__2PRFIN20061219_081032_000000392054_00007_25111_0603.N1	19-DEC-2006 08:10:32	Dark	38.500	159	Ups Car	2.9200	7200.0	77	25111	No
117	GOM_NL__2PRFIN20061219_081158_000000412054_00007_25111_0604.N1	19-DEC-2006 08:11:58	Dark	40.500	71	lot Car	2.2460	7700.0	81	25111	No
118	GOM_NL__2PRFIN20061219_081349_000000462054_00007_25111_0605.N1	19-DEC-2006 08:13:49	Dark	45.500	41	Eps Car	1.8600	4100.0	91	25111	No
119	GOM_NL__2PRFIN20061219_081835_000000472054_00007_25111_0606.N1	19-DEC-2006 08:18:35	Dark	46.500	2	Alp Car	-0.73600	7000.0	93	25111	No
120	GOM_NL__2PRFIN20061219_082432_000000402054_00007_25111_0607.N1	19-DEC-2006 08:24:32	Straylight	39.500	108	Alp Col	2.6520	15200.	79	25111	No
121	GOM_NL__2PRFIN20061219_082925_000000442054_00007_25111_0608.N1	19-DEC-2006 08:29:25	Straylight	44.000	101	11Alp Lep	2.5820	7000.0	88	25111	No
122	GOM_NL__2PRFIN20061219_083226_000000512054_00007_25111_0609.N1	19-DEC-2006 08:32:26	Straylight	51.000	7	19Bet Ori	0.10000	14000.	102	25111	No
123	GOM_NL__2PRFIN20061219_083942_000000452054_00007_25111_0610.N1	19-DEC-2006 08:39:42	Tw_i_and_stray	44.500	13	87Alp Tau	0.86700	3800.0	89	25111	No
124	GOM_NL__2PRFIN20061219_084200_000000332054_00007_25111_0611.N1	19-DEC-2006 08:42:00	Bright	33.000	146	25Eta Tau	2.8730	15200.	66	25111	No
125	GOM_NL__2PRFIN20061219_084407_000000372054_00007_25111_0612.N1	19-DEC-2006 08:44:07	Bright	36.500	150	44Zet Per	2.8900	28000.	73	25111	No
126	GOM_NL__2PRFIN20061219_084622_000000352054_00007_25111_0613.N1	19-DEC-2006 08:46:22	Bright	35.000	149	45Eps Per	2.8880	30000.	70	25111	No
127	GOM_NL__2PRFIN20061219_084835_000000342054_00007_25111_0614.N1	19-DEC-2006 08:48:35	Bright	34.000	175	39Del Per	3.0100	19400.	68	25111	No
128	GOM_NL__2PRFIN20061219_085026_000000352054_00007_25111_0615.N1	19-DEC-2006 08:50:26	Bright	34.500	160	23Gam Per	2.9300	4700.0	69	25111	No
129	GOM_NL__2PRFIN20061219_090016_000000342054_00007_25111_0616.N1	19-DEC-2006 09:00:16	Bright	33.500	49	1Alp UMi	1.9900	6300.0	67	25111	No
130	GOM_NL__2PRFIN20061219_090457_000000472054_00007_25111_0617.N1	19-DEC-2006 09:04:57	Bright	46.500	60	7Bet UMi	2.0810	3950.0	93	25111	No
131	GOM_NL__2PRFIN20061219_090819_000000362054_00007_25111_0618.N1	19-DEC-2006 09:08:19	Bright	36.000	119	14Eta Dra	2.7270	4700.0	72	25111	No
132	GOM_NL__2PRFIN20061219_091535_000000372054_00007_25111_0619.N1	19-DEC-2006 09:15:35	Bright	36.500	180	27Gam Boo	3.0400	8000.0	73	25111	No
133	GOM_NL__2PRFIN20061219_091852_000000372054_00007_25111_0620.N1	19-DEC-2006 09:18:52	Bright	36.500	83		2.3780	11000.	73	25111	No
134	GOM_NL__2PRFIN20061219_092359_000000332054_00007_25111_0621.N1	19-DEC-2006 09:23:59	Bright	33.000	102	24Alp Ser	2.6000	4250.0	66	25111	No
135	GOM_NL__2PRFIN20061219_093101_000000372054_00007_25111_0622.N1	19-DEC-2006 09:31:01	Bright	36.500	122	9Alp2Lib	2.7470	9700.0	73	25111	No
136	GOM_NL__2PRFIN20061219_093730_000000472054_00007_25111_0623.N1	19-DEC-2006 09:37:30	Dark	46.500	54	5The Cen	2.0550	4500.0	93	25111	No
137	GOM_NL__2PRFIN20061219_093930_000000392054_00007_25111_0624.N1	19-DEC-2006 09:39:30	Dark	38.500	78	Alp Lup	2.3040	28000.	77	25111	No
138	GOM_NL__2PRFIN20061219_094326_000000442054_00007_25111_0625.N1	19-DEC-2006 09:43:26	Dark	43.500	10	Bet Cen	0.61000	28000.	87	25111	No
139	GOM_NL__2PRFIN20061219_094611_000000402054_00008_25112_0602.N1	19-DEC-2006 09:46:11	Dark	39.500	12	Alp1Cru	0.77500	30000.	79	25112	No
140	GOM_NL__2PRFIN20061219_095108_000000392054_00008_25112_0603.N1	19-DEC-2006 09:51:08	Dark	38.500	159	Ups Car	2.9200	7200.0	77	25112	No
141	GOM_NL__2PRFIN20061219_095234_000000422054_00008_25112_0604.N1	19-DEC-2006 09:52:34	Dark	42.000	71	lot Car	2.2460	7700.0	84	25112	No
142	GOM_NL__2PRFIN20061219_095425_000000532054_00008_25112_0605.N1	19-DEC-2006 09:54:25	Dark	53.000	41	Eps Car	1.8600	4100.0	106	25112	No
143	GOM_NL__2PRFIN20061219_095911_000000542054_00008_25112_0606.N1	19-DEC-2006 09:59:11	Dark	53.500	2	Alp Car	-0.73600	7000.0	107	25112	No
144	GOM_NL__2PRFIN20061219_100508_000000432054_00008_25112_0607.N1	19-DEC-2006 10:05:08	Straylight	42.500	108	Alp Col	2.6520	15200.	85	25112	No
145	GOM_NL__2PRFIN20061219_101001_000000442054_00008_25112_0608.N1	19-DEC-2006 10:10:01	Straylight	44.000	101	11Alp Lep	2.5820	7000.0	88	25112	No
146	GOM_NL__2PRFIN20061219_101302_000000482054_00008_25112_0609.N1	19-DEC-2006 10:13:02	Straylight	47.500	7	19Bet Ori	0.10000	14000.	95	25112	No
147	GOM_NL__2PRFIN20061219_102018_000000512054_00008_25112_0610.N1	19-DEC-2006 10:20:18	Tw_i_and_stray	50.500	13	87Alp Tau	0.86700	3800.0	101	25112	No
148	GOM_NL__2PRFIN20061219_102235_000000362054_00008_25112_0611.N1	19-DEC-2006 10:22:35	Bright	36.000	146	25Eta Tau	2.8730	15200.	72	25112	No
149	GOM_NL__2PRFIN20061219_102443_000000342054_00008_25112_0612.N1	19-DEC-2006 10:24:43	Bright	33.500	150	44Zet Per	2.8900	28000.	67	25112	No
150	GOM_NL__2PRFIN20061219_102658_000000342054_00008_25112_0613.N1	19-DEC-2006 10:26:58	Bright	34.000	149	45Eps Per	2.8880	30000.	68	25112	No
151	GOM_NL__2PRFIN20061219_102911_000000352054_00008_25112_0614.N1	19-DEC-2006 10:29:11	Bright	35.000	175	39Del Per	3.0100	19400.	70	25112	No
152	GOM_NL__2PRFIN20061219_103102_000000352054_00008_25112_0615.N1	19-DEC-2006 10:31:02	Bright	34.500	160	23Gam Per	2.9300	4700.0	69	25112	No
153	GOM_NL__2PRFIN20061219_104051_000000372054_00008_25112_0616.N1	19-DEC-2006 10:40:51	Bright	36.500	49	1Alp UMi	1.9900	6300.0	73	25112	No
154	GOM_NL__2PRFIN20061219_104532_000000372054_00008_25112_0617.N1	19-DEC-2006 10:45:32	Bright	36.500	60	7Bet UMi	2.0810	3950.0	73	25112	No
155	GOM_NL__2PRFIN20061219_104855_000000352054_00008_25112_0618.N1	19-DEC-2006 10:48:55	Bright	35.000	119	14Eta Dra	2.7270	4700.0	70	25112	No
156	GOM_NL__2PRFIN20061219_105611_000000382054_00008_25112_0619.N1	19-DEC-2006 10:56:11	Bright	38.000	180	27Gam Boo	3.0400	8000.0	76	25112	No
157	GOM_NL__2PRFIN20061219_105928_000000352054_00008_25112_0620.N1	19-DEC-2006 10:59:28	Bright	35.000	83		2.3780	11000.	70	25112	No
158	GOM_NL__2PRFIN20061219_110435_000000332054_00008_25112_0621.N1	19-DEC-2006 11:04:35	Bright	32.500	102	24Alp Ser	2.6000	4250.0	65	25112	No
159	GOM_NL__2PRFIN20061219_111137_000000362054_00008_25112_0622.N1	19-DEC-2006 11:11:37	Bright	35.500	122	9Alp2Lib	2.7470	9700.0	71	25112	No
160	GOM_NL__2PRFIN20061219_111806_000000432054_00008_25112_0623.N1	19-DEC-2006 11:18:06	Dark	42.500	54	5The Cen	2.0550	4500.0	85	25112	No

161	GOM_NL__2PRFIN20061219_112006_000000392054_00008_25112_0624.N1	19-DEC-2006 11:20:06	Dark	38.500	78	Alp Lup	2.3040	28000.	77	25112	No
162	GOM_NL__2PRFIN20061219_112402_000000502054_00008_25112_0625.N1	19-DEC-2006 11:24:02	Dark	50.000	10	Bet Cen	0.61000	28000.	100	25112	No
163	GOM_NL__2PRFIN20061219_112647_000000402054_00009_25113_0622.N1	19-DEC-2006 11:26:47	Dark	39.500	12	Alp1Cru	0.77500	30000.	79	25113	No
164	GOM_NL__2PRFIN20061219_113144_000000392054_00009_25113_0623.N1	19-DEC-2006 11:31:44	Dark	38.500	159	Ups Car	2.9200	7200.0	77	25113	No
165	GOM_NL__2PRFIN20061219_113310_000000402054_00009_25113_0624.N1	19-DEC-2006 11:33:10	Dark	40.000	71	Iot Car	2.2460	7700.0	80	25113	No
166	GOM_NL__2PRFIN20061219_113502_000000452054_00009_25113_0625.N1	19-DEC-2006 11:35:02	Dark	45.000	41	Eps Car	1.8600	4100.0	90	25113	No
167	GOM_NL__2PRFIN20061219_113947_000000472054_00009_25113_0626.N1	19-DEC-2006 11:39:47	Dark	47.000	2	Alp Car	-0.73600	7000.0	94	25113	No
168	GOM_NL__2PRFIN20061219_114544_000000412054_00009_25113_0627.N1	19-DEC-2006 11:45:44	Straylight	40.500	108	Alp Col	2.6520	15200.	81	25113	No
169	GOM_NL__2PRFIN20061219_115037_000000452054_00009_25113_0628.N1	19-DEC-2006 11:50:37	Straylight	44.500	101	11Alp Lep	2.5820	7000.0	89	25113	No
170	GOM_NL__2PRFIN20061219_115338_000000472054_00009_25113_0629.N1	19-DEC-2006 11:53:38	Straylight	47.000	7	19Bet Ori	0.10000	14000.	94	25113	No
171	GOM_NL__2PRFIN20061219_120054_000000462054_00009_25113_0630.N1	19-DEC-2006 12:00:54	Tw_i_and_stray	46.000	13	87Alp Tau	0.86700	3800.0	92	25113	No
172	GOM_NL__2PRFIN20061219_120311_000000342054_00009_25113_0631.N1	19-DEC-2006 12:03:11	Bright	34.000	146	25Eta Tau	2.8730	15200.	68	25113	No
173	GOM_NL__2PRFIN20061219_120519_000000352054_00009_25113_0632.N1	19-DEC-2006 12:05:19	Bright	35.000	150	44Zet Per	2.8900	28000.	70	25113	No
174	GOM_NL__2PRFIN20061219_120734_000000362054_00009_25113_0633.N1	19-DEC-2006 12:07:34	Bright	35.500	149	45Eps Per	2.8880	30000.	71	25113	No
175	GOM_NL__2PRFIN20061219_120947_000000352054_00009_25113_0634.N1	19-DEC-2006 12:09:47	Bright	34.500	175	39Del Per	3.0100	19400.	69	25113	No
176	GOM_NL__2PRFIN20061219_121138_000000352054_00009_25113_0635.N1	19-DEC-2006 12:11:38	Bright	34.500	160	23Gam Per	2.9300	4700.0	69	25113	No
177	GOM_NL__2PRFIN20061219_122127_000000362054_00009_25113_0636.N1	19-DEC-2006 12:21:27	Bright	35.500	49	1Alp UMi	1.9900	6300.0	71	25113	No
178	GOM_NL__2PRFIN20061219_122608_000000372054_00009_25113_0637.N1	19-DEC-2006 12:26:08	Bright	36.500	60	7Bet UMi	2.0810	3950.0	73	25113	No
179	GOM_NL__2PRFIN20061219_122931_000000352054_00009_25113_0638.N1	19-DEC-2006 12:29:31	Bright	35.000	119	14Eta Dra	2.7270	4700.0	70	25113	No
180	GOM_NL__2PRFIN20061219_123647_000000372054_00009_25113_0639.N1	19-DEC-2006 12:36:47	Bright	37.000	180	27Gam Boo	3.0400	8000.0	74	25113	No
181	GOM_NL__2PRFIN20061219_124004_000000382054_00009_25113_0640.N1	19-DEC-2006 12:40:04	Bright	38.000	83		2.3780	11000.	76	25113	No
182	GOM_NL__2PRFIN20061219_124511_000000332054_00009_25113_0641.N1	19-DEC-2006 12:45:11	Bright	32.500	102	24Alp Ser	2.6000	4250.0	65	25113	No
183	GOM_NL__2PRFIN20061219_125213_000000532054_00009_25113_0642.N1	19-DEC-2006 12:52:13	Bright	53.000	122	9Alp2Lib	2.7470	9700.0	106	25113	No
184	GOM_NL__2PRFIN20061219_125843_000000412054_00009_25113_0643.N1	19-DEC-2006 12:58:43	Dark	41.000	54	5The Cen	2.0550	4500.0	82	25113	No
185	GOM_NL__2PRFIN20061219_130043_000000382054_00009_25113_0644.N1	19-DEC-2006 13:00:43	Dark	38.000	78	Alp Lup	2.3040	28000.	76	25113	No
186	GOM_NL__2PRFIN20061219_130438_000000342054_00009_25113_0645.N1	19-DEC-2006 13:04:38	Dark	34.000	10	Bet Cen	0.61000	28000.	68	25113	No
187	GOM_NL__2PRFIN20061219_130723_000000412054_00010_25114_0622.N1	19-DEC-2006 13:07:23	Dark	41.000	12	Alp1Cru	0.77500	30000.	82	25114	No
188	GOM_NL__2PRFIN20061219_131221_000000402054_00010_25114_0623.N1	19-DEC-2006 13:12:21	Dark	39.500	159	Ups Car	2.9200	7200.0	79	25114	No
189	GOM_NL__2PRFIN20061219_131347_000000412054_00010_25114_0624.N1	19-DEC-2006 13:13:47	Dark	41.000	71	Iot Car	2.2460	7700.0	82	25114	No
190	GOM_NL__2PRFIN20061219_131538_000000412054_00010_25114_0625.N1	19-DEC-2006 13:15:38	Dark	41.000	41	Eps Car	1.8600	4100.0	82	25114	No
191	GOM_NL__2PRFIN20061219_132023_000000472054_00010_25114_0626.N1	19-DEC-2006 13:20:23	Dark	46.500	2	Alp Car	-0.73600	7000.0	93	25114	No
192	GOM_NL__2PRFIN20061219_132620_000000412054_00010_25114_0627.N1	19-DEC-2006 13:26:20	Straylight	41.000	108	Alp Col	2.6520	15200.	82	25114	No
193	GOM_NL__2PRFIN20061219_133113_000000412054_00010_25114_0628.N1	19-DEC-2006 13:31:13	Straylight	40.500	101	11Alp Lep	2.5820	7000.0	81	25114	No
194	GOM_NL__2PRFIN20061219_133413_000000472054_00010_25114_0629.N1	19-DEC-2006 13:34:13	Straylight	47.000	7	19Bet Ori	0.10000	14000.	94	25114	No
195	GOM_NL__2PRFIN20061219_134130_000000462054_00010_25114_0630.N1	19-DEC-2006 13:41:30	Tw_i_and_stray	45.500	13	87Alp Tau	0.86700	3800.0	91	25114	No
196	GOM_NL__2PRFIN20061219_134348_000000362054_00010_25114_0631.N1	19-DEC-2006 13:43:48	Bright	35.500	146	25Eta Tau	2.8730	15200.	71	25114	No
197	GOM_NL__2PRFIN20061219_134555_000000352054_00010_25114_0632.N1	19-DEC-2006 13:45:55	Bright	35.000	150	44Zet Per	2.8900	28000.	70	25114	No
198	GOM_NL__2PRFIN20061219_134810_000000342054_00010_25114_0633.N1	19-DEC-2006 13:48:10	Bright	34.000	149	45Eps Per	2.8880	30000.	68	25114	No
199	GOM_NL__2PRFIN20061219_135023_000000342054_00010_25114_0634.N1	19-DEC-2006 13:50:23	Bright	34.000	175	39Del Per	3.0100	19400.	68	25114	No
200	GOM_NL__2PRFIN20061219_135214_000000352054_00010_25114_0635.N1	19-DEC-2006 13:52:14	Bright	34.500	160	23Gam Per	2.9300	4700.0	69	25114	No
201	GOM_NL__2PRFIN20061219_140203_000000362054_00010_25114_0636.N1	19-DEC-2006 14:02:03	Bright	36.000	49	1Alp UMi	1.9900	6300.0	72	25114	No
202	GOM_NL__2PRFIN20061219_140644_000000372054_00010_25114_0637.N1	19-DEC-2006 14:06:44	Bright	36.500	60	7Bet UMi	2.0810	3950.0	73	25114	No
203	GOM_NL__2PRFIN20061219_141007_000000362054_00010_25114_0638.N1	19-DEC-2006 14:10:07	Bright	35.500	119	14Eta Dra	2.7270	4700.0	71	25114	No
204	GOM_NL__2PRFIN20061219_141723_000000362054_00010_25114_0639.N1	19-DEC-2006 14:17:23	Bright	36.000	180	27Gam Boo	3.0400	8000.0	72	25114	No
205	GOM_NL__2PRFIN20061219_142040_000000362054_00010_25114_0640.N1	19-DEC-2006 14:20:40	Bright	36.000	83		2.3780	11000.	72	25114	No
206	GOM_NL__2PRFIN20061219_142548_000000332054_00010_25114_0641.N1	19-DEC-2006 14:25:48	Bright	32.500	102	24Alp Ser	2.6000	4250.0	65	25114	No
207	GOM_NL__2PRFIN20061219_143249_000000532054_00010_25114_0642.N1	19-DEC-2006 14:32:49	Bright	53.000	122	9Alp2Lib	2.7470	9700.0	106	25114	No
208	GOM_NL__2PRFIN20061219_143919_000000442054_00010_25114_0643.N1	19-DEC-2006 14:39:19	Dark	44.000	54	5The Cen	2.0550	4500.0	88	25114	No
209	GOM_NL__2PRFIN20061219_144119_000000362054_00010_25114_0644.N1	19-DEC-2006 14:41:19	Dark	36.000	78	Alp Lup	2.3040	28000.	72	25114	No
210	GOM_NL__2PRFIN20061219_144514_000000442054_00010_25114_0645.N1	19-DEC-2006 14:45:14	Dark	44.000	10	Bet Cen	0.61000	28000.	88	25114	No
211	GOM_NL__2PRFIN20061219_144800_000000372054_00011_25115_0622.N1	19-DEC-2006 14:48:00	Dark	37.000	12	Alp1Cru	0.77500	30000.	74	25115	No
212	GOM_NL__2PRFIN20061219_145257_000000382054_00011_25115_0623.N1	19-DEC-2006 14:52:57	Dark	38.000	159	Ups Car	2.9200	7200.0	76	25115	No
213	GOM_NL__2PRFIN20061219_145424_000000422054_00011_25115_0624.N1	19-DEC-2006 14:54:24	Dark	42.000	71	Iot Car	2.2460	7700.0	84	25115	No
214	GOM_NL__2PRFIN20061219_145615_000000432054_00011_25115_0625.N1	19-DEC-2006 14:56:15	Dark	43.000	41	Eps Car	1.8600	4100.0	86	25115	No
215	GOM_NL__2PRFIN20061219_150100_000000522054_00011_25115_0626.N1	19-DEC-2006 15:01:00	Dark	51.500	2	Alp Car	-0.73600	7000.0	103	25115	No
216	GOM_NL__2PRFIN20061219_150656_000000402054_00011_25115_0627.N1	19-DEC-2006 15:06:56	Straylight	39.500	108	Alp Col	2.6520	15200.	79	25115	No
217	GOM_NL__2PRFIN20061219_151149_000000432054_00011_25115_0628.N1	19-DEC-2006 15:11:49	Straylight	43.000	101	11Alp Lep	2.5820	7000.0	86	25115	No
218	GOM_NL__2PRFIN20061219_151449_000000492054_00011_25115_0629.N1	19-DEC-2006 15:14:49	Straylight	48.500	7	19Bet Ori	0.10000	14000.	97	25115	No
219	GOM_NL__2PRFIN20061219_152206_000000532054_00011_25115_0630.N1	19-DEC-2006 15:22:06	Tw_i_and_stray	53.000	13	87Alp Tau	0.86700	3800.0	106	25115	No

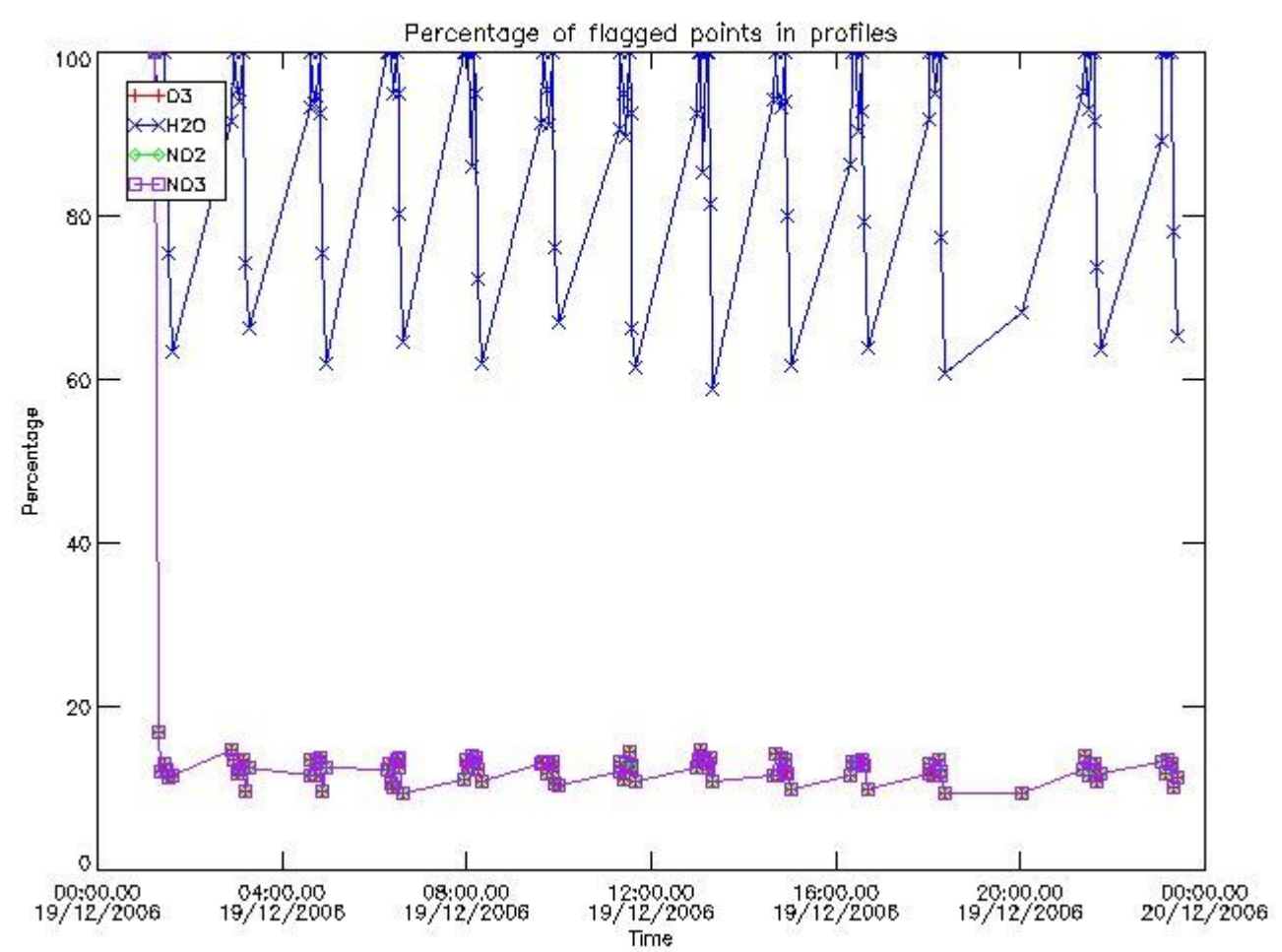
220	GOM_NL__2PRFIN20061219_152424_000000362054_00011_25115_0631.N1	19-DEC-2006 15:24:24	Bright	35.500	146	25Eta Tau	2.8730	15200.	71	25115	No
221	GOM_NL__2PRFIN20061219_152631_000000362054_00011_25115_0632.N1	19-DEC-2006 15:26:31	Bright	36.000	150	44Zet Per	2.8900	28000.	72	25115	No
222	GOM_NL__2PRFIN20061219_152846_000000342054_00011_25115_0633.N1	19-DEC-2006 15:28:46	Bright	33.500	149	45Eps Per	2.8880	30000.	67	25115	No
223	GOM_NL__2PRFIN20061219_153059_000000342054_00011_25115_0634.N1	19-DEC-2006 15:30:59	Bright	33.500	175	39Del Per	3.0100	19400.	67	25115	No
224	GOM_NL__2PRFIN20061219_153250_000000362054_00011_25115_0635.N1	19-DEC-2006 15:32:50	Bright	36.000	160	23Gam Per	2.9300	4700.0	72	25115	No
225	GOM_NL__2PRFIN20061219_154239_000000352054_00011_25115_0636.N1	19-DEC-2006 15:42:39	Bright	34.500	49	1Alp UMi	1.9900	6300.0	69	25115	No
226	GOM_NL__2PRFIN20061219_154720_000000532054_00011_25115_0637.N1	19-DEC-2006 15:47:20	Bright	53.000	60	7Bet UMi	2.0810	3950.0	106	25115	No
227	GOM_NL__2PRFIN20061219_155043_000000362054_00011_25115_0638.N1	19-DEC-2006 15:50:43	Bright	35.500	119	14Eta Dra	2.7270	4700.0	71	25115	No
228	GOM_NL__2PRFIN20061219_155759_000000362054_00011_25115_0639.N1	19-DEC-2006 15:57:59	Bright	35.500	180	27Gam Boo	3.0400	8000.0	71	25115	No
229	GOM_NL__2PRFIN20061219_160117_000000372054_00011_25115_0640.N1	19-DEC-2006 16:01:17	Bright	36.500	83		2.3780	11000.	73	25115	No
230	GOM_NL__2PRFIN20061219_160624_000000332054_00011_25115_0641.N1	19-DEC-2006 16:06:24	Bright	32.500	102	24Alp Ser	2.6000	4250.0	65	25115	No
231	GOM_NL__2PRFIN20061219_161326_000000412054_00011_25115_0642.N1	19-DEC-2006 16:13:26	Bright	40.500	122	9Alp2Lib	2.7470	9700.0	81	25115	No
232	GOM_NL__2PRFIN20061219_161956_000000452054_00011_25115_0643.N1	19-DEC-2006 16:19:56	Dark	44.500	54	5The Cen	2.0550	4500.0	89	25115	No
233	GOM_NL__2PRFIN20061219_162155_000000392054_00011_25115_0644.N1	19-DEC-2006 16:21:55	Dark	38.500	78	Alp Lup	2.3040	28000.	77	25115	No
234	GOM_NL__2PRFIN20061219_162551_000000392054_00011_25115_0645.N1	19-DEC-2006 16:25:51	Dark	38.500	10	Bet Cen	0.61000	28000.	77	25115	No
235	GOM_NL__2PRFIN20061219_162836_000000422054_00012_25116_0622.N1	19-DEC-2006 16:28:36	Dark	42.000	12	Alp1Cru	0.77500	30000.	84	25116	No
236	GOM_NL__2PRFIN20061219_163334_000000392054_00012_25116_0623.N1	19-DEC-2006 16:33:34	Dark	39.000	159	Ups Car	2.9200	7200.0	78	25116	No
237	GOM_NL__2PRFIN20061219_163500_000000422054_00012_25116_0624.N1	19-DEC-2006 16:35:00	Dark	41.500	71	lot Car	2.2460	7700.0	83	25116	No
238	GOM_NL__2PRFIN20061219_163651_000000442054_00012_25116_0625.N1	19-DEC-2006 16:36:51	Dark	44.000	41	Eps Car	1.8600	4100.0	88	25116	No
239	GOM_NL__2PRFIN20061219_164136_000000512054_00012_25116_0626.N1	19-DEC-2006 16:41:36	Dark	51.000	2	Alp Car	-0.73600	7000.0	102	25116	No
240	GOM_NL__2PRFIN20061219_164733_000000402054_00012_25116_0627.N1	19-DEC-2006 16:47:33	Straylight	39.500	108	Alp Col	2.6520	15200.	79	25116	No
241	GOM_NL__2PRFIN20061219_165225_000000442054_00012_25116_0628.N1	19-DEC-2006 16:52:25	Straylight	44.000	101	11Alp Lep	2.5820	7000.0	88	25116	No
242	GOM_NL__2PRFIN20061219_165526_000000492054_00012_25116_0629.N1	19-DEC-2006 16:55:26	Straylight	48.500	7	19Bet Ori	0.10000	14000.	97	25116	No
243	GOM_NL__2PRFIN20061219_170242_000000532054_00012_25116_0630.N1	19-DEC-2006 17:02:42	Twilight_stray	53.000	13	87Alp Tau	0.86700	3800.0	106	25116	No
244	GOM_NL__2PRFIN20061219_170500_000000352054_00012_25116_0631.N1	19-DEC-2006 17:05:00	Bright	35.000	146	25Eta Tau	2.8730	15200.	70	25116	No
245	GOM_NL__2PRFIN20061219_170707_000000362054_00012_25116_0632.N1	19-DEC-2006 17:07:07	Bright	35.500	150	44Zet Per	2.8900	28000.	71	25116	No
246	GOM_NL__2PRFIN20061219_170922_000000342054_00012_25116_0633.N1	19-DEC-2006 17:09:22	Bright	34.000	149	45Eps Per	2.8880	30000.	68	25116	No
247	GOM_NL__2PRFIN20061219_171135_000000342054_00012_25116_0634.N1	19-DEC-2006 17:11:35	Bright	34.000	175	39Del Per	3.0100	19400.	68	25116	No
248	GOM_NL__2PRFIN20061219_171326_000000342054_00012_25116_0635.N1	19-DEC-2006 17:13:26	Bright	33.500	160	23Gam Per	2.9300	4700.0	67	25116	No
249	GOM_NL__2PRFIN20061219_172315_000000362054_00012_25116_0636.N1	19-DEC-2006 17:23:15	Bright	36.000	49	1Alp UMi	1.9900	6300.0	72	25116	No
250	GOM_NL__2PRFIN20061219_172756_000000462054_00012_25116_0637.N1	19-DEC-2006 17:27:56	Bright	45.500	60	7Bet UMi	2.0810	3950.0	91	25116	No
251	GOM_NL__2PRFIN20061219_173119_000000392054_00012_25116_0638.N1	19-DEC-2006 17:31:19	Bright	38.500	119	14Eta Dra	2.7270	4700.0	77	25116	No
252	GOM_NL__2PRFIN20061219_173835_000000382054_00012_25116_0639.N1	19-DEC-2006 17:38:35	Bright	37.500	180	27Gam Boo	3.0400	8000.0	75	25116	No
253	GOM_NL__2PRFIN20061219_174153_000000372054_00012_25116_0640.N1	19-DEC-2006 17:41:53	Bright	36.500	83		2.3780	11000.	73	25116	No
254	GOM_NL__2PRFIN20061219_174700_000000332054_00012_25116_0641.N1	19-DEC-2006 17:47:00	Bright	33.000	102	24Alp Ser	2.6000	4250.0	66	25116	No
255	GOM_NL__2PRFIN20061219_175402_000000532054_00012_25116_0642.N1	19-DEC-2006 17:54:02	Bright	53.000	122	9Alp2Lib	2.7470	9700.0	106	25116	No
256	GOM_NL__2PRFIN20061219_180032_000000442054_00012_25116_0643.N1	19-DEC-2006 18:00:32	Dark	43.500	54	5The Cen	2.0550	4500.0	87	25116	No
257	GOM_NL__2PRFIN20061219_180231_000000402054_00012_25116_0644.N1	19-DEC-2006 18:02:31	Dark	39.500	78	Alp Lup	2.3040	28000.	79	25116	No
258	GOM_NL__2PRFIN20061219_180627_000000452054_00012_25116_0645.N1	19-DEC-2006 18:06:27	Dark	44.500	10	Bet Cen	0.61000	28000.	89	25116	No
259	GOM_NL__2PRFIN20061219_180912_000000402054_00013_25117_0622.N1	19-DEC-2006 18:09:12	Dark	40.000	12	Alp1Cru	0.77500	30000.	80	25117	No
260	GOM_NL__2PRFIN20061219_181410_000000382054_00013_25117_0623.N1	19-DEC-2006 18:14:10	Dark	37.500	159	Ups Car	2.9200	7200.0	75	25117	No
261	GOM_NL__2PRFIN20061219_181537_000000432054_00013_25117_0624.N1	19-DEC-2006 18:15:37	Dark	42.500	71	lot Car	2.2460	7700.0	85	25117	No
262	GOM_NL__2PRFIN20061219_181728_000000452054_00013_25117_0625.N1	19-DEC-2006 18:17:28	Dark	44.500	41	Eps Car	1.8600	4100.0	89	25117	No
263	GOM_NL__2PRFIN20061219_182212_000000542054_00013_25117_0626.N1	19-DEC-2006 18:22:12	Dark	53.500	2	Alp Car	-0.73600	7000.0	107	25117	No
264	GOM_NL__2PRFIN20061219_182809_000000412054_00013_25117_0627.N1	19-DEC-2006 18:28:09	Straylight	40.500	108	Alp Col	2.6520	15200.	81	25117	No
265	GOM_NL__2PRFIN20061219_183301_000000432054_00013_25117_0628.N1	19-DEC-2006 18:33:01	Straylight	43.000	101	11Alp Lep	2.5820	7000.0	86	25117	No
266	GOM_NL__2PRFIN20061219_183602_000000532054_00013_25117_0629.N1	19-DEC-2006 18:36:02	Straylight	52.500	7	19Bet Ori	0.10000	14000.	105	25117	No
267	GOM_NL__2PRFIN20061219_200249_000000542054_00014_25118_0622.N1	19-DEC-2006 20:02:49	Dark	54.000	2	Alp Car	-0.73600	7000.0	108	25118	No
268	GOM_NL__2PRFIN20061219_200845_000000402054_00014_25118_0623.N1	19-DEC-2006 20:08:45	Straylight	40.000	108	Alp Col	2.6520	15200.	80	25118	No
269	GOM_NL__2PRFIN20061219_201337_000000432054_00014_25118_0624.N1	19-DEC-2006 20:13:37	Straylight	42.500	101	11Alp Lep	2.5820	7000.0	85	25118	No
270	GOM_NL__2PRFIN20061219_201638_000000472054_00014_25118_0625.N1	19-DEC-2006 20:16:38	Straylight	47.000	7	19Bet Ori	0.10000	14000.	94	25118	No
271	GOM_NL__2PRFIN20061219_202353_000000472054_00014_25118_0626.N1	19-DEC-2006 20:23:53	Twilight_stray	47.000	13	87Alp Tau	0.86700	3800.0	94	25118	No
272	GOM_NL__2PRFIN20061219_202612_000000352054_00014_25118_0627.N1	19-DEC-2006 20:26:12	Bright	34.500	146	25Eta Tau	2.8730	15200.	69	25118	No
273	GOM_NL__2PRFIN20061219_202819_000000352054_00014_25118_0628.N1	19-DEC-2006 20:28:19	Bright	34.500	150	44Zet Per	2.8900	28000.	69	25118	No
274	GOM_NL__2PRFIN20061219_203034_000000352054_00014_25118_0629.N1	19-DEC-2006 20:30:34	Bright	34.500	149	45Eps Per	2.8880	30000.	69	25118	No
275	GOM_NL__2PRFIN20061219_203247_000000342054_00014_25118_0630.N1	19-DEC-2006 20:32:47	Bright	34.000	175	39Del Per	3.0100	19400.	68	25118	No
276	GOM_NL__2PRFIN20061219_203439_000000522054_00014_25118_0631.N1	19-DEC-2006 20:34:39	Bright	52.000	160	23Gam Per	2.9300	4700.0	104	25118	No
277	GOM_NL__2PRFIN20061219_204427_000000362054_00014_25118_0632.N1	19-DEC-2006 20:44:27	Bright	36.000	49	1Alp UMi	1.9900	6300.0	72	25118	No
278	GOM_NL__2PRFIN20061219_204908_000000372054_00014_25118_0633.N1	19-DEC-2006 20:49:08	Bright	37.000	60	7Bet UMi	2.0810	3950.0	74	25118	No

279	GOM_NL__2PRFIN20061219_205232_000000352054_00014_25118_0634.N1	19-DEC-2006 20:52:32	Bright	34.500	119	14Eta Dra	2.7270	4700.0	69	25118	No
280	GOM_NL__2PRFIN20061219_205948_000000412054_00014_25118_0635.N1	19-DEC-2006 20:59:48	Bright	41.000	180	27Gam Boo	3.0400	8000.0	82	25118	No
281	GOM_NL__2PRFIN20061219_210305_000000552054_00014_25118_0636.N1	19-DEC-2006 21:03:05	Bright	55.000	83		2.3780	11000.	110	25118	No
282	GOM_NL__2PRFIN20061219_210812_000000332054_00014_25118_0637.N1	19-DEC-2006 21:08:12	Bright	33.000	102	24Alp Ser	2.6000	4250.0	66	25118	No
283	GOM_NL__2PRFIN20061219_211515_000000372054_00014_25118_0638.N1	19-DEC-2006 21:15:15	Bright	36.500	122	9Alp2Lib	2.7470	9700.0	73	25118	No
284	GOM_NL__2PRFIN20061219_212145_000000422054_00014_25118_0639.N1	19-DEC-2006 21:21:45	Dark	41.500	54	5The Cen	2.0550	4500.0	83	25118	No
285	GOM_NL__2PRFIN20061219_212344_000000372054_00014_25118_0640.N1	19-DEC-2006 21:23:44	Dark	36.500	78	Alp Lup	2.3040	28000.	73	25118	No
286	GOM_NL__2PRFIN20061219_212739_000000442054_00014_25118_0641.N1	19-DEC-2006 21:27:39	Dark	44.000	10	Bet Cen	0.61000	28000.	88	25118	No
287	GOM_NL__2PRFIN20061219_213025_000000402054_00015_25119_0622.N1	19-DEC-2006 21:30:25	Dark	39.500	12	Alp1Cru	0.77500	30000.	79	25119	No
288	GOM_NL__2PRFIN20061219_213523_000000402054_00015_25119_0623.N1	19-DEC-2006 21:35:23	Dark	39.500	159	Ups Car	2.9200	7200.0	79	25119	No
289	GOM_NL__2PRFIN20061219_213650_000000432054_00015_25119_0624.N1	19-DEC-2006 21:36:50	Dark	42.500	71	lot Car	2.2460	7700.0	85	25119	No
290	GOM_NL__2PRFIN20061219_213840_000000522054_00015_25119_0625.N1	19-DEC-2006 21:38:40	Dark	52.000	41	Eps Car	1.8600	4100.0	104	25119	No
291	GOM_NL__2PRFIN20061219_214325_000000432054_00015_25119_0626.N1	19-DEC-2006 21:43:25	Dark	43.000	2	Alp Car	-0.73600	7000.0	86	25119	No
292	GOM_NL__2PRFIN20061219_214921_000000412054_00015_25119_0627.N1	19-DEC-2006 21:49:21	Straylight	41.000	108	Alp Col	2.6520	15200.	82	25119	No
293	GOM_NL__2PRFIN20061219_215413_000000382054_00015_25119_0628.N1	19-DEC-2006 21:54:13	Straylight	37.500	101	11Alp Lep	2.5820	7000.0	75	25119	No
294	GOM_NL__2PRFIN20061219_215713_000000492054_00015_25119_0629.N1	19-DEC-2006 21:57:13	Straylight	49.000	7	19Bet Ori	0.10000	14000.	98	25119	No
295	GOM_NL__2PRFIN20061219_220429_000000482054_00015_25119_0630.N1	19-DEC-2006 22:04:29	Tw_i_and_stray	47.500	13	87Alp Tau	0.86700	3800.0	95	25119	No
296	GOM_NL__2PRFIN20061219_220648_000000352054_00015_25119_0631.N1	19-DEC-2006 22:06:48	Bright	34.500	146	25Eta Tau	2.8730	15200.	69	25119	No
297	GOM_NL__2PRFIN20061219_220855_000000342054_00015_25119_0632.N1	19-DEC-2006 22:08:55	Bright	33.500	150	44Zet Per	2.8900	28000.	67	25119	No
298	GOM_NL__2PRFIN20061219_221110_000000342054_00015_25119_0633.N1	19-DEC-2006 22:11:10	Bright	34.000	149	45Eps Per	2.8880	30000.	68	25119	No
299	GOM_NL__2PRFIN20061219_221323_000000342054_00015_25119_0634.N1	19-DEC-2006 22:13:23	Bright	33.500	175	39Del Per	3.0100	19400.	67	25119	No
300	GOM_NL__2PRFIN20061219_221515_000000352054_00015_25119_0635.N1	19-DEC-2006 22:15:15	Bright	34.500	160	23Gam Per	2.9300	4700.0	69	25119	No
301	GOM_NL__2PRFIN20061219_222503_000000332054_00015_25119_0636.N1	19-DEC-2006 22:25:03	Bright	32.500	49	1Alp UMi	1.9900	6300.0	65	25119	No
302	GOM_NL__2PRFIN20061219_222944_000000372054_00015_25119_0637.N1	19-DEC-2006 22:29:44	Bright	36.500	60	7Bet UMi	2.0810	3950.0	73	25119	No
303	GOM_NL__2PRFIN20061219_223308_000000352054_00015_25119_0638.N1	19-DEC-2006 22:33:08	Bright	35.000	119	14Eta Dra	2.7270	4700.0	70	25119	No
304	GOM_NL__2PRFIN20061219_224023_000000362054_00015_25119_0639.N1	19-DEC-2006 22:40:23	Bright	35.500	180	27Gam Boo	3.0400	8000.0	71	25119	No
305	GOM_NL__2PRFIN20061219_224341_000000362054_00015_25119_0640.N1	19-DEC-2006 22:43:41	Bright	35.500	83		2.3780	11000.	71	25119	No
306	GOM_NL__2PRFIN20061219_224848_000000332054_00015_25119_0641.N1	19-DEC-2006 22:48:48	Bright	33.000	102	24Alp Ser	2.6000	4250.0	66	25119	No
307	GOM_NL__2PRFIN20061219_225551_000000532054_00015_25119_0642.N1	19-DEC-2006 22:55:51	Bright	53.000	122	9Alp2Lib	2.7470	9700.0	106	25119	No
308	GOM_NL__2PRFIN20061219_230221_000000422054_00015_25119_0643.N1	19-DEC-2006 23:02:21	Dark	42.000	54	5The Cen	2.0550	4500.0	84	25119	No
309	GOM_NL__2PRFIN20061219_230420_000000392054_00015_25119_0644.N1	19-DEC-2006 23:04:20	Dark	38.500	78	Alp Lup	2.3040	28000.	77	25119	No
310	GOM_NL__2PRFIN20061219_230815_000000432054_00015_25119_0645.N1	19-DEC-2006 23:08:15	Dark	43.000	10	Bet Cen	0.61000	28000.	86	25119	No
311	GOM_NL__2PRFIN20061219_231102_000000382054_00016_25120_0622.N1	19-DEC-2006 23:11:02	Dark	37.500	12	Alp1Cru	0.77500	30000.	75	25120	No
312	GOM_NL__2PRFIN20061219_231559_000000392054_00016_25120_0623.N1	19-DEC-2006 23:15:59	Dark	39.000	159	Ups Car	2.9200	7200.0	78	25120	No
313	GOM_NL__2PRFIN20061219_231726_000000412054_00016_25120_0624.N1	19-DEC-2006 23:17:26	Dark	41.000	71	lot Car	2.2460	7700.0	82	25120	No
314	GOM_NL__2PRFIN20061219_231917_000000552054_00016_25120_0625.N1	19-DEC-2006 23:19:17	Dark	55.000	41	Eps Car	1.8600	4100.0	110	25120	No
315	GOM_NL__2PRFIN20061219_232401_000000452054_00016_25120_0626.N1	19-DEC-2006 23:24:01	Dark	45.000	2	Alp Car	-0.73600	7000.0	90	25120	No
316	GOM_NL__2PRFIN20061219_232957_000000412054_00016_25120_0627.N1	19-DEC-2006 23:29:57	Straylight	40.500	108	Alp Col	2.6520	15200.	81	25120	No
317	GOM_NL__2PRFIN20061219_233449_000000442054_00016_25120_0628.N1	19-DEC-2006 23:34:49	Straylight	43.500	101	11Alp Lep	2.5820	7000.0	87	25120	No
318	GOM_NL__2PRFIN20061219_233749_000000472054_00016_25120_0629.N1	19-DEC-2006 23:37:49	Straylight	46.500	7	19Bet Ori	0.10000	14000.	93	25120	No
319	GOM_NL__2PRFIN20061219_234505_000000532054_00016_25120_0630.N1	19-DEC-2006 23:45:05	Tw_i_and_stray	53.000	13	87Alp Tau	0.86700	3800.0	106	25120	No
320	GOM_NL__2PRFIN20061219_234724_000000352054_00016_25120_0631.N1	19-DEC-2006 23:47:24	Bright	34.500	146	25Eta Tau	2.8730	15200.	69	25120	No
321	GOM_NL__2PRFIN20061219_234931_000000352054_00016_25120_0632.N1	19-DEC-2006 23:49:31	Bright	35.000	150	44Zet Per	2.8900	28000.	70	25120	No
322	GOM_NL__2PRFIN20061219_235146_000000342054_00016_25120_0633.N1	19-DEC-2006 23:51:46	Bright	34.000	149	45Eps Per	2.8880	30000.	68	25120	No
323	GOM_NL__2PRFIN20061219_235359_000000522054_00016_25120_0634.N1	19-DEC-2006 23:53:59	Bright	52.000	175	39Del Per	3.0100	19400.	104	25120	No
324	GOM_NL__2PRFIN20061219_235551_000000342054_00016_25120_0635.N1	19-DEC-2006 23:55:51	Bright	34.000	160	23Gam Per	2.9300	4700.0	68	25120	No

3. Quality information per product

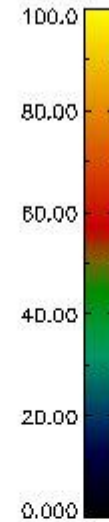
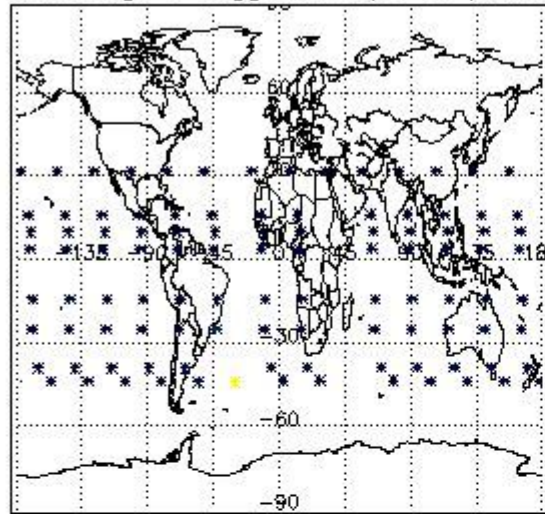
In this section it is plotted some information contained in the Quality Summary data set of the level 2 products. Only products in dark limb conditions and without errors (error flag in the MPH set to "0") are used.

3.1 Plot quality information per product (time dependant)

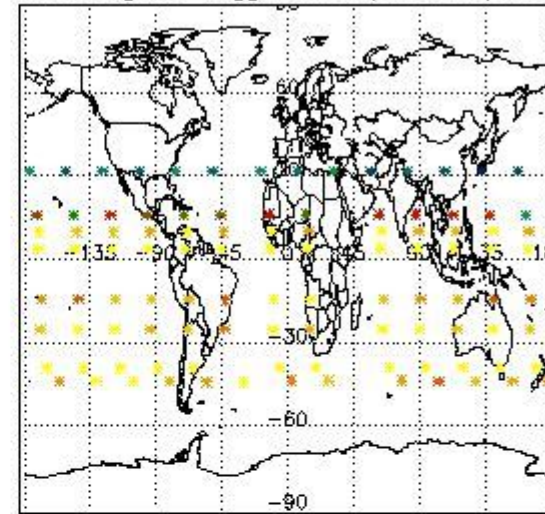


3.2 Plot quality information per product (world map)


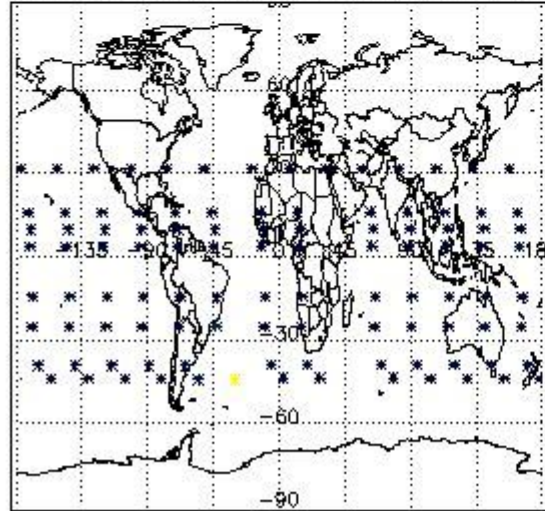
Percentage of flagged data per O3 profile



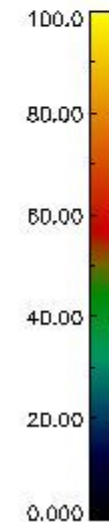
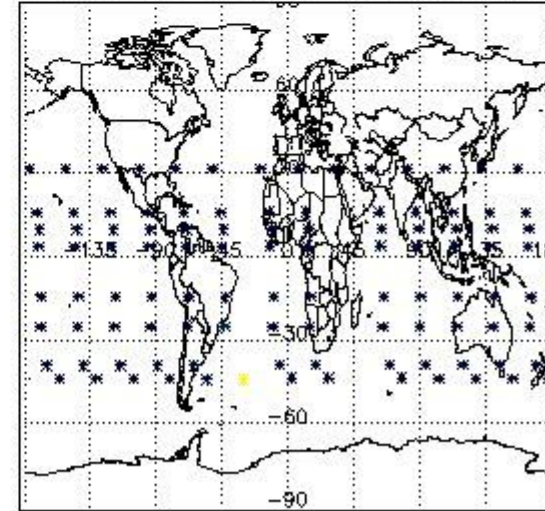
Percentage of flagged data per H2O profile



Percentage of flagged data per NO2 profile



Percentage of flagged data per NO3 profile

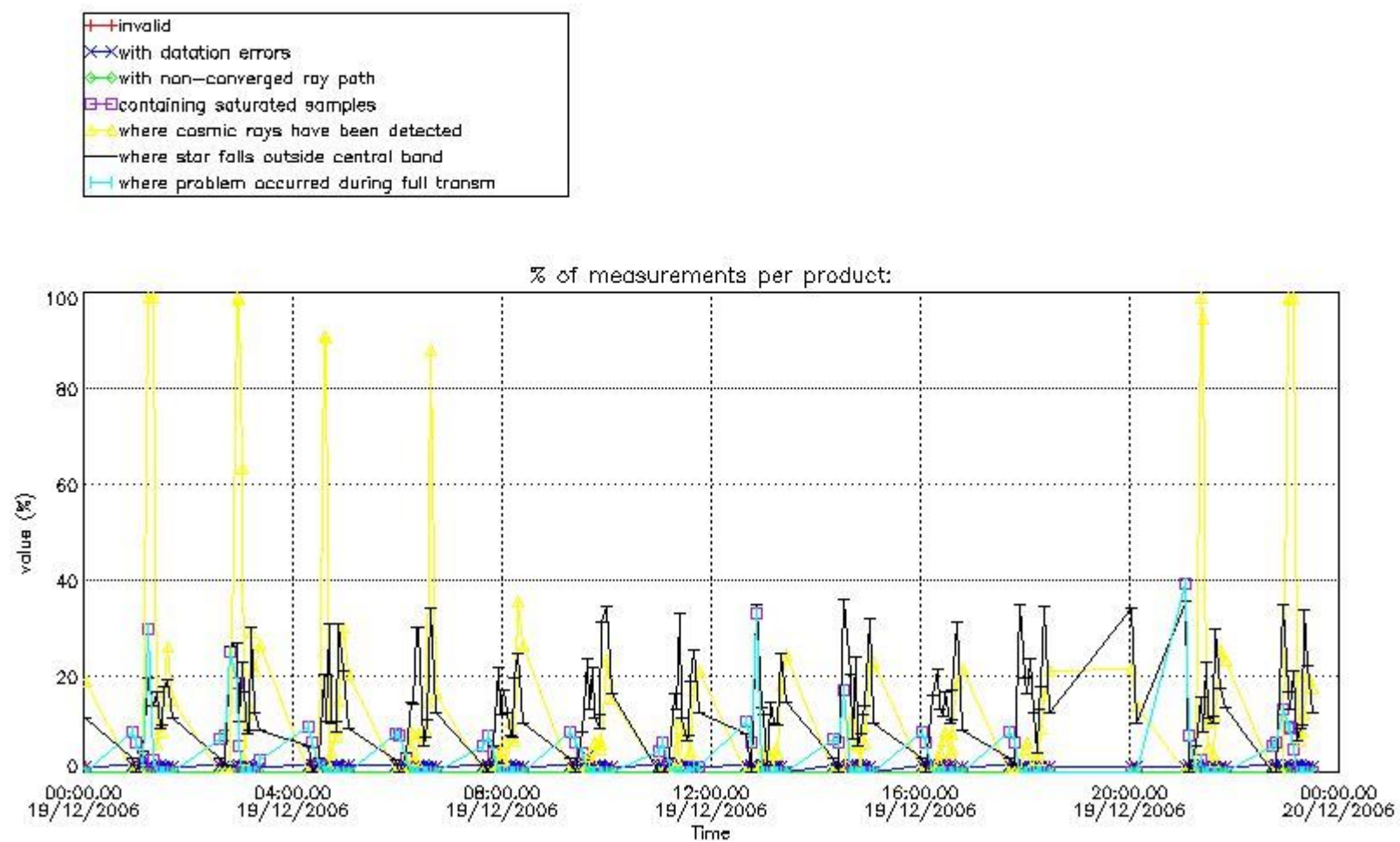


4. Level 1 quality information per product

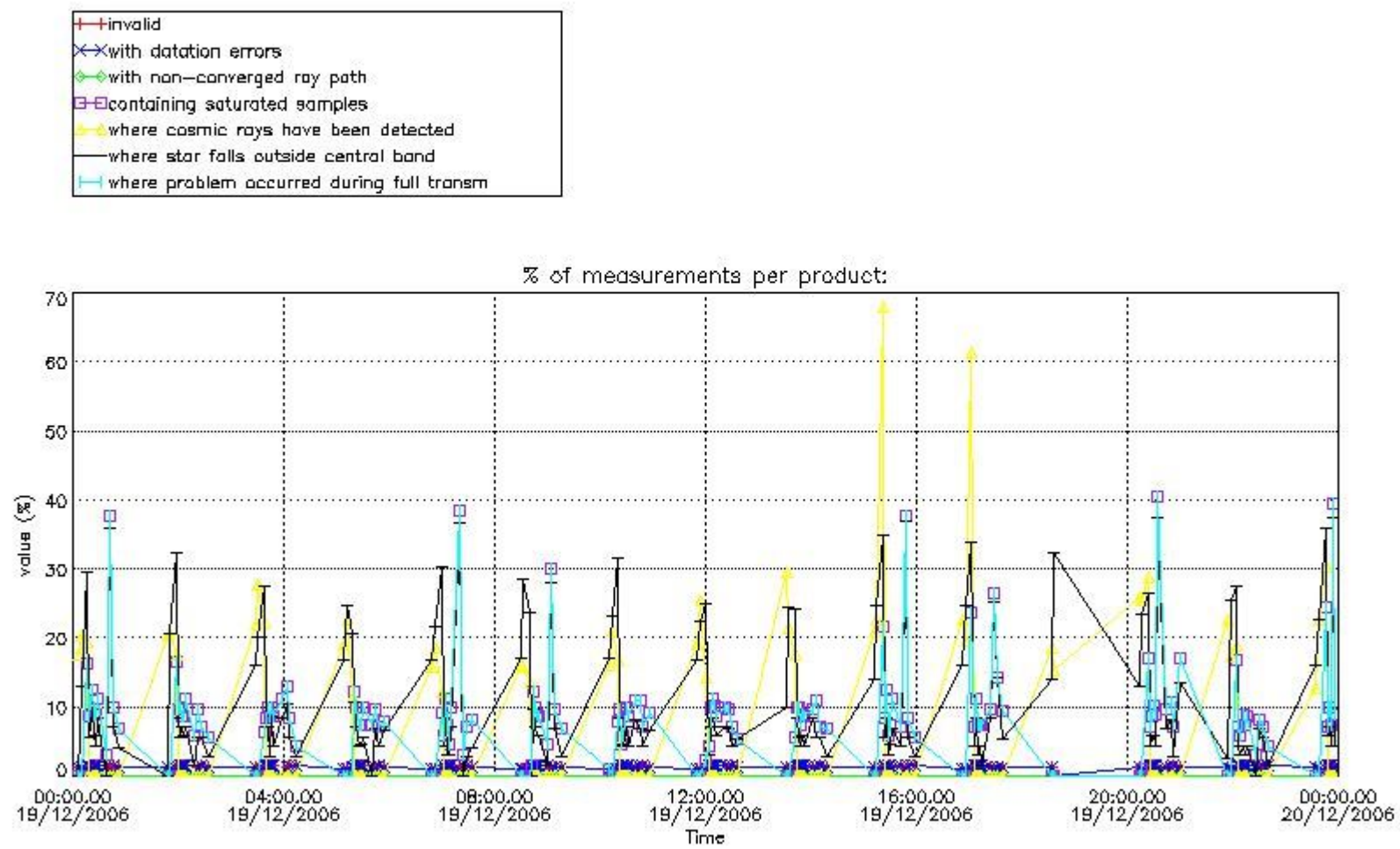
In this section it is plotted some information contained in the Quality Summary data set of the level 2 products that comes from the level 1b processing. Products without errors (error flag in the MPH set to "0") are used.

4.1 Plot quality information per product (time dependant) coming from level 1b processing

4.1.1 Plot level 1 quality information per product (time dependant): ENVISAT ASCENDING passes

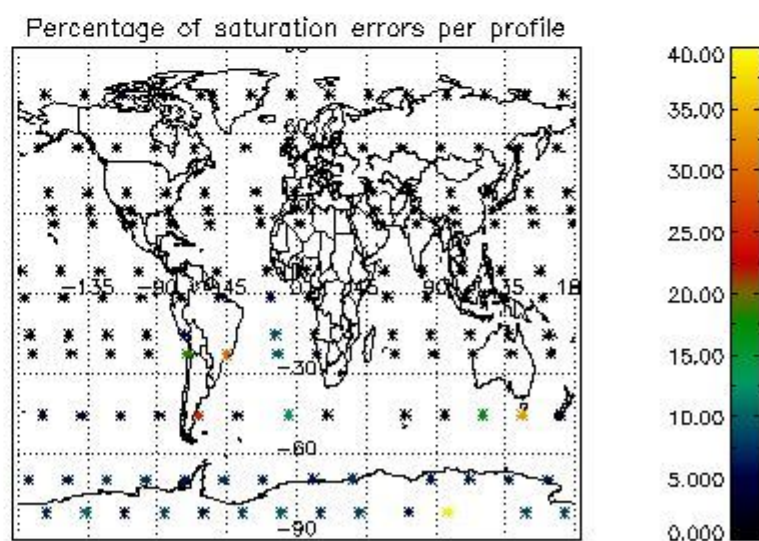
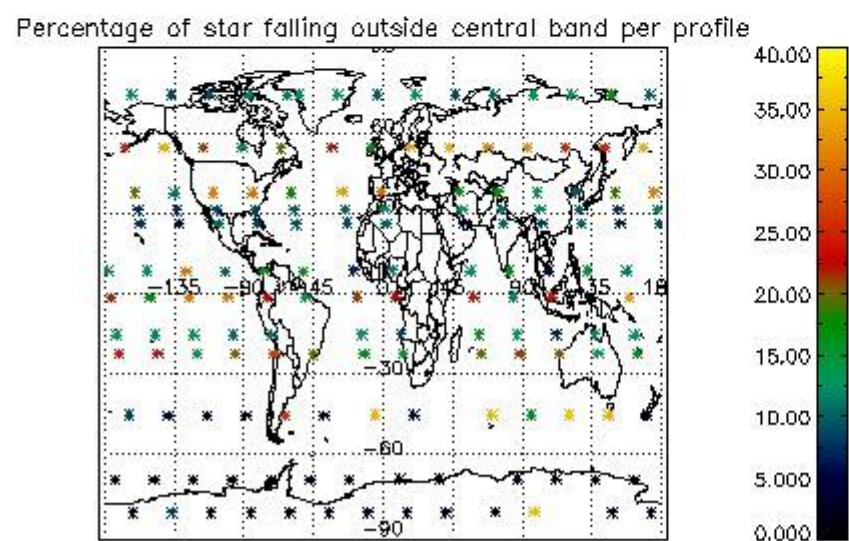
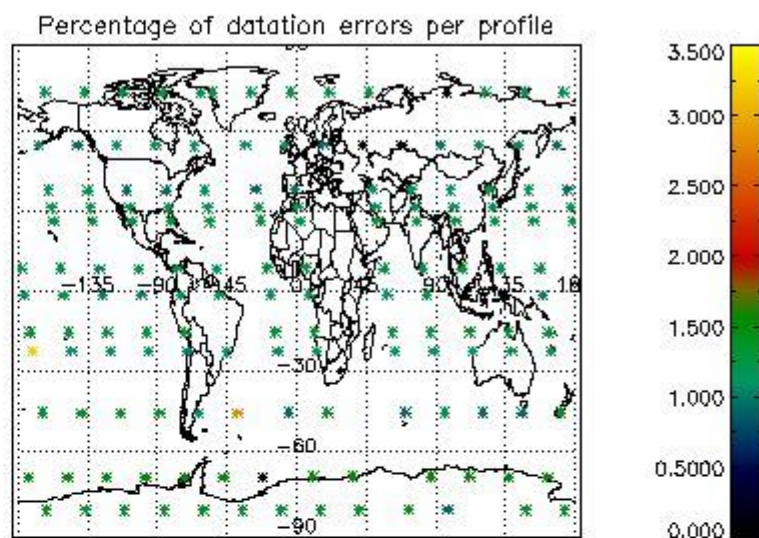
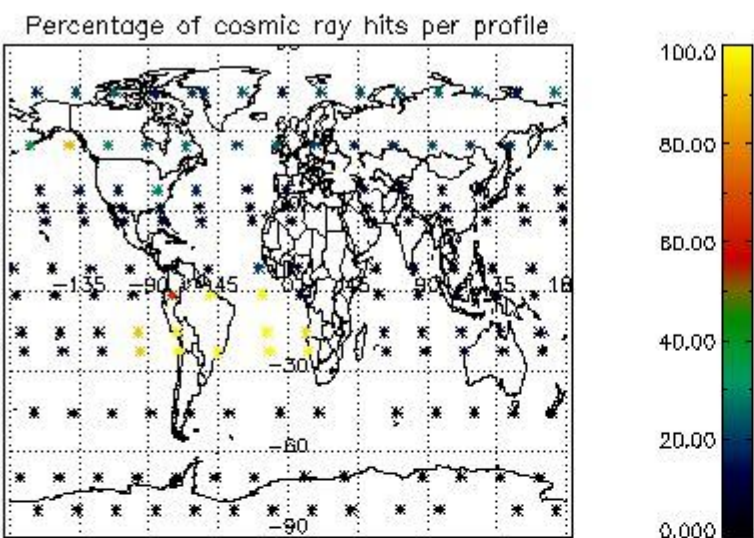


4.1.2 Plot level 1 quality information per product (time dependant): ENVISAT DESCENDING passes



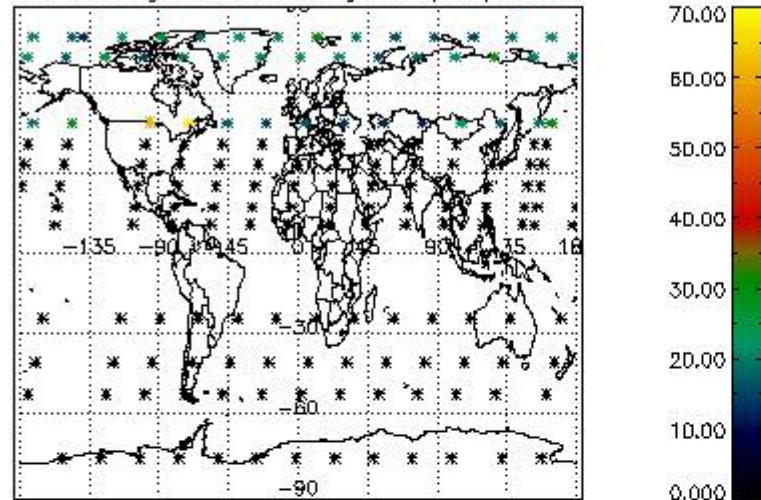
4.2 Plot quality information per product coming from level 1b processing (world map)

4.2.1 Plot level 1 quality information per product (world map): ENVISAT ASCENDING passes

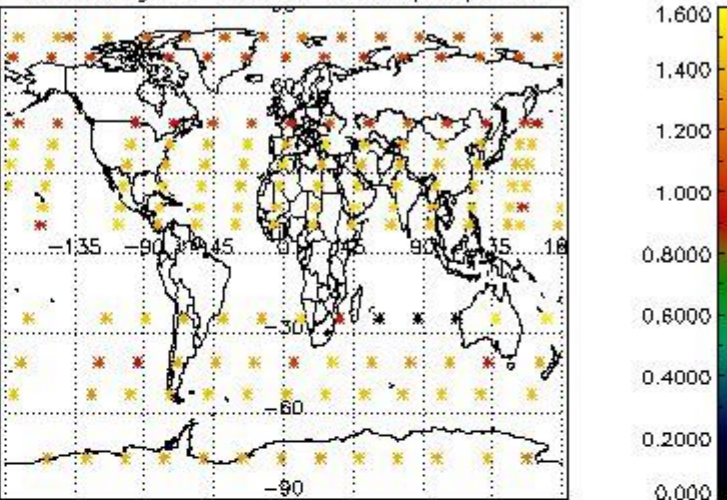


4.2.2 Plot level 1 quality information per product (world map): ENVISAT DESCENDING passes

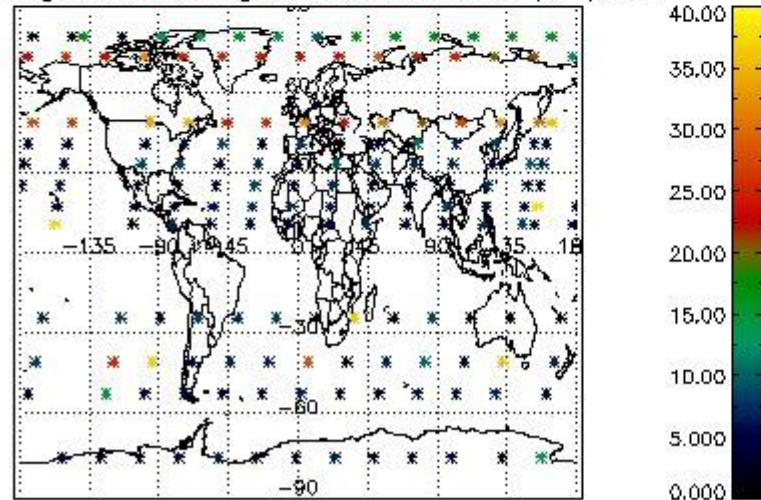
Percentage of cosmic ray hits per profile



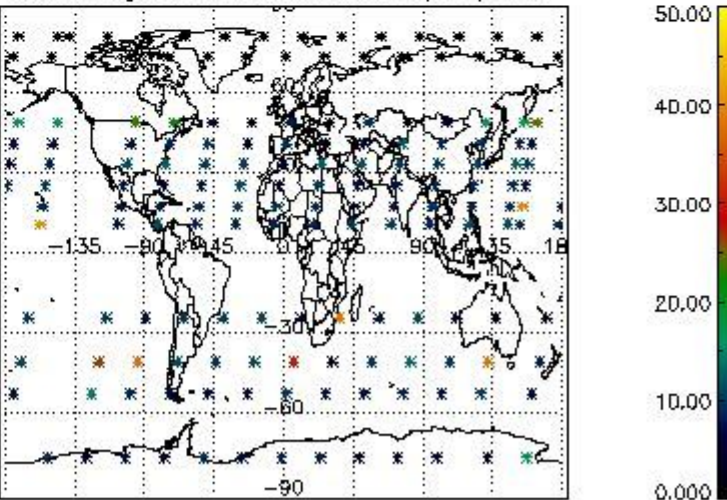
Percentage of datation errors per profile



Percentage of star falling outside central band per profile



Percentage of saturation errors per profile



5. Trace gas profiles

5.1 Ozone statistics based on quality of products

The final quality of the products can be "measured" using the STD (Standard Deviation) attached to every point profile. This information is written to the parameter GOM_NL__2P/NL_LOCAL_SPECIES_DENSITY/o3_std of the level 2 products. The table below shows the statistics for given STD ranges.

The statistics are given with respect to the overall valid production:

- Products without fatal errors: GOM_NL__2P/MPH/PRODUCT_ERR=0
- Valid point profile: GOM_NL__2P/NL_LOCAL_SPECIES_DENSITY/pcd(0)=0

The 'Criteria' is applied to valid points of dark limb products:

- Products in dark limb illumination condition: GOM_NL__2P/NL_SUMMARY_QUALITY/obs_ill_cond=0
- Products without fatal errors: GOM_NL__2P/MPH/PRODUCT_ERR=0
- Valid point profile: GOM_NL__2P/NL_LOCAL_SPECIES_DENSITY/pcd(0)=0

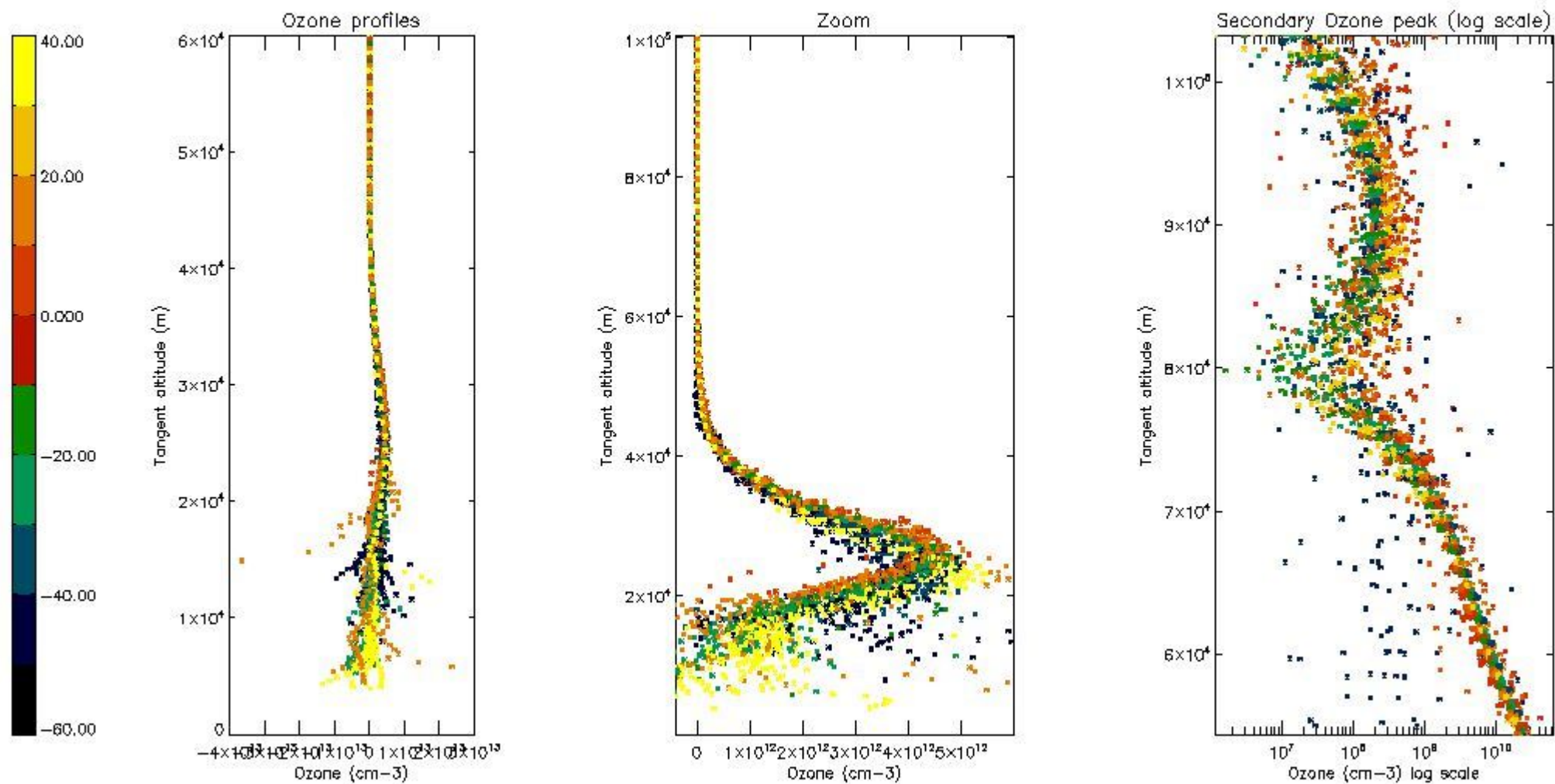
So, the table below shows the percentage of dark limb and valid observations for each criteria with respect to the overall valid daily observations.

Criteria	% of total production
All STD	35
STD < 20	20

STD < 10	15
STD < 5	8

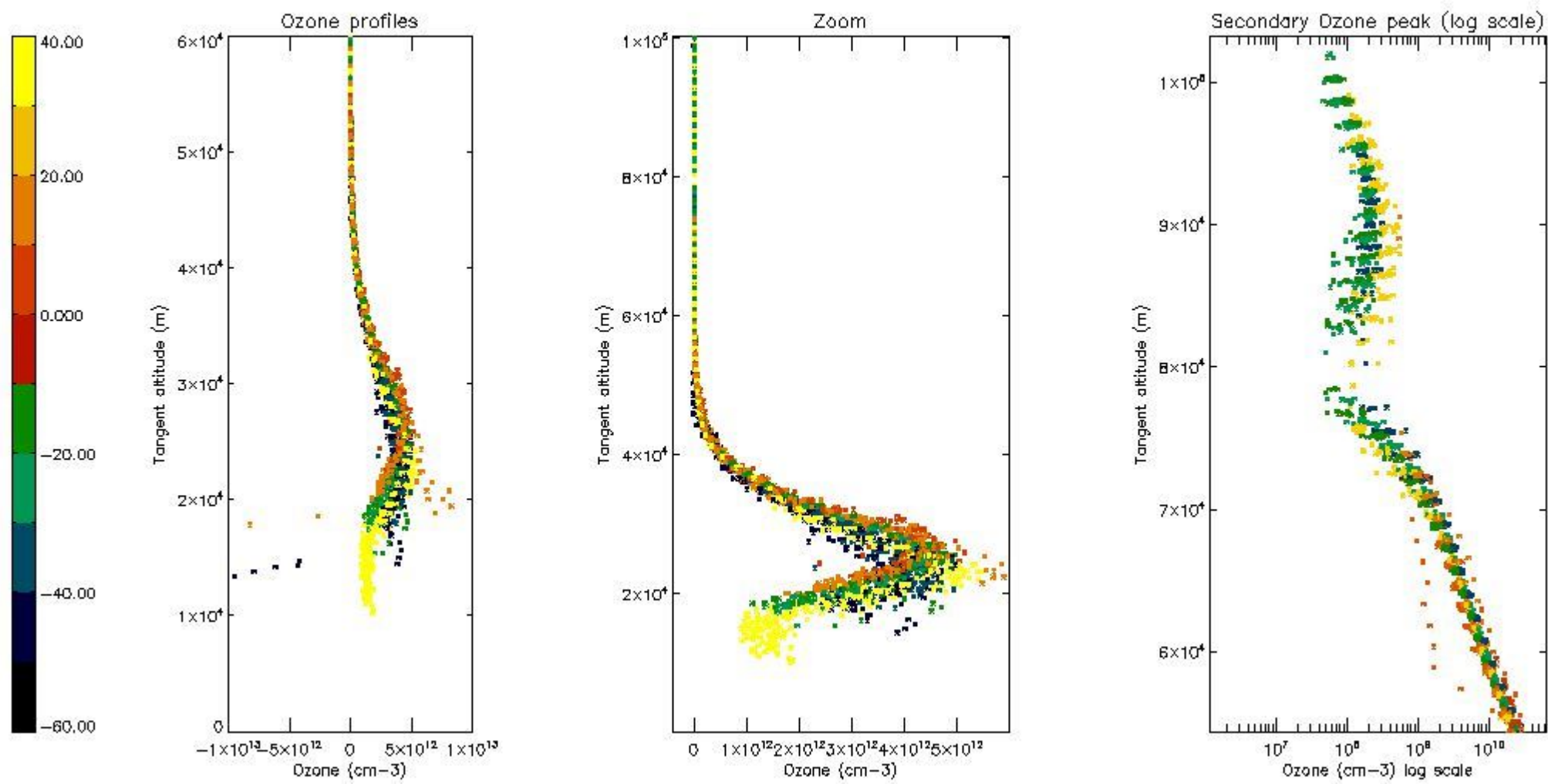
5.2 Plot ozone profiles for all STD (dark without errors)

The colorbar represents the latitude.



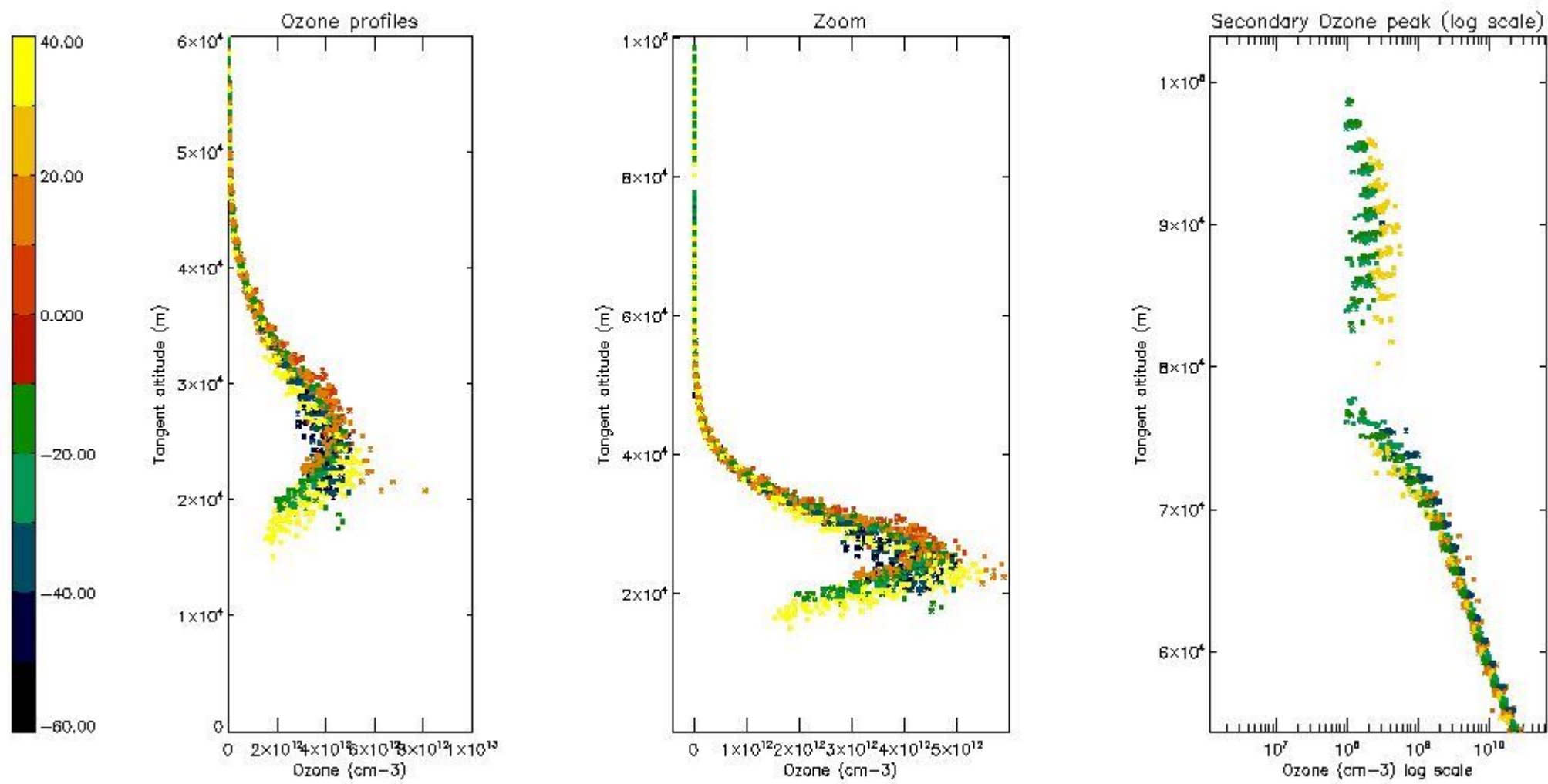
5.3 Plot ozone profiles where STD < 20% (dark without errors)

The colorbar represents the latitude.



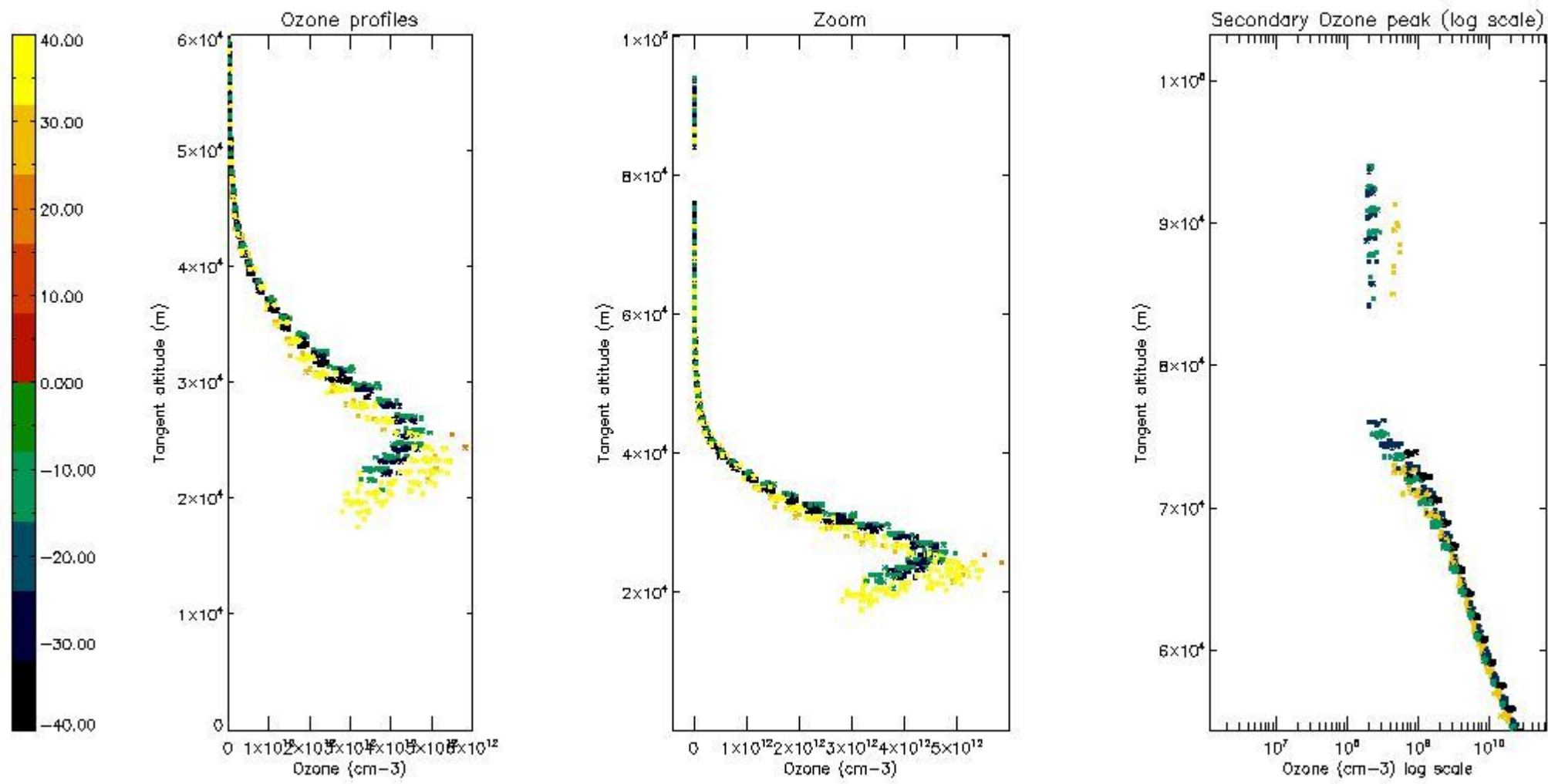
5.4 Plot ozone profiles where STD < 10% (dark without errors)

The colorbar represents the latitude.



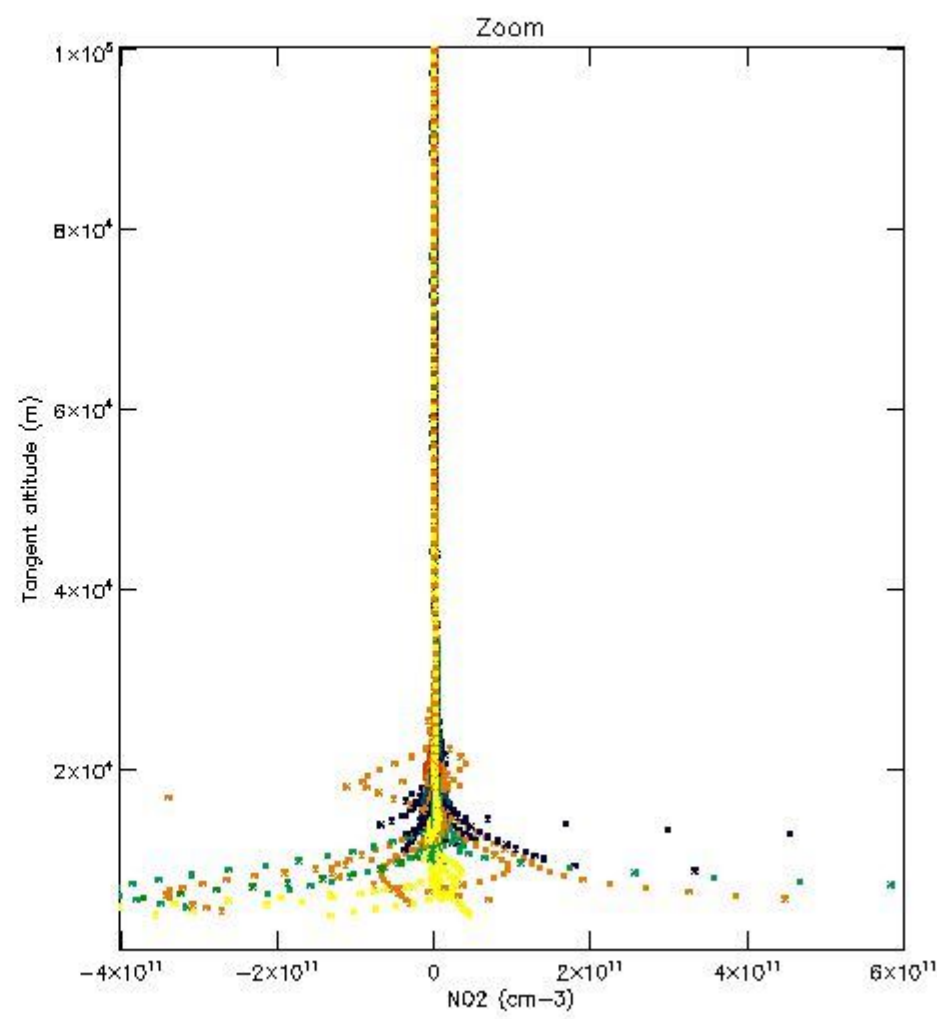
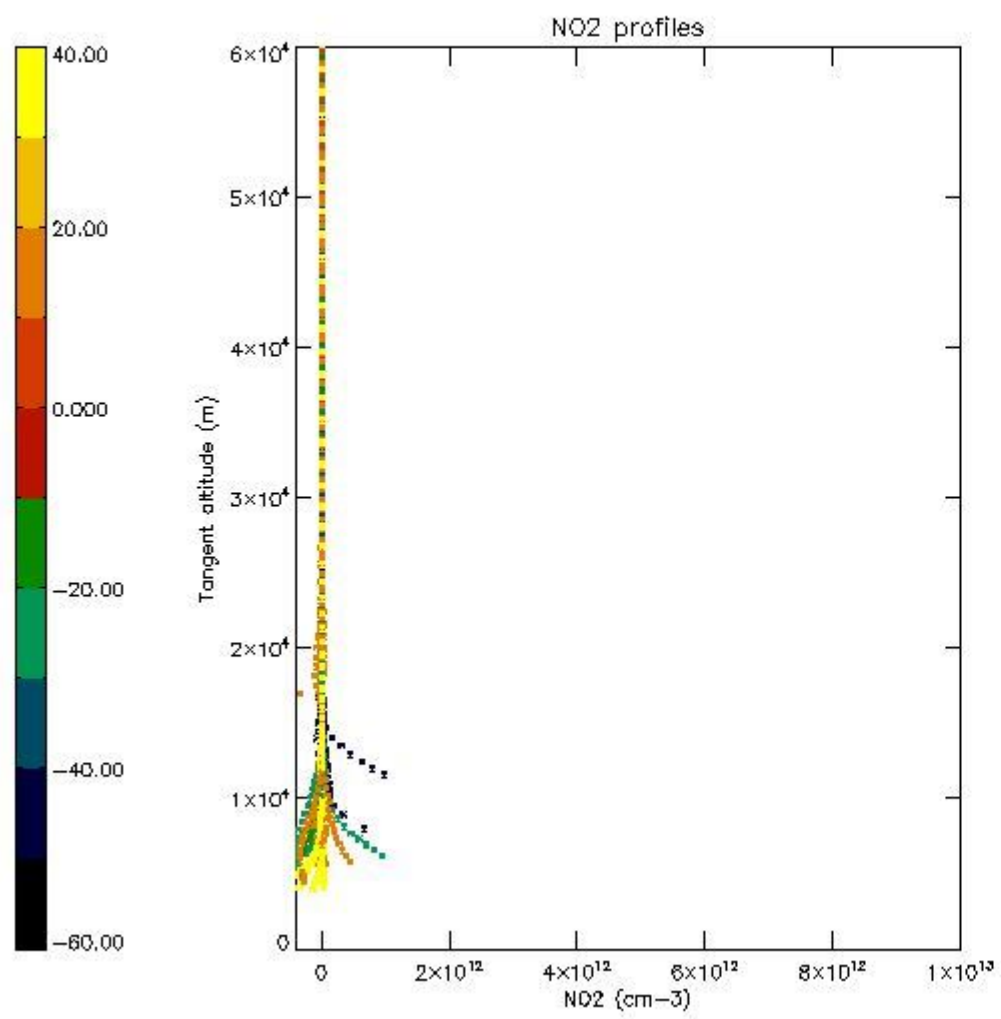
5.5 Plot ozone profiles where STD < 5% (dark without errors)

The colorbar represents the latitude.



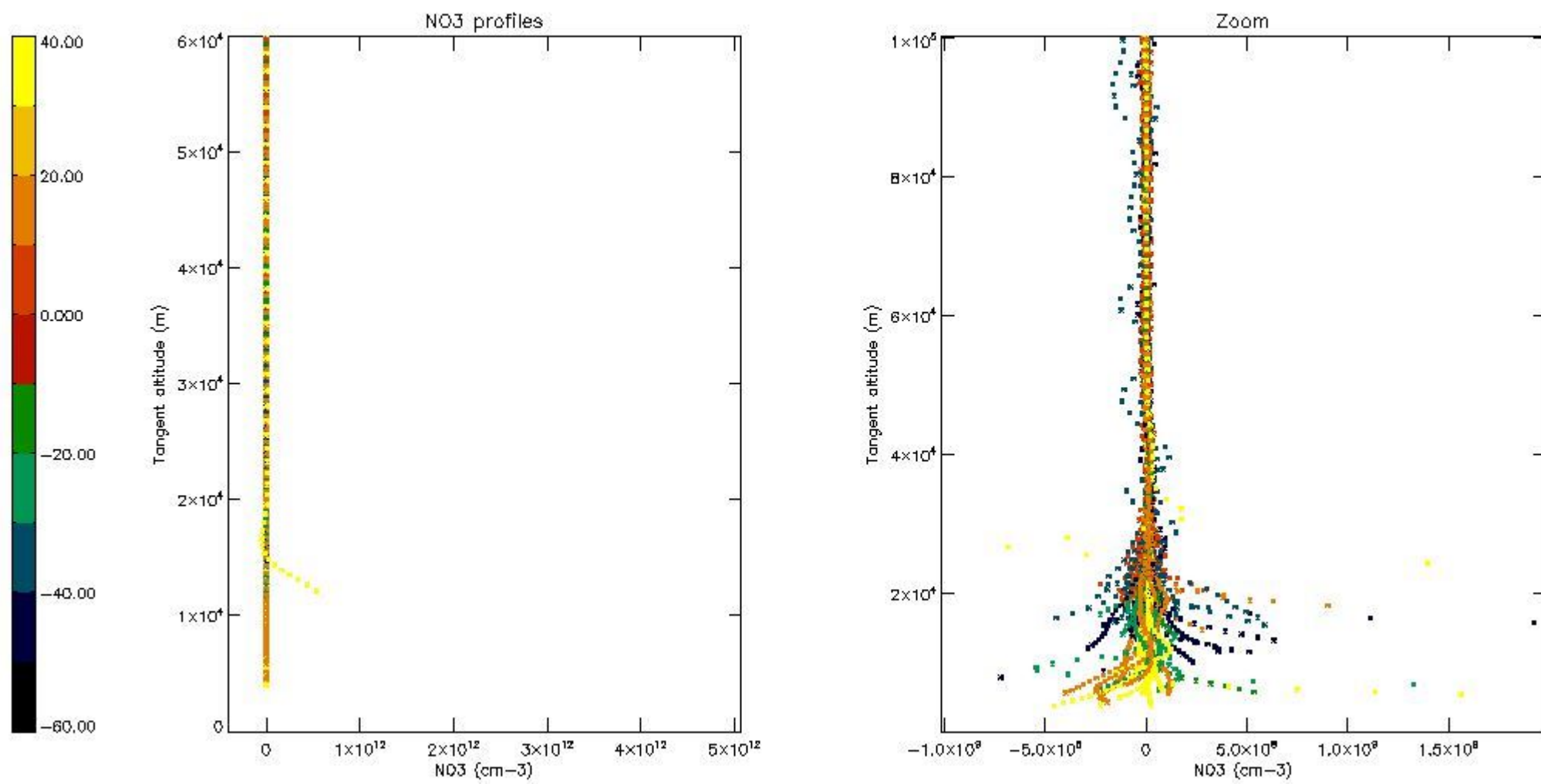
5.6 Plot NO₂ profiles for all STD (dark without errors)

The colorbar represents the latitude.



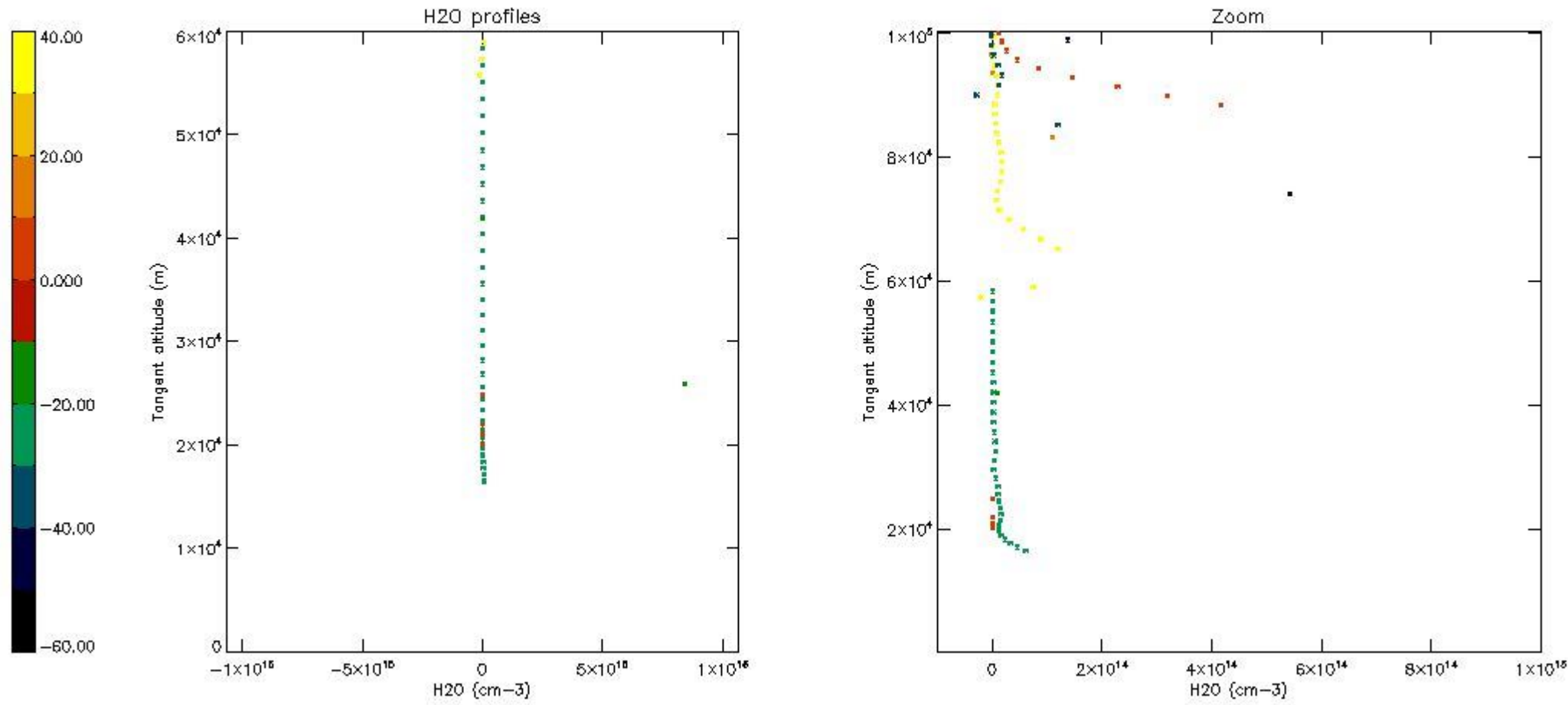
5.7 Plot NO3 profiles for all STD (dark without errors)

The colorbar represents the latitude.



5.8 Plot H2O profiles for all STD (only for occultations of stars 1,2,3,4,13,14,16,26,63 dark without errors)

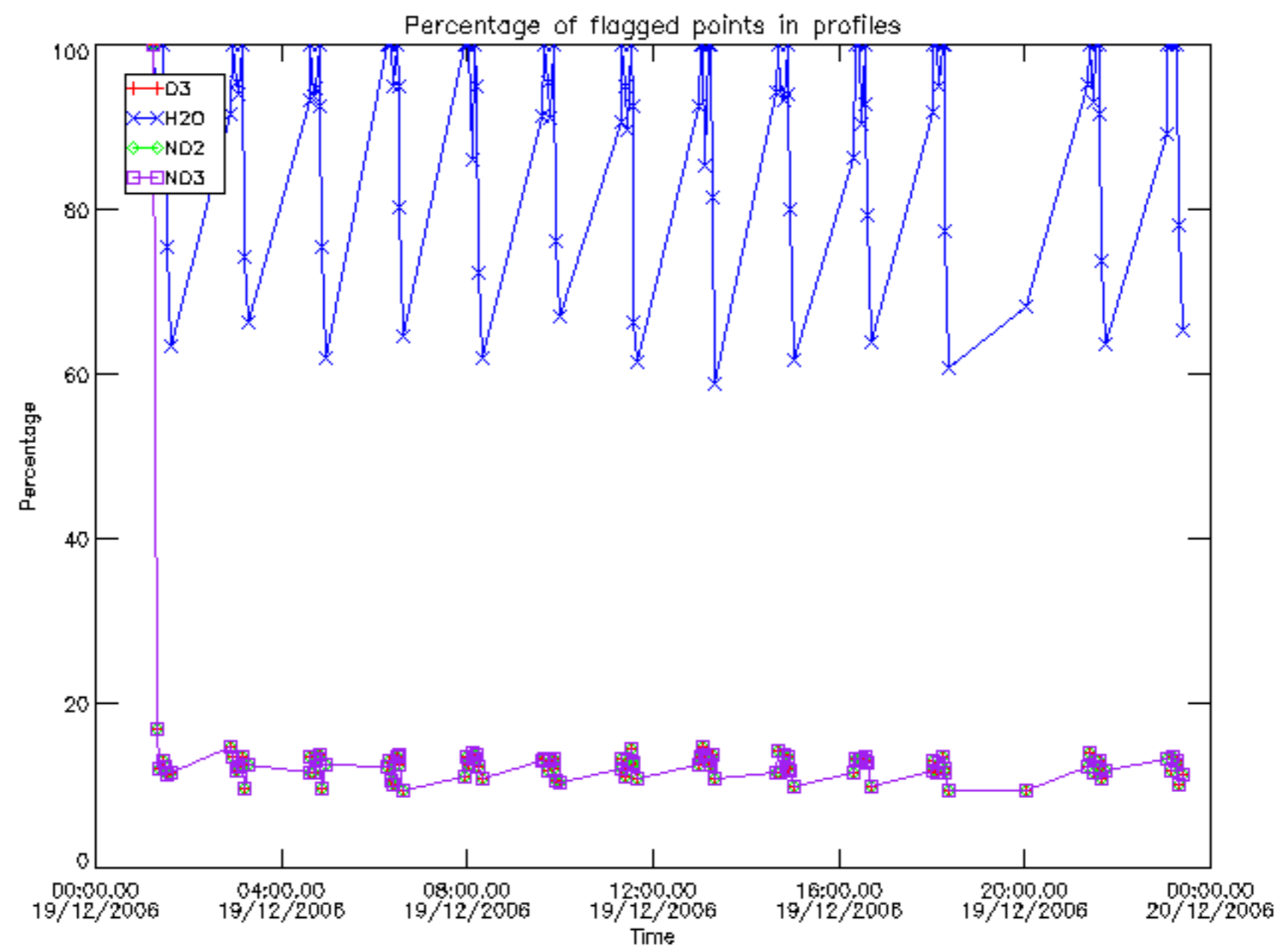
The colorbar represents the latitude.



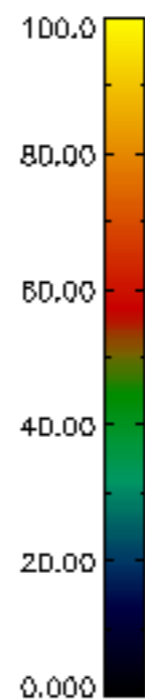
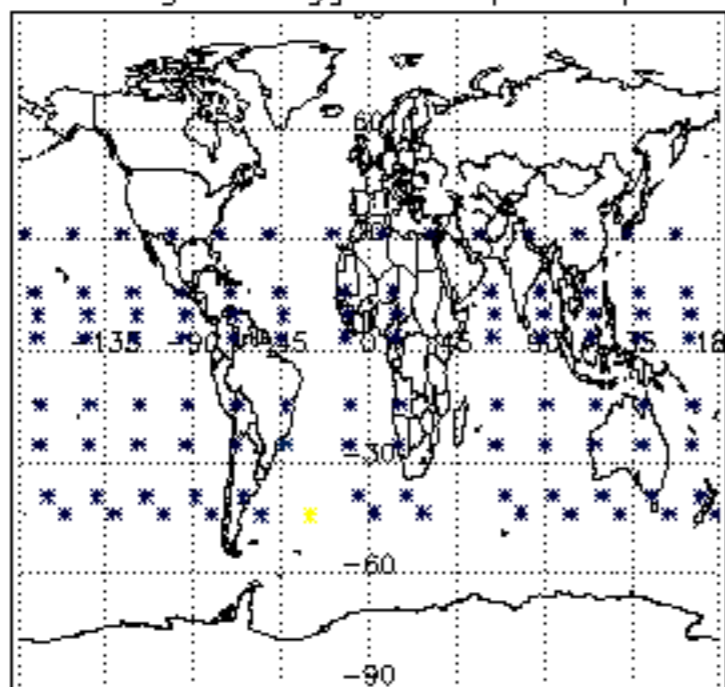
6. Auxiliary Data Files used for the production reported in section 2

The number reported in the third column indicates since which file (see list in section 2) the corresponding auxiliary file has been used. The fourth column is the date of those product files.

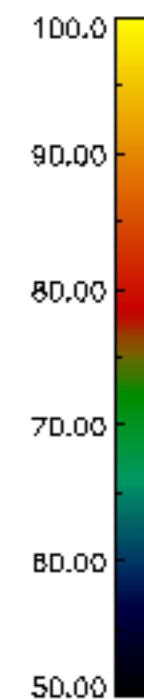
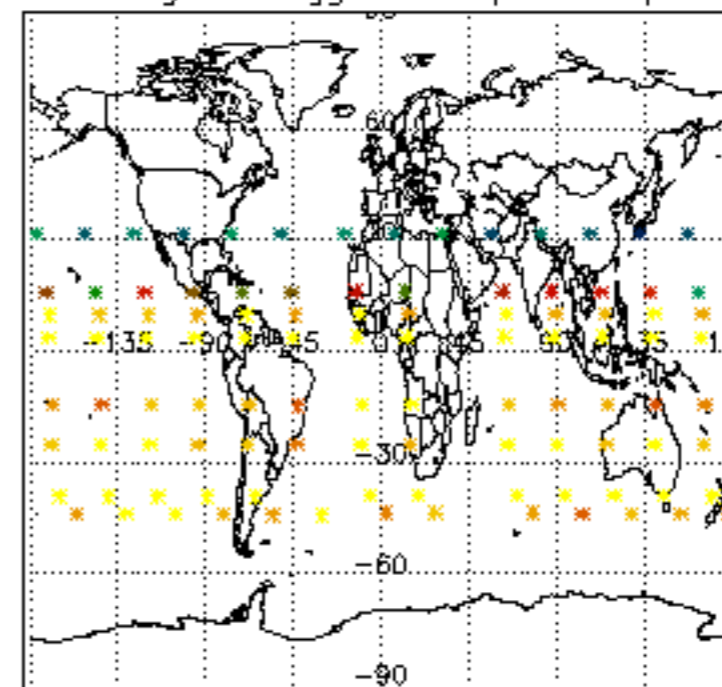
Type	Auxiliary Filename	Used since product	Used since product date
INST_PHYS_CHARACTERISTICS	GOM_INS_AXVIEC20091111_143220_20030716_120000_20500101_000000	1	19-DEC-2006 00:01:31
LEVEL-2_PROC_CONFIG	GOM_PR2_AXVIEC20091111_152718_20020301_000000_20500101_000000	1	19-DEC-2006 00:01:31
CROSS_SECTIONS_FILE	GOM_CR2_AXVIEC20091111_154832_20020301_000000_20500101_000000	1	19-DEC-2006 00:01:31



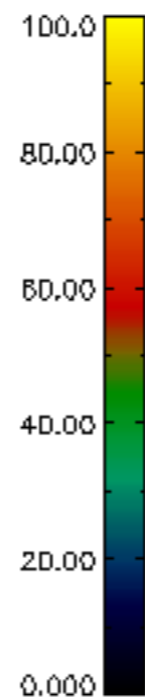
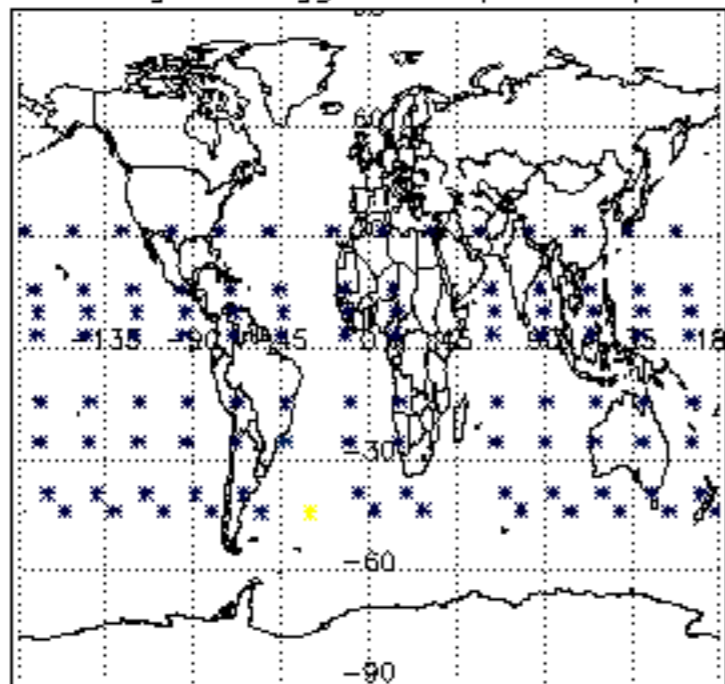
Percentage of flagged data per D3 profile



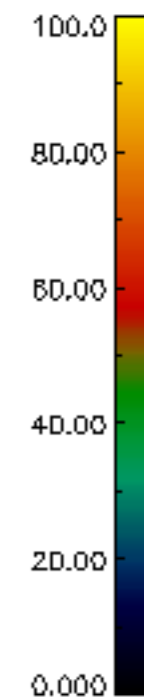
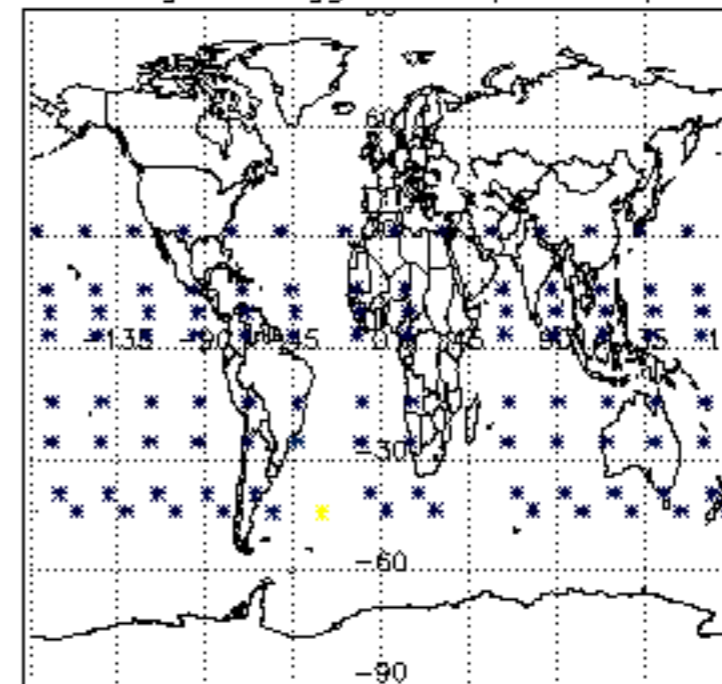
Percentage of flagged data per H2O profile

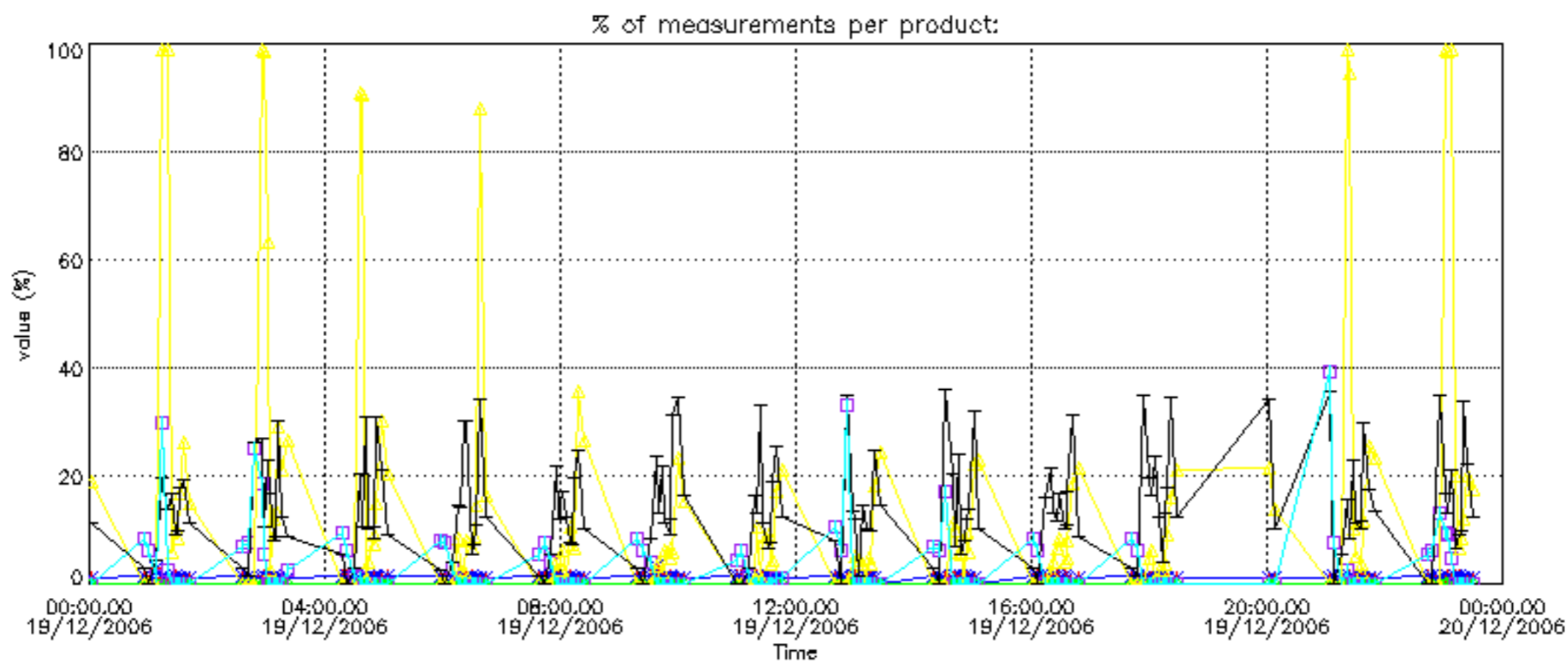


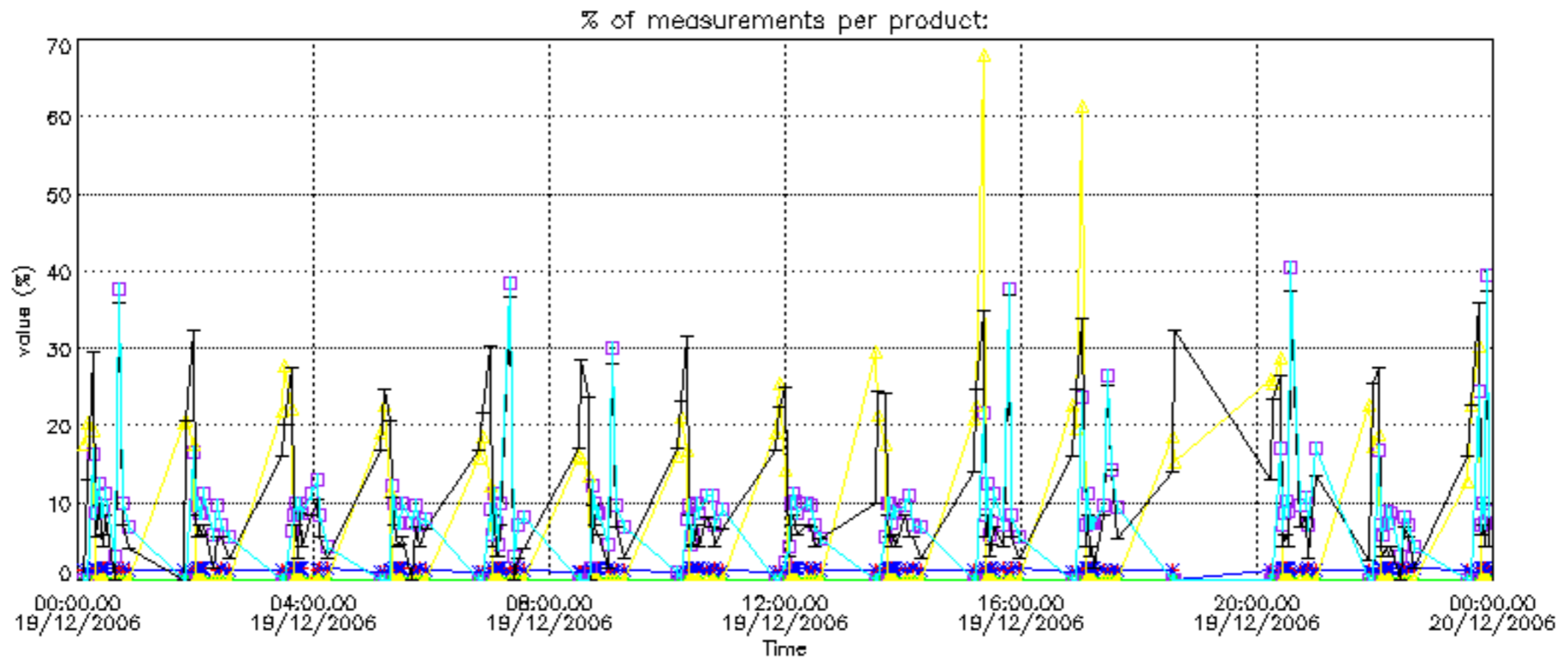
Percentage of flagged data per NO2 profile



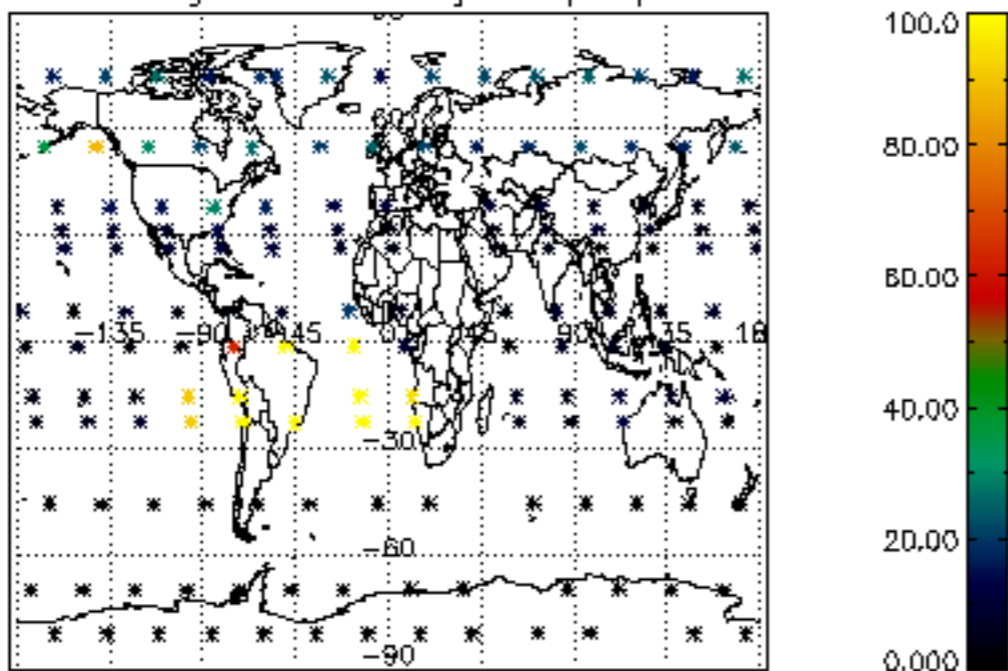
Percentage of flagged data per NO3 profile



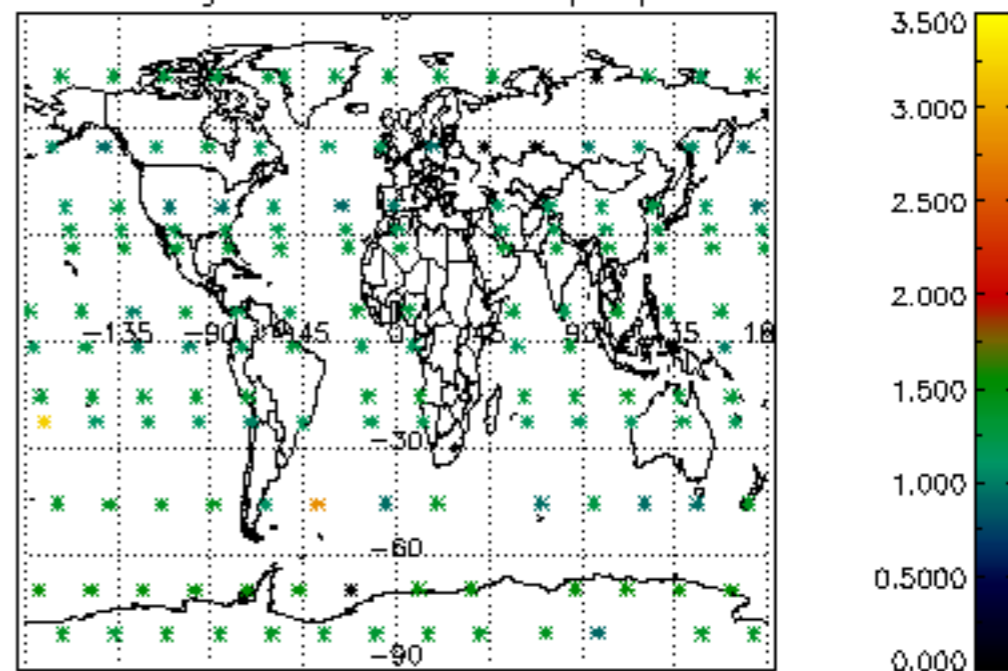




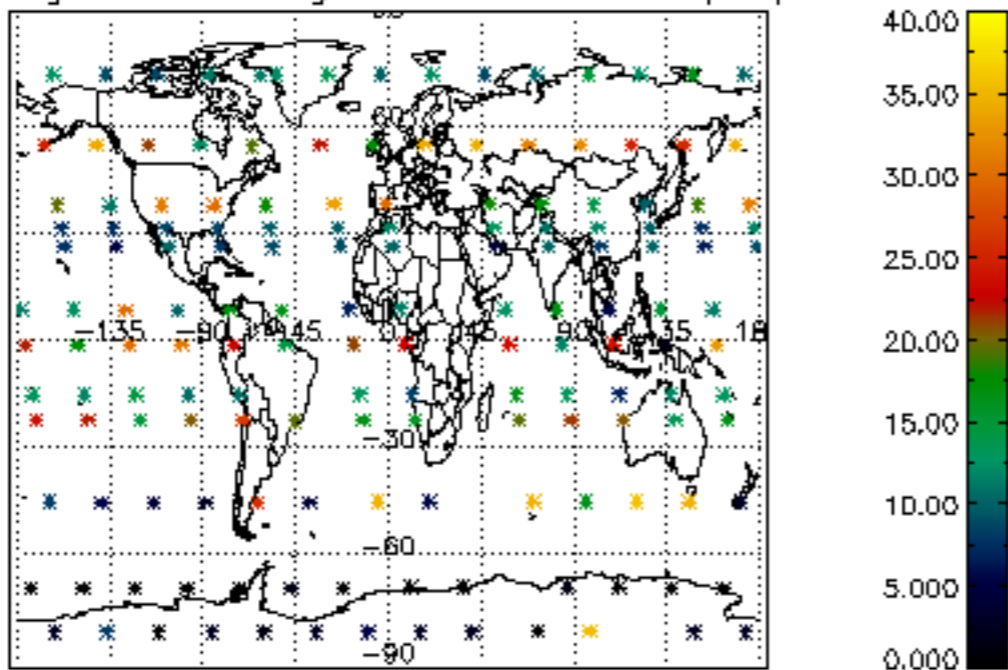
Percentage of cosmic ray hits per profile



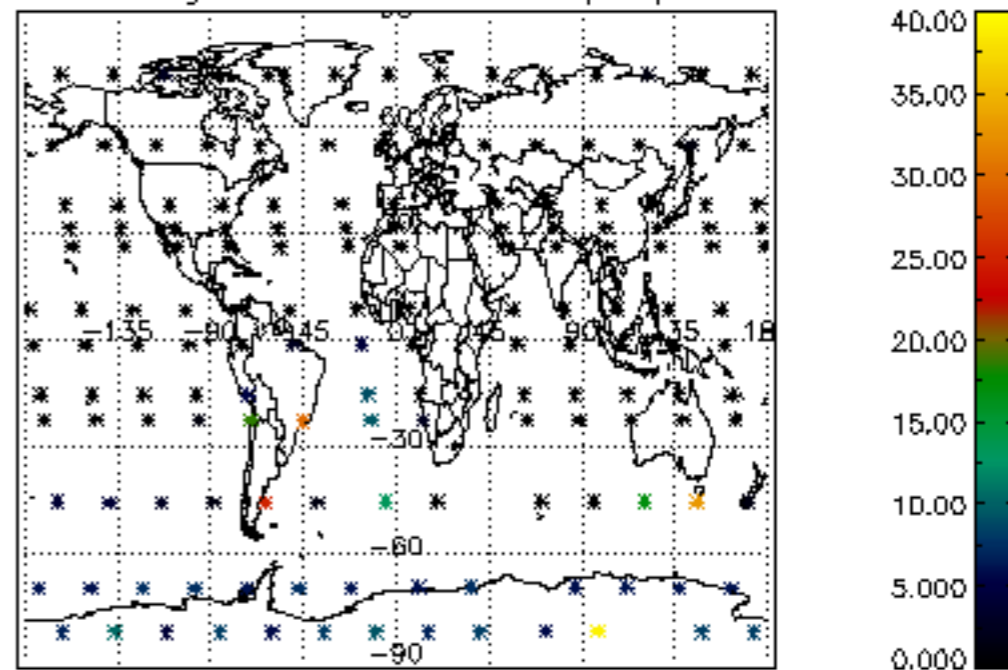
Percentage of datation errors per profile



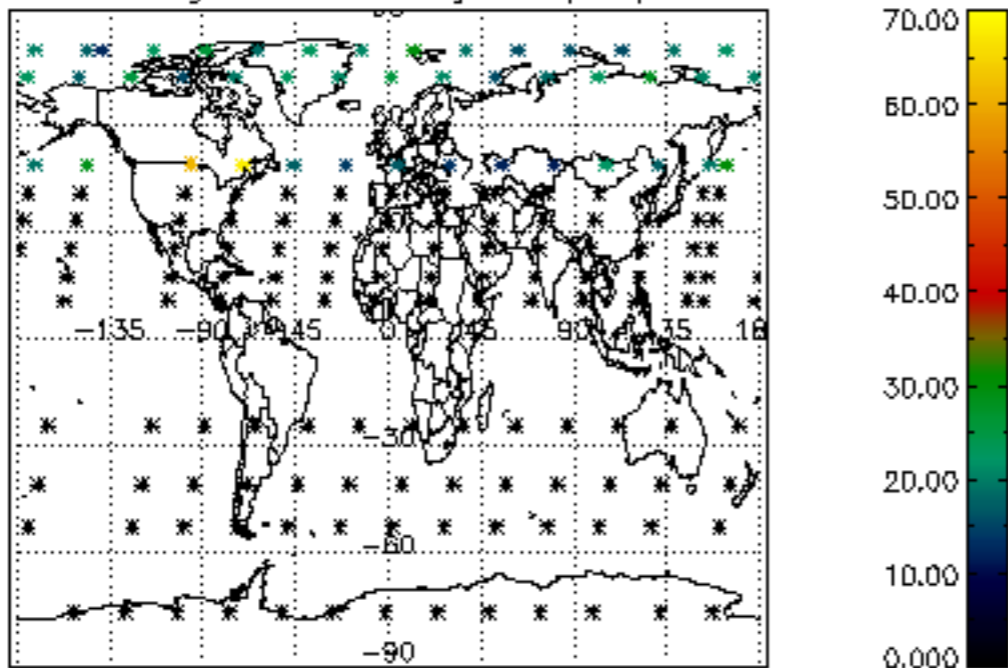
Percentage of star falling outside central band per profile



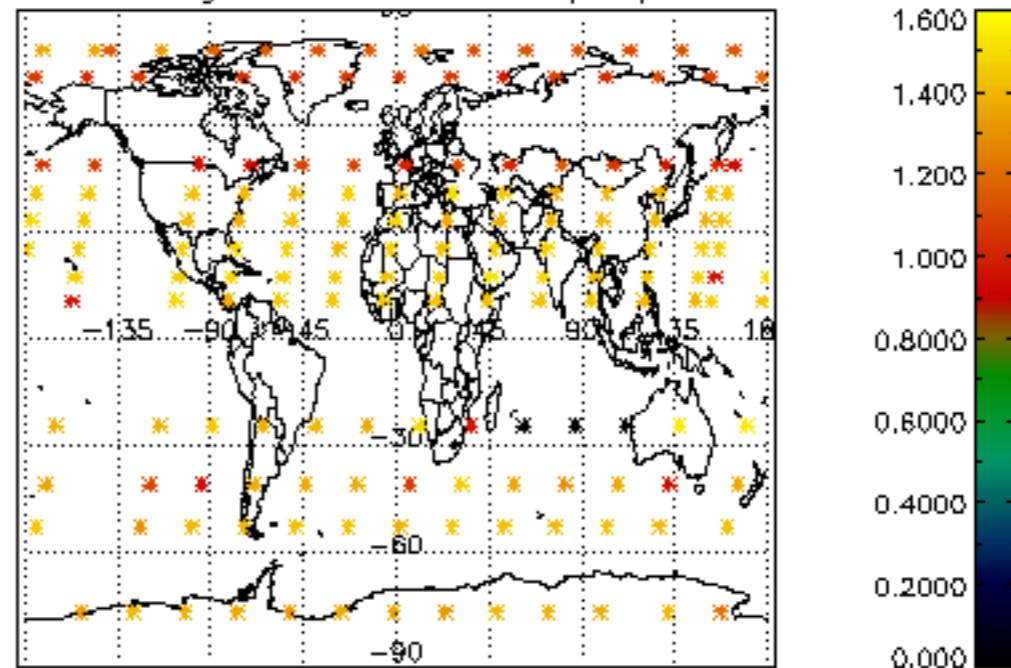
Percentage of saturation errors per profile



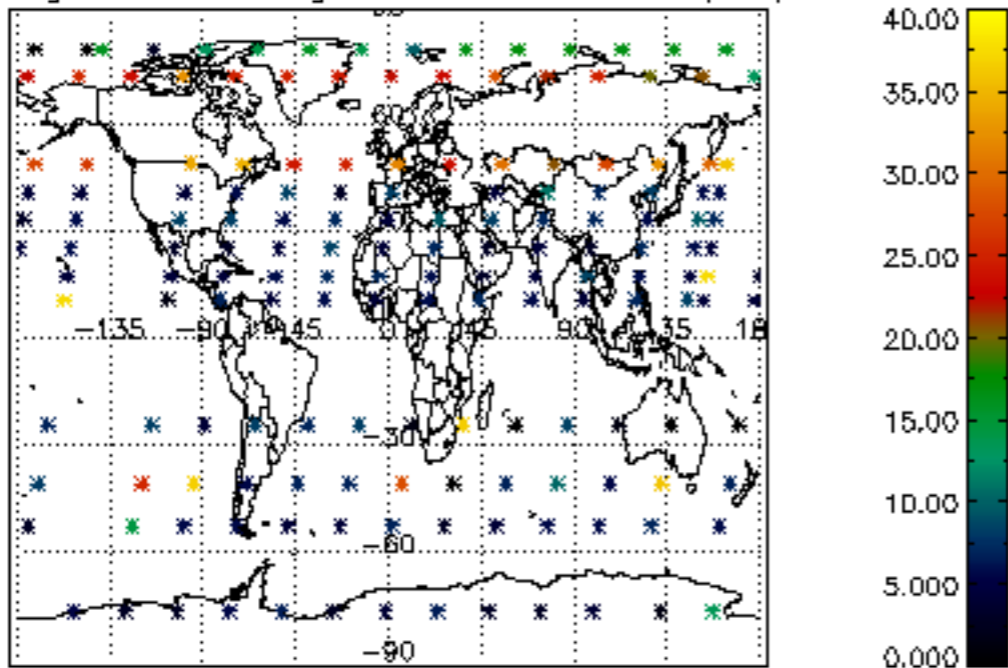
Percentage of cosmic ray hits per profile



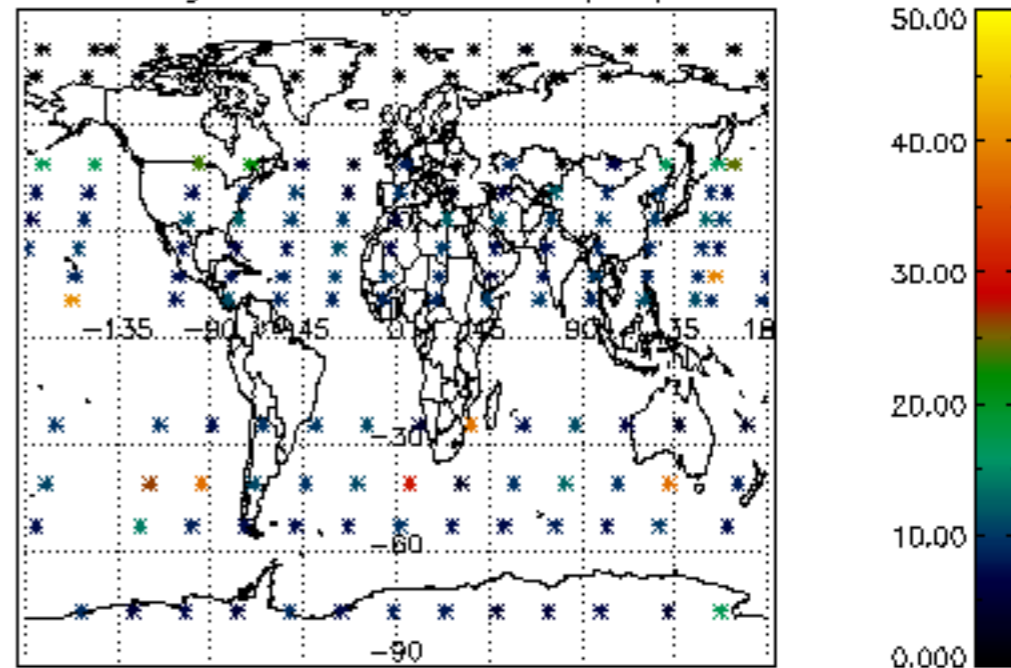
Percentage of datation errors per profile

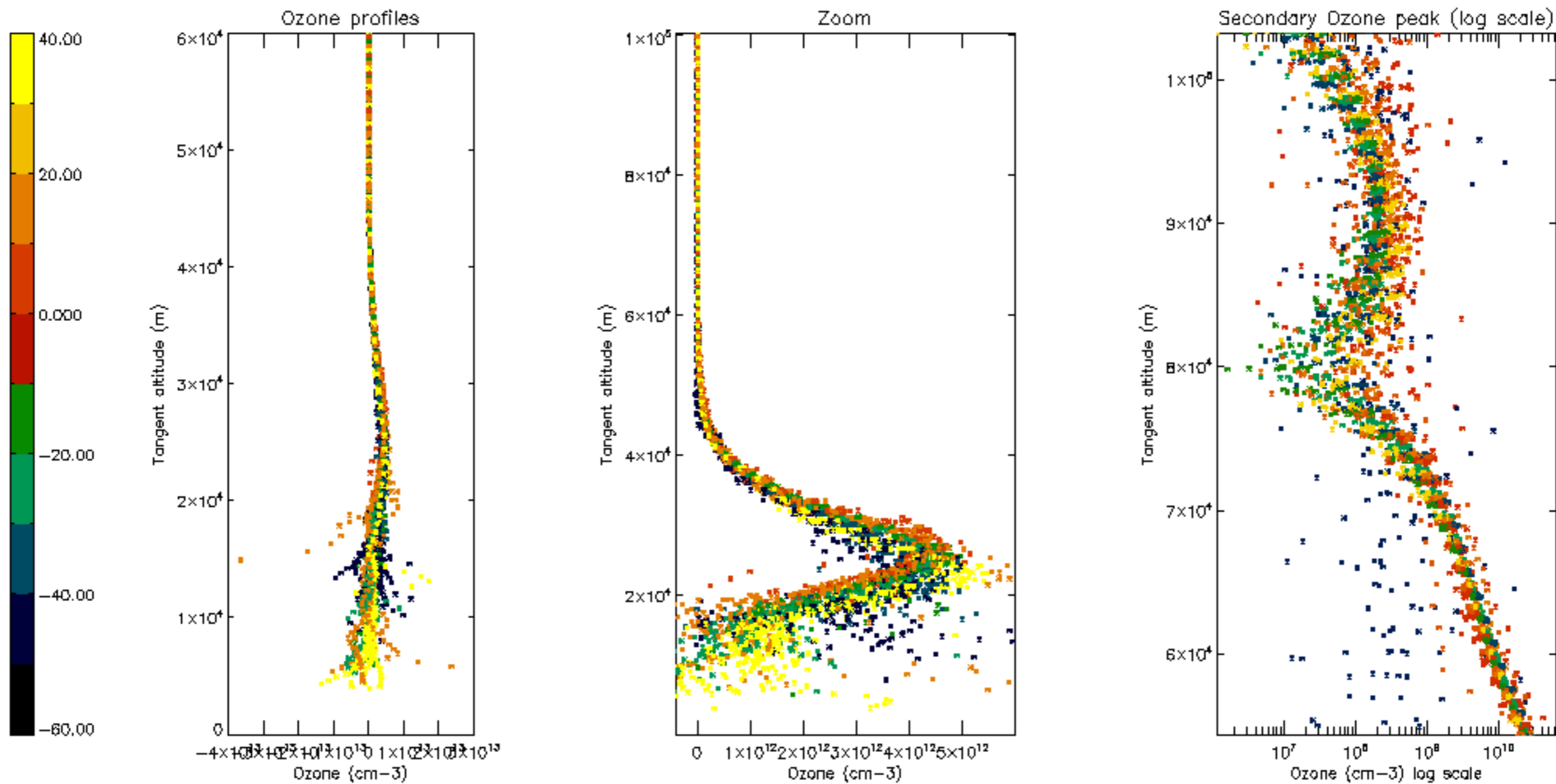


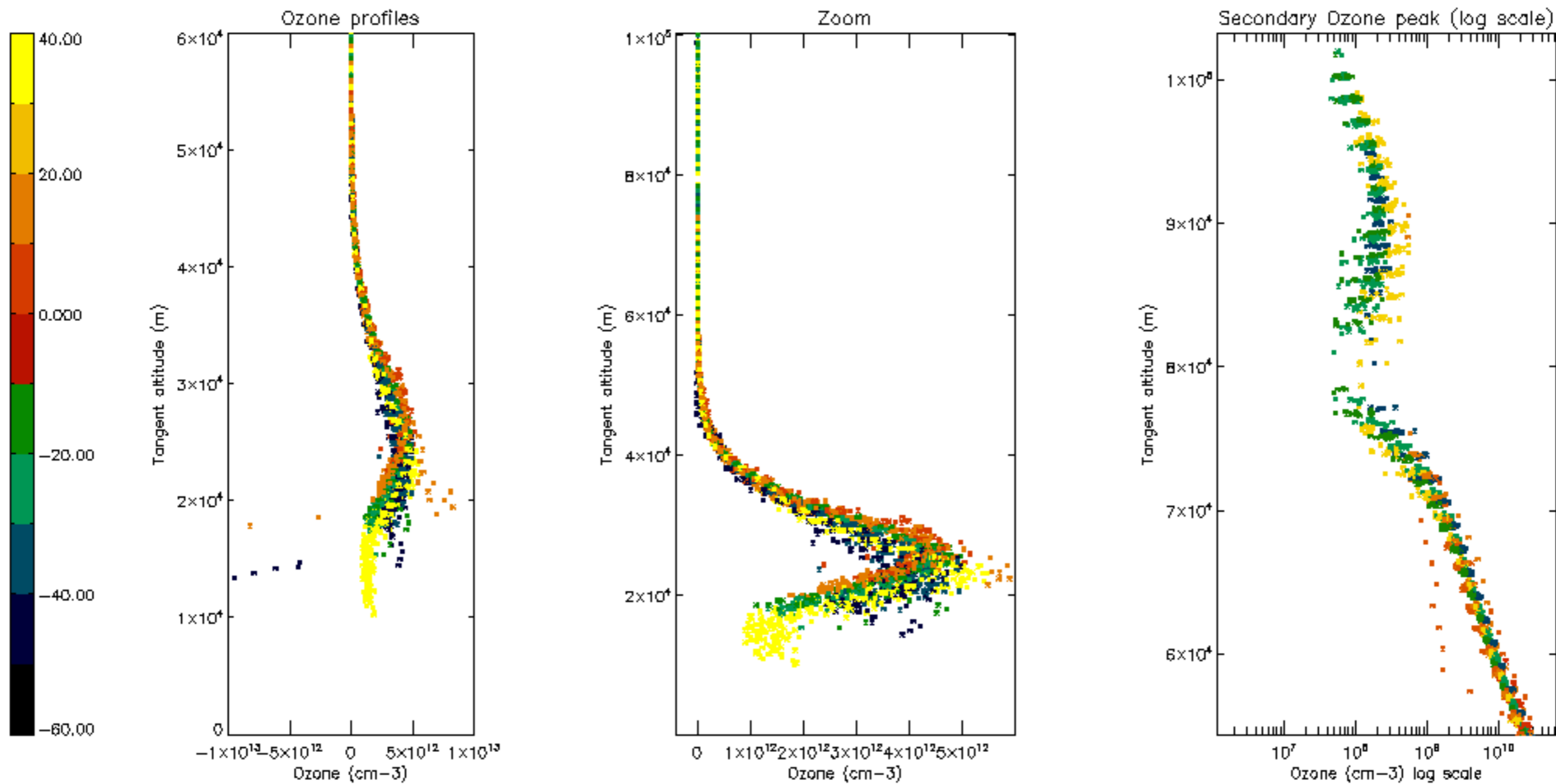
Percentage of star falling outside central band per profile

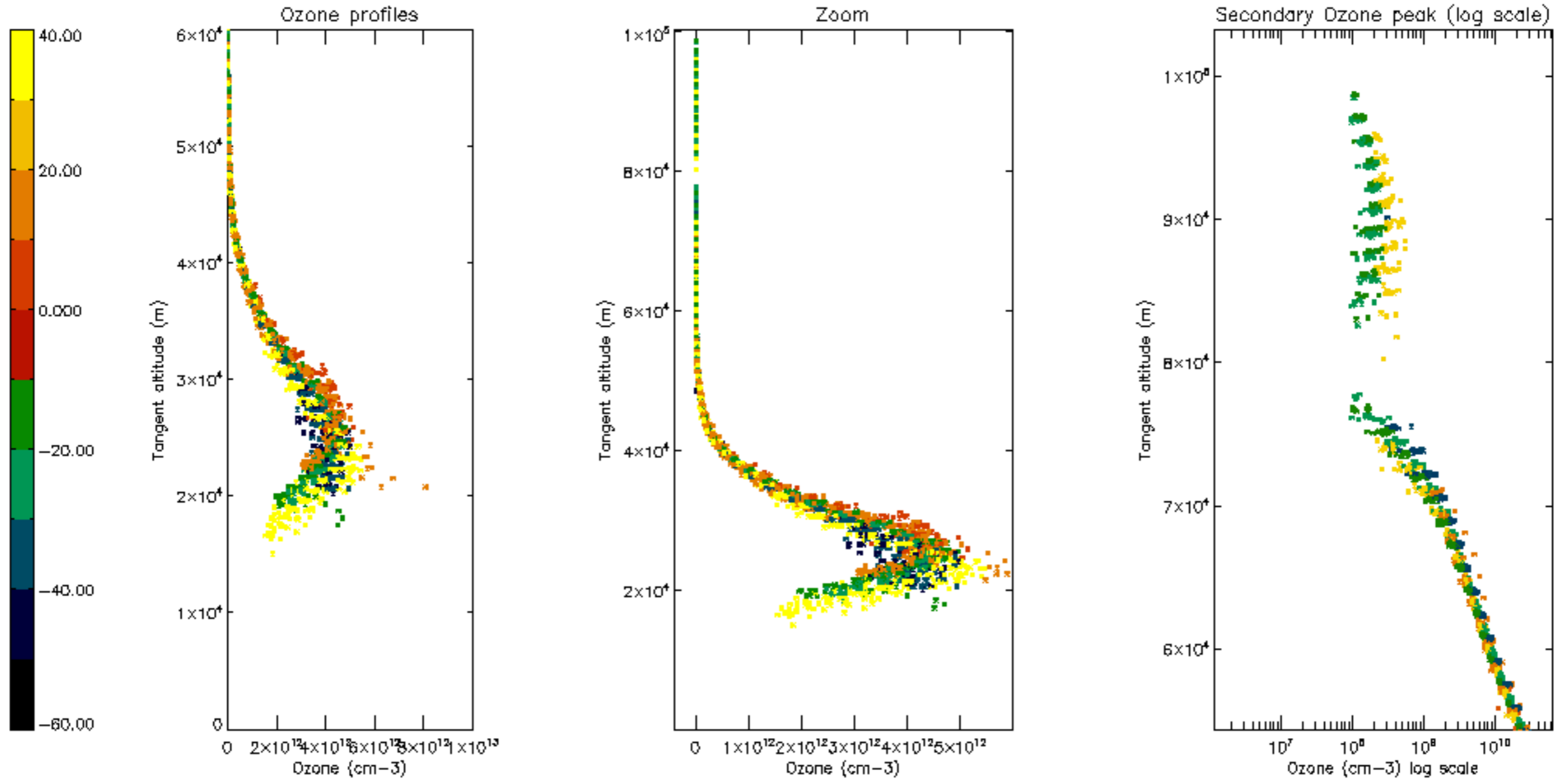


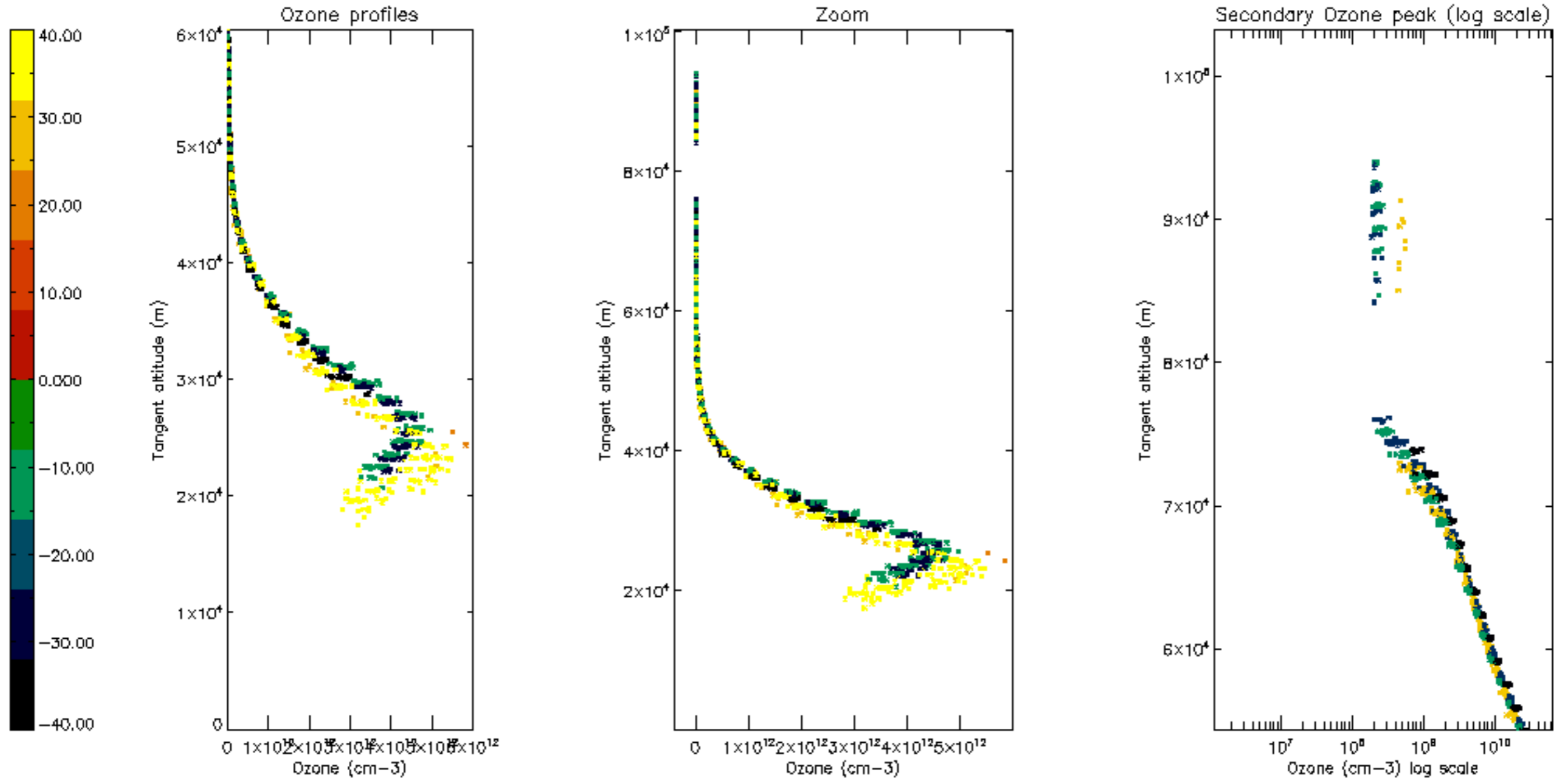
Percentage of saturation errors per profile

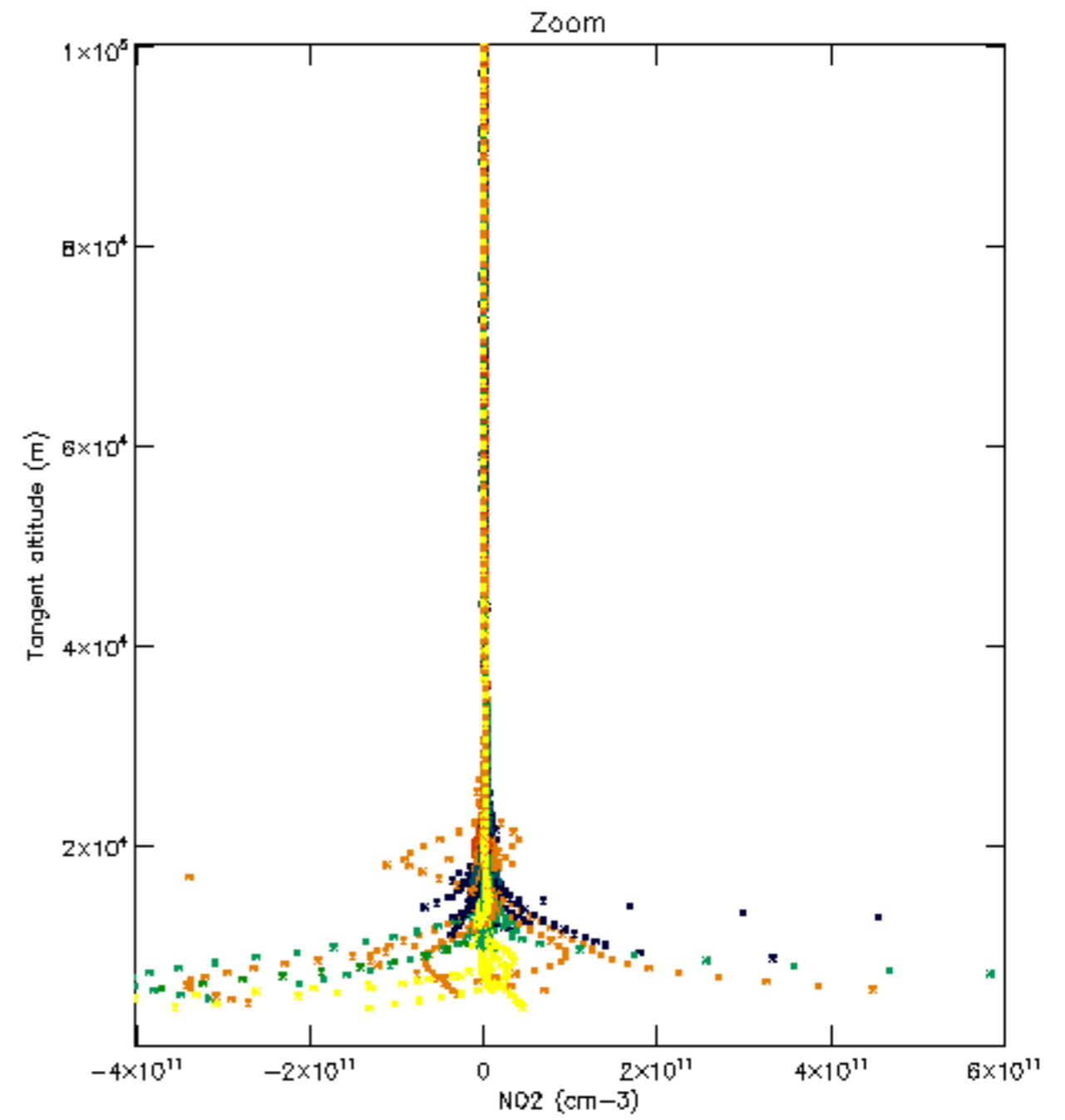
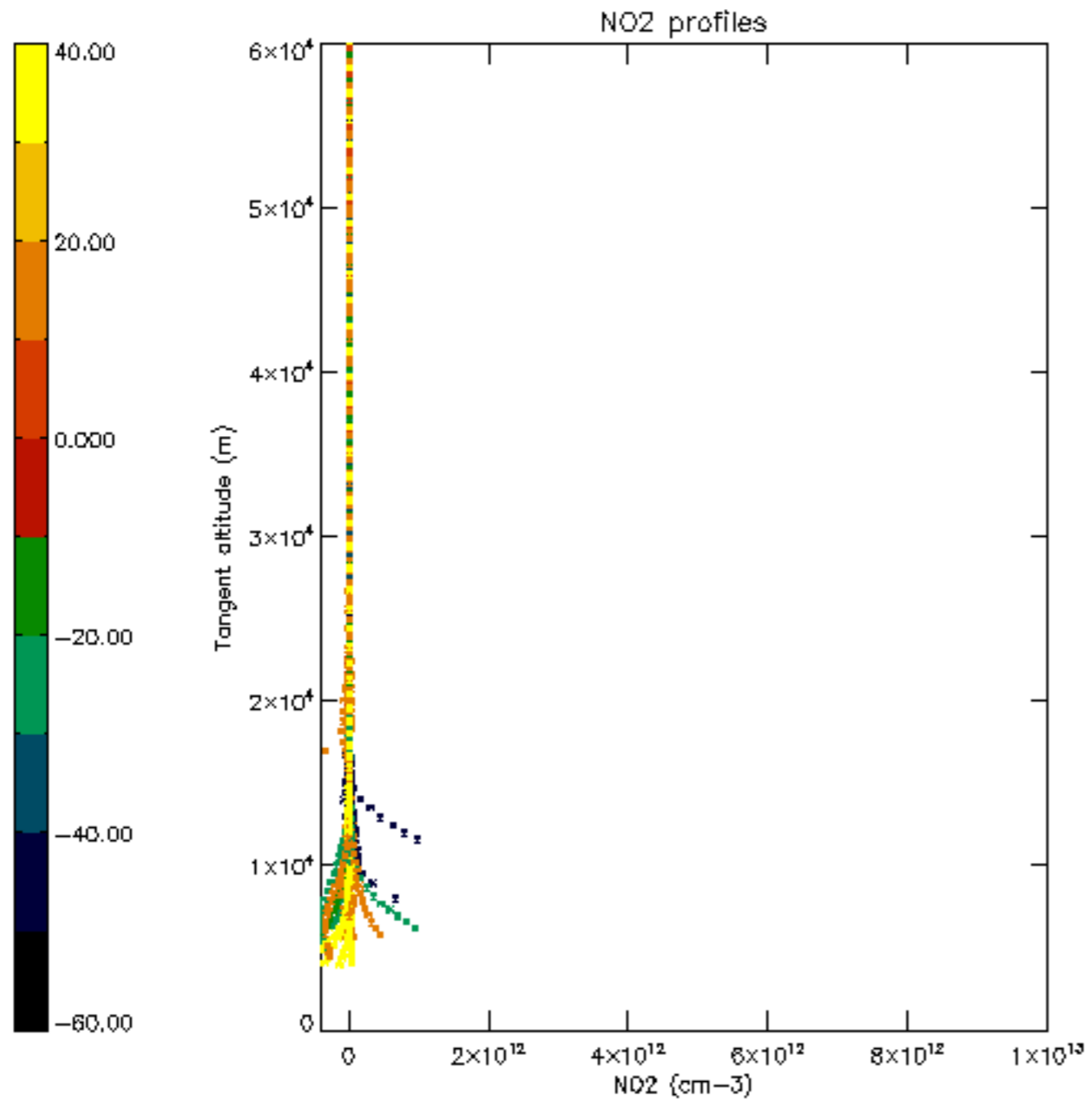


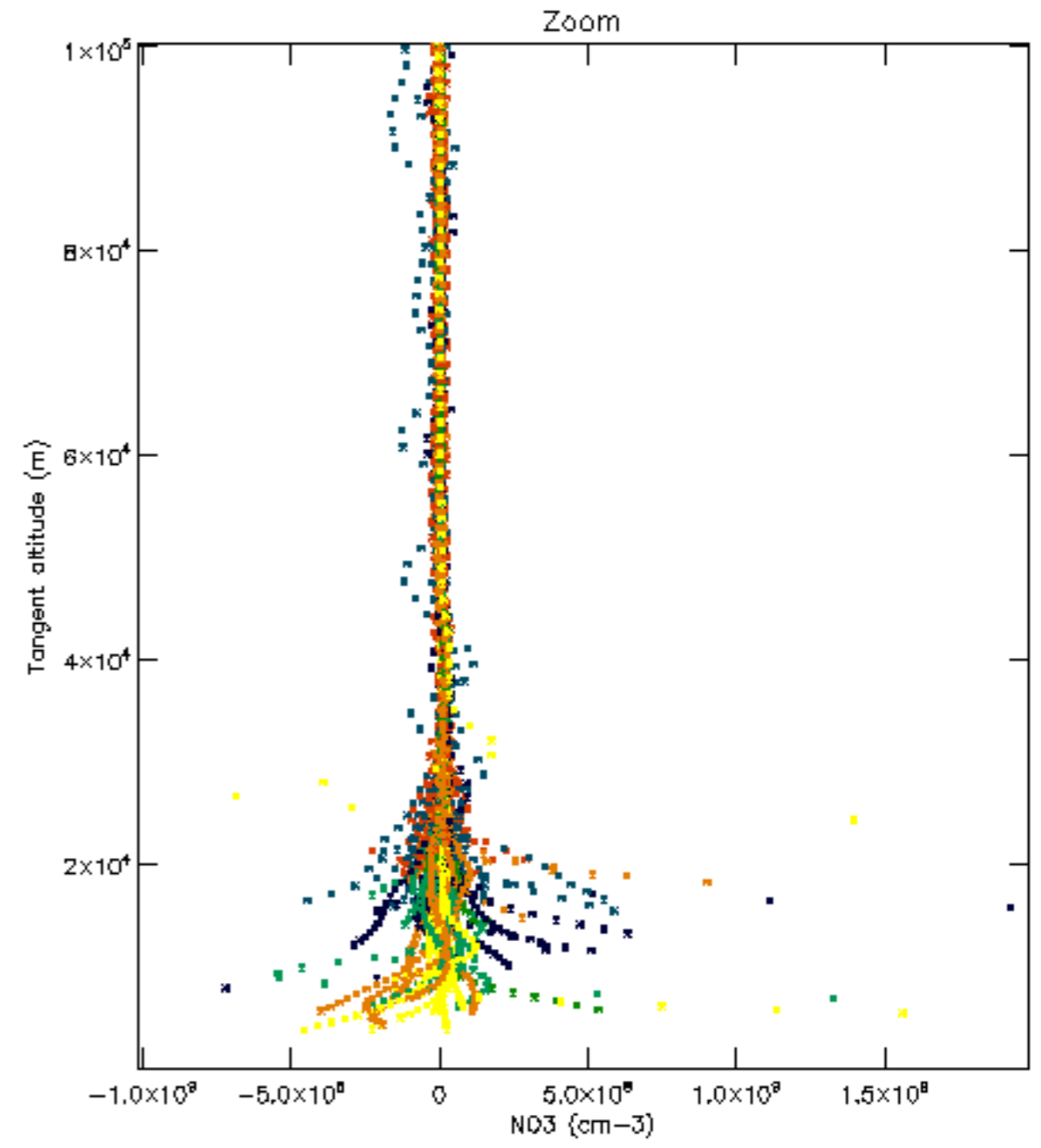
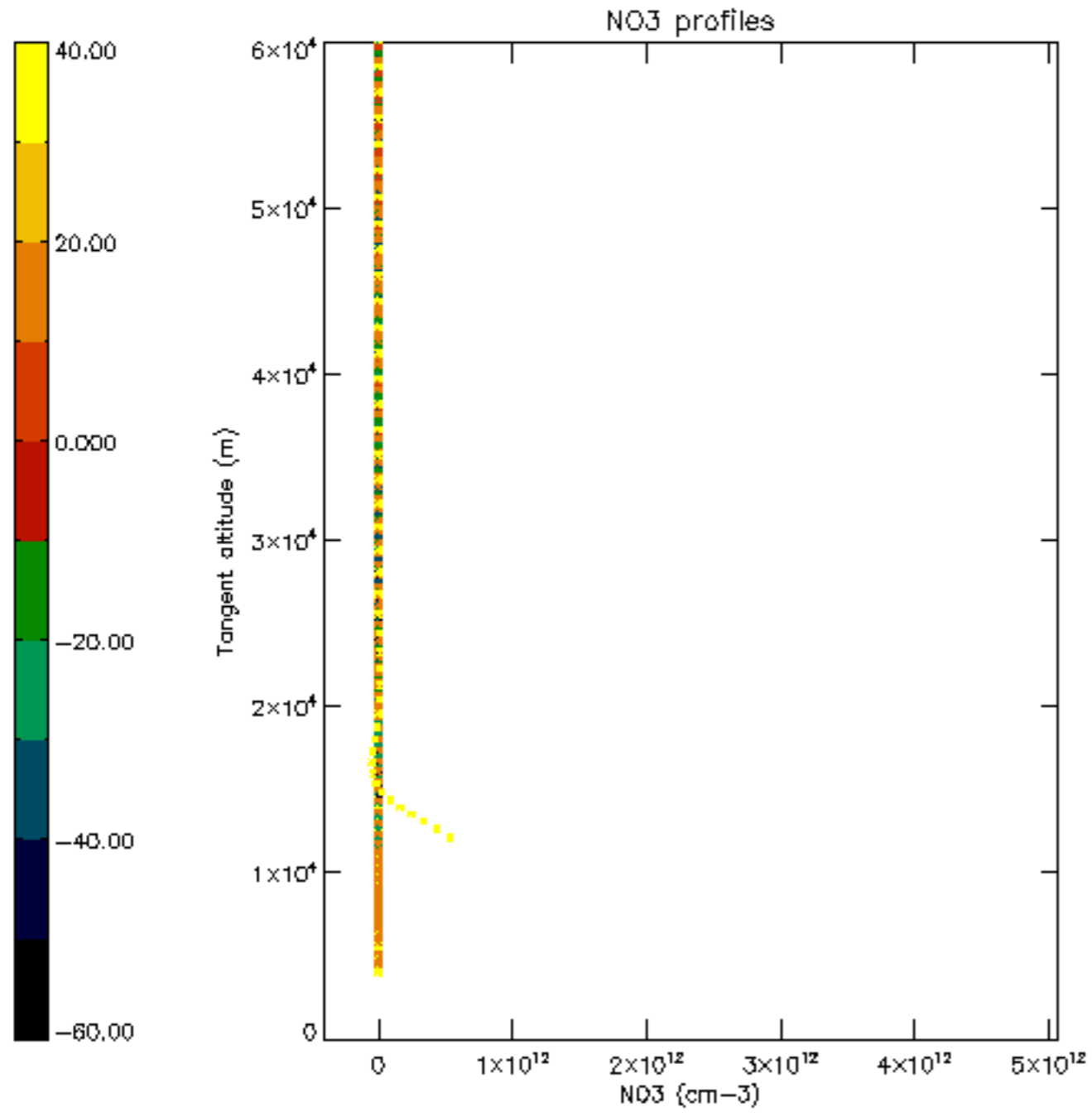


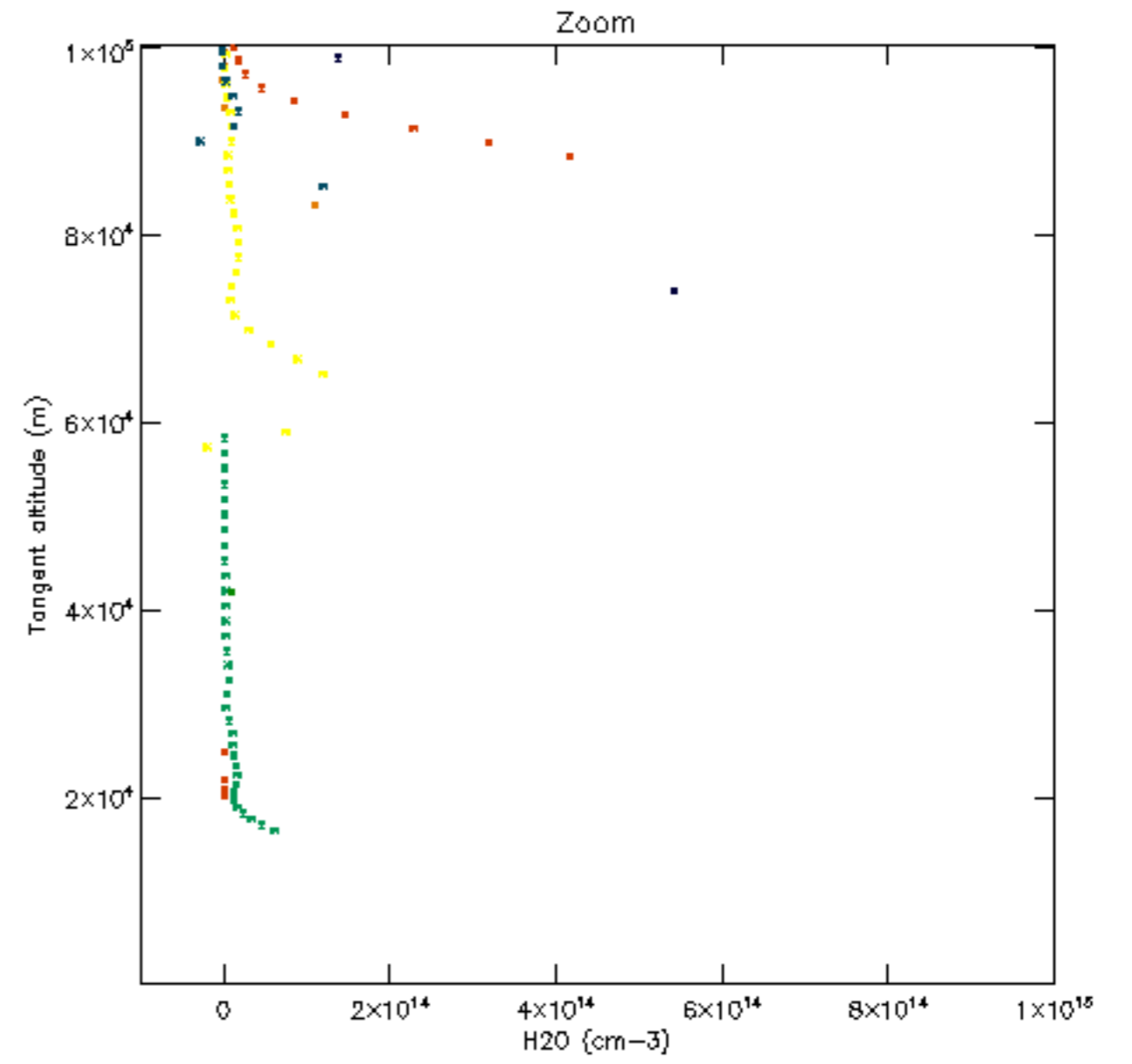
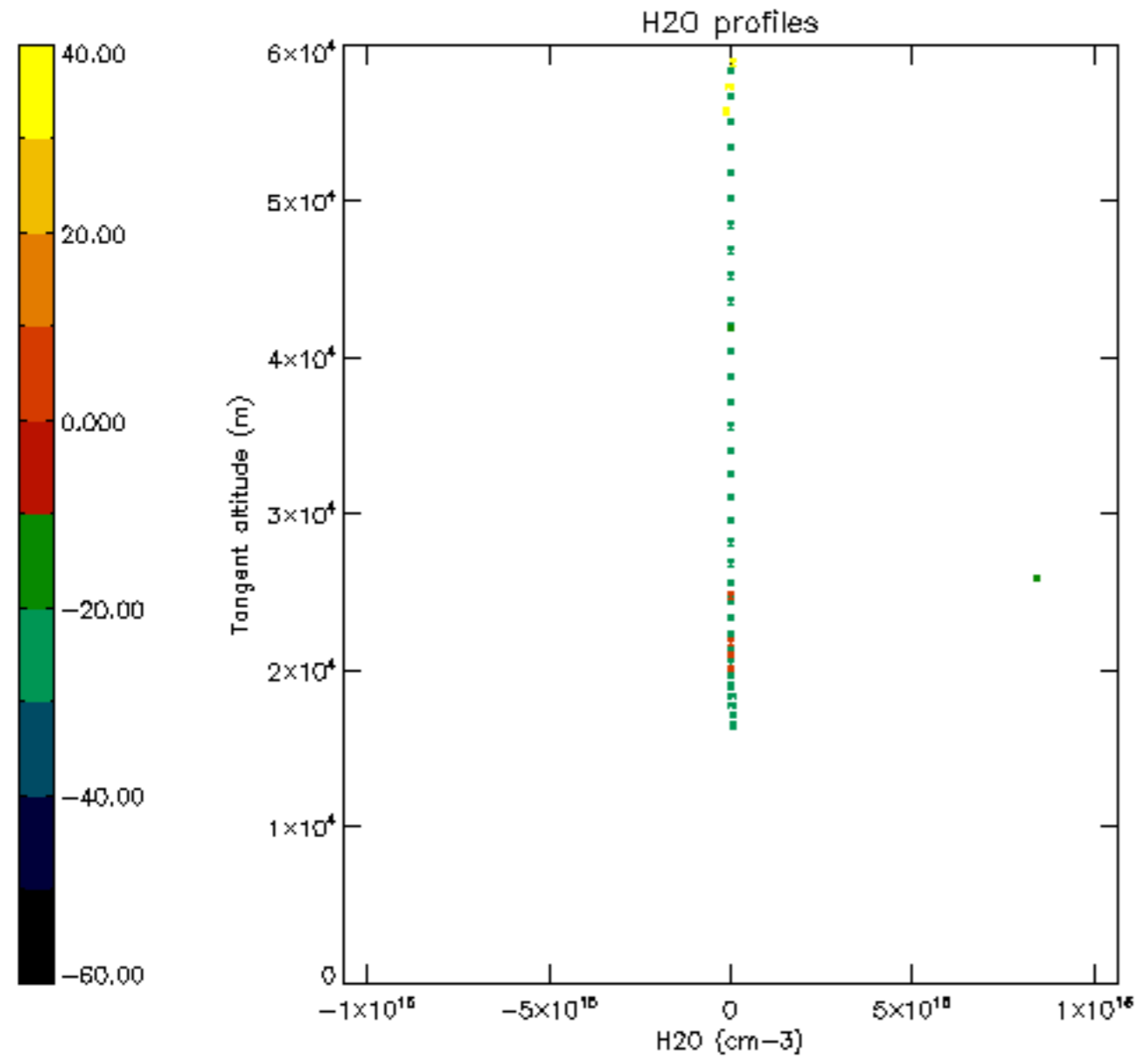


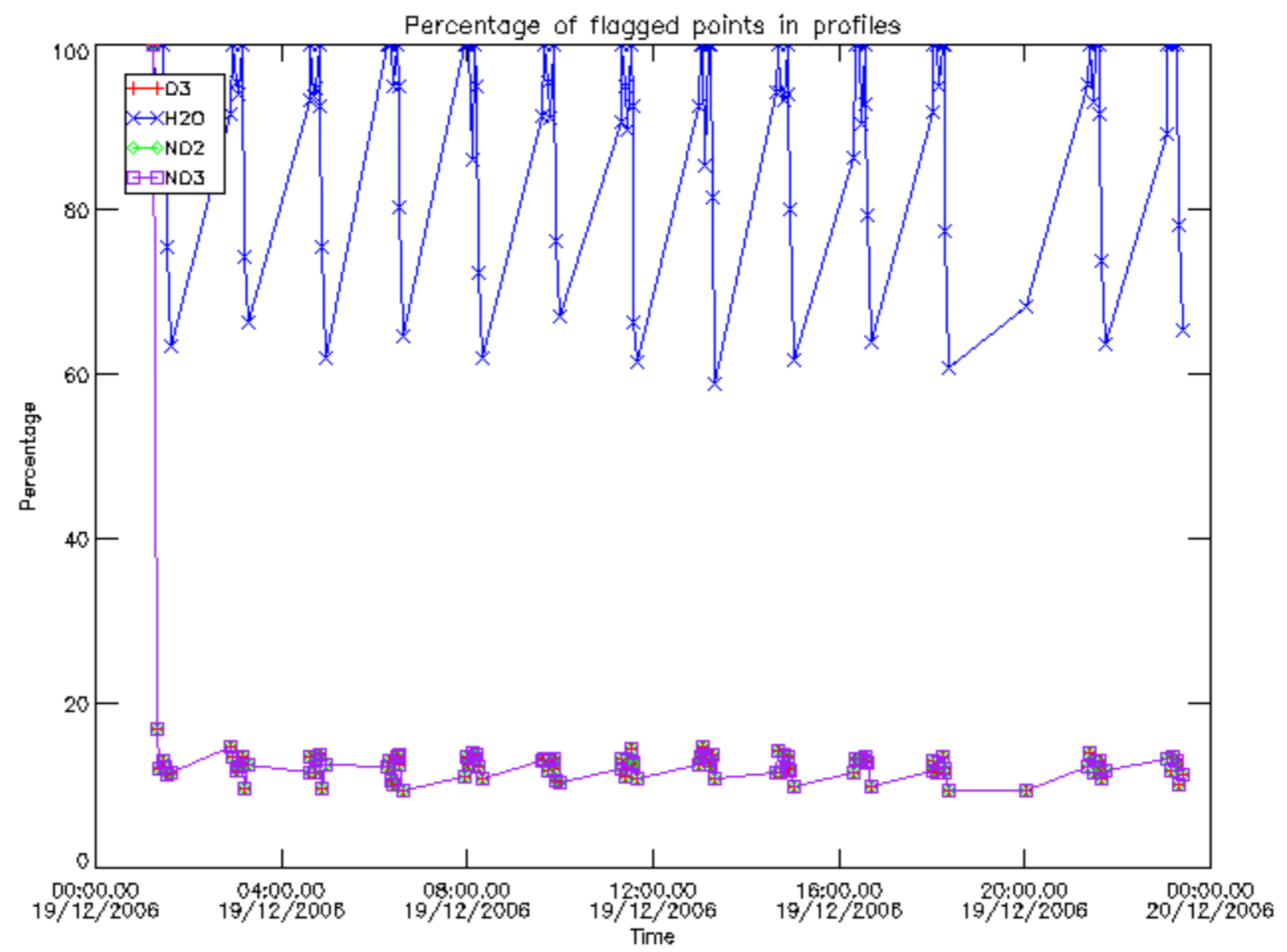




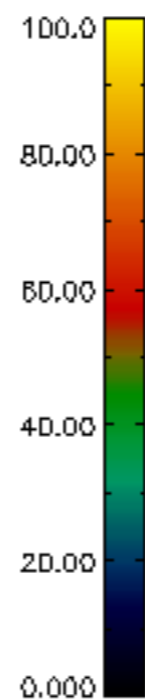
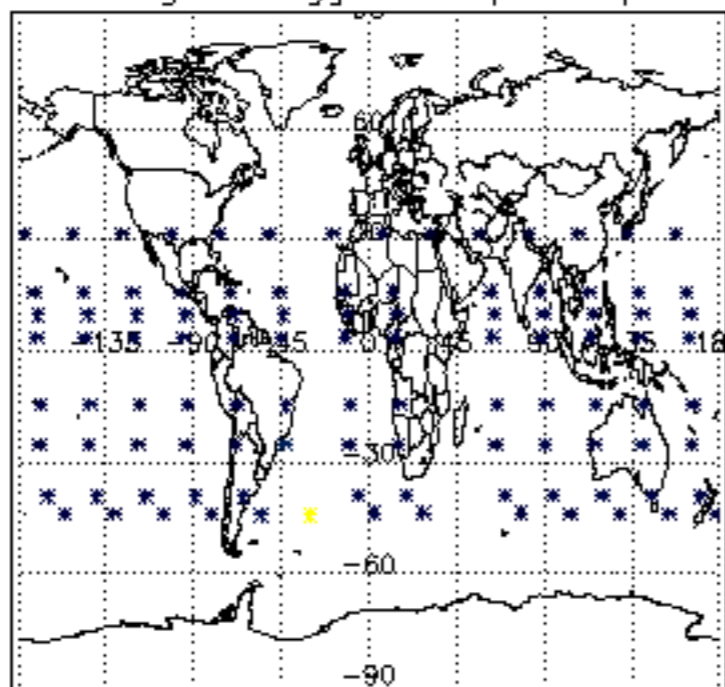




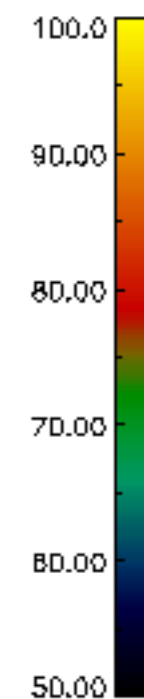
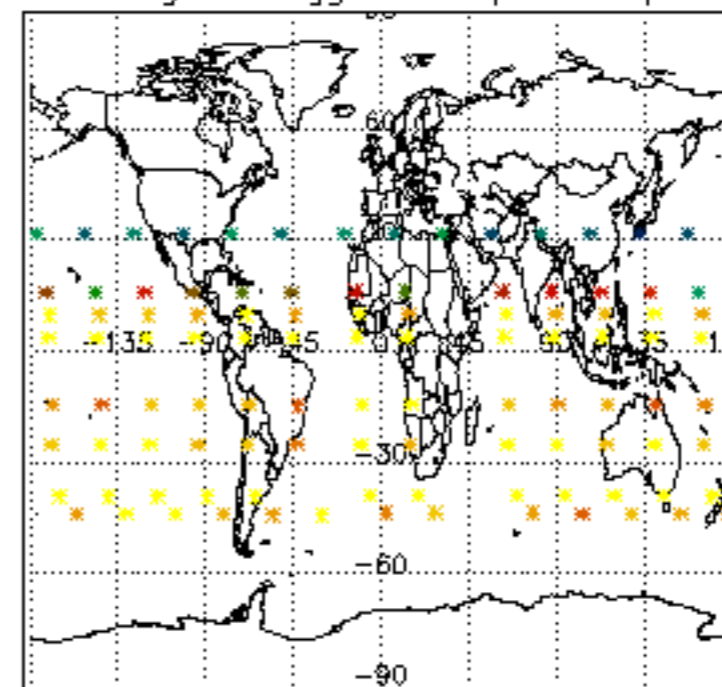




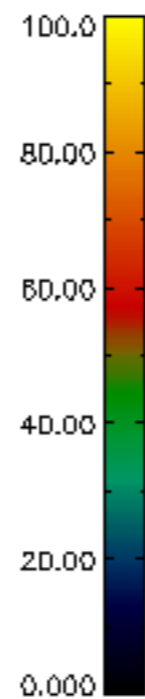
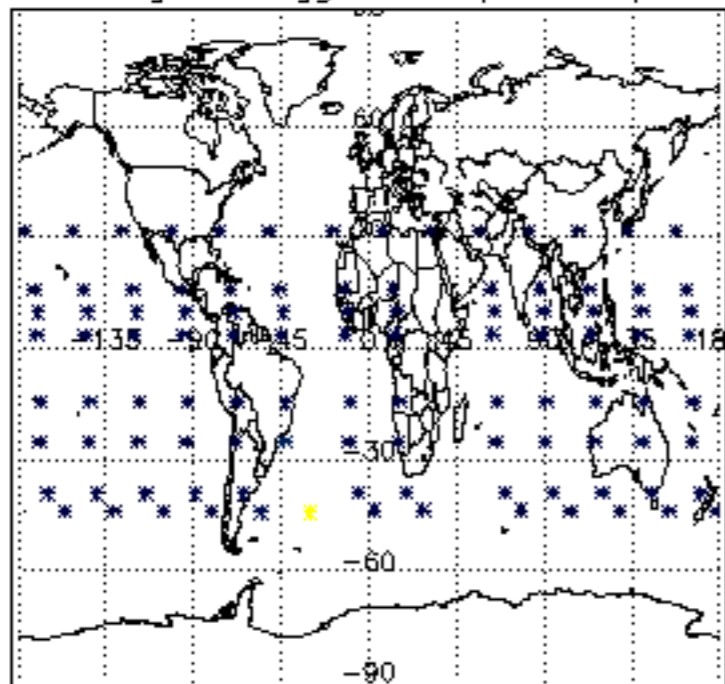
Percentage of flagged data per D3 profile



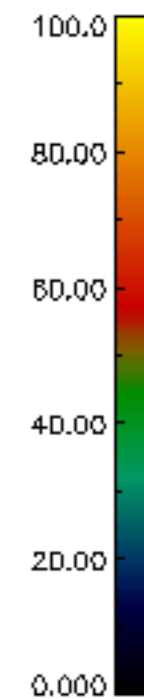
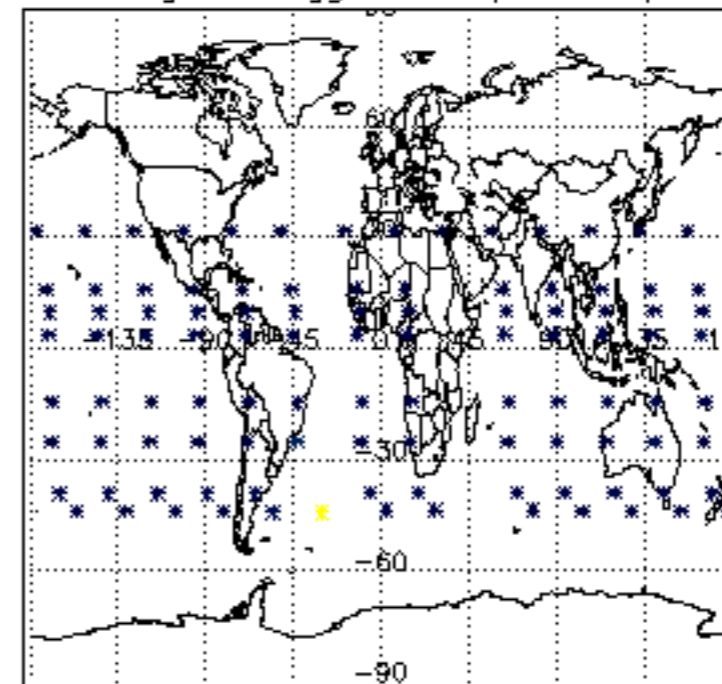
Percentage of flagged data per H2O profile

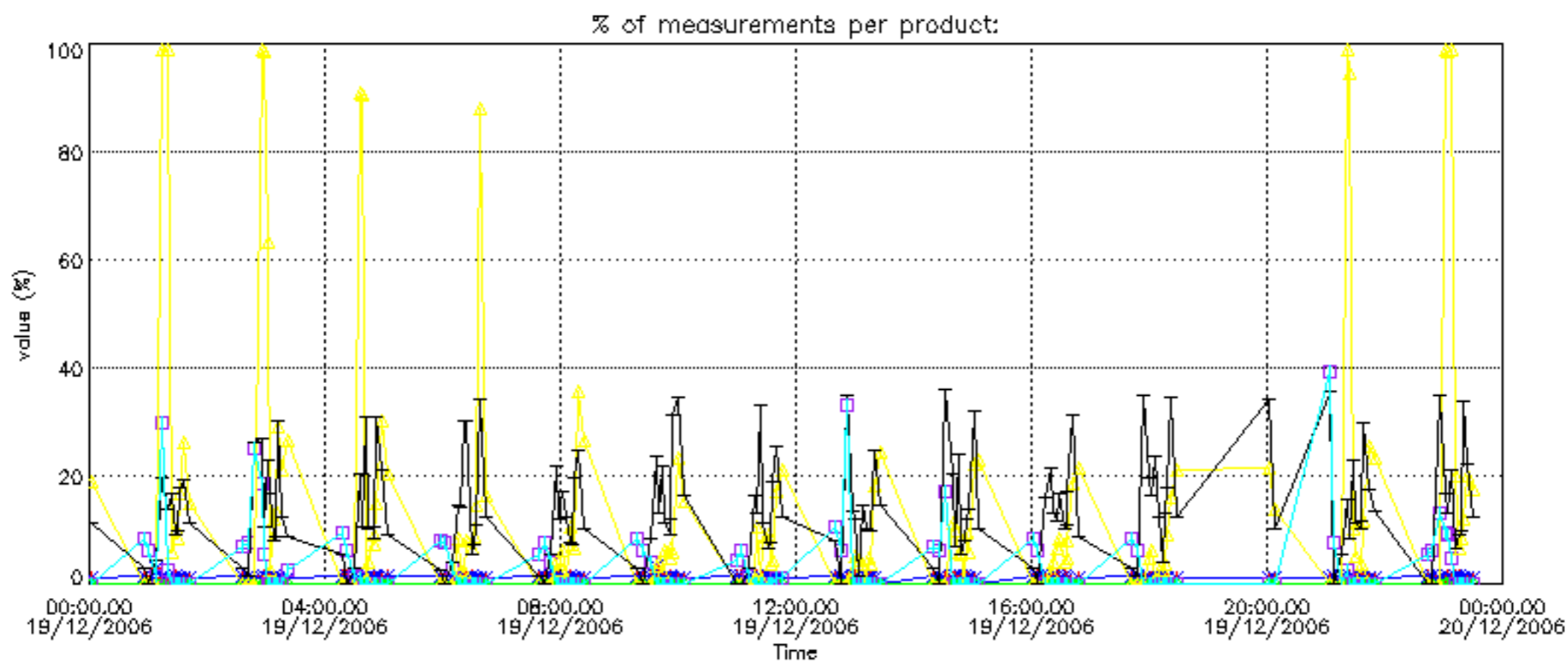


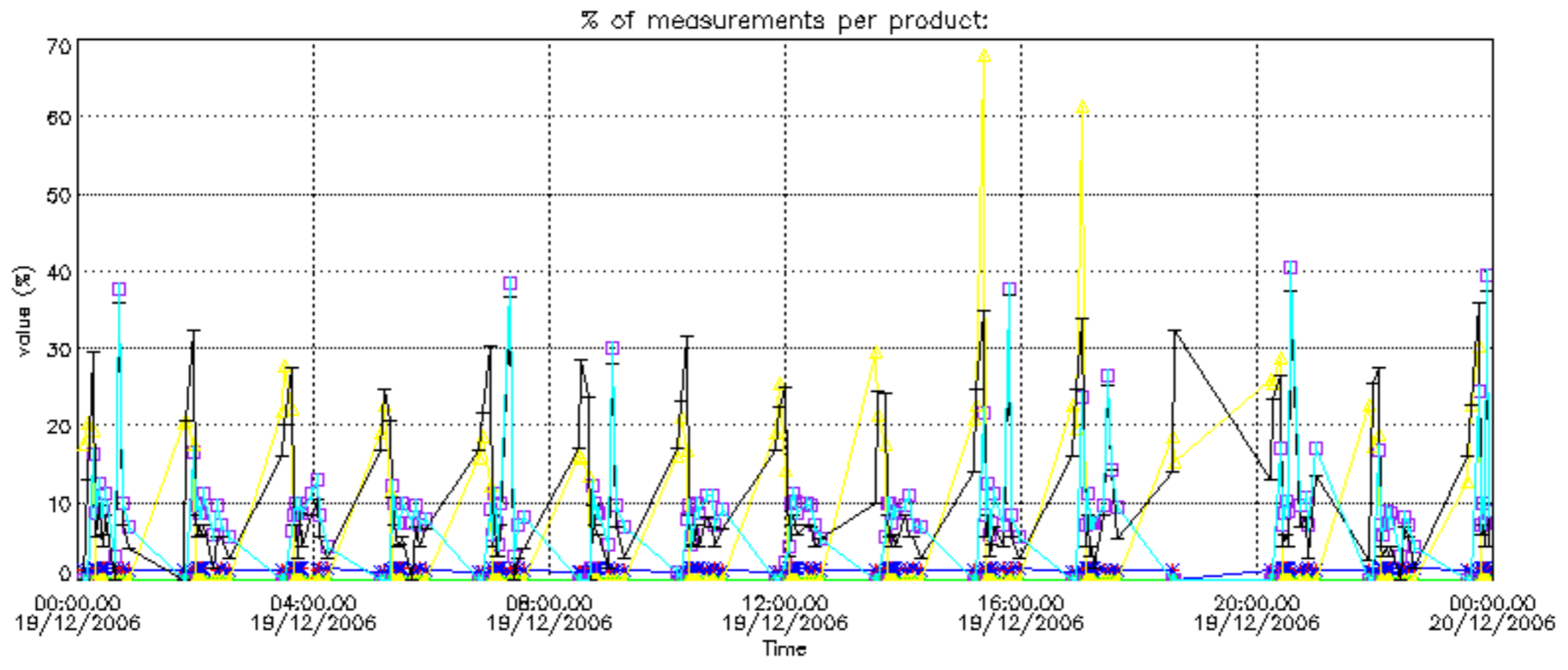
Percentage of flagged data per NO2 profile



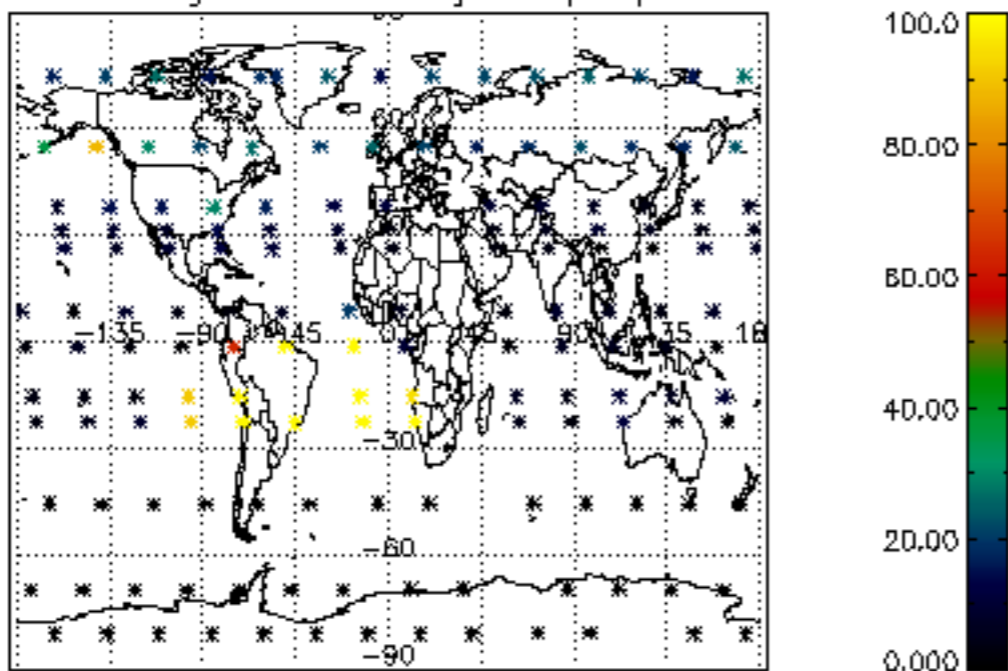
Percentage of flagged data per NO3 profile



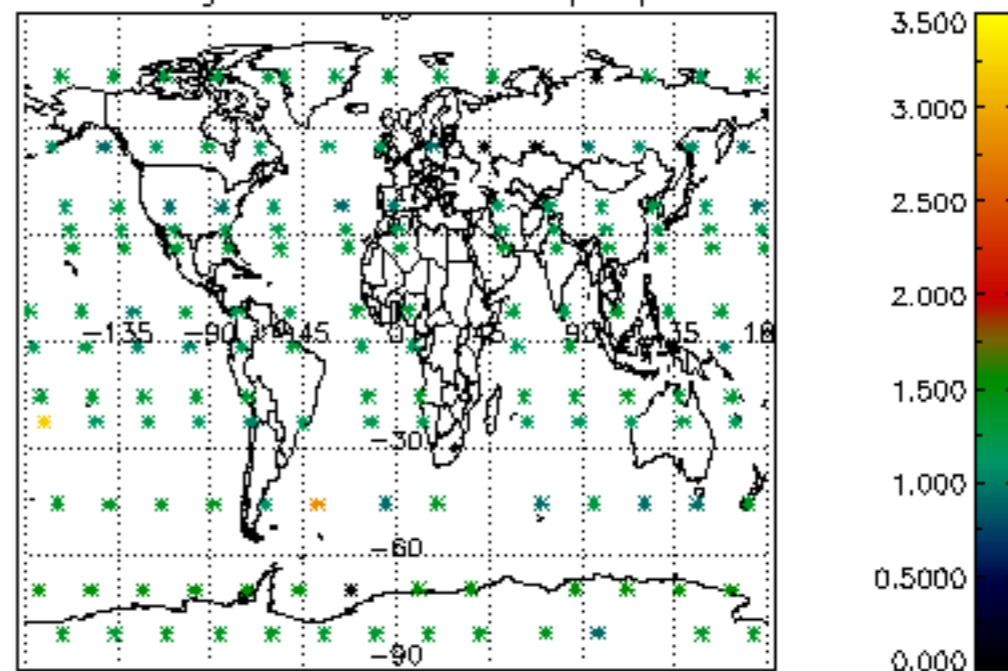




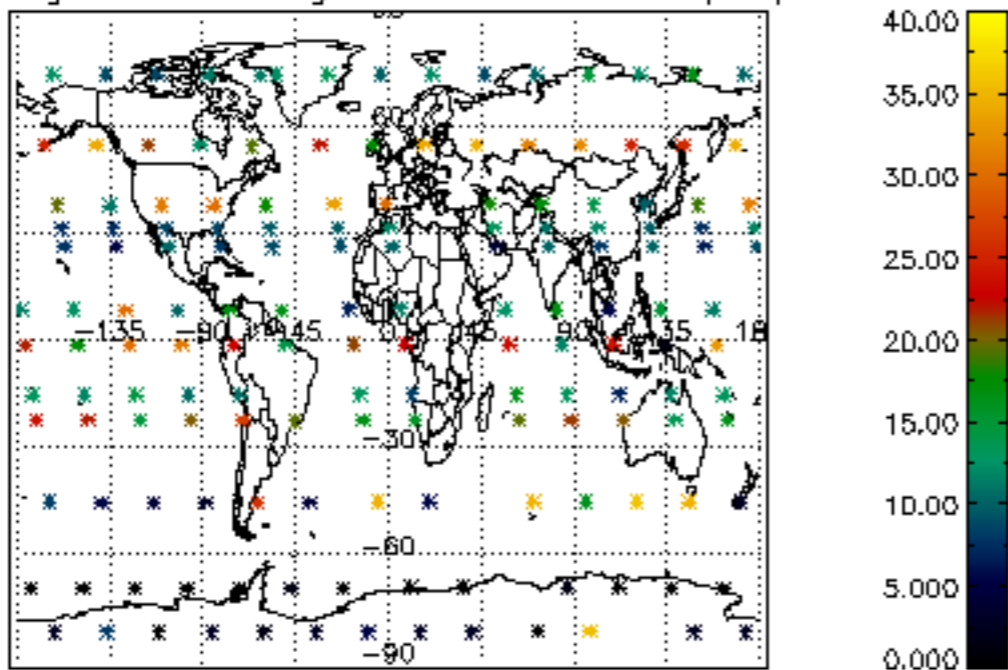
Percentage of cosmic ray hits per profile



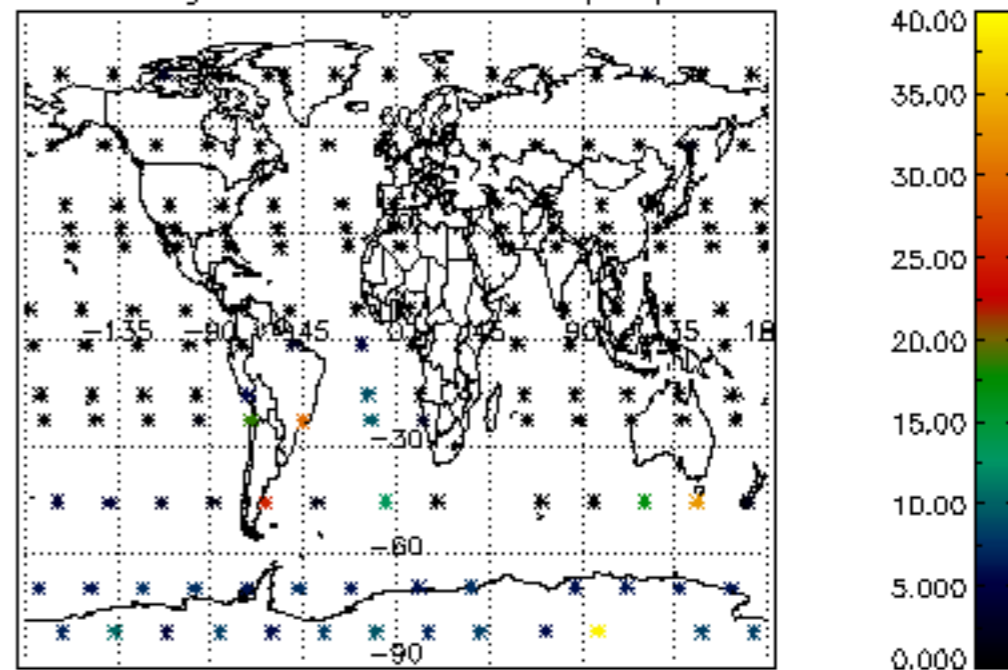
Percentage of datation errors per profile



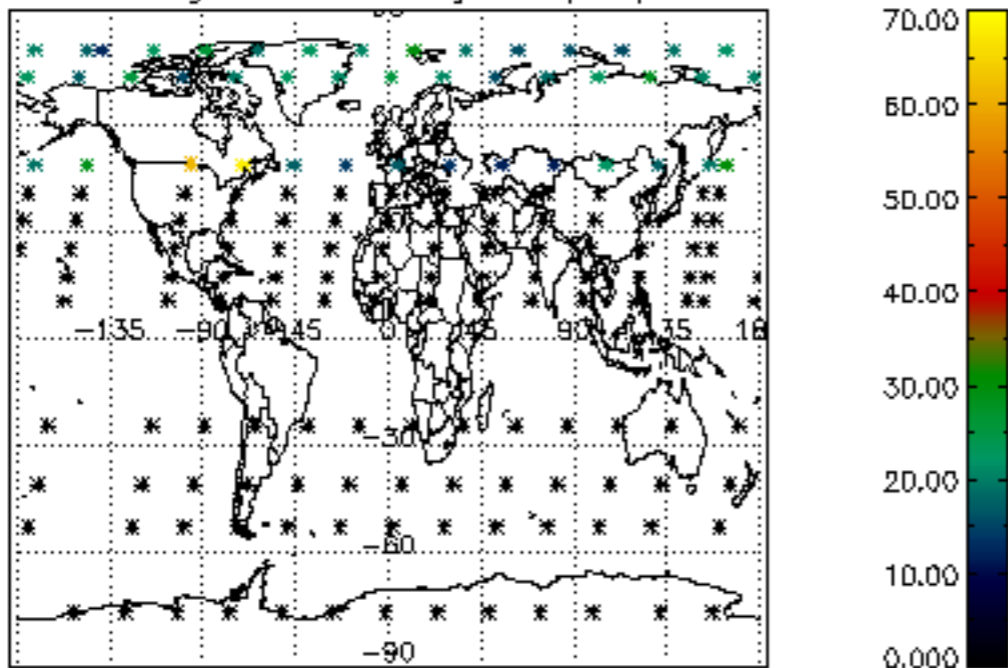
Percentage of star falling outside central band per profile



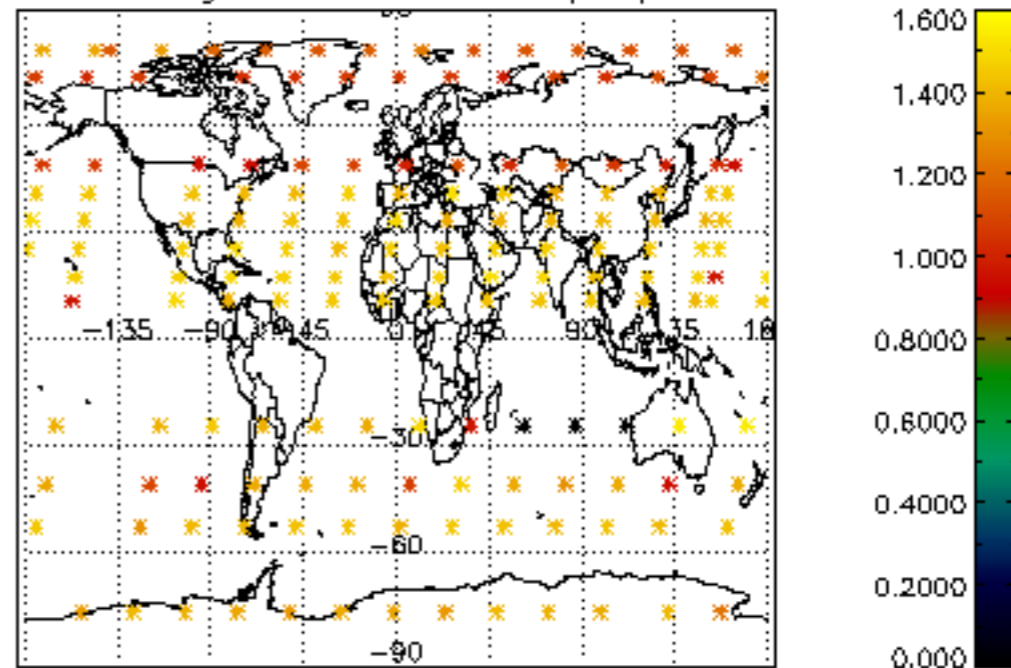
Percentage of saturation errors per profile



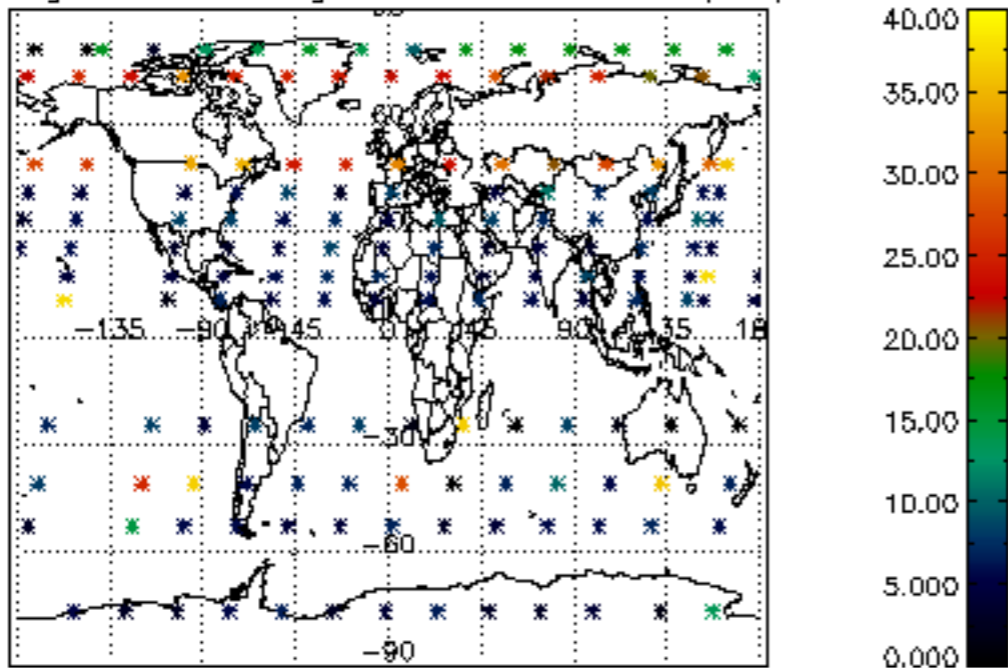
Percentage of cosmic ray hits per profile



Percentage of datation errors per profile



Percentage of star falling outside central band per profile



Percentage of saturation errors per profile

