

GOMOS Level 2 Daily Report

SUMMARY

[1. General Info](#)

[2. Summary of processed GOM_NL_2P products](#)

[3. Level 2 Quality information per product](#)

[3.1 Plot of level 2 quality information per product \(time dependant\)](#)

[3.2 Plot of level 2 quality information per product \(world map\)](#)

[4. Level 1 Quality information per product \(stored on level 2 products\)](#)

[4.1 Plot of level 1 quality information per product \(time dependant\)](#)

[4.1.1 Plot of level 1 quality information per product \(time dependant\): ASCENDING](#)

[4.1.2 Plot of level 1 quality information per product \(time dependant\): DESCENDING](#)

[4.2 Plot of level 1 quality information per product \(world map\)](#)

[4.2.1 Plot of level 1 quality information per product \(world map\): ASCENDING](#)

[4.2.2 Plot of level 1 quality information per product \(world map\): DESCENDING](#)

[5. Ozone profiles based on quality statistics and other trace gas profiles](#)

[5.1 Ozone statistics based on quality of products](#)

[5.2 Plot ozone profiles for all STD \(dark without errors\)](#)

[5.3 Plot ozone profiles where STD < 20% \(dark without errors\)](#)

[5.4. Plot ozone profiles where STD < 10% \(dark without errors\)](#)

[5.5. Plot ozone profiles where STD < 5% \(dark without errors\)](#)

[5.6 Plot NO2 profiles for all STD \(dark without errors\)](#)

[5.7 Plot NO3 profiles for all STD \(dark without errors\)](#)

[5.8 Plot H2O profiles \(only for occultations of stars 1,2,3,4,13,14,16,26,63 dark without errors\) for all STD](#)

[6. Auxiliary Data Files used for the production reported in section 2](#)

This report presents the daily analysis on parameters extracted from GOMOS level 2 data (GOM_NL__2P). It is intended to monitor some important parameters that will impact the quality of these products. A list of level 2 products (and content) that have arrived during the reporting day to the PCF is also given.

Item	Value
Time of report generation	24APR2013 06:40:27
Data source version	GOMOS/6.01
Start time of products	18-12-2006 (18DEC2006 00:00:00)
Stop time of products	19-12-2006 (19DEC2006 00:00:00)
Store outputs in DB	Yes
Nb of level 2 prods	341
Nb of prods with errors	0

2. Summary of processed GOM_NL__2P products.

Nr	Filename	UTC Start time	Limb	Duration	Star Id	Star Name	Star Mag	Star Temp	Nb Meas	Orbit	Prod. error
1	GOM_NL__2PRFIN20061218_000522_000000482053_00488_25091_0592.N1	18-DEC-2006 00:05:22	Dark	47.500	54	5The Cen	2.0550	4500.0	95	25091	No
2	GOM_NL__2PRFIN20061218_001122_000000412053_00488_25091_0593.N1	18-DEC-2006 00:11:22	Dark	41.000	10	Bet Cen	0.61000	28000.	82	25091	No
3	GOM_NL__2PRFIN20061218_001403_000000402053_00489_25092_0572.N1	18-DEC-2006 00:14:03	Dark	40.000	12	Alp1Cru	0.77500	30000.	80	25092	No
4	GOM_NL__2PRFIN20061218_001859_000000402053_00489_25092_0573.N1	18-DEC-2006 00:18:59	Dark	39.500	159	Ups Car	2.9200	7200.0	79	25092	No
5	GOM_NL__2PRFIN20061218_002023_000000412053_00489_25092_0574.N1	18-DEC-2006 00:20:23	Dark	41.000	71	Iot Car	2.2460	7700.0	82	25092	No
6	GOM_NL__2PRFIN20061218_002216_000000452053_00489_25092_0575.N1	18-DEC-2006 00:22:16	Dark	44.500	41	Eps Car	1.8600	4100.0	89	25092	No
7	GOM_NL__2PRFIN20061218_002705_000000512053_00489_25092_0576.N1	18-DEC-2006 00:27:05	Dark	50.500	2	Alp Car	-0.73600	7000.0	101	25092	No
8	GOM_NL__2PRFIN20061218_003304_000000402053_00489_25092_0577.N1	18-DEC-2006 00:33:04	Straylight	40.000	108	Alp Col	2.6520	15200.	80	25092	No
9	GOM_NL__2PRFIN20061218_003709_000000422053_00489_25092_0578.N1	18-DEC-2006 00:37:09	Straylight	41.500	139	9Bet Lep	2.8330	5600.0	83	25092	No
10	GOM_NL__2PRFIN20061218_004102_000000442053_00489_25092_0579.N1	18-DEC-2006 00:41:02	Straylight	44.000	7	19Bet Ori	0.10000	14000.	88	25092	No
11	GOM_NL__2PRFIN20061218_004820_000000482053_00489_25092_0580.N1	18-DEC-2006 00:48:20	Twilight_stray	48.000	13	87Alp Tau	0.86700	3800.0	96	25092	No
12	GOM_NL__2PRFIN20061218_005035_000000362053_00489_25092_0581.N1	18-DEC-2006 00:50:35	Bright	35.500	146	25Eta Tau	2.8730	15200.	71	25092	No
13	GOM_NL__2PRFIN20061218_005243_000000362053_00489_25092_0582.N1	18-DEC-2006 00:52:43	Bright	35.500	150	44Zet Per	2.8900	28000.	71	25092	No
14	GOM_NL__2PRFIN20061218_005459_000000342053_00489_25092_0583.N1	18-DEC-2006 00:54:59	Bright	33.500	149	45Eps Per	2.8880	30000.	67	25092	No
15	GOM_NL__2PRFIN20061218_005712_000000332053_00489_25092_0584.N1	18-DEC-2006 00:57:12	Bright	33.000	175	39Del Per	3.0100	19400.	66	25092	No
16	GOM_NL__2PRFIN20061218_005900_000000342053_00489_25092_0585.N1	18-DEC-2006 00:59:00	Bright	34.000	160	23Gam Per	2.9300	4700.0	68	25092	No
17	GOM_NL__2PRFIN20061218_010853_000000362053_00489_25092_0586.N1	18-DEC-2006 01:08:53	Bright	36.000	49	1Alp UMi	1.9900	6300.0	72	25092	No
18	GOM_NL__2PRFIN20061218_011335_000000372053_00489_25092_0587.N1	18-DEC-2006 01:13:35	Bright	37.000	60	7Bet UMi	2.0810	3950.0	74	25092	No
19	GOM_NL__2PRFIN20061218_011654_000000322053_00489_25092_0588.N1	18-DEC-2006 01:16:54	Bright	32.000	119	14Eta Dra	2.7270	4700.0	64	25092	No
20	GOM_NL__2PRFIN20061218_012411_000000552053_00489_25092_0589.N1	18-DEC-2006 01:24:11	Bright	55.000	180	27Gam Boo	3.0400	8000.0	110	25092	No
21	GOM_NL__2PRFIN20061218_012726_000000362053_00489_25092_0590.N1	18-DEC-2006 01:27:26	Bright	35.500	83		2.3780	11000.	71	25092	No
22	GOM_NL__2PRFIN20061218_013932_000000352053_00489_25092_0591.N1	18-DEC-2006 01:39:32	Bright	35.000	122	9Alp2Lib	2.7470	9700.0	70	25092	No
23	GOM_NL__2PRFIN20061218_014559_000000422053_00489_25092_0592.N1	18-DEC-2006 01:45:59	Dark	41.500	54	5The Cen	2.0550	4500.0	83	25092	No
24	GOM_NL__2PRFIN20061218_015158_000000402053_00489_25092_0593.N1	18-DEC-2006 01:51:58	Dark	39.500	10	Bet Cen	0.61000	28000.	79	25092	No
25	GOM_NL__2PRFIN20061218_015440_000000392053_00490_25093_0592.N1	18-DEC-2006 01:54:40	Dark	39.000	12	Alp1Cru	0.77500	30000.	78	25093	No
26	GOM_NL__2PRFIN20061218_015936_000000372053_00490_25093_0593.N1	18-DEC-2006 01:59:36	Dark	36.500	159	Ups Car	2.9200	7200.0	73	25093	No
27	GOM_NL__2PRFIN20061218_020100_000000412053_00490_25093_0594.N1	18-DEC-2006 02:01:00	Dark	40.500	71	Iot Car	2.2460	7700.0	81	25093	No
28	GOM_NL__2PRFIN20061218_020253_000000422053_00490_25093_0595.N1	18-DEC-2006 02:02:53	Dark	41.500	41	Eps Car	1.8600	4100.0	83	25093	No
29	GOM_NL__2PRFIN20061218_020741_000000452053_00490_25093_0596.N1	18-DEC-2006 02:07:41	Dark	44.500	2	Alp Car	-0.73600	7000.0	89	25093	No
30	GOM_NL__2PRFIN20061218_021340_000000412053_00490_25093_0597.N1	18-DEC-2006 02:13:40	Straylight	40.500	108	Alp Col	2.6520	15200.	81	25093	No
31	GOM_NL__2PRFIN20061218_021745_000000442053_00490_25093_0598.N1	18-DEC-2006 02:17:45	Straylight	43.500	139	9Bet Lep	2.8330	5600.0	87	25093	No
32	GOM_NL__2PRFIN20061218_022138_000000472053_00490_25093_0599.N1	18-DEC-2006 02:21:38	Straylight	47.000	7	19Bet Ori	0.10000	14000.	94	25093	No
33	GOM_NL__2PRFIN20061218_022856_000000462053_00490_25093_0600.N1	18-DEC-2006 02:28:56	Twilight_stray	46.000	13	87Alp Tau	0.86700	3800.0	92	25093	No
34	GOM_NL__2PRFIN20061218_023111_000000362053_00490_25093_0601.N1	18-DEC-2006 02:31:11	Bright	36.000	146	25Eta Tau	2.8730	15200.	72	25093	No
35	GOM_NL__2PRFIN20061218_023319_000000362053_00490_25093_0602.N1	18-DEC-2006 02:33:19	Bright	35.500	150	44Zet Per	2.8900	28000.	71	25093	No
36	GOM_NL__2PRFIN20061218_023535_000000352053_00490_25093_0603.N1	18-DEC-2006 02:35:35	Bright	35.000	149	45Eps Per	2.8880	30000.	70	25093	No
37	GOM_NL__2PRFIN20061218_023748_000000342053_00490_25093_0604.N1	18-DEC-2006 02:37:48	Bright	33.500	175	39Del Per	3.0100	19400.	67	25093	No
38	GOM_NL__2PRFIN20061218_023936_000000362053_00490_25093_0605.N1	18-DEC-2006 02:39:36	Bright	36.000	160	23Gam Per	2.9300	4700.0	72	25093	No
39	GOM_NL__2PRFIN20061218_024929_000000312053_00490_25093_0606.N1	18-DEC-2006 02:49:29	Bright	31.000	49	1Alp UMi	1.9900	6300.0	62	25093	No
40	GOM_NL__2PRFIN20061218_025411_000000382053_00490_25093_0607.N1	18-DEC-2006 02:54:11	Bright	38.000	60	7Bet UMi	2.0810	3950.0	76	25093	No
41	GOM_NL__2PRFIN20061218_025730_000000372053_00490_25093_0608.N1	18-DEC-2006 02:57:30	Bright	36.500	119	14Eta Dra	2.7270	4700.0	73	25093	No
42	GOM_NL__2PRFIN20061218_030447_000000382053_00490_25093_0609.N1	18-DEC-2006 03:04:47	Bright	37.500	180	27Gam Boo	3.0400	8000.0	75	25093	No

43	GOM_NL__2PRFIN20061218_030802_000000542053_00490_25093_0610.N1	18-DEC-2006 03:08:02	Bright	54.000	83		2.3780	11000.	108	25093	No
44	GOM_NL__2PRFIN20061218_032008_000000532053_00490_25093_0611.N1	18-DEC-2006 03:20:08	Bright	53.000	122	9Alp2Lib	2.7470	9700.0	106	25093	No
45	GOM_NL__2PRFIN20061218_032635_000000432053_00490_25093_0612.N1	18-DEC-2006 03:26:35	Dark	43.000	54	5The Cen	2.0550	4500.0	86	25093	No
46	GOM_NL__2PRFIN20061218_032839_000000372053_00490_25093_0613.N1	18-DEC-2006 03:28:39	Dark	37.000	78	Alp Lup	2.3040	28000.	74	25093	No
47	GOM_NL__2PRFIN20061218_033234_000000492053_00490_25093_0614.N1	18-DEC-2006 03:32:34	Dark	48.500	10	Bet Cen	0.61000	28000.	97	25093	No
48	GOM_NL__2PRFIN20061218_033516_000000412053_00491_25094_0592.N1	18-DEC-2006 03:35:16	Dark	40.500	12	Alp1Cru	0.77500	30000.	81	25094	No
49	GOM_NL__2PRFIN20061218_034012_000000392053_00491_25094_0593.N1	18-DEC-2006 03:40:12	Dark	38.500	159	Ups Car	2.9200	7200.0	77	25094	No
50	GOM_NL__2PRFIN20061218_034137_000000412053_00491_25094_0594.N1	18-DEC-2006 03:41:37	Dark	40.500	71	Iot Car	2.2460	7700.0	81	25094	No
51	GOM_NL__2PRFIN20061218_034329_000000552053_00491_25094_0595.N1	18-DEC-2006 03:43:29	Dark	54.500	41	Eps Car	1.8600	4100.0	109	25094	No
52	GOM_NL__2PRFIN20061218_034818_000000552053_00491_25094_0596.N1	18-DEC-2006 03:48:18	Dark	55.000	2	Alp Car	-0.73600	7000.0	110	25094	No
53	GOM_NL__2PRFIN20061218_035417_000000402053_00491_25094_0597.N1	18-DEC-2006 03:54:17	Straylight	40.000	108	Alp Col	2.6520	15200.	80	25094	No
54	GOM_NL__2PRFIN20061218_035821_000000452053_00491_25094_0598.N1	18-DEC-2006 03:58:21	Straylight	44.500	139	9Bet Lep	2.8330	5600.0	89	25094	No
55	GOM_NL__2PRFIN20061218_040214_000000472053_00491_25094_0599.N1	18-DEC-2006 04:02:14	Straylight	46.500	7	19Bet Ori	0.10000	14000.	93	25094	No
56	GOM_NL__2PRFIN20061218_040932_000000462053_00491_25094_0600.N1	18-DEC-2006 04:09:32	Tw_i_and_stray	45.500	13	87Alp Tau	0.86700	3800.0	91	25094	No
57	GOM_NL__2PRFIN20061218_041147_000000362053_00491_25094_0601.N1	18-DEC-2006 04:11:47	Bright	35.500	146	25Eta Tau	2.8730	15200.	71	25094	No
58	GOM_NL__2PRFIN20061218_041355_000000362053_00491_25094_0602.N1	18-DEC-2006 04:13:55	Bright	35.500	150	44Zet Per	2.8900	28000.	71	25094	No
59	GOM_NL__2PRFIN20061218_041611_000000352053_00491_25094_0603.N1	18-DEC-2006 04:16:11	Bright	34.500	149	45Eps Per	2.8880	30000.	69	25094	No
60	GOM_NL__2PRFIN20061218_041824_000000342053_00491_25094_0604.N1	18-DEC-2006 04:18:24	Bright	34.000	175	39Del Per	3.0100	19400.	68	25094	No
61	GOM_NL__2PRFIN20061218_042012_000000352053_00491_25094_0605.N1	18-DEC-2006 04:20:12	Bright	35.000	160	23Gam Per	2.9300	4700.0	70	25094	No
62	GOM_NL__2PRFIN20061218_043005_000000362053_00491_25094_0606.N1	18-DEC-2006 04:30:05	Bright	35.500	49	1Alp UMi	1.9900	6300.0	71	25094	No
63	GOM_NL__2PRFIN20061218_043447_000000372053_00491_25094_0607.N1	18-DEC-2006 04:34:47	Bright	36.500	60	7Bet UMi	2.0810	3950.0	73	25094	No
64	GOM_NL__2PRFIN20061218_043807_000000362053_00491_25094_0608.N1	18-DEC-2006 04:38:07	Bright	35.500	119	14Eta Dra	2.7270	4700.0	71	25094	No
65	GOM_NL__2PRFIN20061218_044523_000000372053_00491_25094_0609.N1	18-DEC-2006 04:45:23	Bright	36.500	180	27Gam Boo	3.0400	8000.0	73	25094	No
66	GOM_NL__2PRFIN20061218_044838_000000362053_00491_25094_0610.N1	18-DEC-2006 04:48:38	Bright	36.000	83		2.3780	11000.	72	25094	No
67	GOM_NL__2PRFIN20061218_050044_000000532053_00491_25094_0611.N1	18-DEC-2006 05:00:44	Bright	53.000	122	9Alp2Lib	2.7470	9700.0	106	25094	No
68	GOM_NL__2PRFIN20061218_050711_000000432053_00491_25094_0612.N1	18-DEC-2006 05:07:11	Dark	43.000	54	5The Cen	2.0550	4500.0	86	25094	No
69	GOM_NL__2PRFIN20061218_050915_000000402053_00491_25094_0613.N1	18-DEC-2006 05:09:15	Dark	39.500	78	Alp Lup	2.3040	28000.	79	25094	No
70	GOM_NL__2PRFIN20061218_051311_000000492053_00491_25094_0614.N1	18-DEC-2006 05:13:11	Dark	49.000	10	Bet Cen	0.61000	28000.	98	25094	No
71	GOM_NL__2PRFIN20061218_051553_000000382053_00492_25095_0592.N1	18-DEC-2006 05:15:53	Dark	38.000	12	Alp1Cru	0.77500	30000.	76	25095	No
72	GOM_NL__2PRFIN20061218_052049_000000402053_00492_25095_0593.N1	18-DEC-2006 05:20:49	Dark	39.500	159	Ups Car	2.9200	7200.0	79	25095	No
73	GOM_NL__2PRFIN20061218_052213_000000422053_00492_25095_0594.N1	18-DEC-2006 05:22:13	Dark	42.000	71	Iot Car	2.2460	7700.0	84	25095	No
74	GOM_NL__2PRFIN20061218_052406_000000542053_00492_25095_0595.N1	18-DEC-2006 05:24:06	Dark	53.500	41	Eps Car	1.8600	4100.0	107	25095	No
75	GOM_NL__2PRFIN20061218_052854_000000462053_00492_25095_0596.N1	18-DEC-2006 05:28:54	Dark	45.500	2	Alp Car	-0.73600	7000.0	91	25095	No
76	GOM_NL__2PRFIN20061218_053453_000000402053_00492_25095_0597.N1	18-DEC-2006 05:34:53	Straylight	39.500	108	Alp Col	2.6520	15200.	79	25095	No
77	GOM_NL__2PRFIN20061218_053857_000000432053_00492_25095_0598.N1	18-DEC-2006 05:38:57	Straylight	42.500	139	9Bet Lep	2.8330	5600.0	85	25095	No
78	GOM_NL__2PRFIN20061218_054250_000000562053_00492_25095_0599.N1	18-DEC-2006 05:42:50	Straylight	56.000	7	19Bet Ori	0.10000	14000.	112	25095	No
79	GOM_NL__2PRFIN20061218_055008_000000492053_00492_25095_0600.N1	18-DEC-2006 05:50:08	Tw_i_and_stray	48.500	13	87Alp Tau	0.86700	3800.0	97	25095	No
80	GOM_NL__2PRFIN20061218_055223_000000372053_00492_25095_0601.N1	18-DEC-2006 05:52:23	Bright	36.500	146	25Eta Tau	2.8730	15200.	73	25095	No
81	GOM_NL__2PRFIN20061218_055431_000000352053_00492_25095_0602.N1	18-DEC-2006 05:54:31	Bright	35.000	150	44Zet Per	2.8900	28000.	70	25095	No
82	GOM_NL__2PRFIN20061218_055647_000000352053_00492_25095_0603.N1	18-DEC-2006 05:56:47	Bright	34.500	149	45Eps Per	2.8880	30000.	69	25095	No
83	GOM_NL__2PRFIN20061218_055900_000000352053_00492_25095_0604.N1	18-DEC-2006 05:59:00	Bright	34.500	175	39Del Per	3.0100	19400.	69	25095	No
84	GOM_NL__2PRFIN20061218_060049_000000352053_00492_25095_0605.N1	18-DEC-2006 06:00:49	Bright	35.000	160	23Gam Per	2.9300	4700.0	70	25095	No
85	GOM_NL__2PRFIN20061218_061041_000000362053_00492_25095_0606.N1	18-DEC-2006 06:10:41	Bright	35.500	49	1Alp UMi	1.9900	6300.0	71	25095	No
86	GOM_NL__2PRFIN20061218_061523_000000352053_00492_25095_0607.N1	18-DEC-2006 06:15:23	Bright	34.500	60	7Bet UMi	2.0810	3950.0	69	25095	No
87	GOM_NL__2PRFIN20061218_061843_000000362053_00492_25095_0608.N1	18-DEC-2006 06:18:43	Bright	36.000	119	14Eta Dra	2.7270	4700.0	72	25095	No
88	GOM_NL__2PRFIN20061218_062559_000000422053_00492_25095_0609.N1	18-DEC-2006 06:25:59	Bright	41.500	180	27Gam Boo	3.0400	8000.0	83	25095	No
89	GOM_NL__2PRFIN20061218_062915_000000362053_00492_25095_0610.N1	18-DEC-2006 06:29:15	Bright	36.000	83		2.3780	11000.	72	25095	No
90	GOM_NL__2PRFIN20061218_064121_000000362053_00492_25095_0611.N1	18-DEC-2006 06:41:21	Bright	36.000	122	9Alp2Lib	2.7470	9700.0	72	25095	No
91	GOM_NL__2PRFIN20061218_064748_000000432053_00492_25095_0612.N1	18-DEC-2006 06:47:48	Dark	43.000	54	5The Cen	2.0550	4500.0	86	25095	No
92	GOM_NL__2PRFIN20061218_064951_000000382053_00492_25095_0613.N1	18-DEC-2006 06:49:51	Dark	38.000	78	Alp Lup	2.3040	28000.	76	25095	No
93	GOM_NL__2PRFIN20061218_065347_000000382053_00492_25095_0614.N1	18-DEC-2006 06:53:47	Dark	38.000	10	Bet Cen	0.61000	28000.	76	25095	No
94	GOM_NL__2PRFIN20061218_065519_000000432053_00493_25096_0592.N1	18-DEC-2006 06:55:19	Dark	42.500	20	Bet Cru	1.2530	30000.	85	25096	No
95	GOM_NL__2PRFIN20061218_065629_000000462053_00493_25096_0593.N1	18-DEC-2006 06:56:29	Dark	45.500	12	Alp1Cru	0.77500	30000.	91	25096	No
96	GOM_NL__2PRFIN20061218_070125_000000392053_00493_25096_0594.N1	18-DEC-2006 07:01:25	Dark	39.000	159	Ups Car	2.9200	7200.0	78	25096	No
97	GOM_NL__2PRFIN20061218_070250_000000432053_00493_25096_0595.N1	18-DEC-2006 07:02:50	Dark	43.000	71	Iot Car	2.2460	7700.0	86	25096	No
98	GOM_NL__2PRFIN20061218_070442_000000432053_00493_25096_0596.N1	18-DEC-2006 07:04:42	Dark	42.500	41	Eps Car	1.8600	4100.0	85	25096	No
99	GOM_NL__2PRFIN20061218_070930_000000442053_00493_25096_0597.N1	18-DEC-2006 07:09:30	Dark	44.000	2	Alp Car	-0.73600	7000.0	88	25096	No
100	GOM_NL__2PRFIN20061218_071529_000000382053_00493_25096_0598.N1	18-DEC-2006 07:15:29	Straylight	38.000	108	Alp Col	2.6520	15200.	76	25096	No
101	GOM_NL__2PRFIN20061218_071933_000000442053_00493_25096_0599.N1	18-DEC-2006 07:19:33	Straylight	44.000	139	9Bet Lep	2.8330	5600.0	88	25096	No

102	GOM_NL__2PRFIN20061218_072326_000000502053_00493_25096_0600.N1	18-DEC-2006 07:23:26	Straylight	49.500	7	19Bet Ori	0.10000	14000.	99	25096	No
103	GOM_NL__2PRFIN20061218_073044_000000522053_00493_25096_0601.N1	18-DEC-2006 07:30:44	Tw_i_and_stray	52.000	13	87Alp Tau	0.86700	3800.0	104	25096	No
104	GOM_NL__2PRFIN20061218_073259_000000352053_00493_25096_0602.N1	18-DEC-2006 07:32:59	Bright	34.500	146	25Eta Tau	2.8730	15200.	69	25096	No
105	GOM_NL__2PRFIN20061218_073507_000000362053_00493_25096_0603.N1	18-DEC-2006 07:35:07	Bright	35.500	150	44Zet Per	2.8900	28000.	71	25096	No
106	GOM_NL__2PRFIN20061218_073723_000000352053_00493_25096_0604.N1	18-DEC-2006 07:37:23	Bright	34.500	149	45Eps Per	2.8880	30000.	69	25096	No
107	GOM_NL__2PRFIN20061218_073936_000000342053_00493_25096_0605.N1	18-DEC-2006 07:39:36	Bright	34.000	175	39Del Per	3.0100	19400.	68	25096	No
108	GOM_NL__2PRFIN20061218_074125_000000352053_00493_25096_0606.N1	18-DEC-2006 07:41:25	Bright	35.000	160	23Gam Per	2.9300	4700.0	70	25096	No
109	GOM_NL__2PRFIN20061218_075117_000000352053_00493_25096_0607.N1	18-DEC-2006 07:51:17	Bright	35.000	49	1Alp UMi	1.9900	6300.0	70	25096	No
110	GOM_NL__2PRFIN20061218_075558_000000372053_00493_25096_0608.N1	18-DEC-2006 07:55:58	Bright	37.000	60	7Bet UMi	2.0810	3950.0	74	25096	No
111	GOM_NL__2PRFIN20061218_075919_000000342053_00493_25096_0609.N1	18-DEC-2006 07:59:19	Bright	34.000	119	14Eta Dra	2.7270	4700.0	68	25096	No
112	GOM_NL__2PRFIN20061218_080635_000000382053_00493_25096_0610.N1	18-DEC-2006 08:06:35	Bright	38.000	180	27Gam Boo	3.0400	8000.0	76	25096	No
113	GOM_NL__2PRFIN20061218_080951_000000372053_00493_25096_0611.N1	18-DEC-2006 08:09:51	Bright	36.500	83		2.3780	11000.	73	25096	No
114	GOM_NL__2PRFIN20061218_081458_000000342053_00493_25096_0612.N1	18-DEC-2006 08:14:58	Bright	33.500	102	24Alp Ser	2.6000	4250.0	67	25096	No
115	GOM_NL__2PRFIN20061218_082157_000000362053_00493_25096_0613.N1	18-DEC-2006 08:21:57	Bright	35.500	122	9Alp2Lib	2.7470	9700.0	71	25096	No
116	GOM_NL__2PRFIN20061218_082824_000000422053_00493_25096_0614.N1	18-DEC-2006 08:28:24	Dark	42.000	54	5The Cen	2.0550	4500.0	84	25096	No
117	GOM_NL__2PRFIN20061218_083027_000000382053_00493_25096_0615.N1	18-DEC-2006 08:30:27	Dark	37.500	78	Alp Lup	2.3040	28000.	75	25096	No
118	GOM_NL__2PRFIN20061218_083423_000000442053_00493_25096_0616.N1	18-DEC-2006 08:34:23	Dark	43.500	10	Bet Cen	0.61000	28000.	87	25096	No
119	GOM_NL__2PRFIN20061218_083555_000000402053_00494_25097_0592.N1	18-DEC-2006 08:35:55	Dark	39.500	20	Bet Cru	1.2530	30000.	79	25097	No
120	GOM_NL__2PRFIN20061218_083705_000000392053_00494_25097_0593.N1	18-DEC-2006 08:37:05	Dark	39.000	12	Alp1Cru	0.77500	30000.	78	25097	No
121	GOM_NL__2PRFIN20061218_084202_000000392053_00494_25097_0594.N1	18-DEC-2006 08:42:02	Dark	38.500	159	Ups Car	2.9200	7200.0	77	25097	No
122	GOM_NL__2PRFIN20061218_084326_000000412053_00494_25097_0595.N1	18-DEC-2006 08:43:26	Dark	40.500	71	lot Car	2.2460	7700.0	81	25097	No
123	GOM_NL__2PRFIN20061218_084519_000000402053_00494_25097_0596.N1	18-DEC-2006 08:45:19	Dark	39.500	41	Eps Car	1.8600	4100.0	79	25097	No
124	GOM_NL__2PRFIN20061218_085007_000000512053_00494_25097_0597.N1	18-DEC-2006 08:50:07	Dark	50.500	2	Alp Car	-0.73600	7000.0	101	25097	No
125	GOM_NL__2PRFIN20061218_085605_000000412053_00494_25097_0598.N1	18-DEC-2006 08:56:05	Straylight	40.500	108	Alp Col	2.6520	15200.	81	25097	No
126	GOM_NL__2PRFIN20061218_090009_000000462053_00494_25097_0599.N1	18-DEC-2006 09:00:09	Straylight	46.000	139	9Bet Lep	2.8330	5600.0	92	25097	No
127	GOM_NL__2PRFIN20061218_090402_000000492053_00494_25097_0600.N1	18-DEC-2006 09:04:02	Straylight	49.000	7	19Bet Ori	0.10000	14000.	98	25097	No
128	GOM_NL__2PRFIN20061218_091120_000000532053_00494_25097_0601.N1	18-DEC-2006 09:11:20	Tw_i_and_stray	53.000	13	87Alp Tau	0.86700	3800.0	106	25097	No
129	GOM_NL__2PRFIN20061218_091335_000000342053_00494_25097_0602.N1	18-DEC-2006 09:13:35	Bright	34.000	146	25Eta Tau	2.8730	15200.	68	25097	No
130	GOM_NL__2PRFIN20061218_091543_000000362053_00494_25097_0603.N1	18-DEC-2006 09:15:43	Bright	35.500	150	44Zet Per	2.8900	28000.	71	25097	No
131	GOM_NL__2PRFIN20061218_091759_000000352053_00494_25097_0604.N1	18-DEC-2006 09:17:59	Bright	35.000	149	45Eps Per	2.8880	30000.	70	25097	No
132	GOM_NL__2PRFIN20061218_092012_000000342053_00494_25097_0605.N1	18-DEC-2006 09:20:12	Bright	33.500	175	39Del Per	3.0100	19400.	67	25097	No
133	GOM_NL__2PRFIN20061218_092201_000000352053_00494_25097_0606.N1	18-DEC-2006 09:22:01	Bright	34.500	160	23Gam Per	2.9300	4700.0	69	25097	No
134	GOM_NL__2PRFIN20061218_093153_000000352053_00494_25097_0607.N1	18-DEC-2006 09:31:53	Bright	35.000	49	1Alp UMi	1.9900	6300.0	70	25097	No
135	GOM_NL__2PRFIN20061218_093634_000000362053_00494_25097_0608.N1	18-DEC-2006 09:36:34	Bright	36.000	60	7Bet UMi	2.0810	3950.0	72	25097	No
136	GOM_NL__2PRFIN20061218_093955_000000362053_00494_25097_0609.N1	18-DEC-2006 09:39:55	Bright	35.500	119	14Eta Dra	2.7270	4700.0	71	25097	No
137	GOM_NL__2PRFIN20061218_094711_000000362053_00494_25097_0610.N1	18-DEC-2006 09:47:11	Bright	35.500	180	27Gam Boo	3.0400	8000.0	71	25097	No
138	GOM_NL__2PRFIN20061218_095027_000000362053_00494_25097_0611.N1	18-DEC-2006 09:50:27	Bright	36.000	83		2.3780	11000.	72	25097	No
139	GOM_NL__2PRFIN20061218_095534_000000332053_00494_25097_0612.N1	18-DEC-2006 09:55:34	Bright	33.000	102	24Alp Ser	2.6000	4250.0	66	25097	No
140	GOM_NL__2PRFIN20061218_100233_000000362053_00494_25097_0613.N1	18-DEC-2006 10:02:33	Bright	35.500	122	9Alp2Lib	2.7470	9700.0	71	25097	No
141	GOM_NL__2PRFIN20061218_100901_000000462053_00494_25097_0614.N1	18-DEC-2006 10:09:01	Dark	45.500	54	5The Cen	2.0550	4500.0	91	25097	No
142	GOM_NL__2PRFIN20061218_101104_000000392053_00494_25097_0615.N1	18-DEC-2006 10:11:04	Dark	39.000	78	Alp Lup	2.3040	28000.	78	25097	No
143	GOM_NL__2PRFIN20061218_101459_000000362053_00494_25097_0616.N1	18-DEC-2006 10:14:59	Dark	35.500	10	Bet Cen	0.61000	28000.	71	25097	No
144	GOM_NL__2PRFIN20061218_101632_000000412053_00495_25098_0412.N1	18-DEC-2006 10:16:32	Dark	40.500	20	Bet Cru	1.2530	30000.	81	25098	No
145	GOM_NL__2PRFIN20061218_101742_000000412053_00495_25098_0413.N1	18-DEC-2006 10:17:42	Dark	40.500	12	Alp1Cru	0.77500	30000.	81	25098	No
146	GOM_NL__2PRFIN20061218_102238_000000392053_00495_25098_0414.N1	18-DEC-2006 10:22:38	Dark	38.500	159	Ups Car	2.9200	7200.0	77	25098	No
147	GOM_NL__2PRFIN20061218_102403_000000412053_00495_25098_0415.N1	18-DEC-2006 10:24:03	Dark	41.000	71	lot Car	2.2460	7700.0	82	25098	No
148	GOM_NL__2PRFIN20061218_102555_000000502053_00495_25098_0416.N1	18-DEC-2006 10:25:55	Dark	49.500	41	Eps Car	1.8600	4100.0	99	25098	No
149	GOM_NL__2PRFIN20061218_103043_000000532053_00495_25098_0417.N1	18-DEC-2006 10:30:43	Dark	52.500	2	Alp Car	-0.73600	7000.0	105	25098	No
150	GOM_NL__2PRFIN20061218_103641_000000402053_00495_25098_0418.N1	18-DEC-2006 10:36:41	Straylight	39.500	108	Alp Col	2.6520	15200.	79	25098	No
151	GOM_NL__2PRFIN20061218_104046_000000432053_00495_25098_0419.N1	18-DEC-2006 10:40:46	Straylight	43.000	139	9Bet Lep	2.8330	5600.0	86	25098	No
152	GOM_NL__2PRFIN20061218_104438_000000482053_00495_25098_0420.N1	18-DEC-2006 10:44:38	Straylight	47.500	7	19Bet Ori	0.10000	14000.	95	25098	No
153	GOM_NL__2PRFIN20061218_105156_000000442053_00495_25098_0421.N1	18-DEC-2006 10:51:56	Tw_i_and_stray	44.000	13	87Alp Tau	0.86700	3800.0	88	25098	No
154	GOM_NL__2PRFIN20061218_105411_000000352053_00495_25098_0422.N1	18-DEC-2006 10:54:11	Bright	35.000	146	25Eta Tau	2.8730	15200.	70	25098	No
155	GOM_NL__2PRFIN20061218_105619_000000362053_00495_25098_0423.N1	18-DEC-2006 10:56:19	Bright	35.500	150	44Zet Per	2.8900	28000.	71	25098	No
156	GOM_NL__2PRFIN20061218_105835_000000352053_00495_25098_0424.N1	18-DEC-2006 10:58:35	Bright	35.000	149	45Eps Per	2.8880	30000.	70	25098	No
157	GOM_NL__2PRFIN20061218_110048_000000342053_00495_25098_0425.N1	18-DEC-2006 11:00:48	Bright	34.000	175	39Del Per	3.0100	19400.	68	25098	No
158	GOM_NL__2PRFIN20061218_110237_000000362053_00495_25098_0426.N1	18-DEC-2006 11:02:37	Bright	36.000	160	23Gam Per	2.9300	4700.0	72	25098	No
159	GOM_NL__2PRFIN20061218_111229_000000362053_00495_25098_0427.N1	18-DEC-2006 11:12:29	Bright	35.500	49	1Alp UMi	1.9900	6300.0	71	25098	No
160	GOM_NL__2PRFIN20061218_111710_000000372053_00495_25098_0428.N1	18-DEC-2006 11:17:10	Bright	36.500	60	7Bet UMi	2.0810	3950.0	73	25098	No

161	GOM_NL__2PRFIN20061218_112031_000000362053_00495_25098_0429.N1	18-DEC-2006 11:20:31	Bright	35.500	119	14Eta Dra	2.7270	4700.0	71	25098	No
162	GOM_NL__2PRFIN20061218_112747_000000552053_00495_25098_0430.N1	18-DEC-2006 11:27:47	Bright	55.000	180	27Gam Boo	3.0400	8000.0	110	25098	No
163	GOM_NL__2PRFIN20061218_113103_000000362053_00495_25098_0431.N1	18-DEC-2006 11:31:03	Bright	36.000	83		2.3780	11000.	72	25098	No
164	GOM_NL__2PRFIN20061218_113610_000000332053_00495_25098_0432.N1	18-DEC-2006 11:36:10	Bright	33.000	102	24Alp Ser	2.6000	4250.0	66	25098	No
165	GOM_NL__2PRFIN20061218_114309_000000532053_00495_25098_0433.N1	18-DEC-2006 11:43:09	Bright	53.000	122	9Alp2Lib	2.7470	9700.0	106	25098	No
166	GOM_NL__2PRFIN20061218_114937_000000422053_00495_25098_0434.N1	18-DEC-2006 11:49:37	Dark	42.000	54	5The Cen	2.0550	4500.0	84	25098	No
167	GOM_NL__2PRFIN20061218_115140_000000382053_00495_25098_0435.N1	18-DEC-2006 11:51:40	Dark	37.500	78	Alp Lup	2.3040	28000.	75	25098	No
168	GOM_NL__2PRFIN20061218_115535_000000382053_00495_25098_0436.N1	18-DEC-2006 11:55:35	Dark	37.500	10	Bet Cen	0.61000	28000.	75	25098	No
169	GOM_NL__2PRFIN20061218_115708_000000402053_00496_25099_0428.N1	18-DEC-2006 11:57:08	Dark	39.500	20	Bet Cru	1.2530	30000.	79	25099	No
170	GOM_NL__2PRFIN20061218_115818_000000412053_00496_25099_0429.N1	18-DEC-2006 11:58:18	Dark	41.000	12	Alp1Cru	0.77500	30000.	82	25099	No
171	GOM_NL__2PRFIN20061218_120314_000000362053_00496_25099_0430.N1	18-DEC-2006 12:03:14	Dark	36.000	159	Ups Car	2.9200	7200.0	72	25099	No
172	GOM_NL__2PRFIN20061218_120439_000000462053_00496_25099_0431.N1	18-DEC-2006 12:04:39	Dark	46.000	71	lot Car	2.2460	7700.0	92	25099	No
173	GOM_NL__2PRFIN20061218_120631_000000422053_00496_25099_0432.N1	18-DEC-2006 12:06:31	Dark	42.000	41	Eps Car	1.8600	4100.0	84	25099	No
174	GOM_NL__2PRFIN20061218_121119_000000452053_00496_25099_0433.N1	18-DEC-2006 12:11:19	Dark	45.000	2	Alp Car	-0.73600	7000.0	90	25099	No
175	GOM_NL__2PRFIN20061218_121717_000000412053_00496_25099_0434.N1	18-DEC-2006 12:17:17	Straylight	41.000	108	Alp Col	2.6520	15200.	82	25099	No
176	GOM_NL__2PRFIN20061218_122121_000000432053_00496_25099_0435.N1	18-DEC-2006 12:21:21	Straylight	43.000	139	9Bet Lep	2.8330	5600.0	86	25099	No
177	GOM_NL__2PRFIN20061218_122514_000000552053_00496_25099_0436.N1	18-DEC-2006 12:25:14	Straylight	55.000	7	19Bet Ori	0.10000	14000.	110	25099	No
178	GOM_NL__2PRFIN20061218_123231_000000442053_00496_25099_0437.N1	18-DEC-2006 12:32:31	Twi_and_stray	43.500	13	87Alp Tau	0.86700	3800.0	87	25099	No
179	GOM_NL__2PRFIN20061218_123447_000000362053_00496_25099_0438.N1	18-DEC-2006 12:34:47	Bright	35.500	146	25Eta Tau	2.8730	15200.	71	25099	No
180	GOM_NL__2PRFIN20061218_123655_000000352053_00496_25099_0439.N1	18-DEC-2006 12:36:55	Bright	35.000	150	44Zet Per	2.8900	28000.	70	25099	No
181	GOM_NL__2PRFIN20061218_123911_000000342053_00496_25099_0440.N1	18-DEC-2006 12:39:11	Bright	34.000	149	45Eps Per	2.8880	30000.	68	25099	No
182	GOM_NL__2PRFIN20061218_124123_000000352053_00496_25099_0441.N1	18-DEC-2006 12:41:23	Bright	34.500	175	39Del Per	3.0100	19400.	69	25099	No
183	GOM_NL__2PRFIN20061218_124313_000000362053_00496_25099_0442.N1	18-DEC-2006 12:43:13	Bright	35.500	160	23Gam Per	2.9300	4700.0	71	25099	No
184	GOM_NL__2PRFIN20061218_125304_000000362053_00496_25099_0443.N1	18-DEC-2006 12:53:04	Bright	36.000	49	1Alp UMi	1.9900	6300.0	72	25099	No
185	GOM_NL__2PRFIN20061218_125746_000000342053_00496_25099_0444.N1	18-DEC-2006 12:57:46	Bright	33.500	60	7Bet UMi	2.0810	3950.0	67	25099	No
186	GOM_NL__2PRFIN20061218_130107_000000332053_00496_25099_0445.N1	18-DEC-2006 13:01:07	Bright	32.500	119	14Eta Dra	2.7270	4700.0	65	25099	No
187	GOM_NL__2PRFIN20061218_130823_000000402053_00496_25099_0446.N1	18-DEC-2006 13:08:23	Bright	40.000	180	27Gam Boo	3.0400	8000.0	80	25099	No
188	GOM_NL__2PRFIN20061218_131139_000000412053_00496_25099_0447.N1	18-DEC-2006 13:11:39	Bright	40.500	83		2.3780	11000.	81	25099	No
189	GOM_NL__2PRFIN20061218_131646_000000332053_00496_25099_0448.N1	18-DEC-2006 13:16:46	Bright	32.500	102	24Alp Ser	2.6000	4250.0	65	25099	No
190	GOM_NL__2PRFIN20061218_132345_000000372053_00496_25099_0449.N1	18-DEC-2006 13:23:45	Bright	36.500	122	9Alp2Lib	2.7470	9700.0	73	25099	No
191	GOM_NL__2PRFIN20061218_133013_000000432053_00496_25099_0450.N1	18-DEC-2006 13:30:13	Dark	43.000	54	5The Cen	2.0550	4500.0	86	25099	No
192	GOM_NL__2PRFIN20061218_133216_000000372053_00496_25099_0451.N1	18-DEC-2006 13:32:16	Dark	36.500	78	Alp Lup	2.3040	28000.	73	25099	No
193	GOM_NL__2PRFIN20061218_133611_000000422053_00496_25099_0452.N1	18-DEC-2006 13:36:11	Dark	42.000	10	Bet Cen	0.61000	28000.	84	25099	No
194	GOM_NL__2PRFIN20061218_133744_000000382053_00497_25100_0428.N1	18-DEC-2006 13:37:44	Dark	38.000	20	Bet Cru	1.2530	30000.	76	25100	No
195	GOM_NL__2PRFIN20061218_133854_000000412053_00497_25100_0429.N1	18-DEC-2006 13:38:54	Dark	41.000	12	Alp1Cru	0.77500	30000.	82	25100	No
196	GOM_NL__2PRFIN20061218_134351_000000392053_00497_25100_0430.N1	18-DEC-2006 13:43:51	Dark	38.500	159	Ups Car	2.9200	7200.0	77	25100	No
197	GOM_NL__2PRFIN20061218_134516_000000392053_00497_25100_0431.N1	18-DEC-2006 13:45:16	Dark	39.000	71	lot Car	2.2460	7700.0	78	25100	No
198	GOM_NL__2PRFIN20061218_134708_000000432053_00497_25100_0432.N1	18-DEC-2006 13:47:08	Dark	42.500	41	Eps Car	1.8600	4100.0	85	25100	No
199	GOM_NL__2PRFIN20061218_135155_000000502053_00497_25100_0433.N1	18-DEC-2006 13:51:55	Dark	50.000	2	Alp Car	-0.73600	7000.0	100	25100	No
200	GOM_NL__2PRFIN20061218_135754_000000412053_00497_25100_0434.N1	18-DEC-2006 13:57:54	Straylight	40.500	108	Alp Col	2.6520	15200.	81	25100	No
201	GOM_NL__2PRFIN20061218_140157_000000412053_00497_25100_0435.N1	18-DEC-2006 14:01:57	Straylight	41.000	139	9Bet Lep	2.8330	5600.0	82	25100	No
202	GOM_NL__2PRFIN20061218_140550_000000552053_00497_25100_0436.N1	18-DEC-2006 14:05:50	Straylight	55.000	7	19Bet Ori	0.10000	14000.	110	25100	No
203	GOM_NL__2PRFIN20061218_141307_000000492053_00497_25100_0437.N1	18-DEC-2006 14:13:07	Twi_and_stray	48.500	13	87Alp Tau	0.86700	3800.0	97	25100	No
204	GOM_NL__2PRFIN20061218_141523_000000362053_00497_25100_0438.N1	18-DEC-2006 14:15:23	Bright	36.000	146	25Eta Tau	2.8730	15200.	72	25100	No
205	GOM_NL__2PRFIN20061218_141731_000000352053_00497_25100_0439.N1	18-DEC-2006 14:17:31	Bright	35.000	150	44Zet Per	2.8900	28000.	70	25100	No
206	GOM_NL__2PRFIN20061218_141947_000000342053_00497_25100_0440.N1	18-DEC-2006 14:19:47	Bright	34.000	149	45Eps Per	2.8880	30000.	68	25100	No
207	GOM_NL__2PRFIN20061218_142200_000000352053_00497_25100_0441.N1	18-DEC-2006 14:22:00	Bright	34.500	175	39Del Per	3.0100	19400.	69	25100	No
208	GOM_NL__2PRFIN20061218_142349_000000352053_00497_25100_0442.N1	18-DEC-2006 14:23:49	Bright	34.500	160	23Gam Per	2.9300	4700.0	69	25100	No
209	GOM_NL__2PRFIN20061218_143340_000000352053_00497_25100_0443.N1	18-DEC-2006 14:33:40	Bright	35.000	49	1Alp UMi	1.9900	6300.0	70	25100	No
210	GOM_NL__2PRFIN20061218_143822_000000352053_00497_25100_0444.N1	18-DEC-2006 14:38:22	Bright	35.000	60	7Bet UMi	2.0810	3950.0	70	25100	No
211	GOM_NL__2PRFIN20061218_144143_000000372053_00497_25100_0445.N1	18-DEC-2006 14:41:43	Bright	36.500	119	14Eta Dra	2.7270	4700.0	73	25100	No
212	GOM_NL__2PRFIN20061218_144859_000000372053_00497_25100_0446.N1	18-DEC-2006 14:48:59	Bright	36.500	180	27Gam Boo	3.0400	8000.0	73	25100	No
213	GOM_NL__2PRFIN20061218_145215_000000362053_00497_25100_0447.N1	18-DEC-2006 14:52:15	Bright	35.500	83		2.3780	11000.	71	25100	No
214	GOM_NL__2PRFIN20061218_145722_000000332053_00497_25100_0448.N1	18-DEC-2006 14:57:22	Bright	32.500	102	24Alp Ser	2.6000	4250.0	65	25100	No
215	GOM_NL__2PRFIN20061218_150422_000000532053_00497_25100_0449.N1	18-DEC-2006 15:04:22	Bright	53.000	122	9Alp2Lib	2.7470	9700.0	106	25100	No
216	GOM_NL__2PRFIN20061218_151050_000000422053_00497_25100_0450.N1	18-DEC-2006 15:10:50	Dark	41.500	54	5The Cen	2.0550	4500.0	83	25100	No
217	GOM_NL__2PRFIN20061218_151252_000000372053_00497_25100_0451.N1	18-DEC-2006 15:12:52	Dark	37.000	78	Alp Lup	2.3040	28000.	74	25100	No
218	GOM_NL__2PRFIN20061218_151821_000000442053_00498_25101_0428.N1	18-DEC-2006 15:18:21	Dark	44.000	20	Bet Cru	1.2530	30000.	88	25101	No
219	GOM_NL__2PRFIN20061218_151931_000000442053_00498_25101_0429.N1	18-DEC-2006 15:19:31	Dark	43.500	12	Alp1Cru	0.77500	30000.	87	25101	No

220	GOM_NL__2PRFIN20061218_152427_000000382053_00498_25101_0430.N1	18-DEC-2006 15:24:27	Dark	37.500	159	Ups Car	2.9200	7200.0	75	25101	No
221	GOM_NL__2PRFIN20061218_152552_000000392053_00498_25101_0431.N1	18-DEC-2006 15:25:52	Dark	38.500	71	lot Car	2.2460	7700.0	77	25101	No
222	GOM_NL__2PRFIN20061218_152744_000000502053_00498_25101_0432.N1	18-DEC-2006 15:27:44	Dark	49.500	41	Eps Car	1.8600	4100.0	99	25101	No
223	GOM_NL__2PRFIN20061218_153232_000000482053_00498_25101_0433.N1	18-DEC-2006 15:32:32	Dark	48.000	2	Alp Car	-0.73600	7000.0	96	25101	No
224	GOM_NL__2PRFIN20061218_153830_000000402053_00498_25101_0434.N1	18-DEC-2006 15:38:30	Straylight	39.500	108	Alp Col	2.6520	15200.	79	25101	No
225	GOM_NL__2PRFIN20061218_154234_000000432053_00498_25101_0435.N1	18-DEC-2006 15:42:34	Straylight	42.500	139	9Bet Lep	2.8330	5600.0	85	25101	No
226	GOM_NL__2PRFIN20061218_154626_000000552053_00498_25101_0436.N1	18-DEC-2006 15:46:26	Straylight	55.000	7	19Bet Ori	0.10000	14000.	110	25101	No
227	GOM_NL__2PRFIN20061218_155343_000000522053_00498_25101_0437.N1	18-DEC-2006 15:53:43	Tw_i_and_stray	52.000	13	87Alp Tau	0.86700	3800.0	104	25101	No
228	GOM_NL__2PRFIN20061218_155559_000000372053_00498_25101_0438.N1	18-DEC-2006 15:55:59	Bright	36.500	146	25Eta Tau	2.8730	15200.	73	25101	No
229	GOM_NL__2PRFIN20061218_155807_000000362053_00498_25101_0439.N1	18-DEC-2006 15:58:07	Bright	35.500	150	44Zet Per	2.8900	28000.	71	25101	No
230	GOM_NL__2PRFIN20061218_160023_000000352053_00498_25101_0440.N1	18-DEC-2006 16:00:23	Bright	34.500	149	45Eps Per	2.8880	30000.	69	25101	No
231	GOM_NL__2PRFIN20061218_160236_000000342053_00498_25101_0441.N1	18-DEC-2006 16:02:36	Bright	34.000	175	39Del Per	3.0100	19400.	68	25101	No
232	GOM_NL__2PRFIN20061218_160425_000000352053_00498_25101_0442.N1	18-DEC-2006 16:04:25	Bright	35.000	160	23Gam Per	2.9300	4700.0	70	25101	No
233	GOM_NL__2PRFIN20061218_161416_000000352053_00498_25101_0443.N1	18-DEC-2006 16:14:16	Bright	35.000	49	1Alp UMi	1.9900	6300.0	70	25101	No
234	GOM_NL__2PRFIN20061218_161858_000000372053_00498_25101_0444.N1	18-DEC-2006 16:18:58	Bright	37.000	60	7Bet UMi	2.0810	3950.0	74	25101	No
235	GOM_NL__2PRFIN20061218_162219_000000362053_00498_25101_0445.N1	18-DEC-2006 16:22:19	Bright	35.500	119	14Eta Dra	2.7270	4700.0	71	25101	No
236	GOM_NL__2PRFIN20061218_162935_000000372053_00498_25101_0446.N1	18-DEC-2006 16:29:35	Bright	36.500	180	27Gam Boo	3.0400	8000.0	73	25101	No
237	GOM_NL__2PRFIN20061218_163251_000000372053_00498_25101_0447.N1	18-DEC-2006 16:32:51	Bright	37.000	83		2.3780	11000.	74	25101	No
238	GOM_NL__2PRFIN20061218_163758_000000332053_00498_25101_0448.N1	18-DEC-2006 16:37:58	Bright	32.500	102	24Alp Ser	2.6000	4250.0	65	25101	No
239	GOM_NL__2PRFIN20061218_164458_000000422053_00498_25101_0449.N1	18-DEC-2006 16:44:58	Bright	42.000	122	9Alp2Lib	2.7470	9700.0	84	25101	No
240	GOM_NL__2PRFIN20061218_165126_000000442053_00498_25101_0450.N1	18-DEC-2006 16:51:26	Dark	44.000	54	5The Cen	2.0550	4500.0	88	25101	No
241	GOM_NL__2PRFIN20061218_165328_000000392053_00498_25101_0451.N1	18-DEC-2006 16:53:28	Dark	39.000	78	Alp Lup	2.3040	28000.	78	25101	No
242	GOM_NL__2PRFIN20061218_170007_000000472053_00499_25102_0428.N1	18-DEC-2006 17:00:07	Dark	47.000	12	Alp1Cru	0.77500	30000.	94	25102	No
243	GOM_NL__2PRFIN20061218_170504_000000362053_00499_25102_0429.N1	18-DEC-2006 17:05:04	Dark	36.000	159	Ups Car	2.9200	7200.0	72	25102	No
244	GOM_NL__2PRFIN20061218_170629_000000412053_00499_25102_0430.N1	18-DEC-2006 17:06:29	Dark	41.000	71	lot Car	2.2460	7700.0	82	25102	No
245	GOM_NL__2PRFIN20061218_170821_000000442053_00499_25102_0431.N1	18-DEC-2006 17:08:21	Dark	44.000	41	Eps Car	1.8600	4100.0	88	25102	No
246	GOM_NL__2PRFIN20061218_171308_000000512053_00499_25102_0432.N1	18-DEC-2006 17:13:08	Dark	51.000	2	Alp Car	-0.73600	7000.0	102	25102	No
247	GOM_NL__2PRFIN20061218_171906_000000402053_00499_25102_0433.N1	18-DEC-2006 17:19:06	Straylight	40.000	108	Alp Col	2.6520	15200.	80	25102	No
248	GOM_NL__2PRFIN20061218_172310_000000452053_00499_25102_0434.N1	18-DEC-2006 17:23:10	Straylight	44.500	139	9Bet Lep	2.8330	5600.0	89	25102	No
249	GOM_NL__2PRFIN20061218_172702_000000492053_00499_25102_0435.N1	18-DEC-2006 17:27:02	Straylight	49.000	7	19Bet Ori	0.10000	14000.	98	25102	No
250	GOM_NL__2PRFIN20061218_173419_000000532053_00499_25102_0436.N1	18-DEC-2006 17:34:19	Tw_i_and_stray	53.000	13	87Alp Tau	0.86700	3800.0	106	25102	No
251	GOM_NL__2PRFIN20061218_173635_000000362053_00499_25102_0437.N1	18-DEC-2006 17:36:35	Bright	36.000	146	25Eta Tau	2.8730	15200.	72	25102	No
252	GOM_NL__2PRFIN20061218_173843_000000352053_00499_25102_0438.N1	18-DEC-2006 17:38:43	Bright	35.000	150	44Zet Per	2.8900	28000.	70	25102	No
253	GOM_NL__2PRFIN20061218_174059_000000362053_00499_25102_0439.N1	18-DEC-2006 17:40:59	Bright	35.500	149	45Eps Per	2.8880	30000.	71	25102	No
254	GOM_NL__2PRFIN20061218_174312_000000342053_00499_25102_0440.N1	18-DEC-2006 17:43:12	Bright	34.000	175	39Del Per	3.0100	19400.	68	25102	No
255	GOM_NL__2PRFIN20061218_174501_000000352053_00499_25102_0441.N1	18-DEC-2006 17:45:01	Bright	35.000	160	23Gam Per	2.9300	4700.0	70	25102	No
256	GOM_NL__2PRFIN20061218_175452_000000362053_00499_25102_0442.N1	18-DEC-2006 17:54:52	Bright	36.000	49	1Alp UMi	1.9900	6300.0	72	25102	No
257	GOM_NL__2PRFIN20061218_175934_000000532053_00499_25102_0443.N1	18-DEC-2006 17:59:34	Bright	53.000	60	7Bet UMi	2.0810	3950.0	106	25102	No
258	GOM_NL__2PRFIN20061218_180255_000000352053_00499_25102_0444.N1	18-DEC-2006 18:02:55	Bright	35.000	119	14Eta Dra	2.7270	4700.0	70	25102	No
259	GOM_NL__2PRFIN20061218_181011_000000372053_00499_25102_0445.N1	18-DEC-2006 18:10:11	Bright	37.000	180	27Gam Boo	3.0400	8000.0	74	25102	No
260	GOM_NL__2PRFIN20061218_181327_000000472053_00499_25102_0446.N1	18-DEC-2006 18:13:27	Bright	47.000	83		2.3780	11000.	94	25102	No
261	GOM_NL__2PRFIN20061218_181835_000000332053_00499_25102_0447.N1	18-DEC-2006 18:18:35	Bright	33.000	102	24Alp Ser	2.6000	4250.0	66	25102	No
262	GOM_NL__2PRFIN20061218_182535_000000362053_00499_25102_0448.N1	18-DEC-2006 18:25:35	Bright	36.000	122	9Alp2Lib	2.7470	9700.0	72	25102	No
263	GOM_NL__2PRFIN20061218_183203_000000462053_00499_25102_0449.N1	18-DEC-2006 18:32:03	Dark	45.500	54	5The Cen	2.0550	4500.0	91	25102	No
264	GOM_NL__2PRFIN20061218_183405_000000392053_00499_25102_0450.N1	18-DEC-2006 18:34:05	Dark	39.000	78	Alp Lup	2.3040	28000.	78	25102	No
265	GOM_NL__2PRFIN20061218_183800_000000392053_00499_25102_0451.N1	18-DEC-2006 18:38:00	Dark	39.000	10	Bet Cen	0.61000	28000.	78	25102	No
266	GOM_NL__2PRFIN20061218_184043_000000432053_00500_25103_0428.N1	18-DEC-2006 18:40:43	Dark	42.500	12	Alp1Cru	0.77500	30000.	85	25103	No
267	GOM_NL__2PRFIN20061218_184540_000000382053_00500_25103_0429.N1	18-DEC-2006 18:45:40	Dark	38.000	159	Ups Car	2.9200	7200.0	76	25103	No
268	GOM_NL__2PRFIN20061218_184705_000000402053_00500_25103_0430.N1	18-DEC-2006 18:47:05	Dark	40.000	71	lot Car	2.2460	7700.0	80	25103	No
269	GOM_NL__2PRFIN20061218_184857_000000512053_00500_25103_0431.N1	18-DEC-2006 18:48:57	Dark	51.000	41	Eps Car	1.8600	4100.0	102	25103	No
270	GOM_NL__2PRFIN20061218_185344_000000482053_00500_25103_0432.N1	18-DEC-2006 18:53:44	Dark	48.000	2	Alp Car	-0.73600	7000.0	96	25103	No
271	GOM_NL__2PRFIN20061218_185942_000000412053_00500_25103_0433.N1	18-DEC-2006 18:59:42	Straylight	41.000	108	Alp Col	2.6520	15200.	82	25103	No
272	GOM_NL__2PRFIN20061218_190346_000000442053_00500_25103_0434.N1	18-DEC-2006 19:03:46	Straylight	44.000	139	9Bet Lep	2.8330	5600.0	88	25103	No
273	GOM_NL__2PRFIN20061218_190738_000000502053_00500_25103_0435.N1	18-DEC-2006 19:07:38	Straylight	49.500	7	19Bet Ori	0.10000	14000.	99	25103	No
274	GOM_NL__2PRFIN20061218_191455_000000492053_00500_25103_0436.N1	18-DEC-2006 19:14:55	Tw_i_and_stray	48.500	13	87Alp Tau	0.86700	3800.0	97	25103	No
275	GOM_NL__2PRFIN20061218_191711_000000362053_00500_25103_0437.N1	18-DEC-2006 19:17:11	Bright	35.500	146	25Eta Tau	2.8730	15200.	71	25103	No
276	GOM_NL__2PRFIN20061218_191919_000000342053_00500_25103_0438.N1	18-DEC-2006 19:19:19	Bright	34.000	150	44Zet Per	2.8900	28000.	68	25103	No
277	GOM_NL__2PRFIN20061218_192135_000000352053_00500_25103_0439.N1	18-DEC-2006 19:21:35	Bright	34.500	149	45Eps Per	2.8880	30000.	69	25103	No
278	GOM_NL__2PRFIN20061218_192348_000000352053_00500_25103_0440.N1	18-DEC-2006 19:23:48	Bright	34.500	175	39Del Per	3.0100	19400.	69	25103	No

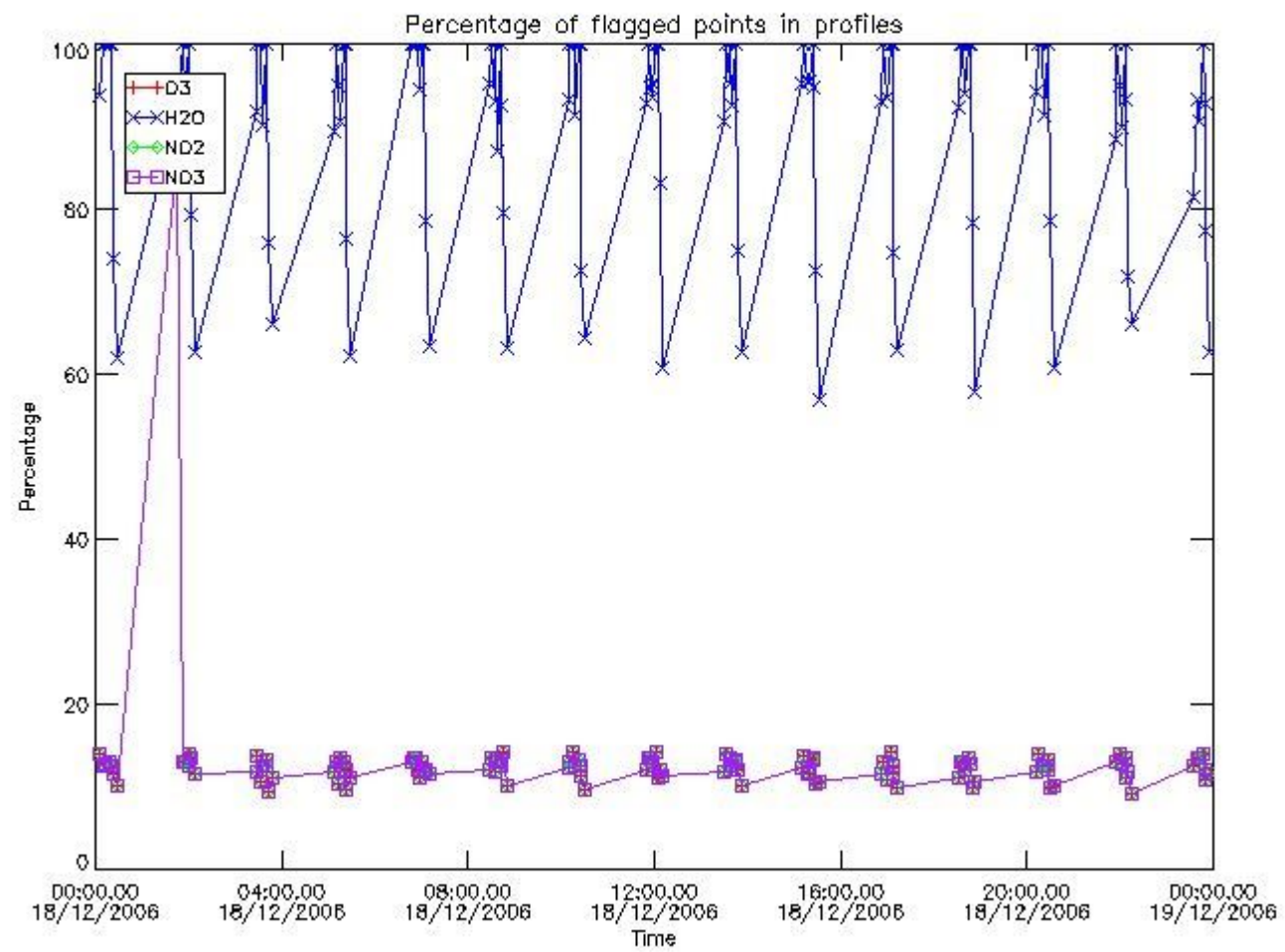
279	GOM_NL__2PRFIN20061218_192537_000000342053_00500_25103_0441.N1	18-DEC-2006 19:25:37	Bright	34.000	160	23Gam Per	2.9300	4700.0	68	25103	No
280	GOM_NL__2PRFIN20061218_193528_000000372053_00500_25103_0442.N1	18-DEC-2006 19:35:28	Bright	37.000	49	1Alp UMi	1.9900	6300.0	74	25103	No
281	GOM_NL__2PRFIN20061218_194010_000000332053_00500_25103_0443.N1	18-DEC-2006 19:40:10	Bright	33.000	60	7Bet UMi	2.0810	3950.0	66	25103	No
282	GOM_NL__2PRFIN20061218_194331_000000522053_00500_25103_0444.N1	18-DEC-2006 19:43:31	Bright	52.000	119	14Eta Dra	2.7270	4700.0	104	25103	No
283	GOM_NL__2PRFIN20061218_195047_000000522053_00500_25103_0445.N1	18-DEC-2006 19:50:47	Bright	51.500	180	27Gam Boo	3.0400	8000.0	103	25103	No
284	GOM_NL__2PRFIN20061218_195403_000000382053_00500_25103_0446.N1	18-DEC-2006 19:54:03	Bright	37.500	83		2.3780	11000.	75	25103	No
285	GOM_NL__2PRFIN20061218_195911_000000332053_00500_25103_0447.N1	18-DEC-2006 19:59:11	Bright	33.000	102	24Alp Ser	2.6000	4250.0	66	25103	No
286	GOM_NL__2PRFIN20061218_200611_000000532053_00500_25103_0448.N1	18-DEC-2006 20:06:11	Bright	53.000	122	9Alp2Lib	2.7470	9700.0	106	25103	No
287	GOM_NL__2PRFIN20061218_201239_000000442053_00500_25103_0449.N1	18-DEC-2006 20:12:39	Dark	43.500	54	5The Cen	2.0550	4500.0	87	25103	No
288	GOM_NL__2PRFIN20061218_201441_000000372053_00500_25103_0450.N1	18-DEC-2006 20:14:41	Dark	36.500	78	Alp Lup	2.3040	28000.	73	25103	No
289	GOM_NL__2PRFIN20061218_201836_000000412053_00500_25103_0451.N1	18-DEC-2006 20:18:36	Dark	40.500	10	Bet Cen	0.61000	28000.	81	25103	No
290	GOM_NL__2PRFIN20061218_202120_000000412053_00501_25104_0428.N1	18-DEC-2006 20:21:20	Dark	40.500	12	Alp1Cru	0.77500	30000.	81	25104	No
291	GOM_NL__2PRFIN20061218_202617_000000392053_00501_25104_0429.N1	18-DEC-2006 20:26:17	Dark	38.500	159	Ups Car	2.9200	7200.0	77	25104	No
292	GOM_NL__2PRFIN20061218_202742_000000422053_00501_25104_0430.N1	18-DEC-2006 20:27:42	Dark	42.000	71	lot Car	2.2460	7700.0	84	25104	No
293	GOM_NL__2PRFIN20061218_202934_000000522053_00501_25104_0431.N1	18-DEC-2006 20:29:34	Dark	52.000	41	Eps Car	1.8600	4100.0	104	25104	No
294	GOM_NL__2PRFIN20061218_203421_000000502053_00501_25104_0432.N1	18-DEC-2006 20:34:21	Dark	50.000	2	Alp Car	-0.73600	7000.0	100	25104	No
295	GOM_NL__2PRFIN20061218_204018_000000422053_00501_25104_0433.N1	18-DEC-2006 20:40:18	Straylight	41.500	108	Alp Col	2.6520	15200.	83	25104	No
296	GOM_NL__2PRFIN20061218_204513_000000292053_00501_25104_0434.N1	18-DEC-2006 20:45:13	Straylight	29.000	101	11Alp Lep	2.5820	7000.0	58	25104	No
297	GOM_NL__2PRFIN20061218_204814_000000482053_00501_25104_0435.N1	18-DEC-2006 20:48:14	Straylight	47.500	7	19Bet Ori	0.10000	14000.	95	25104	No
298	GOM_NL__2PRFIN20061218_205531_000000492053_00501_25104_0436.N1	18-DEC-2006 20:55:31	Tw_i_and_stray	49.000	13	87Alp Tau	0.86700	3800.0	98	25104	No
299	GOM_NL__2PRFIN20061218_205747_000000362053_00501_25104_0437.N1	18-DEC-2006 20:57:47	Bright	35.500	146	25Eta Tau	2.8730	15200.	71	25104	No
300	GOM_NL__2PRFIN20061218_205955_000000342053_00501_25104_0438.N1	18-DEC-2006 20:59:55	Bright	34.000	150	44Zet Per	2.8900	28000.	68	25104	No
301	GOM_NL__2PRFIN20061218_210211_000000352053_00501_25104_0439.N1	18-DEC-2006 21:02:11	Bright	34.500	149	45Eps Per	2.8880	30000.	69	25104	No
302	GOM_NL__2PRFIN20061218_210424_000000342053_00501_25104_0440.N1	18-DEC-2006 21:04:24	Bright	34.000	175	39Del Per	3.0100	19400.	68	25104	No
303	GOM_NL__2PRFIN20061218_210613_000000342053_00501_25104_0441.N1	18-DEC-2006 21:06:13	Bright	34.000	160	23Gam Per	2.9300	4700.0	68	25104	No
304	GOM_NL__2PRFIN20061218_211604_000000372053_00501_25104_0442.N1	18-DEC-2006 21:16:04	Bright	36.500	49	1Alp UMi	1.9900	6300.0	73	25104	No
305	GOM_NL__2PRFIN20061218_212045_000000342053_00501_25104_0443.N1	18-DEC-2006 21:20:45	Bright	33.500	60	7Bet UMi	2.0810	3950.0	67	25104	No
306	GOM_NL__2PRFIN20061218_212407_000000372053_00501_25104_0444.N1	18-DEC-2006 21:24:07	Bright	36.500	119	14Eta Dra	2.7270	4700.0	73	25104	No
307	GOM_NL__2PRFIN20061218_213124_000000562053_00501_25104_0445.N1	18-DEC-2006 21:31:24	Bright	56.000	180	27Gam Boo	3.0400	8000.0	112	25104	No
308	GOM_NL__2PRFIN20061218_213439_000000372053_00501_25104_0446.N1	18-DEC-2006 21:34:39	Bright	36.500	83		2.3780	11000.	73	25104	No
309	GOM_NL__2PRFIN20061218_213947_000000332053_00501_25104_0447.N1	18-DEC-2006 21:39:47	Bright	33.000	102	24Alp Ser	2.6000	4250.0	66	25104	No
310	GOM_NL__2PRFIN20061218_214647_000000362053_00501_25104_0448.N1	18-DEC-2006 21:46:47	Bright	36.000	122	9Alp2Lib	2.7470	9700.0	72	25104	No
311	GOM_NL__2PRFIN20061218_215315_000000402053_00501_25104_0449.N1	18-DEC-2006 21:53:15	Dark	39.500	54	5The Cen	2.0550	4500.0	79	25104	No
312	GOM_NL__2PRFIN20061218_215517_000000392053_00501_25104_0450.N1	18-DEC-2006 21:55:17	Dark	39.000	78	Alp Lup	2.3040	28000.	78	25104	No
313	GOM_NL__2PRFIN20061218_215912_000000402053_00501_25104_0451.N1	18-DEC-2006 21:59:12	Dark	40.000	10	Bet Cen	0.61000	28000.	80	25104	No
314	GOM_NL__2PRFIN20061218_220156_000000402054_00001_25105_0428.N1	18-DEC-2006 22:01:56	Dark	40.000	12	Alp1Cru	0.77500	30000.	80	25105	No
315	GOM_NL__2PRFIN20061218_220653_000000382054_00001_25105_0429.N1	18-DEC-2006 22:06:53	Dark	37.500	159	Ups Car	2.9200	7200.0	75	25105	No
316	GOM_NL__2PRFIN20061218_220818_000000462054_00001_25105_0430.N1	18-DEC-2006 22:08:18	Dark	45.500	71	lot Car	2.2460	7700.0	91	25105	No
317	GOM_NL__2PRFIN20061218_221010_000000432054_00001_25105_0431.N1	18-DEC-2006 22:10:10	Dark	42.500	41	Eps Car	1.8600	4100.0	85	25105	No
318	GOM_NL__2PRFIN20061218_221457_000000552054_00001_25105_0432.N1	18-DEC-2006 22:14:57	Dark	55.000	2	Alp Car	-0.73600	7000.0	110	25105	No
319	GOM_NL__2PRFIN20061218_222055_000000422054_00001_25105_0433.N1	18-DEC-2006 22:20:55	Straylight	42.000	108	Alp Col	2.6520	15200.	84	25105	No
320	GOM_NL__2PRFIN20061218_222549_000000292054_00001_25105_0434.N1	18-DEC-2006 22:25:49	Straylight	29.000	101	11Alp Lep	2.5820	7000.0	58	25105	No
321	GOM_NL__2PRFIN20061218_222850_000000452054_00001_25105_0435.N1	18-DEC-2006 22:28:50	Straylight	45.000	7	19Bet Ori	0.10000	14000.	90	25105	No
322	GOM_NL__2PRFIN20061218_223607_000000532054_00001_25105_0436.N1	18-DEC-2006 22:36:07	Tw_i_and_stray	53.000	13	87Alp Tau	0.86700	3800.0	106	25105	No
323	GOM_NL__2PRFIN20061218_223823_000000362054_00001_25105_0437.N1	18-DEC-2006 22:38:23	Bright	35.500	146	25Eta Tau	2.8730	15200.	71	25105	No
324	GOM_NL__2PRFIN20061218_224031_000000362054_00001_25105_0438.N1	18-DEC-2006 22:40:31	Bright	35.500	150	44Zet Per	2.8900	28000.	71	25105	No
325	GOM_NL__2PRFIN20061218_224247_000000342054_00001_25105_0439.N1	18-DEC-2006 22:42:47	Bright	34.000	149	45Eps Per	2.8880	30000.	68	25105	No
326	GOM_NL__2PRFIN20061218_224459_000000342054_00001_25105_0440.N1	18-DEC-2006 22:44:59	Bright	34.000	175	39Del Per	3.0100	19400.	68	25105	No
327	GOM_NL__2PRFIN20061218_224649_000000342054_00001_25105_0441.N1	18-DEC-2006 22:46:49	Bright	34.000	160	23Gam Per	2.9300	4700.0	68	25105	No
328	GOM_NL__2PRFIN20061218_225640_000000342054_00001_25105_0442.N1	18-DEC-2006 22:56:40	Bright	34.000	49	1Alp UMi	1.9900	6300.0	68	25105	No
329	GOM_NL__2PRFIN20061218_230121_000000372054_00001_25105_0443.N1	18-DEC-2006 23:01:21	Bright	36.500	60	7Bet UMi	2.0810	3950.0	73	25105	No
330	GOM_NL__2PRFIN20061218_230443_000000362054_00001_25105_0444.N1	18-DEC-2006 23:04:43	Bright	36.000	119	14Eta Dra	2.7270	4700.0	72	25105	No
331	GOM_NL__2PRFIN20061218_231159_000000372054_00001_25105_0445.N1	18-DEC-2006 23:11:59	Bright	36.500	180	27Gam Boo	3.0400	8000.0	73	25105	No
332	GOM_NL__2PRFIN20061218_231515_000000362054_00001_25105_0446.N1	18-DEC-2006 23:15:15	Bright	35.500	83		2.3780	11000.	71	25105	No
333	GOM_NL__2PRFIN20061218_232023_000000332054_00001_25105_0447.N1	18-DEC-2006 23:20:23	Bright	32.500	102	24Alp Ser	2.6000	4250.0	65	25105	No
334	GOM_NL__2PRFIN20061218_232723_000000532054_00001_25105_0448.N1	18-DEC-2006 23:27:23	Bright	53.000	122	9Alp2Lib	2.7470	9700.0	106	25105	No
335	GOM_NL__2PRFIN20061218_233352_000000412054_00001_25105_0449.N1	18-DEC-2006 23:33:52	Dark	41.000	54	5The Cen	2.0550	4500.0	82	25105	No
336	GOM_NL__2PRFIN20061218_233949_000000382054_00001_25105_0450.N1	18-DEC-2006 23:39:49	Dark	38.000	10	Bet Cen	0.61000	28000.	76	25105	No
337	GOM_NL__2PRFIN20061218_234232_000000382054_00002_25106_0428.N1	18-DEC-2006 23:42:32	Dark	37.500	12	Alp1Cru	0.77500	30000.	75	25106	No

338	GOM_NL__2PRFIN20061218_234729_000000372054_00002_25106_0429.N1	18-DEC-2006 23:47:29	Dark	36.500	159	Ups Car	2.9200	7200.0	73	25106	No
339	GOM_NL__2PRFIN20061218_234855_000000422054_00002_25106_0430.N1	18-DEC-2006 23:48:55	Dark	42.000	71	lot Car	2.2460	7700.0	84	25106	No
340	GOM_NL__2PRFIN20061218_235047_000000472054_00002_25106_0431.N1	18-DEC-2006 23:50:47	Dark	47.000	41	Eps Car	1.8600	4100.0	94	25106	No
341	GOM_NL__2PRFIN20061218_235533_000000452054_00002_25106_0432.N1	18-DEC-2006 23:55:33	Dark	44.500	2	Alp Car	-0.73600	7000.0	89	25106	No

3. Quality information per product


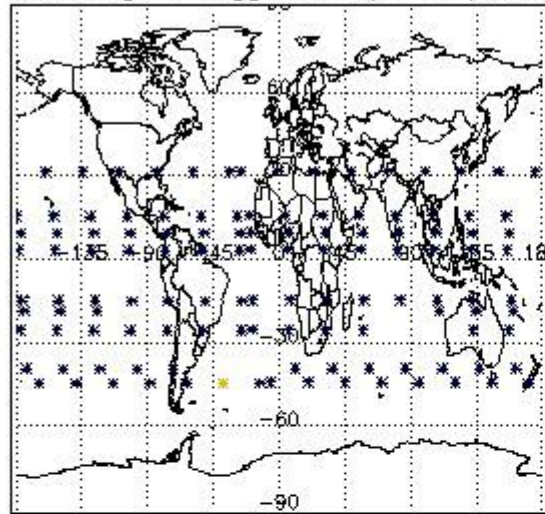
In this section it is plotted some information contained in the Quality Summary data set of the level 2 products. Only products in dark limb conditions and without errors (error flag in the MPH set to "0") are used.

3.1 Plot quality information per product (time dependant)

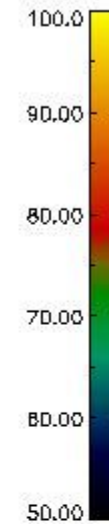
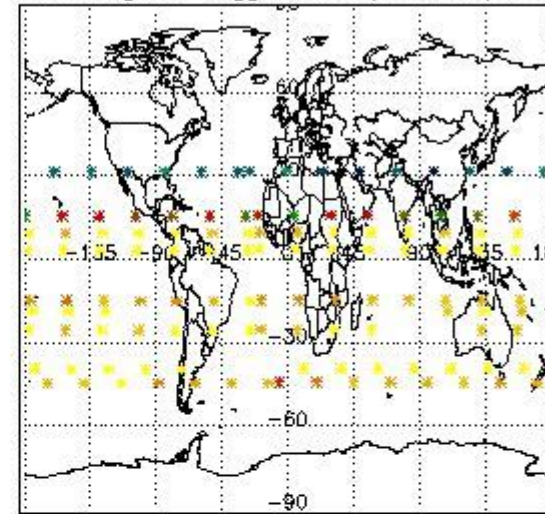


3.2 Plot quality information per product (world map)


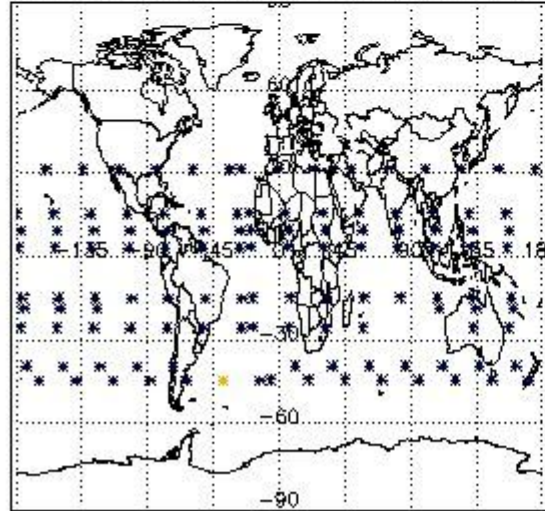
Percentage of flagged data per O3 profile



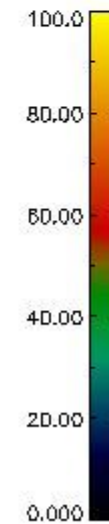
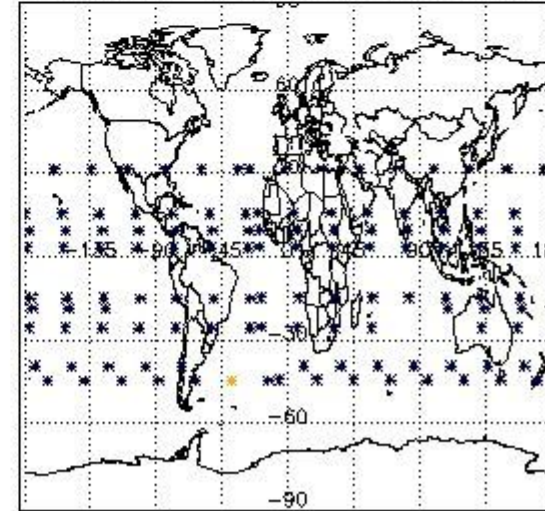
Percentage of flagged data per H2O profile



Percentage of flagged data per NO2 profile



Percentage of flagged data per NO3 profile

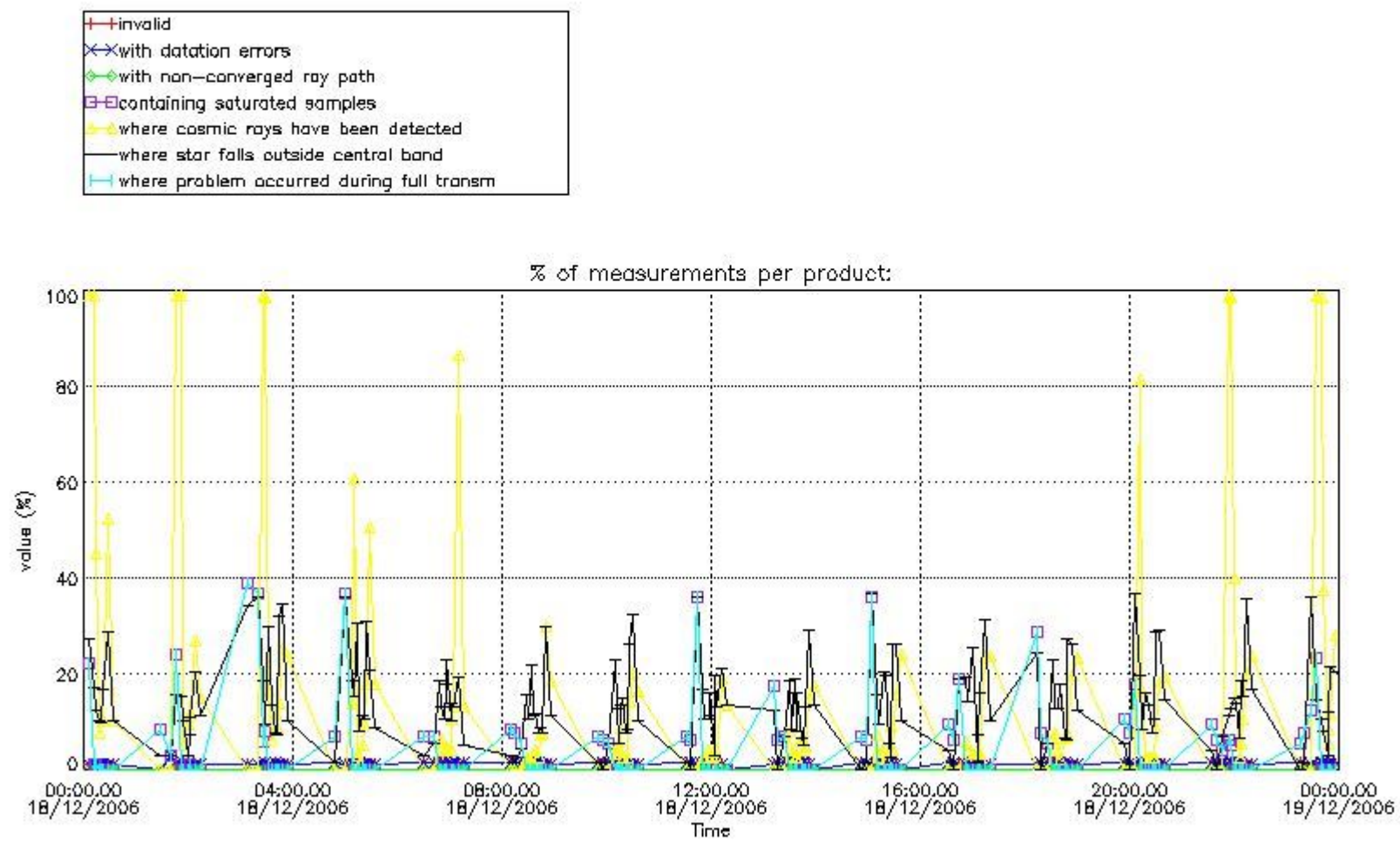


4. Level 1 quality information per product

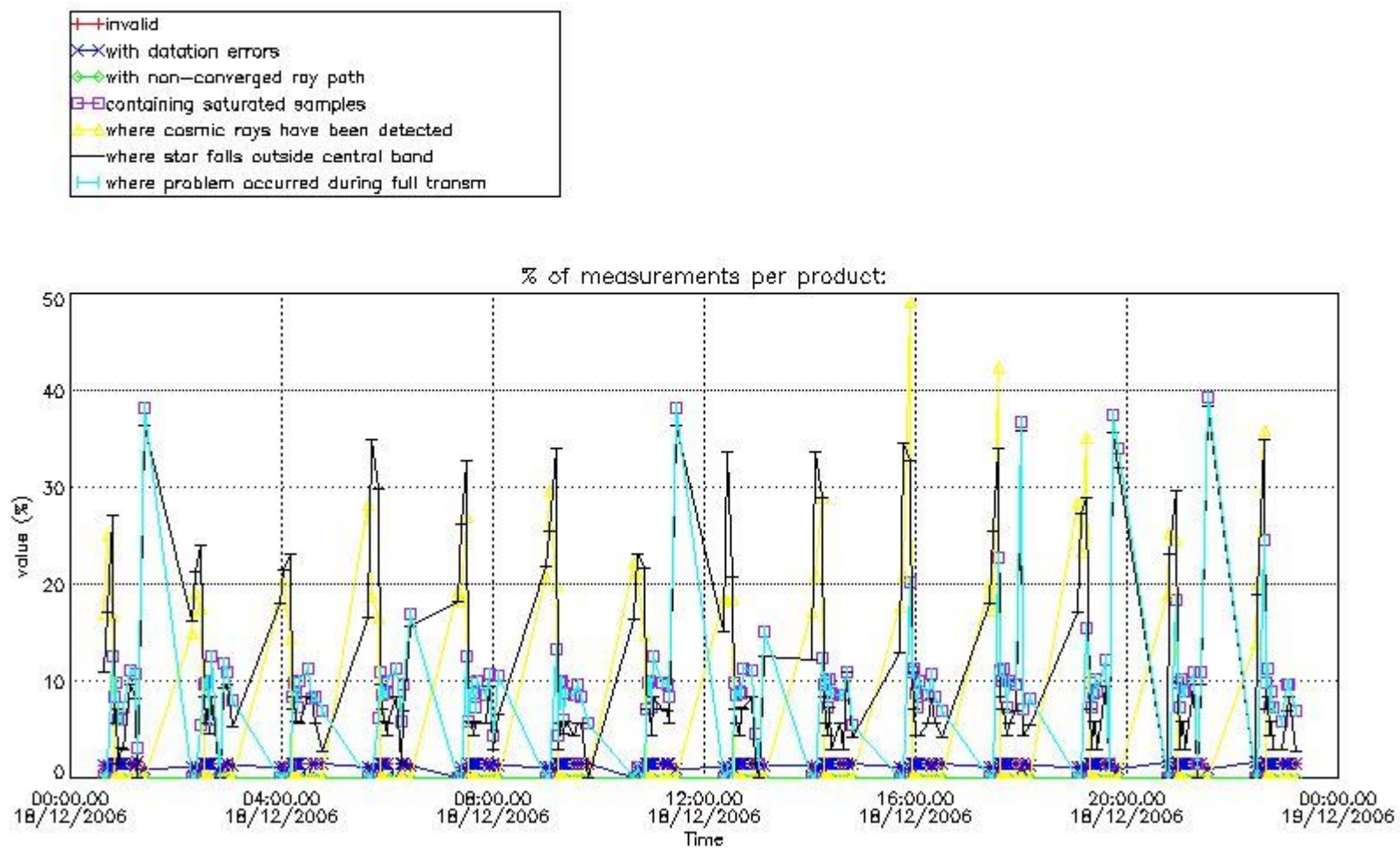
In this section it is plotted some information contained in the Quality Summary data set of the level 2 products that comes from the level 1b processing. Products without errors (error flag in the MPH set to "0") are used.

4.1 Plot quality information per product (time dependant) coming from level 1b processing

4.1.1 Plot level 1 quality information per product (time dependant): ENVISAT ASCENDING passes



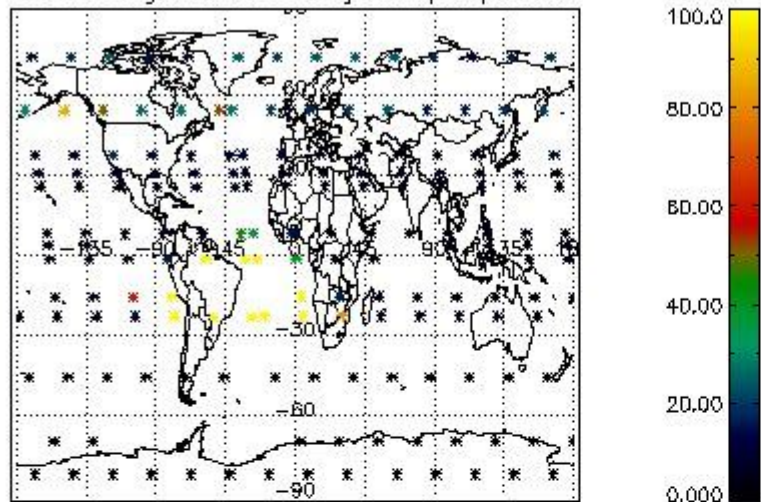
4.1.2 Plot level 1 quality information per product (time dependant): ENVI SAT DESCENDING passes



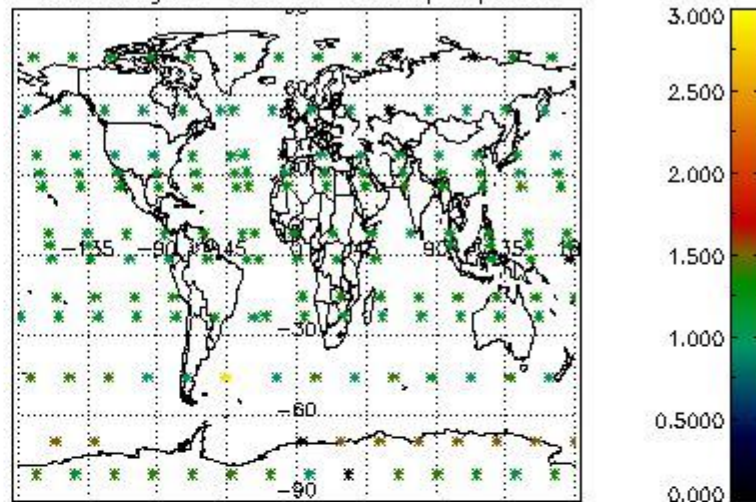
4.2 Plot quality information per product coming from level 1b processing (world map)

4.2.1 Plot level 1 quality information per product (world map): ENVISAT ASCENDING passes

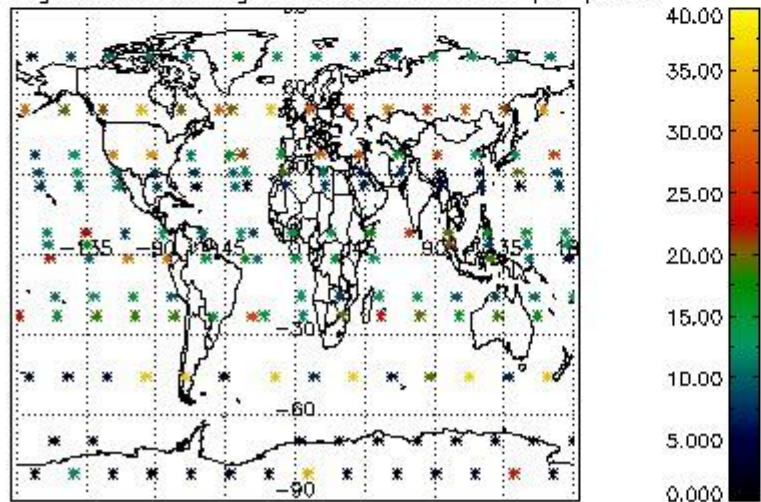
Percentage of cosmic ray hits per profile



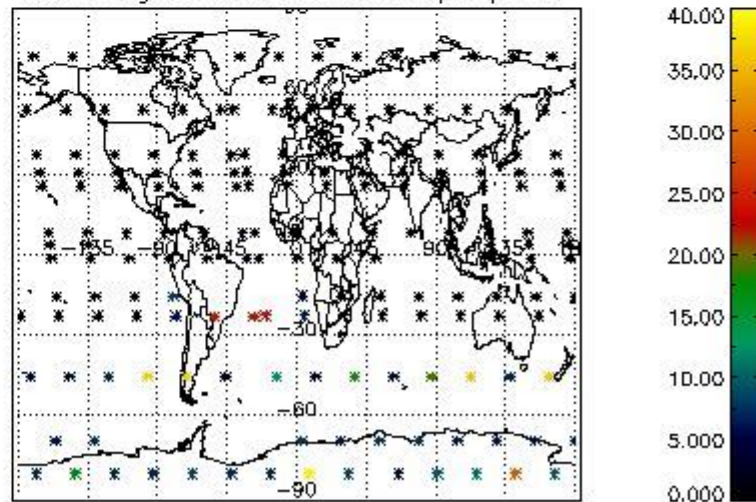
Percentage of datation errors per profile



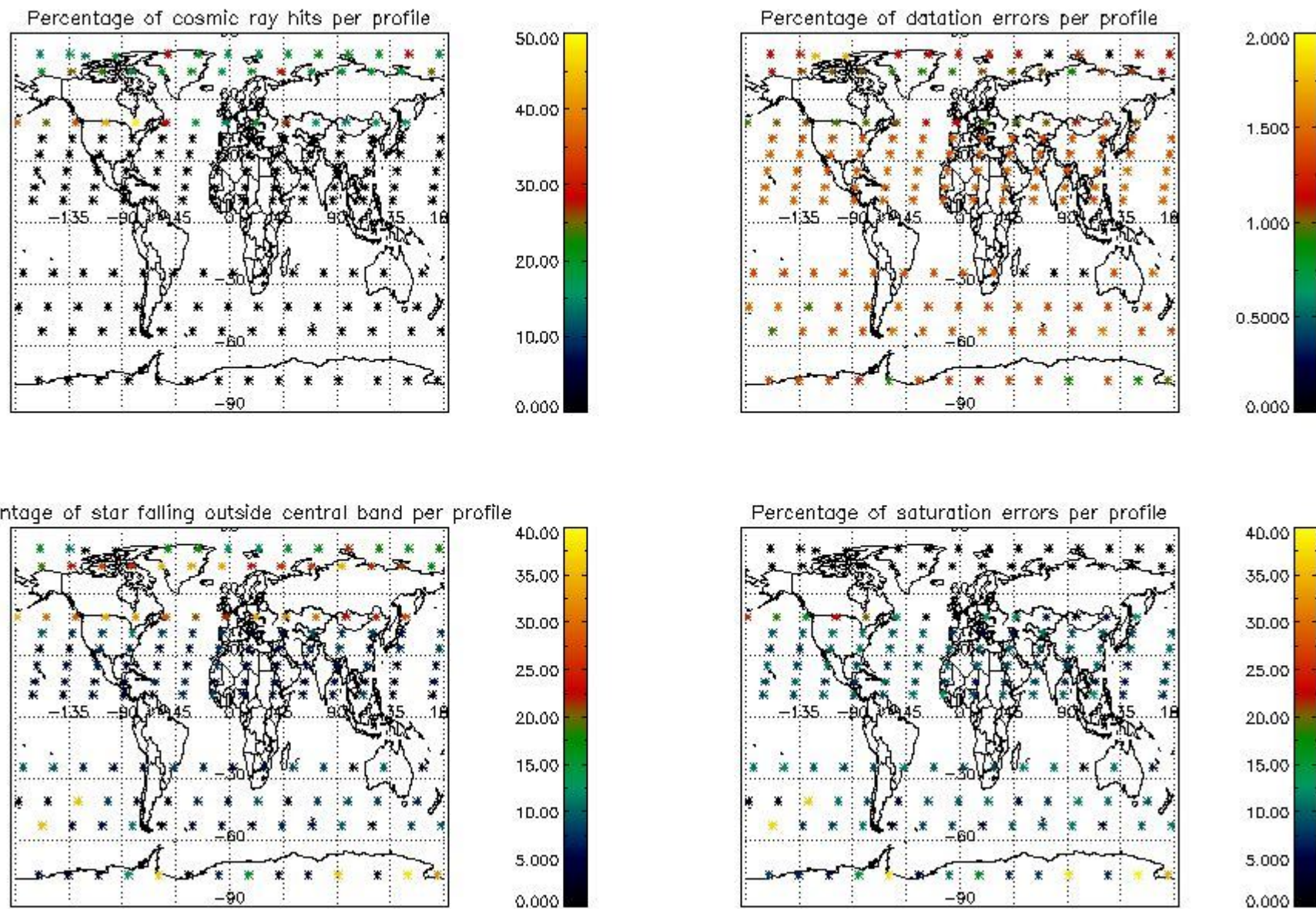
Percentage of star falling outside central band per profile



Percentage of saturation errors per profile



4.2.2 Plot level 1 quality information per product (world map): ENVISAT DESCENDING passes



5. Trace gas profiles

5.1 Ozone statistics based on quality of products

The final quality of the products can be "measured" using the STD (Standard Deviation) attached to every point profile. This information is written to the parameter GOM_NL__2P/NL_LOCAL_SPECIES_DENSITY/o3_std of the level 2 products. The table below shows the statistics for given STD ranges.

The statistics are given with respect to the overall valid production:

- Products without fatal errors: GOM_NL__2P/MPH/PRODUCT_ERR=0
- Valid point profile: GOM_NL__2P/NL_LOCAL_SPECIES_DENSITY/pcd(0)=0

The 'Criteria' is applied to valid points of dark limb products:

- Products in dark limb illumination condition: GOM_NL__2P/NL_SUMMARY_QUALITY/obs_ill_cond=0
- Products without fatal errors: GOM_NL__2P/MPH/PRODUCT_ERR=0
- Valid point profile: GOM_NL__2P/NL_LOCAL_SPECIES_DENSITY/pcd(0)=0

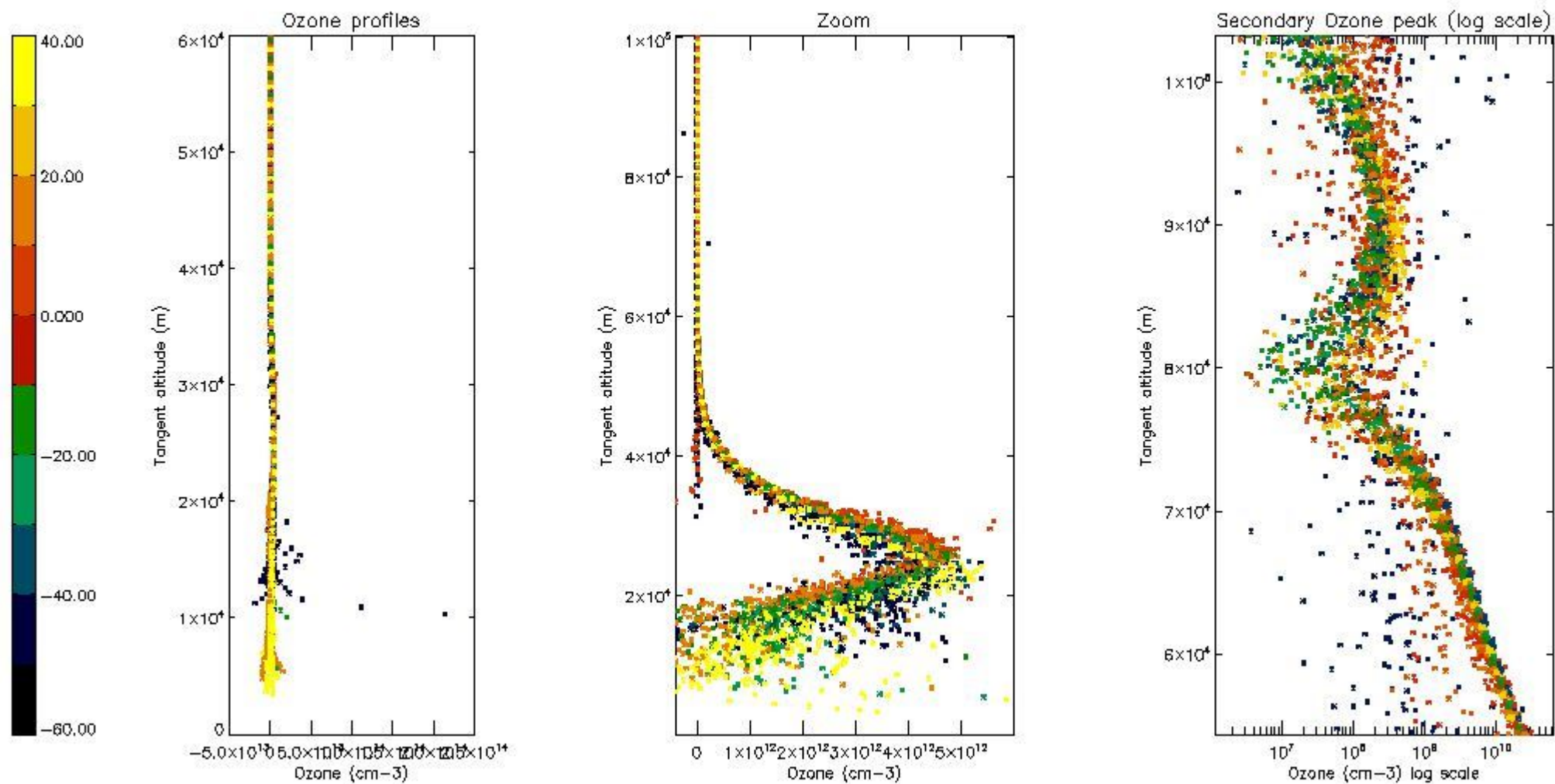
So, the table below shows the percentage of dark limb and valid observations for each criteria with respect to the overall valid daily observations.

Criteria	% of total production
All STD	38
STD < 20	22

STD < 10	17
STD < 5	10

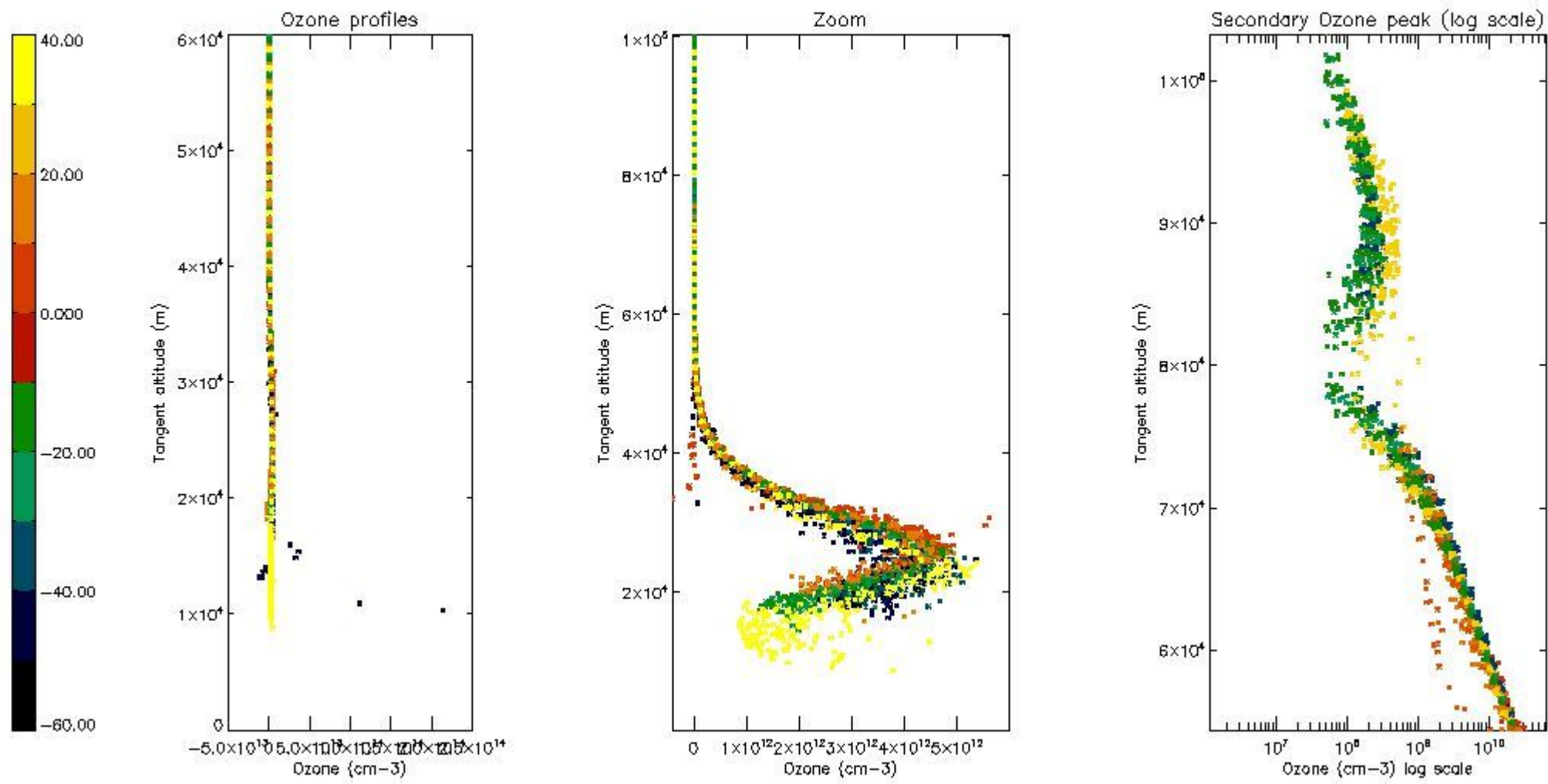
5.2 Plot ozone profiles for all STD (dark without errors)

The colorbar represents the latitude.



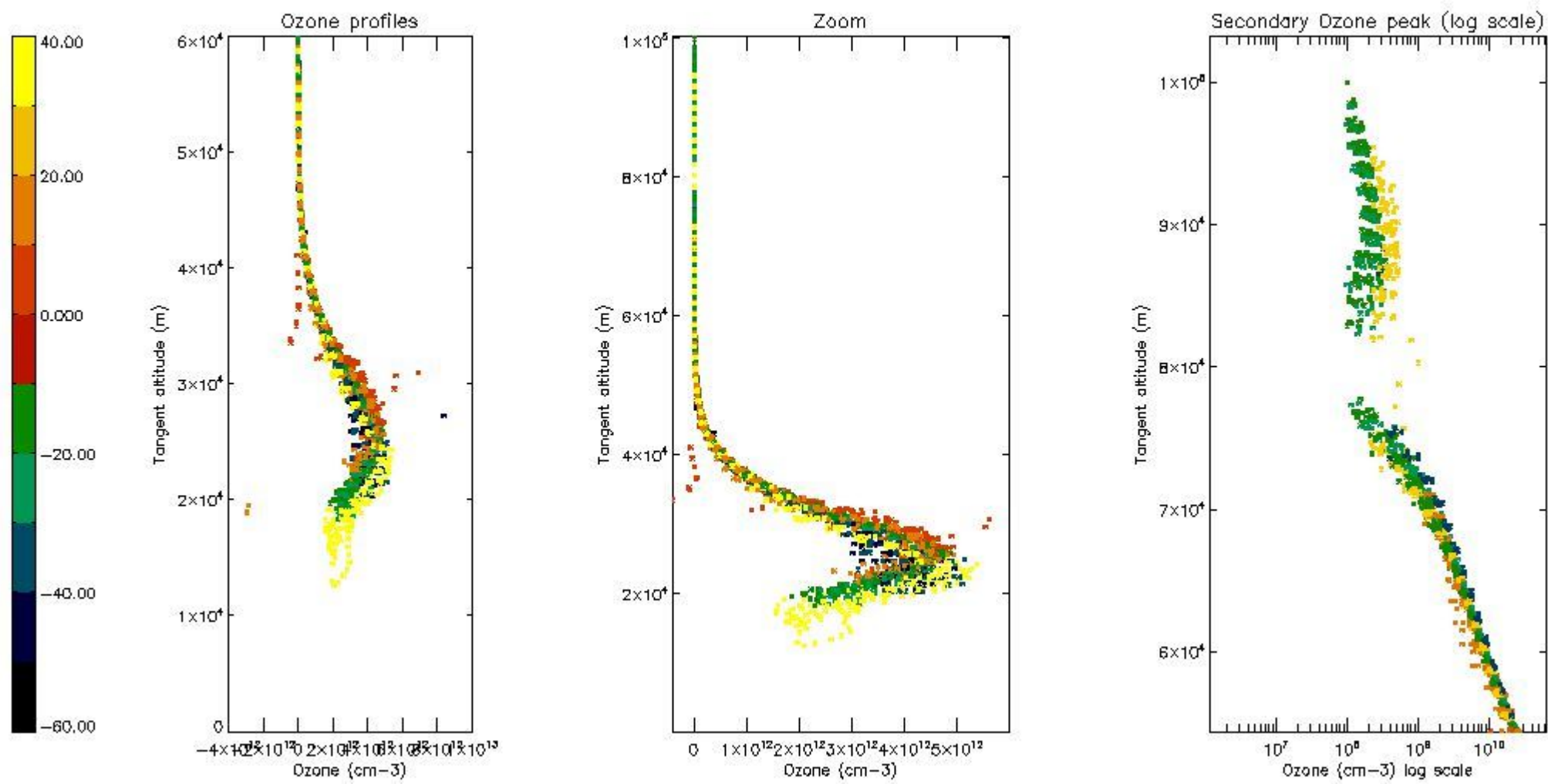
5.3 Plot ozone profiles where STD < 20% (dark without errors)

The colorbar represents the latitude.



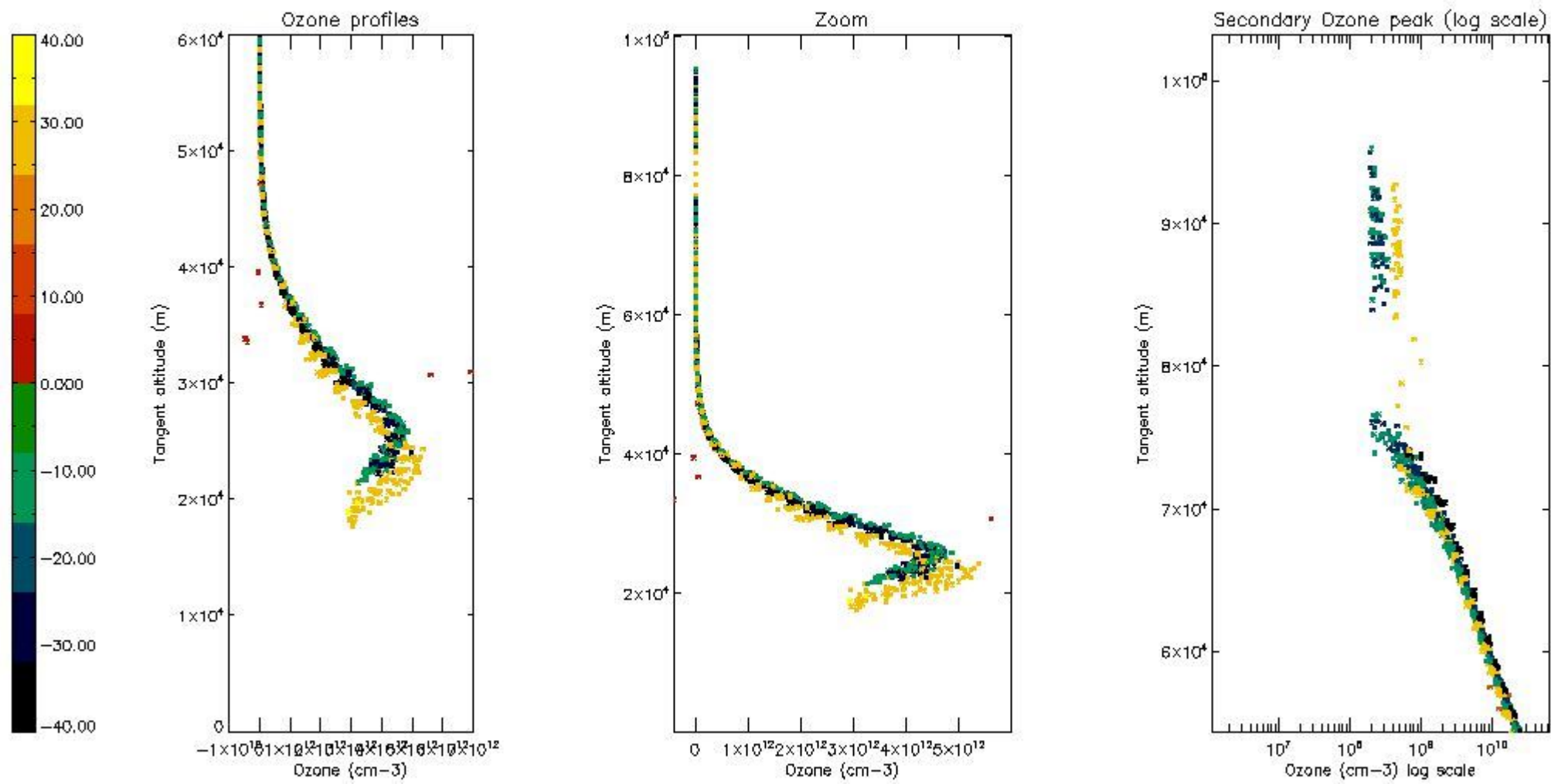
5.4 Plot ozone profiles where STD < 10% (dark without errors)

The colorbar represents the latitude.



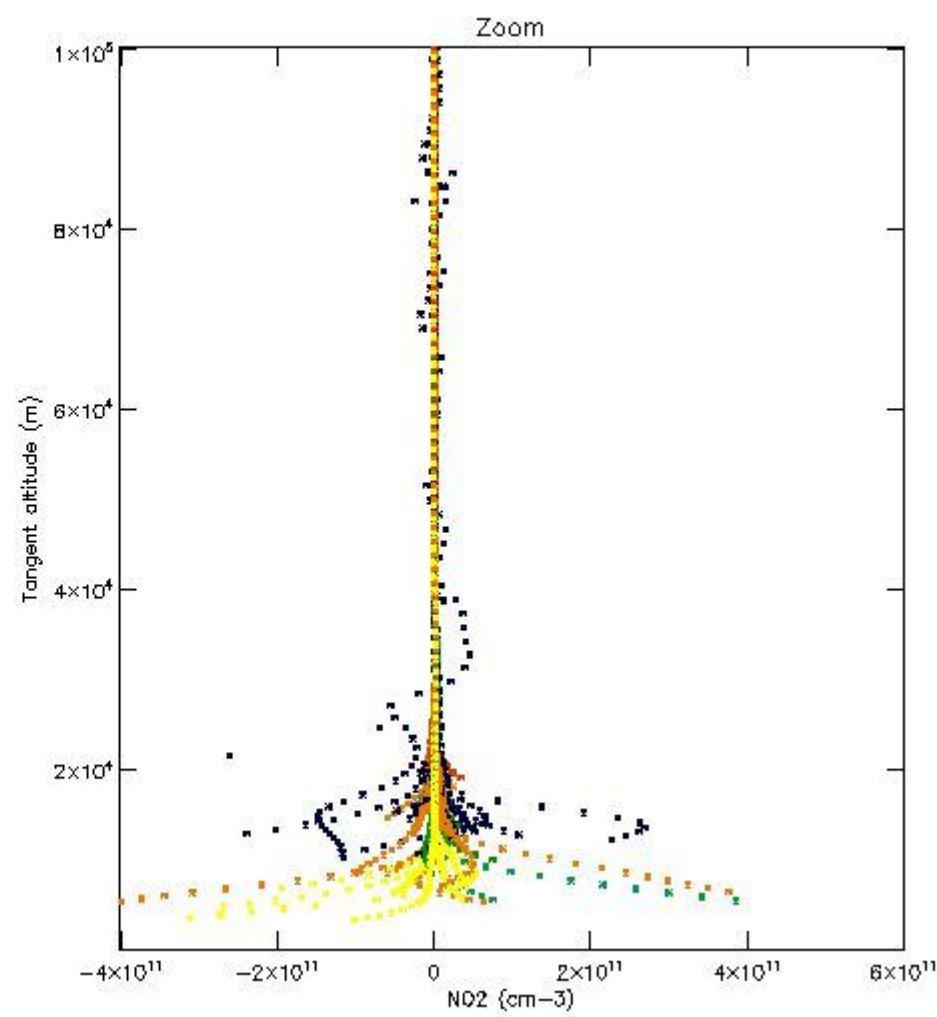
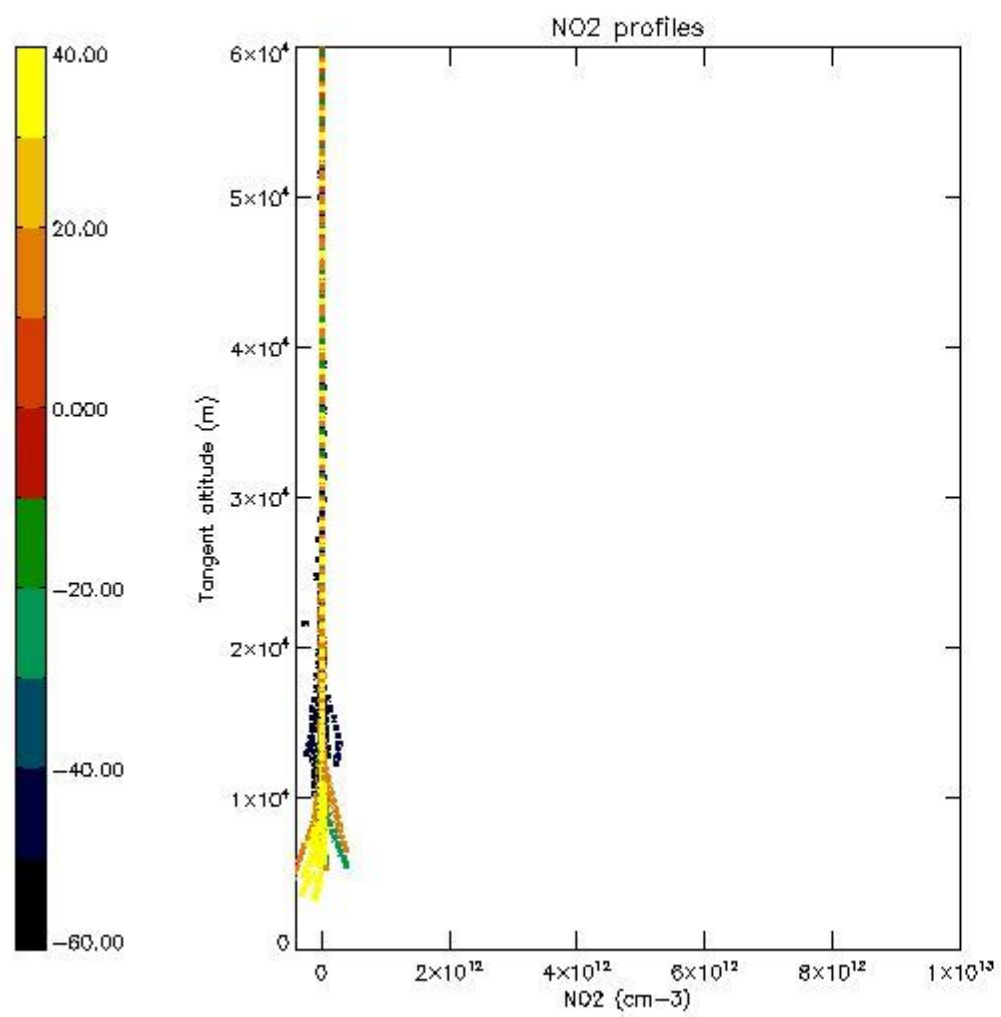
5.5 Plot ozone profiles where STD < 5% (dark without errors)

The colorbar represents the latitude.



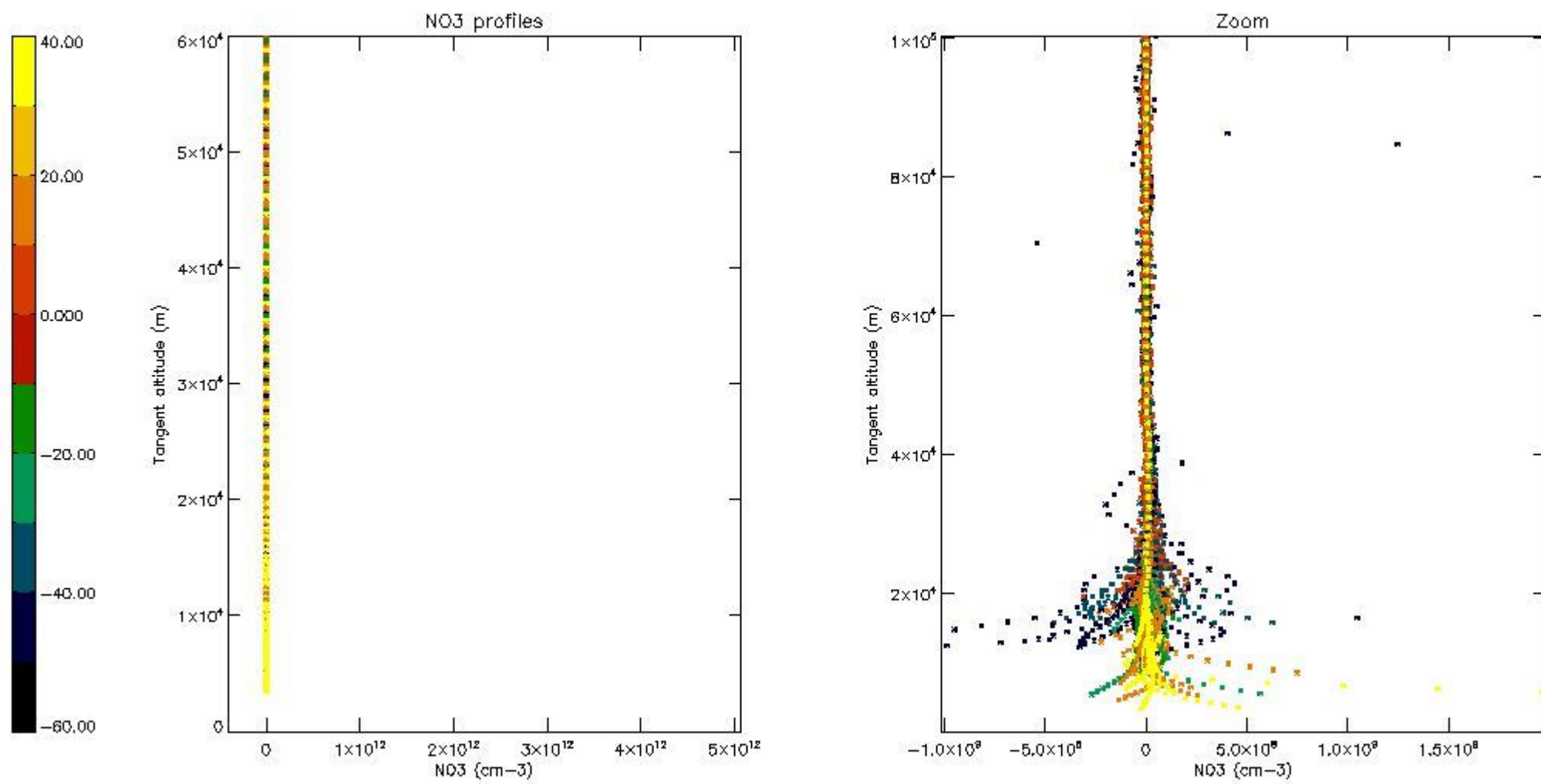
5.6 Plot NO₂ profiles for all STD (dark without errors)

The colorbar represents the latitude.



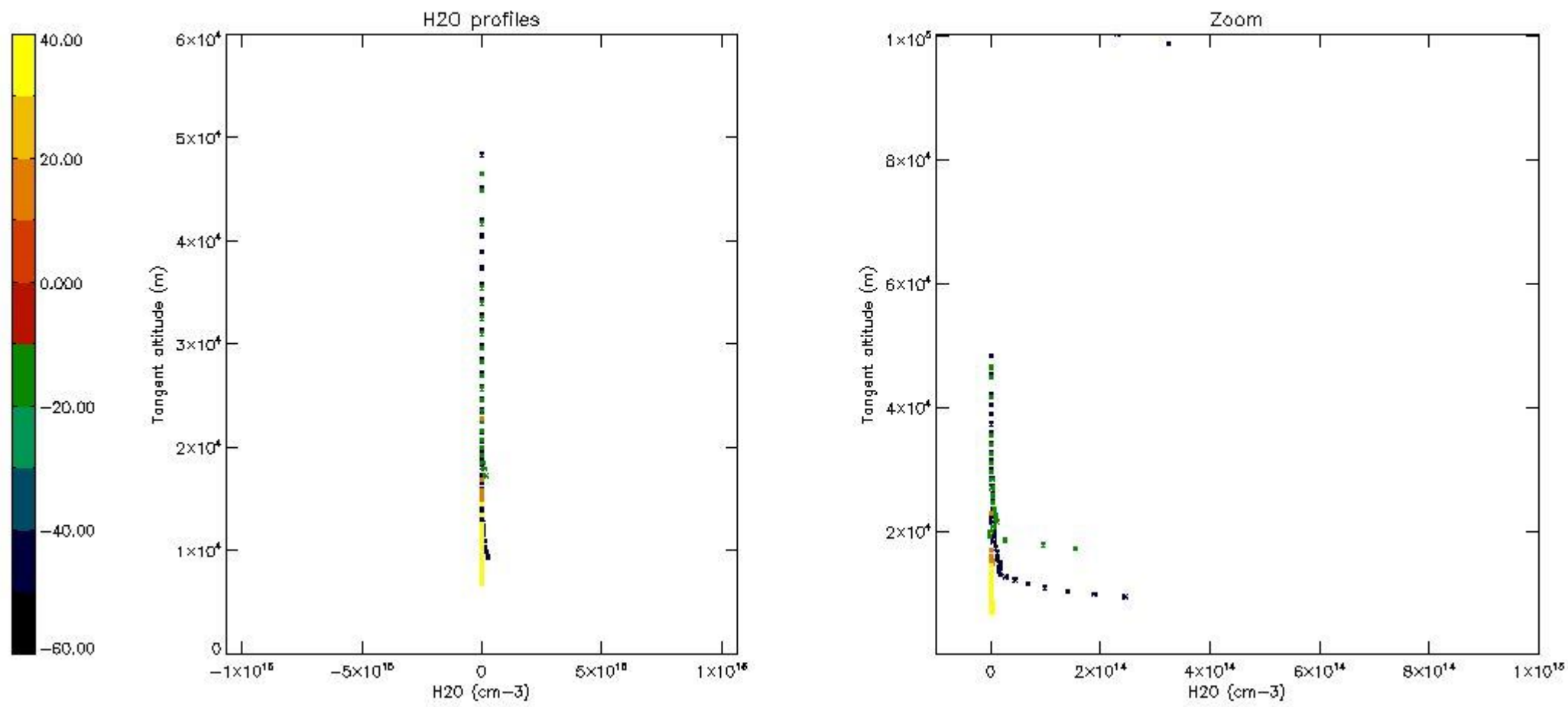
5.7 Plot NO3 profiles for all STD (dark without errors)

The colorbar represents the latitude.



5.8 Plot H2O profiles for all STD (only for occultations of stars 1,2,3,4,13,14,16,26,63 dark without errors)

The colorbar represents the latitude.



6. Auxiliary Data Files used for the production reported in section 2

The number reported in the third column indicates since which file (see list in section 2) the corresponding auxiliary file has been used. The fourth column is the date of those product files.

Type	Auxiliary Filename	Used since product	Used since product date
INST_PHYS_CHARACTERISTICS	GOM_INS_AXVIEC20091111_143220_20030716_120000_20500101_000000	1	18-DEC-2006 00:05:22
LEVEL-2_PROC_CONFIG	GOM_PR2_AXVIEC20091111_152718_20020301_000000_20500101_000000	1	18-DEC-2006 00:05:22
CROSS_SECTIONS_FILE	GOM_CRS_AXVIEC20091111_154832_20020301_000000_20500101_000000	1	18-DEC-2006 00:05:22

GOMOS Level 2 Daily Report

SUMMARY

[1. General Info](#)

[2. Summary of processed GOM_NL_2P products](#)

[3. Level 2 Quality information per product](#)

[3.1 Plot of level 2 quality information per product \(time dependant\)](#)

[3.2 Plot of level 2 quality information per product \(world map\)](#)

[4. Level 1 Quality information per product \(stored on level 2 products\)](#)

[4.1 Plot of level 1 quality information per product \(time dependant\)](#)

[4.1.1 Plot of level 1 quality information per product \(time dependant\): ASCENDING](#)

[4.1.2 Plot of level 1 quality information per product \(time dependant\): DESCENDING](#)

[4.2 Plot of level 1 quality information per product \(world map\)](#)

[4.2.1 Plot of level 1 quality information per product \(world map\): ASCENDING](#)

[4.2.2 Plot of level 1 quality information per product \(world map\): DESCENDING](#)

[5. Ozone profiles based on quality statistics and other trace gas profiles](#)

[5.1 Ozone statistics based on quality of products](#)

[5.2 Plot ozone profiles for all STD \(dark without errors\)](#)

[5.3 Plot ozone profiles where STD < 20% \(dark without errors\)](#)

[5.4. Plot ozone profiles where STD < 10% \(dark without errors\)](#)

[5.5. Plot ozone profiles where STD < 5% \(dark without errors\)](#)

[5.6 Plot NO2 profiles for all STD \(dark without errors\)](#)

[5.7 Plot NO3 profiles for all STD \(dark without errors\)](#)

[5.8 Plot H2O profiles \(only for occultations of stars 1,2,3,4,13,14,16,26,63 dark without errors\) for all STD](#)

[6. Auxiliary Data Files used for the production reported in section 2](#)

This report presents the daily analysis on parameters extracted from GOMOS level 2 data (GOM_NL__2P). It is intended to monitor some important parameters that will impact the quality of these products. A list of level 2 products (and content) that have arrived during the reporting day to the PCF is also given.

Item	Value
Time of report generation	24APR2013 06:40:27
Data source version	GOMOS/6.01
Start time of products	18-12-2006 (18DEC2006 00:00:00)
Stop time of products	19-12-2006 (19DEC2006 00:00:00)
Store outputs in DB	Yes
Nb of level 2 prods	341
Nb of prods with errors	0

2. Summary of processed GOM_NL__2P products.

Nr	Filename	UTC Start time	Limb	Duration	Star Id	Star Name	Star Mag	Star Temp	Nb Meas	Orbit	Prod. error
1	GOM_NL__2PRFIN20061218_000522_000000482053_00488_25091_0592.N1	18-DEC-2006 00:05:22	Dark	47.500	54	5The Cen	2.0550	4500.0	95	25091	No
2	GOM_NL__2PRFIN20061218_001122_000000412053_00488_25091_0593.N1	18-DEC-2006 00:11:22	Dark	41.000	10	Bet Cen	0.61000	28000.	82	25091	No
3	GOM_NL__2PRFIN20061218_001403_000000402053_00489_25092_0572.N1	18-DEC-2006 00:14:03	Dark	40.000	12	Alp1Cru	0.77500	30000.	80	25092	No
4	GOM_NL__2PRFIN20061218_001859_000000402053_00489_25092_0573.N1	18-DEC-2006 00:18:59	Dark	39.500	159	Ups Car	2.9200	7200.0	79	25092	No
5	GOM_NL__2PRFIN20061218_002023_000000412053_00489_25092_0574.N1	18-DEC-2006 00:20:23	Dark	41.000	71	Iot Car	2.2460	7700.0	82	25092	No
6	GOM_NL__2PRFIN20061218_002216_000000452053_00489_25092_0575.N1	18-DEC-2006 00:22:16	Dark	44.500	41	Eps Car	1.8600	4100.0	89	25092	No
7	GOM_NL__2PRFIN20061218_002705_000000512053_00489_25092_0576.N1	18-DEC-2006 00:27:05	Dark	50.500	2	Alp Car	-0.73600	7000.0	101	25092	No
8	GOM_NL__2PRFIN20061218_003304_000000402053_00489_25092_0577.N1	18-DEC-2006 00:33:04	Straylight	40.000	108	Alp Col	2.6520	15200.	80	25092	No
9	GOM_NL__2PRFIN20061218_003709_000000422053_00489_25092_0578.N1	18-DEC-2006 00:37:09	Straylight	41.500	139	9Bet Lep	2.8330	5600.0	83	25092	No
10	GOM_NL__2PRFIN20061218_004102_000000442053_00489_25092_0579.N1	18-DEC-2006 00:41:02	Straylight	44.000	7	19Bet Ori	0.10000	14000.	88	25092	No
11	GOM_NL__2PRFIN20061218_004820_000000482053_00489_25092_0580.N1	18-DEC-2006 00:48:20	Twilight_stray	48.000	13	87Alp Tau	0.86700	3800.0	96	25092	No
12	GOM_NL__2PRFIN20061218_005035_000000362053_00489_25092_0581.N1	18-DEC-2006 00:50:35	Bright	35.500	146	25Eta Tau	2.8730	15200.	71	25092	No
13	GOM_NL__2PRFIN20061218_005243_000000362053_00489_25092_0582.N1	18-DEC-2006 00:52:43	Bright	35.500	150	44Zet Per	2.8900	28000.	71	25092	No
14	GOM_NL__2PRFIN20061218_005459_000000342053_00489_25092_0583.N1	18-DEC-2006 00:54:59	Bright	33.500	149	45Eps Per	2.8880	30000.	67	25092	No
15	GOM_NL__2PRFIN20061218_005712_000000332053_00489_25092_0584.N1	18-DEC-2006 00:57:12	Bright	33.000	175	39Del Per	3.0100	19400.	66	25092	No
16	GOM_NL__2PRFIN20061218_005900_000000342053_00489_25092_0585.N1	18-DEC-2006 00:59:00	Bright	34.000	160	23Gam Per	2.9300	4700.0	68	25092	No
17	GOM_NL__2PRFIN20061218_010853_000000362053_00489_25092_0586.N1	18-DEC-2006 01:08:53	Bright	36.000	49	1Alp UMi	1.9900	6300.0	72	25092	No
18	GOM_NL__2PRFIN20061218_011335_000000372053_00489_25092_0587.N1	18-DEC-2006 01:13:35	Bright	37.000	60	7Bet UMi	2.0810	3950.0	74	25092	No
19	GOM_NL__2PRFIN20061218_011654_000000322053_00489_25092_0588.N1	18-DEC-2006 01:16:54	Bright	32.000	119	14Eta Dra	2.7270	4700.0	64	25092	No
20	GOM_NL__2PRFIN20061218_012411_000000552053_00489_25092_0589.N1	18-DEC-2006 01:24:11	Bright	55.000	180	27Gam Boo	3.0400	8000.0	110	25092	No
21	GOM_NL__2PRFIN20061218_012726_000000362053_00489_25092_0590.N1	18-DEC-2006 01:27:26	Bright	35.500	83		2.3780	11000.	71	25092	No
22	GOM_NL__2PRFIN20061218_013932_000000352053_00489_25092_0591.N1	18-DEC-2006 01:39:32	Bright	35.000	122	9Alp2Lib	2.7470	9700.0	70	25092	No
23	GOM_NL__2PRFIN20061218_014559_000000422053_00489_25092_0592.N1	18-DEC-2006 01:45:59	Dark	41.500	54	5The Cen	2.0550	4500.0	83	25092	No
24	GOM_NL__2PRFIN20061218_015158_000000402053_00489_25092_0593.N1	18-DEC-2006 01:51:58	Dark	39.500	10	Bet Cen	0.61000	28000.	79	25092	No
25	GOM_NL__2PRFIN20061218_015440_000000392053_00490_25093_0592.N1	18-DEC-2006 01:54:40	Dark	39.000	12	Alp1Cru	0.77500	30000.	78	25093	No
26	GOM_NL__2PRFIN20061218_015936_000000372053_00490_25093_0593.N1	18-DEC-2006 01:59:36	Dark	36.500	159	Ups Car	2.9200	7200.0	73	25093	No
27	GOM_NL__2PRFIN20061218_020100_000000412053_00490_25093_0594.N1	18-DEC-2006 02:01:00	Dark	40.500	71	Iot Car	2.2460	7700.0	81	25093	No
28	GOM_NL__2PRFIN20061218_020253_000000422053_00490_25093_0595.N1	18-DEC-2006 02:02:53	Dark	41.500	41	Eps Car	1.8600	4100.0	83	25093	No
29	GOM_NL__2PRFIN20061218_020741_000000452053_00490_25093_0596.N1	18-DEC-2006 02:07:41	Dark	44.500	2	Alp Car	-0.73600	7000.0	89	25093	No
30	GOM_NL__2PRFIN20061218_021340_000000412053_00490_25093_0597.N1	18-DEC-2006 02:13:40	Straylight	40.500	108	Alp Col	2.6520	15200.	81	25093	No
31	GOM_NL__2PRFIN20061218_021745_000000442053_00490_25093_0598.N1	18-DEC-2006 02:17:45	Straylight	43.500	139	9Bet Lep	2.8330	5600.0	87	25093	No
32	GOM_NL__2PRFIN20061218_022138_000000472053_00490_25093_0599.N1	18-DEC-2006 02:21:38	Straylight	47.000	7	19Bet Ori	0.10000	14000.	94	25093	No
33	GOM_NL__2PRFIN20061218_022856_000000462053_00490_25093_0600.N1	18-DEC-2006 02:28:56	Twilight_stray	46.000	13	87Alp Tau	0.86700	3800.0	92	25093	No
34	GOM_NL__2PRFIN20061218_023111_000000362053_00490_25093_0601.N1	18-DEC-2006 02:31:11	Bright	36.000	146	25Eta Tau	2.8730	15200.	72	25093	No
35	GOM_NL__2PRFIN20061218_023319_000000362053_00490_25093_0602.N1	18-DEC-2006 02:33:19	Bright	35.500	150	44Zet Per	2.8900	28000.	71	25093	No
36	GOM_NL__2PRFIN20061218_023535_000000352053_00490_25093_0603.N1	18-DEC-2006 02:35:35	Bright	35.000	149	45Eps Per	2.8880	30000.	70	25093	No
37	GOM_NL__2PRFIN20061218_023748_000000342053_00490_25093_0604.N1	18-DEC-2006 02:37:48	Bright	33.500	175	39Del Per	3.0100	19400.	67	25093	No
38	GOM_NL__2PRFIN20061218_023936_000000362053_00490_25093_0605.N1	18-DEC-2006 02:39:36	Bright	36.000	160	23Gam Per	2.9300	4700.0	72	25093	No
39	GOM_NL__2PRFIN20061218_024929_000000312053_00490_25093_0606.N1	18-DEC-2006 02:49:29	Bright	31.000	49	1Alp UMi	1.9900	6300.0	62	25093	No
40	GOM_NL__2PRFIN20061218_025411_000000382053_00490_25093_0607.N1	18-DEC-2006 02:54:11	Bright	38.000	60	7Bet UMi	2.0810	3950.0	76	25093	No
41	GOM_NL__2PRFIN20061218_025730_000000372053_00490_25093_0608.N1	18-DEC-2006 02:57:30	Bright	36.500	119	14Eta Dra	2.7270	4700.0	73	25093	No
42	GOM_NL__2PRFIN20061218_030447_000000382053_00490_25093_0609.N1	18-DEC-2006 03:04:47	Bright	37.500	180	27Gam Boo	3.0400	8000.0	75	25093	No

43	GOM_NL__2PRFIN20061218_030802_000000542053_00490_25093_0610.N1	18-DEC-2006 03:08:02	Bright	54.000	83		2.3780	11000.	108	25093	No
44	GOM_NL__2PRFIN20061218_032008_000000532053_00490_25093_0611.N1	18-DEC-2006 03:20:08	Bright	53.000	122	9Alp2Lib	2.7470	9700.0	106	25093	No
45	GOM_NL__2PRFIN20061218_032635_000000432053_00490_25093_0612.N1	18-DEC-2006 03:26:35	Dark	43.000	54	5The Cen	2.0550	4500.0	86	25093	No
46	GOM_NL__2PRFIN20061218_032839_000000372053_00490_25093_0613.N1	18-DEC-2006 03:28:39	Dark	37.000	78	Alp Lup	2.3040	28000.	74	25093	No
47	GOM_NL__2PRFIN20061218_033234_000000492053_00490_25093_0614.N1	18-DEC-2006 03:32:34	Dark	48.500	10	Bet Cen	0.61000	28000.	97	25093	No
48	GOM_NL__2PRFIN20061218_033516_000000412053_00491_25094_0592.N1	18-DEC-2006 03:35:16	Dark	40.500	12	Alp1Cru	0.77500	30000.	81	25094	No
49	GOM_NL__2PRFIN20061218_034012_000000392053_00491_25094_0593.N1	18-DEC-2006 03:40:12	Dark	38.500	159	Ups Car	2.9200	7200.0	77	25094	No
50	GOM_NL__2PRFIN20061218_034137_000000412053_00491_25094_0594.N1	18-DEC-2006 03:41:37	Dark	40.500	71	lot Car	2.2460	7700.0	81	25094	No
51	GOM_NL__2PRFIN20061218_034329_000000552053_00491_25094_0595.N1	18-DEC-2006 03:43:29	Dark	54.500	41	Eps Car	1.8600	4100.0	109	25094	No
52	GOM_NL__2PRFIN20061218_034818_000000552053_00491_25094_0596.N1	18-DEC-2006 03:48:18	Dark	55.000	2	Alp Car	-0.73600	7000.0	110	25094	No
53	GOM_NL__2PRFIN20061218_035417_000000402053_00491_25094_0597.N1	18-DEC-2006 03:54:17	Straylight	40.000	108	Alp Col	2.6520	15200.	80	25094	No
54	GOM_NL__2PRFIN20061218_035821_000000452053_00491_25094_0598.N1	18-DEC-2006 03:58:21	Straylight	44.500	139	9Bet Lep	2.8330	5600.0	89	25094	No
55	GOM_NL__2PRFIN20061218_040214_000000472053_00491_25094_0599.N1	18-DEC-2006 04:02:14	Straylight	46.500	7	19Bet Ori	0.10000	14000.	93	25094	No
56	GOM_NL__2PRFIN20061218_040932_000000462053_00491_25094_0600.N1	18-DEC-2006 04:09:32	Tw_i_and_stray	45.500	13	87Alp Tau	0.86700	3800.0	91	25094	No
57	GOM_NL__2PRFIN20061218_041147_000000362053_00491_25094_0601.N1	18-DEC-2006 04:11:47	Bright	35.500	146	25Eta Tau	2.8730	15200.	71	25094	No
58	GOM_NL__2PRFIN20061218_041355_000000362053_00491_25094_0602.N1	18-DEC-2006 04:13:55	Bright	35.500	150	44Zet Per	2.8900	28000.	71	25094	No
59	GOM_NL__2PRFIN20061218_041611_000000352053_00491_25094_0603.N1	18-DEC-2006 04:16:11	Bright	34.500	149	45Eps Per	2.8880	30000.	69	25094	No
60	GOM_NL__2PRFIN20061218_041824_000000342053_00491_25094_0604.N1	18-DEC-2006 04:18:24	Bright	34.000	175	39Del Per	3.0100	19400.	68	25094	No
61	GOM_NL__2PRFIN20061218_042012_000000352053_00491_25094_0605.N1	18-DEC-2006 04:20:12	Bright	35.000	160	23Gam Per	2.9300	4700.0	70	25094	No
62	GOM_NL__2PRFIN20061218_043005_000000362053_00491_25094_0606.N1	18-DEC-2006 04:30:05	Bright	35.500	49	1Alp UMi	1.9900	6300.0	71	25094	No
63	GOM_NL__2PRFIN20061218_043447_000000372053_00491_25094_0607.N1	18-DEC-2006 04:34:47	Bright	36.500	60	7Bet UMi	2.0810	3950.0	73	25094	No
64	GOM_NL__2PRFIN20061218_043807_000000362053_00491_25094_0608.N1	18-DEC-2006 04:38:07	Bright	35.500	119	14Eta Dra	2.7270	4700.0	71	25094	No
65	GOM_NL__2PRFIN20061218_044523_000000372053_00491_25094_0609.N1	18-DEC-2006 04:45:23	Bright	36.500	180	27Gam Boo	3.0400	8000.0	73	25094	No
66	GOM_NL__2PRFIN20061218_044838_000000362053_00491_25094_0610.N1	18-DEC-2006 04:48:38	Bright	36.000	83		2.3780	11000.	72	25094	No
67	GOM_NL__2PRFIN20061218_050044_000000532053_00491_25094_0611.N1	18-DEC-2006 05:00:44	Bright	53.000	122	9Alp2Lib	2.7470	9700.0	106	25094	No
68	GOM_NL__2PRFIN20061218_050711_000000432053_00491_25094_0612.N1	18-DEC-2006 05:07:11	Dark	43.000	54	5The Cen	2.0550	4500.0	86	25094	No
69	GOM_NL__2PRFIN20061218_050915_000000402053_00491_25094_0613.N1	18-DEC-2006 05:09:15	Dark	39.500	78	Alp Lup	2.3040	28000.	79	25094	No
70	GOM_NL__2PRFIN20061218_051311_000000492053_00491_25094_0614.N1	18-DEC-2006 05:13:11	Dark	49.000	10	Bet Cen	0.61000	28000.	98	25094	No
71	GOM_NL__2PRFIN20061218_051553_000000382053_00492_25095_0592.N1	18-DEC-2006 05:15:53	Dark	38.000	12	Alp1Cru	0.77500	30000.	76	25095	No
72	GOM_NL__2PRFIN20061218_052049_000000402053_00492_25095_0593.N1	18-DEC-2006 05:20:49	Dark	39.500	159	Ups Car	2.9200	7200.0	79	25095	No
73	GOM_NL__2PRFIN20061218_052213_000000422053_00492_25095_0594.N1	18-DEC-2006 05:22:13	Dark	42.000	71	lot Car	2.2460	7700.0	84	25095	No
74	GOM_NL__2PRFIN20061218_052406_000000542053_00492_25095_0595.N1	18-DEC-2006 05:24:06	Dark	53.500	41	Eps Car	1.8600	4100.0	107	25095	No
75	GOM_NL__2PRFIN20061218_052854_000000462053_00492_25095_0596.N1	18-DEC-2006 05:28:54	Dark	45.500	2	Alp Car	-0.73600	7000.0	91	25095	No
76	GOM_NL__2PRFIN20061218_053453_000000402053_00492_25095_0597.N1	18-DEC-2006 05:34:53	Straylight	39.500	108	Alp Col	2.6520	15200.	79	25095	No
77	GOM_NL__2PRFIN20061218_053857_000000432053_00492_25095_0598.N1	18-DEC-2006 05:38:57	Straylight	42.500	139	9Bet Lep	2.8330	5600.0	85	25095	No
78	GOM_NL__2PRFIN20061218_054250_000000562053_00492_25095_0599.N1	18-DEC-2006 05:42:50	Straylight	56.000	7	19Bet Ori	0.10000	14000.	112	25095	No
79	GOM_NL__2PRFIN20061218_055008_000000492053_00492_25095_0600.N1	18-DEC-2006 05:50:08	Tw_i_and_stray	48.500	13	87Alp Tau	0.86700	3800.0	97	25095	No
80	GOM_NL__2PRFIN20061218_055223_000000372053_00492_25095_0601.N1	18-DEC-2006 05:52:23	Bright	36.500	146	25Eta Tau	2.8730	15200.	73	25095	No
81	GOM_NL__2PRFIN20061218_055431_000000352053_00492_25095_0602.N1	18-DEC-2006 05:54:31	Bright	35.000	150	44Zet Per	2.8900	28000.	70	25095	No
82	GOM_NL__2PRFIN20061218_055647_000000352053_00492_25095_0603.N1	18-DEC-2006 05:56:47	Bright	34.500	149	45Eps Per	2.8880	30000.	69	25095	No
83	GOM_NL__2PRFIN20061218_055900_000000352053_00492_25095_0604.N1	18-DEC-2006 05:59:00	Bright	34.500	175	39Del Per	3.0100	19400.	69	25095	No
84	GOM_NL__2PRFIN20061218_060049_000000352053_00492_25095_0605.N1	18-DEC-2006 06:00:49	Bright	35.000	160	23Gam Per	2.9300	4700.0	70	25095	No
85	GOM_NL__2PRFIN20061218_061041_000000362053_00492_25095_0606.N1	18-DEC-2006 06:10:41	Bright	35.500	49	1Alp UMi	1.9900	6300.0	71	25095	No
86	GOM_NL__2PRFIN20061218_061523_000000352053_00492_25095_0607.N1	18-DEC-2006 06:15:23	Bright	34.500	60	7Bet UMi	2.0810	3950.0	69	25095	No
87	GOM_NL__2PRFIN20061218_061843_000000362053_00492_25095_0608.N1	18-DEC-2006 06:18:43	Bright	36.000	119	14Eta Dra	2.7270	4700.0	72	25095	No
88	GOM_NL__2PRFIN20061218_062559_000000422053_00492_25095_0609.N1	18-DEC-2006 06:25:59	Bright	41.500	180	27Gam Boo	3.0400	8000.0	83	25095	No
89	GOM_NL__2PRFIN20061218_062915_000000362053_00492_25095_0610.N1	18-DEC-2006 06:29:15	Bright	36.000	83		2.3780	11000.	72	25095	No
90	GOM_NL__2PRFIN20061218_064121_000000362053_00492_25095_0611.N1	18-DEC-2006 06:41:21	Bright	36.000	122	9Alp2Lib	2.7470	9700.0	72	25095	No
91	GOM_NL__2PRFIN20061218_064748_000000432053_00492_25095_0612.N1	18-DEC-2006 06:47:48	Dark	43.000	54	5The Cen	2.0550	4500.0	86	25095	No
92	GOM_NL__2PRFIN20061218_064951_000000382053_00492_25095_0613.N1	18-DEC-2006 06:49:51	Dark	38.000	78	Alp Lup	2.3040	28000.	76	25095	No
93	GOM_NL__2PRFIN20061218_065347_000000382053_00492_25095_0614.N1	18-DEC-2006 06:53:47	Dark	38.000	10	Bet Cen	0.61000	28000.	76	25095	No
94	GOM_NL__2PRFIN20061218_065519_000000432053_00493_25096_0592.N1	18-DEC-2006 06:55:19	Dark	42.500	20	Bet Cru	1.2530	30000.	85	25096	No
95	GOM_NL__2PRFIN20061218_065629_000000462053_00493_25096_0593.N1	18-DEC-2006 06:56:29	Dark	45.500	12	Alp1Cru	0.77500	30000.	91	25096	No
96	GOM_NL__2PRFIN20061218_070125_000000392053_00493_25096_0594.N1	18-DEC-2006 07:01:25	Dark	39.000	159	Ups Car	2.9200	7200.0	78	25096	No
97	GOM_NL__2PRFIN20061218_070250_000000432053_00493_25096_0595.N1	18-DEC-2006 07:02:50	Dark	43.000	71	lot Car	2.2460	7700.0	86	25096	No
98	GOM_NL__2PRFIN20061218_070442_000000432053_00493_25096_0596.N1	18-DEC-2006 07:04:42	Dark	42.500	41	Eps Car	1.8600	4100.0	85	25096	No
99	GOM_NL__2PRFIN20061218_070930_000000442053_00493_25096_0597.N1	18-DEC-2006 07:09:30	Dark	44.000	2	Alp Car	-0.73600	7000.0	88	25096	No
100	GOM_NL__2PRFIN20061218_071529_000000382053_00493_25096_0598.N1	18-DEC-2006 07:15:29	Straylight	38.000	108	Alp Col	2.6520	15200.	76	25096	No
101	GOM_NL__2PRFIN20061218_071933_000000442053_00493_25096_0599.N1	18-DEC-2006 07:19:33	Straylight	44.000	139	9Bet Lep	2.8330	5600.0	88	25096	No

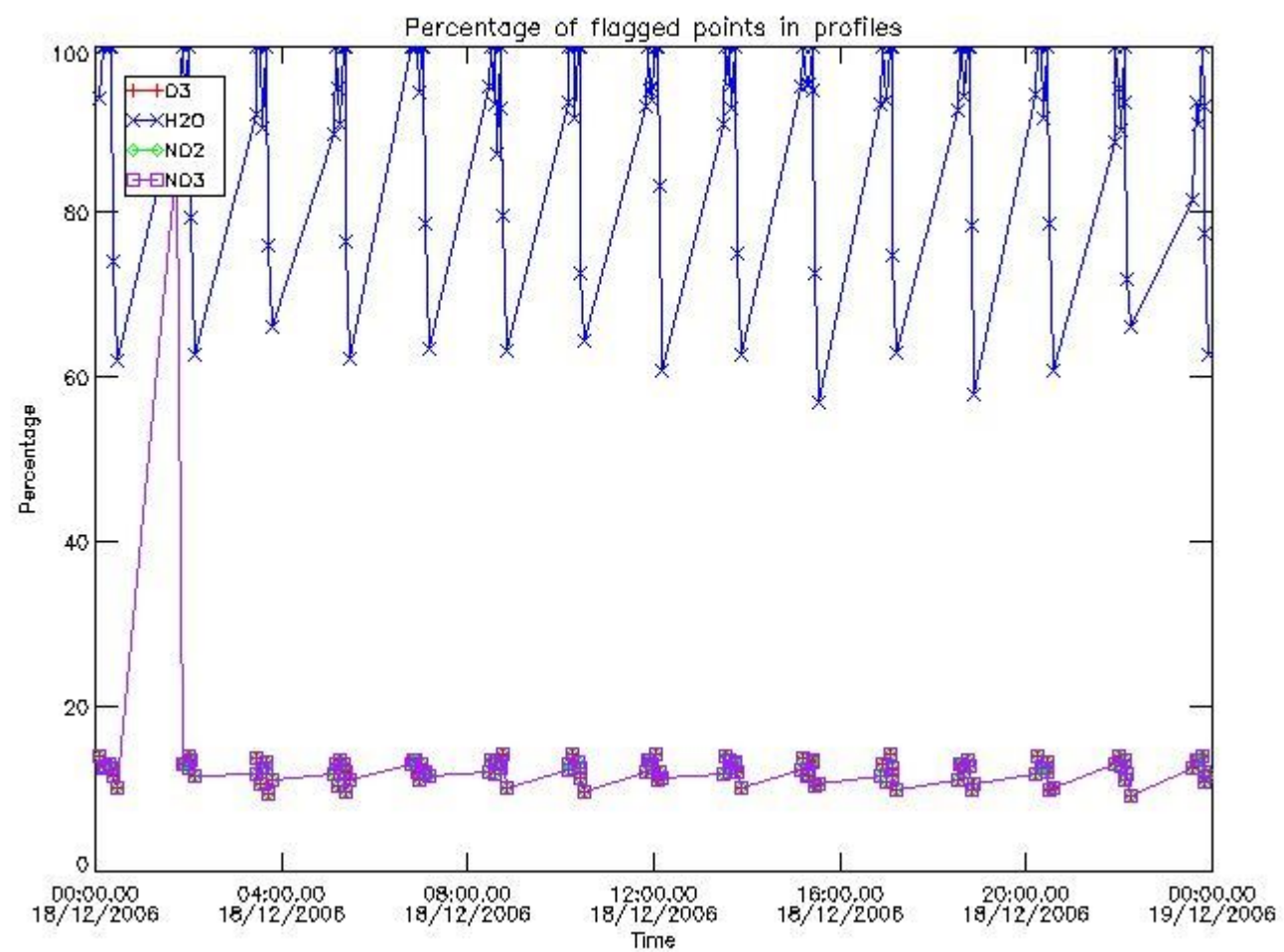
102	GOM_NL__2PRFIN20061218_072326_000000502053_00493_25096_0600.N1	18-DEC-2006 07:23:26	Straylight	49.500	7	19Bet Ori	0.10000	14000.	99	25096	No
103	GOM_NL__2PRFIN20061218_073044_000000522053_00493_25096_0601.N1	18-DEC-2006 07:30:44	Tw_i_and_stray	52.000	13	87Alp Tau	0.86700	3800.0	104	25096	No
104	GOM_NL__2PRFIN20061218_073259_000000352053_00493_25096_0602.N1	18-DEC-2006 07:32:59	Bright	34.500	146	25Eta Tau	2.8730	15200.	69	25096	No
105	GOM_NL__2PRFIN20061218_073507_000000362053_00493_25096_0603.N1	18-DEC-2006 07:35:07	Bright	35.500	150	44Zet Per	2.8900	28000.	71	25096	No
106	GOM_NL__2PRFIN20061218_073723_000000352053_00493_25096_0604.N1	18-DEC-2006 07:37:23	Bright	34.500	149	45Eps Per	2.8880	30000.	69	25096	No
107	GOM_NL__2PRFIN20061218_073936_000000342053_00493_25096_0605.N1	18-DEC-2006 07:39:36	Bright	34.000	175	39Del Per	3.0100	19400.	68	25096	No
108	GOM_NL__2PRFIN20061218_074125_000000352053_00493_25096_0606.N1	18-DEC-2006 07:41:25	Bright	35.000	160	23Gam Per	2.9300	4700.0	70	25096	No
109	GOM_NL__2PRFIN20061218_075117_000000352053_00493_25096_0607.N1	18-DEC-2006 07:51:17	Bright	35.000	49	1Alp UMi	1.9900	6300.0	70	25096	No
110	GOM_NL__2PRFIN20061218_075558_000000372053_00493_25096_0608.N1	18-DEC-2006 07:55:58	Bright	37.000	60	7Bet UMi	2.0810	3950.0	74	25096	No
111	GOM_NL__2PRFIN20061218_075919_000000342053_00493_25096_0609.N1	18-DEC-2006 07:59:19	Bright	34.000	119	14Eta Dra	2.7270	4700.0	68	25096	No
112	GOM_NL__2PRFIN20061218_080635_000000382053_00493_25096_0610.N1	18-DEC-2006 08:06:35	Bright	38.000	180	27Gam Boo	3.0400	8000.0	76	25096	No
113	GOM_NL__2PRFIN20061218_080951_000000372053_00493_25096_0611.N1	18-DEC-2006 08:09:51	Bright	36.500	83		2.3780	11000.	73	25096	No
114	GOM_NL__2PRFIN20061218_081458_000000342053_00493_25096_0612.N1	18-DEC-2006 08:14:58	Bright	33.500	102	24Alp Ser	2.6000	4250.0	67	25096	No
115	GOM_NL__2PRFIN20061218_082157_000000362053_00493_25096_0613.N1	18-DEC-2006 08:21:57	Bright	35.500	122	9Alp2Lib	2.7470	9700.0	71	25096	No
116	GOM_NL__2PRFIN20061218_082824_000000422053_00493_25096_0614.N1	18-DEC-2006 08:28:24	Dark	42.000	54	5The Cen	2.0550	4500.0	84	25096	No
117	GOM_NL__2PRFIN20061218_083027_000000382053_00493_25096_0615.N1	18-DEC-2006 08:30:27	Dark	37.500	78	Alp Lup	2.3040	28000.	75	25096	No
118	GOM_NL__2PRFIN20061218_083423_000000442053_00493_25096_0616.N1	18-DEC-2006 08:34:23	Dark	43.500	10	Bet Cen	0.61000	28000.	87	25096	No
119	GOM_NL__2PRFIN20061218_083555_000000402053_00494_25097_0592.N1	18-DEC-2006 08:35:55	Dark	39.500	20	Bet Cru	1.2530	30000.	79	25097	No
120	GOM_NL__2PRFIN20061218_083705_000000392053_00494_25097_0593.N1	18-DEC-2006 08:37:05	Dark	39.000	12	Alp1Cru	0.77500	30000.	78	25097	No
121	GOM_NL__2PRFIN20061218_084202_000000392053_00494_25097_0594.N1	18-DEC-2006 08:42:02	Dark	38.500	159	Ups Car	2.9200	7200.0	77	25097	No
122	GOM_NL__2PRFIN20061218_084326_000000412053_00494_25097_0595.N1	18-DEC-2006 08:43:26	Dark	40.500	71	lot Car	2.2460	7700.0	81	25097	No
123	GOM_NL__2PRFIN20061218_084519_000000402053_00494_25097_0596.N1	18-DEC-2006 08:45:19	Dark	39.500	41	Eps Car	1.8600	4100.0	79	25097	No
124	GOM_NL__2PRFIN20061218_085007_000000512053_00494_25097_0597.N1	18-DEC-2006 08:50:07	Dark	50.500	2	Alp Car	-0.73600	7000.0	101	25097	No
125	GOM_NL__2PRFIN20061218_085605_000000412053_00494_25097_0598.N1	18-DEC-2006 08:56:05	Straylight	40.500	108	Alp Col	2.6520	15200.	81	25097	No
126	GOM_NL__2PRFIN20061218_090009_000000462053_00494_25097_0599.N1	18-DEC-2006 09:00:09	Straylight	46.000	139	9Bet Lep	2.8330	5600.0	92	25097	No
127	GOM_NL__2PRFIN20061218_090402_000000492053_00494_25097_0600.N1	18-DEC-2006 09:04:02	Straylight	49.000	7	19Bet Ori	0.10000	14000.	98	25097	No
128	GOM_NL__2PRFIN20061218_091120_000000532053_00494_25097_0601.N1	18-DEC-2006 09:11:20	Tw_i_and_stray	53.000	13	87Alp Tau	0.86700	3800.0	106	25097	No
129	GOM_NL__2PRFIN20061218_091335_000000342053_00494_25097_0602.N1	18-DEC-2006 09:13:35	Bright	34.000	146	25Eta Tau	2.8730	15200.	68	25097	No
130	GOM_NL__2PRFIN20061218_091543_000000362053_00494_25097_0603.N1	18-DEC-2006 09:15:43	Bright	35.500	150	44Zet Per	2.8900	28000.	71	25097	No
131	GOM_NL__2PRFIN20061218_091759_000000352053_00494_25097_0604.N1	18-DEC-2006 09:17:59	Bright	35.000	149	45Eps Per	2.8880	30000.	70	25097	No
132	GOM_NL__2PRFIN20061218_092012_000000342053_00494_25097_0605.N1	18-DEC-2006 09:20:12	Bright	33.500	175	39Del Per	3.0100	19400.	67	25097	No
133	GOM_NL__2PRFIN20061218_092201_000000352053_00494_25097_0606.N1	18-DEC-2006 09:22:01	Bright	34.500	160	23Gam Per	2.9300	4700.0	69	25097	No
134	GOM_NL__2PRFIN20061218_093153_000000352053_00494_25097_0607.N1	18-DEC-2006 09:31:53	Bright	35.000	49	1Alp UMi	1.9900	6300.0	70	25097	No
135	GOM_NL__2PRFIN20061218_093634_000000362053_00494_25097_0608.N1	18-DEC-2006 09:36:34	Bright	36.000	60	7Bet UMi	2.0810	3950.0	72	25097	No
136	GOM_NL__2PRFIN20061218_093955_000000362053_00494_25097_0609.N1	18-DEC-2006 09:39:55	Bright	35.500	119	14Eta Dra	2.7270	4700.0	71	25097	No
137	GOM_NL__2PRFIN20061218_094711_000000362053_00494_25097_0610.N1	18-DEC-2006 09:47:11	Bright	35.500	180	27Gam Boo	3.0400	8000.0	71	25097	No
138	GOM_NL__2PRFIN20061218_095027_000000362053_00494_25097_0611.N1	18-DEC-2006 09:50:27	Bright	36.000	83		2.3780	11000.	72	25097	No
139	GOM_NL__2PRFIN20061218_095534_000000332053_00494_25097_0612.N1	18-DEC-2006 09:55:34	Bright	33.000	102	24Alp Ser	2.6000	4250.0	66	25097	No
140	GOM_NL__2PRFIN20061218_100233_000000362053_00494_25097_0613.N1	18-DEC-2006 10:02:33	Bright	35.500	122	9Alp2Lib	2.7470	9700.0	71	25097	No
141	GOM_NL__2PRFIN20061218_100901_000000462053_00494_25097_0614.N1	18-DEC-2006 10:09:01	Dark	45.500	54	5The Cen	2.0550	4500.0	91	25097	No
142	GOM_NL__2PRFIN20061218_101104_000000392053_00494_25097_0615.N1	18-DEC-2006 10:11:04	Dark	39.000	78	Alp Lup	2.3040	28000.	78	25097	No
143	GOM_NL__2PRFIN20061218_101459_000000362053_00494_25097_0616.N1	18-DEC-2006 10:14:59	Dark	35.500	10	Bet Cen	0.61000	28000.	71	25097	No
144	GOM_NL__2PRFIN20061218_101632_000000412053_00495_25098_0412.N1	18-DEC-2006 10:16:32	Dark	40.500	20	Bet Cru	1.2530	30000.	81	25098	No
145	GOM_NL__2PRFIN20061218_101742_000000412053_00495_25098_0413.N1	18-DEC-2006 10:17:42	Dark	40.500	12	Alp1Cru	0.77500	30000.	81	25098	No
146	GOM_NL__2PRFIN20061218_102238_000000392053_00495_25098_0414.N1	18-DEC-2006 10:22:38	Dark	38.500	159	Ups Car	2.9200	7200.0	77	25098	No
147	GOM_NL__2PRFIN20061218_102403_000000412053_00495_25098_0415.N1	18-DEC-2006 10:24:03	Dark	41.000	71	lot Car	2.2460	7700.0	82	25098	No
148	GOM_NL__2PRFIN20061218_102555_000000502053_00495_25098_0416.N1	18-DEC-2006 10:25:55	Dark	49.500	41	Eps Car	1.8600	4100.0	99	25098	No
149	GOM_NL__2PRFIN20061218_103043_000000532053_00495_25098_0417.N1	18-DEC-2006 10:30:43	Dark	52.500	2	Alp Car	-0.73600	7000.0	105	25098	No
150	GOM_NL__2PRFIN20061218_103641_000000402053_00495_25098_0418.N1	18-DEC-2006 10:36:41	Straylight	39.500	108	Alp Col	2.6520	15200.	79	25098	No
151	GOM_NL__2PRFIN20061218_104046_000000432053_00495_25098_0419.N1	18-DEC-2006 10:40:46	Straylight	43.000	139	9Bet Lep	2.8330	5600.0	86	25098	No
152	GOM_NL__2PRFIN20061218_104438_000000482053_00495_25098_0420.N1	18-DEC-2006 10:44:38	Straylight	47.500	7	19Bet Ori	0.10000	14000.	95	25098	No
153	GOM_NL__2PRFIN20061218_105156_000000442053_00495_25098_0421.N1	18-DEC-2006 10:51:56	Tw_i_and_stray	44.000	13	87Alp Tau	0.86700	3800.0	88	25098	No
154	GOM_NL__2PRFIN20061218_105411_000000352053_00495_25098_0422.N1	18-DEC-2006 10:54:11	Bright	35.000	146	25Eta Tau	2.8730	15200.	70	25098	No
155	GOM_NL__2PRFIN20061218_105619_000000362053_00495_25098_0423.N1	18-DEC-2006 10:56:19	Bright	35.500	150	44Zet Per	2.8900	28000.	71	25098	No
156	GOM_NL__2PRFIN20061218_105835_000000352053_00495_25098_0424.N1	18-DEC-2006 10:58:35	Bright	35.000	149	45Eps Per	2.8880	30000.	70	25098	No
157	GOM_NL__2PRFIN20061218_110048_000000342053_00495_25098_0425.N1	18-DEC-2006 11:00:48	Bright	34.000	175	39Del Per	3.0100	19400.	68	25098	No
158	GOM_NL__2PRFIN20061218_110237_000000362053_00495_25098_0426.N1	18-DEC-2006 11:02:37	Bright	36.000	160	23Gam Per	2.9300	4700.0	72	25098	No
159	GOM_NL__2PRFIN20061218_111229_000000362053_00495_25098_0427.N1	18-DEC-2006 11:12:29	Bright	35.500	49	1Alp UMi	1.9900	6300.0	71	25098	No
160	GOM_NL__2PRFIN20061218_111710_000000372053_00495_25098_0428.N1	18-DEC-2006 11:17:10	Bright	36.500	60	7Bet UMi	2.0810	3950.0	73	25098	No

338	GOM_NL__2PRFIN20061218_234729_000000372054_00002_25106_0429.N1	18-DEC-2006 23:47:29	Dark	36.500	159	Ups Car	2.9200	7200.0	73	25106	No
339	GOM_NL__2PRFIN20061218_234855_000000422054_00002_25106_0430.N1	18-DEC-2006 23:48:55	Dark	42.000	71	lot Car	2.2460	7700.0	84	25106	No
340	GOM_NL__2PRFIN20061218_235047_000000472054_00002_25106_0431.N1	18-DEC-2006 23:50:47	Dark	47.000	41	Eps Car	1.8600	4100.0	94	25106	No
341	GOM_NL__2PRFIN20061218_235533_000000452054_00002_25106_0432.N1	18-DEC-2006 23:55:33	Dark	44.500	2	Alp Car	-0.73600	7000.0	89	25106	No

3. Quality information per product

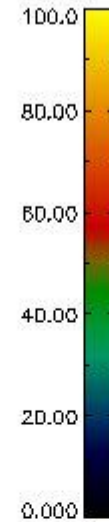
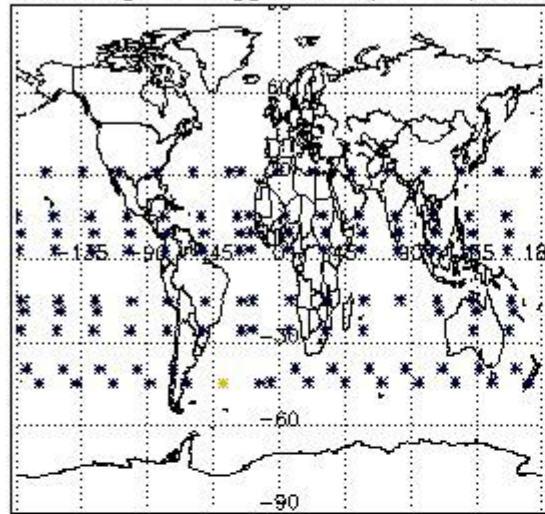
In this section it is plotted some information contained in the Quality Summary data set of the level 2 products. Only products in dark limb conditions and without errors (error flag in the MPH set to "0") are used.

3.1 Plot quality information per product (time dependant)

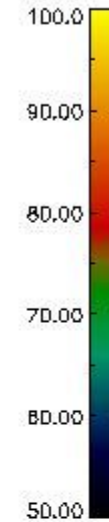
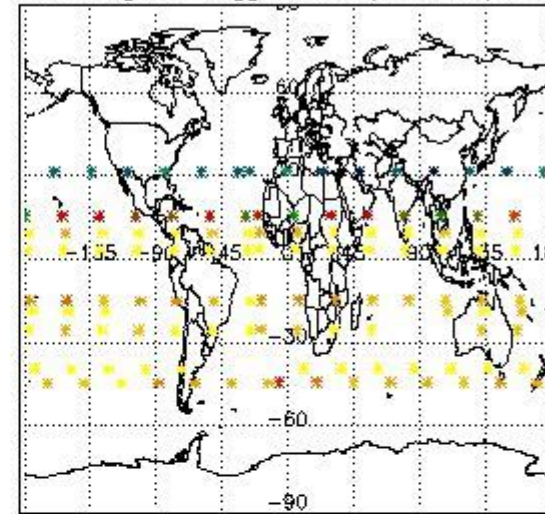


3.2 Plot quality information per product (world map)


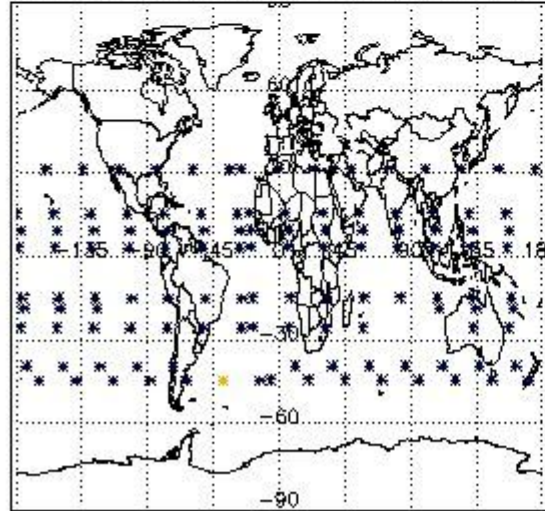
Percentage of flagged data per O3 profile



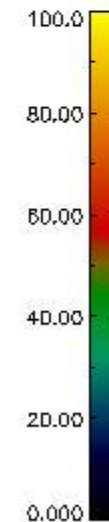
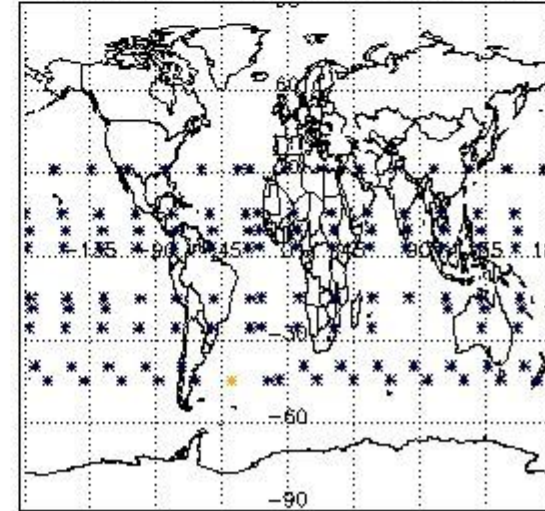
Percentage of flagged data per H2O profile



Percentage of flagged data per NO2 profile



Percentage of flagged data per NO3 profile

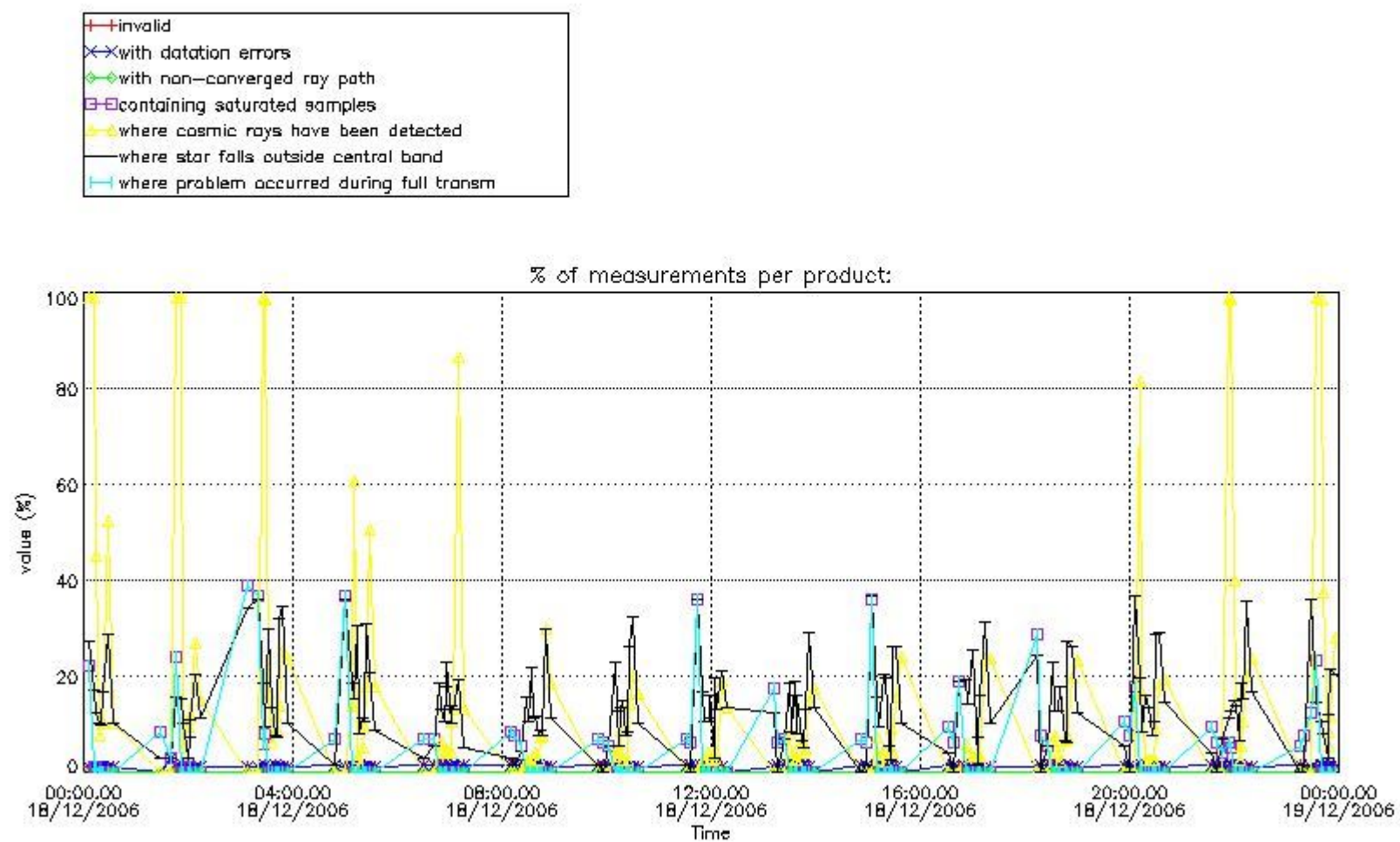


4. Level 1 quality information per product

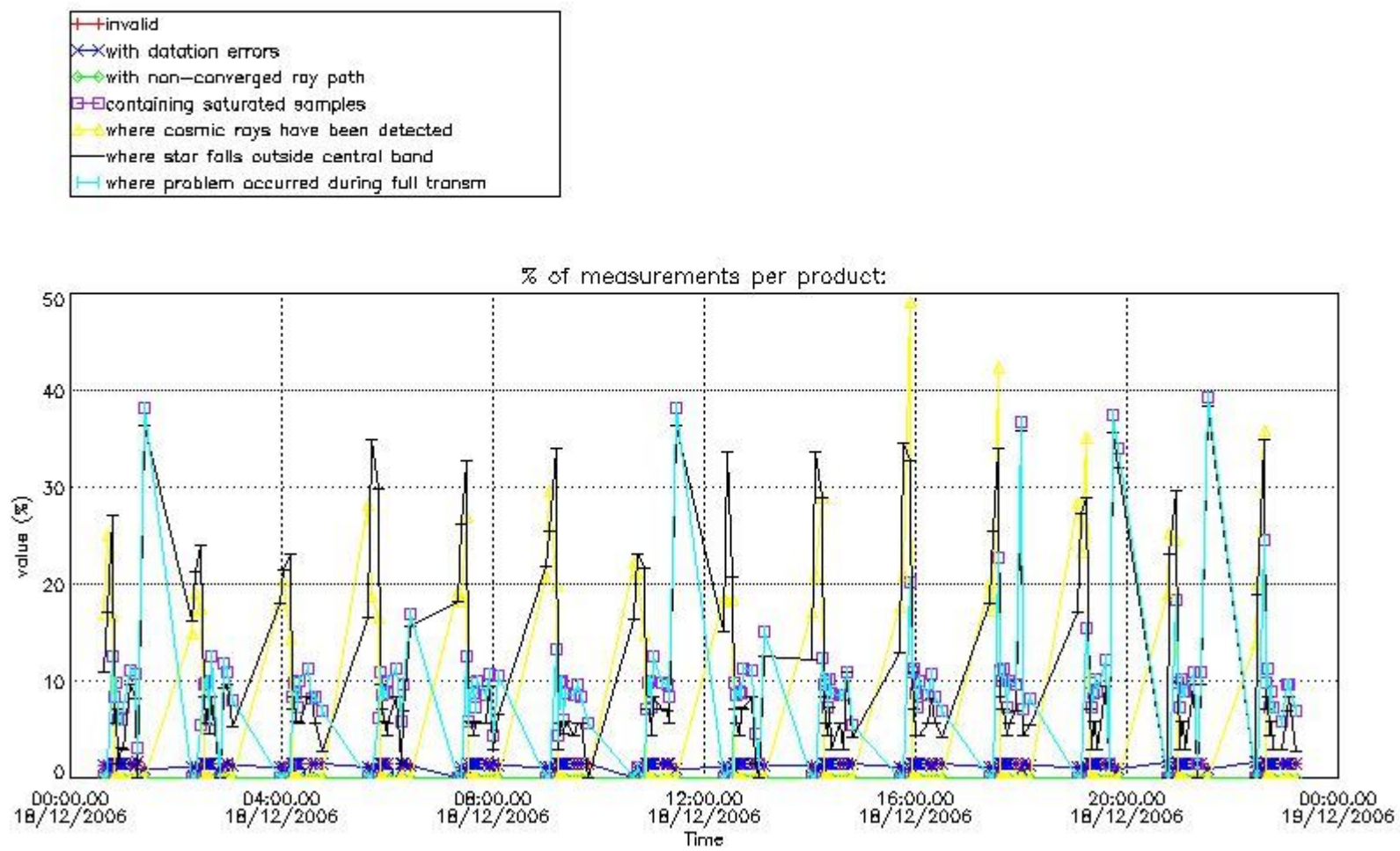
In this section it is plotted some information contained in the Quality Summary data set of the level 2 products that comes from the level 1b processing. Products without errors (error flag in the MPH set to "0") are used.

4.1 Plot quality information per product (time dependant) coming from level 1b processing

4.1.1 Plot level 1 quality information per product (time dependant): ENVISAT ASCENDING passes



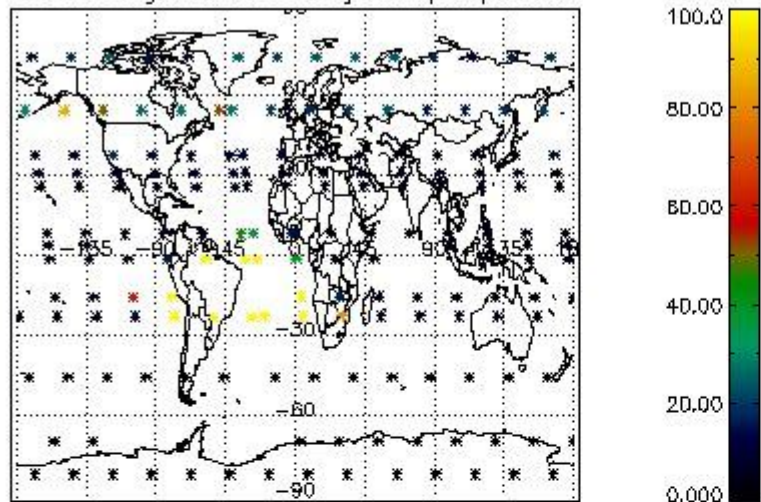
4.1.2 Plot level 1 quality information per product (time dependant): ENVI SAT DESCENDING passes



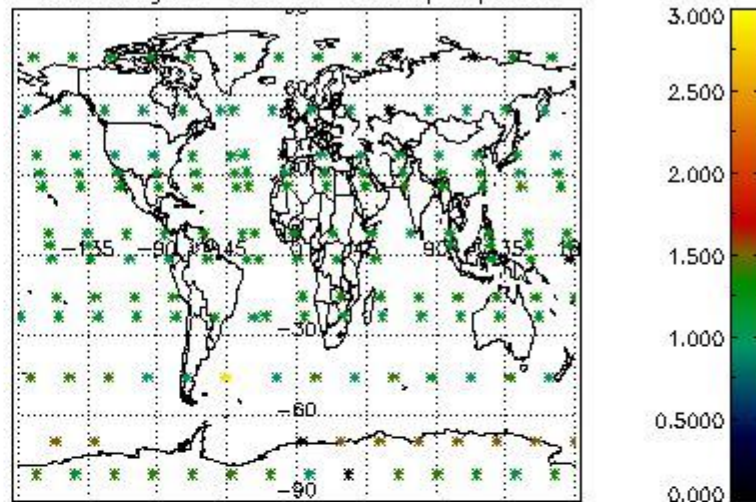
4.2 Plot quality information per product coming from level 1b processing (world map)

4.2.1 Plot level 1 quality information per product (world map): ENVISAT ASCENDING passes

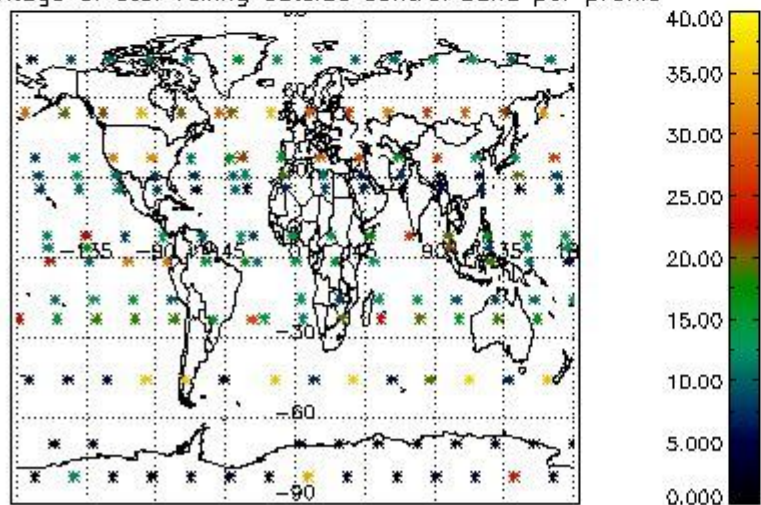
Percentage of cosmic ray hits per profile



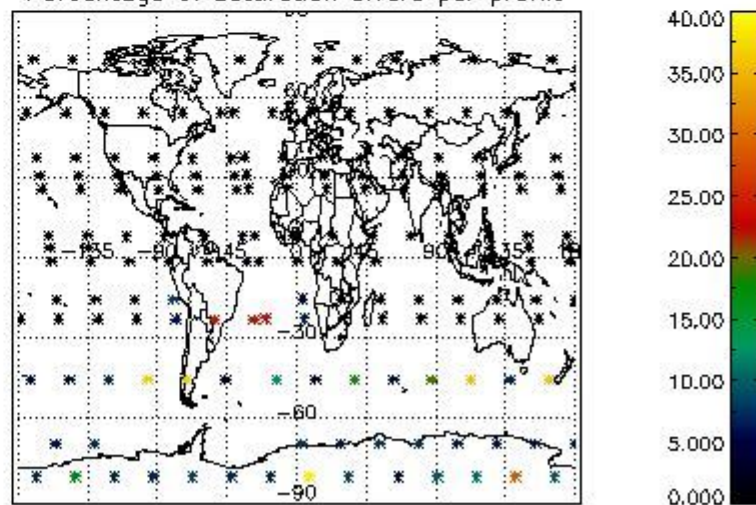
Percentage of datation errors per profile



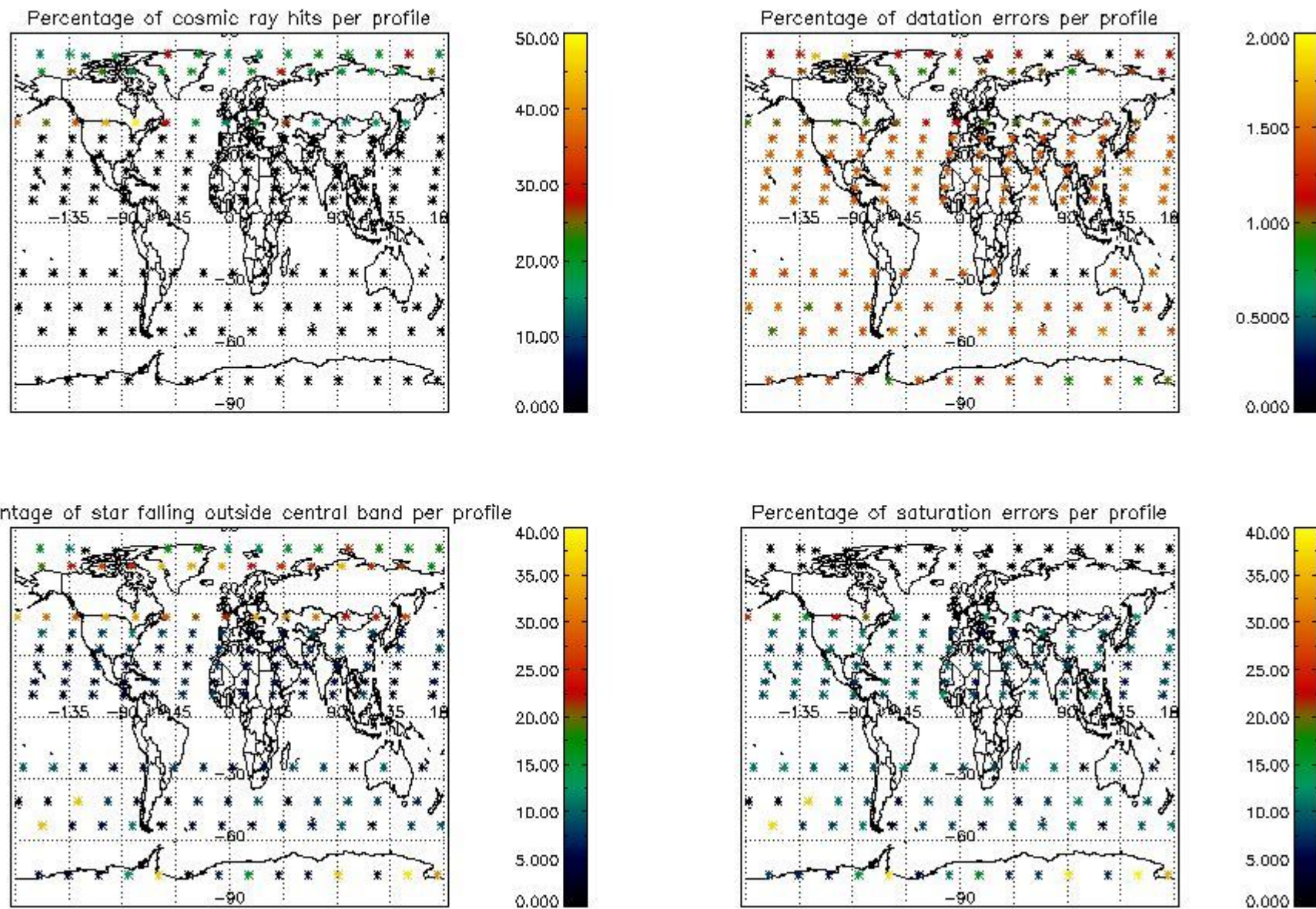
Percentage of star falling outside central band per profile



Percentage of saturation errors per profile



4.2.2 Plot level 1 quality information per product (world map): ENVISAT DESCENDING passes



5. Trace gas profiles

5.1 Ozone statistics based on quality of products

The final quality of the products can be "measured" using the STD (Standard Deviation) attached to every point profile. This information is written to the parameter GOM_NL__2P/NL_LOCAL_SPECIES_DENSITY/o3_std of the level 2 products. The table below shows the statistics for given STD ranges.

The statistics are given with respect to the overall valid production:

- Products without fatal errors: GOM_NL__2P/MPH/PRODUCT_ERR=0
- Valid point profile: GOM_NL__2P/NL_LOCAL_SPECIES_DENSITY/pcd(0)=0

The 'Criteria' is applied to valid points of dark limb products:

- Products in dark limb illumination condition: GOM_NL__2P/NL_SUMMARY_QUALITY/obs_ill_cond=0
- Products without fatal errors: GOM_NL__2P/MPH/PRODUCT_ERR=0
- Valid point profile: GOM_NL__2P/NL_LOCAL_SPECIES_DENSITY/pcd(0)=0

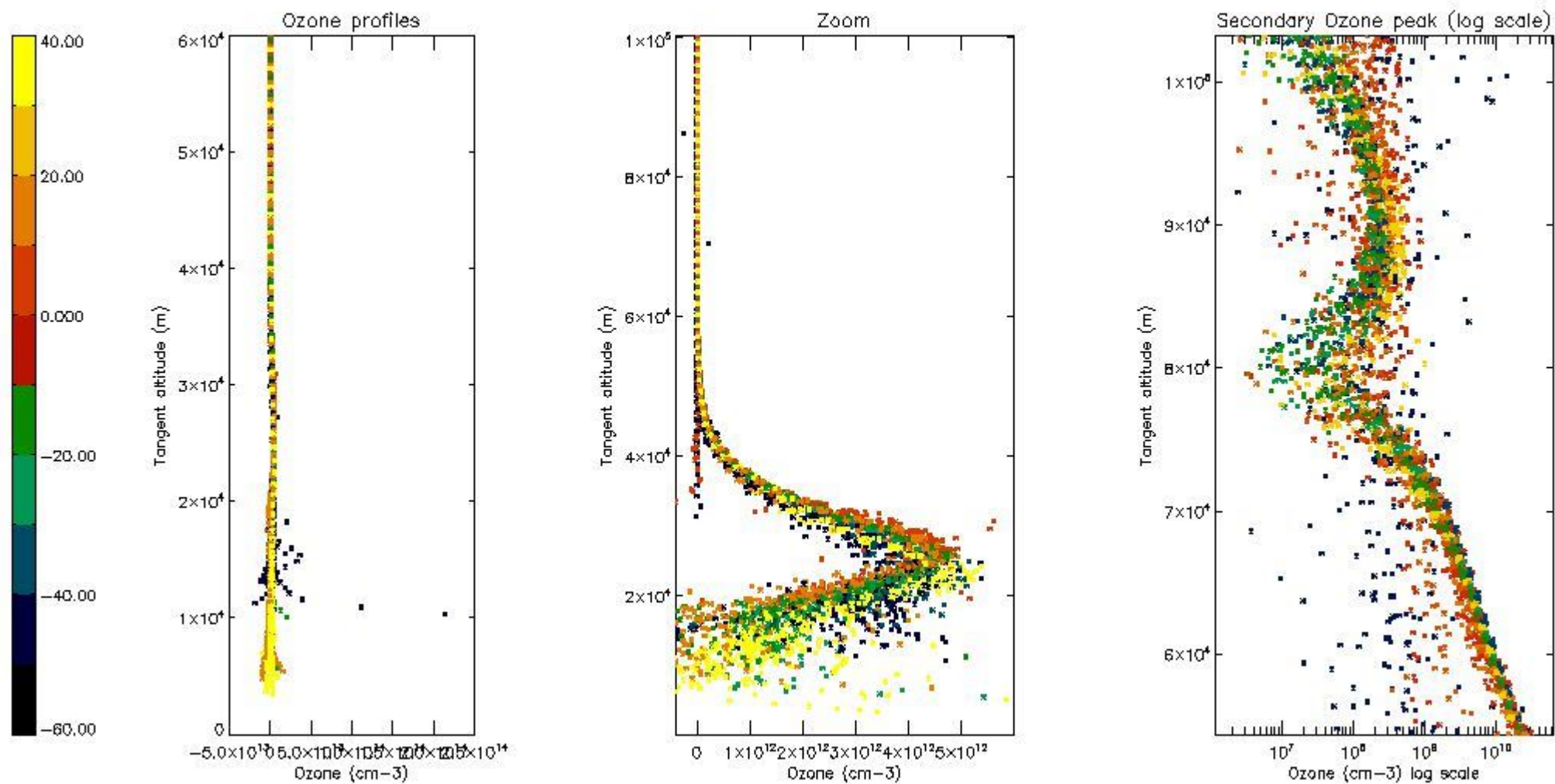
So, the table below shows the percentage of dark limb and valid observations for each criteria with respect to the overall valid daily observations.

Criteria	% of total production
All STD	38
STD < 20	22

STD < 10	17
STD < 5	10

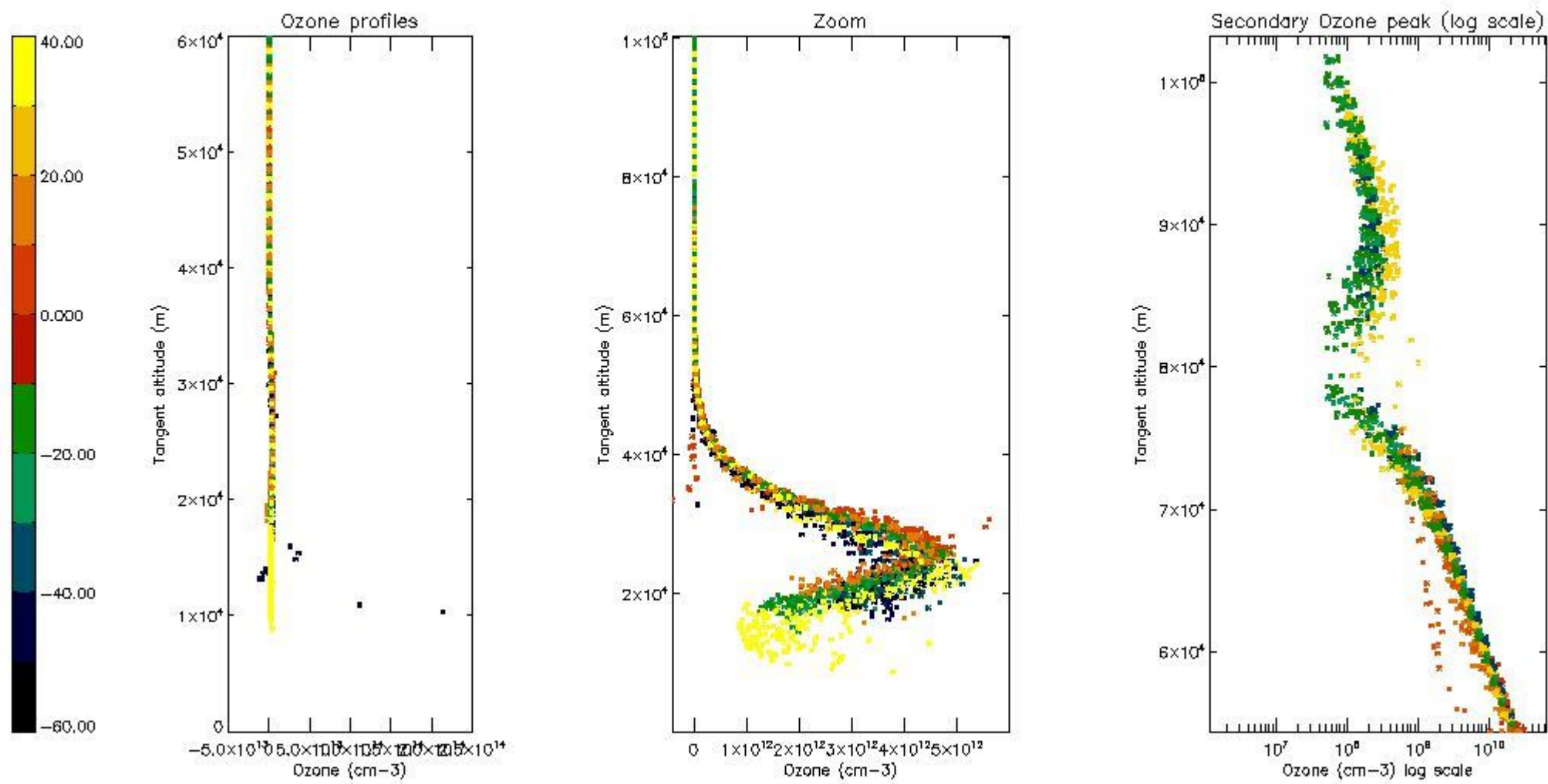
5.2 Plot ozone profiles for all STD (dark without errors)

The colorbar represents the latitude.



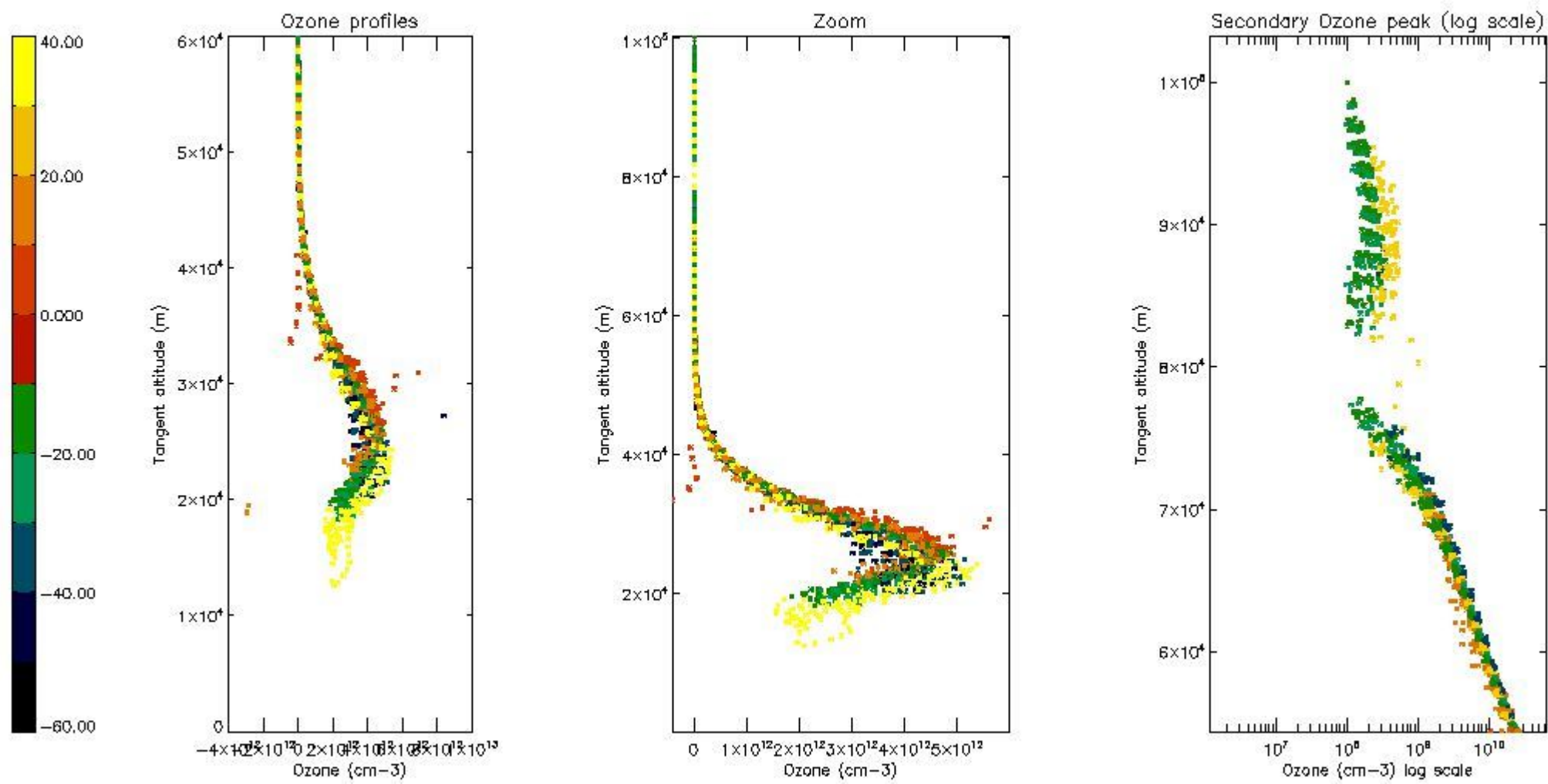
5.3 Plot ozone profiles where STD < 20% (dark without errors)

The colorbar represents the latitude.



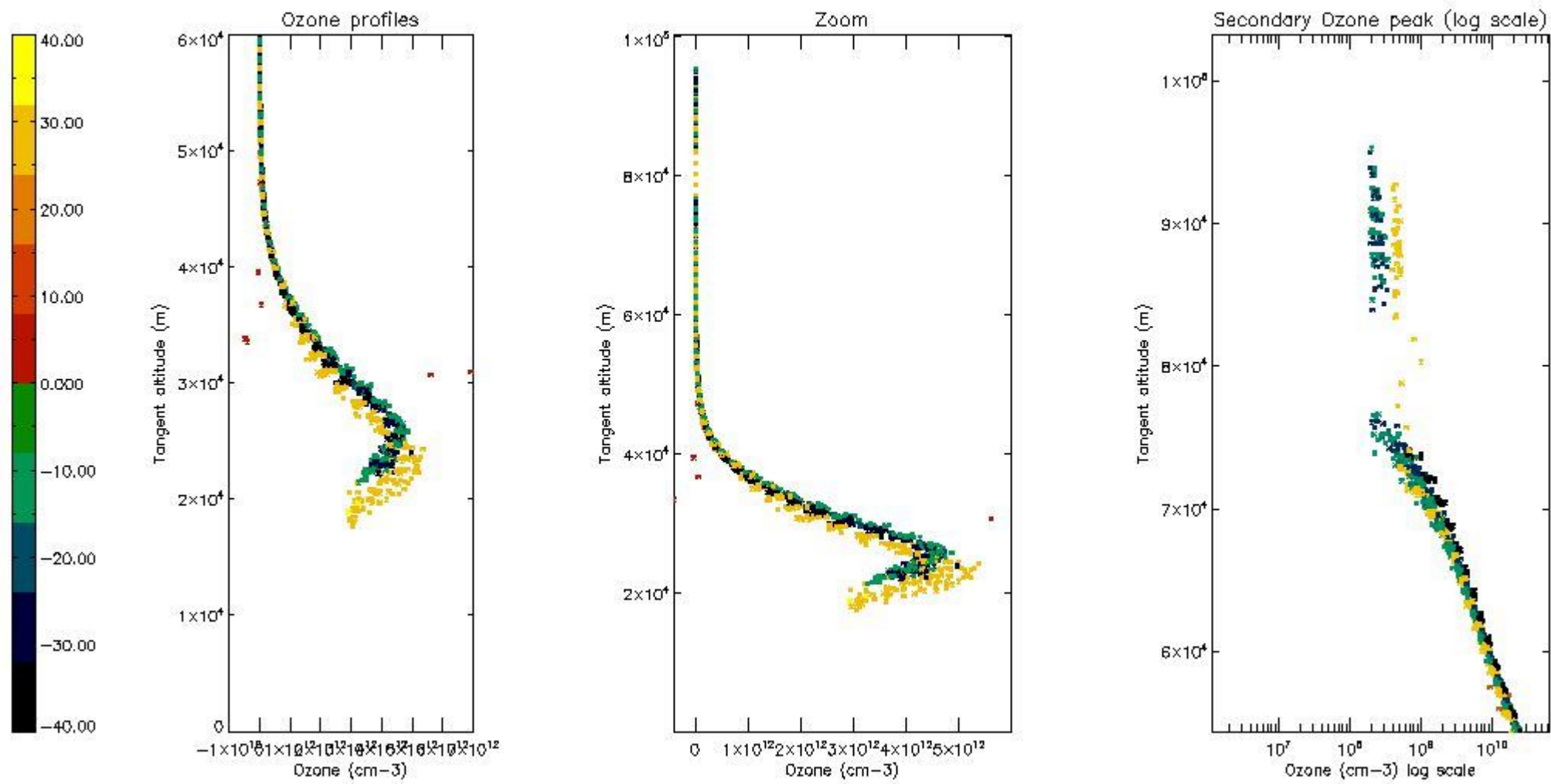
5.4 Plot ozone profiles where STD < 10% (dark without errors)

The colorbar represents the latitude.



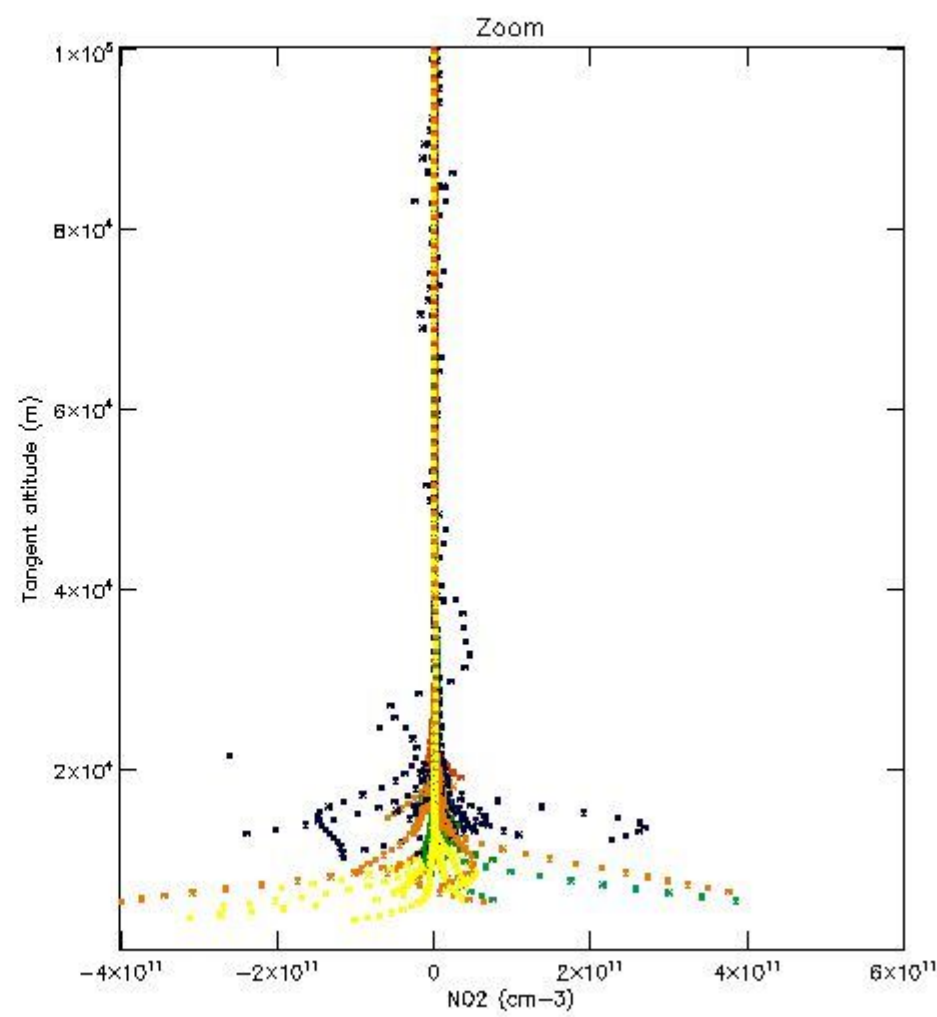
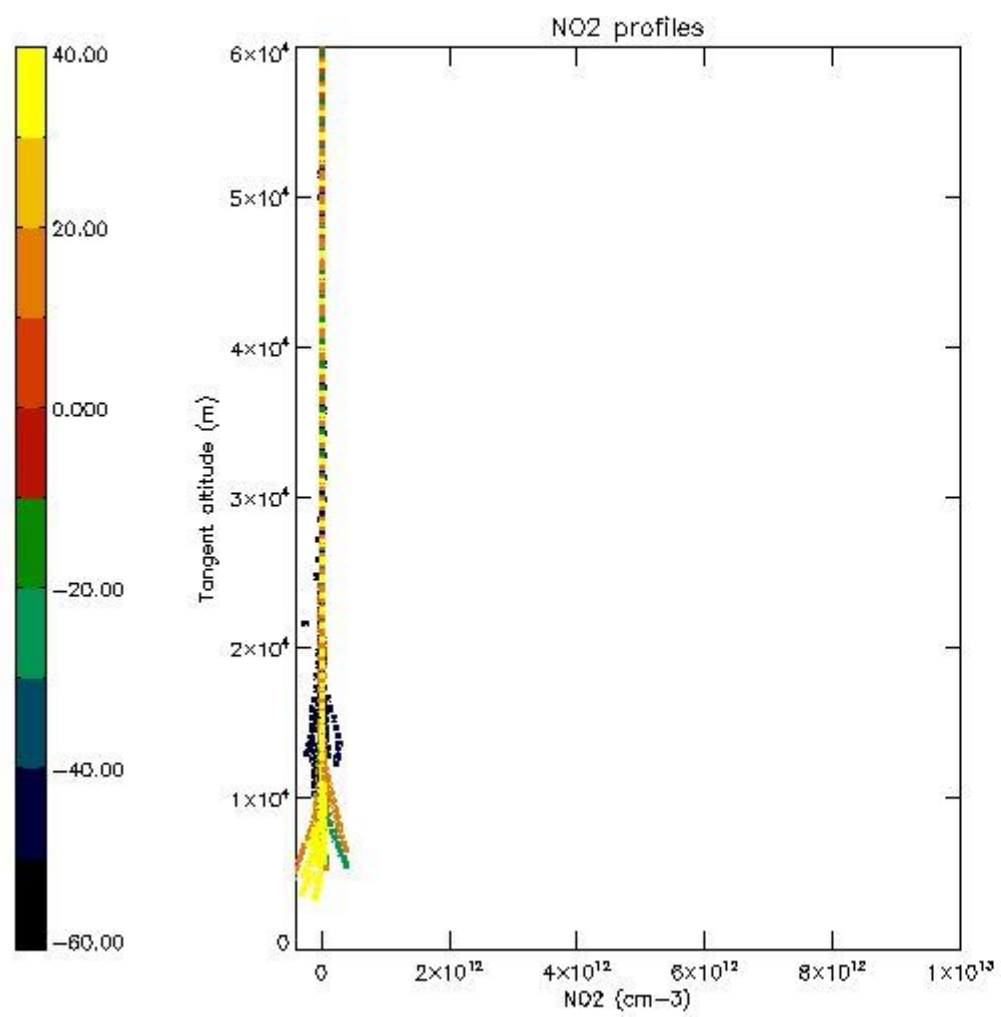
5.5 Plot ozone profiles where STD < 5% (dark without errors)

The colorbar represents the latitude.



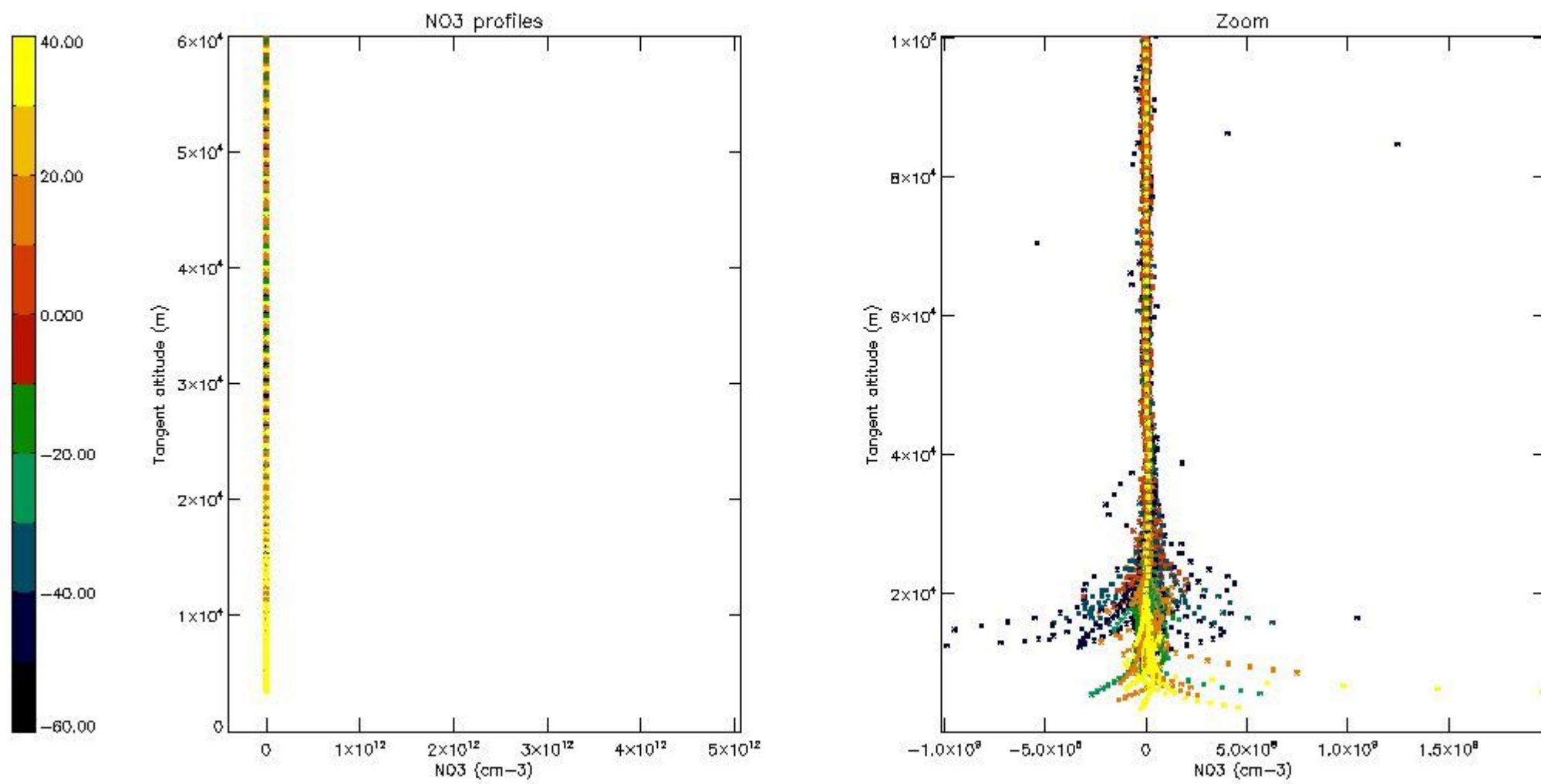
5.6 Plot NO₂ profiles for all STD (dark without errors)

The colorbar represents the latitude.



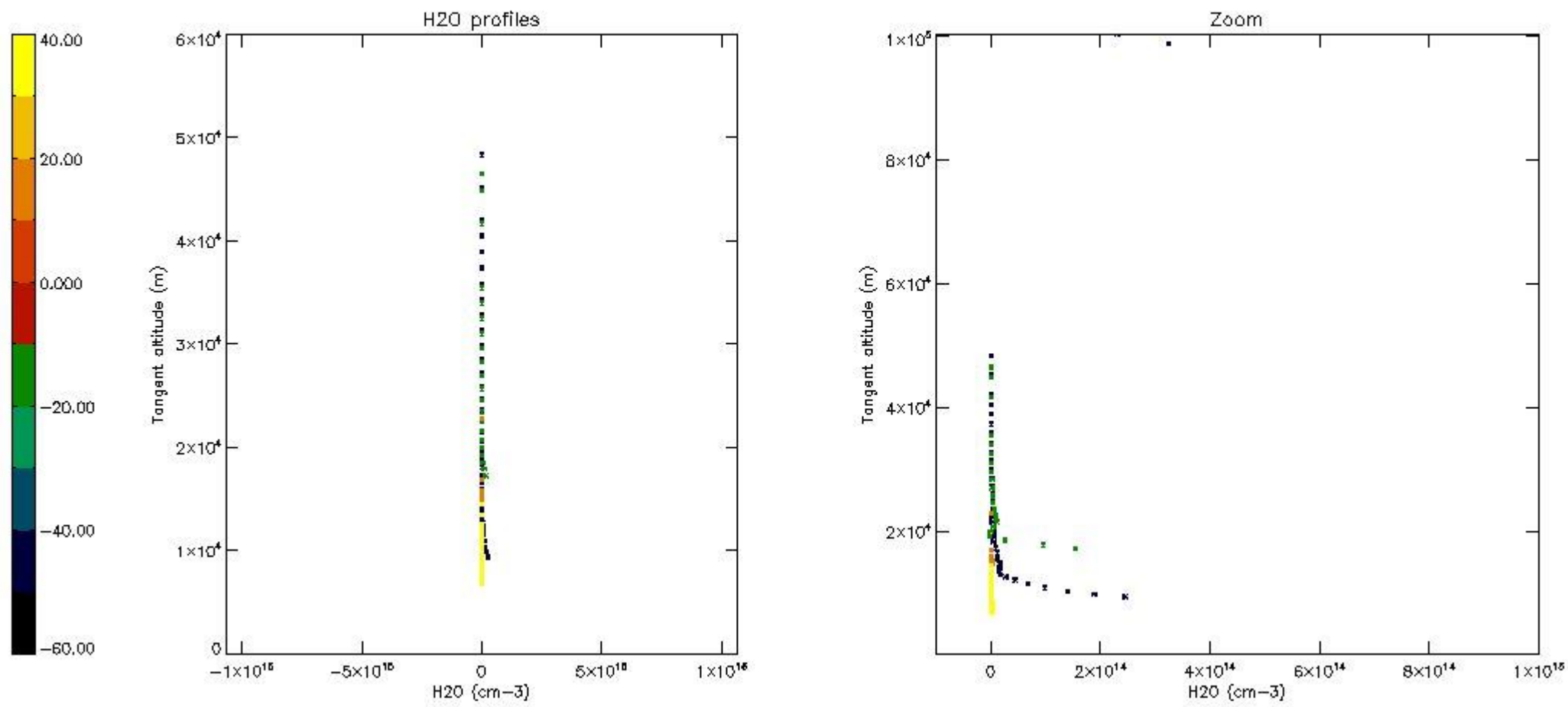
5.7 Plot NO3 profiles for all STD (dark without errors)

The colorbar represents the latitude.



5.8 Plot H2O profiles for all STD (only for occultations of stars 1,2,3,4,13,14,16,26,63 dark without errors)

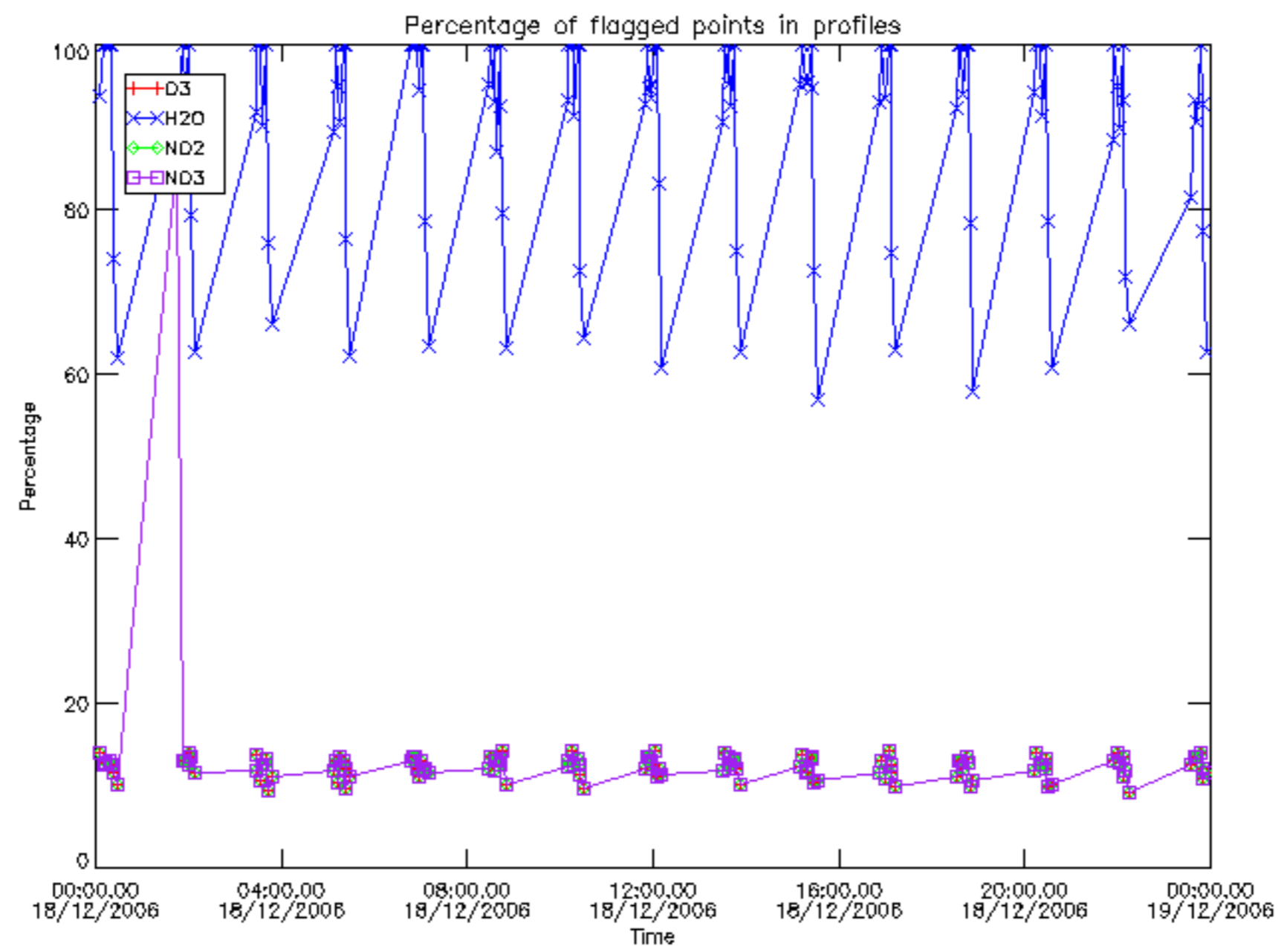
The colorbar represents the latitude.



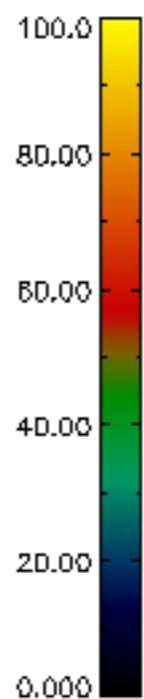
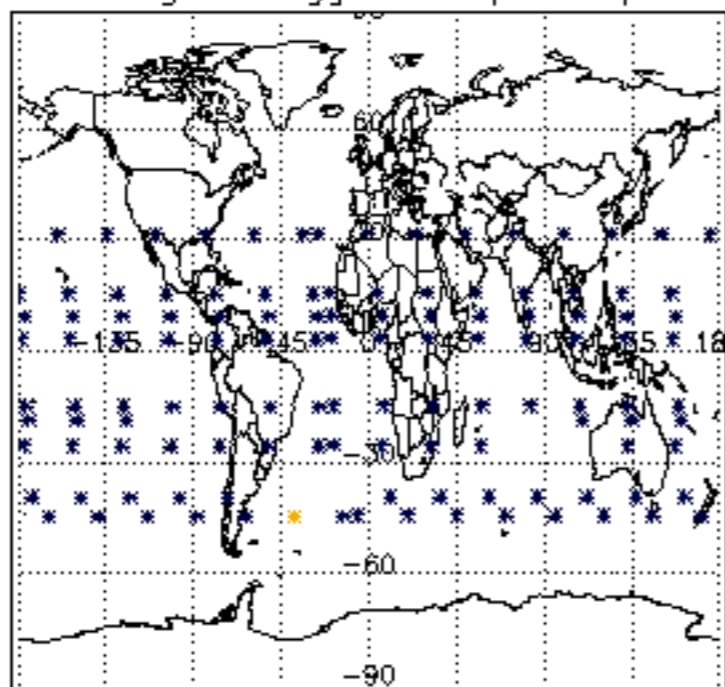
6. Auxiliary Data Files used for the production reported in section 2

The number reported in the third column indicates since which file (see list in section 2) the corresponding auxiliary file has been used. The fourth column is the date of those product files.

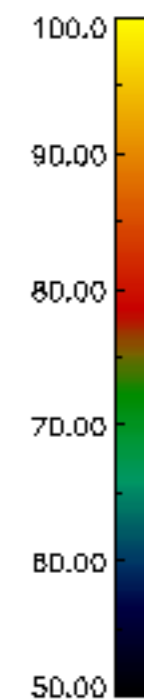
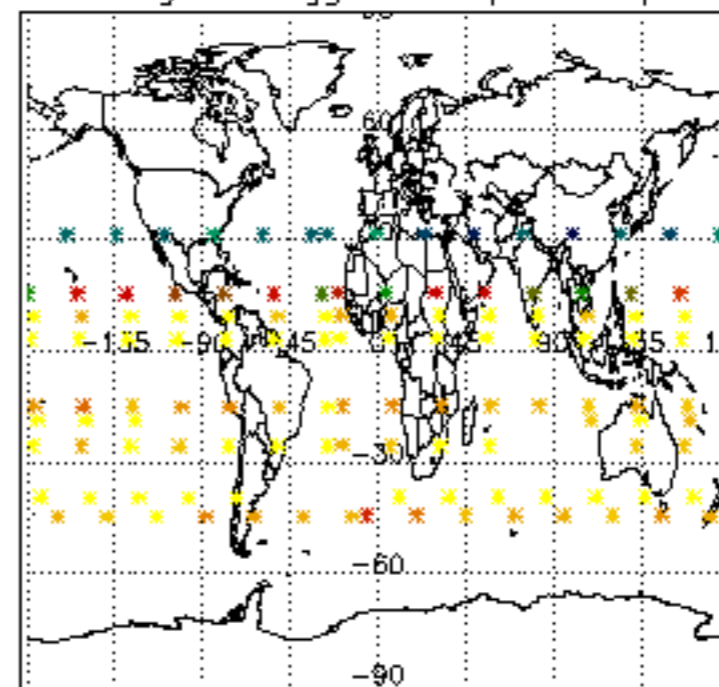
Type	Auxiliary Filename	Used since product	Used since product date
INST_PHYS_CHARACTERISTICS	GOM_INS_AXVIEC20091111_143220_20030716_120000_20500101_000000	1	18-DEC-2006 00:05:22
LEVEL-2_PROC_CONFIG	GOM_PR2_AXVIEC20091111_152718_20020301_000000_20500101_000000	1	18-DEC-2006 00:05:22
CROSS_SECTIONS_FILE	GOM_CRS_AXVIEC20091111_154832_20020301_000000_20500101_000000	1	18-DEC-2006 00:05:22



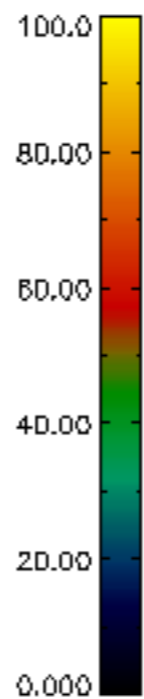
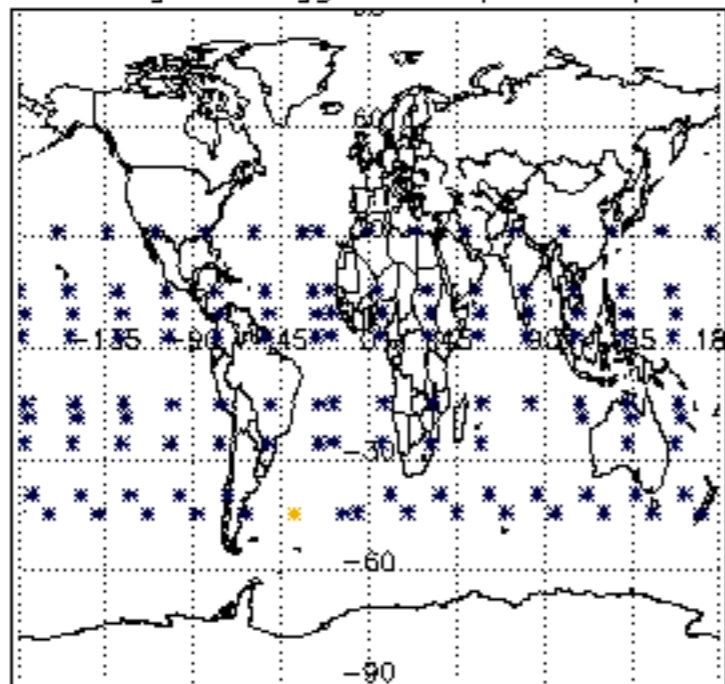
Percentage of flagged data per D3 profile



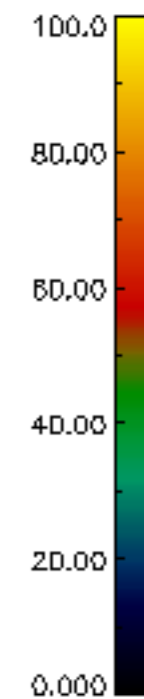
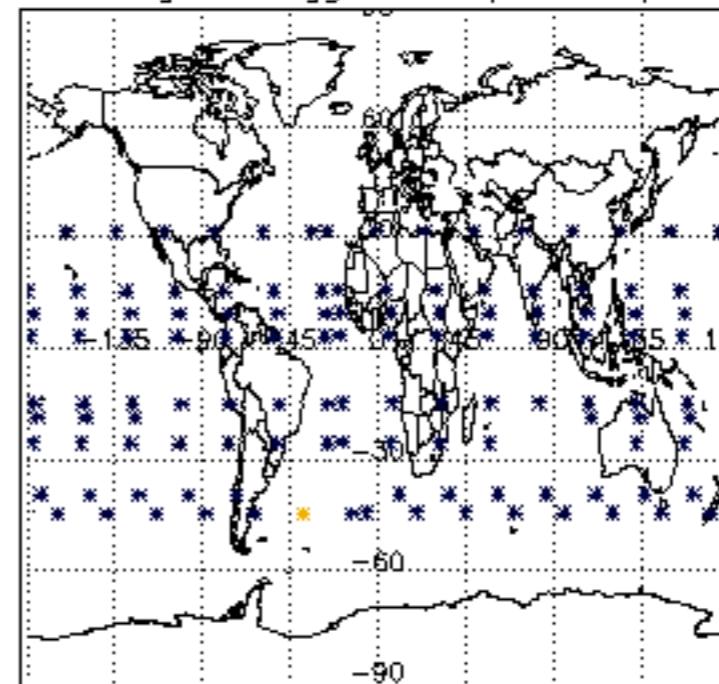
Percentage of flagged data per H2O profile

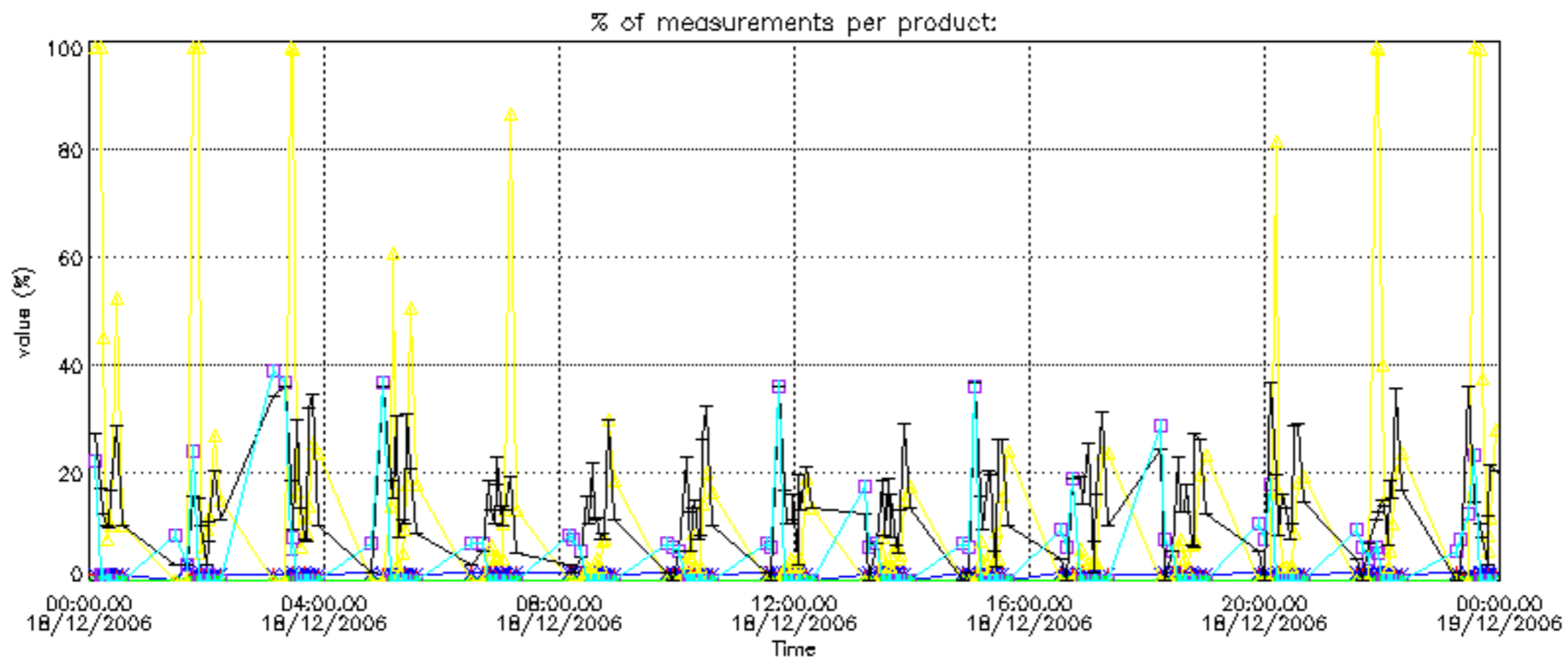
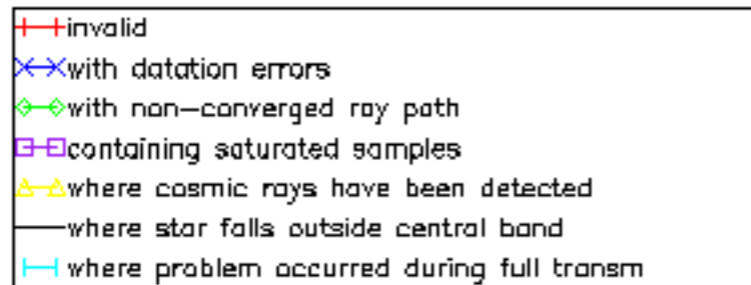


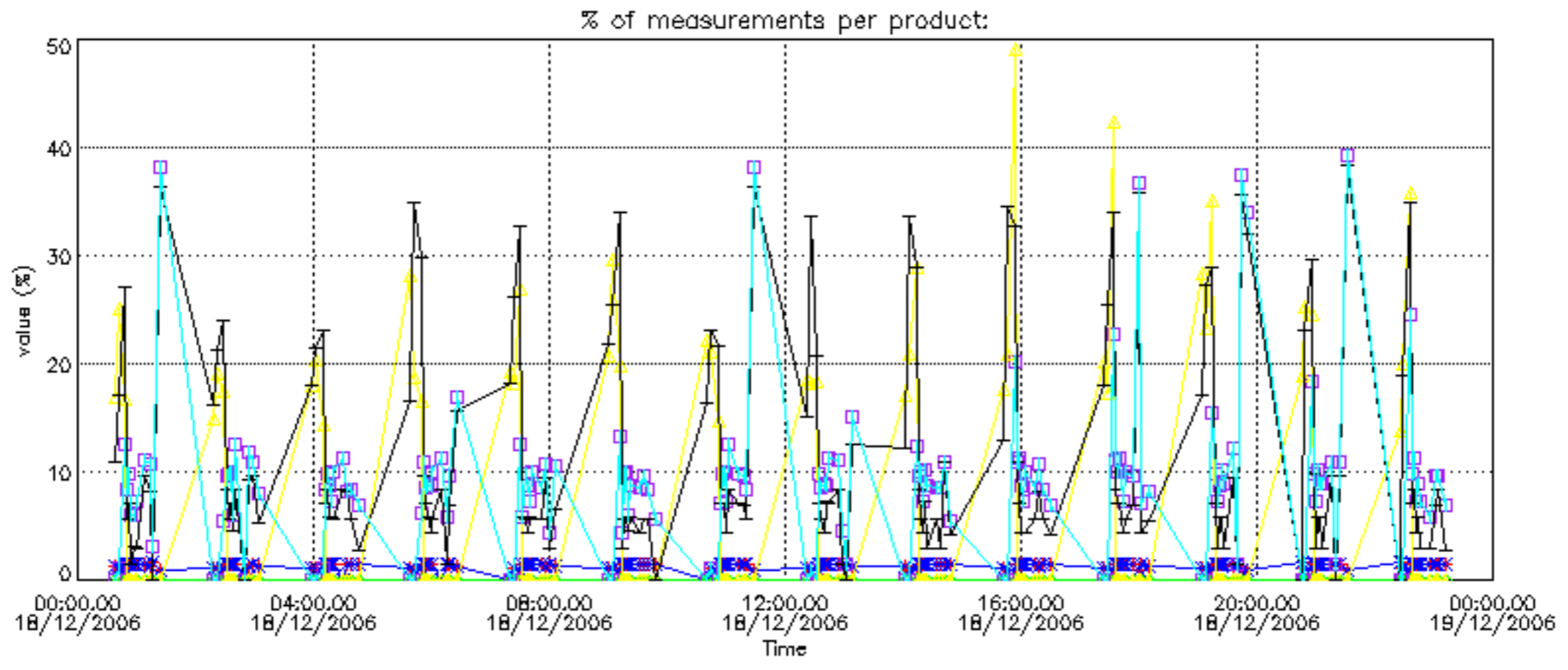
Percentage of flagged data per NO2 profile



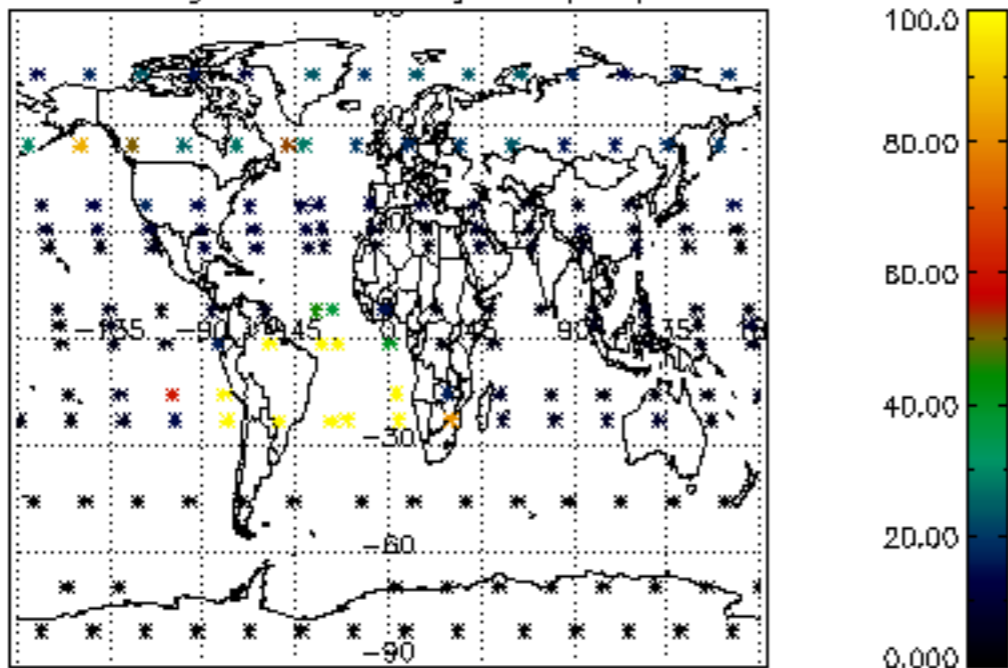
Percentage of flagged data per NO3 profile



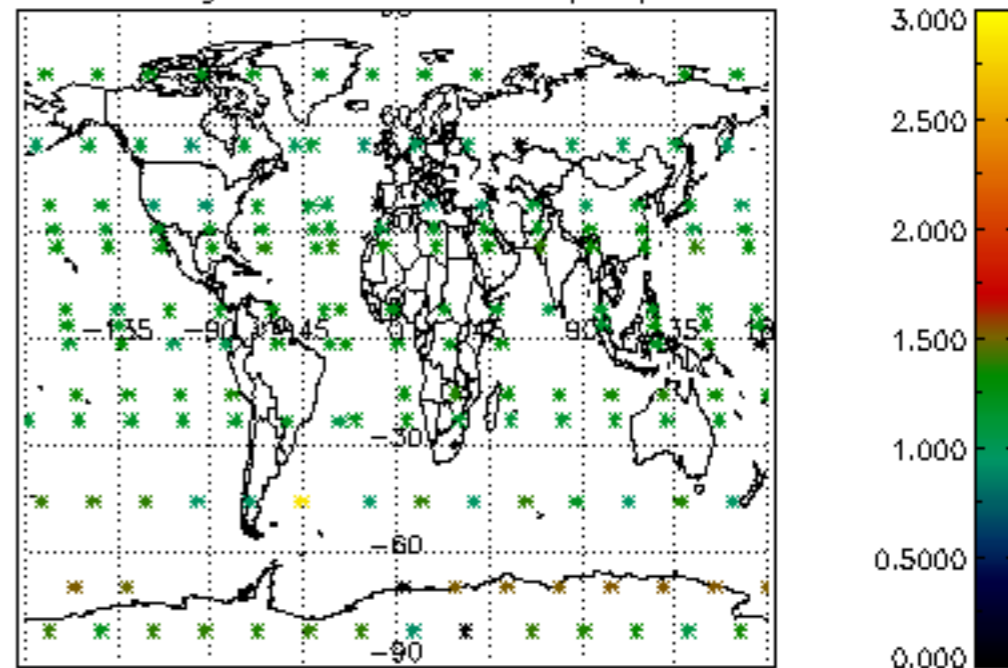




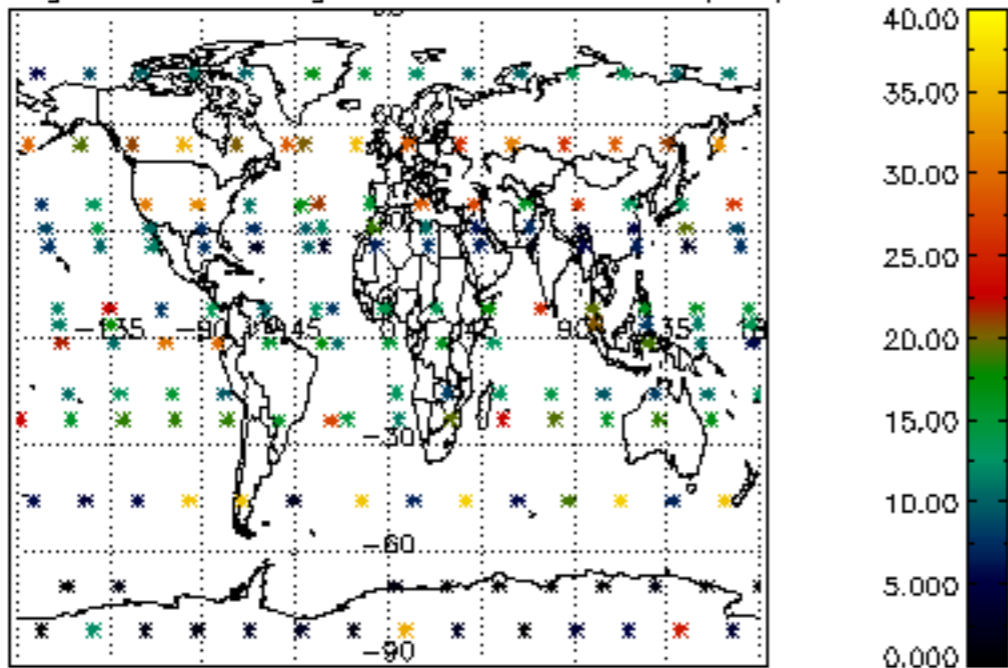
Percentage of cosmic ray hits per profile



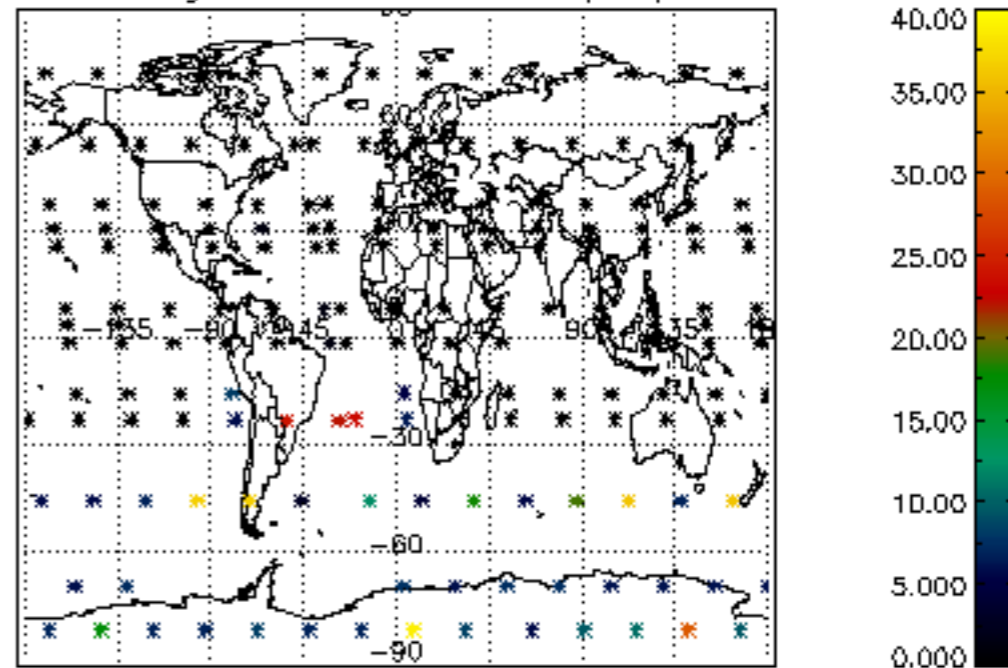
Percentage of datation errors per profile



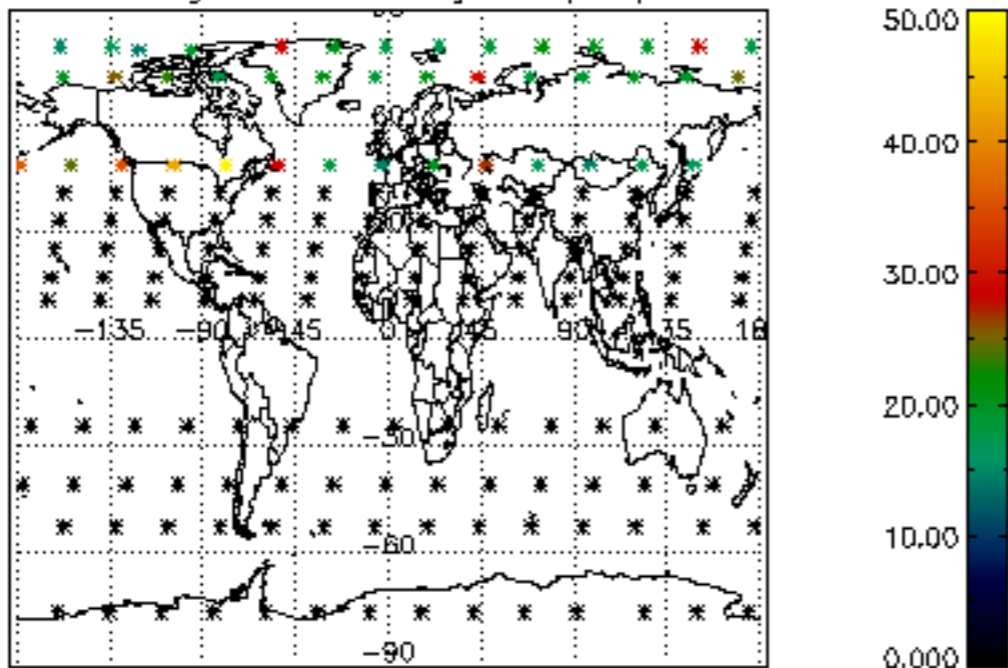
Percentage of star falling outside central band per profile



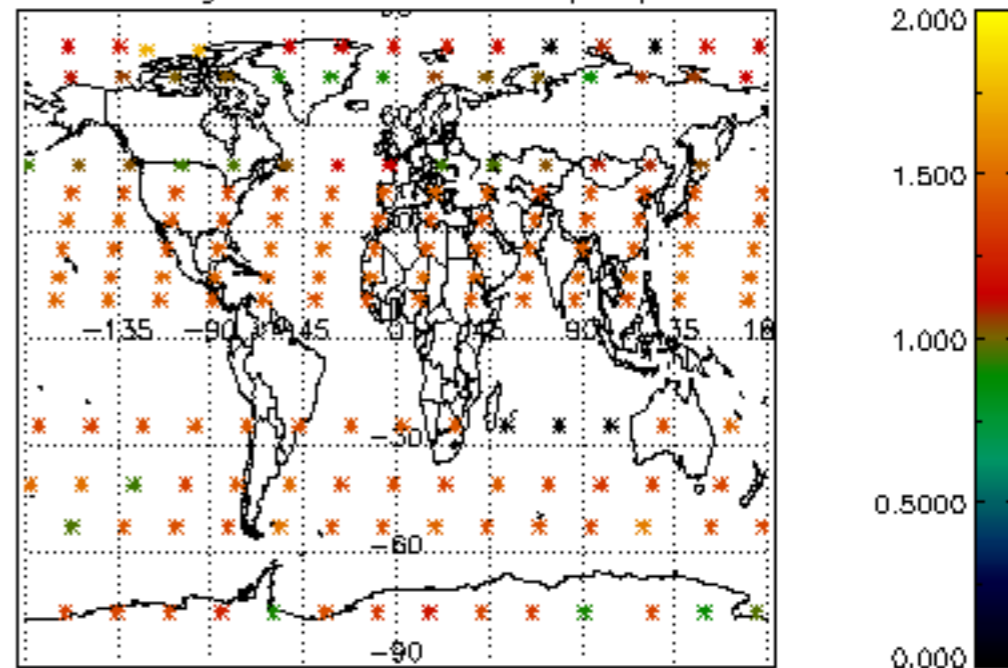
Percentage of saturation errors per profile



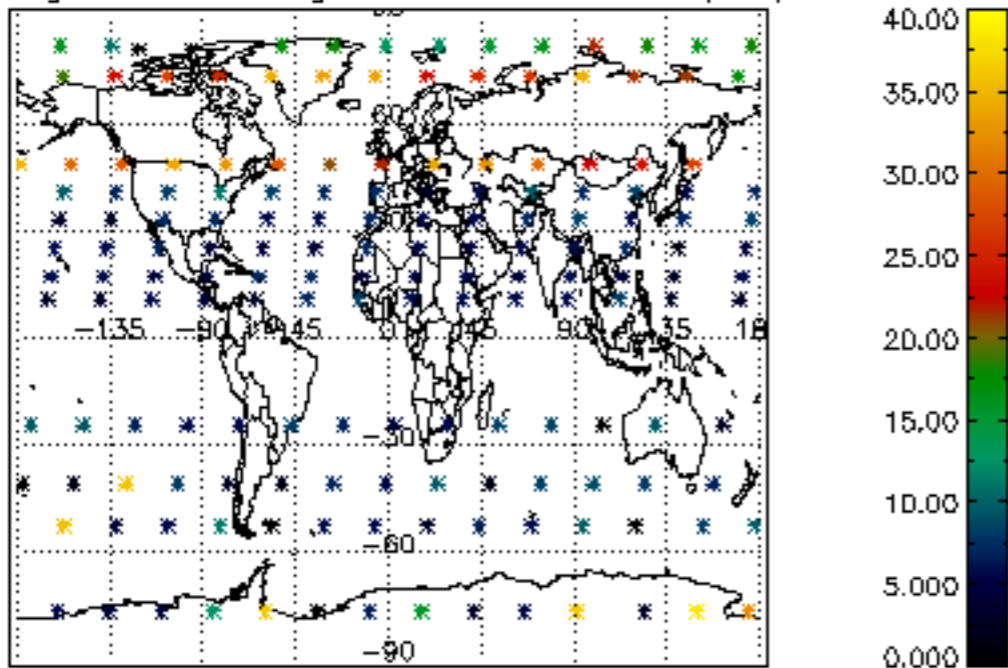
Percentage of cosmic ray hits per profile



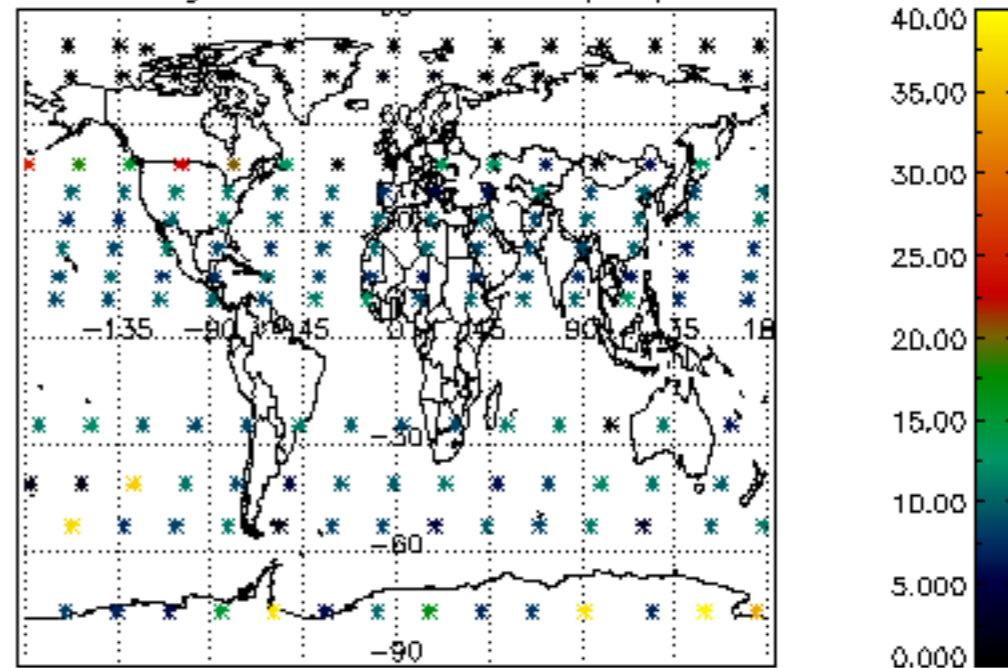
Percentage of datation errors per profile

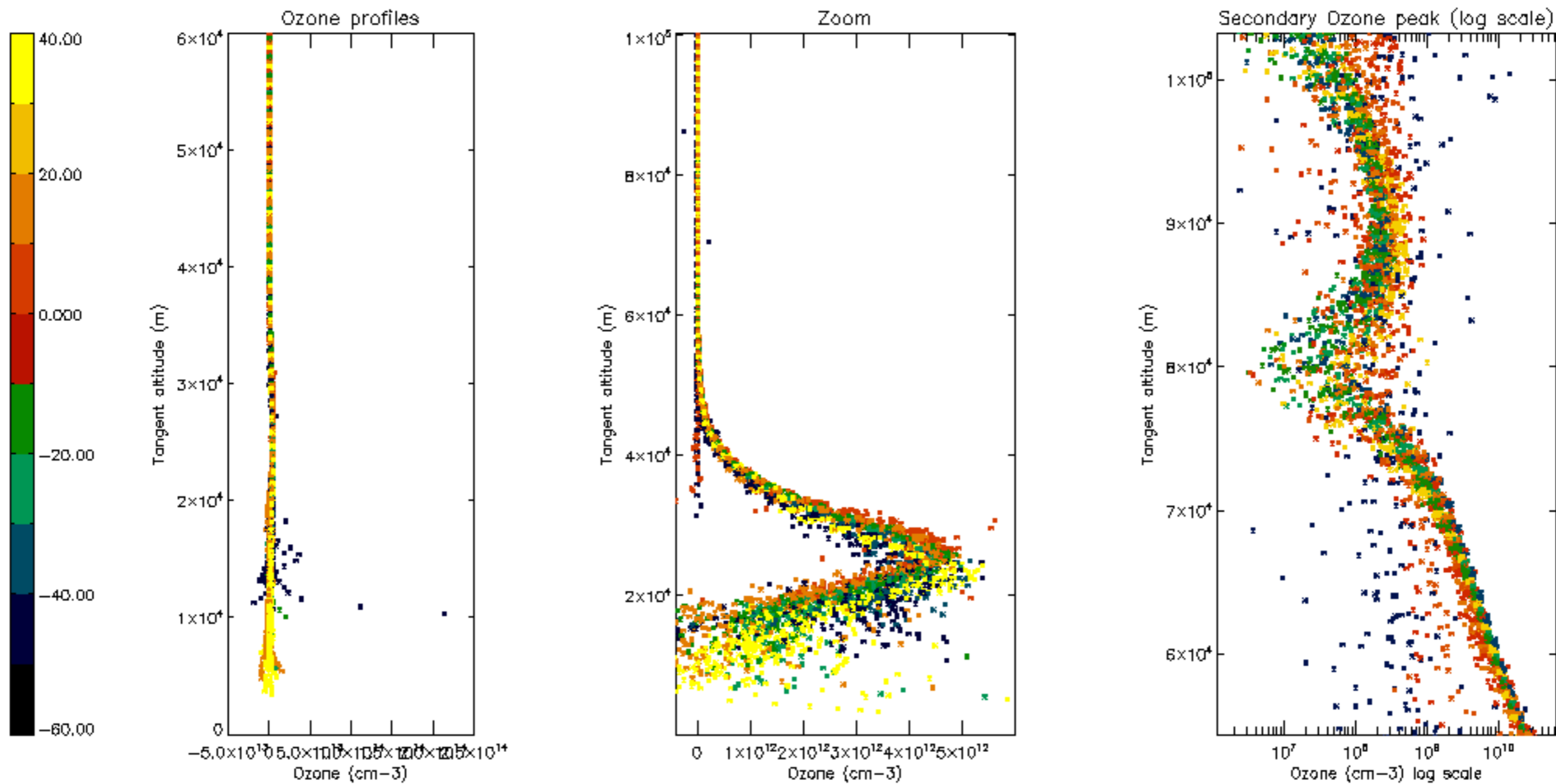


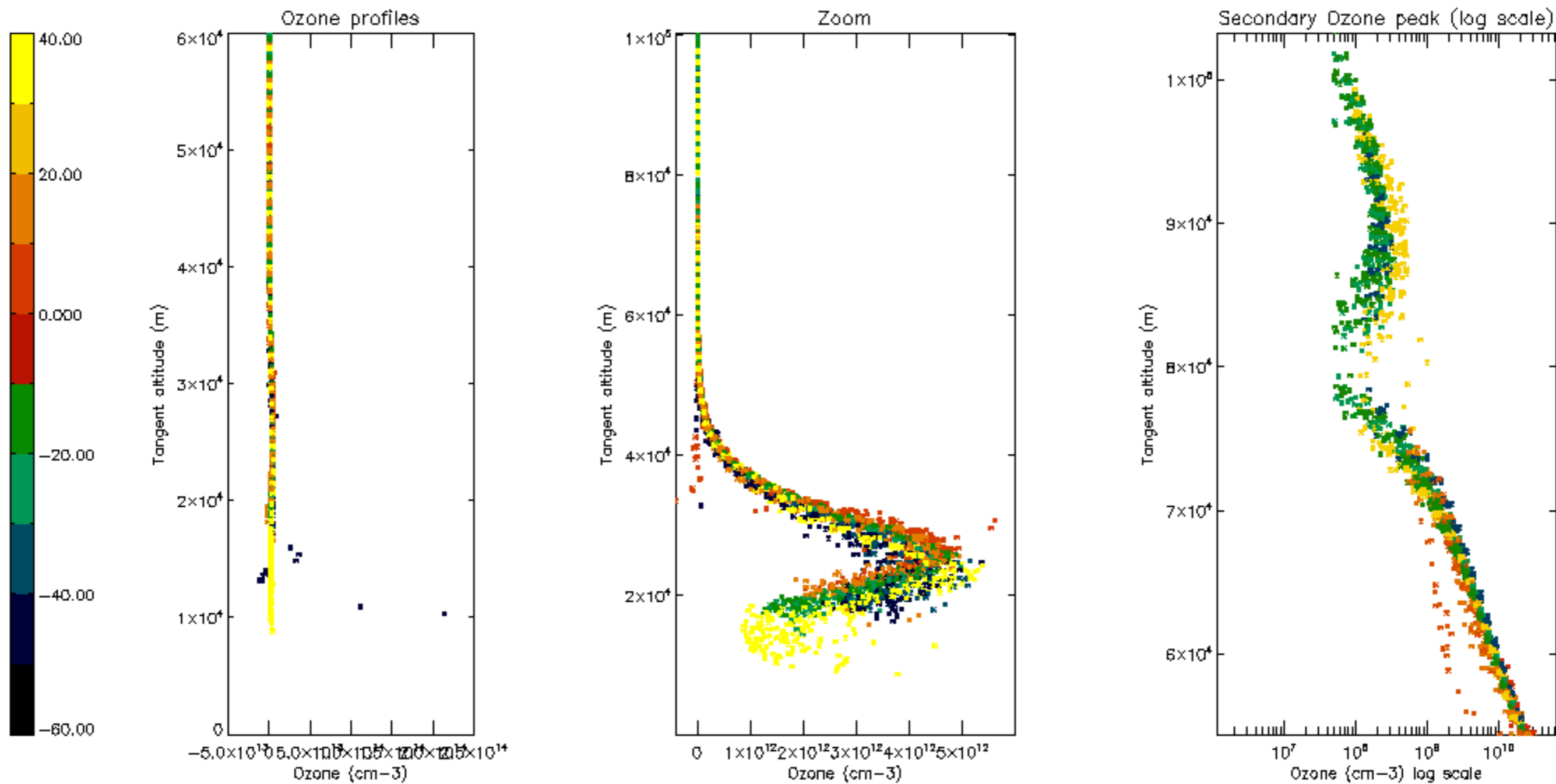
Percentage of star falling outside central band per profile

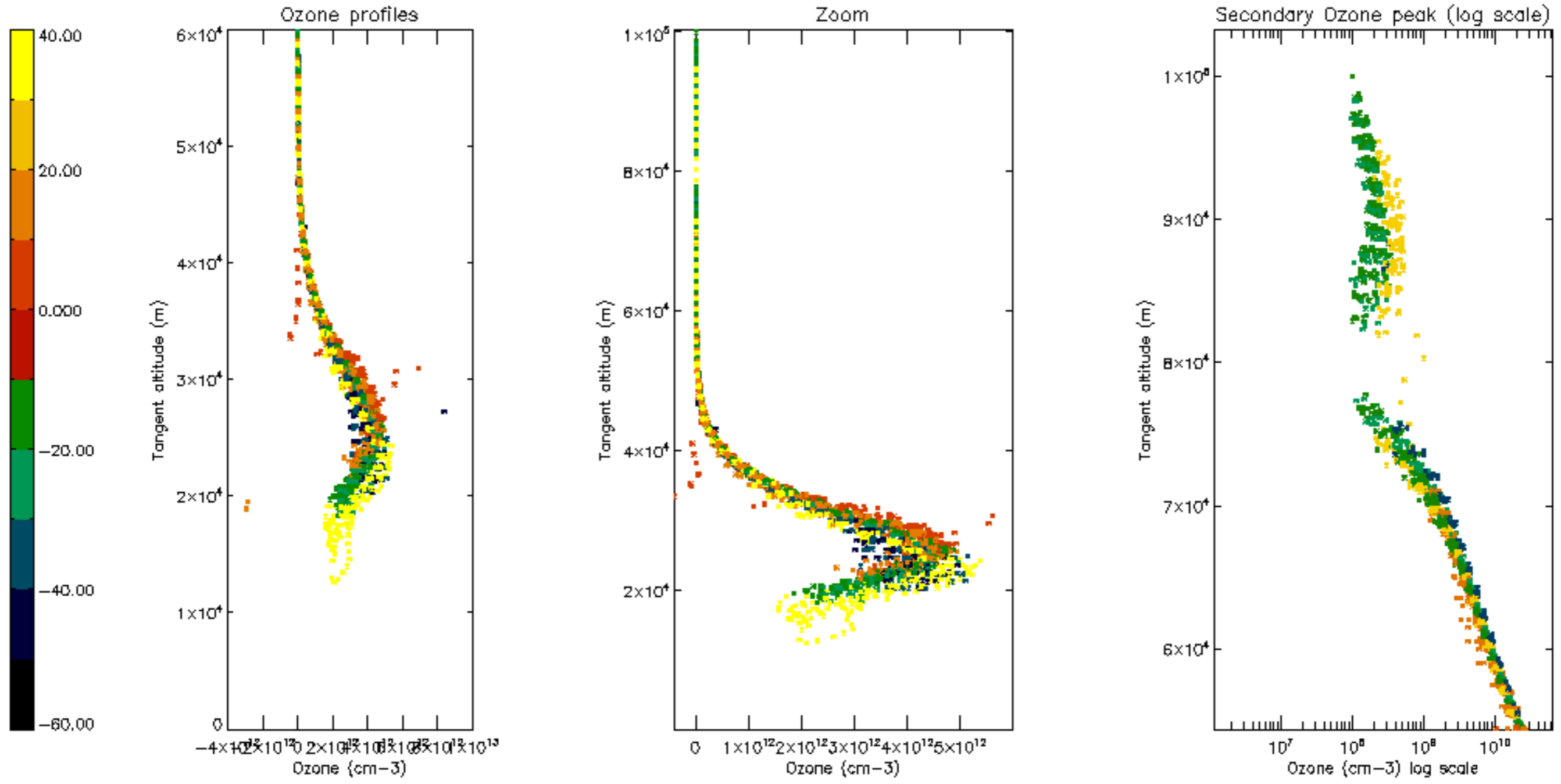


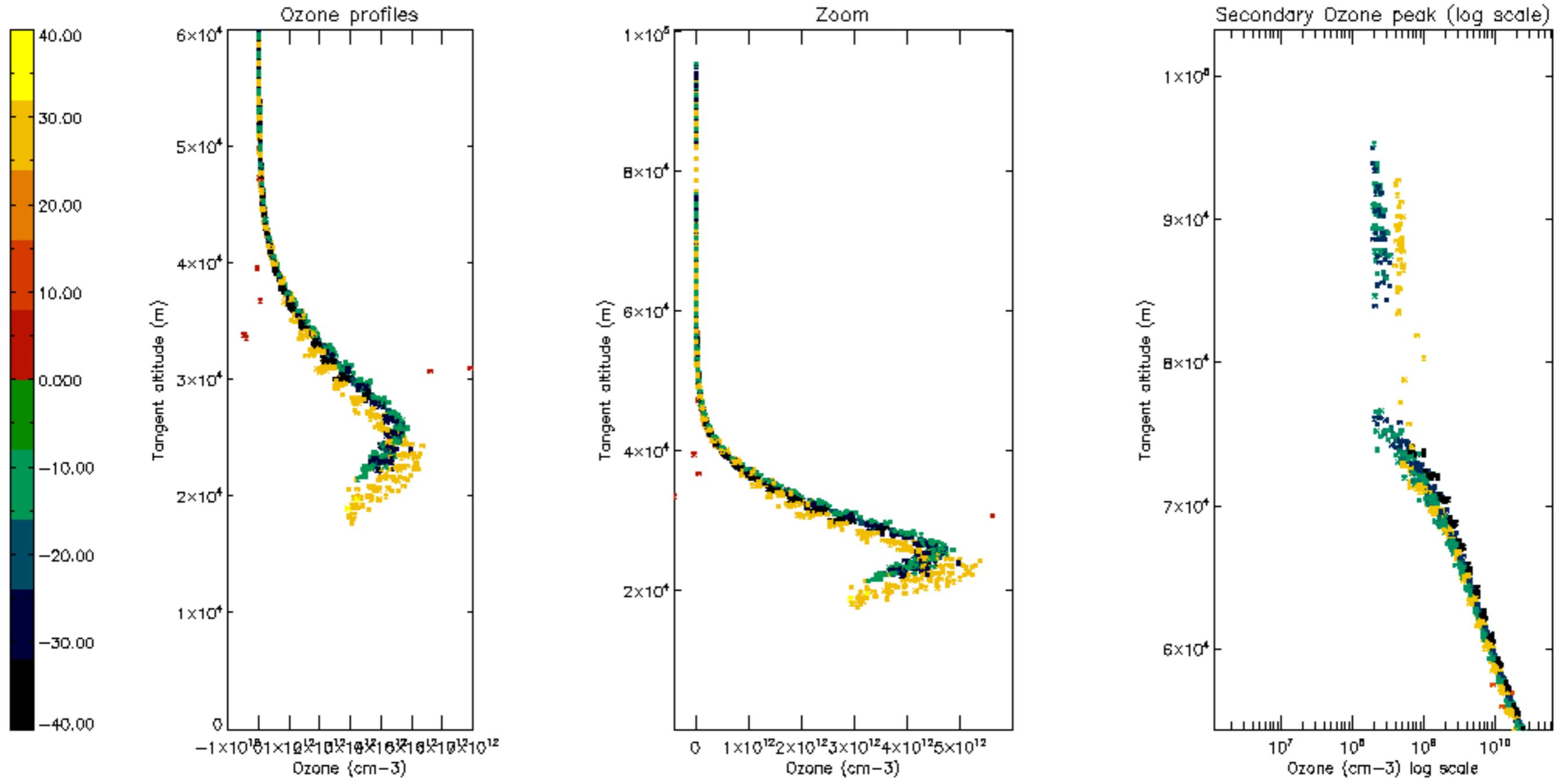
Percentage of saturation errors per profile

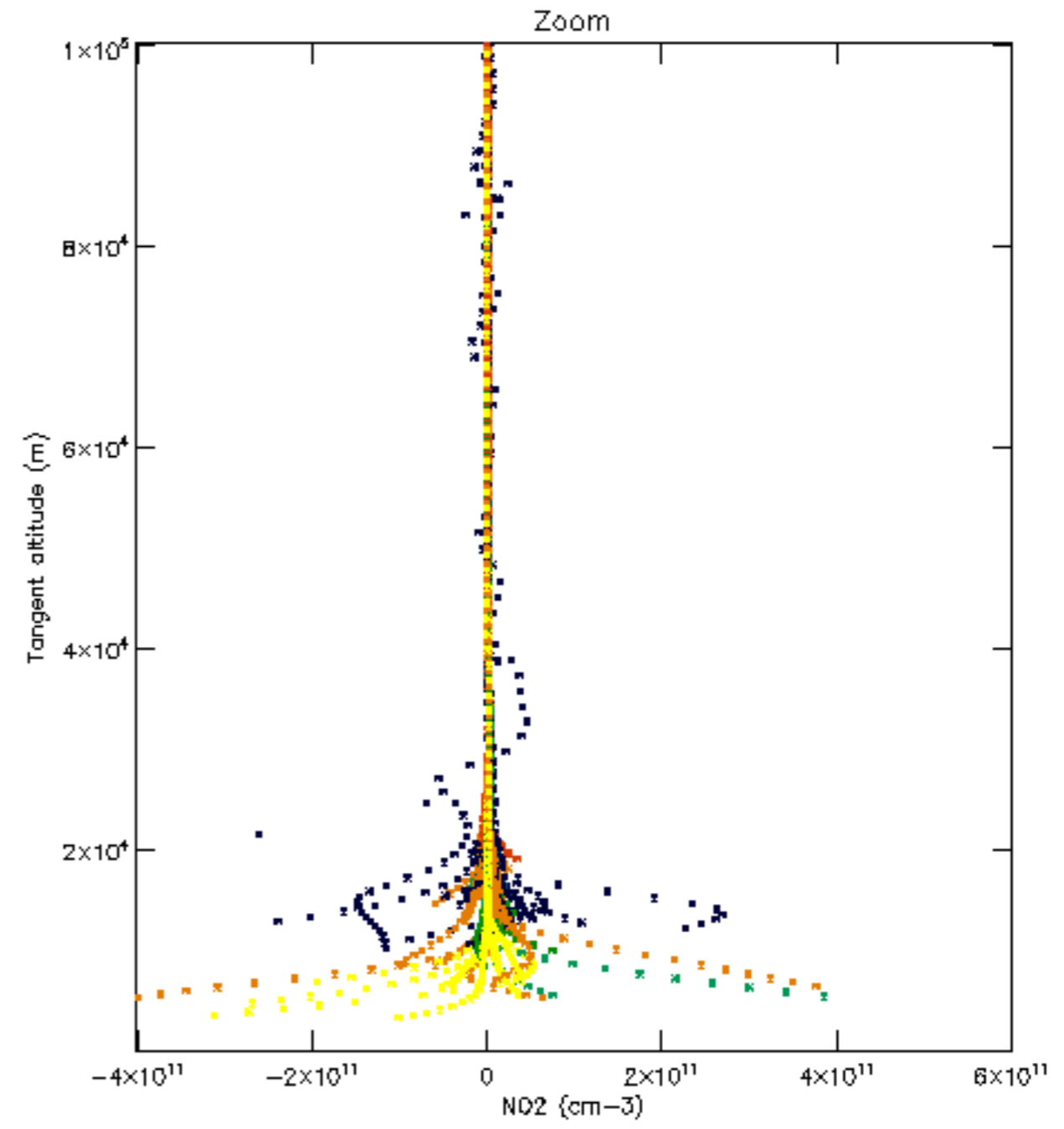
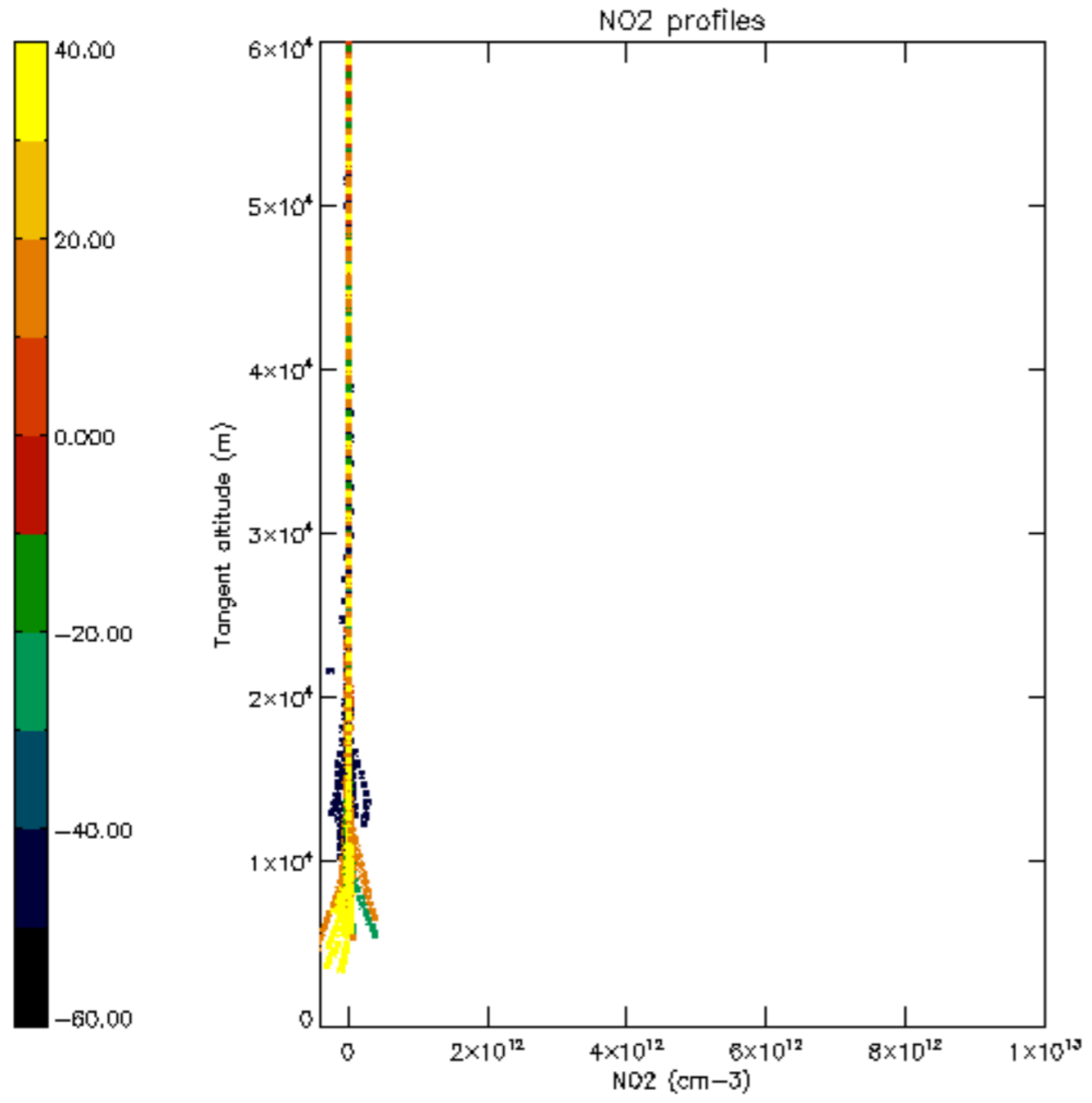


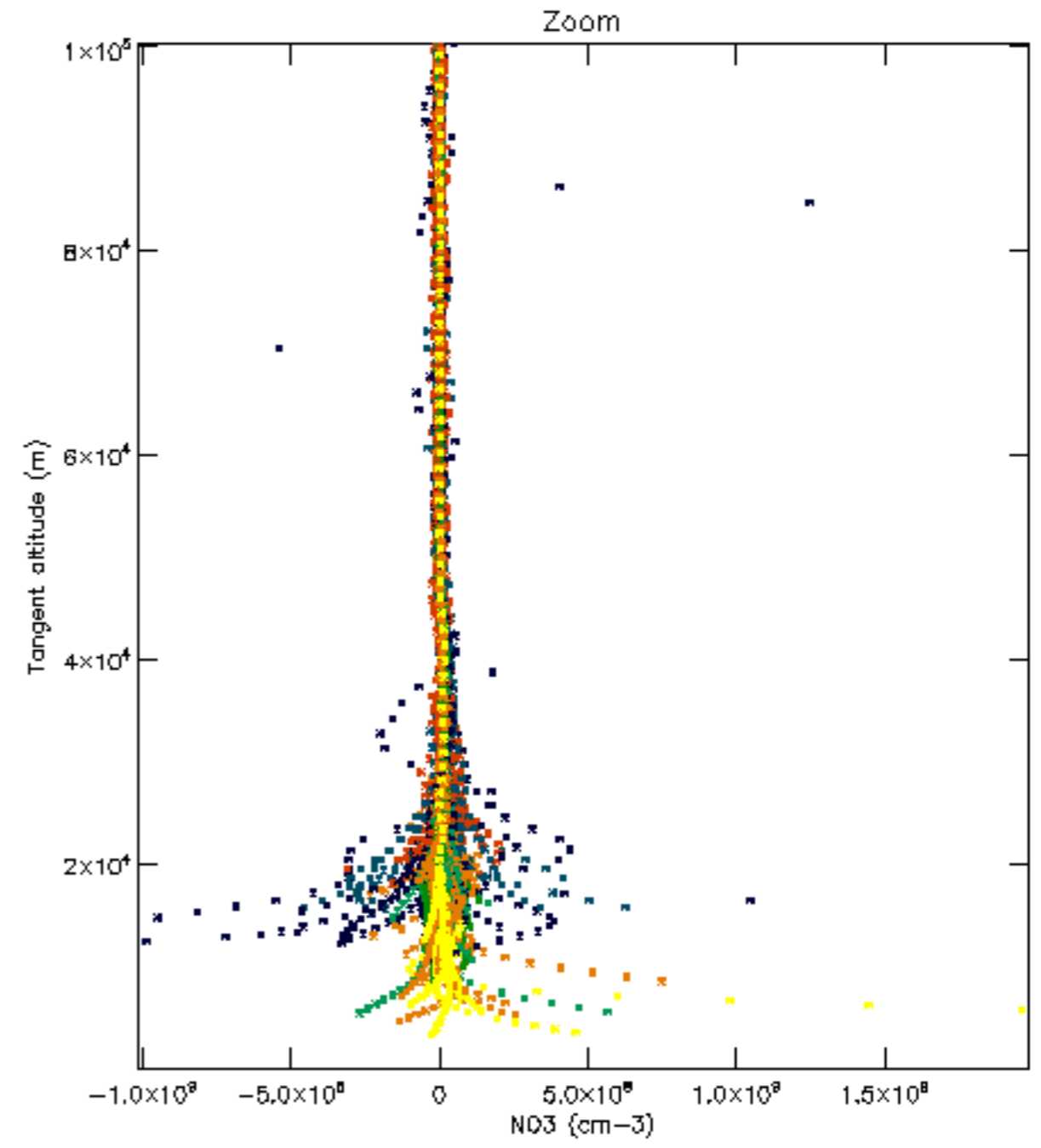
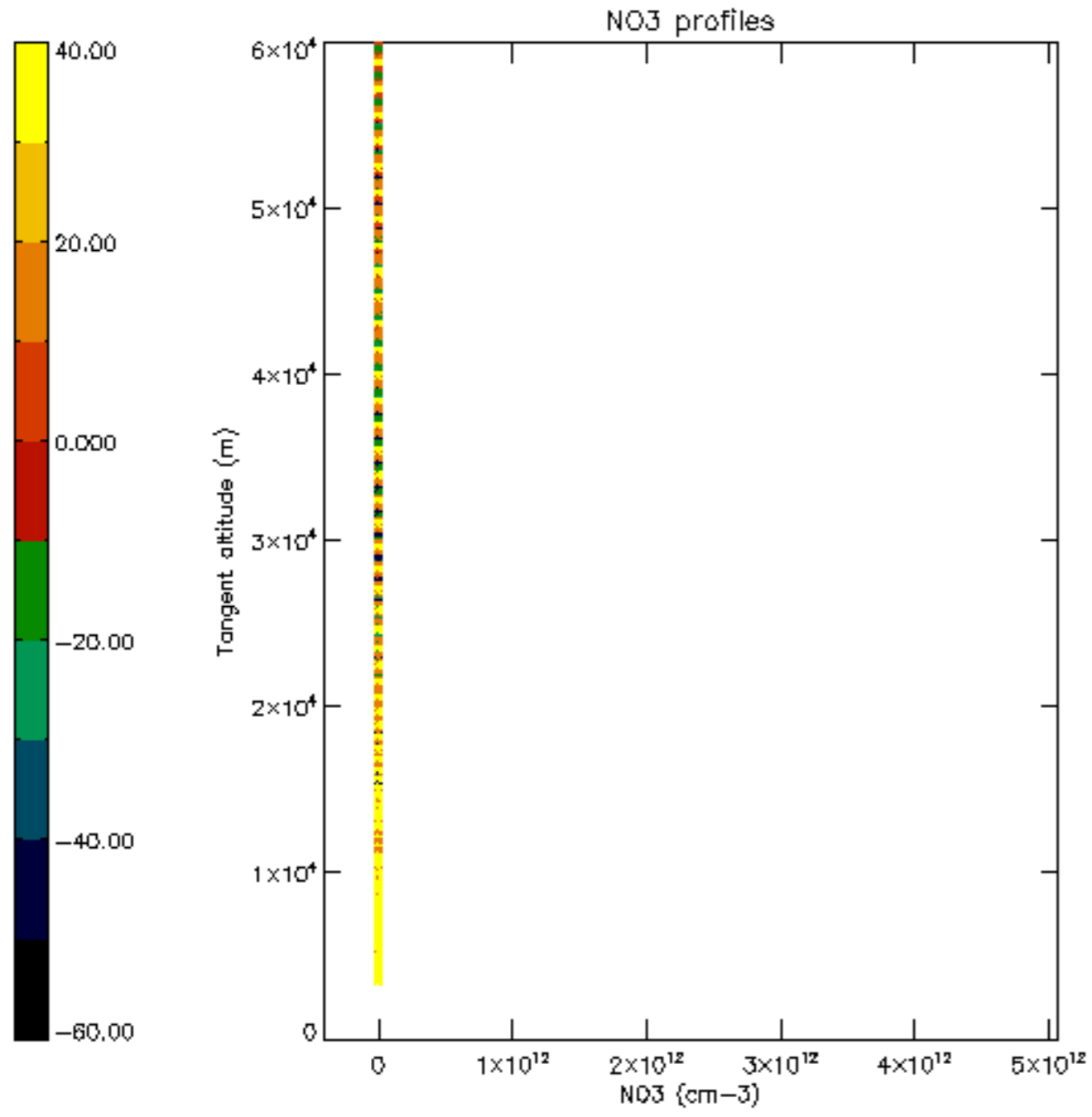


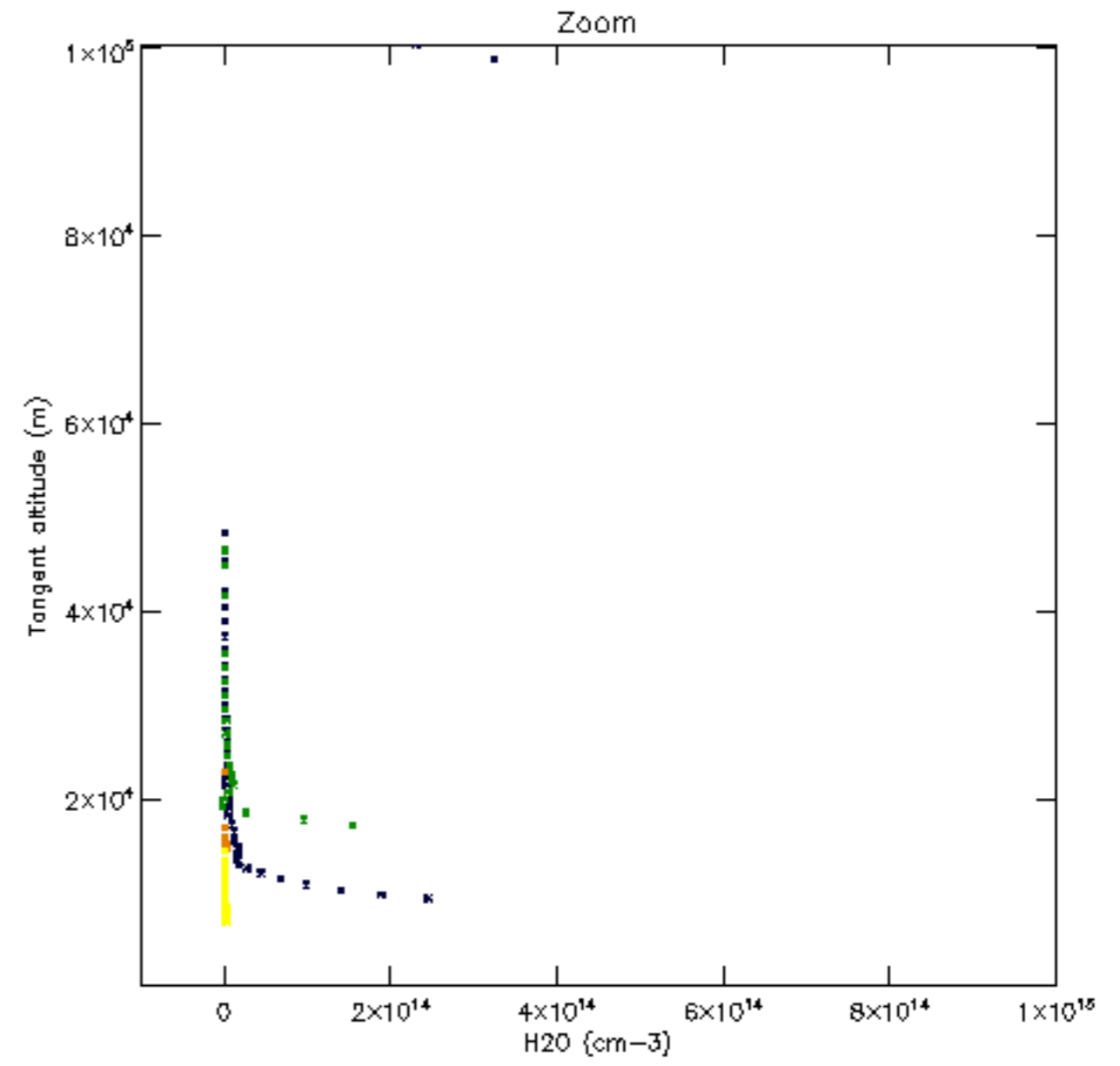
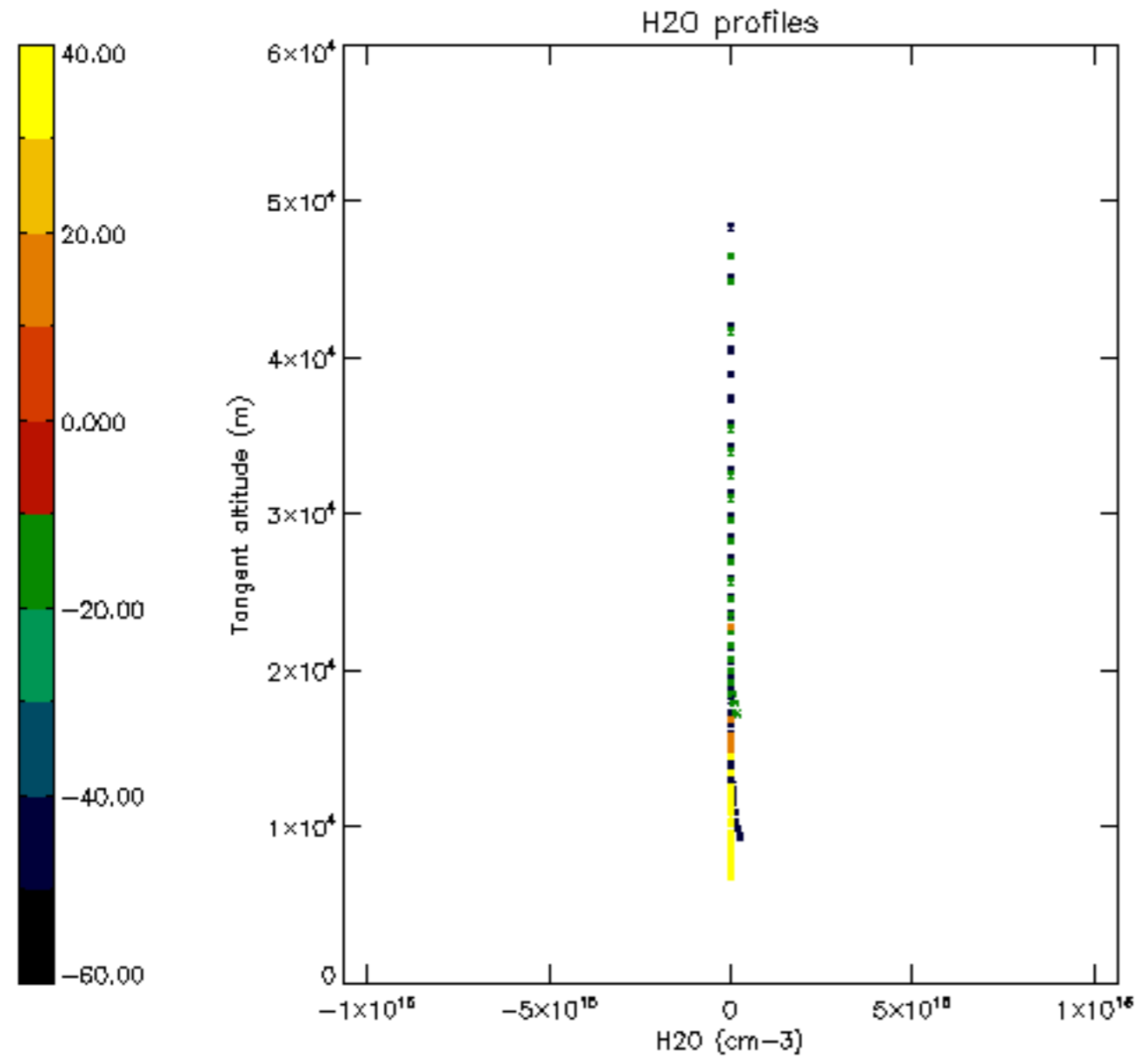


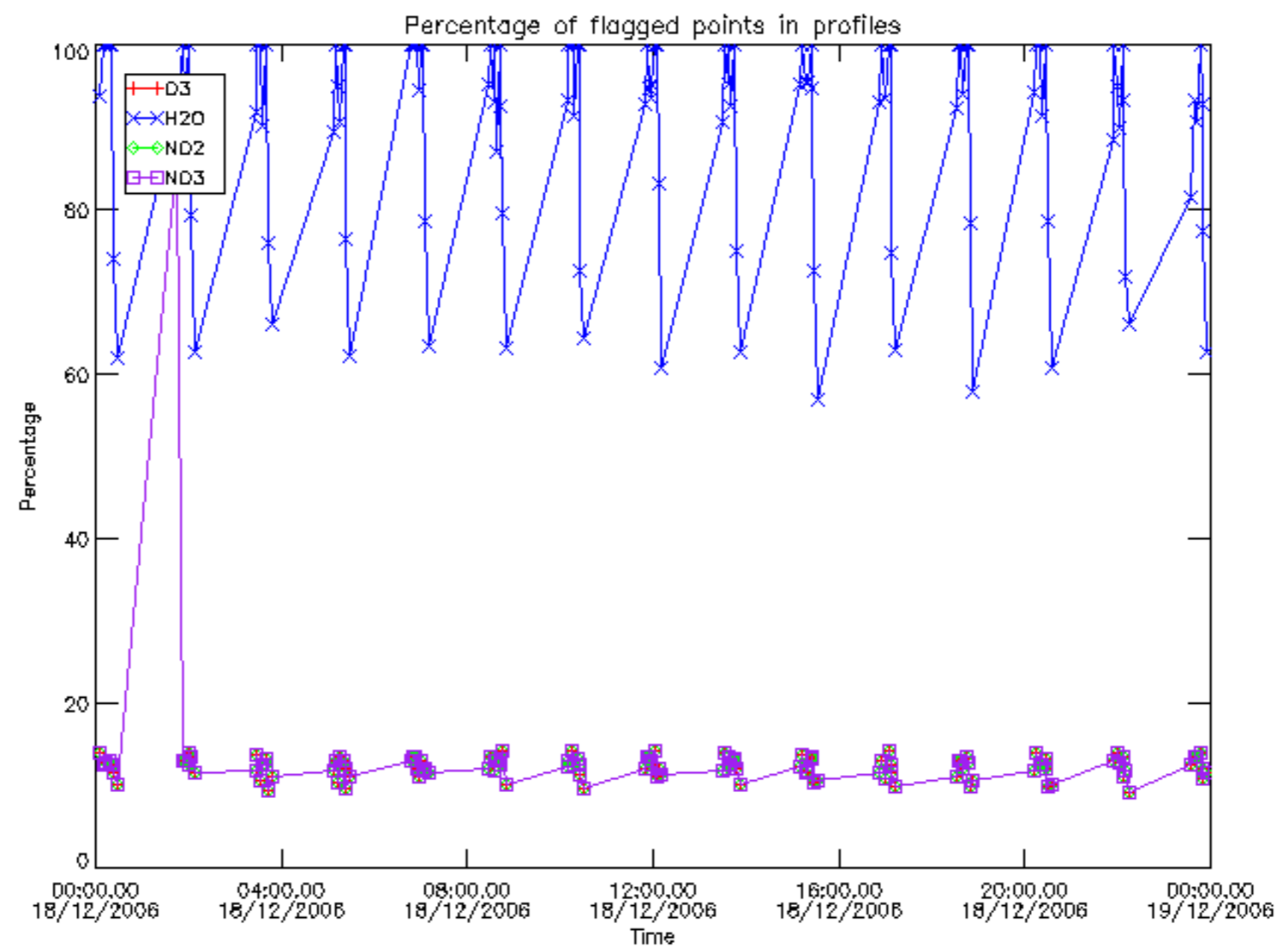




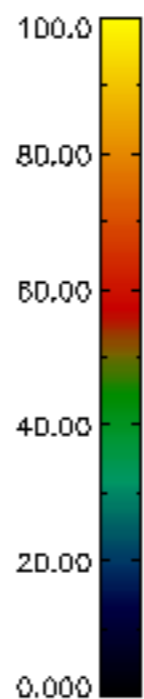
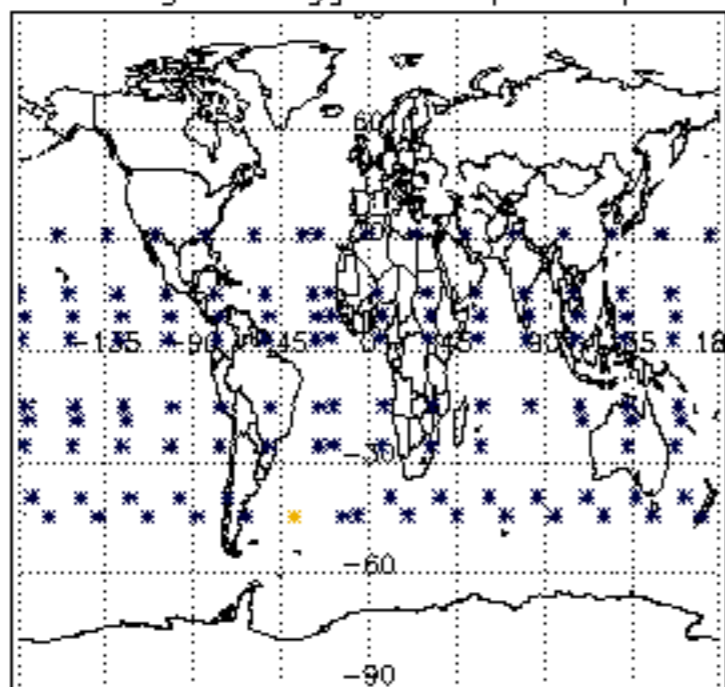




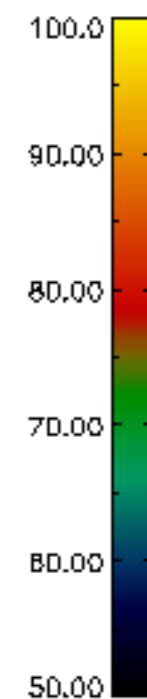
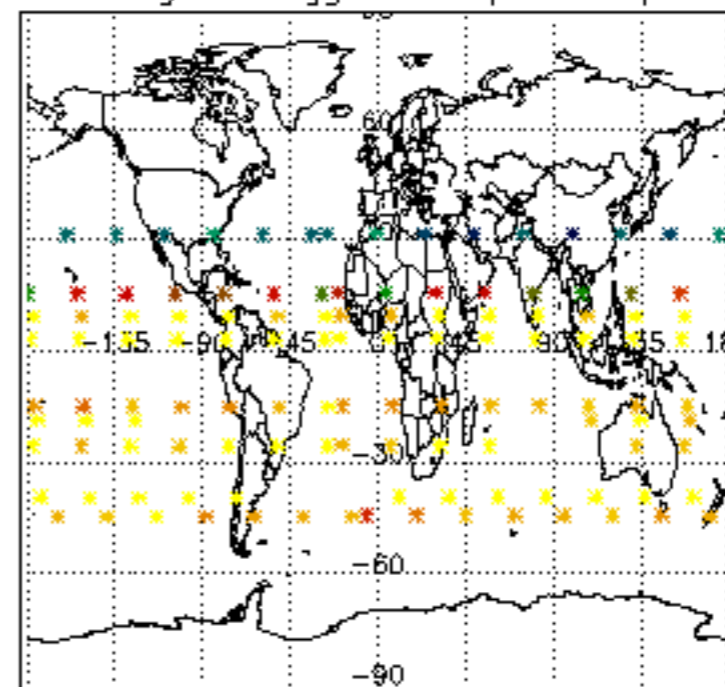




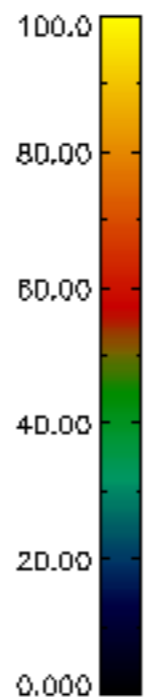
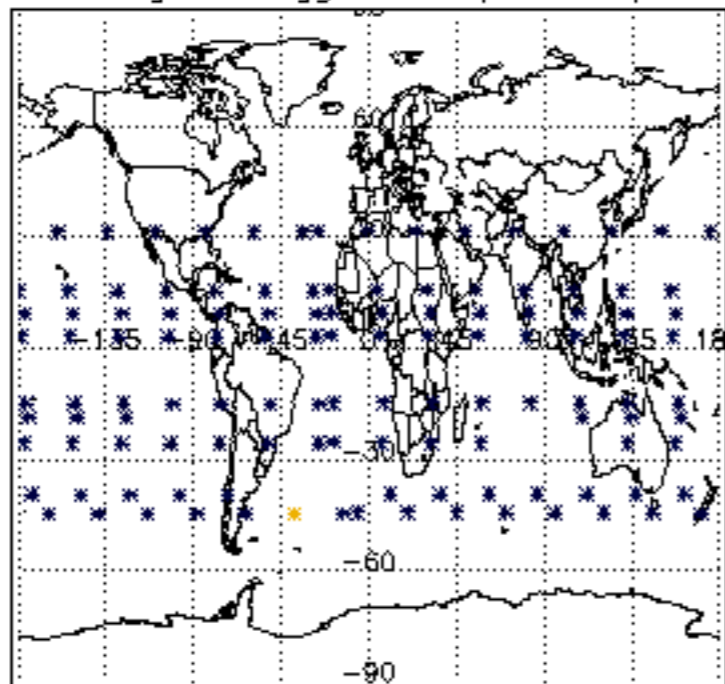
Percentage of flagged data per D3 profile



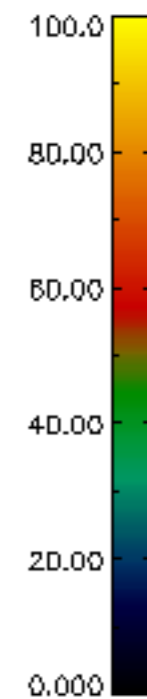
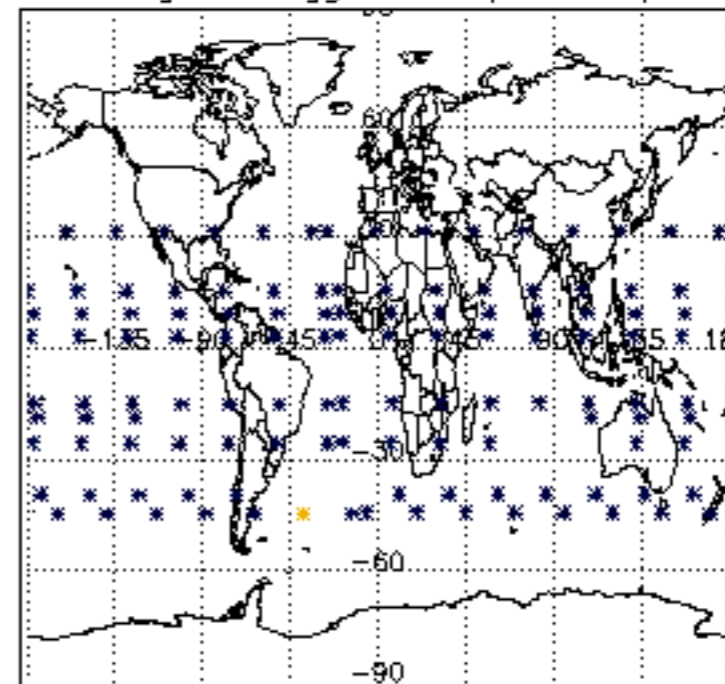
Percentage of flagged data per H2O profile

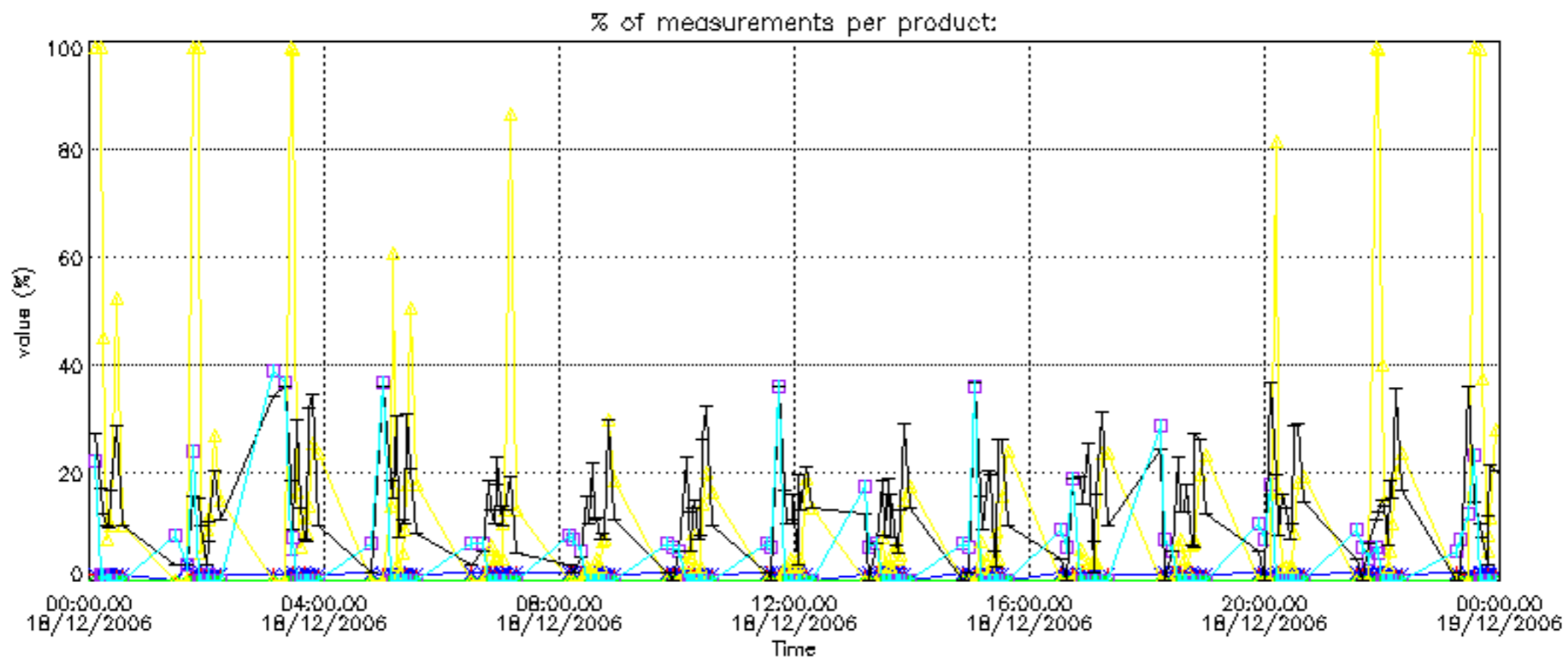
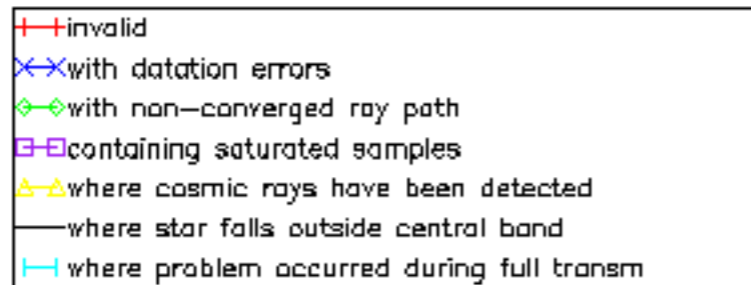


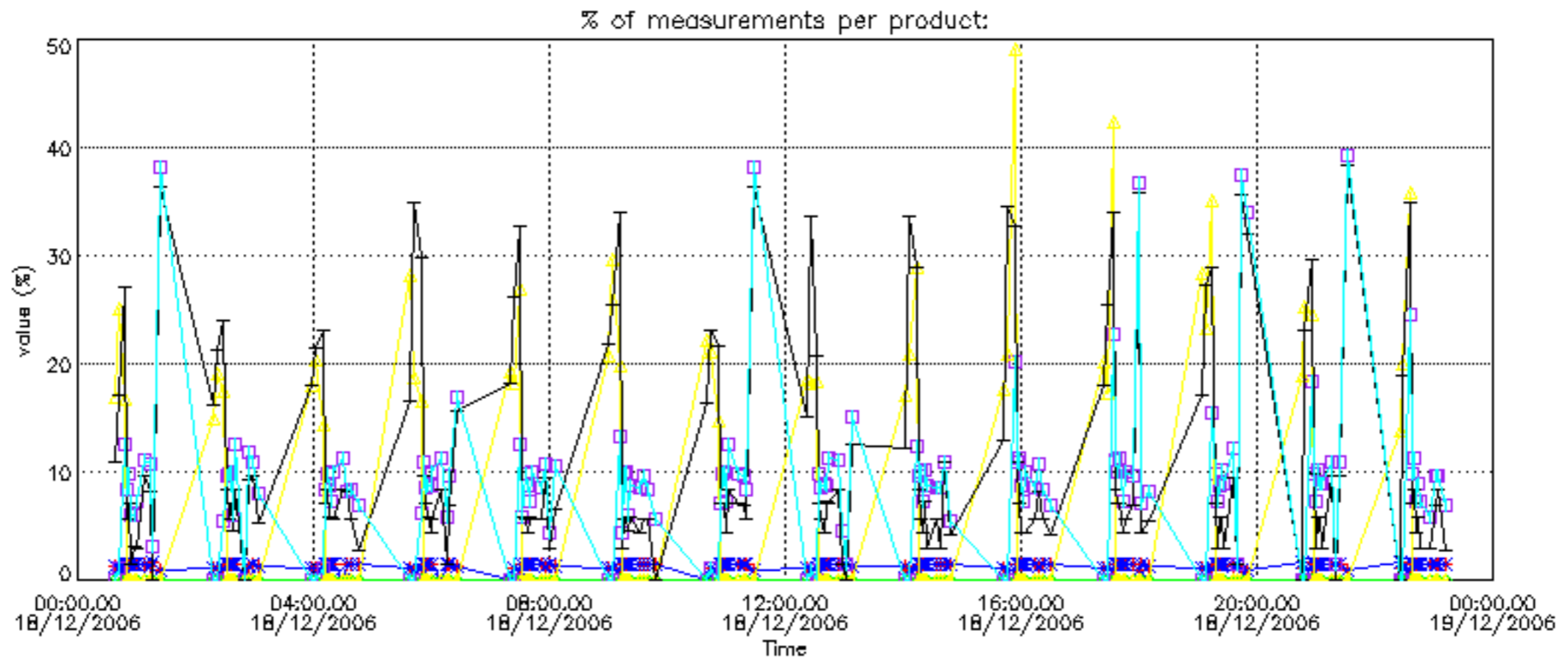
Percentage of flagged data per NO2 profile



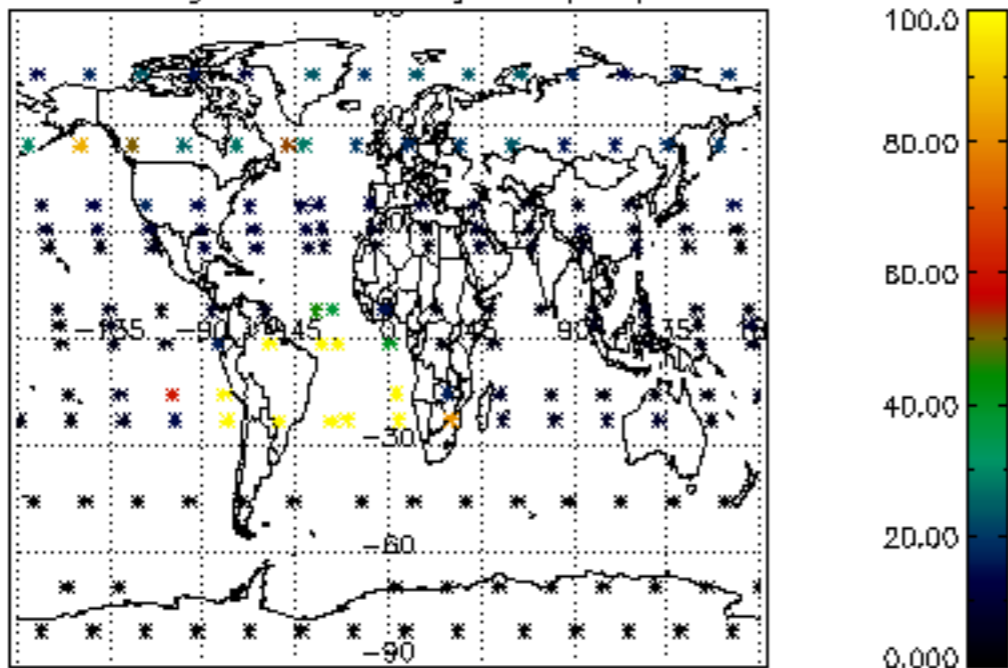
Percentage of flagged data per NO3 profile



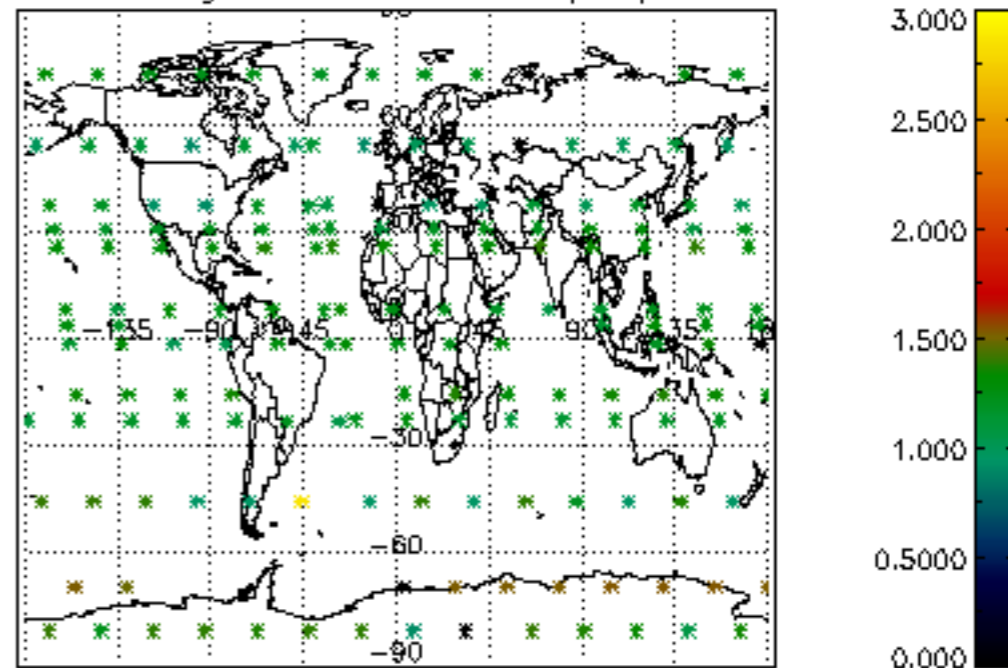




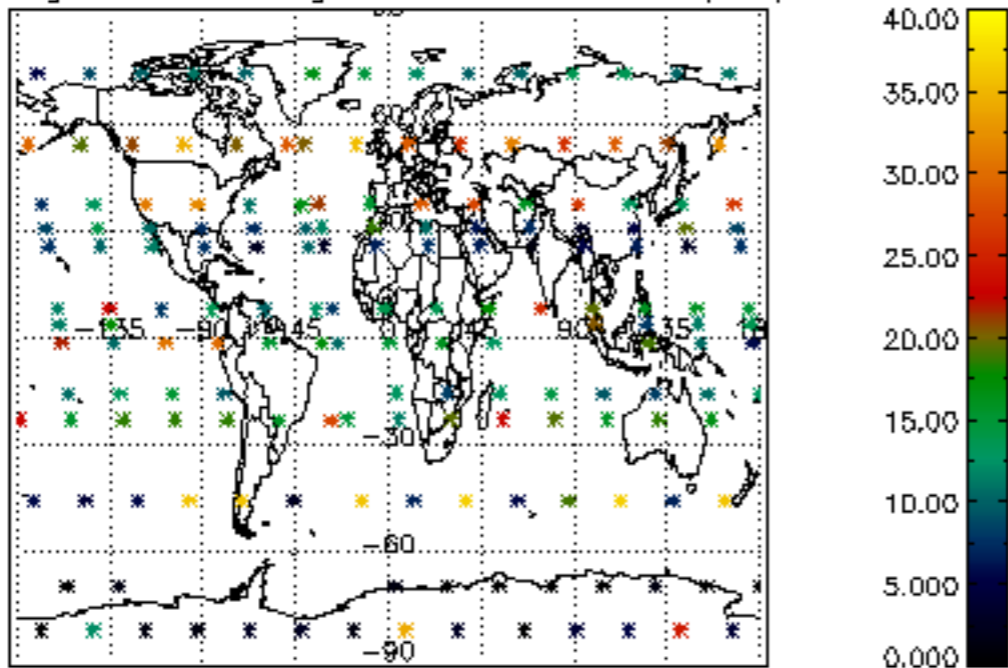
Percentage of cosmic ray hits per profile



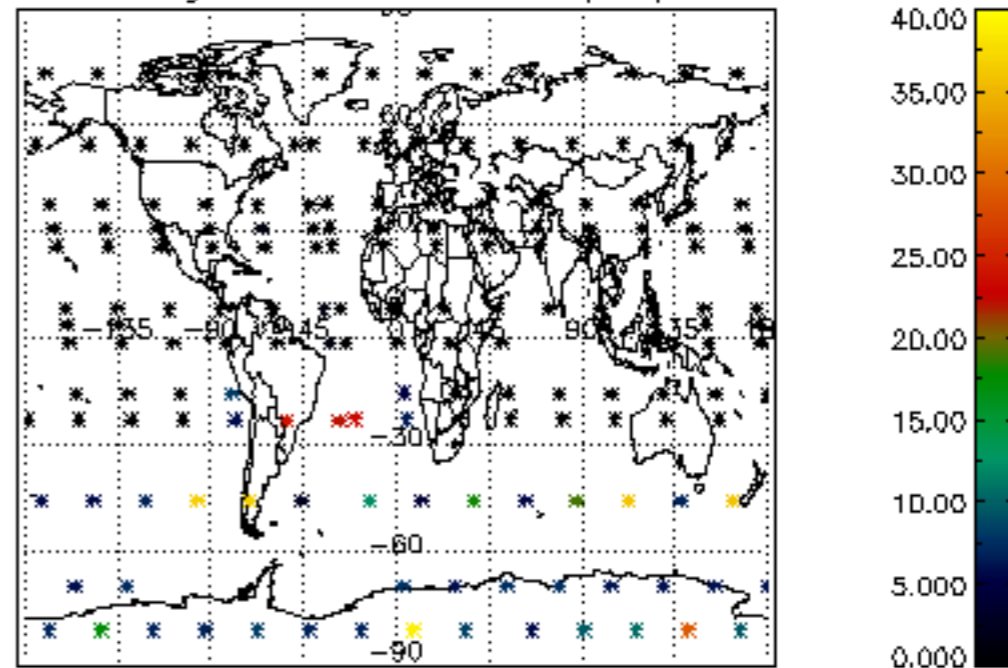
Percentage of datation errors per profile



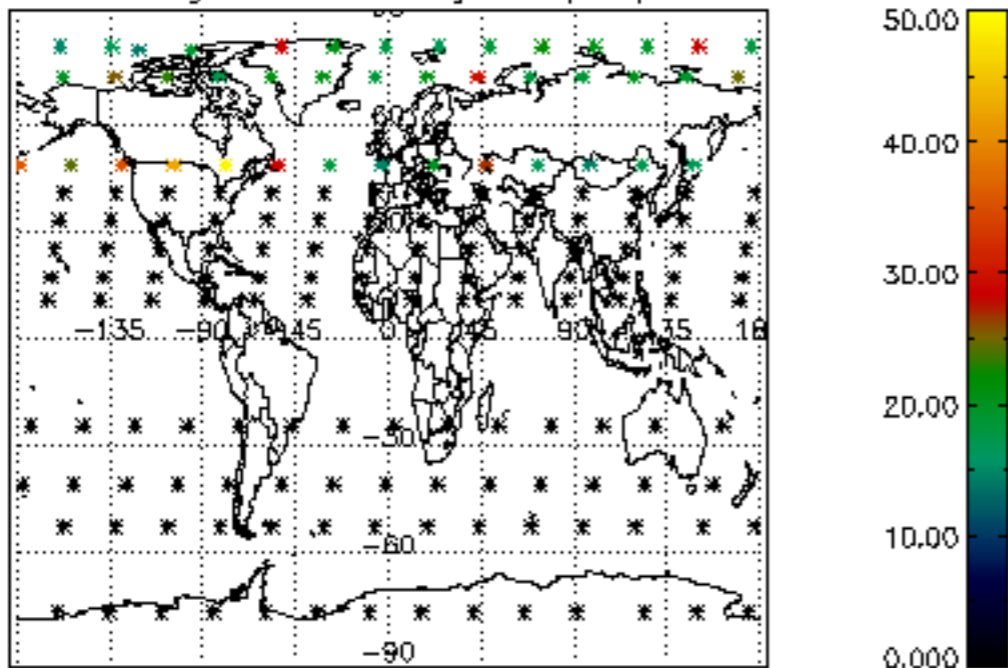
Percentage of star falling outside central band per profile



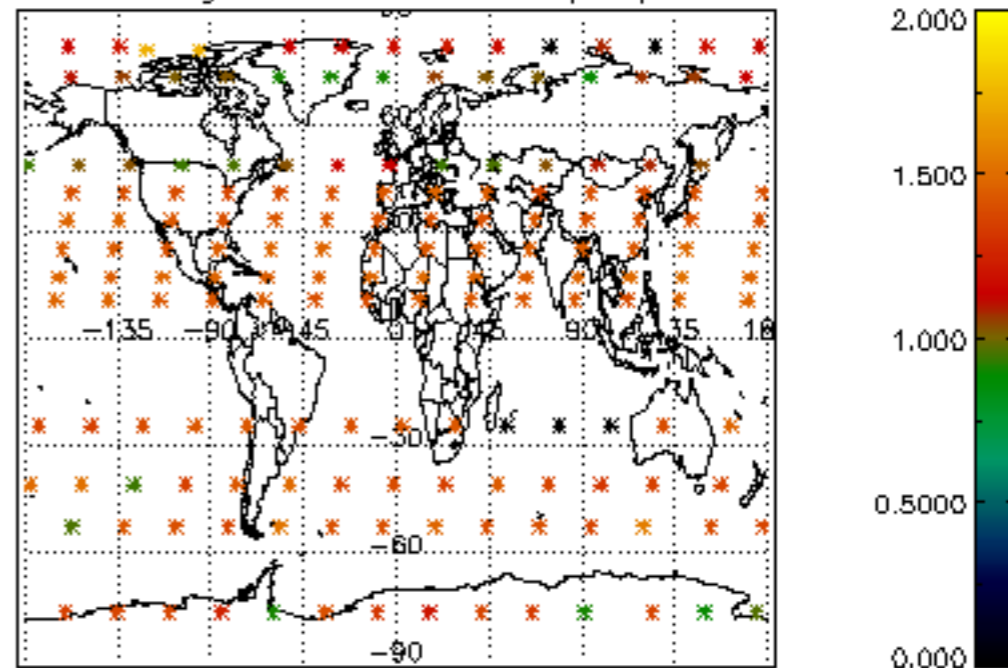
Percentage of saturation errors per profile



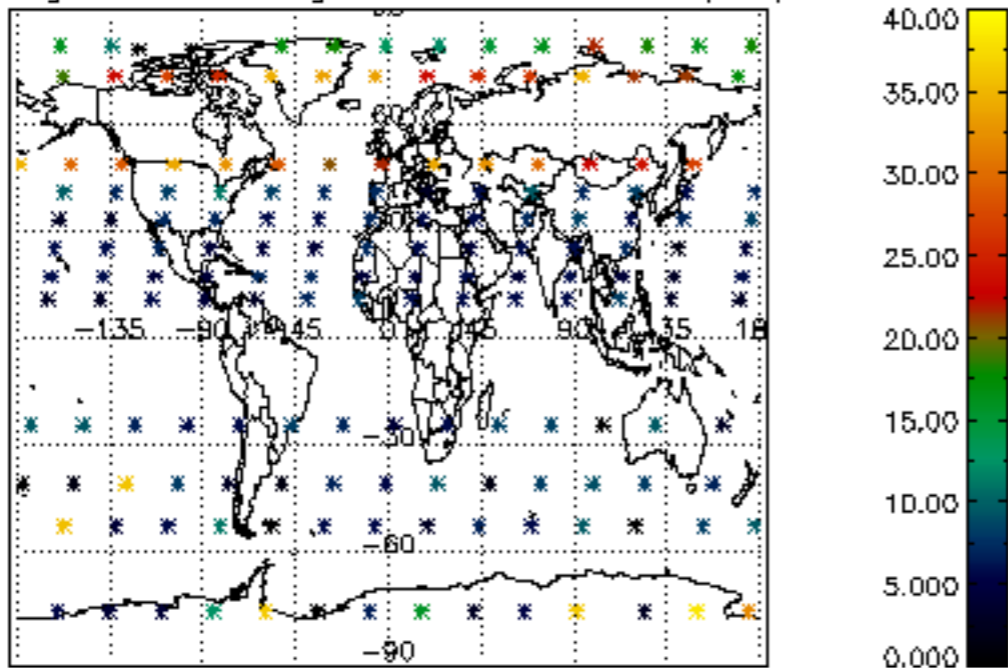
Percentage of cosmic ray hits per profile



Percentage of datation errors per profile



Percentage of star falling outside central band per profile



Percentage of saturation errors per profile

