

GOMOS Level 2 Daily Report

SUMMARY

[1. General Info](#)

[2. Summary of processed GOM_NL_2P products](#)

[3. Level 2 Quality information per product](#)

[3.1 Plot of level 2 quality information per product \(time dependant\)](#)

[3.2 Plot of level 2 quality information per product \(world map\)](#)

[4. Level 1 Quality information per product \(stored on level 2 products\)](#)

[4.1 Plot of level 1 quality information per product \(time dependant\)](#)

[4.1.1 Plot of level 1 quality information per product \(time dependant\): ASCENDING](#)

[4.1.2 Plot of level 1 quality information per product \(time dependant\): DESCENDING](#)

[4.2 Plot of level 1 quality information per product \(world map\)](#)

[4.2.1 Plot of level 1 quality information per product \(world map\): ASCENDING](#)

[4.2.2 Plot of level 1 quality information per product \(world map\): DESCENDING](#)

[5. Ozone profiles based on quality statistics and other trace gas profiles](#)

[5.1 Ozone statistics based on quality of products](#)

[5.2 Plot ozone profiles for all STD \(dark without errors\)](#)

[5.3 Plot ozone profiles where STD < 20% \(dark without errors\)](#)

[5.4. Plot ozone profiles where STD < 10% \(dark without errors\)](#)

[5.5. Plot ozone profiles where STD < 5% \(dark without errors\)](#)

[5.6 Plot NO2 profiles for all STD \(dark without errors\)](#)

[5.7 Plot NO3 profiles for all STD \(dark without errors\)](#)

[5.8 Plot H2O profiles \(only for occultations of stars 1,2,3,4,13,14,16,26,63 dark without errors\) for all STD](#)

[6. Auxiliary Data Files used for the production reported in section 2](#)

This report presents the daily analysis on parameters extracted from GOMOS level 2 data (GOM_NL__2P). It is intended to monitor some important parameters that will impact the quality of these products. A list of level 2 products (and content) that have arrived during the reporting day to the PCF is also given.

Item	Value
Time of report generation	24APR2013 06:36:39
Data source version	GOMOS/6.01
Start time of products	16-12-2006 (16DEC2006 00:00:00)
Stop time of products	17-12-2006 (17DEC2006 00:00:00)
Store outputs in DB	Yes
Nb of level 2 prods	148
Nb of prods with errors	0

2. Summary of processed GOM_NL__2P products.

Nr	Filename	UTC Start time	Limb	Duration	Star Id	Star Name	Star Mag	Star Temp	Nb Meas	Orbit	Prod. error
1	GOM_NL__2PRFIN20061216_144433_000000392053_00469_25072_4938.N1	16-DEC-2006 14:44:33	Dark	39.000	113	Mu Vel	2.6920	5000.0	78	25072	No
2	GOM_NL__2PRFIN20061216_144657_000000332053_00469_25072_4939.N1	16-DEC-2006 14:46:57	Dark	32.500	159	Ups Car	2.9200	7200.0	65	25072	No
3	GOM_NL__2PRFIN20061216_144819_000000372053_00469_25072_4940.N1	16-DEC-2006 14:48:19	Dark	37.000	71	Iot Car	2.2460	7700.0	74	25072	No
4	GOM_NL__2PRFIN20061216_145300_000000392053_00469_25072_4941.N1	16-DEC-2006 14:53:00	Dark	38.500	34	Gam2Vel	1.7930	23000.	77	25072	No
5	GOM_NL__2PRFIN20061216_145505_000000342053_00469_25072_4942.N1	16-DEC-2006 14:55:05	Dark	33.500	2	Alp Car	-0.73600	7000.0	67	25072	No
6	GOM_NL__2PRFIN20061216_150106_000000342053_00469_25072_4943.N1	16-DEC-2006 15:01:06	Straylight	34.000	108	Alp Col	2.6520	15200.	68	25072	No
7	GOM_NL__2PRFIN20061216_150605_000000402053_00469_25072_4944.N1	16-DEC-2006 15:06:05	Straylight	39.500	101	11Alp Lep	2.5820	7000.0	79	25072	No
8	GOM_NL__2PRFIN20061216_150909_000000452053_00469_25072_4945.N1	16-DEC-2006 15:09:09	Straylight	45.000	7	19Bet Ori	0.10000	14000.	90	25072	No
9	GOM_NL__2PRFIN20061216_151124_000000442053_00469_25072_4946.N1	16-DEC-2006 15:11:24	Straylight	43.500	30	46Eps Ori	1.6940	30000.	87	25072	No
10	GOM_NL__2PRFIN20061216_151345_000000422053_00469_25072_4947.N1	16-DEC-2006 15:13:45	Twi_and_stray	41.500	27	24Gam Ori	1.6360	26000.	83	25072	No
11	GOM_NL__2PRFIN20061216_151629_000000432053_00469_25072_4948.N1	16-DEC-2006 15:16:29	Twi_and_stray	42.500	13	87Alp Tau	0.86700	3800.0	85	25072	No
12	GOM_NL__2PRFIN20061216_152050_000000292053_00469_25072_4949.N1	16-DEC-2006 15:20:50	Bright	29.000	150	44Zet Per	2.8900	28000.	58	25072	No
13	GOM_NL__2PRFIN20061216_152307_000000292053_00469_25072_4950.N1	16-DEC-2006 15:23:07	Bright	28.500	149	45Eps Per	2.8880	30000.	57	25072	No
14	GOM_NL__2PRFIN20061216_152519_000000282053_00469_25072_4951.N1	16-DEC-2006 15:25:19	Bright	27.500	175	39Del Per	3.0100	19400.	55	25072	No
15	GOM_NL__2PRFIN20061216_153701_000000292053_00469_25072_4952.N1	16-DEC-2006 15:37:01	Bright	29.000	49	1Alp UMi	1.9900	6300.0	58	25072	No
16	GOM_NL__2PRFIN20061216_154143_000000312053_00469_25072_4953.N1	16-DEC-2006 15:41:43	Bright	30.500	60	7Bet UMi	2.0810	3950.0	61	25072	No
17	GOM_NL__2PRFIN20061216_154700_000000332053_00469_25072_4954.N1	16-DEC-2006 15:47:00	Bright	33.000	55	79Zet UMa	2.0600	10200.	66	25072	No
18	GOM_NL__2PRFIN20061216_154856_000000332053_00469_25072_4955.N1	16-DEC-2006 15:48:56	Bright	32.500	39	85Eta UMa	1.8540	24000.	65	25072	No
19	GOM_NL__2PRFIN20061216_155217_000000312053_00469_25072_4956.N1	16-DEC-2006 15:52:17	Bright	31.000	180	27Gam Boo	3.0400	8000.0	62	25072	No
20	GOM_NL__2PRFIN20061216_155530_000000302053_00469_25072_4957.N1	16-DEC-2006 15:55:30	Bright	29.500	83		2.3780	11000.	59	25072	No
21	GOM_NL__2PRFIN20061216_155851_000000332053_00469_25072_4958.N1	16-DEC-2006 15:58:51	Bright	32.500	111	8Eta Boo	2.6800	6000.0	65	25072	No
22	GOM_NL__2PRFIN20061216_160850_000000472053_00469_25072_4959.N1	16-DEC-2006 16:08:50	Twi_and_stray	47.000	15	67Alp Vir	0.97600	28000.	94	25072	No
23	GOM_NL__2PRFIN20061216_161220_000000402053_00469_25072_4960.N1	16-DEC-2006 16:12:20	Dark	39.500	169	46Gam Hya	2.9910	4700.0	79	25072	No
24	GOM_NL__2PRFIN20061216_161357_000000402053_00469_25072_4961.N1	16-DEC-2006 16:13:57	Dark	39.500	54	5The Cen	2.0550	4500.0	79	25072	No
25	GOM_NL__2PRFIN20061216_161533_000000342053_00469_25072_4962.N1	16-DEC-2006 16:15:33	Dark	34.000	123	Iot Cen	2.7500	10200.	68	25072	No
26	GOM_NL__2PRFIN20061216_161939_000000342053_00469_25072_4963.N1	16-DEC-2006 16:19:39	Dark	34.000	64	Gam Cen	2.2000	10600.	68	25072	No
27	GOM_NL__2PRFIN20061216_162129_000000482053_00470_25073_0546.N1	16-DEC-2006 16:21:29	Dark	47.500	26	Gam Cru	1.6240	2900.0	95	25073	No
28	GOM_NL__2PRFIN20061216_162510_000000412053_00470_25073_0547.N1	16-DEC-2006 16:25:10	Dark	40.500	113	Mu Vel	2.6920	5000.0	81	25073	No
29	GOM_NL__2PRFIN20061216_162733_000000332053_00470_25073_0548.N1	16-DEC-2006 16:27:33	Dark	32.500	159	Ups Car	2.9200	7200.0	65	25073	No
30	GOM_NL__2PRFIN20061216_162856_000000352053_00470_25073_0549.N1	16-DEC-2006 16:28:56	Dark	35.000	71	Iot Car	2.2460	7700.0	70	25073	No
31	GOM_NL__2PRFIN20061216_163337_000000392053_00470_25073_0550.N1	16-DEC-2006 16:33:37	Dark	38.500	34	Gam2Vel	1.7930	23000.	77	25073	No
32	GOM_NL__2PRFIN20061216_163542_000000452053_00470_25073_0551.N1	16-DEC-2006 16:35:42	Dark	44.500	2	Alp Car	-0.73600	7000.0	89	25073	No
33	GOM_NL__2PRFIN20061216_164143_000000372053_00470_25073_0552.N1	16-DEC-2006 16:41:43	Straylight	36.500	108	Alp Col	2.6520	15200.	73	25073	No
34	GOM_NL__2PRFIN20061216_164641_000000392053_00470_25073_0553.N1	16-DEC-2006 16:46:41	Straylight	38.500	101	11Alp Lep	2.5820	7000.0	77	25073	No
35	GOM_NL__2PRFIN20061216_164945_000000452053_00470_25073_0554.N1	16-DEC-2006 16:49:45	Straylight	45.000	7	19Bet Ori	0.10000	14000.	90	25073	No
36	GOM_NL__2PRFIN20061216_165200_000000422053_00470_25073_0555.N1	16-DEC-2006 16:52:00	Straylight	41.500	30	46Eps Ori	1.6940	30000.	83	25073	No
37	GOM_NL__2PRFIN20061216_165421_000000392053_00470_25073_0556.N1	16-DEC-2006 16:54:21	Twi_and_stray	39.000	27	24Gam Ori	1.6360	26000.	78	25073	No
38	GOM_NL__2PRFIN20061216_165705_000000482053_00470_25073_0557.N1	16-DEC-2006 16:57:05	Twi_and_stray	48.000	13	87Alp Tau	0.86700	3800.0	96	25073	No
39	GOM_NL__2PRFIN20061216_170126_000000302053_00470_25073_0558.N1	16-DEC-2006 17:01:26	Bright	30.000	150	44Zet Per	2.8900	28000.	60	25073	No
40	GOM_NL__2PRFIN20061216_170343_000000282053_00470_25073_0559.N1	16-DEC-2006 17:03:43	Bright	28.000	149	45Eps Per	2.8880	30000.	56	25073	No
41	GOM_NL__2PRFIN20061216_170554_000000292053_00470_25073_0560.N1	16-DEC-2006 17:05:54	Bright	28.500	175	39Del Per	3.0100	19400.	57	25073	No
42	GOM_NL__2PRFIN20061216_171736_000000302053_00470_25073_0561.N1	16-DEC-2006 17:17:36	Bright	29.500	49	1Alp UMi	1.9900	6300.0	59	25073	No

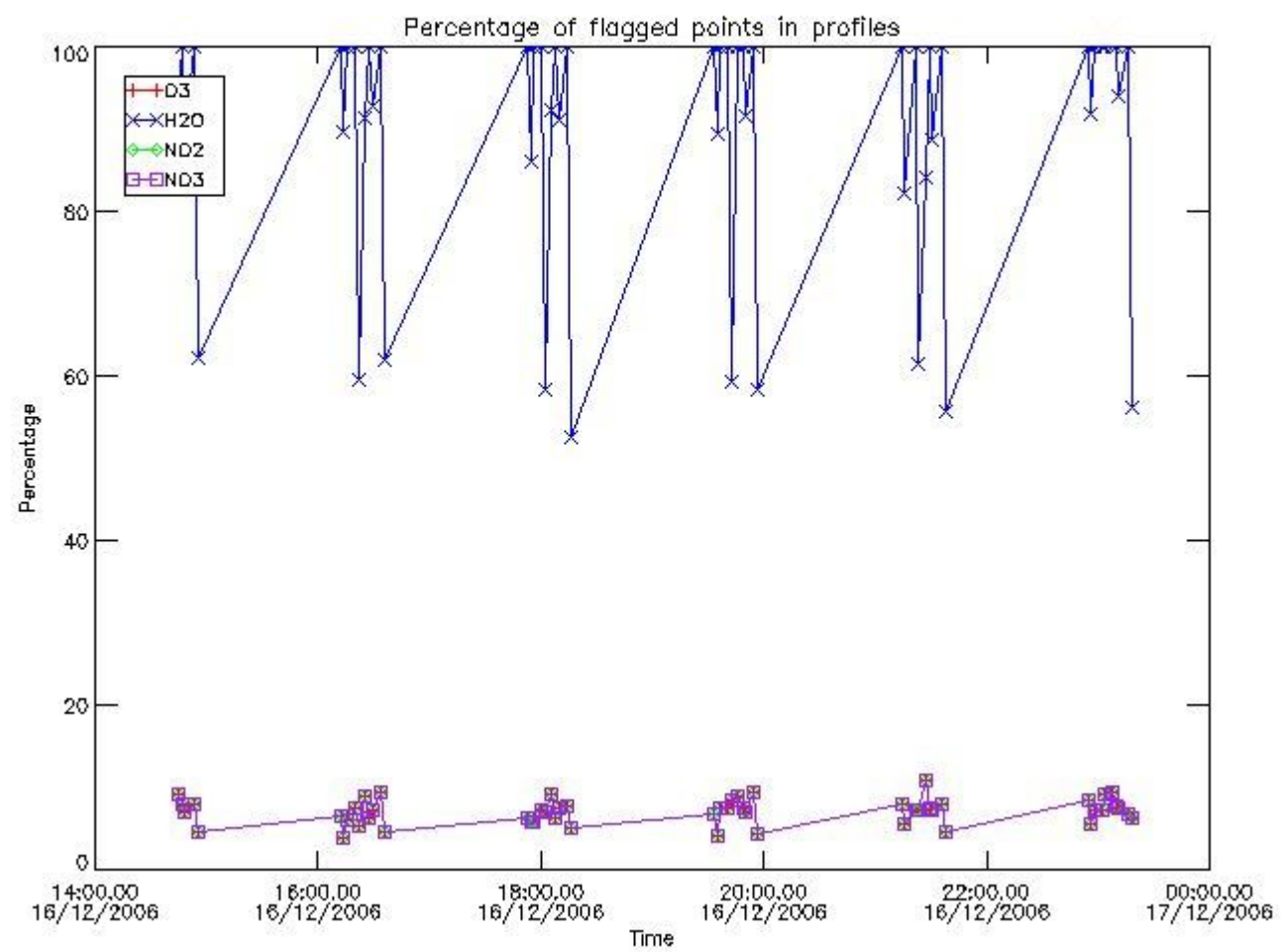
43	GOM_NL__2PRFIN20061216_172219_000000472053_00470_25073_0562.N1	16-DEC-2006 17:22:19	Bright	47.000	60	7Bet UMi	2.0810	3950.0	94	25073	No
44	GOM_NL__2PRFIN20061216_172736_000000352053_00470_25073_0563.N1	16-DEC-2006 17:27:36	Bright	35.000	55	79Zet UMa	2.0600	10200.	70	25073	No
45	GOM_NL__2PRFIN20061216_172932_000000332053_00470_25073_0564.N1	16-DEC-2006 17:29:32	Bright	32.500	39	85Eta UMa	1.8540	24000.	65	25073	No
46	GOM_NL__2PRFIN20061216_173253_000000312053_00470_25073_0565.N1	16-DEC-2006 17:32:53	Bright	31.000	180	27Gam Boo	3.0400	8000.0	62	25073	No
47	GOM_NL__2PRFIN20061216_173606_000000302053_00470_25073_0566.N1	16-DEC-2006 17:36:06	Bright	30.000	83		2.3780	11000.	60	25073	No
48	GOM_NL__2PRFIN20061216_173927_000000352053_00470_25073_0567.N1	16-DEC-2006 17:39:27	Bright	34.500	111	8Eta Boo	2.6800	6000.0	69	25073	No
49	GOM_NL__2PRFIN20061216_174927_000000482053_00470_25073_0568.N1	16-DEC-2006 17:49:27	Tw_i_and_stray	47.500	15	67Alp Vir	0.97600	28000.	95	25073	No
50	GOM_NL__2PRFIN20061216_175257_000000422053_00470_25073_0569.N1	16-DEC-2006 17:52:57	Dark	41.500	169	46Gam Hya	2.9910	4700.0	83	25073	No
51	GOM_NL__2PRFIN20061216_175434_000000362053_00470_25073_0570.N1	16-DEC-2006 17:54:34	Dark	36.000	54	5The Cen	2.0550	4500.0	72	25073	No
52	GOM_NL__2PRFIN20061216_175609_000000352053_00470_25073_0571.N1	16-DEC-2006 17:56:09	Dark	35.000	123	1ot Cen	2.7500	10200.	70	25073	No
53	GOM_NL__2PRFIN20061216_180016_000000362053_00470_25073_0572.N1	16-DEC-2006 18:00:16	Dark	36.000	64	Gam Cen	2.2000	10600.	72	25073	No
54	GOM_NL__2PRFIN20061216_180205_000000372053_00471_25074_0546.N1	16-DEC-2006 18:02:05	Dark	36.500	26	Gam Cru	1.6240	2900.0	73	25074	No
55	GOM_NL__2PRFIN20061216_180547_000000392053_00471_25074_0547.N1	16-DEC-2006 18:05:47	Dark	39.000	113	Mu Vel	2.6920	5000.0	78	25074	No
56	GOM_NL__2PRFIN20061216_180810_000000332053_00471_25074_0548.N1	16-DEC-2006 18:08:10	Dark	33.000	159	Ups Car	2.9200	7200.0	66	25074	No
57	GOM_NL__2PRFIN20061216_180932_000000342053_00471_25074_0549.N1	16-DEC-2006 18:09:32	Dark	34.000	71	1ot Car	2.2460	7700.0	68	25074	No
58	GOM_NL__2PRFIN20061216_181413_000000402053_00471_25074_0550.N1	16-DEC-2006 18:14:13	Dark	39.500	34	Gam2Vel	1.7930	23000.	79	25074	No
59	GOM_NL__2PRFIN20061216_181618_000000412053_00471_25074_0551.N1	16-DEC-2006 18:16:18	Dark	41.000	2	Alp Car	-0.73600	7000.0	82	25074	No
60	GOM_NL__2PRFIN20061216_182219_000000352053_00471_25074_0552.N1	16-DEC-2006 18:22:19	Straylight	35.000	108	Alp Col	2.6520	15200.	70	25074	No
61	GOM_NL__2PRFIN20061216_182717_000000392053_00471_25074_0553.N1	16-DEC-2006 18:27:17	Straylight	39.000	101	11Alp Lep	2.5820	7000.0	78	25074	No
62	GOM_NL__2PRFIN20061216_183021_000000462053_00471_25074_0554.N1	16-DEC-2006 18:30:21	Straylight	45.500	7	19Bet Ori	0.10000	14000.	91	25074	No
63	GOM_NL__2PRFIN20061216_183236_000000412053_00471_25074_0555.N1	16-DEC-2006 18:32:36	Straylight	41.000	30	46Eps Ori	1.6940	30000.	82	25074	No
64	GOM_NL__2PRFIN20061216_183457_000000402053_00471_25074_0556.N1	16-DEC-2006 18:34:57	Tw_i_and_stray	40.000	27	24Gam Ori	1.6360	26000.	80	25074	No
65	GOM_NL__2PRFIN20061216_183740_000000482053_00471_25074_0557.N1	16-DEC-2006 18:37:40	Tw_i_and_stray	48.000	13	87Alp Tau	0.86700	3800.0	96	25074	No
66	GOM_NL__2PRFIN20061216_184201_000000312053_00471_25074_0558.N1	16-DEC-2006 18:42:01	Bright	31.000	150	44Zet Per	2.8900	28000.	62	25074	No
67	GOM_NL__2PRFIN20061216_184418_000000292053_00471_25074_0559.N1	16-DEC-2006 18:44:18	Bright	29.000	149	45Eps Per	2.8880	30000.	58	25074	No
68	GOM_NL__2PRFIN20061216_184630_000000302053_00471_25074_0560.N1	16-DEC-2006 18:46:30	Bright	30.000	175	39Del Per	3.0100	19400.	60	25074	No
69	GOM_NL__2PRFIN20061216_185813_000000302053_00471_25074_0561.N1	16-DEC-2006 18:58:13	Bright	30.000	49	1Alp UMi	1.9900	6300.0	60	25074	No
70	GOM_NL__2PRFIN20061216_190255_000000312053_00471_25074_0562.N1	16-DEC-2006 19:02:55	Bright	31.000	60	7Bet UMi	2.0810	3950.0	62	25074	No
71	GOM_NL__2PRFIN20061216_190812_000000352053_00471_25074_0563.N1	16-DEC-2006 19:08:12	Bright	34.500	55	79Zet UMa	2.0600	10200.	69	25074	No
72	GOM_NL__2PRFIN20061216_191007_000000342053_00471_25074_0564.N1	16-DEC-2006 19:10:07	Bright	34.000	39	85Eta UMa	1.8540	24000.	68	25074	No
73	GOM_NL__2PRFIN20061216_191329_000000302053_00471_25074_0565.N1	16-DEC-2006 19:13:29	Bright	30.000	180	27Gam Boo	3.0400	8000.0	60	25074	No
74	GOM_NL__2PRFIN20061216_191642_000000322053_00471_25074_0566.N1	16-DEC-2006 19:16:42	Bright	31.500	83		2.3780	11000.	63	25074	No
75	GOM_NL__2PRFIN20061216_192004_000000432053_00471_25074_0567.N1	16-DEC-2006 19:20:04	Bright	42.500	111	8Eta Boo	2.6800	6000.0	85	25074	No
76	GOM_NL__2PRFIN20061216_193004_000000412053_00471_25074_0568.N1	16-DEC-2006 19:30:04	Tw_i_and_stray	41.000	15	67Alp Vir	0.97600	28000.	82	25074	No
77	GOM_NL__2PRFIN20061216_193334_000000392053_00471_25074_0569.N1	16-DEC-2006 19:33:34	Dark	38.500	169	46Gam Hya	2.9910	4700.0	77	25074	No
78	GOM_NL__2PRFIN20061216_193510_000000392053_00471_25074_0570.N1	16-DEC-2006 19:35:10	Dark	38.500	54	5The Cen	2.0550	4500.0	77	25074	No
79	GOM_NL__2PRFIN20061216_193645_000000352053_00471_25074_0571.N1	16-DEC-2006 19:36:45	Dark	34.500	123	1ot Cen	2.7500	10200.	69	25074	No
80	GOM_NL__2PRFIN20061216_194052_000000352053_00471_25074_0572.N1	16-DEC-2006 19:40:52	Dark	34.500	64	Gam Cen	2.2000	10600.	69	25074	No
81	GOM_NL__2PRFIN20061216_194242_000000362053_00472_25075_0546.N1	16-DEC-2006 19:42:42	Dark	36.000	26	Gam Cru	1.6240	2900.0	72	25075	No
82	GOM_NL__2PRFIN20061216_194624_000000412053_00472_25075_0547.N1	16-DEC-2006 19:46:24	Dark	40.500	113	Mu Vel	2.6920	5000.0	81	25075	No
83	GOM_NL__2PRFIN20061216_194846_000000342053_00472_25075_0548.N1	16-DEC-2006 19:48:46	Dark	34.000	159	Ups Car	2.9200	7200.0	68	25075	No
84	GOM_NL__2PRFIN20061216_195008_000000372053_00472_25075_0549.N1	16-DEC-2006 19:50:08	Dark	36.500	71	1ot Car	2.2460	7700.0	73	25075	No
85	GOM_NL__2PRFIN20061216_195450_000000392053_00472_25075_0550.N1	16-DEC-2006 19:54:50	Dark	38.500	34	Gam2Vel	1.7930	23000.	77	25075	No
86	GOM_NL__2PRFIN20061216_195654_000000492053_00472_25075_0551.N1	16-DEC-2006 19:56:54	Dark	48.500	2	Alp Car	-0.73600	7000.0	97	25075	No
87	GOM_NL__2PRFIN20061216_200255_000000352053_00472_25075_0552.N1	16-DEC-2006 20:02:55	Straylight	34.500	108	Alp Col	2.6520	15200.	69	25075	No
88	GOM_NL__2PRFIN20061216_200753_000000402053_00472_25075_0553.N1	16-DEC-2006 20:07:53	Straylight	39.500	101	11Alp Lep	2.5820	7000.0	79	25075	No
89	GOM_NL__2PRFIN20061216_201057_000000502053_00472_25075_0554.N1	16-DEC-2006 20:10:57	Straylight	50.000	7	19Bet Ori	0.10000	14000.	100	25075	No
90	GOM_NL__2PRFIN20061216_201311_000000422053_00472_25075_0555.N1	16-DEC-2006 20:13:11	Straylight	42.000	30	46Eps Ori	1.6940	30000.	84	25075	No
91	GOM_NL__2PRFIN20061216_201532_000000392053_00472_25075_0556.N1	16-DEC-2006 20:15:32	Tw_i_and_stray	39.000	27	24Gam Ori	1.6360	26000.	78	25075	No
92	GOM_NL__2PRFIN20061216_201816_000000432053_00472_25075_0557.N1	16-DEC-2006 20:18:16	Tw_i_and_stray	43.000	13	87Alp Tau	0.86700	3800.0	86	25075	No
93	GOM_NL__2PRFIN20061216_202237_000000302053_00472_25075_0558.N1	16-DEC-2006 20:22:37	Bright	29.500	150	44Zet Per	2.8900	28000.	59	25075	No
94	GOM_NL__2PRFIN20061216_202454_000000292053_00472_25075_0559.N1	16-DEC-2006 20:24:54	Bright	29.000	149	45Eps Per	2.8880	30000.	58	25075	No
95	GOM_NL__2PRFIN20061216_202706_000000462053_00472_25075_0560.N1	16-DEC-2006 20:27:06	Bright	46.000	175	39Del Per	3.0100	19400.	92	25075	No
96	GOM_NL__2PRFIN20061216_203848_000000302053_00472_25075_0561.N1	16-DEC-2006 20:38:48	Bright	29.500	49	1Alp UMi	1.9900	6300.0	59	25075	No
97	GOM_NL__2PRFIN20061216_204331_000000312053_00472_25075_0562.N1	16-DEC-2006 20:43:31	Bright	30.500	60	7Bet UMi	2.0810	3950.0	61	25075	No
98	GOM_NL__2PRFIN20061216_204847_000000332053_00472_25075_0563.N1	16-DEC-2006 20:48:47	Bright	33.000	55	79Zet UMa	2.0600	10200.	66	25075	No
99	GOM_NL__2PRFIN20061216_205044_000000332053_00472_25075_0564.N1	16-DEC-2006 20:50:44	Bright	33.000	39	85Eta UMa	1.8540	24000.	66	25075	No
100	GOM_NL__2PRFIN20061216_205405_000000312053_00472_25075_0565.N1	16-DEC-2006 20:54:05	Bright	30.500	180	27Gam Boo	3.0400	8000.0	61	25075	No
101	GOM_NL__2PRFIN20061216_205718_000000322053_00472_25075_0566.N1	16-DEC-2006 20:57:18	Bright	32.000	83		2.3780	11000.	64	25075	No

102	GOM_NL__2PRFIN20061216_210040_000000542053_00472_25075_0567.N1	16-DEC-2006 21:00:40	Bright	54.000	111	8Eta Boo	2.6800	6000.0	108	25075	No
103	GOM_NL__2PRFIN20061216_211040_000000502053_00472_25075_0568.N1	16-DEC-2006 21:10:40	Twilight	49.500	15	67Alp Vir	0.97600	28000.	99	25075	No
104	GOM_NL__2PRFIN20061216_211410_000000392053_00472_25075_0569.N1	16-DEC-2006 21:14:10	Dark	39.000	169	46Gam Hya	2.9910	4700.0	78	25075	No
105	GOM_NL__2PRFIN20061216_211546_000000372053_00472_25075_0570.N1	16-DEC-2006 21:15:46	Dark	37.000	54	5The Cen	2.0550	4500.0	74	25075	No
106	GOM_NL__2PRFIN20061216_212129_000000352053_00472_25075_0571.N1	16-DEC-2006 21:21:29	Dark	35.000	64	Gam Cen	2.2000	10600.	70	25075	No
107	GOM_NL__2PRFIN20061216_212318_000000362053_00473_25076_0546.N1	16-DEC-2006 21:23:18	Dark	35.500	26	Gam Cru	1.6240	2900.0	71	25076	No
108	GOM_NL__2PRFIN20061216_212701_000000382053_00473_25076_0547.N1	16-DEC-2006 21:27:01	Dark	38.000	113	Mu Vel	2.6920	5000.0	76	25076	No
109	GOM_NL__2PRFIN20061216_212922_000000342053_00473_25076_0548.N1	16-DEC-2006 21:29:22	Dark	34.000	159	Ups Car	2.9200	7200.0	68	25076	No
110	GOM_NL__2PRFIN20061216_213045_000000362053_00473_25076_0549.N1	16-DEC-2006 21:30:45	Dark	35.500	71	Iot Car	2.2460	7700.0	71	25076	No
111	GOM_NL__2PRFIN20061216_213526_000000392053_00473_25076_0550.N1	16-DEC-2006 21:35:26	Dark	38.500	34	Gam2Vel	1.7930	23000.	77	25076	No
112	GOM_NL__2PRFIN20061216_213730_000000452053_00473_25076_0551.N1	16-DEC-2006 21:37:30	Dark	44.500	2	Alp Car	-0.73600	7000.0	89	25076	No
113	GOM_NL__2PRFIN20061216_214331_000000362053_00473_25076_0552.N1	16-DEC-2006 21:43:31	Straylight	36.000	108	Alp Col	2.6520	15200.	72	25076	No
114	GOM_NL__2PRFIN20061216_214830_000000392053_00473_25076_0553.N1	16-DEC-2006 21:48:30	Straylight	39.000	101	11Alp Lep	2.5820	7000.0	78	25076	No
115	GOM_NL__2PRFIN20061216_215133_000000482053_00473_25076_0554.N1	16-DEC-2006 21:51:33	Straylight	48.000	7	19Bet Ori	0.10000	14000.	96	25076	No
116	GOM_NL__2PRFIN20061216_215347_000000422053_00473_25076_0555.N1	16-DEC-2006 21:53:47	Straylight	41.500	30	46Eps Ori	1.6940	30000.	83	25076	No
117	GOM_NL__2PRFIN20061216_215608_000000402053_00473_25076_0556.N1	16-DEC-2006 21:56:08	Twilight	39.500	27	24Gam Ori	1.6360	26000.	79	25076	No
118	GOM_NL__2PRFIN20061216_215852_000000442053_00473_25076_0557.N1	16-DEC-2006 21:58:52	Twilight	44.000	13	87Alp Tau	0.86700	3800.0	88	25076	No
119	GOM_NL__2PRFIN20061216_220313_000000292053_00473_25076_0558.N1	16-DEC-2006 22:03:13	Bright	29.000	150	44Zet Per	2.8900	28000.	58	25076	No
120	GOM_NL__2PRFIN20061216_220530_000000292053_00473_25076_0559.N1	16-DEC-2006 22:05:30	Bright	29.000	149	45Eps Per	2.8880	30000.	58	25076	No
121	GOM_NL__2PRFIN20061216_220742_000000292053_00473_25076_0560.N1	16-DEC-2006 22:07:42	Bright	28.500	175	39Del Per	3.0100	19400.	57	25076	No
122	GOM_NL__2PRFIN20061216_221924_000000312053_00473_25076_0561.N1	16-DEC-2006 22:19:24	Bright	30.500	49	1Alp UMi	1.9900	6300.0	61	25076	No
123	GOM_NL__2PRFIN20061216_222406_000000312053_00473_25076_0562.N1	16-DEC-2006 22:24:06	Bright	31.000	60	7Bet UMi	2.0810	3950.0	62	25076	No
124	GOM_NL__2PRFIN20061216_222923_000000342053_00473_25076_0563.N1	16-DEC-2006 22:29:23	Bright	34.000	55	79Zet UMa	2.0600	10200.	68	25076	No
125	GOM_NL__2PRFIN20061216_223119_000000322053_00473_25076_0564.N1	16-DEC-2006 22:31:19	Bright	32.000	39	85Eta UMa	1.8540	24000.	64	25076	No
126	GOM_NL__2PRFIN20061216_223441_000000322053_00473_25076_0565.N1	16-DEC-2006 22:34:41	Bright	31.500	180	27Gam Boo	3.0400	8000.0	63	25076	No
127	GOM_NL__2PRFIN20061216_223754_000000302053_00473_25076_0566.N1	16-DEC-2006 22:37:54	Bright	29.500	83		2.3780	11000.	59	25076	No
128	GOM_NL__2PRFIN20061216_224116_000000542053_00473_25076_0567.N1	16-DEC-2006 22:41:16	Bright	54.000	111	8Eta Boo	2.6800	6000.0	108	25076	No
129	GOM_NL__2PRFIN20061216_225117_000000432053_00473_25076_0568.N1	16-DEC-2006 22:51:17	Twilight	43.000	15	67Alp Vir	0.97600	28000.	86	25076	No
130	GOM_NL__2PRFIN20061216_225447_000000372053_00473_25076_0569.N1	16-DEC-2006 22:54:47	Dark	36.500	169	46Gam Hya	2.9910	4700.0	73	25076	No
131	GOM_NL__2PRFIN20061216_225622_000000372053_00473_25076_0570.N1	16-DEC-2006 22:56:22	Dark	37.000	54	5The Cen	2.0550	4500.0	74	25076	No
132	GOM_NL__2PRFIN20061216_225758_000000352053_00473_25076_0571.N1	16-DEC-2006 22:57:58	Dark	35.000	123	Iot Cen	2.7500	10200.	70	25076	No
133	GOM_NL__2PRFIN20061216_230205_000000352053_00473_25076_0572.N1	16-DEC-2006 23:02:05	Dark	35.000	64	Gam Cen	2.2000	10600.	70	25076	No
134	GOM_NL__2PRFIN20061216_230344_000000342053_00474_25077_0566.N1	16-DEC-2006 23:03:44	Dark	34.000	99	Del Cen	2.5750	26000.	68	25077	No
135	GOM_NL__2PRFIN20061216_230737_000000392053_00474_25077_0567.N1	16-DEC-2006 23:07:37	Dark	38.500	113	Mu Vel	2.6920	5000.0	77	25077	No
136	GOM_NL__2PRFIN20061216_230959_000000332053_00474_25077_0568.N1	16-DEC-2006 23:09:59	Dark	33.000	159	Ups Car	2.9200	7200.0	66	25077	No
137	GOM_NL__2PRFIN20061216_231122_000000342053_00474_25077_0569.N1	16-DEC-2006 23:11:22	Dark	34.000	71	Iot Car	2.2460	7700.0	68	25077	No
138	GOM_NL__2PRFIN20061216_231603_000000462053_00474_25077_0570.N1	16-DEC-2006 23:16:03	Dark	45.500	34	Gam2Vel	1.7930	23000.	91	25077	No
139	GOM_NL__2PRFIN20061216_231806_000000422053_00474_25077_0571.N1	16-DEC-2006 23:18:06	Dark	41.500	2	Alp Car	-0.73600	7000.0	83	25077	No
140	GOM_NL__2PRFIN20061216_232407_000000372053_00474_25077_0572.N1	16-DEC-2006 23:24:07	Straylight	36.500	108	Alp Col	2.6520	15200.	73	25077	No
141	GOM_NL__2PRFIN20061216_232905_000000382053_00474_25077_0573.N1	16-DEC-2006 23:29:05	Straylight	38.000	101	11Alp Lep	2.5820	7000.0	76	25077	No
142	GOM_NL__2PRFIN20061216_233209_000000492053_00474_25077_0574.N1	16-DEC-2006 23:32:09	Straylight	49.000	7	19Bet Ori	0.10000	14000.	98	25077	No
143	GOM_NL__2PRFIN20061216_233423_000000432053_00474_25077_0575.N1	16-DEC-2006 23:34:23	Straylight	43.000	30	46Eps Ori	1.6940	30000.	86	25077	No
144	GOM_NL__2PRFIN20061216_233643_000000422053_00474_25077_0576.N1	16-DEC-2006 23:36:43	Twilight	42.000	27	24Gam Ori	1.6360	26000.	84	25077	No
145	GOM_NL__2PRFIN20061216_233928_000000482053_00474_25077_0577.N1	16-DEC-2006 23:39:28	Twilight	48.000	13	87Alp Tau	0.86700	3800.0	96	25077	No
146	GOM_NL__2PRFIN20061216_234349_000000312053_00474_25077_0578.N1	16-DEC-2006 23:43:49	Bright	30.500	150	44Zet Per	2.8900	28000.	61	25077	No
147	GOM_NL__2PRFIN20061216_234606_000000282053_00474_25077_0579.N1	16-DEC-2006 23:46:06	Bright	28.000	149	45Eps Per	2.8880	30000.	56	25077	No
148	GOM_NL__2PRFIN20061216_234818_000000292053_00474_25077_0580.N1	16-DEC-2006 23:48:18	Bright	28.500	175	39Del Per	3.0100	19400.	57	25077	No

3. Quality information per product

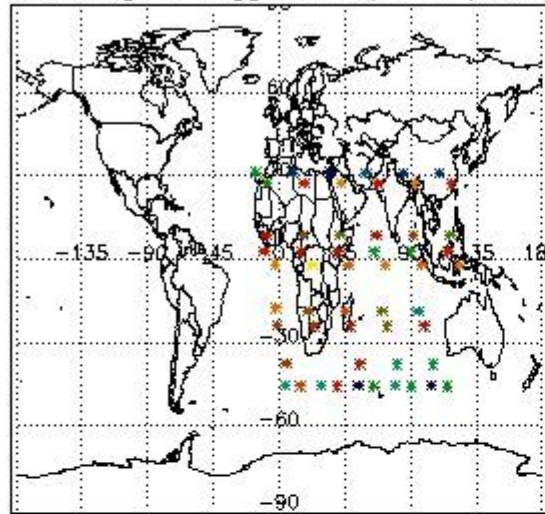
In this section it is plotted some information contained in the Quality Summary data set of the level 2 products. Only products in dark limb conditions and without errors (error flag in the MPH set to "0") are used.

3.1 Plot quality information per product (time dependant)

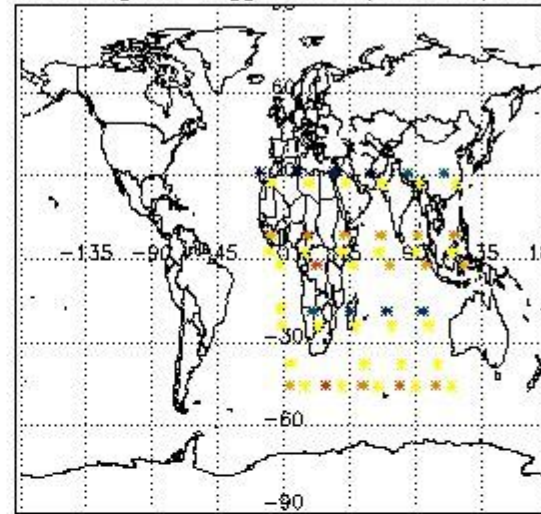


3.2 Plot quality information per product (world map)

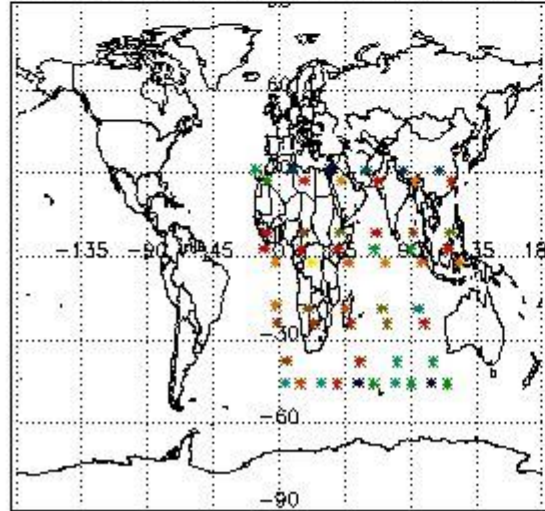
Percentage of flagged data per O3 profile



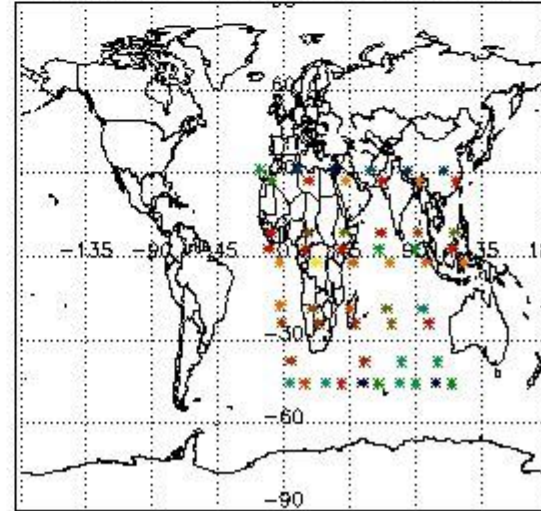
Percentage of flagged data per H2O profile



Percentage of flagged data per NO2 profile



Percentage of flagged data per NO3 profile

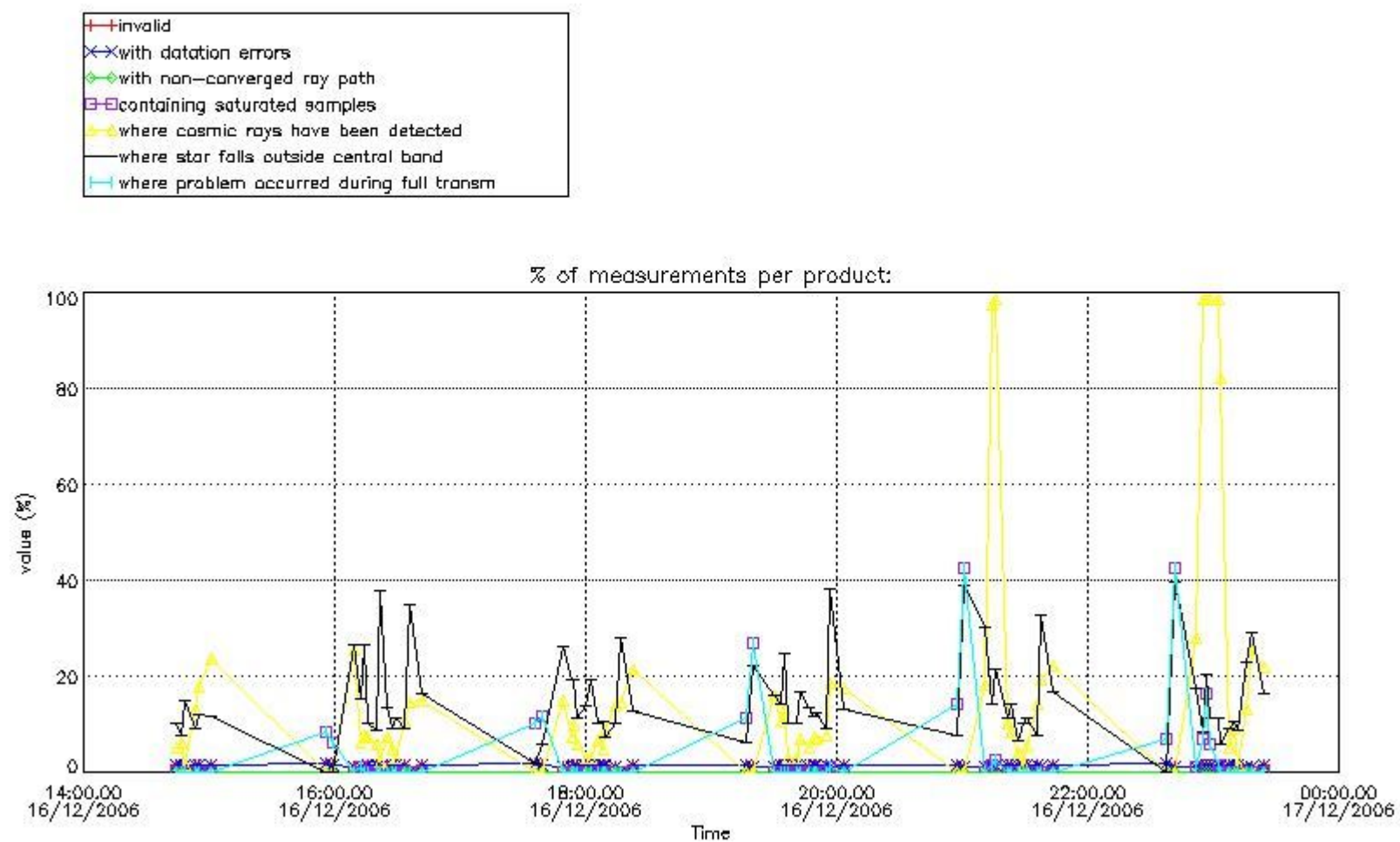


4. Level 1 quality information per product

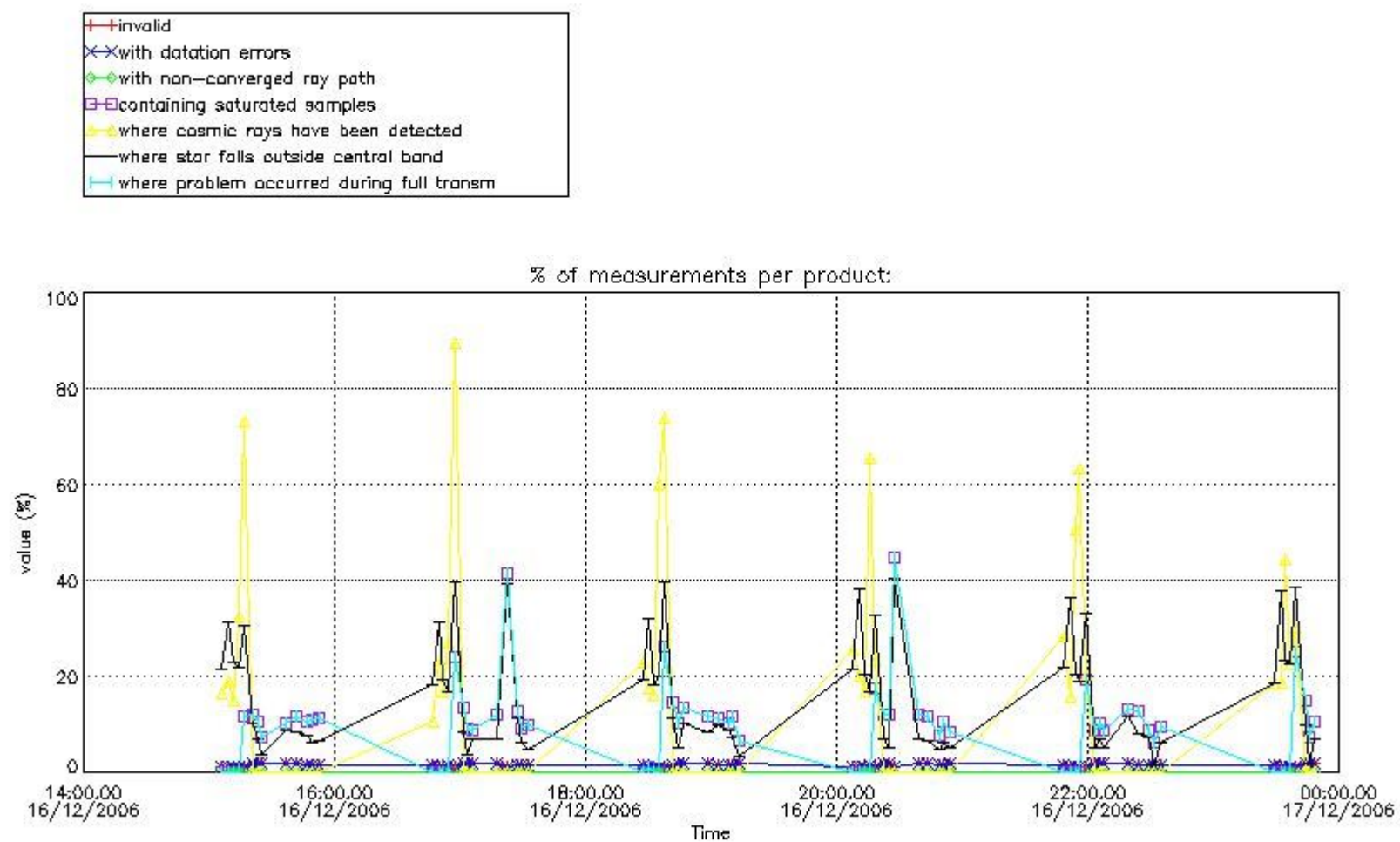
In this section it is plotted some information contained in the Quality Summary data set of the level 2 products that comes from the level 1b processing. Products without errors (error flag in the MPH set to "0") are used.

4.1 Plot quality information per product (time dependant) coming from level 1b processing

4.1.1 Plot level 1 quality information per product (time dependant): ENVISAT ASCENDING passes



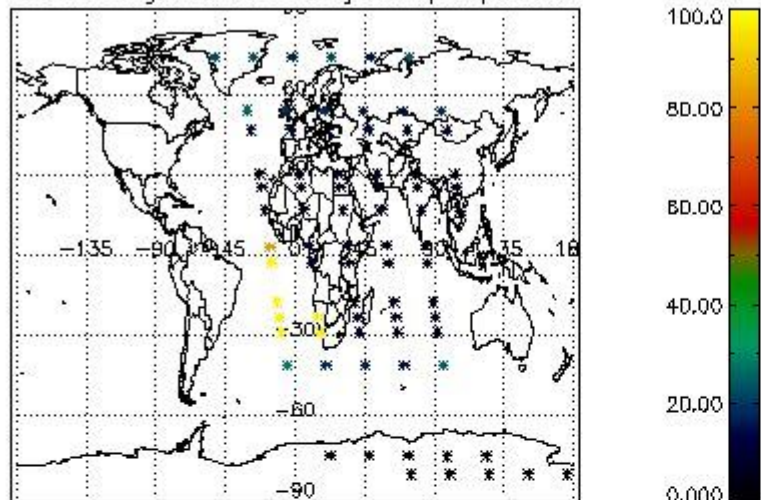
4.1.2 Plot level 1 quality information per product (time dependant): ENVI SAT DESCENDING passes



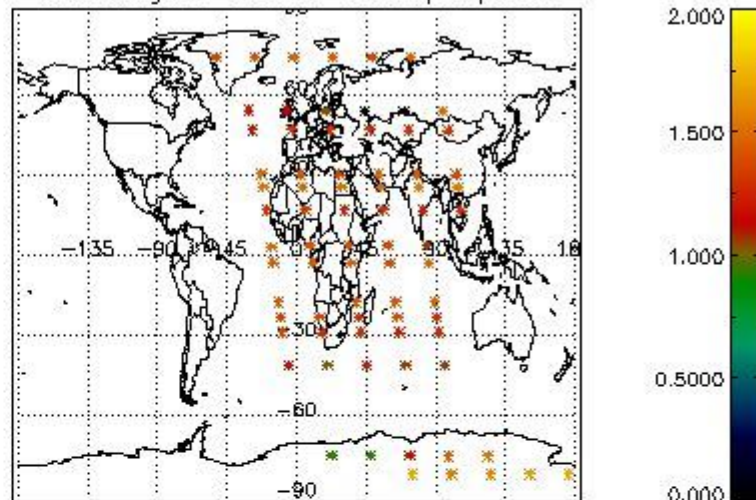
4.2 Plot quality information per product coming from level 1b processing (world map)

4.2.1 Plot level 1 quality information per product (world map): ENVISAT ASCENDING passes

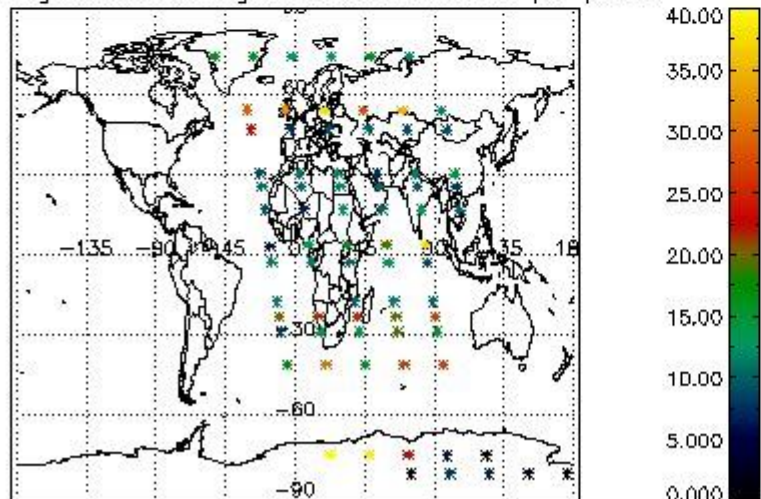
Percentage of cosmic ray hits per profile



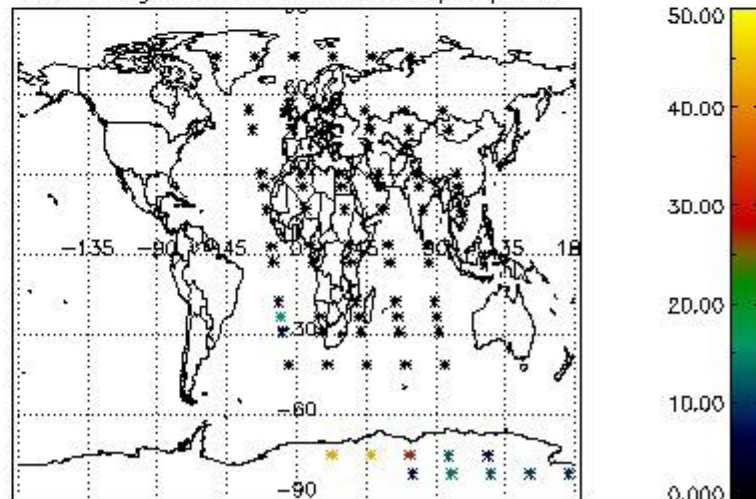
Percentage of datation errors per profile



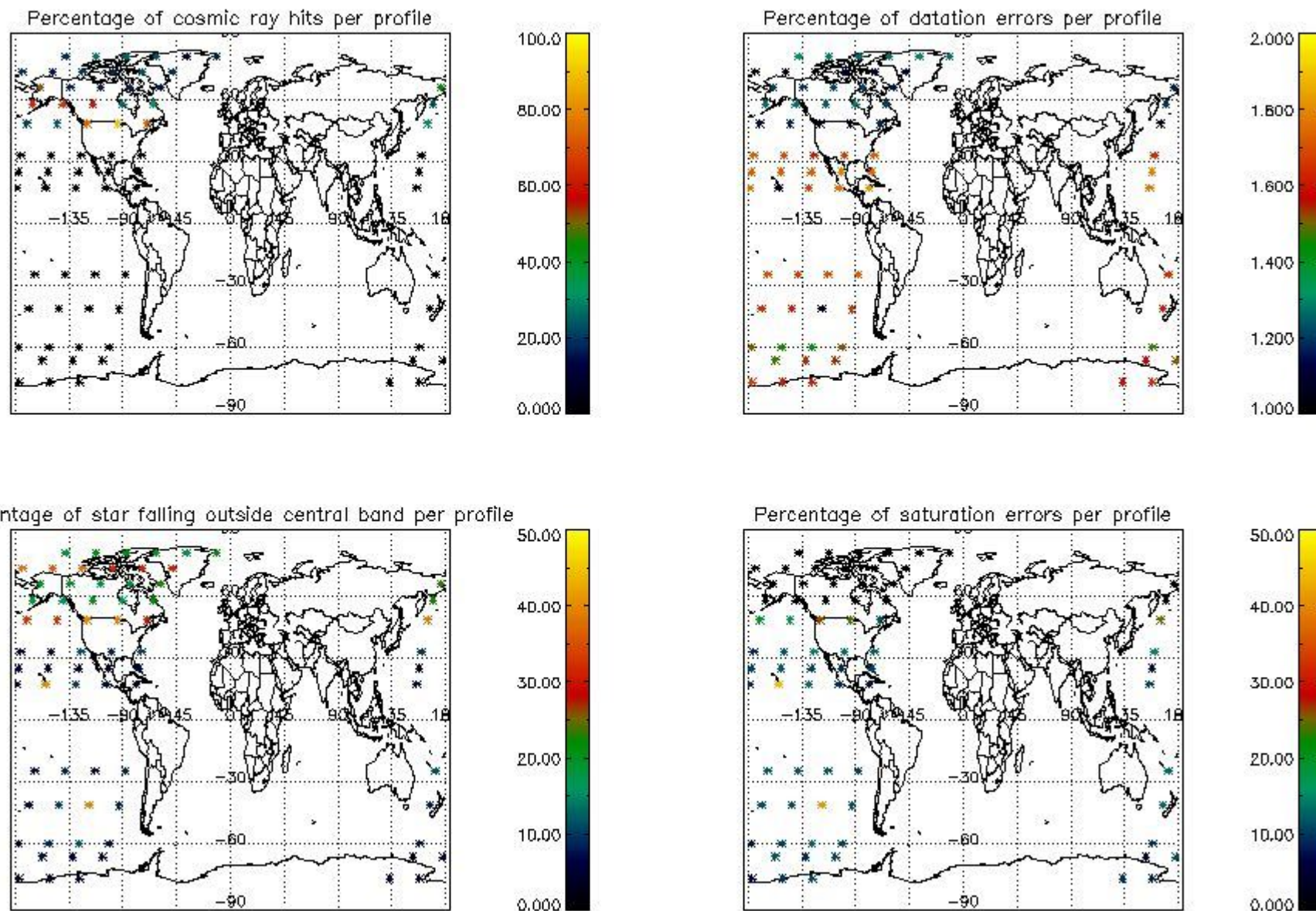
Percentage of star falling outside central band per profile



Percentage of saturation errors per profile



4.2.2 Plot level 1 quality information per product (world map): ENVISAT DESCENDING passes



5. Trace gas profiles

5.1 Ozone statistics based on quality of products

The final quality of the products can be "measured" using the STD (Standard Deviation) attached to every point profile. This information is written to the parameter GOM_NL__2P/NL_LOCAL_SPECIES_DENSITY/o3_std of the level 2 products. The table below shows the statistics for given STD ranges.

The statistics are given with respect to the overall valid production:

- Products without fatal errors: GOM_NL__2P/MPH/PRODUCT_ERR=0
- Valid point profile: GOM_NL__2P/NL_LOCAL_SPECIES_DENSITY/pcd(0)=0

The 'Criteria' is applied to valid points of dark limb products:

- Products in dark limb illumination condition: GOM_NL__2P/NL_SUMMARY_QUALITY/obs_ill_cond=0
- Products without fatal errors: GOM_NL__2P/MPH/PRODUCT_ERR=0
- Valid point profile: GOM_NL__2P/NL_LOCAL_SPECIES_DENSITY/pcd(0)=0

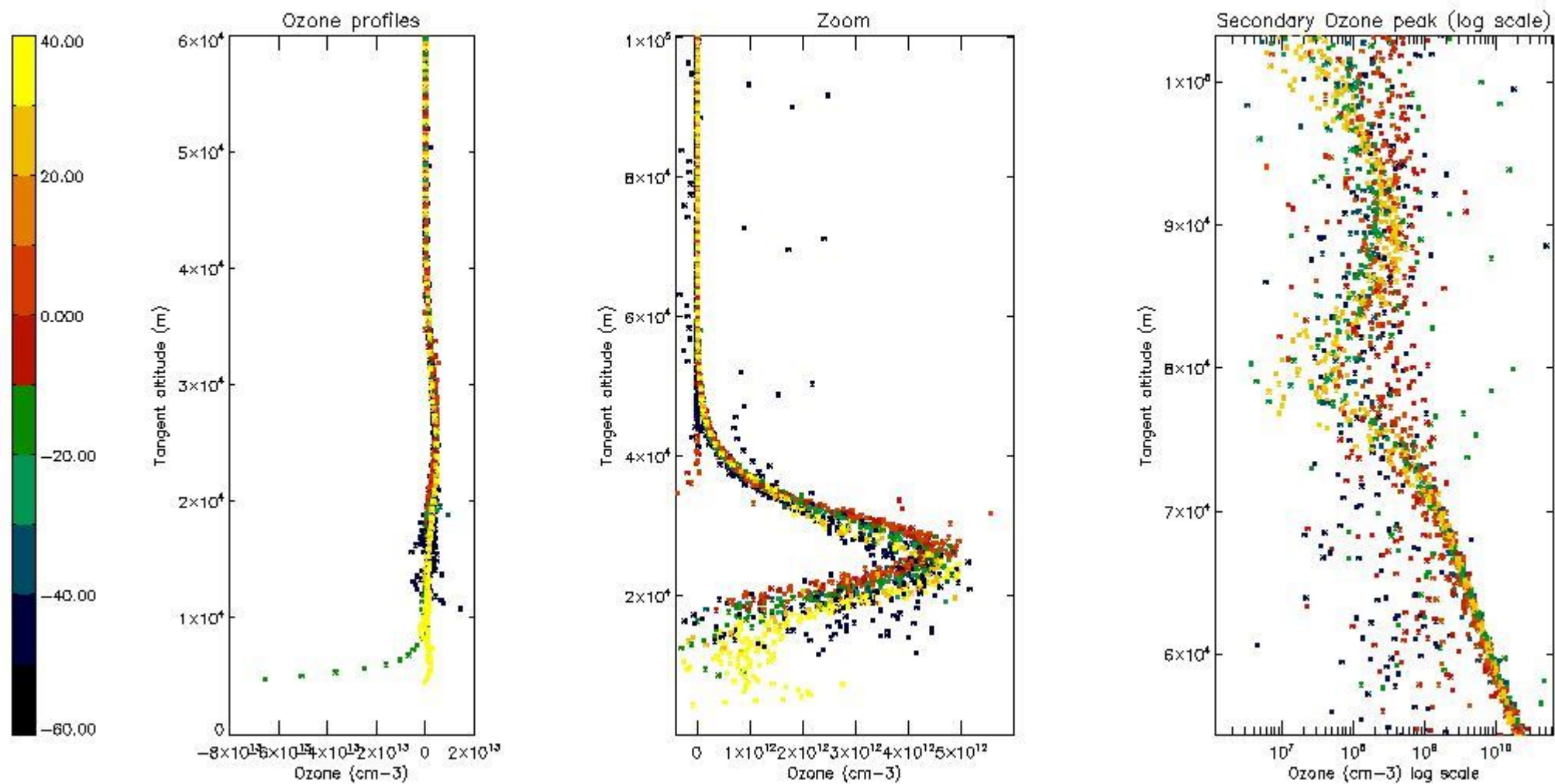
So, the table below shows the percentage of dark limb and valid observations for each criteria with respect to the overall valid daily observations.

Criteria	% of total production
All STD	37
STD < 20	19

STD < 10	14
STD < 5	7

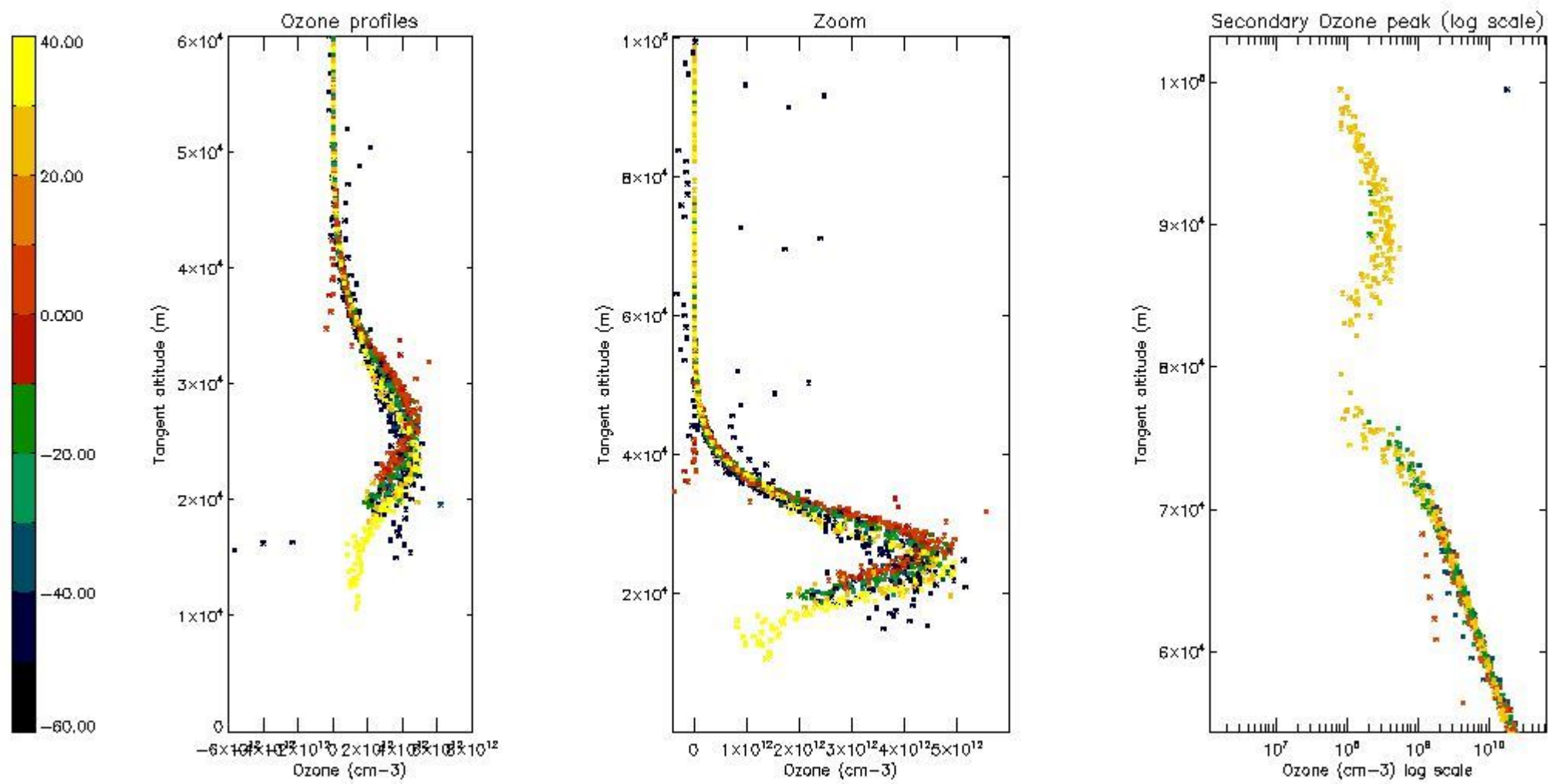
5.2 Plot ozone profiles for all STD (dark without errors)

The colorbar represents the latitude.



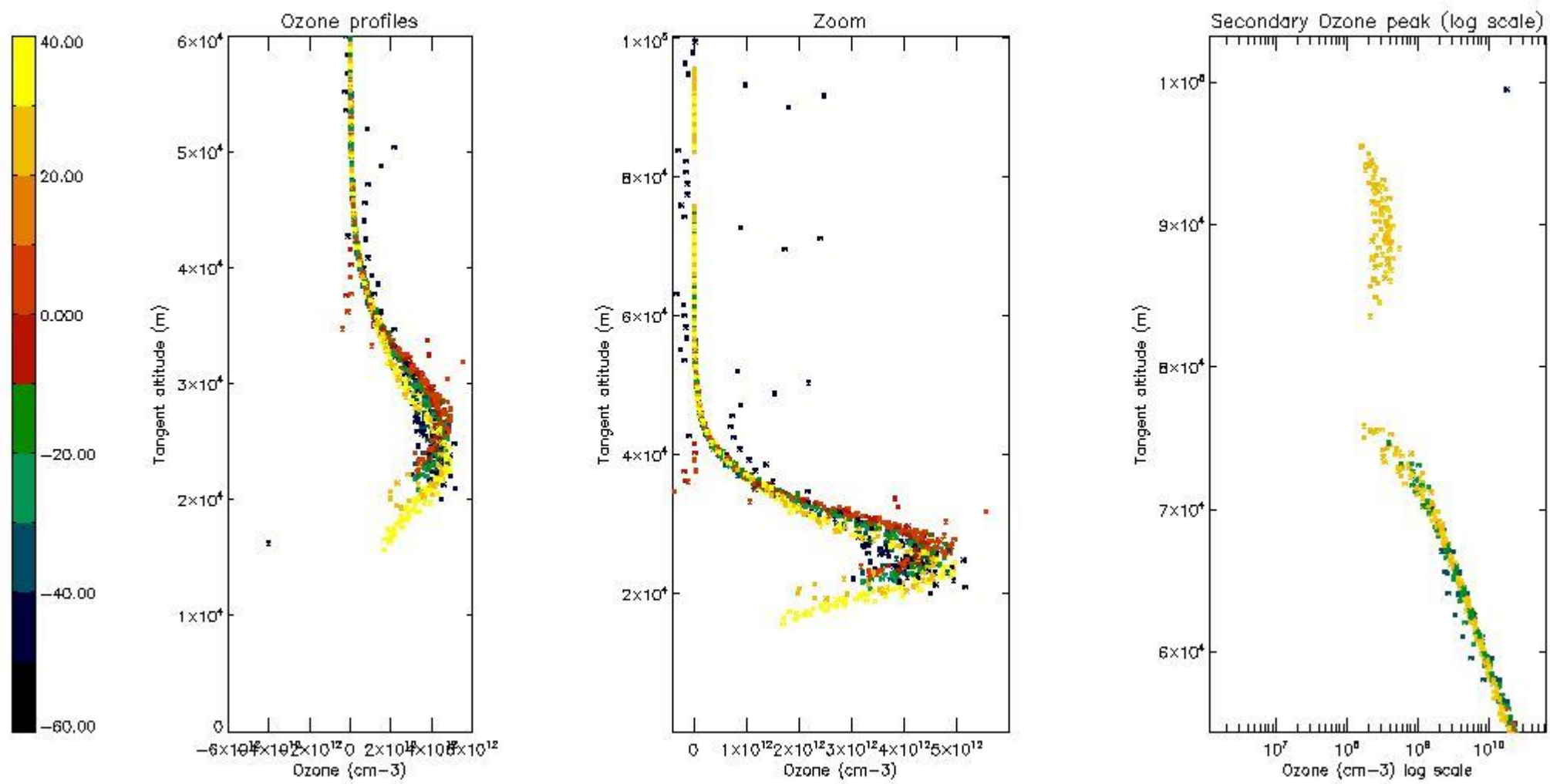
5.3 Plot ozone profiles where STD < 20% (dark without errors)

The colorbar represents the latitude.



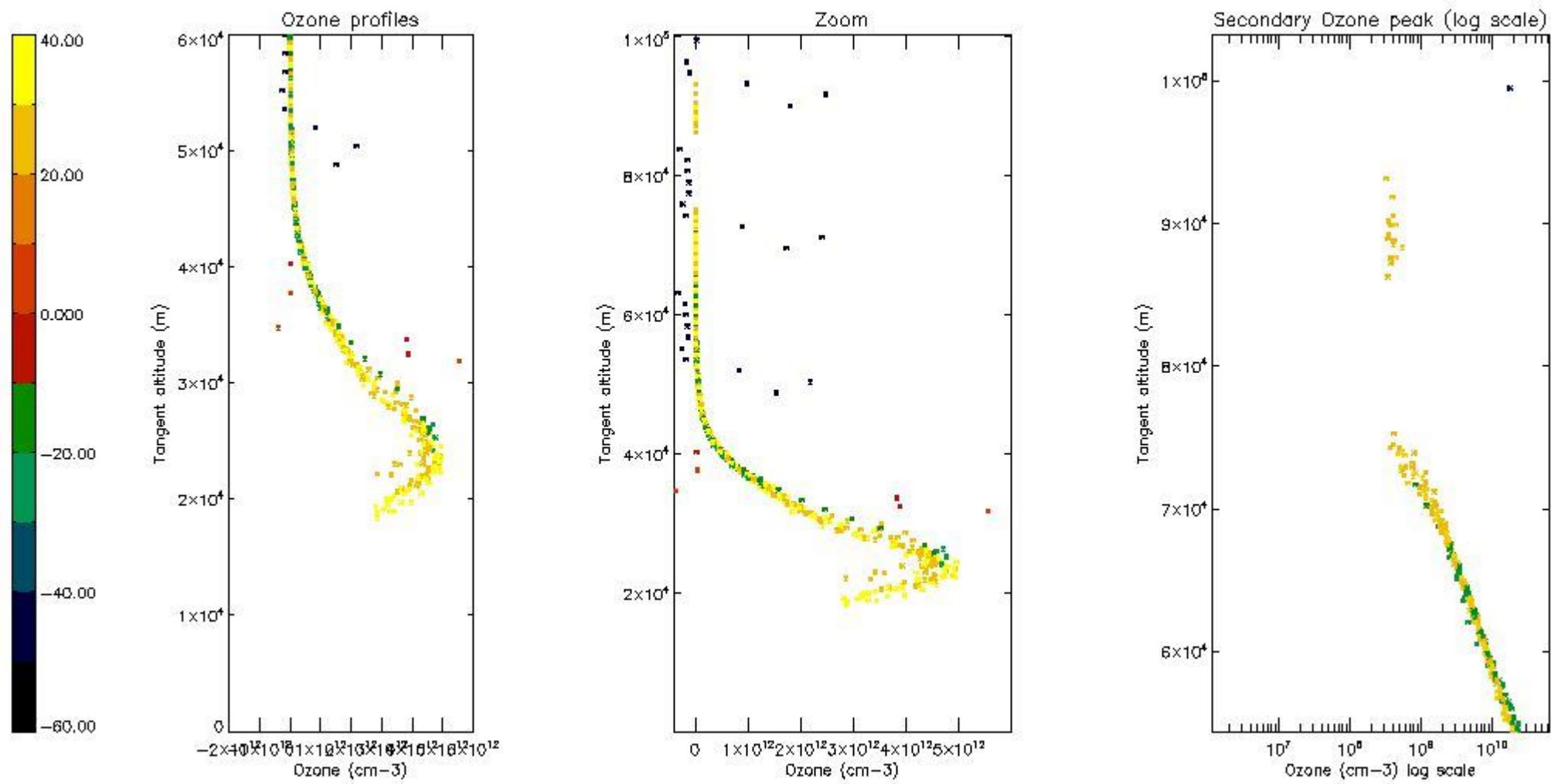
5.4 Plot ozone profiles where STD < 10% (dark without errors)

The colorbar represents the latitude.



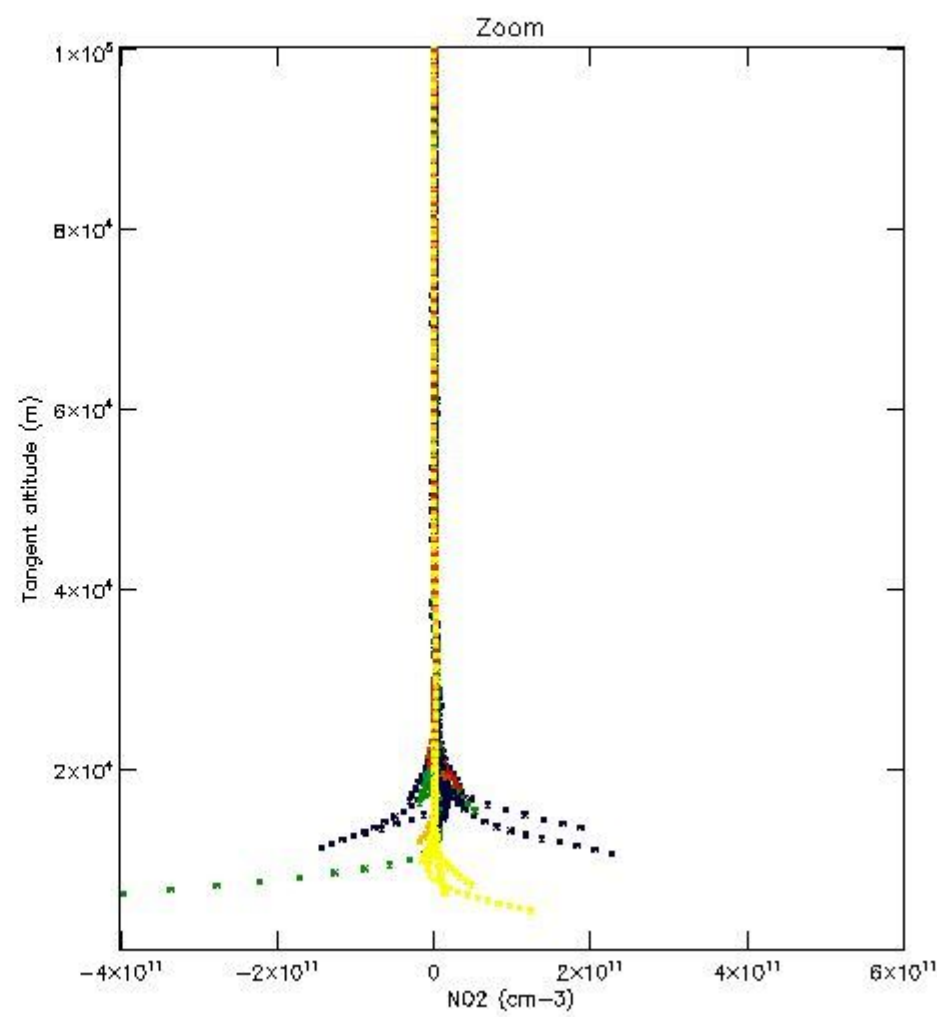
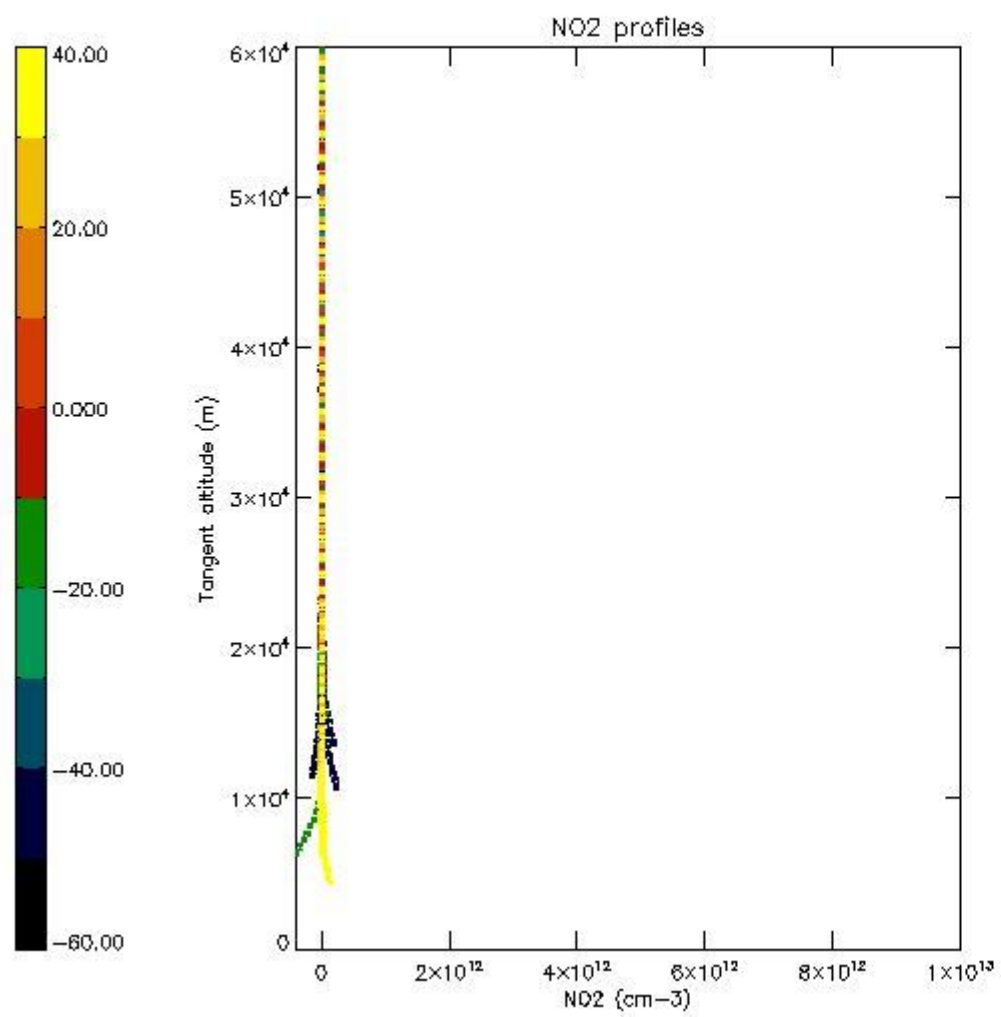
5.5 Plot ozone profiles where STD < 5% (dark without errors)

The colorbar represents the latitude.



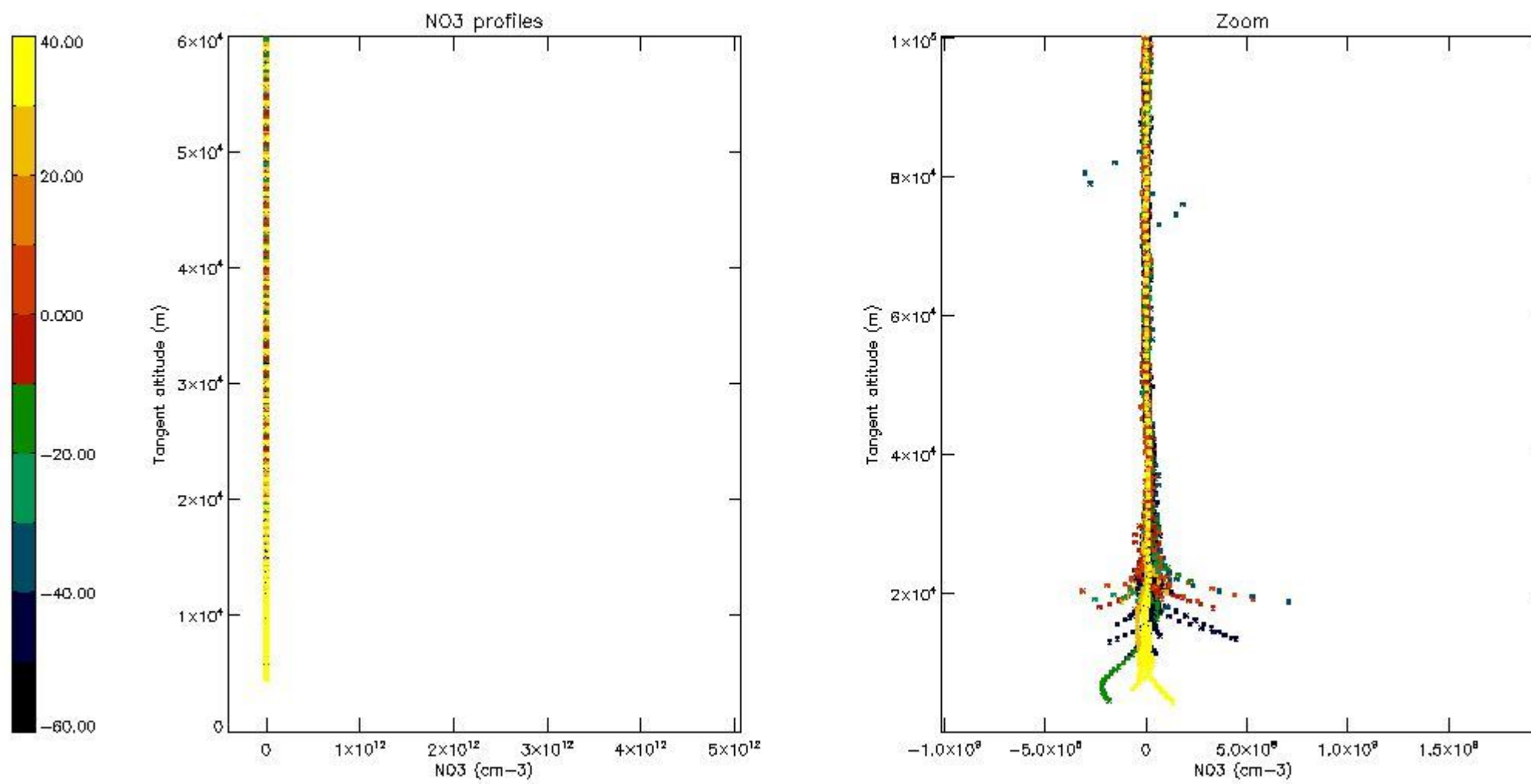
5.6 Plot NO₂ profiles for all STD (dark without errors)

The colorbar represents the latitude.



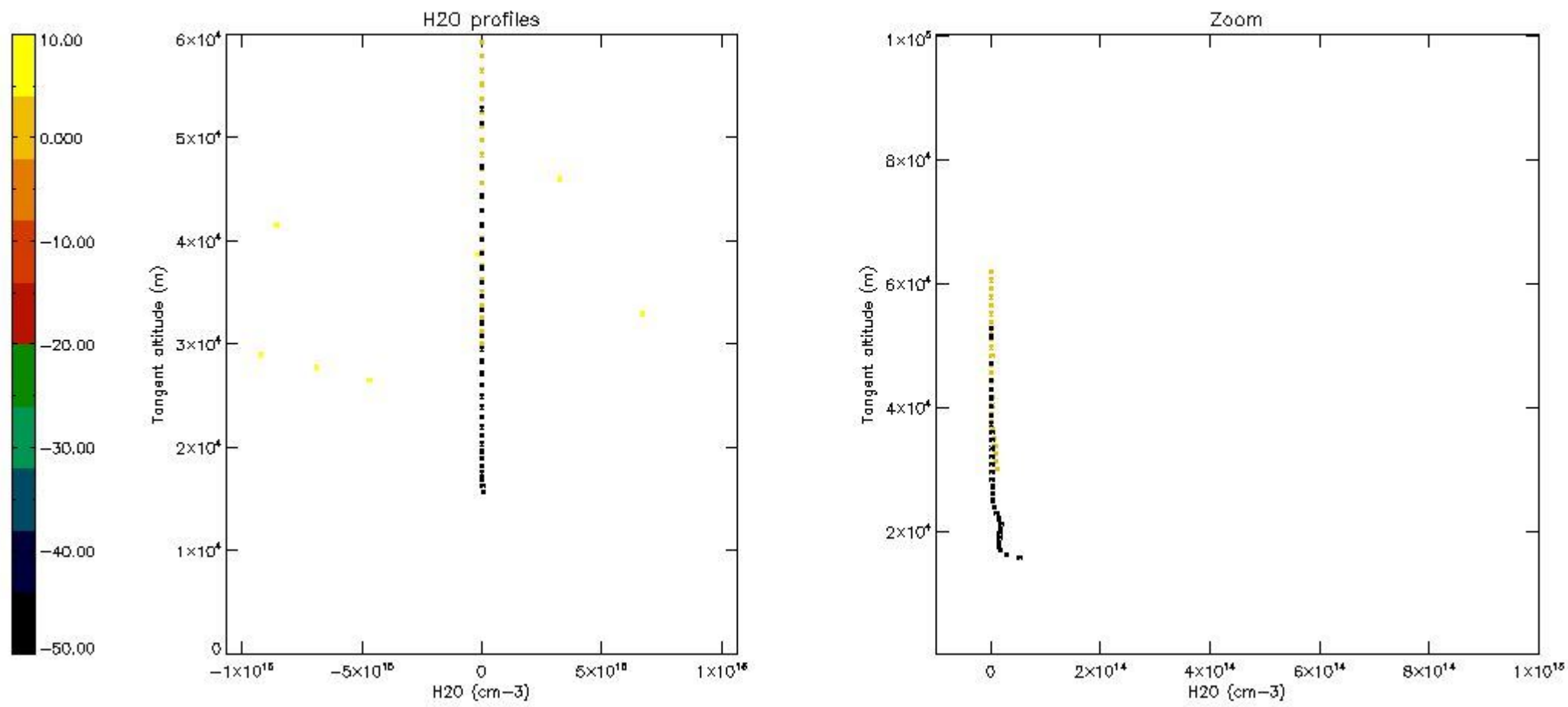
5.7 Plot NO3 profiles for all STD (dark without errors)

The colorbar represents the latitude.



5.8 Plot H2O profiles for all STD (only for occultations of stars 1,2,3,4,13,14,16,26,63 dark without errors)

The colorbar represents the latitude.



6. Auxiliary Data Files used for the production reported in section 2

The number reported in the third column indicates since which file (see list in section 2) the corresponding auxiliary file has been used. The fourth column is the date of those product files.

Type	Auxiliary Filename	Used since product	Used since product date
INST_PHYS_CHARACTERISTICS	GOM_INS_AXVIEC20091111_143220_20030716_120000_20500101_000000	1	16-DEC-2006 14:44:33
LEVEL-2_PROC_CONFIG	GOM_PR2_AXVIEC20091111_152718_20020301_000000_20500101_000000	1	16-DEC-2006 14:44:33
CROSS_SECTIONS_FILE	GOM_CRS_AXVIEC20091111_154832_20020301_000000_20500101_000000	1	16-DEC-2006 14:44:33

GOMOS Level 2 Daily Report

SUMMARY

[1. General Info](#)

[2. Summary of processed GOM_NL_2P products](#)

[3. Level 2 Quality information per product](#)

[3.1 Plot of level 2 quality information per product \(time dependant\)](#)

[3.2 Plot of level 2 quality information per product \(world map\)](#)

[4. Level 1 Quality information per product \(stored on level 2 products\)](#)

[4.1 Plot of level 1 quality information per product \(time dependant\)](#)

[4.1.1 Plot of level 1 quality information per product \(time dependant\): ASCENDING](#)

[4.1.2 Plot of level 1 quality information per product \(time dependant\): DESCENDING](#)

[4.2 Plot of level 1 quality information per product \(world map\)](#)

[4.2.1 Plot of level 1 quality information per product \(world map\): ASCENDING](#)

[4.2.2 Plot of level 1 quality information per product \(world map\): DESCENDING](#)

[5. Ozone profiles based on quality statistics and other trace gas profiles](#)

[5.1 Ozone statistics based on quality of products](#)

[5.2 Plot ozone profiles for all STD \(dark without errors\)](#)

[5.3 Plot ozone profiles where STD < 20% \(dark without errors\)](#)

[5.4. Plot ozone profiles where STD < 10% \(dark without errors\)](#)

[5.5. Plot ozone profiles where STD < 5% \(dark without errors\)](#)

[5.6 Plot NO2 profiles for all STD \(dark without errors\)](#)

[5.7 Plot NO3 profiles for all STD \(dark without errors\)](#)

[5.8 Plot H2O profiles \(only for occultations of stars 1,2,3,4,13,14,16,26,63 dark without errors\) for all STD](#)

[6. Auxiliary Data Files used for the production reported in section 2](#)

This report presents the daily analysis on parameters extracted from GOMOS level 2 data (GOM_NL__2P). It is intended to monitor some important parameters that will impact the quality of these products. A list of level 2 products (and content) that have arrived during the reporting day to the PCF is also given.

Item	Value
Time of report generation	24APR2013 06:36:39
Data source version	GOMOS/6.01
Start time of products	16-12-2006 (16DEC2006 00:00:00)
Stop time of products	17-12-2006 (17DEC2006 00:00:00)
Store outputs in DB	Yes
Nb of level 2 prods	148
Nb of prods with errors	0

2. Summary of processed GOM_NL__2P products.

Nr	Filename	UTC Start time	Limb	Duration	Star Id	Star Name	Star Mag	Star Temp	Nb Meas	Orbit	Prod. error
1	GOM_NL__2PRFIN20061216_144433_000000392053_00469_25072_4938.N1	16-DEC-2006 14:44:33	Dark	39.000	113	Mu Vel	2.6920	5000.0	78	25072	No
2	GOM_NL__2PRFIN20061216_144657_000000332053_00469_25072_4939.N1	16-DEC-2006 14:46:57	Dark	32.500	159	Ups Car	2.9200	7200.0	65	25072	No
3	GOM_NL__2PRFIN20061216_144819_000000372053_00469_25072_4940.N1	16-DEC-2006 14:48:19	Dark	37.000	71	Iot Car	2.2460	7700.0	74	25072	No
4	GOM_NL__2PRFIN20061216_145300_000000392053_00469_25072_4941.N1	16-DEC-2006 14:53:00	Dark	38.500	34	Gam2Vel	1.7930	23000.	77	25072	No
5	GOM_NL__2PRFIN20061216_145505_000000342053_00469_25072_4942.N1	16-DEC-2006 14:55:05	Dark	33.500	2	Alp Car	-0.73600	7000.0	67	25072	No
6	GOM_NL__2PRFIN20061216_150106_000000342053_00469_25072_4943.N1	16-DEC-2006 15:01:06	Straylight	34.000	108	Alp Col	2.6520	15200.	68	25072	No
7	GOM_NL__2PRFIN20061216_150605_000000402053_00469_25072_4944.N1	16-DEC-2006 15:06:05	Straylight	39.500	101	11Alp Lep	2.5820	7000.0	79	25072	No
8	GOM_NL__2PRFIN20061216_150909_000000452053_00469_25072_4945.N1	16-DEC-2006 15:09:09	Straylight	45.000	7	19Bet Ori	0.10000	14000.	90	25072	No
9	GOM_NL__2PRFIN20061216_151124_000000442053_00469_25072_4946.N1	16-DEC-2006 15:11:24	Straylight	43.500	30	46Eps Ori	1.6940	30000.	87	25072	No
10	GOM_NL__2PRFIN20061216_151345_000000422053_00469_25072_4947.N1	16-DEC-2006 15:13:45	Twi_and_stray	41.500	27	24Gam Ori	1.6360	26000.	83	25072	No
11	GOM_NL__2PRFIN20061216_151629_000000432053_00469_25072_4948.N1	16-DEC-2006 15:16:29	Twi_and_stray	42.500	13	87Alp Tau	0.86700	3800.0	85	25072	No
12	GOM_NL__2PRFIN20061216_152050_000000292053_00469_25072_4949.N1	16-DEC-2006 15:20:50	Bright	29.000	150	44Zet Per	2.8900	28000.	58	25072	No
13	GOM_NL__2PRFIN20061216_152307_000000292053_00469_25072_4950.N1	16-DEC-2006 15:23:07	Bright	28.500	149	45Eps Per	2.8880	30000.	57	25072	No
14	GOM_NL__2PRFIN20061216_152519_000000282053_00469_25072_4951.N1	16-DEC-2006 15:25:19	Bright	27.500	175	39Del Per	3.0100	19400.	55	25072	No
15	GOM_NL__2PRFIN20061216_153701_000000292053_00469_25072_4952.N1	16-DEC-2006 15:37:01	Bright	29.000	49	1Alp UMi	1.9900	6300.0	58	25072	No
16	GOM_NL__2PRFIN20061216_154143_000000312053_00469_25072_4953.N1	16-DEC-2006 15:41:43	Bright	30.500	60	7Bet UMi	2.0810	3950.0	61	25072	No
17	GOM_NL__2PRFIN20061216_154700_000000332053_00469_25072_4954.N1	16-DEC-2006 15:47:00	Bright	33.000	55	79Zet UMa	2.0600	10200.	66	25072	No
18	GOM_NL__2PRFIN20061216_154856_000000332053_00469_25072_4955.N1	16-DEC-2006 15:48:56	Bright	32.500	39	85Eta UMa	1.8540	24000.	65	25072	No
19	GOM_NL__2PRFIN20061216_155217_000000312053_00469_25072_4956.N1	16-DEC-2006 15:52:17	Bright	31.000	180	27Gam Boo	3.0400	8000.0	62	25072	No
20	GOM_NL__2PRFIN20061216_155530_000000302053_00469_25072_4957.N1	16-DEC-2006 15:55:30	Bright	29.500	83		2.3780	11000.	59	25072	No
21	GOM_NL__2PRFIN20061216_155851_000000332053_00469_25072_4958.N1	16-DEC-2006 15:58:51	Bright	32.500	111	8Eta Boo	2.6800	6000.0	65	25072	No
22	GOM_NL__2PRFIN20061216_160850_000000472053_00469_25072_4959.N1	16-DEC-2006 16:08:50	Twi_and_stray	47.000	15	67Alp Vir	0.97600	28000.	94	25072	No
23	GOM_NL__2PRFIN20061216_161220_000000402053_00469_25072_4960.N1	16-DEC-2006 16:12:20	Dark	39.500	169	46Gam Hya	2.9910	4700.0	79	25072	No
24	GOM_NL__2PRFIN20061216_161357_000000402053_00469_25072_4961.N1	16-DEC-2006 16:13:57	Dark	39.500	54	5The Cen	2.0550	4500.0	79	25072	No
25	GOM_NL__2PRFIN20061216_161533_000000342053_00469_25072_4962.N1	16-DEC-2006 16:15:33	Dark	34.000	123	Iot Cen	2.7500	10200.	68	25072	No
26	GOM_NL__2PRFIN20061216_161939_000000342053_00469_25072_4963.N1	16-DEC-2006 16:19:39	Dark	34.000	64	Gam Cen	2.2000	10600.	68	25072	No
27	GOM_NL__2PRFIN20061216_162129_000000482053_00470_25073_0546.N1	16-DEC-2006 16:21:29	Dark	47.500	26	Gam Cru	1.6240	2900.0	95	25073	No
28	GOM_NL__2PRFIN20061216_162510_000000412053_00470_25073_0547.N1	16-DEC-2006 16:25:10	Dark	40.500	113	Mu Vel	2.6920	5000.0	81	25073	No
29	GOM_NL__2PRFIN20061216_162733_000000332053_00470_25073_0548.N1	16-DEC-2006 16:27:33	Dark	32.500	159	Ups Car	2.9200	7200.0	65	25073	No
30	GOM_NL__2PRFIN20061216_162856_000000352053_00470_25073_0549.N1	16-DEC-2006 16:28:56	Dark	35.000	71	Iot Car	2.2460	7700.0	70	25073	No
31	GOM_NL__2PRFIN20061216_163337_000000392053_00470_25073_0550.N1	16-DEC-2006 16:33:37	Dark	38.500	34	Gam2Vel	1.7930	23000.	77	25073	No
32	GOM_NL__2PRFIN20061216_163542_000000452053_00470_25073_0551.N1	16-DEC-2006 16:35:42	Dark	44.500	2	Alp Car	-0.73600	7000.0	89	25073	No
33	GOM_NL__2PRFIN20061216_164143_000000372053_00470_25073_0552.N1	16-DEC-2006 16:41:43	Straylight	36.500	108	Alp Col	2.6520	15200.	73	25073	No
34	GOM_NL__2PRFIN20061216_164641_000000392053_00470_25073_0553.N1	16-DEC-2006 16:46:41	Straylight	38.500	101	11Alp Lep	2.5820	7000.0	77	25073	No
35	GOM_NL__2PRFIN20061216_164945_000000452053_00470_25073_0554.N1	16-DEC-2006 16:49:45	Straylight	45.000	7	19Bet Ori	0.10000	14000.	90	25073	No
36	GOM_NL__2PRFIN20061216_165200_000000422053_00470_25073_0555.N1	16-DEC-2006 16:52:00	Straylight	41.500	30	46Eps Ori	1.6940	30000.	83	25073	No
37	GOM_NL__2PRFIN20061216_165421_000000392053_00470_25073_0556.N1	16-DEC-2006 16:54:21	Twi_and_stray	39.000	27	24Gam Ori	1.6360	26000.	78	25073	No
38	GOM_NL__2PRFIN20061216_165705_000000482053_00470_25073_0557.N1	16-DEC-2006 16:57:05	Twi_and_stray	48.000	13	87Alp Tau	0.86700	3800.0	96	25073	No
39	GOM_NL__2PRFIN20061216_170126_000000302053_00470_25073_0558.N1	16-DEC-2006 17:01:26	Bright	30.000	150	44Zet Per	2.8900	28000.	60	25073	No
40	GOM_NL__2PRFIN20061216_170343_000000282053_00470_25073_0559.N1	16-DEC-2006 17:03:43	Bright	28.000	149	45Eps Per	2.8880	30000.	56	25073	No
41	GOM_NL__2PRFIN20061216_170554_000000292053_00470_25073_0560.N1	16-DEC-2006 17:05:54	Bright	28.500	175	39Del Per	3.0100	19400.	57	25073	No
42	GOM_NL__2PRFIN20061216_171736_000000302053_00470_25073_0561.N1	16-DEC-2006 17:17:36	Bright	29.500	49	1Alp UMi	1.9900	6300.0	59	25073	No

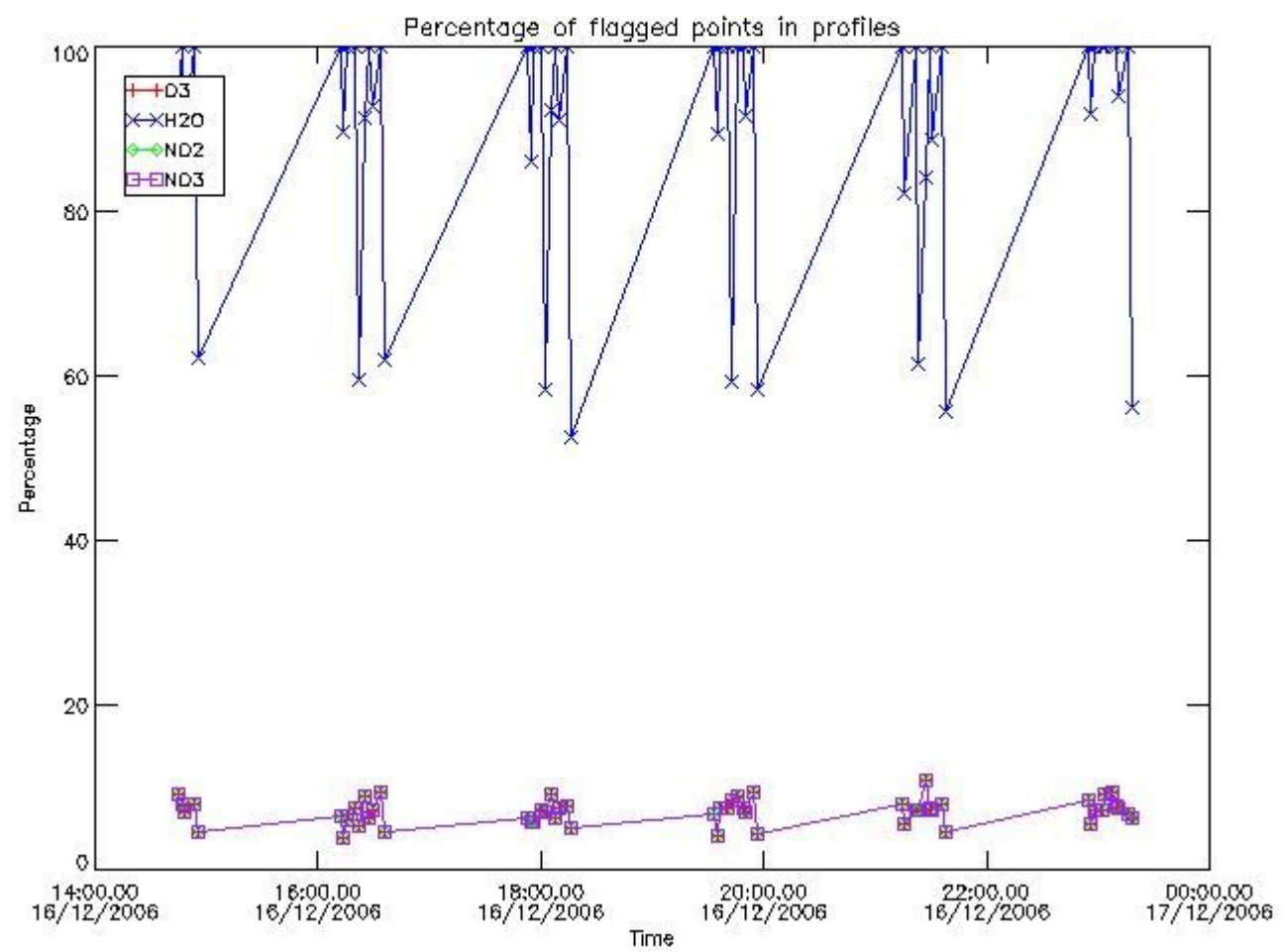
43	GOM_NL__2PRFIN20061216_172219_000000472053_00470_25073_0562.N1	16-DEC-2006 17:22:19	Bright	47.000	60	7Bet UMi	2.0810	3950.0	94	25073	No
44	GOM_NL__2PRFIN20061216_172736_000000352053_00470_25073_0563.N1	16-DEC-2006 17:27:36	Bright	35.000	55	79Zet UMa	2.0600	10200.	70	25073	No
45	GOM_NL__2PRFIN20061216_172932_000000332053_00470_25073_0564.N1	16-DEC-2006 17:29:32	Bright	32.500	39	85Eta UMa	1.8540	24000.	65	25073	No
46	GOM_NL__2PRFIN20061216_173253_000000312053_00470_25073_0565.N1	16-DEC-2006 17:32:53	Bright	31.000	180	27Gam Boo	3.0400	8000.0	62	25073	No
47	GOM_NL__2PRFIN20061216_173606_000000302053_00470_25073_0566.N1	16-DEC-2006 17:36:06	Bright	30.000	83		2.3780	11000.	60	25073	No
48	GOM_NL__2PRFIN20061216_173927_000000352053_00470_25073_0567.N1	16-DEC-2006 17:39:27	Bright	34.500	111	8Eta Boo	2.6800	6000.0	69	25073	No
49	GOM_NL__2PRFIN20061216_174927_000000482053_00470_25073_0568.N1	16-DEC-2006 17:49:27	Tw_i_and_stray	47.500	15	67Alp Vir	0.97600	28000.	95	25073	No
50	GOM_NL__2PRFIN20061216_175257_000000422053_00470_25073_0569.N1	16-DEC-2006 17:52:57	Dark	41.500	169	46Gam Hya	2.9910	4700.0	83	25073	No
51	GOM_NL__2PRFIN20061216_175434_000000362053_00470_25073_0570.N1	16-DEC-2006 17:54:34	Dark	36.000	54	5The Cen	2.0550	4500.0	72	25073	No
52	GOM_NL__2PRFIN20061216_175609_000000352053_00470_25073_0571.N1	16-DEC-2006 17:56:09	Dark	35.000	123	1ot Cen	2.7500	10200.	70	25073	No
53	GOM_NL__2PRFIN20061216_180016_000000362053_00470_25073_0572.N1	16-DEC-2006 18:00:16	Dark	36.000	64	Gam Cen	2.2000	10600.	72	25073	No
54	GOM_NL__2PRFIN20061216_180205_000000372053_00471_25074_0546.N1	16-DEC-2006 18:02:05	Dark	36.500	26	Gam Cru	1.6240	2900.0	73	25074	No
55	GOM_NL__2PRFIN20061216_180547_000000392053_00471_25074_0547.N1	16-DEC-2006 18:05:47	Dark	39.000	113	Mu Vel	2.6920	5000.0	78	25074	No
56	GOM_NL__2PRFIN20061216_180810_000000332053_00471_25074_0548.N1	16-DEC-2006 18:08:10	Dark	33.000	159	Ups Car	2.9200	7200.0	66	25074	No
57	GOM_NL__2PRFIN20061216_180932_000000342053_00471_25074_0549.N1	16-DEC-2006 18:09:32	Dark	34.000	71	1ot Car	2.2460	7700.0	68	25074	No
58	GOM_NL__2PRFIN20061216_181413_000000402053_00471_25074_0550.N1	16-DEC-2006 18:14:13	Dark	39.500	34	Gam2Vel	1.7930	23000.	79	25074	No
59	GOM_NL__2PRFIN20061216_181618_000000412053_00471_25074_0551.N1	16-DEC-2006 18:16:18	Dark	41.000	2	Alp Car	-0.73600	7000.0	82	25074	No
60	GOM_NL__2PRFIN20061216_182219_000000352053_00471_25074_0552.N1	16-DEC-2006 18:22:19	Straylight	35.000	108	Alp Col	2.6520	15200.	70	25074	No
61	GOM_NL__2PRFIN20061216_182717_000000392053_00471_25074_0553.N1	16-DEC-2006 18:27:17	Straylight	39.000	101	11Alp Lep	2.5820	7000.0	78	25074	No
62	GOM_NL__2PRFIN20061216_183021_000000462053_00471_25074_0554.N1	16-DEC-2006 18:30:21	Straylight	45.500	7	19Bet Ori	0.10000	14000.	91	25074	No
63	GOM_NL__2PRFIN20061216_183236_000000412053_00471_25074_0555.N1	16-DEC-2006 18:32:36	Straylight	41.000	30	46Eps Ori	1.6940	30000.	82	25074	No
64	GOM_NL__2PRFIN20061216_183457_000000402053_00471_25074_0556.N1	16-DEC-2006 18:34:57	Tw_i_and_stray	40.000	27	24Gam Ori	1.6360	26000.	80	25074	No
65	GOM_NL__2PRFIN20061216_183740_000000482053_00471_25074_0557.N1	16-DEC-2006 18:37:40	Tw_i_and_stray	48.000	13	87Alp Tau	0.86700	3800.0	96	25074	No
66	GOM_NL__2PRFIN20061216_184201_000000312053_00471_25074_0558.N1	16-DEC-2006 18:42:01	Bright	31.000	150	44Zet Per	2.8900	28000.	62	25074	No
67	GOM_NL__2PRFIN20061216_184418_000000292053_00471_25074_0559.N1	16-DEC-2006 18:44:18	Bright	29.000	149	45Eps Per	2.8880	30000.	58	25074	No
68	GOM_NL__2PRFIN20061216_184630_000000302053_00471_25074_0560.N1	16-DEC-2006 18:46:30	Bright	30.000	175	39Del Per	3.0100	19400.	60	25074	No
69	GOM_NL__2PRFIN20061216_185813_000000302053_00471_25074_0561.N1	16-DEC-2006 18:58:13	Bright	30.000	49	1Alp UMi	1.9900	6300.0	60	25074	No
70	GOM_NL__2PRFIN20061216_190255_000000312053_00471_25074_0562.N1	16-DEC-2006 19:02:55	Bright	31.000	60	7Bet UMi	2.0810	3950.0	62	25074	No
71	GOM_NL__2PRFIN20061216_190812_000000352053_00471_25074_0563.N1	16-DEC-2006 19:08:12	Bright	34.500	55	79Zet UMa	2.0600	10200.	69	25074	No
72	GOM_NL__2PRFIN20061216_191007_000000342053_00471_25074_0564.N1	16-DEC-2006 19:10:07	Bright	34.000	39	85Eta UMa	1.8540	24000.	68	25074	No
73	GOM_NL__2PRFIN20061216_191329_000000302053_00471_25074_0565.N1	16-DEC-2006 19:13:29	Bright	30.000	180	27Gam Boo	3.0400	8000.0	60	25074	No
74	GOM_NL__2PRFIN20061216_191642_000000322053_00471_25074_0566.N1	16-DEC-2006 19:16:42	Bright	31.500	83		2.3780	11000.	63	25074	No
75	GOM_NL__2PRFIN20061216_192004_000000432053_00471_25074_0567.N1	16-DEC-2006 19:20:04	Bright	42.500	111	8Eta Boo	2.6800	6000.0	85	25074	No
76	GOM_NL__2PRFIN20061216_193004_000000412053_00471_25074_0568.N1	16-DEC-2006 19:30:04	Tw_i_and_stray	41.000	15	67Alp Vir	0.97600	28000.	82	25074	No
77	GOM_NL__2PRFIN20061216_193334_000000392053_00471_25074_0569.N1	16-DEC-2006 19:33:34	Dark	38.500	169	46Gam Hya	2.9910	4700.0	77	25074	No
78	GOM_NL__2PRFIN20061216_193510_000000392053_00471_25074_0570.N1	16-DEC-2006 19:35:10	Dark	38.500	54	5The Cen	2.0550	4500.0	77	25074	No
79	GOM_NL__2PRFIN20061216_193645_000000352053_00471_25074_0571.N1	16-DEC-2006 19:36:45	Dark	34.500	123	1ot Cen	2.7500	10200.	69	25074	No
80	GOM_NL__2PRFIN20061216_194052_000000352053_00471_25074_0572.N1	16-DEC-2006 19:40:52	Dark	34.500	64	Gam Cen	2.2000	10600.	69	25074	No
81	GOM_NL__2PRFIN20061216_194242_000000362053_00472_25075_0546.N1	16-DEC-2006 19:42:42	Dark	36.000	26	Gam Cru	1.6240	2900.0	72	25075	No
82	GOM_NL__2PRFIN20061216_194624_000000412053_00472_25075_0547.N1	16-DEC-2006 19:46:24	Dark	40.500	113	Mu Vel	2.6920	5000.0	81	25075	No
83	GOM_NL__2PRFIN20061216_194846_000000342053_00472_25075_0548.N1	16-DEC-2006 19:48:46	Dark	34.000	159	Ups Car	2.9200	7200.0	68	25075	No
84	GOM_NL__2PRFIN20061216_195008_000000372053_00472_25075_0549.N1	16-DEC-2006 19:50:08	Dark	36.500	71	1ot Car	2.2460	7700.0	73	25075	No
85	GOM_NL__2PRFIN20061216_195450_000000392053_00472_25075_0550.N1	16-DEC-2006 19:54:50	Dark	38.500	34	Gam2Vel	1.7930	23000.	77	25075	No
86	GOM_NL__2PRFIN20061216_195654_000000492053_00472_25075_0551.N1	16-DEC-2006 19:56:54	Dark	48.500	2	Alp Car	-0.73600	7000.0	97	25075	No
87	GOM_NL__2PRFIN20061216_200255_000000352053_00472_25075_0552.N1	16-DEC-2006 20:02:55	Straylight	34.500	108	Alp Col	2.6520	15200.	69	25075	No
88	GOM_NL__2PRFIN20061216_200753_000000402053_00472_25075_0553.N1	16-DEC-2006 20:07:53	Straylight	39.500	101	11Alp Lep	2.5820	7000.0	79	25075	No
89	GOM_NL__2PRFIN20061216_201057_000000502053_00472_25075_0554.N1	16-DEC-2006 20:10:57	Straylight	50.000	7	19Bet Ori	0.10000	14000.	100	25075	No
90	GOM_NL__2PRFIN20061216_201311_000000422053_00472_25075_0555.N1	16-DEC-2006 20:13:11	Straylight	42.000	30	46Eps Ori	1.6940	30000.	84	25075	No
91	GOM_NL__2PRFIN20061216_201532_000000392053_00472_25075_0556.N1	16-DEC-2006 20:15:32	Tw_i_and_stray	39.000	27	24Gam Ori	1.6360	26000.	78	25075	No
92	GOM_NL__2PRFIN20061216_201816_000000432053_00472_25075_0557.N1	16-DEC-2006 20:18:16	Tw_i_and_stray	43.000	13	87Alp Tau	0.86700	3800.0	86	25075	No
93	GOM_NL__2PRFIN20061216_202237_000000302053_00472_25075_0558.N1	16-DEC-2006 20:22:37	Bright	29.500	150	44Zet Per	2.8900	28000.	59	25075	No
94	GOM_NL__2PRFIN20061216_202454_000000292053_00472_25075_0559.N1	16-DEC-2006 20:24:54	Bright	29.000	149	45Eps Per	2.8880	30000.	58	25075	No
95	GOM_NL__2PRFIN20061216_202706_000000462053_00472_25075_0560.N1	16-DEC-2006 20:27:06	Bright	46.000	175	39Del Per	3.0100	19400.	92	25075	No
96	GOM_NL__2PRFIN20061216_203848_000000302053_00472_25075_0561.N1	16-DEC-2006 20:38:48	Bright	29.500	49	1Alp UMi	1.9900	6300.0	59	25075	No
97	GOM_NL__2PRFIN20061216_204331_000000312053_00472_25075_0562.N1	16-DEC-2006 20:43:31	Bright	30.500	60	7Bet UMi	2.0810	3950.0	61	25075	No
98	GOM_NL__2PRFIN20061216_204847_000000332053_00472_25075_0563.N1	16-DEC-2006 20:48:47	Bright	33.000	55	79Zet UMa	2.0600	10200.	66	25075	No
99	GOM_NL__2PRFIN20061216_205044_000000332053_00472_25075_0564.N1	16-DEC-2006 20:50:44	Bright	33.000	39	85Eta UMa	1.8540	24000.	66	25075	No
100	GOM_NL__2PRFIN20061216_205405_000000312053_00472_25075_0565.N1	16-DEC-2006 20:54:05	Bright	30.500	180	27Gam Boo	3.0400	8000.0	61	25075	No
101	GOM_NL__2PRFIN20061216_205718_000000322053_00472_25075_0566.N1	16-DEC-2006 20:57:18	Bright	32.000	83		2.3780	11000.	64	25075	No

102	GOM_NL__2PRFIN20061216_210040_000000542053_00472_25075_0567.N1	16-DEC-2006 21:00:40	Bright	54.000	111	8Eta Boo	2.6800	6000.0	108	25075	No
103	GOM_NL__2PRFIN20061216_211040_000000502053_00472_25075_0568.N1	16-DEC-2006 21:10:40	Twilight	49.500	15	67Alp Vir	0.97600	28000.	99	25075	No
104	GOM_NL__2PRFIN20061216_211410_000000392053_00472_25075_0569.N1	16-DEC-2006 21:14:10	Dark	39.000	169	46Gam Hya	2.9910	4700.0	78	25075	No
105	GOM_NL__2PRFIN20061216_211546_000000372053_00472_25075_0570.N1	16-DEC-2006 21:15:46	Dark	37.000	54	5The Cen	2.0550	4500.0	74	25075	No
106	GOM_NL__2PRFIN20061216_212129_000000352053_00472_25075_0571.N1	16-DEC-2006 21:21:29	Dark	35.000	64	Gam Cen	2.2000	10600.	70	25075	No
107	GOM_NL__2PRFIN20061216_212318_000000362053_00473_25076_0546.N1	16-DEC-2006 21:23:18	Dark	35.500	26	Gam Cru	1.6240	2900.0	71	25076	No
108	GOM_NL__2PRFIN20061216_212701_000000382053_00473_25076_0547.N1	16-DEC-2006 21:27:01	Dark	38.000	113	Mu Vel	2.6920	5000.0	76	25076	No
109	GOM_NL__2PRFIN20061216_212922_000000342053_00473_25076_0548.N1	16-DEC-2006 21:29:22	Dark	34.000	159	Ups Car	2.9200	7200.0	68	25076	No
110	GOM_NL__2PRFIN20061216_213045_000000362053_00473_25076_0549.N1	16-DEC-2006 21:30:45	Dark	35.500	71	Iot Car	2.2460	7700.0	71	25076	No
111	GOM_NL__2PRFIN20061216_213526_000000392053_00473_25076_0550.N1	16-DEC-2006 21:35:26	Dark	38.500	34	Gam2Vel	1.7930	23000.	77	25076	No
112	GOM_NL__2PRFIN20061216_213730_000000452053_00473_25076_0551.N1	16-DEC-2006 21:37:30	Dark	44.500	2	Alp Car	-0.73600	7000.0	89	25076	No
113	GOM_NL__2PRFIN20061216_214331_000000362053_00473_25076_0552.N1	16-DEC-2006 21:43:31	Straylight	36.000	108	Alp Col	2.6520	15200.	72	25076	No
114	GOM_NL__2PRFIN20061216_214830_000000392053_00473_25076_0553.N1	16-DEC-2006 21:48:30	Straylight	39.000	101	11Alp Lep	2.5820	7000.0	78	25076	No
115	GOM_NL__2PRFIN20061216_215133_000000482053_00473_25076_0554.N1	16-DEC-2006 21:51:33	Straylight	48.000	7	19Bet Ori	0.10000	14000.	96	25076	No
116	GOM_NL__2PRFIN20061216_215347_000000422053_00473_25076_0555.N1	16-DEC-2006 21:53:47	Straylight	41.500	30	46Eps Ori	1.6940	30000.	83	25076	No
117	GOM_NL__2PRFIN20061216_215608_000000402053_00473_25076_0556.N1	16-DEC-2006 21:56:08	Twilight	39.500	27	24Gam Ori	1.6360	26000.	79	25076	No
118	GOM_NL__2PRFIN20061216_215852_000000442053_00473_25076_0557.N1	16-DEC-2006 21:58:52	Twilight	44.000	13	87Alp Tau	0.86700	3800.0	88	25076	No
119	GOM_NL__2PRFIN20061216_220313_000000292053_00473_25076_0558.N1	16-DEC-2006 22:03:13	Bright	29.000	150	44Zet Per	2.8900	28000.	58	25076	No
120	GOM_NL__2PRFIN20061216_220530_000000292053_00473_25076_0559.N1	16-DEC-2006 22:05:30	Bright	29.000	149	45Eps Per	2.8880	30000.	58	25076	No
121	GOM_NL__2PRFIN20061216_220742_000000292053_00473_25076_0560.N1	16-DEC-2006 22:07:42	Bright	28.500	175	39Del Per	3.0100	19400.	57	25076	No
122	GOM_NL__2PRFIN20061216_221924_000000312053_00473_25076_0561.N1	16-DEC-2006 22:19:24	Bright	30.500	49	1Alp UMi	1.9900	6300.0	61	25076	No
123	GOM_NL__2PRFIN20061216_222406_000000312053_00473_25076_0562.N1	16-DEC-2006 22:24:06	Bright	31.000	60	7Bet UMi	2.0810	3950.0	62	25076	No
124	GOM_NL__2PRFIN20061216_222923_000000342053_00473_25076_0563.N1	16-DEC-2006 22:29:23	Bright	34.000	55	79Zet UMa	2.0600	10200.	68	25076	No
125	GOM_NL__2PRFIN20061216_223119_000000322053_00473_25076_0564.N1	16-DEC-2006 22:31:19	Bright	32.000	39	85Eta UMa	1.8540	24000.	64	25076	No
126	GOM_NL__2PRFIN20061216_223441_000000322053_00473_25076_0565.N1	16-DEC-2006 22:34:41	Bright	31.500	180	27Gam Boo	3.0400	8000.0	63	25076	No
127	GOM_NL__2PRFIN20061216_223754_000000302053_00473_25076_0566.N1	16-DEC-2006 22:37:54	Bright	29.500	83		2.3780	11000.	59	25076	No
128	GOM_NL__2PRFIN20061216_224116_000000542053_00473_25076_0567.N1	16-DEC-2006 22:41:16	Bright	54.000	111	8Eta Boo	2.6800	6000.0	108	25076	No
129	GOM_NL__2PRFIN20061216_225117_000000432053_00473_25076_0568.N1	16-DEC-2006 22:51:17	Twilight	43.000	15	67Alp Vir	0.97600	28000.	86	25076	No
130	GOM_NL__2PRFIN20061216_225447_000000372053_00473_25076_0569.N1	16-DEC-2006 22:54:47	Dark	36.500	169	46Gam Hya	2.9910	4700.0	73	25076	No
131	GOM_NL__2PRFIN20061216_225622_000000372053_00473_25076_0570.N1	16-DEC-2006 22:56:22	Dark	37.000	54	5The Cen	2.0550	4500.0	74	25076	No
132	GOM_NL__2PRFIN20061216_225758_000000352053_00473_25076_0571.N1	16-DEC-2006 22:57:58	Dark	35.000	123	Iot Cen	2.7500	10200.	70	25076	No
133	GOM_NL__2PRFIN20061216_230205_000000352053_00473_25076_0572.N1	16-DEC-2006 23:02:05	Dark	35.000	64	Gam Cen	2.2000	10600.	70	25076	No
134	GOM_NL__2PRFIN20061216_230344_000000342053_00474_25077_0566.N1	16-DEC-2006 23:03:44	Dark	34.000	99	Del Cen	2.5750	26000.	68	25077	No
135	GOM_NL__2PRFIN20061216_230737_000000392053_00474_25077_0567.N1	16-DEC-2006 23:07:37	Dark	38.500	113	Mu Vel	2.6920	5000.0	77	25077	No
136	GOM_NL__2PRFIN20061216_230959_000000332053_00474_25077_0568.N1	16-DEC-2006 23:09:59	Dark	33.000	159	Ups Car	2.9200	7200.0	66	25077	No
137	GOM_NL__2PRFIN20061216_231122_000000342053_00474_25077_0569.N1	16-DEC-2006 23:11:22	Dark	34.000	71	Iot Car	2.2460	7700.0	68	25077	No
138	GOM_NL__2PRFIN20061216_231603_000000462053_00474_25077_0570.N1	16-DEC-2006 23:16:03	Dark	45.500	34	Gam2Vel	1.7930	23000.	91	25077	No
139	GOM_NL__2PRFIN20061216_231806_000000422053_00474_25077_0571.N1	16-DEC-2006 23:18:06	Dark	41.500	2	Alp Car	-0.73600	7000.0	83	25077	No
140	GOM_NL__2PRFIN20061216_232407_000000372053_00474_25077_0572.N1	16-DEC-2006 23:24:07	Straylight	36.500	108	Alp Col	2.6520	15200.	73	25077	No
141	GOM_NL__2PRFIN20061216_232905_000000382053_00474_25077_0573.N1	16-DEC-2006 23:29:05	Straylight	38.000	101	11Alp Lep	2.5820	7000.0	76	25077	No
142	GOM_NL__2PRFIN20061216_233209_000000492053_00474_25077_0574.N1	16-DEC-2006 23:32:09	Straylight	49.000	7	19Bet Ori	0.10000	14000.	98	25077	No
143	GOM_NL__2PRFIN20061216_233423_000000432053_00474_25077_0575.N1	16-DEC-2006 23:34:23	Straylight	43.000	30	46Eps Ori	1.6940	30000.	86	25077	No
144	GOM_NL__2PRFIN20061216_233643_000000422053_00474_25077_0576.N1	16-DEC-2006 23:36:43	Twilight	42.000	27	24Gam Ori	1.6360	26000.	84	25077	No
145	GOM_NL__2PRFIN20061216_233928_000000482053_00474_25077_0577.N1	16-DEC-2006 23:39:28	Twilight	48.000	13	87Alp Tau	0.86700	3800.0	96	25077	No
146	GOM_NL__2PRFIN20061216_234349_000000312053_00474_25077_0578.N1	16-DEC-2006 23:43:49	Bright	30.500	150	44Zet Per	2.8900	28000.	61	25077	No
147	GOM_NL__2PRFIN20061216_234606_000000282053_00474_25077_0579.N1	16-DEC-2006 23:46:06	Bright	28.000	149	45Eps Per	2.8880	30000.	56	25077	No
148	GOM_NL__2PRFIN20061216_234818_000000292053_00474_25077_0580.N1	16-DEC-2006 23:48:18	Bright	28.500	175	39Del Per	3.0100	19400.	57	25077	No

3. Quality information per product

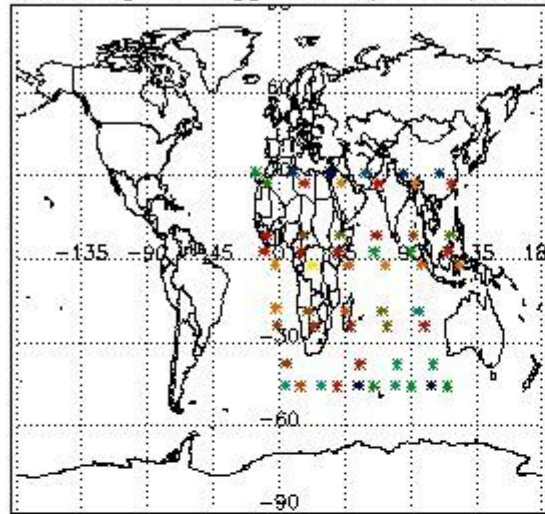
In this section it is plotted some information contained in the Quality Summary data set of the level 2 products. Only products in dark limb conditions and without errors (error flag in the MPH set to "0") are used.

3.1 Plot quality information per product (time dependant)

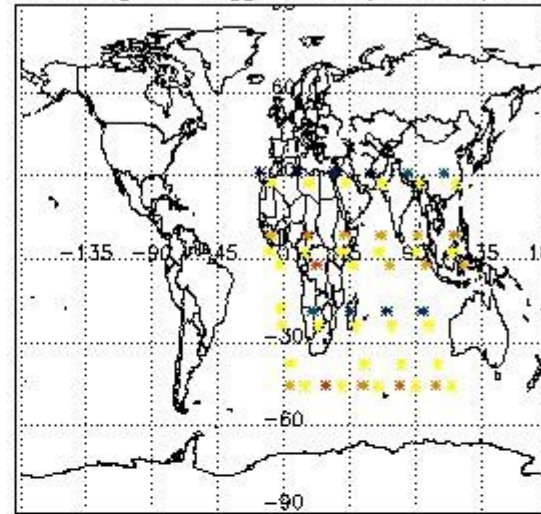


3.2 Plot quality information per product (world map)


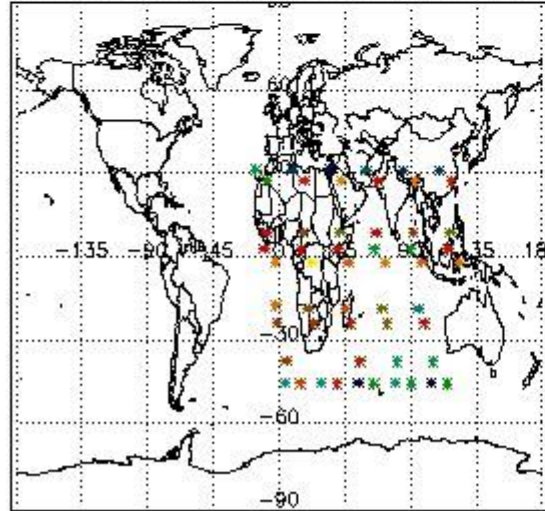
Percentage of flagged data per O3 profile



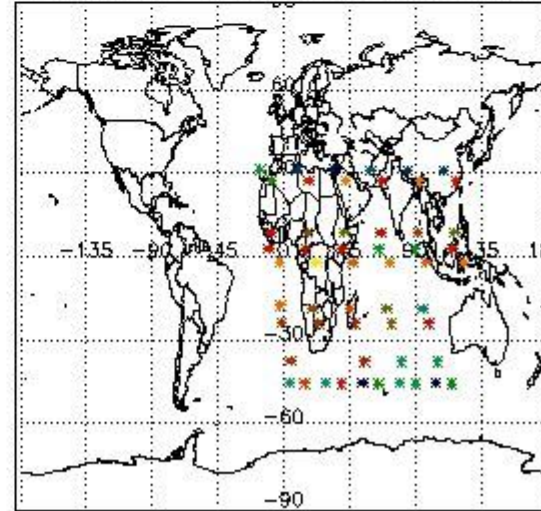
Percentage of flagged data per H2O profile



Percentage of flagged data per NO2 profile



Percentage of flagged data per NO3 profile

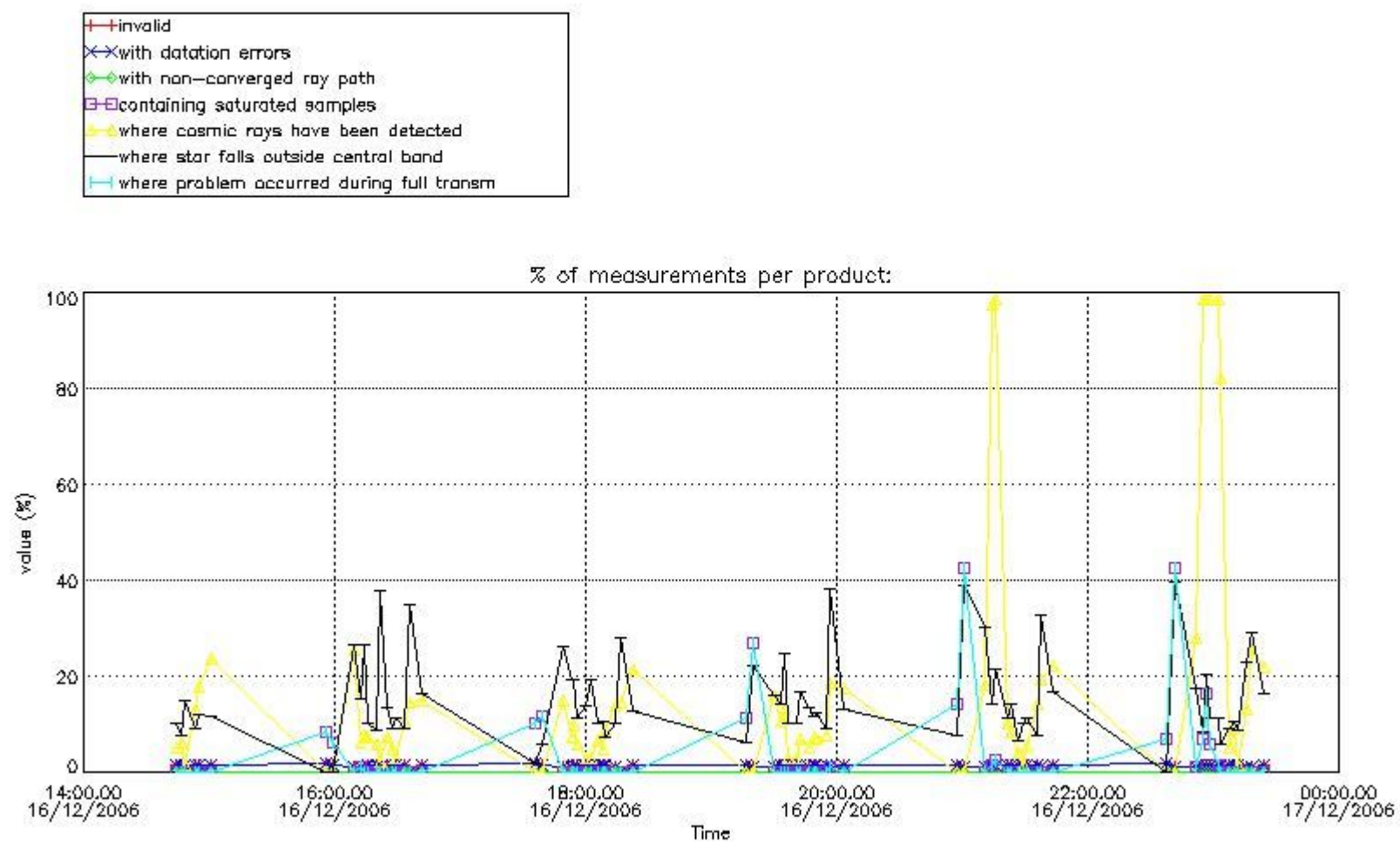


4. Level 1 quality information per product

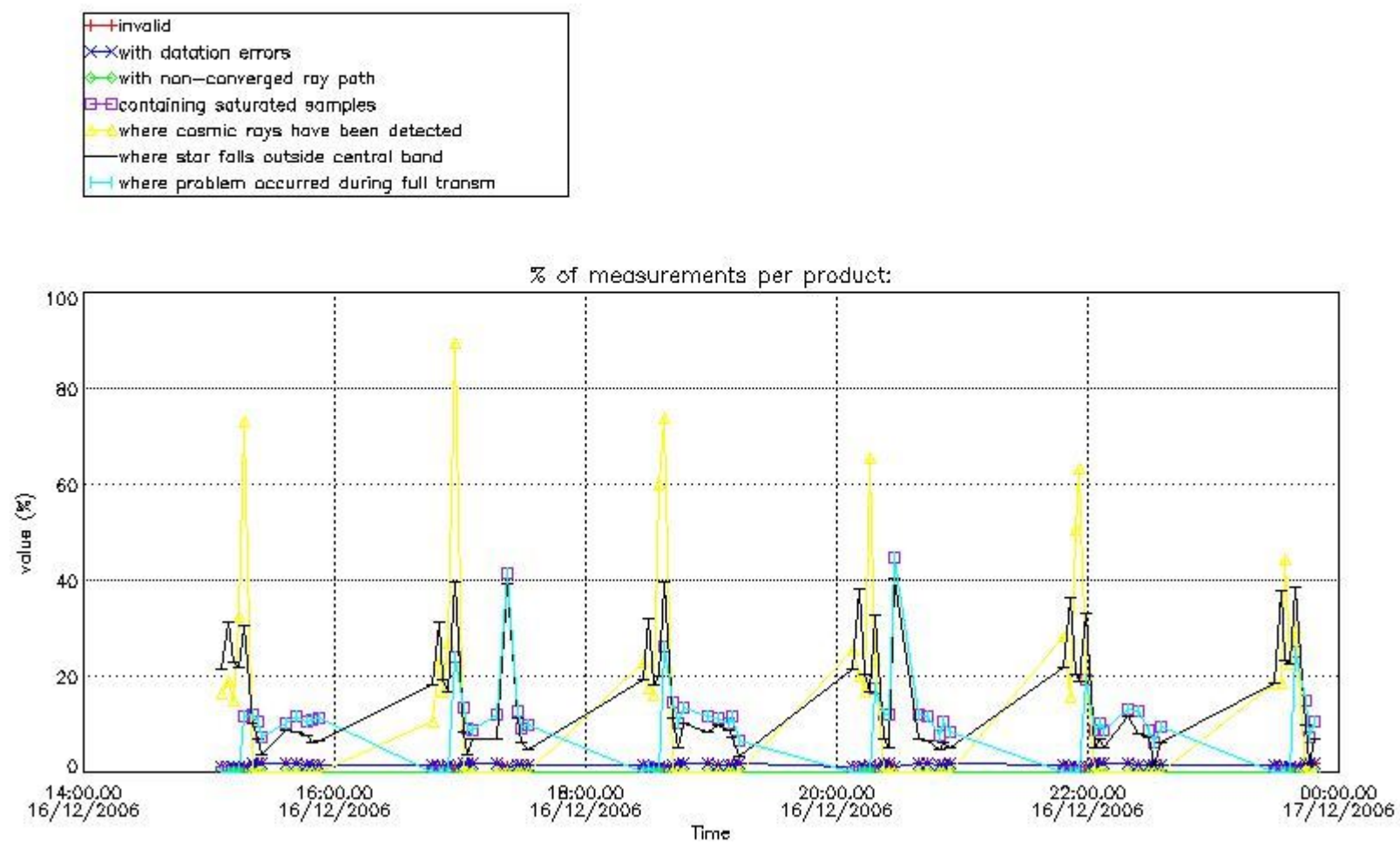
In this section it is plotted some information contained in the Quality Summary data set of the level 2 products that comes from the level 1b processing. Products without errors (error flag in the MPH set to "0") are used.

4.1 Plot quality information per product (time dependant) coming from level 1b processing

4.1.1 Plot level 1 quality information per product (time dependant): ENVISAT ASCENDING passes



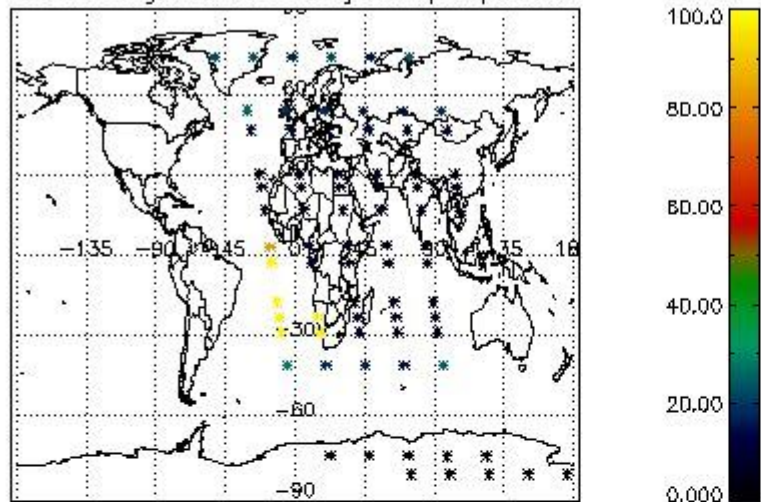
4.1.2 Plot level 1 quality information per product (time dependant): ENVI SAT DESCENDING passes



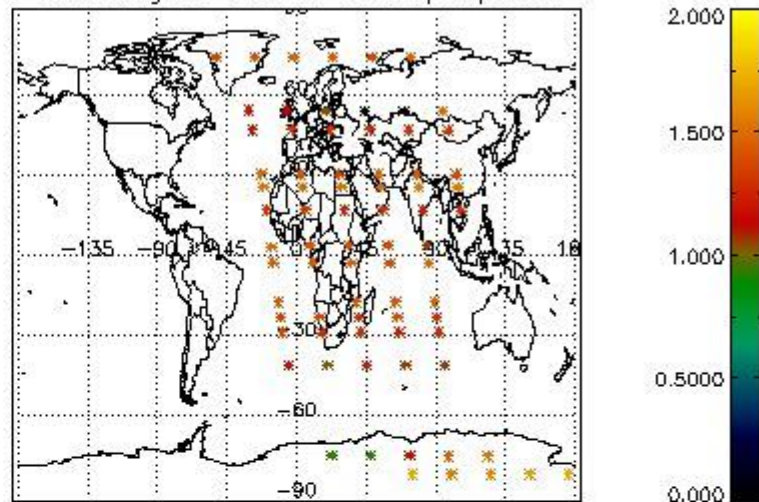
4.2 Plot quality information per product coming from level 1b processing (world map)

4.2.1 Plot level 1 quality information per product (world map): ENVISAT ASCENDING passes

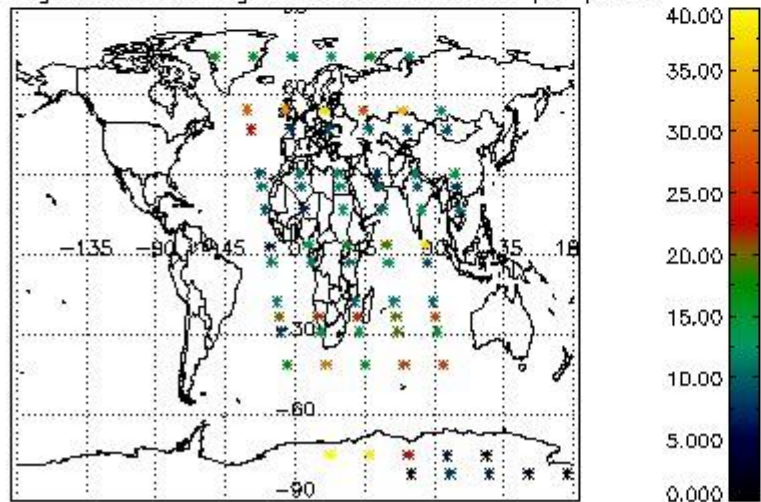
Percentage of cosmic ray hits per profile



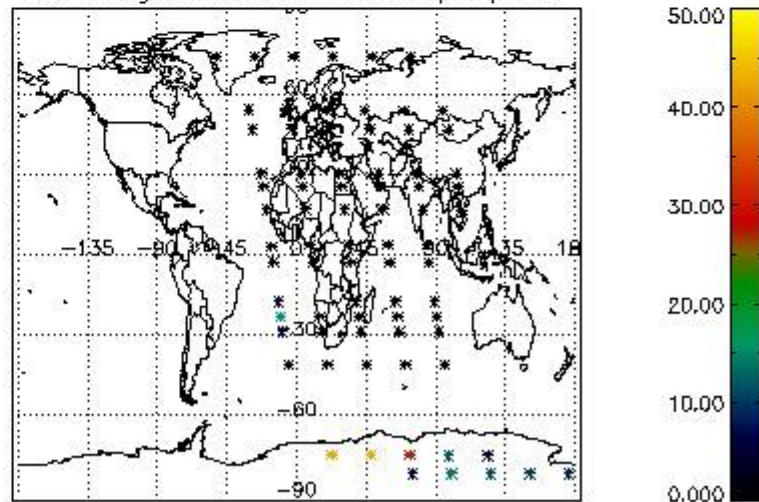
Percentage of datation errors per profile



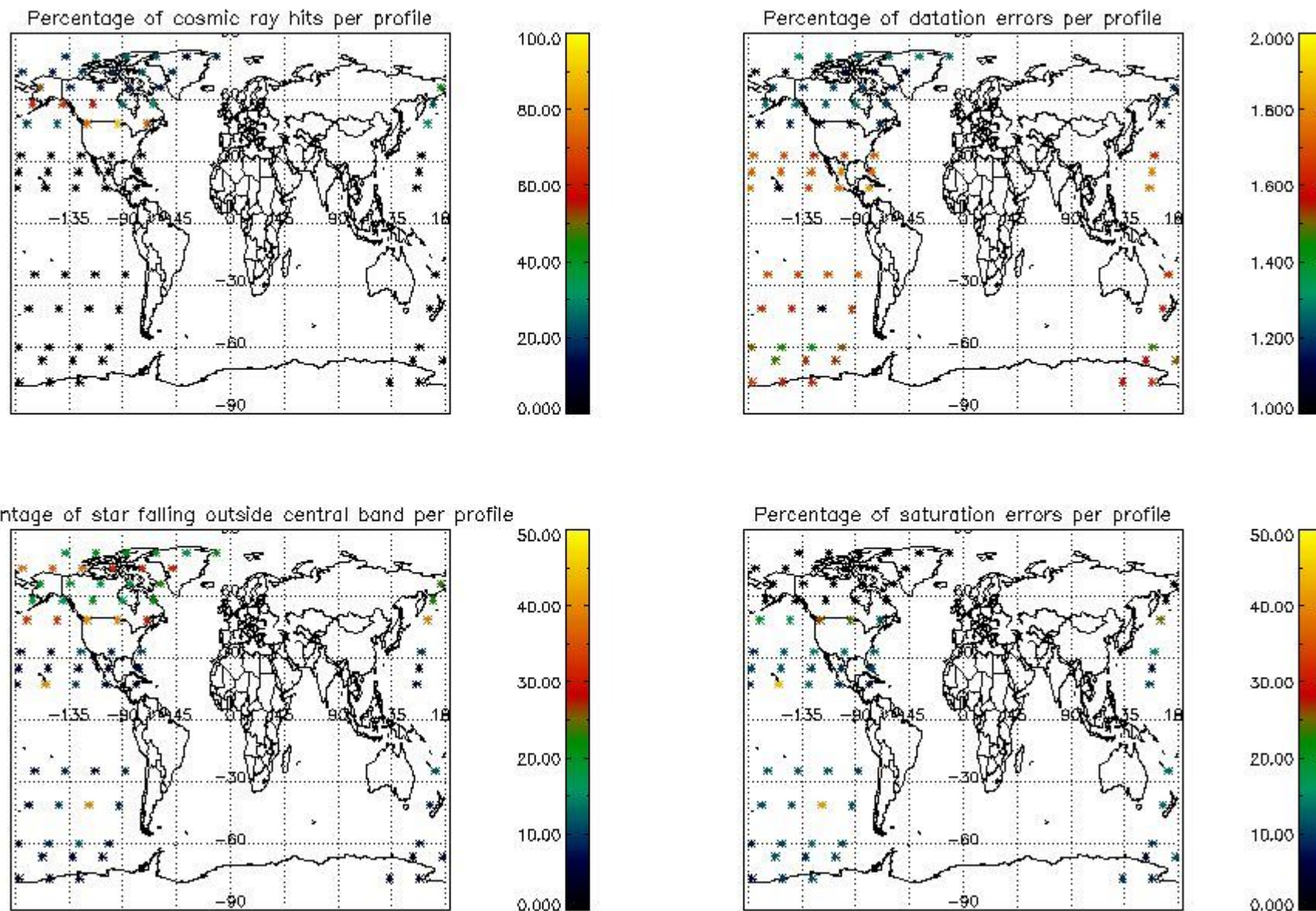
Percentage of star falling outside central band per profile



Percentage of saturation errors per profile



4.2.2 Plot level 1 quality information per product (world map): ENVISAT DESCENDING passes



5. Trace gas profiles

5.1 Ozone statistics based on quality of products

The final quality of the products can be "measured" using the STD (Standard Deviation) attached to every point profile. This information is written to the parameter GOM_NL__2P/NL_LOCAL_SPECIES_DENSITY/o3_std of the level 2 products. The table below shows the statistics for given STD ranges.

The statistics are given with respect to the overall valid production:

- Products without fatal errors: GOM_NL__2P/MPH/PRODUCT_ERR=0
- Valid point profile: GOM_NL__2P/NL_LOCAL_SPECIES_DENSITY/pcd(0)=0

The 'Criteria' is applied to valid points of dark limb products:

- Products in dark limb illumination condition: GOM_NL__2P/NL_SUMMARY_QUALITY/obs_ill_cond=0
- Products without fatal errors: GOM_NL__2P/MPH/PRODUCT_ERR=0
- Valid point profile: GOM_NL__2P/NL_LOCAL_SPECIES_DENSITY/pcd(0)=0

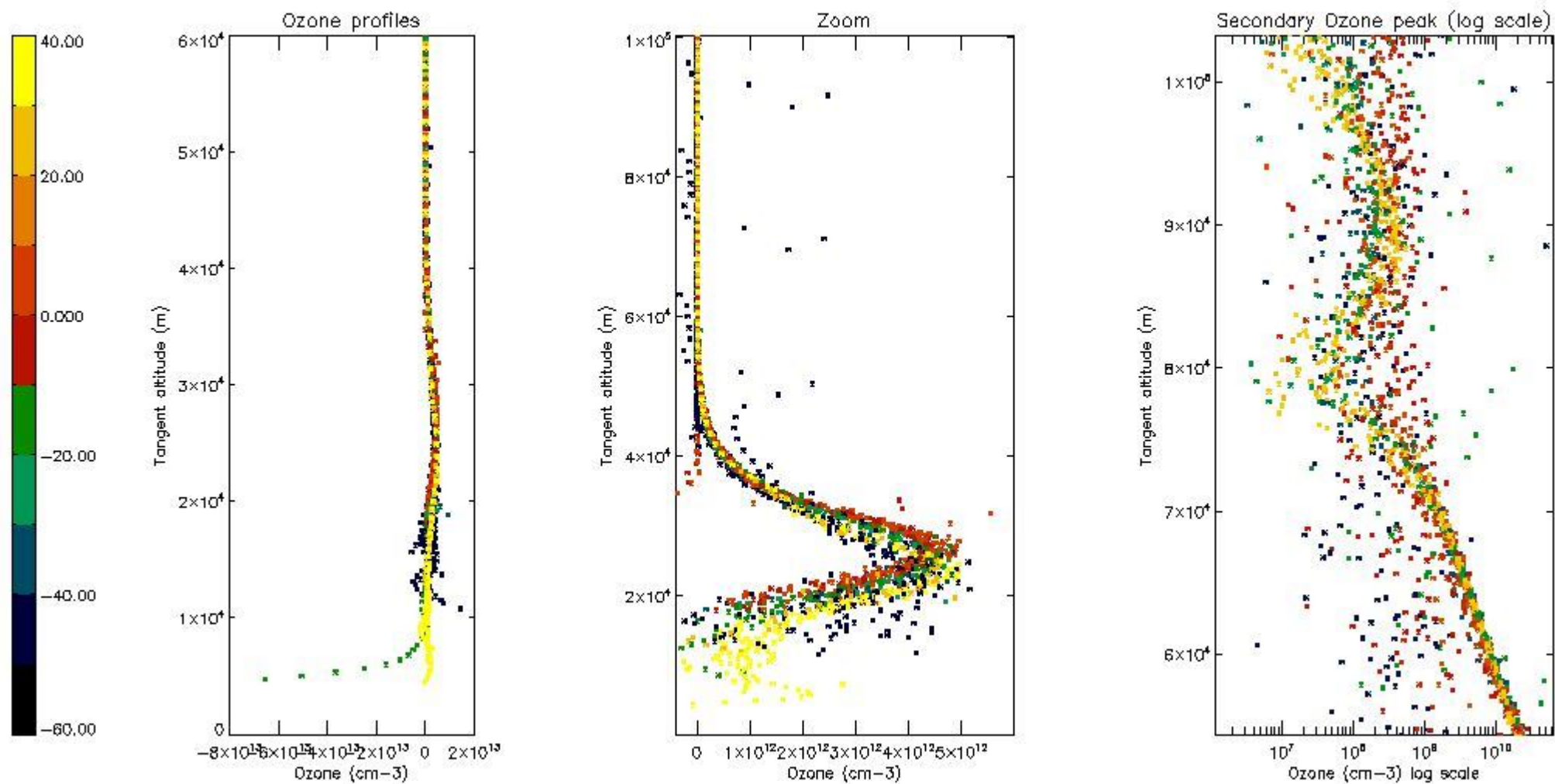
So, the table below shows the percentage of dark limb and valid observations for each criteria with respect to the overall valid daily observations.

Criteria	% of total production
All STD	37
STD < 20	19

STD < 10	14
STD < 5	7

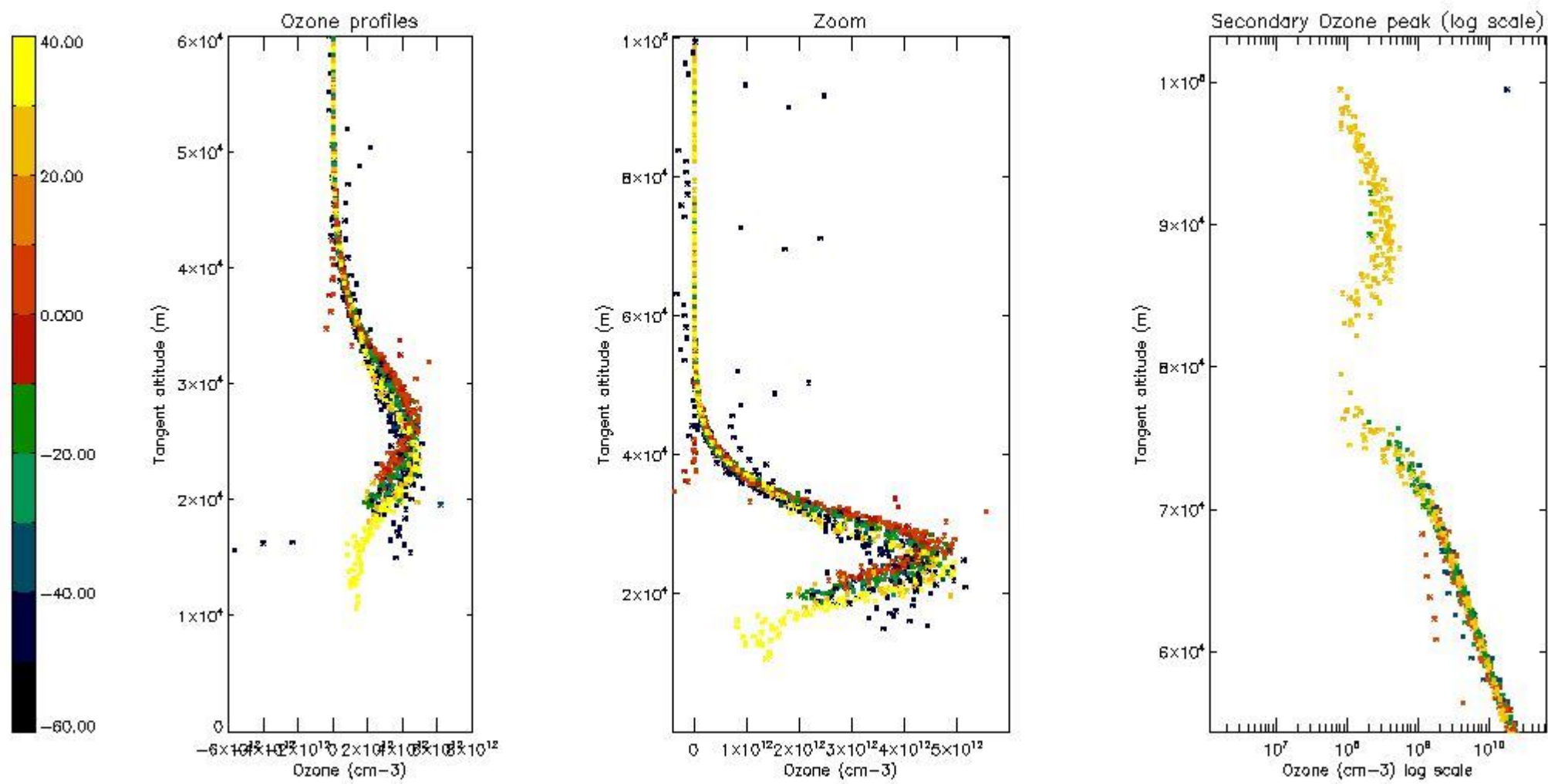
5.2 Plot ozone profiles for all STD (dark without errors)

The colorbar represents the latitude.



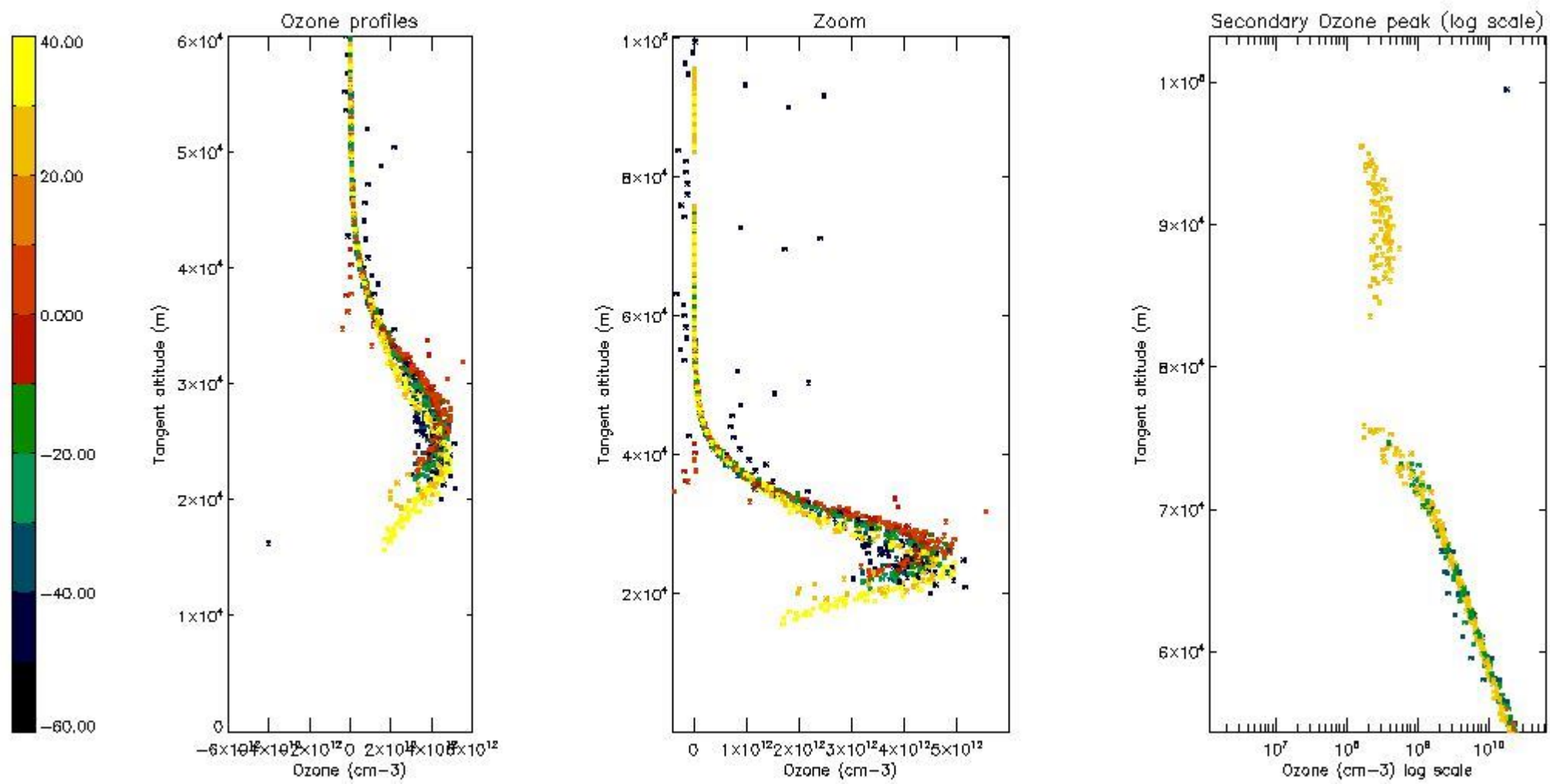
5.3 Plot ozone profiles where STD < 20% (dark without errors)

The colorbar represents the latitude.



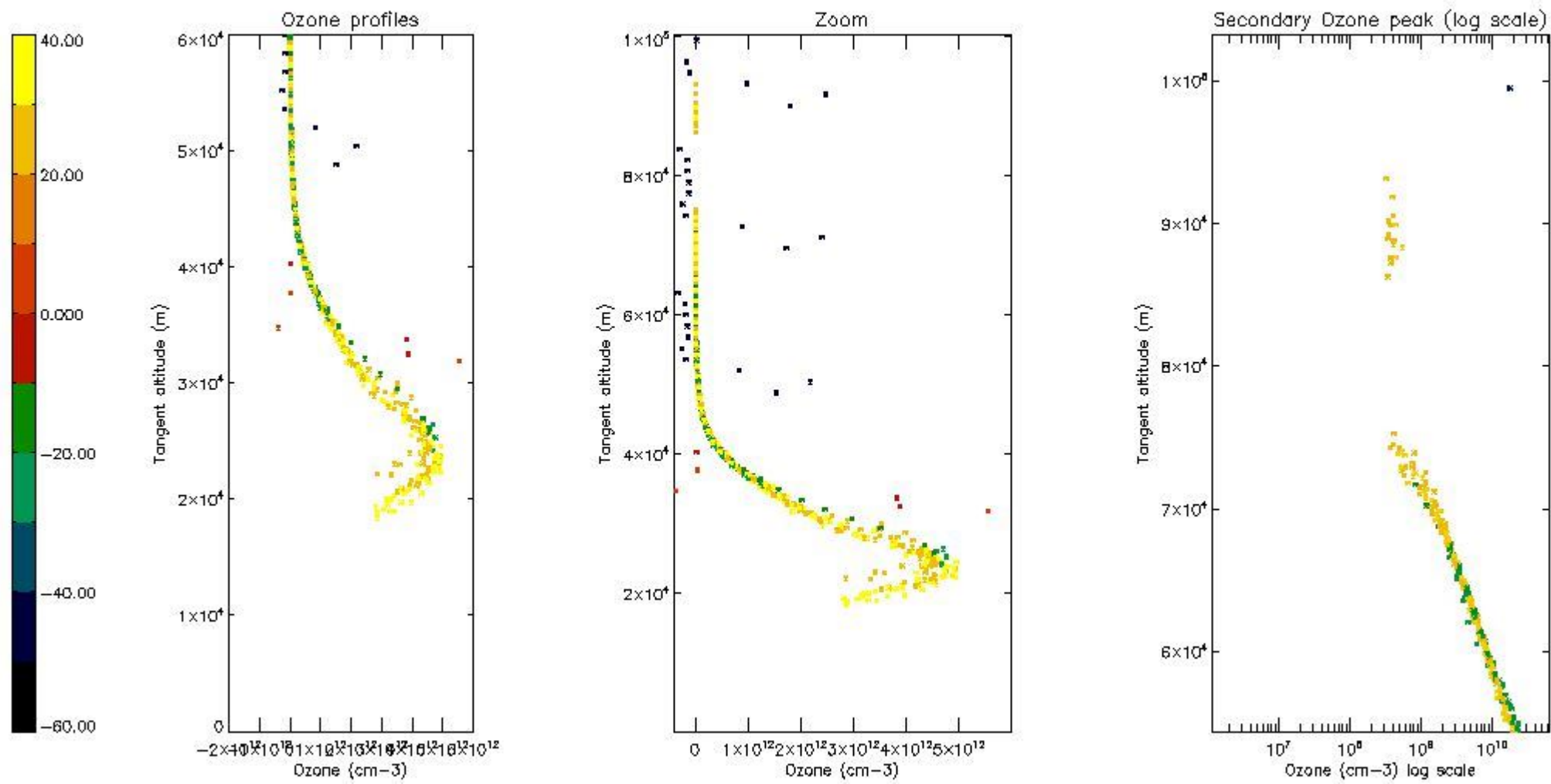
5.4 Plot ozone profiles where STD < 10% (dark without errors)

The colorbar represents the latitude.



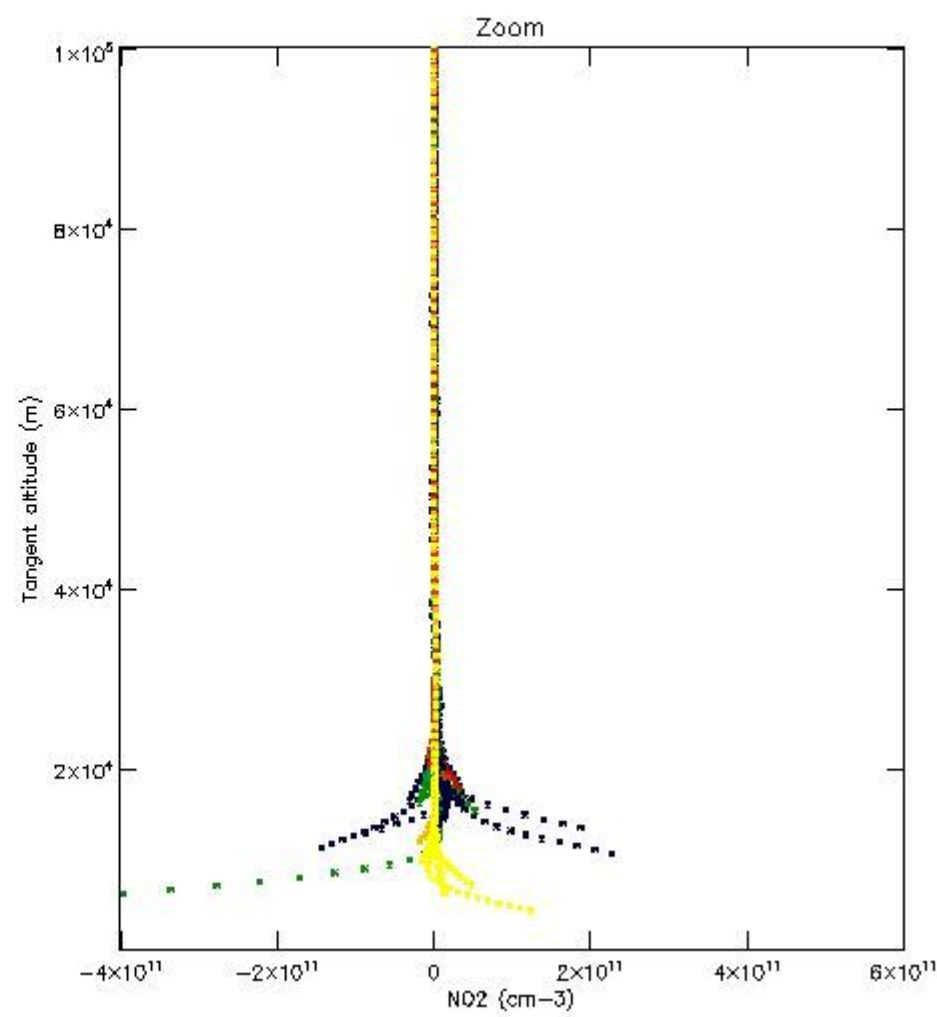
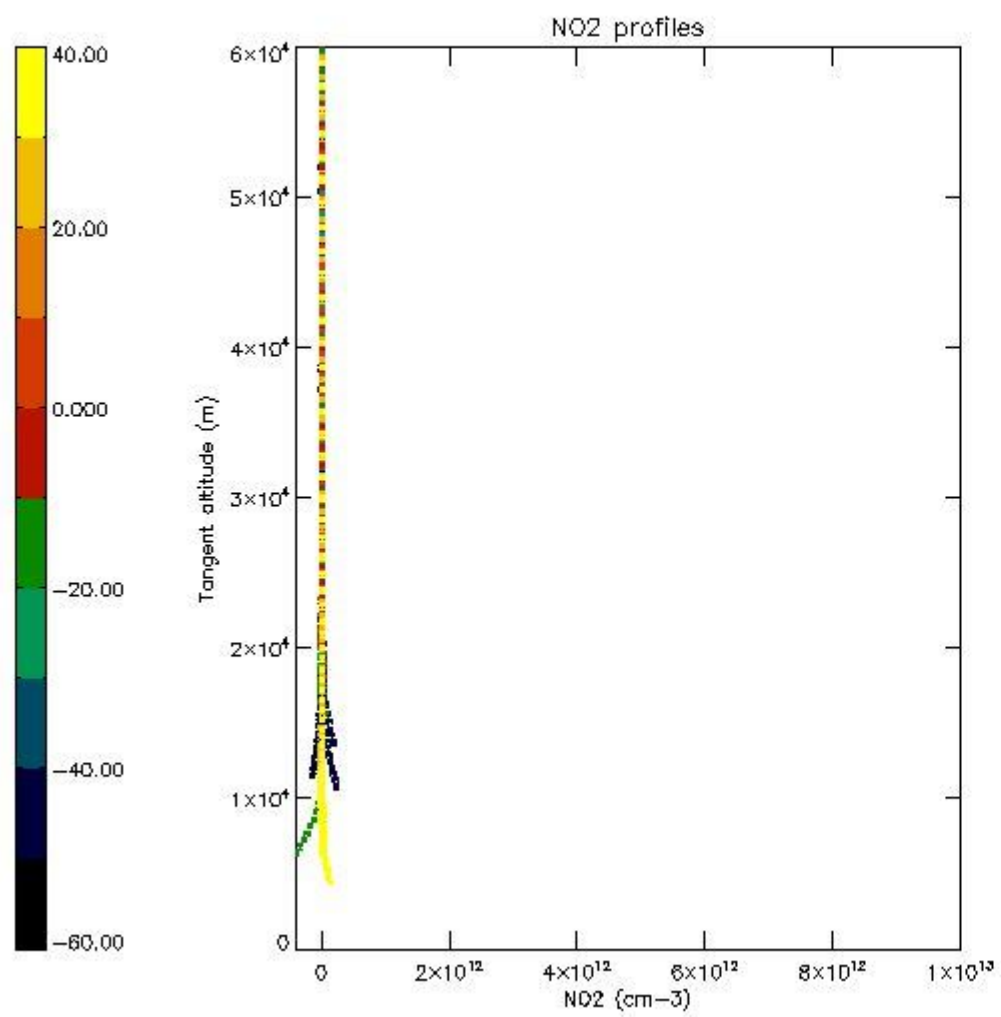
5.5 Plot ozone profiles where STD < 5% (dark without errors)

The colorbar represents the latitude.



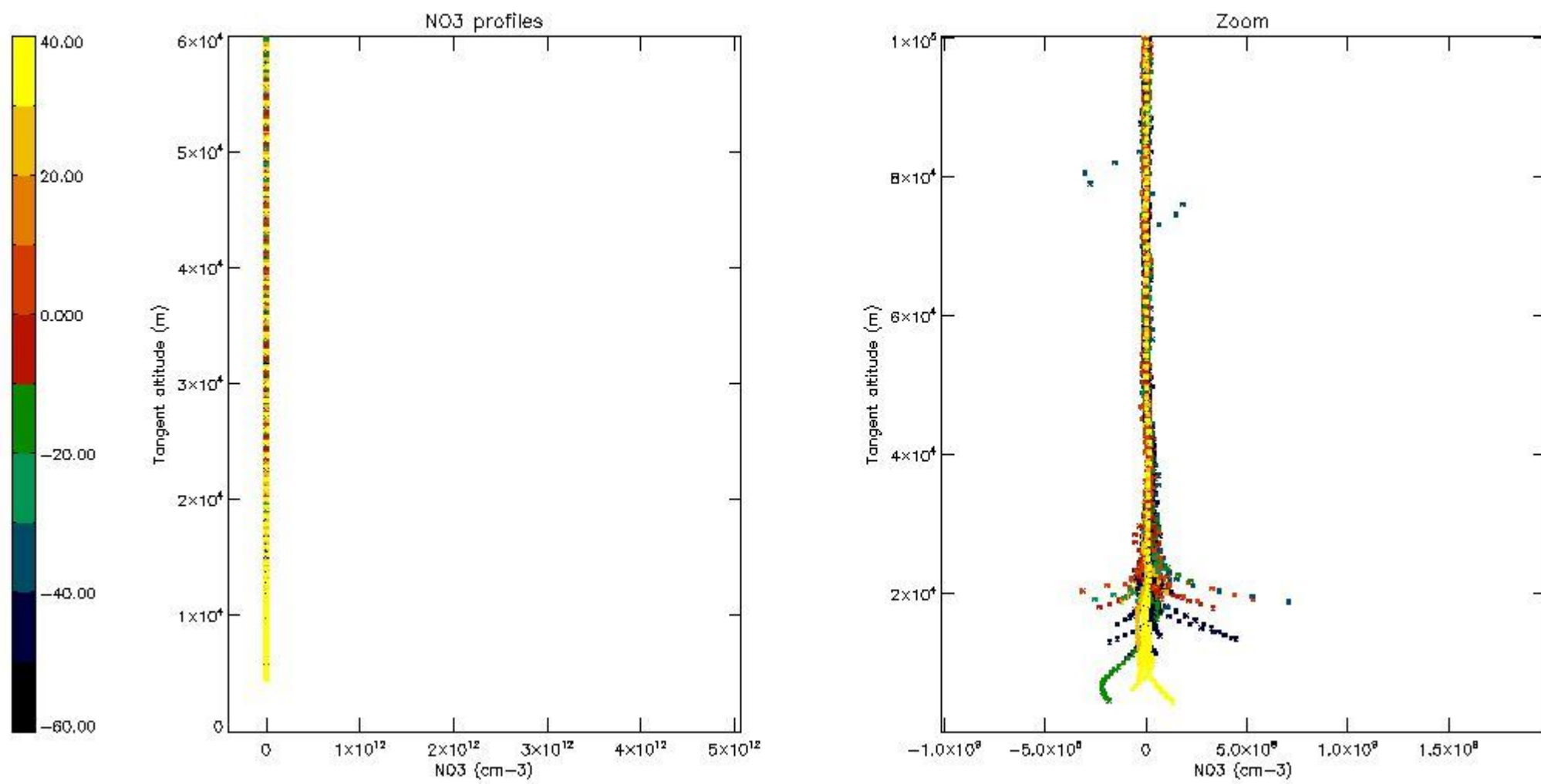
5.6 Plot NO₂ profiles for all STD (dark without errors)

The colorbar represents the latitude.



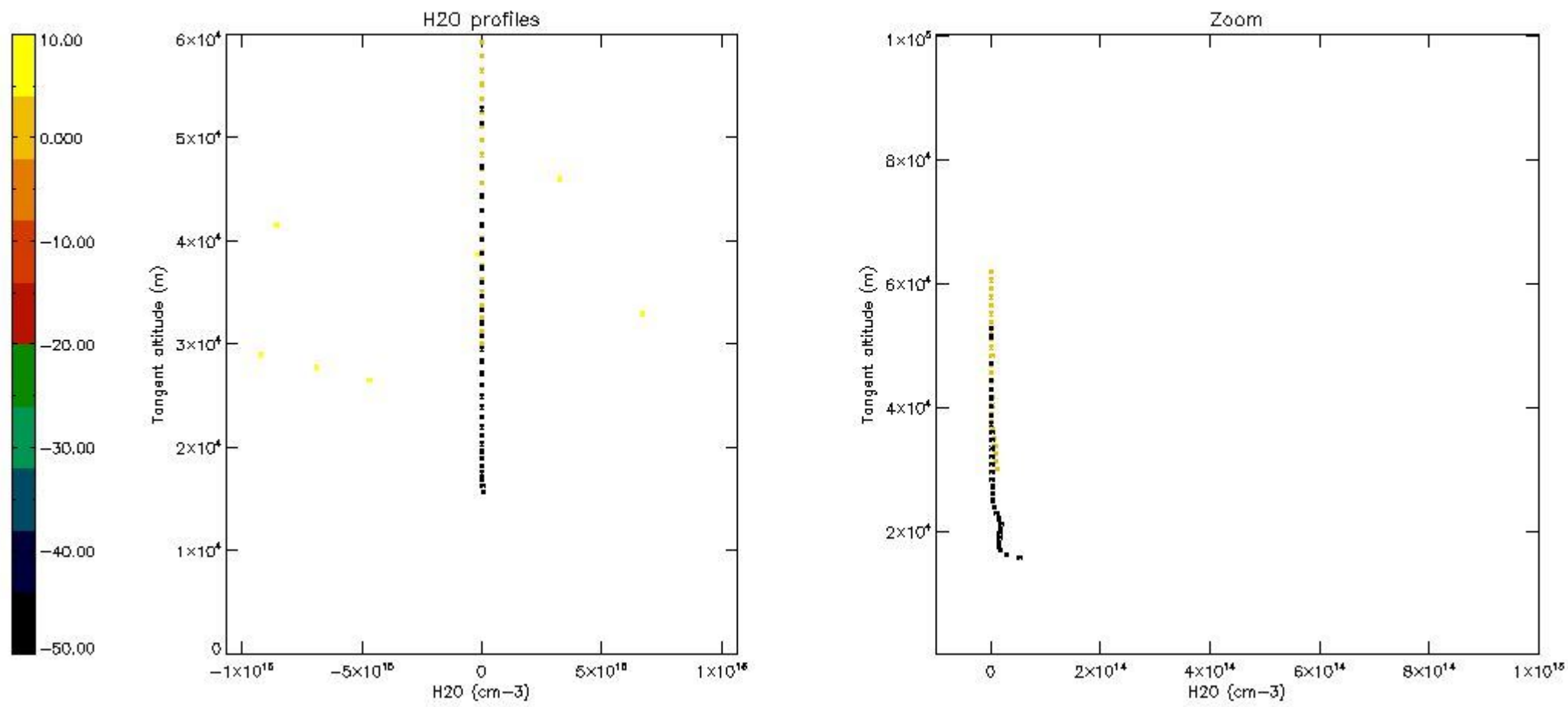
5.7 Plot NO3 profiles for all STD (dark without errors)

The colorbar represents the latitude.



5.8 Plot H2O profiles for all STD (only for occultations of stars 1,2,3,4,13,14,16,26,63 dark without errors)

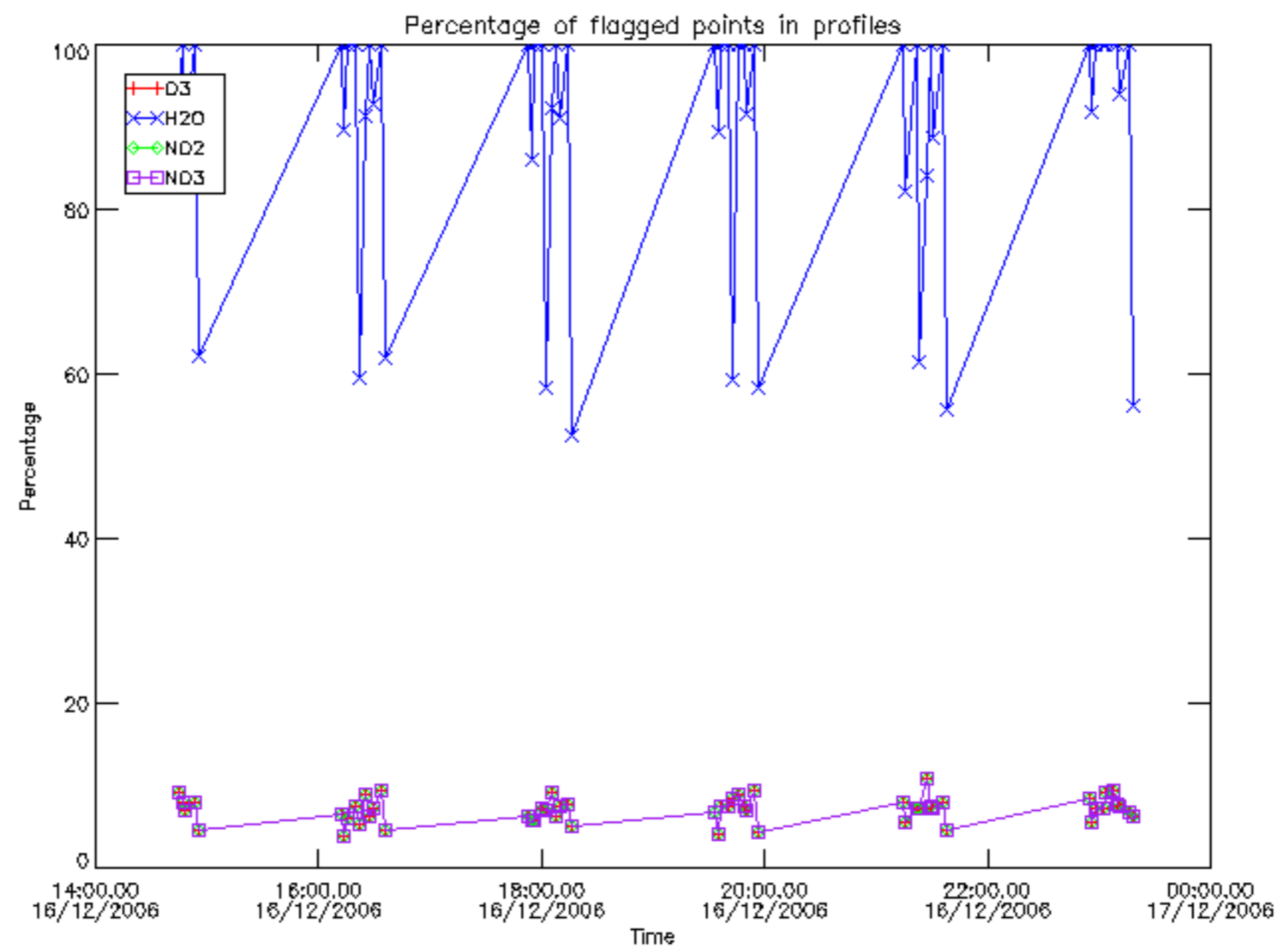
The colorbar represents the latitude.



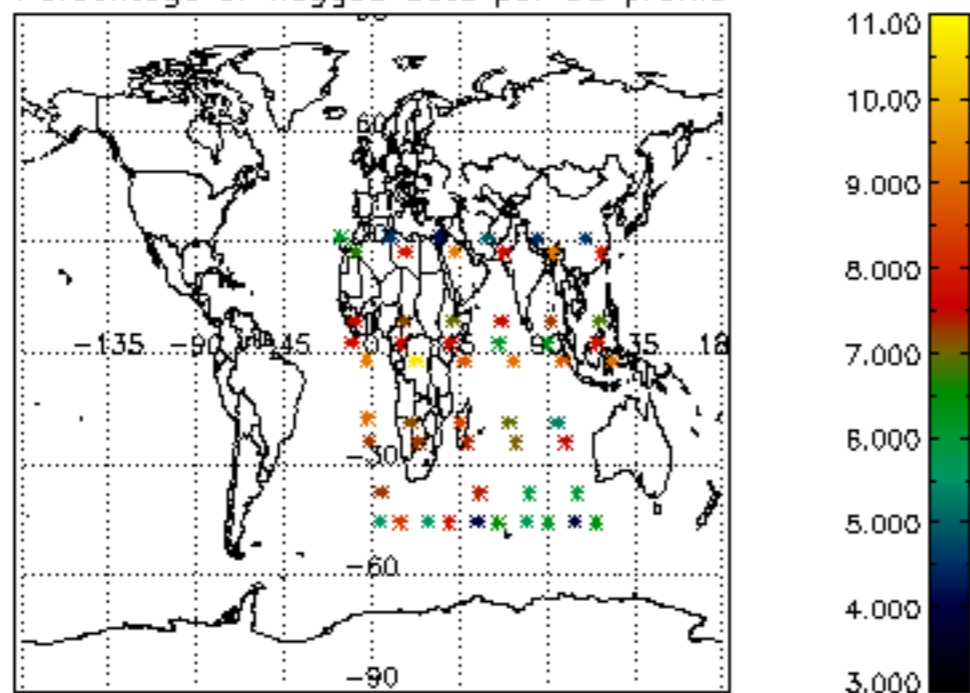
6. Auxiliary Data Files used for the production reported in section 2

The number reported in the third column indicates since which file (see list in section 2) the corresponding auxiliary file has been used. The fourth column is the date of those product files.

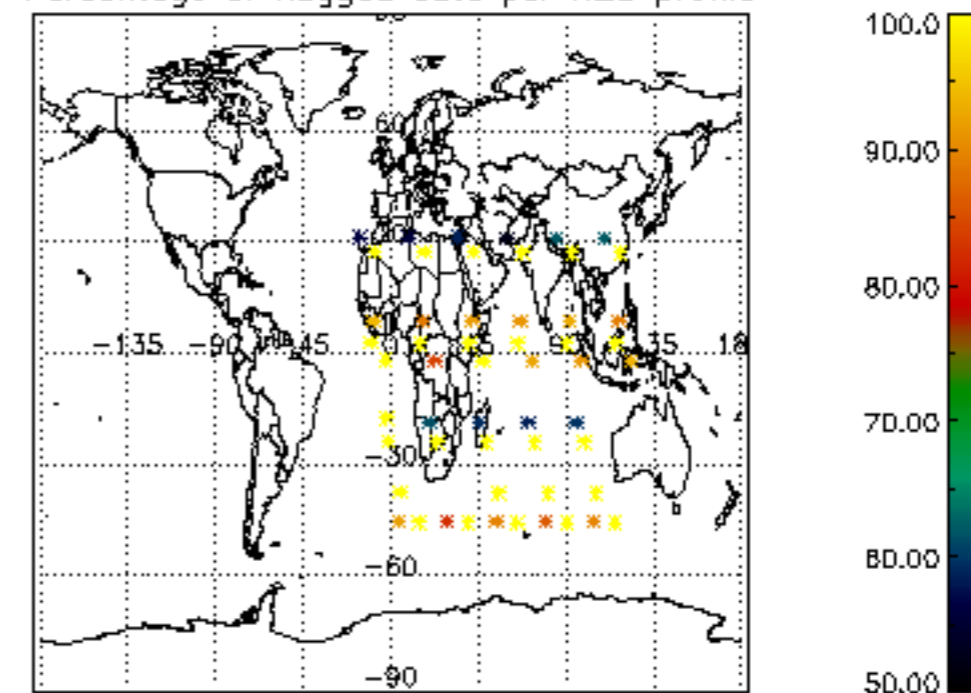
Type	Auxiliary Filename	Used since product	Used since product date
INST_PHYS_CHARACTERISTICS	GOM_INS_AXVIEC20091111_143220_20030716_120000_20500101_000000	1	16-DEC-2006 14:44:33
LEVEL-2_PROC_CONFIG	GOM_PR2_AXVIEC20091111_152718_20020301_000000_20500101_000000	1	16-DEC-2006 14:44:33
CROSS_SECTIONS_FILE	GOM_CRS_AXVIEC20091111_154832_20020301_000000_20500101_000000	1	16-DEC-2006 14:44:33



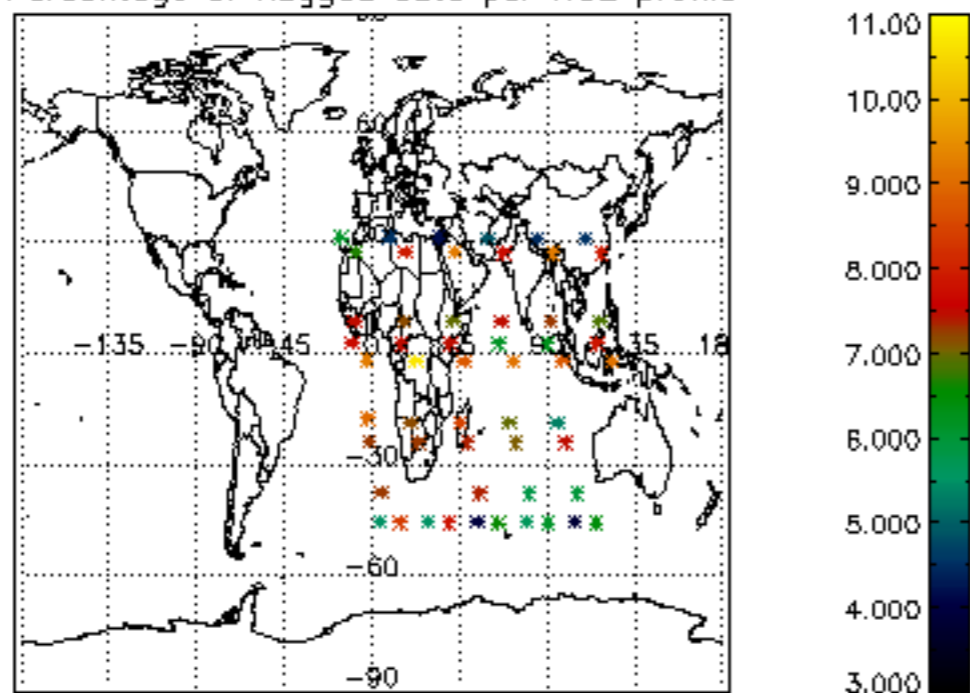
Percentage of flagged data per D3 profile



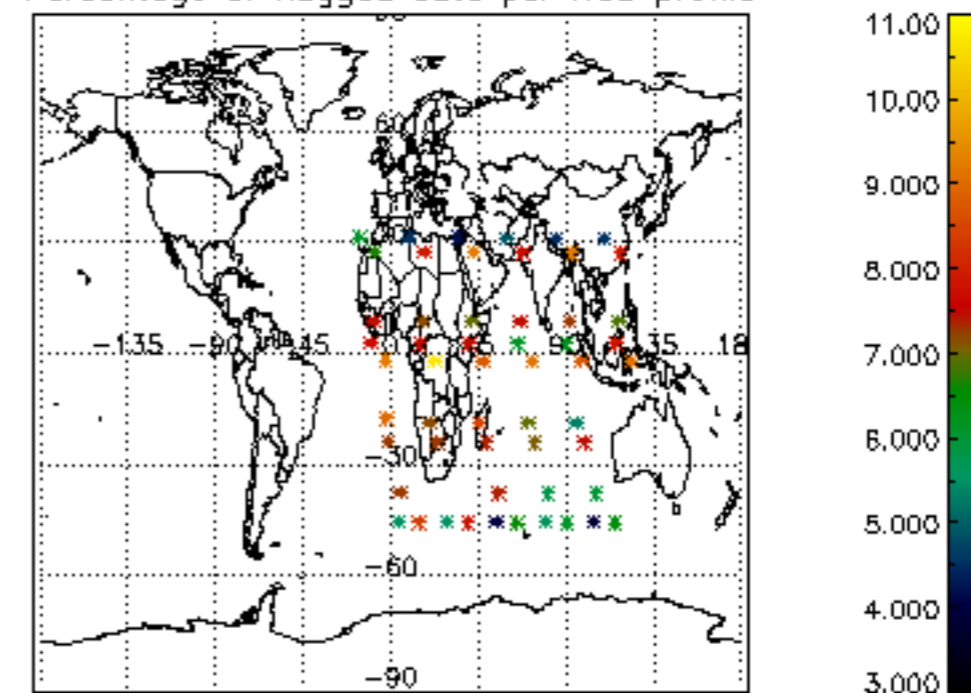
Percentage of flagged data per H2O profile

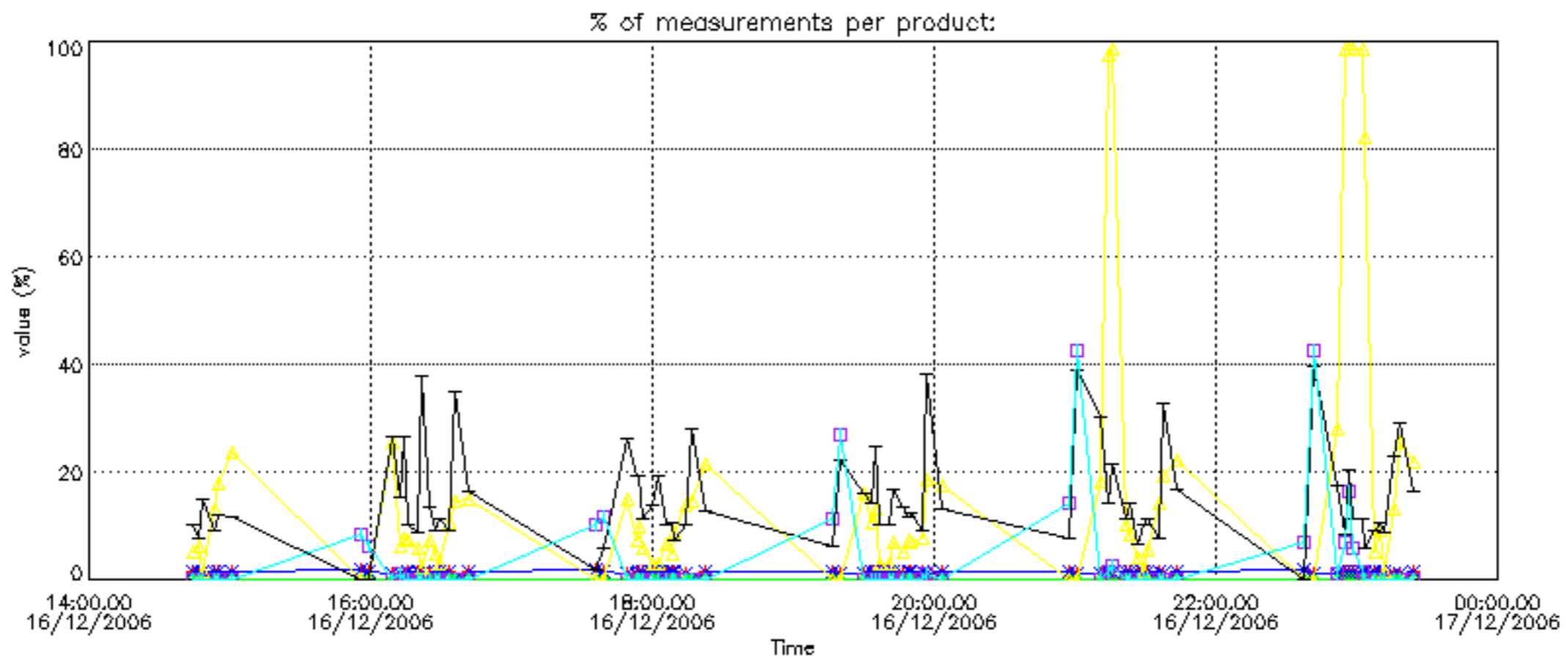


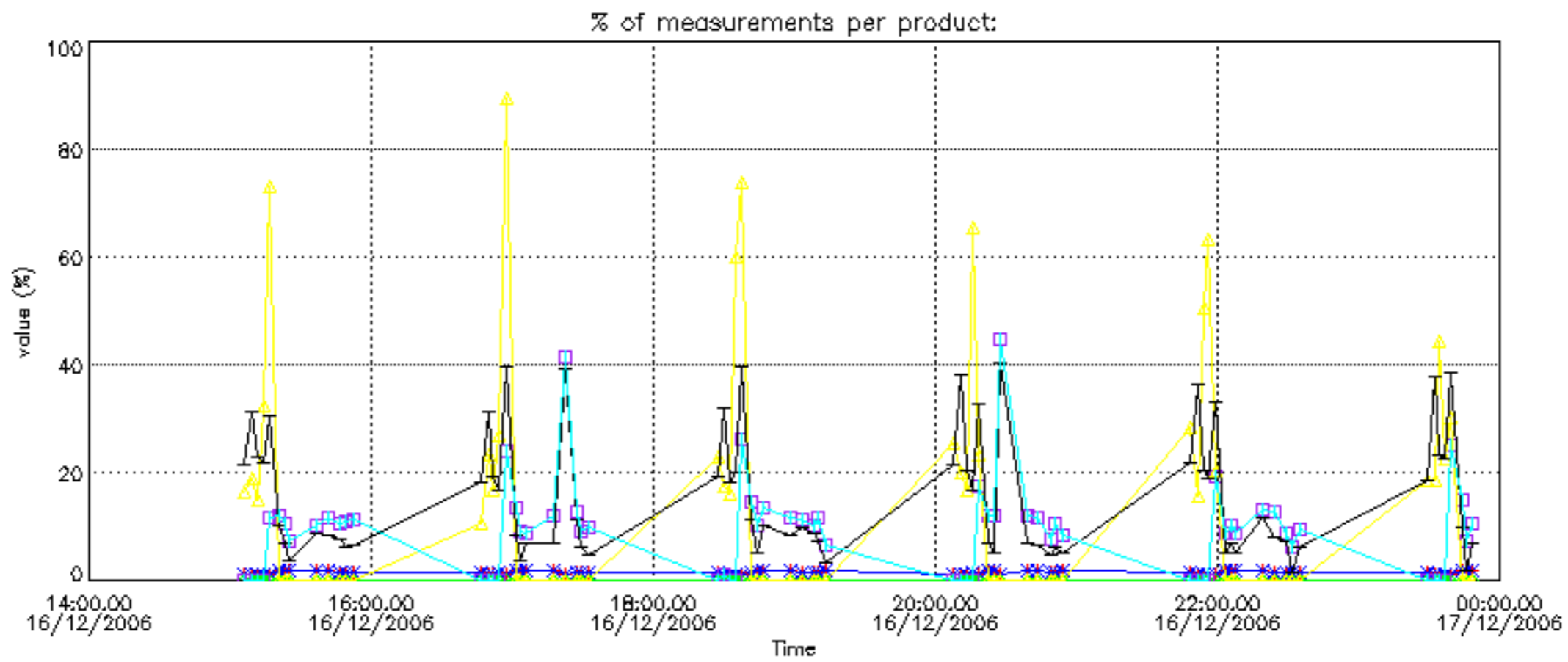
Percentage of flagged data per NO2 profile



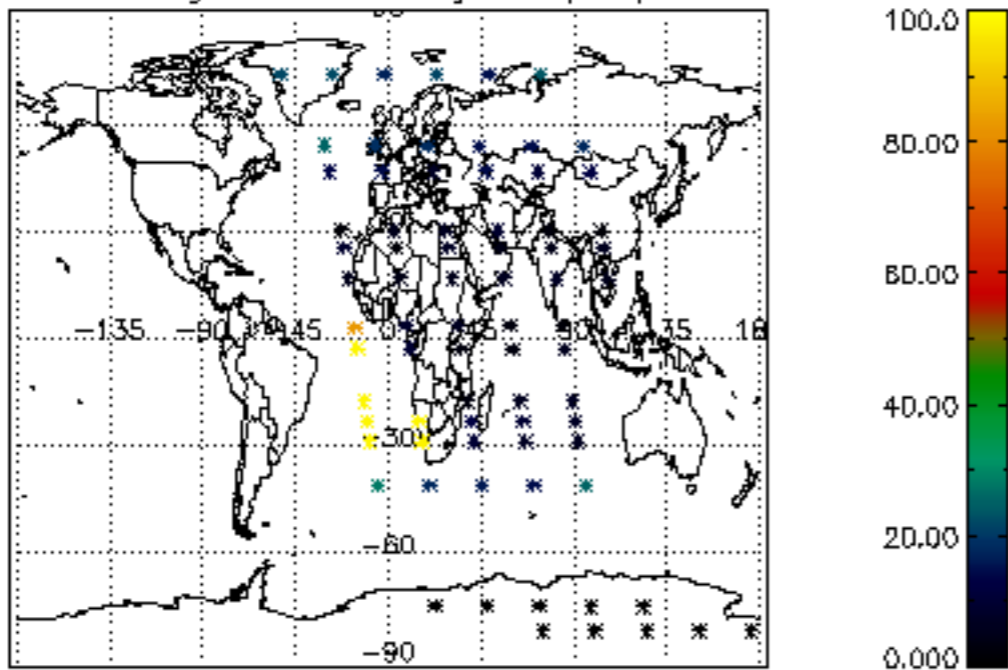
Percentage of flagged data per NO3 profile



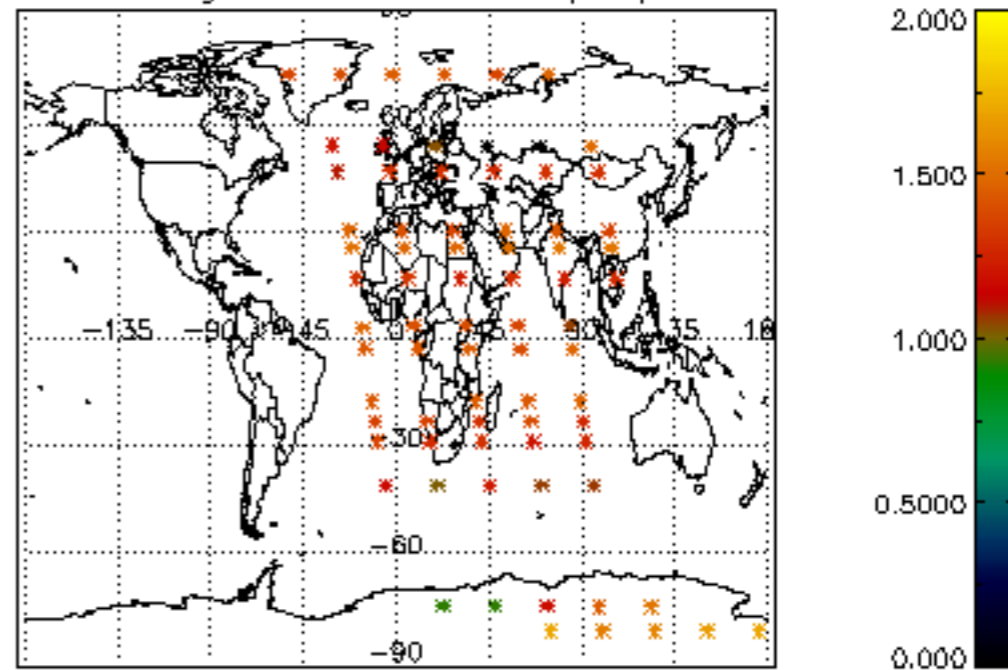




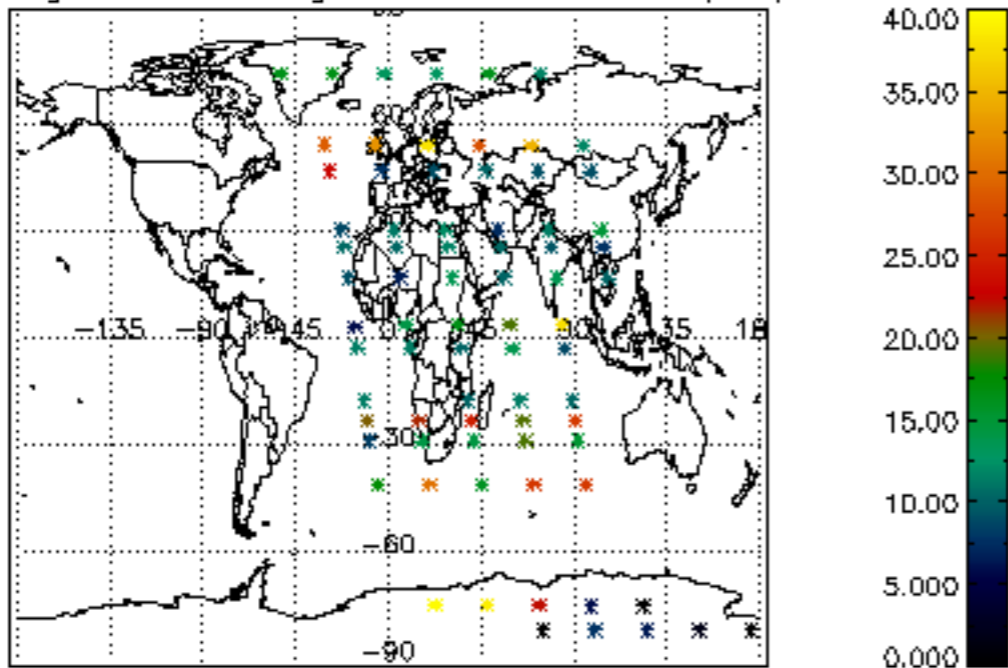
Percentage of cosmic ray hits per profile



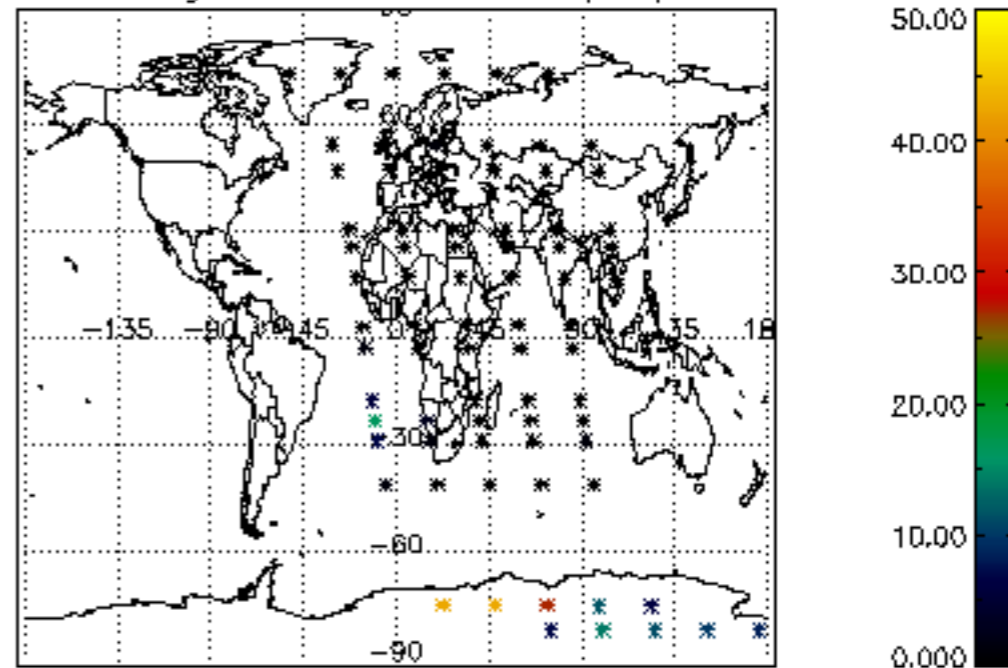
Percentage of datation errors per profile



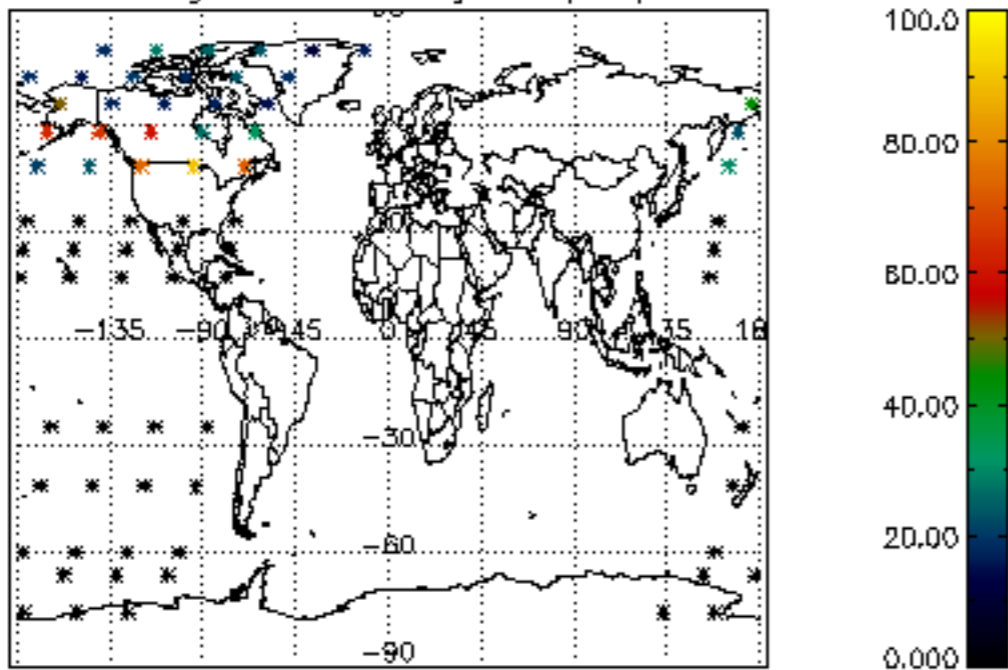
Percentage of star falling outside central band per profile



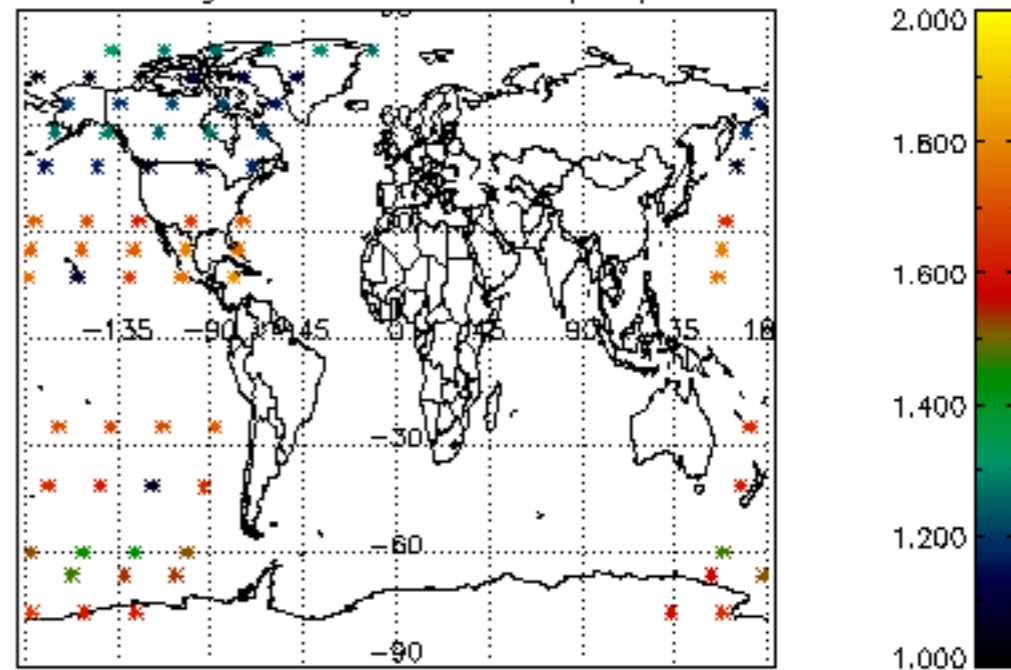
Percentage of saturation errors per profile



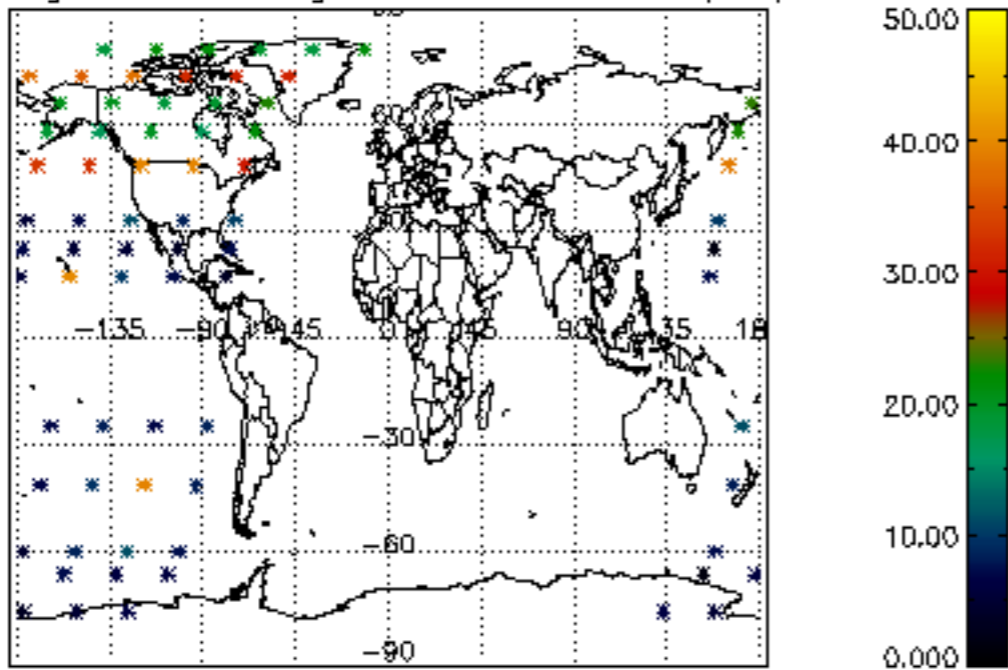
Percentage of cosmic ray hits per profile



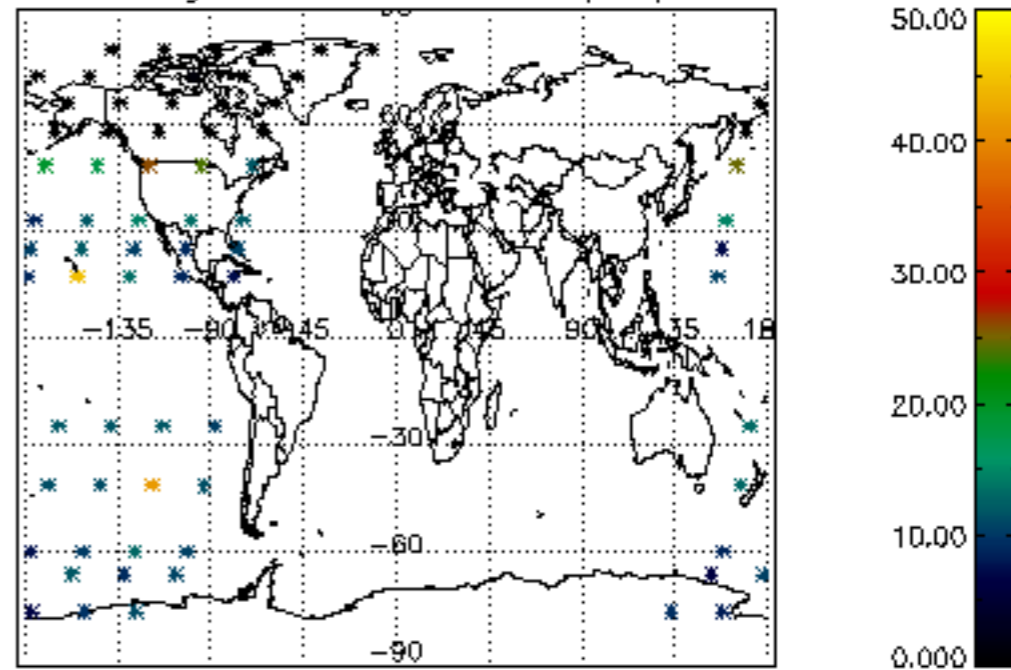
Percentage of datation errors per profile

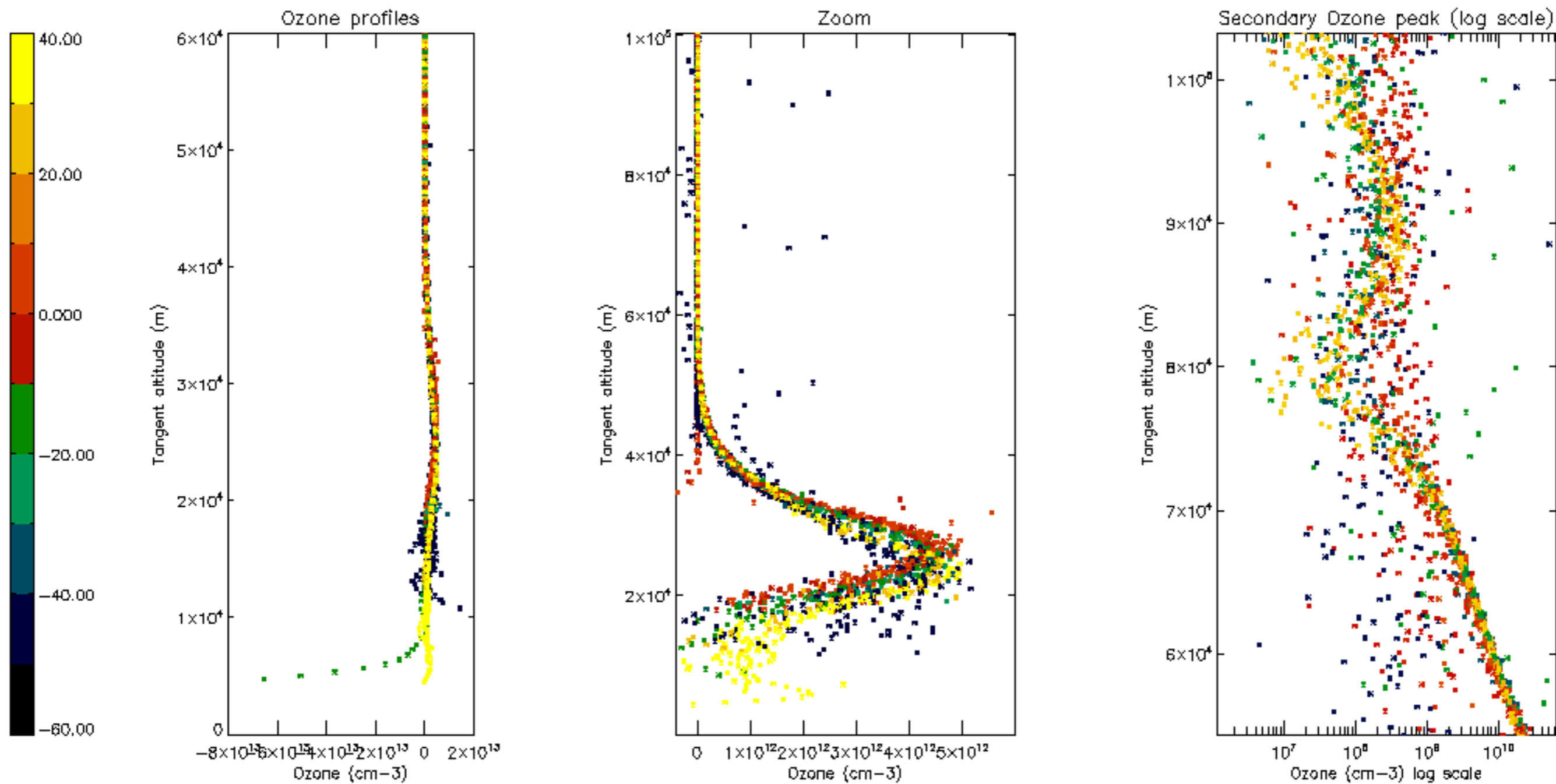


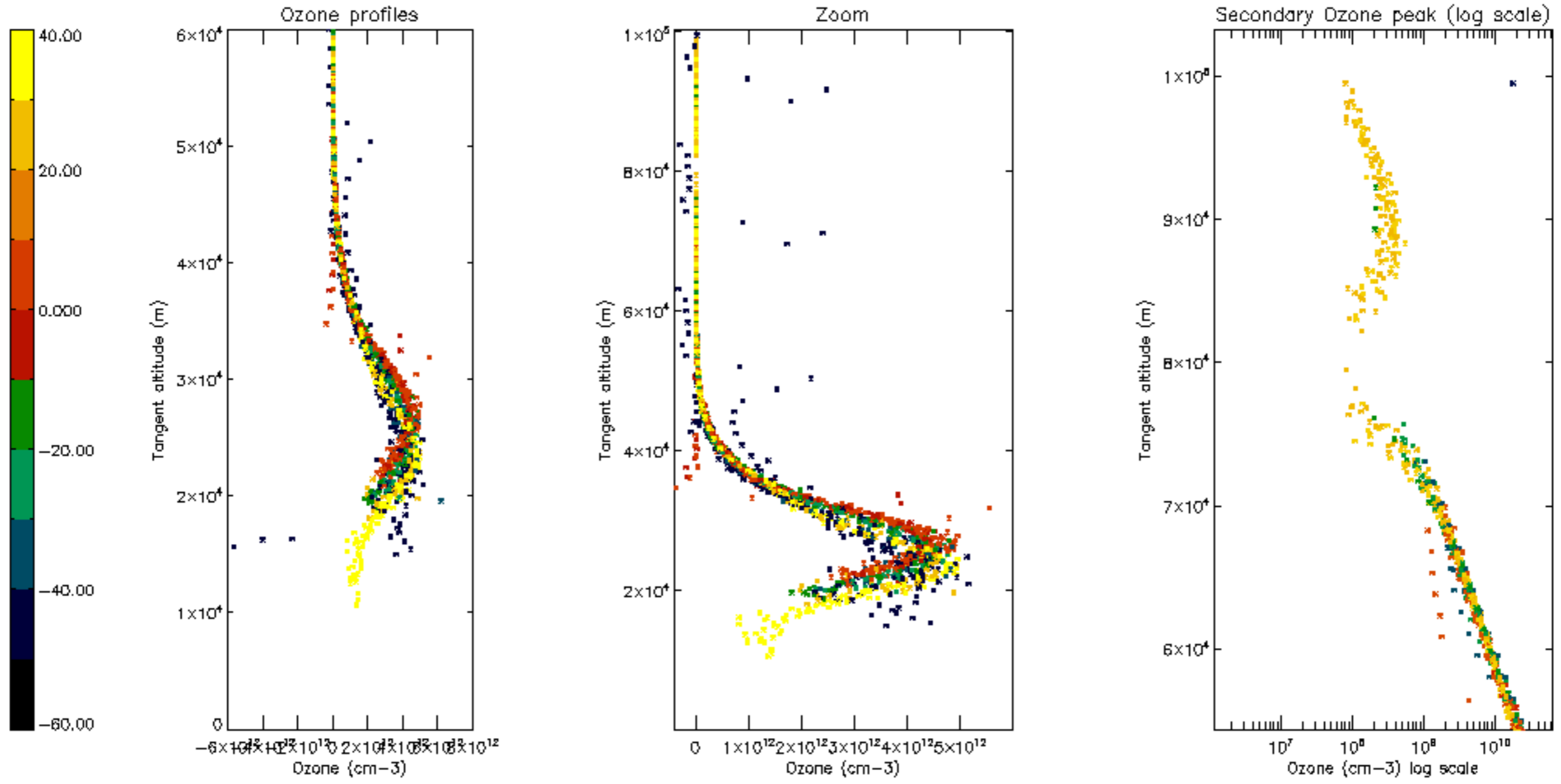
Percentage of star falling outside central band per profile

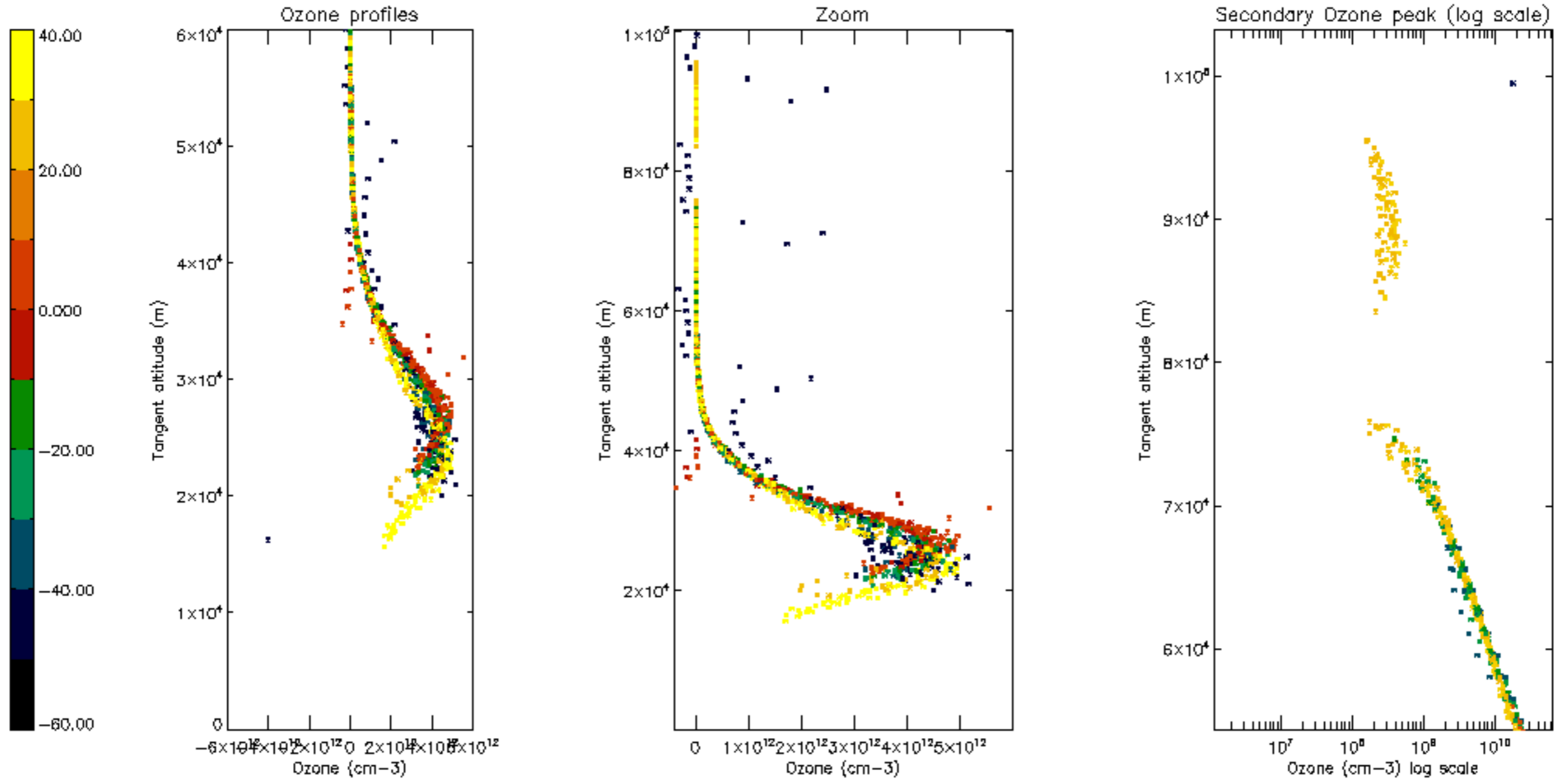


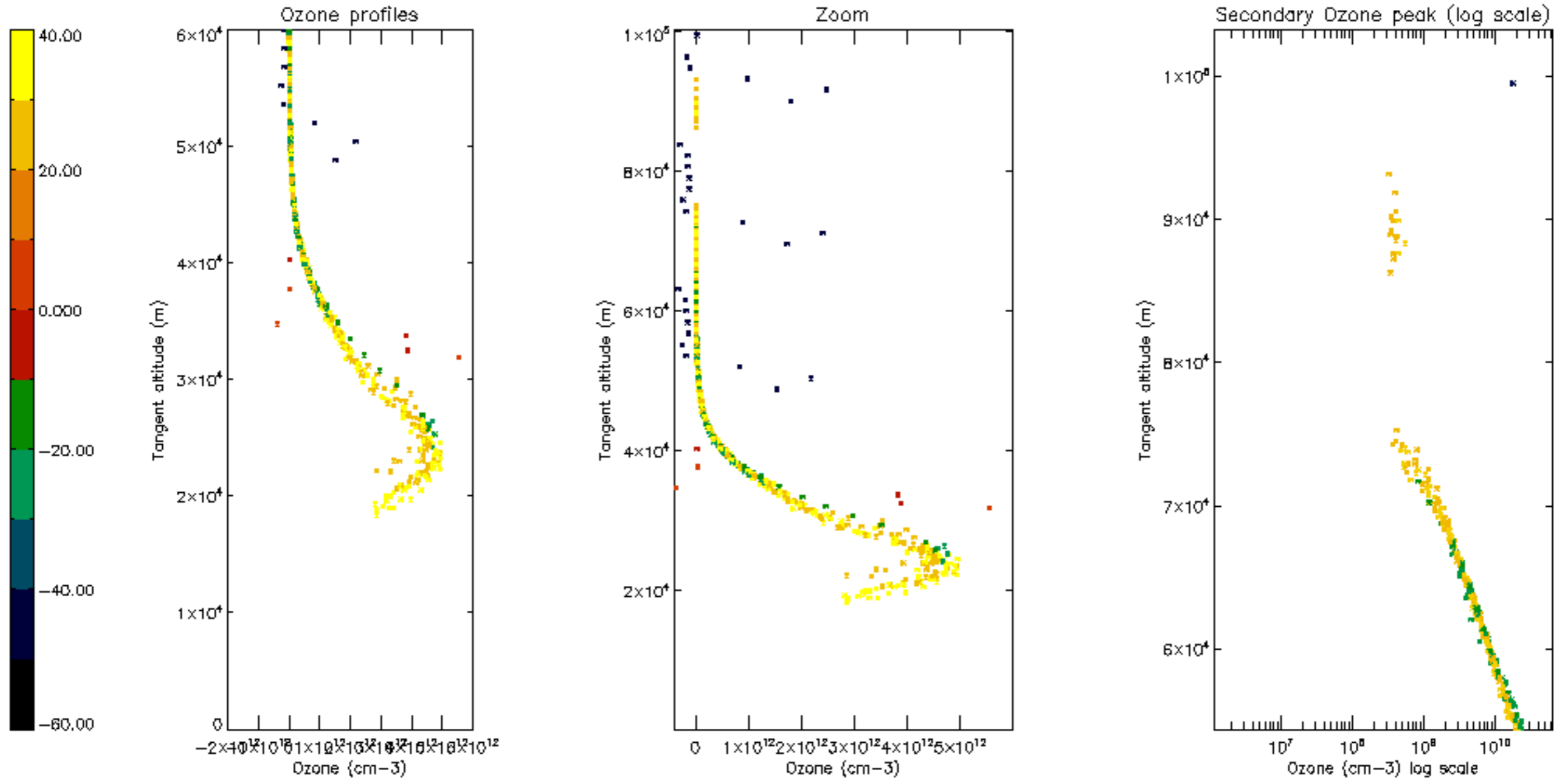
Percentage of saturation errors per profile

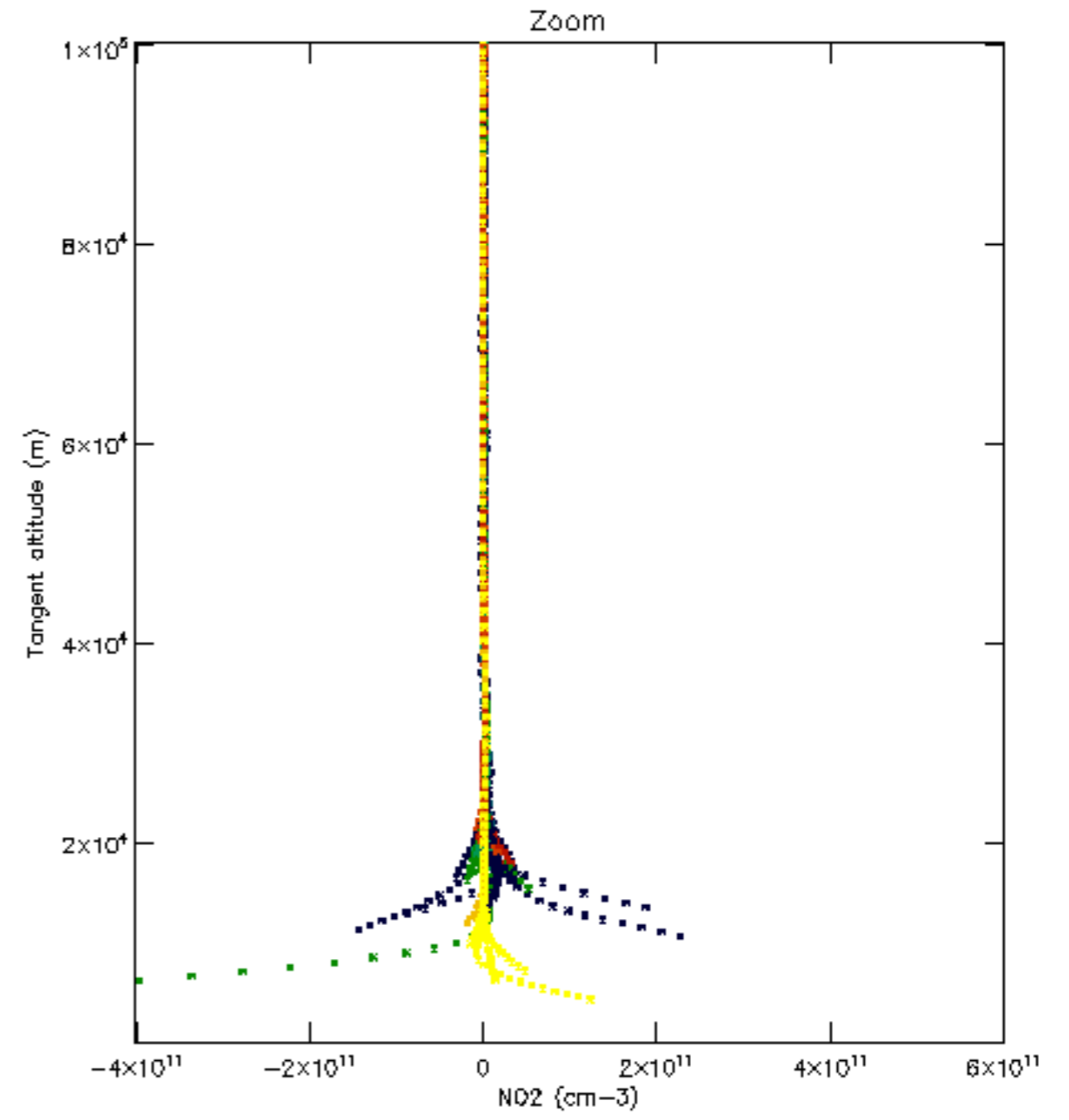
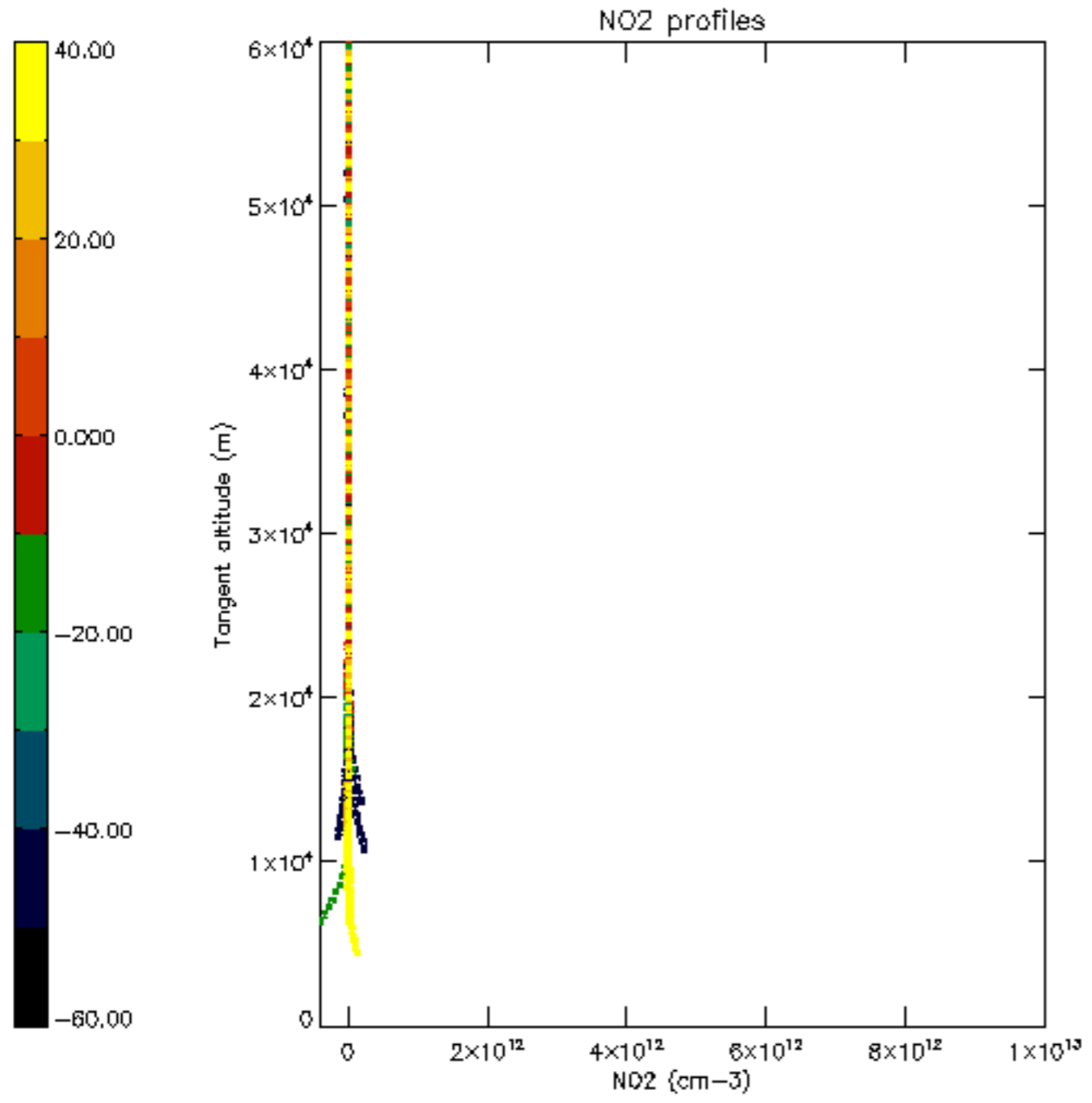


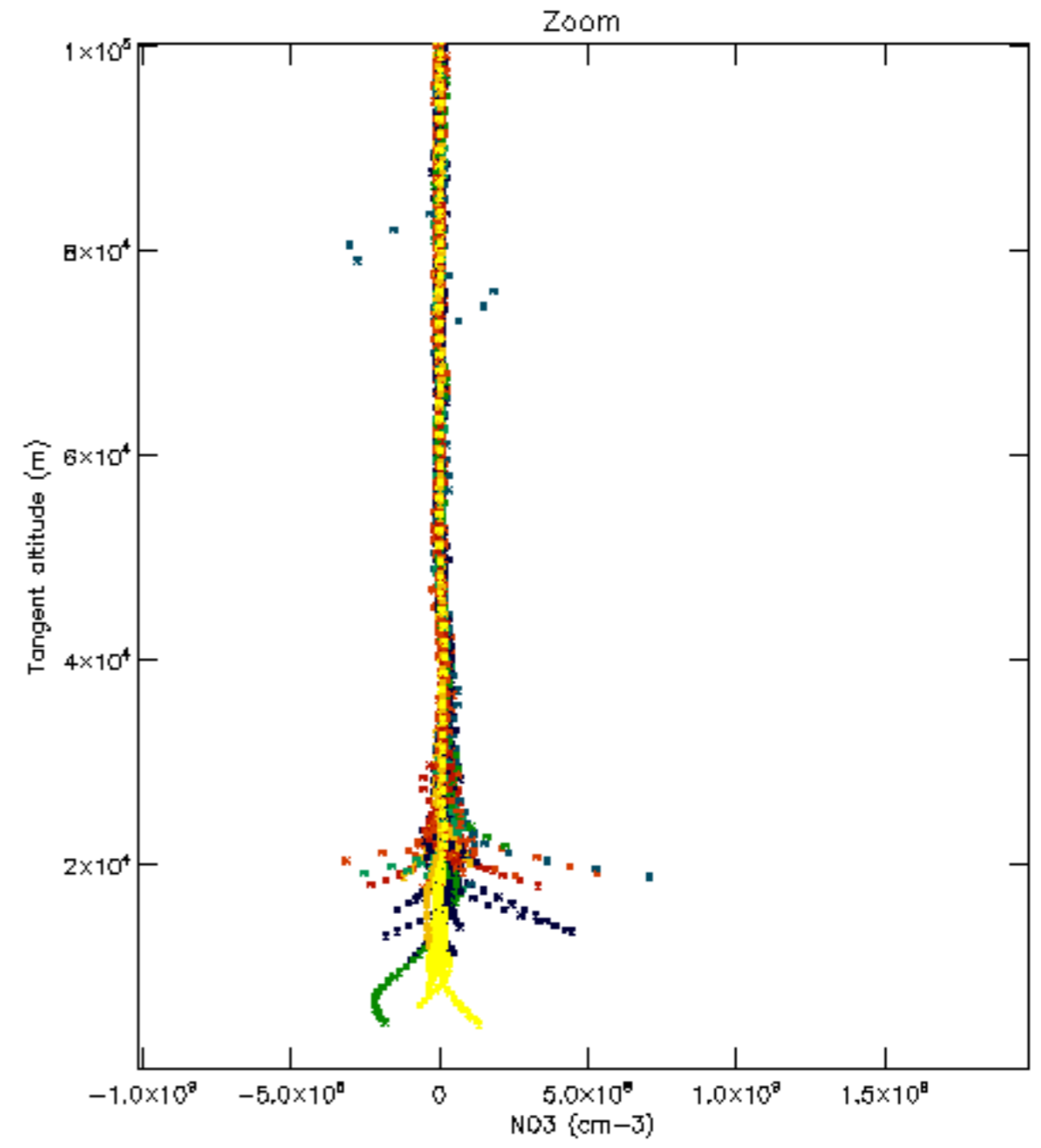
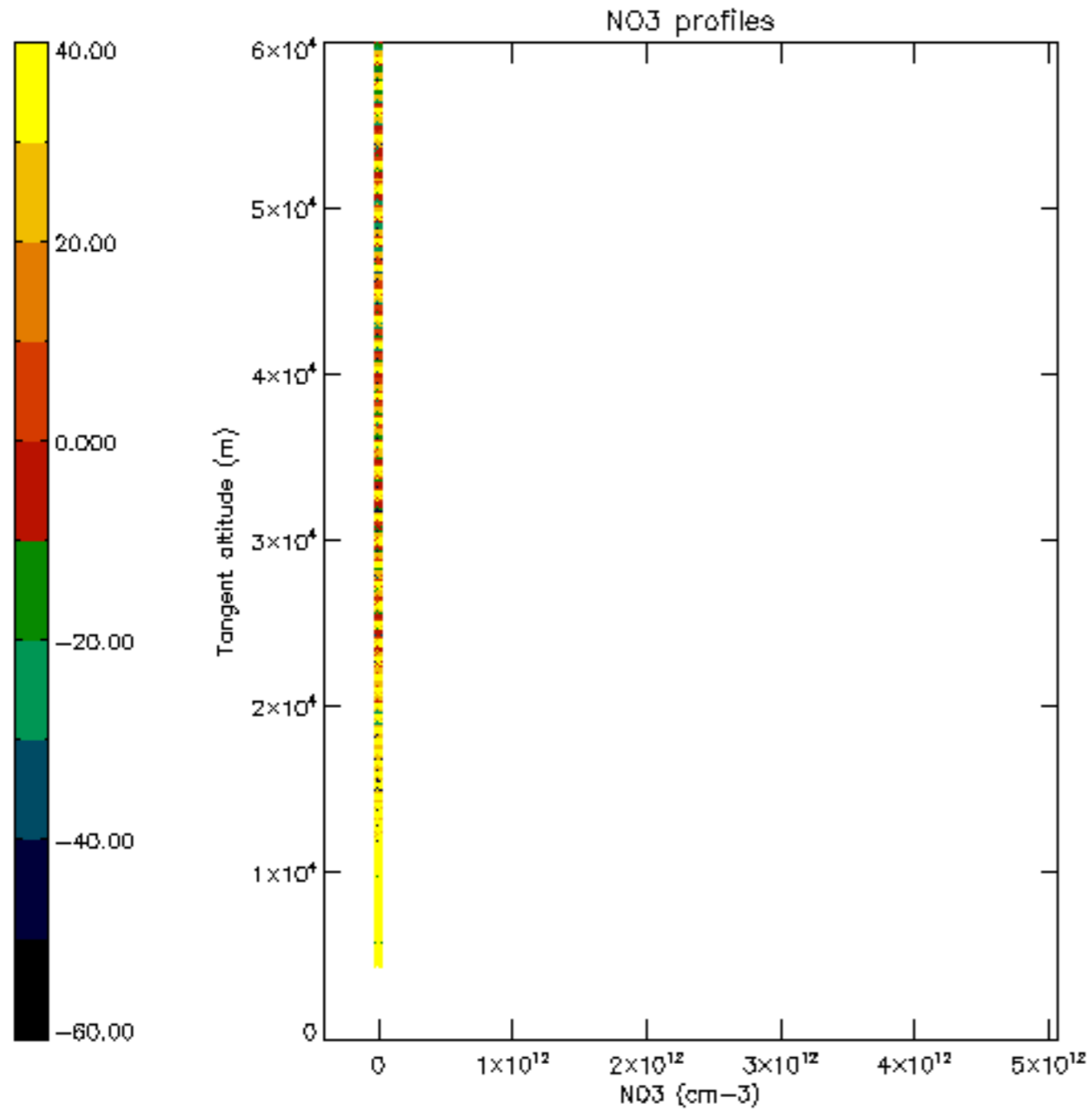


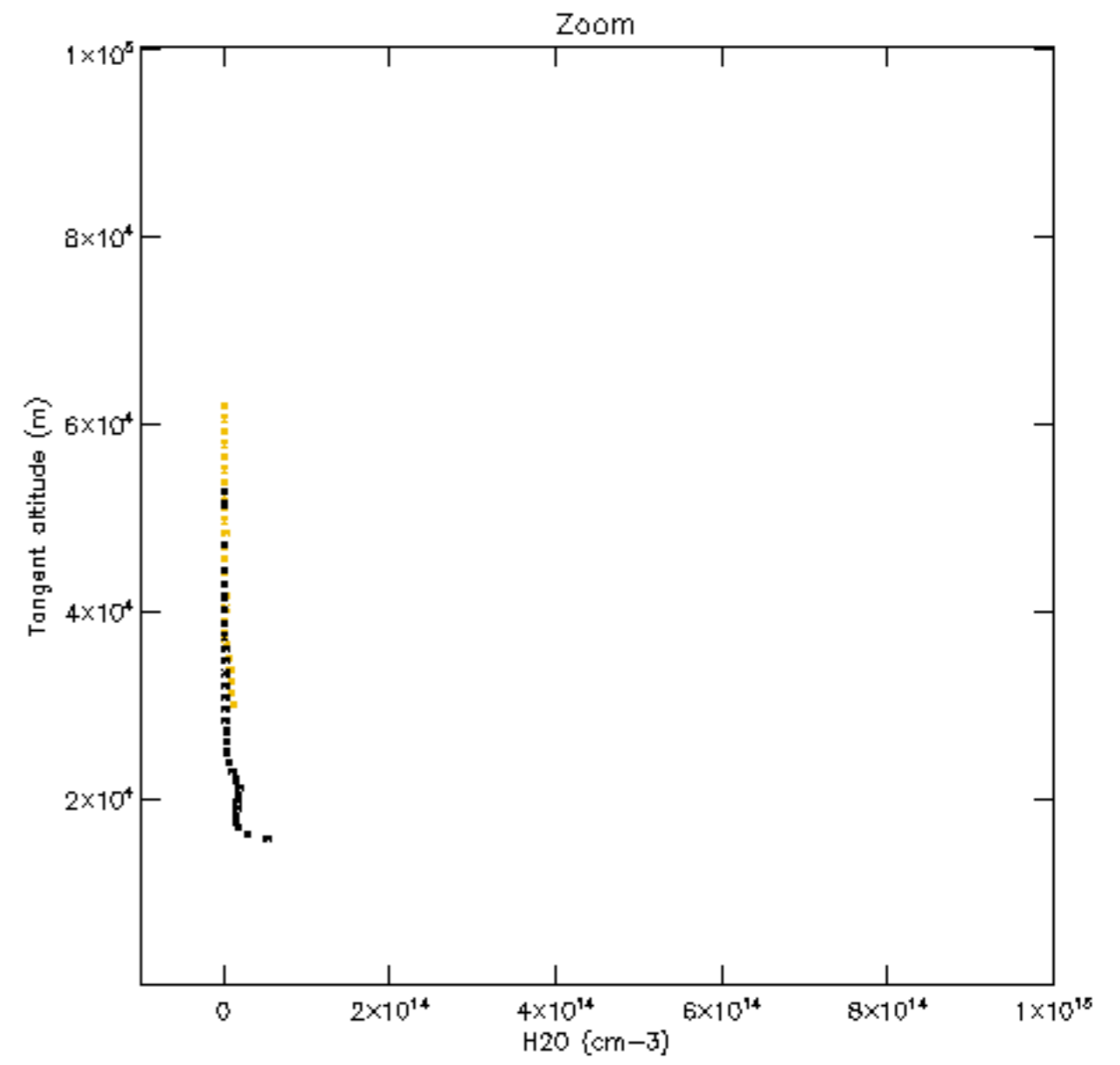
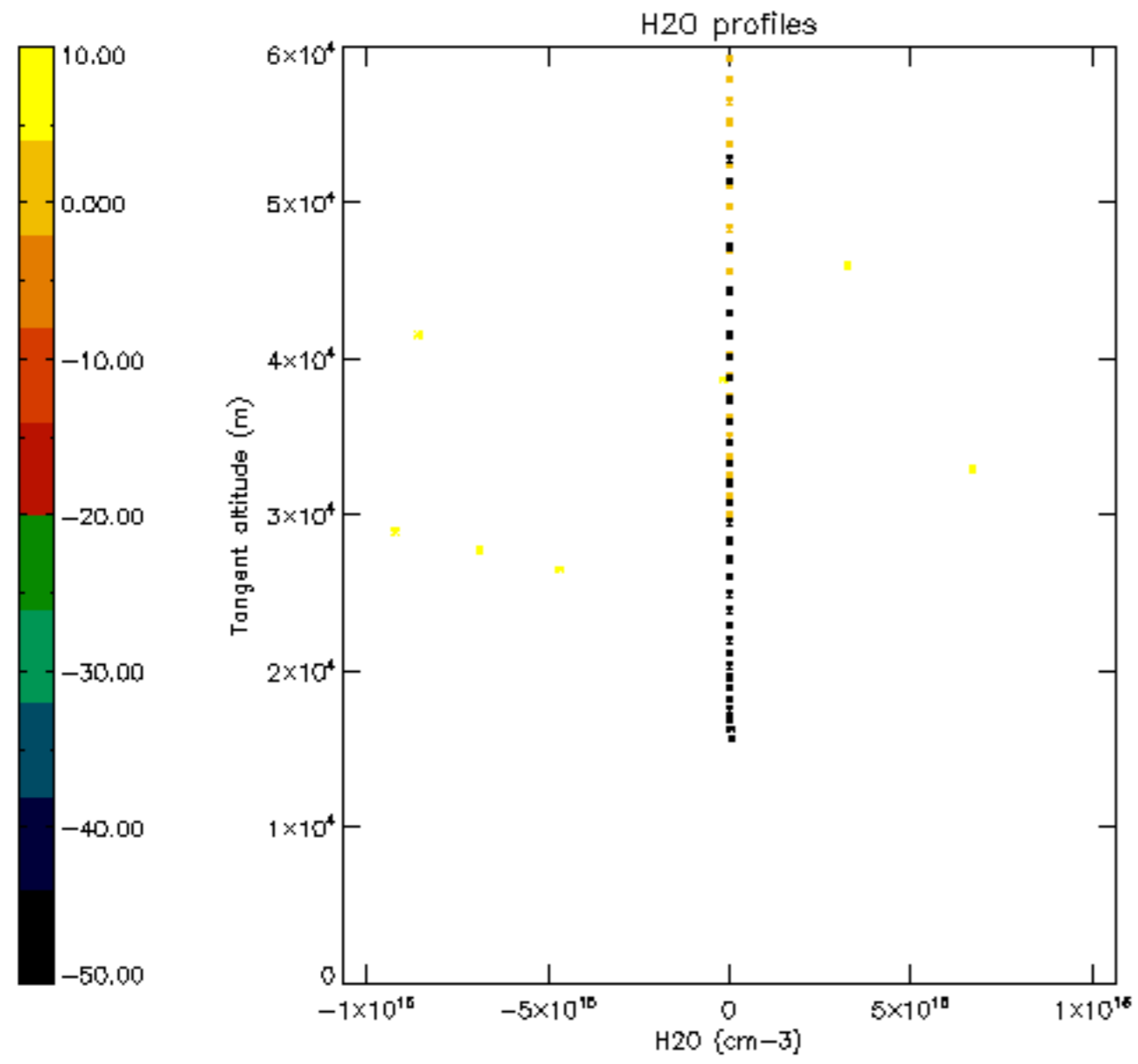


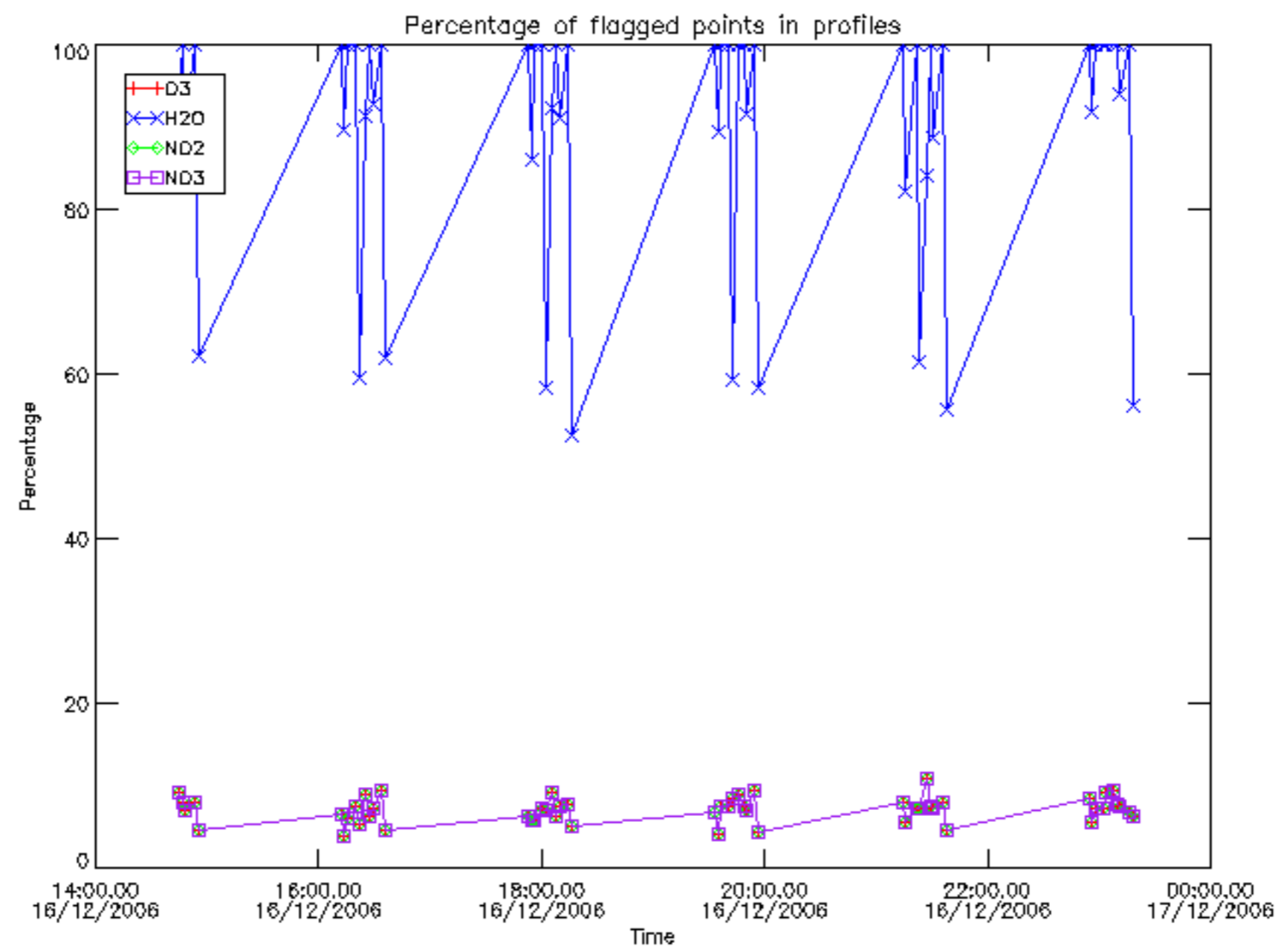




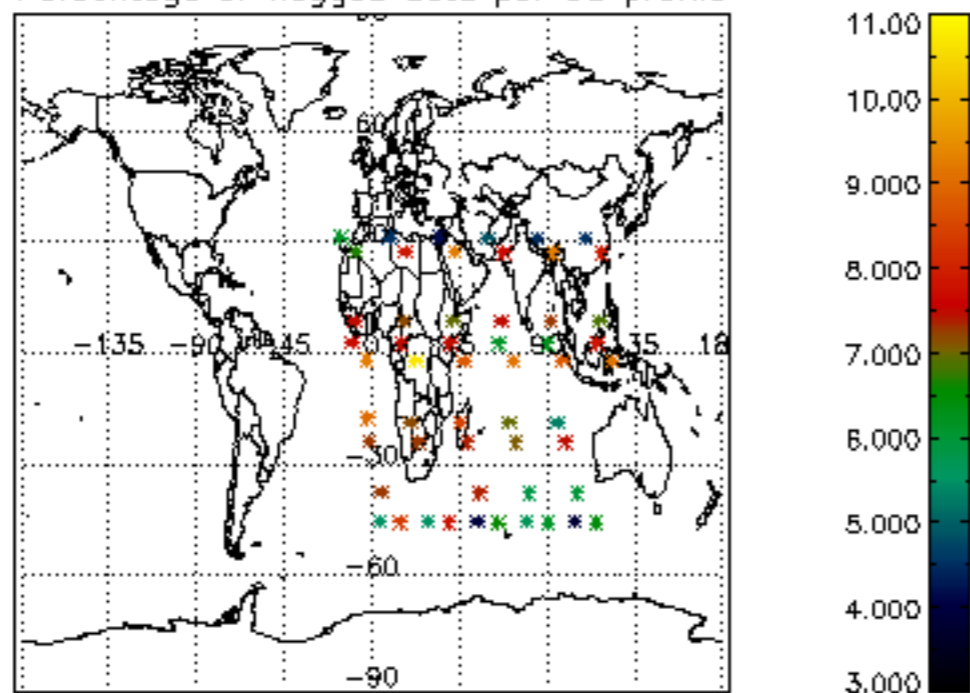




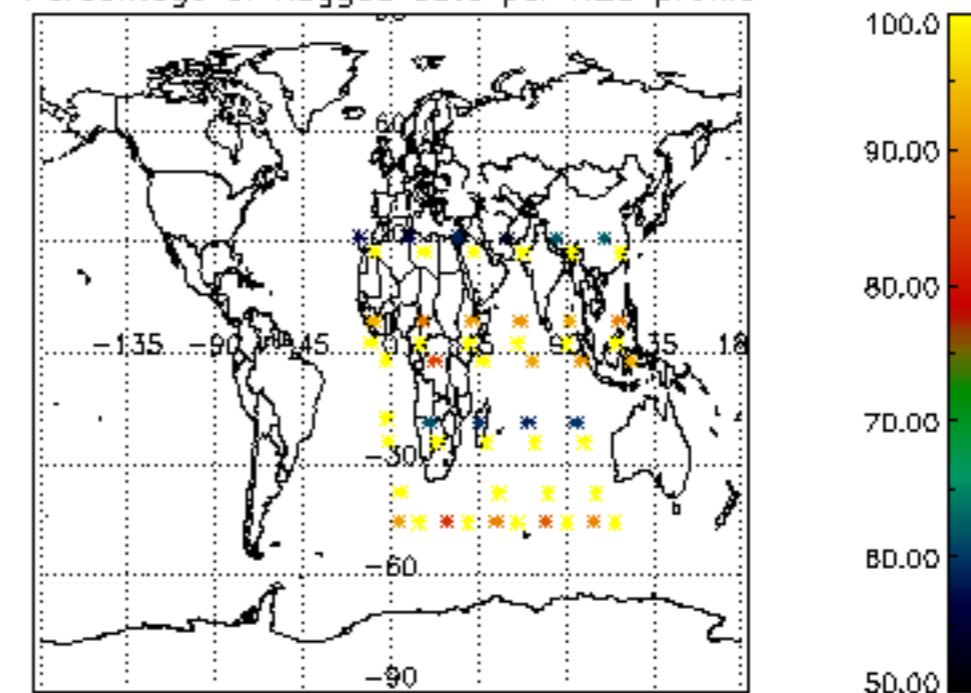




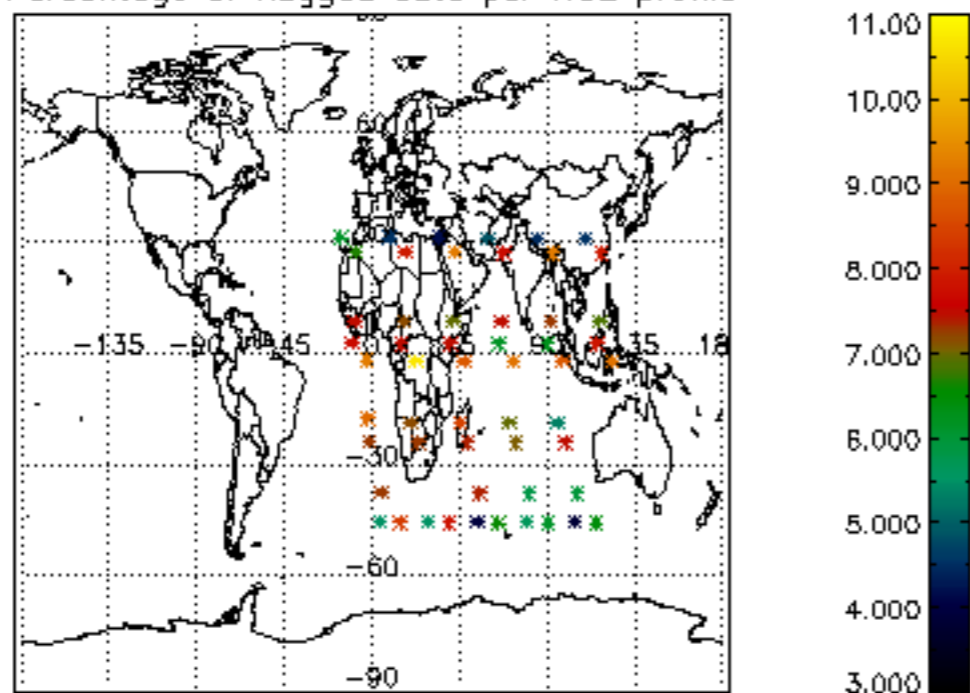
Percentage of flagged data per D3 profile



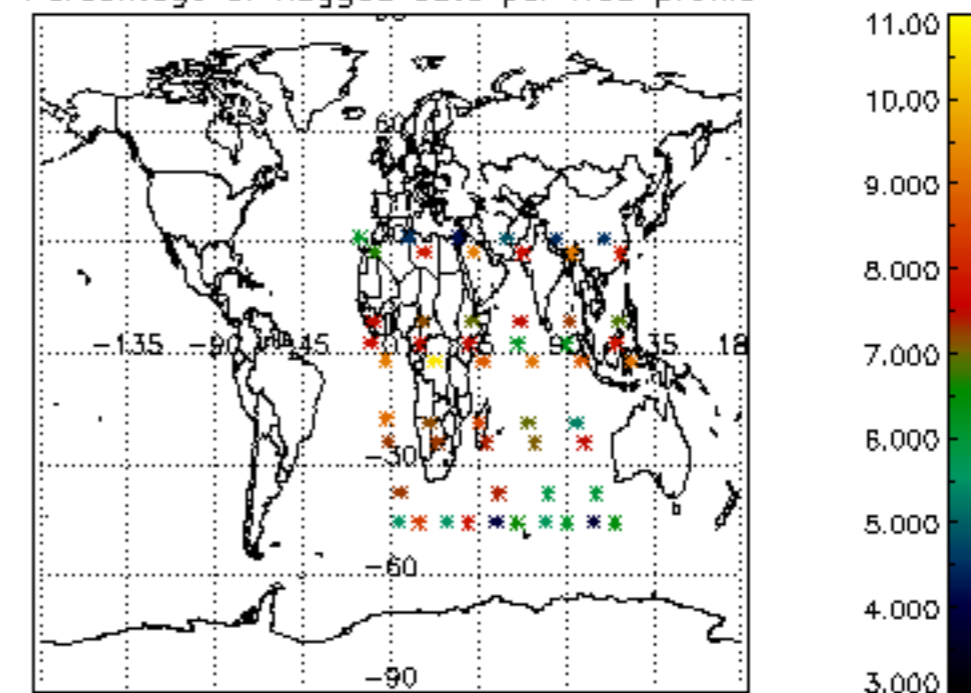
Percentage of flagged data per H2O profile

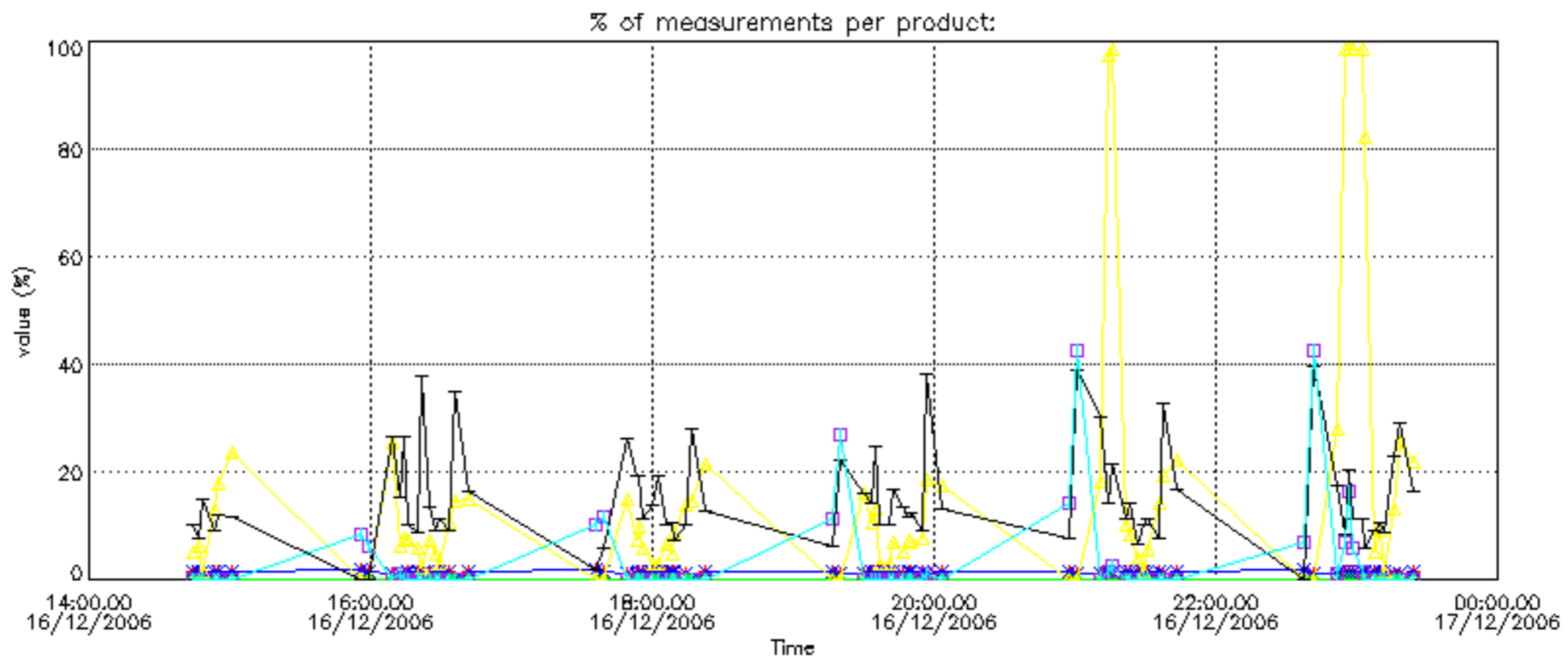


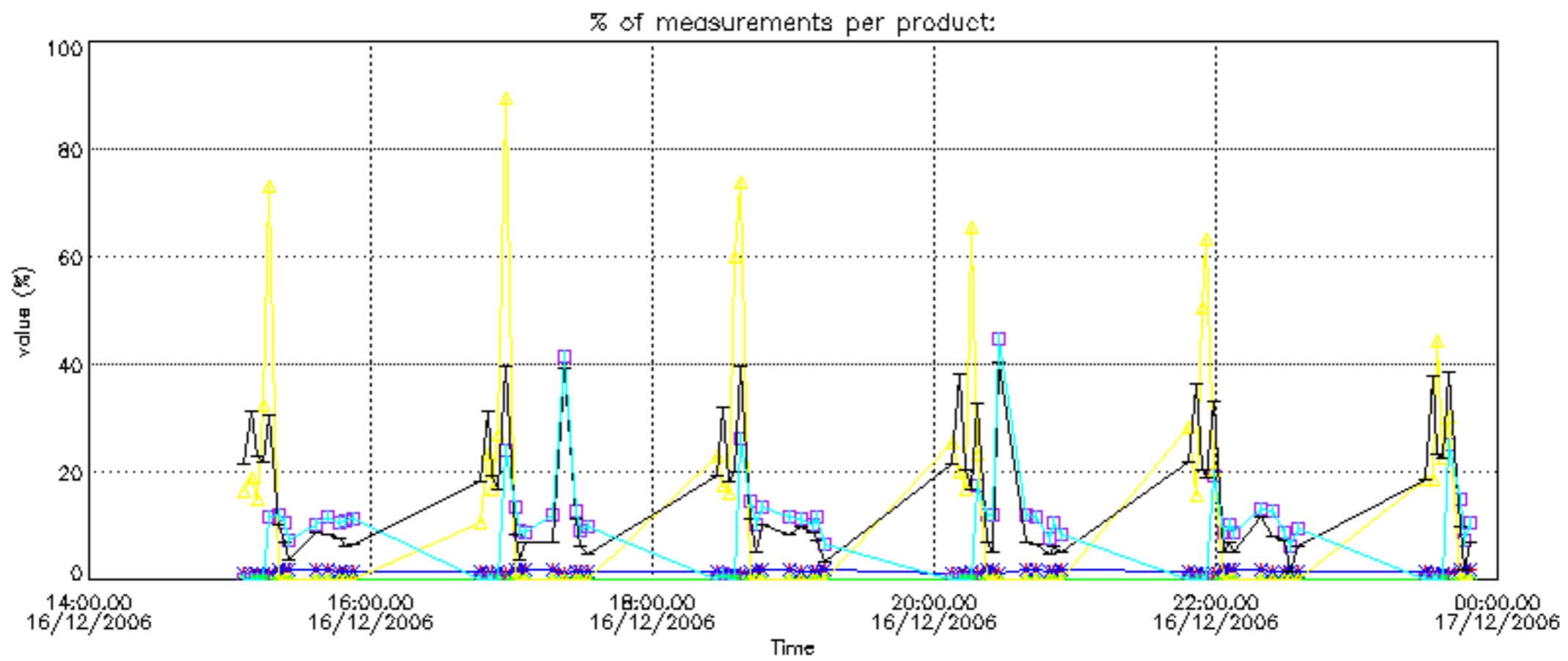
Percentage of flagged data per NO2 profile



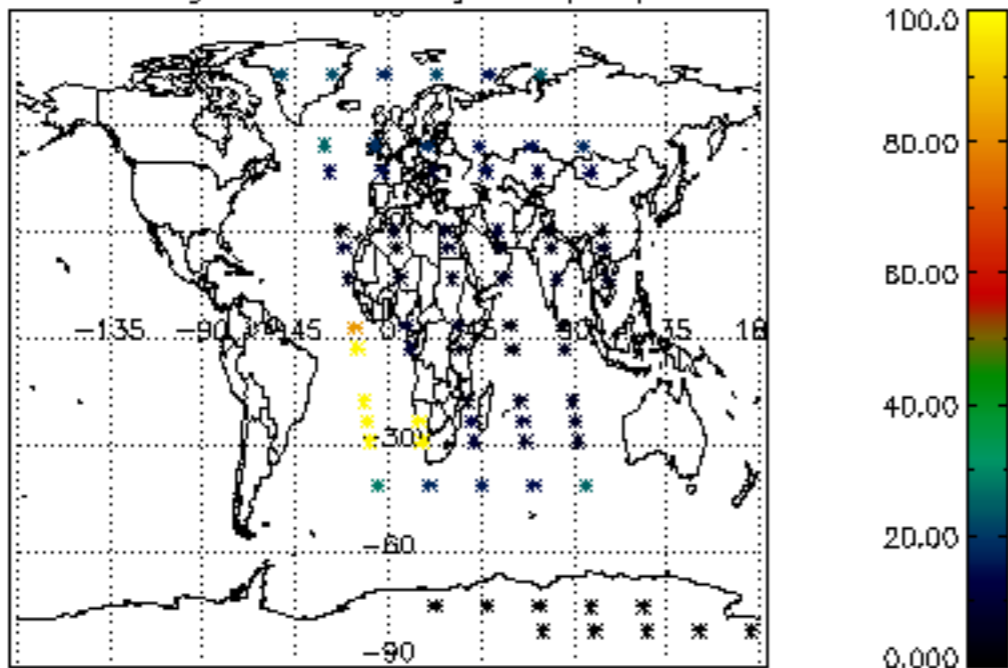
Percentage of flagged data per NO3 profile



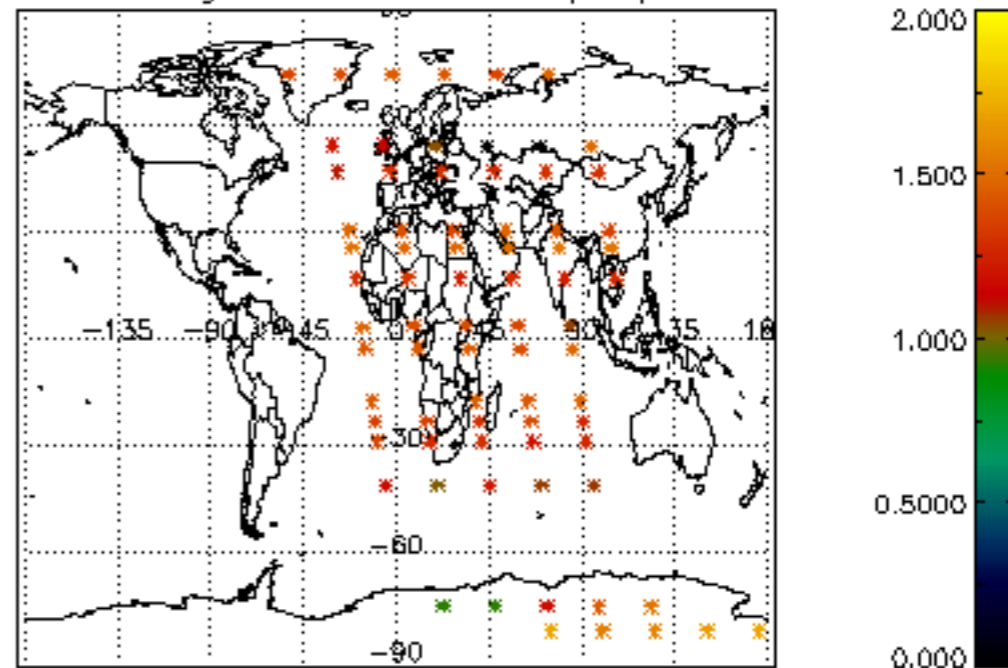




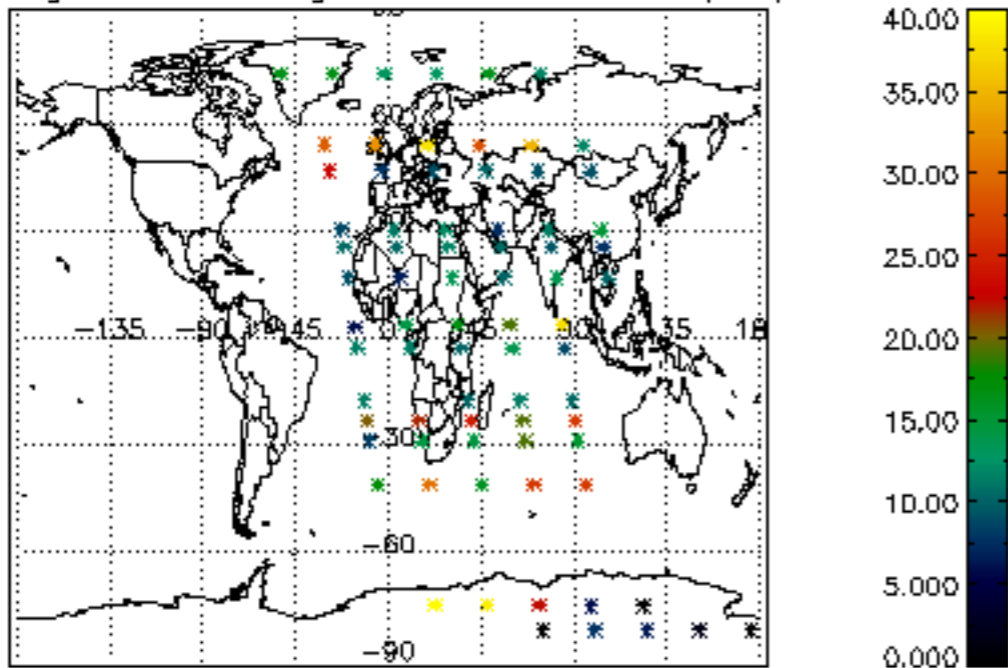
Percentage of cosmic ray hits per profile



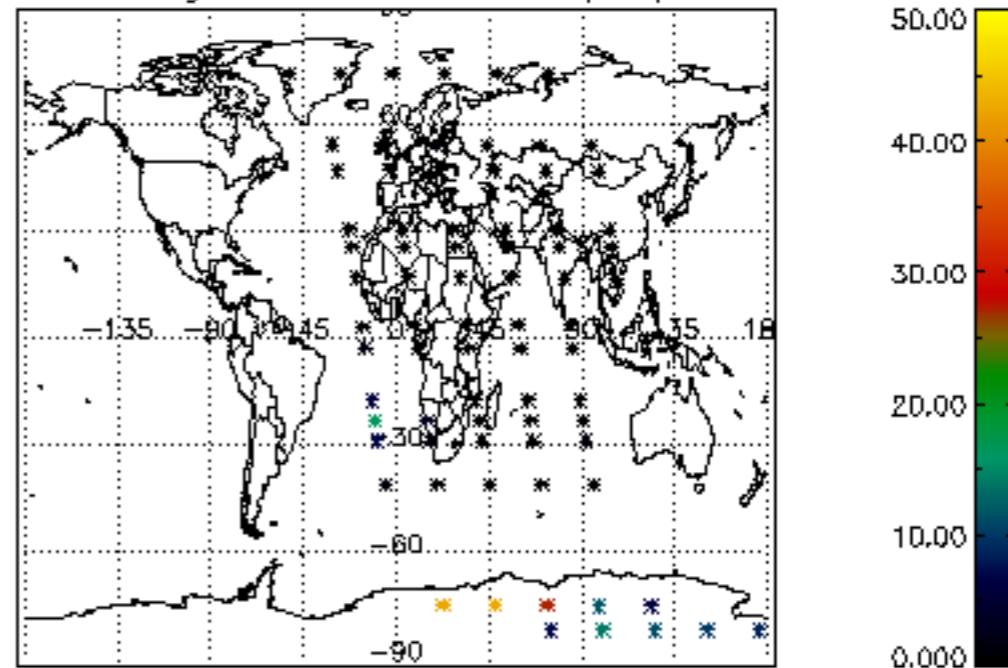
Percentage of datation errors per profile



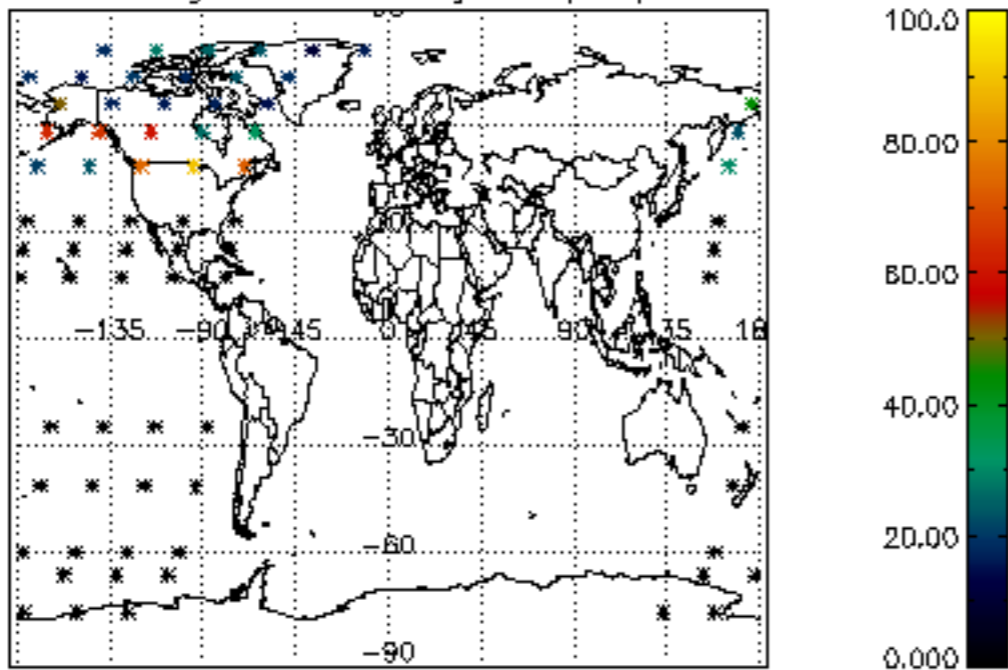
Percentage of star falling outside central band per profile



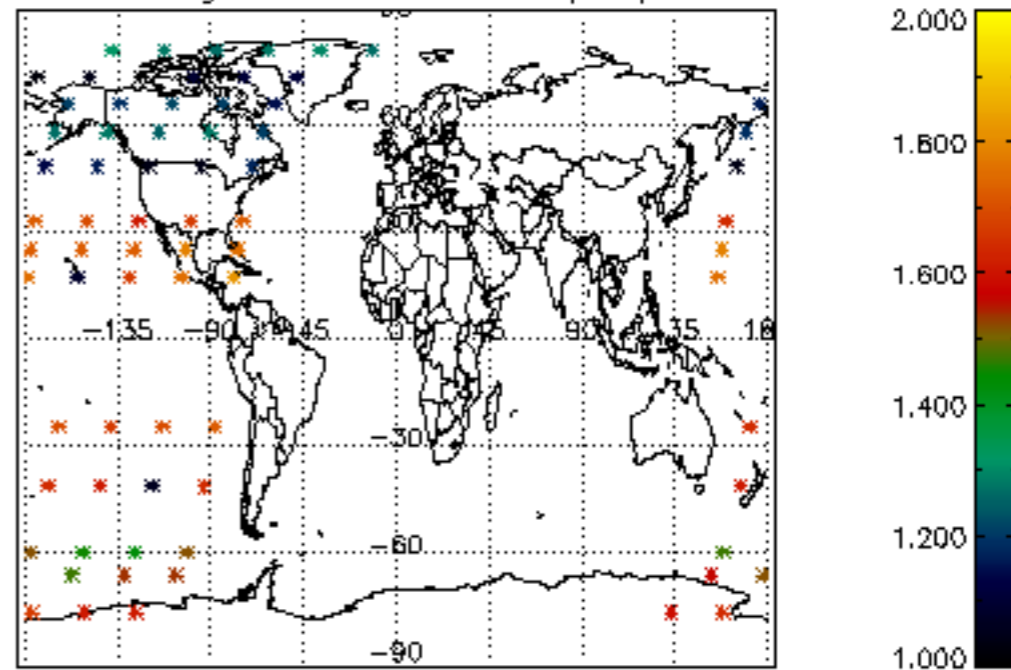
Percentage of saturation errors per profile



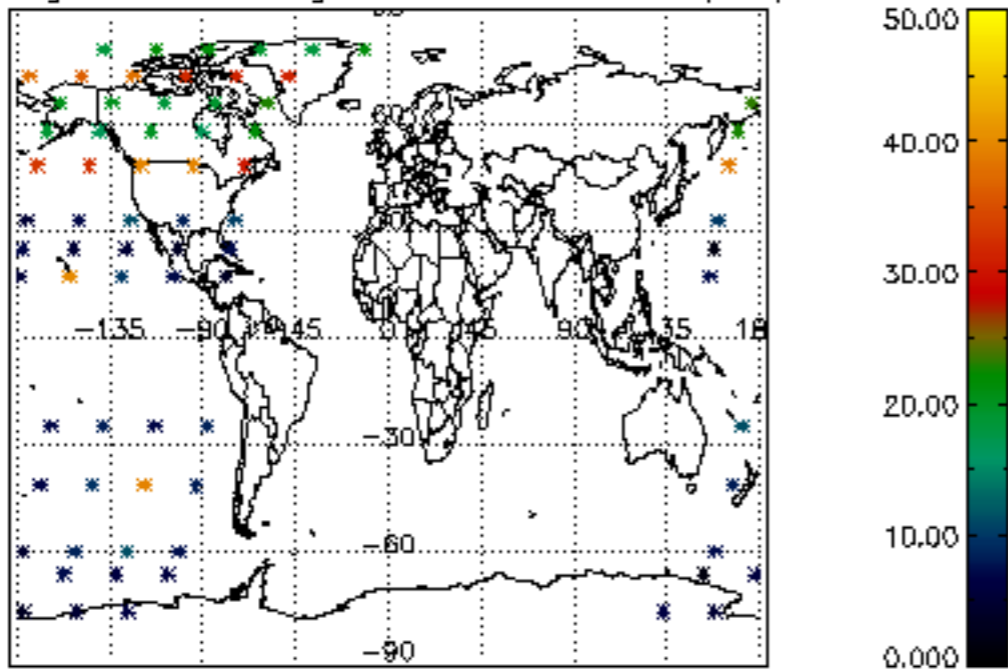
Percentage of cosmic ray hits per profile



Percentage of datation errors per profile



Percentage of star falling outside central band per profile



Percentage of saturation errors per profile

