

# GOMOS Level 2 Daily Report

## SUMMARY

### [1. General Info](#)

### [2. Summary of processed GOM\\_NL\\_2P products](#)

### [3. Level 2 Quality information per product](#)

#### [3.1 Plot of level 2 quality information per product \(time dependant\)](#)

#### [3.2 Plot of level 2 quality information per product \(world map\)](#)

### [4. Level 1 Quality information per product \(stored on level 2 products\)](#)

#### [4.1 Plot of level 1 quality information per product \(time dependant\)](#)

##### [4.1.1 Plot of level 1 quality information per product \(time dependant\): ASCENDING](#)

##### [4.1.2 Plot of level 1 quality information per product \(time dependant\): DESCENDING](#)

#### [4.2 Plot of level 1 quality information per product \(world map\)](#)

##### [4.2.1 Plot of level 1 quality information per product \(world map\): ASCENDING](#)

##### [4.2.2 Plot of level 1 quality information per product \(world map\): DESCENDING](#)

### [5. Ozone profiles based on quality statistics and other trace gas profiles](#)

#### [5.1 Ozone statistics based on quality of products](#)

#### [5.2 Plot ozone profiles for all STD \(dark without errors\)](#)

#### [5.3 Plot ozone profiles where STD < 20% \(dark without errors\)](#)

#### [5.4. Plot ozone profiles where STD < 10% \(dark without errors\)](#)

#### [5.5. Plot ozone profiles where STD < 5% \(dark without errors\)](#)

#### [5.6 Plot NO2 profiles for all STD \(dark without errors\)](#)

#### [5.7 Plot NO3 profiles for all STD \(dark without errors\)](#)

#### [5.8 Plot H2O profiles \(only for occultations of stars 1,2,3,4,13,14,16,26,63 dark without errors\) for all STD](#)

### [6. Auxiliary Data Files used for the production reported in section 2](#)

This report presents the daily analysis on parameters extracted from GOMOS level 2 data (GOM\_NL\_\_2P). It is intended to monitor some important parameters that will impact the quality of these products. A list of level 2 products (and content) that have arrived during the reporting day to the PCF is also given.

Item	Value
Time of report generation	24APR2013 06:32:43
Data source version	GOMOS/6.01
Start time of products	11-12-2006 (11DEC2006 00:00:00)
Stop time of products	12-12-2006 (12DEC2006 00:00:00)
Store outputs in DB	Yes
Nb of level 2 prods	340
Nb of prods with errors	0

## 2. Summary of processed GOM\_NL\_\_2P products.

Nr	Filename	UTC Start time	Limb	Duration	Star Id	Star Name	Star Mag	Star Temp	Nb Meas	Orbit	Prod. error
1	GOM_NL__2PRFIN20061211_000029_000000332053_00388_24991_5995.N1	11-DEC-2006 00:00:29	Bright	32.500	39	85Eta UMa	1.8540	24000.	65	24991	No
2	GOM_NL__2PRFIN20061211_000339_000000292053_00388_24991_5996.N1	11-DEC-2006 00:03:39	Bright	28.500	180	27Gam Boo	3.0400	8000.0	57	24991	No
3	GOM_NL__2PRFIN20061211_000646_000000292053_00388_24991_5997.N1	11-DEC-2006 00:06:46	Bright	29.000	83		2.3780	11000.	58	24991	No
4	GOM_NL__2PRFIN20061211_000957_000000322053_00388_24991_5998.N1	11-DEC-2006 00:09:57	Bright	31.500	111	8Eta Boo	2.6800	6000.0	63	24991	No
5	GOM_NL__2PRFIN20061211_001926_000000442053_00388_24991_5999.N1	11-DEC-2006 00:19:26	Twilight	43.500	15	67Alp Vir	0.97600	28000.	87	24991	No
6	GOM_NL__2PRFIN20061211_002254_000000382053_00388_24991_6000.N1	11-DEC-2006 00:22:54	Twilight	38.000	169	46Gam Hya	2.9910	4700.0	76	24991	No
7	GOM_NL__2PRFIN20061211_002501_000000462053_00388_24991_6001.N1	11-DEC-2006 00:25:01	Dark	45.500	106	9Bet Crv	2.6480	5600.0	91	24991	No
8	GOM_NL__2PRFIN20061211_003021_000000342053_00388_24991_6002.N1	11-DEC-2006 00:30:21	Dark	34.000	64	Gam Cen	2.2000	10600.	68	24991	No
9	GOM_NL__2PRFIN20061211_003219_000000392053_00389_24992_6011.N1	11-DEC-2006 00:32:19	Dark	39.000	26	Gam Cru	1.6240	2900.0	78	24992	No
10	GOM_NL__2PRFIN20061211_003529_000000382053_00389_24992_6012.N1	11-DEC-2006 00:35:29	Dark	38.000	113	Mu Vel	2.6920	5000.0	76	24992	No
11	GOM_NL__2PRFIN20061211_003822_000000342053_00389_24992_6013.N1	11-DEC-2006 00:38:22	Dark	34.000	159	Ups Car	2.9200	7200.0	68	24992	No
12	GOM_NL__2PRFIN20061211_004407_000000452053_00389_24992_6014.N1	11-DEC-2006 00:44:07	Dark	45.000	34	Gam2Vel	1.7930	23000.	90	24992	No
13	GOM_NL__2PRFIN20061211_004639_000000422053_00389_24992_6015.N1	11-DEC-2006 00:46:39	Dark	41.500	2	Alp Car	-0.73600	7000.0	83	24992	No
14	GOM_NL__2PRFIN20061211_005249_000000392053_00389_24992_6016.N1	11-DEC-2006 00:52:49	Straylight	38.500	108	Alp Col	2.6520	15200.	77	24992	No
15	GOM_NL__2PRFIN20061211_005801_000000412053_00389_24992_6017.N1	11-DEC-2006 00:58:01	Straylight	41.000	101	11Alp Lep	2.5820	7000.0	82	24992	No
16	GOM_NL__2PRFIN20061211_010114_000000442053_00389_24992_6018.N1	11-DEC-2006 01:01:14	Straylight	44.000	7	19Bet Ori	0.10000	14000.	88	24992	No
17	GOM_NL__2PRFIN20061211_010844_000000502053_00389_24992_6019.N1	11-DEC-2006 01:08:44	Twilight	50.000	13	87Alp Tau	0.86700	3800.0	100	24992	No
18	GOM_NL__2PRFIN20061211_011043_000000302053_00389_24992_6020.N1	11-DEC-2006 01:10:43	Bright	30.000	146	25Eta Tau	2.8730	15200.	60	24992	No
19	GOM_NL__2PRFIN20061211_011257_000000302053_00389_24992_6021.N1	11-DEC-2006 01:12:57	Bright	29.500	150	44Zet Per	2.8900	28000.	59	24992	No
20	GOM_NL__2PRFIN20061211_011517_000000312053_00389_24992_6022.N1	11-DEC-2006 01:15:17	Bright	31.000	149	45Eps Per	2.8880	30000.	62	24992	No
21	GOM_NL__2PRFIN20061211_011726_000000282053_00389_24992_6023.N1	11-DEC-2006 01:17:26	Bright	27.500	175	39Del Per	3.0100	19400.	55	24992	No
22	GOM_NL__2PRFIN20061211_012907_000000312053_00389_24992_6024.N1	11-DEC-2006 01:29:07	Bright	30.500	49	1Alp UMi	1.9900	6300.0	61	24992	No
23	GOM_NL__2PRFIN20061211_013350_000000312053_00389_24992_6025.N1	11-DEC-2006 01:33:50	Bright	30.500	60	7Bet UMi	2.0810	3950.0	61	24992	No
24	GOM_NL__2PRFIN20061211_013842_000000352053_00389_24992_6026.N1	11-DEC-2006 01:38:42	Bright	35.000	32	77Eps UMa	1.7630	11000.	70	24992	No
25	GOM_NL__2PRFIN20061211_014105_000000502053_00389_24992_6027.N1	11-DEC-2006 01:41:05	Bright	50.000	39	85Eta UMa	1.8540	24000.	100	24992	No
26	GOM_NL__2PRFIN20061211_014415_000000292053_00389_24992_6028.N1	11-DEC-2006 01:44:15	Bright	28.500	180	27Gam Boo	3.0400	8000.0	57	24992	No
27	GOM_NL__2PRFIN20061211_014722_000000302053_00389_24992_6029.N1	11-DEC-2006 01:47:22	Bright	29.500	83		2.3780	11000.	59	24992	No
28	GOM_NL__2PRFIN20061211_015033_000000322053_00389_24992_6030.N1	11-DEC-2006 01:50:33	Bright	31.500	111	8Eta Boo	2.6800	6000.0	63	24992	No
29	GOM_NL__2PRFIN20061211_020003_000000422053_00389_24992_6031.N1	11-DEC-2006 02:00:03	Twilight	42.000	15	67Alp Vir	0.97600	28000.	84	24992	No
30	GOM_NL__2PRFIN20061211_020538_000000462053_00389_24992_6032.N1	11-DEC-2006 02:05:38	Dark	46.000	106	9Bet Crv	2.6480	5600.0	92	24992	No
31	GOM_NL__2PRFIN20061211_021058_000000352053_00389_24992_6033.N1	11-DEC-2006 02:10:58	Dark	34.500	64	Gam Cen	2.2000	10600.	69	24992	No
32	GOM_NL__2PRFIN20061211_021256_000000362053_00390_24993_6034.N1	11-DEC-2006 02:12:56	Dark	35.500	26	Gam Cru	1.6240	2900.0	71	24993	No
33	GOM_NL__2PRFIN20061211_021606_000000392053_00390_24993_6035.N1	11-DEC-2006 02:16:06	Dark	39.000	113	Mu Vel	2.6920	5000.0	78	24993	No
34	GOM_NL__2PRFIN20061211_021859_000000322053_00390_24993_6036.N1	11-DEC-2006 02:18:59	Dark	31.500	159	Ups Car	2.9200	7200.0	63	24993	No
35	GOM_NL__2PRFIN20061211_022444_000000422053_00390_24993_6037.N1	11-DEC-2006 02:24:44	Dark	41.500	34	Gam2Vel	1.7930	23000.	83	24993	No
36	GOM_NL__2PRFIN20061211_022715_000000412053_00390_24993_6038.N1	11-DEC-2006 02:27:15	Dark	41.000	2	Alp Car	-0.73600	7000.0	82	24993	No
37	GOM_NL__2PRFIN20061211_023325_000000372053_00390_24993_6039.N1	11-DEC-2006 02:33:25	Straylight	36.500	108	Alp Col	2.6520	15200.	73	24993	No
38	GOM_NL__2PRFIN20061211_023837_000000422053_00390_24993_6040.N1	11-DEC-2006 02:38:37	Straylight	42.000	101	11Alp Lep	2.5820	7000.0	84	24993	No
39	GOM_NL__2PRFIN20061211_024150_000000502053_00390_24993_6041.N1	11-DEC-2006 02:41:50	Straylight	49.500	7	19Bet Ori	0.10000	14000.	99	24993	No
40	GOM_NL__2PRFIN20061211_024919_000000472053_00390_24993_6042.N1	11-DEC-2006 02:49:19	Twilight	47.000	13	87Alp Tau	0.86700	3800.0	94	24993	No
41	GOM_NL__2PRFIN20061211_025119_000000312053_00390_24993_6043.N1	11-DEC-2006 02:51:19	Bright	30.500	146	25Eta Tau	2.8730	15200.	61	24993	No
42	GOM_NL__2PRFIN20061211_025333_000000312053_00390_24993_6044.N1	11-DEC-2006 02:53:33	Bright	30.500	150	44Zet Per	2.8900	28000.	61	24993	No

43	GOM_NL__2PRFIN20061211_025553_000000292053_00390_24993_6045.N1	11-DEC-2006 02:55:53	Bright	29.000	149	45Eps Per	2.8880	30000.	58	24993	No
44	GOM_NL__2PRFIN20061211_025801_000000302053_00390_24993_6046.N1	11-DEC-2006 02:58:01	Bright	29.500	175	39Del Per	3.0100	19400.	59	24993	No
45	GOM_NL__2PRFIN20061211_030942_000000272053_00390_24993_6047.N1	11-DEC-2006 03:09:42	Bright	26.500	49	1Alp UMi	1.9900	6300.0	53	24993	No
46	GOM_NL__2PRFIN20061211_031426_000000322053_00390_24993_6048.N1	11-DEC-2006 03:14:26	Bright	32.000	60	7Bet UMi	2.0810	3950.0	64	24993	No
47	GOM_NL__2PRFIN20061211_031918_000000532053_00390_24993_6049.N1	11-DEC-2006 03:19:18	Bright	53.000	32	77Eps UMa	1.7630	11000.	106	24993	No
48	GOM_NL__2PRFIN20061211_032141_000000502053_00390_24993_6050.N1	11-DEC-2006 03:21:41	Bright	50.000	39	85Eta UMa	1.8540	24000.	100	24993	No
49	GOM_NL__2PRFIN20061211_032451_000000482053_00390_24993_6051.N1	11-DEC-2006 03:24:51	Bright	48.000	180	27Gam Boo	3.0400	8000.0	96	24993	No
50	GOM_NL__2PRFIN20061211_032758_000000312053_00390_24993_6052.N1	11-DEC-2006 03:27:58	Bright	30.500	83		2.3780	11000.	61	24993	No
51	GOM_NL__2PRFIN20061211_033110_000000322053_00390_24993_6053.N1	11-DEC-2006 03:31:10	Bright	31.500	111	8Eta Boo	2.6800	6000.0	63	24993	No
52	GOM_NL__2PRFIN20061211_034039_000000432053_00390_24993_6054.N1	11-DEC-2006 03:40:39	Twilight	42.500	15	67Alp Vir	0.97600	28000.	85	24993	No
53	GOM_NL__2PRFIN20061211_034408_000000362053_00390_24993_6055.N1	11-DEC-2006 03:44:08	Twilight	36.000	169	46Gam Hya	2.9910	4700.0	72	24993	No
54	GOM_NL__2PRFIN20061211_034615_000000442053_00390_24993_6056.N1	11-DEC-2006 03:46:15	Dark	44.000	106	9Bet Crv	2.6480	5600.0	88	24993	No
55	GOM_NL__2PRFIN20061211_035134_000000402053_00390_24993_6057.N1	11-DEC-2006 03:51:34	Dark	40.000	64	Gam Cen	2.2000	10600.	80	24993	No
56	GOM_NL__2PRFIN20061211_035332_000000482053_00391_24994_6044.N1	11-DEC-2006 03:53:32	Dark	48.000	26	Gam Cru	1.6240	2900.0	96	24994	No
57	GOM_NL__2PRFIN20061211_035643_000000392053_00391_24994_6045.N1	11-DEC-2006 03:56:43	Dark	38.500	113	Mu Vel	2.6920	5000.0	77	24994	No
58	GOM_NL__2PRFIN20061211_035935_000000332053_00391_24994_6046.N1	11-DEC-2006 03:59:35	Dark	33.000	159	Ups Car	2.9200	7200.0	66	24994	No
59	GOM_NL__2PRFIN20061211_040521_000000412053_00391_24994_6047.N1	11-DEC-2006 04:05:21	Dark	41.000	34	Gam2Vel	1.7930	23000.	82	24994	No
60	GOM_NL__2PRFIN20061211_040752_000000502053_00391_24994_6048.N1	11-DEC-2006 04:07:52	Dark	49.500	2	Alp Car	-0.73600	7000.0	99	24994	No
61	GOM_NL__2PRFIN20061211_041401_000000352053_00391_24994_6049.N1	11-DEC-2006 04:14:01	Straylight	35.000	108	Alp Col	2.6520	15200.	70	24994	No
62	GOM_NL__2PRFIN20061211_041913_000000412053_00391_24994_6050.N1	11-DEC-2006 04:19:13	Straylight	41.000	101	11Alp Lep	2.5820	7000.0	82	24994	No
63	GOM_NL__2PRFIN20061211_042226_000000482053_00391_24994_6051.N1	11-DEC-2006 04:22:26	Straylight	48.000	7	19Bet Ori	0.10000	14000.	96	24994	No
64	GOM_NL__2PRFIN20061211_042955_000000502053_00391_24994_6052.N1	11-DEC-2006 04:29:55	Twilight	49.500	13	87Alp Tau	0.86700	3800.0	99	24994	No
65	GOM_NL__2PRFIN20061211_043629_000000302053_00391_24994_6053.N1	11-DEC-2006 04:36:29	Bright	30.000	149	45Eps Per	2.8880	30000.	60	24994	No
66	GOM_NL__2PRFIN20061211_043838_000000292053_00391_24994_6054.N1	11-DEC-2006 04:38:38	Bright	29.000	175	39Del Per	3.0100	19400.	58	24994	No
67	GOM_NL__2PRFIN20061211_045018_000000272053_00391_24994_6055.N1	11-DEC-2006 04:50:18	Bright	26.500	49	1Alp UMi	1.9900	6300.0	53	24994	No
68	GOM_NL__2PRFIN20061211_045502_000000312053_00391_24994_6056.N1	11-DEC-2006 04:55:02	Bright	31.000	60	7Bet UMi	2.0810	3950.0	62	24994	No
69	GOM_NL__2PRFIN20061211_045954_000000322053_00391_24994_6057.N1	11-DEC-2006 04:59:54	Bright	31.500	32	77Eps UMa	1.7630	11000.	63	24994	No
70	GOM_NL__2PRFIN20061211_050217_000000302053_00391_24994_6058.N1	11-DEC-2006 05:02:17	Bright	30.000	39	85Eta UMa	1.8540	24000.	60	24994	No
71	GOM_NL__2PRFIN20061211_050527_000000302053_00391_24994_6059.N1	11-DEC-2006 05:05:27	Bright	29.500	180	27Gam Boo	3.0400	8000.0	59	24994	No
72	GOM_NL__2PRFIN20061211_050834_000000312053_00391_24994_6060.N1	11-DEC-2006 05:08:34	Bright	30.500	83		2.3780	11000.	61	24994	No
73	GOM_NL__2PRFIN20061211_051146_000000322053_00391_24994_6061.N1	11-DEC-2006 05:11:46	Bright	32.000	111	8Eta Boo	2.6800	6000.0	64	24994	No
74	GOM_NL__2PRFIN20061211_052116_000000452053_00391_24994_6062.N1	11-DEC-2006 05:21:16	Twilight	45.000	15	67Alp Vir	0.97600	28000.	90	24994	No
75	GOM_NL__2PRFIN20061211_052444_000000382053_00391_24994_6063.N1	11-DEC-2006 05:24:44	Twilight	38.000	169	46Gam Hya	2.9910	4700.0	76	24994	No
76	GOM_NL__2PRFIN20061211_052652_000000422053_00391_24994_6064.N1	11-DEC-2006 05:26:52	Dark	42.000	106	9Bet Crv	2.6480	5600.0	84	24994	No
77	GOM_NL__2PRFIN20061211_053211_000000332053_00391_24994_6065.N1	11-DEC-2006 05:32:11	Dark	32.500	64	Gam Cen	2.2000	10600.	65	24994	No
78	GOM_NL__2PRFIN20061211_053409_000000382053_00392_24995_6059.N1	11-DEC-2006 05:34:09	Dark	37.500	26	Gam Cru	1.6240	2900.0	75	24995	No
79	GOM_NL__2PRFIN20061211_053720_000000382053_00392_24995_6060.N1	11-DEC-2006 05:37:20	Dark	37.500	113	Mu Vel	2.6920	5000.0	75	24995	No
80	GOM_NL__2PRFIN20061211_054012_000000322053_00392_24995_6061.N1	11-DEC-2006 05:40:12	Dark	32.000	159	Ups Car	2.9200	7200.0	64	24995	No
81	GOM_NL__2PRFIN20061211_054558_000000422053_00392_24995_6062.N1	11-DEC-2006 05:45:58	Dark	41.500	34	Gam2Vel	1.7930	23000.	83	24995	No
82	GOM_NL__2PRFIN20061211_054828_000000492053_00392_24995_6063.N1	11-DEC-2006 05:48:28	Dark	49.000	2	Alp Car	-0.73600	7000.0	98	24995	No
83	GOM_NL__2PRFIN20061211_055438_000000352053_00392_24995_6064.N1	11-DEC-2006 05:54:38	Straylight	35.000	108	Alp Col	2.6520	15200.	70	24995	No
84	GOM_NL__2PRFIN20061211_055949_000000392053_00392_24995_6065.N1	11-DEC-2006 05:59:49	Straylight	38.500	101	11Alp Lep	2.5820	7000.0	77	24995	No
85	GOM_NL__2PRFIN20061211_060302_000000482053_00392_24995_6066.N1	11-DEC-2006 06:03:02	Straylight	47.500	7	19Bet Ori	0.10000	14000.	95	24995	No
86	GOM_NL__2PRFIN20061211_061031_000000452053_00392_24995_6067.N1	11-DEC-2006 06:10:31	Twilight	45.000	13	87Alp Tau	0.86700	3800.0	90	24995	No
87	GOM_NL__2PRFIN20061211_061705_000000292053_00392_24995_6068.N1	11-DEC-2006 06:17:05	Bright	28.500	149	45Eps Per	2.8880	30000.	57	24995	No
88	GOM_NL__2PRFIN20061211_061913_000000292053_00392_24995_6069.N1	11-DEC-2006 06:19:13	Bright	29.000	175	39Del Per	3.0100	19400.	58	24995	No
89	GOM_NL__2PRFIN20061211_063055_000000302053_00392_24995_6070.N1	11-DEC-2006 06:30:55	Bright	29.500	49	1Alp UMi	1.9900	6300.0	59	24995	No
90	GOM_NL__2PRFIN20061211_063538_000000312053_00392_24995_6071.N1	11-DEC-2006 06:35:38	Bright	30.500	60	7Bet UMi	2.0810	3950.0	61	24995	No
91	GOM_NL__2PRFIN20061211_064029_000000352053_00392_24995_6072.N1	11-DEC-2006 06:40:29	Bright	34.500	32	77Eps UMa	1.7630	11000.	69	24995	No
92	GOM_NL__2PRFIN20061211_064253_000000332053_00392_24995_6073.N1	11-DEC-2006 06:42:53	Bright	32.500	39	85Eta UMa	1.8540	24000.	65	24995	No
93	GOM_NL__2PRFIN20061211_064603_000000412053_00392_24995_6074.N1	11-DEC-2006 06:46:03	Bright	41.000	180	27Gam Boo	3.0400	8000.0	82	24995	No
94	GOM_NL__2PRFIN20061211_064911_000000302053_00392_24995_6075.N1	11-DEC-2006 06:49:11	Bright	30.000	83		2.3780	11000.	60	24995	No
95	GOM_NL__2PRFIN20061211_065222_000000322053_00392_24995_6076.N1	11-DEC-2006 06:52:22	Bright	32.000	111	8Eta Boo	2.6800	6000.0	64	24995	No
96	GOM_NL__2PRFIN20061211_070152_000000432053_00392_24995_6077.N1	11-DEC-2006 07:01:52	Twilight	43.000	15	67Alp Vir	0.97600	28000.	86	24995	No
97	GOM_NL__2PRFIN20061211_070521_000000392053_00392_24995_6078.N1	11-DEC-2006 07:05:21	Twilight	38.500	169	46Gam Hya	2.9910	4700.0	77	24995	No
98	GOM_NL__2PRFIN20061211_070729_000000432053_00392_24995_6079.N1	11-DEC-2006 07:07:29	Dark	43.000	106	9Bet Crv	2.6480	5600.0	86	24995	No
99	GOM_NL__2PRFIN20061211_071247_000000352053_00392_24995_6080.N1	11-DEC-2006 07:12:47	Dark	34.500	64	Gam Cen	2.2000	10600.	69	24995	No
100	GOM_NL__2PRFIN20061211_071445_000000452053_00393_24996_6120.N1	11-DEC-2006 07:14:45	Dark	44.500	26	Gam Cru	1.6240	2900.0	89	24996	No
101	GOM_NL__2PRFIN20061211_071756_000000392053_00393_24996_6121.N1	11-DEC-2006 07:17:56	Dark	38.500	113	Mu Vel	2.6920	5000.0	77	24996	No

102	GOM_NL__2PRFIN20061211_072048_000000332053_00393_24996_6122.N1	11-DEC-2006 07:20:48	Dark	32.500	159	Ups Car	2.9200	7200.0	65	24996	No
103	GOM_NL__2PRFIN20061211_072634_000000452053_00393_24996_6123.N1	11-DEC-2006 07:26:34	Dark	45.000	34	Gam2Vel	1.7930	23000.	90	24996	No
104	GOM_NL__2PRFIN20061211_072905_000000402053_00393_24996_6124.N1	11-DEC-2006 07:29:05	Dark	39.500	2	Alp Car	-0.73600	7000.0	79	24996	No
105	GOM_NL__2PRFIN20061211_073514_000000372053_00393_24996_6125.N1	11-DEC-2006 07:35:14	Straylight	36.500	108	Alp Col	2.6520	15200.	73	24996	No
106	GOM_NL__2PRFIN20061211_074025_000000422053_00393_24996_6126.N1	11-DEC-2006 07:40:25	Straylight	41.500	101	11Alp Lep	2.5820	7000.0	83	24996	No
107	GOM_NL__2PRFIN20061211_074338_000000502053_00393_24996_6127.N1	11-DEC-2006 07:43:38	Straylight	49.500	7	19Bet Ori	0.10000	14000.	99	24996	No
108	GOM_NL__2PRFIN20061211_075107_000000462053_00393_24996_6128.N1	11-DEC-2006 07:51:07	Tw_i_and_stray	46.000	13	87Alp Tau	0.86700	3800.0	92	24996	No
109	GOM_NL__2PRFIN20061211_075307_000000302053_00393_24996_6129.N1	11-DEC-2006 07:53:07	Bright	30.000	146	25Eta Tau	2.8730	15200.	60	24996	No
110	GOM_NL__2PRFIN20061211_075520_000000312053_00393_24996_6130.N1	11-DEC-2006 07:55:20	Bright	30.500	150	44Zet Per	2.8900	28000.	61	24996	No
111	GOM_NL__2PRFIN20061211_075740_000000292053_00393_24996_6131.N1	11-DEC-2006 07:57:40	Bright	29.000	149	45Eps Per	2.8880	30000.	58	24996	No
112	GOM_NL__2PRFIN20061211_075949_000000302053_00393_24996_6132.N1	11-DEC-2006 07:59:49	Bright	29.500	175	39Del Per	3.0100	19400.	59	24996	No
113	GOM_NL__2PRFIN20061211_081131_000000292053_00393_24996_6133.N1	11-DEC-2006 08:11:31	Bright	28.500	49	1Alp UMi	1.9900	6300.0	57	24996	No
114	GOM_NL__2PRFIN20061211_081614_000000292053_00393_24996_6134.N1	11-DEC-2006 08:16:14	Bright	29.000	60	7Bet UMi	2.0810	3950.0	58	24996	No
115	GOM_NL__2PRFIN20061211_082105_000000362053_00393_24996_6135.N1	11-DEC-2006 08:21:05	Bright	36.000	32	77Eps UMa	1.7630	11000.	72	24996	No
116	GOM_NL__2PRFIN20061211_082329_000000312053_00393_24996_6136.N1	11-DEC-2006 08:23:29	Bright	30.500	39	85Eta UMa	1.8540	24000.	61	24996	No
117	GOM_NL__2PRFIN20061211_082640_000000292053_00393_24996_6137.N1	11-DEC-2006 08:26:40	Bright	29.000	180	27Gam Boo	3.0400	8000.0	58	24996	No
118	GOM_NL__2PRFIN20061211_082947_000000292053_00393_24996_6138.N1	11-DEC-2006 08:29:47	Bright	28.500	83		2.3780	11000.	57	24996	No
119	GOM_NL__2PRFIN20061211_083258_000000312053_00393_24996_6139.N1	11-DEC-2006 08:32:58	Bright	31.000	111	8Eta Boo	2.6800	6000.0	62	24996	No
120	GOM_NL__2PRFIN20061211_084229_000000452053_00393_24996_6140.N1	11-DEC-2006 08:42:29	Tw_i_and_stray	45.000	15	67Alp Vir	0.97600	28000.	90	24996	No
121	GOM_NL__2PRFIN20061211_084557_000000382053_00393_24996_6141.N1	11-DEC-2006 08:45:57	Twilight	37.500	169	46Gam Hya	2.9910	4700.0	75	24996	No
122	GOM_NL__2PRFIN20061211_084806_000000442053_00393_24996_6142.N1	11-DEC-2006 08:48:06	Dark	44.000	106	9Bet Crv	2.6480	5600.0	88	24996	No
123	GOM_NL__2PRFIN20061211_085324_000000352053_00393_24996_6143.N1	11-DEC-2006 08:53:24	Dark	35.000	64	Gam Cen	2.2000	10600.	70	24996	No
124	GOM_NL__2PRFIN20061211_085522_000000392053_00394_24997_6262.N1	11-DEC-2006 08:55:22	Dark	39.000	26	Gam Cru	1.6240	2900.0	78	24997	No
125	GOM_NL__2PRFIN20061211_085833_000000382053_00394_24997_6263.N1	11-DEC-2006 08:58:33	Dark	37.500	113	Mu Vel	2.6920	5000.0	75	24997	No
126	GOM_NL__2PRFIN20061211_090125_000000332053_00394_24997_6264.N1	11-DEC-2006 09:01:25	Dark	32.500	159	Ups Car	2.9200	7200.0	65	24997	No
127	GOM_NL__2PRFIN20061211_090711_000000412053_00394_24997_6265.N1	11-DEC-2006 09:07:11	Dark	40.500	34	Gam2Vel	1.7930	23000.	81	24997	No
128	GOM_NL__2PRFIN20061211_090941_000000342053_00394_24997_6266.N1	11-DEC-2006 09:09:41	Dark	33.500	2	Alp Car	-0.73600	7000.0	67	24997	No
129	GOM_NL__2PRFIN20061211_091550_000000362053_00394_24997_6267.N1	11-DEC-2006 09:15:50	Straylight	36.000	108	Alp Col	2.6520	15200.	72	24997	No
130	GOM_NL__2PRFIN20061211_092101_000000412053_00394_24997_6268.N1	11-DEC-2006 09:21:01	Straylight	40.500	101	11Alp Lep	2.5820	7000.0	81	24997	No
131	GOM_NL__2PRFIN20061211_092413_000000512053_00394_24997_6269.N1	11-DEC-2006 09:24:13	Straylight	50.500	7	19Bet Ori	0.10000	14000.	101	24997	No
132	GOM_NL__2PRFIN20061211_093143_000000442053_00394_24997_6270.N1	11-DEC-2006 09:31:43	Tw_i_and_stray	44.000	13	87Alp Tau	0.86700	3800.0	88	24997	No
133	GOM_NL__2PRFIN20061211_093343_000000302053_00394_24997_6271.N1	11-DEC-2006 09:33:43	Bright	29.500	146	25Eta Tau	2.8730	15200.	59	24997	No
134	GOM_NL__2PRFIN20061211_093556_000000312053_00394_24997_6272.N1	11-DEC-2006 09:35:56	Bright	30.500	150	44Zet Per	2.8900	28000.	61	24997	No
135	GOM_NL__2PRFIN20061211_093816_000000292053_00394_24997_6273.N1	11-DEC-2006 09:38:16	Bright	29.000	149	45Eps Per	2.8880	30000.	58	24997	No
136	GOM_NL__2PRFIN20061211_094025_000000302053_00394_24997_6274.N1	11-DEC-2006 09:40:25	Bright	29.500	175	39Del Per	3.0100	19400.	59	24997	No
137	GOM_NL__2PRFIN20061211_095206_000000282053_00394_24997_6275.N1	11-DEC-2006 09:52:06	Bright	27.500	49	1Alp UMi	1.9900	6300.0	55	24997	No
138	GOM_NL__2PRFIN20061211_095650_000000312053_00394_24997_6276.N1	11-DEC-2006 09:56:50	Bright	31.000	60	7Bet UMi	2.0810	3950.0	62	24997	No
139	GOM_NL__2PRFIN20061211_100141_000000352053_00394_24997_6277.N1	11-DEC-2006 10:01:41	Bright	35.000	32	77Eps UMa	1.7630	11000.	70	24997	No
140	GOM_NL__2PRFIN20061211_100405_000000322053_00394_24997_6278.N1	11-DEC-2006 10:04:05	Bright	31.500	39	85Eta UMa	1.8540	24000.	63	24997	No
141	GOM_NL__2PRFIN20061211_100716_000000292053_00394_24997_6279.N1	11-DEC-2006 10:07:16	Bright	29.000	180	27Gam Boo	3.0400	8000.0	58	24997	No
142	GOM_NL__2PRFIN20061211_101023_000000292053_00394_24997_6280.N1	11-DEC-2006 10:10:23	Bright	29.000	83		2.3780	11000.	58	24997	No
143	GOM_NL__2PRFIN20061211_101334_000000312053_00394_24997_6281.N1	11-DEC-2006 10:13:34	Bright	31.000	111	8Eta Boo	2.6800	6000.0	62	24997	No
144	GOM_NL__2PRFIN20061211_102305_000000412053_00394_24997_6282.N1	11-DEC-2006 10:23:05	Tw_i_and_stray	40.500	15	67Alp Vir	0.97600	28000.	81	24997	No
145	GOM_NL__2PRFIN20061211_102634_000000382053_00394_24997_6283.N1	11-DEC-2006 10:26:34	Twilight	37.500	169	46Gam Hya	2.9910	4700.0	75	24997	No
146	GOM_NL__2PRFIN20061211_102843_000000422053_00394_24997_6284.N1	11-DEC-2006 10:28:43	Dark	42.000	106	9Bet Crv	2.6480	5600.0	84	24997	No
147	GOM_NL__2PRFIN20061211_103400_000000352053_00394_24997_6285.N1	11-DEC-2006 10:34:00	Dark	35.000	64	Gam Cen	2.2000	10600.	70	24997	No
148	GOM_NL__2PRFIN20061211_103558_000000422053_00395_24998_6427.N1	11-DEC-2006 10:35:58	Dark	41.500	26	Gam Cru	1.6240	2900.0	83	24998	No
149	GOM_NL__2PRFIN20061211_103910_000000392053_00395_24998_6428.N1	11-DEC-2006 10:39:10	Dark	38.500	113	Mu Vel	2.6920	5000.0	77	24998	No
150	GOM_NL__2PRFIN20061211_104201_000000342053_00395_24998_6429.N1	11-DEC-2006 10:42:01	Dark	33.500	159	Ups Car	2.9200	7200.0	67	24998	No
151	GOM_NL__2PRFIN20061211_104314_000000352053_00395_24998_6430.N1	11-DEC-2006 10:43:14	Dark	35.000	71	lot Car	2.2460	7700.0	70	24998	No
152	GOM_NL__2PRFIN20061211_104748_000000402053_00395_24998_6431.N1	11-DEC-2006 10:47:48	Dark	40.000	34	Gam2Vel	1.7930	23000.	80	24998	No
153	GOM_NL__2PRFIN20061211_105017_000000382053_00395_24998_6432.N1	11-DEC-2006 10:50:17	Dark	38.000	2	Alp Car	-0.73600	7000.0	76	24998	No
154	GOM_NL__2PRFIN20061211_105626_000000352053_00395_24998_6433.N1	11-DEC-2006 10:56:26	Straylight	34.500	108	Alp Col	2.6520	15200.	69	24998	No
155	GOM_NL__2PRFIN20061211_110137_000000412053_00395_24998_6434.N1	11-DEC-2006 11:01:37	Straylight	40.500	101	11Alp Lep	2.5820	7000.0	81	24998	No
156	GOM_NL__2PRFIN20061211_110449_000000462053_00395_24998_6435.N1	11-DEC-2006 11:04:49	Straylight	45.500	7	19Bet Ori	0.10000	14000.	91	24998	No
157	GOM_NL__2PRFIN20061211_111219_000000422053_00395_24998_6436.N1	11-DEC-2006 11:12:19	Tw_i_and_stray	42.000	13	87Alp Tau	0.86700	3800.0	84	24998	No
158	GOM_NL__2PRFIN20061211_111419_000000302053_00395_24998_6437.N1	11-DEC-2006 11:14:19	Bright	30.000	146	25Eta Tau	2.8730	15200.	60	24998	No
159	GOM_NL__2PRFIN20061211_111632_000000312053_00395_24998_6438.N1	11-DEC-2006 11:16:32	Bright	31.000	150	44Zet Per	2.8900	28000.	62	24998	No
160	GOM_NL__2PRFIN20061211_111852_000000302053_00395_24998_6439.N1	11-DEC-2006 11:18:52	Bright	30.000	149	45Eps Per	2.8880	30000.	60	24998	No

161	GOM_NL__2PRFIN20061211_112101_000000292053_00395_24998_6440.N1	11-DEC-2006 11:21:01	Bright	29.000	175	39Del Per	3.0100	19400.	58	24998	No
162	GOM_NL__2PRFIN20061211_113242_000000282053_00395_24998_6441.N1	11-DEC-2006 11:32:42	Bright	27.500	49	1Alp UMi	1.9900	6300.0	55	24998	No
163	GOM_NL__2PRFIN20061211_113725_000000472053_00395_24998_6442.N1	11-DEC-2006 11:37:25	Bright	47.000	60	7Bet UMi	2.0810	3950.0	94	24998	No
164	GOM_NL__2PRFIN20061211_114217_000000362053_00395_24998_6443.N1	11-DEC-2006 11:42:17	Bright	35.500	32	77Eps UMa	1.7630	11000.	71	24998	No
165	GOM_NL__2PRFIN20061211_114441_000000332053_00395_24998_6444.N1	11-DEC-2006 11:44:41	Bright	32.500	39	85Eta UMa	1.8540	24000.	65	24998	No
166	GOM_NL__2PRFIN20061211_114751_000000302053_00395_24998_6445.N1	11-DEC-2006 11:47:51	Bright	30.000	180	27Gam Boo	3.0400	8000.0	60	24998	No
167	GOM_NL__2PRFIN20061211_115059_000000302053_00395_24998_6446.N1	11-DEC-2006 11:50:59	Bright	29.500	83		2.3780	11000.	59	24998	No
168	GOM_NL__2PRFIN20061211_115411_000000322053_00395_24998_6447.N1	11-DEC-2006 11:54:11	Bright	32.000	111	8Eta Boo	2.6800	6000.0	64	24998	No
169	GOM_NL__2PRFIN20061211_120342_000000432053_00395_24998_6448.N1	11-DEC-2006 12:03:42	Twilight	43.000	15	67Alp Vir	0.97600	28000.	86	24998	No
170	GOM_NL__2PRFIN20061211_120710_000000372053_00395_24998_6449.N1	11-DEC-2006 12:07:10	Twilight	36.500	169	46Gam Hya	2.9910	4700.0	73	24998	No
171	GOM_NL__2PRFIN20061211_120920_000000432053_00395_24998_6450.N1	11-DEC-2006 12:09:20	Dark	43.000	106	9Bet Crv	2.6480	5600.0	86	24998	No
172	GOM_NL__2PRFIN20061211_121437_000000372053_00395_24998_6451.N1	11-DEC-2006 12:14:37	Dark	37.000	64	Gam Cen	2.2000	10600.	74	24998	No
173	GOM_NL__2PRFIN20061211_121634_000000442053_00396_24999_6549.N1	11-DEC-2006 12:16:34	Dark	43.500	26	Gam Cru	1.6240	2900.0	87	24999	No
174	GOM_NL__2PRFIN20061211_121947_000000392053_00396_24999_6550.N1	11-DEC-2006 12:19:47	Dark	38.500	113	Mu Vel	2.6920	5000.0	77	24999	No
175	GOM_NL__2PRFIN20061211_122237_000000332053_00396_24999_6551.N1	11-DEC-2006 12:22:37	Dark	33.000	159	Ups Car	2.9200	7200.0	66	24999	No
176	GOM_NL__2PRFIN20061211_122351_000000362053_00396_24999_6552.N1	11-DEC-2006 12:23:51	Dark	35.500	71	Iot Car	2.2460	7700.0	71	24999	No
177	GOM_NL__2PRFIN20061211_122824_000000402053_00396_24999_6553.N1	11-DEC-2006 12:28:24	Dark	40.000	34	Gam2Vel	1.7930	23000.	80	24999	No
178	GOM_NL__2PRFIN20061211_123054_000000422053_00396_24999_6554.N1	11-DEC-2006 12:30:54	Dark	41.500	2	Alp Car	-0.73600	7000.0	83	24999	No
179	GOM_NL__2PRFIN20061211_123703_000000382053_00396_24999_6555.N1	11-DEC-2006 12:37:03	Straylight	37.500	108	Alp Col	2.6520	15200.	75	24999	No
180	GOM_NL__2PRFIN20061211_124213_000000422053_00396_24999_6556.N1	11-DEC-2006 12:42:13	Straylight	42.000	101	11Alp Lep	2.5820	7000.0	84	24999	No
181	GOM_NL__2PRFIN20061211_124525_000000462053_00396_24999_6557.N1	11-DEC-2006 12:45:25	Straylight	46.000	7	19Bet Ori	0.10000	14000.	92	24999	No
182	GOM_NL__2PRFIN20061211_125254_000000442053_00396_24999_6558.N1	11-DEC-2006 12:52:54	Twilight	44.000	13	87Alp Tau	0.86700	3800.0	88	24999	No
183	GOM_NL__2PRFIN20061211_125455_000000302053_00396_24999_6559.N1	11-DEC-2006 12:54:55	Bright	29.500	146	25Eta Tau	2.8730	15200.	59	24999	No
184	GOM_NL__2PRFIN20061211_125708_000000322053_00396_24999_6560.N1	11-DEC-2006 12:57:08	Bright	31.500	150	44Zet Per	2.8900	28000.	63	24999	No
185	GOM_NL__2PRFIN20061211_125928_000000312053_00396_24999_6561.N1	11-DEC-2006 12:59:28	Bright	30.500	149	45Eps Per	2.8880	30000.	61	24999	No
186	GOM_NL__2PRFIN20061211_130137_000000292053_00396_24999_6562.N1	11-DEC-2006 13:01:37	Bright	29.000	175	39Del Per	3.0100	19400.	58	24999	No
187	GOM_NL__2PRFIN20061211_131318_000000292053_00396_24999_6563.N1	11-DEC-2006 13:13:18	Bright	28.500	49	1Alp UMi	1.9900	6300.0	57	24999	No
188	GOM_NL__2PRFIN20061211_131802_000000282053_00396_24999_6564.N1	11-DEC-2006 13:18:02	Bright	27.500	60	7Bet UMi	2.0810	3950.0	55	24999	No
189	GOM_NL__2PRFIN20061211_132252_000000332053_00396_24999_6565.N1	11-DEC-2006 13:22:52	Bright	33.000	32	77Eps UMa	1.7630	11000.	66	24999	No
190	GOM_NL__2PRFIN20061211_132516_000000502053_00396_24999_6566.N1	11-DEC-2006 13:25:16	Bright	50.000	39	85Eta UMa	1.8540	24000.	100	24999	No
191	GOM_NL__2PRFIN20061211_132828_000000292053_00396_24999_6567.N1	11-DEC-2006 13:28:28	Bright	29.000	180	27Gam Boo	3.0400	8000.0	58	24999	No
192	GOM_NL__2PRFIN20061211_133135_000000302053_00396_24999_6568.N1	11-DEC-2006 13:31:35	Bright	30.000	83		2.3780	11000.	60	24999	No
193	GOM_NL__2PRFIN20061211_133447_000000342053_00396_24999_6569.N1	11-DEC-2006 13:34:47	Bright	33.500	111	8Eta Boo	2.6800	6000.0	67	24999	No
194	GOM_NL__2PRFIN20061211_134418_000000432053_00396_24999_6570.N1	11-DEC-2006 13:44:18	Twilight	42.500	15	67Alp Vir	0.97600	28000.	85	24999	No
195	GOM_NL__2PRFIN20061211_134747_000000382053_00396_24999_6571.N1	11-DEC-2006 13:47:47	Twilight	37.500	169	46Gam Hya	2.9910	4700.0	75	24999	No
196	GOM_NL__2PRFIN20061211_134956_000000442053_00396_24999_6572.N1	11-DEC-2006 13:49:56	Dark	43.500	106	9Bet Crv	2.6480	5600.0	87	24999	No
197	GOM_NL__2PRFIN20061211_135513_000000352053_00396_24999_6573.N1	11-DEC-2006 13:55:13	Dark	34.500	64	Gam Cen	2.2000	10600.	69	24999	No
198	GOM_NL__2PRFIN20061211_135711_000000392053_00397_25000_6649.N1	11-DEC-2006 13:57:11	Dark	39.000	26	Gam Cru	1.6240	2900.0	78	25000	No
199	GOM_NL__2PRFIN20061211_140023_000000382053_00397_25000_6650.N1	11-DEC-2006 14:00:23	Dark	37.500	113	Mu Vel	2.6920	5000.0	75	25000	No
200	GOM_NL__2PRFIN20061211_140314_000000332053_00397_25000_6651.N1	11-DEC-2006 14:03:14	Dark	33.000	159	Ups Car	2.9200	7200.0	66	25000	No
201	GOM_NL__2PRFIN20061211_140428_000000362053_00397_25000_6652.N1	11-DEC-2006 14:04:28	Dark	35.500	71	Iot Car	2.2460	7700.0	71	25000	No
202	GOM_NL__2PRFIN20061211_140901_000000402053_00397_25000_6653.N1	11-DEC-2006 14:09:01	Dark	40.000	34	Gam2Vel	1.7930	23000.	80	25000	No
203	GOM_NL__2PRFIN20061211_141130_000000452053_00397_25000_6654.N1	11-DEC-2006 14:11:30	Dark	44.500	2	Alp Car	-0.73600	7000.0	89	25000	No
204	GOM_NL__2PRFIN20061211_141739_000000372053_00397_25000_6655.N1	11-DEC-2006 14:17:39	Straylight	36.500	108	Alp Col	2.6520	15200.	73	25000	No
205	GOM_NL__2PRFIN20061211_142249_000000402053_00397_25000_6656.N1	11-DEC-2006 14:22:49	Straylight	39.500	101	11Alp Lep	2.5820	7000.0	79	25000	No
206	GOM_NL__2PRFIN20061211_142601_000000502053_00397_25000_6657.N1	11-DEC-2006 14:26:01	Straylight	50.000	7	19Bet Ori	0.10000	14000.	100	25000	No
207	GOM_NL__2PRFIN20061211_143330_000000502053_00397_25000_6658.N1	11-DEC-2006 14:33:30	Twilight	50.000	13	87Alp Tau	0.86700	3800.0	100	25000	No
208	GOM_NL__2PRFIN20061211_144003_000000292053_00397_25000_6659.N1	11-DEC-2006 14:40:03	Bright	29.000	149	45Eps Per	2.8880	30000.	58	25000	No
209	GOM_NL__2PRFIN20061211_144212_000000282053_00397_25000_6660.N1	11-DEC-2006 14:42:12	Bright	28.000	175	39Del Per	3.0100	19400.	56	25000	No
210	GOM_NL__2PRFIN20061211_145354_000000292053_00397_25000_6661.N1	11-DEC-2006 14:53:54	Bright	29.000	49	1Alp UMi	1.9900	6300.0	58	25000	No
211	GOM_NL__2PRFIN20061211_145837_000000312053_00397_25000_6662.N1	11-DEC-2006 14:58:37	Bright	31.000	60	7Bet UMi	2.0810	3950.0	62	25000	No
212	GOM_NL__2PRFIN20061211_150328_000000332053_00397_25000_6663.N1	11-DEC-2006 15:03:28	Bright	32.500	32	77Eps UMa	1.7630	11000.	65	25000	No
213	GOM_NL__2PRFIN20061211_150553_000000322053_00397_25000_6664.N1	11-DEC-2006 15:05:53	Bright	31.500	39	85Eta UMa	1.8540	24000.	63	25000	No
214	GOM_NL__2PRFIN20061211_150903_000000292053_00397_25000_6665.N1	11-DEC-2006 15:09:03	Bright	29.000	180	27Gam Boo	3.0400	8000.0	58	25000	No
215	GOM_NL__2PRFIN20061211_151211_000000302053_00397_25000_6666.N1	11-DEC-2006 15:12:11	Bright	29.500	83		2.3780	11000.	59	25000	No
216	GOM_NL__2PRFIN20061211_151523_000000512053_00397_25000_6667.N1	11-DEC-2006 15:15:23	Bright	51.000	111	8Eta Boo	2.6800	6000.0	102	25000	No
217	GOM_NL__2PRFIN20061211_152455_000000432053_00397_25000_6668.N1	11-DEC-2006 15:24:55	Twilight	42.500	15	67Alp Vir	0.97600	28000.	85	25000	No
218	GOM_NL__2PRFIN20061211_152823_000000362053_00397_25000_6669.N1	11-DEC-2006 15:28:23	Twilight	35.500	169	46Gam Hya	2.9910	4700.0	71	25000	No
219	GOM_NL__2PRFIN20061211_153033_000000452053_00397_25000_6670.N1	11-DEC-2006 15:30:33	Dark	44.500	106	9Bet Crv	2.6480	5600.0	89	25000	No

220	GOM_NL__2PRFIN20061211_153550_000000362053_00397_25000_6671.N1	11-DEC-2006 15:35:50	Dark	35.500	64	Gam Cen	2.2000	10600.	71	25000	No
221	GOM_NL__2PRFIN20061211_154100_000000392053_00398_25001_6679.N1	11-DEC-2006 15:41:00	Dark	39.000	113	Mu Vel	2.6920	5000.0	78	25001	No
222	GOM_NL__2PRFIN20061211_154350_000000332053_00398_25001_6680.N1	11-DEC-2006 15:43:50	Dark	32.500	159	Ups Car	2.9200	7200.0	65	25001	No
223	GOM_NL__2PRFIN20061211_154504_000000362053_00398_25001_6681.N1	11-DEC-2006 15:45:04	Dark	35.500	71	Iot Car	2.2460	7700.0	71	25001	No
224	GOM_NL__2PRFIN20061211_154938_000000392053_00398_25001_6682.N1	11-DEC-2006 15:49:38	Dark	39.000	34	Gam2Vel	1.7930	23000.	78	25001	No
225	GOM_NL__2PRFIN20061211_155206_000000422053_00398_25001_6683.N1	11-DEC-2006 15:52:06	Dark	41.500	2	Alp Car	-0.73600	7000.0	83	25001	No
226	GOM_NL__2PRFIN20061211_155815_000000372053_00398_25001_6684.N1	11-DEC-2006 15:58:15	Straylight	36.500	108	Alp Col	2.6520	15200.	73	25001	No
227	GOM_NL__2PRFIN20061211_160325_000000402053_00398_25001_6685.N1	11-DEC-2006 16:03:25	Straylight	40.000	101	11Alp Lep	2.5820	7000.0	80	25001	No
228	GOM_NL__2PRFIN20061211_160637_000000472053_00398_25001_6686.N1	11-DEC-2006 16:06:37	Straylight	46.500	7	19Bet Ori	0.10000	14000.	93	25001	No
229	GOM_NL__2PRFIN20061211_161406_000000402053_00398_25001_6687.N1	11-DEC-2006 16:14:06	Tw_i_and_stray	40.000	13	87Alp Tau	0.86700	3800.0	80	25001	No
230	GOM_NL__2PRFIN20061211_162040_000000292053_00398_25001_6688.N1	11-DEC-2006 16:20:40	Bright	28.500	149	45Eps Per	2.8880	30000.	57	25001	No
231	GOM_NL__2PRFIN20061211_162248_000000292053_00398_25001_6689.N1	11-DEC-2006 16:22:48	Bright	28.500	175	39Del Per	3.0100	19400.	57	25001	No
232	GOM_NL__2PRFIN20061211_163430_000000312053_00398_25001_6690.N1	11-DEC-2006 16:34:30	Bright	30.500	49	1Alp UMi	1.9900	6300.0	61	25001	No
233	GOM_NL__2PRFIN20061211_163913_000000312053_00398_25001_6691.N1	11-DEC-2006 16:39:13	Bright	30.500	60	7Bet UMi	2.0810	3950.0	61	25001	No
234	GOM_NL__2PRFIN20061211_164404_000000332053_00398_25001_6692.N1	11-DEC-2006 16:44:04	Bright	33.000	32	77Eps UMa	1.7630	11000.	66	25001	No
235	GOM_NL__2PRFIN20061211_164628_000000312053_00398_25001_6693.N1	11-DEC-2006 16:46:28	Bright	31.000	39	85Eta UMa	1.8540	24000.	62	25001	No
236	GOM_NL__2PRFIN20061211_165247_000000302053_00398_25001_6694.N1	11-DEC-2006 16:52:47	Bright	30.000	83		2.3780	11000.	60	25001	No
237	GOM_NL__2PRFIN20061211_165559_000000332053_00398_25001_6695.N1	11-DEC-2006 16:55:59	Bright	32.500	111	8Eta Boo	2.6800	6000.0	65	25001	No
238	GOM_NL__2PRFIN20061211_170531_000000412053_00398_25001_6696.N1	11-DEC-2006 17:05:31	Tw_i_and_stray	40.500	15	67Alp Vir	0.97600	28000.	81	25001	No
239	GOM_NL__2PRFIN20061211_170900_000000382053_00398_25001_6697.N1	11-DEC-2006 17:09:00	Twilight	38.000	169	46Gam Hya	2.9910	4700.0	76	25001	No
240	GOM_NL__2PRFIN20061211_171110_000000402053_00398_25001_6698.N1	11-DEC-2006 17:11:10	Dark	40.000	106	9Bet Crv	2.6480	5600.0	80	25001	No
241	GOM_NL__2PRFIN20061211_171626_000000372053_00398_25001_6699.N1	11-DEC-2006 17:16:26	Dark	37.000	64	Gam Cen	2.2000	10600.	74	25001	No
242	GOM_NL__2PRFIN20061211_172137_000000372053_00399_25002_6788.N1	11-DEC-2006 17:21:37	Dark	37.000	113	Mu Vel	2.6920	5000.0	74	25002	No
243	GOM_NL__2PRFIN20061211_172427_000000322053_00399_25002_6789.N1	11-DEC-2006 17:24:27	Dark	31.500	159	Ups Car	2.9200	7200.0	63	25002	No
244	GOM_NL__2PRFIN20061211_172541_000000352053_00399_25002_6790.N1	11-DEC-2006 17:25:41	Dark	34.500	71	Iot Car	2.2460	7700.0	69	25002	No
245	GOM_NL__2PRFIN20061211_173014_000000412053_00399_25002_6791.N1	11-DEC-2006 17:30:14	Dark	41.000	34	Gam2Vel	1.7930	23000.	82	25002	No
246	GOM_NL__2PRFIN20061211_173243_000000462053_00399_25002_6792.N1	11-DEC-2006 17:32:43	Dark	46.000	2	Alp Car	-0.73600	7000.0	92	25002	No
247	GOM_NL__2PRFIN20061211_173851_000000362053_00399_25002_6793.N1	11-DEC-2006 17:38:51	Straylight	36.000	108	Alp Col	2.6520	15200.	72	25002	No
248	GOM_NL__2PRFIN20061211_174401_000000412053_00399_25002_6794.N1	11-DEC-2006 17:44:01	Straylight	40.500	101	11Alp Lep	2.5820	7000.0	81	25002	No
249	GOM_NL__2PRFIN20061211_174713_000000472053_00399_25002_6795.N1	11-DEC-2006 17:47:13	Straylight	47.000	7	19Bet Ori	0.10000	14000.	94	25002	No
250	GOM_NL__2PRFIN20061211_175441_000000452053_00399_25002_6796.N1	11-DEC-2006 17:54:41	Tw_i_and_stray	45.000	13	87Alp Tau	0.86700	3800.0	90	25002	No
251	GOM_NL__2PRFIN20061211_175643_000000312053_00399_25002_6797.N1	11-DEC-2006 17:56:43	Bright	30.500	146	25Eta Tau	2.8730	15200.	61	25002	No
252	GOM_NL__2PRFIN20061211_175855_000000302053_00399_25002_6798.N1	11-DEC-2006 17:58:55	Bright	30.000	150	44Zet Per	2.8900	28000.	60	25002	No
253	GOM_NL__2PRFIN20061211_180116_000000282053_00399_25002_6799.N1	11-DEC-2006 18:01:16	Bright	28.000	149	45Eps Per	2.8880	30000.	56	25002	No
254	GOM_NL__2PRFIN20061211_180324_000000292053_00399_25002_6800.N1	11-DEC-2006 18:03:24	Bright	29.000	175	39Del Per	3.0100	19400.	58	25002	No
255	GOM_NL__2PRFIN20061211_181506_000000302053_00399_25002_6801.N1	11-DEC-2006 18:15:06	Bright	29.500	49	1Alp UMi	1.9900	6300.0	59	25002	No
256	GOM_NL__2PRFIN20061211_181949_000000302053_00399_25002_6802.N1	11-DEC-2006 18:19:49	Bright	30.000	60	7Bet UMi	2.0810	3950.0	60	25002	No
257	GOM_NL__2PRFIN20061211_182440_000000322053_00399_25002_6803.N1	11-DEC-2006 18:24:40	Bright	31.500	32	77Eps UMa	1.7630	11000.	63	25002	No
258	GOM_NL__2PRFIN20061211_182704_000000292053_00399_25002_6804.N1	11-DEC-2006 18:27:04	Bright	29.000	39	85Eta UMa	1.8540	24000.	58	25002	No
259	GOM_NL__2PRFIN20061211_183016_000000292053_00399_25002_6805.N1	11-DEC-2006 18:30:16	Bright	29.000	180	27Gam Boo	3.0400	8000.0	58	25002	No
260	GOM_NL__2PRFIN20061211_183323_000000302053_00399_25002_6806.N1	11-DEC-2006 18:33:23	Bright	30.000	83		2.3780	11000.	60	25002	No
261	GOM_NL__2PRFIN20061211_183636_000000322053_00399_25002_6807.N1	11-DEC-2006 18:36:36	Bright	31.500	111	8Eta Boo	2.6800	6000.0	63	25002	No
262	GOM_NL__2PRFIN20061211_184608_000000452053_00399_25002_6808.N1	11-DEC-2006 18:46:08	Tw_i_and_stray	45.000	15	67Alp Vir	0.97600	28000.	90	25002	No
263	GOM_NL__2PRFIN20061211_184937_000000372053_00399_25002_6809.N1	11-DEC-2006 18:49:37	Twilight	36.500	169	46Gam Hya	2.9910	4700.0	73	25002	No
264	GOM_NL__2PRFIN20061211_185147_000000422053_00399_25002_6810.N1	11-DEC-2006 18:51:47	Dark	41.500	106	9Bet Crv	2.6480	5600.0	83	25002	No
265	GOM_NL__2PRFIN20061211_185703_000000352053_00399_25002_6811.N1	11-DEC-2006 18:57:03	Dark	34.500	64	Gam Cen	2.2000	10600.	69	25002	No
266	GOM_NL__2PRFIN20061211_185900_000000422053_00400_25003_6899.N1	11-DEC-2006 18:59:00	Dark	42.000	26	Gam Cru	1.6240	2900.0	84	25003	No
267	GOM_NL__2PRFIN20061211_190214_000000392053_00400_25003_6900.N1	11-DEC-2006 19:02:14	Dark	38.500	113	Mu Vel	2.6920	5000.0	77	25003	No
268	GOM_NL__2PRFIN20061211_190503_000000342053_00400_25003_6901.N1	11-DEC-2006 19:05:03	Dark	33.500	159	Ups Car	2.9200	7200.0	67	25003	No
269	GOM_NL__2PRFIN20061211_190617_000000362053_00400_25003_6902.N1	11-DEC-2006 19:06:17	Dark	35.500	71	Iot Car	2.2460	7700.0	71	25003	No
270	GOM_NL__2PRFIN20061211_191051_000000402053_00400_25003_6903.N1	11-DEC-2006 19:10:51	Dark	40.000	34	Gam2Vel	1.7930	23000.	80	25003	No
271	GOM_NL__2PRFIN20061211_191319_000000502053_00400_25003_6904.N1	11-DEC-2006 19:13:19	Dark	49.500	2	Alp Car	-0.73600	7000.0	99	25003	No
272	GOM_NL__2PRFIN20061211_191928_000000362053_00400_25003_6905.N1	11-DEC-2006 19:19:28	Straylight	36.000	108	Alp Col	2.6520	15200.	72	25003	No
273	GOM_NL__2PRFIN20061211_192438_000000422053_00400_25003_6906.N1	11-DEC-2006 19:24:38	Straylight	41.500	101	11Alp Lep	2.5820	7000.0	83	25003	No
274	GOM_NL__2PRFIN20061211_192749_000000442053_00400_25003_6907.N1	11-DEC-2006 19:27:49	Straylight	43.500	7	19Bet Ori	0.10000	14000.	87	25003	No
275	GOM_NL__2PRFIN20061211_193517_000000482053_00400_25003_6908.N1	11-DEC-2006 19:35:17	Tw_i_and_stray	47.500	13	87Alp Tau	0.86700	3800.0	95	25003	No
276	GOM_NL__2PRFIN20061211_193719_000000312053_00400_25003_6909.N1	11-DEC-2006 19:37:19	Bright	30.500	146	25Eta Tau	2.8730	15200.	61	25003	No
277	GOM_NL__2PRFIN20061211_193931_000000292053_00400_25003_6910.N1	11-DEC-2006 19:39:31	Bright	29.000	150	44Zet Per	2.8900	28000.	58	25003	No
278	GOM_NL__2PRFIN20061211_194151_000000302053_00400_25003_6911.N1	11-DEC-2006 19:41:51	Bright	29.500	149	45Eps Per	2.8880	30000.	59	25003	No

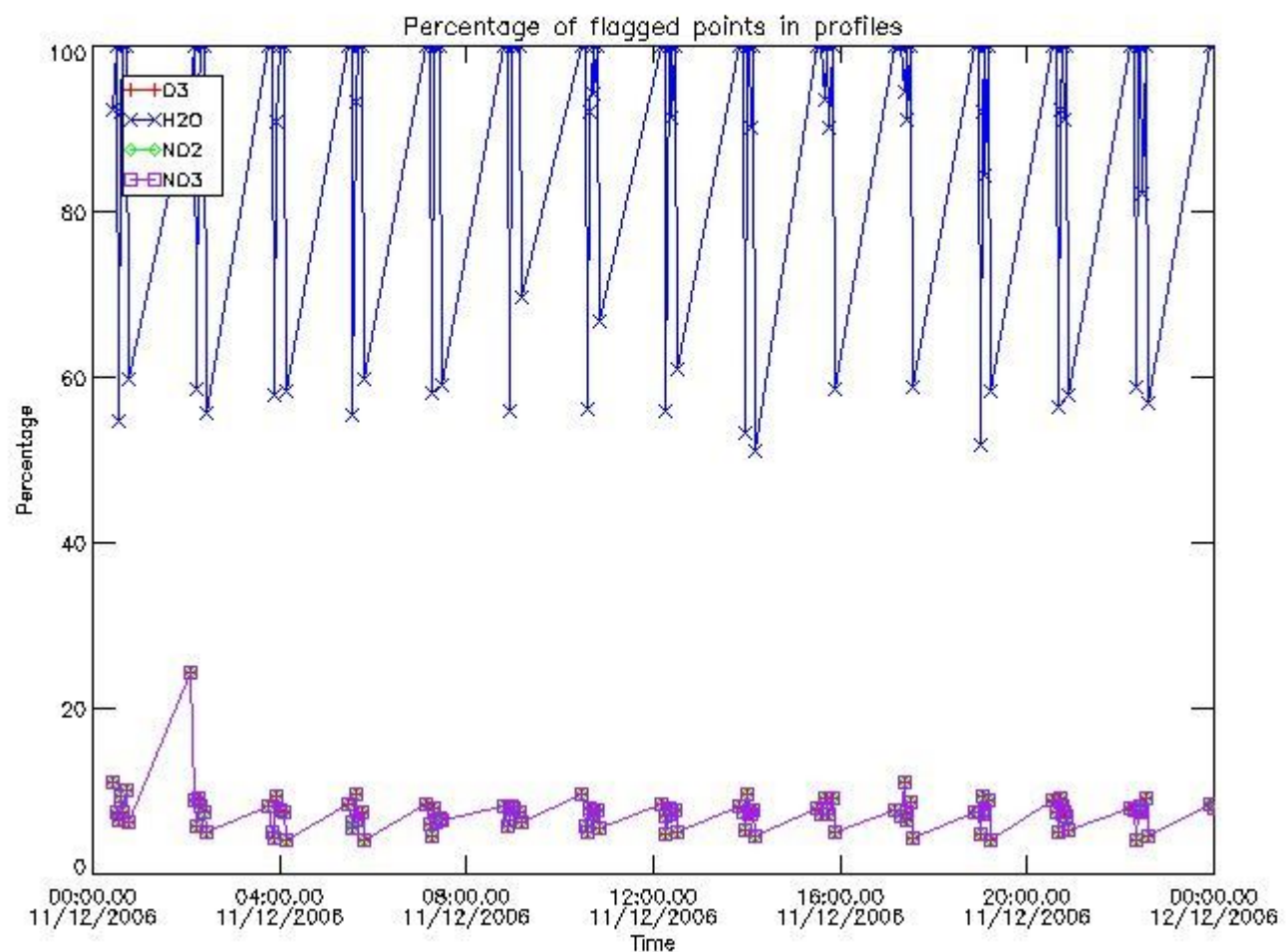
279	GOM_NL__2PRFIN20061211_194401_000000292053_00400_25003_6912.N1	11-DEC-2006 19:44:01	Bright	29.000	175	39Del Per	3.0100	19400.	58	25003	No
280	GOM_NL__2PRFIN20061211_195542_000000302053_00400_25003_6913.N1	11-DEC-2006 19:55:42	Bright	30.000	49	1Alp UMi	1.9900	6300.0	60	25003	No
281	GOM_NL__2PRFIN20061211_200025_000000282053_00400_25003_6914.N1	11-DEC-2006 20:00:25	Bright	27.500	60	7Bet UMi	2.0810	3950.0	55	25003	No
282	GOM_NL__2PRFIN20061211_200516_000000362053_00400_25003_6915.N1	11-DEC-2006 20:05:16	Bright	36.000	32	77Eps UMa	1.7630	11000.	72	25003	No
283	GOM_NL__2PRFIN20061211_200740_000000322053_00400_25003_6916.N1	11-DEC-2006 20:07:40	Bright	32.000	39	85Eta UMa	1.8540	24000.	64	25003	No
284	GOM_NL__2PRFIN20061211_201052_000000292053_00400_25003_6917.N1	11-DEC-2006 20:10:52	Bright	29.000	180	27Gam Boo	3.0400	8000.0	58	25003	No
285	GOM_NL__2PRFIN20061211_201400_000000292053_00400_25003_6918.N1	11-DEC-2006 20:14:00	Bright	28.500	83		2.3780	11000.	57	25003	No
286	GOM_NL__2PRFIN20061211_201712_000000512053_00400_25003_6919.N1	11-DEC-2006 20:17:12	Bright	51.000	111	8Eta Boo	2.6800	6000.0	102	25003	No
287	GOM_NL__2PRFIN20061211_202644_000000422053_00400_25003_6920.N1	11-DEC-2006 20:26:44	Twi_and_stray	41.500	15	67Alp Vir	0.97600	28000.	83	25003	No
288	GOM_NL__2PRFIN20061211_203013_000000362053_00400_25003_6921.N1	11-DEC-2006 20:30:13	Twilight	35.500	169	46Gam Hya	2.9910	4700.0	71	25003	No
289	GOM_NL__2PRFIN20061211_203224_000000412053_00400_25003_6922.N1	11-DEC-2006 20:32:24	Dark	40.500	106	9Bet Crv	2.6480	5600.0	81	25003	No
290	GOM_NL__2PRFIN20061211_203739_000000342053_00400_25003_6923.N1	11-DEC-2006 20:37:39	Dark	34.000	64	Gam Cen	2.2000	10600.	68	25003	No
291	GOM_NL__2PRFIN20061211_203936_000000412053_00401_25004_6905.N1	11-DEC-2006 20:39:36	Dark	40.500	26	Gam Cru	1.6240	2900.0	81	25004	No
292	GOM_NL__2PRFIN20061211_204251_000000402053_00401_25004_6906.N1	11-DEC-2006 20:42:51	Dark	39.500	113	Mu Vel	2.6920	5000.0	79	25004	No
293	GOM_NL__2PRFIN20061211_204540_000000322053_00401_25004_6907.N1	11-DEC-2006 20:45:40	Dark	31.500	159	Ups Car	2.9200	7200.0	63	25004	No
294	GOM_NL__2PRFIN20061211_204654_000000352053_00401_25004_6908.N1	11-DEC-2006 20:46:54	Dark	34.500	71	lot Car	2.2460	7700.0	69	25004	No
295	GOM_NL__2PRFIN20061211_205128_000000442053_00401_25004_6909.N1	11-DEC-2006 20:51:28	Dark	44.000	34	Gam2Vel	1.7930	23000.	88	25004	No
296	GOM_NL__2PRFIN20061211_205355_000000402053_00401_25004_6910.N1	11-DEC-2006 20:53:55	Dark	39.500	2	Alp Car	-0.73600	7000.0	79	25004	No
297	GOM_NL__2PRFIN20061211_210004_000000362053_00401_25004_6911.N1	11-DEC-2006 21:00:04	Straylight	36.000	108	Alp Col	2.6520	15200.	72	25004	No
298	GOM_NL__2PRFIN20061211_210513_000000402053_00401_25004_6912.N1	11-DEC-2006 21:05:13	Straylight	39.500	101	11Alp Lep	2.5820	7000.0	79	25004	No
299	GOM_NL__2PRFIN20061211_210825_000000462053_00401_25004_6913.N1	11-DEC-2006 21:08:25	Straylight	46.000	7	19Bet Ori	0.10000	14000.	92	25004	No
300	GOM_NL__2PRFIN20061211_211553_000000442053_00401_25004_6914.N1	11-DEC-2006 21:15:53	Twi_and_stray	44.000	13	87Alp Tau	0.86700	3800.0	88	25004	No
301	GOM_NL__2PRFIN20061211_211754_000000302053_00401_25004_6915.N1	11-DEC-2006 21:17:54	Bright	30.000	146	25Eta Tau	2.8730	15200.	60	25004	No
302	GOM_NL__2PRFIN20061211_212007_000000302053_00401_25004_6916.N1	11-DEC-2006 21:20:07	Bright	29.500	150	44Zet Per	2.8900	28000.	59	25004	No
303	GOM_NL__2PRFIN20061211_212227_000000292053_00401_25004_6917.N1	11-DEC-2006 21:22:27	Bright	29.000	149	45Eps Per	2.8880	30000.	58	25004	No
304	GOM_NL__2PRFIN20061211_212436_000000302053_00401_25004_6918.N1	11-DEC-2006 21:24:36	Bright	29.500	175	39Del Per	3.0100	19400.	59	25004	No
305	GOM_NL__2PRFIN20061211_213618_000000292053_00401_25004_6919.N1	11-DEC-2006 21:36:18	Bright	28.500	49	1Alp UMi	1.9900	6300.0	57	25004	No
306	GOM_NL__2PRFIN20061211_214101_000000282053_00401_25004_6920.N1	11-DEC-2006 21:41:01	Bright	27.500	60	7Bet UMi	2.0810	3950.0	55	25004	No
307	GOM_NL__2PRFIN20061211_214551_000000372053_00401_25004_6921.N1	11-DEC-2006 21:45:51	Bright	36.500	32	77Eps UMa	1.7630	11000.	73	25004	No
308	GOM_NL__2PRFIN20061211_214816_000000312053_00401_25004_6922.N1	11-DEC-2006 21:48:16	Bright	31.000	39	85Eta UMa	1.8540	24000.	62	25004	No
309	GOM_NL__2PRFIN20061211_215128_000000312053_00401_25004_6923.N1	11-DEC-2006 21:51:28	Bright	31.000	180	27Gam Boo	3.0400	8000.0	62	25004	No
310	GOM_NL__2PRFIN20061211_215436_000000302053_00401_25004_6924.N1	11-DEC-2006 21:54:36	Bright	30.000	83		2.3780	11000.	60	25004	No
311	GOM_NL__2PRFIN20061211_215748_000000322053_00401_25004_6925.N1	11-DEC-2006 21:57:48	Bright	31.500	111	8Eta Boo	2.6800	6000.0	63	25004	No
312	GOM_NL__2PRFIN20061211_220721_000000502053_00401_25004_6926.N1	11-DEC-2006 22:07:21	Twi_and_stray	50.000	15	67Alp Vir	0.97600	28000.	100	25004	No
313	GOM_NL__2PRFIN20061211_221049_000000412053_00401_25004_6927.N1	11-DEC-2006 22:10:49	Twilight	40.500	169	46Gam Hya	2.9910	4700.0	81	25004	No
314	GOM_NL__2PRFIN20061211_221301_000000452053_00401_25004_6928.N1	11-DEC-2006 22:13:01	Dark	45.000	106	9Bet Crv	2.6480	5600.0	90	25004	No
315	GOM_NL__2PRFIN20061211_221815_000000332053_00401_25004_6929.N1	11-DEC-2006 22:18:15	Dark	33.000	64	Gam Cen	2.2000	10600.	66	25004	No
316	GOM_NL__2PRFIN20061211_222013_000000492053_00402_25005_6913.N1	11-DEC-2006 22:20:13	Dark	49.000	26	Gam Cru	1.6240	2900.0	98	25005	No
317	GOM_NL__2PRFIN20061211_222328_000000402053_00402_25005_6914.N1	11-DEC-2006 22:23:28	Dark	39.500	113	Mu Vel	2.6920	5000.0	79	25005	No
318	GOM_NL__2PRFIN20061211_222616_000000322053_00402_25005_6915.N1	11-DEC-2006 22:26:16	Dark	31.500	159	Ups Car	2.9200	7200.0	63	25005	No
319	GOM_NL__2PRFIN20061211_222730_000000342053_00402_25005_6916.N1	11-DEC-2006 22:27:30	Dark	34.000	71	lot Car	2.2460	7700.0	68	25005	No
320	GOM_NL__2PRFIN20061211_223204_000000402053_00402_25005_6917.N1	11-DEC-2006 22:32:04	Dark	39.500	34	Gam2Vel	1.7930	23000.	79	25005	No
321	GOM_NL__2PRFIN20061211_223432_000000452053_00402_25005_6918.N1	11-DEC-2006 22:34:32	Dark	44.500	2	Alp Car	-0.73600	7000.0	89	25005	No
322	GOM_NL__2PRFIN20061211_224040_000000342053_00402_25005_6919.N1	11-DEC-2006 22:40:40	Straylight	34.000	108	Alp Col	2.6520	15200.	68	25005	No
323	GOM_NL__2PRFIN20061211_224549_000000392053_00402_25005_6920.N1	11-DEC-2006 22:45:49	Straylight	38.500	101	11Alp Lep	2.5820	7000.0	77	25005	No
324	GOM_NL__2PRFIN20061211_224901_000000452053_00402_25005_6921.N1	11-DEC-2006 22:49:01	Straylight	45.000	7	19Bet Ori	0.10000	14000.	90	25005	No
325	GOM_NL__2PRFIN20061211_225629_000000482053_00402_25005_6922.N1	11-DEC-2006 22:56:29	Twi_and_stray	47.500	13	87Alp Tau	0.86700	3800.0	95	25005	No
326	GOM_NL__2PRFIN20061211_225830_000000292053_00402_25005_6923.N1	11-DEC-2006 22:58:30	Bright	29.000	146	25Eta Tau	2.8730	15200.	58	25005	No
327	GOM_NL__2PRFIN20061211_230043_000000312053_00402_25005_6924.N1	11-DEC-2006 23:00:43	Bright	30.500	150	44Zet Per	2.8900	28000.	61	25005	No
328	GOM_NL__2PRFIN20061211_230303_000000302053_00402_25005_6925.N1	11-DEC-2006 23:03:03	Bright	29.500	149	45Eps Per	2.8880	30000.	59	25005	No
329	GOM_NL__2PRFIN20061211_230512_000000282053_00402_25005_6926.N1	11-DEC-2006 23:05:12	Bright	28.000	175	39Del Per	3.0100	19400.	56	25005	No
330	GOM_NL__2PRFIN20061211_231654_000000302053_00402_25005_6927.N1	11-DEC-2006 23:16:54	Bright	29.500	49	1Alp UMi	1.9900	6300.0	59	25005	No
331	GOM_NL__2PRFIN20061211_232137_000000272053_00402_25005_6928.N1	11-DEC-2006 23:21:37	Bright	27.000	60	7Bet UMi	2.0810	3950.0	54	25005	No
332	GOM_NL__2PRFIN20061211_232627_000000362053_00402_25005_6929.N1	11-DEC-2006 23:26:27	Bright	36.000	32	77Eps UMa	1.7630	11000.	72	25005	No
333	GOM_NL__2PRFIN20061211_232852_000000312053_00402_25005_6930.N1	11-DEC-2006 23:28:52	Bright	31.000	39	85Eta UMa	1.8540	24000.	62	25005	No
334	GOM_NL__2PRFIN20061211_233204_000000302053_00402_25005_6931.N1	11-DEC-2006 23:32:04	Bright	30.000	180	27Gam Boo	3.0400	8000.0	60	25005	No
335	GOM_NL__2PRFIN20061211_233512_000000302053_00402_25005_6932.N1	11-DEC-2006 23:35:12	Bright	29.500	83		2.3780	11000.	59	25005	No
336	GOM_NL__2PRFIN20061211_233824_000000332053_00402_25005_6933.N1	11-DEC-2006 23:38:24	Bright	32.500	111	8Eta Boo	2.6800	6000.0	65	25005	No
337	GOM_NL__2PRFIN20061211_234757_000000442053_00402_25005_6934.N1	11-DEC-2006 23:47:57	Twi_and_stray	44.000	15	67Alp Vir	0.97600	28000.	88	25005	No

338	GOM_NL__2PRFIN20061211_235126_000000392053_00402_25005_6935.N1	11-DEC-2006 23:51:26	Twilight	39.000	169	46Gam Hya	2.9910	4700.0	78	25005	No
339	GOM_NL__2PRFIN20061211_235337_000000432053_00402_25005_6936.N1	11-DEC-2006 23:53:37	Dark	42.500	106	9Bet Crv	2.6480	5600.0	85	25005	No
340	GOM_NL__2PRFIN20061211_235852_000000332053_00402_25005_6937.N1	11-DEC-2006 23:58:52	Dark	32.500	64	Gam Cen	2.2000	10600.	65	25005	No

### 3. Quality information per product

In this section it is plotted some information contained in the Quality Summary data set of the level 2 products. Only products in dark limb conditions and without errors (error flag in the MPH set to "0") are used.

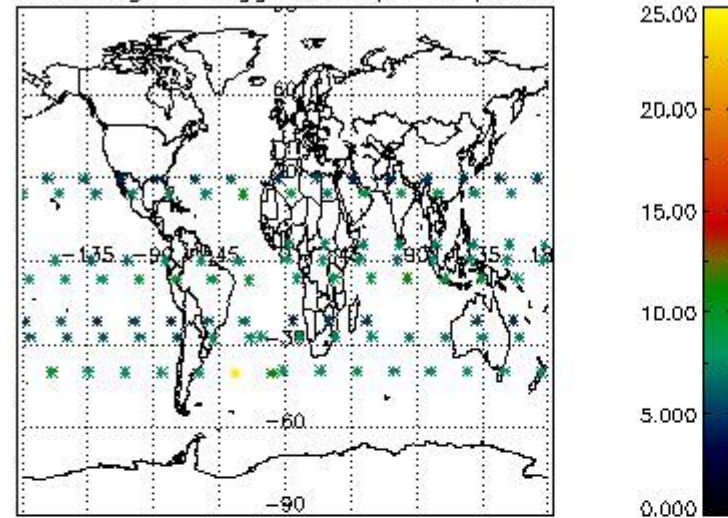
#### 3.1 Plot quality information per product (time dependant)



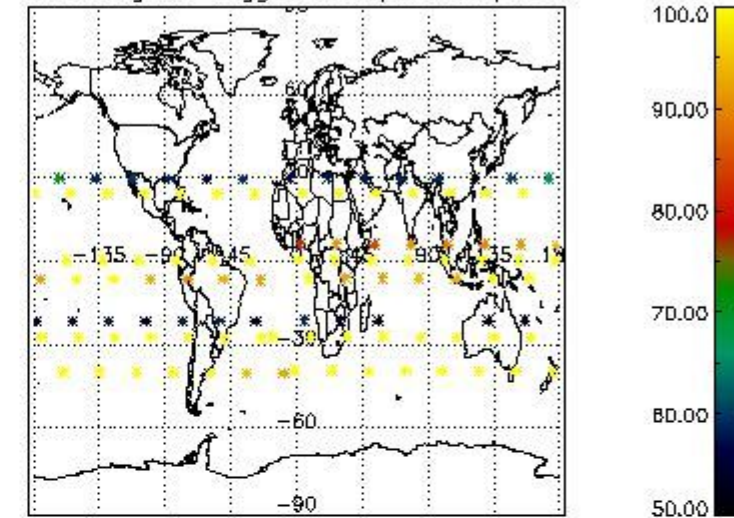
#### 3.2 Plot quality information per product (world map)



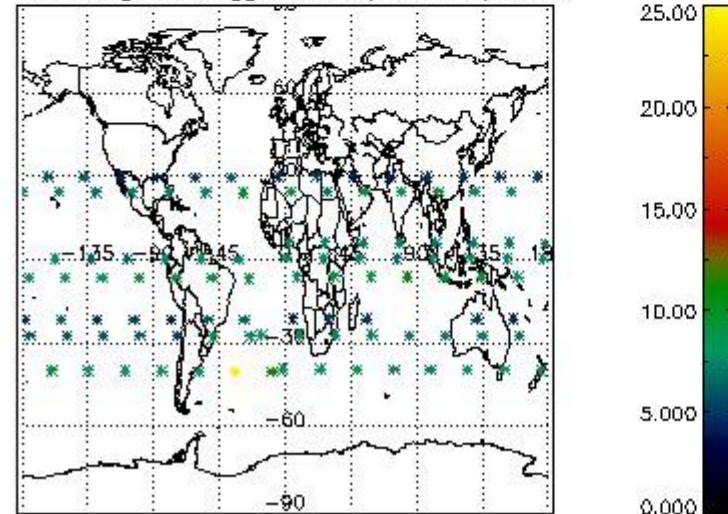
Percentage of flagged data per O3 profile



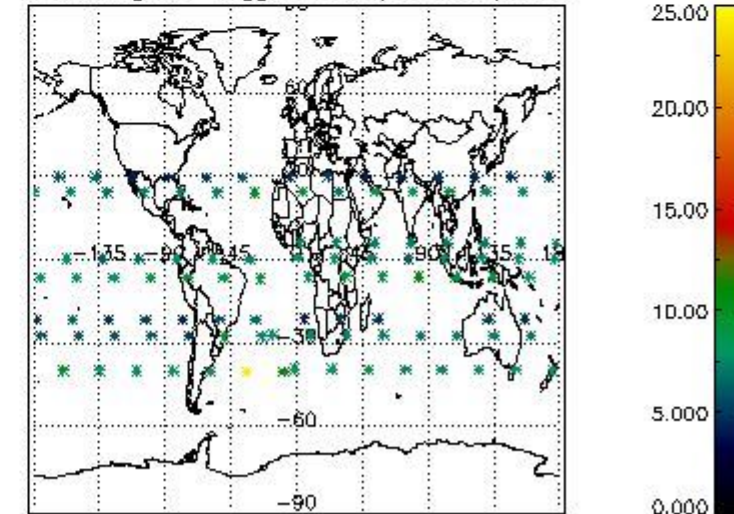
Percentage of flagged data per H2O profile



Percentage of flagged data per NO2 profile



Percentage of flagged data per NO3 profile

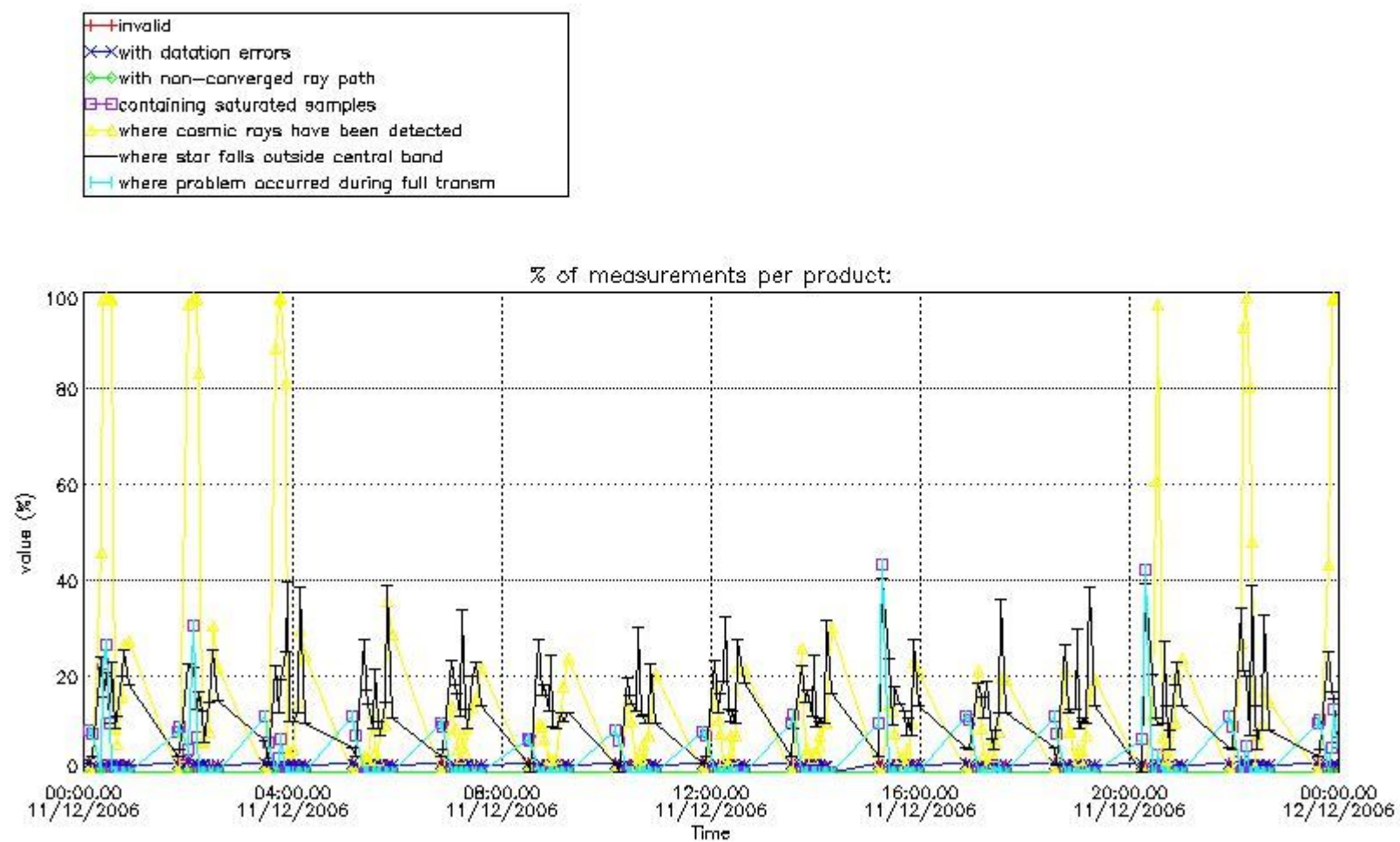


#### 4. Level 1 quality information per product

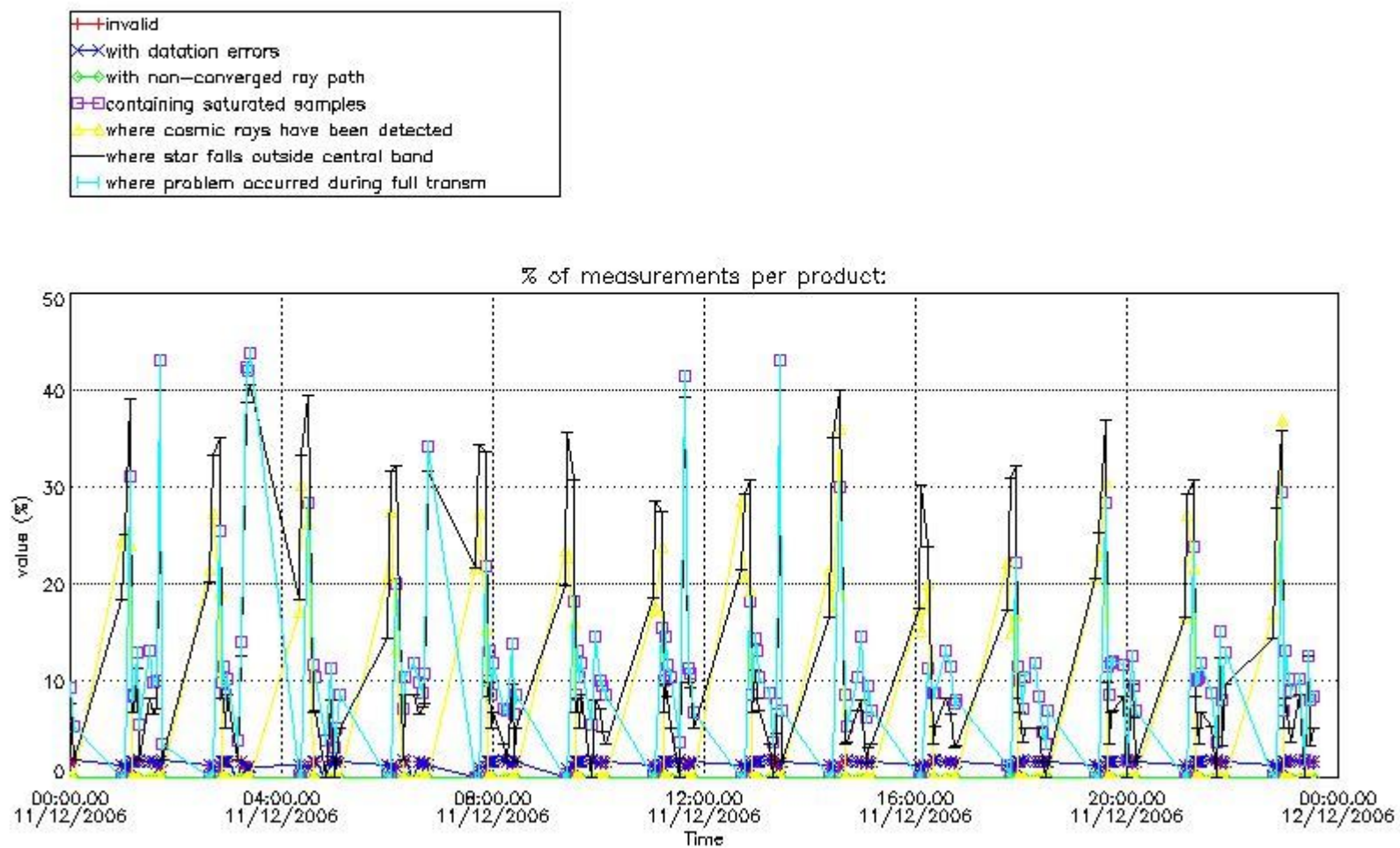
In this section it is plotted some information contained in the Quality Summary data set of the level 2 products that comes from the level 1b processing. Products without errors (error flag in the MPH set to "0") are used.

##### 4.1 Plot quality information per product (time dependant) coming from level 1b processing

###### 4.1.1 Plot level 1 quality information per product (time dependant): ENVISAT ASCENDING passes



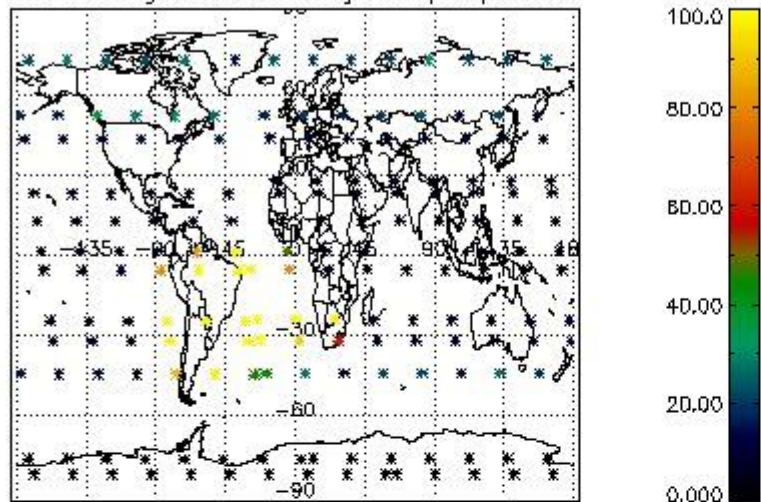
4.1.2 Plot level 1 quality information per product (time dependant): ENVI SAT DESCENDING passes



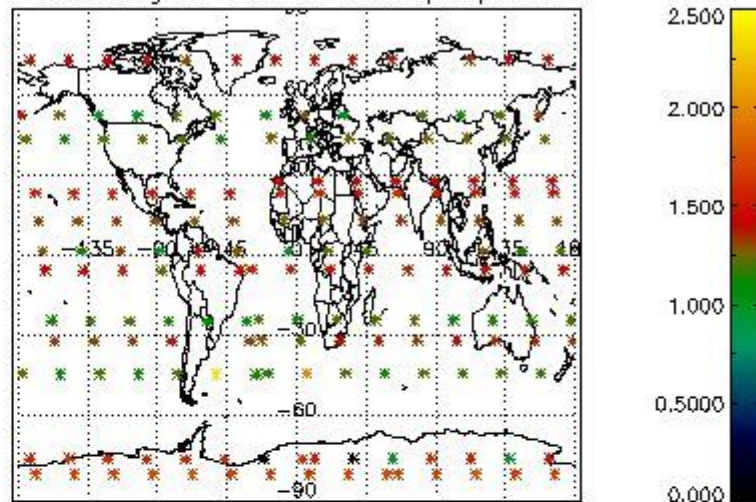
*4.2 Plot quality information per product coming from level 1b processing (world map)*

*4.2.1 Plot level 1 quality information per product (world map): ENVISAT ASCENDING passes*

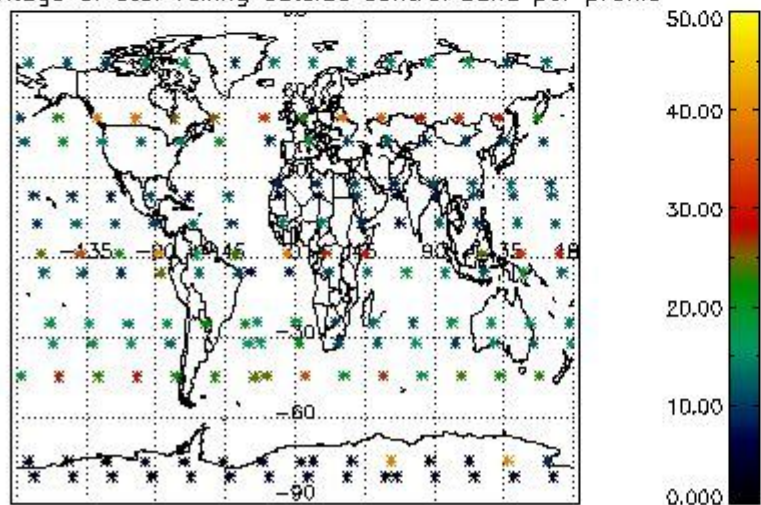
Percentage of cosmic ray hits per profile



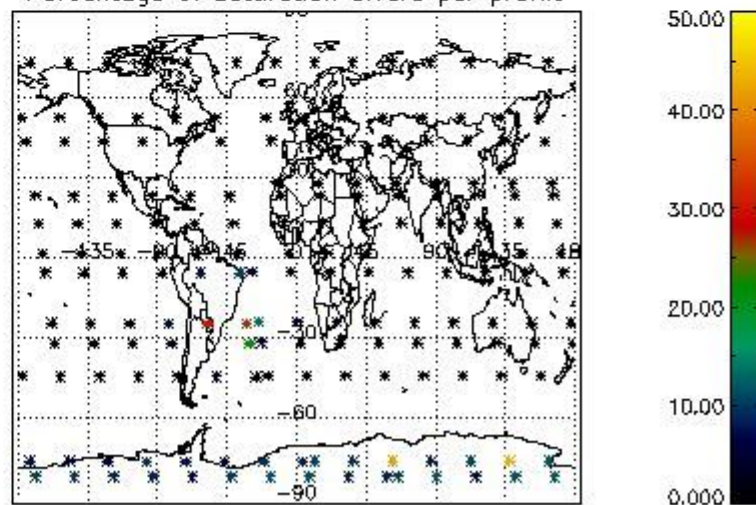
Percentage of datation errors per profile



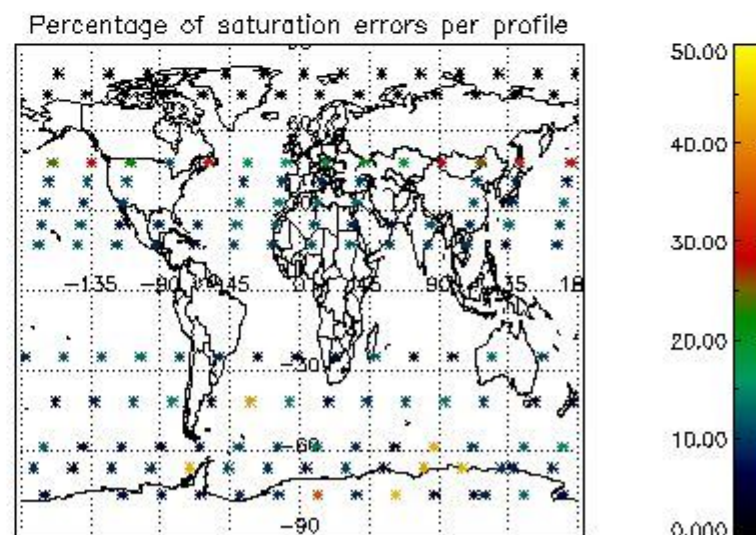
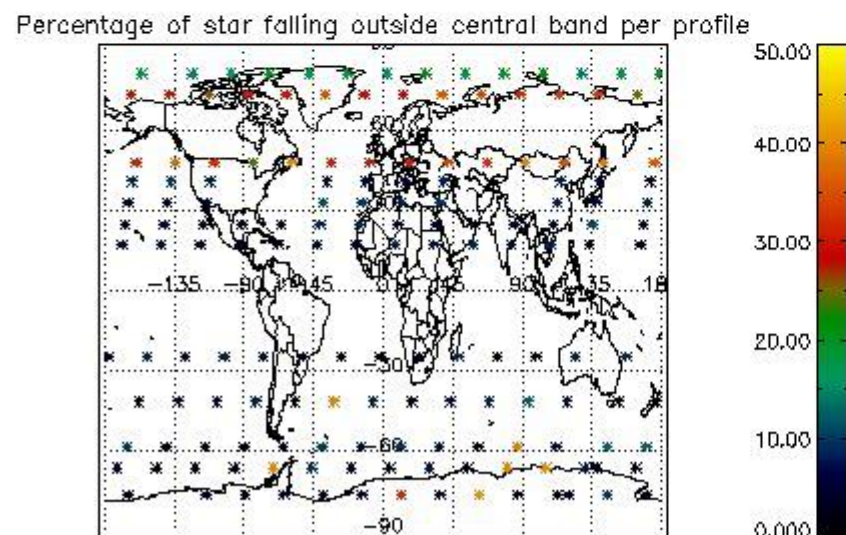
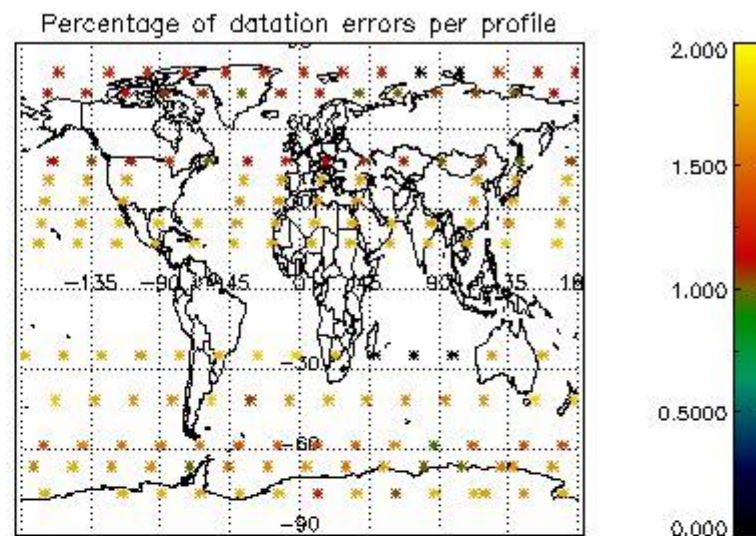
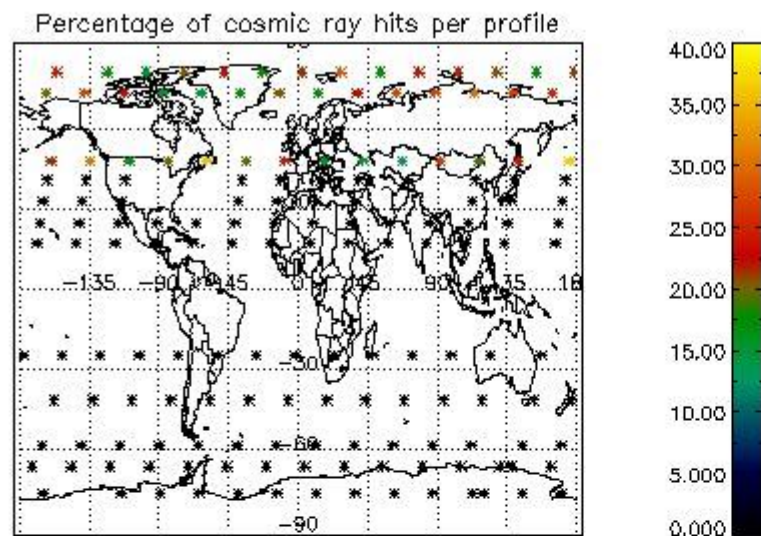
Percentage of star falling outside central band per profile



Percentage of saturation errors per profile



4.2.2 Plot level 1 quality information per product (world map): ENVISAT DESCENDING passes



## 5. Trace gas profiles

### 5.1 Ozone statistics based on quality of products

The final quality of the products can be "measured" using the STD (Standard Deviation) attached to every point profile. This information is written to the parameter GOM\_NL\_\_2P/NL\_LOCAL\_SPECIES\_DENSITY/o3\_std of the level 2 products. The table below shows the statistics for given STD ranges.

The statistics are given with respect to the overall valid production:

- Products without fatal errors: GOM\_NL\_\_2P/MPH/PRODUCT\_ERR=0
- Valid point profile: GOM\_NL\_\_2P/NL\_LOCAL\_SPECIES\_DENSITY/pcd(0)=0

The 'Criteria' is applied to valid points of dark limb products:

- Products in dark limb illumination condition: GOM\_NL\_\_2P/NL\_SUMMARY\_QUALITY/obs\_ill\_cond=0
- Products without fatal errors: GOM\_NL\_\_2P/MPH/PRODUCT\_ERR=0
- Valid point profile: GOM\_NL\_\_2P/NL\_LOCAL\_SPECIES\_DENSITY/pcd(0)=0

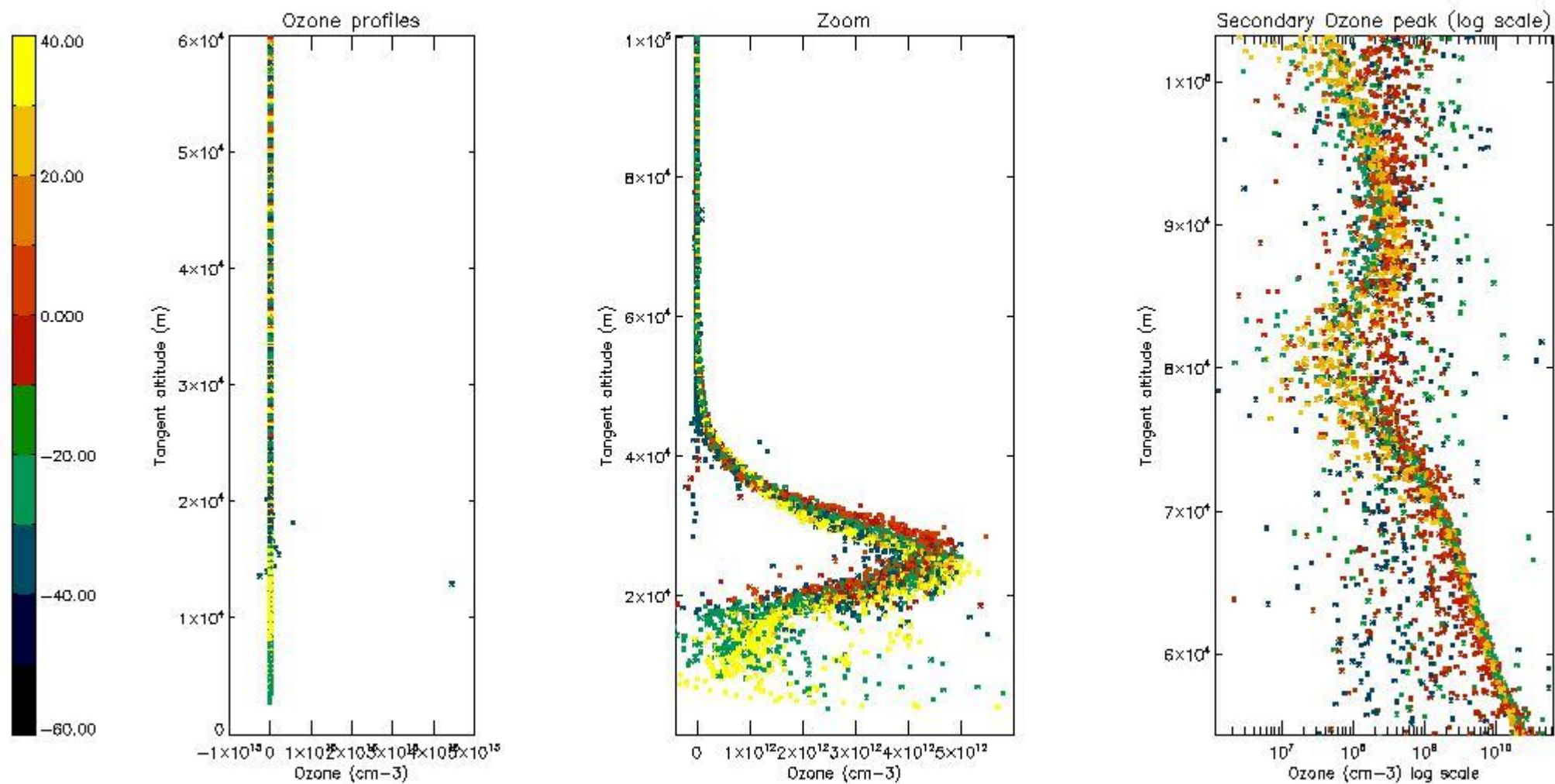
So, the table below shows the percentage of dark limb and valid observations for each criteria with respect to the overall valid daily observations.

Criteria	% of total production
All STD	33
STD < 20	17

STD < 10	12
STD < 5	7

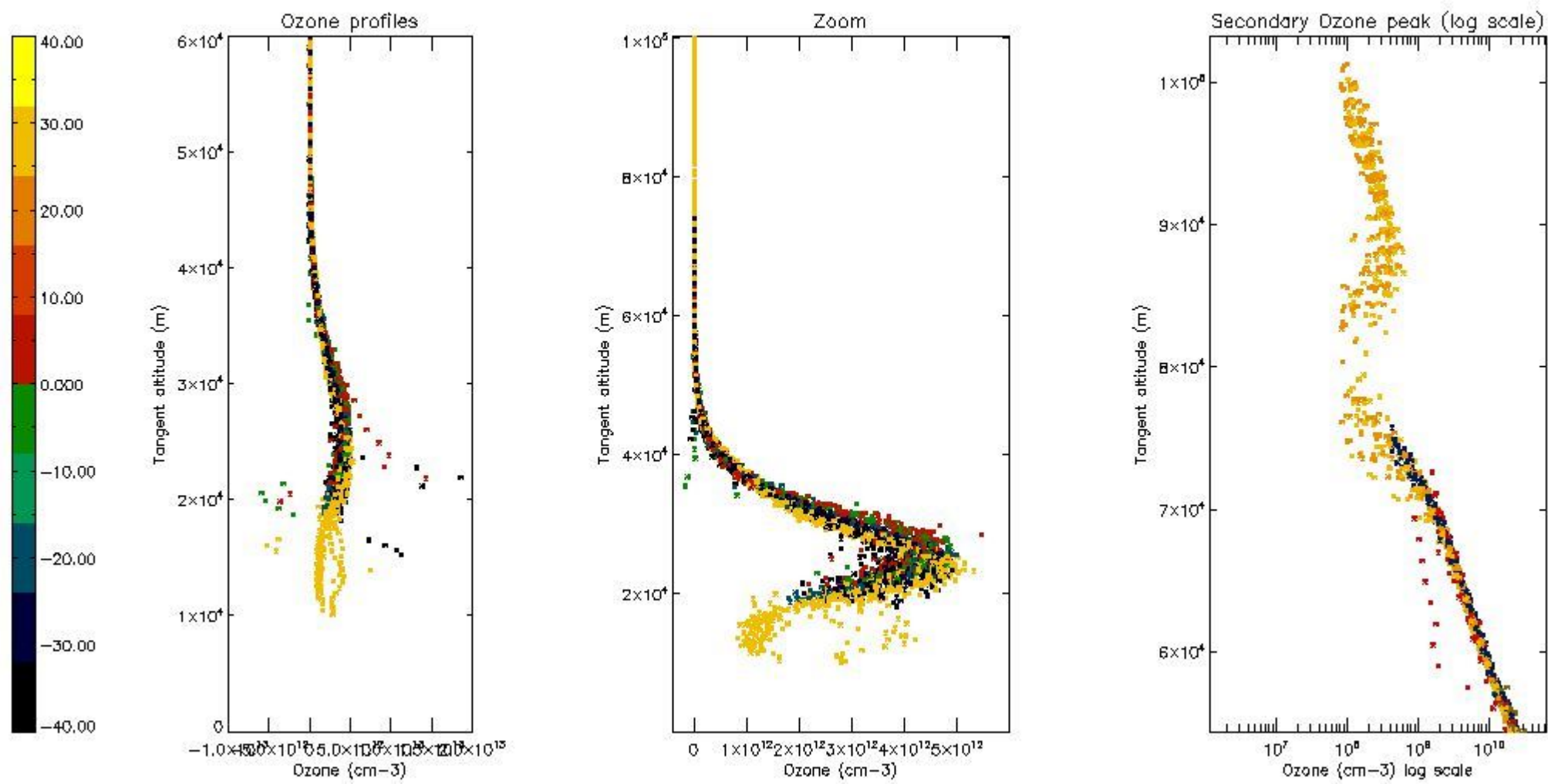
5.2 Plot ozone profiles for all STD (dark without errors)

The colorbar represents the latitude.



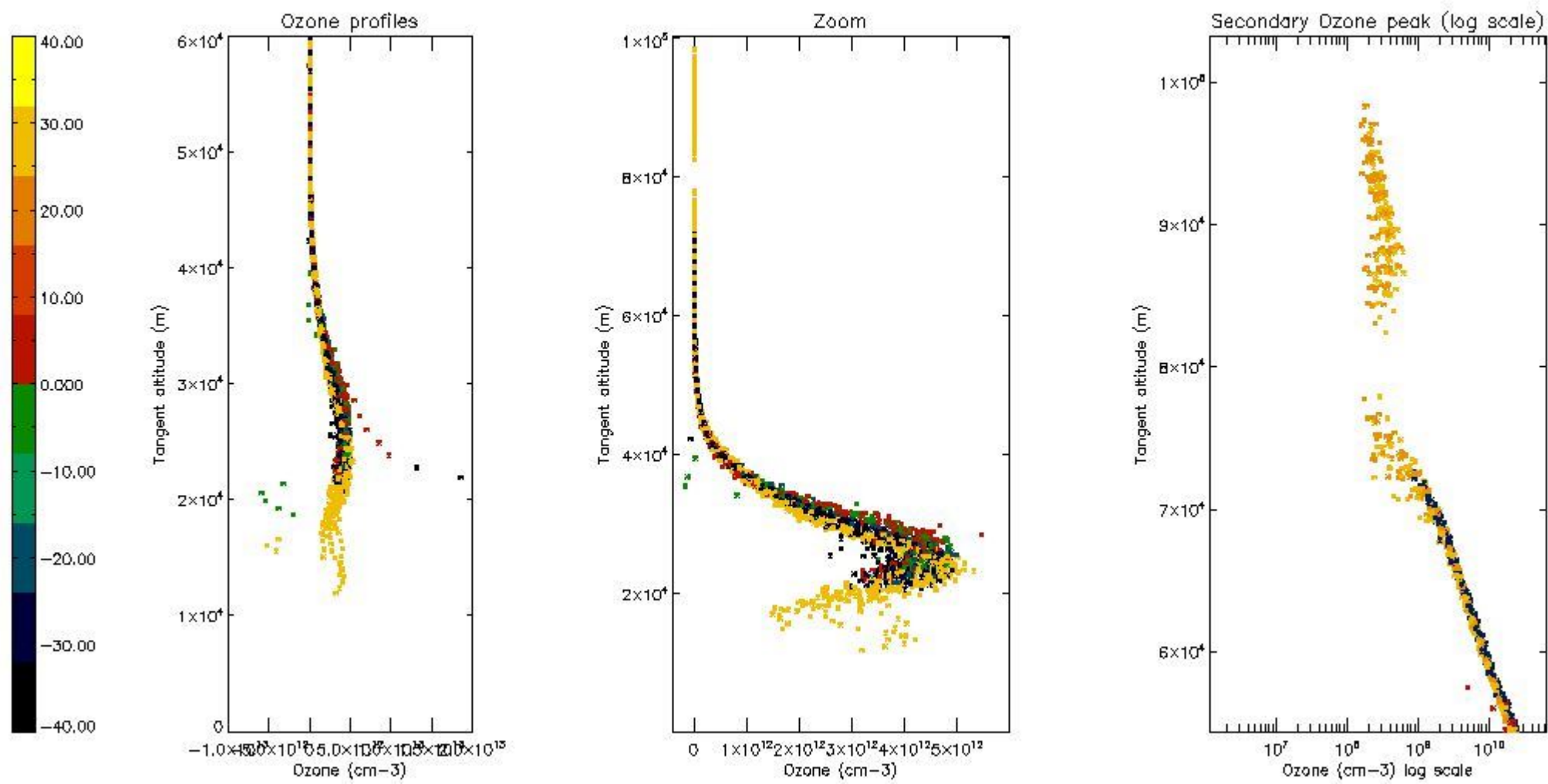
5.3 Plot ozone profiles where STD < 20% (dark without errors)

The colorbar represents the latitude.



*5.4 Plot ozone profiles where STD < 10% (dark without errors)*

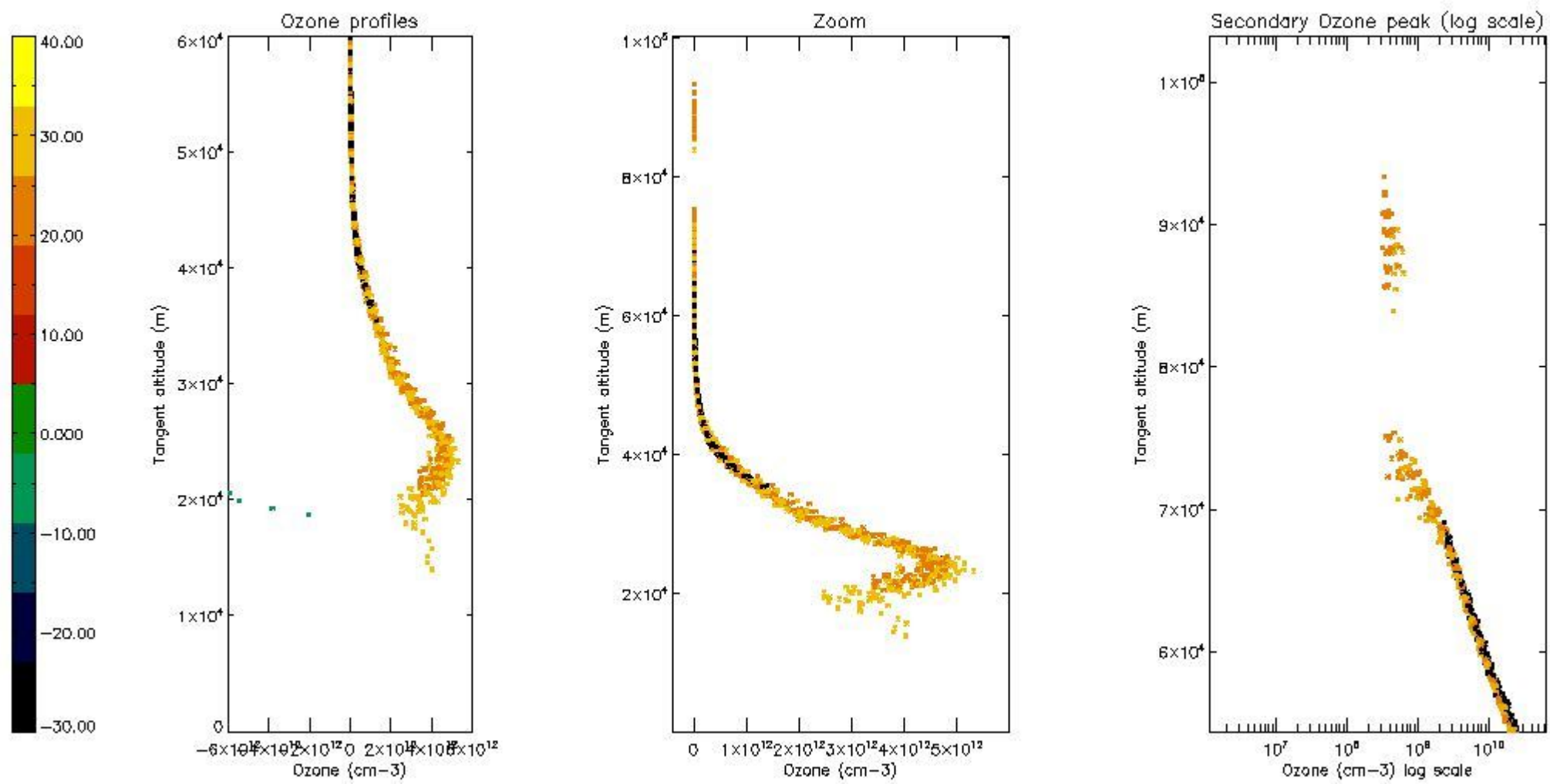
The colorbar represents the latitude.



*5.5 Plot ozone profiles where STD < 5% (dark without errors)*

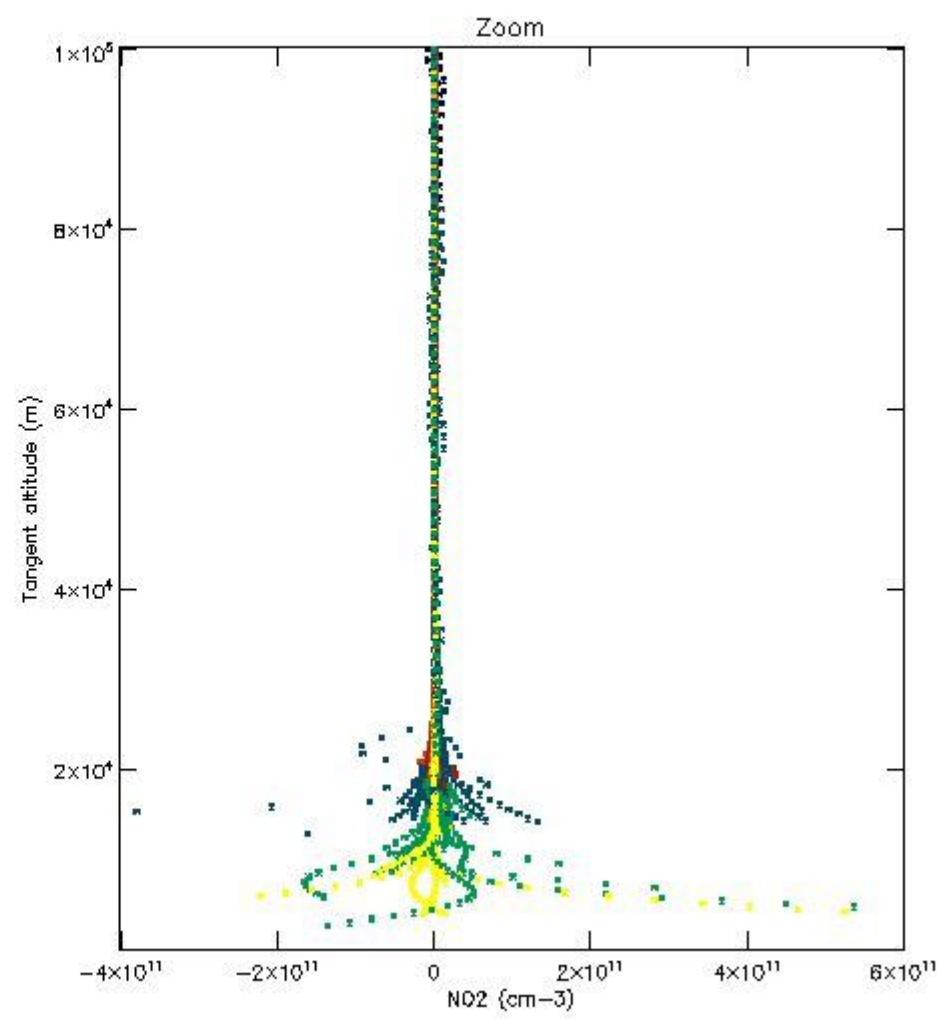
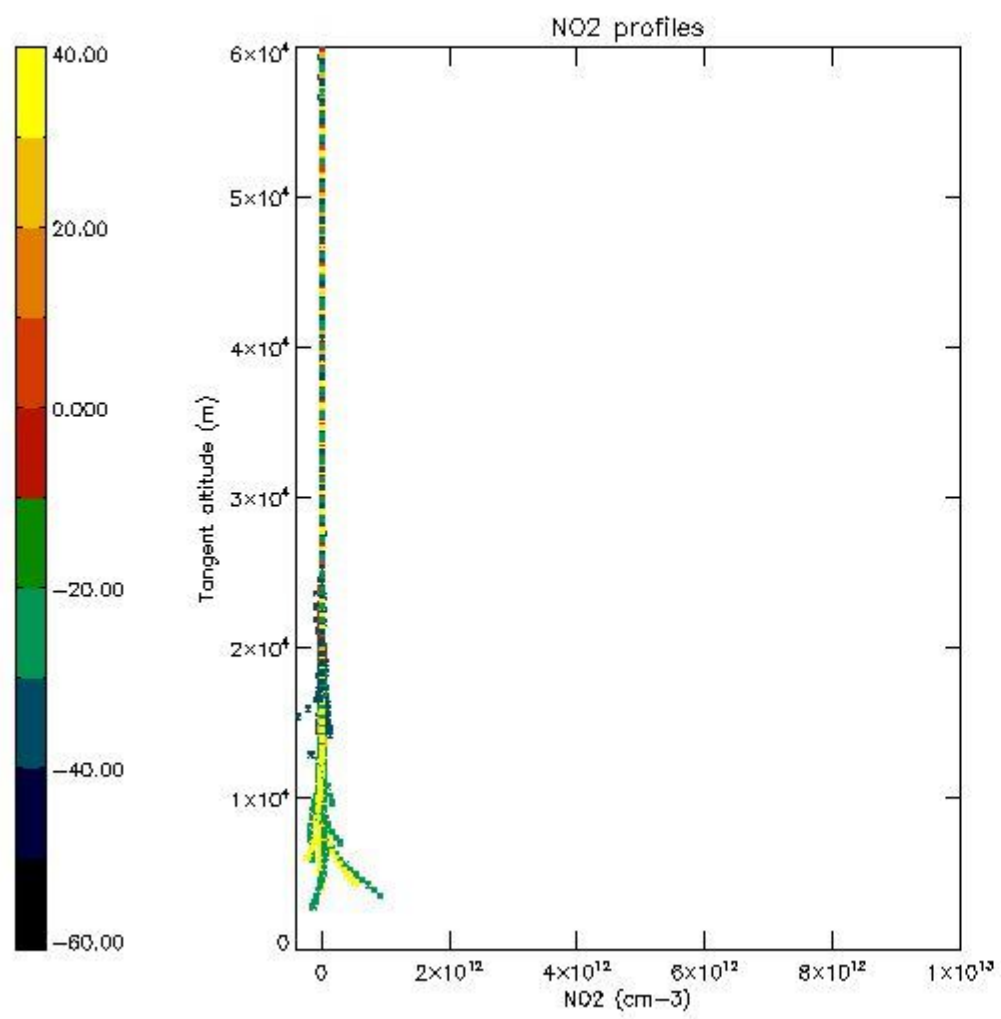
The colorbar represents the latitude.





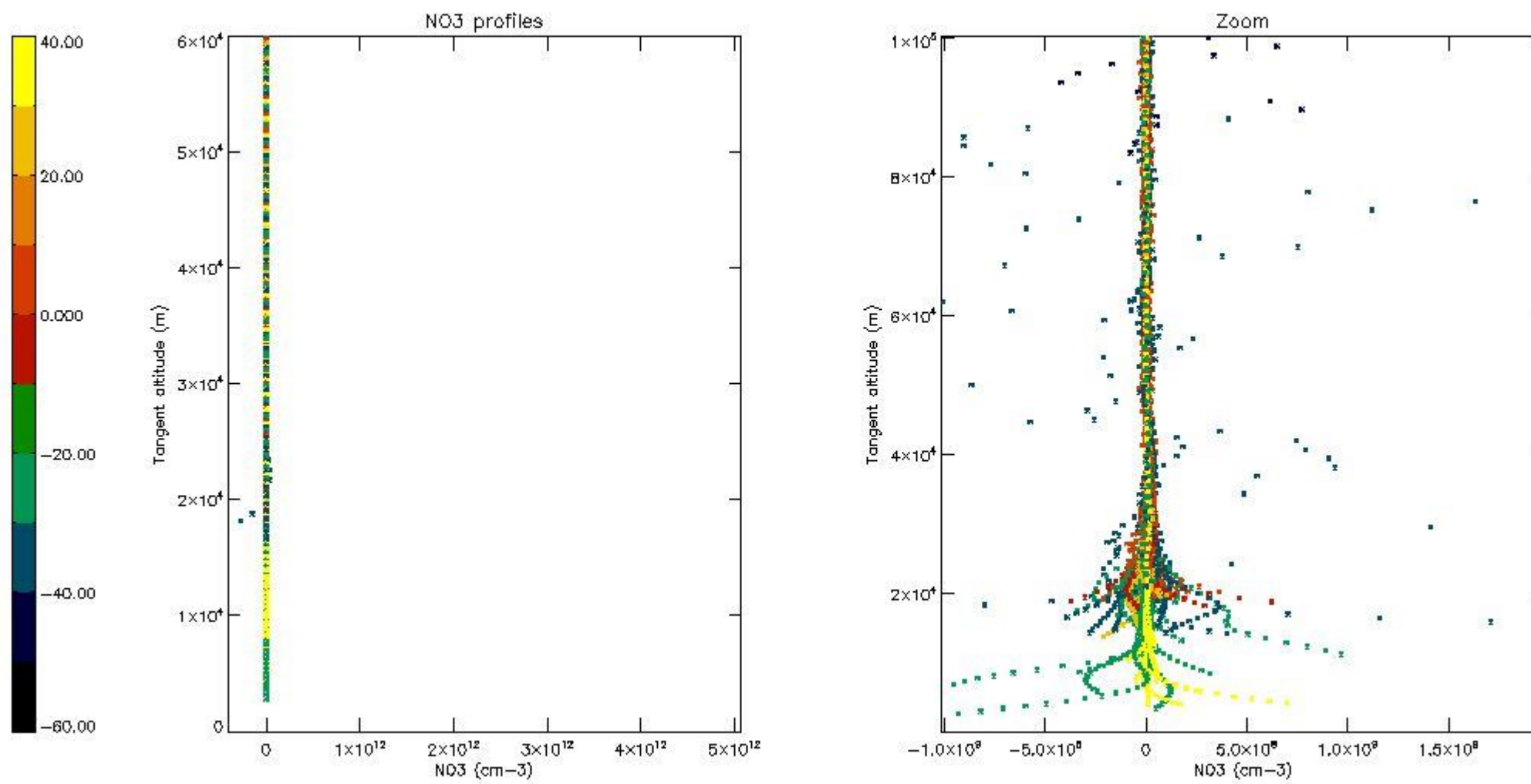
*5.6 Plot NO<sub>2</sub> profiles for all STD (dark without errors)*

The colorbar represents the latitude.



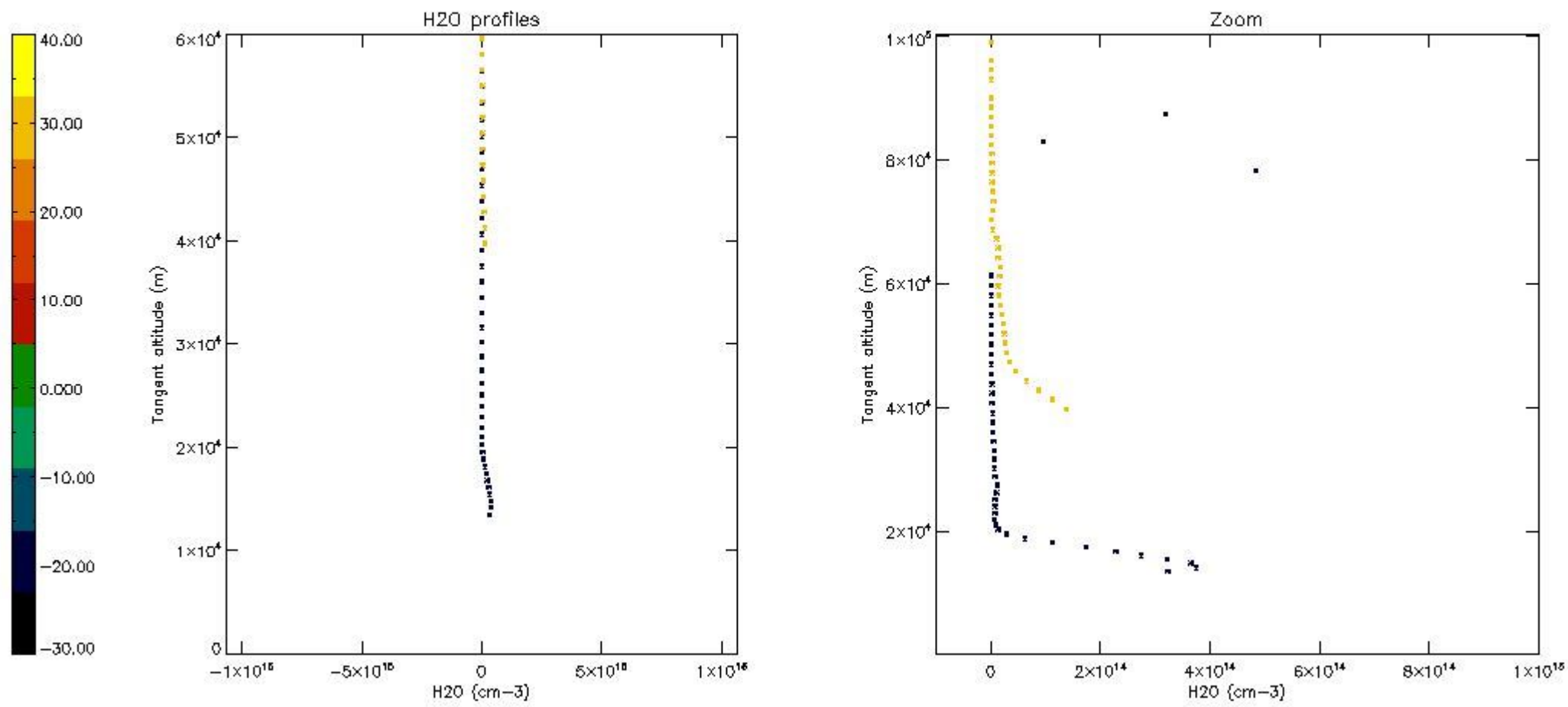
*5.7 Plot NO3 profiles for all STD (dark without errors)*

The colorbar represents the latitude.



5.8 Plot H<sub>2</sub>O profiles for all STD (only for occultations of stars 1,2,3,4,13,14,16,26,63 dark without errors)

The colorbar represents the latitude.



## 6. Auxiliary Data Files used for the production reported in section 2

The number reported in the third column indicates since which file (see list in section 2) the corresponding auxiliary file has been used. The fourth column is the date of those product files.

Type	Auxiliary Filename	Used since product	Used since product date
INST_PHYS_CHARACTERISTICS	GOM_INS_AXVIEC20091111_143220_20030716_120000_20500101_000000	1	11-DEC-2006 00:00:29
LEVEL-2_PROC_CONFIG	GOM_PR2_AXVIEC20091111_152718_20020301_000000_20500101_000000	1	11-DEC-2006 00:00:29
CROSS_SECTIONS_FILE	GOM_CRS_AXVIEC20091111_154832_20020301_000000_20500101_000000	1	11-DEC-2006 00:00:29

# GOMOS Level 2 Daily Report

## SUMMARY

### [1. General Info](#)

### [2. Summary of processed GOM\\_NL\\_2P products](#)

### [3. Level 2 Quality information per product](#)

#### [3.1 Plot of level 2 quality information per product \(time dependant\)](#)

#### [3.2 Plot of level 2 quality information per product \(world map\)](#)

### [4. Level 1 Quality information per product \(stored on level 2 products\)](#)

#### [4.1 Plot of level 1 quality information per product \(time dependant\)](#)

##### [4.1.1 Plot of level 1 quality information per product \(time dependant\): ASCENDING](#)

##### [4.1.2 Plot of level 1 quality information per product \(time dependant\): DESCENDING](#)

#### [4.2 Plot of level 1 quality information per product \(world map\)](#)

##### [4.2.1 Plot of level 1 quality information per product \(world map\): ASCENDING](#)

##### [4.2.2 Plot of level 1 quality information per product \(world map\): DESCENDING](#)

### [5. Ozone profiles based on quality statistics and other trace gas profiles](#)

#### [5.1 Ozone statistics based on quality of products](#)

#### [5.2 Plot ozone profiles for all STD \(dark without errors\)](#)

#### [5.3 Plot ozone profiles where STD < 20% \(dark without errors\)](#)

#### [5.4. Plot ozone profiles where STD < 10% \(dark without errors\)](#)

#### [5.5. Plot ozone profiles where STD < 5% \(dark without errors\)](#)

#### [5.6 Plot NO2 profiles for all STD \(dark without errors\)](#)

#### [5.7 Plot NO3 profiles for all STD \(dark without errors\)](#)

#### [5.8 Plot H2O profiles \(only for occultations of stars 1,2,3,4,13,14,16,26,63 dark without errors\) for all STD](#)

### [6. Auxiliary Data Files used for the production reported in section 2](#)

This report presents the daily analysis on parameters extracted from GOMOS level 2 data (GOM\_NL\_\_2P). It is intended to monitor some important parameters that will impact the quality of these products. A list of level 2 products (and content) that have arrived during the reporting day to the PCF is also given.

Item	Value
Time of report generation	24APR2013 06:32:43
Data source version	GOMOS/6.01
Start time of products	11-12-2006 (11DEC2006 00:00:00)
Stop time of products	12-12-2006 (12DEC2006 00:00:00)
Store outputs in DB	Yes
Nb of level 2 prods	340
Nb of prods with errors	0

## 2. Summary of processed GOM\_NL\_\_2P products.

Nr	Filename	UTC Start time	Limb	Duration	Star Id	Star Name	Star Mag	Star Temp	Nb Meas	Orbit	Prod. error
1	GOM_NL__2PRFIN20061211_000029_000000332053_00388_24991_5995.N1	11-DEC-2006 00:00:29	Bright	32.500	39	85Eta UMa	1.8540	24000.	65	24991	No
2	GOM_NL__2PRFIN20061211_000339_000000292053_00388_24991_5996.N1	11-DEC-2006 00:03:39	Bright	28.500	180	27Gam Boo	3.0400	8000.0	57	24991	No
3	GOM_NL__2PRFIN20061211_000646_000000292053_00388_24991_5997.N1	11-DEC-2006 00:06:46	Bright	29.000	83		2.3780	11000.	58	24991	No
4	GOM_NL__2PRFIN20061211_000957_000000322053_00388_24991_5998.N1	11-DEC-2006 00:09:57	Bright	31.500	111	8Eta Boo	2.6800	6000.0	63	24991	No
5	GOM_NL__2PRFIN20061211_001926_000000442053_00388_24991_5999.N1	11-DEC-2006 00:19:26	Twilight	43.500	15	67Alp Vir	0.97600	28000.	87	24991	No
6	GOM_NL__2PRFIN20061211_002254_000000382053_00388_24991_6000.N1	11-DEC-2006 00:22:54	Twilight	38.000	169	46Gam Hya	2.9910	4700.0	76	24991	No
7	GOM_NL__2PRFIN20061211_002501_000000462053_00388_24991_6001.N1	11-DEC-2006 00:25:01	Dark	45.500	106	9Bet Crv	2.6480	5600.0	91	24991	No
8	GOM_NL__2PRFIN20061211_003021_000000342053_00388_24991_6002.N1	11-DEC-2006 00:30:21	Dark	34.000	64	Gam Cen	2.2000	10600.	68	24991	No
9	GOM_NL__2PRFIN20061211_003219_000000392053_00389_24992_6011.N1	11-DEC-2006 00:32:19	Dark	39.000	26	Gam Cru	1.6240	2900.0	78	24992	No
10	GOM_NL__2PRFIN20061211_003529_000000382053_00389_24992_6012.N1	11-DEC-2006 00:35:29	Dark	38.000	113	Mu Vel	2.6920	5000.0	76	24992	No
11	GOM_NL__2PRFIN20061211_003822_000000342053_00389_24992_6013.N1	11-DEC-2006 00:38:22	Dark	34.000	159	Ups Car	2.9200	7200.0	68	24992	No
12	GOM_NL__2PRFIN20061211_004407_000000452053_00389_24992_6014.N1	11-DEC-2006 00:44:07	Dark	45.000	34	Gam2Vel	1.7930	23000.	90	24992	No
13	GOM_NL__2PRFIN20061211_004639_000000422053_00389_24992_6015.N1	11-DEC-2006 00:46:39	Dark	41.500	2	Alp Car	-0.73600	7000.0	83	24992	No
14	GOM_NL__2PRFIN20061211_005249_000000392053_00389_24992_6016.N1	11-DEC-2006 00:52:49	Straylight	38.500	108	Alp Col	2.6520	15200.	77	24992	No
15	GOM_NL__2PRFIN20061211_005801_000000412053_00389_24992_6017.N1	11-DEC-2006 00:58:01	Straylight	41.000	101	11Alp Lep	2.5820	7000.0	82	24992	No
16	GOM_NL__2PRFIN20061211_010114_000000442053_00389_24992_6018.N1	11-DEC-2006 01:01:14	Straylight	44.000	7	19Bet Ori	0.10000	14000.	88	24992	No
17	GOM_NL__2PRFIN20061211_010844_000000502053_00389_24992_6019.N1	11-DEC-2006 01:08:44	Twilight	50.000	13	87Alp Tau	0.86700	3800.0	100	24992	No
18	GOM_NL__2PRFIN20061211_011043_000000302053_00389_24992_6020.N1	11-DEC-2006 01:10:43	Bright	30.000	146	25Eta Tau	2.8730	15200.	60	24992	No
19	GOM_NL__2PRFIN20061211_011257_000000302053_00389_24992_6021.N1	11-DEC-2006 01:12:57	Bright	29.500	150	44Zet Per	2.8900	28000.	59	24992	No
20	GOM_NL__2PRFIN20061211_011517_000000312053_00389_24992_6022.N1	11-DEC-2006 01:15:17	Bright	31.000	149	45Eps Per	2.8880	30000.	62	24992	No
21	GOM_NL__2PRFIN20061211_011726_000000282053_00389_24992_6023.N1	11-DEC-2006 01:17:26	Bright	27.500	175	39Del Per	3.0100	19400.	55	24992	No
22	GOM_NL__2PRFIN20061211_012907_000000312053_00389_24992_6024.N1	11-DEC-2006 01:29:07	Bright	30.500	49	1Alp UMi	1.9900	6300.0	61	24992	No
23	GOM_NL__2PRFIN20061211_013350_000000312053_00389_24992_6025.N1	11-DEC-2006 01:33:50	Bright	30.500	60	7Bet UMi	2.0810	3950.0	61	24992	No
24	GOM_NL__2PRFIN20061211_013842_000000352053_00389_24992_6026.N1	11-DEC-2006 01:38:42	Bright	35.000	32	77Eps UMa	1.7630	11000.	70	24992	No
25	GOM_NL__2PRFIN20061211_014105_000000502053_00389_24992_6027.N1	11-DEC-2006 01:41:05	Bright	50.000	39	85Eta UMa	1.8540	24000.	100	24992	No
26	GOM_NL__2PRFIN20061211_014415_000000292053_00389_24992_6028.N1	11-DEC-2006 01:44:15	Bright	28.500	180	27Gam Boo	3.0400	8000.0	57	24992	No
27	GOM_NL__2PRFIN20061211_014722_000000302053_00389_24992_6029.N1	11-DEC-2006 01:47:22	Bright	29.500	83		2.3780	11000.	59	24992	No
28	GOM_NL__2PRFIN20061211_015033_000000322053_00389_24992_6030.N1	11-DEC-2006 01:50:33	Bright	31.500	111	8Eta Boo	2.6800	6000.0	63	24992	No
29	GOM_NL__2PRFIN20061211_020003_000000422053_00389_24992_6031.N1	11-DEC-2006 02:00:03	Twilight	42.000	15	67Alp Vir	0.97600	28000.	84	24992	No
30	GOM_NL__2PRFIN20061211_020538_000000462053_00389_24992_6032.N1	11-DEC-2006 02:05:38	Dark	46.000	106	9Bet Crv	2.6480	5600.0	92	24992	No
31	GOM_NL__2PRFIN20061211_021058_000000352053_00389_24992_6033.N1	11-DEC-2006 02:10:58	Dark	34.500	64	Gam Cen	2.2000	10600.	69	24992	No
32	GOM_NL__2PRFIN20061211_021256_000000362053_00390_24993_6034.N1	11-DEC-2006 02:12:56	Dark	35.500	26	Gam Cru	1.6240	2900.0	71	24993	No
33	GOM_NL__2PRFIN20061211_021606_000000392053_00390_24993_6035.N1	11-DEC-2006 02:16:06	Dark	39.000	113	Mu Vel	2.6920	5000.0	78	24993	No
34	GOM_NL__2PRFIN20061211_021859_000000322053_00390_24993_6036.N1	11-DEC-2006 02:18:59	Dark	31.500	159	Ups Car	2.9200	7200.0	63	24993	No
35	GOM_NL__2PRFIN20061211_022444_000000422053_00390_24993_6037.N1	11-DEC-2006 02:24:44	Dark	41.500	34	Gam2Vel	1.7930	23000.	83	24993	No
36	GOM_NL__2PRFIN20061211_022715_000000412053_00390_24993_6038.N1	11-DEC-2006 02:27:15	Dark	41.000	2	Alp Car	-0.73600	7000.0	82	24993	No
37	GOM_NL__2PRFIN20061211_023325_000000372053_00390_24993_6039.N1	11-DEC-2006 02:33:25	Straylight	36.500	108	Alp Col	2.6520	15200.	73	24993	No
38	GOM_NL__2PRFIN20061211_023837_000000422053_00390_24993_6040.N1	11-DEC-2006 02:38:37	Straylight	42.000	101	11Alp Lep	2.5820	7000.0	84	24993	No
39	GOM_NL__2PRFIN20061211_024150_000000502053_00390_24993_6041.N1	11-DEC-2006 02:41:50	Straylight	49.500	7	19Bet Ori	0.10000	14000.	99	24993	No
40	GOM_NL__2PRFIN20061211_024919_000000472053_00390_24993_6042.N1	11-DEC-2006 02:49:19	Twilight	47.000	13	87Alp Tau	0.86700	3800.0	94	24993	No
41	GOM_NL__2PRFIN20061211_025119_000000312053_00390_24993_6043.N1	11-DEC-2006 02:51:19	Bright	30.500	146	25Eta Tau	2.8730	15200.	61	24993	No
42	GOM_NL__2PRFIN20061211_025333_000000312053_00390_24993_6044.N1	11-DEC-2006 02:53:33	Bright	30.500	150	44Zet Per	2.8900	28000.	61	24993	No











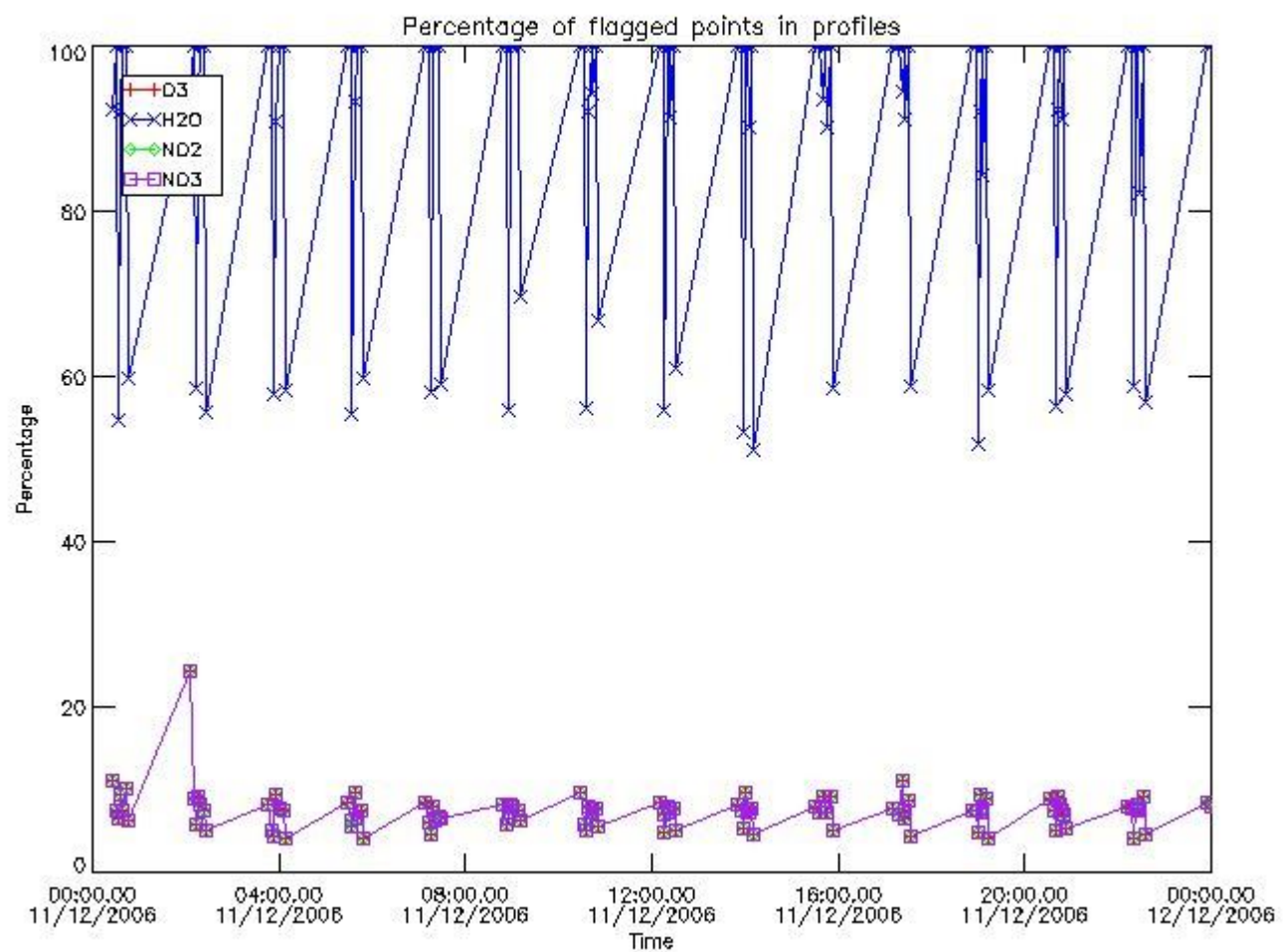


338	GOM_NL__2PRFIN20061211_235126_000000392053_00402_25005_6935.N1	11-DEC-2006 23:51:26	Twilight	39.000	169	46Gam Hya	2.9910	4700.0	78	25005	No
339	GOM_NL__2PRFIN20061211_235337_000000432053_00402_25005_6936.N1	11-DEC-2006 23:53:37	Dark	42.500	106	9Bet Crv	2.6480	5600.0	85	25005	No
340	GOM_NL__2PRFIN20061211_235852_000000332053_00402_25005_6937.N1	11-DEC-2006 23:58:52	Dark	32.500	64	Gam Cen	2.2000	10600.	65	25005	No

### 3. Quality information per product

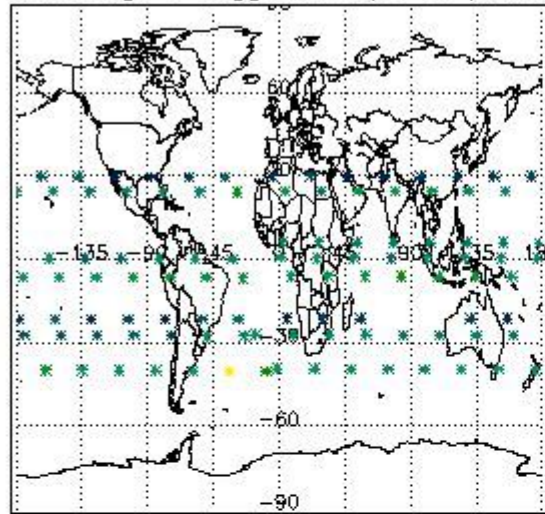
In this section it is plotted some information contained in the Quality Summary data set of the level 2 products. Only products in dark limb conditions and without errors (error flag in the MPH set to "0") are used.

#### 3.1 Plot quality information per product (time dependant)

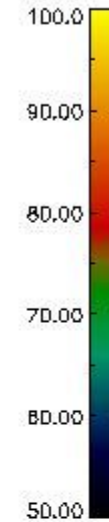
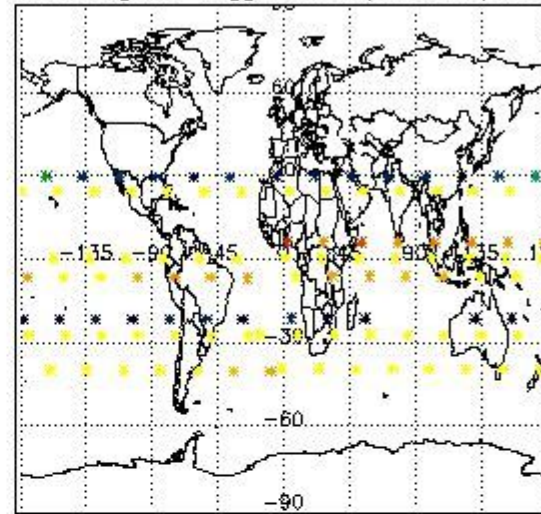


#### 3.2 Plot quality information per product (world map)

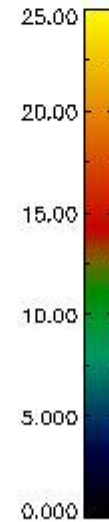
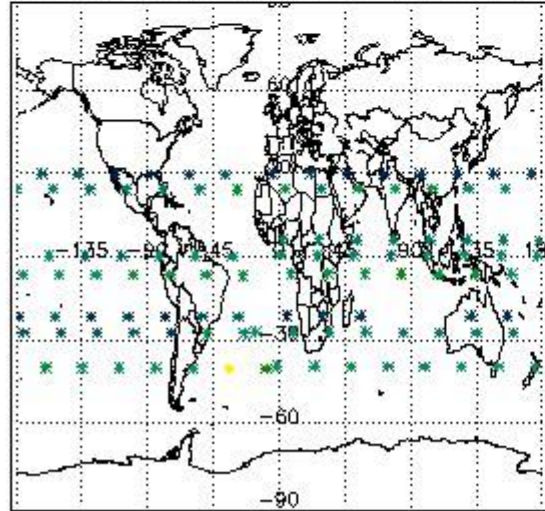
Percentage of flagged data per O3 profile



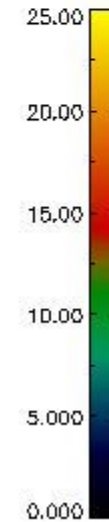
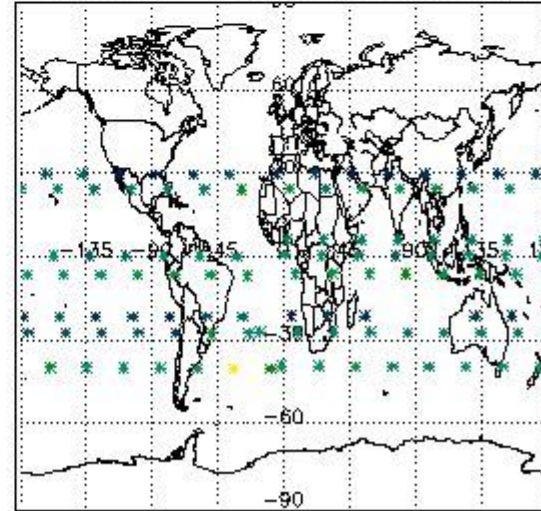
Percentage of flagged data per H2O profile



Percentage of flagged data per NO2 profile



Percentage of flagged data per NO3 profile

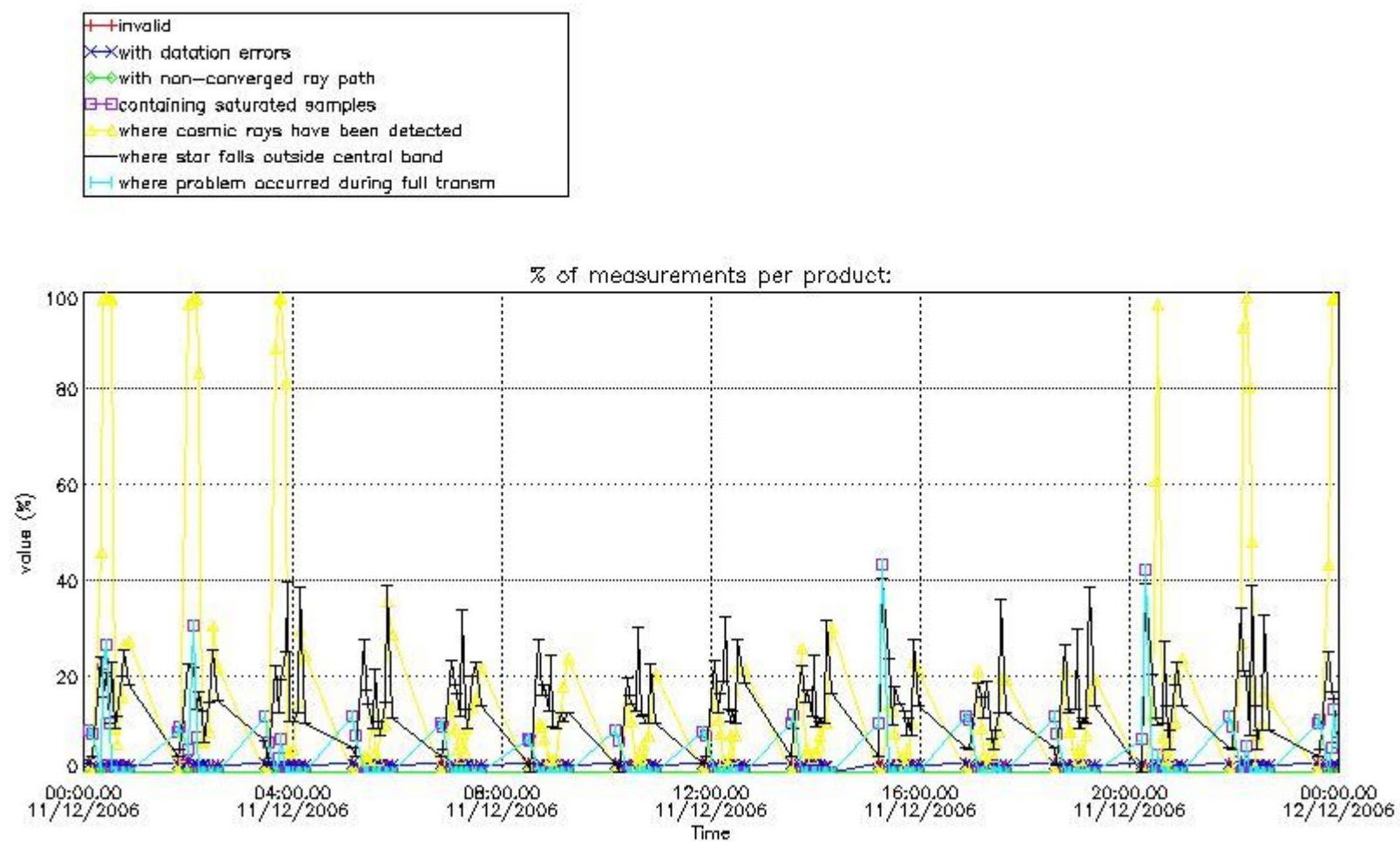


#### 4. Level 1 quality information per product

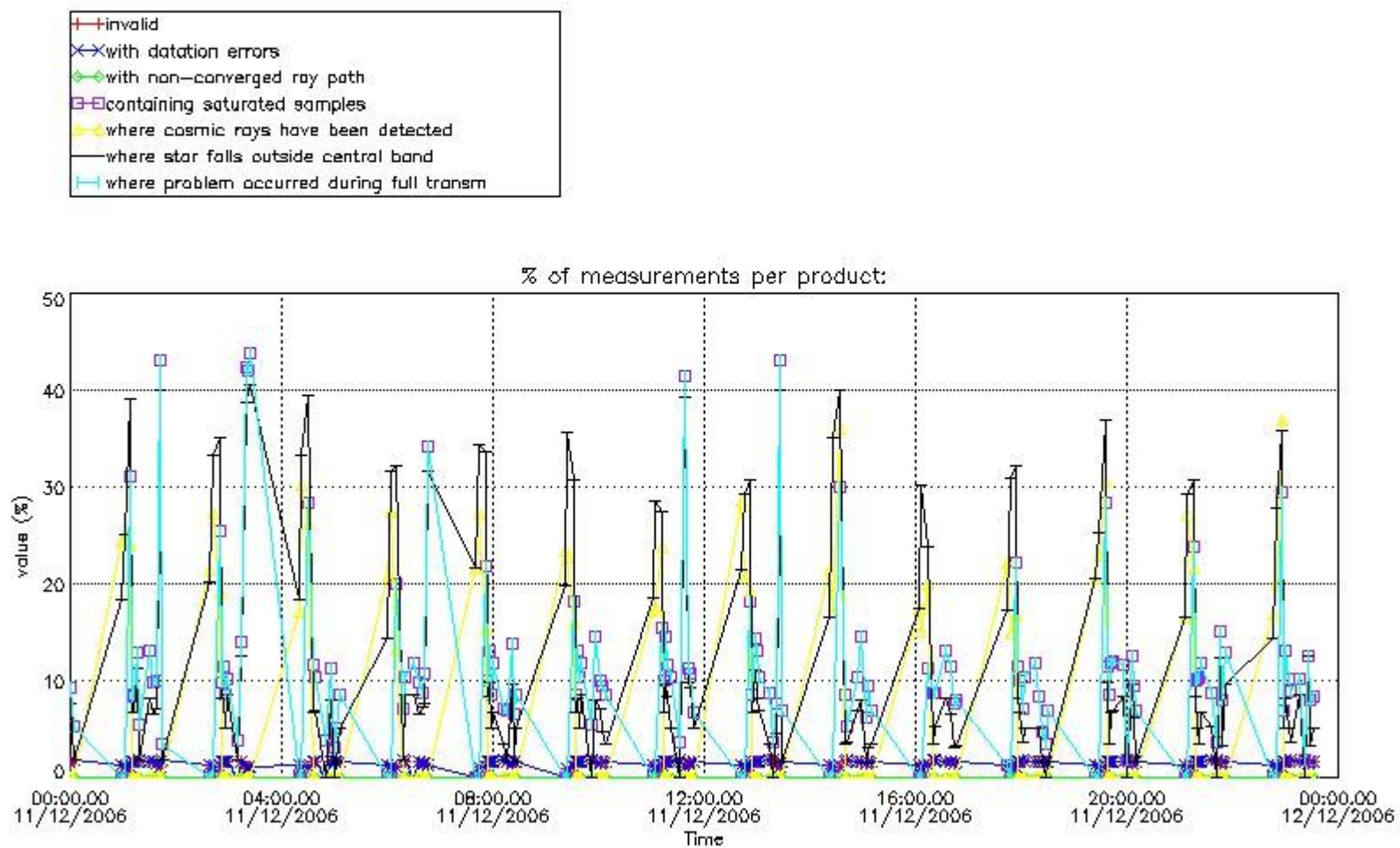
In this section it is plotted some information contained in the Quality Summary data set of the level 2 products that comes from the level 1b processing. Products without errors (error flag in the MPH set to "0") are used.

##### 4.1 Plot quality information per product (time dependant) coming from level 1b processing

###### 4.1.1 Plot level 1 quality information per product (time dependant): ENVISAT ASCENDING passes



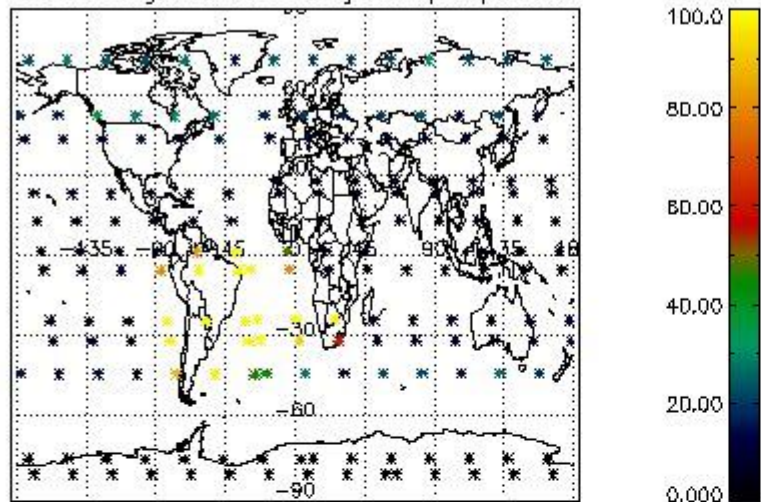
4.1.2 Plot level 1 quality information per product (time dependant): ENVI SAT DESCENDING passes



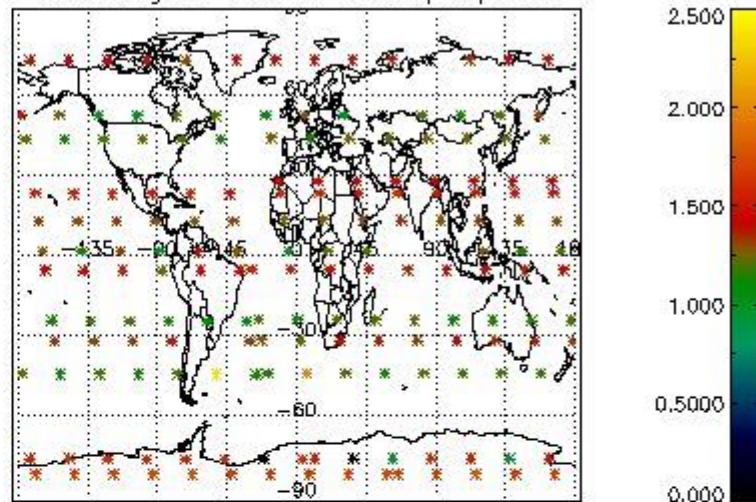
4.2 Plot quality information per product coming from level 1b processing (world map)

4.2.1 Plot level 1 quality information per product (world map): ENVISAT ASCENDING passes

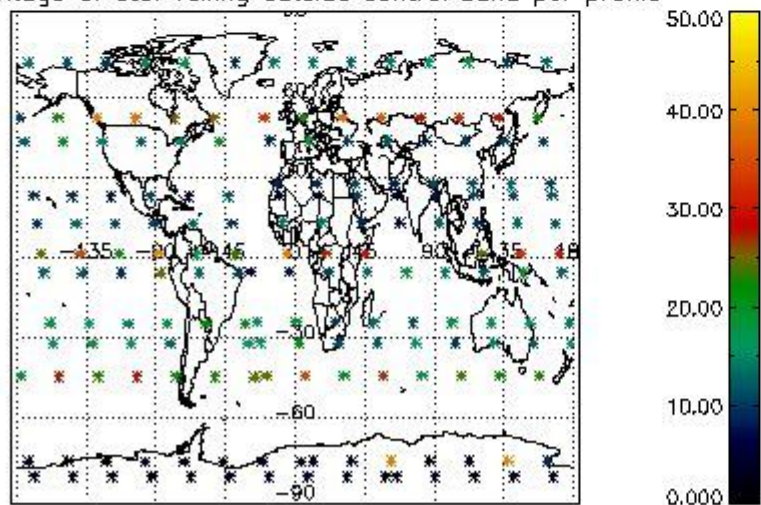
Percentage of cosmic ray hits per profile



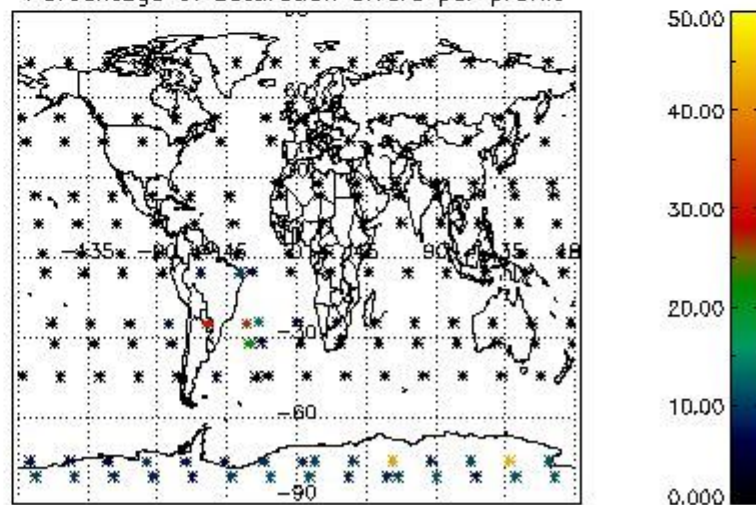
Percentage of datation errors per profile



Percentage of star falling outside central band per profile

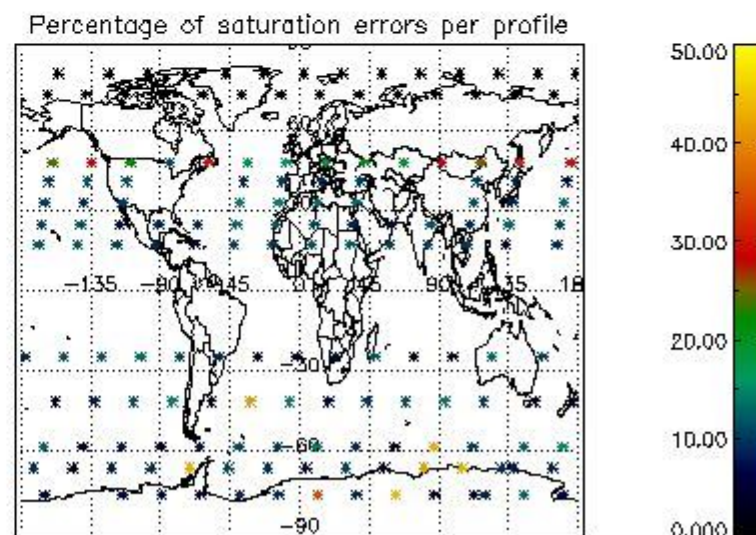
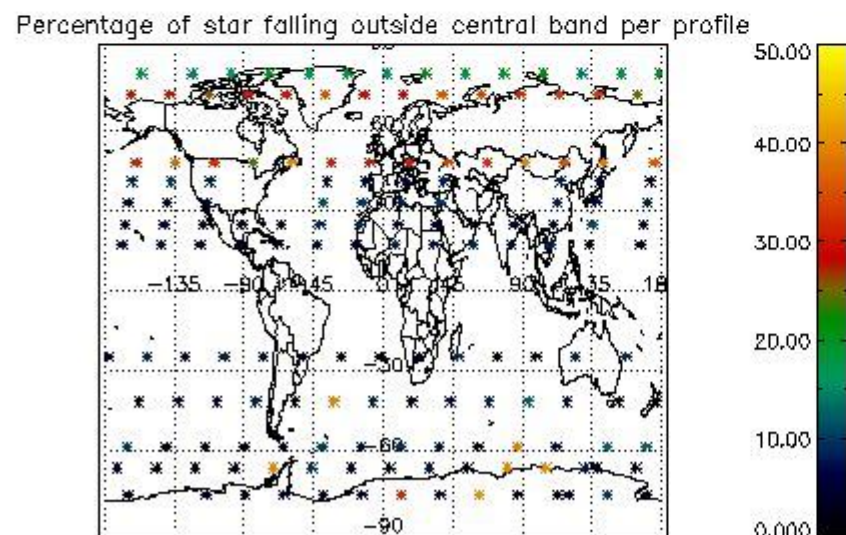
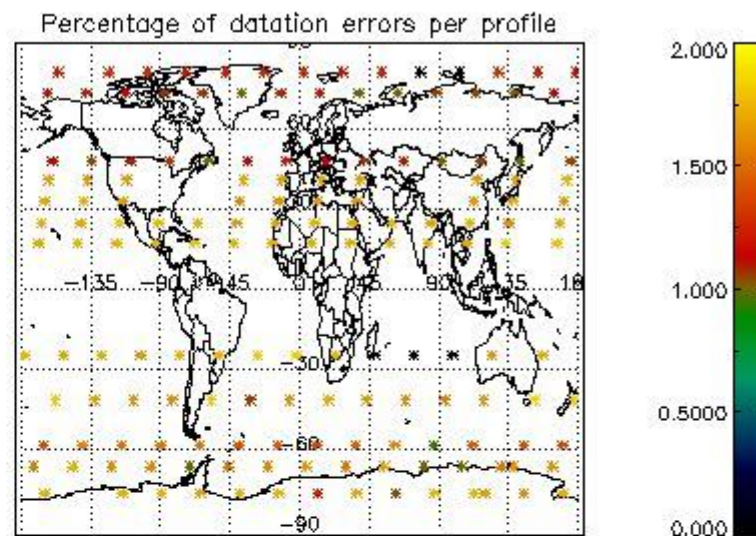
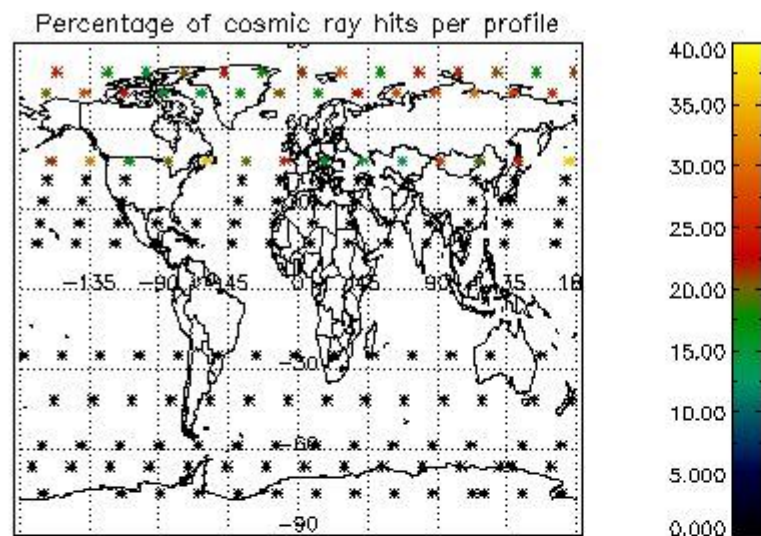


Percentage of saturation errors per profile



4.2.2 Plot level 1 quality information per product (world map): ENVISAT DESCENDING passes





## 5. Trace gas profiles

### 5.1 Ozone statistics based on quality of products

The final quality of the products can be "measured" using the STD (Standard Deviation) attached to every point profile. This information is written to the parameter GOM\_NL\_\_2P/NL\_LOCAL\_SPECIES\_DENSITY/o3\_std of the level 2 products. The table below shows the statistics for given STD ranges.

The statistics are given with respect to the overall valid production:

- Products without fatal errors: GOM\_NL\_\_2P/MPH/PRODUCT\_ERR=0
- Valid point profile: GOM\_NL\_\_2P/NL\_LOCAL\_SPECIES\_DENSITY/pcd(0)=0

The 'Criteria' is applied to valid points of dark limb products:

- Products in dark limb illumination condition: GOM\_NL\_\_2P/NL\_SUMMARY\_QUALITY/obs\_ill\_cond=0
- Products without fatal errors: GOM\_NL\_\_2P/MPH/PRODUCT\_ERR=0
- Valid point profile: GOM\_NL\_\_2P/NL\_LOCAL\_SPECIES\_DENSITY/pcd(0)=0

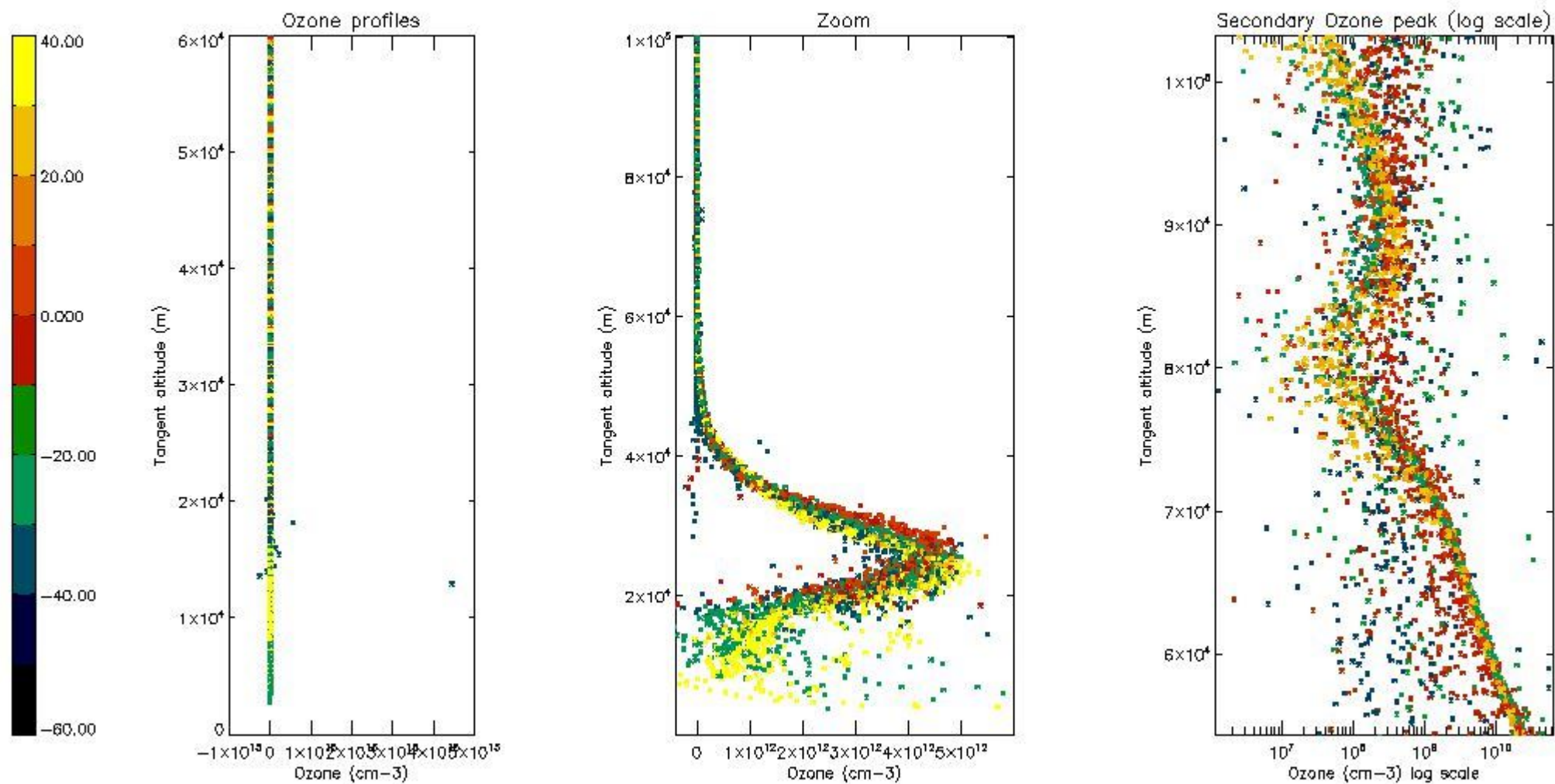
So, the table below shows the percentage of dark limb and valid observations for each criteria with respect to the overall valid daily observations.

Criteria	% of total production
All STD	33
STD < 20	17

STD < 10	12
STD < 5	7

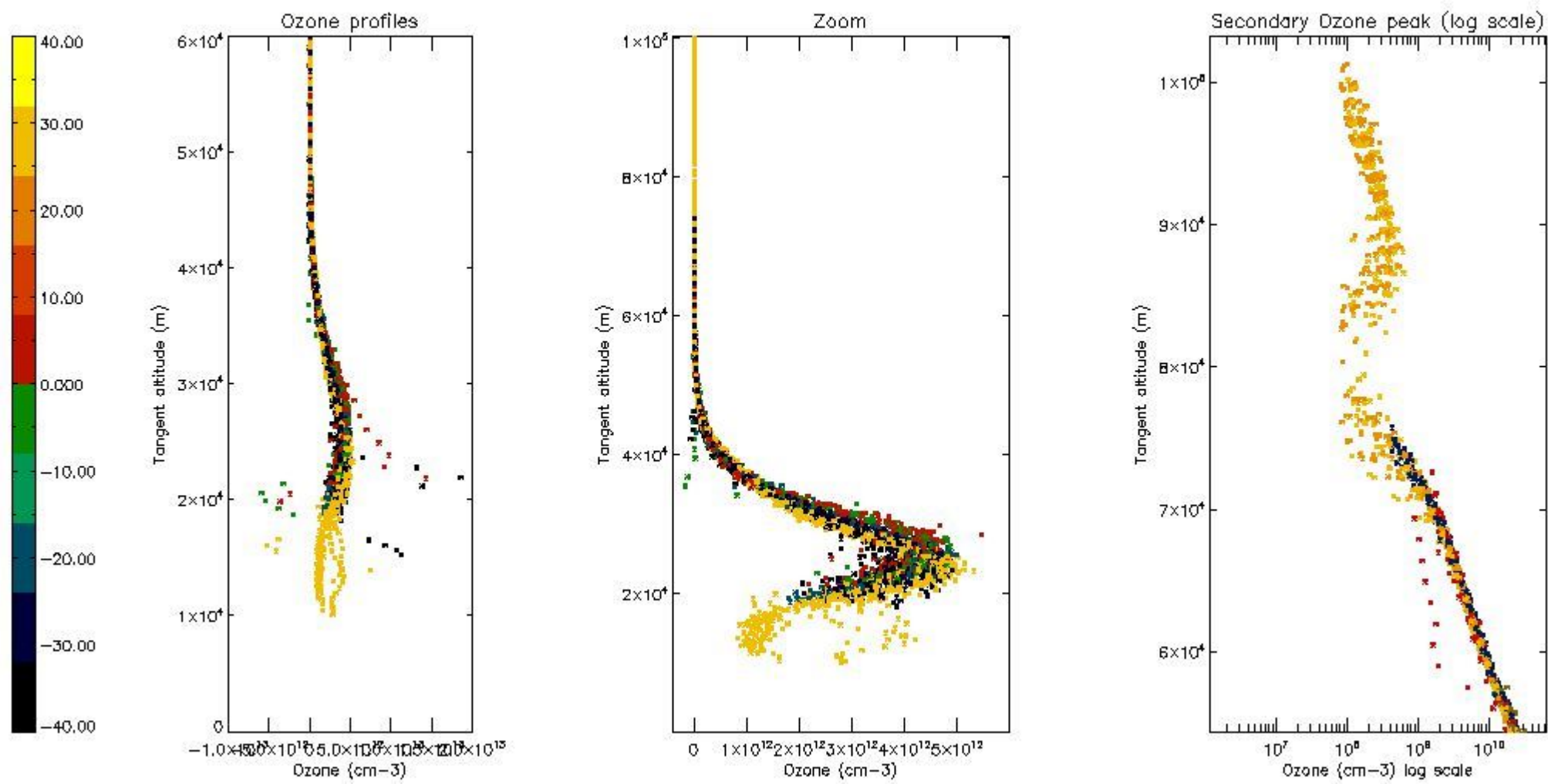
5.2 Plot ozone profiles for all STD (dark without errors)

The colorbar represents the latitude.



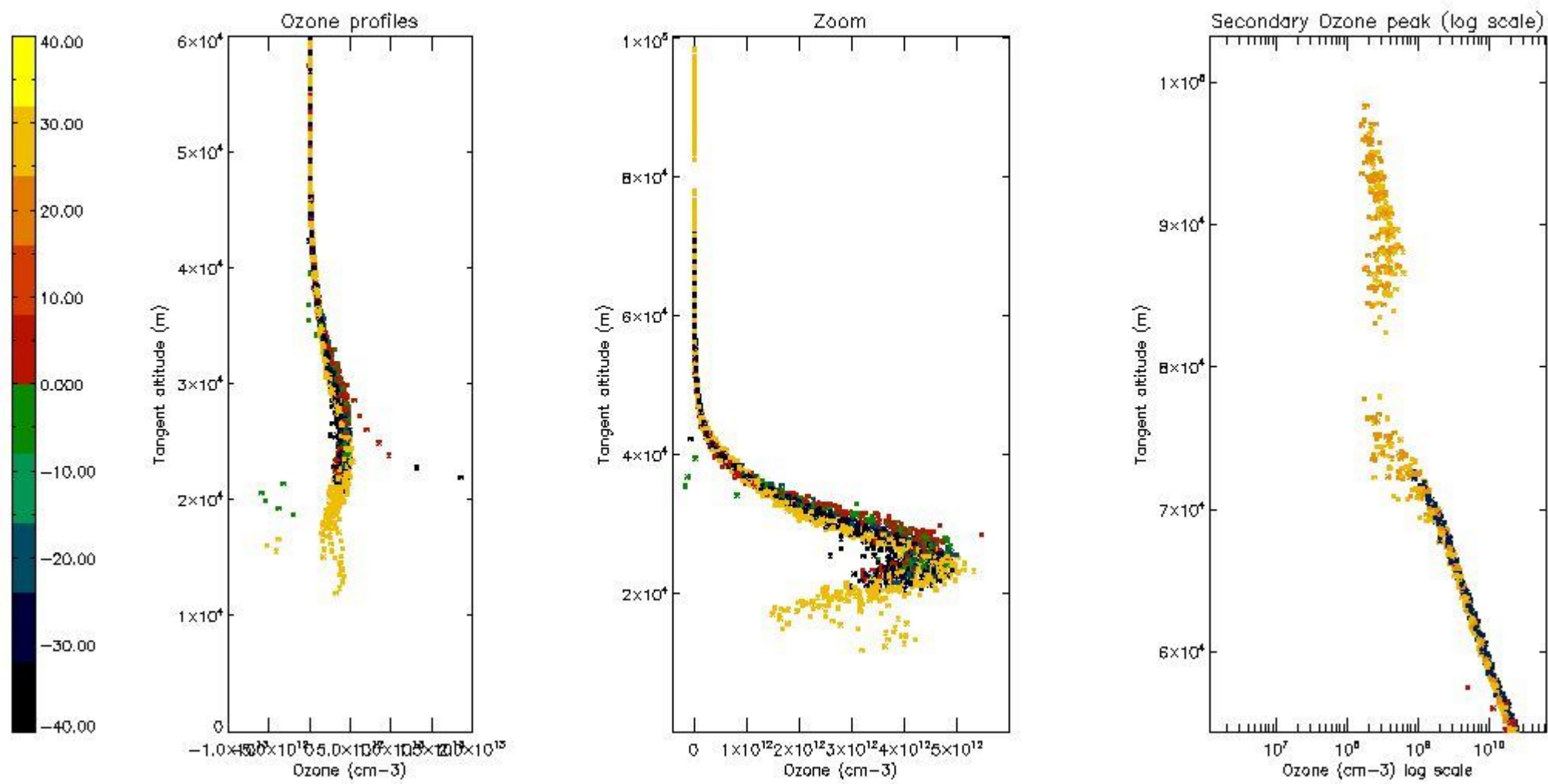
5.3 Plot ozone profiles where STD < 20% (dark without errors)

The colorbar represents the latitude.



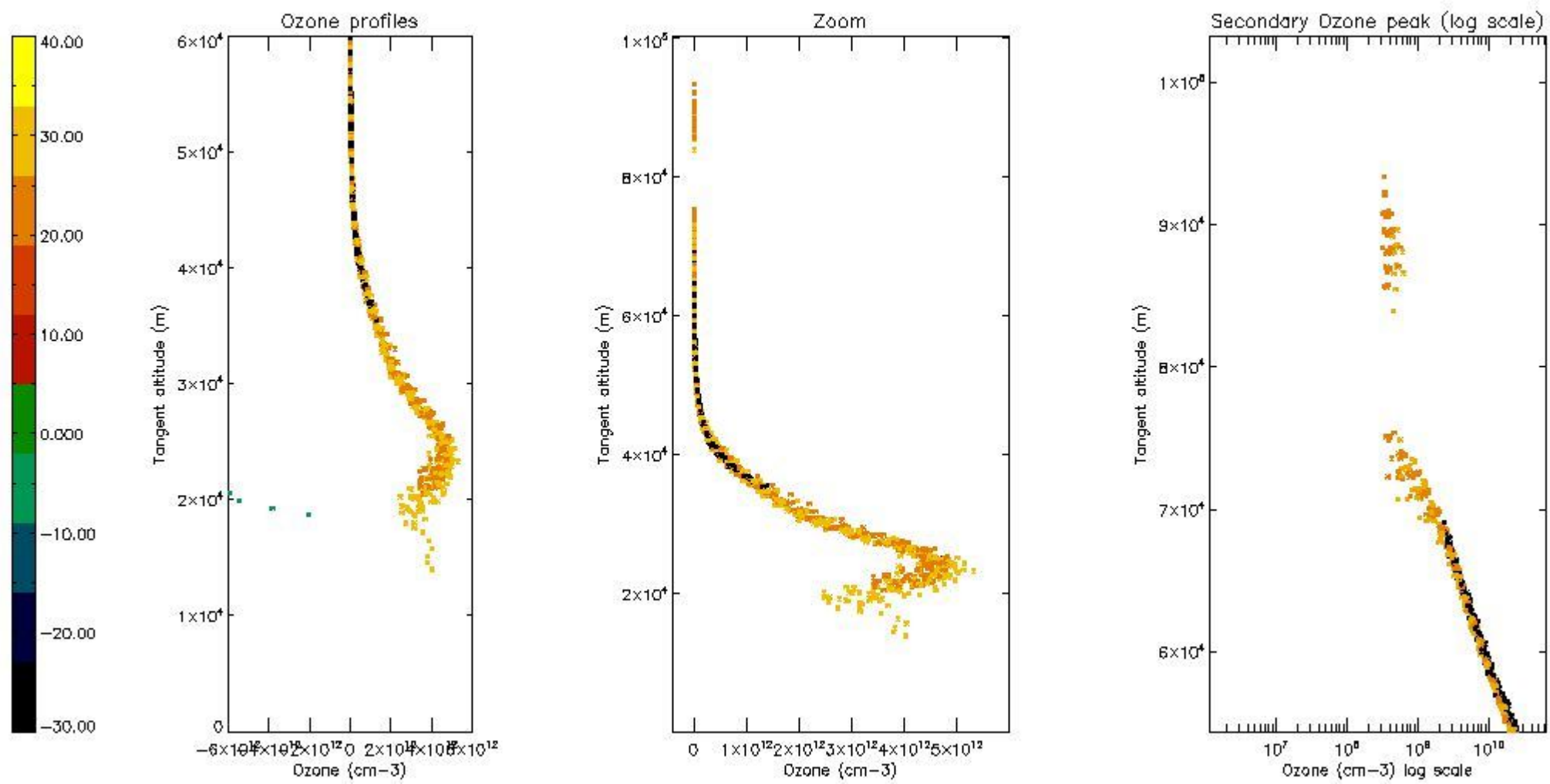
*5.4 Plot ozone profiles where STD < 10% (dark without errors)*

The colorbar represents the latitude.



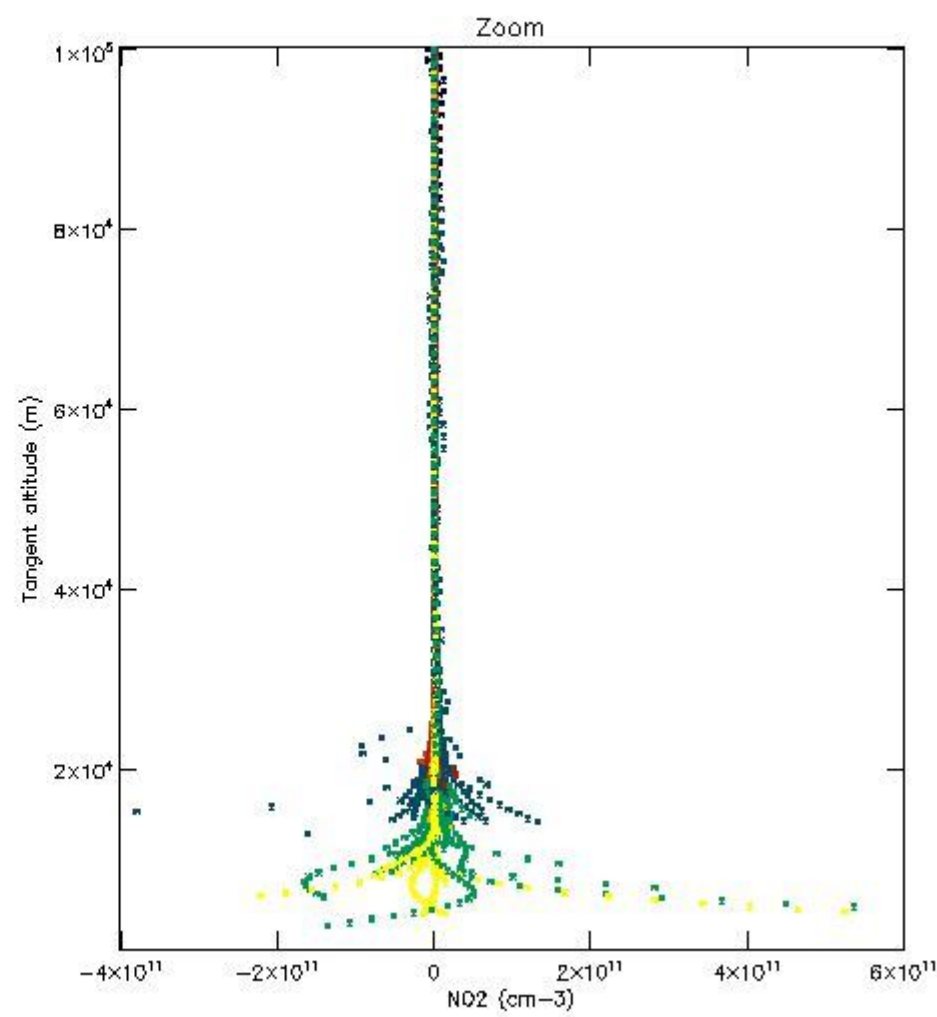
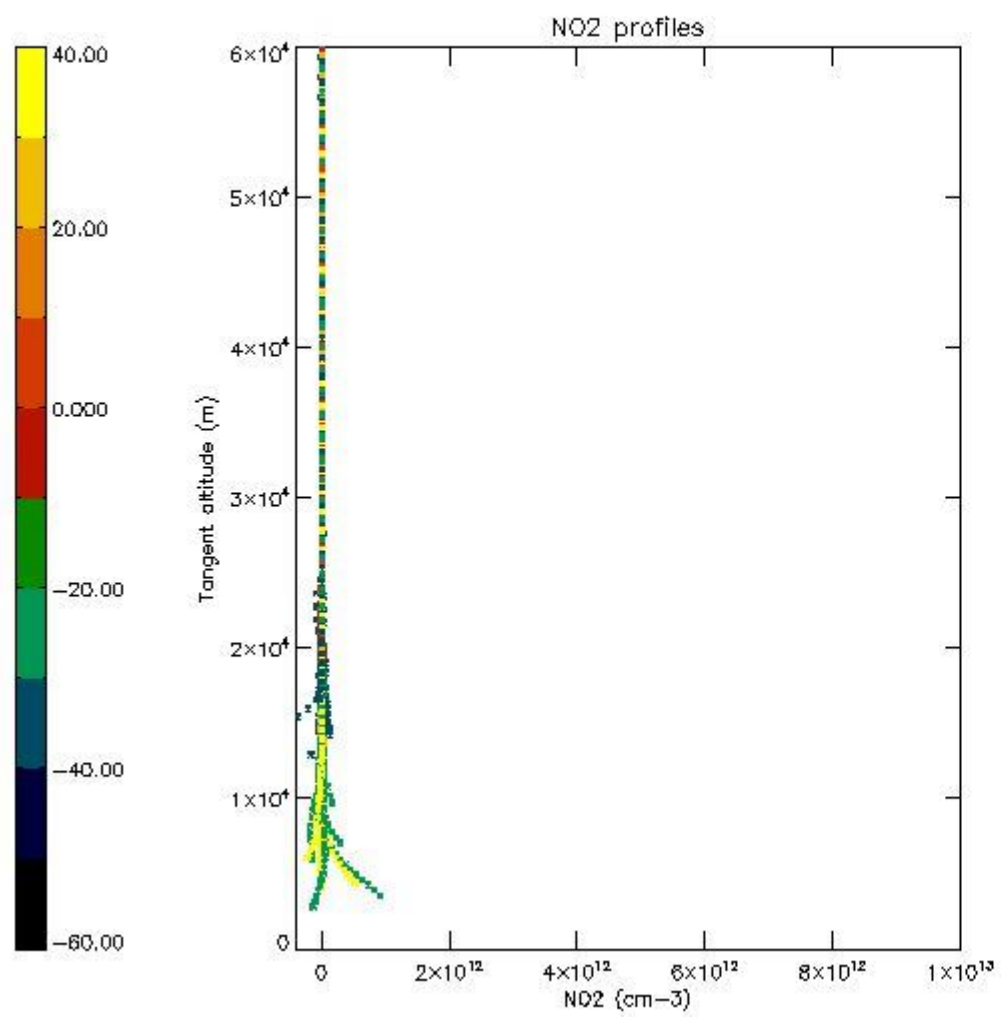
*5.5 Plot ozone profiles where STD < 5% (dark without errors)*

The colorbar represents the latitude.



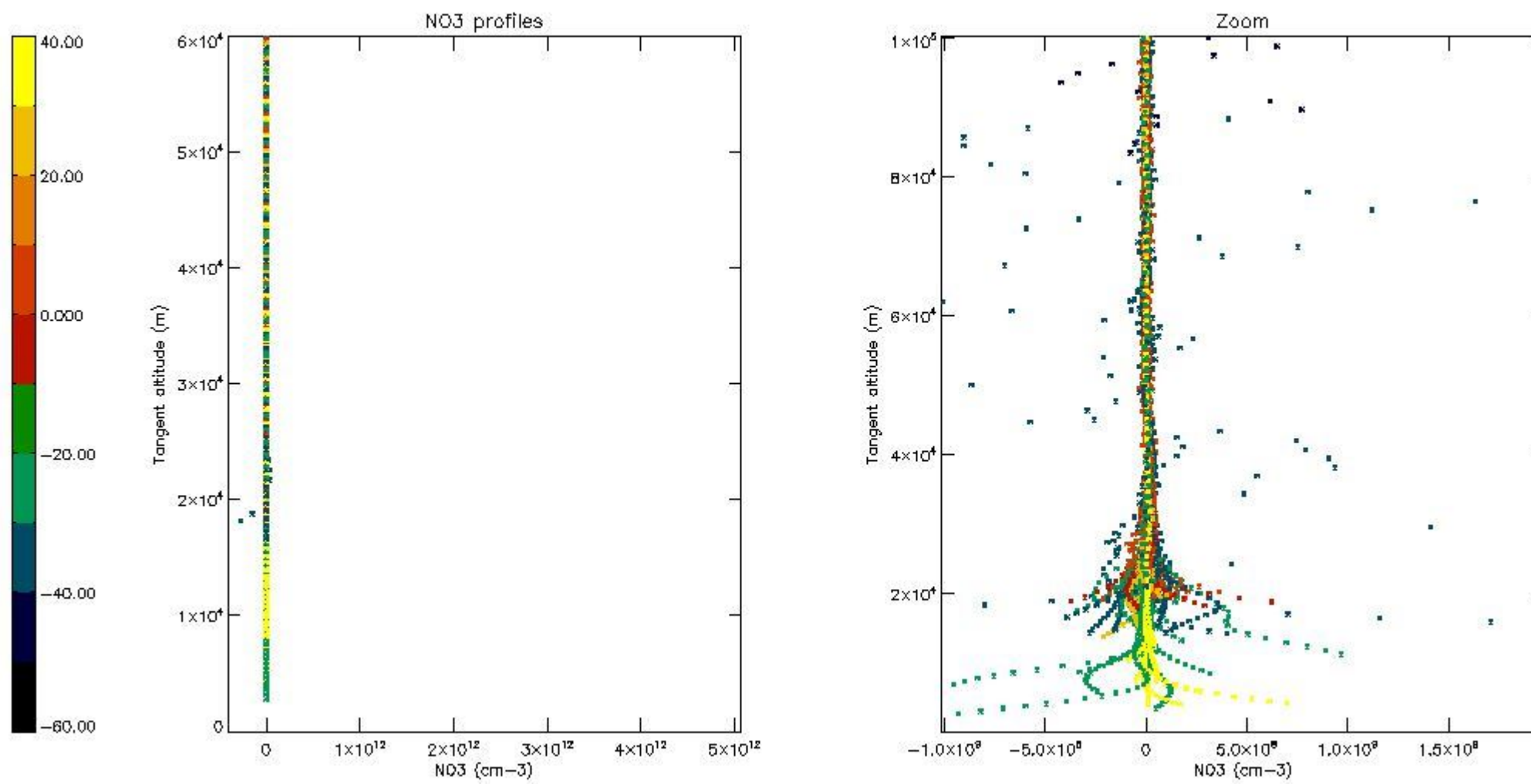
*5.6 Plot NO<sub>2</sub> profiles for all STD (dark without errors)*

The colorbar represents the latitude.



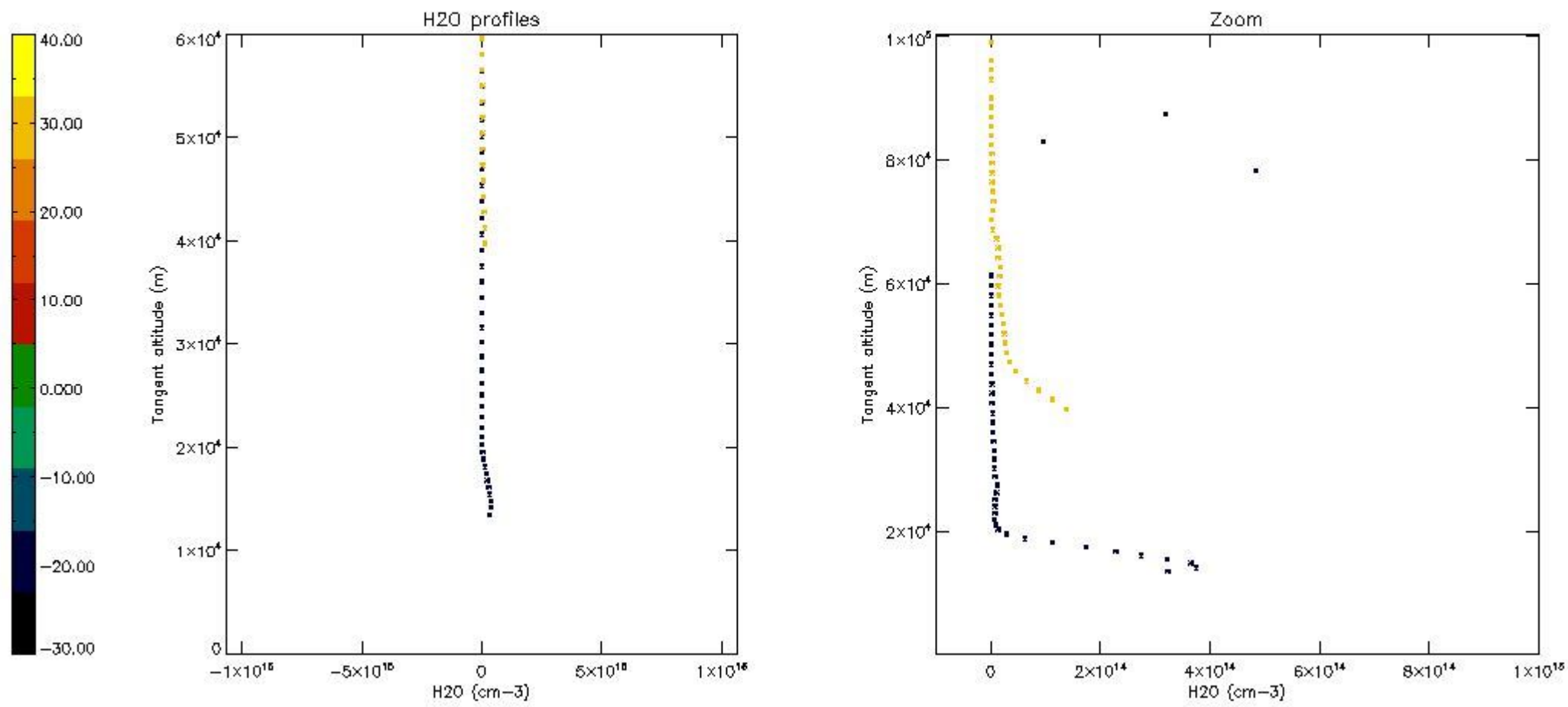
*5.7 Plot NO3 profiles for all STD (dark without errors)*

The colorbar represents the latitude.



5.8 Plot H<sub>2</sub>O profiles for all STD (only for occultations of stars 1,2,3,4,13,14,16,26,63 dark without errors)

The colorbar represents the latitude.

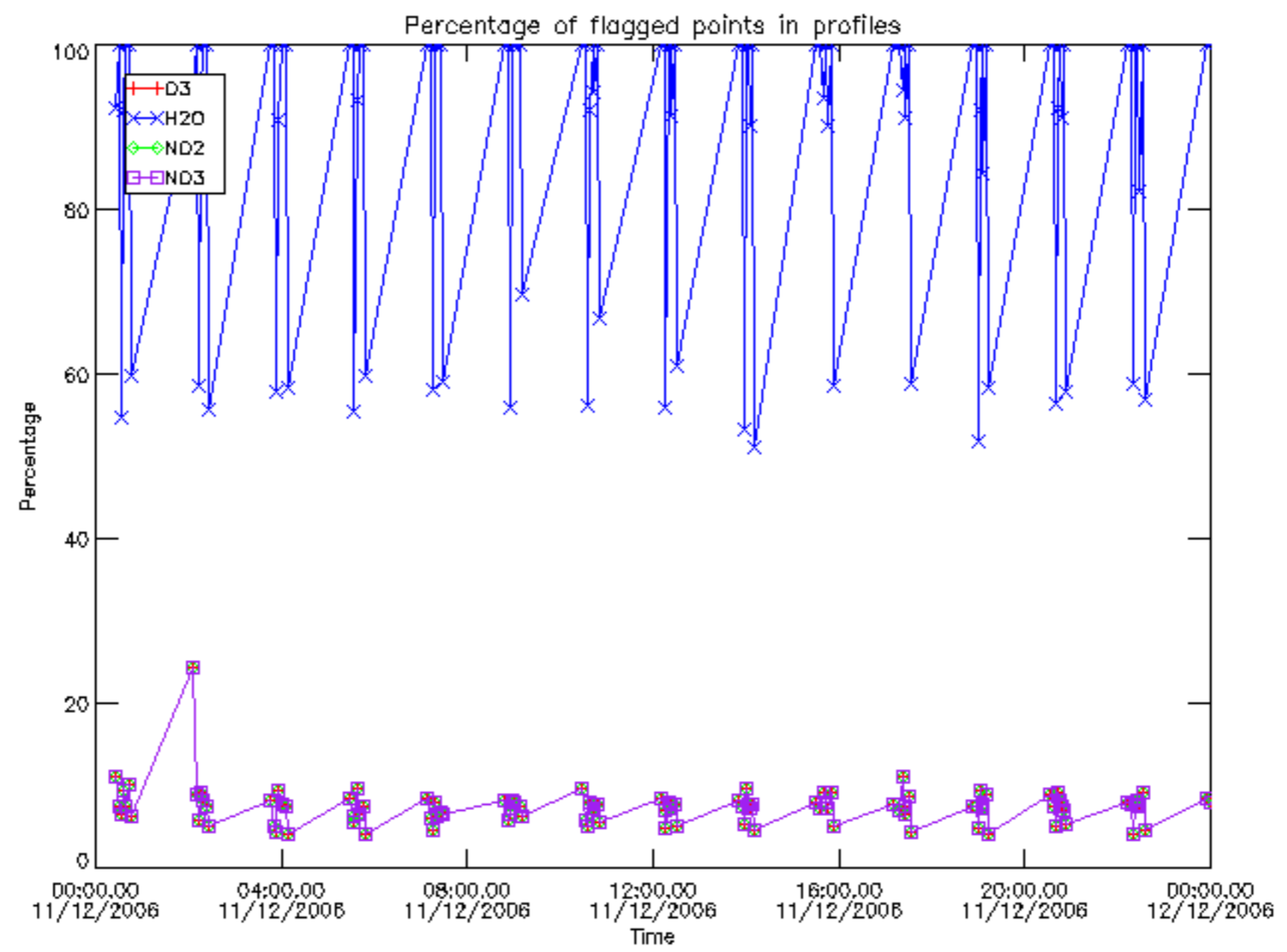


## 6. Auxiliary Data Files used for the production reported in section 2

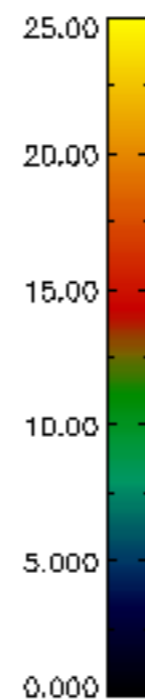
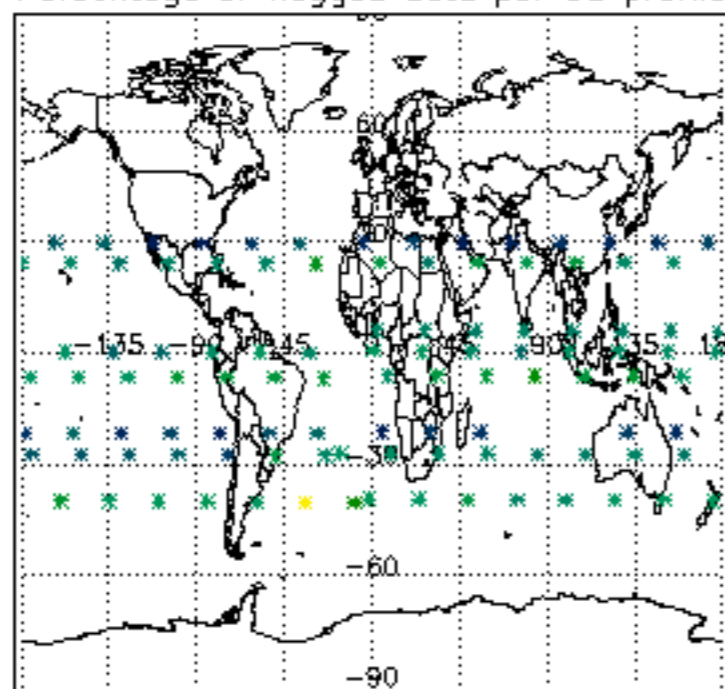
The number reported in the third column indicates since which file (see list in section 2) the corresponding auxiliary file has been used. The fourth column is the date of those product files.

Type	Auxiliary Filename	Used since product	Used since product date
INST_PHYS_CHARACTERISTICS	GOM_INS_AXVIEC20091111_143220_20030716_120000_20500101_000000	1	11-DEC-2006 00:00:29
LEVEL-2_PROC_CONFIG	GOM_PR2_AXVIEC20091111_152718_20020301_000000_20500101_000000	1	11-DEC-2006 00:00:29
CROSS_SECTIONS_FILE	GOM_CRS_AXVIEC20091111_154832_20020301_000000_20500101_000000	1	11-DEC-2006 00:00:29

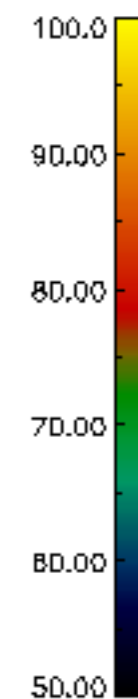
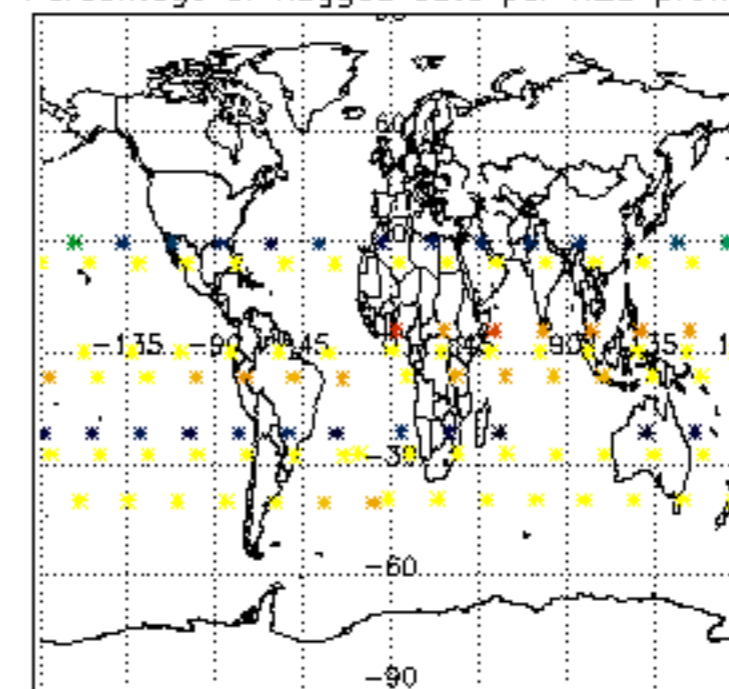




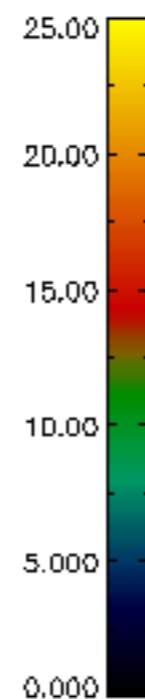
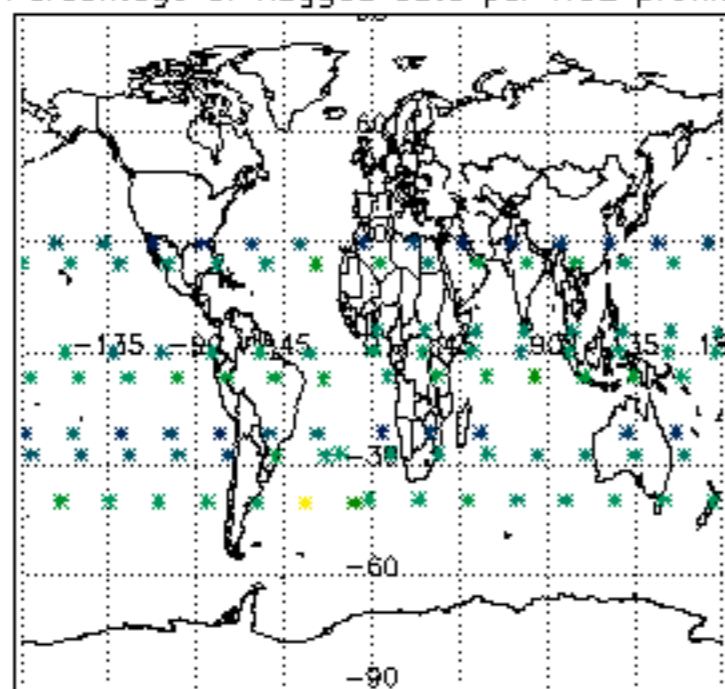
Percentage of flagged data per D3 profile



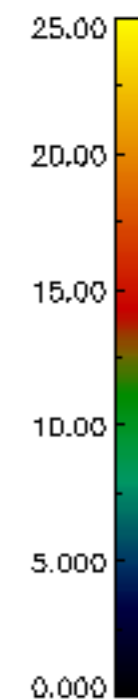
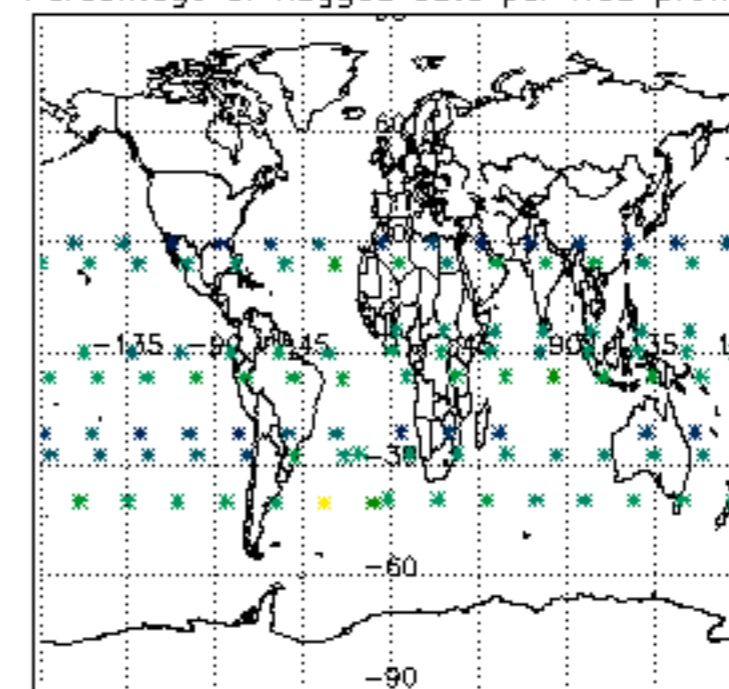
Percentage of flagged data per H2O profile

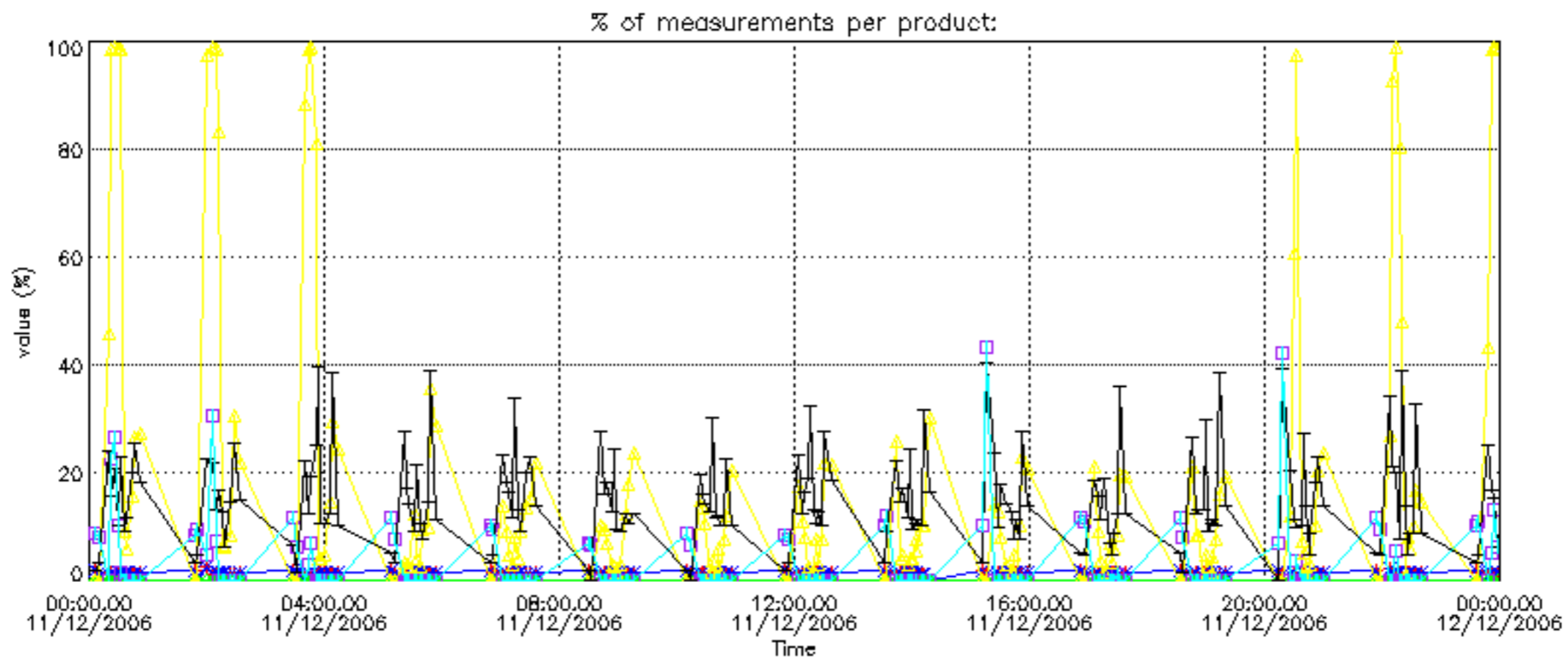
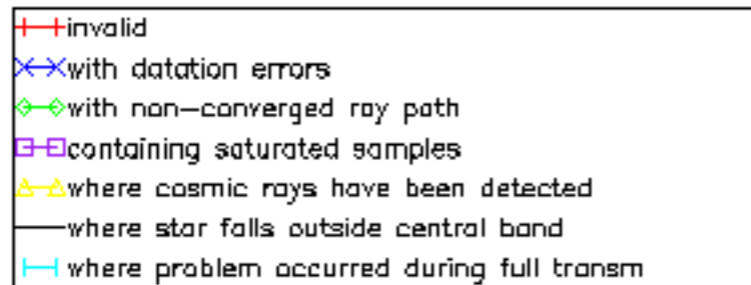


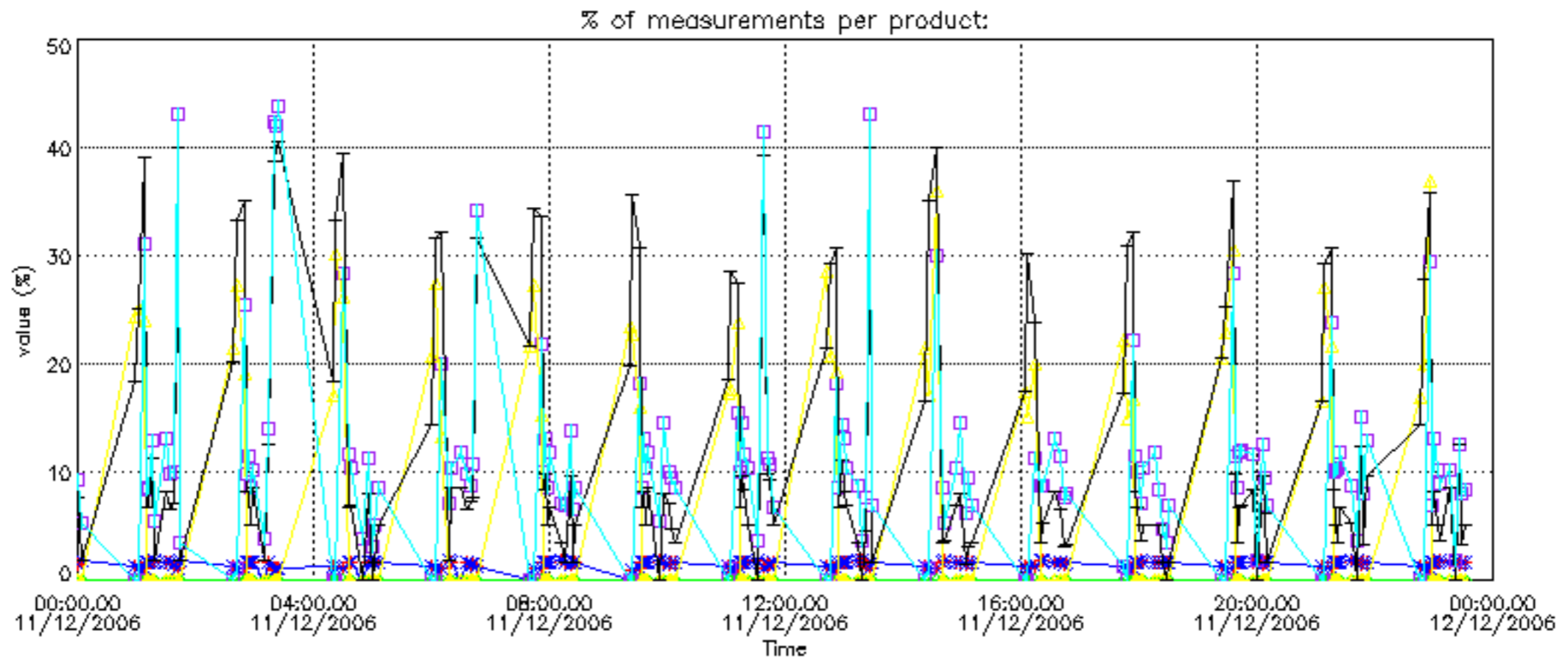
Percentage of flagged data per NO2 profile



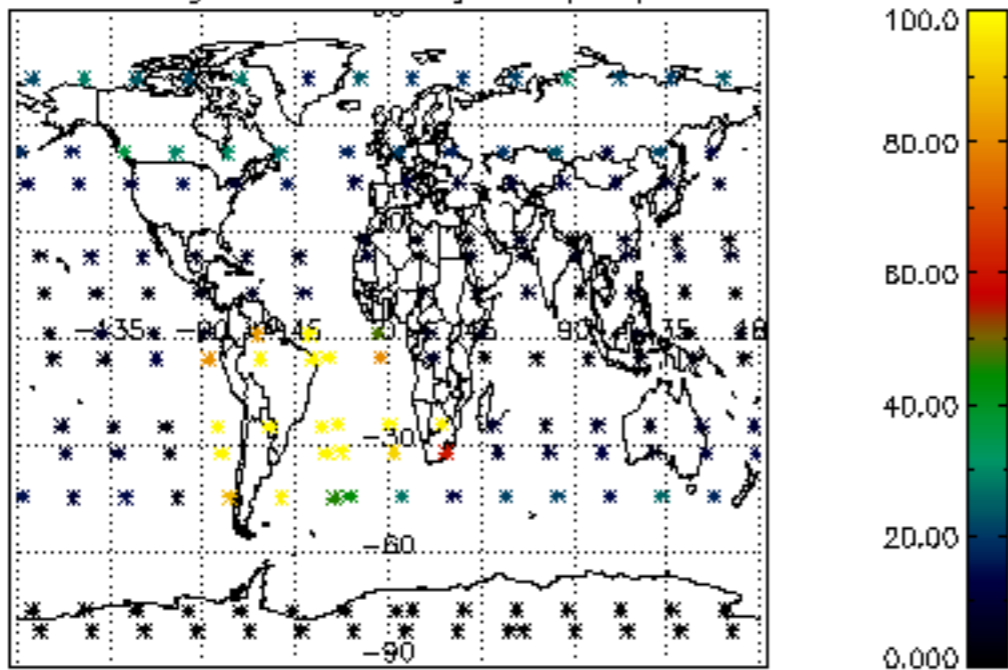
Percentage of flagged data per NO3 profile



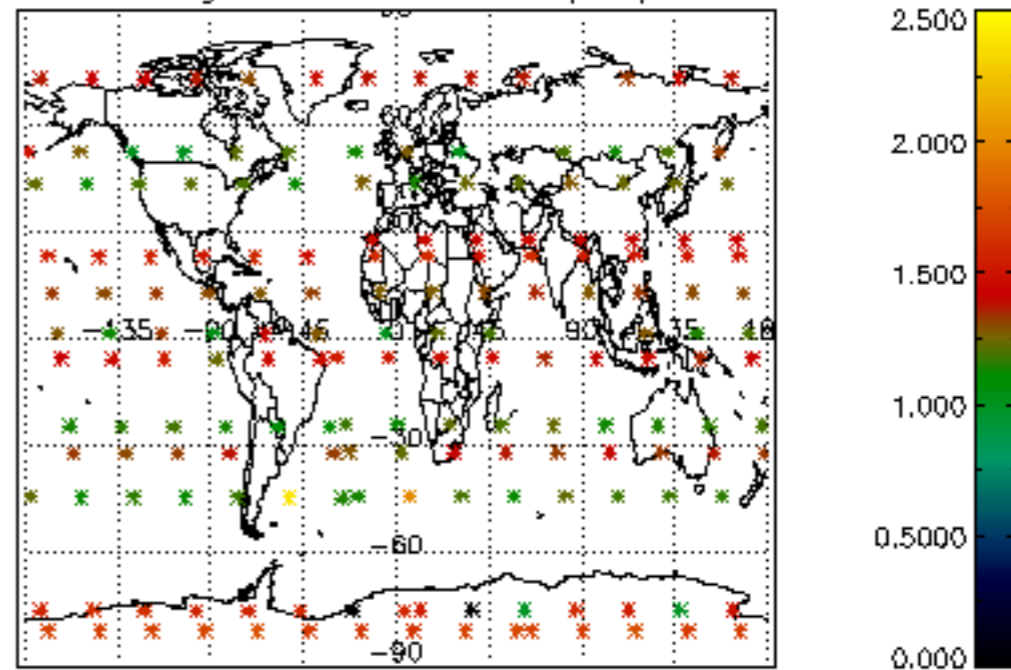




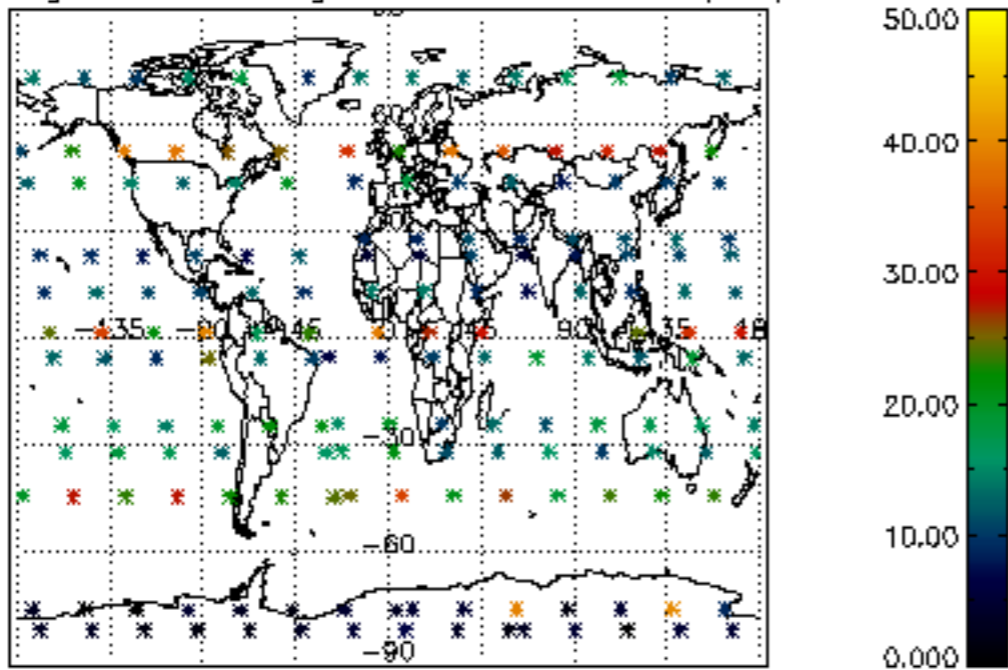
Percentage of cosmic ray hits per profile



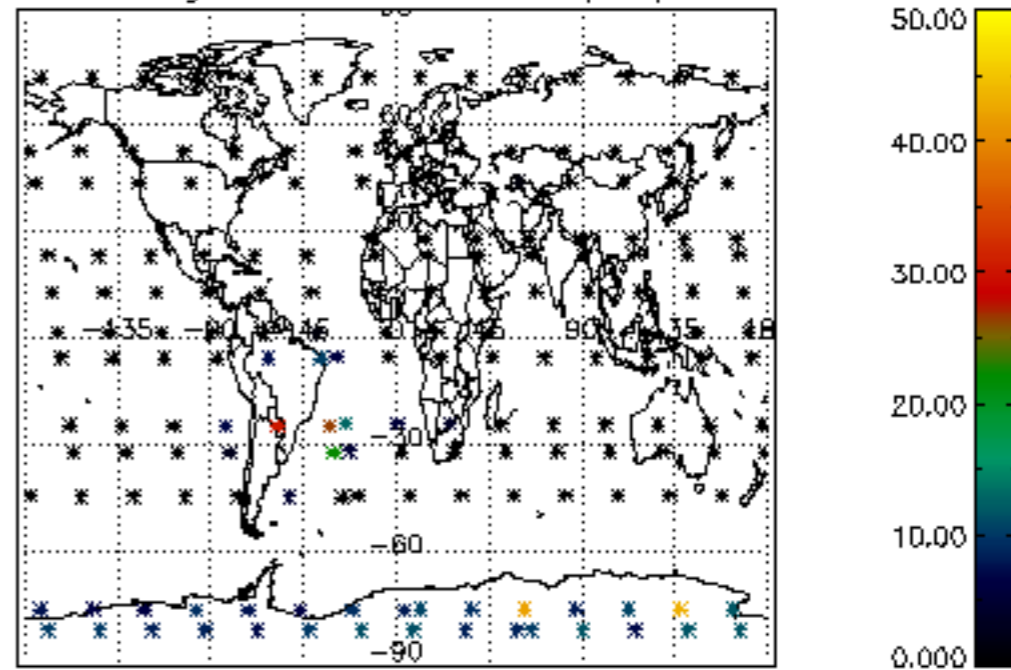
Percentage of datation errors per profile



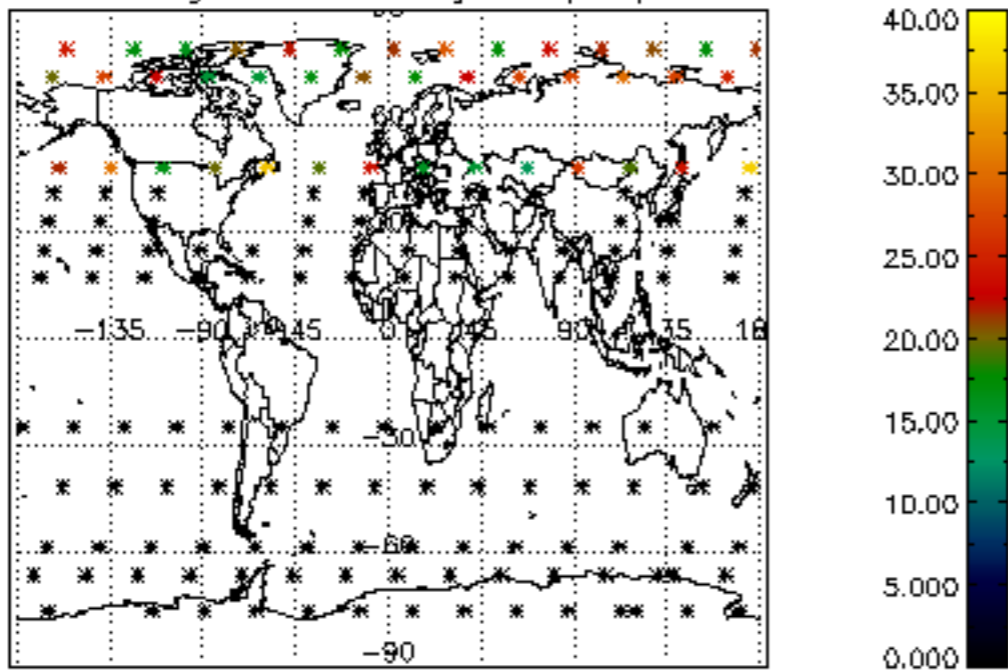
Percentage of star falling outside central band per profile



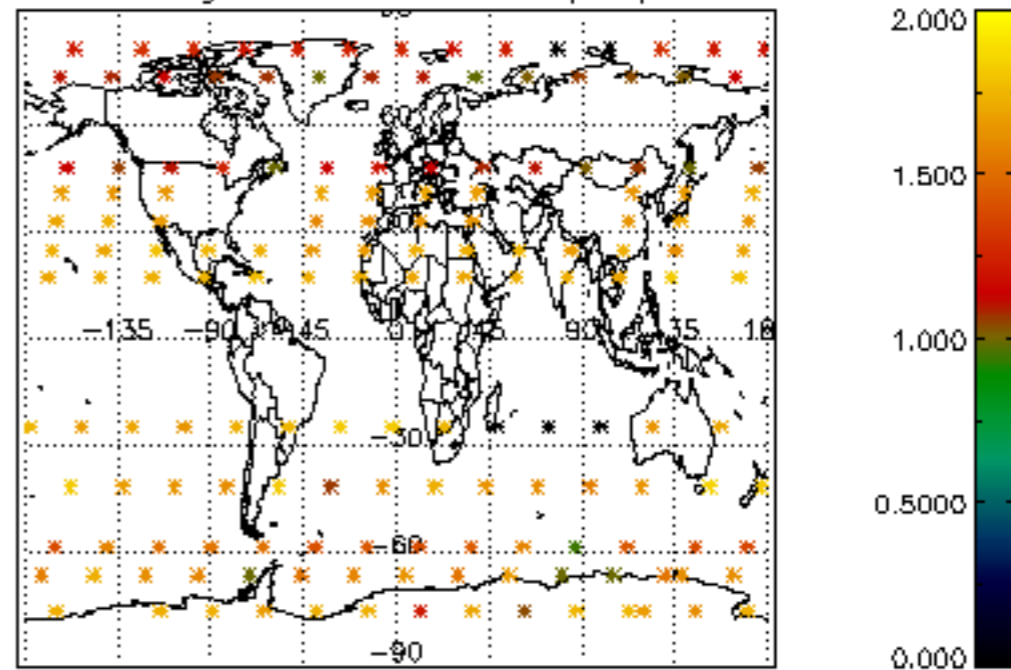
Percentage of saturation errors per profile



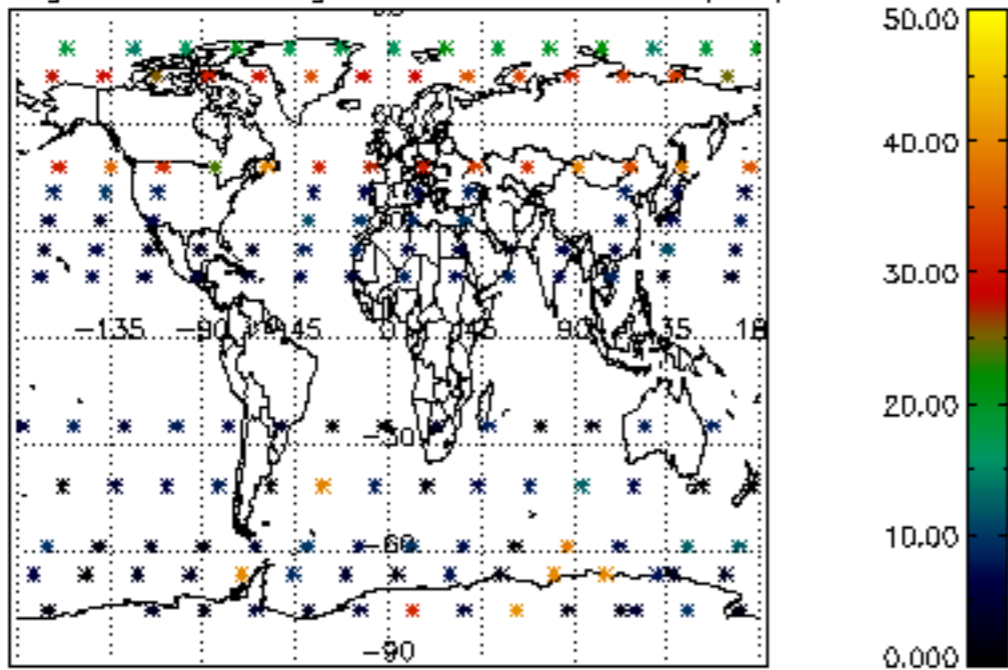
Percentage of cosmic ray hits per profile



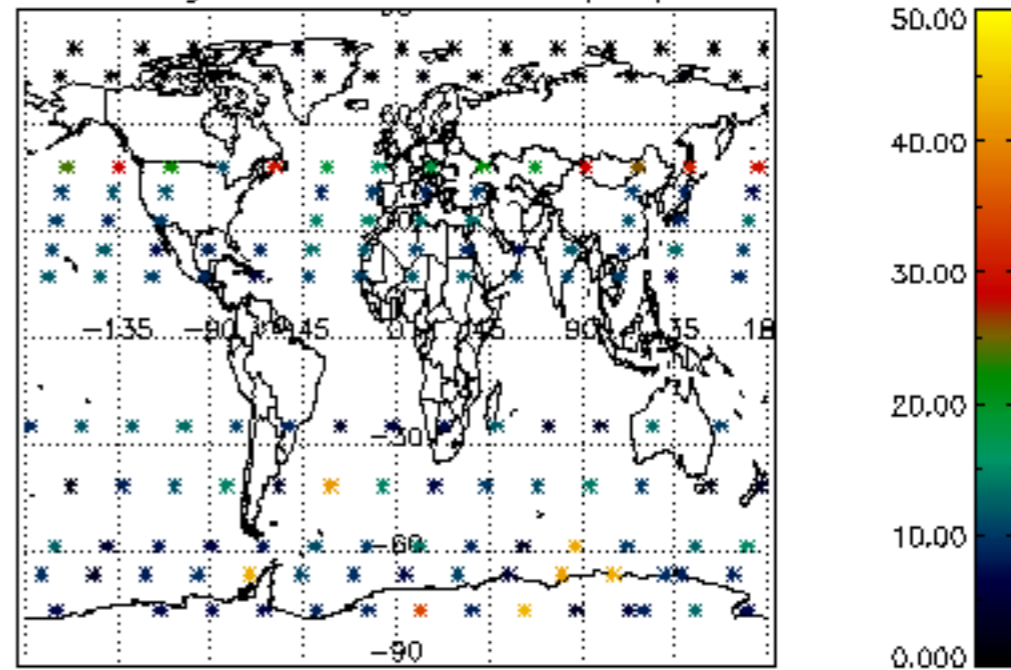
Percentage of datation errors per profile

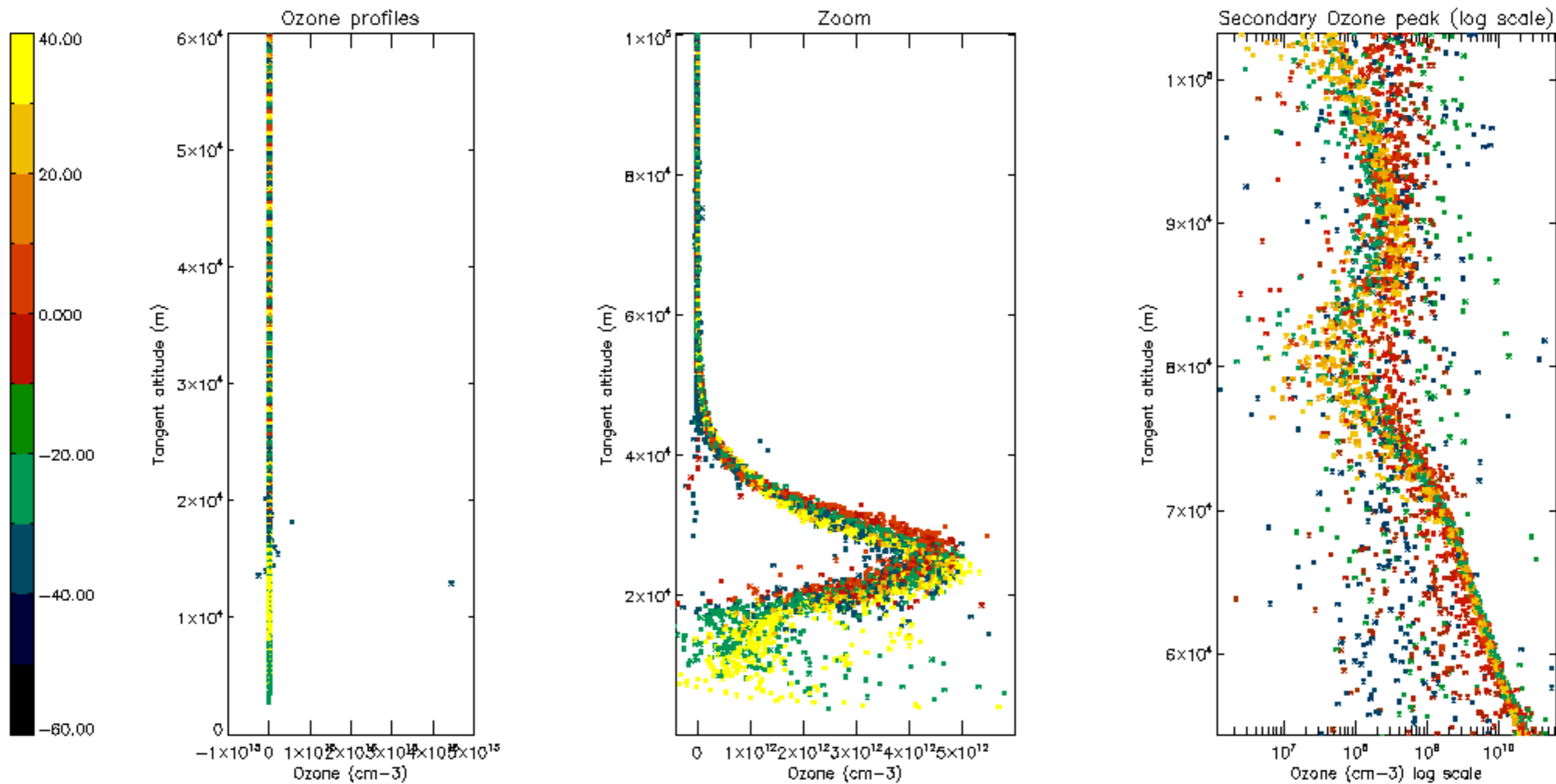


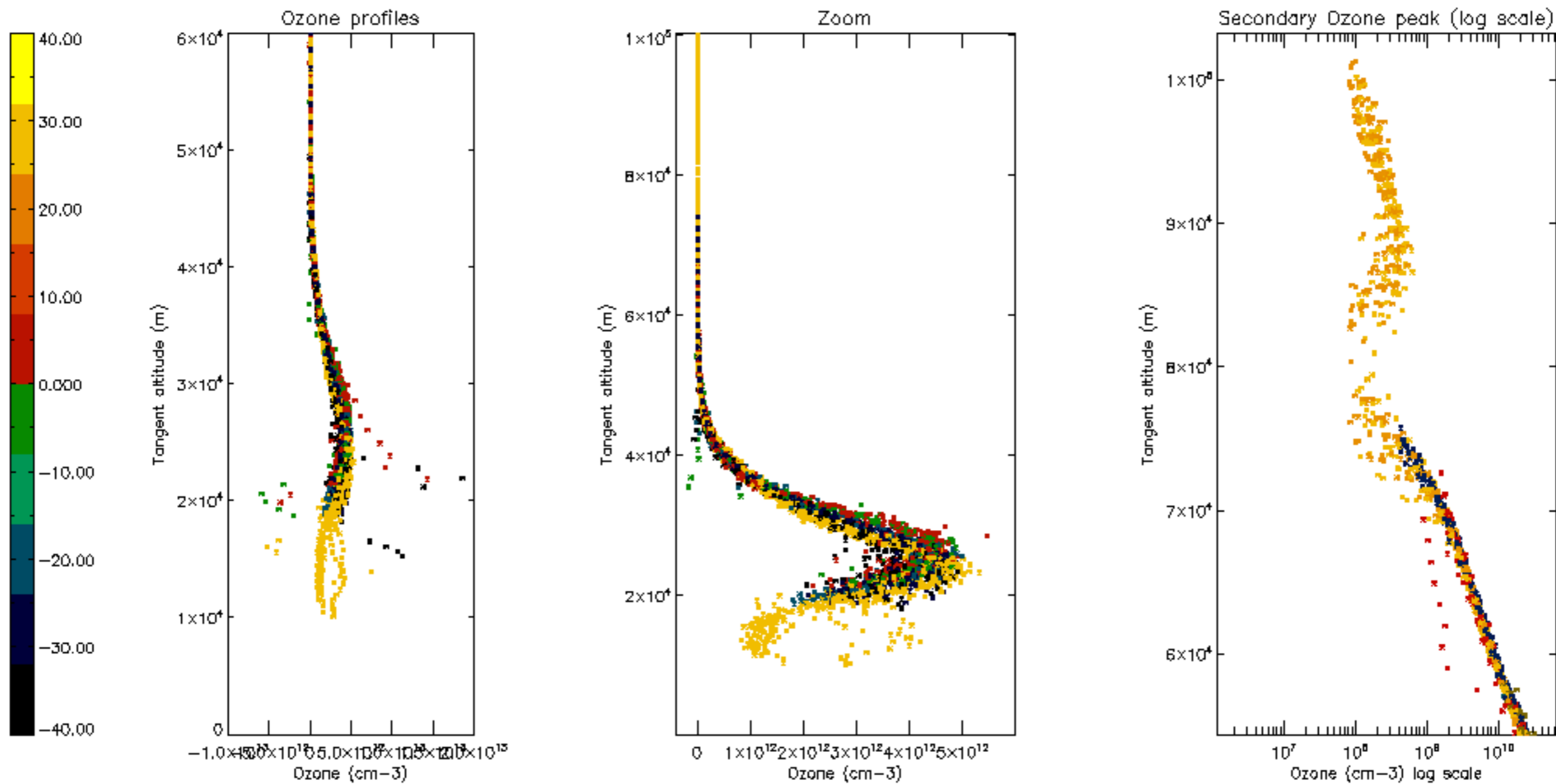
Percentage of star falling outside central band per profile



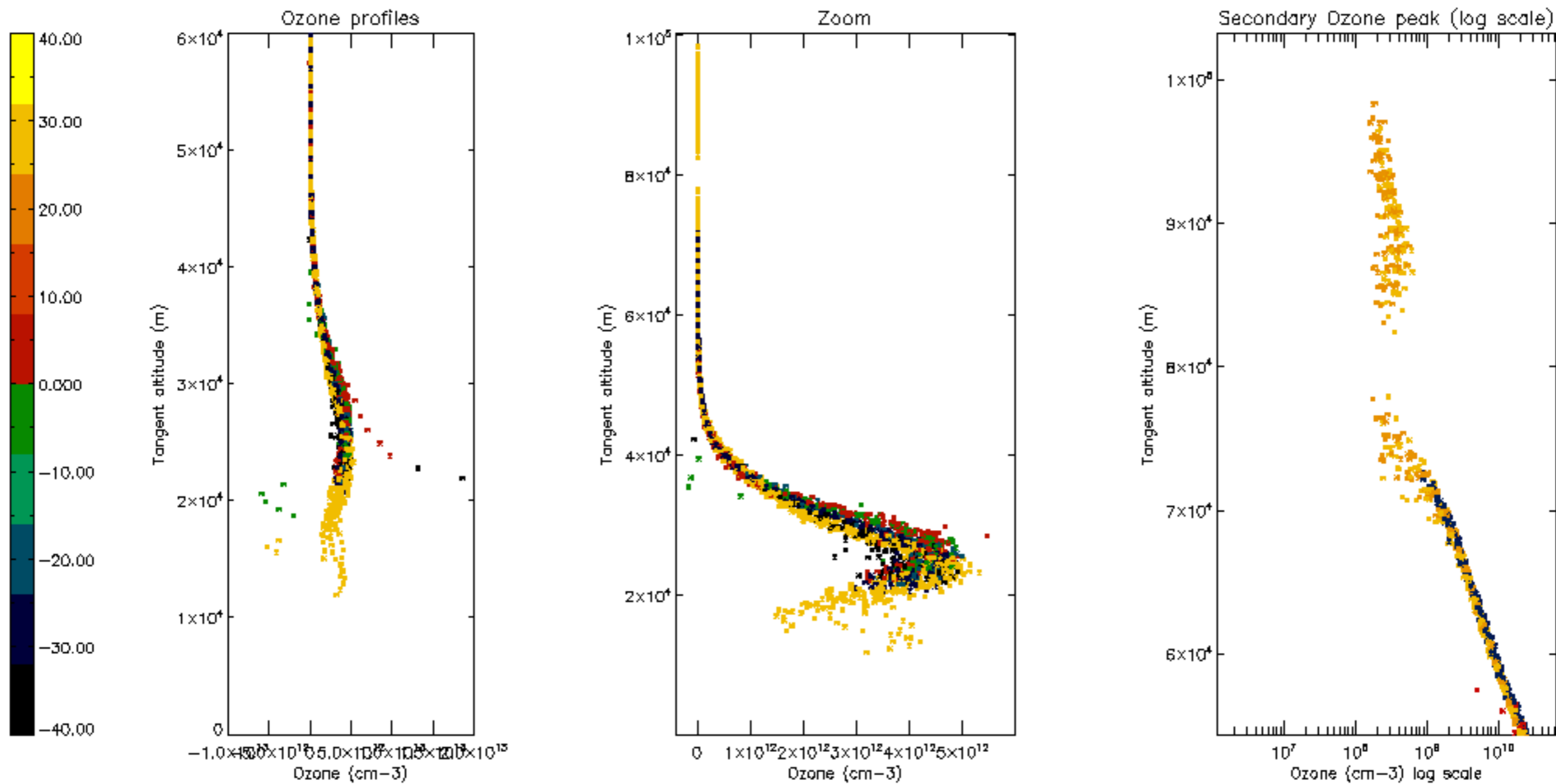
Percentage of saturation errors per profile

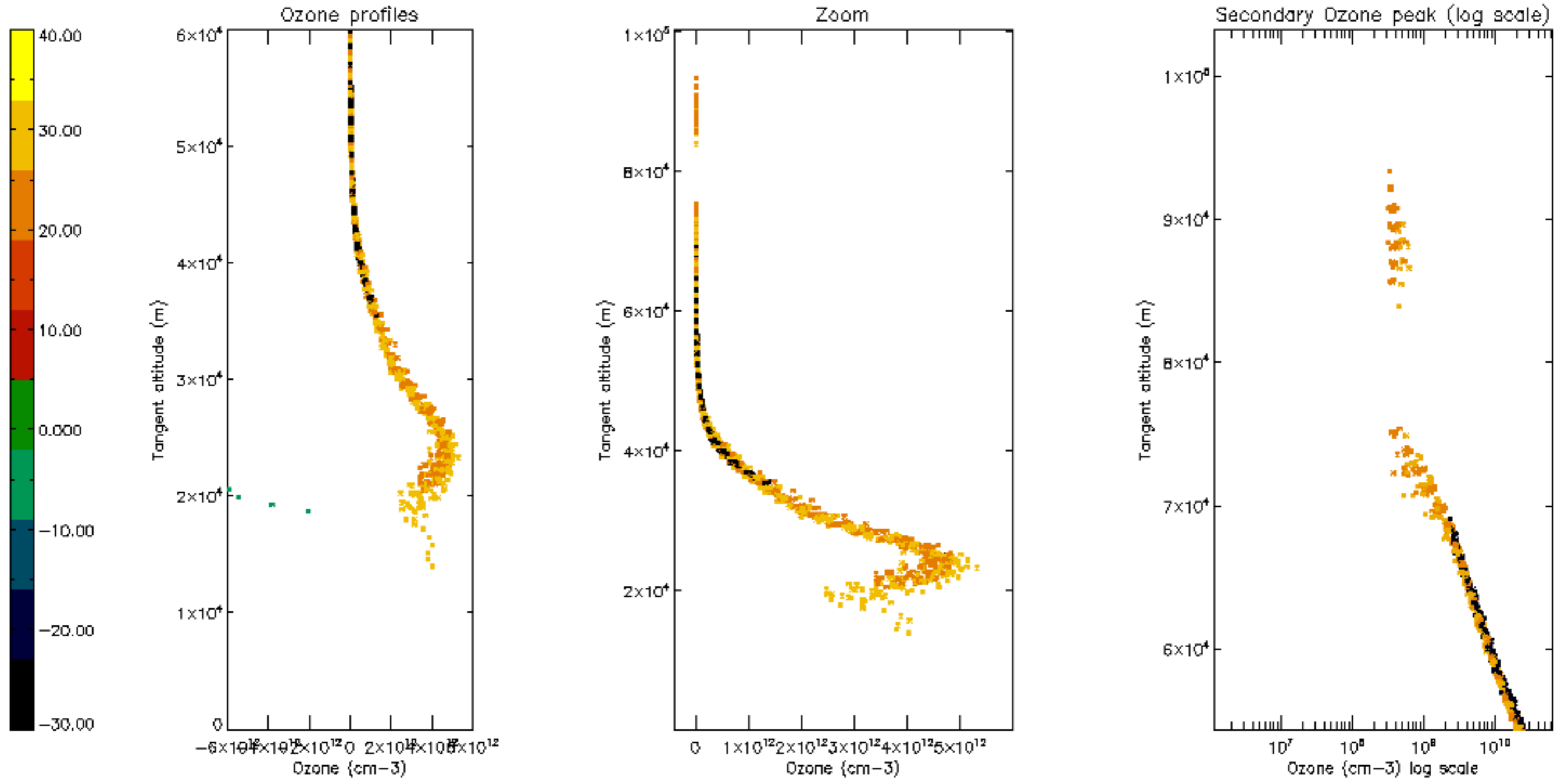


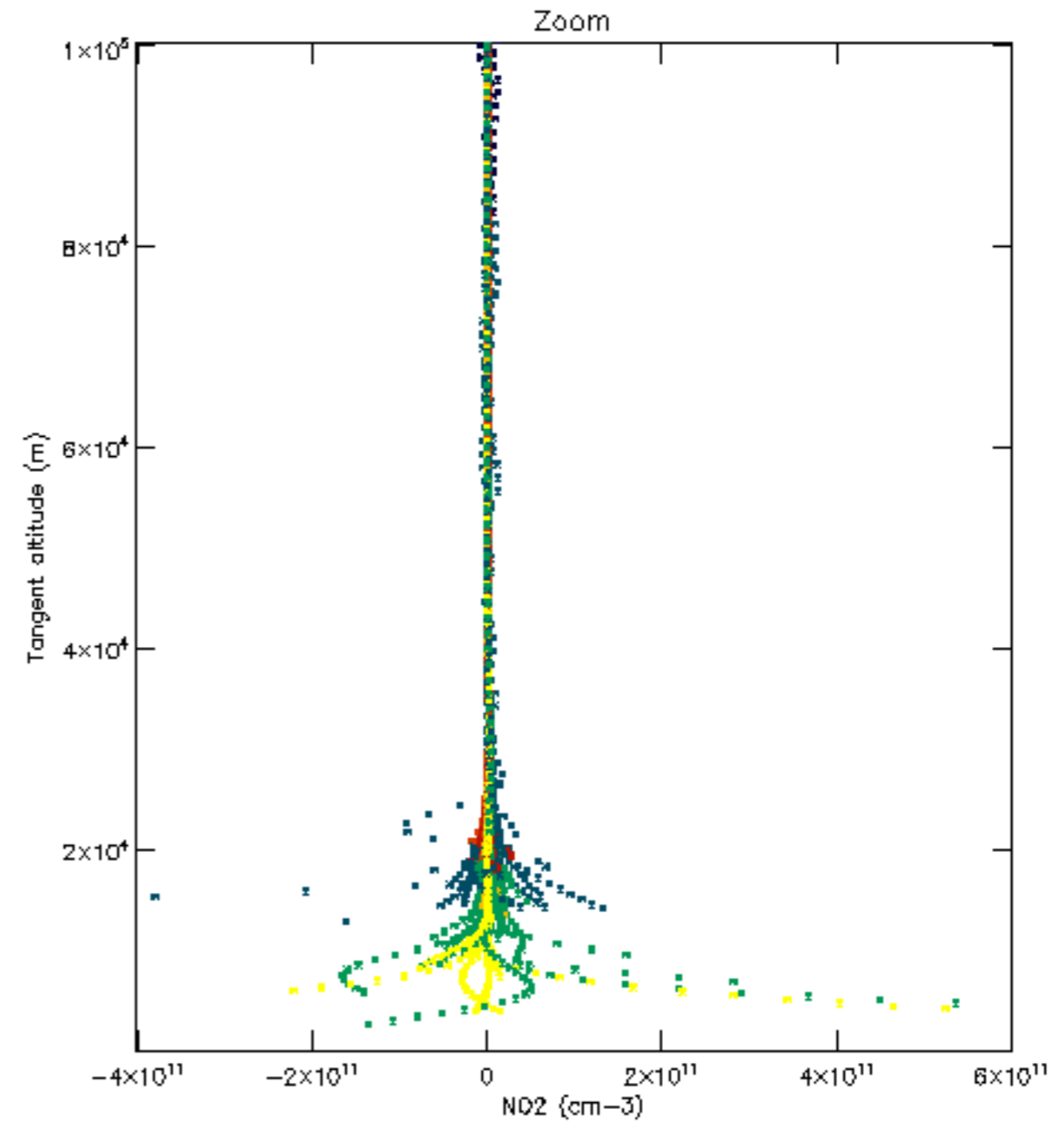
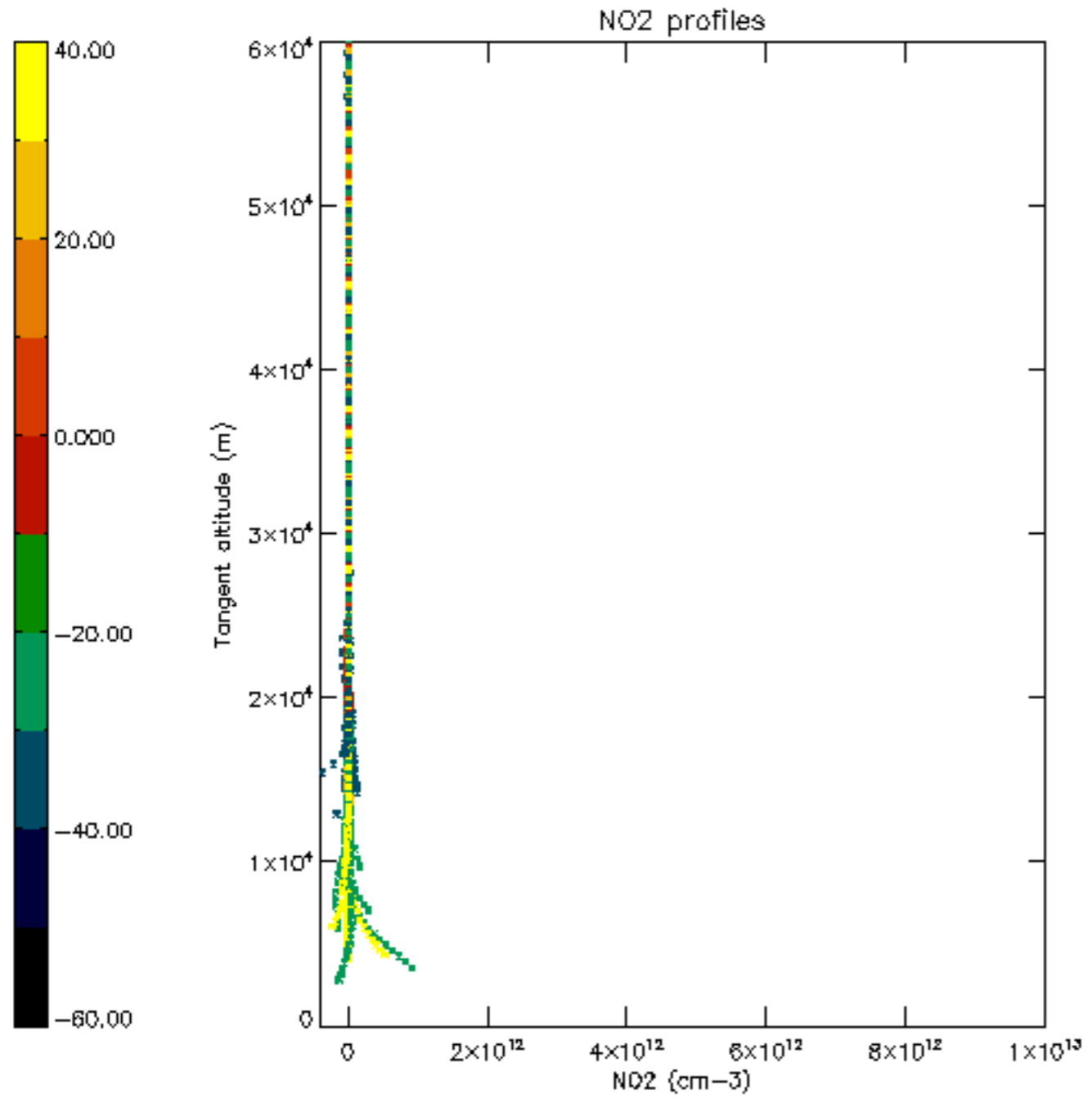


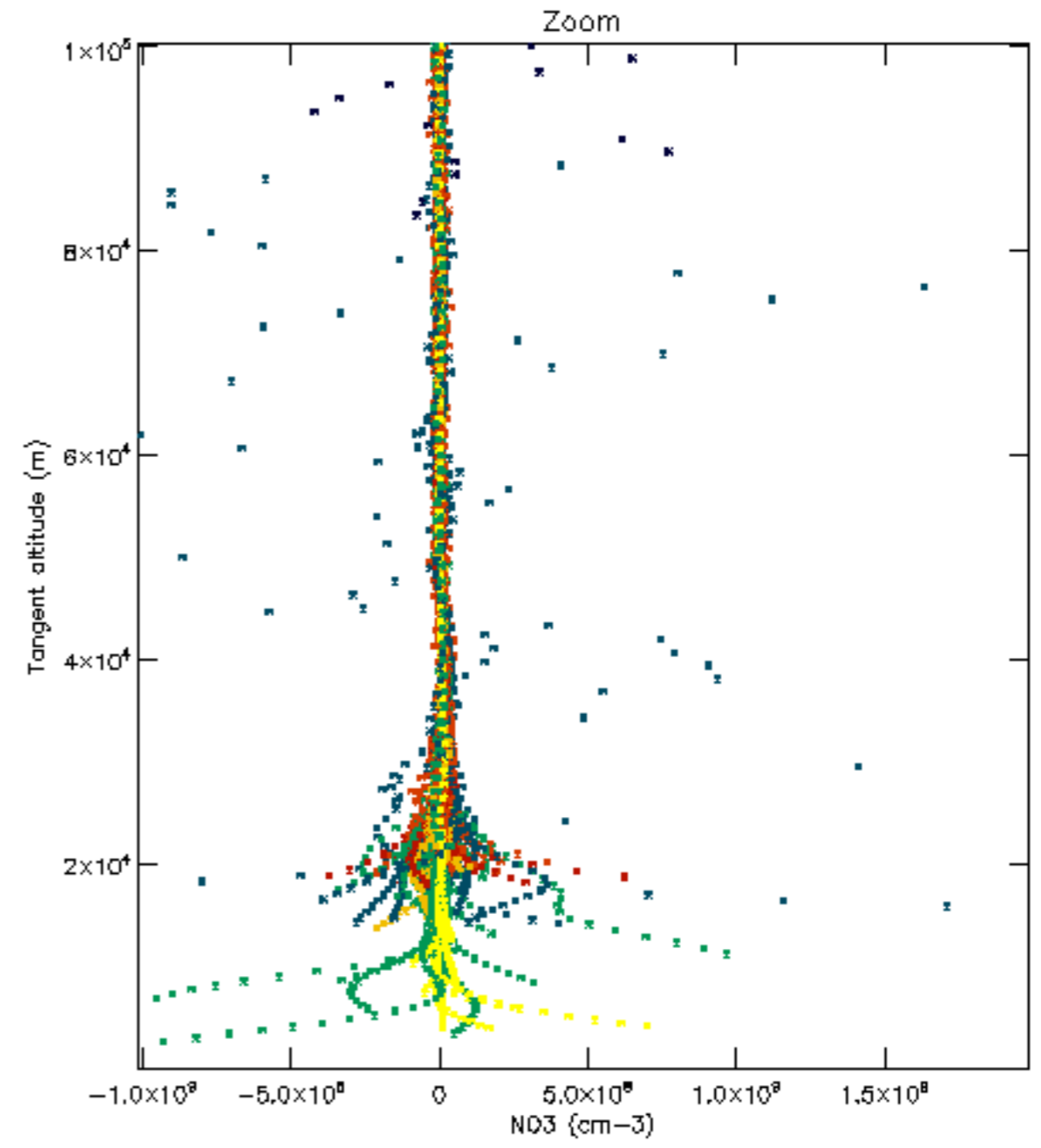
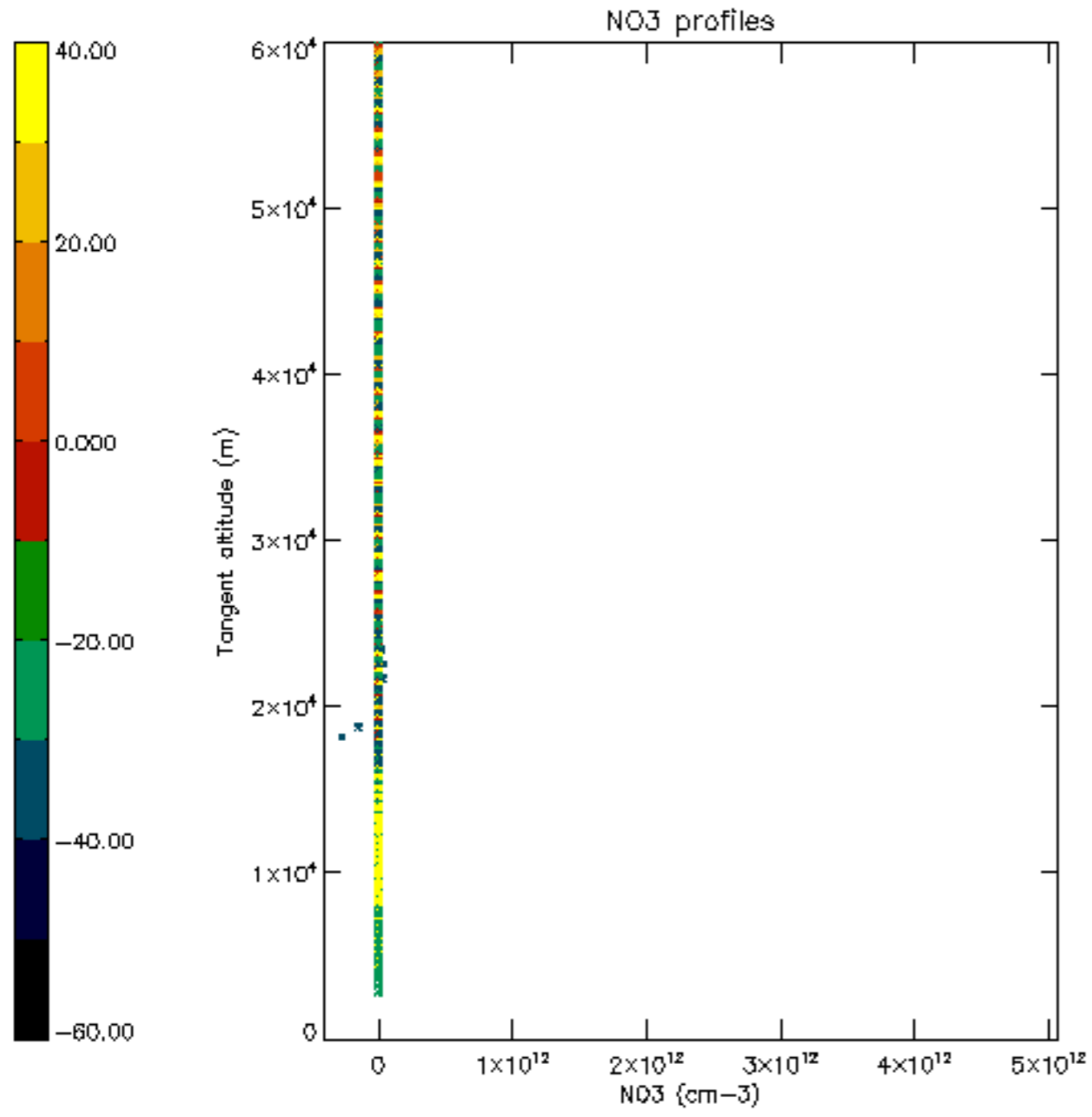


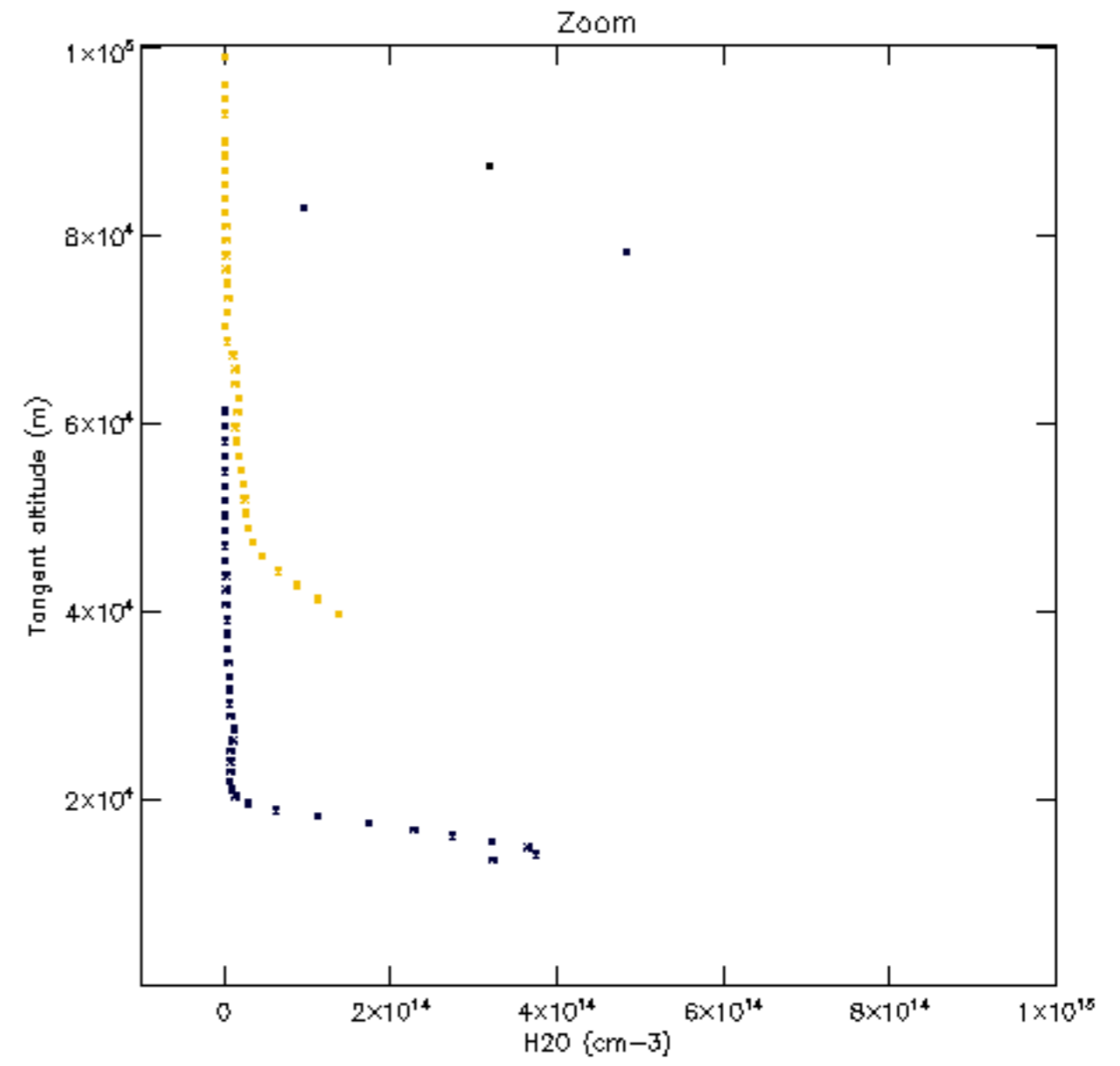
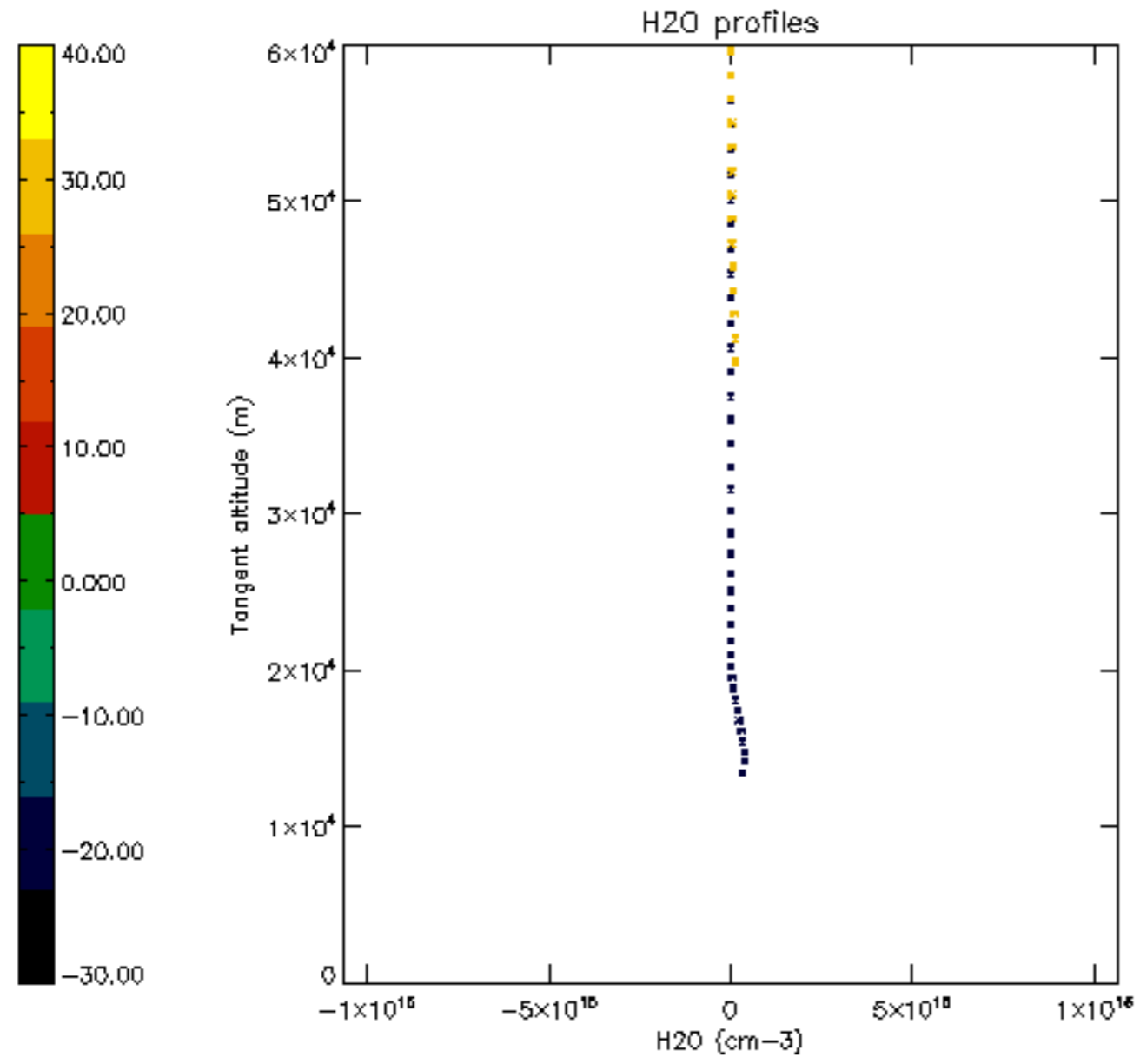


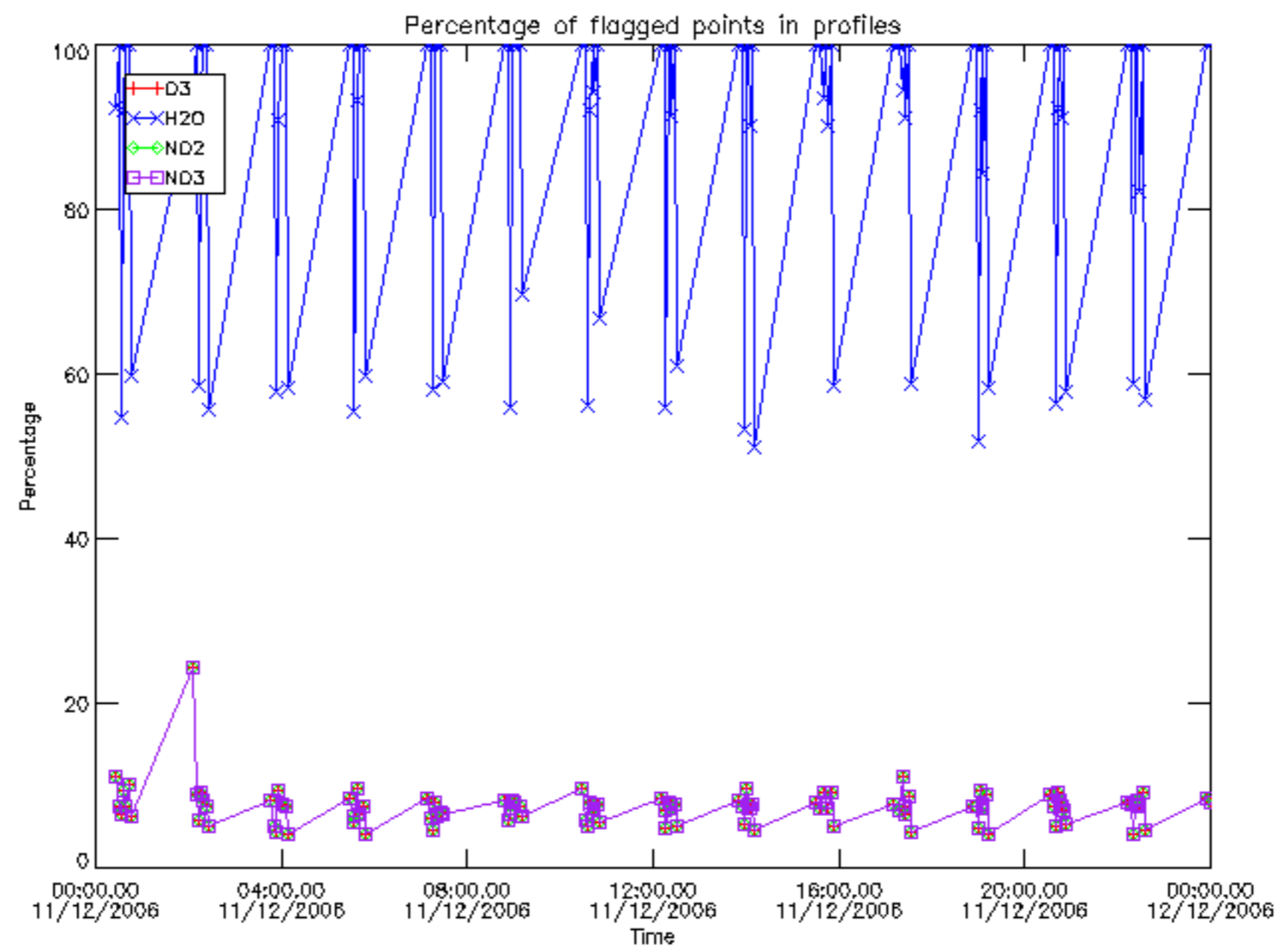




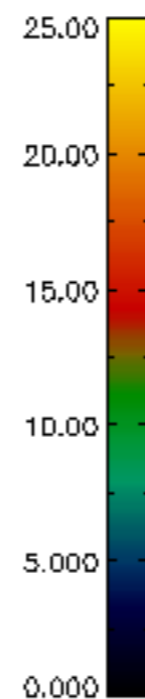
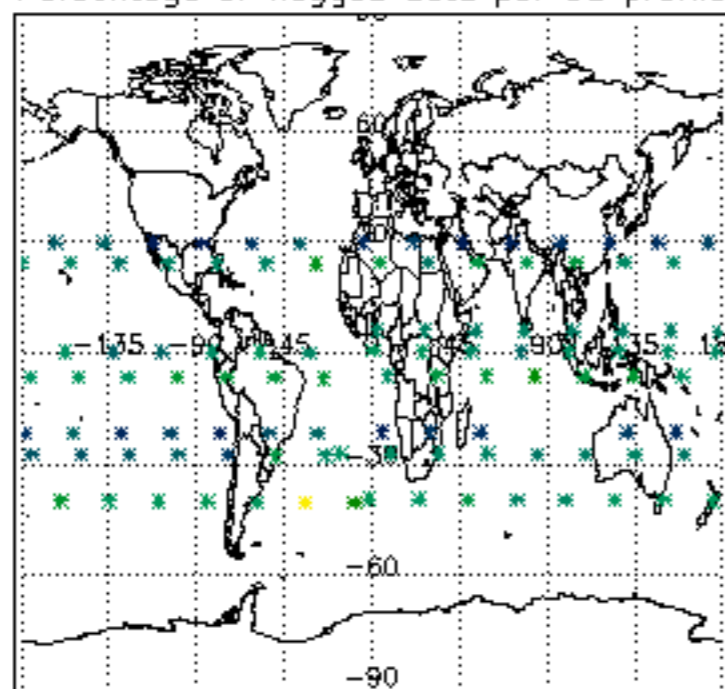




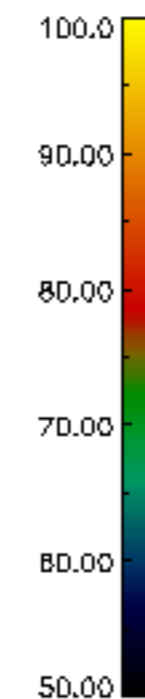
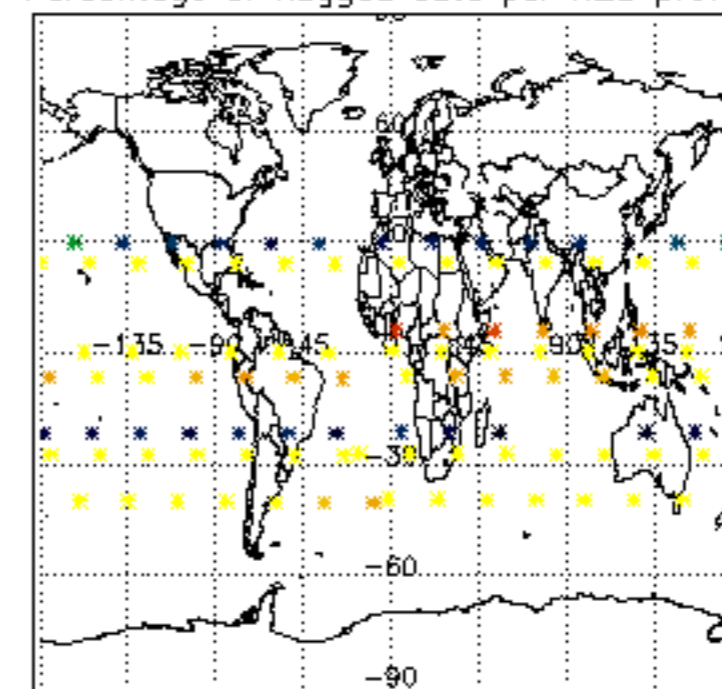




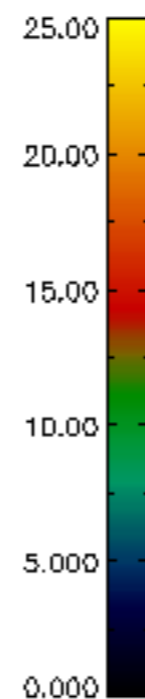
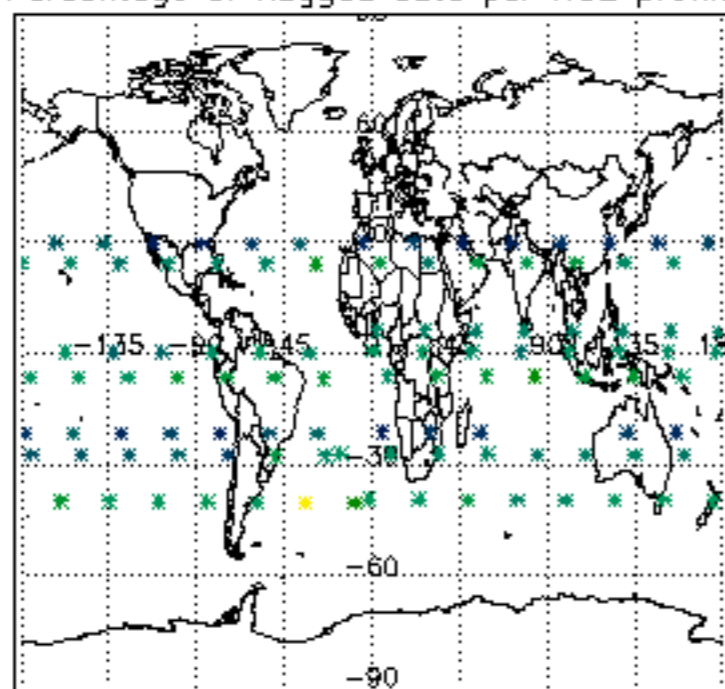
Percentage of flagged data per D3 profile



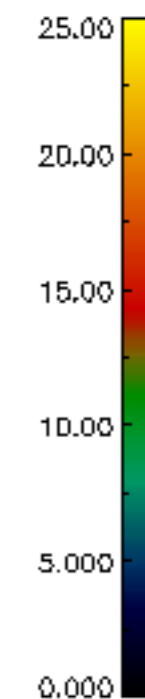
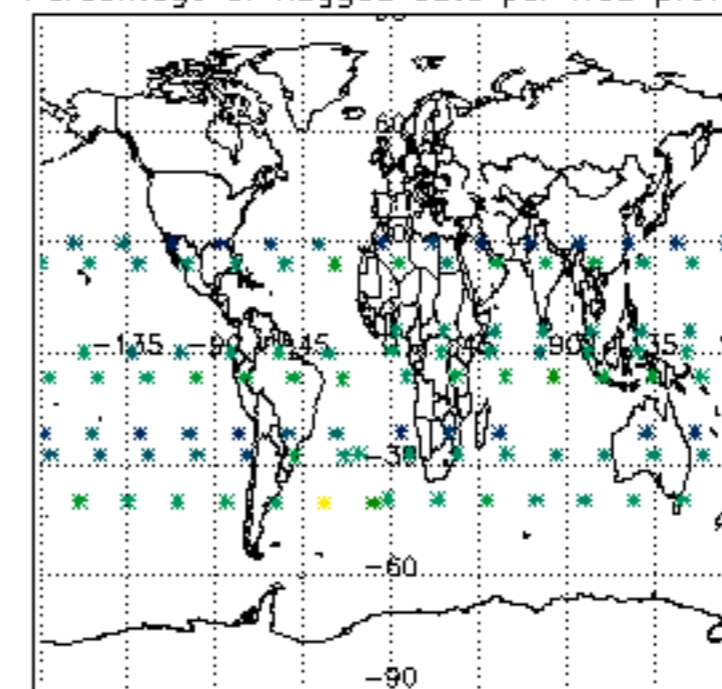
Percentage of flagged data per H2O profile

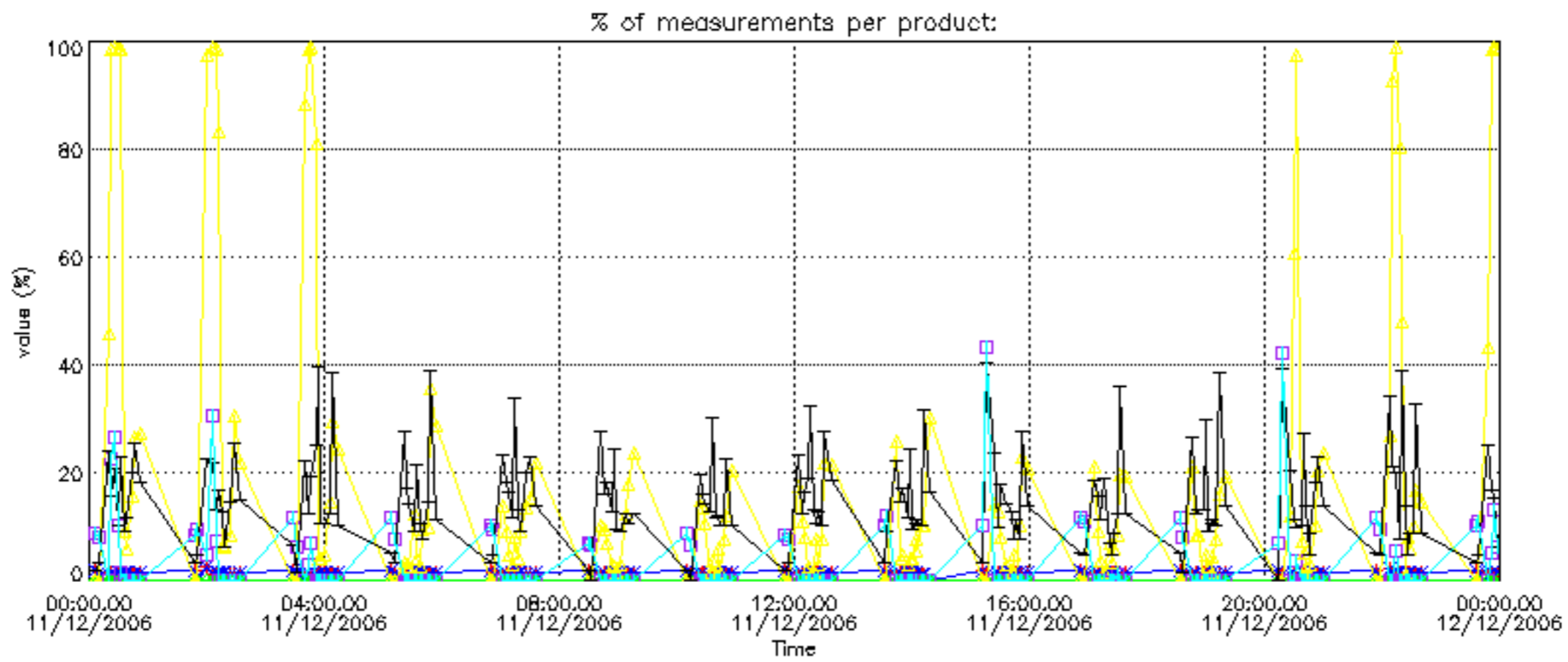
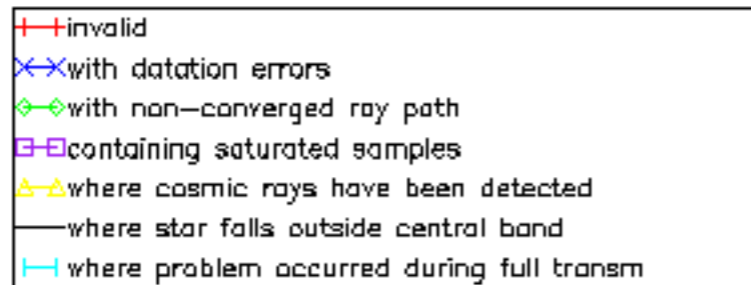


Percentage of flagged data per NO2 profile

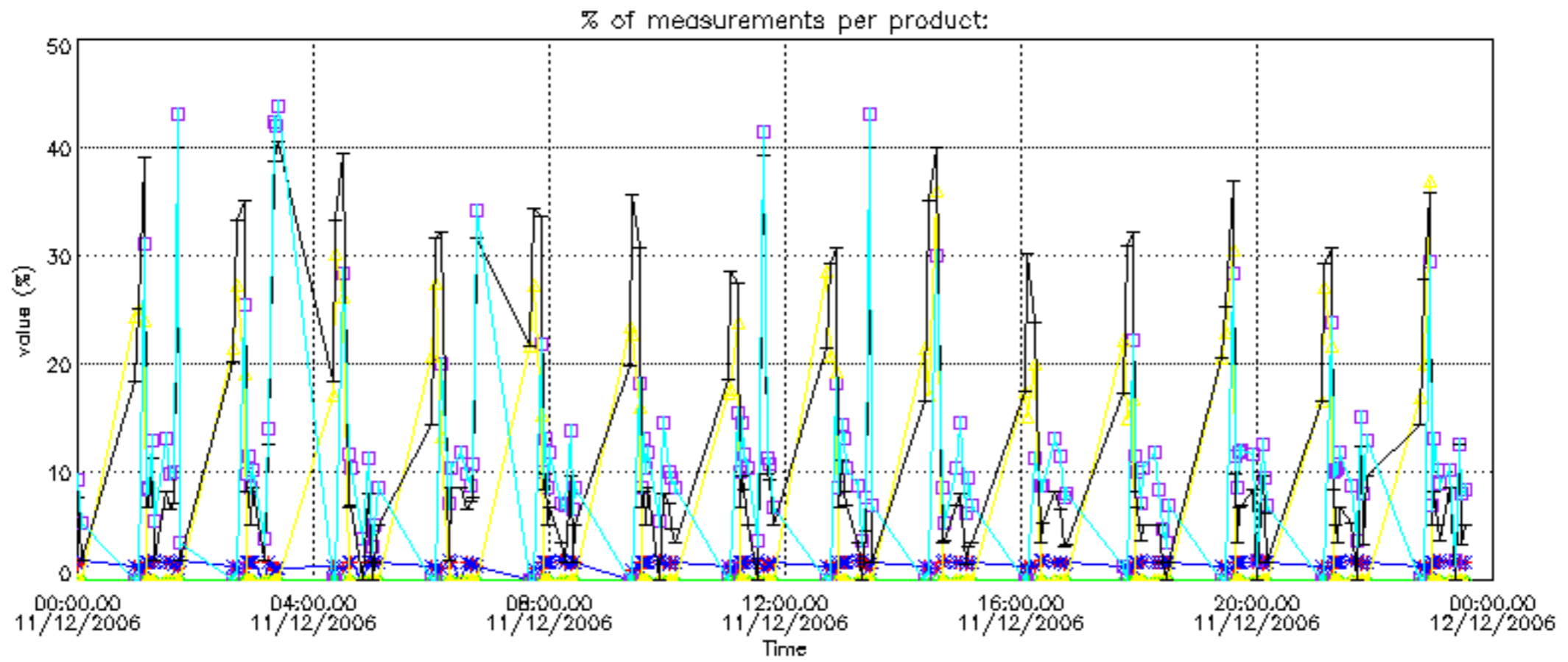


Percentage of flagged data per NO3 profile

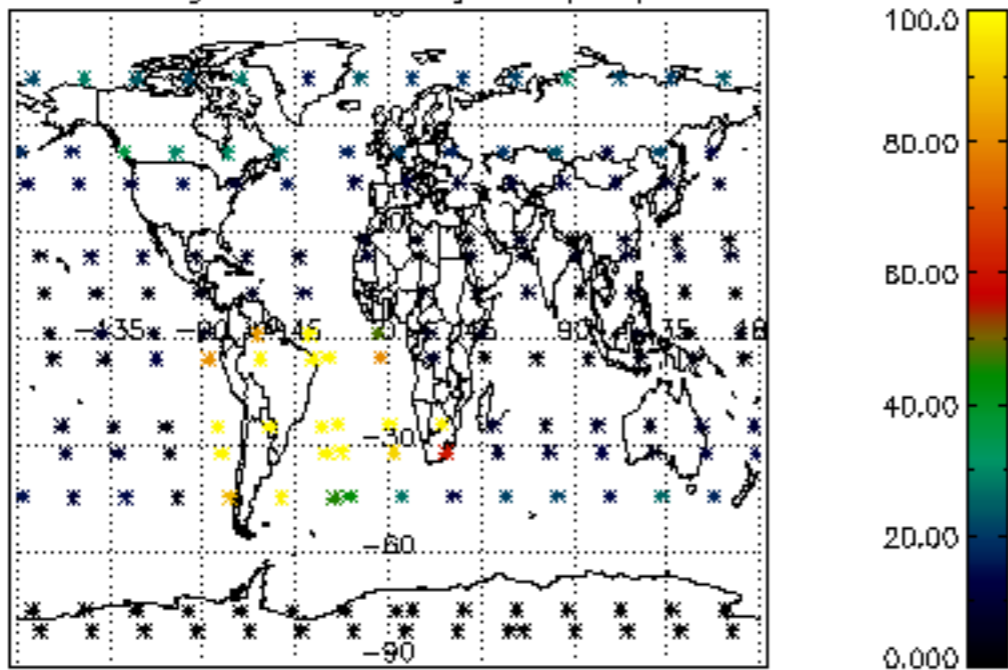




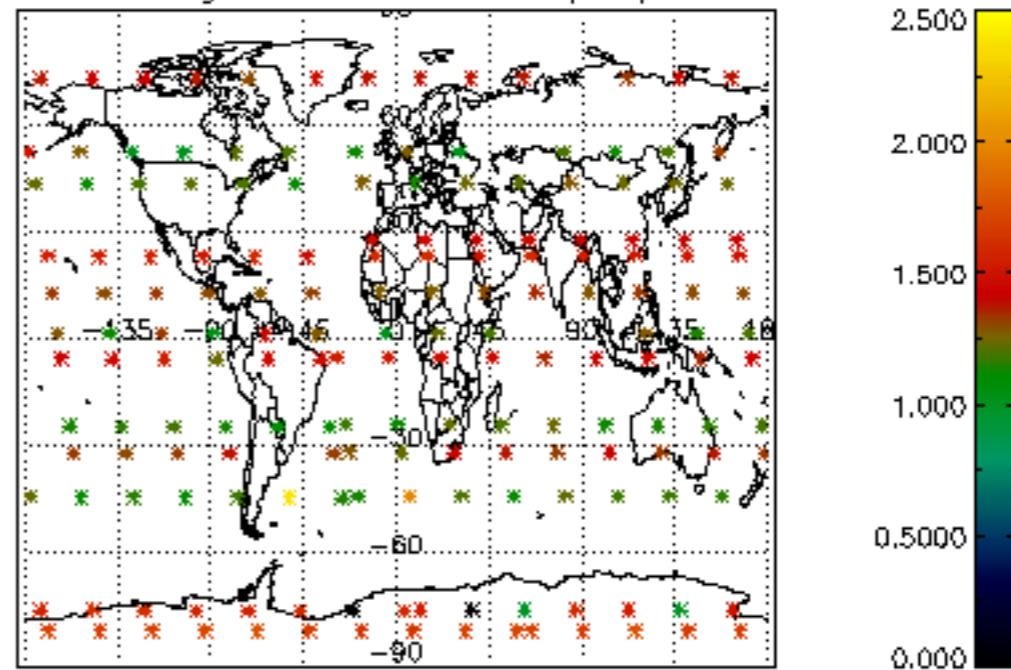




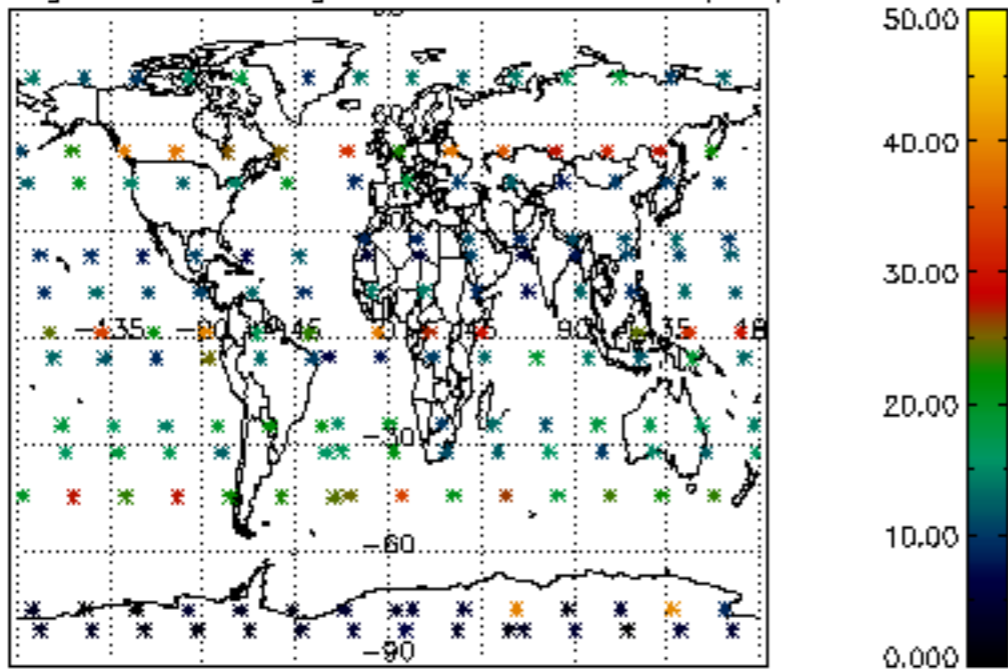
Percentage of cosmic ray hits per profile



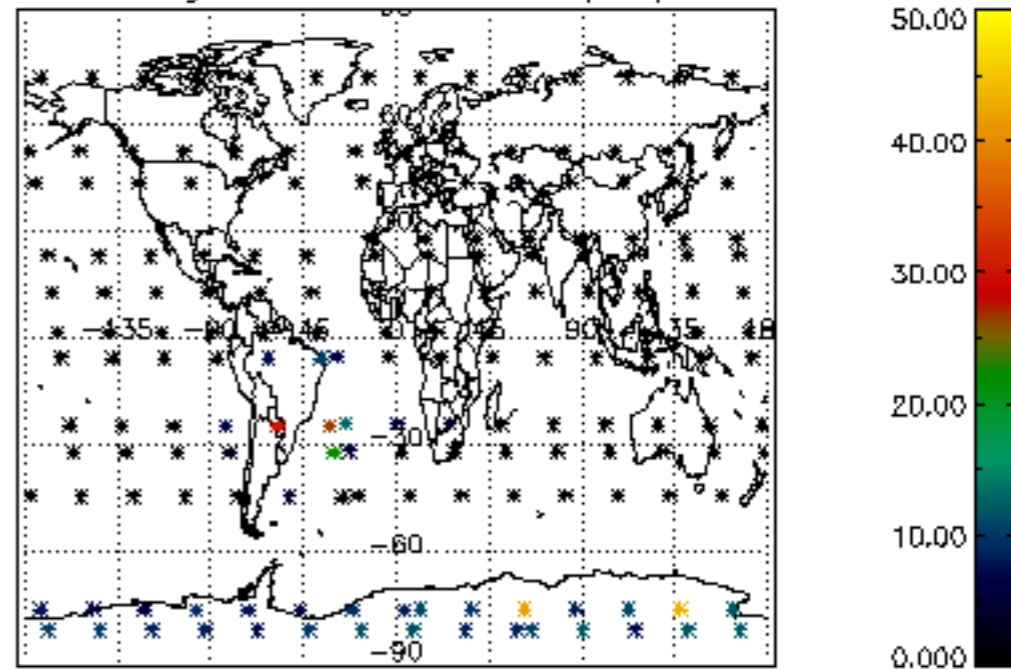
Percentage of datation errors per profile



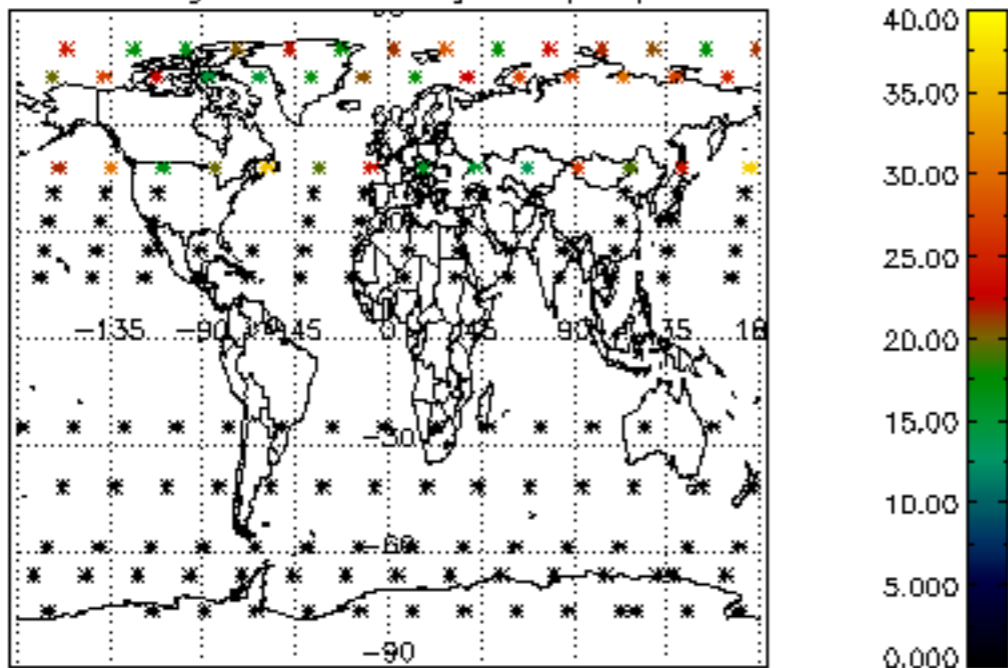
Percentage of star falling outside central band per profile



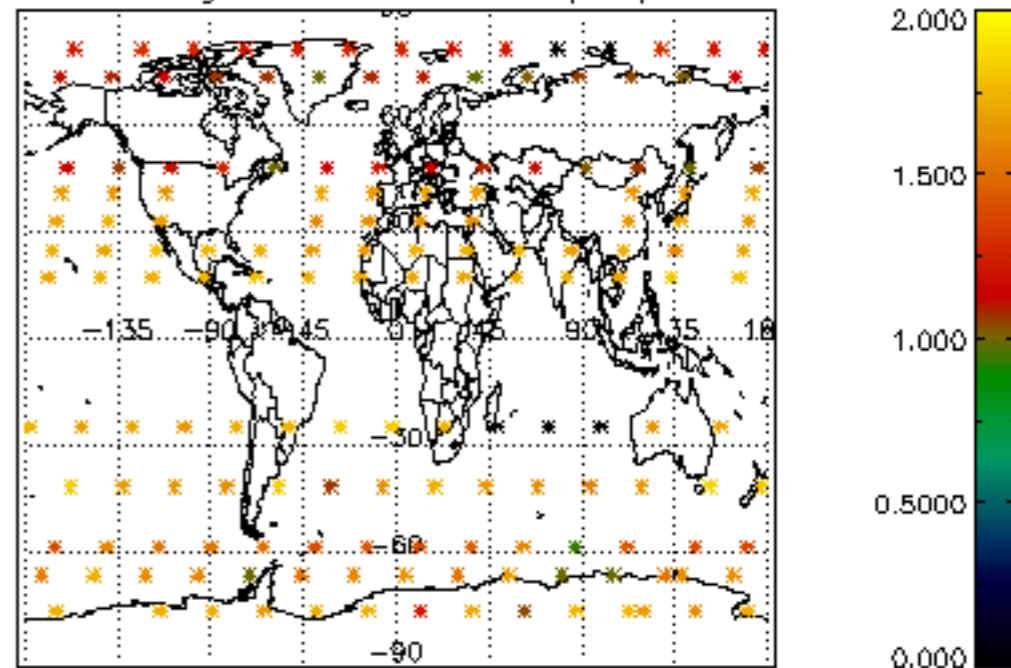
Percentage of saturation errors per profile



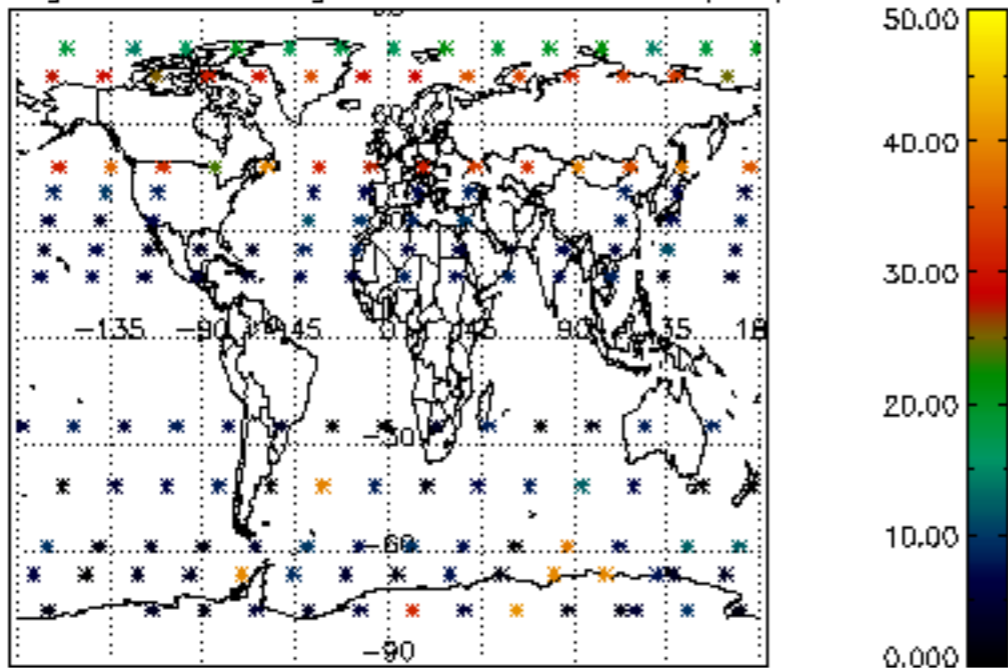
Percentage of cosmic ray hits per profile



Percentage of datation errors per profile



Percentage of star falling outside central band per profile



Percentage of saturation errors per profile

