

GOMOS Level 2 Daily Report

SUMMARY

[1. General Info](#)

[2. Summary of processed GOM_NL_2P products](#)

[3. Level 2 Quality information per product](#)

[3.1 Plot of level 2 quality information per product \(time dependant\)](#)

[3.2 Plot of level 2 quality information per product \(world map\)](#)

[4. Level 1 Quality information per product \(stored on level 2 products\)](#)

[4.1 Plot of level 1 quality information per product \(time dependant\)](#)

[4.1.1 Plot of level 1 quality information per product \(time dependant\): ASCENDING](#)

[4.1.2 Plot of level 1 quality information per product \(time dependant\): DESCENDING](#)

[4.2 Plot of level 1 quality information per product \(world map\)](#)

[4.2.1 Plot of level 1 quality information per product \(world map\): ASCENDING](#)

[4.2.2 Plot of level 1 quality information per product \(world map\): DESCENDING](#)

[5. Ozone profiles based on quality statistics and other trace gas profiles](#)

[5.1 Ozone statistics based on quality of products](#)

[5.2 Plot ozone profiles for all STD \(dark without errors\)](#)

[5.3 Plot ozone profiles where STD < 20% \(dark without errors\)](#)

[5.4. Plot ozone profiles where STD < 10% \(dark without errors\)](#)

[5.5. Plot ozone profiles where STD < 5% \(dark without errors\)](#)

[5.6 Plot NO2 profiles for all STD \(dark without errors\)](#)

[5.7 Plot NO3 profiles for all STD \(dark without errors\)](#)

[5.8 Plot H2O profiles \(only for occultations of stars 1,2,3,4,13,14,16,26,63 dark without errors\) for all STD](#)

[6. Auxiliary Data Files used for the production reported in section 2](#)

This report presents the daily analysis on parameters extracted from GOMOS level 2 data (GOM_NL__2P). It is intended to monitor some important parameters that will impact the quality of these products. A list of level 2 products (and content) that have arrived during the reporting day to the PCF is also given.

Item	Value
Time of report generation	24APR2013 06:30:21
Data source version	GOMOS/6.01
Start time of products	10-12-2006 (10DEC2006 00:00:00)
Stop time of products	11-12-2006 (11DEC2006 00:00:00)
Store outputs in DB	Yes
Nb of level 2 prods	311
Nb of prods with errors	1

2. Summary of processed GOM_NL__2P products.

Nr	Filename	UTC Start time	Limb	Duration	Star Id	Star Name	Star Mag	Star Temp	Nb Meas	Orbit	Prod. error
1	GOM_NL__2PRFIN20061210_000511_000000362053_00374_24977_4854.N1	10-DEC-2006 00:05:11	Bright	35.500	114	31ot Aur	2.6930	4600.0	71	24977	No
2	GOM_NL__2PRFIN20061210_000925_000000382053_00374_24977_4855.N1	10-DEC-2006 00:09:25	Bright	38.000	6	13Alp Aur	0.080000	3400.0	76	24977	No
3	GOM_NL__2PRFIN20061210_001040_000000382053_00374_24977_4856.N1	10-DEC-2006 00:10:40	Bright	37.500	42	34Bet Aur	1.9000	10200.	75	24977	No
4	GOM_NL__2PRFIN20061210_002559_000000452053_00374_24977_4857.N1	10-DEC-2006 00:25:59	Bright	45.000	36	50Alp UMa	1.8000	6300.0	90	24977	No
5	GOM_NL__2PRFIN20061210_002946_000000352053_00374_24977_4858.N1	10-DEC-2006 00:29:46	Bright	35.000	32	77Eps UMa	1.7630	11000.	70	24977	No
6	GOM_NL__2PRFIN20061210_003207_000000502053_00374_24977_4859.N1	10-DEC-2006 00:32:07	Bright	49.500	39	85Eta UMa	1.8540	24000.	99	24977	No
7	GOM_NL__2PRFIN20061210_003540_000000352053_00374_24977_4860.N1	10-DEC-2006 00:35:40	Bright	34.500	152	12Alp2CVn	2.8900	11000.	69	24977	No
8	GOM_NL__2PRFIN20061210_004130_000000322053_00374_24977_4861.N1	10-DEC-2006 00:41:30	Bright	31.500	111	8Eta Boo	2.6800	6000.0	63	24977	No
9	GOM_NL__2PRFIN20061210_004503_000000412053_00374_24977_4862.N1	10-DEC-2006 00:45:03	Bright	40.500	138	47Eps Vir	2.8280	4700.0	81	24977	No
10	GOM_NL__2PRFIN20061210_005055_000000392053_00374_24977_4863.N1	10-DEC-2006 00:50:55	Bright	38.500	15	67Alp Vir	0.97600	28000.	77	24977	No
11	GOM_NL__2PRFIN20061210_005423_000000372053_00374_24977_4864.N1	10-DEC-2006 00:54:23	Twilight	37.000	169	46Gam Hya	2.9910	4700.0	74	24977	No
12	GOM_NL__2PRFIN20061210_005606_000000462053_00374_24977_4865.N1	10-DEC-2006 00:56:06	Dark	46.000	100	4Gam Crv	2.5800	13100.	92	24977	No
13	GOM_NL__2PRFIN20061210_005742_000000442053_00374_24977_4866.N1	10-DEC-2006 00:57:42	Dark	43.500	171	2Eps Crv	3.0010	4250.0	87	24977	No
14	GOM_NL__2PRFIN20061210_010654_000000382053_00375_24978_4859.N1	10-DEC-2006 01:06:54	Dark	37.500	113	Mu Vel	2.6920	5000.0	75	24978	No
15	GOM_NL__2PRFIN20061210_011534_000000452053_00375_24978_4860.N1	10-DEC-2006 01:15:34	Dark	45.000	34	Gam2Vel	1.7930	23000.	90	24978	No
16	GOM_NL__2PRFIN20061210_011736_000000462053_00375_24978_4861.N1	10-DEC-2006 01:17:36	Dark	46.000	70	Zet Pup	2.2460	39000.	92	24978	No
17	GOM_NL__2PRFIN20061210_012037_000000492053_00375_24978_4862.N1	10-DEC-2006 01:20:37	Dark	48.500	117	Pi Pup	2.7060	3800.0	97	24978	No
18	GOM_NL__2PRFIN20061210_012421_000000372053_00375_24978_4863.N1	10-DEC-2006 01:24:21	Straylight	37.000	108	Alp Col	2.6520	15200.	74	24978	No
19	GOM_NL__2PRFIN20061210_012936_000000432053_00375_24978_4864.N1	10-DEC-2006 01:29:36	Straylight	43.000	101	11Alp Lep	2.5820	7000.0	86	24978	No
20	GOM_NL__2PRFIN20061210_013251_000000542053_00375_24978_4865.N1	10-DEC-2006 01:32:51	Straylight	53.500	7	19Bet Ori	0.10000	14000.	107	24978	No
21	GOM_NL__2PRFIN20061210_013521_000000442053_00375_24978_4866.N1	10-DEC-2006 01:35:21	Straylight	43.500	30	46Eps Ori	1.6940	30000.	87	24978	No
22	GOM_NL__2PRFIN20061210_013750_000000472053_00375_24978_4867.N1	10-DEC-2006 01:37:50	Tw_i_and_stray	46.500	27	24Gam Ori	1.6360	26000.	93	24978	No
23	GOM_NL__2PRFIN20061210_014023_000000462053_00375_24978_4868.N1	10-DEC-2006 01:40:23	Tw_i_and_stray	45.500	13	87Alp Tau	0.86700	3800.0	91	24978	No
24	GOM_NL__2PRFIN20061210_014546_000000372053_00375_24978_4869.N1	10-DEC-2006 01:45:46	Bright	36.500	114	31ot Aur	2.6930	4600.0	73	24978	No
25	GOM_NL__2PRFIN20061210_015000_000000392053_00375_24978_4870.N1	10-DEC-2006 01:50:00	Bright	38.500	6	13Alp Aur	0.080000	3400.0	77	24978	No
26	GOM_NL__2PRFIN20061210_015115_000000372053_00375_24978_4871.N1	10-DEC-2006 01:51:15	Bright	36.500	42	34Bet Aur	1.9000	10200.	73	24978	No
27	GOM_NL__2PRFIN20061210_020634_000000452053_00375_24978_4872.N1	10-DEC-2006 02:06:34	Bright	45.000	36	50Alp UMa	1.8000	6300.0	90	24978	No
28	GOM_NL__2PRFIN20061210_021021_000000532053_00375_24978_4873.N1	10-DEC-2006 02:10:21	Bright	53.000	32	77Eps UMa	1.7630	11000.	106	24978	No
29	GOM_NL__2PRFIN20061210_021242_000000312053_00375_24978_4874.N1	10-DEC-2006 02:12:42	Bright	30.500	39	85Eta UMa	1.8540	24000.	61	24978	No
30	GOM_NL__2PRFIN20061210_021616_000000362053_00375_24978_4875.N1	10-DEC-2006 02:16:16	Bright	35.500	152	12Alp2CVn	2.8900	11000.	71	24978	No
31	GOM_NL__2PRFIN20061210_022207_000000312053_00375_24978_4876.N1	10-DEC-2006 02:22:07	Bright	30.500	111	8Eta Boo	2.6800	6000.0	61	24978	No
32	GOM_NL__2PRFIN20061210_022539_000000392053_00375_24978_4877.N1	10-DEC-2006 02:25:39	Bright	38.500	138	47Eps Vir	2.8280	4700.0	77	24978	No
33	GOM_NL__2PRFIN20061210_023132_000000422053_00375_24978_4878.N1	10-DEC-2006 02:31:32	Bright	41.500	15	67Alp Vir	0.97600	28000.	83	24978	No
34	GOM_NL__2PRFIN20061210_023459_000000372053_00375_24978_4879.N1	10-DEC-2006 02:34:59	Twilight	36.500	169	46Gam Hya	2.9910	4700.0	73	24978	No
35	GOM_NL__2PRFIN20061210_023819_000000472053_00375_24978_4880.N1	10-DEC-2006 02:38:19	Dark	46.500	171	2Eps Crv	3.0010	4250.0	93	24978	No
36	GOM_NL__2PRFIN20061210_042808_000000382053_00377_24980_4892.N1	10-DEC-2006 04:28:08	Dark	38.000	113	Mu Vel	2.6920	5000.0	76	24980	No
37	GOM_NL__2PRFIN20061210_043105_000000322053_00377_24980_4893.N1	10-DEC-2006 04:31:05	Dark	31.500	159	Ups Car	2.9200	7200.0	63	24980	No
38	GOM_NL__2PRFIN20061210_043647_000000412053_00377_24980_4894.N1	10-DEC-2006 04:36:47	Dark	41.000	34	Gam2Vel	1.7930	23000.	82	24980	No
39	GOM_NL__2PRFIN20061210_043922_000000472053_00377_24980_4895.N1	10-DEC-2006 04:39:22	Dark	46.500	2	Alp Car	-0.73600	7000.0	93	24980	No
40	GOM_NL__2PRFIN20061210_044534_000000372053_00377_24980_4896.N1	10-DEC-2006 04:45:34	Straylight	36.500	108	Alp Col	2.6520	15200.	73	24980	No
41	GOM_NL__2PRFIN20061210_045048_000000412053_00377_24980_4897.N1	10-DEC-2006 04:50:48	Straylight	41.000	101	11Alp Lep	2.5820	7000.0	82	24980	No
42	GOM_NL__2PRFIN20061210_045403_000000512053_00377_24980_4898.N1	10-DEC-2006 04:54:03	Straylight	51.000	7	19Bet Ori	0.10000	14000.	102	24980	No

43	GOM_NL_2PRFIN20061210_050135_00000512053_00377_24980_4899.N1	10-DEC-2006 05:01:35	Twilight	51.000	13	87Alp Tau	0.86700	3800.0	102	24980	No
44	GOM_NL_2PRFIN20061210_050332_00000302053_00377_24980_4900.N1	10-DEC-2006 05:03:32	Bright	30.000	146	25Eta Tau	2.8730	15200.	60	24980	No
45	GOM_NL_2PRFIN20061210_050546_00000312053_00377_24980_4901.N1	10-DEC-2006 05:05:46	Bright	30.500	150	44Zet Per	2.8900	28000.	61	24980	No
46	GOM_NL_2PRFIN20061210_050807_00000302053_00377_24980_4902.N1	10-DEC-2006 05:08:07	Bright	29.500	149	45Eps Per	2.8880	30000.	59	24980	No
47	GOM_NL_2PRFIN20061210_051016_00000292053_00377_24980_4903.N1	10-DEC-2006 05:10:16	Bright	28.500	175	39Del Per	3.0100	19400.	57	24980	No
48	GOM_NL_2PRFIN20061210_052155_00000272053_00377_24980_4904.N1	10-DEC-2006 05:21:55	Bright	26.500	49	1Alp UMi	1.9900	6300.0	53	24980	No
49	GOM_NL_2PRFIN20061210_052639_00000312053_00377_24980_4905.N1	10-DEC-2006 05:26:39	Bright	31.000	60	7Bet UMi	2.0810	3950.0	62	24980	No
50	GOM_NL_2PRFIN20061210_053133_00000422053_00377_24980_4906.N1	10-DEC-2006 05:31:33	Bright	42.000	32	77Eps UMa	1.7630	11000.	84	24980	No
51	GOM_NL_2PRFIN20061210_053354_00000322053_00377_24980_4907.N1	10-DEC-2006 05:33:54	Bright	32.000	39	85Eta UMa	1.8540	24000.	64	24980	No
52	GOM_NL_2PRFIN20061210_053703_00000302053_00377_24980_4908.N1	10-DEC-2006 05:37:03	Bright	30.000	180	27Gam Boo	3.0400	8000.0	60	24980	No
53	GOM_NL_2PRFIN20061210_054009_00000302053_00377_24980_4909.N1	10-DEC-2006 05:40:09	Bright	29.500	83		2.3780	11000.	59	24980	No
54	GOM_NL_2PRFIN20061210_054319_00000332053_00377_24980_4910.N1	10-DEC-2006 05:43:19	Bright	32.500	111	8Eta Boo	2.6800	6000.0	65	24980	No
55	GOM_NL_2PRFIN20061210_055244_00000452053_00377_24980_4911.N1	10-DEC-2006 05:52:44	Bright	44.500	15	67Alp Vir	0.97600	28000.	89	24980	No
56	GOM_NL_2PRFIN20061210_055613_00000392053_00377_24980_4912.N1	10-DEC-2006 05:56:13	Twilight	38.500	169	46Gam Hya	2.9910	4700.0	77	24980	No
57	GOM_NL_2PRFIN20061210_055817_00000432053_00377_24980_4913.N1	10-DEC-2006 05:58:17	Dark	42.500	106	9Bet Crv	2.6480	5600.0	85	24980	No
58	GOM_NL_2PRFIN20061210_060340_00000352053_00377_24980_4914.N1	10-DEC-2006 06:03:40	Dark	35.000	64	Gam Cen	2.2000	10600.	70	24980	No
59	GOM_NL_2PRFIN20061210_060539_00000412053_00378_24981_4920.N1	10-DEC-2006 06:05:39	Dark	41.000	26	Gam Cru	1.6240	2900.0	82	24981	No
60	GOM_NL_2PRFIN20061210_060845_00000402053_00378_24981_4921.N1	10-DEC-2006 06:08:45	Dark	39.500	113	Mu Vel	2.6920	5000.0	79	24981	No
61	GOM_NL_2PRFIN20061210_061142_00000322053_00378_24981_4922.N1	10-DEC-2006 06:11:42	Dark	32.000	159	Ups Car	2.9200	7200.0	64	24981	No
62	GOM_NL_2PRFIN20061210_061724_00000412053_00378_24981_4923.N1	10-DEC-2006 06:17:24	Dark	40.500	34	Gam2Vel	1.7930	23000.	81	24981	No
63	GOM_NL_2PRFIN20061210_061959_00000492053_00378_24981_4924.N1	10-DEC-2006 06:19:59	Dark	48.500	2	Alp Car	-0.73600	7000.0	97	24981	No
64	GOM_NL_2PRFIN20061210_062610_00000372053_00378_24981_4925.N1	10-DEC-2006 06:26:10	Straylight	37.000	108	Alp Col	2.6520	15200.	74	24981	No
65	GOM_NL_2PRFIN20061210_063124_00000412053_00378_24981_4926.N1	10-DEC-2006 06:31:24	Straylight	40.500	101	11Alp Lep	2.5820	7000.0	81	24981	No
66	GOM_NL_2PRFIN20061210_063439_00000512053_00378_24981_4927.N1	10-DEC-2006 06:34:39	Straylight	51.000	7	19Bet Ori	0.10000	14000.	102	24981	No
67	GOM_NL_2PRFIN20061210_064210_00000442053_00378_24981_4928.N1	10-DEC-2006 06:42:10	Twilight	43.500	13	87Alp Tau	0.86700	3800.0	87	24981	No
68	GOM_NL_2PRFIN20061210_064408_00000302053_00378_24981_4929.N1	10-DEC-2006 06:44:08	Bright	29.500	146	25Eta Tau	2.8730	15200.	59	24981	No
69	GOM_NL_2PRFIN20061210_064622_00000312053_00378_24981_4930.N1	10-DEC-2006 06:46:22	Bright	31.000	150	44Zet Per	2.8900	28000.	62	24981	No
70	GOM_NL_2PRFIN20061210_064843_00000302053_00378_24981_4931.N1	10-DEC-2006 06:48:43	Bright	30.000	149	45Eps Per	2.8880	30000.	60	24981	No
71	GOM_NL_2PRFIN20061210_065051_00000292053_00378_24981_4932.N1	10-DEC-2006 06:50:51	Bright	29.000	175	39Del Per	3.0100	19400.	58	24981	No
72	GOM_NL_2PRFIN20061210_070232_00000292053_00378_24981_4933.N1	10-DEC-2006 07:02:32	Bright	29.000	49	1Alp UMi	1.9900	6300.0	58	24981	No
73	GOM_NL_2PRFIN20061210_070715_00000402053_00378_24981_4934.N1	10-DEC-2006 07:07:15	Bright	39.500	60	7Bet UMi	2.0810	3950.0	79	24981	No
74	GOM_NL_2PRFIN20061210_071209_00000342053_00378_24981_4935.N1	10-DEC-2006 07:12:09	Bright	33.500	32	77Eps UMa	1.7630	11000.	67	24981	No
75	GOM_NL_2PRFIN20061210_071430_00000332053_00378_24981_4936.N1	10-DEC-2006 07:14:30	Bright	32.500	39	85Eta UMa	1.8540	24000.	65	24981	No
76	GOM_NL_2PRFIN20061210_071739_00000302053_00378_24981_4937.N1	10-DEC-2006 07:17:39	Bright	29.500	180	27Gam Boo	3.0400	8000.0	59	24981	No
77	GOM_NL_2PRFIN20061210_072045_00000292053_00378_24981_4938.N1	10-DEC-2006 07:20:45	Bright	28.500	83		2.3780	11000.	57	24981	No
78	GOM_NL_2PRFIN20061210_072355_00000502053_00378_24981_4939.N1	10-DEC-2006 07:23:55	Bright	50.000	111	8Eta Boo	2.6800	6000.0	100	24981	No
79	GOM_NL_2PRFIN20061210_073321_00000452053_00378_24981_4940.N1	10-DEC-2006 07:33:21	Bright	44.500	15	67Alp Vir	0.97600	28000.	89	24981	No
80	GOM_NL_2PRFIN20061210_073649_00000402053_00378_24981_4941.N1	10-DEC-2006 07:36:49	Twilight	39.500	169	46Gam Hya	2.9910	4700.0	79	24981	No
81	GOM_NL_2PRFIN20061210_073853_00000422053_00378_24981_4942.N1	10-DEC-2006 07:38:53	Dark	41.500	106	9Bet Crv	2.6480	5600.0	83	24981	No
82	GOM_NL_2PRFIN20061210_074417_00000342053_00378_24981_4943.N1	10-DEC-2006 07:44:17	Dark	34.000	64	Gam Cen	2.2000	10600.	68	24981	No
83	GOM_NL_2PRFIN20061210_074616_00000472053_00379_24982_5020.N1	10-DEC-2006 07:46:16	Dark	46.500	26	Gam Cru	1.6240	2900.0	93	24982	No
84	GOM_NL_2PRFIN20061210_074921_00000372053_00379_24982_5021.N1	10-DEC-2006 07:49:21	Dark	37.000	113	Mu Vel	2.6920	5000.0	74	24982	No
85	GOM_NL_2PRFIN20061210_075218_00000312053_00379_24982_5022.N1	10-DEC-2006 07:52:18	Dark	30.500	159	Ups Car	2.9200	7200.0	61	24982	No
86	GOM_NL_2PRFIN20061210_075800_00000442053_00379_24982_5023.N1	10-DEC-2006 07:58:00	Dark	43.500	34	Gam2Vel	1.7930	23000.	87	24982	No
87	GOM_NL_2PRFIN20061210_080036_00000422053_00379_24982_5024.N1	10-DEC-2006 08:00:36	Dark	41.500	2	Alp Car	-0.73600	7000.0	83	24982	No
88	GOM_NL_2PRFIN20061210_080647_00000362053_00379_24982_5025.N1	10-DEC-2006 08:06:47	Straylight	36.000	108	Alp Col	2.6520	15200.	72	24982	No
89	GOM_NL_2PRFIN20061210_081201_00000382053_00379_24982_5026.N1	10-DEC-2006 08:12:01	Straylight	38.000	101	11Alp Lep	2.5820	7000.0	76	24982	No
90	GOM_NL_2PRFIN20061210_081515_00000452053_00379_24982_5027.N1	10-DEC-2006 08:15:15	Straylight	44.500	7	19Bet Ori	0.10000	14000.	89	24982	No
91	GOM_NL_2PRFIN20061210_082246_00000502053_00379_24982_5028.N1	10-DEC-2006 08:22:46	Twilight	50.000	13	87Alp Tau	0.86700	3800.0	100	24982	No
92	GOM_NL_2PRFIN20061210_082444_00000312053_00379_24982_5029.N1	10-DEC-2006 08:24:44	Bright	31.000	146	25Eta Tau	2.8730	15200.	62	24982	No
93	GOM_NL_2PRFIN20061210_082658_00000312053_00379_24982_5030.N1	10-DEC-2006 08:26:58	Bright	30.500	150	44Zet Per	2.8900	28000.	61	24982	No
94	GOM_NL_2PRFIN20061210_082919_00000292053_00379_24982_5031.N1	10-DEC-2006 08:29:19	Bright	29.000	149	45Eps Per	2.8880	30000.	58	24982	No
95	GOM_NL_2PRFIN20061210_083127_00000292053_00379_24982_5032.N1	10-DEC-2006 08:31:27	Bright	29.000	175	39Del Per	3.0100	19400.	58	24982	No
96	GOM_NL_2PRFIN20061210_084307_00000302053_00379_24982_5033.N1	10-DEC-2006 08:43:07	Bright	29.500	49	1Alp UMi	1.9900	6300.0	59	24982	No
97	GOM_NL_2PRFIN20061210_084751_00000312053_00379_24982_5034.N1	10-DEC-2006 08:47:51	Bright	31.000	60	7Bet UMi	2.0810	3950.0	62	24982	No
98	GOM_NL_2PRFIN20061210_085245_00000342053_00379_24982_5035.N1	10-DEC-2006 08:52:45	Bright	33.500	32	77Eps UMa	1.7630	11000.	67	24982	No
99	GOM_NL_2PRFIN20061210_085506_00000302053_00379_24982_5036.N1	10-DEC-2006 08:55:06	Bright	29.500	39	85Eta UMa	1.8540	24000.	59	24982	No
100	GOM_NL_2PRFIN20061210_085815_00000292053_00379_24982_5037.N1	10-DEC-2006 08:58:15	Bright	29.000	180	27Gam Boo	3.0400	8000.0	58	24982	No
101	GOM_NL_2PRFIN20061210_090122_00000292053_00379_24982_5038.N1	10-DEC-2006 09:01:22	Bright	28.500	83		2.3780	11000.	57	24982	No

102	GOM_NL__2PRFIN20061210_090432_000000322053_00379_24982_5039.N1	10-DEC-2006 09:04:32	Bright	31.500	111	8Eta Boo	2.6800	6000.0	63	24982	No
103	GOM_NL__2PRFIN20061210_091358_000000402053_00379_24982_5040.N1	10-DEC-2006 09:13:58	Bright	39.500	15	67Alp Vir	0.97600	28000.	79	24982	No
104	GOM_NL__2PRFIN20061210_091726_000000382053_00379_24982_5041.N1	10-DEC-2006 09:17:26	Twilight	37.500	169	46Gam Hya	2.9910	4700.0	75	24982	No
105	GOM_NL__2PRFIN20061210_091930_000000482053_00379_24982_5042.N1	10-DEC-2006 09:19:30	Dark	47.500	106	9Bet Crv	2.6480	5600.0	95	24982	No
106	GOM_NL__2PRFIN20061210_092453_000000352053_00379_24982_5043.N1	10-DEC-2006 09:24:53	Dark	34.500	64	Gam Cen	2.2000	10600.	69	24982	No
107	GOM_NL__2PRFIN20061210_092652_000000372053_00380_24983_5171.N1	10-DEC-2006 09:26:52	Dark	36.500	26	Gam Cru	1.6240	2900.0	73	24983	No
108	GOM_NL__2PRFIN20061210_092958_000000392053_00380_24983_5172.N1	10-DEC-2006 09:29:58	Dark	39.000	113	Mu Vel	2.6920	5000.0	78	24983	No
109	GOM_NL__2PRFIN20061210_093255_000000332053_00380_24983_5173.N1	10-DEC-2006 09:32:55	Dark	33.000	159	Ups Car	2.9200	7200.0	66	24983	No
110	GOM_NL__2PRFIN20061210_093837_000000422053_00380_24983_5174.N1	10-DEC-2006 09:38:37	Dark	41.500	34	Gam2Vel	1.7930	23000.	83	24983	No
111	GOM_NL__2PRFIN20061210_094112_000000402053_00380_24983_5175.N1	10-DEC-2006 09:41:12	Dark	39.500	2	Alp Car	-0.73600	7000.0	79	24983	No
112	GOM_NL__2PRFIN20061210_094723_000000372053_00380_24983_5176.N1	10-DEC-2006 09:47:23	Straylight	37.000	108	Alp Col	2.6520	15200.	74	24983	No
113	GOM_NL__2PRFIN20061210_095236_000000412053_00380_24983_5177.N1	10-DEC-2006 09:52:36	Straylight	41.000	101	11Alp Lep	2.5820	7000.0	82	24983	No
114	GOM_NL__2PRFIN20061210_095550_000000532053_00380_24983_5178.N1	10-DEC-2006 09:55:50	Straylight	53.000	7	19Bet Ori	0.10000	14000.	106	24983	No
115	GOM_NL__2PRFIN20061210_100322_000000412053_00380_24983_5179.N1	10-DEC-2006 10:03:22	Tw_and_stray	40.500	13	87Alp Tau	0.86700	3800.0	81	24983	No
116	GOM_NL__2PRFIN20061210_100520_000000312053_00380_24983_5180.N1	10-DEC-2006 10:05:20	Bright	30.500	146	25Eta Tau	2.8730	15200.	61	24983	No
117	GOM_NL__2PRFIN20061210_100734_000000312053_00380_24983_5181.N1	10-DEC-2006 10:07:34	Bright	30.500	150	44Zet Per	2.8900	28000.	61	24983	No
118	GOM_NL__2PRFIN20061210_100955_000000292053_00380_24983_5182.N1	10-DEC-2006 10:09:55	Bright	29.000	149	45Eps Per	2.8880	30000.	58	24983	No
119	GOM_NL__2PRFIN20061210_101203_000000292053_00380_24983_5183.N1	10-DEC-2006 10:12:03	Bright	29.000	175	39Del Per	3.0100	19400.	58	24983	No
120	GOM_NL__2PRFIN20061210_102343_000000292053_00380_24983_5184.N1	10-DEC-2006 10:23:43	Bright	29.000	49	1Alp UMi	1.9900	6300.0	58	24983	No
121	GOM_NL__2PRFIN20061210_102827_000000302053_00380_24983_5185.N1	10-DEC-2006 10:28:27	Bright	30.000	60	7Bet UMi	2.0810	3950.0	60	24983	No
122	GOM_NL__2PRFIN20061210_103320_000000352053_00380_24983_5186.N1	10-DEC-2006 10:33:20	Bright	35.000	32	77Eps UMa	1.7630	11000.	70	24983	No
123	GOM_NL__2PRFIN20061210_103542_000000332053_00380_24983_5187.N1	10-DEC-2006 10:35:42	Bright	32.500	39	85Eta UMa	1.8540	24000.	65	24983	No
124	GOM_NL__2PRFIN20061210_103851_000000302053_00380_24983_5188.N1	10-DEC-2006 10:38:51	Bright	30.000	180	27Gam Boo	3.0400	8000.0	60	24983	No
125	GOM_NL__2PRFIN20061210_104158_000000302053_00380_24983_5189.N1	10-DEC-2006 10:41:58	Bright	29.500	83		2.3780	11000.	59	24983	No
126	GOM_NL__2PRFIN20061210_104508_000000322053_00380_24983_5190.N1	10-DEC-2006 10:45:08	Bright	31.500	111	8Eta Boo	2.6800	6000.0	63	24983	No
127	GOM_NL__2PRFIN20061210_105434_000000432053_00380_24983_5191.N1	10-DEC-2006 10:54:34	Bright	43.000	15	67Alp Vir	0.97600	28000.	86	24983	No
128	GOM_NL__2PRFIN20061210_105802_000000402053_00380_24983_5192.N1	10-DEC-2006 10:58:02	Twilight	39.500	169	46Gam Hya	2.9910	4700.0	79	24983	No
129	GOM_NL__2PRFIN20061210_110007_000000432053_00380_24983_5193.N1	10-DEC-2006 11:00:07	Dark	42.500	106	9Bet Crv	2.6480	5600.0	85	24983	No
130	GOM_NL__2PRFIN20061210_110529_000000342053_00380_24983_5194.N1	10-DEC-2006 11:05:29	Dark	34.000	64	Gam Cen	2.2000	10600.	68	24983	No
131	GOM_NL__2PRFIN20061210_110728_000000342053_00381_24984_5296.N1	10-DEC-2006 11:07:28	Dark	33.500	26	Gam Cru	1.6240	2900.0	67	24984	No
132	GOM_NL__2PRFIN20061210_111035_000000412053_00381_24984_5297.N1	10-DEC-2006 11:10:35	Dark	41.000	113	Mu Vel	2.6920	5000.0	82	24984	No
133	GOM_NL__2PRFIN20061210_111331_000000332053_00381_24984_5298.N1	10-DEC-2006 11:13:31	Dark	32.500	159	Ups Car	2.9200	7200.0	65	24984	No
134	GOM_NL__2PRFIN20061210_111914_000000422053_00381_24984_5299.N1	10-DEC-2006 11:19:14	Dark	41.500	34	Gam2Vel	1.7930	23000.	83	24984	No
135	GOM_NL__2PRFIN20061210_112148_000000472053_00381_24984_5300.N1	10-DEC-2006 11:21:48	Dark	46.500	2	Alp Car	-0.73600	7000.0	93	24984	No
136	GOM_NL__2PRFIN20061210_112759_000000342053_00381_24984_5301.N1	10-DEC-2006 11:27:59	Dark	33.500	108	Alp Col	2.6520	15200.	67	24984	No
137	GOM_NL__2PRFIN20061210_113312_000000432053_00381_24984_5302.N1	10-DEC-2006 11:33:12	Straylight	42.500	101	11Alp Lep	2.5820	7000.0	85	24984	No
138	GOM_NL__2PRFIN20061210_113626_000000452053_00381_24984_5303.N1	10-DEC-2006 11:36:26	Straylight	44.500	7	19Bet Ori	0.10000	14000.	89	24984	No
139	GOM_NL__2PRFIN20061210_114358_000000412053_00381_24984_5304.N1	10-DEC-2006 11:43:58	Tw_and_stray	41.000	13	87Alp Tau	0.86700	3800.0	82	24984	No
140	GOM_NL__2PRFIN20061210_114556_000000312053_00381_24984_5305.N1	10-DEC-2006 11:45:56	Bright	30.500	146	25Eta Tau	2.8730	15200.	61	24984	No
141	GOM_NL__2PRFIN20061210_114810_000000312053_00381_24984_5306.N1	10-DEC-2006 11:48:10	Bright	30.500	150	44Zet Per	2.8900	28000.	61	24984	No
142	GOM_NL__2PRFIN20061210_115030_000000302053_00381_24984_5307.N1	10-DEC-2006 11:50:30	Bright	30.000	149	45Eps Per	2.8880	30000.	60	24984	No
143	GOM_NL__2PRFIN20061210_120903_000000292053_00381_24984_5308.N1	10-DEC-2006 12:09:03	Bright	29.000	60	7Bet UMi	2.0810	3950.0	58	24984	No
144	GOM_NL__2PRFIN20061210_121356_000000352053_00381_24984_5309.N1	10-DEC-2006 12:13:56	Bright	35.000	32	77Eps UMa	1.7630	11000.	70	24984	No
145	GOM_NL__2PRFIN20061210_121618_000000332053_00381_24984_5310.N1	10-DEC-2006 12:16:18	Bright	33.000	39	85Eta UMa	1.8540	24000.	66	24984	No
146	GOM_NL__2PRFIN20061210_121927_000000372053_00381_24984_5311.N1	10-DEC-2006 12:19:27	Bright	37.000	180	27Gam Boo	3.0400	8000.0	74	24984	No
147	GOM_NL__2PRFIN20061210_122234_000000292053_00381_24984_5312.N1	10-DEC-2006 12:22:34	Bright	29.000	83		2.3780	11000.	58	24984	No
148	GOM_NL__2PRFIN20061210_122544_000000332053_00381_24984_5313.N1	10-DEC-2006 12:25:44	Bright	33.000	111	8Eta Boo	2.6800	6000.0	66	24984	No
149	GOM_NL__2PRFIN20061210_123510_000000412053_00381_24984_5314.N1	10-DEC-2006 12:35:10	Bright	41.000	15	67Alp Vir	0.97600	28000.	82	24984	No
150	GOM_NL__2PRFIN20061210_123839_000000382053_00381_24984_5315.N1	10-DEC-2006 12:38:39	Twilight	37.500	169	46Gam Hya	2.9910	4700.0	75	24984	No
151	GOM_NL__2PRFIN20061210_124044_000000422053_00381_24984_5316.N1	10-DEC-2006 12:40:44	Dark	42.000	106	9Bet Crv	2.6480	5600.0	84	24984	No
152	GOM_NL__2PRFIN20061210_124606_000000392053_00381_24984_5317.N1	10-DEC-2006 12:46:06	Dark	38.500	64	Gam Cen	2.2000	10600.	77	24984	No
153	GOM_NL__2PRFIN20061210_124805_000000442053_00382_24985_5408.N1	10-DEC-2006 12:48:05	Dark	44.000	26	Gam Cru	1.6240	2900.0	88	24985	No
154	GOM_NL__2PRFIN20061210_125112_000000372053_00382_24985_5409.N1	10-DEC-2006 12:51:12	Dark	36.500	113	Mu Vel	2.6920	5000.0	73	24985	No
155	GOM_NL__2PRFIN20061210_125407_000000332053_00382_24985_5410.N1	10-DEC-2006 12:54:07	Dark	32.500	159	Ups Car	2.9200	7200.0	65	24985	No
156	GOM_NL__2PRFIN20061210_125950_000000402053_00382_24985_5411.N1	10-DEC-2006 12:59:50	Dark	39.500	34	Gam2Vel	1.7930	23000.	79	24985	No
157	GOM_NL__2PRFIN20061210_130224_000000442053_00382_24985_5412.N1	10-DEC-2006 13:02:24	Dark	43.500	2	Alp Car	-0.73600	7000.0	87	24985	No
158	GOM_NL__2PRFIN20061210_130835_000000372053_00382_24985_5413.N1	10-DEC-2006 13:08:35	Straylight	36.500	108	Alp Col	2.6520	15200.	73	24985	No
159	GOM_NL__2PRFIN20061210_131348_000000442053_00382_24985_5414.N1	10-DEC-2006 13:13:48	Straylight	43.500	101	11Alp Lep	2.5820	7000.0	87	24985	No
160	GOM_NL__2PRFIN20061210_131702_000000492053_00382_24985_5415.N1	10-DEC-2006 13:17:02	Straylight	48.500	7	19Bet Ori	0.10000	14000.	97	24985	No



161	GOM_NL__2PRFIN20061210_132433_000000492053_00382_24985_5416.N1	10-DEC-2006 13:24:33	Twilight	49.000	13	87Alp Tau	0.86700	3800.0	98	24985	No
162	GOM_NL__2PRFIN20061210_132632_000000312053_00382_24985_5417.N1	10-DEC-2006 13:26:32	Bright	31.000	146	25Eta Tau	2.8730	15200.	62	24985	No
163	GOM_NL__2PRFIN20061210_132845_000000312053_00382_24985_5418.N1	10-DEC-2006 13:28:45	Bright	31.000	150	44Zet Per	2.8900	28000.	62	24985	No
164	GOM_NL__2PRFIN20061210_133106_000000302053_00382_24985_5419.N1	10-DEC-2006 13:31:06	Bright	30.000	149	45Eps Per	2.8880	30000.	60	24985	No
165	GOM_NL__2PRFIN20061210_133315_000000302053_00382_24985_5420.N1	10-DEC-2006 13:33:15	Bright	29.500	175	39Del Per	3.0100	19400.	59	24985	No
166	GOM_NL__2PRFIN20061210_134455_000000292053_00382_24985_5421.N1	10-DEC-2006 13:44:55	Bright	29.000	49	1Alp UMi	1.9900	6300.0	58	24985	No
167	GOM_NL__2PRFIN20061210_134939_000000272053_00382_24985_5422.N1	10-DEC-2006 13:49:39	Bright	26.500	60	7Bet UMi	2.0810	3950.0	53	24985	No
168	GOM_NL__2PRFIN20061210_135432_000000402053_00382_24985_5423.N1	10-DEC-2006 13:54:32	Bright	39.500	32	77Eps UMa	1.7630	11000.	79	24985	No
169	GOM_NL__2PRFIN20061210_135654_000000332053_00382_24985_5424.N1	10-DEC-2006 13:56:54	Bright	33.000	39	85Eta UMa	1.8540	24000.	66	24985	No
170	GOM_NL__2PRFIN20061210_140003_000000302053_00382_24985_5425.N1	10-DEC-2006 14:00:03	Bright	29.500	180	27Gam Boo	3.0400	8000.0	59	24985	No
171	GOM_NL__2PRFIN20061210_140310_000000302053_00382_24985_5426.N1	10-DEC-2006 14:03:10	Bright	29.500	83		2.3780	11000.	59	24985	No
172	GOM_NL__2PRFIN20061210_140620_000000332053_00382_24985_5427.N1	10-DEC-2006 14:06:20	Bright	32.500	111	8Eta Boo	2.6800	6000.0	65	24985	No
173	GOM_NL__2PRFIN20061210_141547_000000412053_00382_24985_5428.N1	10-DEC-2006 14:15:47	Bright	40.500	15	67Alp Vir	0.97600	28000.	81	24985	No
174	GOM_NL__2PRFIN20061210_141915_000000362053_00382_24985_5429.N1	10-DEC-2006 14:19:15	Twilight	35.500	169	46Gam Hya	2.9910	4700.0	71	24985	No
175	GOM_NL__2PRFIN20061210_142121_000000412053_00382_24985_5430.N1	10-DEC-2006 14:21:21	Dark	40.500	106	9Bet Crv	2.6480	5600.0	81	24985	No
176	GOM_NL__2PRFIN20061210_142642_000000342053_00382_24985_5431.N1	10-DEC-2006 14:26:42	Dark	33.500	64	Gam Cen	2.2000	10600.	67	24985	No
177	GOM_NL__2PRFIN20061210_142841_000000352053_00383_24986_5504.N1	10-DEC-2006 14:28:41	Dark	34.500	26	Gam Cru	1.6240	2900.0	69	24986	No
178	GOM_NL__2PRFIN20061210_143148_000000392053_00383_24986_5505.N1	10-DEC-2006 14:31:48	Dark	38.500	113	Mu Vel	2.6920	5000.0	77	24986	No
179	GOM_NL__2PRFIN20061210_143444_000000332053_00383_24986_5506.N1	10-DEC-2006 14:34:44	Dark	33.000	159	Ups Car	2.9200	7200.0	66	24986	No
180	GOM_NL__2PRFIN20061210_144027_000000412053_00383_24986_5507.N1	10-DEC-2006 14:40:27	Dark	41.000	34	Gam2Vel	1.7930	23000.	82	24986	No
181	GOM_NL__2PRFIN20061210_144301_000000472053_00383_24986_5508.N1	10-DEC-2006 14:43:01	Dark	46.500	2	Alp Car	-0.73600	7000.0	93	24986	No
182	GOM_NL__2PRFIN20061210_144912_000000372053_00383_24986_5509.N1	10-DEC-2006 14:49:12	Straylight	37.000	108	Alp Col	2.6520	15200.	74	24986	No
183	GOM_NL__2PRFIN20061210_145425_000000412053_00383_24986_5510.N1	10-DEC-2006 14:54:25	Straylight	41.000	101	11Alp Lep	2.5820	7000.0	82	24986	No
184	GOM_NL__2PRFIN20061210_145738_000000452053_00383_24986_5511.N1	10-DEC-2006 14:57:38	Straylight	45.000	7	19Bet Ori	0.10000	14000.	90	24986	No
185	GOM_NL__2PRFIN20061210_150509_000000502053_00383_24986_5512.N1	10-DEC-2006 15:05:09	Twilight	50.000	13	87Alp Tau	0.86700	3800.0	100	24986	No
186	GOM_NL__2PRFIN20061210_150707_000000322053_00383_24986_5513.N1	10-DEC-2006 15:07:07	Bright	31.500	146	25Eta Tau	2.8730	15200.	63	24986	No
187	GOM_NL__2PRFIN20061210_150921_000000302053_00383_24986_5514.N1	10-DEC-2006 15:09:21	Bright	30.000	150	44Zet Per	2.8900	28000.	60	24986	No
188	GOM_NL__2PRFIN20061210_151142_000000302053_00383_24986_5515.N1	10-DEC-2006 15:11:42	Bright	29.500	149	45Eps Per	2.8880	30000.	59	24986	No
189	GOM_NL__2PRFIN20061210_151350_000000302053_00383_24986_5516.N1	10-DEC-2006 15:13:50	Bright	29.500	175	39Del Per	3.0100	19400.	59	24986	No
190	GOM_NL__2PRFIN20061210_152531_000000282053_00383_24986_5517.N1	10-DEC-2006 15:25:31	Bright	28.000	49	1Alp UMi	1.9900	6300.0	56	24986	No
191	GOM_NL__2PRFIN20061210_153014_000000312053_00383_24986_5518.N1	10-DEC-2006 15:30:14	Bright	30.500	60	7Bet UMi	2.0810	3950.0	61	24986	No
192	GOM_NL__2PRFIN20061210_153508_000000322053_00383_24986_5519.N1	10-DEC-2006 15:35:08	Bright	32.000	32	77Eps UMa	1.7630	11000.	64	24986	No
193	GOM_NL__2PRFIN20061210_153730_000000332053_00383_24986_5520.N1	10-DEC-2006 15:37:30	Bright	33.000	39	85Eta UMa	1.8540	24000.	66	24986	No
194	GOM_NL__2PRFIN20061210_154039_000000352053_00383_24986_5521.N1	10-DEC-2006 15:40:39	Bright	34.500	180	27Gam Boo	3.0400	8000.0	69	24986	No
195	GOM_NL__2PRFIN20061210_154346_000000292053_00383_24986_5522.N1	10-DEC-2006 15:43:46	Bright	29.000	83		2.3780	11000.	58	24986	No
196	GOM_NL__2PRFIN20061210_154656_000000502053_00383_24986_5523.N1	10-DEC-2006 15:46:56	Bright	50.000	111	8Eta Boo	2.6800	6000.0	100	24986	No
197	GOM_NL__2PRFIN20061210_155624_000000452053_00383_24986_5524.N1	10-DEC-2006 15:56:24	Bright	45.000	15	67Alp Vir	0.97600	28000.	90	24986	No
198	GOM_NL__2PRFIN20061210_155952_000000392053_00383_24986_5525.N1	10-DEC-2006 15:59:52	Twilight	39.000	169	46Gam Hya	2.9910	4700.0	78	24986	No
199	GOM_NL__2PRFIN20061210_160157_000000452053_00383_24986_5526.N1	10-DEC-2006 16:01:57	Dark	44.500	106	9Bet Crv	2.6480	5600.0	89	24986	No
200	GOM_NL__2PRFIN20061210_160719_000000352053_00383_24986_5527.N1	10-DEC-2006 16:07:19	Dark	34.500	64	Gam Cen	2.2000	10600.	69	24986	No
201	GOM_NL__2PRFIN20061210_160918_000000482053_00384_24987_1634.N1	10-DEC-2006 16:09:18	Dark	48.000	26	Gam Cru	1.6240	2900.0	96	24987	Yes
202	GOM_NL__2PRFIN20061210_161225_000000392053_00384_24987_1635.N1	10-DEC-2006 16:12:25	Dark	39.000	113	Mu Vel	2.6920	5000.0	78	24987	No
203	GOM_NL__2PRFIN20061210_161520_000000322053_00384_24987_1636.N1	10-DEC-2006 16:15:20	Dark	32.000	159	Ups Car	2.9200	7200.0	64	24987	No
204	GOM_NL__2PRFIN20061210_162104_000000402053_00384_24987_1637.N1	10-DEC-2006 16:21:04	Dark	40.000	34	Gam2Vel	1.7930	23000.	80	24987	No
205	GOM_NL__2PRFIN20061210_162337_000000412053_00384_24987_1638.N1	10-DEC-2006 16:23:37	Dark	41.000	2	Alp Car	-0.73600	7000.0	82	24987	No
206	GOM_NL__2PRFIN20061210_162948_000000382053_00384_24987_1639.N1	10-DEC-2006 16:29:48	Straylight	38.000	108	Alp Col	2.6520	15200.	76	24987	No
207	GOM_NL__2PRFIN20061210_163501_000000412053_00384_24987_1640.N1	10-DEC-2006 16:35:01	Straylight	40.500	101	11Alp Lep	2.5820	7000.0	81	24987	No
208	GOM_NL__2PRFIN20061210_163814_000000422053_00384_24987_1641.N1	10-DEC-2006 16:38:14	Straylight	42.000	7	19Bet Ori	0.10000	14000.	84	24987	No
209	GOM_NL__2PRFIN20061210_164545_000000412053_00384_24987_1642.N1	10-DEC-2006 16:45:45	Twilight	40.500	13	87Alp Tau	0.86700	3800.0	81	24987	No
210	GOM_NL__2PRFIN20061210_164744_000000312053_00384_24987_1643.N1	10-DEC-2006 16:47:44	Bright	31.000	146	25Eta Tau	2.8730	15200.	62	24987	No
211	GOM_NL__2PRFIN20061210_164957_000000302053_00384_24987_1644.N1	10-DEC-2006 16:49:57	Bright	29.500	150	44Zet Per	2.8900	28000.	59	24987	No
212	GOM_NL__2PRFIN20061210_165218_000000302053_00384_24987_1645.N1	10-DEC-2006 16:52:18	Bright	30.000	149	45Eps Per	2.8880	30000.	60	24987	No
213	GOM_NL__2PRFIN20061210_165426_000000302053_00384_24987_1646.N1	10-DEC-2006 16:54:26	Bright	30.000	175	39Del Per	3.0100	19400.	60	24987	No
214	GOM_NL__2PRFIN20061210_170607_000000302053_00384_24987_1647.N1	10-DEC-2006 17:06:07	Bright	30.000	49	1Alp UMi	1.9900	6300.0	60	24987	No
215	GOM_NL__2PRFIN20061210_171050_000000302053_00384_24987_1648.N1	10-DEC-2006 17:10:50	Bright	29.500	60	7Bet UMi	2.0810	3950.0	59	24987	No
216	GOM_NL__2PRFIN20061210_171543_000000322053_00384_24987_1649.N1	10-DEC-2006 17:15:43	Bright	32.000	32	77Eps UMa	1.7630	11000.	64	24987	No
217	GOM_NL__2PRFIN20061210_171806_000000312053_00384_24987_1650.N1	10-DEC-2006 17:18:06	Bright	31.000	39	85Eta UMa	1.8540	24000.	62	24987	No
218	GOM_NL__2PRFIN20061210_172115_000000292053_00384_24987_1651.N1	10-DEC-2006 17:21:15	Bright	29.000	180	27Gam Boo	3.0400	8000.0	58	24987	No
219	GOM_NL__2PRFIN20061210_172422_000000312053_00384_24987_1652.N1	10-DEC-2006 17:24:22	Bright	30.500	83		2.3780	11000.	61	24987	No

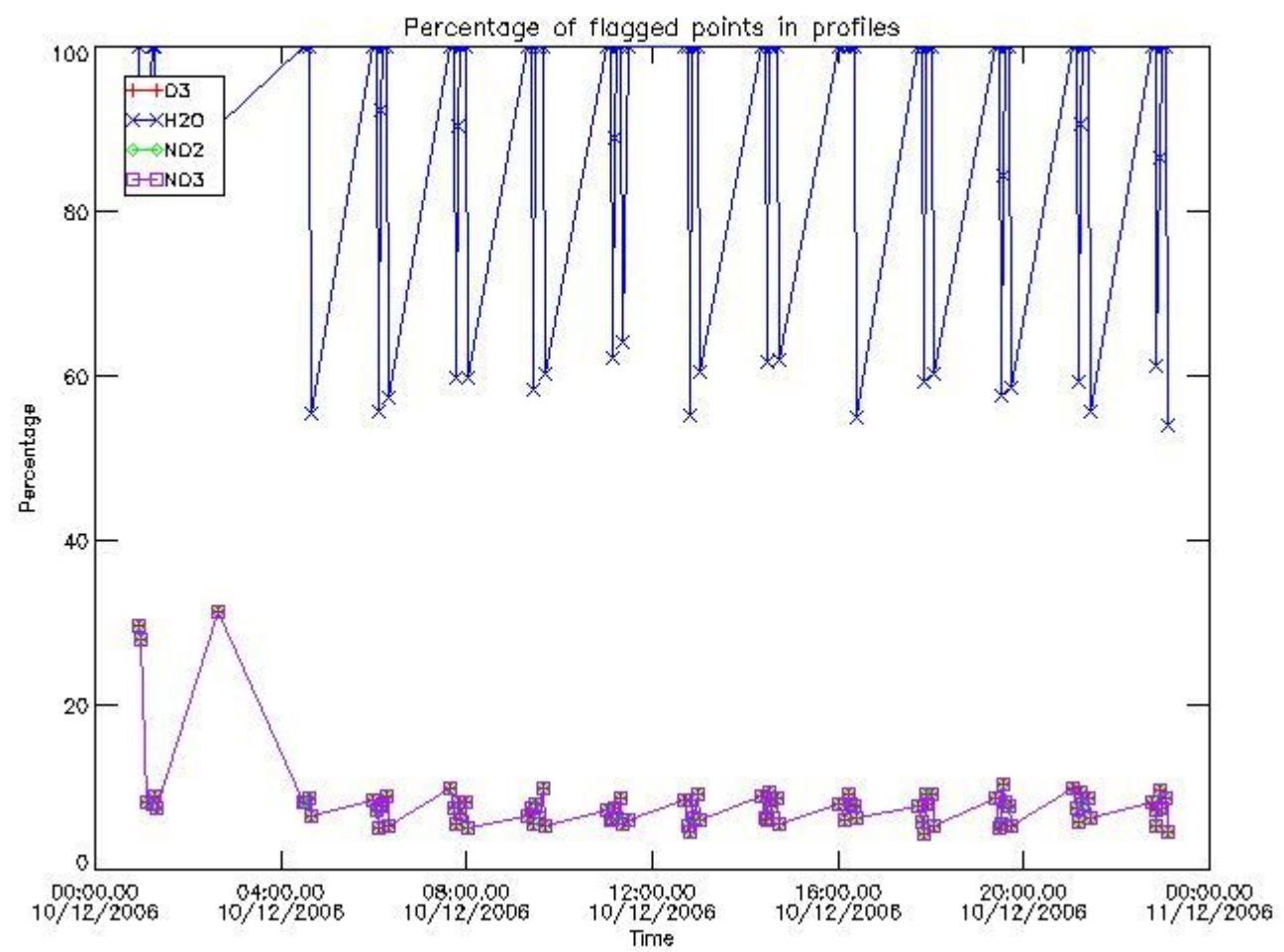
220	GOM_NL__2PRFIN20061210_172733_000000322053_00384_24987_1653.N1	10-DEC-2006 17:27:33	Bright	32.000	111	8Eta Boo	2.6800	6000.0	64	24987	No
221	GOM_NL__2PRFIN20061210_173700_000000442053_00384_24987_1654.N1	10-DEC-2006 17:37:00	Bright	44.000	15	67Alp Vir	0.97600	28000.	88	24987	No
222	GOM_NL__2PRFIN20061210_174028_000000362053_00384_24987_1655.N1	10-DEC-2006 17:40:28	Twilight	36.000	169	46Gam Hya	2.9910	4700.0	72	24987	No
223	GOM_NL__2PRFIN20061210_174234_000000402053_00384_24987_1656.N1	10-DEC-2006 17:42:34	Dark	39.500	106	9Bet Crv	2.6480	5600.0	79	24987	No
224	GOM_NL__2PRFIN20061210_174756_000000362053_00384_24987_1657.N1	10-DEC-2006 17:47:56	Dark	35.500	64	Gam Cen	2.2000	10600.	71	24987	No
225	GOM_NL__2PRFIN20061210_174954_000000472053_00385_24988_5732.N1	10-DEC-2006 17:49:54	Dark	47.000	26	Gam Cru	1.6240	2900.0	94	24988	No
226	GOM_NL__2PRFIN20061210_175302_000000402053_00385_24988_5733.N1	10-DEC-2006 17:53:02	Dark	39.500	113	Mu Vel	2.6920	5000.0	79	24988	No
227	GOM_NL__2PRFIN20061210_175557_000000332053_00385_24988_5734.N1	10-DEC-2006 17:55:57	Dark	32.500	159	Ups Car	2.9200	7200.0	65	24988	No
228	GOM_NL__2PRFIN20061210_180141_000000402053_00385_24988_5735.N1	10-DEC-2006 18:01:41	Dark	39.500	34	Gam2Vel	1.7930	23000.	79	24988	No
229	GOM_NL__2PRFIN20061210_180413_000000492053_00385_24988_5736.N1	10-DEC-2006 18:04:13	Dark	49.000	2	Alp Car	-0.73600	7000.0	98	24988	No
230	GOM_NL__2PRFIN20061210_181024_000000372053_00385_24988_5737.N1	10-DEC-2006 18:10:24	Straylight	36.500	108	Alp Col	2.6520	15200.	73	24988	No
231	GOM_NL__2PRFIN20061210_181537_000000412053_00385_24988_5738.N1	10-DEC-2006 18:15:37	Straylight	41.000	101	11Alp Lep	2.5820	7000.0	82	24988	No
232	GOM_NL__2PRFIN20061210_181850_000000532053_00385_24988_5739.N1	10-DEC-2006 18:18:50	Straylight	53.000	7	19Bet Ori	0.10000	14000.	106	24988	No
233	GOM_NL__2PRFIN20061210_182621_000000422053_00385_24988_5740.N1	10-DEC-2006 18:26:21	Tw_i_and_stray	42.000	13	87Alp Tau	0.86700	3800.0	84	24988	No
234	GOM_NL__2PRFIN20061210_182820_000000312053_00385_24988_5741.N1	10-DEC-2006 18:28:20	Bright	30.500	146	25Eta Tau	2.8730	15200.	61	24988	No
235	GOM_NL__2PRFIN20061210_183033_000000322053_00385_24988_5742.N1	10-DEC-2006 18:30:33	Bright	31.500	150	44Zet Per	2.8900	28000.	63	24988	No
236	GOM_NL__2PRFIN20061210_183254_000000312053_00385_24988_5743.N1	10-DEC-2006 18:32:54	Bright	30.500	149	45Eps Per	2.8880	30000.	61	24988	No
237	GOM_NL__2PRFIN20061210_183502_000000292053_00385_24988_5744.N1	10-DEC-2006 18:35:02	Bright	29.000	175	39Del Per	3.0100	19400.	58	24988	No
238	GOM_NL__2PRFIN20061210_184643_000000312053_00385_24988_5745.N1	10-DEC-2006 18:46:43	Bright	30.500	49	1Alp UMi	1.9900	6300.0	61	24988	No
239	GOM_NL__2PRFIN20061210_185126_000000312053_00385_24988_5746.N1	10-DEC-2006 18:51:26	Bright	31.000	60	7Bet UMi	2.0810	3950.0	62	24988	No
240	GOM_NL__2PRFIN20061210_185619_000000342053_00385_24988_5747.N1	10-DEC-2006 18:56:19	Bright	34.000	32	77Eps UMa	1.7630	11000.	68	24988	No
241	GOM_NL__2PRFIN20061210_185842_000000322053_00385_24988_5748.N1	10-DEC-2006 18:58:42	Bright	32.000	39	85Eta UMa	1.8540	24000.	64	24988	No
242	GOM_NL__2PRFIN20061210_190458_000000302053_00385_24988_5749.N1	10-DEC-2006 19:04:58	Bright	29.500	83		2.3780	11000.	59	24988	No
243	GOM_NL__2PRFIN20061210_190809_000000362053_00385_24988_5750.N1	10-DEC-2006 19:08:09	Bright	36.000	111	8Eta Boo	2.6800	6000.0	72	24988	No
244	GOM_NL__2PRFIN20061210_191737_000000442053_00385_24988_5751.N1	10-DEC-2006 19:17:37	Bright	43.500	15	67Alp Vir	0.97600	28000.	87	24988	No
245	GOM_NL__2PRFIN20061210_192105_000000372053_00385_24988_5752.N1	10-DEC-2006 19:21:05	Twilight	37.000	169	46Gam Hya	2.9910	4700.0	74	24988	No
246	GOM_NL__2PRFIN20061210_192311_000000422053_00385_24988_5753.N1	10-DEC-2006 19:23:11	Dark	41.500	106	9Bet Crv	2.6480	5600.0	83	24988	No
247	GOM_NL__2PRFIN20061210_192832_000000412053_00385_24988_5754.N1	10-DEC-2006 19:28:32	Dark	40.500	64	Gam Cen	2.2000	10600.	81	24988	No
248	GOM_NL__2PRFIN20061210_193030_000000372053_00386_24989_5854.N1	10-DEC-2006 19:30:30	Dark	37.000	26	Gam Cru	1.6240	2900.0	74	24989	No
249	GOM_NL__2PRFIN20061210_193339_000000392053_00386_24989_5855.N1	10-DEC-2006 19:33:39	Dark	39.000	113	Mu Vel	2.6920	5000.0	78	24989	No
250	GOM_NL__2PRFIN20061210_193633_000000322053_00386_24989_5856.N1	10-DEC-2006 19:36:33	Dark	31.500	159	Ups Car	2.9200	7200.0	63	24989	No
251	GOM_NL__2PRFIN20061210_194217_000000402053_00386_24989_5857.N1	10-DEC-2006 19:42:17	Dark	39.500	34	Gam2Vel	1.7930	23000.	79	24989	No
252	GOM_NL__2PRFIN20061210_194450_000000482053_00386_24989_5858.N1	10-DEC-2006 19:44:50	Dark	47.500	2	Alp Car	-0.73600	7000.0	95	24989	No
253	GOM_NL__2PRFIN20061210_195100_000000352053_00386_24989_5859.N1	10-DEC-2006 19:51:00	Straylight	34.500	108	Alp Col	2.6520	15200.	69	24989	No
254	GOM_NL__2PRFIN20061210_195613_000000422053_00386_24989_5860.N1	10-DEC-2006 19:56:13	Straylight	42.000	101	11Alp Lep	2.5820	7000.0	84	24989	No
255	GOM_NL__2PRFIN20061210_195926_000000512053_00386_24989_5861.N1	10-DEC-2006 19:59:26	Straylight	51.000	7	19Bet Ori	0.10000	14000.	102	24989	No
256	GOM_NL__2PRFIN20061210_200656_000000412053_00386_24989_5862.N1	10-DEC-2006 20:06:56	Tw_i_and_stray	41.000	13	87Alp Tau	0.86700	3800.0	82	24989	No
257	GOM_NL__2PRFIN20061210_200855_000000312053_00386_24989_5863.N1	10-DEC-2006 20:08:55	Bright	31.000	146	25Eta Tau	2.8730	15200.	62	24989	No
258	GOM_NL__2PRFIN20061210_201109_000000312053_00386_24989_5864.N1	10-DEC-2006 20:11:09	Bright	31.000	150	44Zet Per	2.8900	28000.	62	24989	No
259	GOM_NL__2PRFIN20061210_201330_000000302053_00386_24989_5865.N1	10-DEC-2006 20:13:30	Bright	29.500	149	45Eps Per	2.8880	30000.	59	24989	No
260	GOM_NL__2PRFIN20061210_201538_000000292053_00386_24989_5866.N1	10-DEC-2006 20:15:38	Bright	28.500	175	39Del Per	3.0100	19400.	57	24989	No
261	GOM_NL__2PRFIN20061210_202719_000000302053_00386_24989_5867.N1	10-DEC-2006 20:27:19	Bright	29.500	49	1Alp UMi	1.9900	6300.0	59	24989	No
262	GOM_NL__2PRFIN20061210_203202_000000302053_00386_24989_5868.N1	10-DEC-2006 20:32:02	Bright	29.500	60	7Bet UMi	2.0810	3950.0	59	24989	No
263	GOM_NL__2PRFIN20061210_203655_000000362053_00386_24989_5869.N1	10-DEC-2006 20:36:55	Bright	35.500	32	77Eps UMa	1.7630	11000.	71	24989	No
264	GOM_NL__2PRFIN20061210_203918_000000332053_00386_24989_5870.N1	10-DEC-2006 20:39:18	Bright	32.500	39	85Eta UMa	1.8540	24000.	65	24989	No
265	GOM_NL__2PRFIN20061210_204227_000000322053_00386_24989_5871.N1	10-DEC-2006 20:42:27	Bright	31.500	180	27Gam Boo	3.0400	8000.0	63	24989	No
266	GOM_NL__2PRFIN20061210_204534_000000302053_00386_24989_5872.N1	10-DEC-2006 20:45:34	Bright	30.000	83		2.3780	11000.	60	24989	No
267	GOM_NL__2PRFIN20061210_204845_000000322053_00386_24989_5873.N1	10-DEC-2006 20:48:45	Bright	32.000	111	8Eta Boo	2.6800	6000.0	64	24989	No
268	GOM_NL__2PRFIN20061210_205813_000000442053_00386_24989_5874.N1	10-DEC-2006 20:58:13	Tw_i_and_stray	44.000	15	67Alp Vir	0.97600	28000.	88	24989	No
269	GOM_NL__2PRFIN20061210_210142_000000362053_00386_24989_5875.N1	10-DEC-2006 21:01:42	Twilight	35.500	169	46Gam Hya	2.9910	4700.0	71	24989	No
270	GOM_NL__2PRFIN20061210_210348_000000412053_00386_24989_5876.N1	10-DEC-2006 21:03:48	Dark	41.000	106	9Bet Crv	2.6480	5600.0	82	24989	No
271	GOM_NL__2PRFIN20061210_210908_000000342053_00386_24989_5877.N1	10-DEC-2006 21:09:08	Dark	34.000	64	Gam Cen	2.2000	10600.	68	24989	No
272	GOM_NL__2PRFIN20061210_211107_000000362053_00387_24990_5948.N1	10-DEC-2006 21:11:07	Dark	36.000	26	Gam Cru	1.6240	2900.0	72	24990	No
273	GOM_NL__2PRFIN20061210_211416_000000382053_00387_24990_5949.N1	10-DEC-2006 21:14:16	Dark	38.000	113	Mu Vel	2.6920	5000.0	76	24990	No
274	GOM_NL__2PRFIN20061210_211710_000000332053_00387_24990_5950.N1	10-DEC-2006 21:17:10	Dark	32.500	159	Ups Car	2.9200	7200.0	65	24990	No
275	GOM_NL__2PRFIN20061210_212254_000000412053_00387_24990_5951.N1	10-DEC-2006 21:22:54	Dark	41.000	34	Gam2Vel	1.7930	23000.	82	24990	No
276	GOM_NL__2PRFIN20061210_212526_000000412053_00387_24990_5952.N1	10-DEC-2006 21:25:26	Dark	41.000	2	Alp Car	-0.73600	7000.0	82	24990	No
277	GOM_NL__2PRFIN20061210_213136_000000372053_00387_24990_5953.N1	10-DEC-2006 21:31:36	Straylight	36.500	108	Alp Col	2.6520	15200.	73	24990	No
278	GOM_NL__2PRFIN20061210_213649_000000402053_00387_24990_5954.N1	10-DEC-2006 21:36:49	Straylight	40.000	101	11Alp Lep	2.5820	7000.0	80	24990	No

279	GOM_NL__2PRFIN20061210_214002_000000502053_00387_24990_5955.N1	10-DEC-2006 21:40:02	Straylight	49.500	7	19Bet Ori	0.10000	14000.	99	24990	No
280	GOM_NL__2PRFIN20061210_214732_000000462053_00387_24990_5956.N1	10-DEC-2006 21:47:32	Twl_and_stray	46.000	13	87Alp Tau	0.86700	3800.0	92	24990	No
281	GOM_NL__2PRFIN20061210_214931_000000312053_00387_24990_5957.N1	10-DEC-2006 21:49:31	Bright	30.500	146	25Eta Tau	2.8730	15200.	61	24990	No
282	GOM_NL__2PRFIN20061210_215145_000000302053_00387_24990_5958.N1	10-DEC-2006 21:51:45	Bright	30.000	150	44Zet Per	2.8900	28000.	60	24990	No
283	GOM_NL__2PRFIN20061210_215405_000000302053_00387_24990_5959.N1	10-DEC-2006 21:54:05	Bright	29.500	149	45Eps Per	2.8880	30000.	59	24990	No
284	GOM_NL__2PRFIN20061210_215614_000000292053_00387_24990_5960.N1	10-DEC-2006 21:56:14	Bright	29.000	175	39Del Per	3.0100	19400.	58	24990	No
285	GOM_NL__2PRFIN20061210_220755_000000312053_00387_24990_5961.N1	10-DEC-2006 22:07:55	Bright	30.500	49	1Alp UMi	1.9900	6300.0	61	24990	No
286	GOM_NL__2PRFIN20061210_221238_000000312053_00387_24990_5962.N1	10-DEC-2006 22:12:38	Bright	30.500	60	7Bet UMi	2.0810	3950.0	61	24990	No
287	GOM_NL__2PRFIN20061210_221731_000000362053_00387_24990_5963.N1	10-DEC-2006 22:17:31	Bright	36.000	32	77Eps UMa	1.7630	11000.	72	24990	No
288	GOM_NL__2PRFIN20061210_221953_000000312053_00387_24990_5964.N1	10-DEC-2006 22:19:53	Bright	30.500	39	85Eta UMa	1.8540	24000.	61	24990	No
289	GOM_NL__2PRFIN20061210_222303_000000302053_00387_24990_5965.N1	10-DEC-2006 22:23:03	Bright	29.500	180	27Gam Boo	3.0400	8000.0	59	24990	No
290	GOM_NL__2PRFIN20061210_222610_000000302053_00387_24990_5966.N1	10-DEC-2006 22:26:10	Bright	30.000	83		2.3780	11000.	60	24990	No
291	GOM_NL__2PRFIN20061210_222921_000000512053_00387_24990_5967.N1	10-DEC-2006 22:29:21	Bright	51.000	111	8Eta Boo	2.6800	6000.0	102	24990	No
292	GOM_NL__2PRFIN20061210_223849_000000442053_00387_24990_5968.N1	10-DEC-2006 22:38:49	Twl_and_stray	43.500	15	67Alp Vir	0.97600	28000.	87	24990	No
293	GOM_NL__2PRFIN20061210_224218_000000362053_00387_24990_5969.N1	10-DEC-2006 22:42:18	Twilight	35.500	169	46Gam Hya	2.9910	4700.0	71	24990	No
294	GOM_NL__2PRFIN20061210_224425_000000442053_00387_24990_5970.N1	10-DEC-2006 22:44:25	Dark	43.500	106	9Bet Crv	2.6480	5600.0	87	24990	No
295	GOM_NL__2PRFIN20061210_224945_000000362053_00387_24990_5971.N1	10-DEC-2006 22:49:45	Dark	35.500	64	Gam Cen	2.2000	10600.	71	24990	No
296	GOM_NL__2PRFIN20061210_225143_000000482053_00388_24991_5979.N1	10-DEC-2006 22:51:43	Dark	48.000	26	Gam Cru	1.6240	2900.0	96	24991	No
297	GOM_NL__2PRFIN20061210_225452_000000382053_00388_24991_5980.N1	10-DEC-2006 22:54:52	Dark	37.500	113	Mu Vel	2.6920	5000.0	75	24991	No
298	GOM_NL__2PRFIN20061210_225746_000000342053_00388_24991_5981.N1	10-DEC-2006 22:57:46	Dark	34.000	159	Ups Car	2.9200	7200.0	68	24991	No
299	GOM_NL__2PRFIN20061210_230331_000000422053_00388_24991_5982.N1	10-DEC-2006 23:03:31	Dark	41.500	34	Gam2Vel	1.7930	23000.	83	24991	No
300	GOM_NL__2PRFIN20061210_230603_000000452053_00388_24991_5983.N1	10-DEC-2006 23:06:03	Dark	45.000	2	Alp Car	-0.73600	7000.0	90	24991	No
301	GOM_NL__2PRFIN20061210_231213_000000362053_00388_24991_5984.N1	10-DEC-2006 23:12:13	Straylight	35.500	108	Alp Col	2.6520	15200.	71	24991	No
302	GOM_NL__2PRFIN20061210_231725_000000412053_00388_24991_5985.N1	10-DEC-2006 23:17:25	Straylight	41.000	101	11Alp Lep	2.5820	7000.0	82	24991	No
303	GOM_NL__2PRFIN20061210_232038_000000462053_00388_24991_5986.N1	10-DEC-2006 23:20:38	Straylight	46.000	7	19Bet Ori	0.10000	14000.	92	24991	No
304	GOM_NL__2PRFIN20061210_232808_000000502053_00388_24991_5987.N1	10-DEC-2006 23:28:08	Twl_and_stray	49.500	13	87Alp Tau	0.86700	3800.0	99	24991	No
305	GOM_NL__2PRFIN20061210_233007_000000332053_00388_24991_5988.N1	10-DEC-2006 23:30:07	Bright	32.500	146	25Eta Tau	2.8730	15200.	65	24991	No
306	GOM_NL__2PRFIN20061210_233221_000000312053_00388_24991_5989.N1	10-DEC-2006 23:32:21	Bright	31.000	150	44Zet Per	2.8900	28000.	62	24991	No
307	GOM_NL__2PRFIN20061210_233441_000000292053_00388_24991_5990.N1	10-DEC-2006 23:34:41	Bright	29.000	149	45Eps Per	2.8880	30000.	58	24991	No
308	GOM_NL__2PRFIN20061210_233650_000000472053_00388_24991_5991.N1	10-DEC-2006 23:36:50	Bright	47.000	175	39Del Per	3.0100	19400.	94	24991	No
309	GOM_NL__2PRFIN20061210_234831_000000312053_00388_24991_5992.N1	10-DEC-2006 23:48:31	Bright	31.000	49	1Alp UMi	1.9900	6300.0	62	24991	No
310	GOM_NL__2PRFIN20061210_235314_000000312053_00388_24991_5993.N1	10-DEC-2006 23:53:14	Bright	30.500	60	7Bet UMi	2.0810	3950.0	61	24991	No
311	GOM_NL__2PRFIN20061210_235806_000000362053_00388_24991_5994.N1	10-DEC-2006 23:58:06	Bright	35.500	32	77Eps UMa	1.7630	11000.	71	24991	No

3. Quality information per product

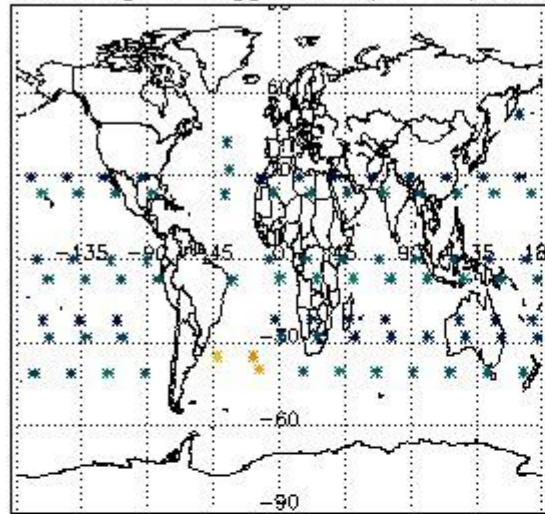
In this section it is plotted some information contained in the Quality Summary data set of the level 2 products. Only products in dark limb conditions and without errors (error flag in the MPH set to "0") are used.

3.1 Plot quality information per product (time dependant)

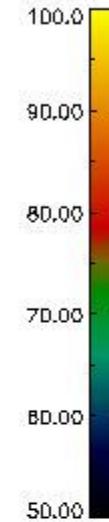
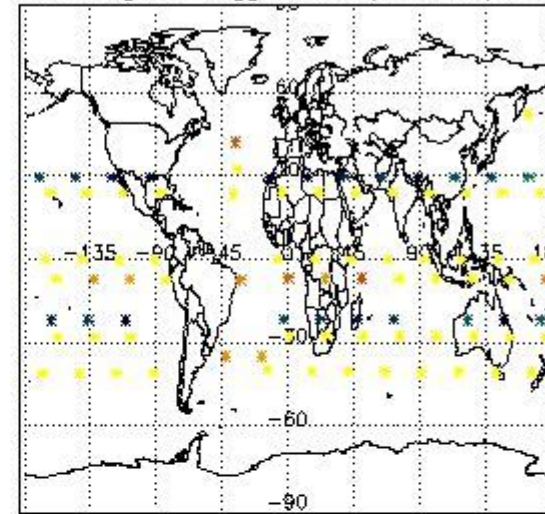


3.2 Plot quality information per product (world map)

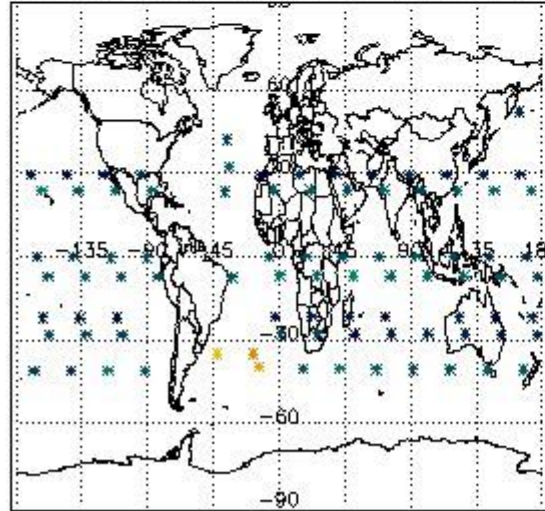
Percentage of flagged data per O3 profile



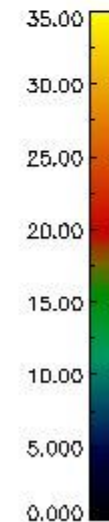
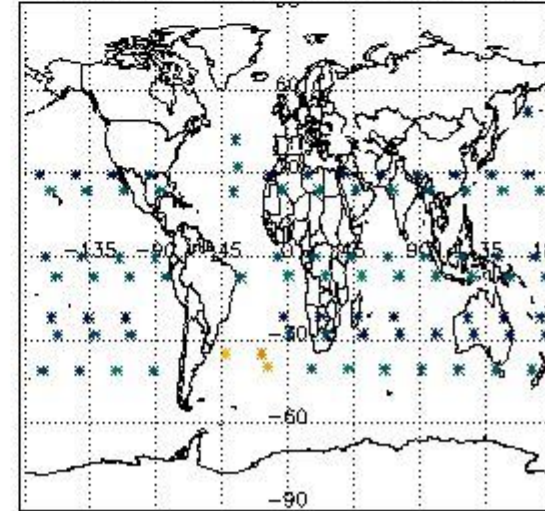
Percentage of flagged data per H2O profile



Percentage of flagged data per NO2 profile



Percentage of flagged data per NO3 profile

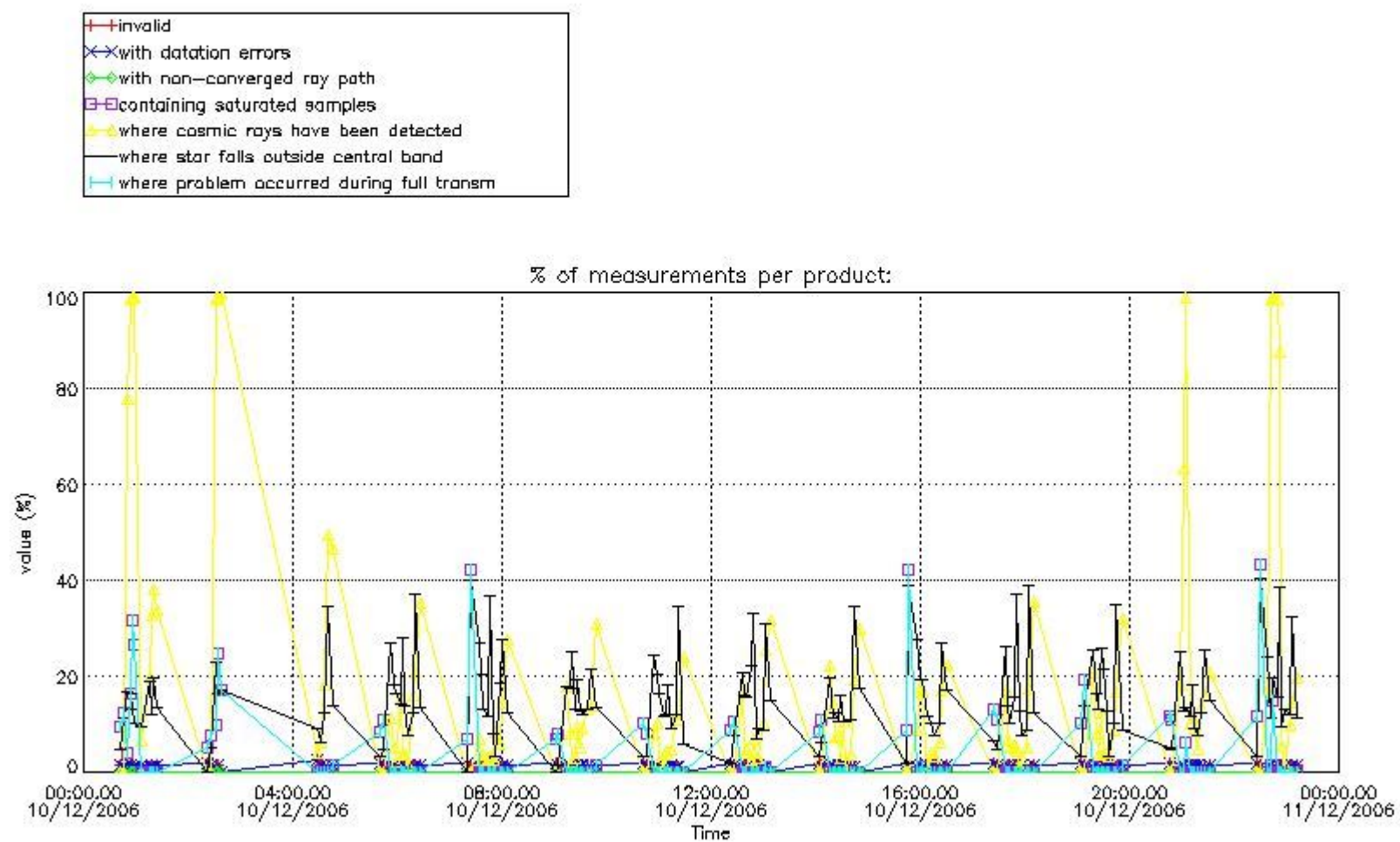


4. Level 1 quality information per product

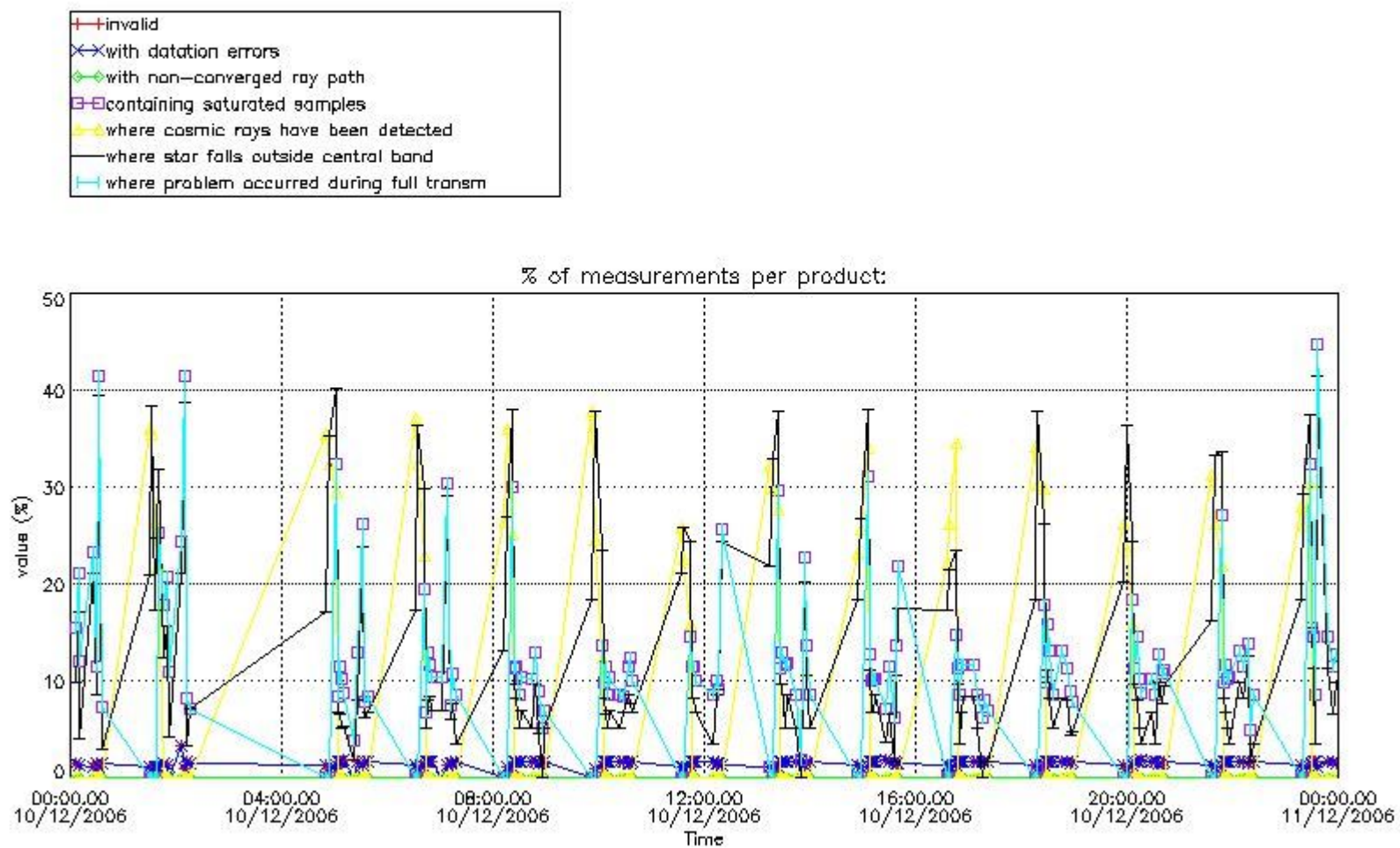
In this section it is plotted some information contained in the Quality Summary data set of the level 2 products that comes from the level 1b processing. Products without errors (error flag in the MPH set to "0") are used.

4.1 Plot quality information per product (time dependant) coming from level 1b processing

4.1.1 Plot level 1 quality information per product (time dependant): ENVISAT ASCENDING passes



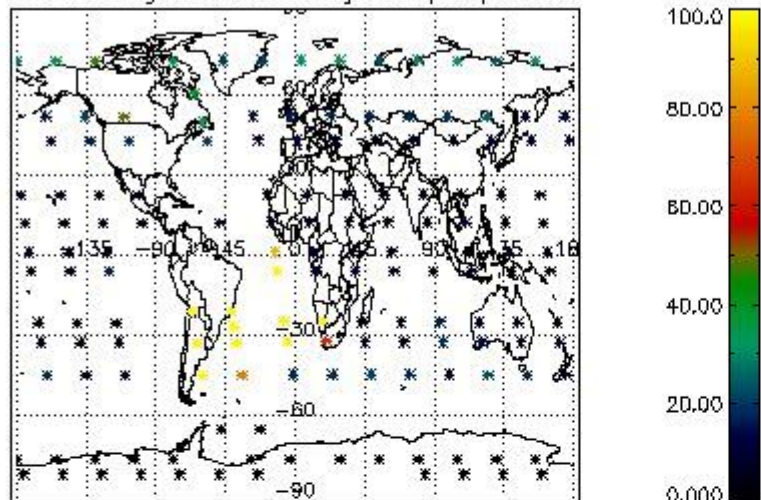
4.1.2 Plot level 1 quality information per product (time dependant): ENVISAT DESCENDING passes



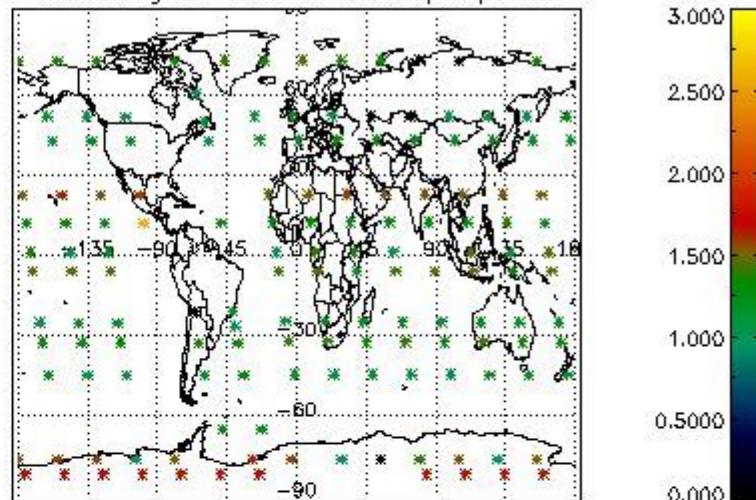
4.2 Plot quality information per product coming from level 1b processing (world map)

4.2.1 Plot level 1 quality information per product (world map): ENVISAT ASCENDING passes

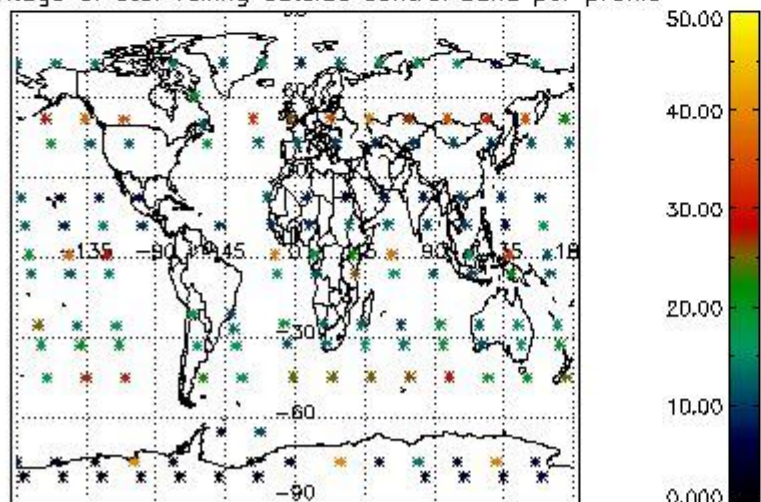
Percentage of cosmic ray hits per profile



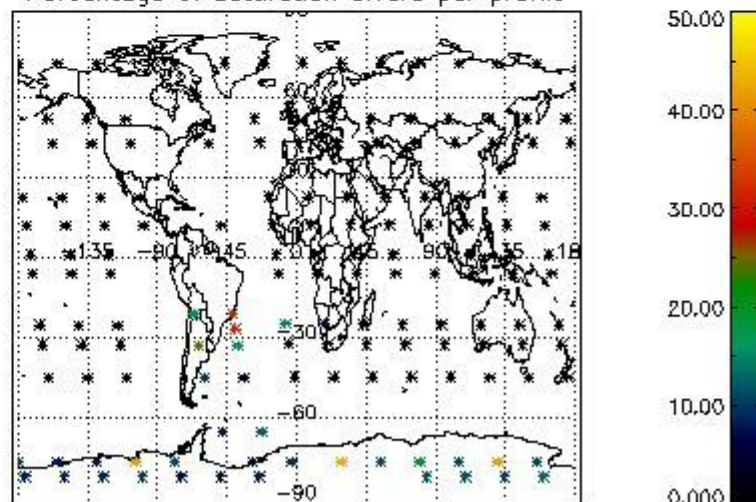
Percentage of datation errors per profile



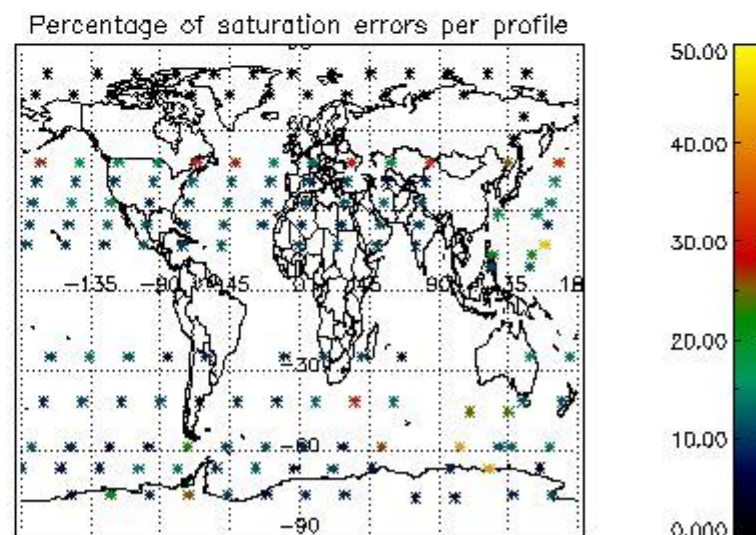
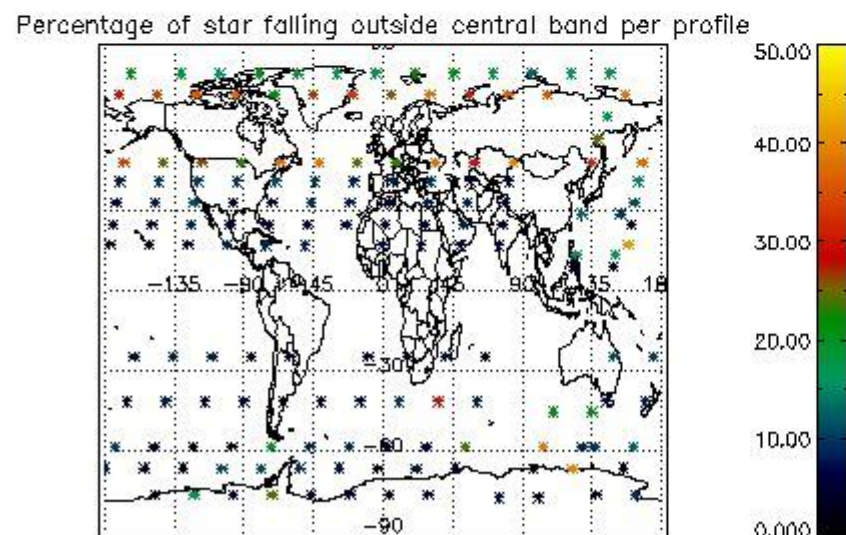
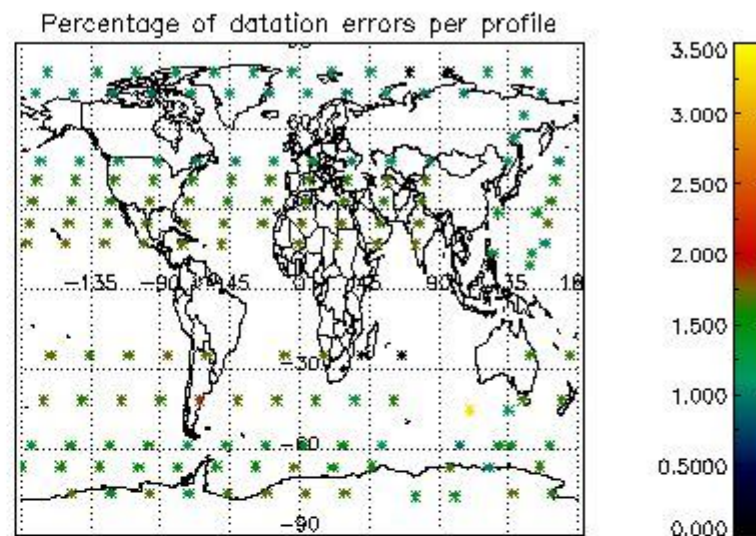
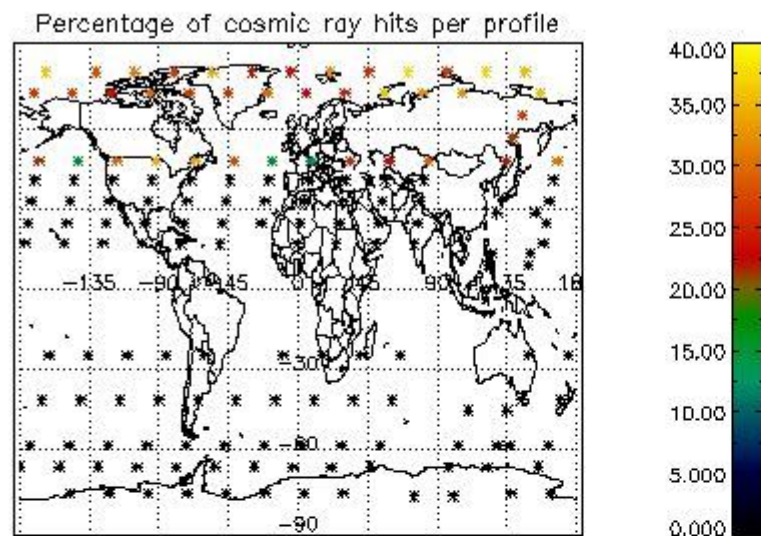
Percentage of star falling outside central band per profile



Percentage of saturation errors per profile



4.2.2 Plot level 1 quality information per product (world map): ENVISAT DESCENDING passes



5. Trace gas profiles

5.1 Ozone statistics based on quality of products

The final quality of the products can be "measured" using the STD (Standard Deviation) attached to every point profile. This information is written to the parameter GOM_NL__2P/NL_LOCAL_SPECIES_DENSITY/o3_std of the level 2 products. The table below shows the statistics for given STD ranges.

The statistics are given with respect to the overall valid production:

- Products without fatal errors: GOM_NL__2P/MPH/PRODUCT_ERR=0
- Valid point profile: GOM_NL__2P/NL_LOCAL_SPECIES_DENSITY/pcd(0)=0

The 'Criteria' is applied to valid points of dark limb products:

- Products in dark limb illumination condition: GOM_NL__2P/NL_SUMMARY_QUALITY/obs_ill_cond=0
- Products without fatal errors: GOM_NL__2P/MPH/PRODUCT_ERR=0
- Valid point profile: GOM_NL__2P/NL_LOCAL_SPECIES_DENSITY/pcd(0)=0

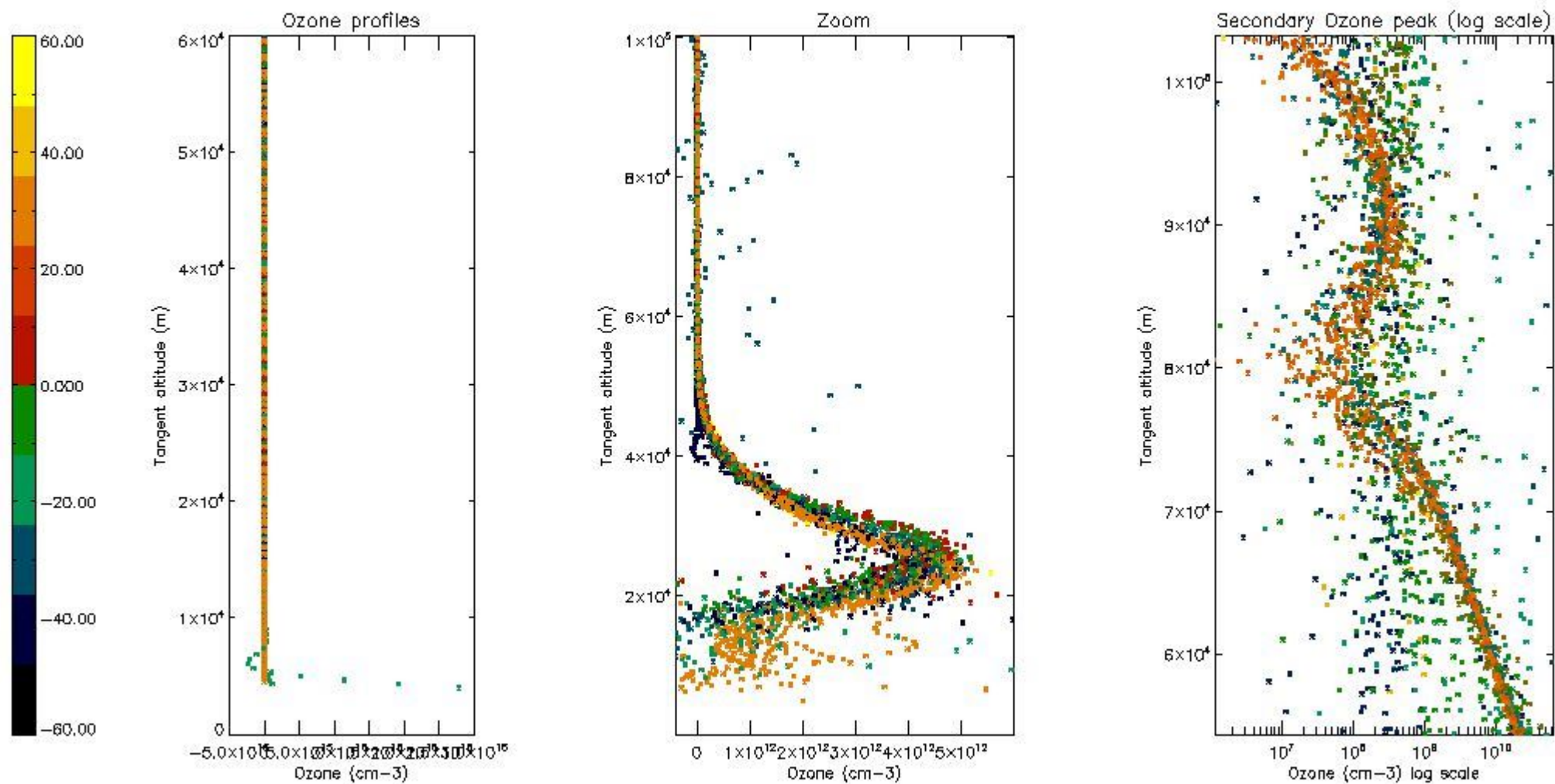
So, the table below shows the percentage of dark limb and valid observations for each criteria with respect to the overall valid daily observations.

Criteria	% of total production
All STD	30
STD < 20	15

STD < 10	11
STD < 5	7

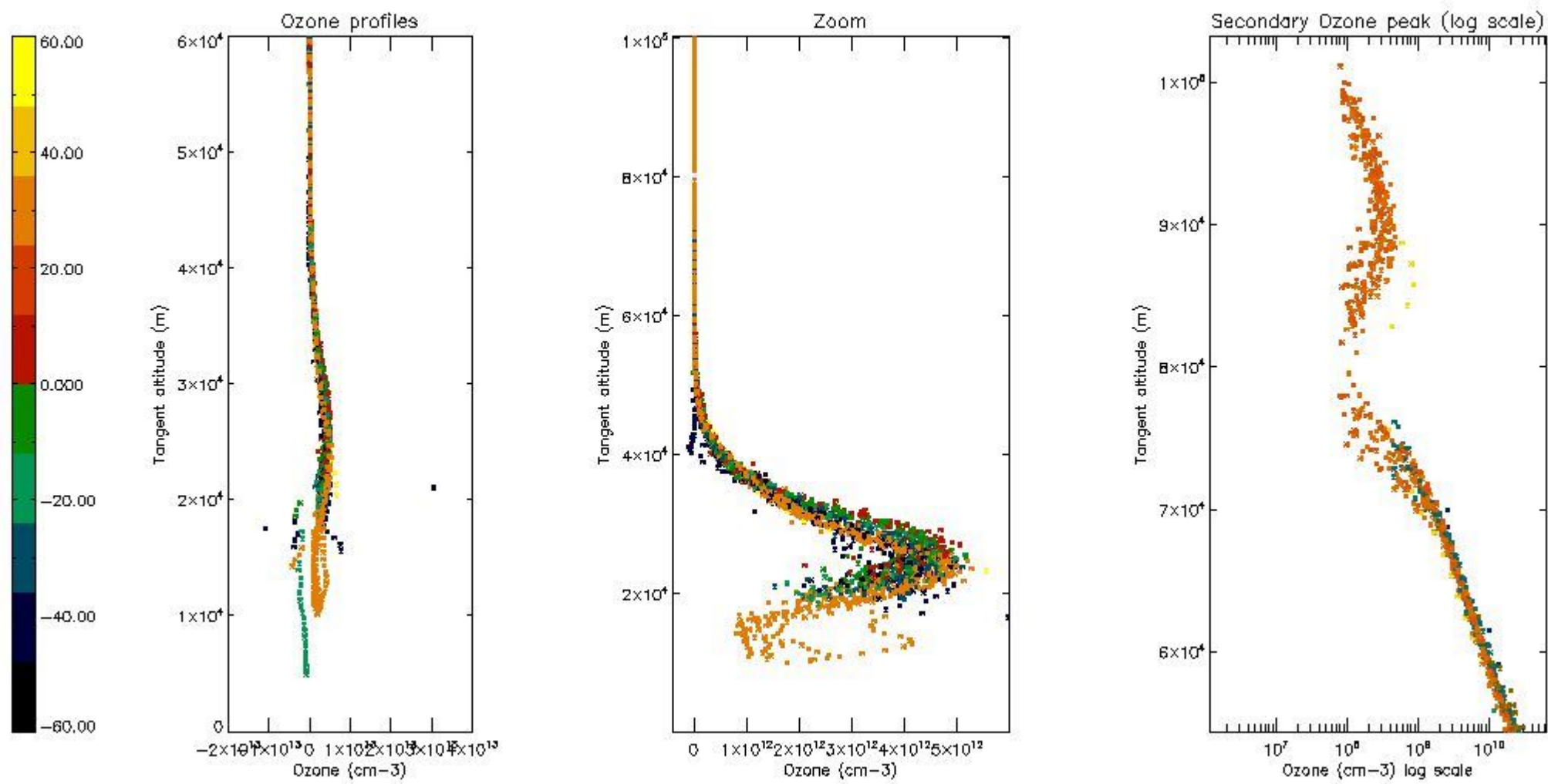
5.2 Plot ozone profiles for all STD (dark without errors)

The colorbar represents the latitude.



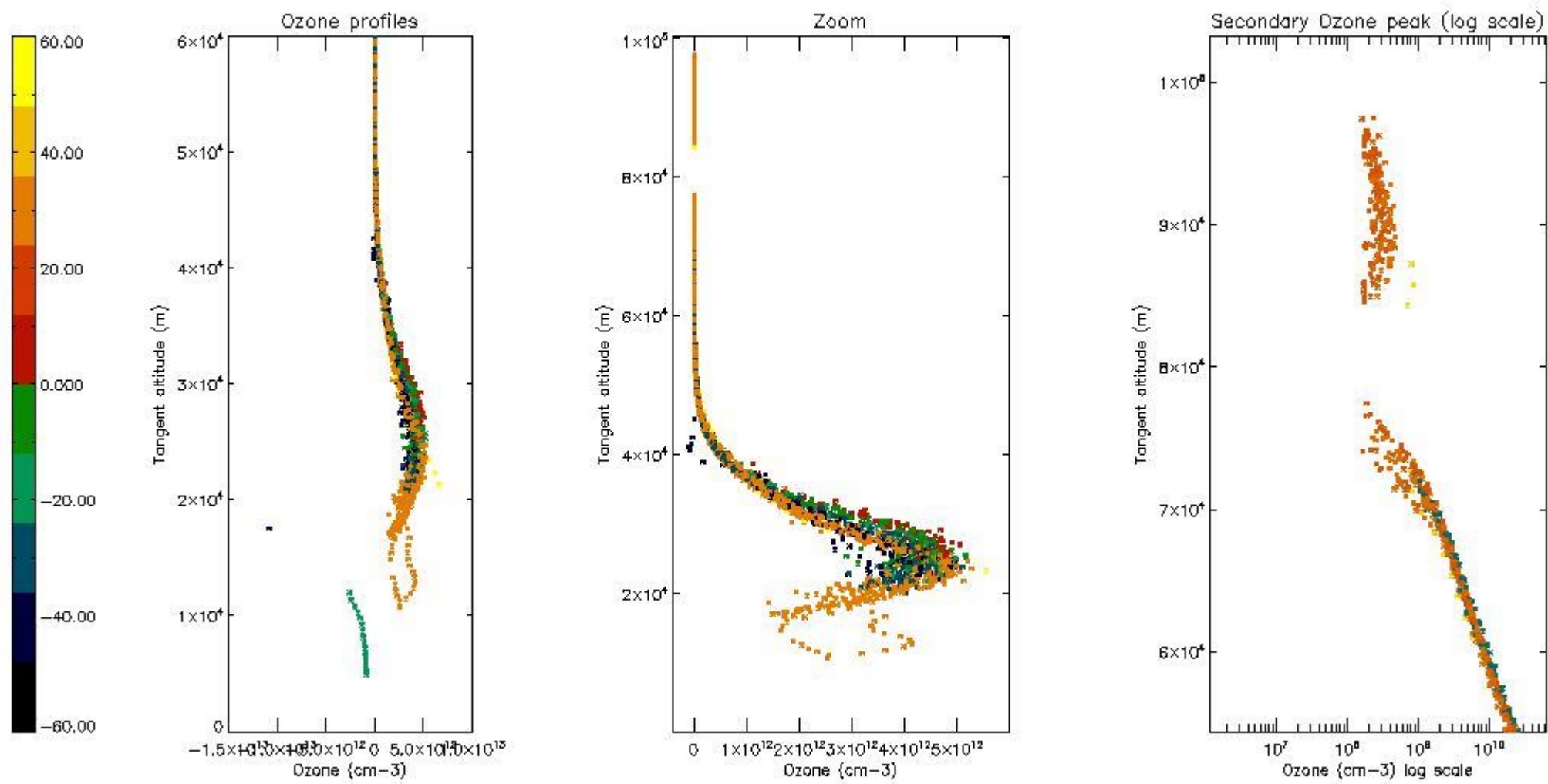
5.3 Plot ozone profiles where STD < 20% (dark without errors)

The colorbar represents the latitude.



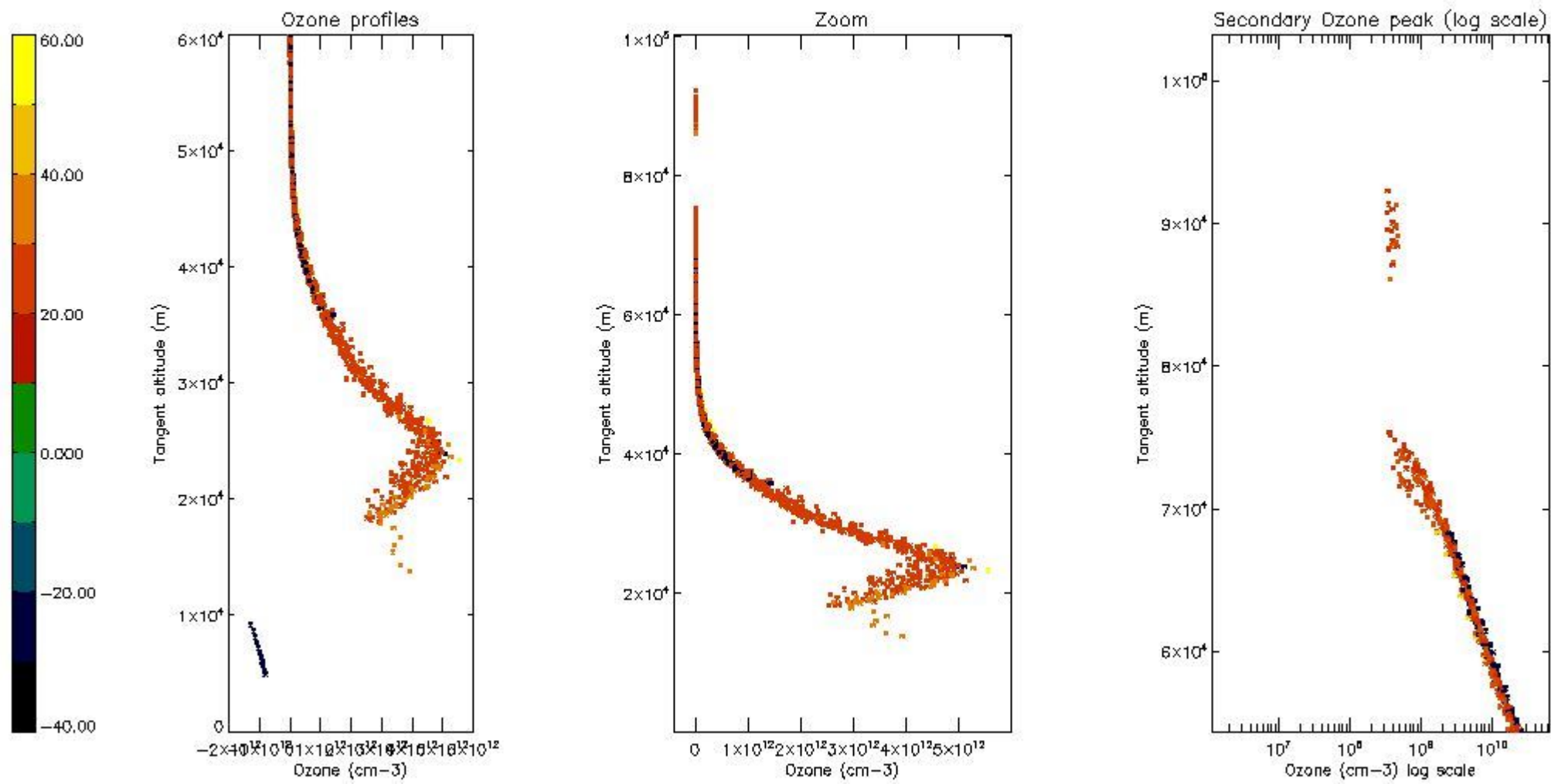
5.4 Plot ozone profiles where STD < 10% (dark without errors)

The colorbar represents the latitude.



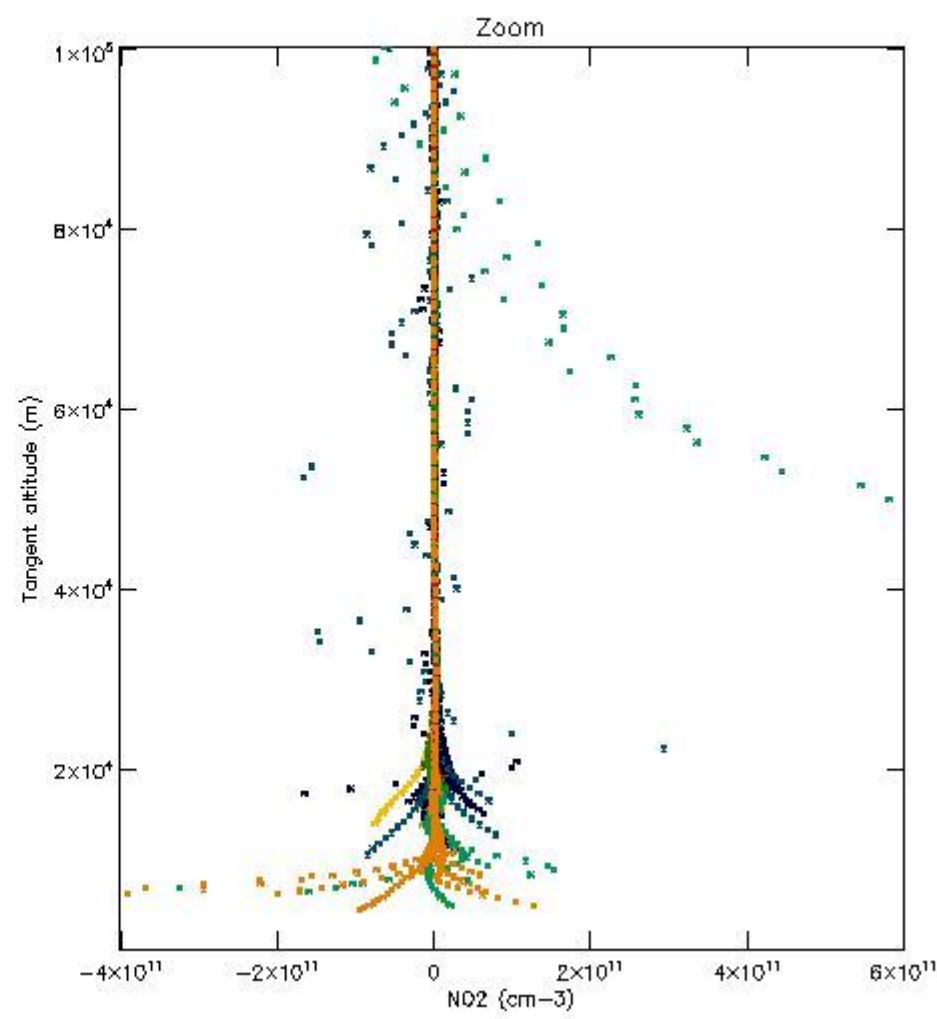
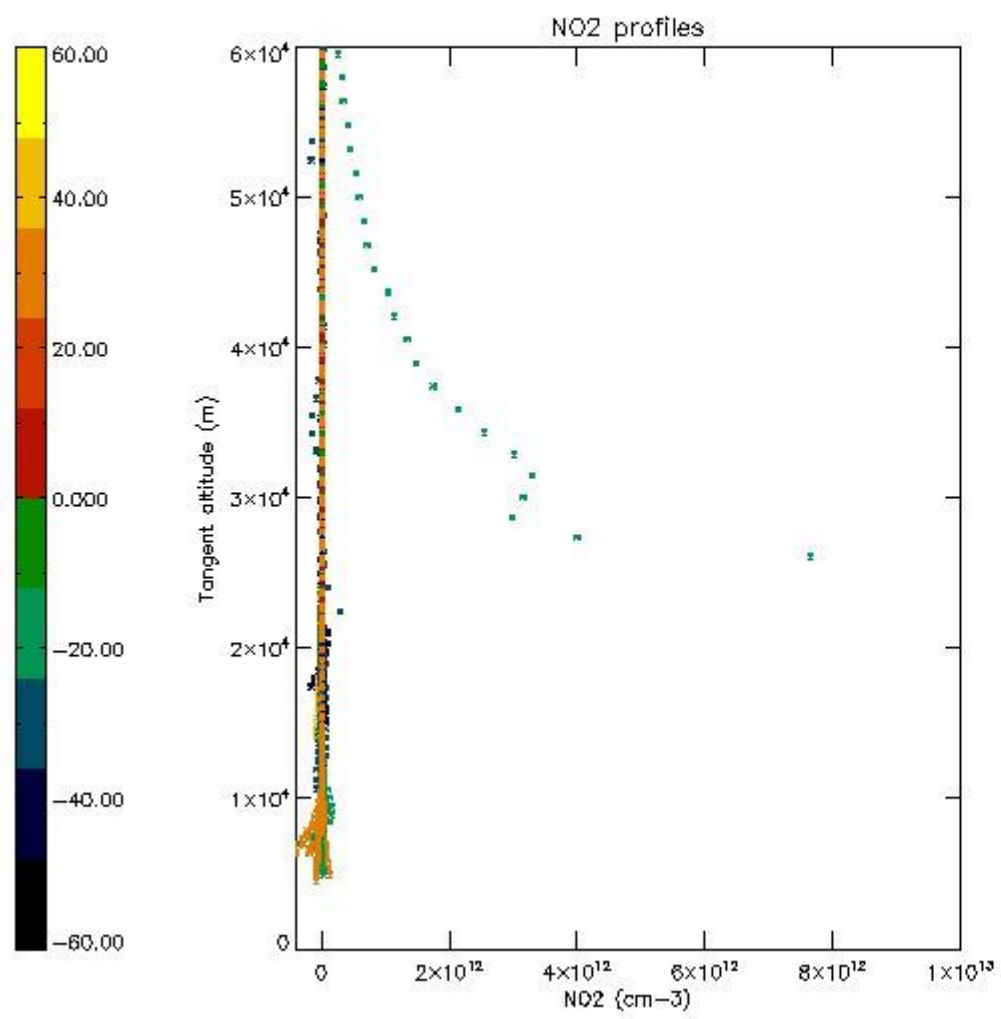
5.5 Plot ozone profiles where STD < 5% (dark without errors)

The colorbar represents the latitude.



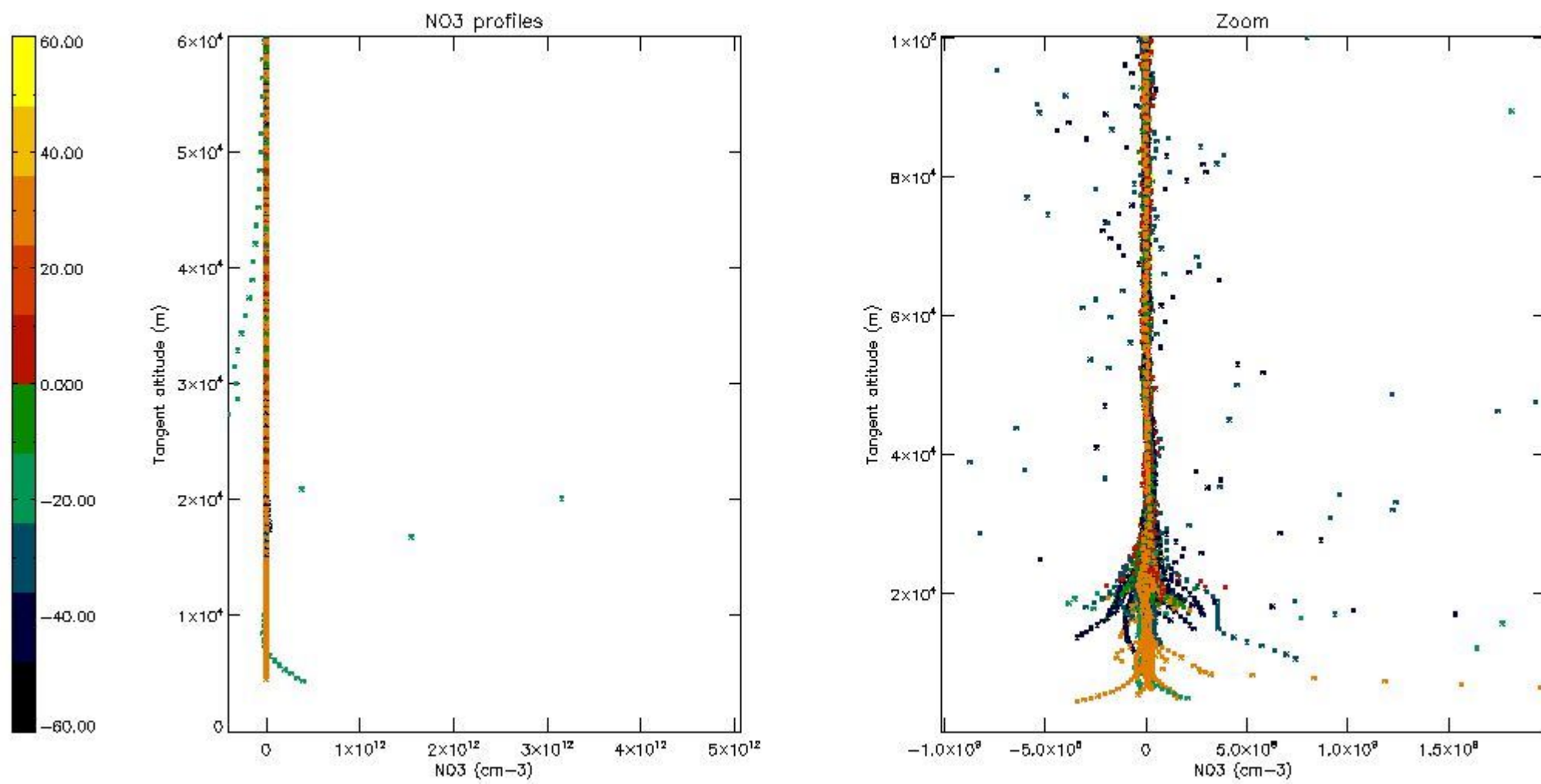
5.6 Plot NO₂ profiles for all STD (dark without errors)

The colorbar represents the latitude.



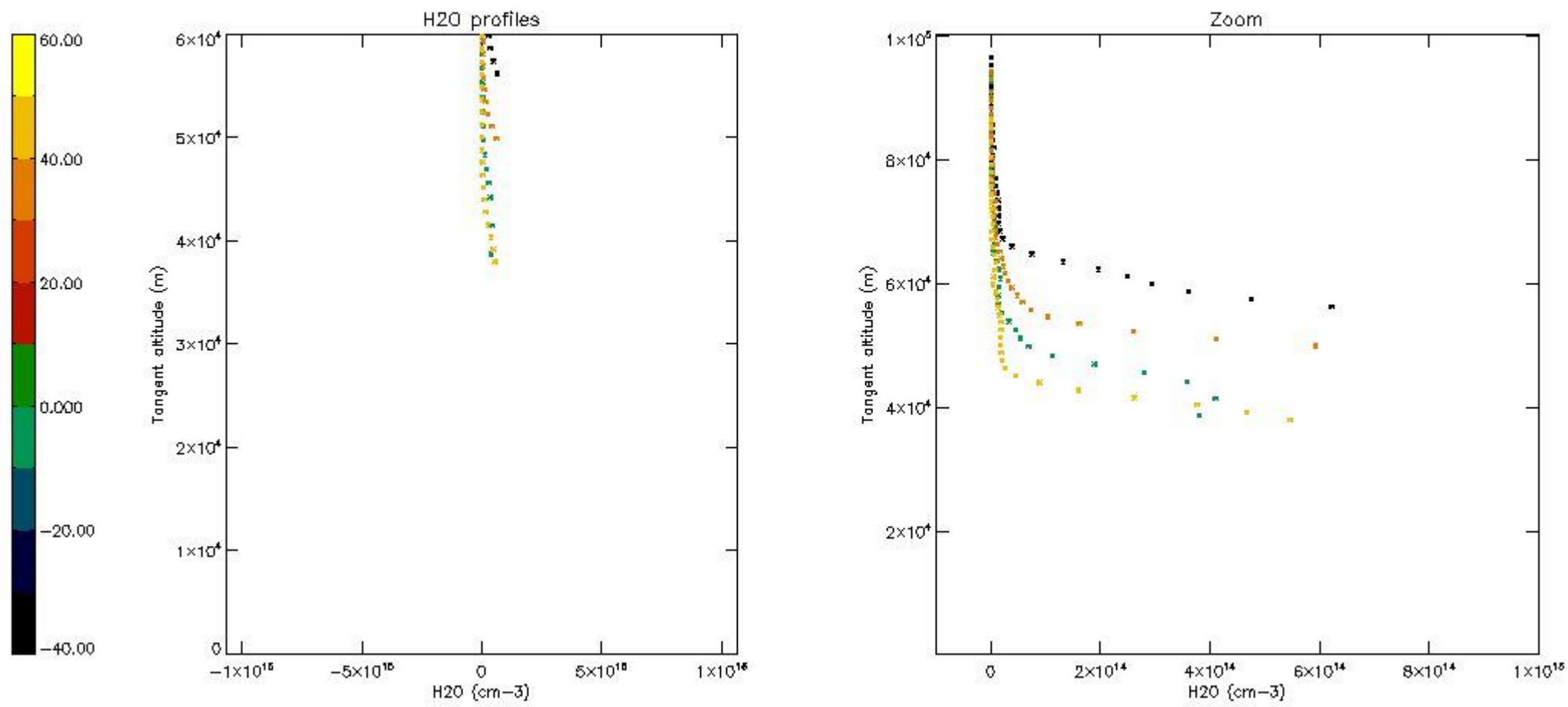
5.7 Plot NO3 profiles for all STD (dark without errors)

The colorbar represents the latitude.



5.8 Plot H2O profiles for all STD (only for occultations of stars 1,2,3,4,13,14,16,26,63 dark without errors)

The colorbar represents the latitude.



6. Auxiliary Data Files used for the production reported in section 2

The number reported in the third column indicates since which file (see list in section 2) the corresponding auxiliary file has been used. The fourth column is the date of those product files.

Type	Auxiliary Filename	Used since product	Used since product date
INST_PHYS_CHARACTERISTICS	GOM_INS_AXVIEC20091111_143220_20030716_120000_20500101_000000	1	10-DEC-2006 00:05:11
LEVEL-2_PROC_CONFIG	GOM_PR2_AXVIEC20091111_152718_20020301_000000_20500101_000000	1	10-DEC-2006 00:05:11
CROSS_SECTIONS_FILE	GOM_CRS_AXVIEC20091111_154832_20020301_000000_20500101_000000	1	10-DEC-2006 00:05:11

GOMOS Level 2 Daily Report

SUMMARY

[1. General Info](#)

[2. Summary of processed GOM_NL_2P products](#)

[3. Level 2 Quality information per product](#)

[3.1 Plot of level 2 quality information per product \(time dependant\)](#)

[3.2 Plot of level 2 quality information per product \(world map\)](#)

[4. Level 1 Quality information per product \(stored on level 2 products\)](#)

[4.1 Plot of level 1 quality information per product \(time dependant\)](#)

[4.1.1 Plot of level 1 quality information per product \(time dependant\): ASCENDING](#)

[4.1.2 Plot of level 1 quality information per product \(time dependant\): DESCENDING](#)

[4.2 Plot of level 1 quality information per product \(world map\)](#)

[4.2.1 Plot of level 1 quality information per product \(world map\): ASCENDING](#)

[4.2.2 Plot of level 1 quality information per product \(world map\): DESCENDING](#)

[5. Ozone profiles based on quality statistics and other trace gas profiles](#)

[5.1 Ozone statistics based on quality of products](#)

[5.2 Plot ozone profiles for all STD \(dark without errors\)](#)

[5.3 Plot ozone profiles where STD < 20% \(dark without errors\)](#)

[5.4. Plot ozone profiles where STD < 10% \(dark without errors\)](#)

[5.5. Plot ozone profiles where STD < 5% \(dark without errors\)](#)

[5.6 Plot NO2 profiles for all STD \(dark without errors\)](#)

[5.7 Plot NO3 profiles for all STD \(dark without errors\)](#)

[5.8 Plot H2O profiles \(only for occultations of stars 1,2,3,4,13,14,16,26,63 dark without errors\) for all STD](#)

[6. Auxiliary Data Files used for the production reported in section 2](#)

This report presents the daily analysis on parameters extracted from GOMOS level 2 data (GOM_NL__2P). It is intended to monitor some important parameters that will impact the quality of these products. A list of level 2 products (and content) that have arrived during the reporting day to the PCF is also given.

Item	Value
Time of report generation	24APR2013 06:30:21
Data source version	GOMOS/6.01
Start time of products	10-12-2006 (10DEC2006 00:00:00)
Stop time of products	11-12-2006 (11DEC2006 00:00:00)
Store outputs in DB	Yes
Nb of level 2 prods	311
Nb of prods with errors	1

2. Summary of processed GOM_NL__2P products.

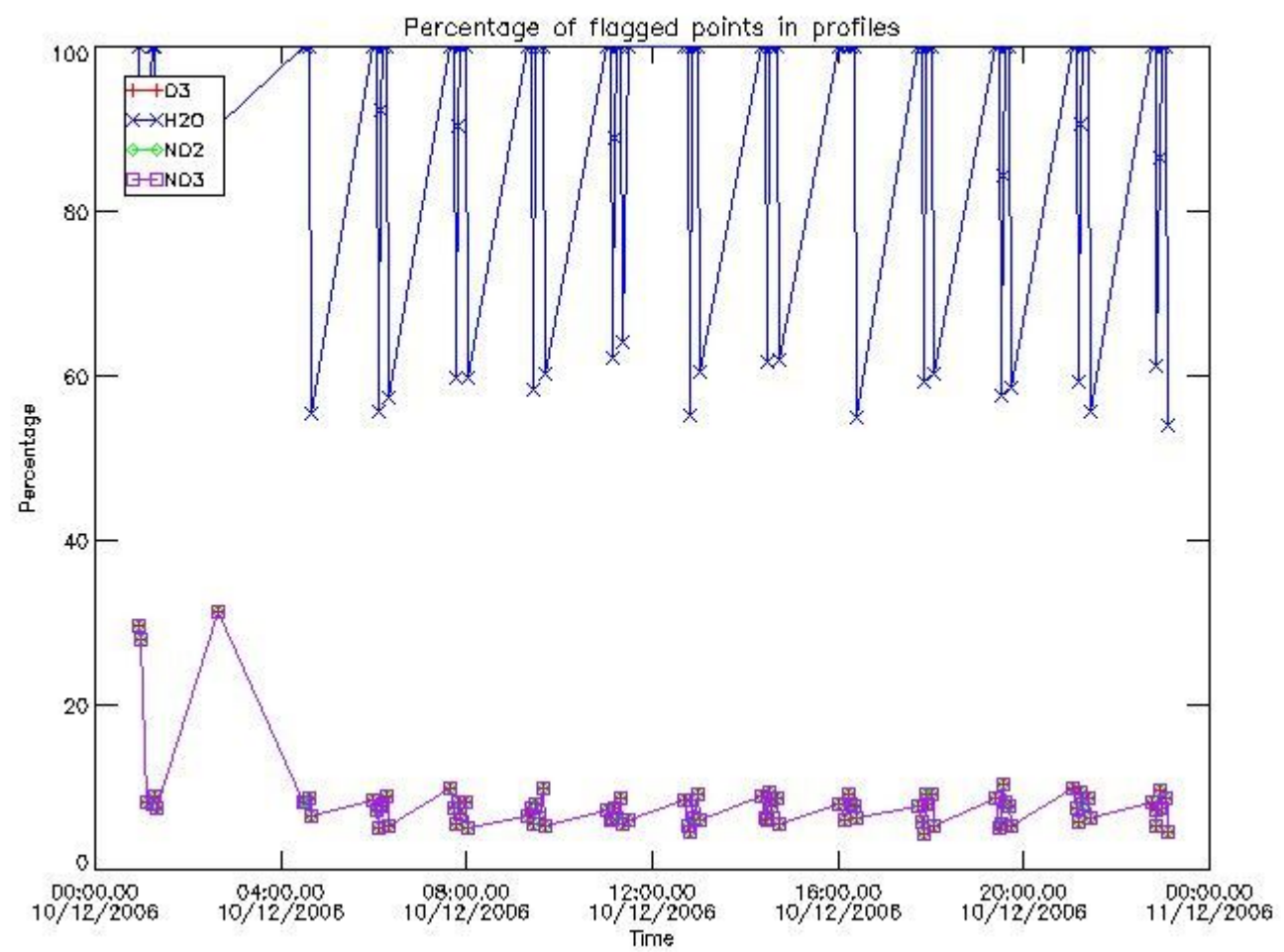
Nr	Filename	UTC Start time	Limb	Duration	Star Id	Star Name	Star Mag	Star Temp	Nb Meas	Orbit	Prod. error
1	GOM_NL__2PRFIN20061210_000511_000000362053_00374_24977_4854.N1	10-DEC-2006 00:05:11	Bright	35.500	114	3Iot Aur	2.6930	4600.0	71	24977	No
2	GOM_NL__2PRFIN20061210_000925_000000382053_00374_24977_4855.N1	10-DEC-2006 00:09:25	Bright	38.000	6	13Alp Aur	0.080000	3400.0	76	24977	No
3	GOM_NL__2PRFIN20061210_001040_000000382053_00374_24977_4856.N1	10-DEC-2006 00:10:40	Bright	37.500	42	34Bet Aur	1.9000	10200.	75	24977	No
4	GOM_NL__2PRFIN20061210_002559_000000452053_00374_24977_4857.N1	10-DEC-2006 00:25:59	Bright	45.000	36	50Alp UMa	1.8000	6300.0	90	24977	No
5	GOM_NL__2PRFIN20061210_002946_000000352053_00374_24977_4858.N1	10-DEC-2006 00:29:46	Bright	35.000	32	77Eps UMa	1.7630	11000.	70	24977	No
6	GOM_NL__2PRFIN20061210_003207_000000502053_00374_24977_4859.N1	10-DEC-2006 00:32:07	Bright	49.500	39	85Eta UMa	1.8540	24000.	99	24977	No
7	GOM_NL__2PRFIN20061210_003540_000000352053_00374_24977_4860.N1	10-DEC-2006 00:35:40	Bright	34.500	152	12Alp2CVn	2.8900	11000.	69	24977	No
8	GOM_NL__2PRFIN20061210_004130_000000322053_00374_24977_4861.N1	10-DEC-2006 00:41:30	Bright	31.500	111	8Eta Boo	2.6800	6000.0	63	24977	No
9	GOM_NL__2PRFIN20061210_004503_000000412053_00374_24977_4862.N1	10-DEC-2006 00:45:03	Bright	40.500	138	47Eps Vir	2.8280	4700.0	81	24977	No
10	GOM_NL__2PRFIN20061210_005055_000000392053_00374_24977_4863.N1	10-DEC-2006 00:50:55	Bright	38.500	15	67Alp Vir	0.97600	28000.	77	24977	No
11	GOM_NL__2PRFIN20061210_005423_000000372053_00374_24977_4864.N1	10-DEC-2006 00:54:23	Twilight	37.000	169	46Gam Hya	2.9910	4700.0	74	24977	No
12	GOM_NL__2PRFIN20061210_005606_000000462053_00374_24977_4865.N1	10-DEC-2006 00:56:06	Dark	46.000	100	4Gam Crv	2.5800	13100.	92	24977	No
13	GOM_NL__2PRFIN20061210_005742_000000442053_00374_24977_4866.N1	10-DEC-2006 00:57:42	Dark	43.500	171	2Eps Crv	3.0010	4250.0	87	24977	No
14	GOM_NL__2PRFIN20061210_010654_000000382053_00375_24978_4859.N1	10-DEC-2006 01:06:54	Dark	37.500	113	Mu Vel	2.6920	5000.0	75	24978	No
15	GOM_NL__2PRFIN20061210_011534_000000452053_00375_24978_4860.N1	10-DEC-2006 01:15:34	Dark	45.000	34	Gam2Vel	1.7930	23000.	90	24978	No
16	GOM_NL__2PRFIN20061210_011736_000000462053_00375_24978_4861.N1	10-DEC-2006 01:17:36	Dark	46.000	70	Zet Pup	2.2460	39000.	92	24978	No
17	GOM_NL__2PRFIN20061210_012037_000000492053_00375_24978_4862.N1	10-DEC-2006 01:20:37	Dark	48.500	117	Pi Pup	2.7060	3800.0	97	24978	No
18	GOM_NL__2PRFIN20061210_012421_000000372053_00375_24978_4863.N1	10-DEC-2006 01:24:21	Straylight	37.000	108	Alp Col	2.6520	15200.	74	24978	No
19	GOM_NL__2PRFIN20061210_012936_000000432053_00375_24978_4864.N1	10-DEC-2006 01:29:36	Straylight	43.000	101	11Alp Lep	2.5820	7000.0	86	24978	No
20	GOM_NL__2PRFIN20061210_013251_000000542053_00375_24978_4865.N1	10-DEC-2006 01:32:51	Straylight	53.500	7	19Bet Ori	0.10000	14000.	107	24978	No
21	GOM_NL__2PRFIN20061210_013521_000000442053_00375_24978_4866.N1	10-DEC-2006 01:35:21	Straylight	43.500	30	46Eps Ori	1.6940	30000.	87	24978	No
22	GOM_NL__2PRFIN20061210_013750_000000472053_00375_24978_4867.N1	10-DEC-2006 01:37:50	Twilight	46.500	27	24Gam Ori	1.6360	26000.	93	24978	No
23	GOM_NL__2PRFIN20061210_014023_000000462053_00375_24978_4868.N1	10-DEC-2006 01:40:23	Twilight	45.500	13	87Alp Tau	0.86700	3800.0	91	24978	No
24	GOM_NL__2PRFIN20061210_014546_000000372053_00375_24978_4869.N1	10-DEC-2006 01:45:46	Bright	36.500	114	3Iot Aur	2.6930	4600.0	73	24978	No
25	GOM_NL__2PRFIN20061210_015000_000000392053_00375_24978_4870.N1	10-DEC-2006 01:50:00	Bright	38.500	6	13Alp Aur	0.080000	3400.0	77	24978	No
26	GOM_NL__2PRFIN20061210_015115_000000372053_00375_24978_4871.N1	10-DEC-2006 01:51:15	Bright	36.500	42	34Bet Aur	1.9000	10200.	73	24978	No
27	GOM_NL__2PRFIN20061210_020634_000000452053_00375_24978_4872.N1	10-DEC-2006 02:06:34	Bright	45.000	36	50Alp UMa	1.8000	6300.0	90	24978	No
28	GOM_NL__2PRFIN20061210_021021_000000532053_00375_24978_4873.N1	10-DEC-2006 02:10:21	Bright	53.000	32	77Eps UMa	1.7630	11000.	106	24978	No
29	GOM_NL__2PRFIN20061210_021242_000000312053_00375_24978_4874.N1	10-DEC-2006 02:12:42	Bright	30.500	39	85Eta UMa	1.8540	24000.	61	24978	No
30	GOM_NL__2PRFIN20061210_021616_000000362053_00375_24978_4875.N1	10-DEC-2006 02:16:16	Bright	35.500	152	12Alp2CVn	2.8900	11000.	71	24978	No
31	GOM_NL__2PRFIN20061210_022207_000000312053_00375_24978_4876.N1	10-DEC-2006 02:22:07	Bright	30.500	111	8Eta Boo	2.6800	6000.0	61	24978	No
32	GOM_NL__2PRFIN20061210_022539_000000392053_00375_24978_4877.N1	10-DEC-2006 02:25:39	Bright	38.500	138	47Eps Vir	2.8280	4700.0	77	24978	No
33	GOM_NL__2PRFIN20061210_023132_000000422053_00375_24978_4878.N1	10-DEC-2006 02:31:32	Bright	41.500	15	67Alp Vir	0.97600	28000.	83	24978	No
34	GOM_NL__2PRFIN20061210_023459_000000372053_00375_24978_4879.N1	10-DEC-2006 02:34:59	Twilight	36.500	169	46Gam Hya	2.9910	4700.0	73	24978	No
35	GOM_NL__2PRFIN20061210_023819_000000472053_00375_24978_4880.N1	10-DEC-2006 02:38:19	Dark	46.500	171	2Eps Crv	3.0010	4250.0	93	24978	No
36	GOM_NL__2PRFIN20061210_042808_000000382053_00377_24980_4892.N1	10-DEC-2006 04:28:08	Dark	38.000	113	Mu Vel	2.6920	5000.0	76	24980	No
37	GOM_NL__2PRFIN20061210_043105_000000322053_00377_24980_4893.N1	10-DEC-2006 04:31:05	Dark	31.500	159	Ups Car	2.9200	7200.0	63	24980	No
38	GOM_NL__2PRFIN20061210_043647_000000412053_00377_24980_4894.N1	10-DEC-2006 04:36:47	Dark	41.000	34	Gam2Vel	1.7930	23000.	82	24980	No
39	GOM_NL__2PRFIN20061210_043922_000000472053_00377_24980_4895.N1	10-DEC-2006 04:39:22	Dark	46.500	2	Alp Car	-0.73600	7000.0	93	24980	No
40	GOM_NL__2PRFIN20061210_044534_000000372053_00377_24980_4896.N1	10-DEC-2006 04:45:34	Straylight	36.500	108	Alp Col	2.6520	15200.	73	24980	No
41	GOM_NL__2PRFIN20061210_045048_000000412053_00377_24980_4897.N1	10-DEC-2006 04:50:48	Straylight	41.000	101	11Alp Lep	2.5820	7000.0	82	24980	No
42	GOM_NL__2PRFIN20061210_045403_000000512053_00377_24980_4898.N1	10-DEC-2006 04:54:03	Straylight	51.000	7	19Bet Ori	0.10000	14000.	102	24980	No

279	GOM_NL__2PRFIN20061210_214002_000000502053_00387_24990_5955.N1	10-DEC-2006 21:40:02	Straylight	49.500	7	19Bet Ori	0.10000	14000.	99	24990	No
280	GOM_NL__2PRFIN20061210_214732_000000462053_00387_24990_5956.N1	10-DEC-2006 21:47:32	Twilight	46.000	13	87Alp Tau	0.86700	3800.0	92	24990	No
281	GOM_NL__2PRFIN20061210_214931_000000312053_00387_24990_5957.N1	10-DEC-2006 21:49:31	Bright	30.500	146	25Eta Tau	2.8730	15200.	61	24990	No
282	GOM_NL__2PRFIN20061210_215145_000000302053_00387_24990_5958.N1	10-DEC-2006 21:51:45	Bright	30.000	150	44Zet Per	2.8900	28000.	60	24990	No
283	GOM_NL__2PRFIN20061210_215405_000000302053_00387_24990_5959.N1	10-DEC-2006 21:54:05	Bright	29.500	149	45Eps Per	2.8880	30000.	59	24990	No
284	GOM_NL__2PRFIN20061210_215614_000000292053_00387_24990_5960.N1	10-DEC-2006 21:56:14	Bright	29.000	175	39Del Per	3.0100	19400.	58	24990	No
285	GOM_NL__2PRFIN20061210_220755_000000312053_00387_24990_5961.N1	10-DEC-2006 22:07:55	Bright	30.500	49	1Alp UMi	1.9900	6300.0	61	24990	No
286	GOM_NL__2PRFIN20061210_221238_000000312053_00387_24990_5962.N1	10-DEC-2006 22:12:38	Bright	30.500	60	7Bet UMi	2.0810	3950.0	61	24990	No
287	GOM_NL__2PRFIN20061210_221731_000000362053_00387_24990_5963.N1	10-DEC-2006 22:17:31	Bright	36.000	32	77Eps UMa	1.7630	11000.	72	24990	No
288	GOM_NL__2PRFIN20061210_221953_000000312053_00387_24990_5964.N1	10-DEC-2006 22:19:53	Bright	30.500	39	85Eta UMa	1.8540	24000.	61	24990	No
289	GOM_NL__2PRFIN20061210_222303_000000302053_00387_24990_5965.N1	10-DEC-2006 22:23:03	Bright	29.500	180	27Gam Boo	3.0400	8000.0	59	24990	No
290	GOM_NL__2PRFIN20061210_222610_000000302053_00387_24990_5966.N1	10-DEC-2006 22:26:10	Bright	30.000	83		2.3780	11000.	60	24990	No
291	GOM_NL__2PRFIN20061210_222921_000000512053_00387_24990_5967.N1	10-DEC-2006 22:29:21	Bright	51.000	111	8Eta Boo	2.6800	6000.0	102	24990	No
292	GOM_NL__2PRFIN20061210_223849_000000442053_00387_24990_5968.N1	10-DEC-2006 22:38:49	Twilight	43.500	15	67Alp Vir	0.97600	28000.	87	24990	No
293	GOM_NL__2PRFIN20061210_224218_000000362053_00387_24990_5969.N1	10-DEC-2006 22:42:18	Twilight	35.500	169	46Gam Hya	2.9910	4700.0	71	24990	No
294	GOM_NL__2PRFIN20061210_224425_000000442053_00387_24990_5970.N1	10-DEC-2006 22:44:25	Dark	43.500	106	9Bet Crv	2.6480	5600.0	87	24990	No
295	GOM_NL__2PRFIN20061210_224945_000000362053_00387_24990_5971.N1	10-DEC-2006 22:49:45	Dark	35.500	64	Gam Cen	2.2000	10600.	71	24990	No
296	GOM_NL__2PRFIN20061210_225143_000000482053_00388_24991_5979.N1	10-DEC-2006 22:51:43	Dark	48.000	26	Gam Cru	1.6240	2900.0	96	24991	No
297	GOM_NL__2PRFIN20061210_225452_000000382053_00388_24991_5980.N1	10-DEC-2006 22:54:52	Dark	37.500	113	Mu Vel	2.6920	5000.0	75	24991	No
298	GOM_NL__2PRFIN20061210_225746_000000342053_00388_24991_5981.N1	10-DEC-2006 22:57:46	Dark	34.000	159	Ups Car	2.9200	7200.0	68	24991	No
299	GOM_NL__2PRFIN20061210_230331_000000422053_00388_24991_5982.N1	10-DEC-2006 23:03:31	Dark	41.500	34	Gam2Vel	1.7930	23000.	83	24991	No
300	GOM_NL__2PRFIN20061210_230603_000000452053_00388_24991_5983.N1	10-DEC-2006 23:06:03	Dark	45.000	2	Alp Car	-0.73600	7000.0	90	24991	No
301	GOM_NL__2PRFIN20061210_231213_000000362053_00388_24991_5984.N1	10-DEC-2006 23:12:13	Straylight	35.500	108	Alp Col	2.6520	15200.	71	24991	No
302	GOM_NL__2PRFIN20061210_231725_000000412053_00388_24991_5985.N1	10-DEC-2006 23:17:25	Straylight	41.000	101	11Alp Lep	2.5820	7000.0	82	24991	No
303	GOM_NL__2PRFIN20061210_232038_000000462053_00388_24991_5986.N1	10-DEC-2006 23:20:38	Straylight	46.000	7	19Bet Ori	0.10000	14000.	92	24991	No
304	GOM_NL__2PRFIN20061210_232808_000000502053_00388_24991_5987.N1	10-DEC-2006 23:28:08	Twilight	49.500	13	87Alp Tau	0.86700	3800.0	99	24991	No
305	GOM_NL__2PRFIN20061210_233007_000000332053_00388_24991_5988.N1	10-DEC-2006 23:30:07	Bright	32.500	146	25Eta Tau	2.8730	15200.	65	24991	No
306	GOM_NL__2PRFIN20061210_233221_000000312053_00388_24991_5989.N1	10-DEC-2006 23:32:21	Bright	31.000	150	44Zet Per	2.8900	28000.	62	24991	No
307	GOM_NL__2PRFIN20061210_233441_000000292053_00388_24991_5990.N1	10-DEC-2006 23:34:41	Bright	29.000	149	45Eps Per	2.8880	30000.	58	24991	No
308	GOM_NL__2PRFIN20061210_233650_000000472053_00388_24991_5991.N1	10-DEC-2006 23:36:50	Bright	47.000	175	39Del Per	3.0100	19400.	94	24991	No
309	GOM_NL__2PRFIN20061210_234831_000000312053_00388_24991_5992.N1	10-DEC-2006 23:48:31	Bright	31.000	49	1Alp UMi	1.9900	6300.0	62	24991	No
310	GOM_NL__2PRFIN20061210_235314_000000312053_00388_24991_5993.N1	10-DEC-2006 23:53:14	Bright	30.500	60	7Bet UMi	2.0810	3950.0	61	24991	No
311	GOM_NL__2PRFIN20061210_235806_000000362053_00388_24991_5994.N1	10-DEC-2006 23:58:06	Bright	35.500	32	77Eps UMa	1.7630	11000.	71	24991	No

3. Quality information per product

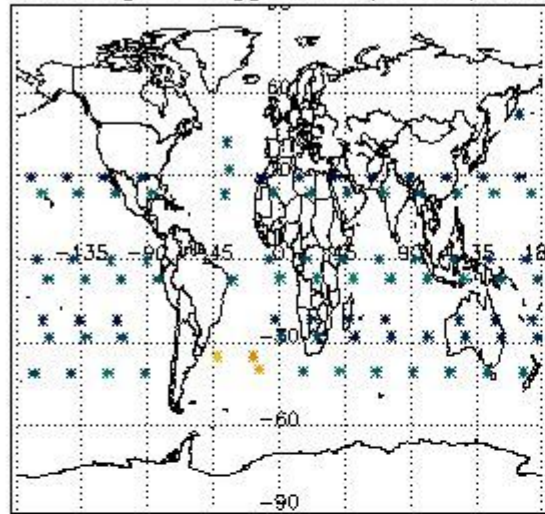
In this section it is plotted some information contained in the Quality Summary data set of the level 2 products. Only products in dark limb conditions and without errors (error flag in the MPH set to "0") are used.

3.1 Plot quality information per product (time dependant)

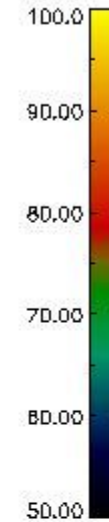
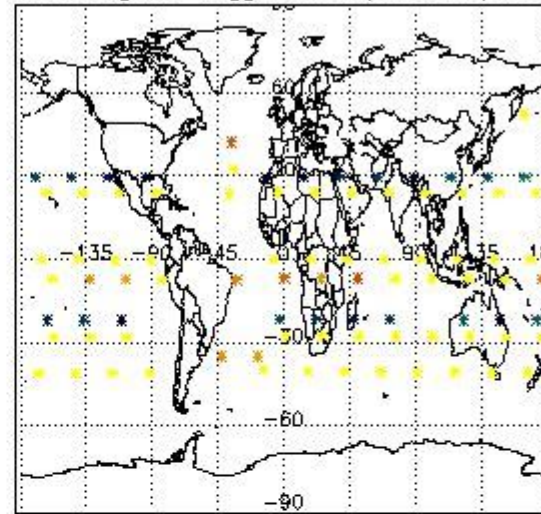


3.2 Plot quality information per product (world map)

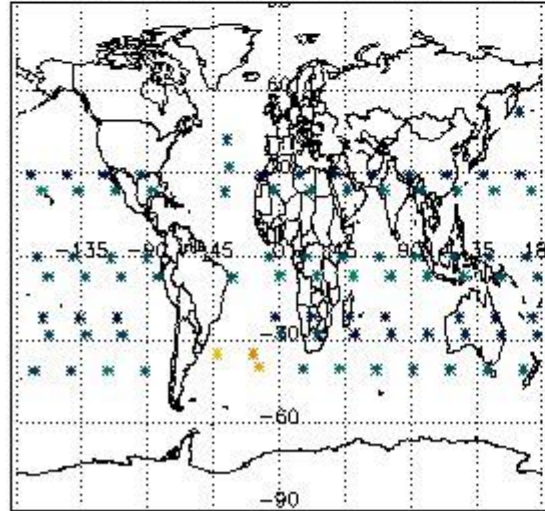
Percentage of flagged data per O3 profile



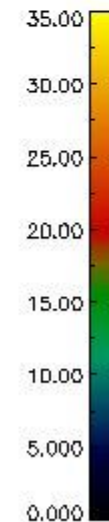
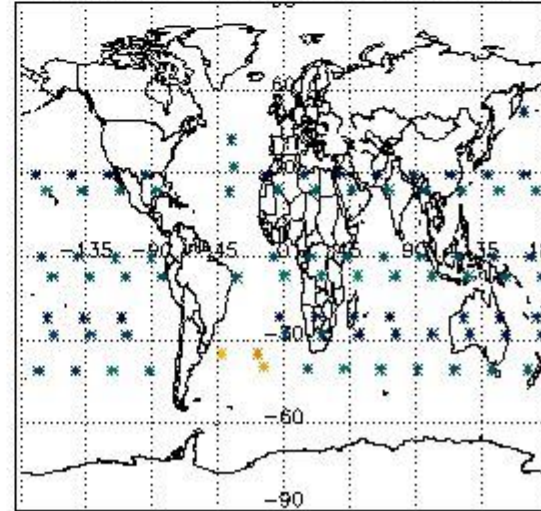
Percentage of flagged data per H2O profile



Percentage of flagged data per NO2 profile



Percentage of flagged data per NO3 profile

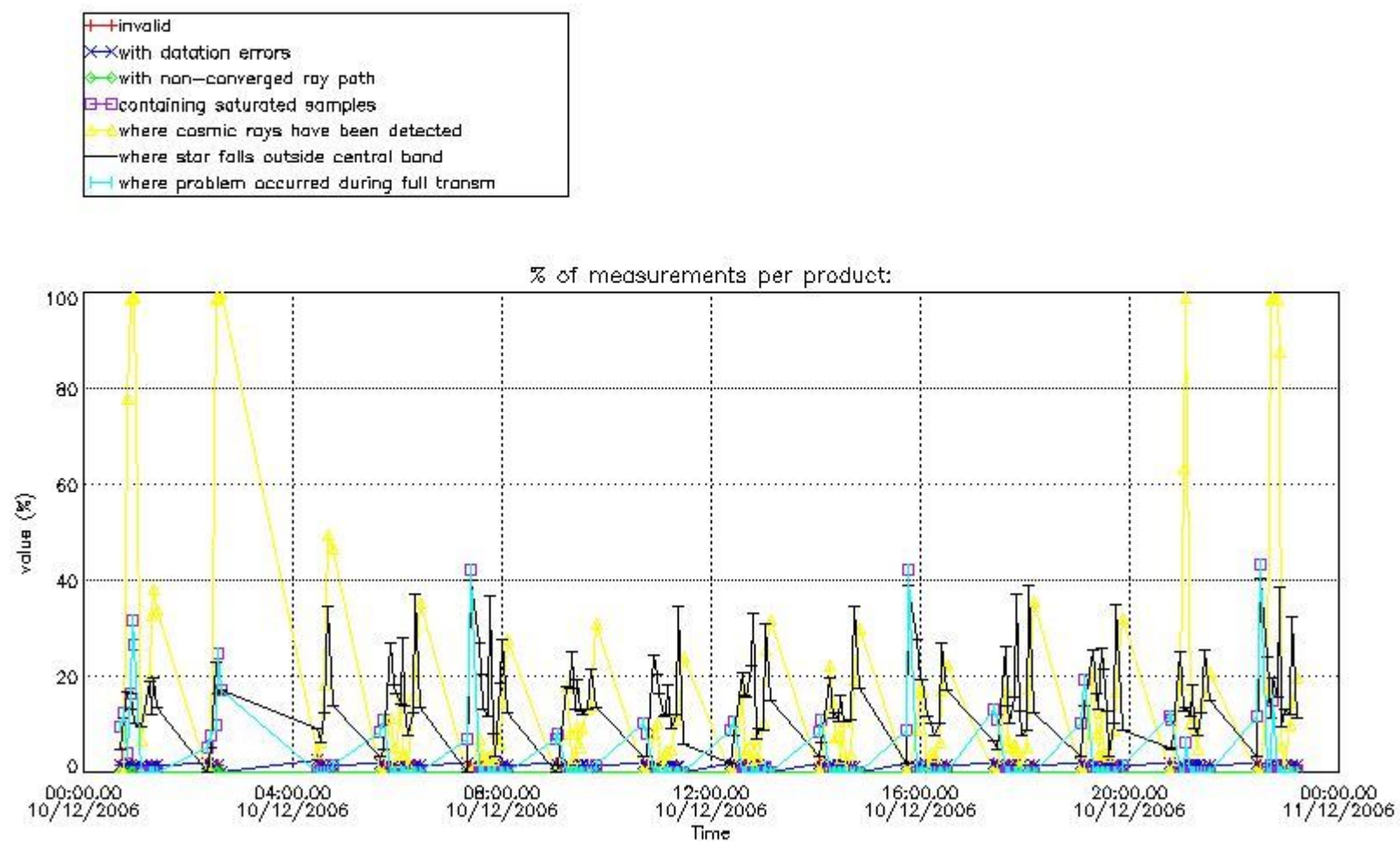


4. Level 1 quality information per product

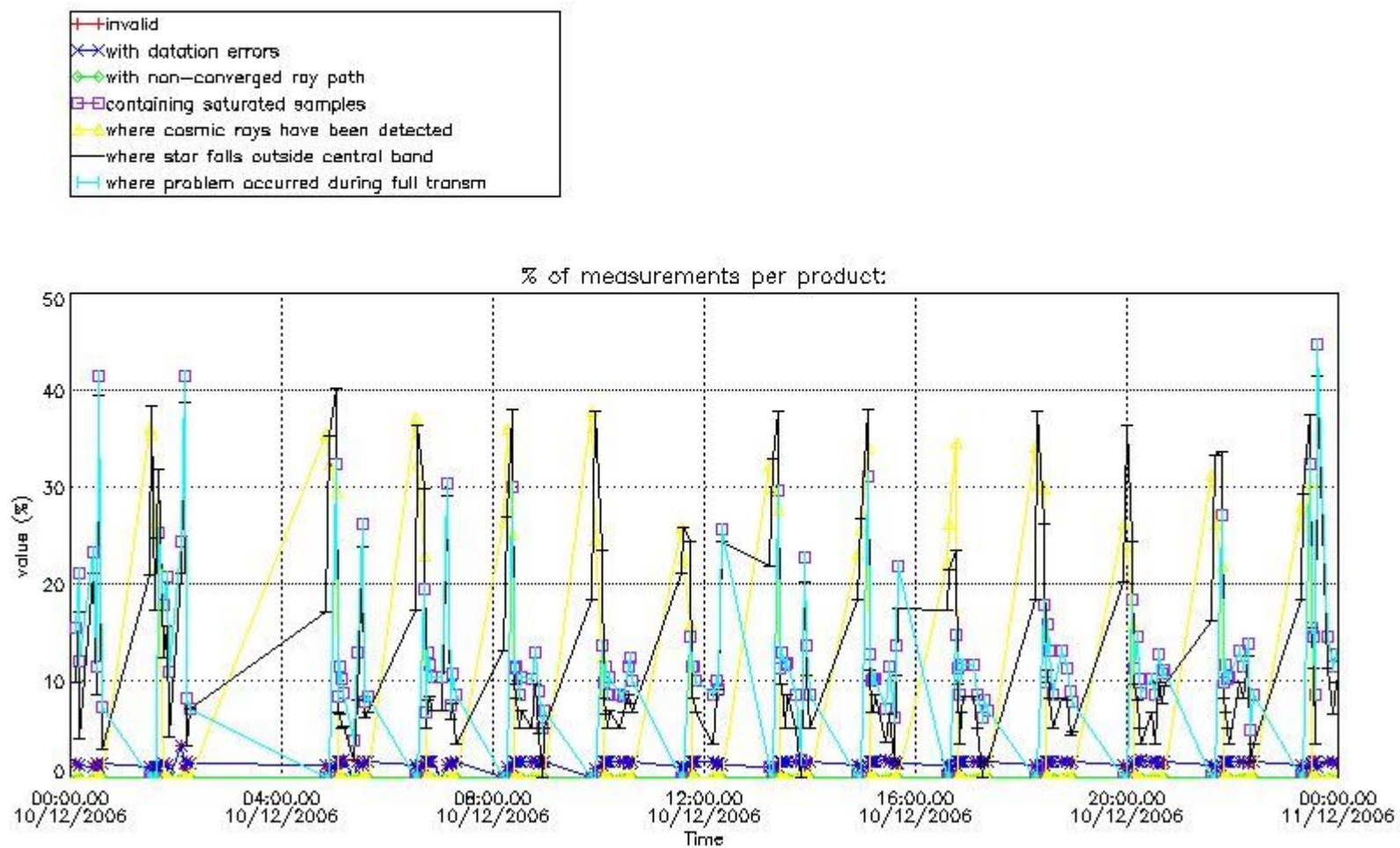
In this section it is plotted some information contained in the Quality Summary data set of the level 2 products that comes from the level 1b processing. Products without errors (error flag in the MPH set to "0") are used.

4.1 Plot quality information per product (time dependant) coming from level 1b processing

4.1.1 Plot level 1 quality information per product (time dependant): ENVISAT ASCENDING passes

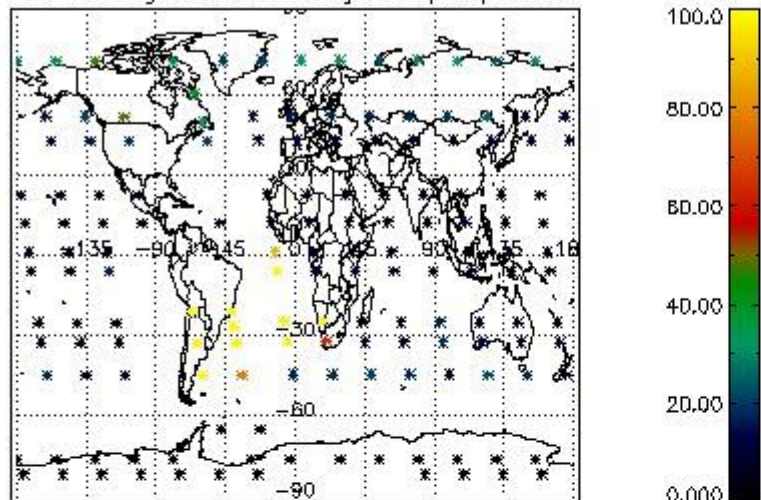


4.1.2 Plot level 1 quality information per product (time dependant): ENVISAT DESCENDING passes

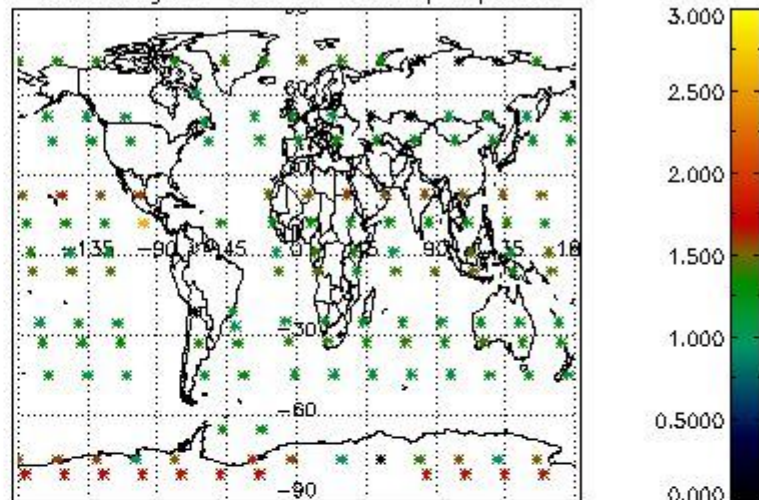


4.2 Plot quality information per product coming from level 1b processing (world map)
4.2.1 Plot level 1 quality information per product (world map): ENVISAT ASCENDING passes

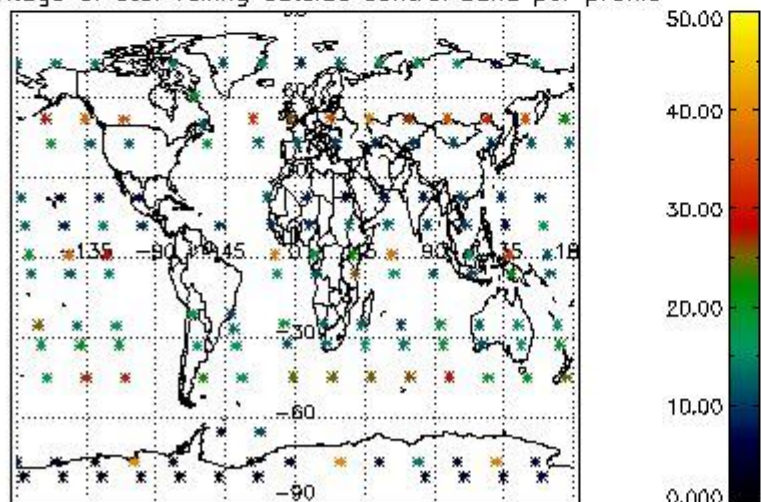
Percentage of cosmic ray hits per profile



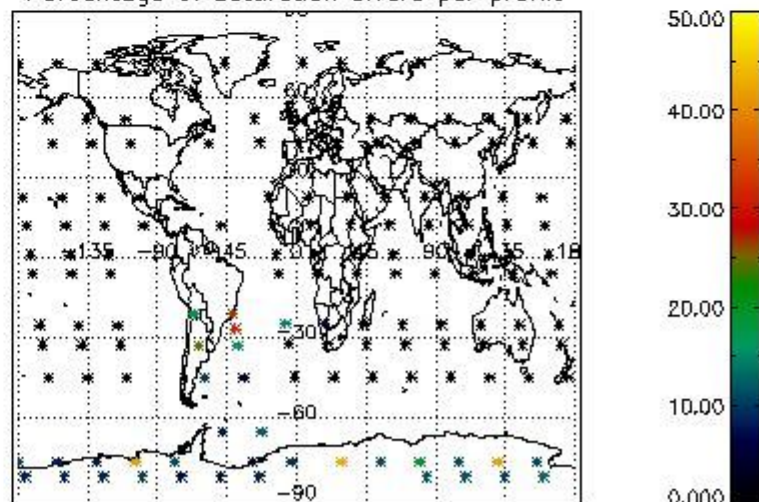
Percentage of datation errors per profile



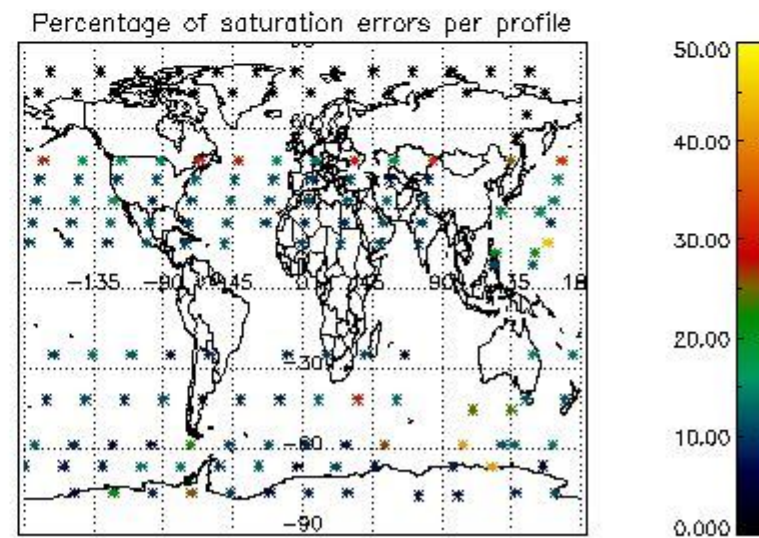
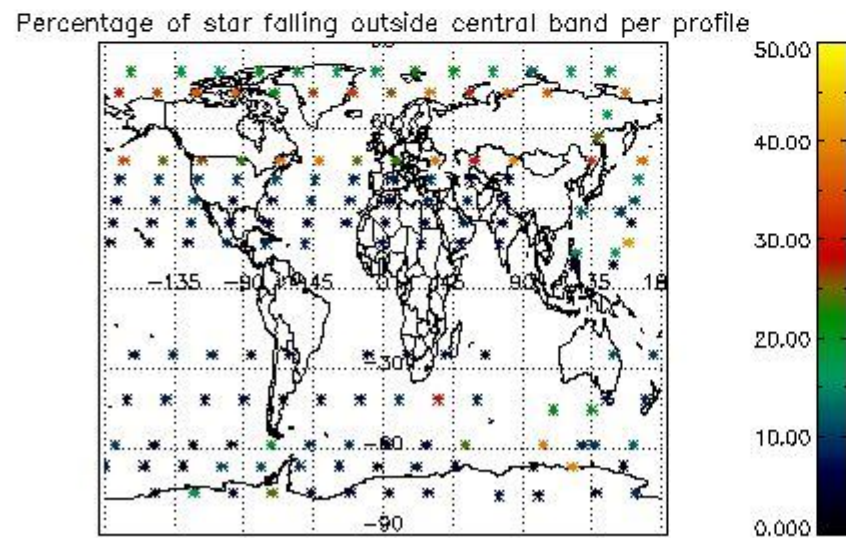
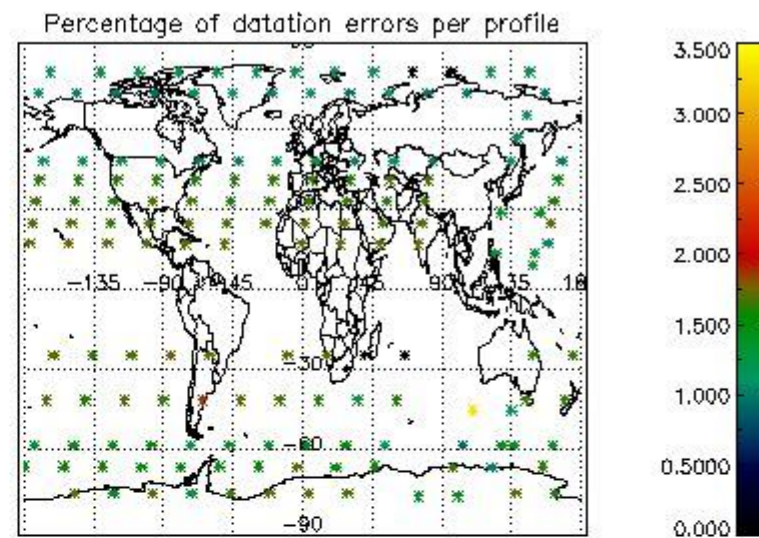
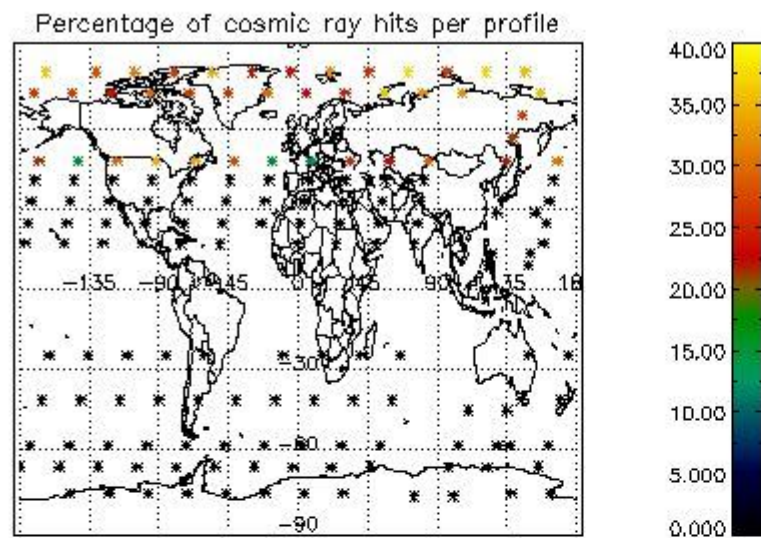
Percentage of star falling outside central band per profile



Percentage of saturation errors per profile



4.2.2 Plot level 1 quality information per product (world map): ENVISAT DESCENDING passes



5. Trace gas profiles

5.1 Ozone statistics based on quality of products

The final quality of the products can be "measured" using the STD (Standard Deviation) attached to every point profile. This information is written to the parameter GOM_NL__2P/NL_LOCAL_SPECIES_DENSITY/o3_std of the level 2 products. The table below shows the statistics for given STD ranges.

The statistics are given with respect to the overall valid production:

- Products without fatal errors: GOM_NL__2P/MPH/PRODUCT_ERR=0
- Valid point profile: GOM_NL__2P/NL_LOCAL_SPECIES_DENSITY/pcd(0)=0

The 'Criteria' is applied to valid points of dark limb products:

- Products in dark limb illumination condition: GOM_NL__2P/NL_SUMMARY_QUALITY/obs_ill_cond=0
- Products without fatal errors: GOM_NL__2P/MPH/PRODUCT_ERR=0
- Valid point profile: GOM_NL__2P/NL_LOCAL_SPECIES_DENSITY/pcd(0)=0

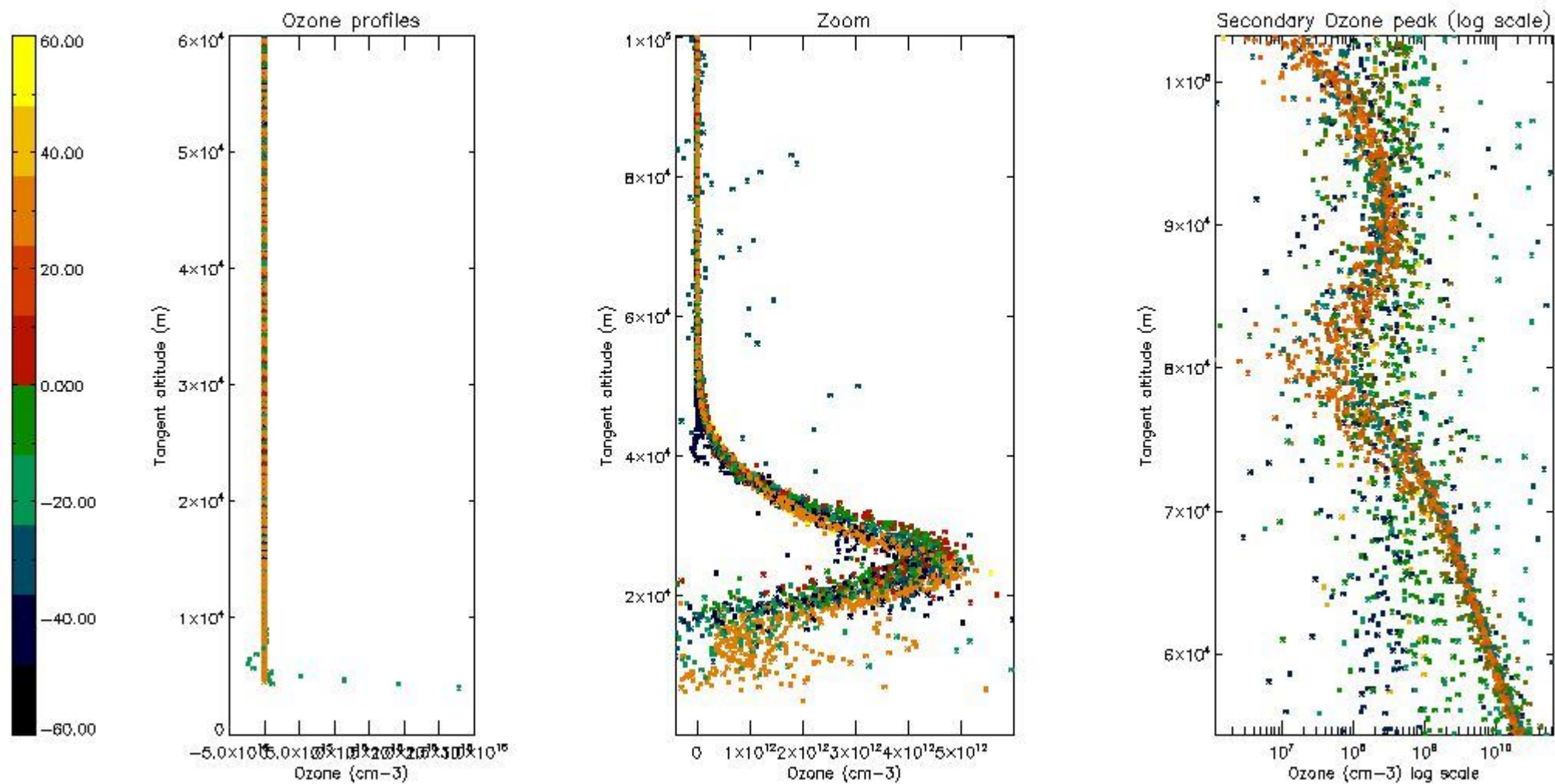
So, the table below shows the percentage of dark limb and valid observations for each criteria with respect to the overall valid daily observations.

Criteria	% of total production
All STD	30
STD < 20	15

STD < 10	11
STD < 5	7

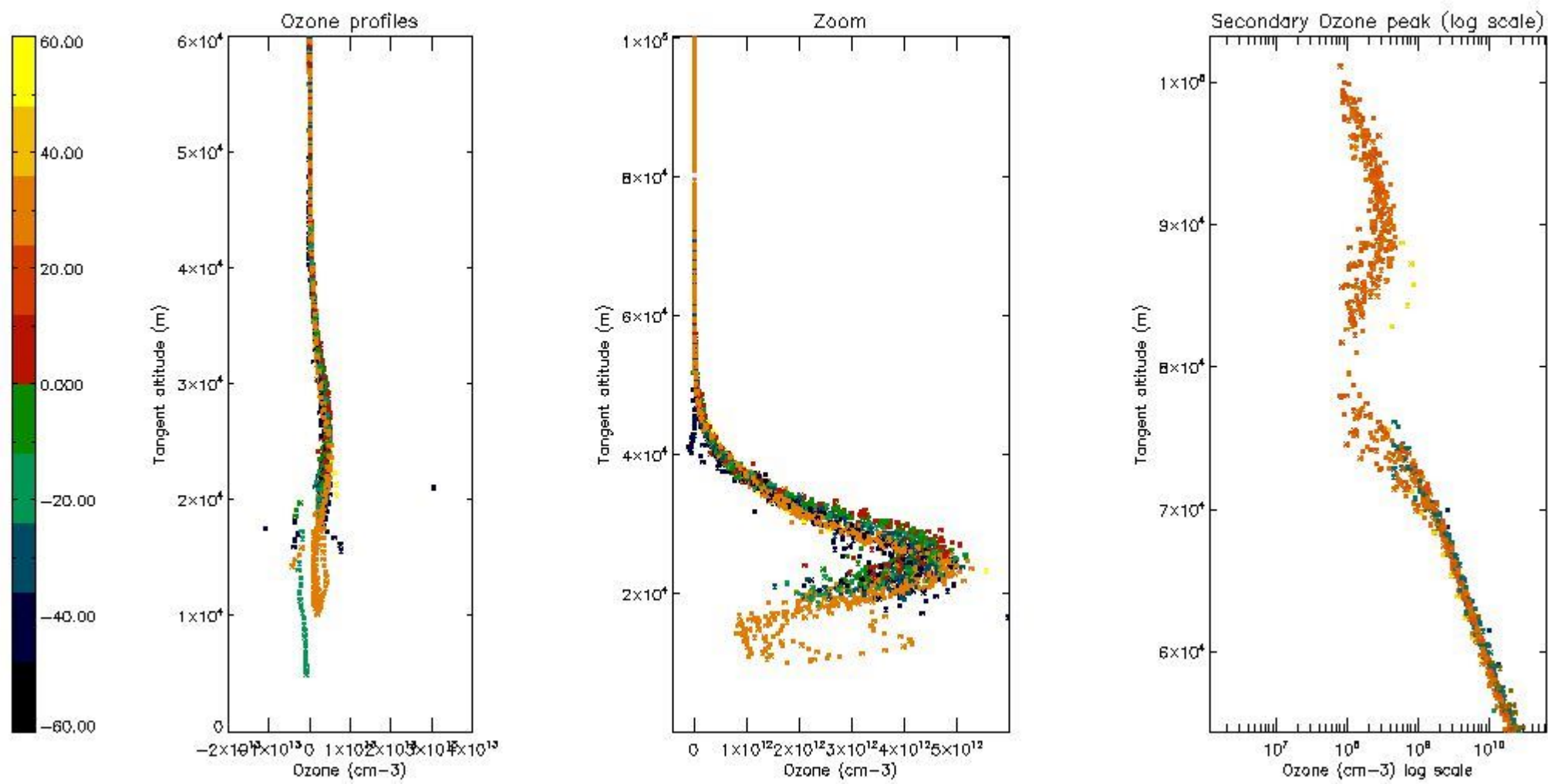
5.2 Plot ozone profiles for all STD (dark without errors)

The colorbar represents the latitude.



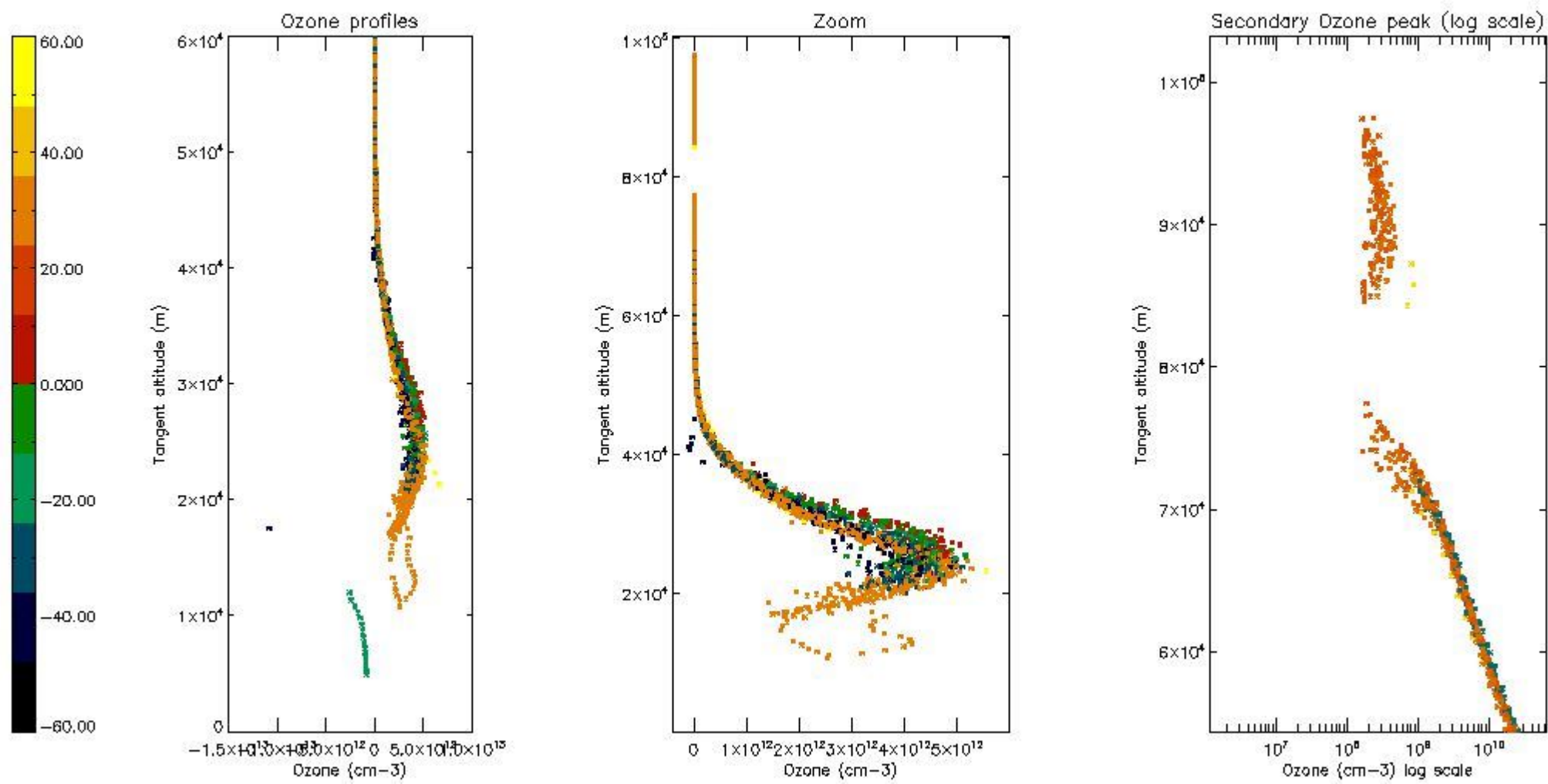
5.3 Plot ozone profiles where STD < 20% (dark without errors)

The colorbar represents the latitude.



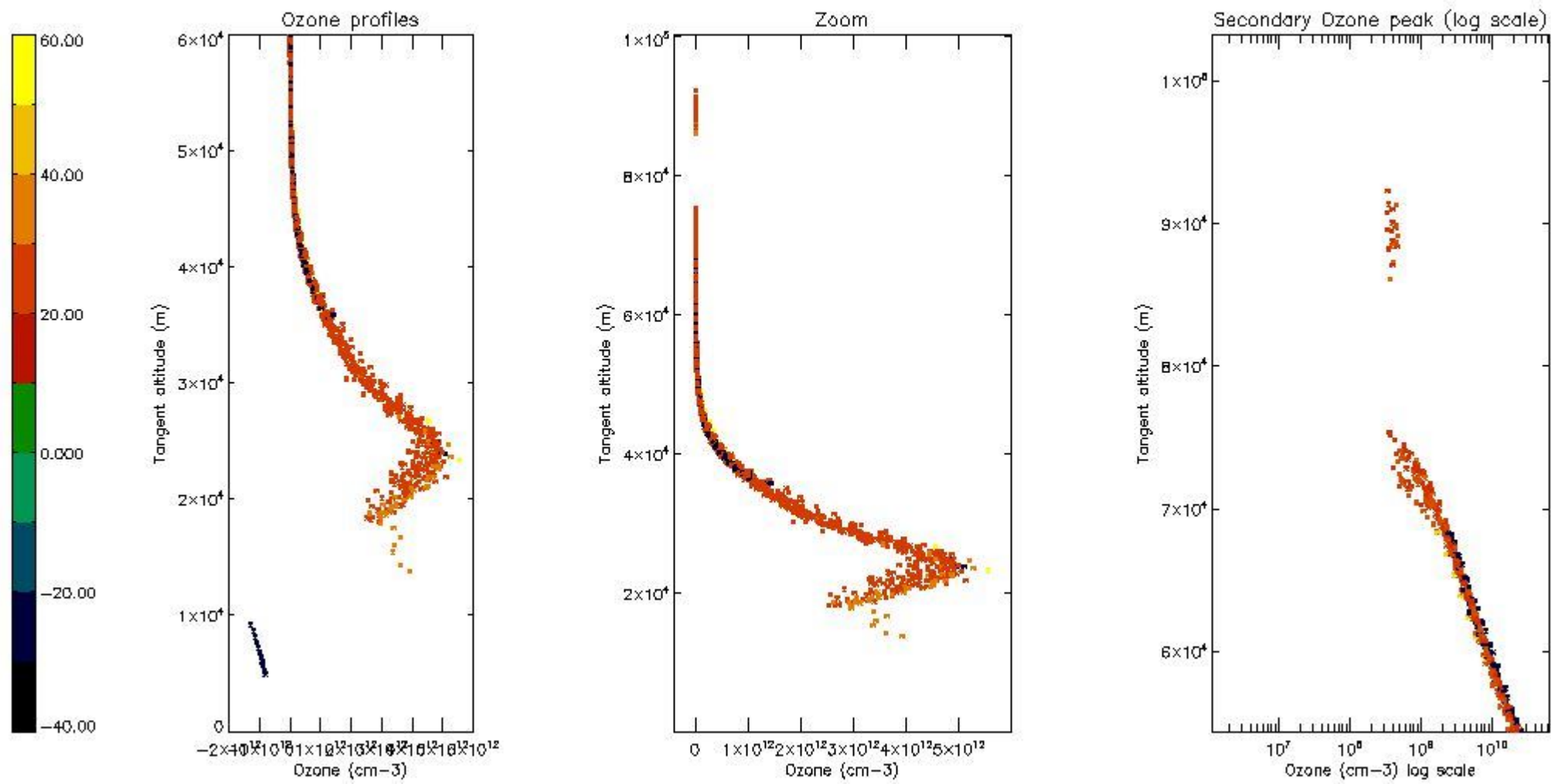
5.4 Plot ozone profiles where STD < 10% (dark without errors)

The colorbar represents the latitude.



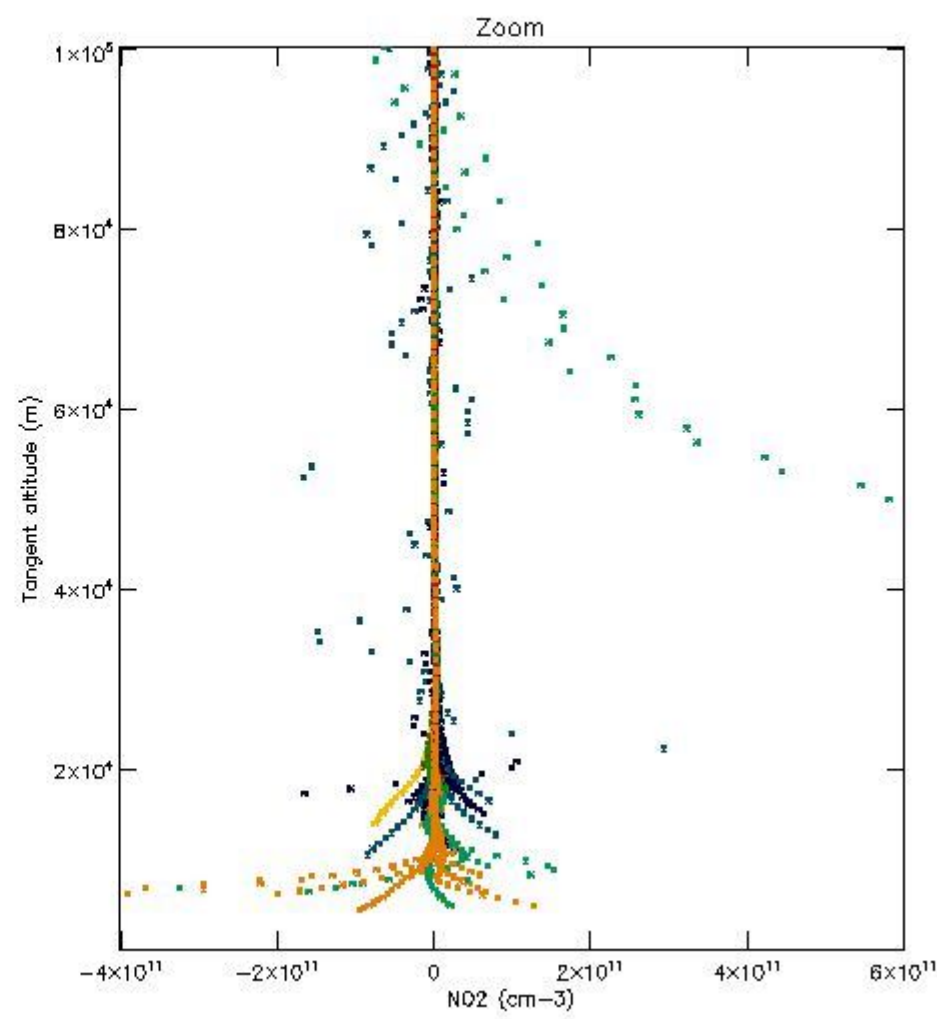
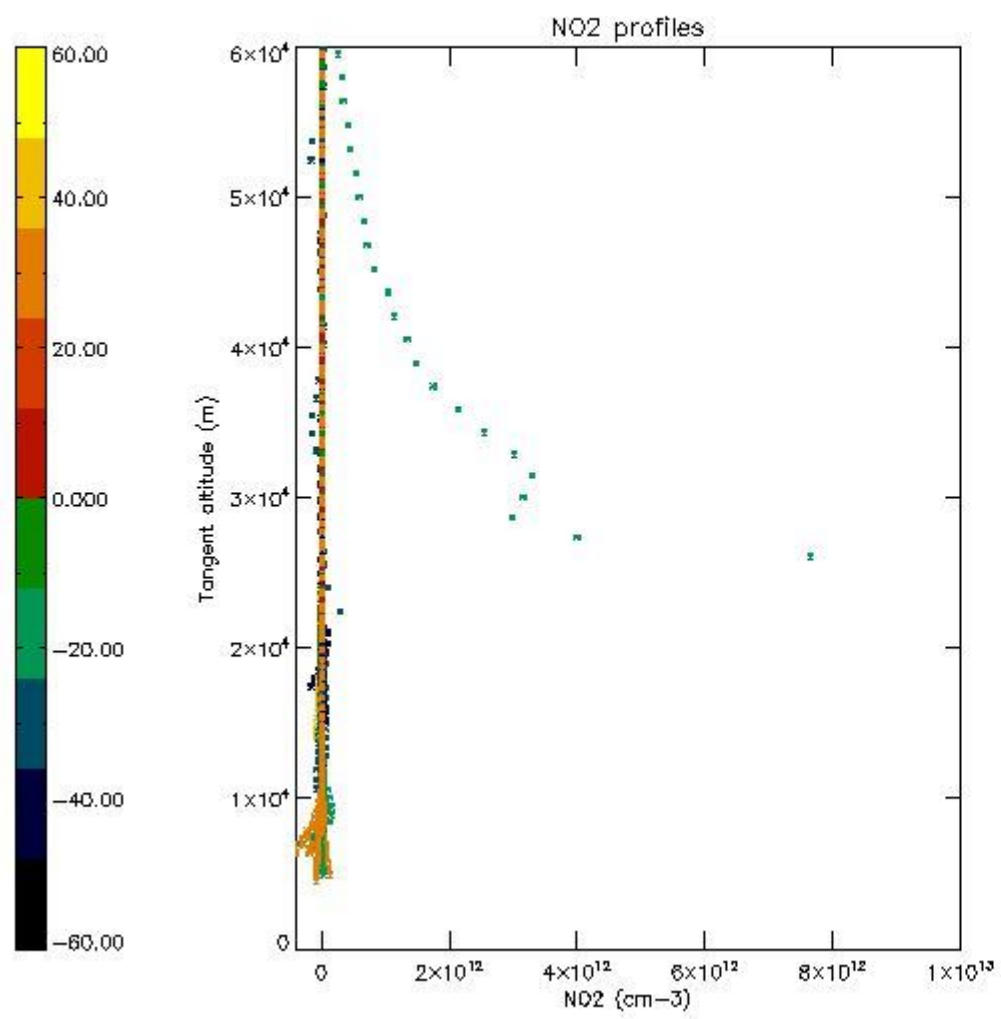
5.5 Plot ozone profiles where STD < 5% (dark without errors)

The colorbar represents the latitude.



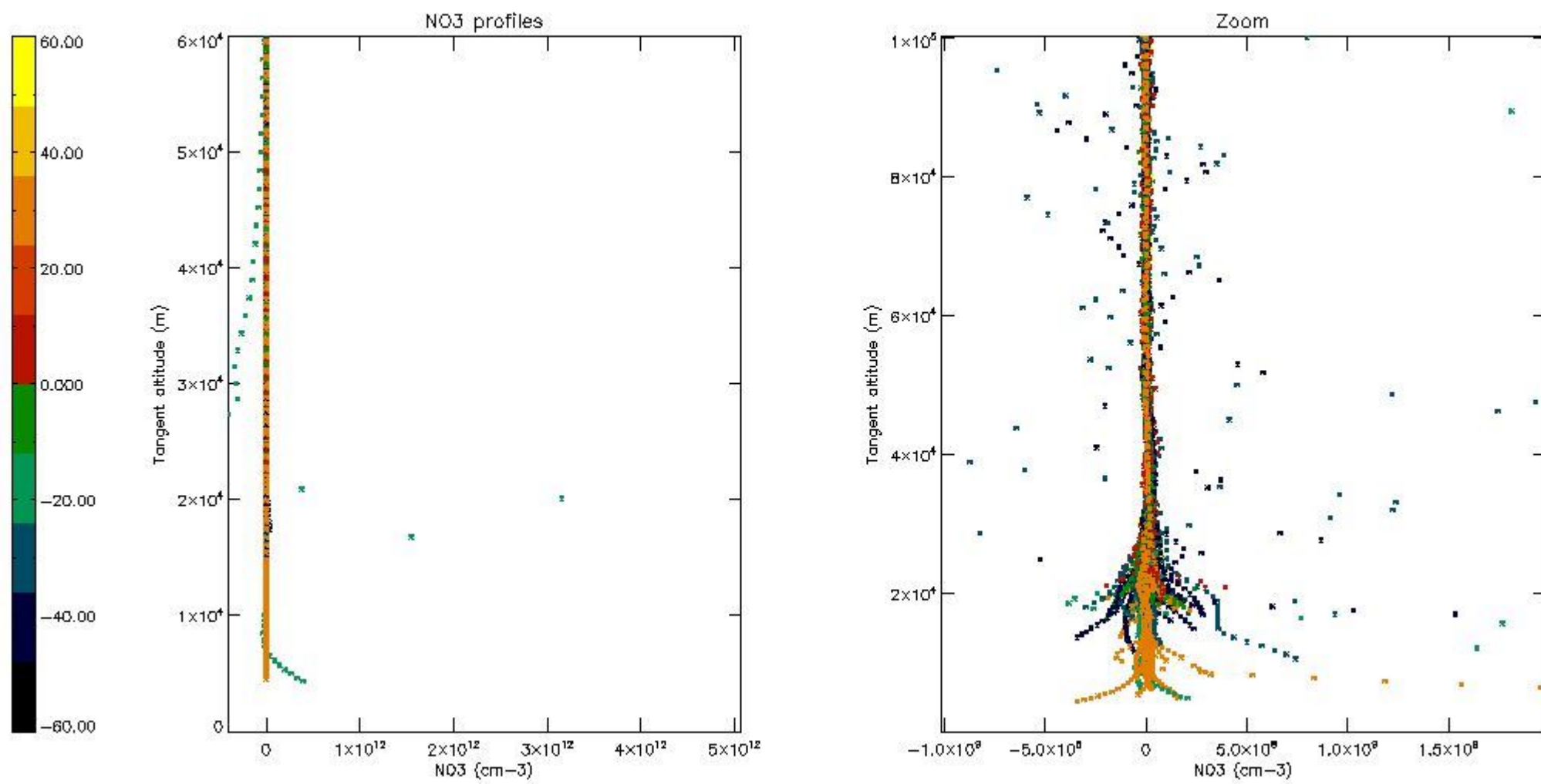
5.6 Plot NO₂ profiles for all STD (dark without errors)

The colorbar represents the latitude.



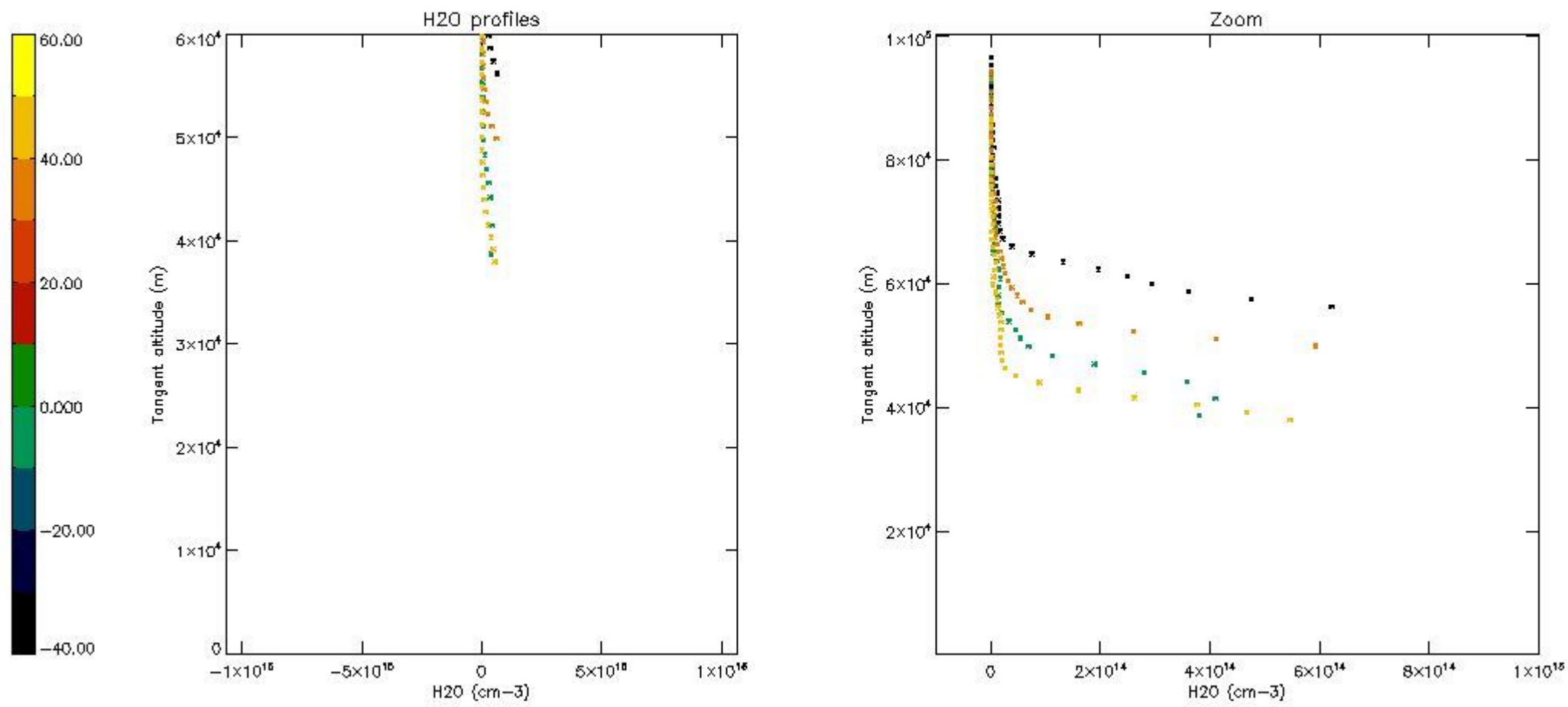
5.7 Plot NO3 profiles for all STD (dark without errors)

The colorbar represents the latitude.



5.8 Plot H2O profiles for all STD (only for occultations of stars 1,2,3,4,13,14,16,26,63 dark without errors)

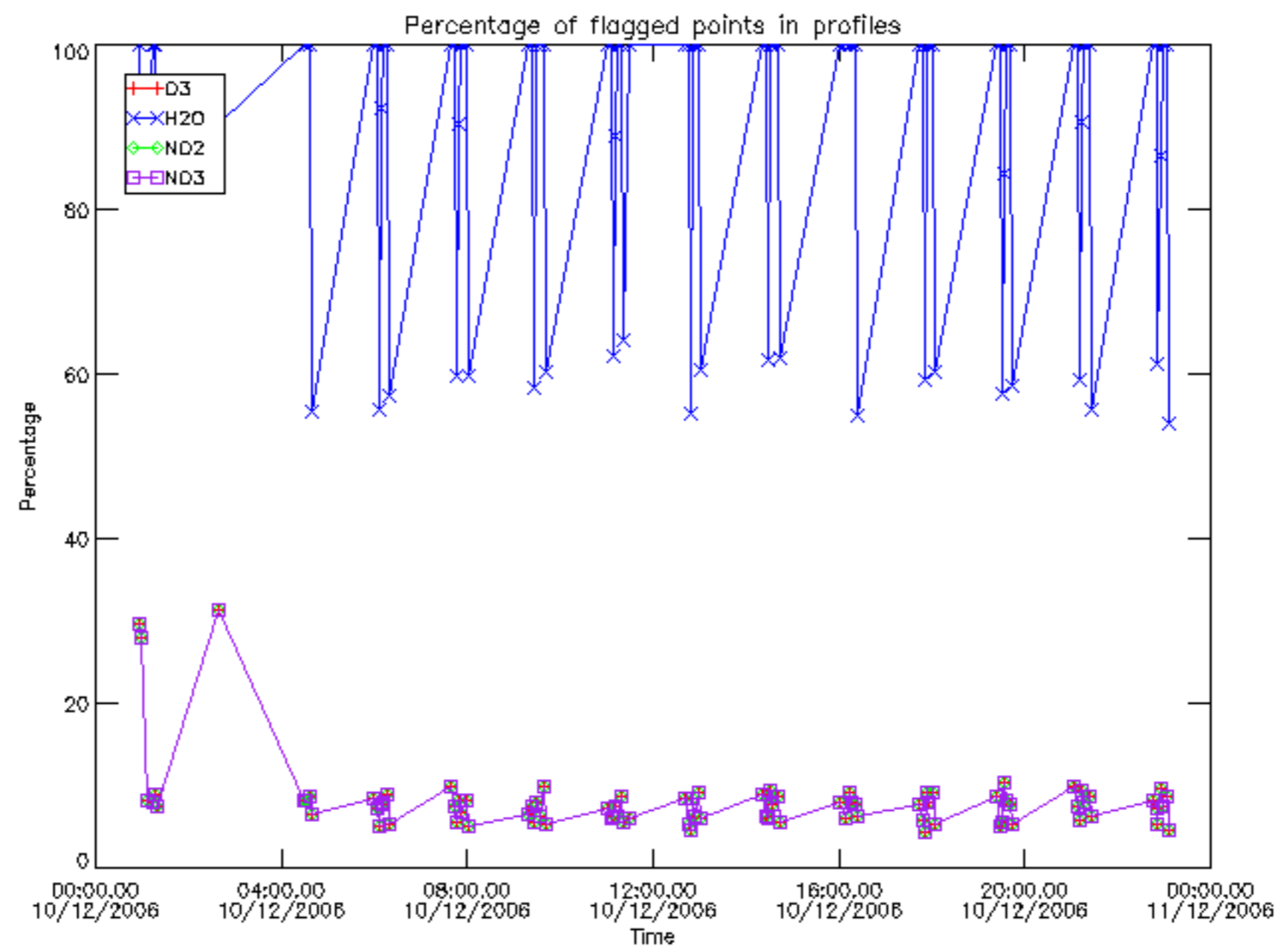
The colorbar represents the latitude.



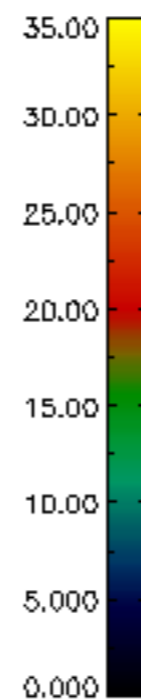
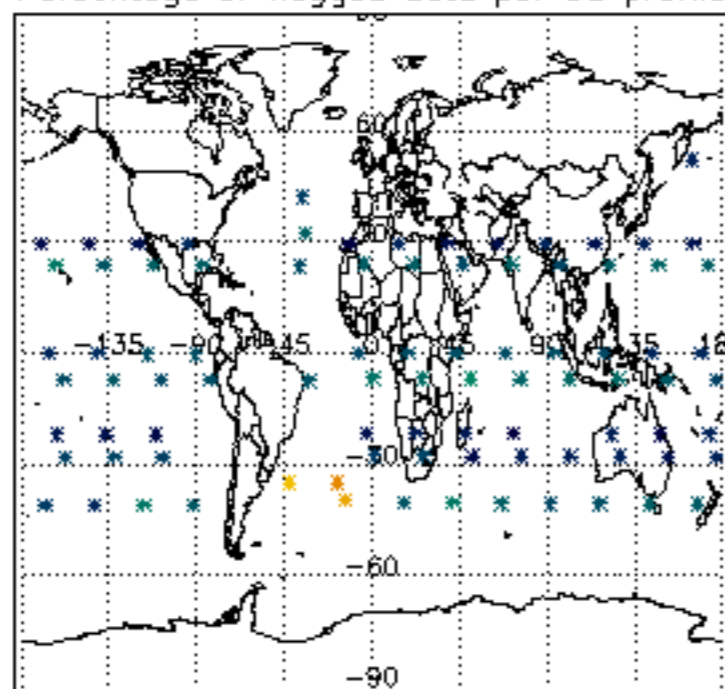
6. Auxiliary Data Files used for the production reported in section 2

The number reported in the third column indicates since which file (see list in section 2) the corresponding auxiliary file has been used. The fourth column is the date of those product files.

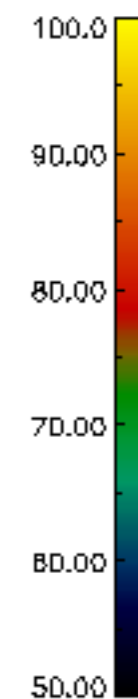
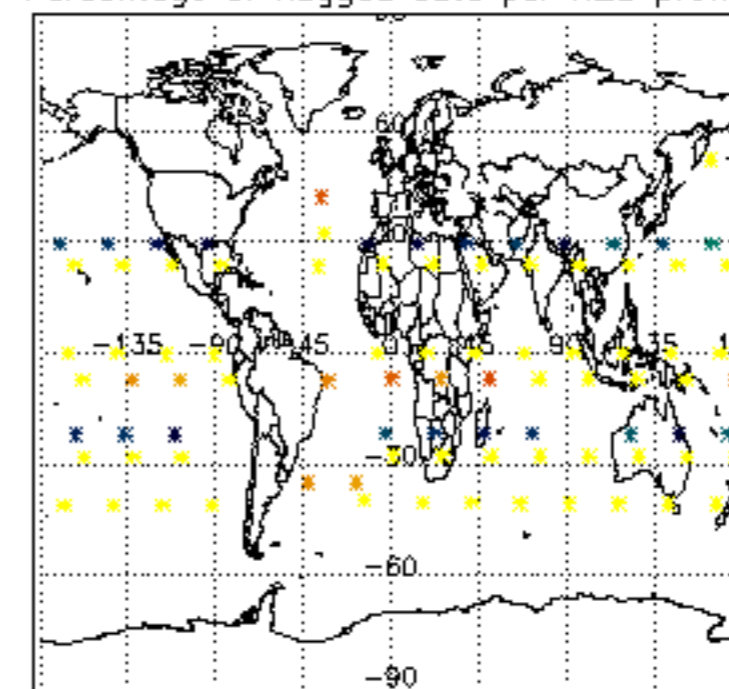
Type	Auxiliary Filename	Used since product	Used since product date
INST_PHYS_CHARACTERISTICS	GOM_INS_AXVIEC20091111_143220_20030716_120000_20500101_000000	1	10-DEC-2006 00:05:11
LEVEL-2_PROC_CONFIG	GOM_PR2_AXVIEC20091111_152718_20020301_000000_20500101_000000	1	10-DEC-2006 00:05:11
CROSS_SECTIONS_FILE	GOM_CRS_AXVIEC20091111_154832_20020301_000000_20500101_000000	1	10-DEC-2006 00:05:11



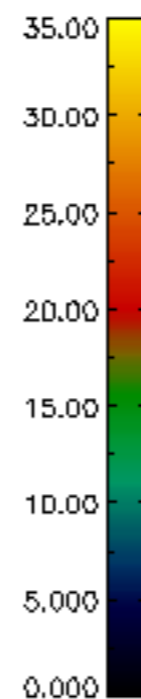
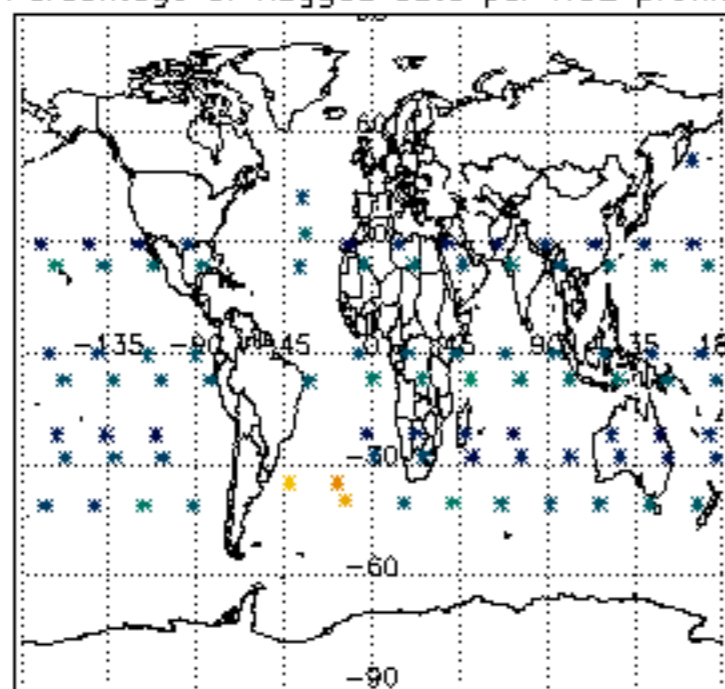
Percentage of flagged data per D3 profile



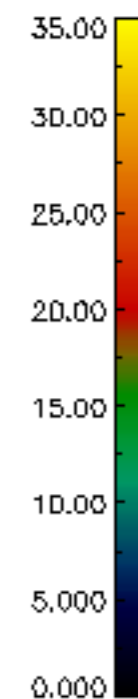
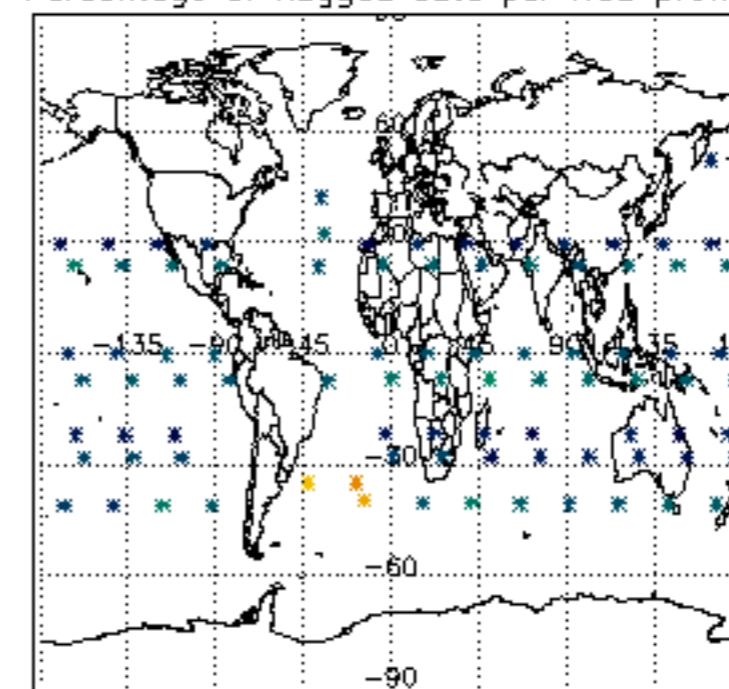
Percentage of flagged data per H2O profile

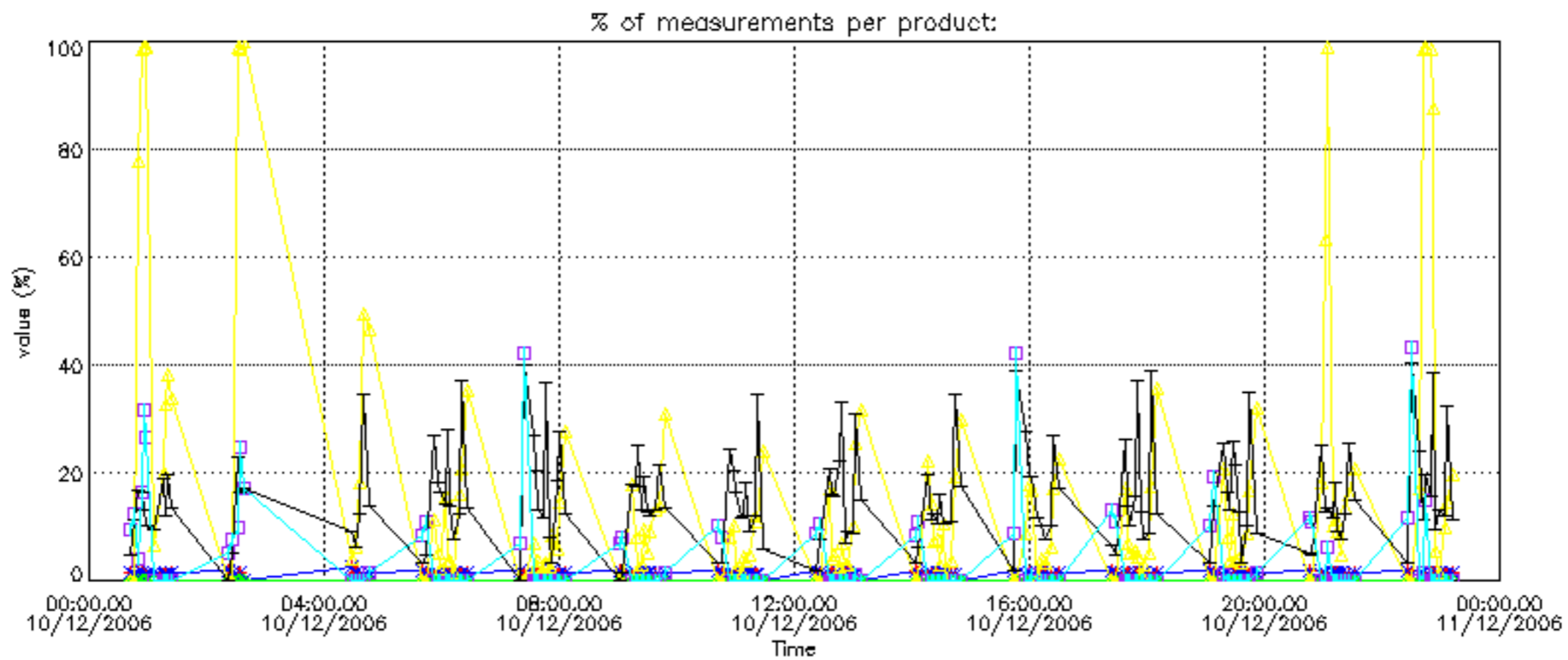
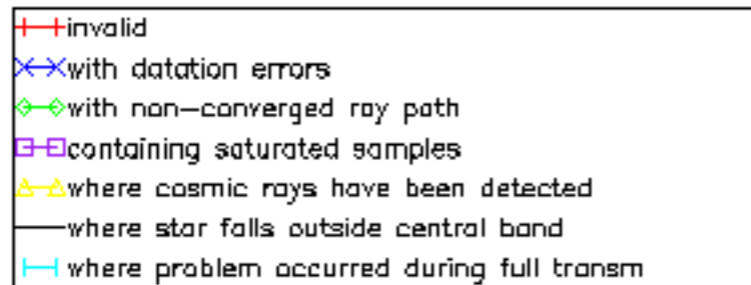


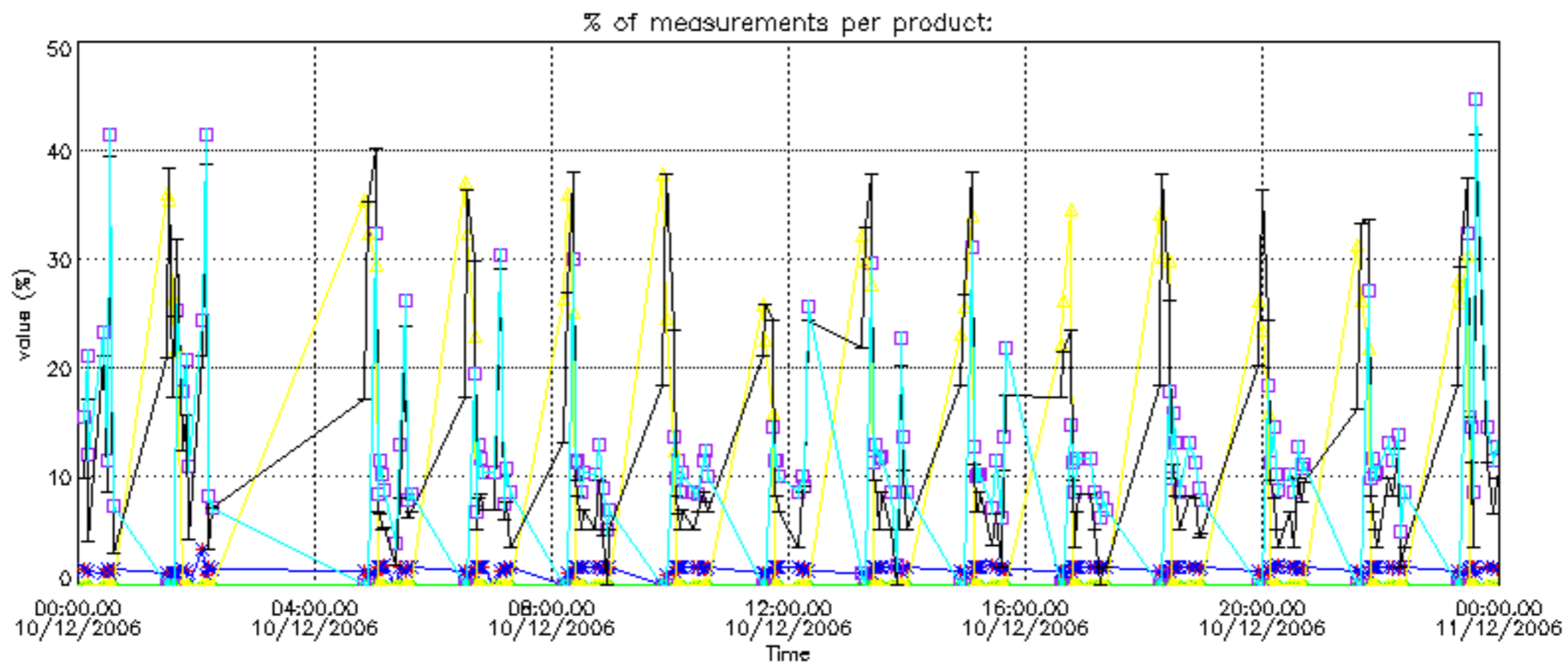
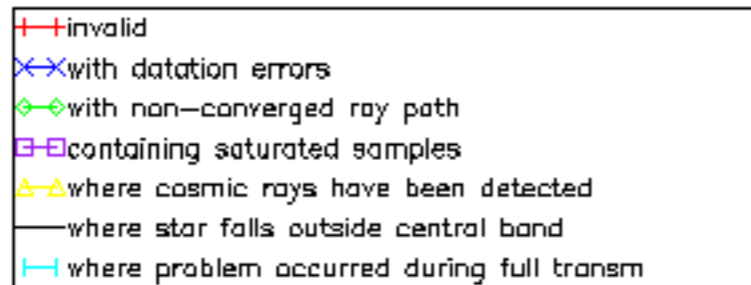
Percentage of flagged data per NO2 profile



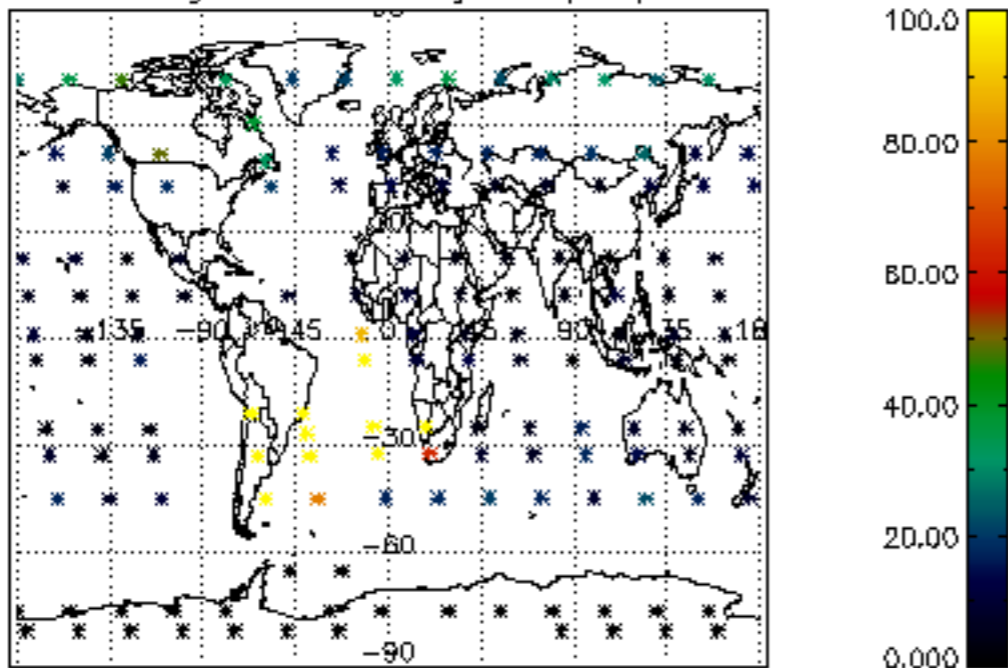
Percentage of flagged data per NO3 profile



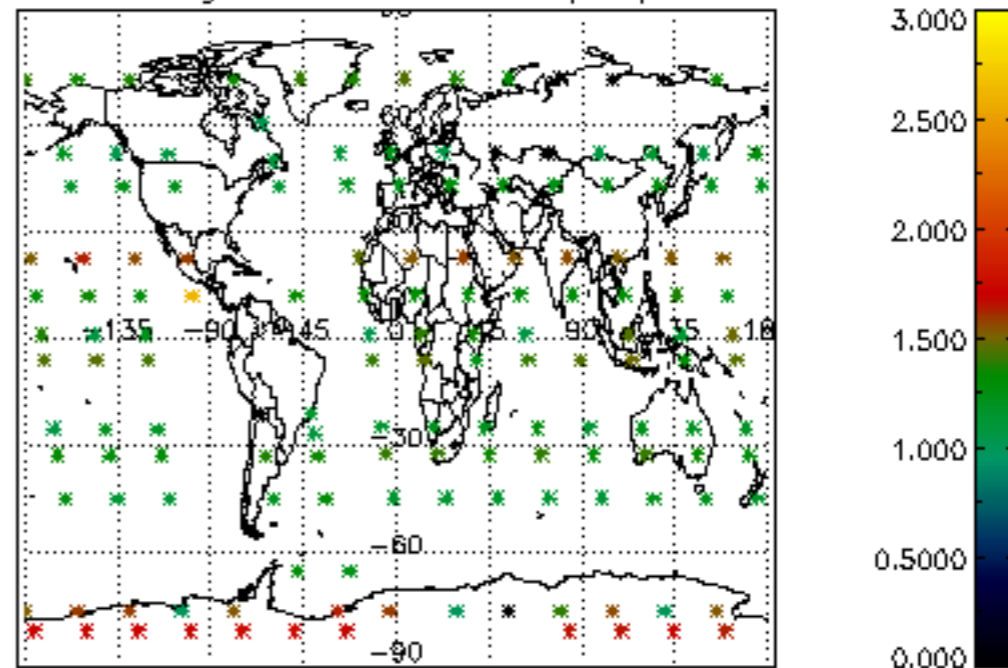




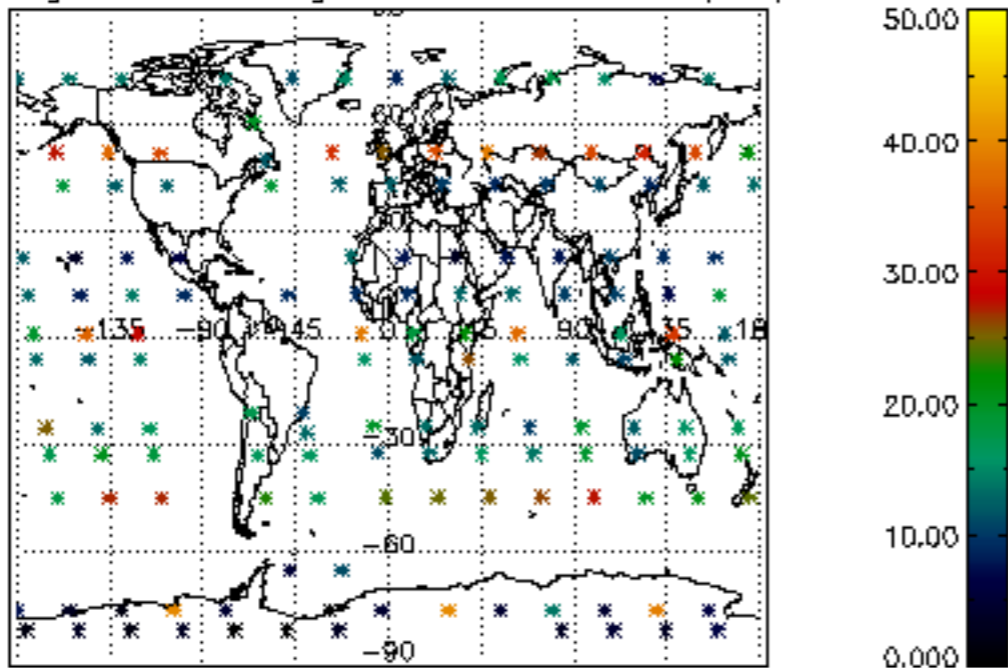
Percentage of cosmic ray hits per profile



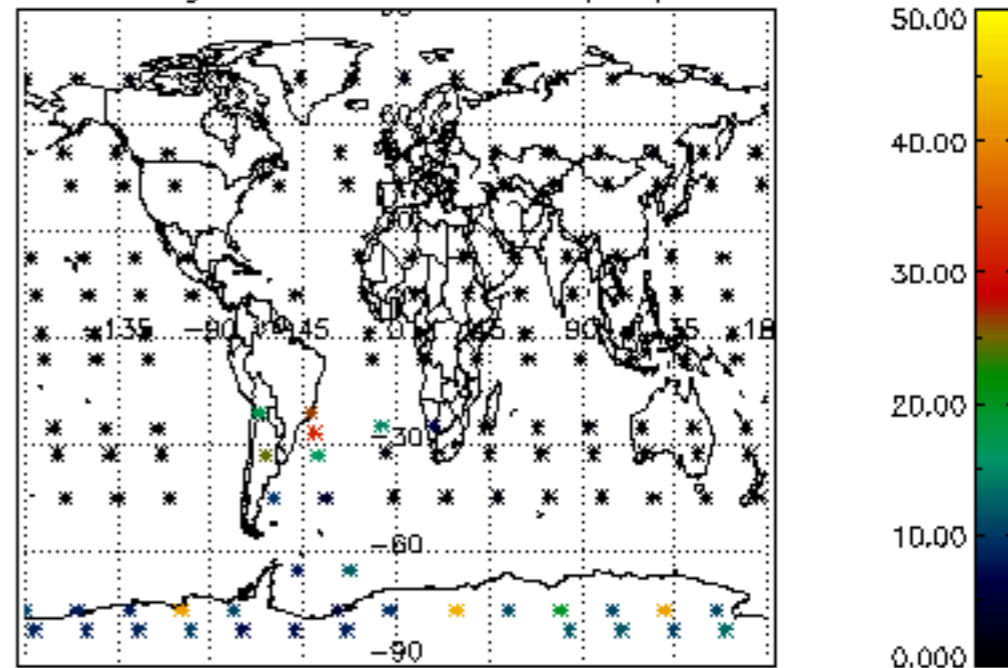
Percentage of datation errors per profile



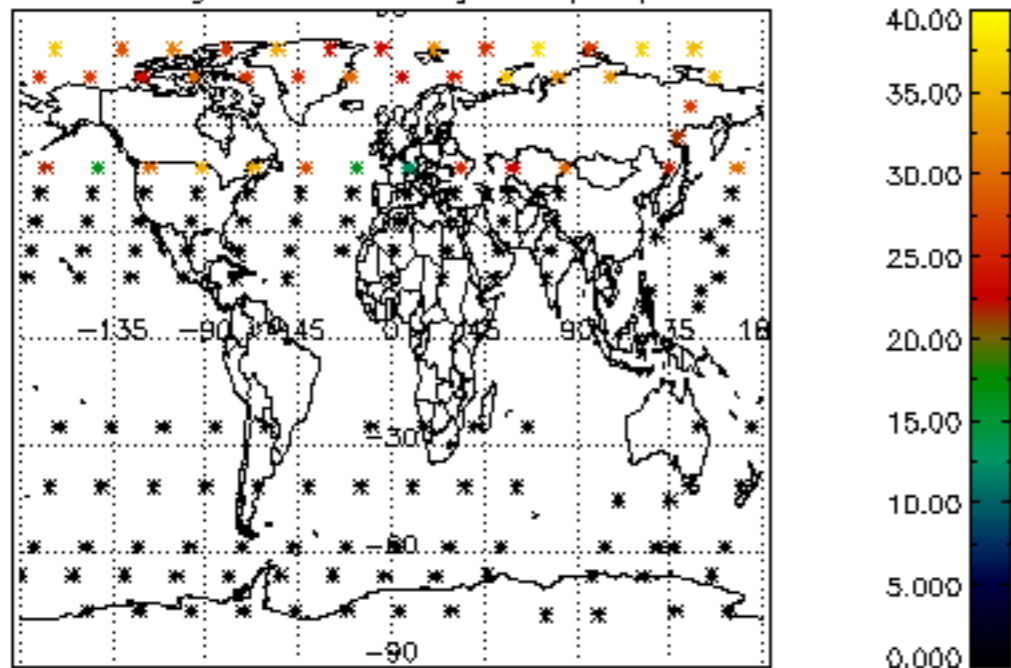
Percentage of star falling outside central band per profile



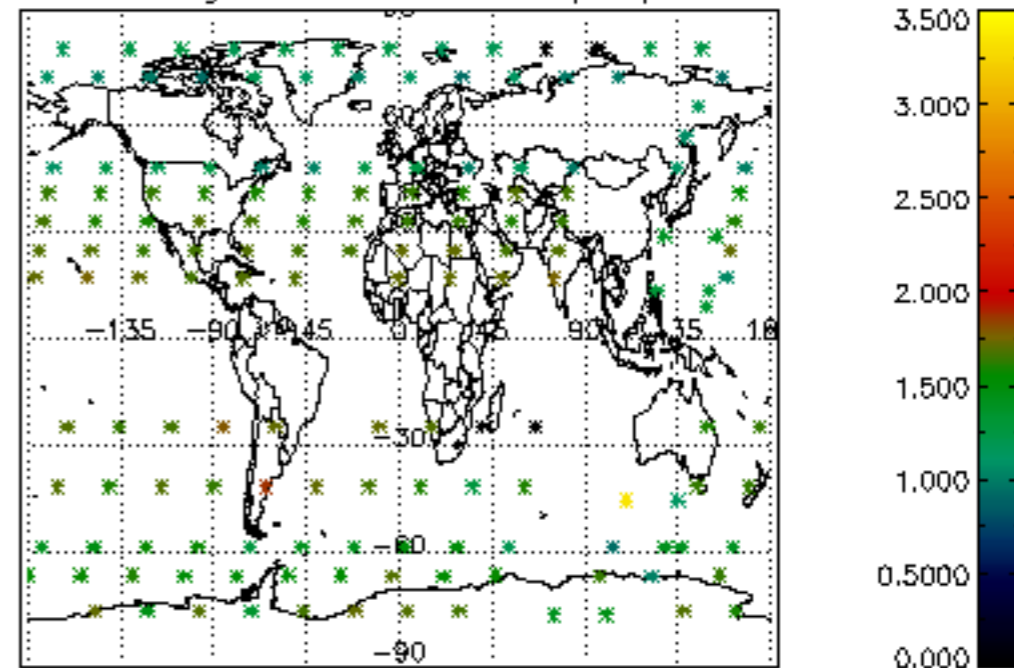
Percentage of saturation errors per profile



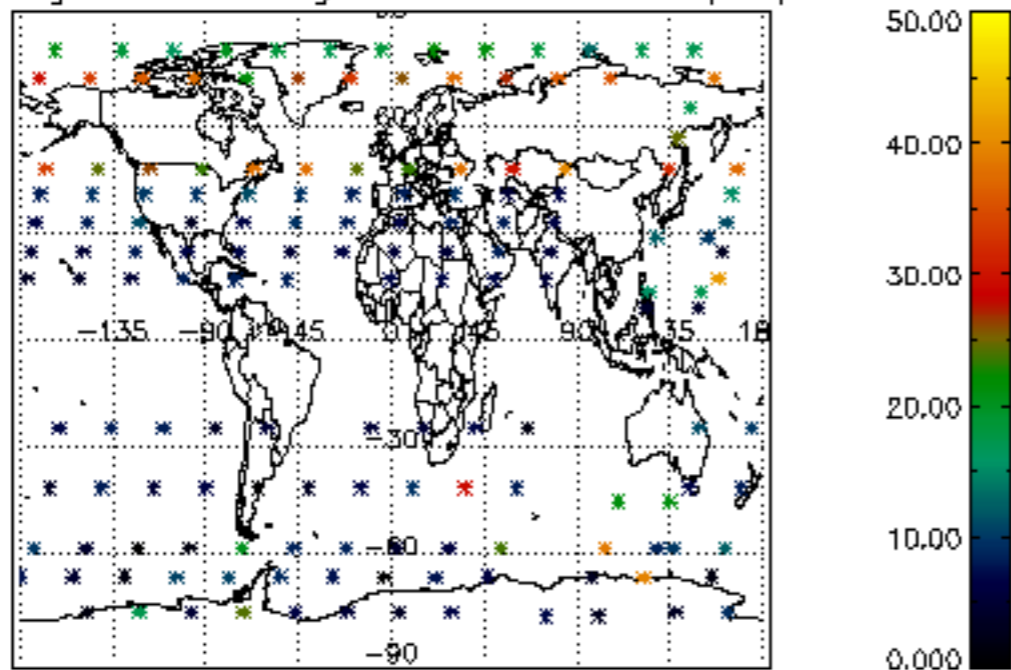
Percentage of cosmic ray hits per profile



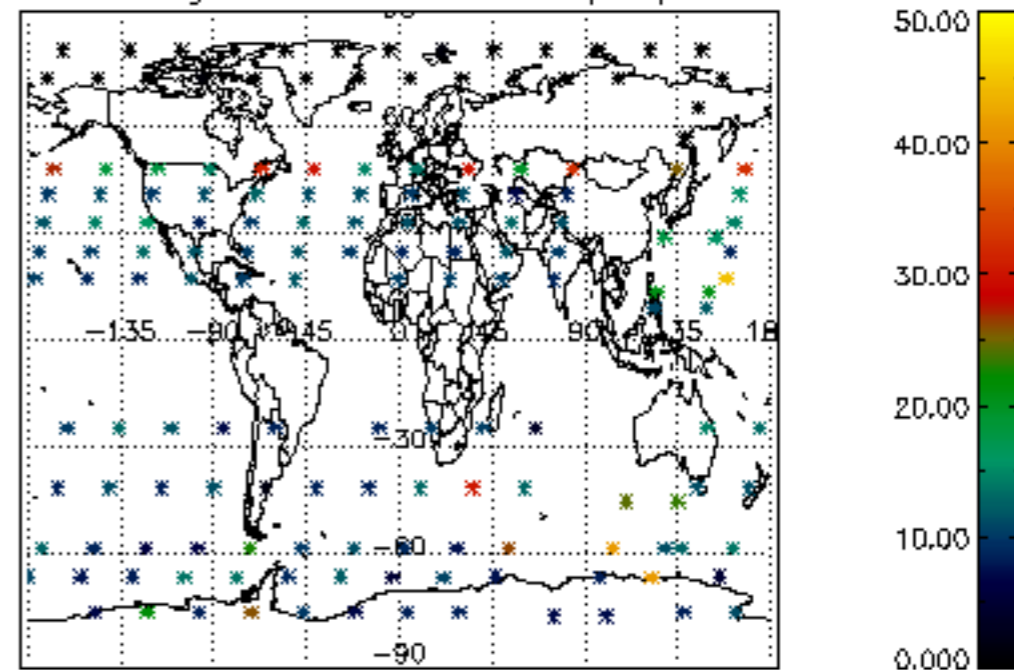
Percentage of datation errors per profile

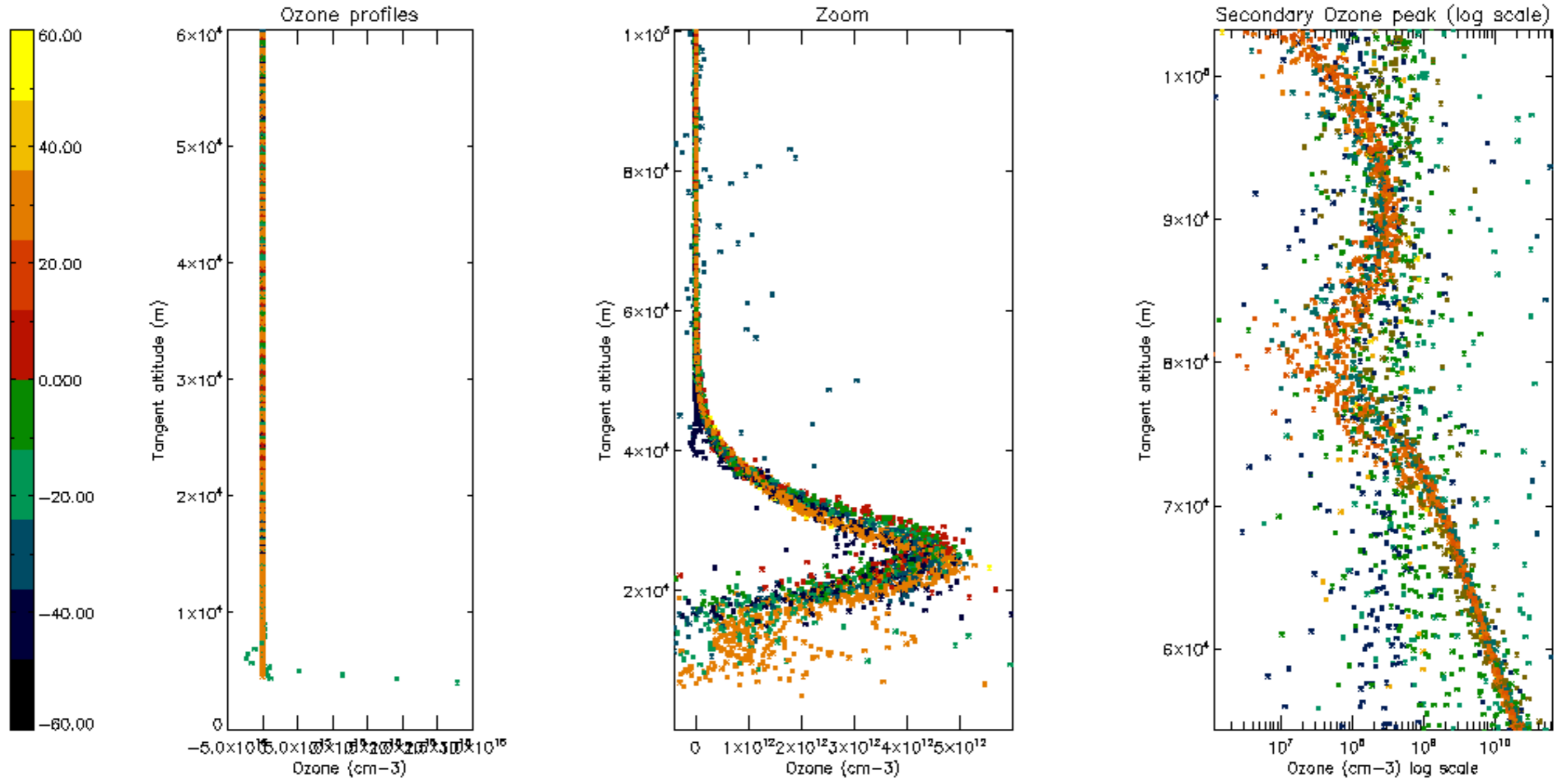


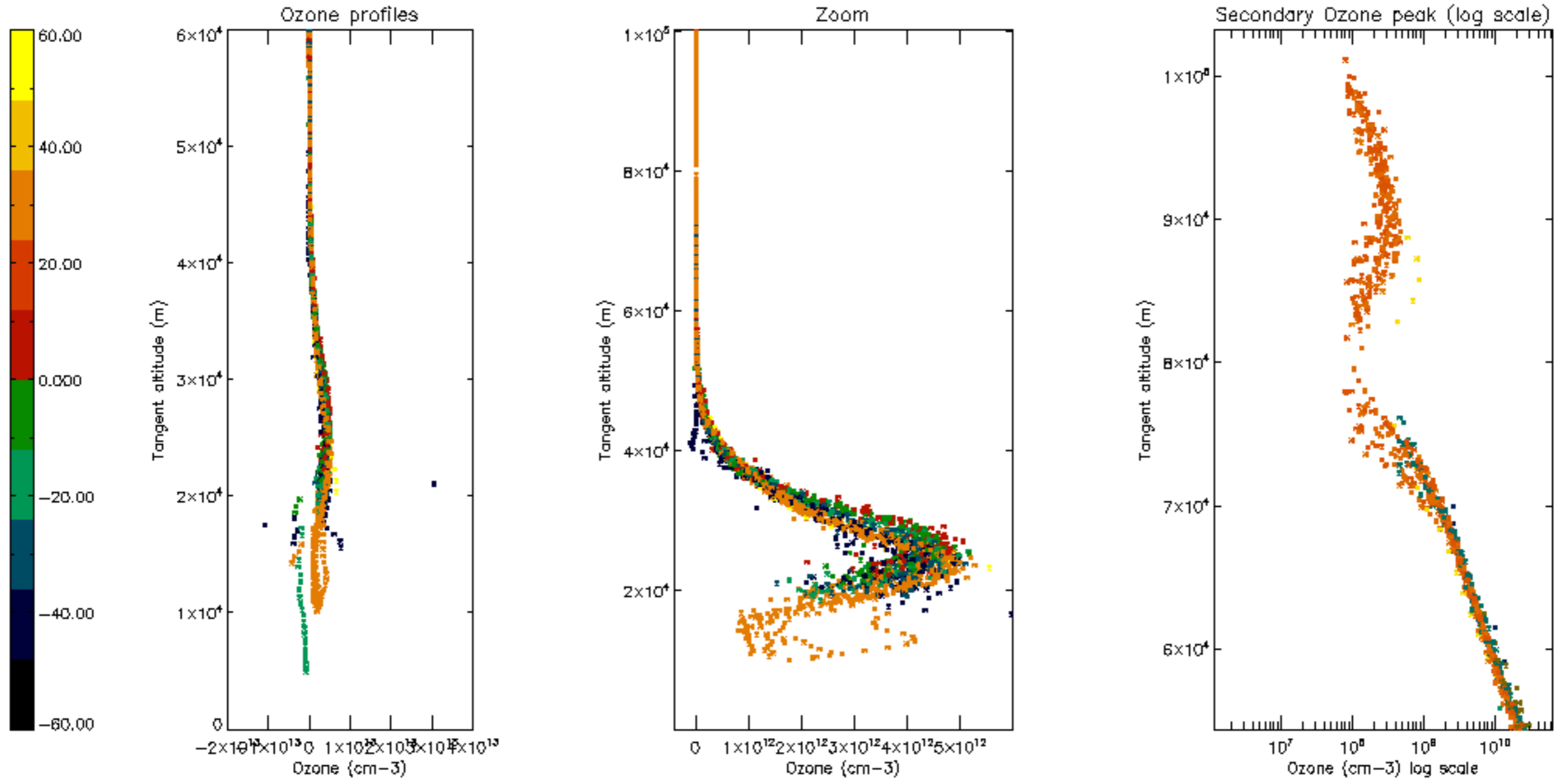
Percentage of star falling outside central band per profile

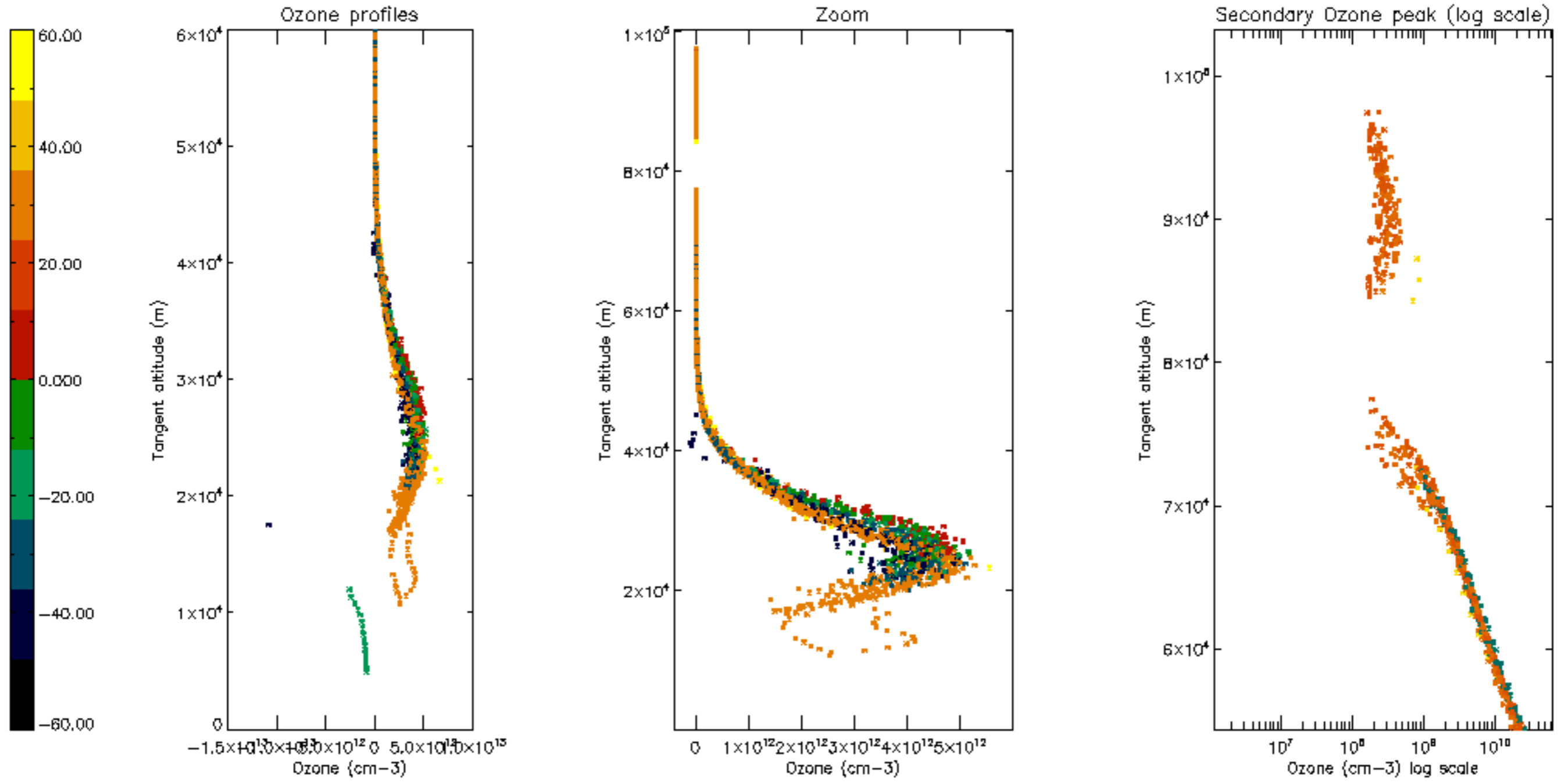


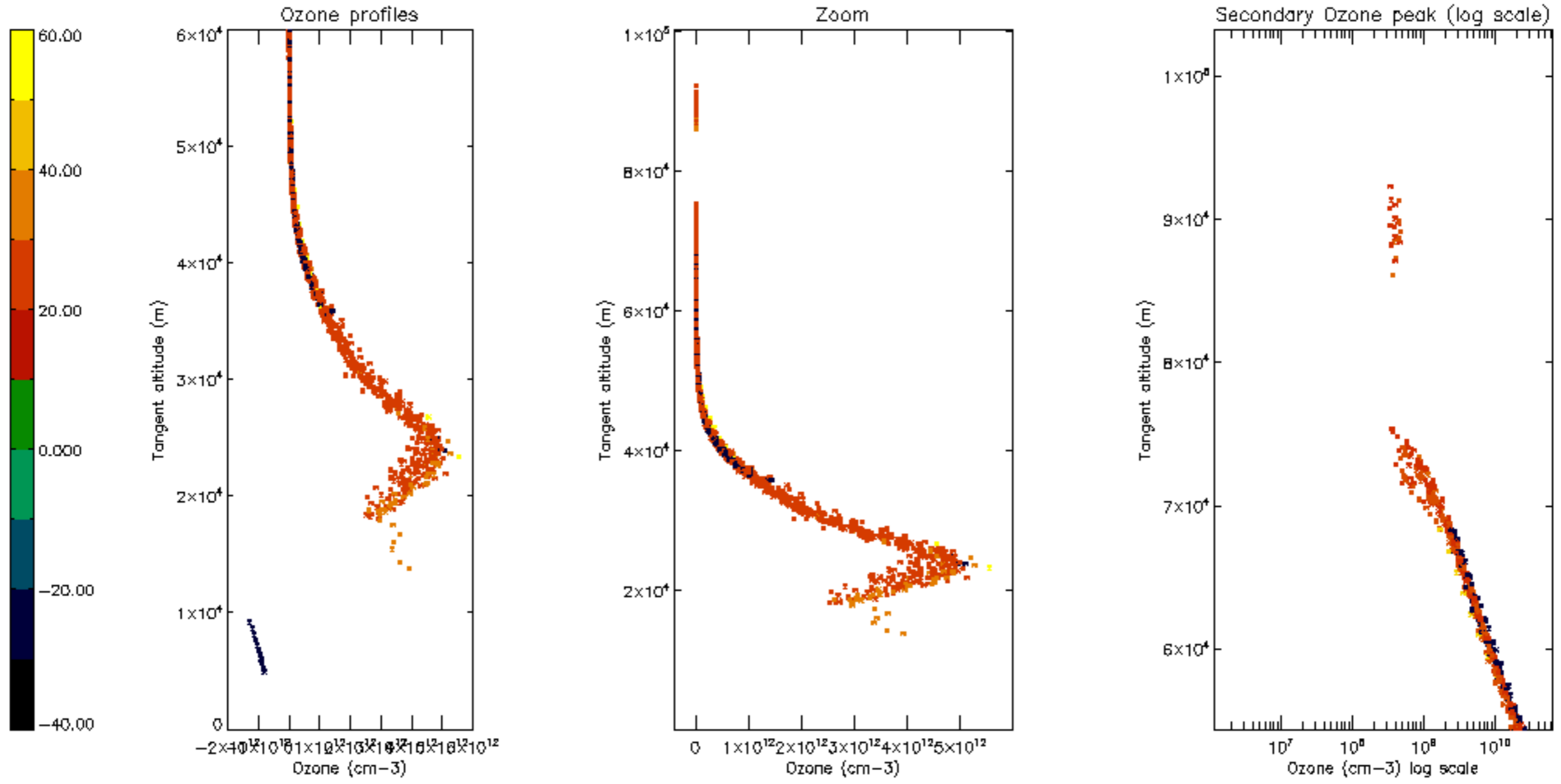
Percentage of saturation errors per profile

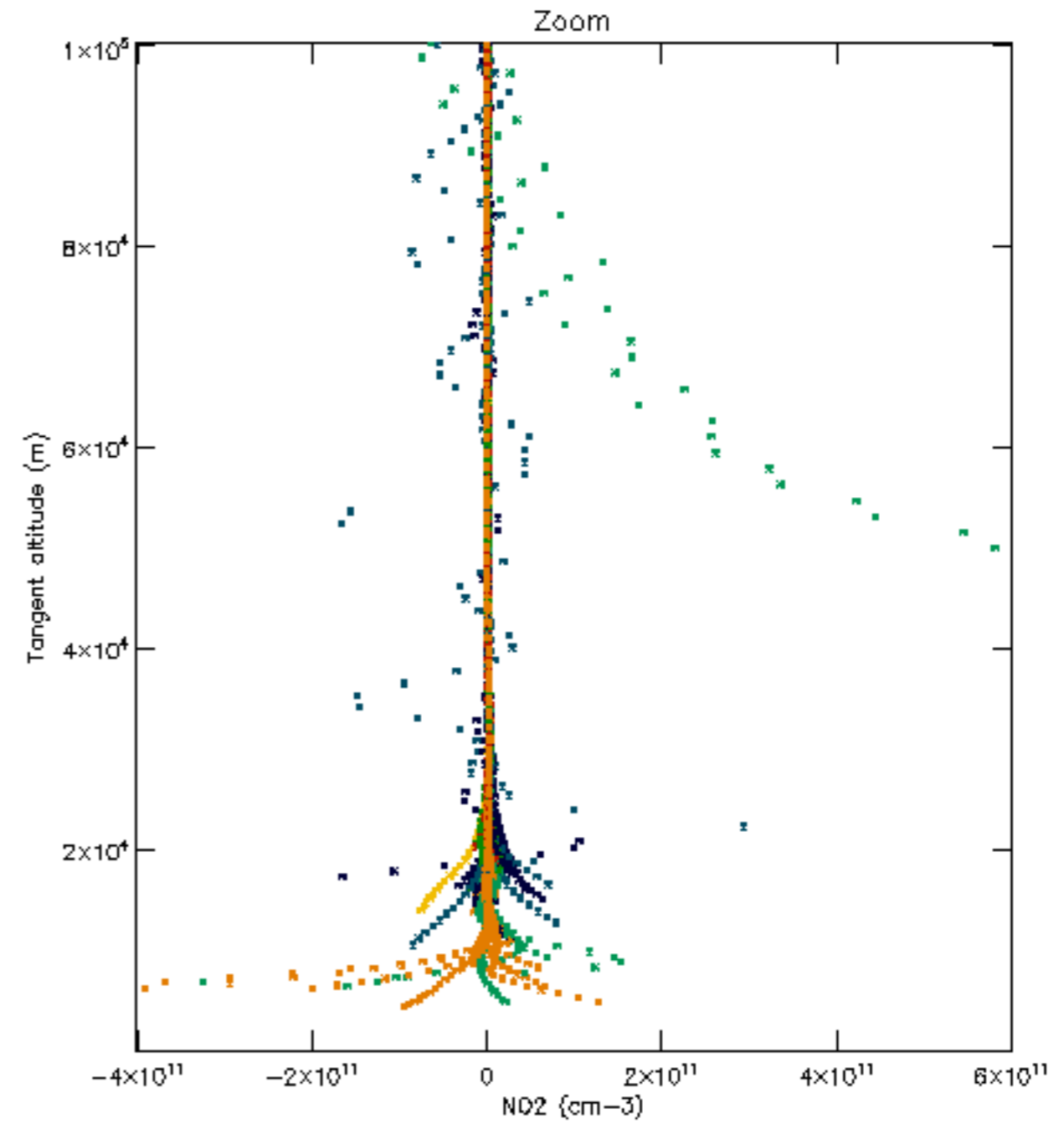
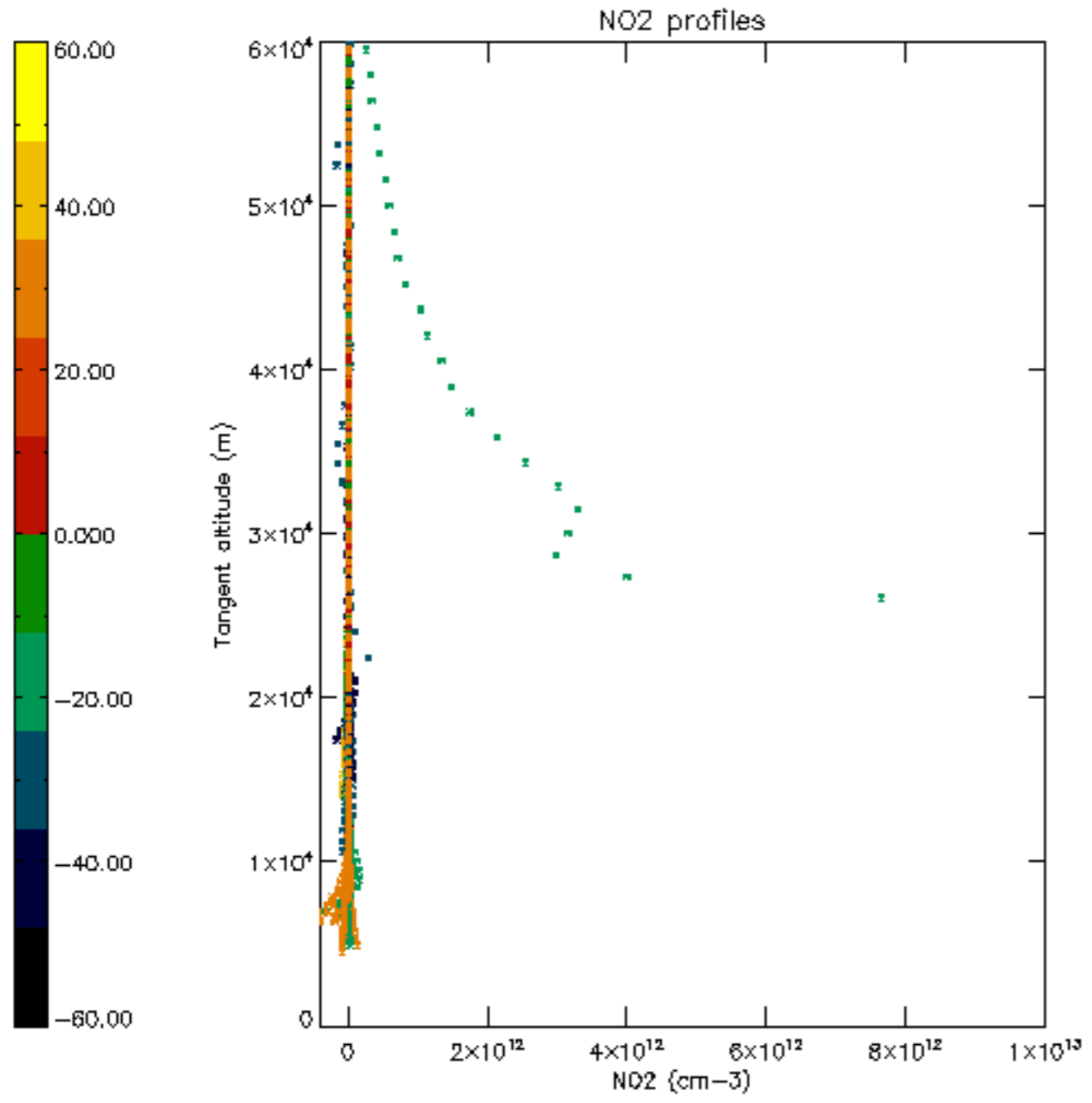


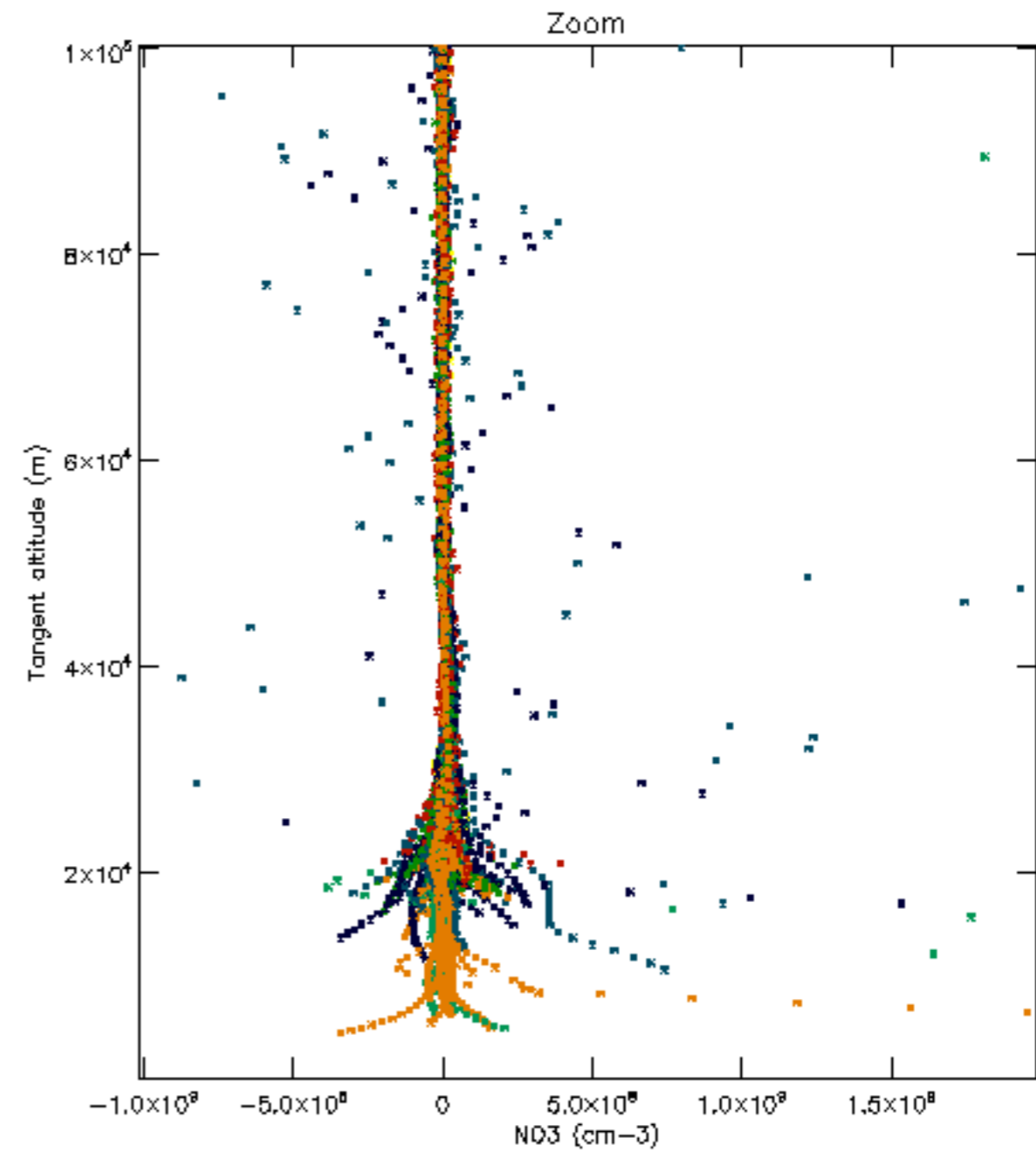
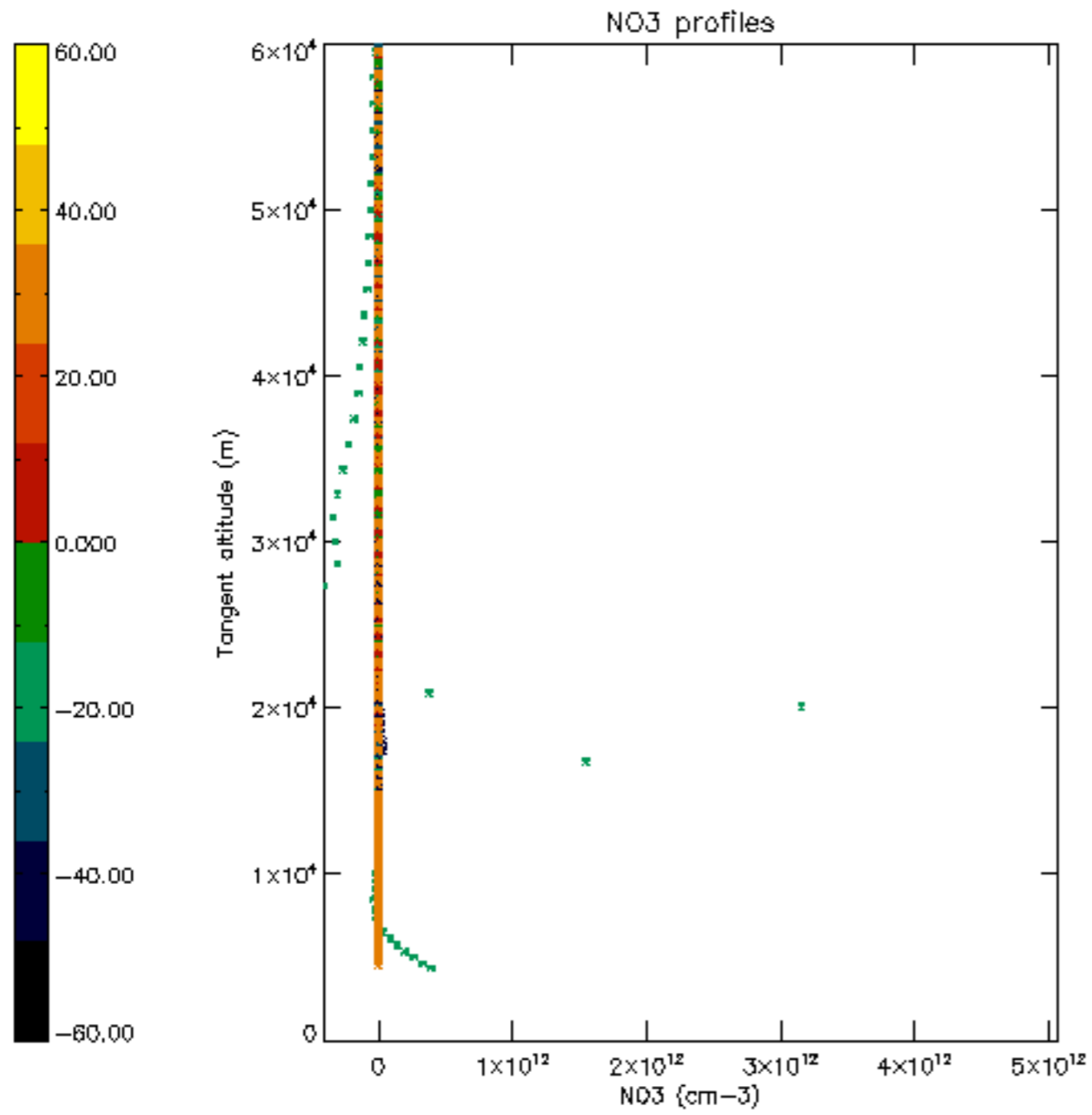


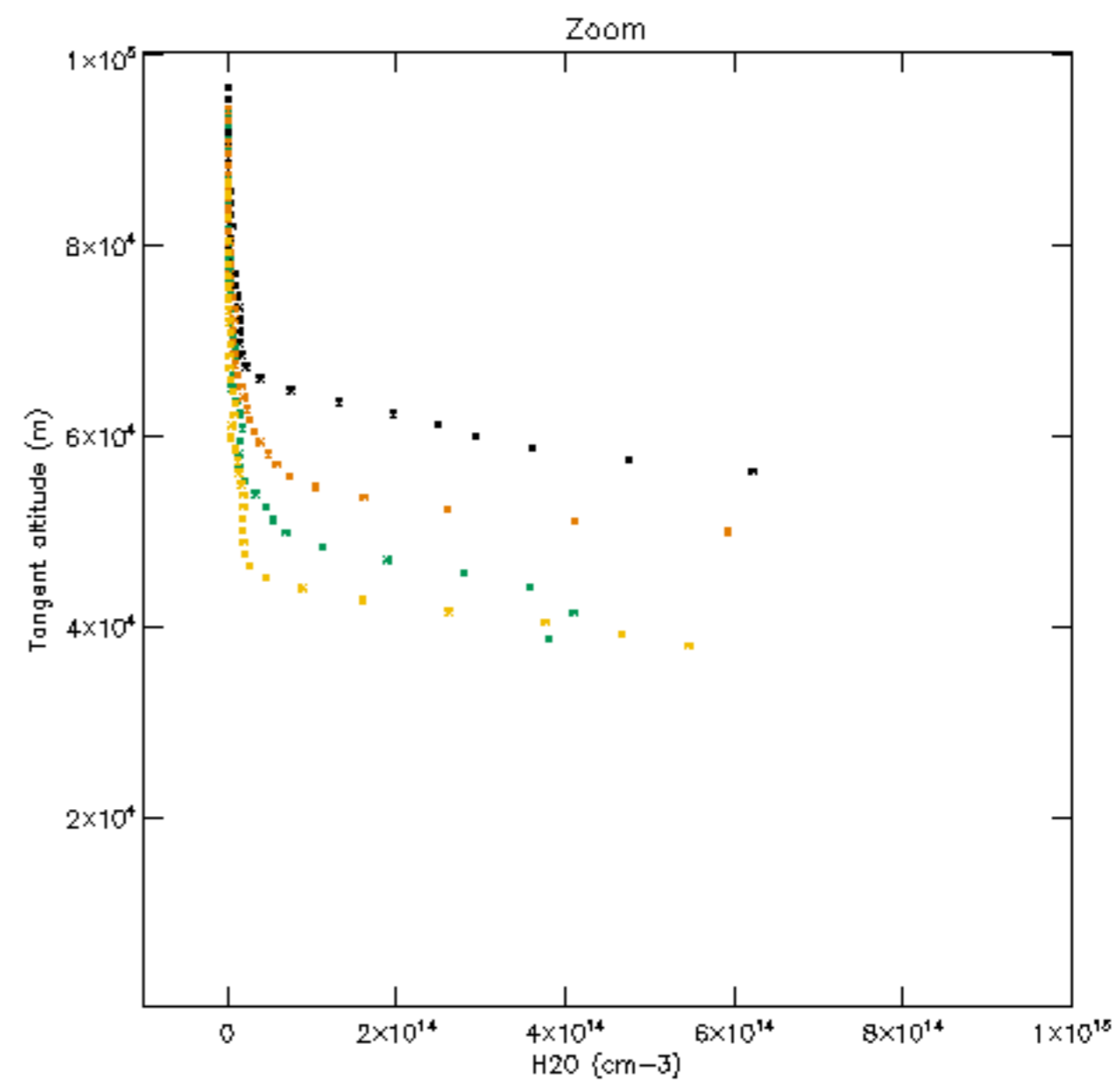
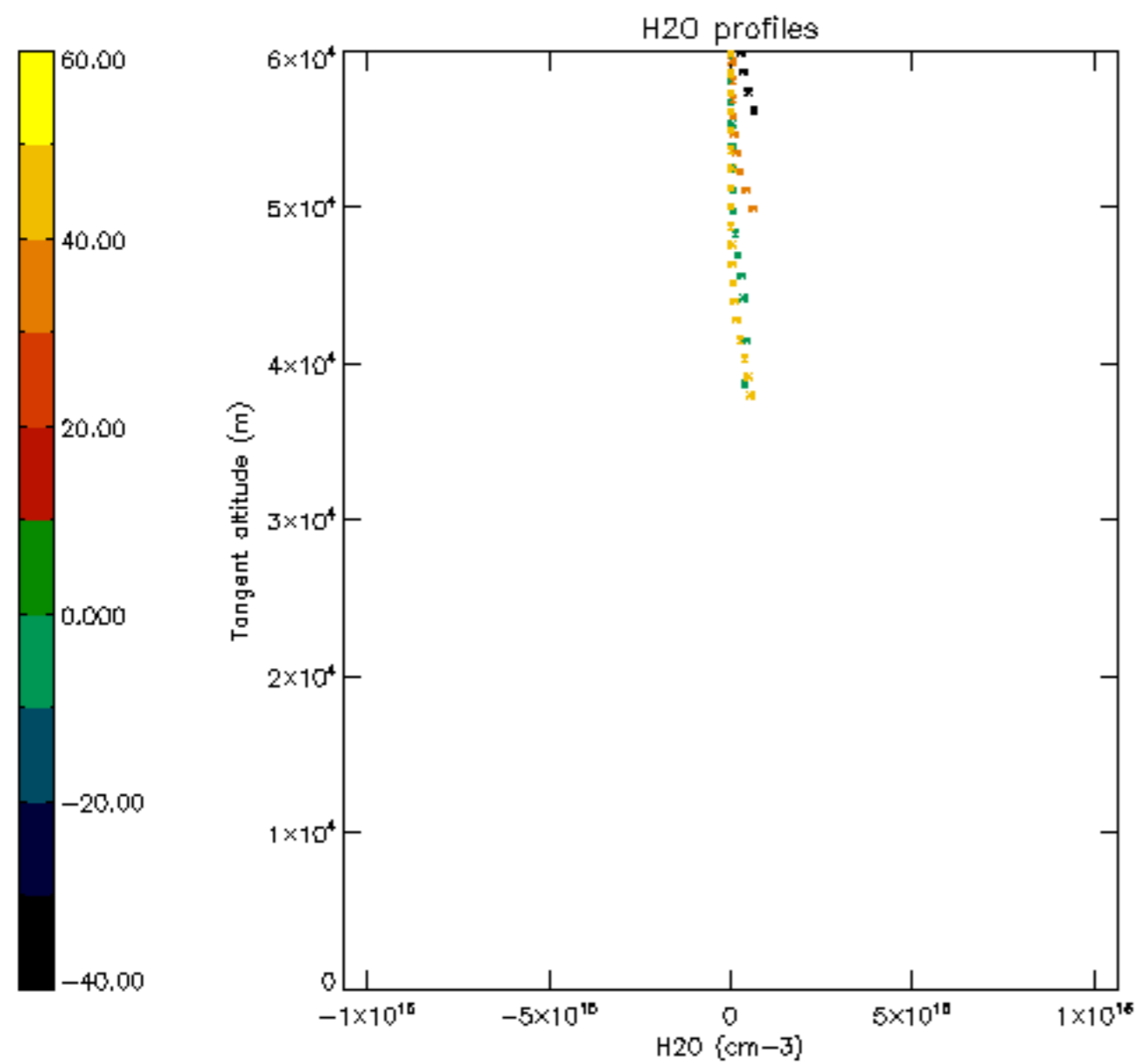


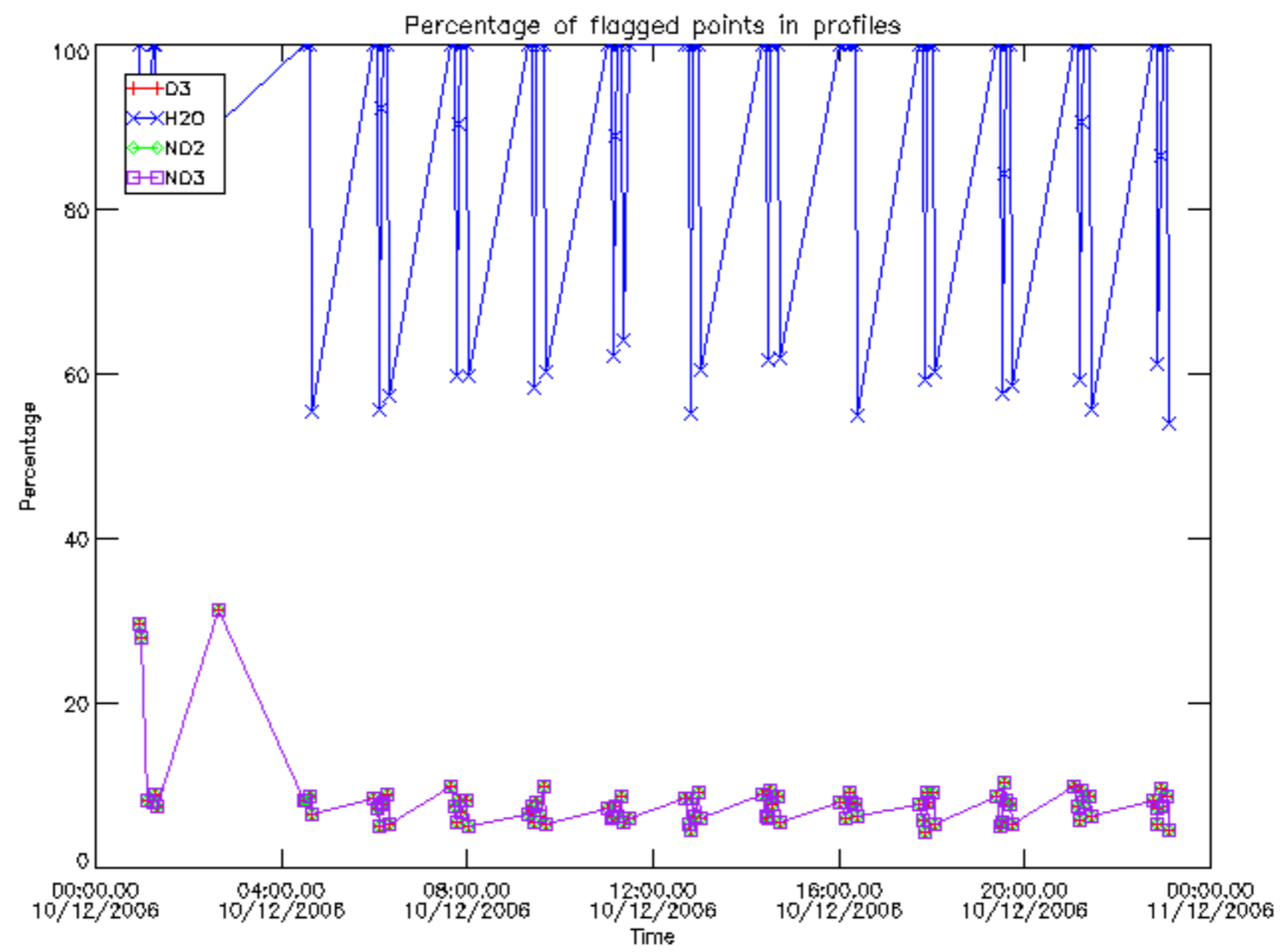




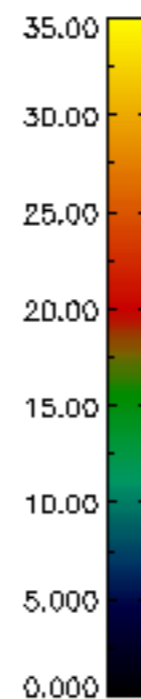
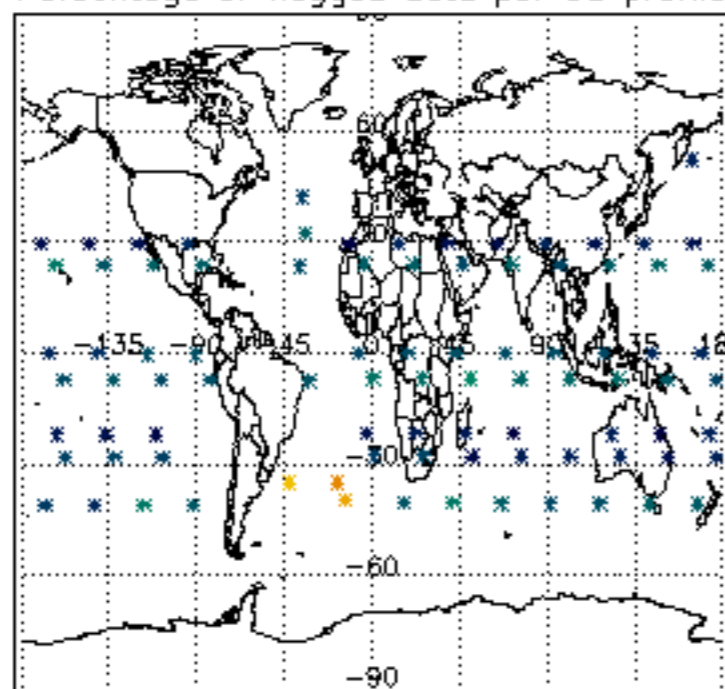




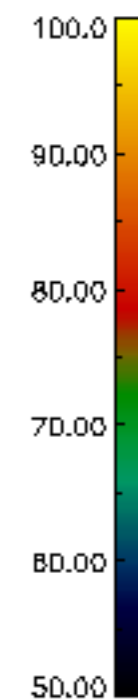
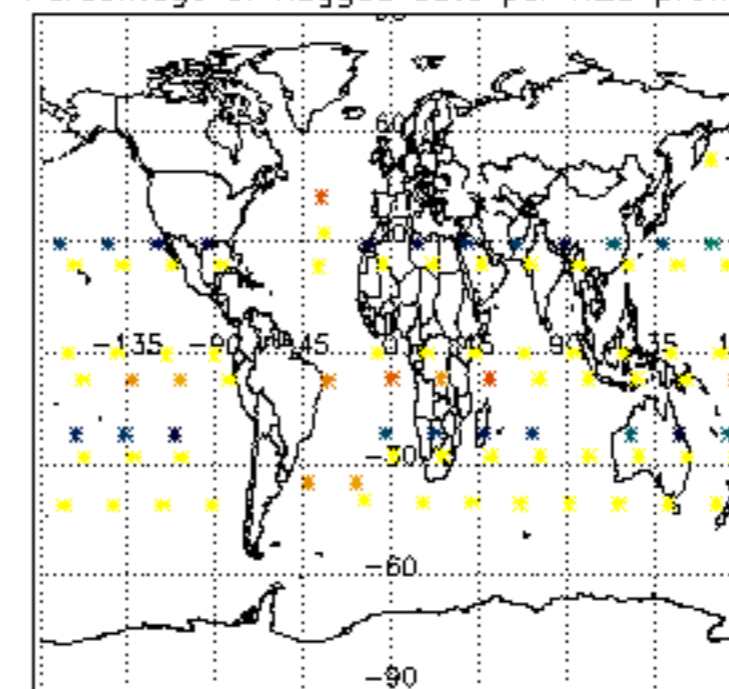




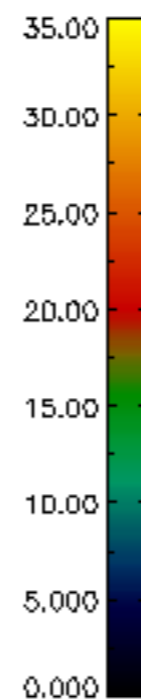
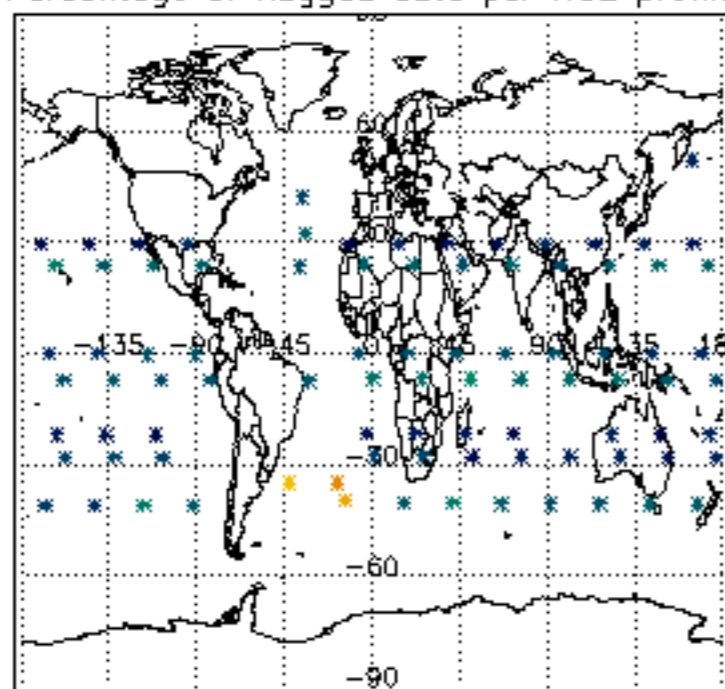
Percentage of flagged data per D3 profile



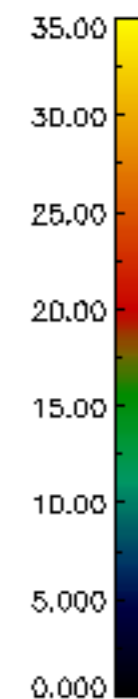
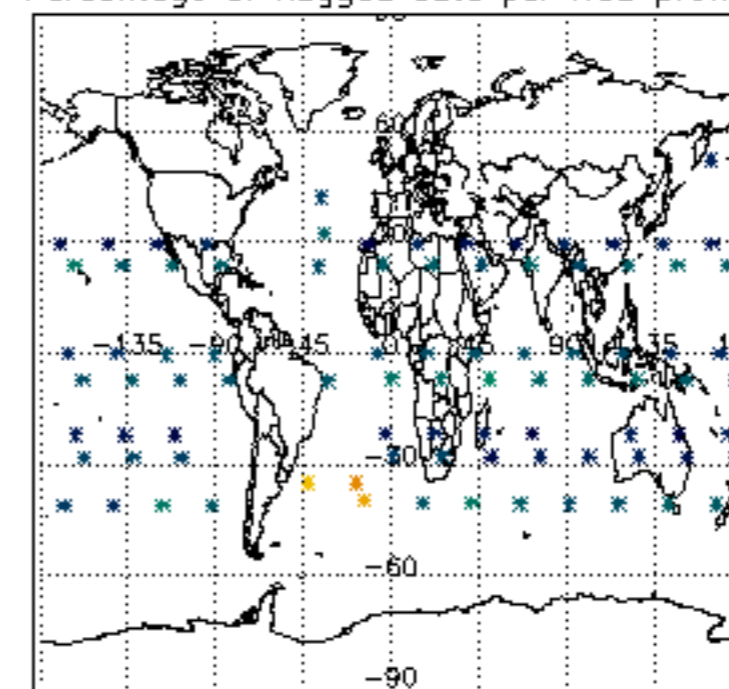
Percentage of flagged data per H2O profile

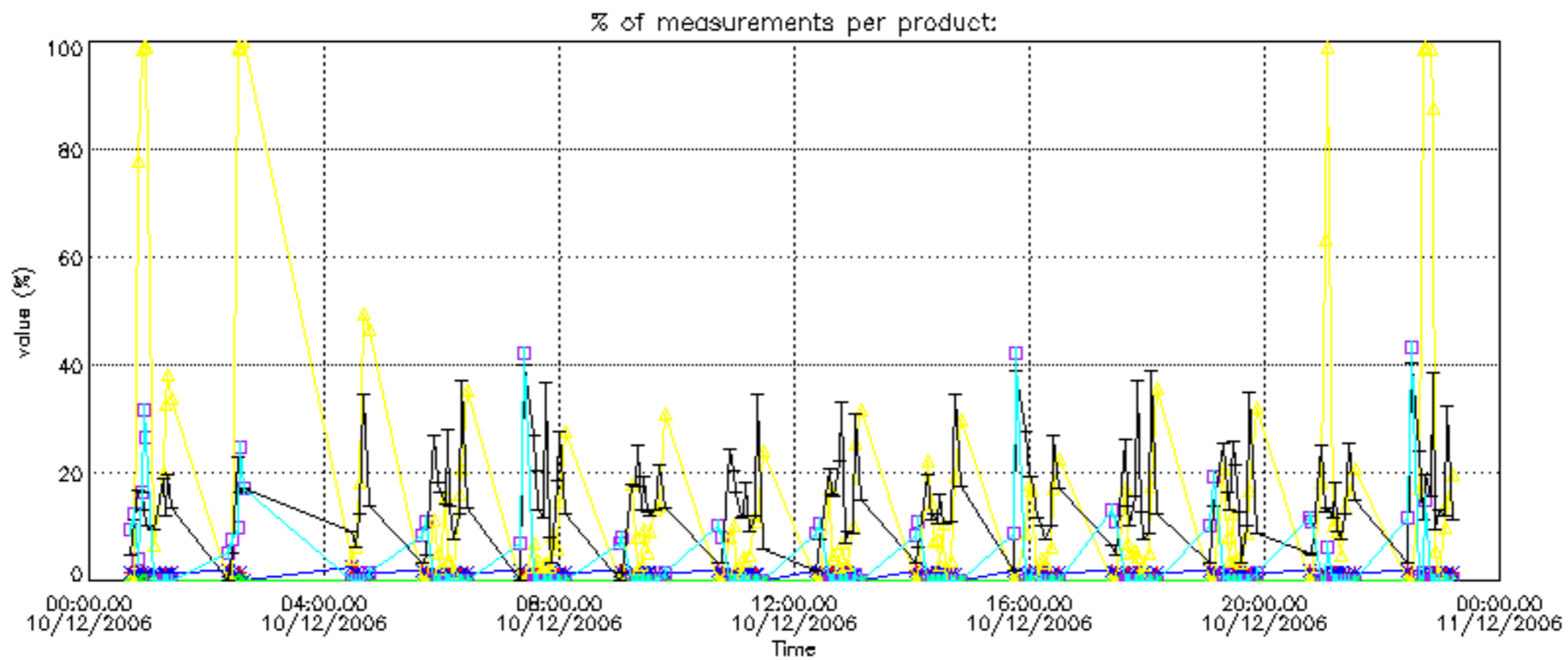
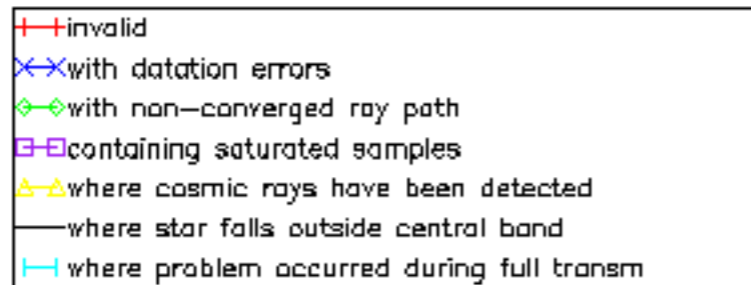


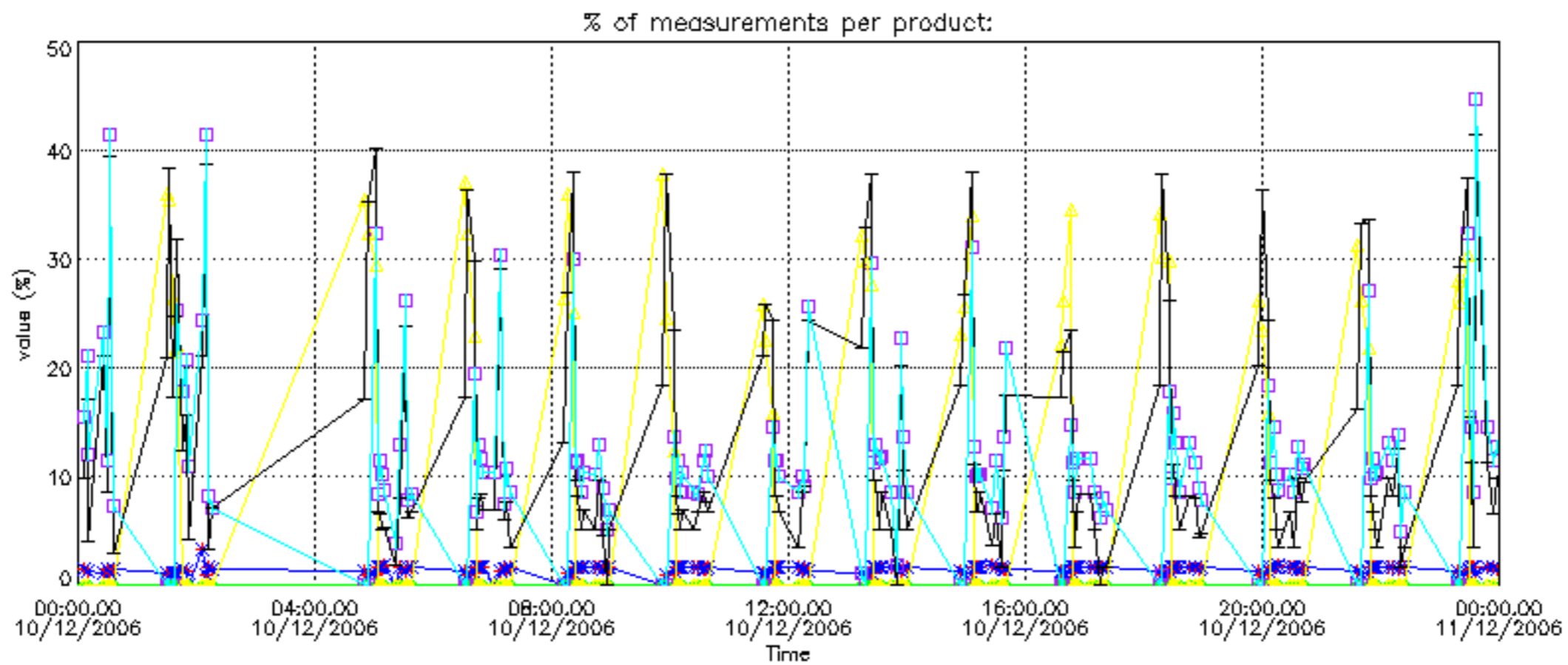
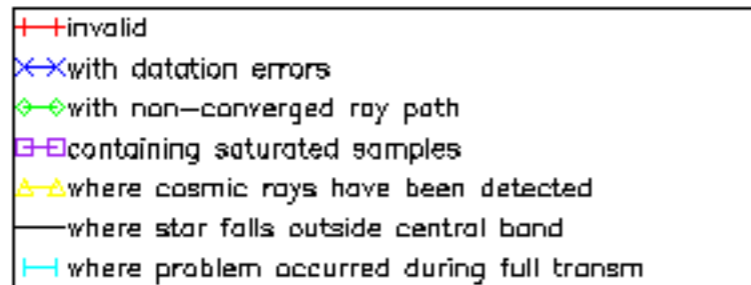
Percentage of flagged data per NO2 profile



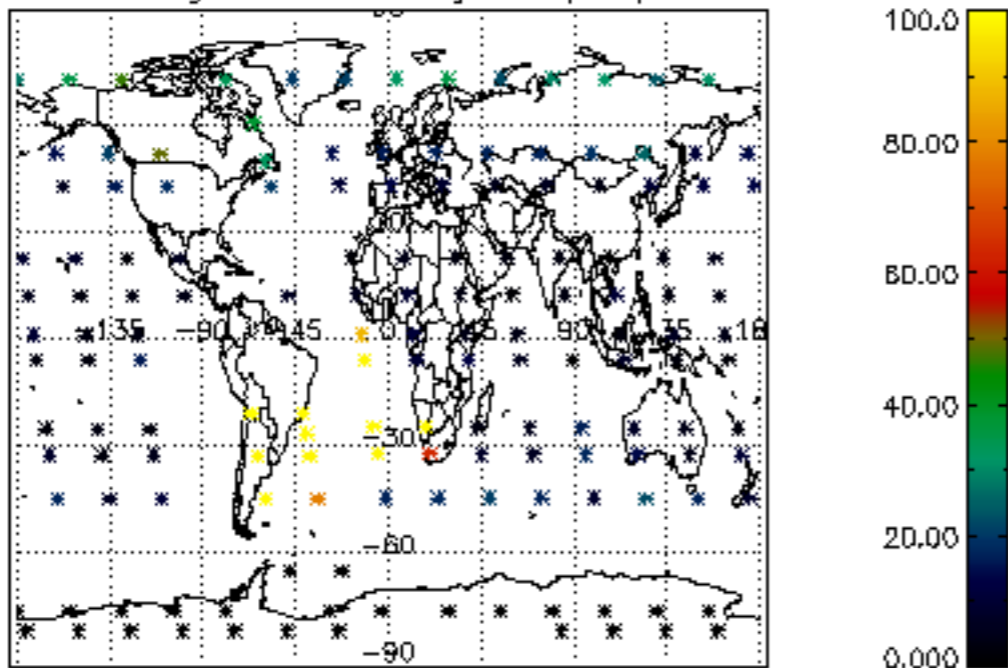
Percentage of flagged data per NO3 profile



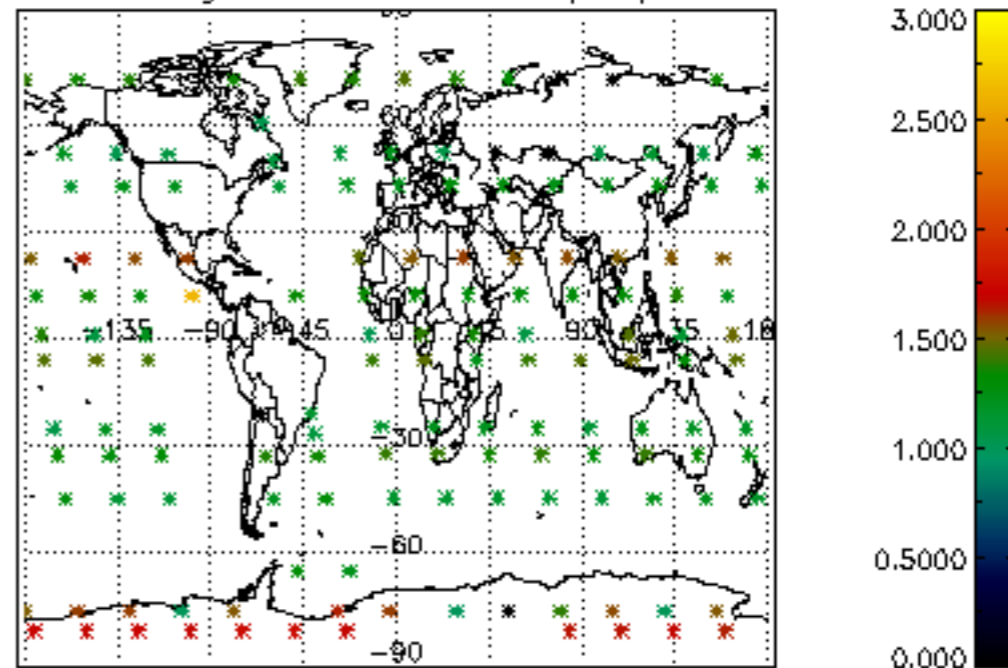




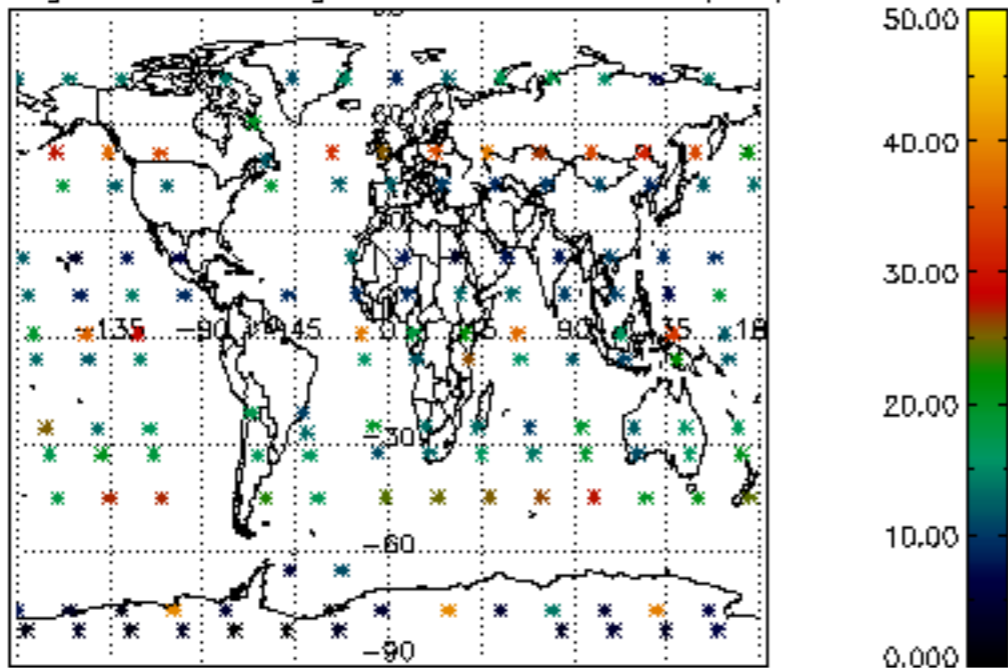
Percentage of cosmic ray hits per profile



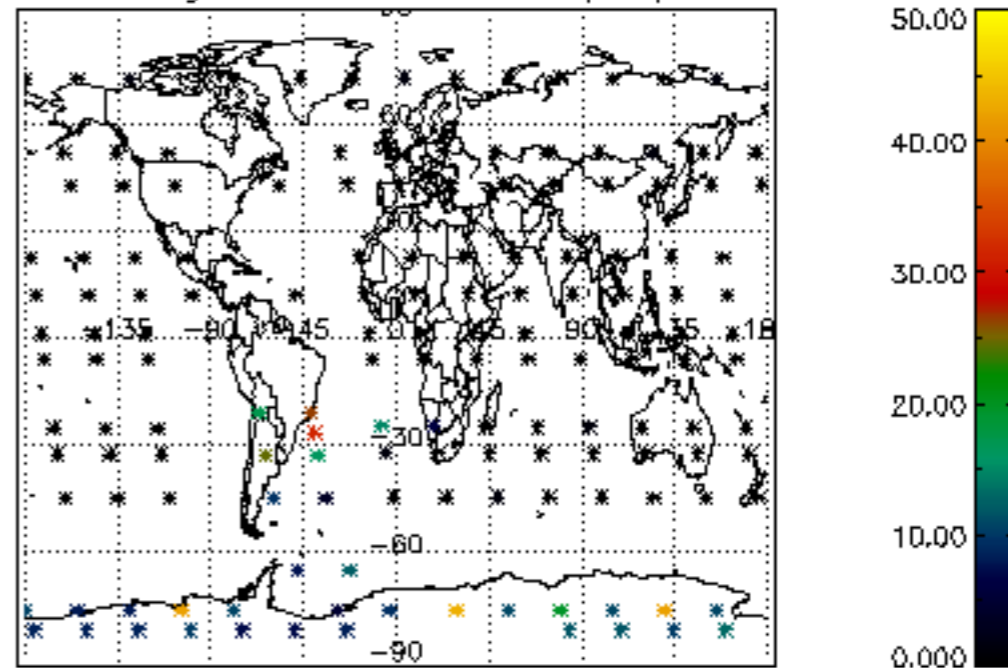
Percentage of datation errors per profile



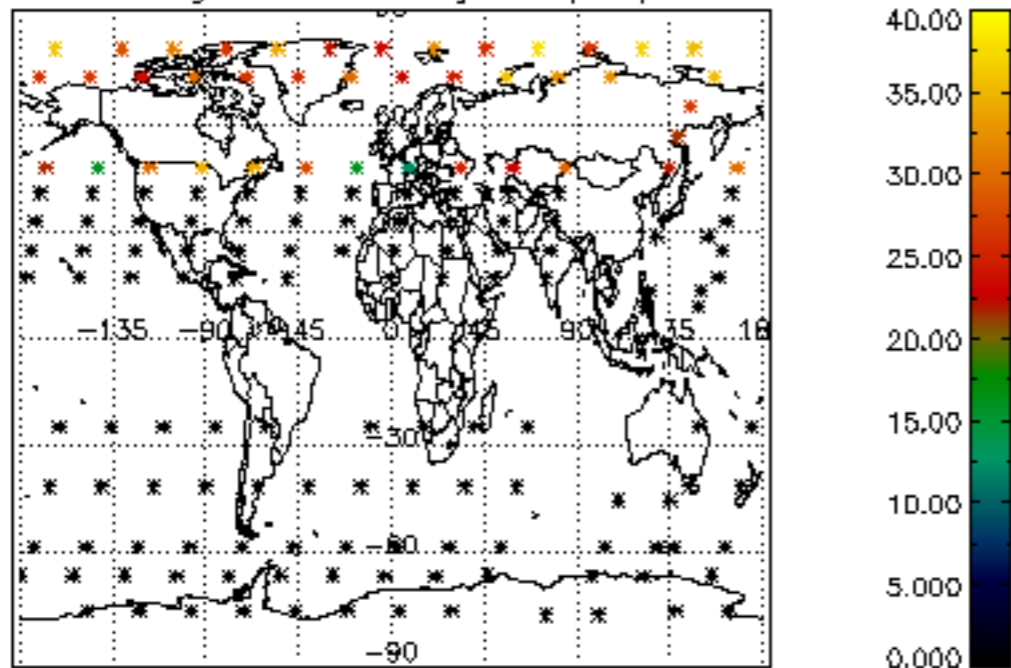
Percentage of star falling outside central band per profile



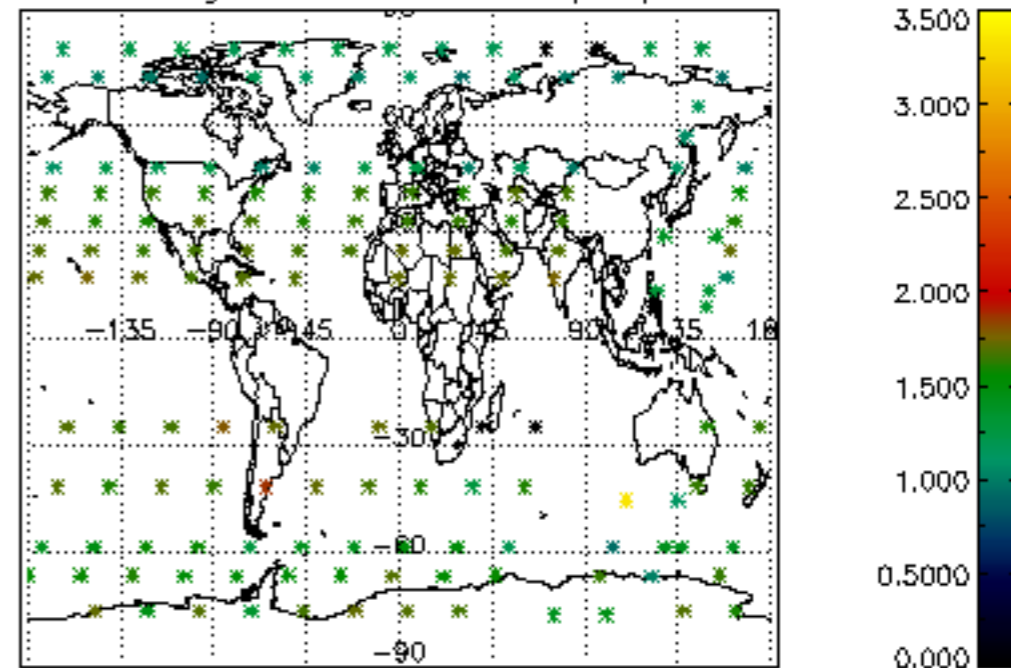
Percentage of saturation errors per profile



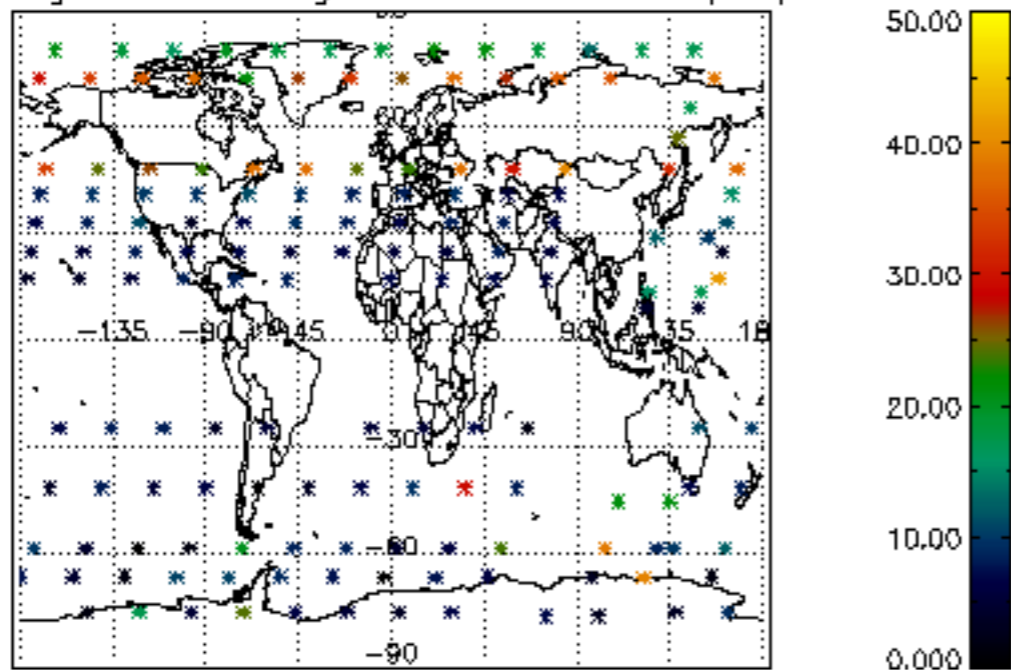
Percentage of cosmic ray hits per profile



Percentage of datation errors per profile



Percentage of star falling outside central band per profile



Percentage of saturation errors per profile

