

# GOMOS Level 2 Daily Report

## SUMMARY

### [1. General Info](#)

### [2. Summary of processed GOM\\_NL\\_2P products](#)

### [3. Level 2 Quality information per product](#)

#### [3.1 Plot of level 2 quality information per product \(time dependant\)](#)

#### [3.2 Plot of level 2 quality information per product \(world map\)](#)

### [4. Level 1 Quality information per product \(stored on level 2 products\)](#)

#### [4.1 Plot of level 1 quality information per product \(time dependant\)](#)

##### [4.1.1 Plot of level 1 quality information per product \(time dependant\): ASCENDING](#)

##### [4.1.2 Plot of level 1 quality information per product \(time dependant\): DESCENDING](#)

#### [4.2 Plot of level 1 quality information per product \(world map\)](#)

##### [4.2.1 Plot of level 1 quality information per product \(world map\): ASCENDING](#)

##### [4.2.2 Plot of level 1 quality information per product \(world map\): DESCENDING](#)

### [5. Ozone profiles based on quality statistics and other trace gas profiles](#)

#### [5.1 Ozone statistics based on quality of products](#)

#### [5.2 Plot ozone profiles for all STD \(dark without errors\)](#)

#### [5.3 Plot ozone profiles where STD < 20% \(dark without errors\)](#)

#### [5.4. Plot ozone profiles where STD < 10% \(dark without errors\)](#)

#### [5.5. Plot ozone profiles where STD < 5% \(dark without errors\)](#)

#### [5.6 Plot NO2 profiles for all STD \(dark without errors\)](#)

#### [5.7 Plot NO3 profiles for all STD \(dark without errors\)](#)

#### [5.8 Plot H2O profiles \(only for occultations of stars 1,2,3,4,13,14,16,26,63 dark without errors\) for all STD](#)

### [6. Auxiliary Data Files used for the production reported in section 2](#)

This report presents the daily analysis on parameters extracted from GOMOS level 2 data (GOM\_NL\_\_2P). It is intended to monitor some important parameters that will impact the quality of these products. A list of level 2 products (and content) that have arrived during the reporting day to the PCF is also given.

Item	Value
Time of report generation	24APR2013 06:12:40
Data source version	GOMOS/6.01
Start time of products	02-12-2006 (02DEC2006 00:00:00)
Stop time of products	03-12-2006 (03DEC2006 00:00:00)
Store outputs in DB	Yes
Nb of level 2 prods	344
Nb of prods with errors	0

## 2. Summary of processed GOM\_NL\_\_2P products.

Nr	Filename	UTC Start time	Limb	Duration	Star Id	Star Name	Star Mag	Star Temp	Nb Meas	Orbit	Prod. error
1	GOM_NL__2PRFIN20061202_000106_000000332053_00259_24862_1515.N1	02-DEC-2006 00:01:06	Bright	33.000	15	67Alp Vir	0.97600	28000.	66	24862	No
2	GOM_NL__2PRFIN20061202_000428_000000412053_00259_24862_1516.N1	02-DEC-2006 00:04:28	Twilight	40.500	163	7Del Crv	2.9450	11000.	81	24862	No
3	GOM_NL__2PRFIN20061202_000605_000000422053_00259_24862_1517.N1	02-DEC-2006 00:06:05	Twilight	41.500	106	9Bet Crv	2.6480	5600.0	83	24862	No
4	GOM_NL__2PRFIN20061202_000801_000000352053_00259_24862_1518.N1	02-DEC-2006 00:08:01	Dark	34.500	123	lot Cen	2.7500	10200.	69	24862	No
5	GOM_NL__2PRFIN20061202_001410_000000372053_00259_24862_1519.N1	02-DEC-2006 00:14:10	Dark	37.000	26	Gam Cru	1.6240	2900.0	74	24862	No
6	GOM_NL__2PRFIN20061202_001627_000000382053_00260_24863_1495.N1	02-DEC-2006 00:16:27	Dark	37.500	113	Mu Vel	2.6920	5000.0	75	24863	No
7	GOM_NL__2PRFIN20061202_001821_000000332053_00260_24863_1496.N1	02-DEC-2006 00:18:21	Dark	32.500	124	The Car	2.7640	30000.	65	24863	No
8	GOM_NL__2PRFIN20061202_002107_000000332053_00260_24863_1497.N1	02-DEC-2006 00:21:07	Dark	33.000	29	Bet Car	1.6720	10200.	66	24863	No
9	GOM_NL__2PRFIN20061202_002303_000000362053_00260_24863_1498.N1	02-DEC-2006 00:23:03	Dark	36.000	41	Eps Car	1.8600	4100.0	72	24863	No
10	GOM_NL__2PRFIN20061202_002824_000000412053_00260_24863_1499.N1	02-DEC-2006 00:28:24	Dark	41.000	2	Alp Car	-0.73600	7000.0	82	24863	No
11	GOM_NL__2PRFIN20061202_004231_000000392053_00260_24863_1500.N1	02-DEC-2006 00:42:31	Straylight	38.500	165	34Gam Eri	2.9500	3200.0	77	24863	No
12	GOM_NL__2PRFIN20061202_004752_000000422053_00260_24863_1501.N1	02-DEC-2006 00:47:52	Twilight	41.500	94	92Alp Cet	2.5260	3100.0	83	24863	No
13	GOM_NL__2PRFIN20061202_005338_000000322053_00260_24863_1502.N1	02-DEC-2006 00:53:38	Bright	32.000	146	25Eta Tau	2.8730	15200.	64	24863	No
14	GOM_NL__2PRFIN20061202_005559_000000322053_00260_24863_1503.N1	02-DEC-2006 00:55:59	Bright	31.500	150	44Zet Per	2.8900	28000.	63	24863	No
15	GOM_NL__2PRFIN20061202_005816_000000292053_00260_24863_1504.N1	02-DEC-2006 00:58:16	Bright	29.000	79	26Bet Per	2.3100	13100.	58	24863	No
16	GOM_NL__2PRFIN20061202_010027_000000302053_00260_24863_1505.N1	02-DEC-2006 01:00:27	Bright	29.500	175	39Del Per	3.0100	19400.	59	24863	No
17	GOM_NL__2PRFIN20061202_010148_000000292053_00260_24863_1506.N1	02-DEC-2006 01:01:48	Bright	29.000	160	23Gam Per	2.9300	4700.0	58	24863	No
18	GOM_NL__2PRFIN20061202_011152_000000322053_00260_24863_1507.N1	02-DEC-2006 01:11:52	Bright	31.500	49	1Alp UMi	1.9900	6300.0	63	24863	No
19	GOM_NL__2PRFIN20061202_011633_000000312053_00260_24863_1508.N1	02-DEC-2006 01:16:33	Bright	30.500	60	7Bet UMi	2.0810	3950.0	61	24863	No
20	GOM_NL__2PRFIN20061202_012144_000000322053_00260_24863_1509.N1	02-DEC-2006 01:21:44	Bright	31.500	32	77Eps UMa	1.7630	11000.	63	24863	No
21	GOM_NL__2PRFIN20061202_012350_000000302053_00260_24863_1510.N1	02-DEC-2006 01:23:50	Bright	30.000	39	85Eta UMa	1.8540	24000.	60	24863	No
22	GOM_NL__2PRFIN20061202_012645_000000302053_00260_24863_1511.N1	02-DEC-2006 01:26:45	Bright	29.500	180	27Gam Boo	3.0400	8000.0	59	24863	No
23	GOM_NL__2PRFIN20061202_013218_000000292053_00260_24863_1512.N1	02-DEC-2006 01:32:18	Bright	28.500	3	16Alp Boo	-0.050000	4250.0	57	24863	No
24	GOM_NL__2PRFIN20061202_013555_000000412053_00260_24863_1513.N1	02-DEC-2006 01:35:55	Bright	40.500	138	47Eps Vir	2.8280	4700.0	81	24863	No
25	GOM_NL__2PRFIN20061202_014143_000000442053_00260_24863_1514.N1	02-DEC-2006 01:41:43	Bright	44.000	15	67Alp Vir	0.97600	28000.	88	24863	No
26	GOM_NL__2PRFIN20061202_014641_000000392053_00260_24863_1515.N1	02-DEC-2006 01:46:41	Twilight	39.000	106	9Bet Crv	2.6480	5600.0	78	24863	No
27	GOM_NL__2PRFIN20061202_014837_000000332053_00260_24863_1516.N1	02-DEC-2006 01:48:37	Dark	32.500	123	lot Cen	2.7500	10200.	65	24863	No
28	GOM_NL__2PRFIN20061202_015446_000000472053_00260_24863_1517.N1	02-DEC-2006 01:54:46	Dark	47.000	26	Gam Cru	1.6240	2900.0	94	24863	No
29	GOM_NL__2PRFIN20061202_015704_000000422053_00261_24864_1494.N1	02-DEC-2006 01:57:04	Dark	41.500	113	Mu Vel	2.6920	5000.0	83	24864	No
30	GOM_NL__2PRFIN20061202_015857_000000322053_00261_24864_1495.N1	02-DEC-2006 01:58:57	Dark	31.500	124	The Car	2.7640	30000.	63	24864	No
31	GOM_NL__2PRFIN20061202_020143_000000332053_00261_24864_1496.N1	02-DEC-2006 02:01:43	Dark	33.000	29	Bet Car	1.6720	10200.	66	24864	No
32	GOM_NL__2PRFIN20061202_020340_000000412053_00261_24864_1497.N1	02-DEC-2006 02:03:40	Dark	41.000	41	Eps Car	1.8600	4100.0	82	24864	No
33	GOM_NL__2PRFIN20061202_020900_000000472053_00261_24864_1498.N1	02-DEC-2006 02:09:00	Dark	46.500	2	Alp Car	-0.73600	7000.0	93	24864	No
34	GOM_NL__2PRFIN20061202_022307_000000382053_00261_24864_1499.N1	02-DEC-2006 02:23:07	Straylight	37.500	165	34Gam Eri	2.9500	3200.0	75	24864	No
35	GOM_NL__2PRFIN20061202_022829_000000402053_00261_24864_1500.N1	02-DEC-2006 02:28:29	Twilight	39.500	94	92Alp Cet	2.5260	3100.0	79	24864	No
36	GOM_NL__2PRFIN20061202_023414_000000322053_00261_24864_1501.N1	02-DEC-2006 02:34:14	Bright	32.000	146	25Eta Tau	2.8730	15200.	64	24864	No
37	GOM_NL__2PRFIN20061202_023635_000000332053_00261_24864_1502.N1	02-DEC-2006 02:36:35	Bright	33.000	150	44Zet Per	2.8900	28000.	66	24864	No
38	GOM_NL__2PRFIN20061202_023851_000000322053_00261_24864_1503.N1	02-DEC-2006 02:38:51	Bright	31.500	79	26Bet Per	2.3100	13100.	63	24864	No
39	GOM_NL__2PRFIN20061202_024103_000000302053_00261_24864_1504.N1	02-DEC-2006 02:41:03	Bright	29.500	175	39Del Per	3.0100	19400.	59	24864	No
40	GOM_NL__2PRFIN20061202_024224_000000302053_00261_24864_1505.N1	02-DEC-2006 02:42:24	Bright	29.500	160	23Gam Per	2.9300	4700.0	59	24864	No
41	GOM_NL__2PRFIN20061202_025228_000000282053_00261_24864_1506.N1	02-DEC-2006 02:52:28	Bright	27.500	49	1Alp UMi	1.9900	6300.0	55	24864	No
42	GOM_NL__2PRFIN20061202_025709_000000302053_00261_24864_1507.N1	02-DEC-2006 02:57:09	Bright	30.000	60	7Bet UMi	2.0810	3950.0	60	24864	No

43	GOM_NL__2PRFIN20061202_030220_000000332053_00261_24864_1508.N1	02-DEC-2006 03:02:20	Bright	33.000	32	77Eps UMa	1.7630	11000.	66	24864	No
44	GOM_NL__2PRFIN20061202_030426_000000322053_00261_24864_1509.N1	02-DEC-2006 03:04:26	Bright	31.500	39	85Eta UMa	1.8540	24000.	63	24864	No
45	GOM_NL__2PRFIN20061202_030721_000000292053_00261_24864_1510.N1	02-DEC-2006 03:07:21	Bright	28.500	180	27Gam Boo	3.0400	8000.0	57	24864	No
46	GOM_NL__2PRFIN20061202_031254_000000292053_00261_24864_1511.N1	02-DEC-2006 03:12:54	Bright	28.500	3	16Alp Boo	-0.050000	4250.0	57	24864	No
47	GOM_NL__2PRFIN20061202_031632_000000362053_00261_24864_1512.N1	02-DEC-2006 03:16:32	Bright	36.000	138	47Eps Vir	2.8280	4700.0	72	24864	No
48	GOM_NL__2PRFIN20061202_032219_000000342053_00261_24864_1513.N1	02-DEC-2006 03:22:19	Bright	34.000	15	67Alp Vir	0.97600	28000.	68	24864	No
49	GOM_NL__2PRFIN20061202_032541_000000392053_00261_24864_1514.N1	02-DEC-2006 03:25:41	Twilight	39.000	163	7Del Crv	2.9450	11000.	78	24864	No
50	GOM_NL__2PRFIN20061202_032718_000000372053_00261_24864_1515.N1	02-DEC-2006 03:27:18	Twilight	36.500	106	9Bet Crv	2.6480	5600.0	73	24864	No
51	GOM_NL__2PRFIN20061202_032914_000000312053_00261_24864_1516.N1	02-DEC-2006 03:29:14	Dark	31.000	123	1ot Cen	2.7500	10200.	62	24864	No
52	GOM_NL__2PRFIN20061202_033523_000000432053_00261_24864_1517.N1	02-DEC-2006 03:35:23	Dark	43.000	26	Gam Cru	1.6240	2900.0	86	24864	No
53	GOM_NL__2PRFIN20061202_033741_000000382053_00262_24865_1493.N1	02-DEC-2006 03:37:41	Dark	38.000	113	Mu Vel	2.6920	5000.0	76	24865	No
54	GOM_NL__2PRFIN20061202_033934_000000322053_00262_24865_1494.N1	02-DEC-2006 03:39:34	Dark	32.000	124	The Car	2.7640	30000.	64	24865	No
55	GOM_NL__2PRFIN20061202_034220_000000332053_00262_24865_1495.N1	02-DEC-2006 03:42:20	Dark	33.000	29	Bet Car	1.6720	10200.	66	24865	No
56	GOM_NL__2PRFIN20061202_034416_000000392053_00262_24865_1496.N1	02-DEC-2006 03:44:16	Dark	38.500	41	Eps Car	1.8600	4100.0	77	24865	No
57	GOM_NL__2PRFIN20061202_034937_000000422053_00262_24865_1497.N1	02-DEC-2006 03:49:37	Dark	41.500	2	Alp Car	-0.73600	7000.0	83	24865	No
58	GOM_NL__2PRFIN20061202_040344_000000412053_00262_24865_1498.N1	02-DEC-2006 04:03:44	Straylight	40.500	165	34Gam Eri	2.9500	3200.0	81	24865	No
59	GOM_NL__2PRFIN20061202_040905_000000452053_00262_24865_1499.N1	02-DEC-2006 04:09:05	Twilight	45.000	94	92Alp Cet	2.5260	3100.0	90	24865	No
60	GOM_NL__2PRFIN20061202_041450_000000322053_00262_24865_1500.N1	02-DEC-2006 04:14:50	Bright	31.500	146	25Eta Tau	2.8730	15200.	63	24865	No
61	GOM_NL__2PRFIN20061202_041711_000000332053_00262_24865_1501.N1	02-DEC-2006 04:17:11	Bright	32.500	150	44Zet Per	2.8900	28000.	65	24865	No
62	GOM_NL__2PRFIN20061202_041928_000000302053_00262_24865_1502.N1	02-DEC-2006 04:19:28	Bright	30.000	79	26Bet Per	2.3100	13100.	60	24865	No
63	GOM_NL__2PRFIN20061202_042138_000000312053_00262_24865_1503.N1	02-DEC-2006 04:21:38	Bright	30.500	175	39Del Per	3.0100	19400.	61	24865	No
64	GOM_NL__2PRFIN20061202_042300_000000302053_00262_24865_1504.N1	02-DEC-2006 04:23:00	Bright	29.500	160	23Gam Per	2.9300	4700.0	59	24865	No
65	GOM_NL__2PRFIN20061202_043304_000000292053_00262_24865_1505.N1	02-DEC-2006 04:33:04	Bright	28.500	49	1Alp UMi	1.9900	6300.0	57	24865	No
66	GOM_NL__2PRFIN20061202_043745_000000322053_00262_24865_1506.N1	02-DEC-2006 04:37:45	Bright	32.000	60	7Bet UMi	2.0810	3950.0	64	24865	No
67	GOM_NL__2PRFIN20061202_044256_000000312053_00262_24865_1507.N1	02-DEC-2006 04:42:56	Bright	31.000	32	77Eps UMa	1.7630	11000.	62	24865	No
68	GOM_NL__2PRFIN20061202_044502_000000302053_00262_24865_1508.N1	02-DEC-2006 04:45:02	Bright	29.500	39	85Eta UMa	1.8540	24000.	59	24865	No
69	GOM_NL__2PRFIN20061202_044757_000000292053_00262_24865_1509.N1	02-DEC-2006 04:47:57	Bright	28.500	180	27Gam Boo	3.0400	8000.0	57	24865	No
70	GOM_NL__2PRFIN20061202_045330_000000292053_00262_24865_1510.N1	02-DEC-2006 04:53:30	Bright	28.500	3	16Alp Boo	-0.050000	4250.0	57	24865	No
71	GOM_NL__2PRFIN20061202_045708_000000352053_00262_24865_1511.N1	02-DEC-2006 04:57:08	Bright	35.000	138	47Eps Vir	2.8280	4700.0	70	24865	No
72	GOM_NL__2PRFIN20061202_050255_000000352053_00262_24865_1512.N1	02-DEC-2006 05:02:55	Bright	34.500	15	67Alp Vir	0.97600	28000.	69	24865	No
73	GOM_NL__2PRFIN20061202_050618_000000372053_00262_24865_1513.N1	02-DEC-2006 05:06:18	Twilight	37.000	163	7Del Crv	2.9450	11000.	74	24865	No
74	GOM_NL__2PRFIN20061202_050755_000000392053_00262_24865_1514.N1	02-DEC-2006 05:07:55	Twilight	39.000	106	9Bet Crv	2.6480	5600.0	78	24865	No
75	GOM_NL__2PRFIN20061202_050950_000000332053_00262_24865_1515.N1	02-DEC-2006 05:09:50	Dark	33.000	123	1ot Cen	2.7500	10200.	66	24865	No
76	GOM_NL__2PRFIN20061202_051559_000000422053_00262_24865_1516.N1	02-DEC-2006 05:15:59	Dark	42.000	26	Gam Cru	1.6240	2900.0	84	24865	No
77	GOM_NL__2PRFIN20061202_051818_000000362053_00263_24866_1492.N1	02-DEC-2006 05:18:18	Dark	36.000	113	Mu Vel	2.6920	5000.0	72	24866	No
78	GOM_NL__2PRFIN20061202_052010_000000332053_00263_24866_1493.N1	02-DEC-2006 05:20:10	Dark	32.500	124	The Car	2.7640	30000.	65	24866	No
79	GOM_NL__2PRFIN20061202_052256_000000322053_00263_24866_1494.N1	02-DEC-2006 05:22:56	Dark	32.000	29	Bet Car	1.6720	10200.	64	24866	No
80	GOM_NL__2PRFIN20061202_052453_000000362053_00263_24866_1495.N1	02-DEC-2006 05:24:53	Dark	36.000	41	Eps Car	1.8600	4100.0	72	24866	No
81	GOM_NL__2PRFIN20061202_053013_000000432053_00263_24866_1496.N1	02-DEC-2006 05:30:13	Dark	42.500	2	Alp Car	-0.73600	7000.0	85	24866	No
82	GOM_NL__2PRFIN20061202_054419_000000392053_00263_24866_1497.N1	02-DEC-2006 05:44:19	Straylight	39.000	165	34Gam Eri	2.9500	3200.0	78	24866	No
83	GOM_NL__2PRFIN20061202_054941_000000362053_00263_24866_1498.N1	02-DEC-2006 05:49:41	Twilight	35.500	94	92Alp Cet	2.5260	3100.0	71	24866	No
84	GOM_NL__2PRFIN20061202_055525_000000332053_00263_24866_1499.N1	02-DEC-2006 05:55:25	Bright	32.500	146	25Eta Tau	2.8730	15200.	65	24866	No
85	GOM_NL__2PRFIN20061202_055747_000000322053_00263_24866_1500.N1	02-DEC-2006 05:57:47	Bright	32.000	150	44Zet Per	2.8900	28000.	64	24866	No
86	GOM_NL__2PRFIN20061202_060004_000000312053_00263_24866_1501.N1	02-DEC-2006 06:00:04	Bright	30.500	79	26Bet Per	2.3100	13100.	61	24866	No
87	GOM_NL__2PRFIN20061202_060214_000000302053_00263_24866_1502.N1	02-DEC-2006 06:02:14	Bright	30.000	175	39Del Per	3.0100	19400.	60	24866	No
88	GOM_NL__2PRFIN20061202_060336_000000302053_00263_24866_1503.N1	02-DEC-2006 06:03:36	Bright	30.000	160	23Gam Per	2.9300	4700.0	60	24866	No
89	GOM_NL__2PRFIN20061202_061340_000000312053_00263_24866_1504.N1	02-DEC-2006 06:13:40	Bright	30.500	49	1Alp UMi	1.9900	6300.0	61	24866	No
90	GOM_NL__2PRFIN20061202_061821_000000302053_00263_24866_1505.N1	02-DEC-2006 06:18:21	Bright	30.000	60	7Bet UMi	2.0810	3950.0	60	24866	No
91	GOM_NL__2PRFIN20061202_062332_000000312053_00263_24866_1506.N1	02-DEC-2006 06:23:32	Bright	30.500	32	77Eps UMa	1.7630	11000.	61	24866	No
92	GOM_NL__2PRFIN20061202_062538_000000322053_00263_24866_1507.N1	02-DEC-2006 06:25:38	Bright	31.500	39	85Eta UMa	1.8540	24000.	63	24866	No
93	GOM_NL__2PRFIN20061202_062834_000000302053_00263_24866_1508.N1	02-DEC-2006 06:28:34	Bright	29.500	180	27Gam Boo	3.0400	8000.0	59	24866	No
94	GOM_NL__2PRFIN20061202_063406_000000292053_00263_24866_1509.N1	02-DEC-2006 06:34:06	Bright	29.000	3	16Alp Boo	-0.050000	4250.0	58	24866	No
95	GOM_NL__2PRFIN20061202_063745_000000352053_00263_24866_1510.N1	02-DEC-2006 06:37:45	Bright	35.000	138	47Eps Vir	2.8280	4700.0	70	24866	No
96	GOM_NL__2PRFIN20061202_064332_000000332053_00263_24866_1511.N1	02-DEC-2006 06:43:32	Bright	33.000	15	67Alp Vir	0.97600	28000.	66	24866	No
97	GOM_NL__2PRFIN20061202_064655_000000382053_00263_24866_1512.N1	02-DEC-2006 06:46:55	Twilight	38.000	163	7Del Crv	2.9450	11000.	76	24866	No
98	GOM_NL__2PRFIN20061202_064832_000000402053_00263_24866_1513.N1	02-DEC-2006 06:48:32	Twilight	39.500	106	9Bet Crv	2.6480	5600.0	79	24866	No
99	GOM_NL__2PRFIN20061202_065026_000000332053_00263_24866_1514.N1	02-DEC-2006 06:50:26	Dark	33.000	123	1ot Cen	2.7500	10200.	66	24866	No
100	GOM_NL__2PRFIN20061202_065635_000000442053_00263_24866_1515.N1	02-DEC-2006 06:56:35	Dark	43.500	26	Gam Cru	1.6240	2900.0	87	24866	No
101	GOM_NL__2PRFIN20061202_065854_000000372053_00264_24867_1491.N1	02-DEC-2006 06:58:54	Dark	37.000	113	Mu Vel	2.6920	5000.0	74	24867	No

102	GOM_NL__2PRFIN20061202_070047_000000332053_00264_24867_1492.N1	02-DEC-2006 07:00:47	Dark	32.500	124	The Car	2.7640	30000.	65	24867	No
103	GOM_NL__2PRFIN20061202_070333_000000332053_00264_24867_1493.N1	02-DEC-2006 07:03:33	Dark	32.500	29	Bet Car	1.6720	10200.	65	24867	No
104	GOM_NL__2PRFIN20061202_070529_000000372053_00264_24867_1494.N1	02-DEC-2006 07:05:29	Dark	37.000	41	Eps Car	1.8600	4100.0	74	24867	No
105	GOM_NL__2PRFIN20061202_071050_000000522053_00264_24867_1495.N1	02-DEC-2006 07:10:50	Dark	51.500	2	Alp Car	-0.73600	7000.0	103	24867	No
106	GOM_NL__2PRFIN20061202_072456_000000382053_00264_24867_1496.N1	02-DEC-2006 07:24:56	Straylight	38.000	165	34Gam Eri	2.9500	3200.0	76	24867	No
107	GOM_NL__2PRFIN20061202_073017_000000352053_00264_24867_1497.N1	02-DEC-2006 07:30:17	Twi_and_stray	34.500	94	92Alp Cet	2.5260	3100.0	69	24867	No
108	GOM_NL__2PRFIN20061202_073602_000000312053_00264_24867_1498.N1	02-DEC-2006 07:36:02	Bright	30.500	146	25Eta Tau	2.8730	15200.	61	24867	No
109	GOM_NL__2PRFIN20061202_073822_000000312053_00264_24867_1499.N1	02-DEC-2006 07:38:22	Bright	31.000	150	44Zet Per	2.8900	28000.	62	24867	No
110	GOM_NL__2PRFIN20061202_074039_000000312053_00264_24867_1500.N1	02-DEC-2006 07:40:39	Bright	31.000	79	26Bet Per	2.3100	13100.	62	24867	No
111	GOM_NL__2PRFIN20061202_074250_000000292053_00264_24867_1501.N1	02-DEC-2006 07:42:50	Bright	29.000	175	39Del Per	3.0100	19400.	58	24867	No
112	GOM_NL__2PRFIN20061202_074412_000000312053_00264_24867_1502.N1	02-DEC-2006 07:44:12	Bright	31.000	160	23Gam Per	2.9300	4700.0	62	24867	No
113	GOM_NL__2PRFIN20061202_075416_000000292053_00264_24867_1503.N1	02-DEC-2006 07:54:16	Bright	28.500	49	1Alp UMi	1.9900	6300.0	57	24867	No
114	GOM_NL__2PRFIN20061202_075857_000000462053_00264_24867_1504.N1	02-DEC-2006 07:58:57	Bright	45.500	60	7Bet UMi	2.0810	3950.0	91	24867	No
115	GOM_NL__2PRFIN20061202_080408_000000312053_00264_24867_1505.N1	02-DEC-2006 08:04:08	Bright	30.500	32	77Eps UMa	1.7630	11000.	61	24867	No
116	GOM_NL__2PRFIN20061202_080614_000000292053_00264_24867_1506.N1	02-DEC-2006 08:06:14	Bright	28.500	39	85Eta UMa	1.8540	24000.	57	24867	No
117	GOM_NL__2PRFIN20061202_080910_000000292053_00264_24867_1507.N1	02-DEC-2006 08:09:10	Bright	28.500	180	27Gam Boo	3.0400	8000.0	57	24867	No
118	GOM_NL__2PRFIN20061202_081443_000000282053_00264_24867_1508.N1	02-DEC-2006 08:14:43	Bright	28.000	3	16Alp Boo	-0.050000	4250.0	56	24867	No
119	GOM_NL__2PRFIN20061202_081821_000000352053_00264_24867_1509.N1	02-DEC-2006 08:18:21	Bright	34.500	138	47Eps Vir	2.8280	4700.0	69	24867	No
120	GOM_NL__2PRFIN20061202_082408_000000492053_00264_24867_1510.N1	02-DEC-2006 08:24:08	Bright	49.000	15	67Alp Vir	0.97600	28000.	98	24867	No
121	GOM_NL__2PRFIN20061202_082731_000000392053_00264_24867_1511.N1	02-DEC-2006 08:27:31	Twi_and_stray	38.500	163	7Del Crv	2.9450	11000.	77	24867	No
122	GOM_NL__2PRFIN20061202_082908_000000412053_00264_24867_1512.N1	02-DEC-2006 08:29:08	Twilight	41.000	106	9Bet Crv	2.6480	5600.0	82	24867	No
123	GOM_NL__2PRFIN20061202_083103_000000332053_00264_24867_1513.N1	02-DEC-2006 08:31:03	Dark	33.000	123	lot Cen	2.7500	10200.	66	24867	No
124	GOM_NL__2PRFIN20061202_083712_000000382053_00264_24867_1514.N1	02-DEC-2006 08:37:12	Dark	37.500	26	Gam Cru	1.6240	2900.0	75	24867	No
125	GOM_NL__2PRFIN20061202_083931_000000372053_00265_24868_1490.N1	02-DEC-2006 08:39:31	Dark	37.000	113	Mu Vel	2.6920	5000.0	74	24868	No
126	GOM_NL__2PRFIN20061202_084123_000000322053_00265_24868_1491.N1	02-DEC-2006 08:41:23	Dark	31.500	124	The Car	2.7640	30000.	63	24868	No
127	GOM_NL__2PRFIN20061202_084409_000000332053_00265_24868_1492.N1	02-DEC-2006 08:44:09	Dark	32.500	29	Bet Car	1.6720	10200.	65	24868	No
128	GOM_NL__2PRFIN20061202_084606_000000382053_00265_24868_1493.N1	02-DEC-2006 08:46:06	Dark	37.500	41	Eps Car	1.8600	4100.0	75	24868	No
129	GOM_NL__2PRFIN20061202_085126_000000472053_00265_24868_1494.N1	02-DEC-2006 08:51:26	Dark	46.500	2	Alp Car	-0.73600	7000.0	93	24868	No
130	GOM_NL__2PRFIN20061202_090532_000000382053_00265_24868_1495.N1	02-DEC-2006 09:05:32	Straylight	38.000	165	34Gam Eri	2.9500	3200.0	76	24868	No
131	GOM_NL__2PRFIN20061202_091053_000000362053_00265_24868_1496.N1	02-DEC-2006 09:10:53	Twi_and_stray	36.000	94	92Alp Cet	2.5260	3100.0	72	24868	No
132	GOM_NL__2PRFIN20061202_091637_000000322053_00265_24868_1497.N1	02-DEC-2006 09:16:37	Bright	31.500	146	25Eta Tau	2.8730	15200.	63	24868	No
133	GOM_NL__2PRFIN20061202_091858_000000322053_00265_24868_1498.N1	02-DEC-2006 09:18:58	Bright	31.500	150	44Zet Per	2.8900	28000.	63	24868	No
134	GOM_NL__2PRFIN20061202_092115_000000302053_00265_24868_1499.N1	02-DEC-2006 09:21:15	Bright	30.000	79	26Bet Per	2.3100	13100.	60	24868	No
135	GOM_NL__2PRFIN20061202_092326_000000312053_00265_24868_1500.N1	02-DEC-2006 09:23:26	Bright	30.500	175	39Del Per	3.0100	19400.	61	24868	No
136	GOM_NL__2PRFIN20061202_092448_000000302053_00265_24868_1501.N1	02-DEC-2006 09:24:48	Bright	30.000	160	23Gam Per	2.9300	4700.0	60	24868	No
137	GOM_NL__2PRFIN20061202_093452_000000312053_00265_24868_1502.N1	02-DEC-2006 09:34:52	Bright	30.500	49	1Alp UMi	1.9900	6300.0	61	24868	No
138	GOM_NL__2PRFIN20061202_093933_000000312053_00265_24868_1503.N1	02-DEC-2006 09:39:33	Bright	31.000	60	7Bet UMi	2.0810	3950.0	62	24868	No
139	GOM_NL__2PRFIN20061202_094444_000000312053_00265_24868_1504.N1	02-DEC-2006 09:44:44	Bright	30.500	32	77Eps UMa	1.7630	11000.	61	24868	No
140	GOM_NL__2PRFIN20061202_094650_000000332053_00265_24868_1505.N1	02-DEC-2006 09:46:50	Bright	32.500	39	85Eta UMa	1.8540	24000.	65	24868	No
141	GOM_NL__2PRFIN20061202_094946_000000282053_00265_24868_1506.N1	02-DEC-2006 09:49:46	Bright	28.000	180	27Gam Boo	3.0400	8000.0	56	24868	No
142	GOM_NL__2PRFIN20061202_095519_000000292053_00265_24868_1507.N1	02-DEC-2006 09:55:19	Bright	29.000	3	16Alp Boo	-0.050000	4250.0	58	24868	No
143	GOM_NL__2PRFIN20061202_095857_000000342053_00265_24868_1508.N1	02-DEC-2006 09:58:57	Bright	34.000	138	47Eps Vir	2.8280	4700.0	68	24868	No
144	GOM_NL__2PRFIN20061202_100444_000000372053_00265_24868_1509.N1	02-DEC-2006 10:04:44	Bright	36.500	15	67Alp Vir	0.97600	28000.	73	24868	No
145	GOM_NL__2PRFIN20061202_100808_000000352053_00265_24868_1510.N1	02-DEC-2006 10:08:08	Twi_and_stray	35.000	163	7Del Crv	2.9450	11000.	70	24868	No
146	GOM_NL__2PRFIN20061202_100945_000000382053_00265_24868_1511.N1	02-DEC-2006 10:09:45	Twilight	38.000	106	9Bet Crv	2.6480	5600.0	76	24868	No
147	GOM_NL__2PRFIN20061202_101139_000000322053_00265_24868_1512.N1	02-DEC-2006 10:11:39	Dark	32.000	123	lot Cen	2.7500	10200.	64	24868	No
148	GOM_NL__2PRFIN20061202_101748_000000372053_00265_24868_1513.N1	02-DEC-2006 10:17:48	Dark	36.500	26	Gam Cru	1.6240	2900.0	73	24868	No
149	GOM_NL__2PRFIN20061202_102008_000000382053_00266_24869_1549.N1	02-DEC-2006 10:20:08	Dark	38.000	113	Mu Vel	2.6920	5000.0	76	24869	No
150	GOM_NL__2PRFIN20061202_102159_000000322053_00266_24869_1550.N1	02-DEC-2006 10:21:59	Dark	31.500	124	The Car	2.7640	30000.	63	24869	No
151	GOM_NL__2PRFIN20061202_102445_000000322053_00266_24869_1551.N1	02-DEC-2006 10:24:45	Dark	32.000	29	Bet Car	1.6720	10200.	64	24869	No
152	GOM_NL__2PRFIN20061202_102643_000000452053_00266_24869_1552.N1	02-DEC-2006 10:26:43	Dark	45.000	41	Eps Car	1.8600	4100.0	90	24869	No
153	GOM_NL__2PRFIN20061202_103202_000000452053_00266_24869_1553.N1	02-DEC-2006 10:32:02	Dark	44.500	2	Alp Car	-0.73600	7000.0	89	24869	No
154	GOM_NL__2PRFIN20061202_104608_000000392053_00266_24869_1554.N1	02-DEC-2006 10:46:08	Straylight	38.500	165	34Gam Eri	2.9500	3200.0	77	24869	No
155	GOM_NL__2PRFIN20061202_105129_000000382053_00266_24869_1555.N1	02-DEC-2006 10:51:29	Twi_and_stray	38.000	94	92Alp Cet	2.5260	3100.0	76	24869	No
156	GOM_NL__2PRFIN20061202_105713_000000322053_00266_24869_1556.N1	02-DEC-2006 10:57:13	Bright	32.000	146	25Eta Tau	2.8730	15200.	64	24869	No
157	GOM_NL__2PRFIN20061202_105934_000000332053_00266_24869_1557.N1	02-DEC-2006 10:59:34	Bright	32.500	150	44Zet Per	2.8900	28000.	65	24869	No
158	GOM_NL__2PRFIN20061202_110151_000000312053_00266_24869_1558.N1	02-DEC-2006 11:01:51	Bright	30.500	79	26Bet Per	2.3100	13100.	61	24869	No
159	GOM_NL__2PRFIN20061202_110401_000000302053_00266_24869_1559.N1	02-DEC-2006 11:04:01	Bright	30.000	175	39Del Per	3.0100	19400.	60	24869	No
160	GOM_NL__2PRFIN20061202_110523_000000322053_00266_24869_1560.N1	02-DEC-2006 11:05:23	Bright	31.500	160	23Gam Per	2.9300	4700.0	63	24869	No

161	GOM_NL__2PRFIN20061202_111528_000000302053_00266_24869_1561.N1	02-DEC-2006 11:15:28	Bright	29.500	49	1Alp UMi	1.9900	6300.0	59	24869	No
162	GOM_NL__2PRFIN20061202_112009_000000332053_00266_24869_1562.N1	02-DEC-2006 11:20:09	Bright	32.500	60	7Bet UMi	2.0810	3950.0	65	24869	No
163	GOM_NL__2PRFIN20061202_112520_000000332053_00266_24869_1563.N1	02-DEC-2006 11:25:20	Bright	32.500	32	77Eps UMa	1.7630	11000.	65	24869	No
164	GOM_NL__2PRFIN20061202_112726_000000322053_00266_24869_1564.N1	02-DEC-2006 11:27:26	Bright	31.500	39	85Eta UMa	1.8540	24000.	63	24869	No
165	GOM_NL__2PRFIN20061202_113022_000000302053_00266_24869_1565.N1	02-DEC-2006 11:30:22	Bright	30.000	180	27Gam Boo	3.0400	8000.0	60	24869	No
166	GOM_NL__2PRFIN20061202_113555_000000292053_00266_24869_1566.N1	02-DEC-2006 11:35:55	Bright	29.000	3	16Alp Boo	-0.050000	4250.0	58	24869	No
167	GOM_NL__2PRFIN20061202_113934_000000352053_00266_24869_1567.N1	02-DEC-2006 11:39:34	Bright	34.500	138	47Eps Vir	2.8280	4700.0	69	24869	No
168	GOM_NL__2PRFIN20061202_114521_000000342053_00266_24869_1568.N1	02-DEC-2006 11:45:21	Bright	33.500	15	67Alp Vir	0.97600	28000.	67	24869	No
169	GOM_NL__2PRFIN20061202_114845_000000352053_00266_24869_1569.N1	02-DEC-2006 11:48:45	Twi_and_stray	35.000	163	7Del Crv	2.9450	11000.	70	24869	No
170	GOM_NL__2PRFIN20061202_115021_000000402053_00266_24869_1570.N1	02-DEC-2006 11:50:21	Dark	40.000	106	9Bet Crv	2.6480	5600.0	80	24869	No
171	GOM_NL__2PRFIN20061202_115215_000000342053_00266_24869_1571.N1	02-DEC-2006 11:52:15	Dark	33.500	123	1ot Cen	2.7500	10200.	67	24869	No
172	GOM_NL__2PRFIN20061202_115824_000000462053_00266_24869_1572.N1	02-DEC-2006 11:58:24	Dark	45.500	26	Gam Cru	1.6240	2900.0	91	24869	No
173	GOM_NL__2PRFIN20061202_120045_000000402053_00267_24870_1548.N1	02-DEC-2006 12:00:45	Dark	39.500	113	Mu Vel	2.6920	5000.0	79	24870	No
174	GOM_NL__2PRFIN20061202_120236_000000332053_00267_24870_1549.N1	02-DEC-2006 12:02:36	Dark	33.000	124	The Car	2.7640	30000.	66	24870	No
175	GOM_NL__2PRFIN20061202_120521_000000342053_00267_24870_1550.N1	02-DEC-2006 12:05:21	Dark	33.500	29	Bet Car	1.6720	10200.	67	24870	No
176	GOM_NL__2PRFIN20061202_120719_000000382053_00267_24870_1551.N1	02-DEC-2006 12:07:19	Dark	38.000	41	Eps Car	1.8600	4100.0	76	24870	No
177	GOM_NL__2PRFIN20061202_121239_000000412053_00267_24870_1552.N1	02-DEC-2006 12:12:39	Dark	41.000	2	Alp Car	-0.73600	7000.0	82	24870	No
178	GOM_NL__2PRFIN20061202_122644_000000402053_00267_24870_1553.N1	02-DEC-2006 12:26:44	Straylight	40.000	165	34Gam Eri	2.9500	3200.0	80	24870	No
179	GOM_NL__2PRFIN20061202_123205_000000372053_00267_24870_1554.N1	02-DEC-2006 12:32:05	Twi_and_stray	37.000	94	92Alp Cet	2.5260	3100.0	74	24870	No
180	GOM_NL__2PRFIN20061202_123748_000000342053_00267_24870_1555.N1	02-DEC-2006 12:37:48	Bright	33.500	146	25Eta Tau	2.8730	15200.	67	24870	No
181	GOM_NL__2PRFIN20061202_124009_000000332053_00267_24870_1556.N1	02-DEC-2006 12:40:09	Bright	33.000	150	44Zet Per	2.8900	28000.	66	24870	No
182	GOM_NL__2PRFIN20061202_124227_000000302053_00267_24870_1557.N1	02-DEC-2006 12:42:27	Bright	30.000	79	26Bet Per	2.3100	13100.	60	24870	No
183	GOM_NL__2PRFIN20061202_124437_000000312053_00267_24870_1558.N1	02-DEC-2006 12:44:37	Bright	30.500	175	39Del Per	3.0100	19400.	61	24870	No
184	GOM_NL__2PRFIN20061202_124559_000000302053_00267_24870_1559.N1	02-DEC-2006 12:45:59	Bright	30.000	160	23Gam Per	2.9300	4700.0	60	24870	No
185	GOM_NL__2PRFIN20061202_125604_000000302053_00267_24870_1560.N1	02-DEC-2006 12:56:04	Bright	30.000	49	1Alp UMi	1.9900	6300.0	60	24870	No
186	GOM_NL__2PRFIN20061202_130045_000000282053_00267_24870_1561.N1	02-DEC-2006 13:00:45	Bright	27.500	60	7Bet UMi	2.0810	3950.0	55	24870	No
187	GOM_NL__2PRFIN20061202_130555_000000342053_00267_24870_1562.N1	02-DEC-2006 13:05:55	Bright	34.000	32	77Eps UMa	1.7630	11000.	68	24870	No
188	GOM_NL__2PRFIN20061202_130802_000000302053_00267_24870_1563.N1	02-DEC-2006 13:08:02	Bright	30.000	39	85Eta UMa	1.8540	24000.	60	24870	No
189	GOM_NL__2PRFIN20061202_131057_000000312053_00267_24870_1564.N1	02-DEC-2006 13:10:57	Bright	31.000	180	27Gam Boo	3.0400	8000.0	62	24870	No
190	GOM_NL__2PRFIN20061202_131631_000000292053_00267_24870_1565.N1	02-DEC-2006 13:16:31	Bright	28.500	3	16Alp Boo	-0.050000	4250.0	57	24870	No
191	GOM_NL__2PRFIN20061202_132010_000000352053_00267_24870_1566.N1	02-DEC-2006 13:20:10	Bright	34.500	138	47Eps Vir	2.8280	4700.0	69	24870	No
192	GOM_NL__2PRFIN20061202_132557_000000442053_00267_24870_1567.N1	02-DEC-2006 13:25:57	Bright	43.500	15	67Alp Vir	0.97600	28000.	87	24870	No
193	GOM_NL__2PRFIN20061202_132921_000000252053_00267_24870_1568.N1	02-DEC-2006 13:29:21	Twi_and_stray	25.000	163	7Del Crv	2.9450	11000.	50	24870	No
194	GOM_NL__2PRFIN20061202_133058_000000372053_00267_24870_1569.N1	02-DEC-2006 13:30:58	Dark	37.000	106	9Bet Crv	2.6480	5600.0	74	24870	No
195	GOM_NL__2PRFIN20061202_133252_000000352053_00267_24870_1570.N1	02-DEC-2006 13:32:52	Dark	34.500	123	1ot Cen	2.7500	10200.	69	24870	No
196	GOM_NL__2PRFIN20061202_133901_000000392053_00267_24870_1571.N1	02-DEC-2006 13:39:01	Dark	39.000	26	Gam Cru	1.6240	2900.0	78	24870	No
197	GOM_NL__2PRFIN20061202_134121_000000372053_00268_24871_1547.N1	02-DEC-2006 13:41:21	Dark	37.000	113	Mu Vel	2.6920	5000.0	74	24871	No
198	GOM_NL__2PRFIN20061202_134312_000000322053_00268_24871_1548.N1	02-DEC-2006 13:43:12	Dark	32.000	124	The Car	2.7640	30000.	64	24871	No
199	GOM_NL__2PRFIN20061202_134558_000000332053_00268_24871_1549.N1	02-DEC-2006 13:45:58	Dark	32.500	29	Bet Car	1.6720	10200.	65	24871	No
200	GOM_NL__2PRFIN20061202_134756_000000412053_00268_24871_1550.N1	02-DEC-2006 13:47:56	Dark	41.000	41	Eps Car	1.8600	4100.0	82	24871	No
201	GOM_NL__2PRFIN20061202_135315_000000492053_00268_24871_1551.N1	02-DEC-2006 13:53:15	Dark	49.000	2	Alp Car	-0.73600	7000.0	98	24871	No
202	GOM_NL__2PRFIN20061202_140720_000000392053_00268_24871_1552.N1	02-DEC-2006 14:07:20	Straylight	39.000	165	34Gam Eri	2.9500	3200.0	78	24871	No
203	GOM_NL__2PRFIN20061202_141241_000000392053_00268_24871_1553.N1	02-DEC-2006 14:12:41	Twi_and_stray	39.000	94	92Alp Cet	2.5260	3100.0	78	24871	No
204	GOM_NL__2PRFIN20061202_141824_000000332053_00268_24871_1554.N1	02-DEC-2006 14:18:24	Bright	33.000	146	25Eta Tau	2.8730	15200.	66	24871	No
205	GOM_NL__2PRFIN20061202_142045_000000322053_00268_24871_1555.N1	02-DEC-2006 14:20:45	Bright	31.500	150	44Zet Per	2.8900	28000.	63	24871	No
206	GOM_NL__2PRFIN20061202_142303_000000292053_00268_24871_1556.N1	02-DEC-2006 14:23:03	Bright	28.500	79	26Bet Per	2.3100	13100.	57	24871	No
207	GOM_NL__2PRFIN20061202_142513_000000312053_00268_24871_1557.N1	02-DEC-2006 14:25:13	Bright	30.500	175	39Del Per	3.0100	19400.	61	24871	No
208	GOM_NL__2PRFIN20061202_142635_000000312053_00268_24871_1558.N1	02-DEC-2006 14:26:35	Bright	31.000	160	23Gam Per	2.9300	4700.0	62	24871	No
209	GOM_NL__2PRFIN20061202_143640_000000302053_00268_24871_1559.N1	02-DEC-2006 14:36:40	Bright	29.500	49	1Alp UMi	1.9900	6300.0	59	24871	No
210	GOM_NL__2PRFIN20061202_144121_000000312053_00268_24871_1560.N1	02-DEC-2006 14:41:21	Bright	30.500	60	7Bet UMi	2.0810	3950.0	61	24871	No
211	GOM_NL__2PRFIN20061202_144631_000000342053_00268_24871_1561.N1	02-DEC-2006 14:46:31	Bright	34.000	32	77Eps UMa	1.7630	11000.	68	24871	No
212	GOM_NL__2PRFIN20061202_144838_000000302053_00268_24871_1562.N1	02-DEC-2006 14:48:38	Bright	30.000	39	85Eta UMa	1.8540	24000.	60	24871	No
213	GOM_NL__2PRFIN20061202_145134_000000292053_00268_24871_1563.N1	02-DEC-2006 14:51:34	Bright	29.000	180	27Gam Boo	3.0400	8000.0	58	24871	No
214	GOM_NL__2PRFIN20061202_145707_000000292053_00268_24871_1564.N1	02-DEC-2006 14:57:07	Bright	28.500	3	16Alp Boo	-0.050000	4250.0	57	24871	No
215	GOM_NL__2PRFIN20061202_150046_000000362053_00268_24871_1565.N1	02-DEC-2006 15:00:46	Bright	35.500	138	47Eps Vir	2.8280	4700.0	71	24871	No
216	GOM_NL__2PRFIN20061202_150634_000000332053_00268_24871_1566.N1	02-DEC-2006 15:06:34	Bright	32.500	15	67Alp Vir	0.97600	28000.	65	24871	No
217	GOM_NL__2PRFIN20061202_150958_000000252053_00268_24871_1567.N1	02-DEC-2006 15:09:58	Twi_and_stray	25.000	163	7Del Crv	2.9450	11000.	50	24871	No
218	GOM_NL__2PRFIN20061202_151135_000000402053_00268_24871_1568.N1	02-DEC-2006 15:11:35	Dark	39.500	106	9Bet Crv	2.6480	5600.0	79	24871	No
219	GOM_NL__2PRFIN20061202_151328_000000342053_00268_24871_1569.N1	02-DEC-2006 15:13:28	Dark	33.500	123	1ot Cen	2.7500	10200.	67	24871	No

220	GOM_NL__2PRFIN20061202_151937_000000462053_00268_24871_1570.N1	02-DEC-2006 15:19:37	Dark	46.000	26	Gam Cru	1.6240	2900.0	92	24871	No
221	GOM_NL__2PRFIN20061202_152158_000000372053_00269_24872_1546.N1	02-DEC-2006 15:21:58	Dark	36.500	113	Mu Vel	2.6920	5000.0	73	24872	No
222	GOM_NL__2PRFIN20061202_152348_000000322053_00269_24872_1547.N1	02-DEC-2006 15:23:48	Dark	32.000	124	The Car	2.7640	30000.	64	24872	No
223	GOM_NL__2PRFIN20061202_152634_000000342053_00269_24872_1548.N1	02-DEC-2006 15:26:34	Dark	34.000	29	Bet Car	1.6720	10200.	68	24872	No
224	GOM_NL__2PRFIN20061202_152832_000000382053_00269_24872_1549.N1	02-DEC-2006 15:28:32	Dark	38.000	41	Eps Car	1.8600	4100.0	76	24872	No
225	GOM_NL__2PRFIN20061202_153352_000000482053_00269_24872_1550.N1	02-DEC-2006 15:33:52	Dark	48.000	2	Alp Car	-0.73600	7000.0	96	24872	No
226	GOM_NL__2PRFIN20061202_154756_000000372053_00269_24872_1551.N1	02-DEC-2006 15:47:56	Straylight	37.000	165	34Gam Eri	2.9500	3200.0	74	24872	No
227	GOM_NL__2PRFIN20061202_155317_000000372053_00269_24872_1552.N1	02-DEC-2006 15:53:17	Tw_i_and_stray	36.500	94	92Alp Cet	2.5260	3100.0	73	24872	No
228	GOM_NL__2PRFIN20061202_155900_000000322053_00269_24872_1553.N1	02-DEC-2006 15:59:00	Bright	31.500	146	25Eta Tau	2.8730	15200.	63	24872	No
229	GOM_NL__2PRFIN20061202_160121_000000322053_00269_24872_1554.N1	02-DEC-2006 16:01:21	Bright	32.000	150	44Zet Per	2.8900	28000.	64	24872	No
230	GOM_NL__2PRFIN20061202_160339_000000312053_00269_24872_1555.N1	02-DEC-2006 16:03:39	Bright	31.000	79	26Bet Per	2.3100	13100.	62	24872	No
231	GOM_NL__2PRFIN20061202_160548_000000302053_00269_24872_1556.N1	02-DEC-2006 16:05:48	Bright	29.500	175	39Del Per	3.0100	19400.	59	24872	No
232	GOM_NL__2PRFIN20061202_160711_000000362053_00269_24872_1557.N1	02-DEC-2006 16:07:11	Bright	35.500	160	23Gam Per	2.9300	4700.0	71	24872	No
233	GOM_NL__2PRFIN20061202_161716_000000292053_00269_24872_1558.N1	02-DEC-2006 16:17:16	Bright	28.500	49	1Alp UMi	1.9900	6300.0	57	24872	No
234	GOM_NL__2PRFIN20061202_162156_000000302053_00269_24872_1559.N1	02-DEC-2006 16:21:56	Bright	30.000	60	7Bet UMi	2.0810	3950.0	60	24872	No
235	GOM_NL__2PRFIN20061202_162707_000000332053_00269_24872_1560.N1	02-DEC-2006 16:27:07	Bright	33.000	32	77Eps UMa	1.7630	11000.	66	24872	No
236	GOM_NL__2PRFIN20061202_162914_000000482053_00269_24872_1561.N1	02-DEC-2006 16:29:14	Bright	48.000	39	85Eta UMa	1.8540	24000.	96	24872	No
237	GOM_NL__2PRFIN20061202_163210_000000292053_00269_24872_1562.N1	02-DEC-2006 16:32:10	Bright	28.500	180	27Gam Boo	3.0400	8000.0	57	24872	No
238	GOM_NL__2PRFIN20061202_163743_000000292053_00269_24872_1563.N1	02-DEC-2006 16:37:43	Bright	29.000	3	16Alp Boo	-0.050000	4250.0	58	24872	No
239	GOM_NL__2PRFIN20061202_164122_000000362053_00269_24872_1564.N1	02-DEC-2006 16:41:22	Bright	35.500	138	47Eps Vir	2.8280	4700.0	71	24872	No
240	GOM_NL__2PRFIN20061202_164710_000000342053_00269_24872_1565.N1	02-DEC-2006 16:47:10	Bright	33.500	15	67Alp Vir	0.97600	28000.	67	24872	No
241	GOM_NL__2PRFIN20061202_165035_000000352053_00269_24872_1566.N1	02-DEC-2006 16:50:35	Tw_i_and_stray	35.000	169	46Gam Hya	2.9910	4700.0	70	24872	No
242	GOM_NL__2PRFIN20061202_165211_000000382053_00269_24872_1567.N1	02-DEC-2006 16:52:11	Dark	38.000	106	9Bet Crv	2.6480	5600.0	76	24872	No
243	GOM_NL__2PRFIN20061202_165404_000000352053_00269_24872_1568.N1	02-DEC-2006 16:54:04	Dark	34.500	123	1ot Cen	2.7500	10200.	69	24872	No
244	GOM_NL__2PRFIN20061202_170013_000000452053_00269_24872_1569.N1	02-DEC-2006 17:00:13	Dark	45.000	26	Gam Cru	1.6240	2900.0	90	24872	No
245	GOM_NL__2PRFIN20061202_170235_000000372053_00270_24873_1545.N1	02-DEC-2006 17:02:35	Dark	37.000	113	Mu Vel	2.6920	5000.0	74	24873	No
246	GOM_NL__2PRFIN20061202_170425_000000322053_00270_24873_1546.N1	02-DEC-2006 17:04:25	Dark	31.500	124	The Car	2.7640	30000.	63	24873	No
247	GOM_NL__2PRFIN20061202_170711_000000322053_00270_24873_1547.N1	02-DEC-2006 17:07:11	Dark	32.000	29	Bet Car	1.6720	10200.	64	24873	No
248	GOM_NL__2PRFIN20061202_170909_000000392053_00270_24873_1548.N1	02-DEC-2006 17:09:09	Dark	38.500	41	Eps Car	1.8600	4100.0	77	24873	No
249	GOM_NL__2PRFIN20061202_171428_000000432053_00270_24873_1549.N1	02-DEC-2006 17:14:28	Dark	43.000	2	Alp Car	-0.73600	7000.0	86	24873	No
250	GOM_NL__2PRFIN20061202_172832_000000412053_00270_24873_1550.N1	02-DEC-2006 17:28:32	Straylight	41.000	165	34Gam Eri	2.9500	3200.0	82	24873	No
251	GOM_NL__2PRFIN20061202_173353_000000442053_00270_24873_1551.N1	02-DEC-2006 17:33:53	Tw_i_and_stray	44.000	94	92Alp Cet	2.5260	3100.0	88	24873	No
252	GOM_NL__2PRFIN20061202_173936_000000312053_00270_24873_1552.N1	02-DEC-2006 17:39:36	Bright	31.000	146	25Eta Tau	2.8730	15200.	62	24873	No
253	GOM_NL__2PRFIN20061202_174157_000000322053_00270_24873_1553.N1	02-DEC-2006 17:41:57	Bright	31.500	150	44Zet Per	2.8900	28000.	63	24873	No
254	GOM_NL__2PRFIN20061202_174414_000000312053_00270_24873_1554.N1	02-DEC-2006 17:44:14	Bright	30.500	79	26Bet Per	2.3100	13100.	61	24873	No
255	GOM_NL__2PRFIN20061202_174624_000000312053_00270_24873_1555.N1	02-DEC-2006 17:46:24	Bright	30.500	175	39Del Per	3.0100	19400.	61	24873	No
256	GOM_NL__2PRFIN20061202_174747_000000302053_00270_24873_1556.N1	02-DEC-2006 17:47:47	Bright	30.000	160	23Gam Per	2.9300	4700.0	60	24873	No
257	GOM_NL__2PRFIN20061202_175752_000000312053_00270_24873_1557.N1	02-DEC-2006 17:57:52	Bright	31.000	49	1Alp UMi	1.9900	6300.0	62	24873	No
258	GOM_NL__2PRFIN20061202_180232_000000322053_00270_24873_1558.N1	02-DEC-2006 18:02:32	Bright	31.500	60	7Bet UMi	2.0810	3950.0	63	24873	No
259	GOM_NL__2PRFIN20061202_180743_000000322053_00270_24873_1559.N1	02-DEC-2006 18:07:43	Bright	32.000	32	77Eps UMa	1.7630	11000.	64	24873	No
260	GOM_NL__2PRFIN20061202_180950_000000292053_00270_24873_1560.N1	02-DEC-2006 18:09:50	Bright	29.000	39	85Eta UMa	1.8540	24000.	58	24873	No
261	GOM_NL__2PRFIN20061202_181246_000000292053_00270_24873_1561.N1	02-DEC-2006 18:12:46	Bright	28.500	180	27Gam Boo	3.0400	8000.0	57	24873	No
262	GOM_NL__2PRFIN20061202_181819_000000292053_00270_24873_1562.N1	02-DEC-2006 18:18:19	Bright	29.000	3	16Alp Boo	-0.050000	4250.0	58	24873	No
263	GOM_NL__2PRFIN20061202_182159_000000362053_00270_24873_1563.N1	02-DEC-2006 18:21:59	Bright	36.000	138	47Eps Vir	2.8280	4700.0	72	24873	No
264	GOM_NL__2PRFIN20061202_182746_000000342053_00270_24873_1564.N1	02-DEC-2006 18:27:46	Bright	34.000	15	67Alp Vir	0.97600	28000.	68	24873	No
265	GOM_NL__2PRFIN20061202_183112_000000382053_00270_24873_1565.N1	02-DEC-2006 18:31:12	Tw_i_and_stray	37.500	169	46Gam Hya	2.9910	4700.0	75	24873	No
266	GOM_NL__2PRFIN20061202_183248_000000382053_00270_24873_1566.N1	02-DEC-2006 18:32:48	Dark	37.500	106	9Bet Crv	2.6480	5600.0	75	24873	No
267	GOM_NL__2PRFIN20061202_183441_000000332053_00270_24873_1567.N1	02-DEC-2006 18:34:41	Dark	32.500	123	1ot Cen	2.7500	10200.	65	24873	No
268	GOM_NL__2PRFIN20061202_184050_000000382053_00270_24873_1568.N1	02-DEC-2006 18:40:50	Dark	37.500	26	Gam Cru	1.6240	2900.0	75	24873	No
269	GOM_NL__2PRFIN20061202_184312_000000372053_00271_24874_1544.N1	02-DEC-2006 18:43:12	Dark	37.000	113	Mu Vel	2.6920	5000.0	74	24874	No
270	GOM_NL__2PRFIN20061202_184501_000000322053_00271_24874_1545.N1	02-DEC-2006 18:45:01	Dark	32.000	124	The Car	2.7640	30000.	64	24874	No
271	GOM_NL__2PRFIN20061202_184747_000000322053_00271_24874_1546.N1	02-DEC-2006 18:47:47	Dark	32.000	29	Bet Car	1.6720	10200.	64	24874	No
272	GOM_NL__2PRFIN20061202_184945_000000352053_00271_24874_1547.N1	02-DEC-2006 18:49:45	Dark	35.000	41	Eps Car	1.8600	4100.0	70	24874	No
273	GOM_NL__2PRFIN20061202_185505_000000512053_00271_24874_1548.N1	02-DEC-2006 18:55:05	Dark	50.500	2	Alp Car	-0.73600	7000.0	101	24874	No
274	GOM_NL__2PRFIN20061202_190908_000000372053_00271_24874_1549.N1	02-DEC-2006 19:09:08	Straylight	37.000	165	34Gam Eri	2.9500	3200.0	74	24874	No
275	GOM_NL__2PRFIN20061202_191429_000000392053_00271_24874_1550.N1	02-DEC-2006 19:14:29	Tw_i_and_stray	39.000	94	92Alp Cet	2.5260	3100.0	78	24874	No
276	GOM_NL__2PRFIN20061202_192012_000000312053_00271_24874_1551.N1	02-DEC-2006 19:20:12	Bright	31.000	146	25Eta Tau	2.8730	15200.	62	24874	No
277	GOM_NL__2PRFIN20061202_192232_000000312053_00271_24874_1552.N1	02-DEC-2006 19:22:32	Bright	31.000	150	44Zet Per	2.8900	28000.	62	24874	No
278	GOM_NL__2PRFIN20061202_192450_000000302053_00271_24874_1553.N1	02-DEC-2006 19:24:50	Bright	30.000	79	26Bet Per	2.3100	13100.	60	24874	No

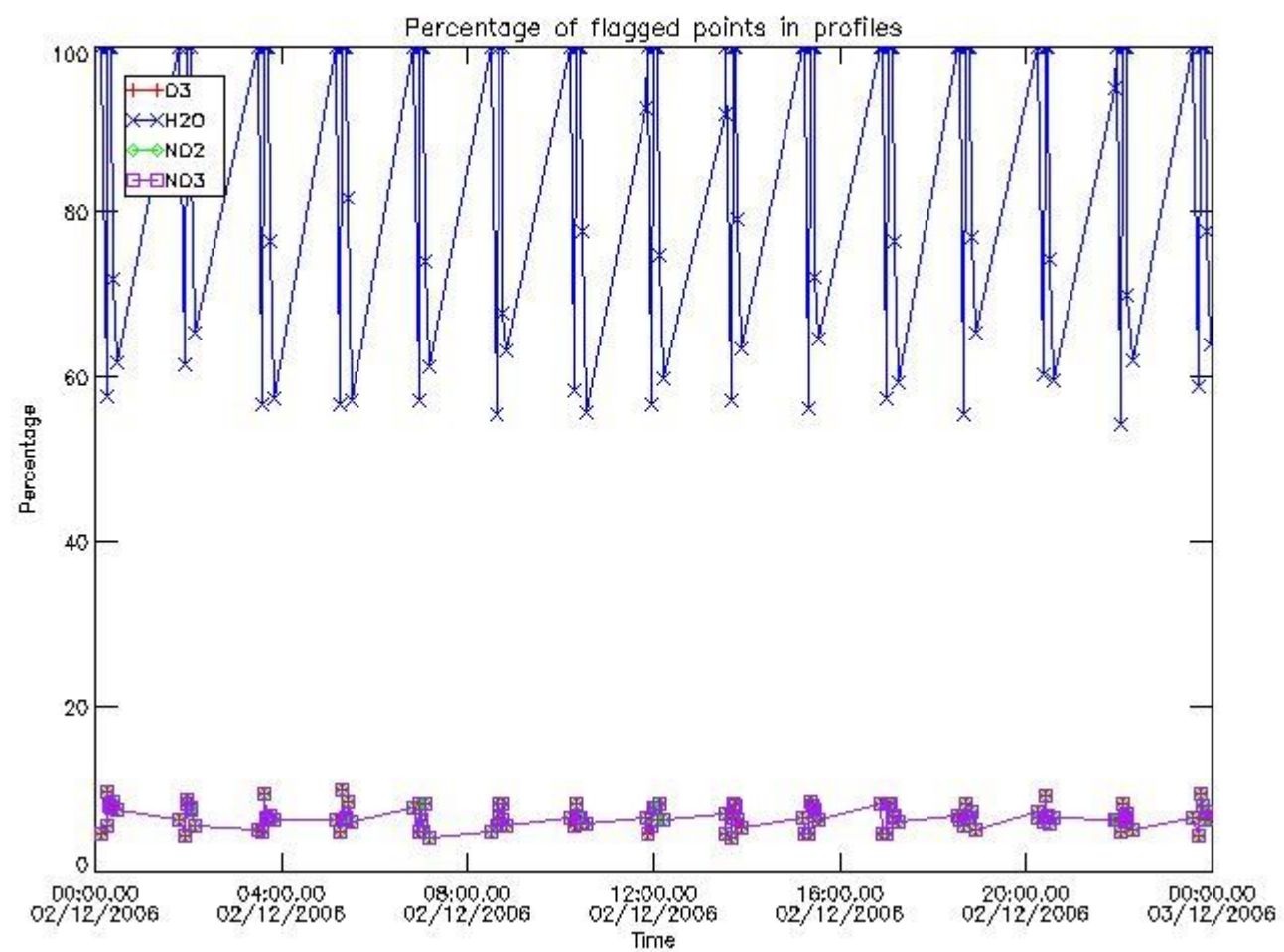
279	GOM_NL__2PRFIN20061202_192700_000000292053_00271_24874_1554.N1	02-DEC-2006 19:27:00	Bright	29.000	175	39Del Per	3.0100	19400.	58	24874	No
280	GOM_NL__2PRFIN20061202_192823_000000302053_00271_24874_1555.N1	02-DEC-2006 19:28:23	Bright	30.000	160	23Gam Per	2.9300	4700.0	60	24874	No
281	GOM_NL__2PRFIN20061202_193828_000000302053_00271_24874_1556.N1	02-DEC-2006 19:38:28	Bright	30.000	49	1Alp UMi	1.9900	6300.0	60	24874	No
282	GOM_NL__2PRFIN20061202_194309_000000302053_00271_24874_1557.N1	02-DEC-2006 19:43:09	Bright	30.000	60	7Bet UMi	2.0810	3950.0	60	24874	No
283	GOM_NL__2PRFIN20061202_194819_000000362053_00271_24874_1558.N1	02-DEC-2006 19:48:19	Bright	35.500	32	77Eps UMa	1.7630	11000.	71	24874	No
284	GOM_NL__2PRFIN20061202_195025_000000292053_00271_24874_1559.N1	02-DEC-2006 19:50:25	Bright	29.000	39	85Eta UMa	1.8540	24000.	58	24874	No
285	GOM_NL__2PRFIN20061202_195322_000000292053_00271_24874_1560.N1	02-DEC-2006 19:53:22	Bright	28.500	180	27Gam Boo	3.0400	8000.0	57	24874	No
286	GOM_NL__2PRFIN20061202_195855_000000292053_00271_24874_1561.N1	02-DEC-2006 19:58:55	Bright	29.000	3	16Alp Boo	-0.050000	4250.0	58	24874	No
287	GOM_NL__2PRFIN20061202_200235_000000532053_00271_24874_1562.N1	02-DEC-2006 20:02:35	Bright	53.000	138	47Eps Vir	2.8280	4700.0	106	24874	No
288	GOM_NL__2PRFIN20061202_200823_000000492053_00271_24874_1563.N1	02-DEC-2006 20:08:23	Bright	49.000	15	67Alp Vir	0.97600	28000.	98	24874	No
289	GOM_NL__2PRFIN20061202_201148_000000392053_00271_24874_1564.N1	02-DEC-2006 20:11:48	Tw_i_and_stray	39.000	169	46Gam Hya	2.9910	4700.0	78	24874	No
290	GOM_NL__2PRFIN20061202_201324_000000422053_00271_24874_1565.N1	02-DEC-2006 20:13:24	Dark	42.000	106	9Bet Crv	2.6480	5600.0	84	24874	No
291	GOM_NL__2PRFIN20061202_201517_000000322053_00271_24874_1566.N1	02-DEC-2006 20:15:17	Dark	32.000	123	1ot Cen	2.7500	10200.	64	24874	No
292	GOM_NL__2PRFIN20061202_202126_000000352053_00271_24874_1567.N1	02-DEC-2006 20:21:26	Dark	34.500	26	Gam Cru	1.6240	2900.0	69	24874	No
293	GOM_NL__2PRFIN20061202_202348_000000392053_00272_24875_1543.N1	02-DEC-2006 20:23:48	Dark	39.000	113	Mu Vel	2.6920	5000.0	78	24875	No
294	GOM_NL__2PRFIN20061202_202538_000000322053_00272_24875_1544.N1	02-DEC-2006 20:25:38	Dark	32.000	124	The Car	2.7640	30000.	64	24875	No
295	GOM_NL__2PRFIN20061202_202823_000000312053_00272_24875_1545.N1	02-DEC-2006 20:28:23	Dark	30.500	29	Bet Car	1.6720	10200.	61	24875	No
296	GOM_NL__2PRFIN20061202_203022_000000452053_00272_24875_1546.N1	02-DEC-2006 20:30:22	Dark	45.000	41	Eps Car	1.8600	4100.0	90	24875	No
297	GOM_NL__2PRFIN20061202_203541_000000402053_00272_24875_1547.N1	02-DEC-2006 20:35:41	Dark	40.000	2	Alp Car	-0.73600	7000.0	80	24875	No
298	GOM_NL__2PRFIN20061202_204944_000000372053_00272_24875_1548.N1	02-DEC-2006 20:49:44	Straylight	37.000	165	34Gam Eri	2.9500	3200.0	74	24875	No
299	GOM_NL__2PRFIN20061202_205505_000000382053_00272_24875_1549.N1	02-DEC-2006 20:55:05	Tw_i_and_stray	38.000	94	92Alp Cet	2.5260	3100.0	76	24875	No
300	GOM_NL__2PRFIN20061202_210048_000000322053_00272_24875_1550.N1	02-DEC-2006 21:00:48	Bright	31.500	146	25Eta Tau	2.8730	15200.	63	24875	No
301	GOM_NL__2PRFIN20061202_210308_000000312053_00272_24875_1551.N1	02-DEC-2006 21:03:08	Bright	31.000	150	44Zet Per	2.8900	28000.	62	24875	No
302	GOM_NL__2PRFIN20061202_210526_000000312053_00272_24875_1552.N1	02-DEC-2006 21:05:26	Bright	30.500	79	26Bet Per	2.3100	13100.	61	24875	No
303	GOM_NL__2PRFIN20061202_210736_000000302053_00272_24875_1553.N1	02-DEC-2006 21:07:36	Bright	30.000	175	39Del Per	3.0100	19400.	60	24875	No
304	GOM_NL__2PRFIN20061202_210859_000000292053_00272_24875_1554.N1	02-DEC-2006 21:08:59	Bright	28.500	160	23Gam Per	2.9300	4700.0	57	24875	No
305	GOM_NL__2PRFIN20061202_211904_000000302053_00272_24875_1555.N1	02-DEC-2006 21:19:04	Bright	29.500	49	1Alp UMi	1.9900	6300.0	59	24875	No
306	GOM_NL__2PRFIN20061202_212345_000000312053_00272_24875_1556.N1	02-DEC-2006 21:23:45	Bright	30.500	60	7Bet UMi	2.0810	3950.0	61	24875	No
307	GOM_NL__2PRFIN20061202_212854_000000332053_00272_24875_1557.N1	02-DEC-2006 21:28:54	Bright	33.000	32	77Eps UMa	1.7630	11000.	66	24875	No
308	GOM_NL__2PRFIN20061202_213101_000000292053_00272_24875_1558.N1	02-DEC-2006 21:31:01	Bright	29.000	39	85Eta UMa	1.8540	24000.	58	24875	No
309	GOM_NL__2PRFIN20061202_213358_000000292053_00272_24875_1559.N1	02-DEC-2006 21:33:58	Bright	28.500	180	27Gam Boo	3.0400	8000.0	57	24875	No
310	GOM_NL__2PRFIN20061202_213932_000000292053_00272_24875_1560.N1	02-DEC-2006 21:39:32	Bright	29.000	3	16Alp Boo	-0.050000	4250.0	58	24875	No
311	GOM_NL__2PRFIN20061202_214311_000000342053_00272_24875_1561.N1	02-DEC-2006 21:43:11	Bright	34.000	138	47Eps Vir	2.8280	4700.0	68	24875	No
312	GOM_NL__2PRFIN20061202_214859_000000342053_00272_24875_1562.N1	02-DEC-2006 21:48:59	Bright	34.000	15	67Alp Vir	0.97600	28000.	68	24875	No
313	GOM_NL__2PRFIN20061202_215224_000000382053_00272_24875_1563.N1	02-DEC-2006 21:52:24	Tw_i_and_stray	38.000	169	46Gam Hya	2.9910	4700.0	76	24875	No
314	GOM_NL__2PRFIN20061202_215401_000000412053_00272_24875_1564.N1	02-DEC-2006 21:54:01	Dark	40.500	106	9Bet Crv	2.6480	5600.0	81	24875	No
315	GOM_NL__2PRFIN20061202_215553_000000332053_00272_24875_1565.N1	02-DEC-2006 21:55:53	Dark	33.000	123	1ot Cen	2.7500	10200.	66	24875	No
316	GOM_NL__2PRFIN20061202_220202_000000422053_00272_24875_1566.N1	02-DEC-2006 22:02:02	Dark	42.000	26	Gam Cru	1.6240	2900.0	84	24875	No
317	GOM_NL__2PRFIN20061202_220425_000000382053_00273_24876_1542.N1	02-DEC-2006 22:04:25	Dark	37.500	113	Mu Vel	2.6920	5000.0	75	24876	No
318	GOM_NL__2PRFIN20061202_220614_000000322053_00273_24876_1543.N1	02-DEC-2006 22:06:14	Dark	31.500	124	The Car	2.7640	30000.	63	24876	No
319	GOM_NL__2PRFIN20061202_220900_000000342053_00273_24876_1544.N1	02-DEC-2006 22:09:00	Dark	34.000	29	Bet Car	1.6720	10200.	68	24876	No
320	GOM_NL__2PRFIN20061202_221058_000000372053_00273_24876_1545.N1	02-DEC-2006 22:10:58	Dark	37.000	41	Eps Car	1.8600	4100.0	74	24876	No
321	GOM_NL__2PRFIN20061202_221617_000000512053_00273_24876_1546.N1	02-DEC-2006 22:16:17	Dark	50.500	2	Alp Car	-0.73600	7000.0	101	24876	No
322	GOM_NL__2PRFIN20061202_223020_000000392053_00273_24876_1547.N1	02-DEC-2006 22:30:20	Straylight	39.000	165	34Gam Eri	2.9500	3200.0	78	24876	No
323	GOM_NL__2PRFIN20061202_223541_000000412053_00273_24876_1548.N1	02-DEC-2006 22:35:41	Tw_i_and_stray	41.000	94	92Alp Cet	2.5260	3100.0	82	24876	No
324	GOM_NL__2PRFIN20061202_224123_000000322053_00273_24876_1549.N1	02-DEC-2006 22:41:23	Bright	31.500	146	25Eta Tau	2.8730	15200.	63	24876	No
325	GOM_NL__2PRFIN20061202_224344_000000312053_00273_24876_1550.N1	02-DEC-2006 22:43:44	Bright	31.000	150	44Zet Per	2.8900	28000.	62	24876	No
326	GOM_NL__2PRFIN20061202_224602_000000302053_00273_24876_1551.N1	02-DEC-2006 22:46:02	Bright	29.500	79	26Bet Per	2.3100	13100.	59	24876	No
327	GOM_NL__2PRFIN20061202_224812_000000312053_00273_24876_1552.N1	02-DEC-2006 22:48:12	Bright	30.500	175	39Del Per	3.0100	19400.	61	24876	No
328	GOM_NL__2PRFIN20061202_224935_000000292053_00273_24876_1553.N1	02-DEC-2006 22:49:35	Bright	28.500	160	23Gam Per	2.9300	4700.0	57	24876	No
329	GOM_NL__2PRFIN20061202_225940_000000262053_00273_24876_1554.N1	02-DEC-2006 22:59:40	Bright	26.000	49	1Alp UMi	1.9900	6300.0	52	24876	No
330	GOM_NL__2PRFIN20061202_230421_000000322053_00273_24876_1555.N1	02-DEC-2006 23:04:21	Bright	31.500	60	7Bet UMi	2.0810	3950.0	63	24876	No
331	GOM_NL__2PRFIN20061202_230930_000000332053_00273_24876_1556.N1	02-DEC-2006 23:09:30	Bright	32.500	32	77Eps UMa	1.7630	11000.	65	24876	No
332	GOM_NL__2PRFIN20061202_231137_000000332053_00273_24876_1557.N1	02-DEC-2006 23:11:37	Bright	32.500	39	85Eta UMa	1.8540	24000.	65	24876	No
333	GOM_NL__2PRFIN20061202_231434_000000292053_00273_24876_1558.N1	02-DEC-2006 23:14:34	Bright	29.000	180	27Gam Boo	3.0400	8000.0	58	24876	No
334	GOM_NL__2PRFIN20061202_232008_000000292053_00273_24876_1559.N1	02-DEC-2006 23:20:08	Bright	29.000	3	16Alp Boo	-0.050000	4250.0	58	24876	No
335	GOM_NL__2PRFIN20061202_232348_000000342053_00273_24876_1560.N1	02-DEC-2006 23:23:48	Bright	34.000	138	47Eps Vir	2.8280	4700.0	68	24876	No
336	GOM_NL__2PRFIN20061202_232935_000000352053_00273_24876_1561.N1	02-DEC-2006 23:29:35	Bright	35.000	15	67Alp Vir	0.97600	28000.	70	24876	No
337	GOM_NL__2PRFIN20061202_233301_000000382053_00273_24876_1562.N1	02-DEC-2006 23:33:01	Tw_i_and_stray	38.000	169	46Gam Hya	2.9910	4700.0	76	24876	No

338	GOM_NL__2PRFIN20061202_233438_000000392053_00273_24876_1563.N1	02-DEC-2006 23:34:38	Dark	39.000	106	9Bet Crv	2.6480	5600.0	78	24876	No
339	GOM_NL__2PRFIN20061202_234239_000000472053_00273_24876_1564.N1	02-DEC-2006 23:42:39	Dark	46.500	26	Gam Cru	1.6240	2900.0	93	24876	No
340	GOM_NL__2PRFIN20061202_234501_000000382053_00274_24877_1541.N1	02-DEC-2006 23:45:01	Dark	38.000	113	Mu Vel	2.6920	5000.0	76	24877	No
341	GOM_NL__2PRFIN20061202_234650_000000332053_00274_24877_1542.N1	02-DEC-2006 23:46:50	Dark	32.500	124	The Car	2.7640	30000.	65	24877	No
342	GOM_NL__2PRFIN20061202_234936_000000332053_00274_24877_1543.N1	02-DEC-2006 23:49:36	Dark	33.000	29	Bet Car	1.6720	10200.	66	24877	No
343	GOM_NL__2PRFIN20061202_235135_000000362053_00274_24877_1544.N1	02-DEC-2006 23:51:35	Dark	36.000	41	Eps Car	1.8600	4100.0	72	24877	No
344	GOM_NL__2PRFIN20061202_235654_000000412053_00274_24877_1545.N1	02-DEC-2006 23:56:54	Dark	40.500	2	Alp Car	-0.73600	7000.0	81	24877	No

### 3. Quality information per product

In this section it is plotted some information contained in the Quality Summary data set of the level 2 products. Only products in dark limb conditions and without errors (error flag in the MPH set to "0") are used.

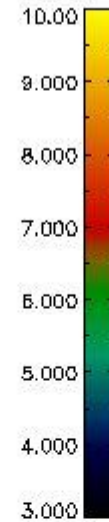
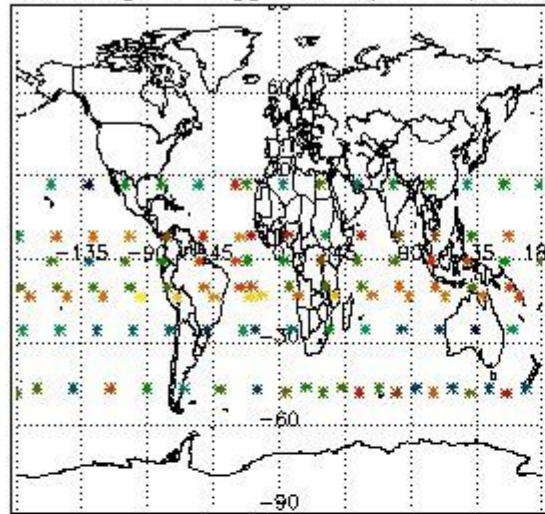
#### 3.1 Plot quality information per product (time dependant)



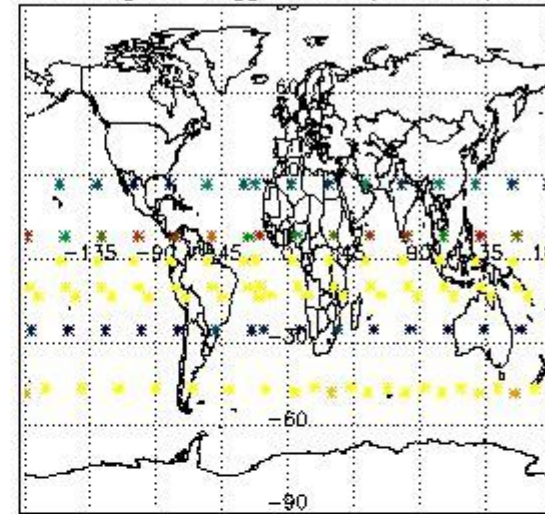
#### 3.2 Plot quality information per product (world map)



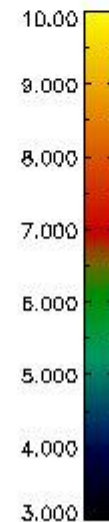
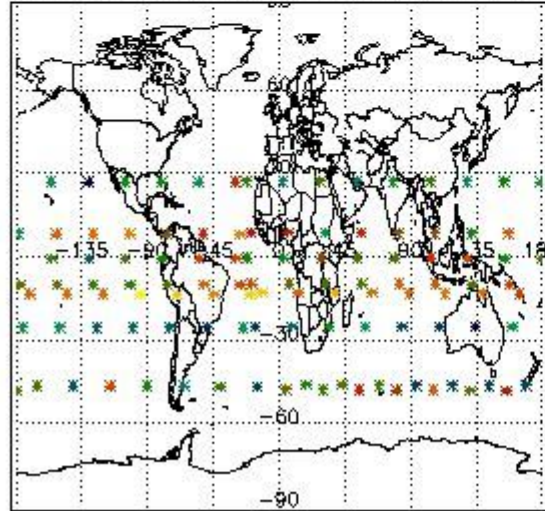
Percentage of flagged data per O3 profile



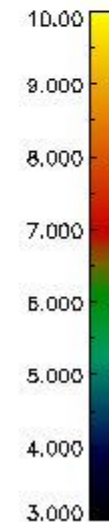
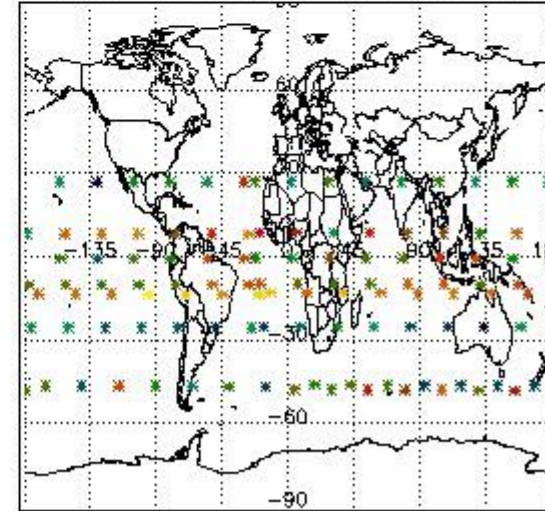
Percentage of flagged data per H2O profile



Percentage of flagged data per NO2 profile



Percentage of flagged data per NO3 profile

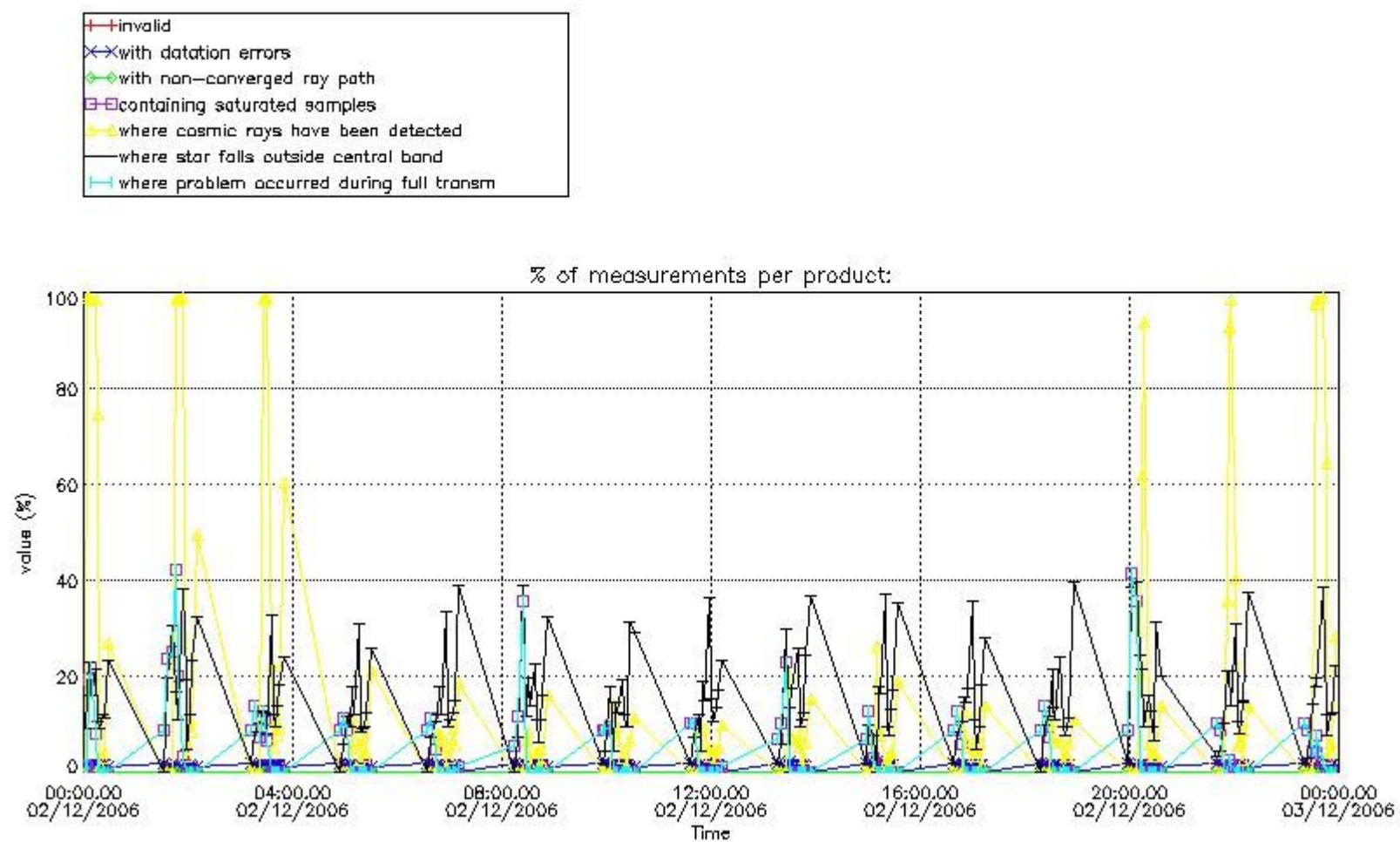


#### 4. Level 1 quality information per product

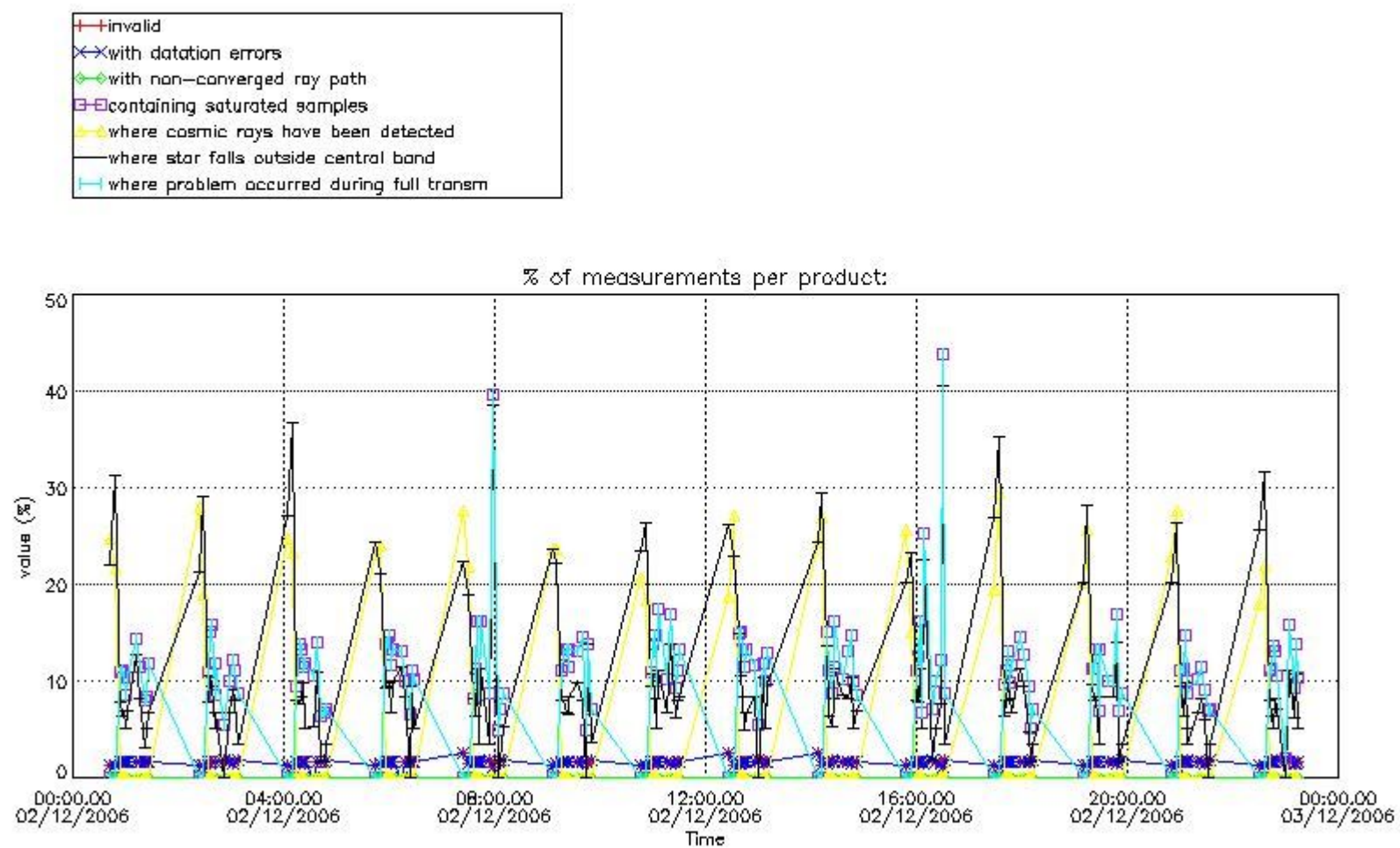
In this section it is plotted some information contained in the Quality Summary data set of the level 2 products that comes from the level 1b processing. Products without errors (error flag in the MPH set to "0") are used.

##### 4.1 Plot quality information per product (time dependant) coming from level 1b processing

###### 4.1.1 Plot level 1 quality information per product (time dependant): ENVISAT ASCENDING passes



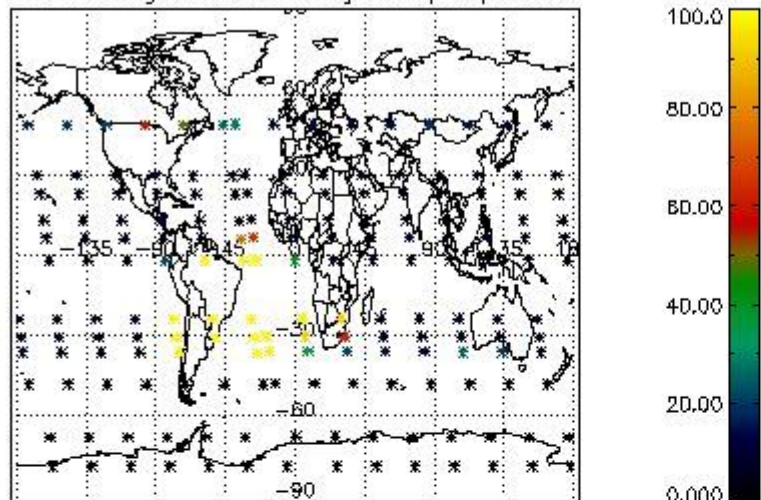
4.1.2 Plot level 1 quality information per product (time dependant): ENVI SAT DESCENDING passes



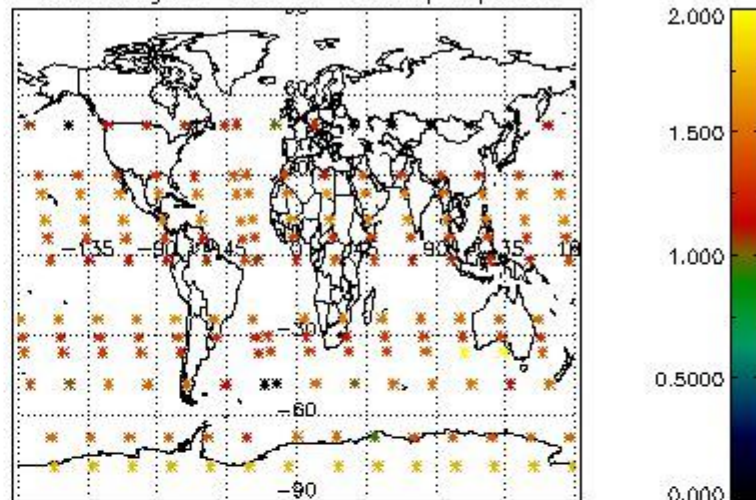
4.2 Plot quality information per product coming from level 1b processing (world map)

4.2.1 Plot level 1 quality information per product (world map): ENVISAT ASCENDING passes

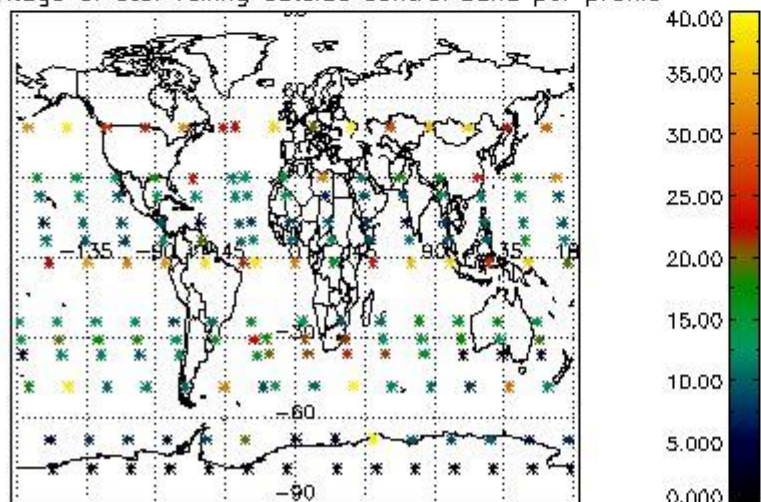
Percentage of cosmic ray hits per profile



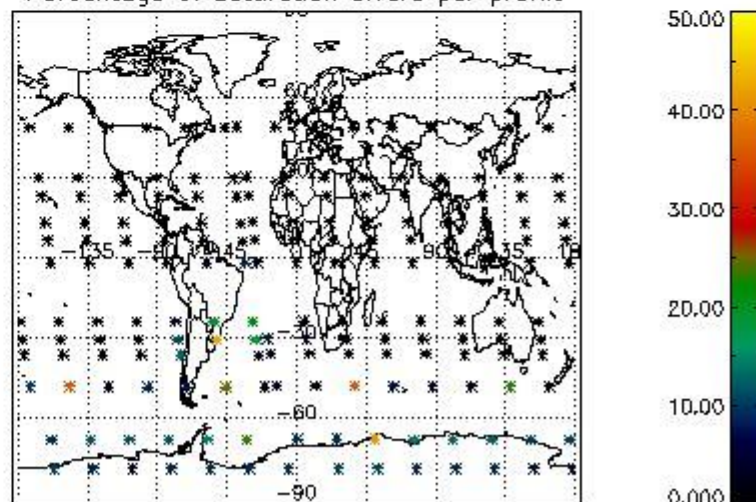
Percentage of datation errors per profile



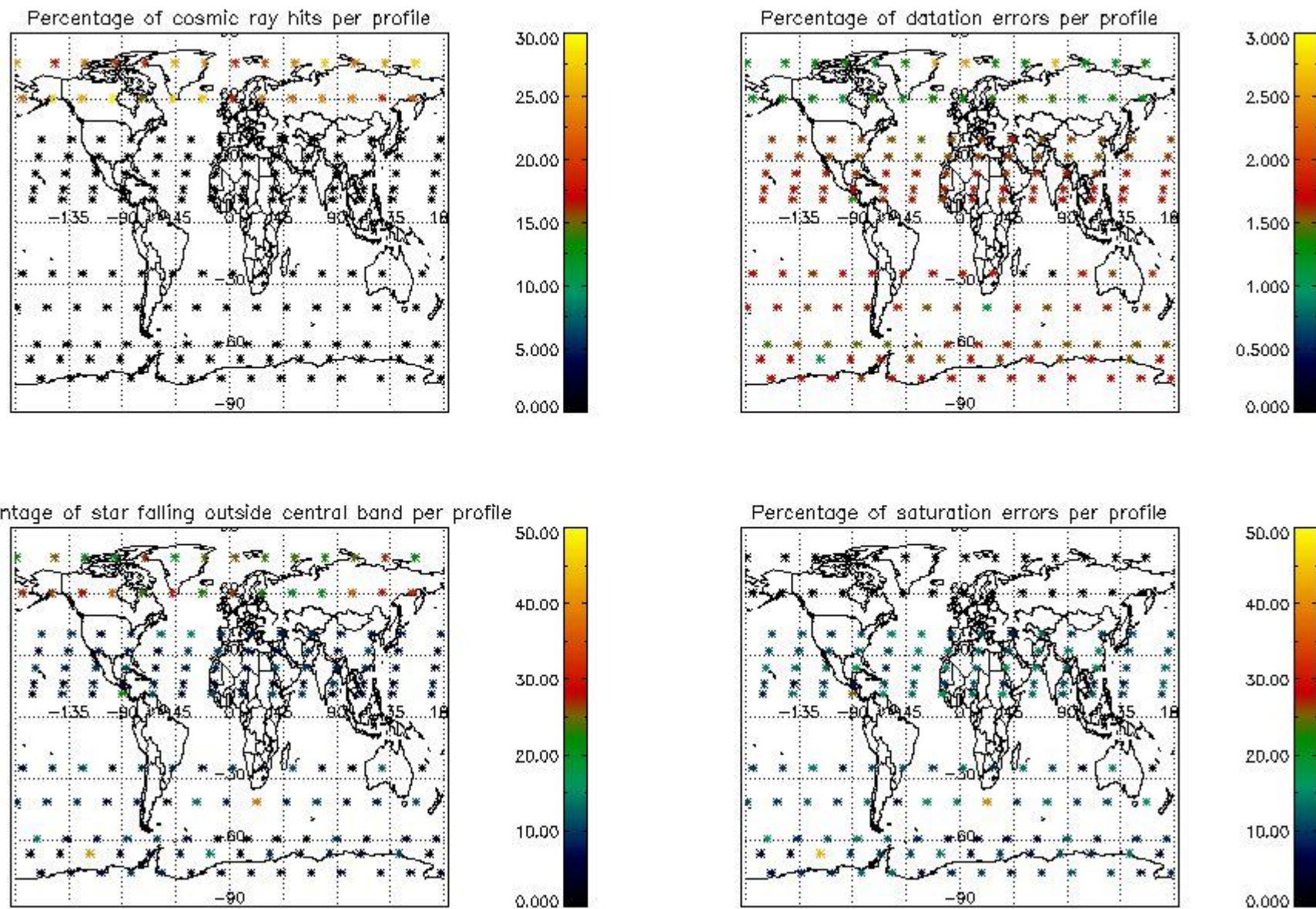
Percentage of star falling outside central band per profile



Percentage of saturation errors per profile



4.2.2 Plot level 1 quality information per product (world map): ENVISAT DESCENDING passes



## 5. Trace gas profiles

### 5.1 Ozone statistics based on quality of products

The final quality of the products can be "measured" using the STD (Standard Deviation) attached to every point profile. This information is written to the parameter GOM\_NL\_\_2P/NL\_LOCAL\_SPECIES\_DENSITY/o3\_std of the level 2 products. The table below shows the statistics for given STD ranges.

The statistics are given with respect to the overall valid production:

- Products without fatal errors: GOM\_NL\_\_2P/MPH/PRODUCT\_ERR=0
- Valid point profile: GOM\_NL\_\_2P/NL\_LOCAL\_SPECIES\_DENSITY/pcd(0)=0

The 'Criteria' is applied to valid points of dark limb products:

- Products in dark limb illumination condition: GOM\_NL\_\_2P/NL\_SUMMARY\_QUALITY/obs\_ill\_cond=0
- Products without fatal errors: GOM\_NL\_\_2P/MPH/PRODUCT\_ERR=0
- Valid point profile: GOM\_NL\_\_2P/NL\_LOCAL\_SPECIES\_DENSITY/pcd(0)=0

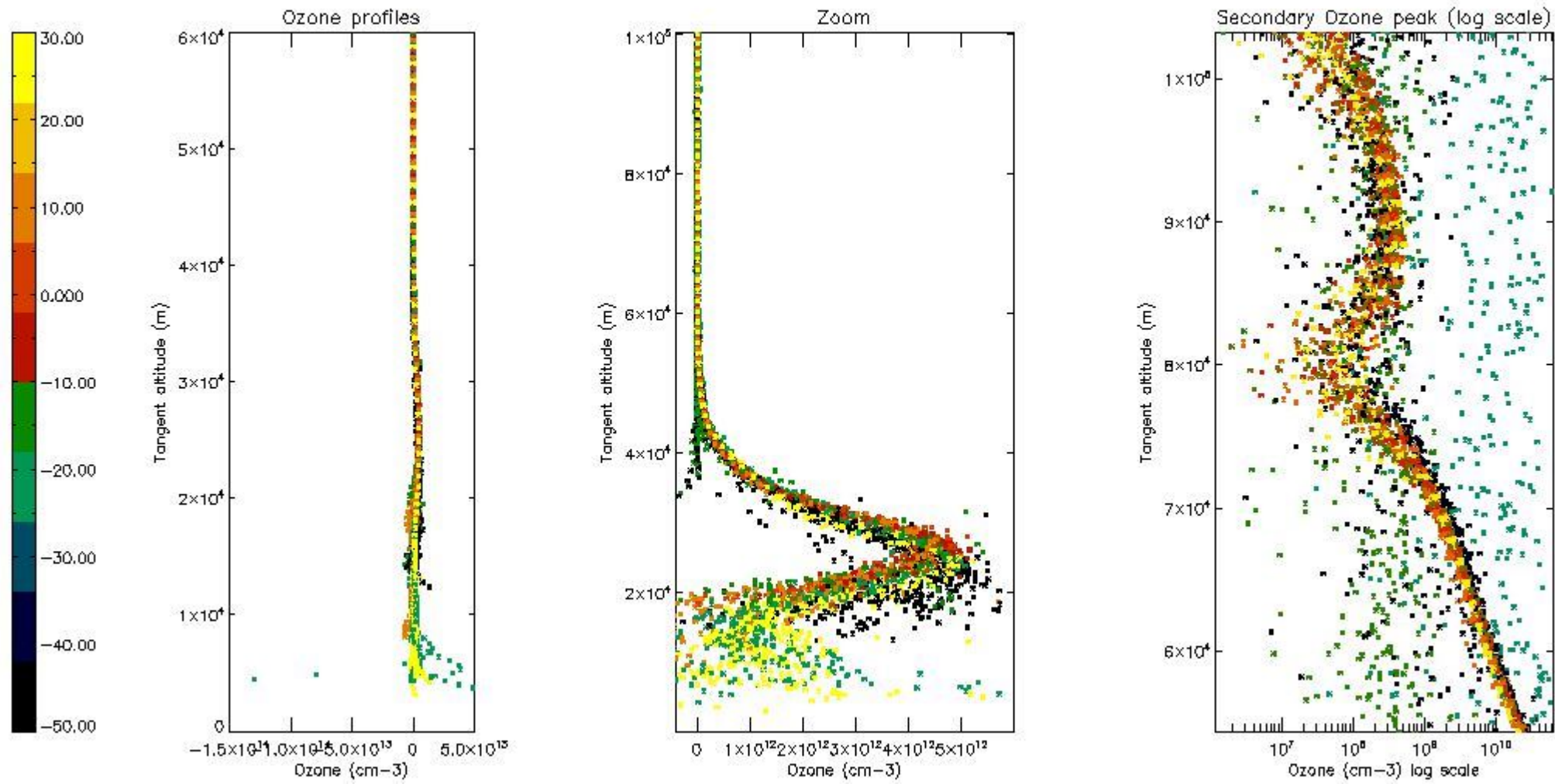
So, the table below shows the percentage of dark limb and valid observations for each criteria with respect to the overall valid daily observations.

Criteria	% of total production
All STD	36
STD < 20	19

STD < 10	15
STD < 5	7

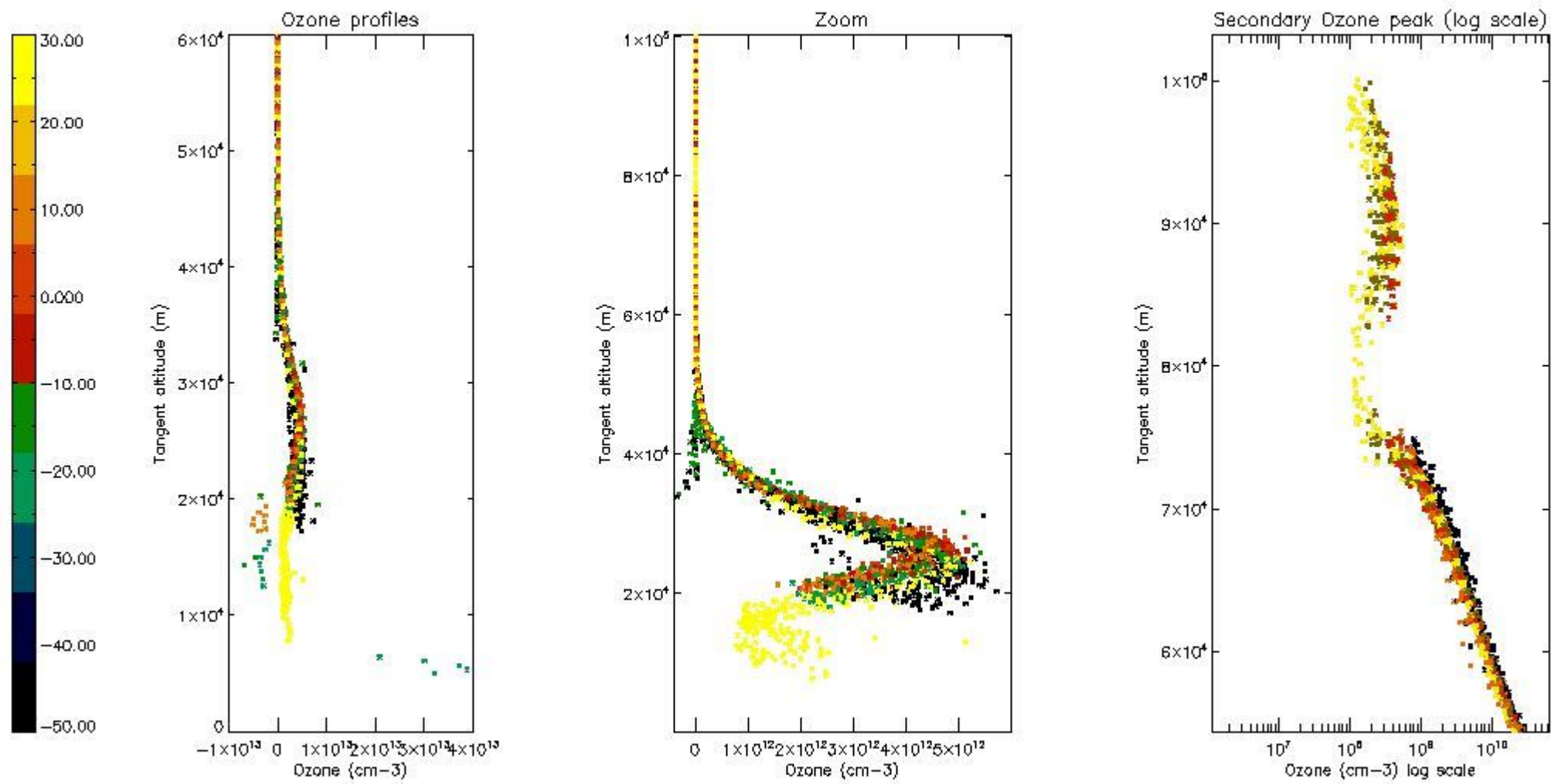
5.2 Plot ozone profiles for all STD (dark without errors)

The colorbar represents the latitude.



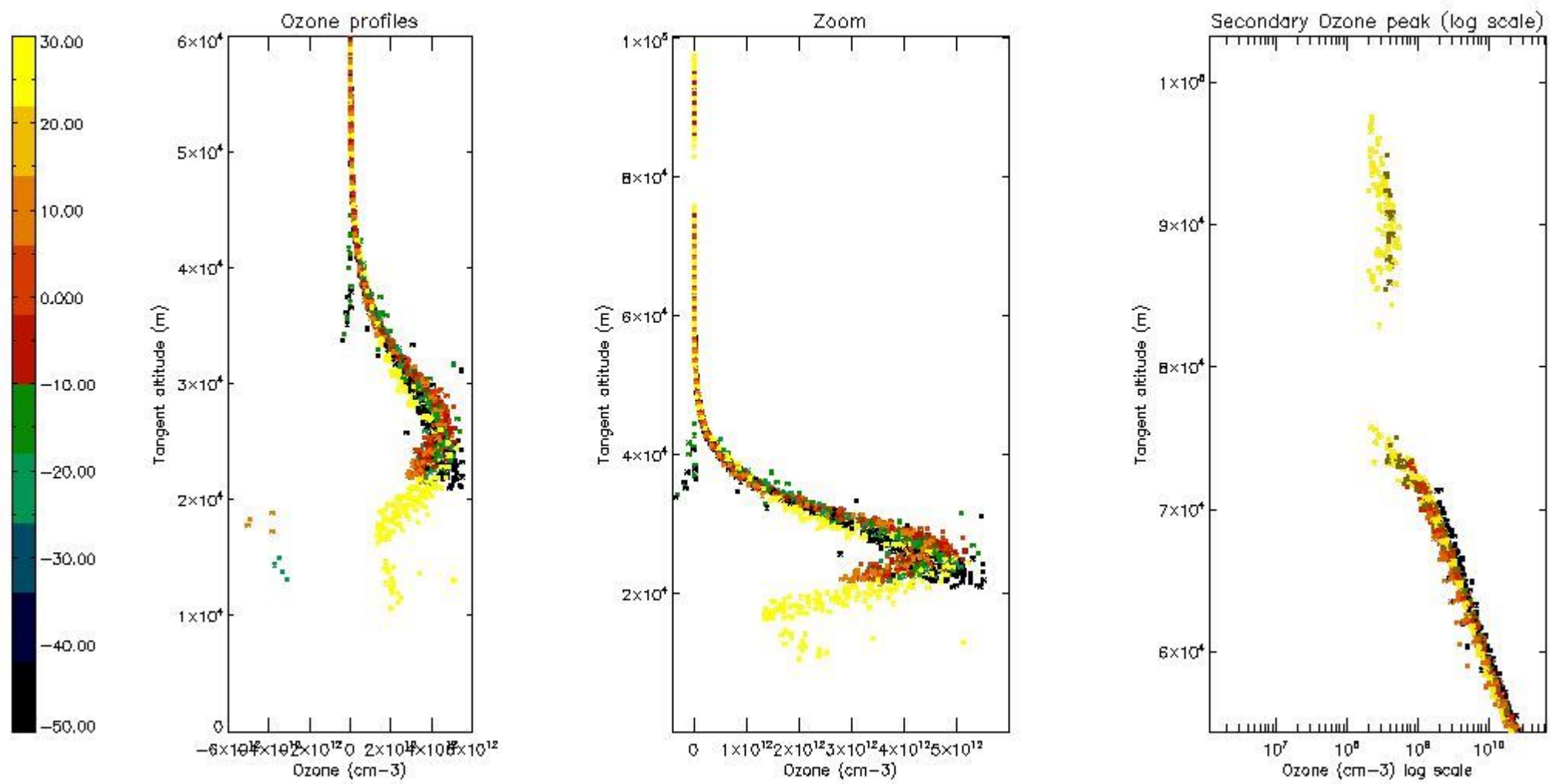
5.3 Plot ozone profiles where STD < 20% (dark without errors)

The colorbar represents the latitude.



5.4 Plot ozone profiles where  $STD < 10\%$  (dark without errors)

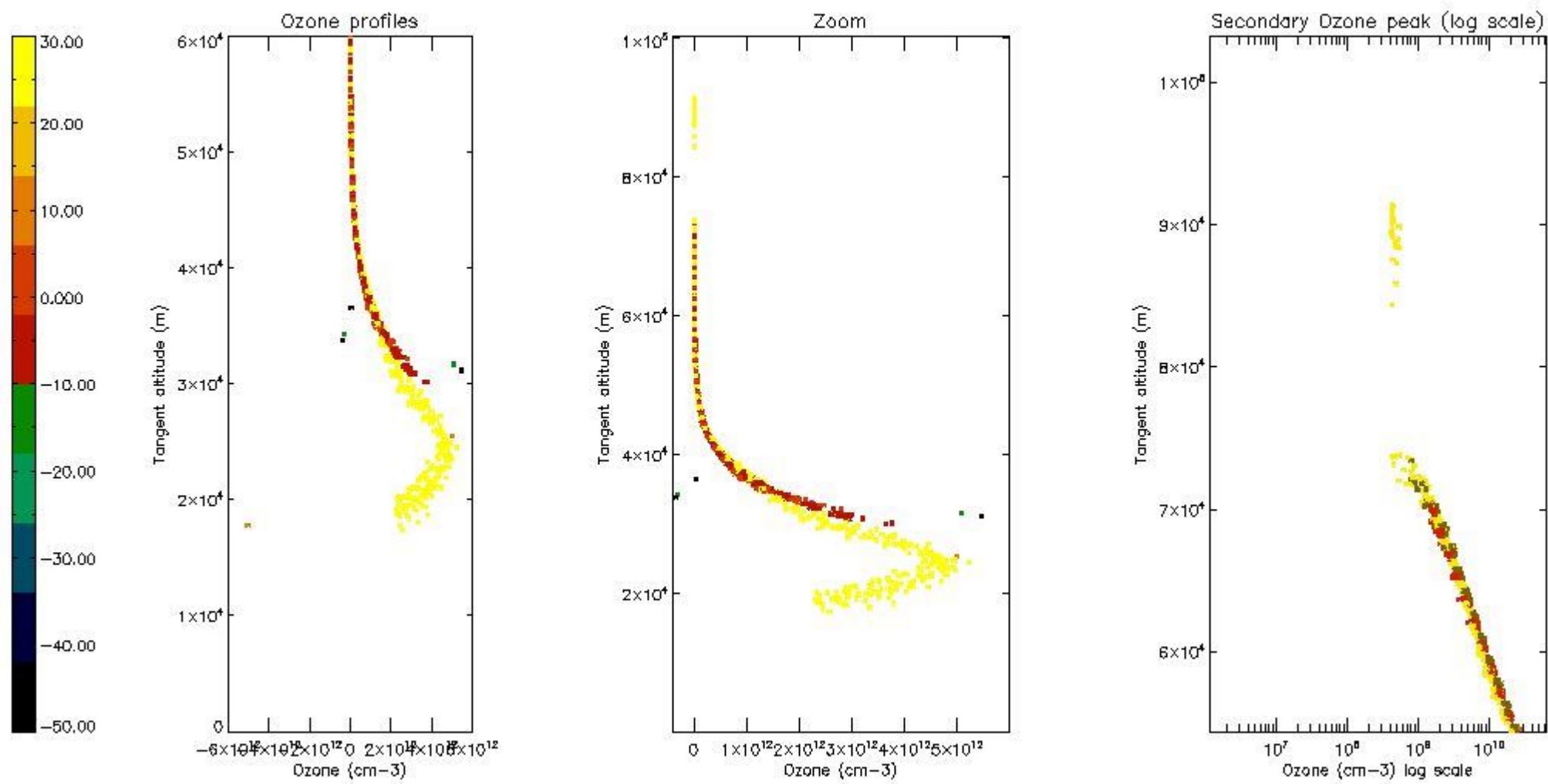
The colorbar represents the latitude.



*5.5 Plot ozone profiles where STD < 5% (dark without errors)*

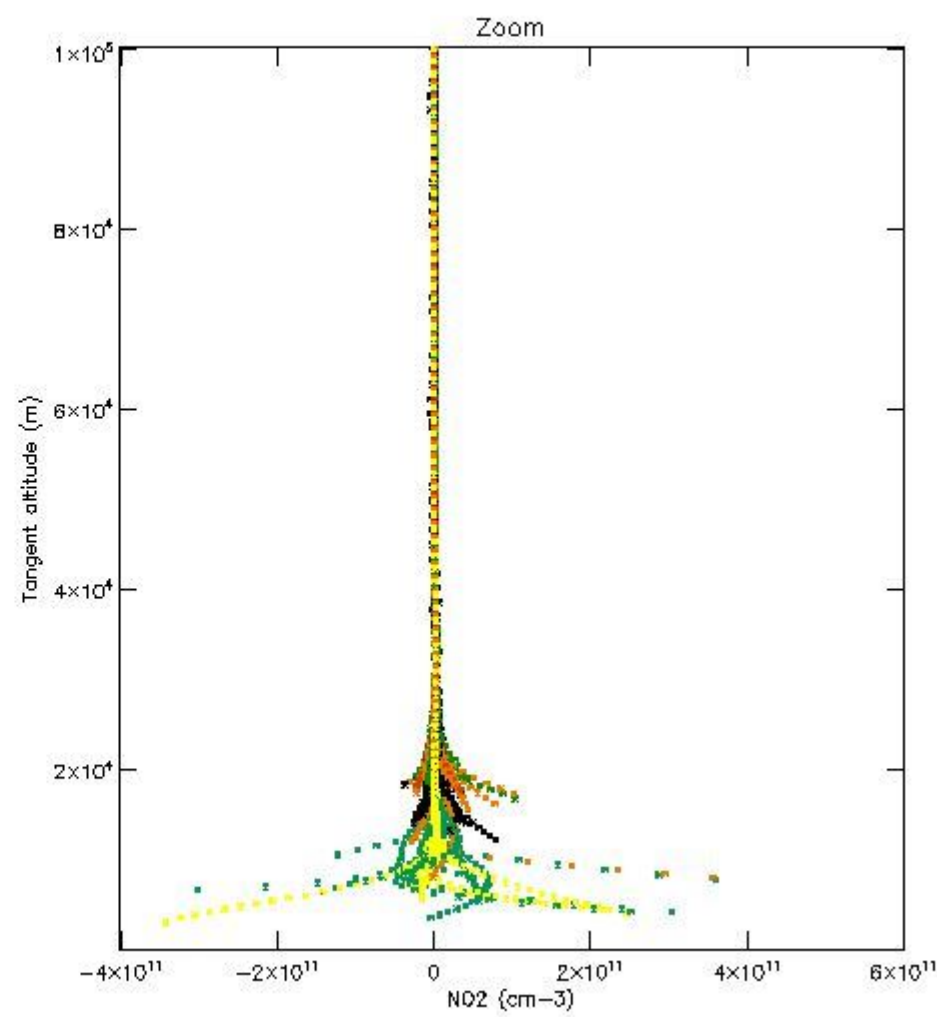
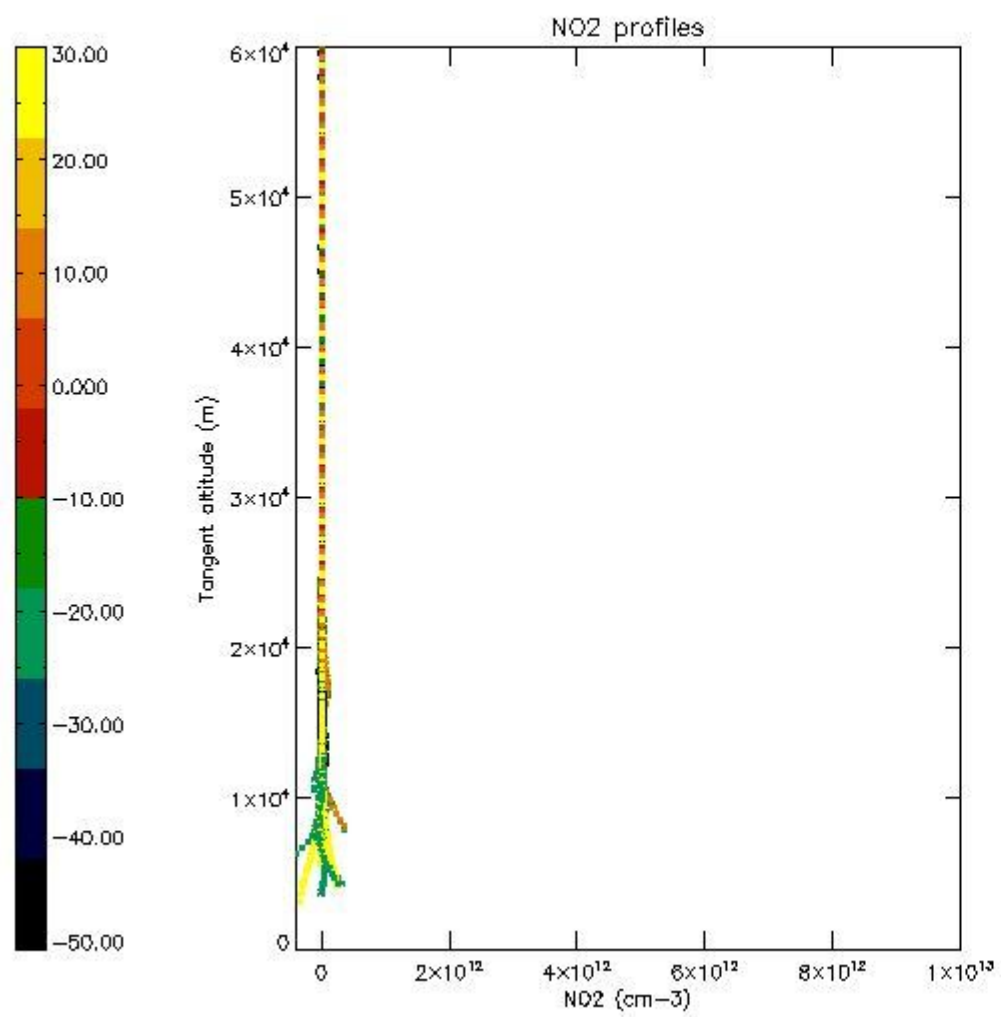
The colorbar represents the latitude.





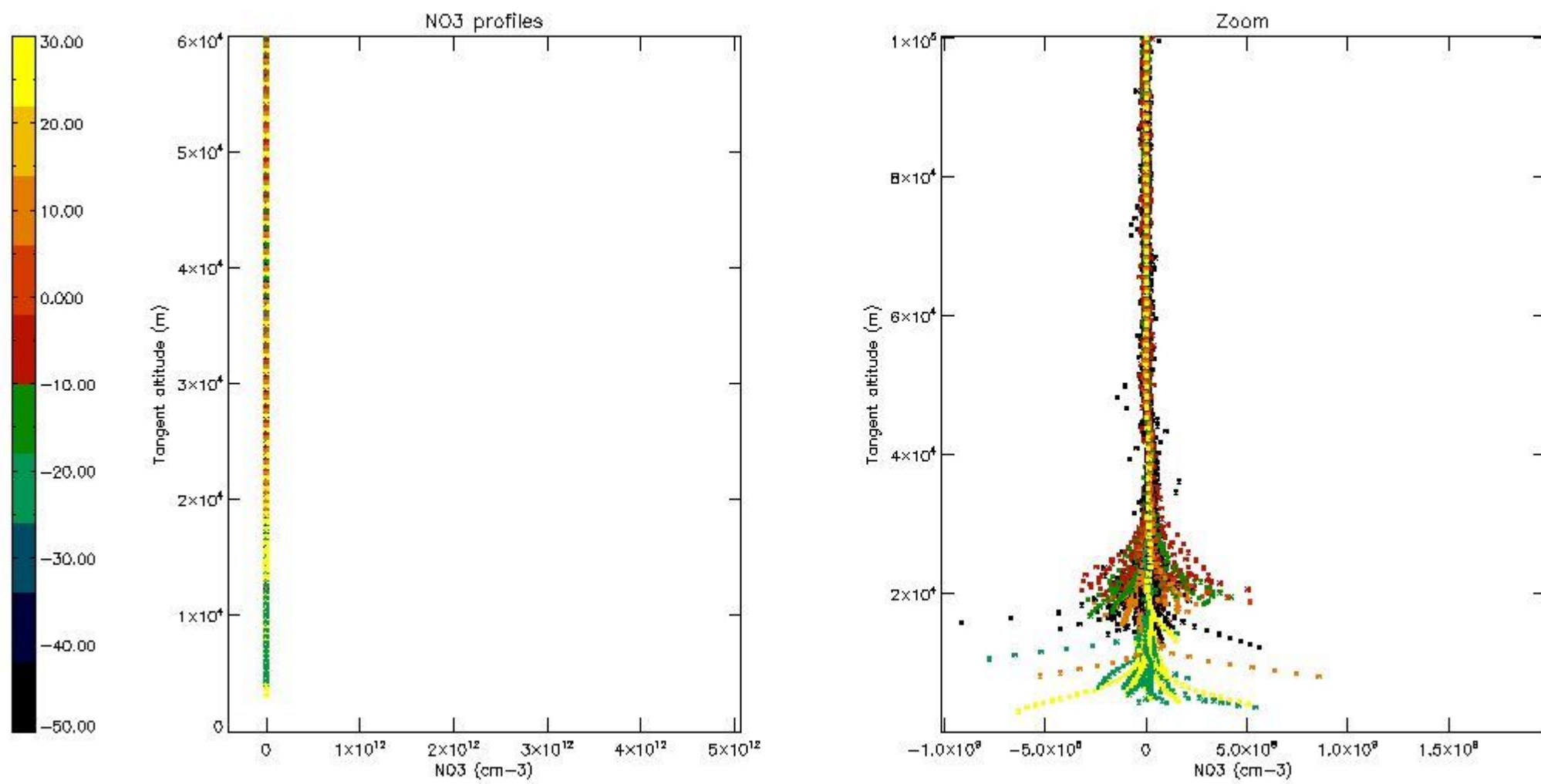
*5.6 Plot NO<sub>2</sub> profiles for all STD (dark without errors)*

The colorbar represents the latitude.



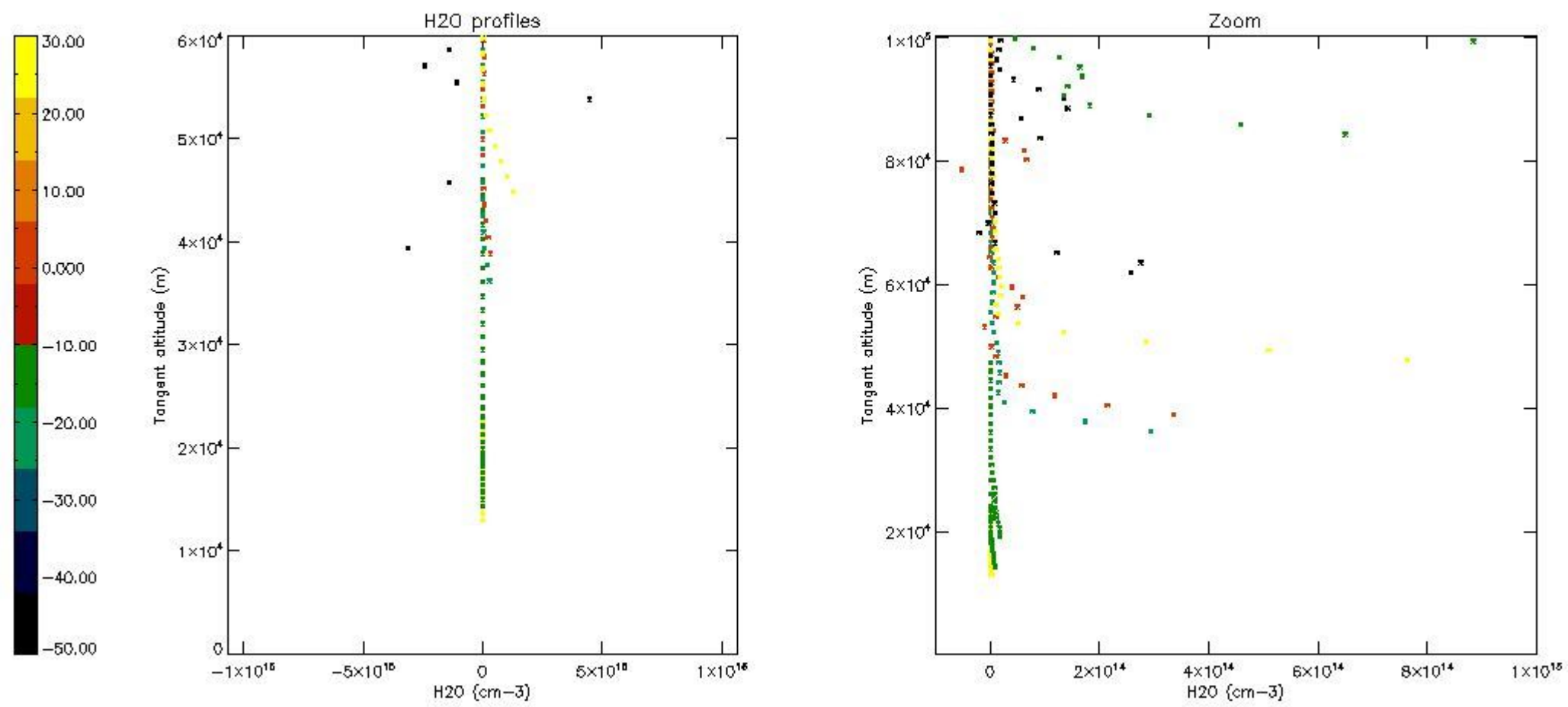
*5.7 Plot NO3 profiles for all STD (dark without errors)*

The colorbar represents the latitude.



5.8 Plot H2O profiles for all STD (only for occultations of stars 1,2,3,4,13,14,16,26,63 dark without errors)

The colorbar represents the latitude.



## 6. Auxiliary Data Files used for the production reported in section 2

The number reported in the third column indicates since which file (see list in section 2) the corresponding auxiliary file has been used. The fourth column is the date of those product files.

Type	Auxiliary Filename	Used since product	Used since product date
INST_PHYS_CHARACTERISTICS	GOM_INS_AXVIEC20091111_143220_20030716_120000_20500101_000000	1	02-DEC-2006 00:01:06
LEVEL-2_PROC_CONFIG	GOM_PR2_AXVIEC20091111_152718_20020301_000000_20500101_000000	1	02-DEC-2006 00:01:06
CROSS_SECTIONS_FILE	GOM_CRS_AXVIEC20091111_154832_20020301_000000_20500101_000000	1	02-DEC-2006 00:01:06

# GOMOS Level 2 Daily Report

## SUMMARY

### [1. General Info](#)

### [2. Summary of processed GOM\\_NL\\_2P products](#)

### [3. Level 2 Quality information per product](#)

#### [3.1 Plot of level 2 quality information per product \(time dependant\)](#)

#### [3.2 Plot of level 2 quality information per product \(world map\)](#)

### [4. Level 1 Quality information per product \(stored on level 2 products\)](#)

#### [4.1 Plot of level 1 quality information per product \(time dependant\)](#)

##### [4.1.1 Plot of level 1 quality information per product \(time dependant\): ASCENDING](#)

##### [4.1.2 Plot of level 1 quality information per product \(time dependant\): DESCENDING](#)

#### [4.2 Plot of level 1 quality information per product \(world map\)](#)

##### [4.2.1 Plot of level 1 quality information per product \(world map\): ASCENDING](#)

##### [4.2.2 Plot of level 1 quality information per product \(world map\): DESCENDING](#)

### [5. Ozone profiles based on quality statistics and other trace gas profiles](#)

#### [5.1 Ozone statistics based on quality of products](#)

#### [5.2 Plot ozone profiles for all STD \(dark without errors\)](#)

#### [5.3 Plot ozone profiles where STD < 20% \(dark without errors\)](#)

#### [5.4. Plot ozone profiles where STD < 10% \(dark without errors\)](#)

#### [5.5. Plot ozone profiles where STD < 5% \(dark without errors\)](#)

#### [5.6 Plot NO2 profiles for all STD \(dark without errors\)](#)

#### [5.7 Plot NO3 profiles for all STD \(dark without errors\)](#)

#### [5.8 Plot H2O profiles \(only for occultations of stars 1,2,3,4,13,14,16,26,63 dark without errors\) for all STD](#)

### [6. Auxiliary Data Files used for the production reported in section 2](#)

This report presents the daily analysis on parameters extracted from GOMOS level 2 data (GOM\_NL\_\_2P). It is intended to monitor some important parameters that will impact the quality of these products. A list of level 2 products (and content) that have arrived during the reporting day to the PCF is also given.

Item	Value
Time of report generation	24APR2013 06:12:40
Data source version	GOMOS/6.01
Start time of products	02-12-2006 (02DEC2006 00:00:00)
Stop time of products	03-12-2006 (03DEC2006 00:00:00)
Store outputs in DB	Yes
Nb of level 2 prods	344
Nb of prods with errors	0

## 2. Summary of processed GOM\_NL\_\_2P products.

Nr	Filename	UTC Start time	Limb	Duration	Star Id	Star Name	Star Mag	Star Temp	Nb Meas	Orbit	Prod. error
1	GOM_NL__2PRFIN20061202_000106_000000332053_00259_24862_1515.N1	02-DEC-2006 00:01:06	Bright	33.000	15	67Alp Vir	0.97600	28000.	66	24862	No
2	GOM_NL__2PRFIN20061202_000428_000000412053_00259_24862_1516.N1	02-DEC-2006 00:04:28	Twilight	40.500	163	7Del Crv	2.9450	11000.	81	24862	No
3	GOM_NL__2PRFIN20061202_000605_000000422053_00259_24862_1517.N1	02-DEC-2006 00:06:05	Twilight	41.500	106	9Bet Crv	2.6480	5600.0	83	24862	No
4	GOM_NL__2PRFIN20061202_000801_000000352053_00259_24862_1518.N1	02-DEC-2006 00:08:01	Dark	34.500	123	lot Cen	2.7500	10200.	69	24862	No
5	GOM_NL__2PRFIN20061202_001410_000000372053_00259_24862_1519.N1	02-DEC-2006 00:14:10	Dark	37.000	26	Gam Cru	1.6240	2900.0	74	24862	No
6	GOM_NL__2PRFIN20061202_001627_000000382053_00260_24863_1495.N1	02-DEC-2006 00:16:27	Dark	37.500	113	Mu Vel	2.6920	5000.0	75	24863	No
7	GOM_NL__2PRFIN20061202_001821_000000332053_00260_24863_1496.N1	02-DEC-2006 00:18:21	Dark	32.500	124	The Car	2.7640	30000.	65	24863	No
8	GOM_NL__2PRFIN20061202_002107_000000332053_00260_24863_1497.N1	02-DEC-2006 00:21:07	Dark	33.000	29	Bet Car	1.6720	10200.	66	24863	No
9	GOM_NL__2PRFIN20061202_002303_000000362053_00260_24863_1498.N1	02-DEC-2006 00:23:03	Dark	36.000	41	Eps Car	1.8600	4100.0	72	24863	No
10	GOM_NL__2PRFIN20061202_002824_000000412053_00260_24863_1499.N1	02-DEC-2006 00:28:24	Dark	41.000	2	Alp Car	-0.73600	7000.0	82	24863	No
11	GOM_NL__2PRFIN20061202_004231_000000392053_00260_24863_1500.N1	02-DEC-2006 00:42:31	Straylight	38.500	165	34Gam Eri	2.9500	3200.0	77	24863	No
12	GOM_NL__2PRFIN20061202_004752_000000422053_00260_24863_1501.N1	02-DEC-2006 00:47:52	Twilight	41.500	94	92Alp Cet	2.5260	3100.0	83	24863	No
13	GOM_NL__2PRFIN20061202_005338_000000322053_00260_24863_1502.N1	02-DEC-2006 00:53:38	Bright	32.000	146	25Eta Tau	2.8730	15200.	64	24863	No
14	GOM_NL__2PRFIN20061202_005559_000000322053_00260_24863_1503.N1	02-DEC-2006 00:55:59	Bright	31.500	150	44Zet Per	2.8900	28000.	63	24863	No
15	GOM_NL__2PRFIN20061202_005816_000000292053_00260_24863_1504.N1	02-DEC-2006 00:58:16	Bright	29.000	79	26Bet Per	2.3100	13100.	58	24863	No
16	GOM_NL__2PRFIN20061202_010027_000000302053_00260_24863_1505.N1	02-DEC-2006 01:00:27	Bright	29.500	175	39Del Per	3.0100	19400.	59	24863	No
17	GOM_NL__2PRFIN20061202_010148_000000292053_00260_24863_1506.N1	02-DEC-2006 01:01:48	Bright	29.000	160	23Gam Per	2.9300	4700.0	58	24863	No
18	GOM_NL__2PRFIN20061202_011152_000000322053_00260_24863_1507.N1	02-DEC-2006 01:11:52	Bright	31.500	49	1Alp UMi	1.9900	6300.0	63	24863	No
19	GOM_NL__2PRFIN20061202_011633_000000312053_00260_24863_1508.N1	02-DEC-2006 01:16:33	Bright	30.500	60	7Bet UMi	2.0810	3950.0	61	24863	No
20	GOM_NL__2PRFIN20061202_012144_000000322053_00260_24863_1509.N1	02-DEC-2006 01:21:44	Bright	31.500	32	77Eps UMa	1.7630	11000.	63	24863	No
21	GOM_NL__2PRFIN20061202_012350_000000302053_00260_24863_1510.N1	02-DEC-2006 01:23:50	Bright	30.000	39	85Eta UMa	1.8540	24000.	60	24863	No
22	GOM_NL__2PRFIN20061202_012645_000000302053_00260_24863_1511.N1	02-DEC-2006 01:26:45	Bright	29.500	180	27Gam Boo	3.0400	8000.0	59	24863	No
23	GOM_NL__2PRFIN20061202_013218_000000292053_00260_24863_1512.N1	02-DEC-2006 01:32:18	Bright	28.500	3	16Alp Boo	-0.050000	4250.0	57	24863	No
24	GOM_NL__2PRFIN20061202_013555_000000412053_00260_24863_1513.N1	02-DEC-2006 01:35:55	Bright	40.500	138	47Eps Vir	2.8280	4700.0	81	24863	No
25	GOM_NL__2PRFIN20061202_014143_000000442053_00260_24863_1514.N1	02-DEC-2006 01:41:43	Bright	44.000	15	67Alp Vir	0.97600	28000.	88	24863	No
26	GOM_NL__2PRFIN20061202_014641_000000392053_00260_24863_1515.N1	02-DEC-2006 01:46:41	Twilight	39.000	106	9Bet Crv	2.6480	5600.0	78	24863	No
27	GOM_NL__2PRFIN20061202_014837_000000332053_00260_24863_1516.N1	02-DEC-2006 01:48:37	Dark	32.500	123	lot Cen	2.7500	10200.	65	24863	No
28	GOM_NL__2PRFIN20061202_015446_000000472053_00260_24863_1517.N1	02-DEC-2006 01:54:46	Dark	47.000	26	Gam Cru	1.6240	2900.0	94	24863	No
29	GOM_NL__2PRFIN20061202_015704_000000422053_00261_24864_1494.N1	02-DEC-2006 01:57:04	Dark	41.500	113	Mu Vel	2.6920	5000.0	83	24864	No
30	GOM_NL__2PRFIN20061202_015857_000000322053_00261_24864_1495.N1	02-DEC-2006 01:58:57	Dark	31.500	124	The Car	2.7640	30000.	63	24864	No
31	GOM_NL__2PRFIN20061202_020143_000000332053_00261_24864_1496.N1	02-DEC-2006 02:01:43	Dark	33.000	29	Bet Car	1.6720	10200.	66	24864	No
32	GOM_NL__2PRFIN20061202_020340_000000412053_00261_24864_1497.N1	02-DEC-2006 02:03:40	Dark	41.000	41	Eps Car	1.8600	4100.0	82	24864	No
33	GOM_NL__2PRFIN20061202_020900_000000472053_00261_24864_1498.N1	02-DEC-2006 02:09:00	Dark	46.500	2	Alp Car	-0.73600	7000.0	93	24864	No
34	GOM_NL__2PRFIN20061202_022307_000000382053_00261_24864_1499.N1	02-DEC-2006 02:23:07	Straylight	37.500	165	34Gam Eri	2.9500	3200.0	75	24864	No
35	GOM_NL__2PRFIN20061202_022829_000000402053_00261_24864_1500.N1	02-DEC-2006 02:28:29	Twilight	39.500	94	92Alp Cet	2.5260	3100.0	79	24864	No
36	GOM_NL__2PRFIN20061202_023414_000000322053_00261_24864_1501.N1	02-DEC-2006 02:34:14	Bright	32.000	146	25Eta Tau	2.8730	15200.	64	24864	No
37	GOM_NL__2PRFIN20061202_023635_000000332053_00261_24864_1502.N1	02-DEC-2006 02:36:35	Bright	33.000	150	44Zet Per	2.8900	28000.	66	24864	No
38	GOM_NL__2PRFIN20061202_023851_000000322053_00261_24864_1503.N1	02-DEC-2006 02:38:51	Bright	31.500	79	26Bet Per	2.3100	13100.	63	24864	No
39	GOM_NL__2PRFIN20061202_024103_000000302053_00261_24864_1504.N1	02-DEC-2006 02:41:03	Bright	29.500	175	39Del Per	3.0100	19400.	59	24864	No
40	GOM_NL__2PRFIN20061202_024224_000000302053_00261_24864_1505.N1	02-DEC-2006 02:42:24	Bright	29.500	160	23Gam Per	2.9300	4700.0	59	24864	No
41	GOM_NL__2PRFIN20061202_025228_000000282053_00261_24864_1506.N1	02-DEC-2006 02:52:28	Bright	27.500	49	1Alp UMi	1.9900	6300.0	55	24864	No
42	GOM_NL__2PRFIN20061202_025709_000000302053_00261_24864_1507.N1	02-DEC-2006 02:57:09	Bright	30.000	60	7Bet UMi	2.0810	3950.0	60	24864	No

43	GOM_NL__2PRFIN20061202_030220_000000332053_00261_24864_1508.N1	02-DEC-2006 03:02:20	Bright	33.000	32	77Eps UMa	1.7630	11000.	66	24864	No
44	GOM_NL__2PRFIN20061202_030426_000000322053_00261_24864_1509.N1	02-DEC-2006 03:04:26	Bright	31.500	39	85Eta UMa	1.8540	24000.	63	24864	No
45	GOM_NL__2PRFIN20061202_030721_000000292053_00261_24864_1510.N1	02-DEC-2006 03:07:21	Bright	28.500	180	27Gam Boo	3.0400	8000.0	57	24864	No
46	GOM_NL__2PRFIN20061202_031254_000000292053_00261_24864_1511.N1	02-DEC-2006 03:12:54	Bright	28.500	3	16Alp Boo	-0.050000	4250.0	57	24864	No
47	GOM_NL__2PRFIN20061202_031632_000000362053_00261_24864_1512.N1	02-DEC-2006 03:16:32	Bright	36.000	138	47Eps Vir	2.8280	4700.0	72	24864	No
48	GOM_NL__2PRFIN20061202_032219_000000342053_00261_24864_1513.N1	02-DEC-2006 03:22:19	Bright	34.000	15	67Alp Vir	0.97600	28000.	68	24864	No
49	GOM_NL__2PRFIN20061202_032541_000000392053_00261_24864_1514.N1	02-DEC-2006 03:25:41	Twilight	39.000	163	7Del Crv	2.9450	11000.	78	24864	No
50	GOM_NL__2PRFIN20061202_032718_000000372053_00261_24864_1515.N1	02-DEC-2006 03:27:18	Twilight	36.500	106	9Bet Crv	2.6480	5600.0	73	24864	No
51	GOM_NL__2PRFIN20061202_032914_000000312053_00261_24864_1516.N1	02-DEC-2006 03:29:14	Dark	31.000	123	1ot Cen	2.7500	10200.	62	24864	No
52	GOM_NL__2PRFIN20061202_033523_000000432053_00261_24864_1517.N1	02-DEC-2006 03:35:23	Dark	43.000	26	Gam Cru	1.6240	2900.0	86	24864	No
53	GOM_NL__2PRFIN20061202_033741_000000382053_00262_24865_1493.N1	02-DEC-2006 03:37:41	Dark	38.000	113	Mu Vel	2.6920	5000.0	76	24865	No
54	GOM_NL__2PRFIN20061202_033934_000000322053_00262_24865_1494.N1	02-DEC-2006 03:39:34	Dark	32.000	124	The Car	2.7640	30000.	64	24865	No
55	GOM_NL__2PRFIN20061202_034220_000000332053_00262_24865_1495.N1	02-DEC-2006 03:42:20	Dark	33.000	29	Bet Car	1.6720	10200.	66	24865	No
56	GOM_NL__2PRFIN20061202_034416_000000392053_00262_24865_1496.N1	02-DEC-2006 03:44:16	Dark	38.500	41	Eps Car	1.8600	4100.0	77	24865	No
57	GOM_NL__2PRFIN20061202_034937_000000422053_00262_24865_1497.N1	02-DEC-2006 03:49:37	Dark	41.500	2	Alp Car	-0.73600	7000.0	83	24865	No
58	GOM_NL__2PRFIN20061202_040344_000000412053_00262_24865_1498.N1	02-DEC-2006 04:03:44	Straylight	40.500	165	34Gam Eri	2.9500	3200.0	81	24865	No
59	GOM_NL__2PRFIN20061202_040905_000000452053_00262_24865_1499.N1	02-DEC-2006 04:09:05	Twilight	45.000	94	92Alp Cet	2.5260	3100.0	90	24865	No
60	GOM_NL__2PRFIN20061202_041450_000000322053_00262_24865_1500.N1	02-DEC-2006 04:14:50	Bright	31.500	146	25Eta Tau	2.8730	15200.	63	24865	No
61	GOM_NL__2PRFIN20061202_041711_000000332053_00262_24865_1501.N1	02-DEC-2006 04:17:11	Bright	32.500	150	44Zet Per	2.8900	28000.	65	24865	No
62	GOM_NL__2PRFIN20061202_041928_000000302053_00262_24865_1502.N1	02-DEC-2006 04:19:28	Bright	30.000	79	26Bet Per	2.3100	13100.	60	24865	No
63	GOM_NL__2PRFIN20061202_042138_000000312053_00262_24865_1503.N1	02-DEC-2006 04:21:38	Bright	30.500	175	39Del Per	3.0100	19400.	61	24865	No
64	GOM_NL__2PRFIN20061202_042300_000000302053_00262_24865_1504.N1	02-DEC-2006 04:23:00	Bright	29.500	160	23Gam Per	2.9300	4700.0	59	24865	No
65	GOM_NL__2PRFIN20061202_043304_000000292053_00262_24865_1505.N1	02-DEC-2006 04:33:04	Bright	28.500	49	1Alp UMi	1.9900	6300.0	57	24865	No
66	GOM_NL__2PRFIN20061202_043745_000000322053_00262_24865_1506.N1	02-DEC-2006 04:37:45	Bright	32.000	60	7Bet UMi	2.0810	3950.0	64	24865	No
67	GOM_NL__2PRFIN20061202_044256_000000312053_00262_24865_1507.N1	02-DEC-2006 04:42:56	Bright	31.000	32	77Eps UMa	1.7630	11000.	62	24865	No
68	GOM_NL__2PRFIN20061202_044502_000000302053_00262_24865_1508.N1	02-DEC-2006 04:45:02	Bright	29.500	39	85Eta UMa	1.8540	24000.	59	24865	No
69	GOM_NL__2PRFIN20061202_044757_000000292053_00262_24865_1509.N1	02-DEC-2006 04:47:57	Bright	28.500	180	27Gam Boo	3.0400	8000.0	57	24865	No
70	GOM_NL__2PRFIN20061202_045330_000000292053_00262_24865_1510.N1	02-DEC-2006 04:53:30	Bright	28.500	3	16Alp Boo	-0.050000	4250.0	57	24865	No
71	GOM_NL__2PRFIN20061202_045708_000000352053_00262_24865_1511.N1	02-DEC-2006 04:57:08	Bright	35.000	138	47Eps Vir	2.8280	4700.0	70	24865	No
72	GOM_NL__2PRFIN20061202_050255_000000352053_00262_24865_1512.N1	02-DEC-2006 05:02:55	Bright	34.500	15	67Alp Vir	0.97600	28000.	69	24865	No
73	GOM_NL__2PRFIN20061202_050618_000000372053_00262_24865_1513.N1	02-DEC-2006 05:06:18	Twilight	37.000	163	7Del Crv	2.9450	11000.	74	24865	No
74	GOM_NL__2PRFIN20061202_050755_000000392053_00262_24865_1514.N1	02-DEC-2006 05:07:55	Twilight	39.000	106	9Bet Crv	2.6480	5600.0	78	24865	No
75	GOM_NL__2PRFIN20061202_050950_000000332053_00262_24865_1515.N1	02-DEC-2006 05:09:50	Dark	33.000	123	1ot Cen	2.7500	10200.	66	24865	No
76	GOM_NL__2PRFIN20061202_051559_000000422053_00262_24865_1516.N1	02-DEC-2006 05:15:59	Dark	42.000	26	Gam Cru	1.6240	2900.0	84	24865	No
77	GOM_NL__2PRFIN20061202_051818_000000362053_00263_24866_1492.N1	02-DEC-2006 05:18:18	Dark	36.000	113	Mu Vel	2.6920	5000.0	72	24866	No
78	GOM_NL__2PRFIN20061202_052010_000000332053_00263_24866_1493.N1	02-DEC-2006 05:20:10	Dark	32.500	124	The Car	2.7640	30000.	65	24866	No
79	GOM_NL__2PRFIN20061202_052256_000000322053_00263_24866_1494.N1	02-DEC-2006 05:22:56	Dark	32.000	29	Bet Car	1.6720	10200.	64	24866	No
80	GOM_NL__2PRFIN20061202_052453_000000362053_00263_24866_1495.N1	02-DEC-2006 05:24:53	Dark	36.000	41	Eps Car	1.8600	4100.0	72	24866	No
81	GOM_NL__2PRFIN20061202_053013_000000432053_00263_24866_1496.N1	02-DEC-2006 05:30:13	Dark	42.500	2	Alp Car	-0.73600	7000.0	85	24866	No
82	GOM_NL__2PRFIN20061202_054419_000000392053_00263_24866_1497.N1	02-DEC-2006 05:44:19	Straylight	39.000	165	34Gam Eri	2.9500	3200.0	78	24866	No
83	GOM_NL__2PRFIN20061202_054941_000000362053_00263_24866_1498.N1	02-DEC-2006 05:49:41	Twilight	35.500	94	92Alp Cet	2.5260	3100.0	71	24866	No
84	GOM_NL__2PRFIN20061202_055525_000000332053_00263_24866_1499.N1	02-DEC-2006 05:55:25	Bright	32.500	146	25Eta Tau	2.8730	15200.	65	24866	No
85	GOM_NL__2PRFIN20061202_055747_000000322053_00263_24866_1500.N1	02-DEC-2006 05:57:47	Bright	32.000	150	44Zet Per	2.8900	28000.	64	24866	No
86	GOM_NL__2PRFIN20061202_060004_000000312053_00263_24866_1501.N1	02-DEC-2006 06:00:04	Bright	30.500	79	26Bet Per	2.3100	13100.	61	24866	No
87	GOM_NL__2PRFIN20061202_060214_000000302053_00263_24866_1502.N1	02-DEC-2006 06:02:14	Bright	30.000	175	39Del Per	3.0100	19400.	60	24866	No
88	GOM_NL__2PRFIN20061202_060336_000000302053_00263_24866_1503.N1	02-DEC-2006 06:03:36	Bright	30.000	160	23Gam Per	2.9300	4700.0	60	24866	No
89	GOM_NL__2PRFIN20061202_061340_000000312053_00263_24866_1504.N1	02-DEC-2006 06:13:40	Bright	30.500	49	1Alp UMi	1.9900	6300.0	61	24866	No
90	GOM_NL__2PRFIN20061202_061821_000000302053_00263_24866_1505.N1	02-DEC-2006 06:18:21	Bright	30.000	60	7Bet UMi	2.0810	3950.0	60	24866	No
91	GOM_NL__2PRFIN20061202_062332_000000312053_00263_24866_1506.N1	02-DEC-2006 06:23:32	Bright	30.500	32	77Eps UMa	1.7630	11000.	61	24866	No
92	GOM_NL__2PRFIN20061202_062538_000000322053_00263_24866_1507.N1	02-DEC-2006 06:25:38	Bright	31.500	39	85Eta UMa	1.8540	24000.	63	24866	No
93	GOM_NL__2PRFIN20061202_062834_000000302053_00263_24866_1508.N1	02-DEC-2006 06:28:34	Bright	29.500	180	27Gam Boo	3.0400	8000.0	59	24866	No
94	GOM_NL__2PRFIN20061202_063406_000000292053_00263_24866_1509.N1	02-DEC-2006 06:34:06	Bright	29.000	3	16Alp Boo	-0.050000	4250.0	58	24866	No
95	GOM_NL__2PRFIN20061202_063745_000000352053_00263_24866_1510.N1	02-DEC-2006 06:37:45	Bright	35.000	138	47Eps Vir	2.8280	4700.0	70	24866	No
96	GOM_NL__2PRFIN20061202_064332_000000332053_00263_24866_1511.N1	02-DEC-2006 06:43:32	Bright	33.000	15	67Alp Vir	0.97600	28000.	66	24866	No
97	GOM_NL__2PRFIN20061202_064655_000000382053_00263_24866_1512.N1	02-DEC-2006 06:46:55	Twilight	38.000	163	7Del Crv	2.9450	11000.	76	24866	No
98	GOM_NL__2PRFIN20061202_064832_000000402053_00263_24866_1513.N1	02-DEC-2006 06:48:32	Twilight	39.500	106	9Bet Crv	2.6480	5600.0	79	24866	No
99	GOM_NL__2PRFIN20061202_065026_000000332053_00263_24866_1514.N1	02-DEC-2006 06:50:26	Dark	33.000	123	1ot Cen	2.7500	10200.	66	24866	No
100	GOM_NL__2PRFIN20061202_065635_000000442053_00263_24866_1515.N1	02-DEC-2006 06:56:35	Dark	43.500	26	Gam Cru	1.6240	2900.0	87	24866	No
101	GOM_NL__2PRFIN20061202_065854_000000372053_00264_24867_1491.N1	02-DEC-2006 06:58:54	Dark	37.000	113	Mu Vel	2.6920	5000.0	74	24867	No

102	GOM_NL__2PRFIN20061202_070047_000000332053_00264_24867_1492.N1	02-DEC-2006 07:00:47	Dark	32.500	124	The Car	2.7640	30000.	65	24867	No
103	GOM_NL__2PRFIN20061202_070333_000000332053_00264_24867_1493.N1	02-DEC-2006 07:03:33	Dark	32.500	29	Bet Car	1.6720	10200.	65	24867	No
104	GOM_NL__2PRFIN20061202_070529_000000372053_00264_24867_1494.N1	02-DEC-2006 07:05:29	Dark	37.000	41	Eps Car	1.8600	4100.0	74	24867	No
105	GOM_NL__2PRFIN20061202_071050_000000522053_00264_24867_1495.N1	02-DEC-2006 07:10:50	Dark	51.500	2	Alp Car	-0.73600	7000.0	103	24867	No
106	GOM_NL__2PRFIN20061202_072456_000000382053_00264_24867_1496.N1	02-DEC-2006 07:24:56	Straylight	38.000	165	34Gam Eri	2.9500	3200.0	76	24867	No
107	GOM_NL__2PRFIN20061202_073017_000000352053_00264_24867_1497.N1	02-DEC-2006 07:30:17	Tw_i_and_stray	34.500	94	92Alp Cet	2.5260	3100.0	69	24867	No
108	GOM_NL__2PRFIN20061202_073602_000000312053_00264_24867_1498.N1	02-DEC-2006 07:36:02	Bright	30.500	146	25Eta Tau	2.8730	15200.	61	24867	No
109	GOM_NL__2PRFIN20061202_073822_000000312053_00264_24867_1499.N1	02-DEC-2006 07:38:22	Bright	31.000	150	44Zet Per	2.8900	28000.	62	24867	No
110	GOM_NL__2PRFIN20061202_074039_000000312053_00264_24867_1500.N1	02-DEC-2006 07:40:39	Bright	31.000	79	26Bet Per	2.3100	13100.	62	24867	No
111	GOM_NL__2PRFIN20061202_074250_000000292053_00264_24867_1501.N1	02-DEC-2006 07:42:50	Bright	29.000	175	39Del Per	3.0100	19400.	58	24867	No
112	GOM_NL__2PRFIN20061202_074412_000000312053_00264_24867_1502.N1	02-DEC-2006 07:44:12	Bright	31.000	160	23Gam Per	2.9300	4700.0	62	24867	No
113	GOM_NL__2PRFIN20061202_075416_000000292053_00264_24867_1503.N1	02-DEC-2006 07:54:16	Bright	28.500	49	1Alp UMi	1.9900	6300.0	57	24867	No
114	GOM_NL__2PRFIN20061202_075857_000000462053_00264_24867_1504.N1	02-DEC-2006 07:58:57	Bright	45.500	60	7Bet UMi	2.0810	3950.0	91	24867	No
115	GOM_NL__2PRFIN20061202_080408_000000312053_00264_24867_1505.N1	02-DEC-2006 08:04:08	Bright	30.500	32	77Eps UMa	1.7630	11000.	61	24867	No
116	GOM_NL__2PRFIN20061202_080614_000000292053_00264_24867_1506.N1	02-DEC-2006 08:06:14	Bright	28.500	39	85Eta UMa	1.8540	24000.	57	24867	No
117	GOM_NL__2PRFIN20061202_080910_000000292053_00264_24867_1507.N1	02-DEC-2006 08:09:10	Bright	28.500	180	27Gam Boo	3.0400	8000.0	57	24867	No
118	GOM_NL__2PRFIN20061202_081443_000000282053_00264_24867_1508.N1	02-DEC-2006 08:14:43	Bright	28.000	3	16Alp Boo	-0.050000	4250.0	56	24867	No
119	GOM_NL__2PRFIN20061202_081821_000000352053_00264_24867_1509.N1	02-DEC-2006 08:18:21	Bright	34.500	138	47Eps Vir	2.8280	4700.0	69	24867	No
120	GOM_NL__2PRFIN20061202_082408_000000492053_00264_24867_1510.N1	02-DEC-2006 08:24:08	Bright	49.000	15	67Alp Vir	0.97600	28000.	98	24867	No
121	GOM_NL__2PRFIN20061202_082731_000000392053_00264_24867_1511.N1	02-DEC-2006 08:27:31	Tw_i_and_stray	38.500	163	7Del Crv	2.9450	11000.	77	24867	No
122	GOM_NL__2PRFIN20061202_082908_000000412053_00264_24867_1512.N1	02-DEC-2006 08:29:08	Twilight	41.000	106	9Bet Crv	2.6480	5600.0	82	24867	No
123	GOM_NL__2PRFIN20061202_083103_000000332053_00264_24867_1513.N1	02-DEC-2006 08:31:03	Dark	33.000	123	lot Cen	2.7500	10200.	66	24867	No
124	GOM_NL__2PRFIN20061202_083712_000000382053_00264_24867_1514.N1	02-DEC-2006 08:37:12	Dark	37.500	26	Gam Cru	1.6240	2900.0	75	24867	No
125	GOM_NL__2PRFIN20061202_083931_000000372053_00265_24868_1490.N1	02-DEC-2006 08:39:31	Dark	37.000	113	Mu Vel	2.6920	5000.0	74	24868	No
126	GOM_NL__2PRFIN20061202_084123_000000322053_00265_24868_1491.N1	02-DEC-2006 08:41:23	Dark	31.500	124	The Car	2.7640	30000.	63	24868	No
127	GOM_NL__2PRFIN20061202_084409_000000332053_00265_24868_1492.N1	02-DEC-2006 08:44:09	Dark	32.500	29	Bet Car	1.6720	10200.	65	24868	No
128	GOM_NL__2PRFIN20061202_084606_000000382053_00265_24868_1493.N1	02-DEC-2006 08:46:06	Dark	37.500	41	Eps Car	1.8600	4100.0	75	24868	No
129	GOM_NL__2PRFIN20061202_085126_000000472053_00265_24868_1494.N1	02-DEC-2006 08:51:26	Dark	46.500	2	Alp Car	-0.73600	7000.0	93	24868	No
130	GOM_NL__2PRFIN20061202_090532_000000382053_00265_24868_1495.N1	02-DEC-2006 09:05:32	Straylight	38.000	165	34Gam Eri	2.9500	3200.0	76	24868	No
131	GOM_NL__2PRFIN20061202_091053_000000362053_00265_24868_1496.N1	02-DEC-2006 09:10:53	Tw_i_and_stray	36.000	94	92Alp Cet	2.5260	3100.0	72	24868	No
132	GOM_NL__2PRFIN20061202_091637_000000322053_00265_24868_1497.N1	02-DEC-2006 09:16:37	Bright	31.500	146	25Eta Tau	2.8730	15200.	63	24868	No
133	GOM_NL__2PRFIN20061202_091858_000000322053_00265_24868_1498.N1	02-DEC-2006 09:18:58	Bright	31.500	150	44Zet Per	2.8900	28000.	63	24868	No
134	GOM_NL__2PRFIN20061202_092115_000000302053_00265_24868_1499.N1	02-DEC-2006 09:21:15	Bright	30.000	79	26Bet Per	2.3100	13100.	60	24868	No
135	GOM_NL__2PRFIN20061202_092326_000000312053_00265_24868_1500.N1	02-DEC-2006 09:23:26	Bright	30.500	175	39Del Per	3.0100	19400.	61	24868	No
136	GOM_NL__2PRFIN20061202_092448_000000302053_00265_24868_1501.N1	02-DEC-2006 09:24:48	Bright	30.000	160	23Gam Per	2.9300	4700.0	60	24868	No
137	GOM_NL__2PRFIN20061202_093452_000000312053_00265_24868_1502.N1	02-DEC-2006 09:34:52	Bright	30.500	49	1Alp UMi	1.9900	6300.0	61	24868	No
138	GOM_NL__2PRFIN20061202_093933_000000312053_00265_24868_1503.N1	02-DEC-2006 09:39:33	Bright	31.000	60	7Bet UMi	2.0810	3950.0	62	24868	No
139	GOM_NL__2PRFIN20061202_094444_000000312053_00265_24868_1504.N1	02-DEC-2006 09:44:44	Bright	30.500	32	77Eps UMa	1.7630	11000.	61	24868	No
140	GOM_NL__2PRFIN20061202_094650_000000332053_00265_24868_1505.N1	02-DEC-2006 09:46:50	Bright	32.500	39	85Eta UMa	1.8540	24000.	65	24868	No
141	GOM_NL__2PRFIN20061202_094946_000000282053_00265_24868_1506.N1	02-DEC-2006 09:49:46	Bright	28.000	180	27Gam Boo	3.0400	8000.0	56	24868	No
142	GOM_NL__2PRFIN20061202_095519_000000292053_00265_24868_1507.N1	02-DEC-2006 09:55:19	Bright	29.000	3	16Alp Boo	-0.050000	4250.0	58	24868	No
143	GOM_NL__2PRFIN20061202_095857_000000342053_00265_24868_1508.N1	02-DEC-2006 09:58:57	Bright	34.000	138	47Eps Vir	2.8280	4700.0	68	24868	No
144	GOM_NL__2PRFIN20061202_100444_000000372053_00265_24868_1509.N1	02-DEC-2006 10:04:44	Bright	36.500	15	67Alp Vir	0.97600	28000.	73	24868	No
145	GOM_NL__2PRFIN20061202_100808_000000352053_00265_24868_1510.N1	02-DEC-2006 10:08:08	Tw_i_and_stray	35.000	163	7Del Crv	2.9450	11000.	70	24868	No
146	GOM_NL__2PRFIN20061202_100945_000000382053_00265_24868_1511.N1	02-DEC-2006 10:09:45	Twilight	38.000	106	9Bet Crv	2.6480	5600.0	76	24868	No
147	GOM_NL__2PRFIN20061202_101139_000000322053_00265_24868_1512.N1	02-DEC-2006 10:11:39	Dark	32.000	123	lot Cen	2.7500	10200.	64	24868	No
148	GOM_NL__2PRFIN20061202_101748_000000372053_00265_24868_1513.N1	02-DEC-2006 10:17:48	Dark	36.500	26	Gam Cru	1.6240	2900.0	73	24868	No
149	GOM_NL__2PRFIN20061202_102008_000000382053_00266_24869_1549.N1	02-DEC-2006 10:20:08	Dark	38.000	113	Mu Vel	2.6920	5000.0	76	24869	No
150	GOM_NL__2PRFIN20061202_102159_000000322053_00266_24869_1550.N1	02-DEC-2006 10:21:59	Dark	31.500	124	The Car	2.7640	30000.	63	24869	No
151	GOM_NL__2PRFIN20061202_102445_000000322053_00266_24869_1551.N1	02-DEC-2006 10:24:45	Dark	32.000	29	Bet Car	1.6720	10200.	64	24869	No
152	GOM_NL__2PRFIN20061202_102643_000000452053_00266_24869_1552.N1	02-DEC-2006 10:26:43	Dark	45.000	41	Eps Car	1.8600	4100.0	90	24869	No
153	GOM_NL__2PRFIN20061202_103202_000000452053_00266_24869_1553.N1	02-DEC-2006 10:32:02	Dark	44.500	2	Alp Car	-0.73600	7000.0	89	24869	No
154	GOM_NL__2PRFIN20061202_104608_000000392053_00266_24869_1554.N1	02-DEC-2006 10:46:08	Straylight	38.500	165	34Gam Eri	2.9500	3200.0	77	24869	No
155	GOM_NL__2PRFIN20061202_105129_000000382053_00266_24869_1555.N1	02-DEC-2006 10:51:29	Tw_i_and_stray	38.000	94	92Alp Cet	2.5260	3100.0	76	24869	No
156	GOM_NL__2PRFIN20061202_105713_000000322053_00266_24869_1556.N1	02-DEC-2006 10:57:13	Bright	32.000	146	25Eta Tau	2.8730	15200.	64	24869	No
157	GOM_NL__2PRFIN20061202_105934_000000332053_00266_24869_1557.N1	02-DEC-2006 10:59:34	Bright	32.500	150	44Zet Per	2.8900	28000.	65	24869	No
158	GOM_NL__2PRFIN20061202_110151_000000312053_00266_24869_1558.N1	02-DEC-2006 11:01:51	Bright	30.500	79	26Bet Per	2.3100	13100.	61	24869	No
159	GOM_NL__2PRFIN20061202_110401_000000302053_00266_24869_1559.N1	02-DEC-2006 11:04:01	Bright	30.000	175	39Del Per	3.0100	19400.	60	24869	No
160	GOM_NL__2PRFIN20061202_110523_000000322053_00266_24869_1560.N1	02-DEC-2006 11:05:23	Bright	31.500	160	23Gam Per	2.9300	4700.0	63	24869	No







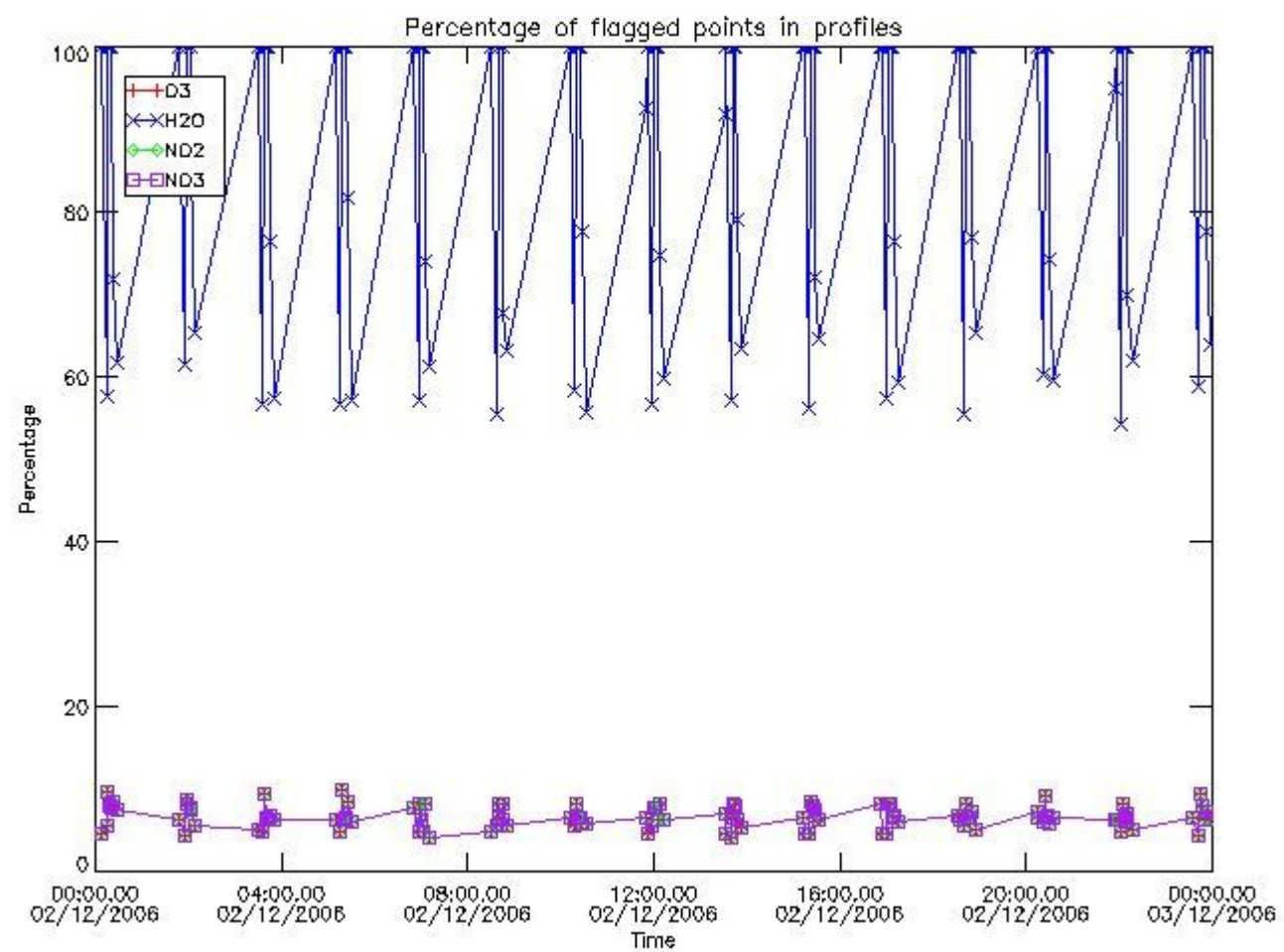


338	GOM_NL__2PRFIN20061202_233438_000000392053_00273_24876_1563.N1	02-DEC-2006 23:34:38	Dark	39.000	106	9Bet Crv	2.6480	5600.0	78	24876	No
339	GOM_NL__2PRFIN20061202_234239_000000472053_00273_24876_1564.N1	02-DEC-2006 23:42:39	Dark	46.500	26	Gam Cru	1.6240	2900.0	93	24876	No
340	GOM_NL__2PRFIN20061202_234501_000000382053_00274_24877_1541.N1	02-DEC-2006 23:45:01	Dark	38.000	113	Mu Vel	2.6920	5000.0	76	24877	No
341	GOM_NL__2PRFIN20061202_234650_000000332053_00274_24877_1542.N1	02-DEC-2006 23:46:50	Dark	32.500	124	The Car	2.7640	30000.	65	24877	No
342	GOM_NL__2PRFIN20061202_234936_000000332053_00274_24877_1543.N1	02-DEC-2006 23:49:36	Dark	33.000	29	Bet Car	1.6720	10200.	66	24877	No
343	GOM_NL__2PRFIN20061202_235135_000000362053_00274_24877_1544.N1	02-DEC-2006 23:51:35	Dark	36.000	41	Eps Car	1.8600	4100.0	72	24877	No
344	GOM_NL__2PRFIN20061202_235654_000000412053_00274_24877_1545.N1	02-DEC-2006 23:56:54	Dark	40.500	2	Alp Car	-0.73600	7000.0	81	24877	No

### 3. Quality information per product

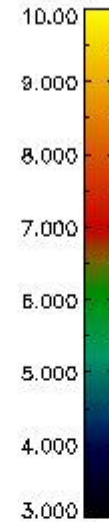
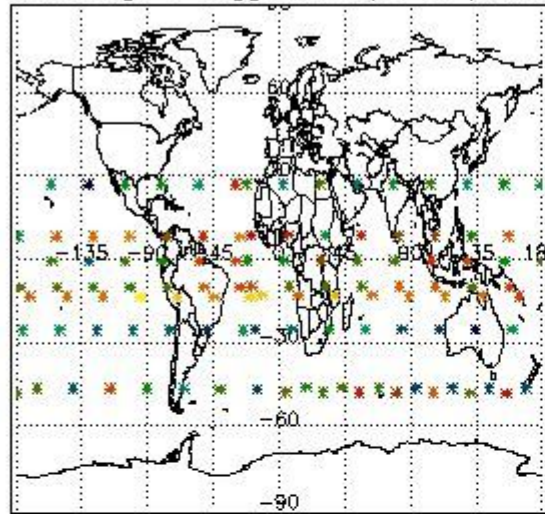
In this section it is plotted some information contained in the Quality Summary data set of the level 2 products. Only products in dark limb conditions and without errors (error flag in the MPH set to "0") are used.

#### 3.1 Plot quality information per product (time dependant)

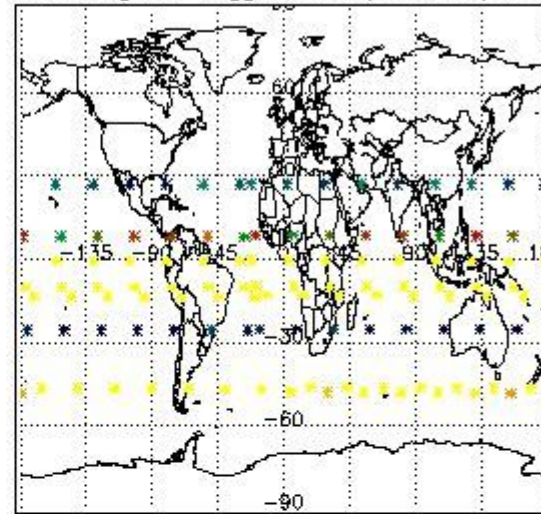


#### 3.2 Plot quality information per product (world map)

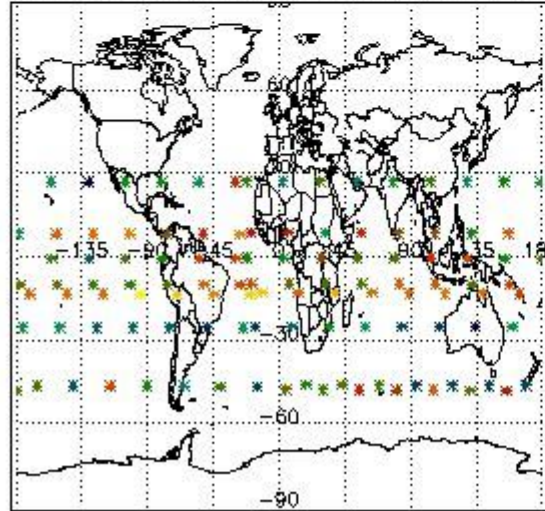
Percentage of flagged data per O3 profile



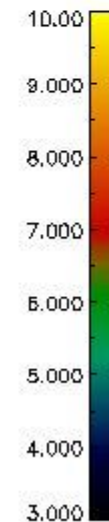
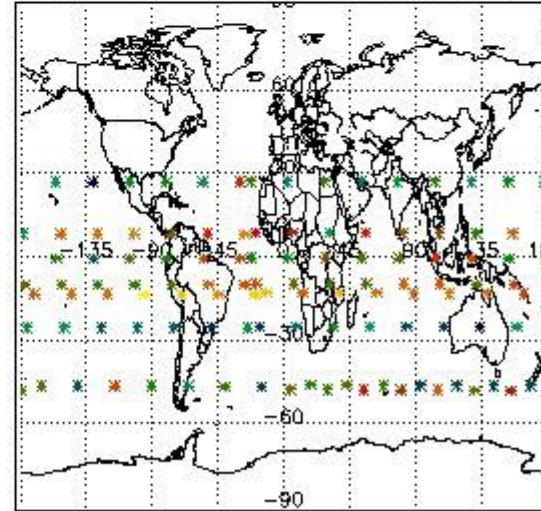
Percentage of flagged data per H2O profile



Percentage of flagged data per NO2 profile



Percentage of flagged data per NO3 profile

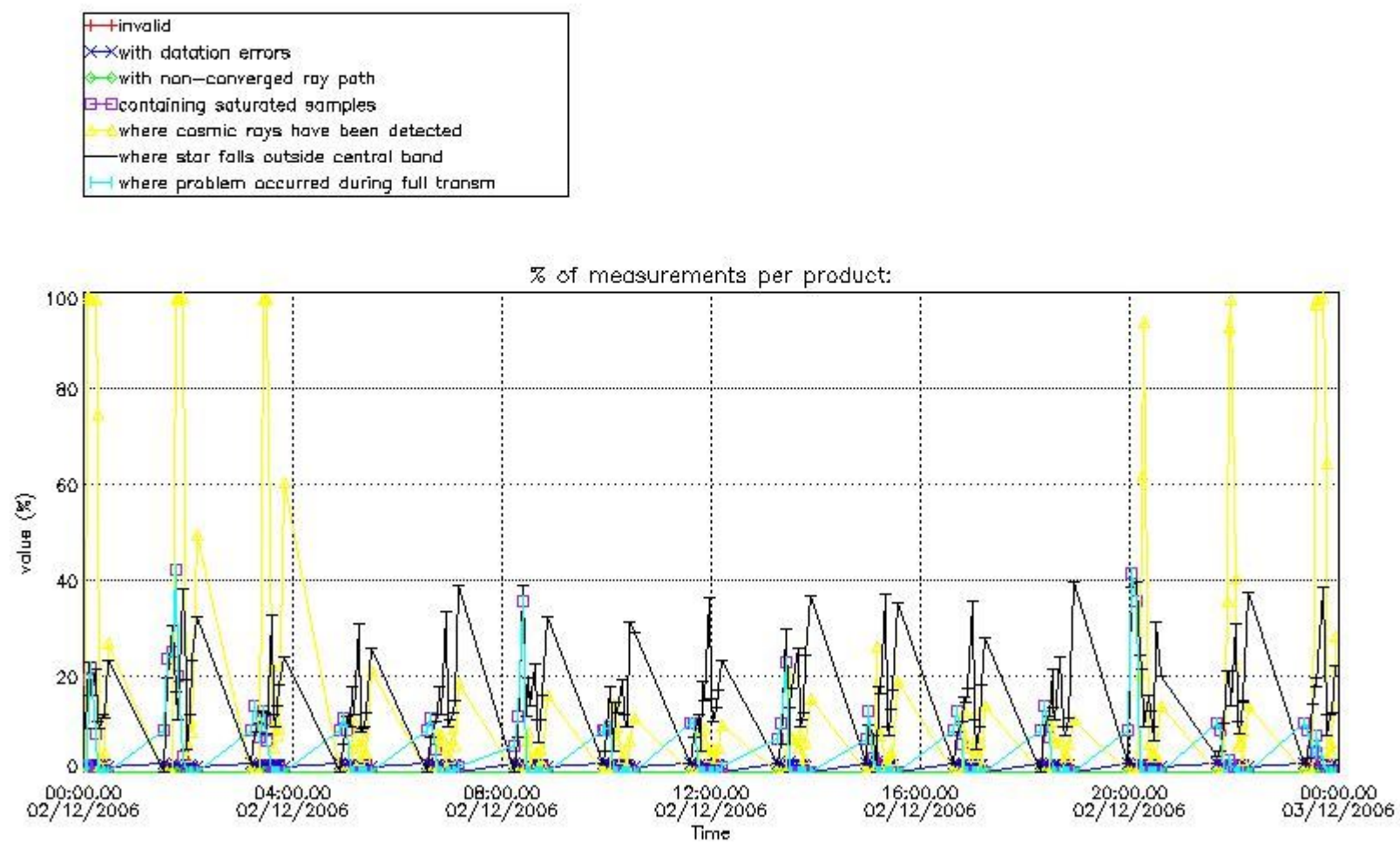


#### 4. Level 1 quality information per product

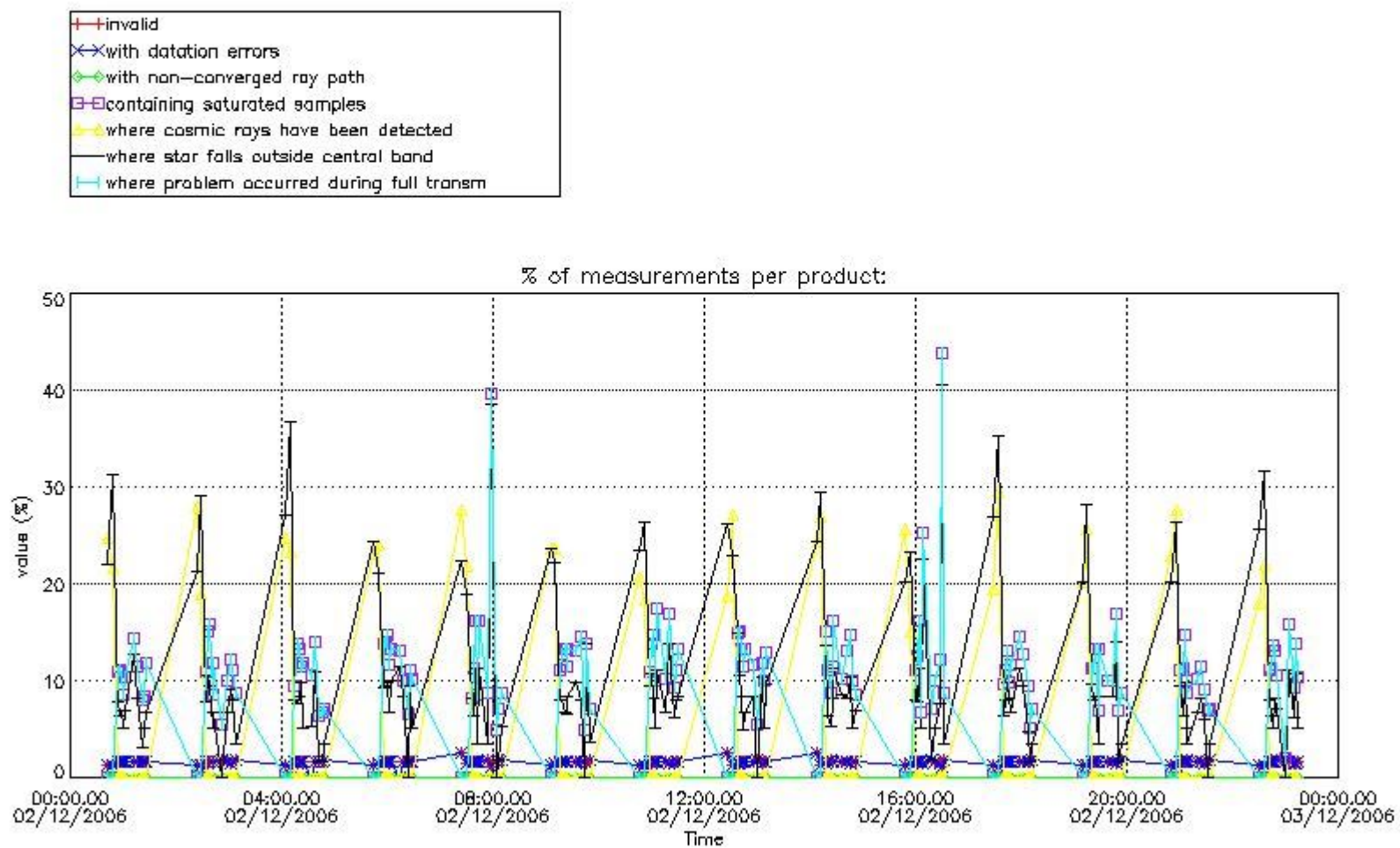
In this section it is plotted some information contained in the Quality Summary data set of the level 2 products that comes from the level 1b processing. Products without errors (error flag in the MPH set to "0") are used.

##### 4.1 Plot quality information per product (time dependant) coming from level 1b processing

###### 4.1.1 Plot level 1 quality information per product (time dependant): ENVISAT ASCENDING passes



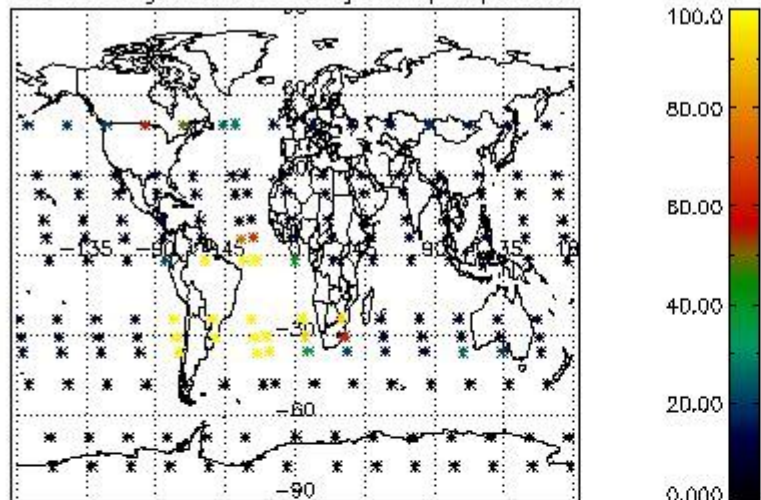
4.1.2 Plot level 1 quality information per product (time dependant): ENVI SAT DESCENDING passes



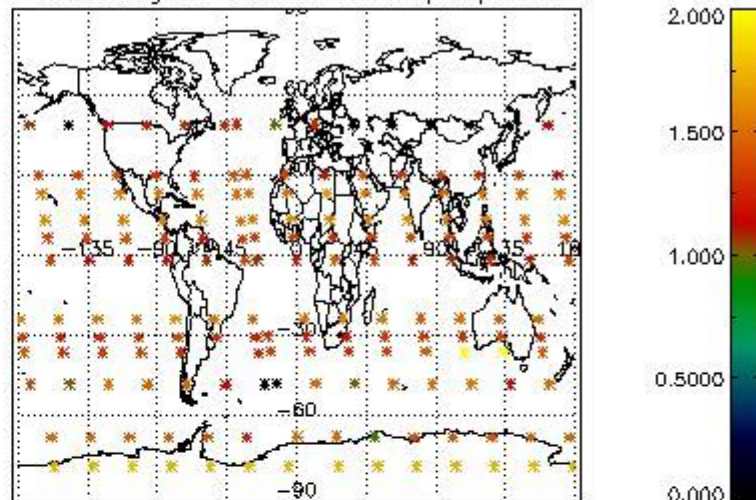
4.2 Plot quality information per product coming from level 1b processing (world map)

4.2.1 Plot level 1 quality information per product (world map): ENVISAT ASCENDING passes

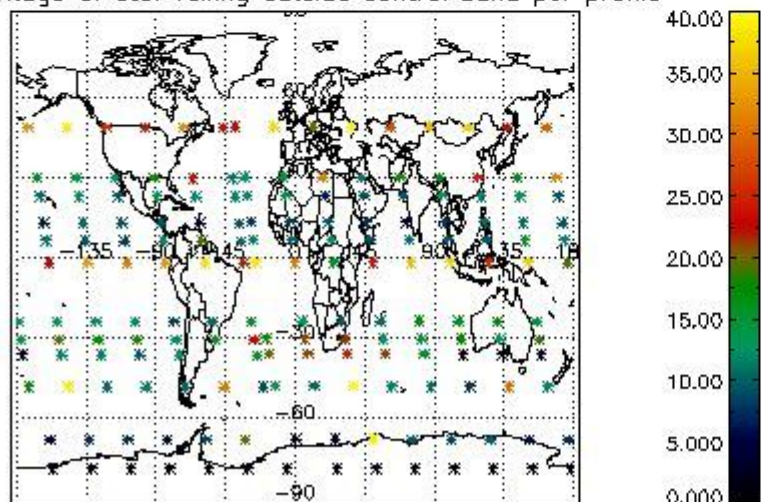
Percentage of cosmic ray hits per profile



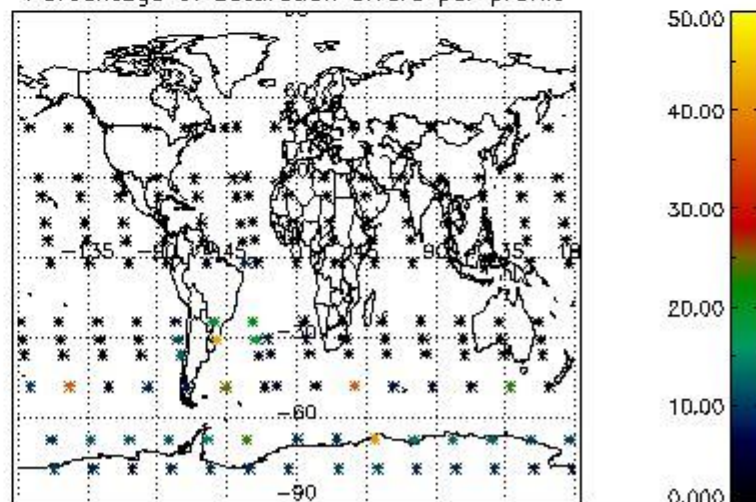
Percentage of datation errors per profile



Percentage of star falling outside central band per profile

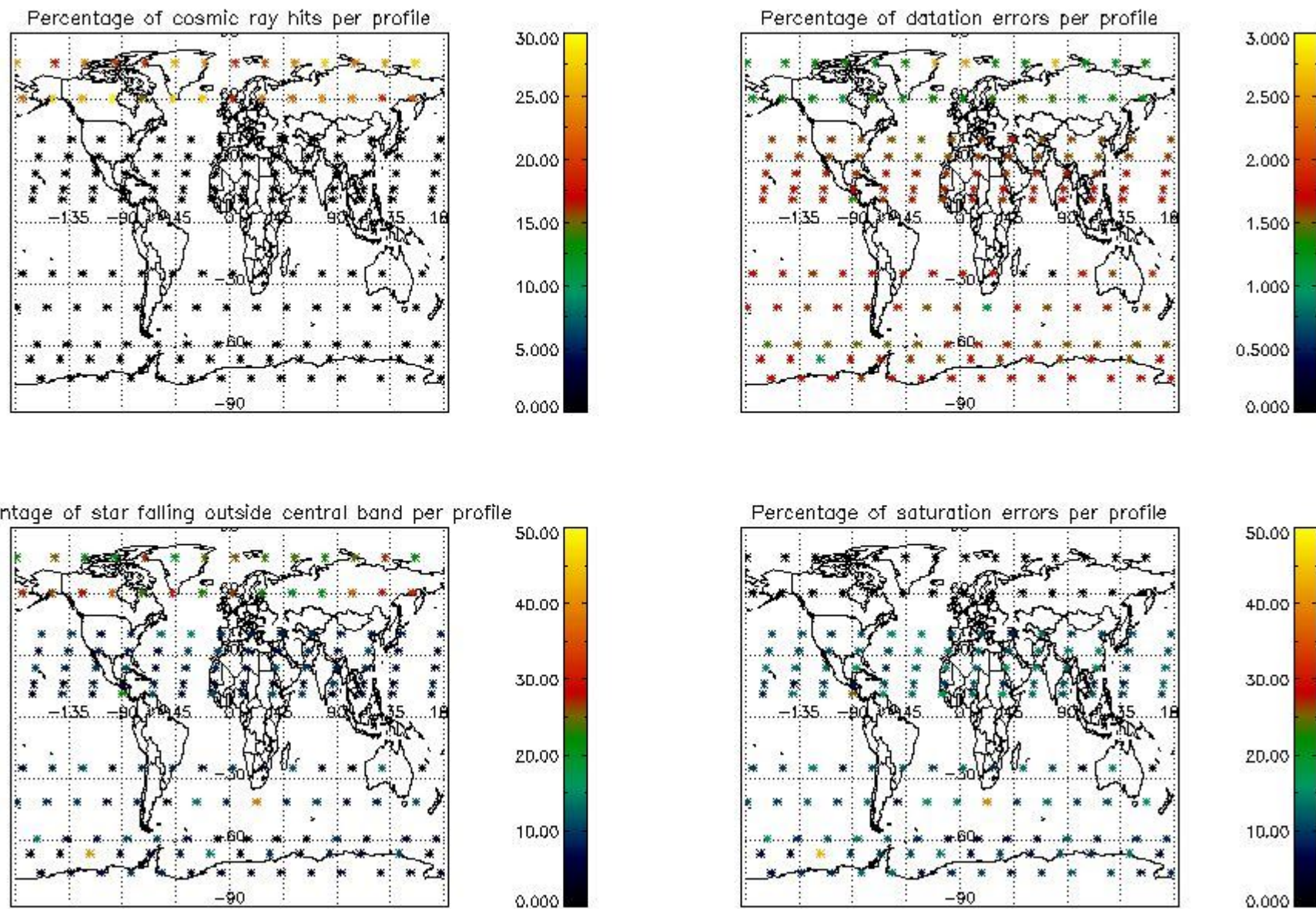


Percentage of saturation errors per profile



4.2.2 Plot level 1 quality information per product (world map): ENVISAT DESCENDING passes





## 5. Trace gas profiles

### 5.1 Ozone statistics based on quality of products

The final quality of the products can be "measured" using the STD (Standard Deviation) attached to every point profile. This information is written to the parameter GOM\_NL\_\_2P/NL\_LOCAL\_SPECIES\_DENSITY/o3\_std of the level 2 products. The table below shows the statistics for given STD ranges.

The statistics are given with respect to the overall valid production:

- Products without fatal errors: GOM\_NL\_\_2P/MPH/PRODUCT\_ERR=0
- Valid point profile: GOM\_NL\_\_2P/NL\_LOCAL\_SPECIES\_DENSITY/pcd(0)=0

The 'Criteria' is applied to valid points of dark limb products:

- Products in dark limb illumination condition: GOM\_NL\_\_2P/NL\_SUMMARY\_QUALITY/obs\_ill\_cond=0
- Products without fatal errors: GOM\_NL\_\_2P/MPH/PRODUCT\_ERR=0
- Valid point profile: GOM\_NL\_\_2P/NL\_LOCAL\_SPECIES\_DENSITY/pcd(0)=0

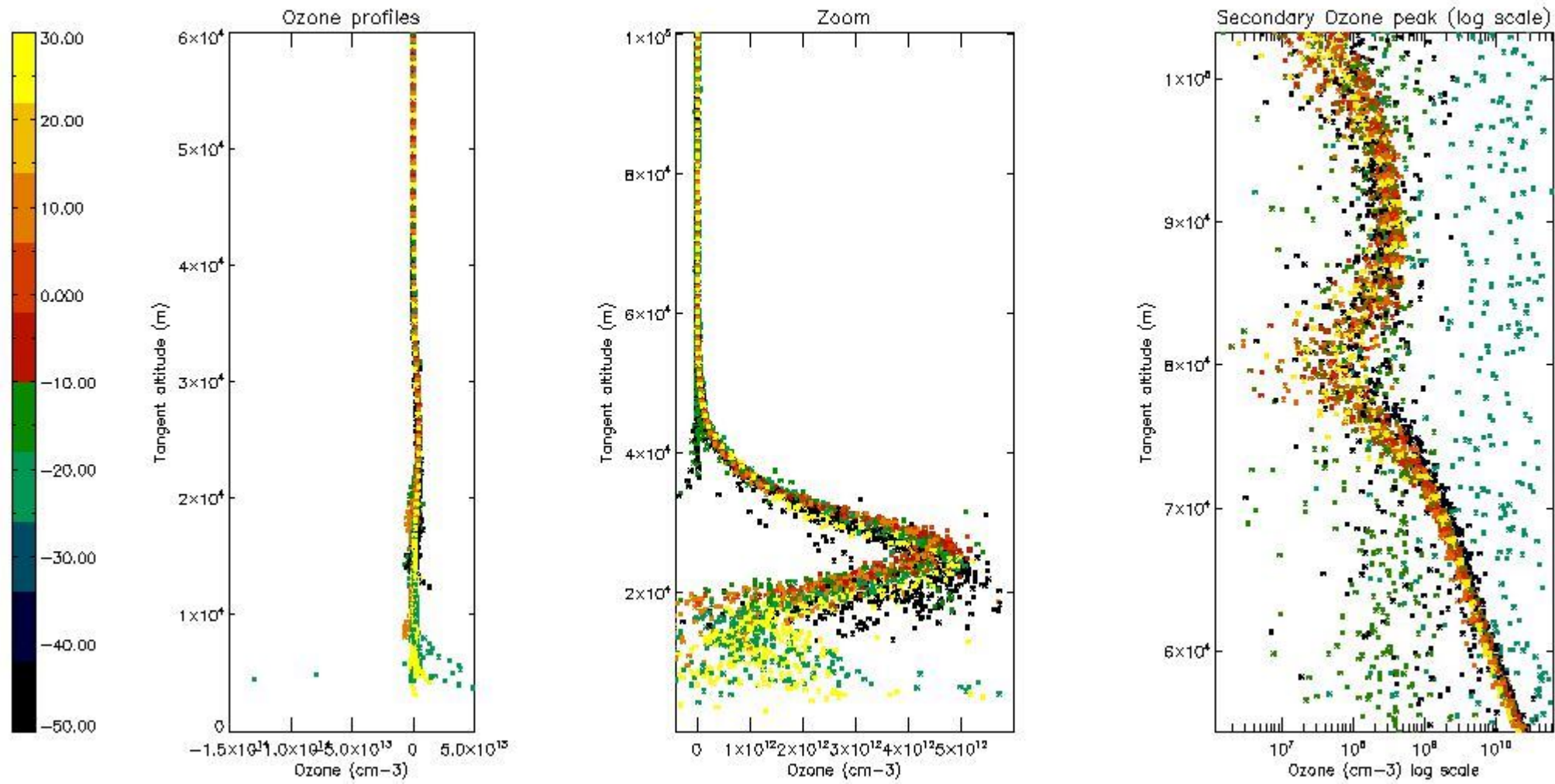
So, the table below shows the percentage of dark limb and valid observations for each criteria with respect to the overall valid daily observations.

Criteria	% of total production
All STD	36
STD < 20	19

STD < 10	15
STD < 5	7

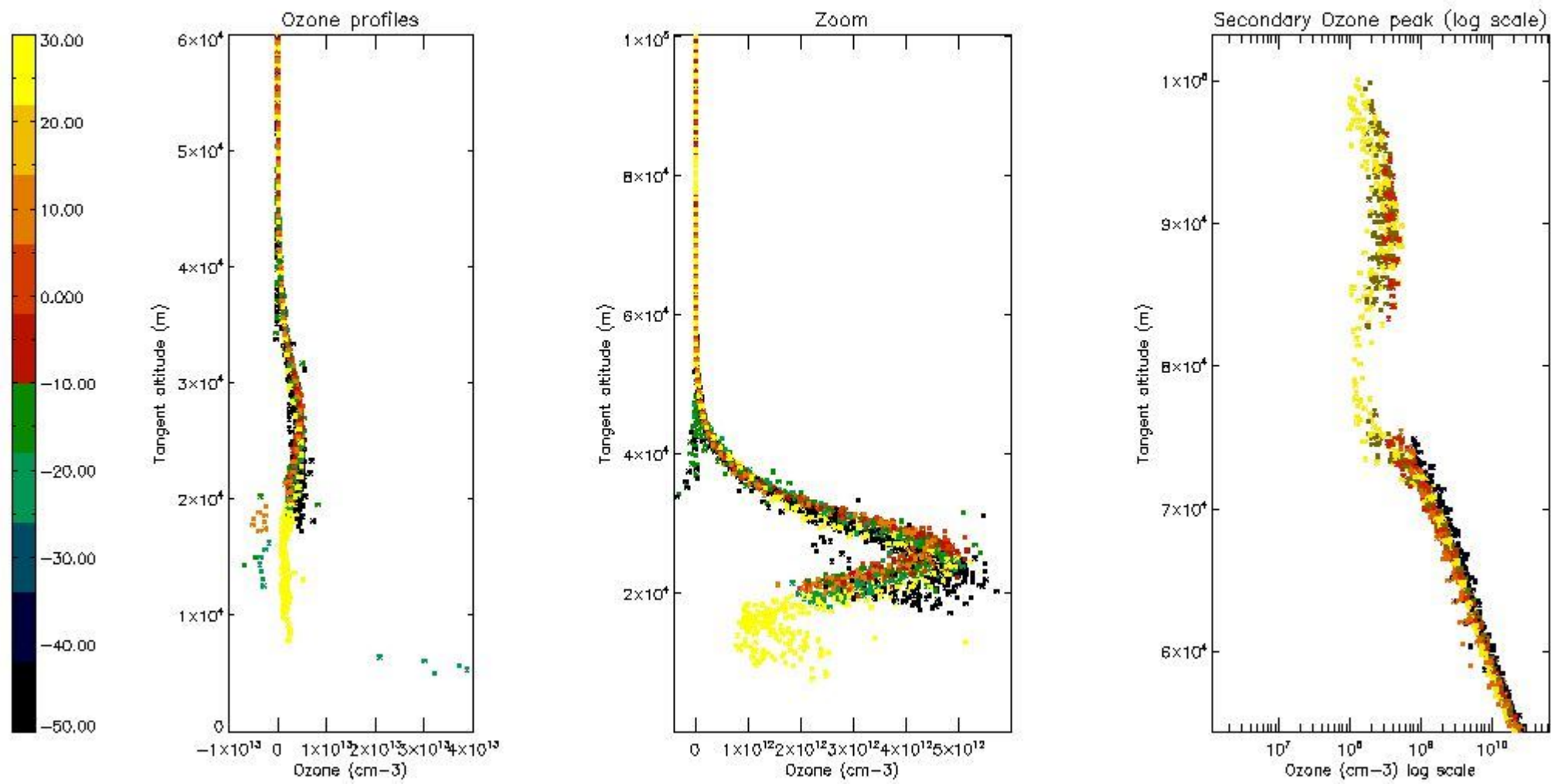
5.2 Plot ozone profiles for all STD (dark without errors)

The colorbar represents the latitude.



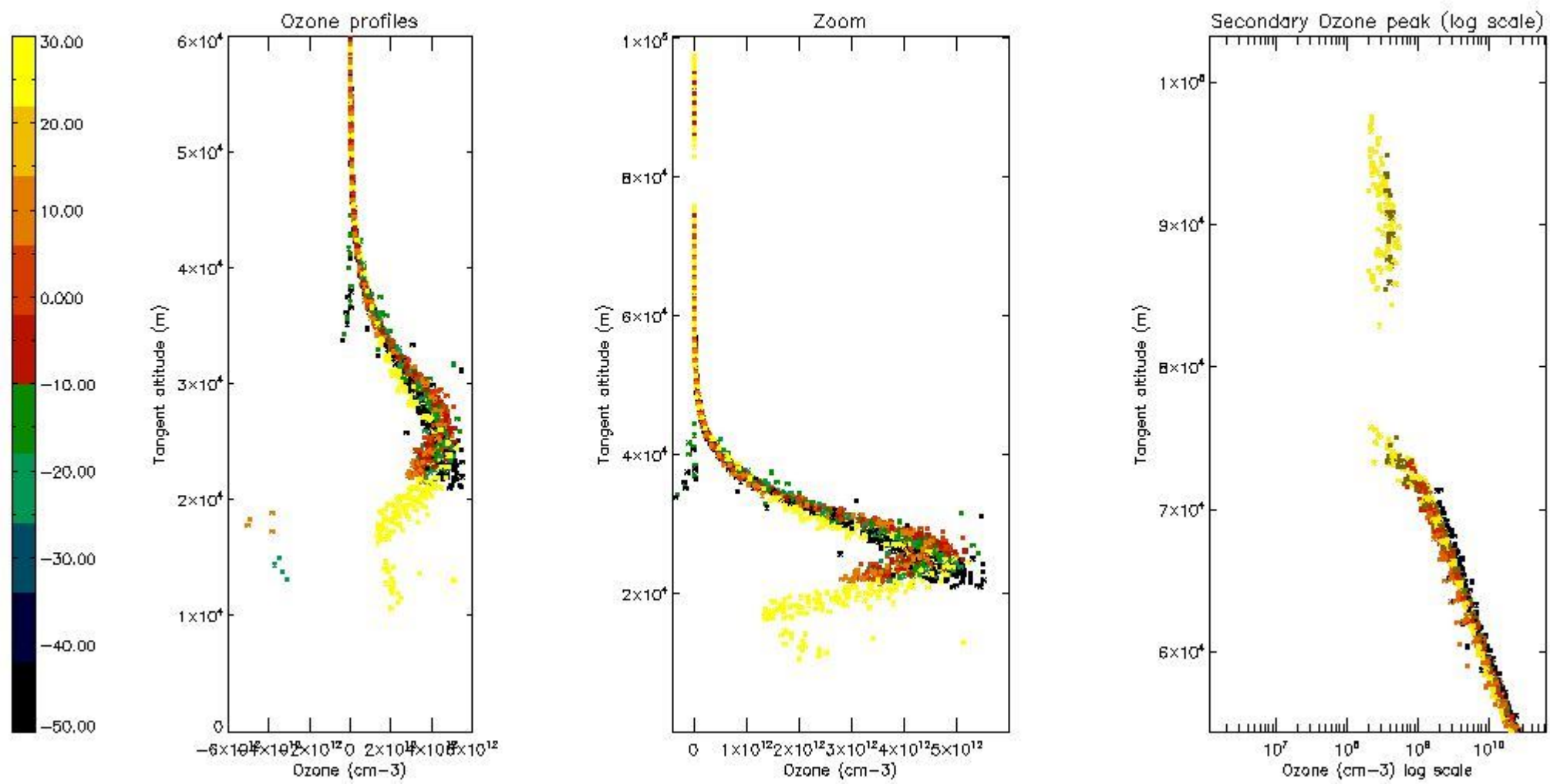
5.3 Plot ozone profiles where STD < 20% (dark without errors)

The colorbar represents the latitude.



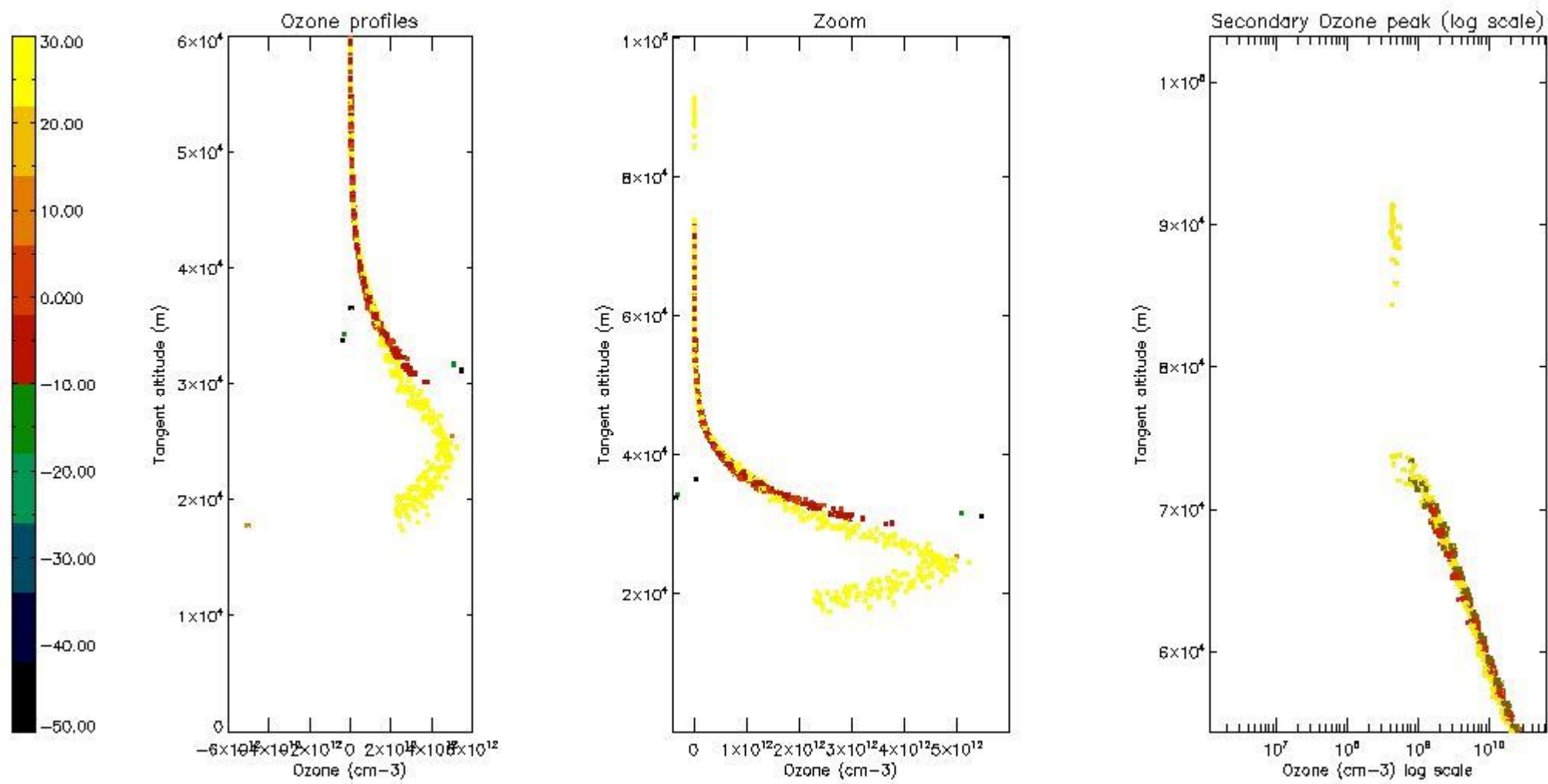
5.4 Plot ozone profiles where  $STD < 10\%$  (dark without errors)

The colorbar represents the latitude.



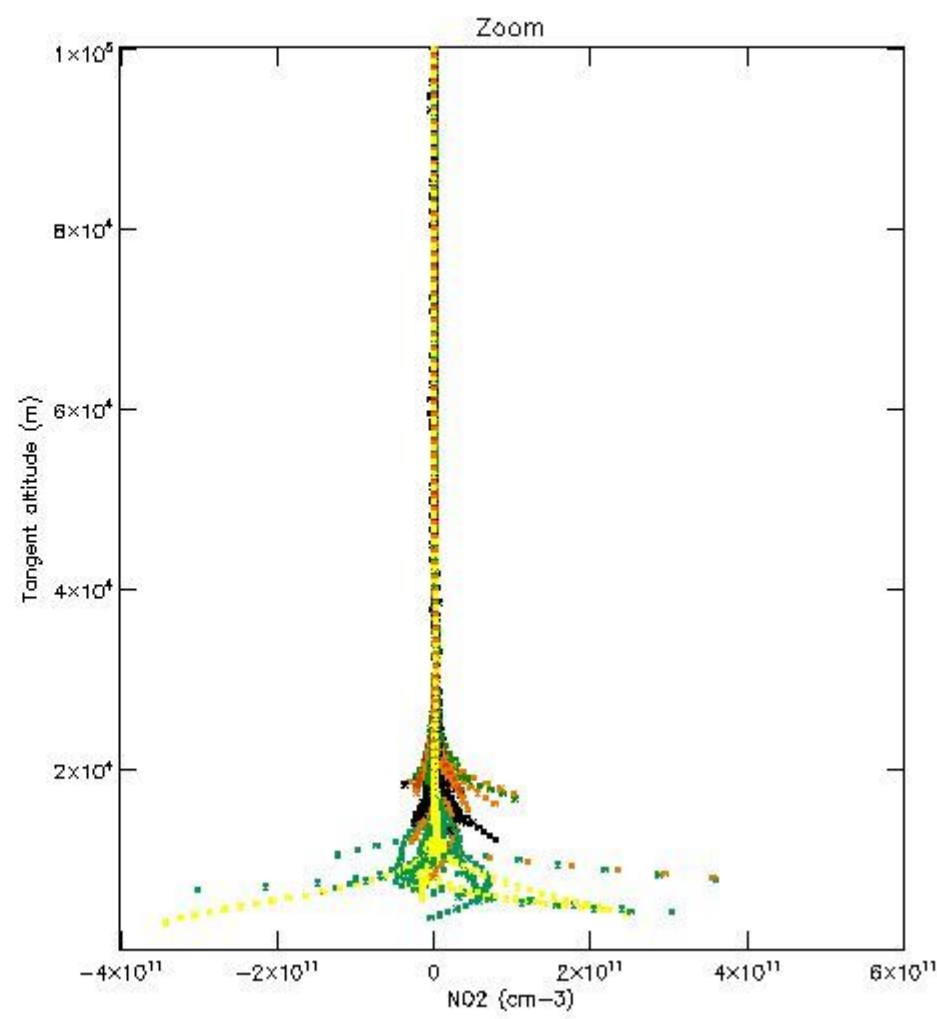
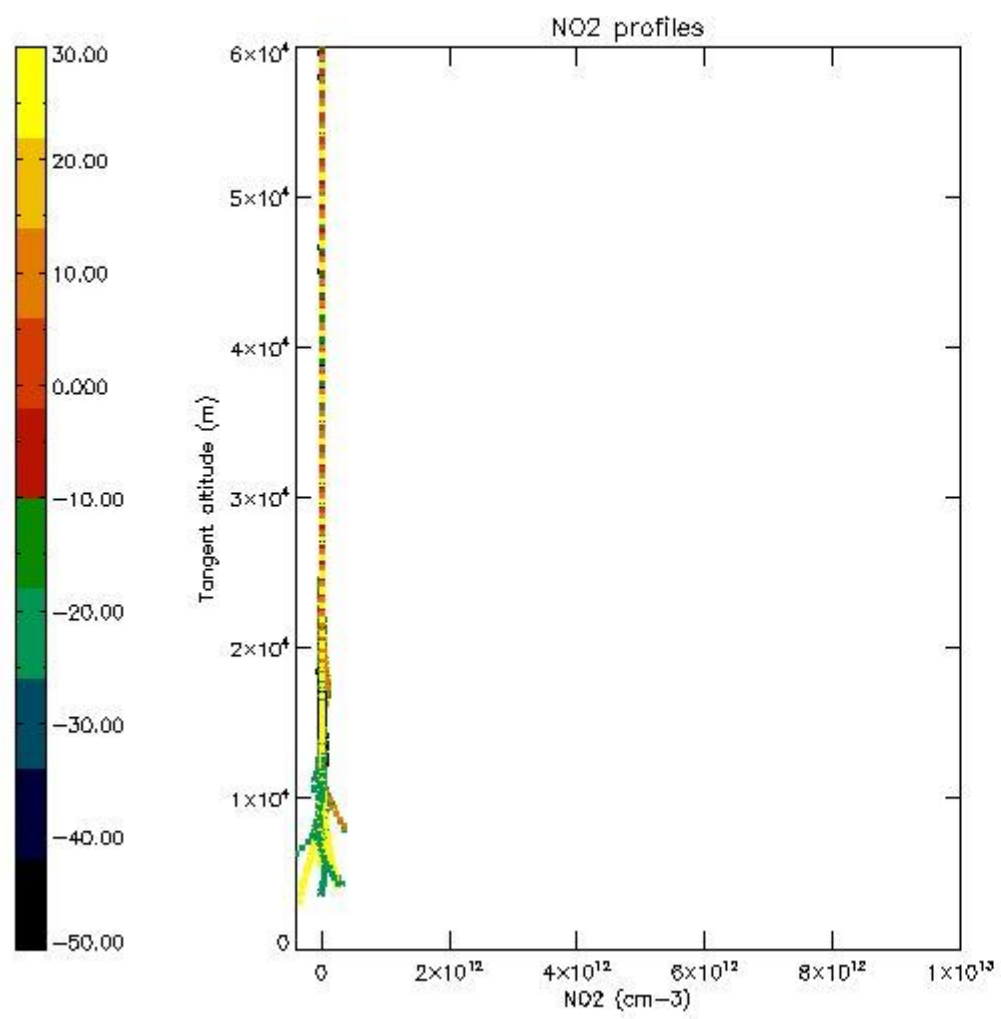
*5.5 Plot ozone profiles where STD < 5% (dark without errors)*

The colorbar represents the latitude.



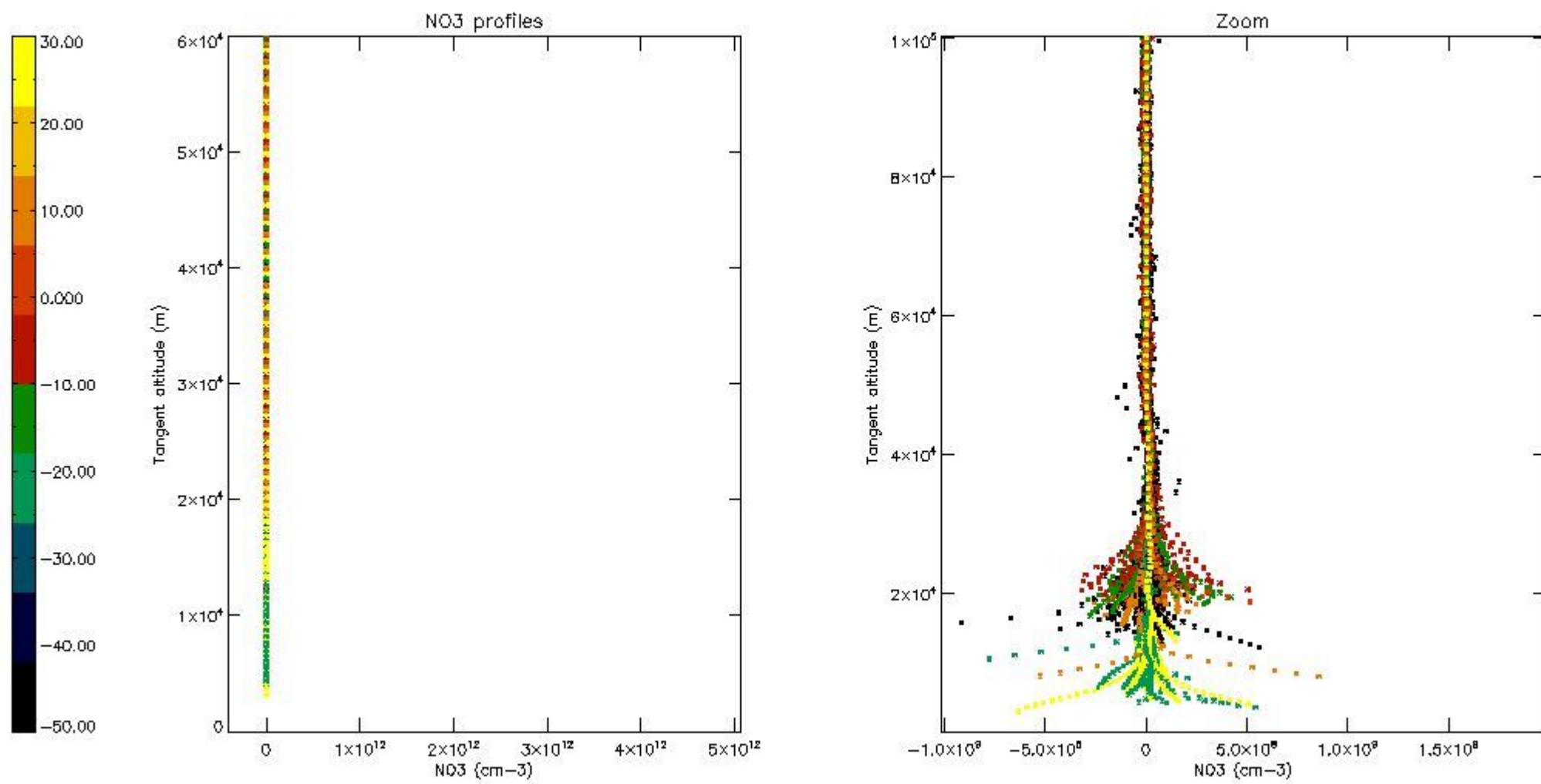
*5.6 Plot NO<sub>2</sub> profiles for all STD (dark without errors)*

The colorbar represents the latitude.



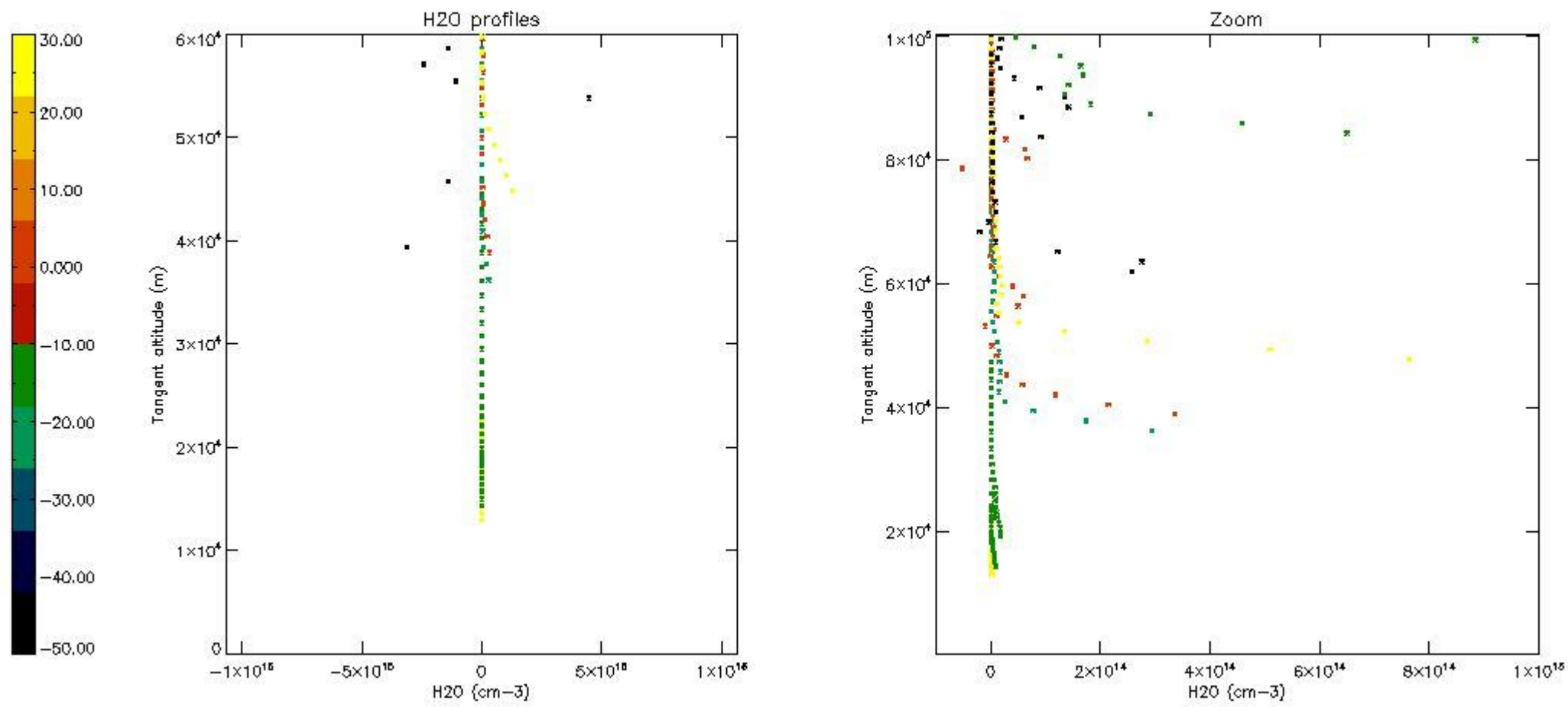
*5.7 Plot NO3 profiles for all STD (dark without errors)*

The colorbar represents the latitude.



5.8 Plot H<sub>2</sub>O profiles for all STD (only for occultations of stars 1,2,3,4,13,14,16,26,63 dark without errors)

The colorbar represents the latitude.

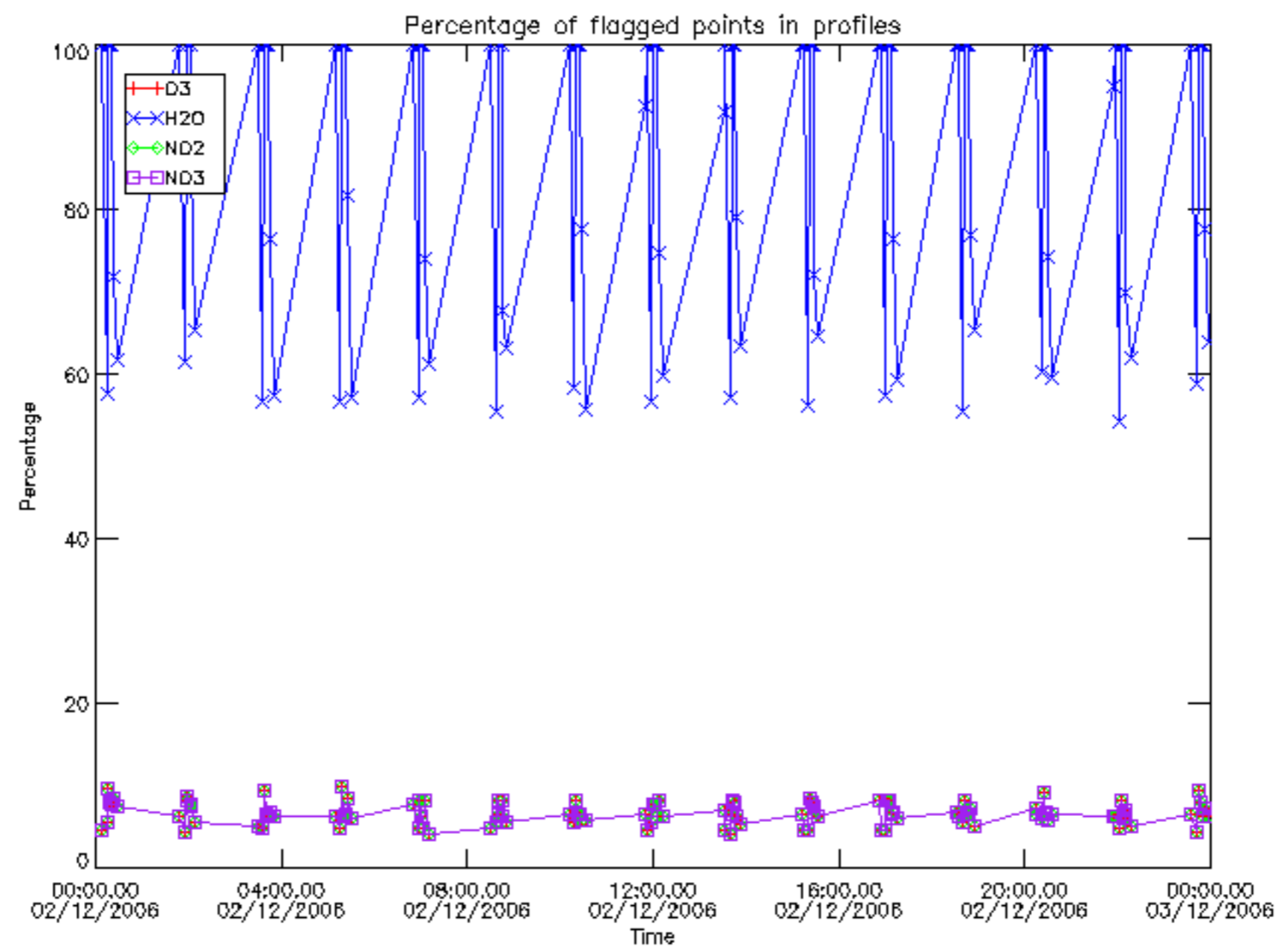


## 6. Auxiliary Data Files used for the production reported in section 2

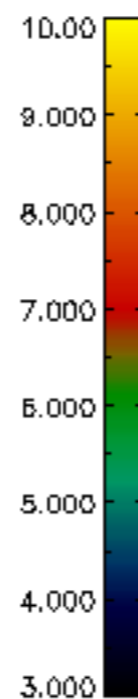
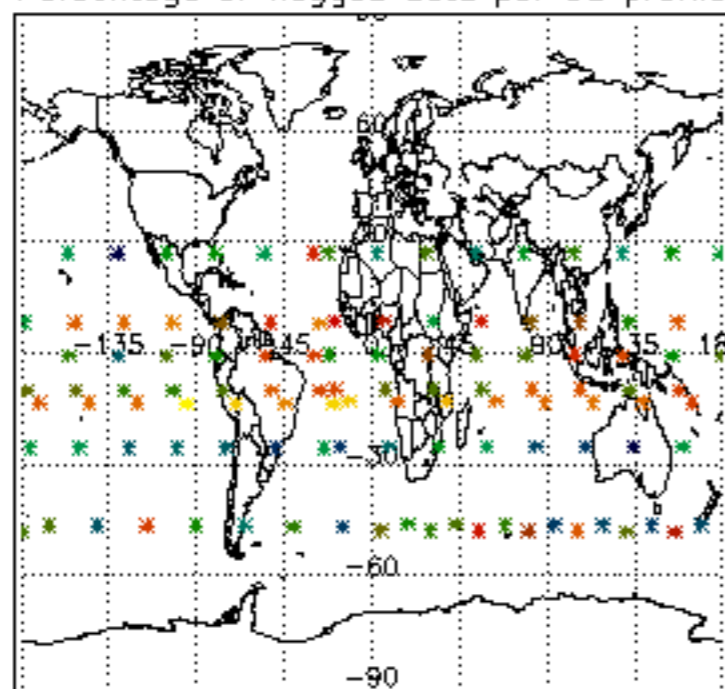
The number reported in the third column indicates since which file (see list in section 2) the corresponding auxiliary file has been used. The fourth column is the date of those product files.

Type	Auxiliary Filename	Used since product	Used since product date
INST_PHYS_CHARACTERISTICS	GOM_INS_AXVIEC20091111_143220_20030716_120000_20500101_000000	1	02-DEC-2006 00:01:06
LEVEL-2_PROC_CONFIG	GOM_PR2_AXVIEC20091111_152718_20020301_000000_20500101_000000	1	02-DEC-2006 00:01:06
CROSS_SECTIONS_FILE	GOM_CR2_AXVIEC20091111_154832_20020301_000000_20500101_000000	1	02-DEC-2006 00:01:06

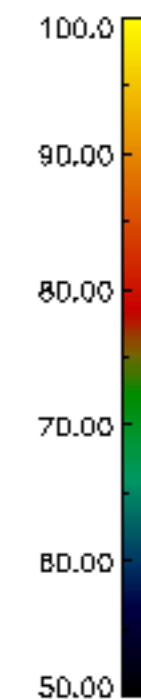
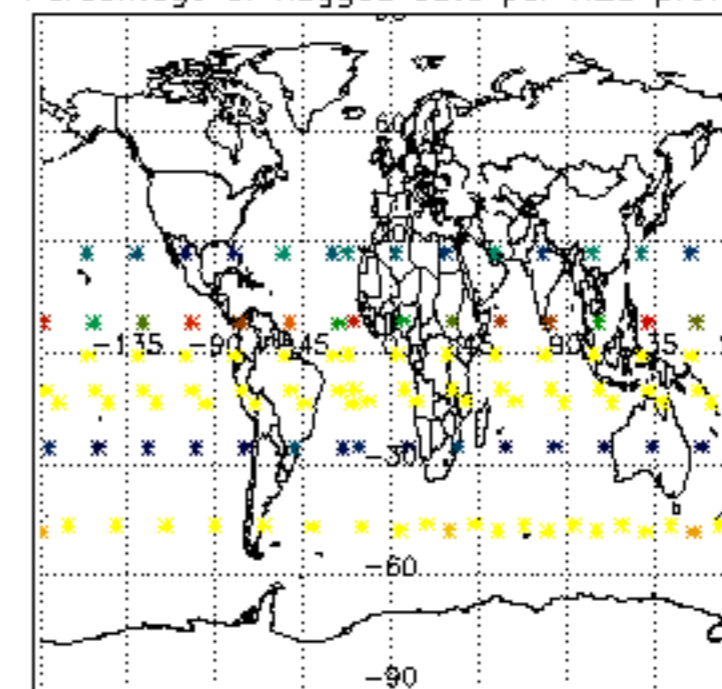




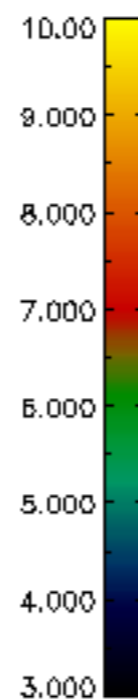
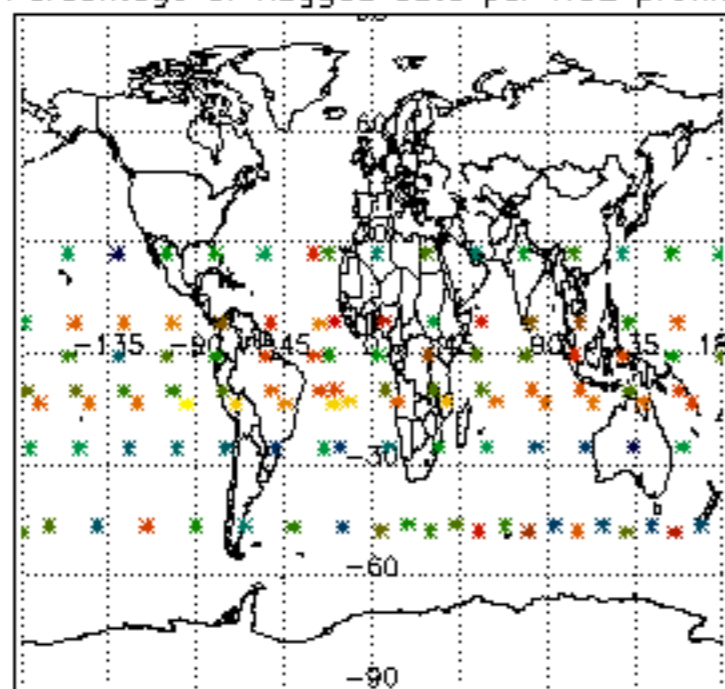
Percentage of flagged data per D3 profile



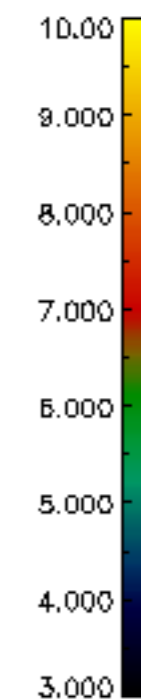
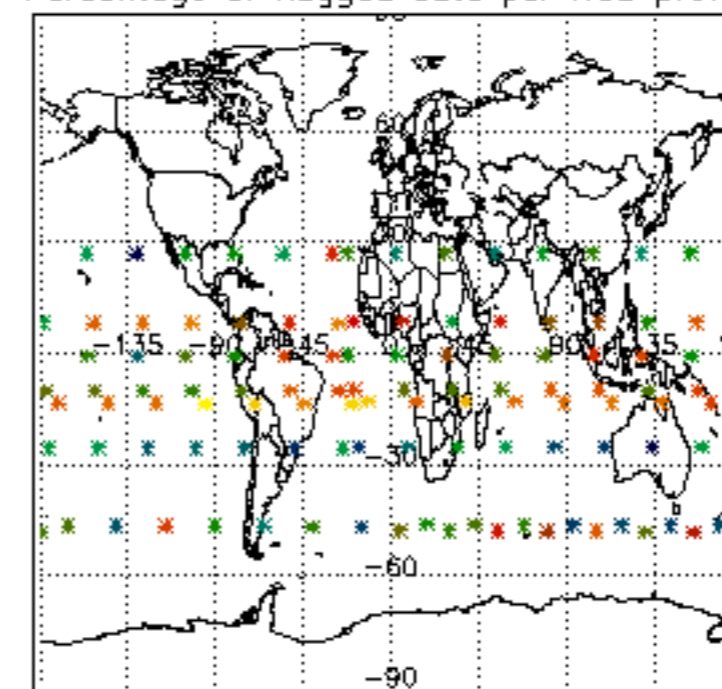
Percentage of flagged data per H2O profile

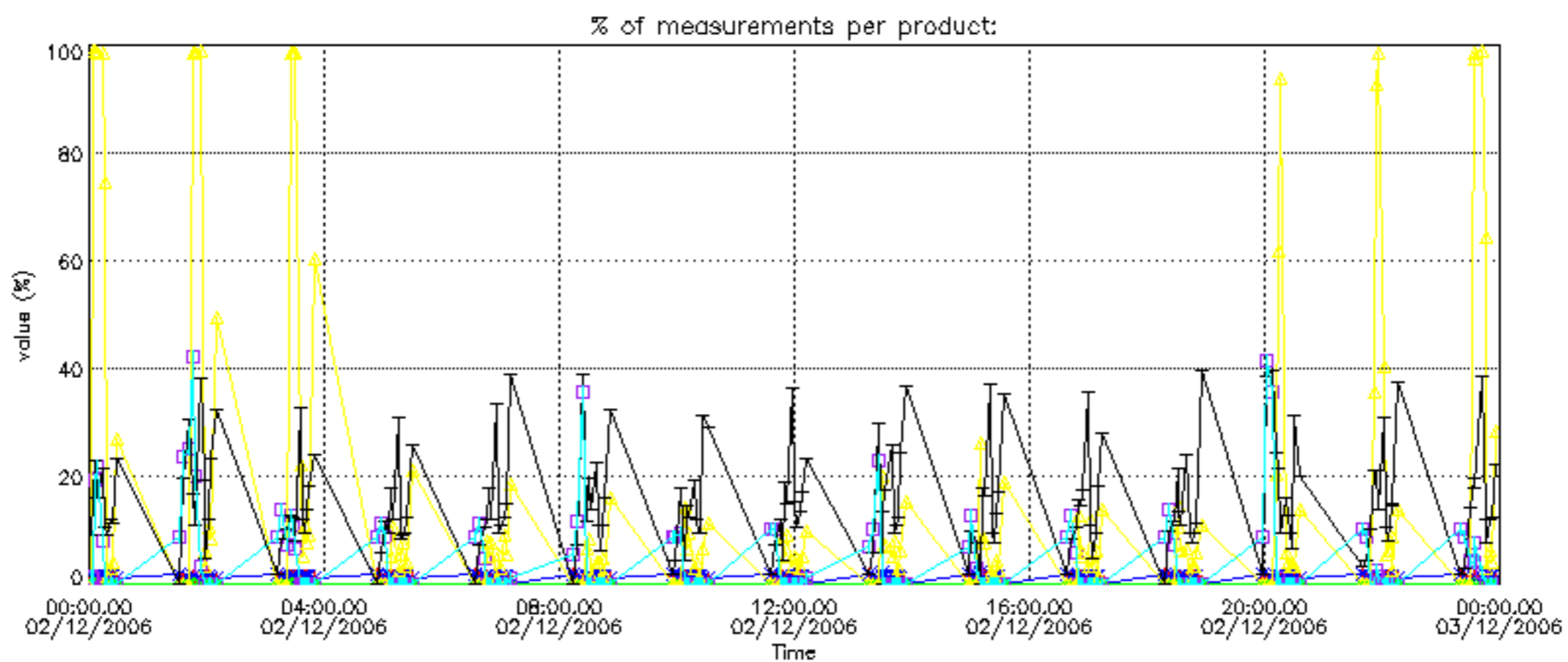


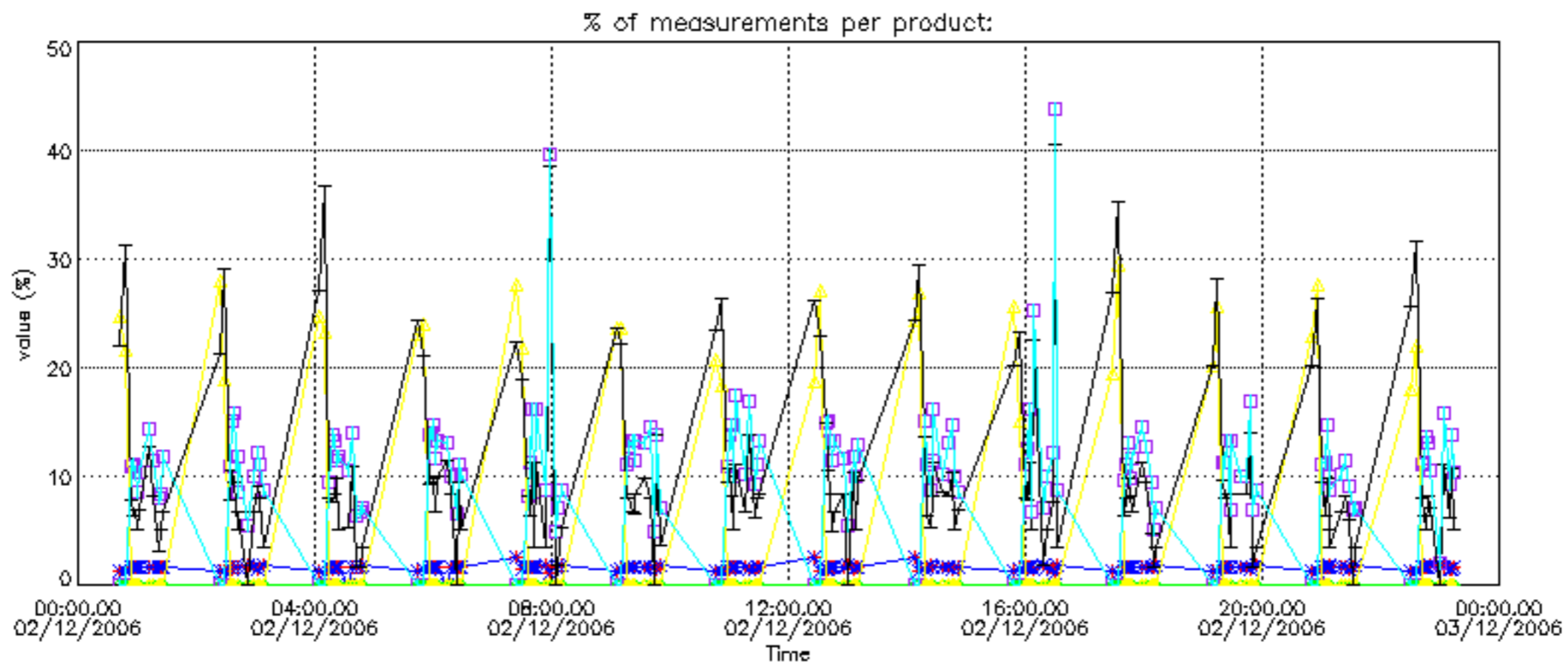
Percentage of flagged data per NO2 profile



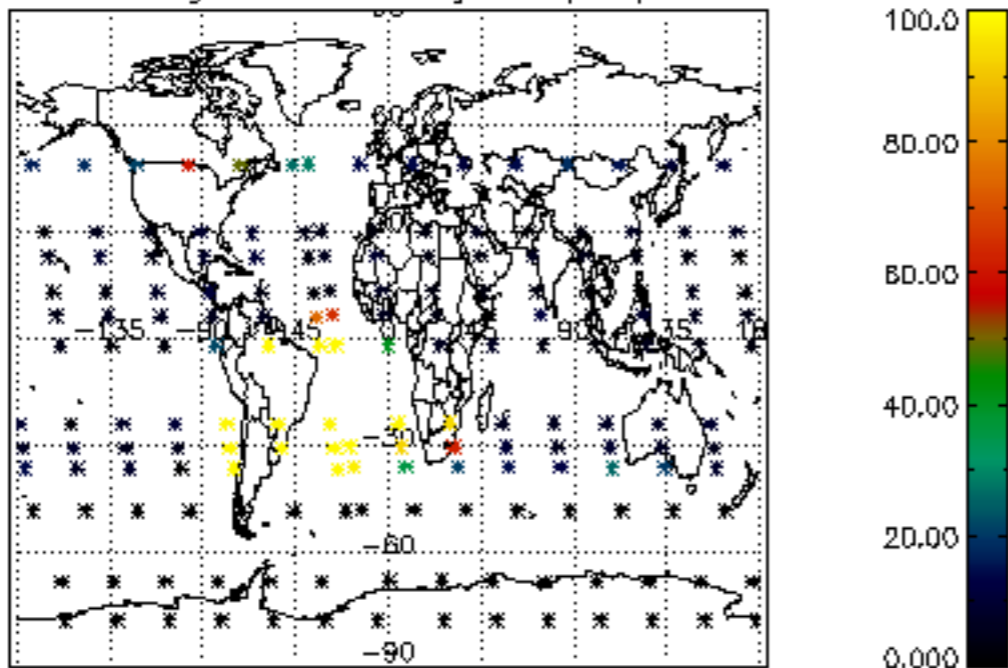
Percentage of flagged data per NO3 profile



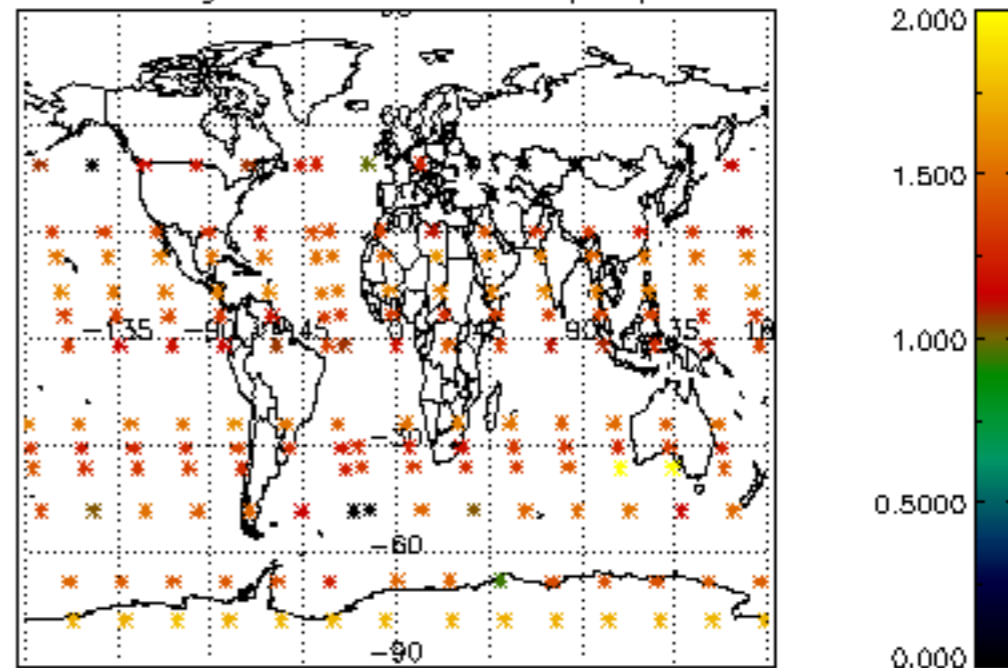




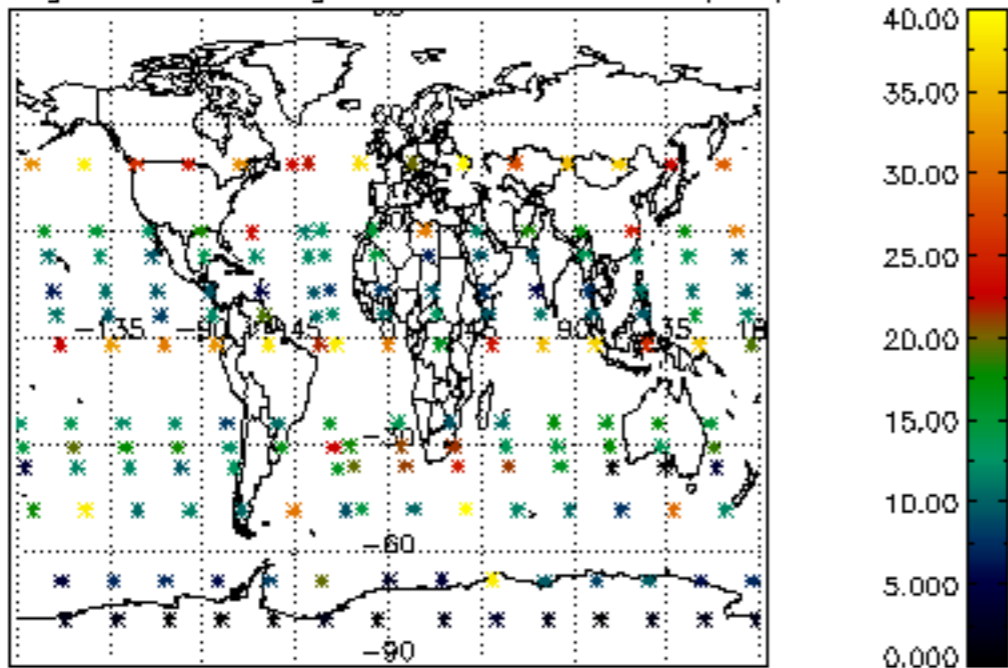
Percentage of cosmic ray hits per profile



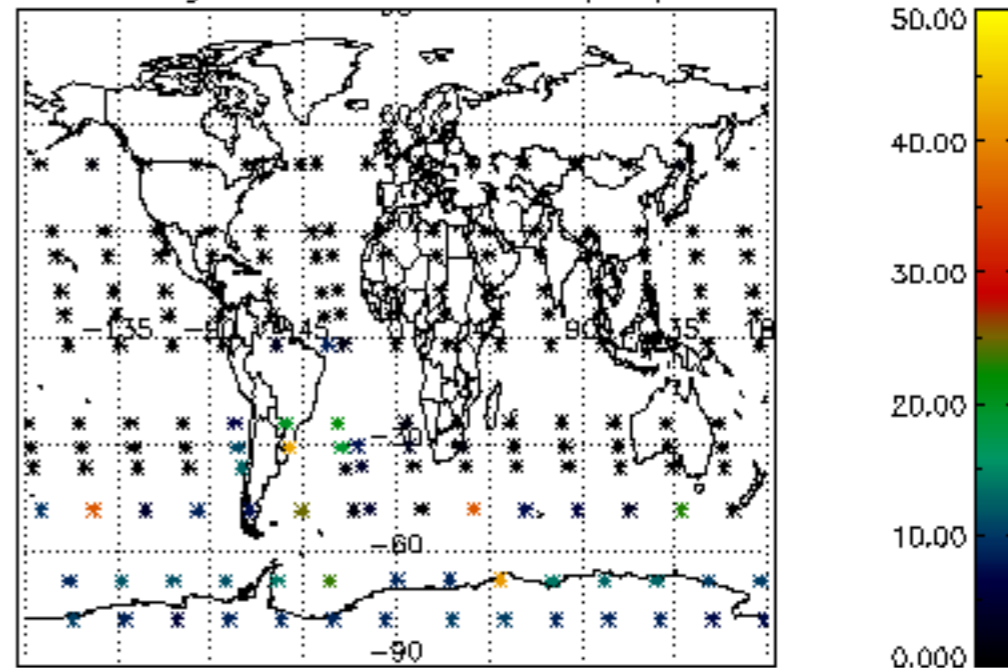
Percentage of datation errors per profile



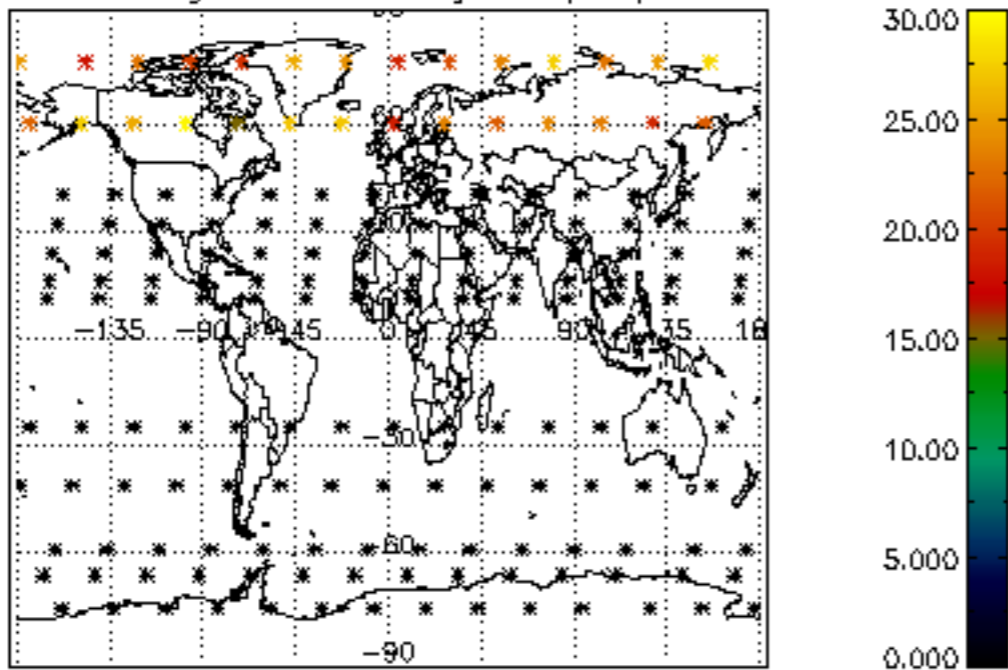
Percentage of star falling outside central band per profile



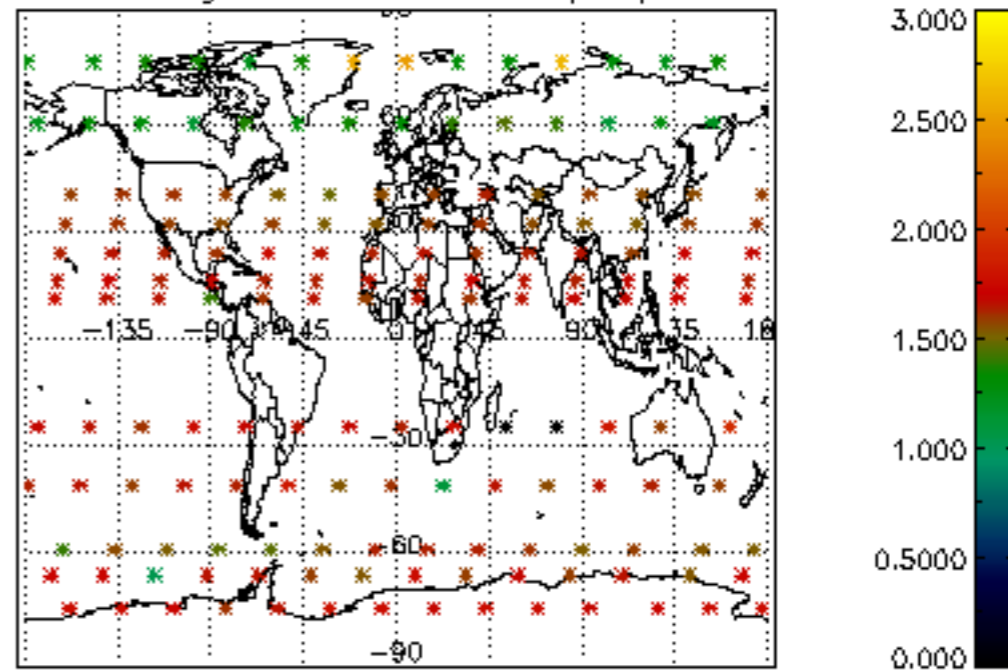
Percentage of saturation errors per profile



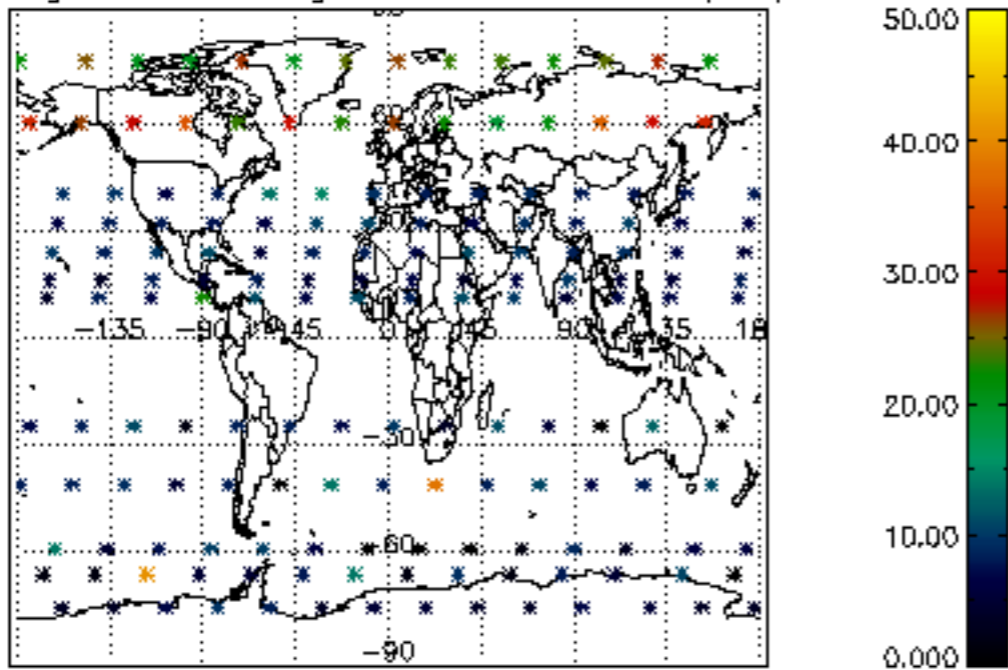
Percentage of cosmic ray hits per profile



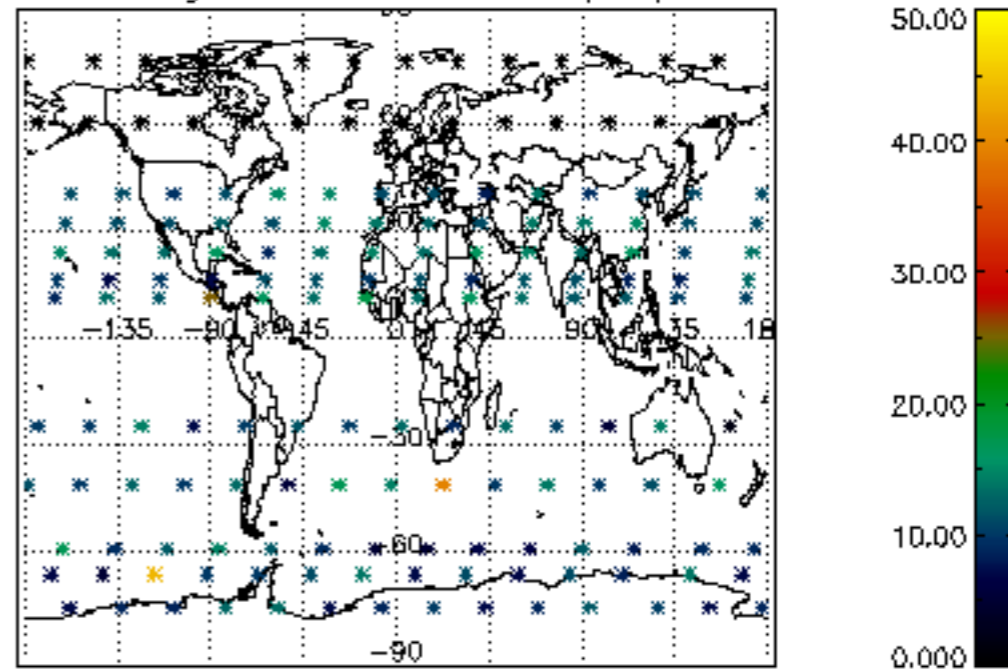
Percentage of datation errors per profile

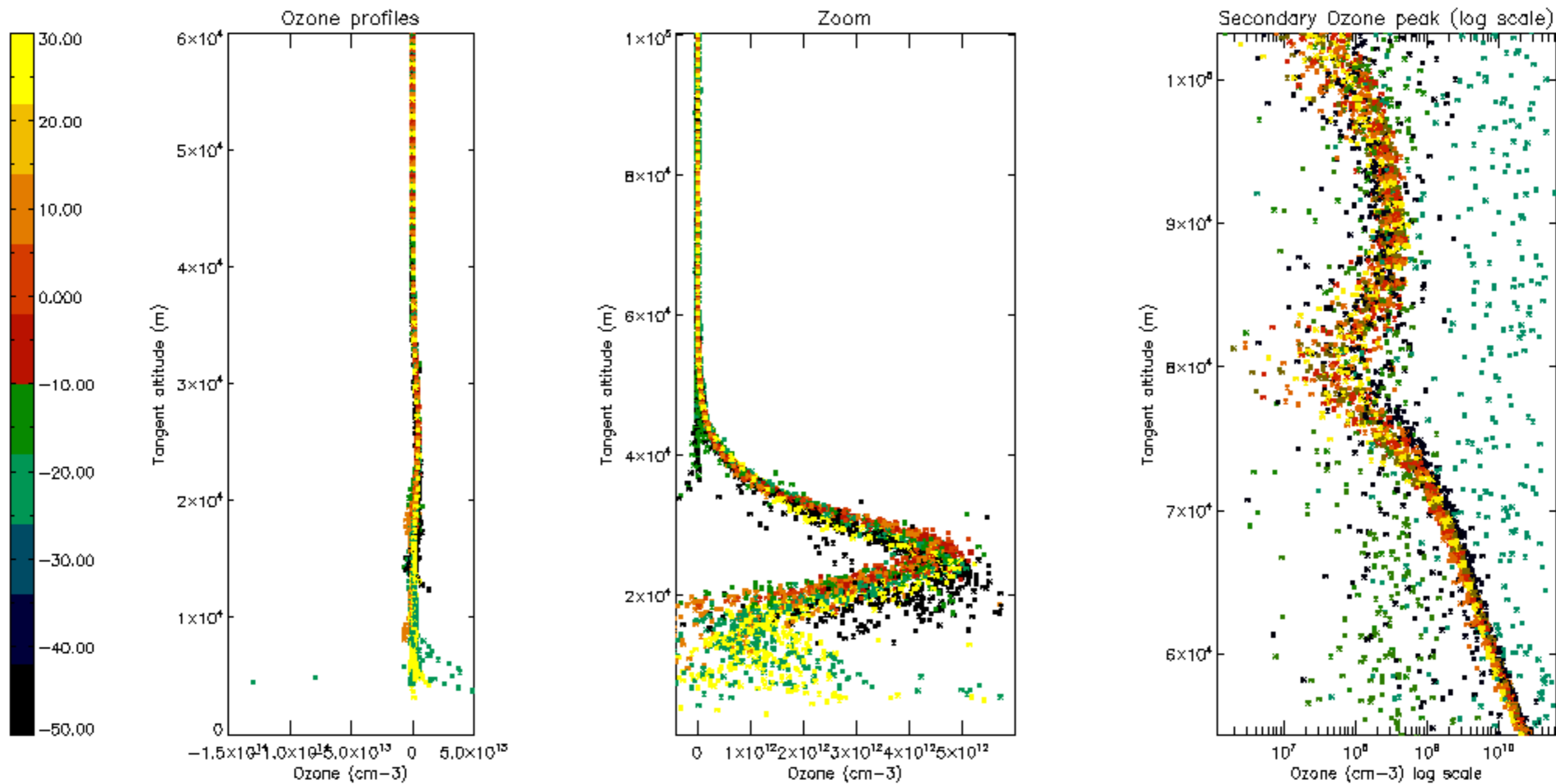


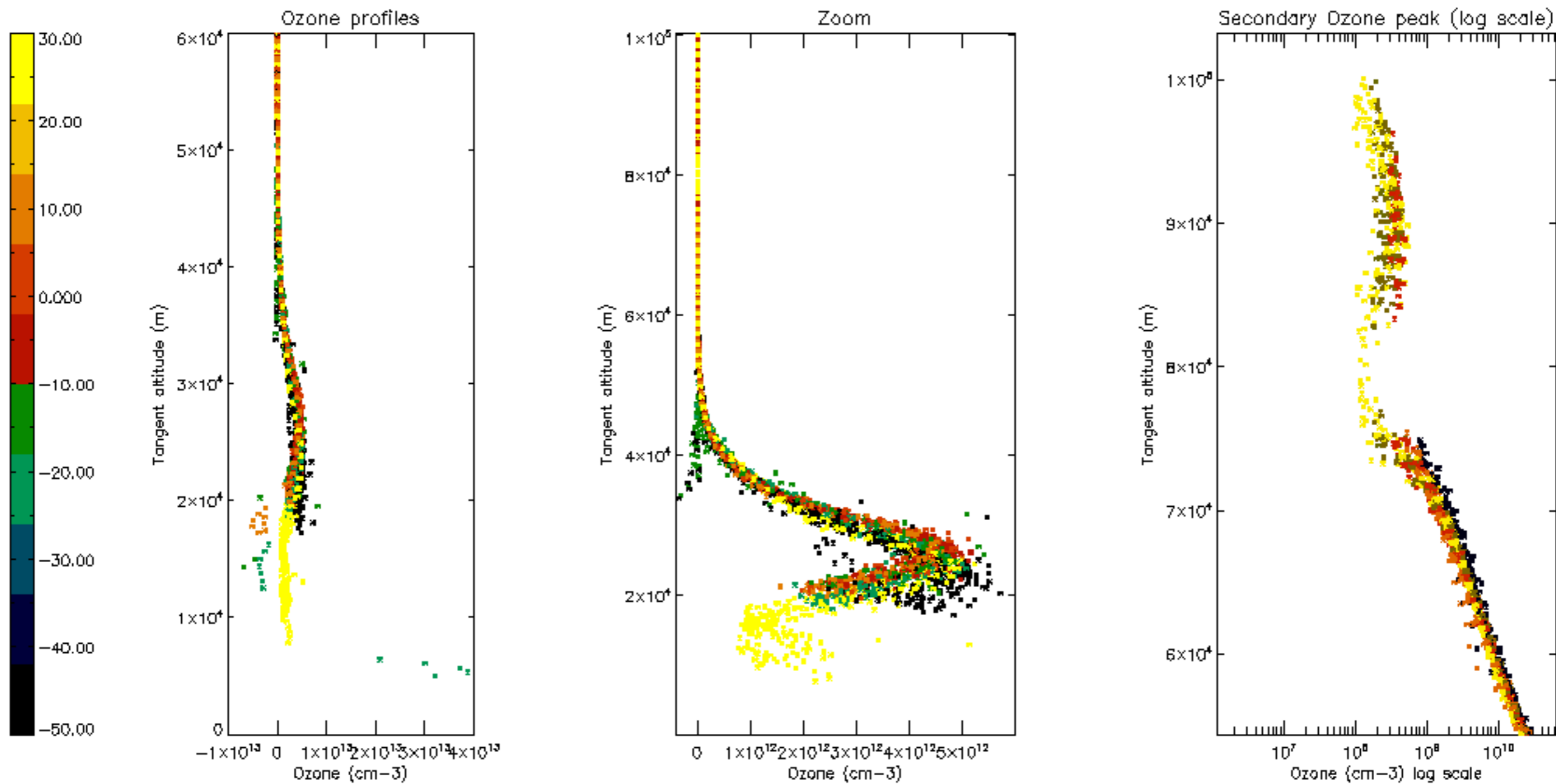
Percentage of star falling outside central band per profile



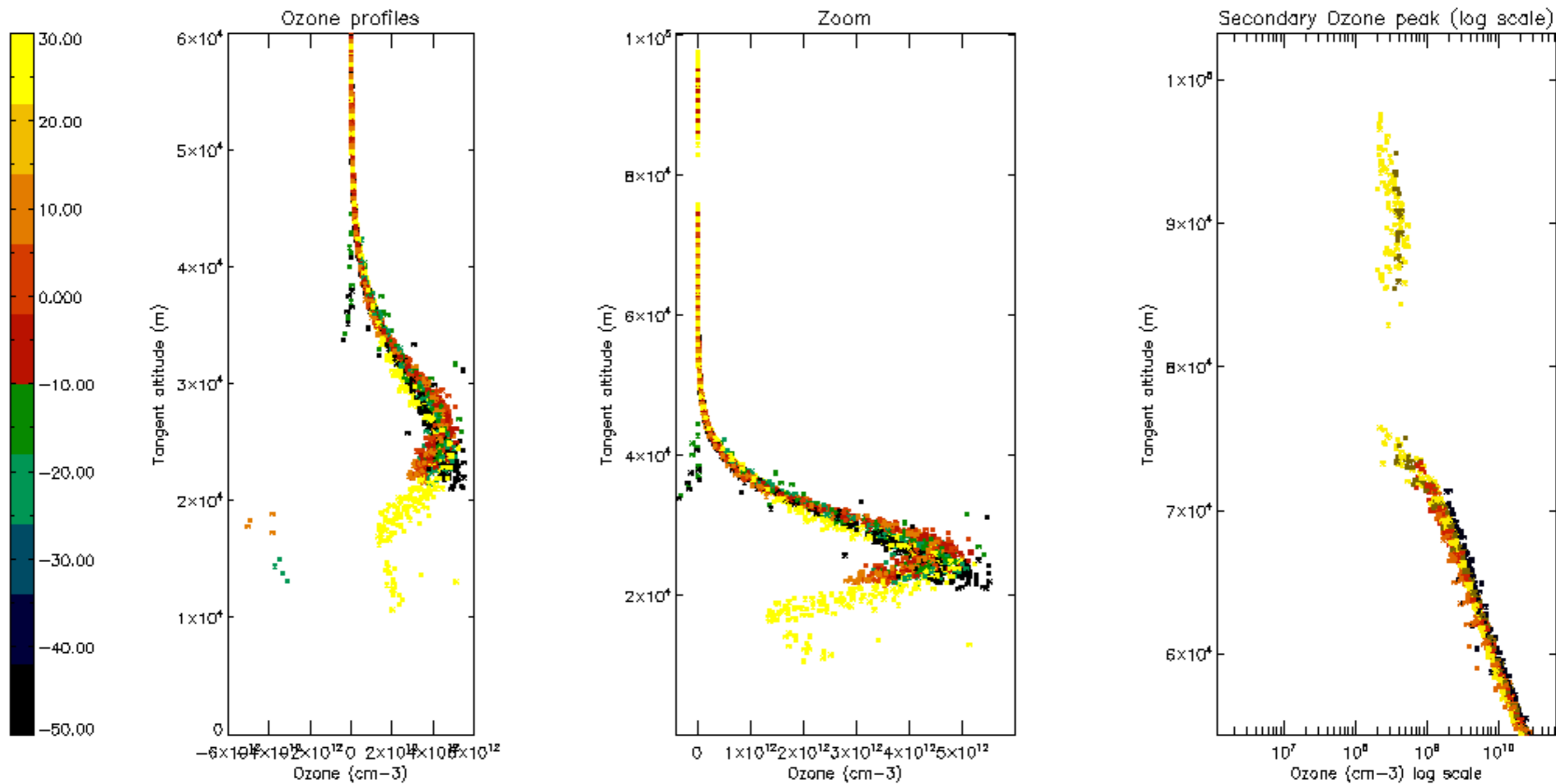
Percentage of saturation errors per profile

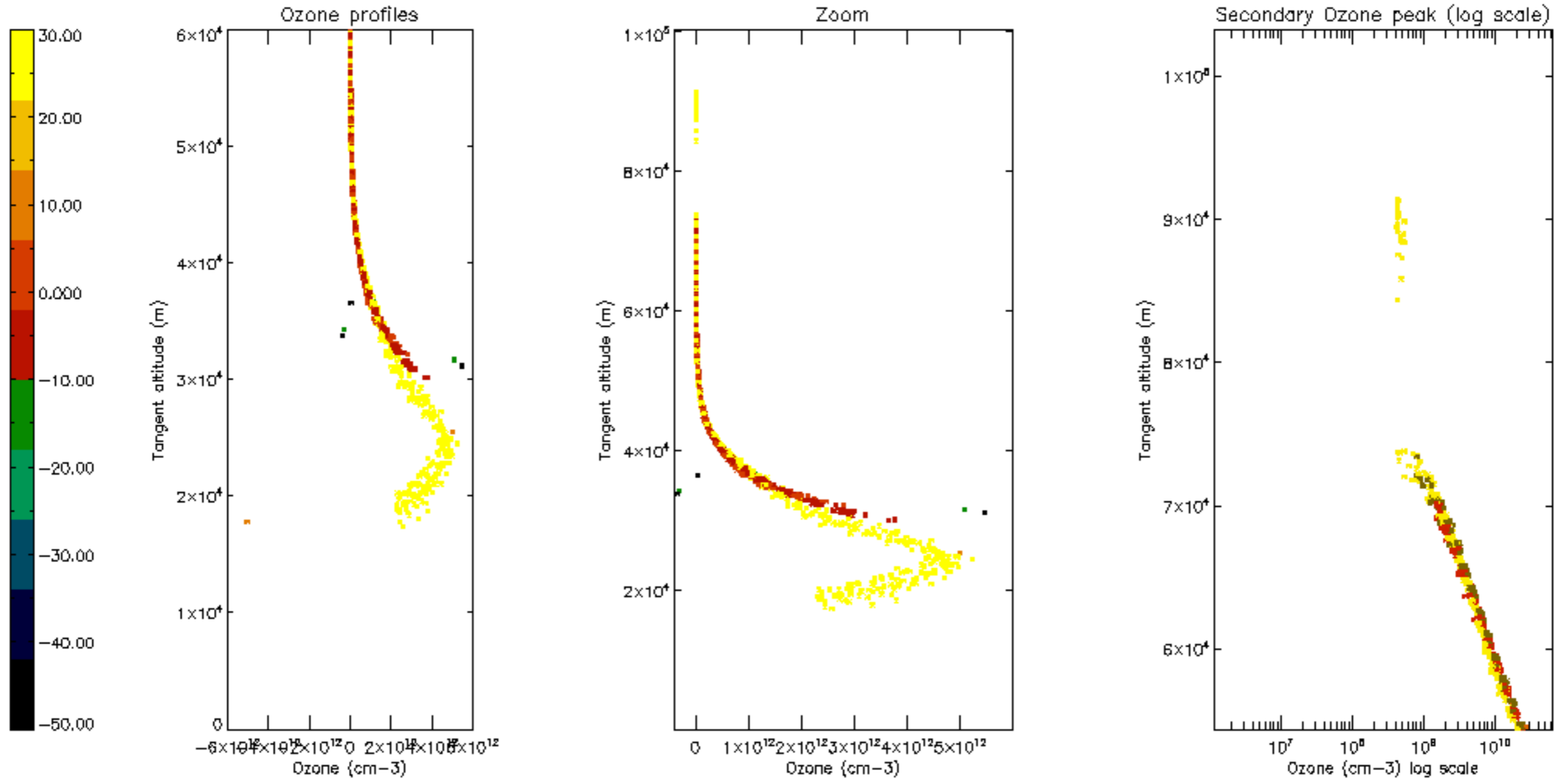


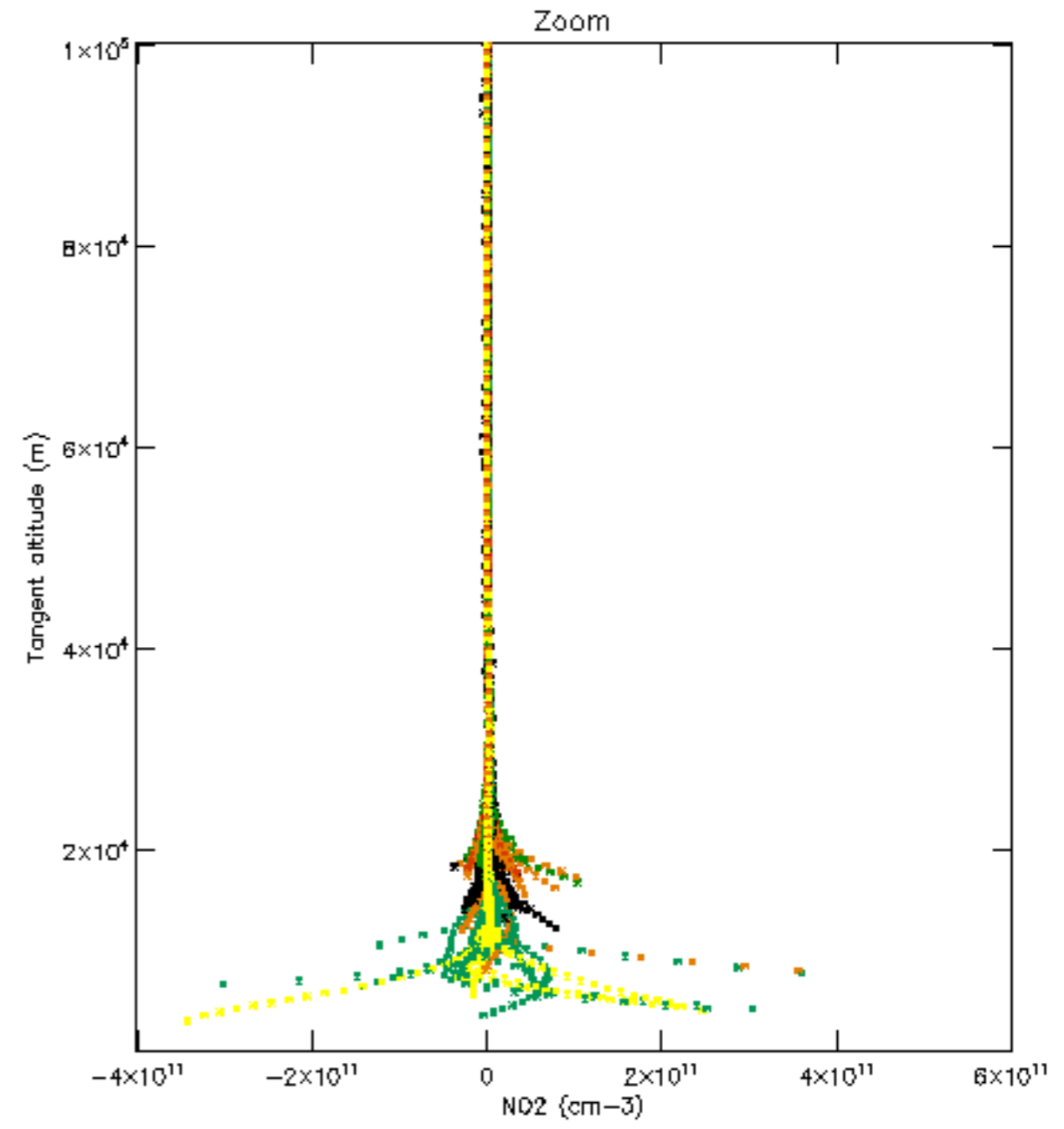
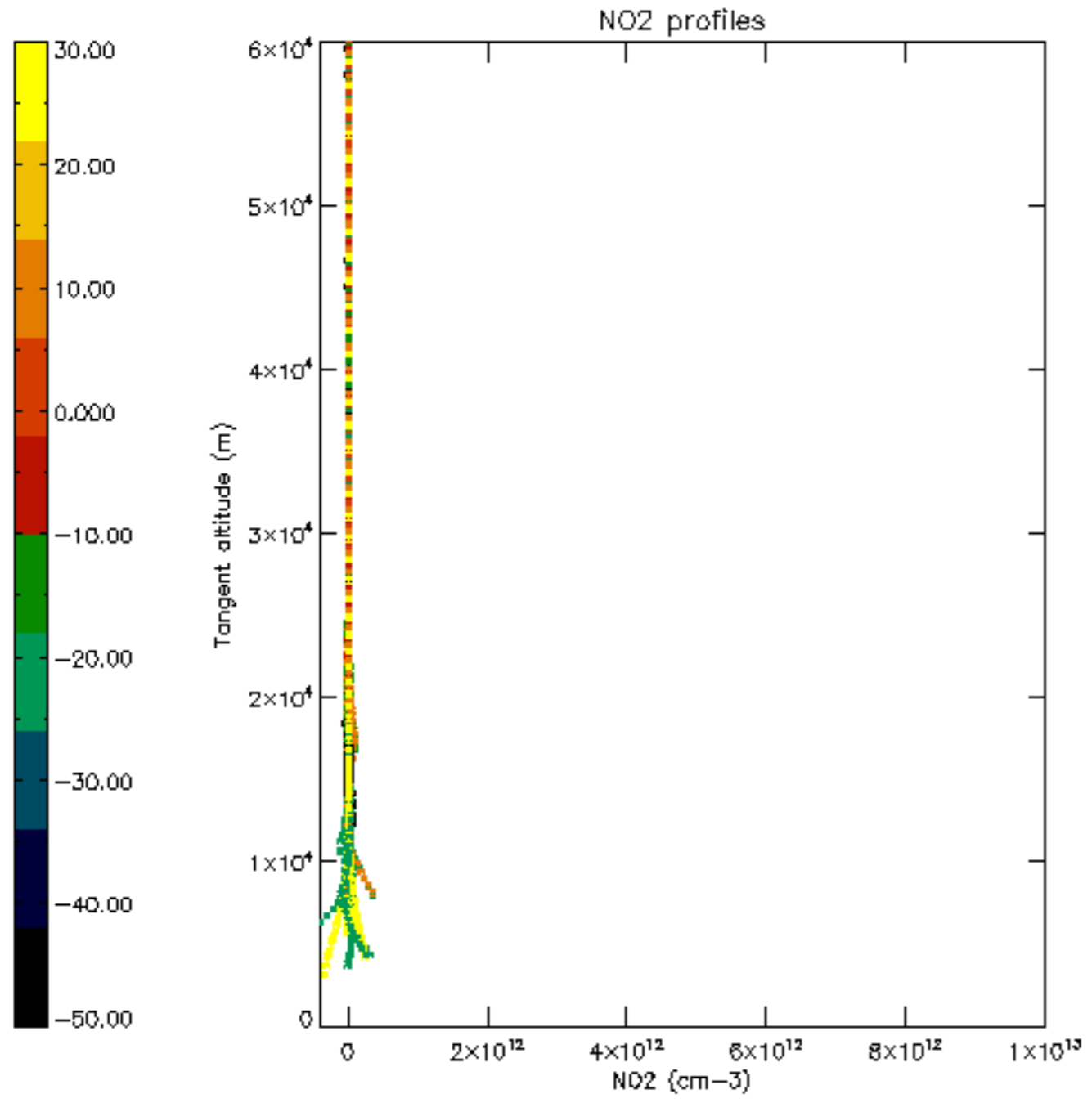


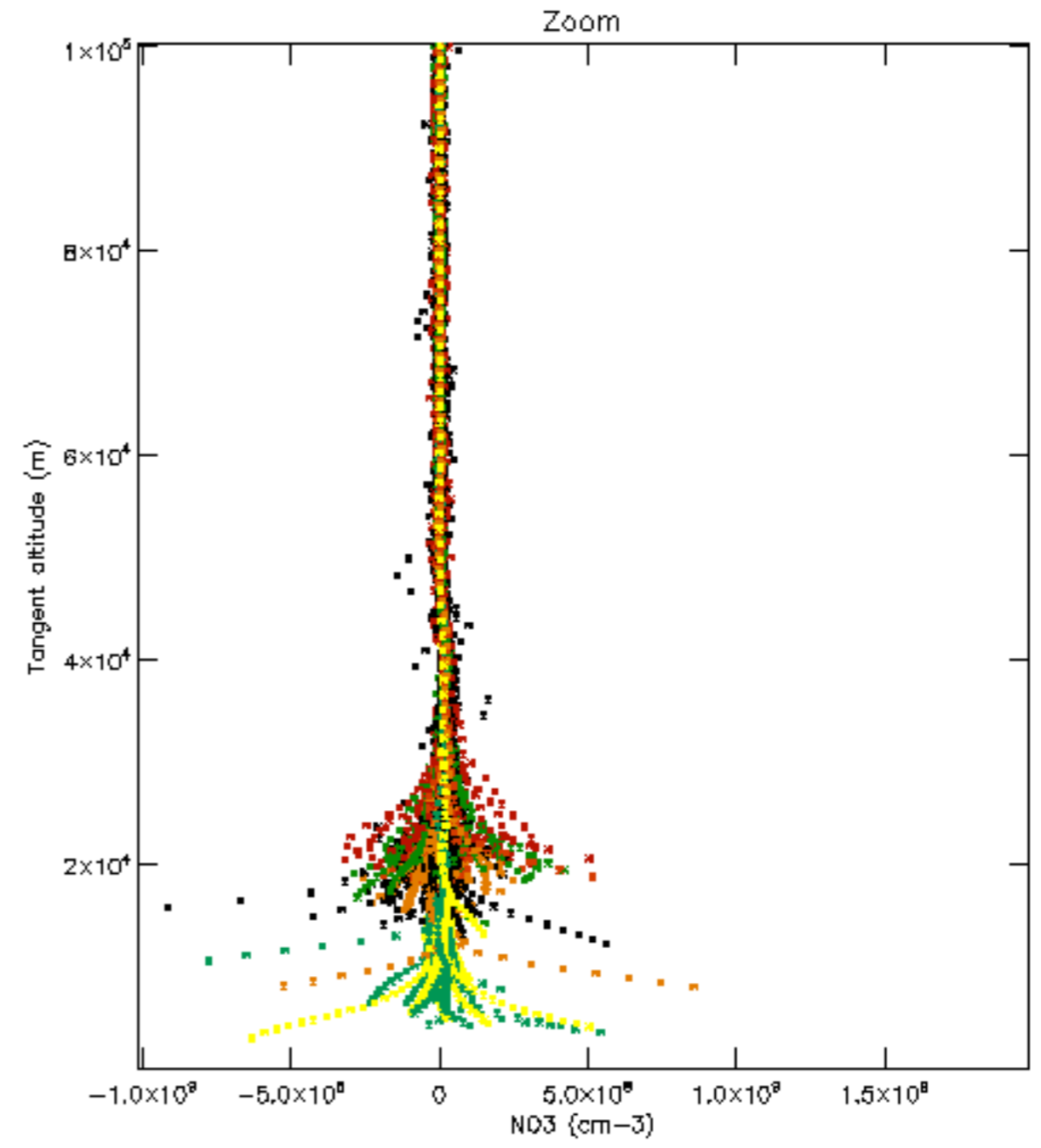
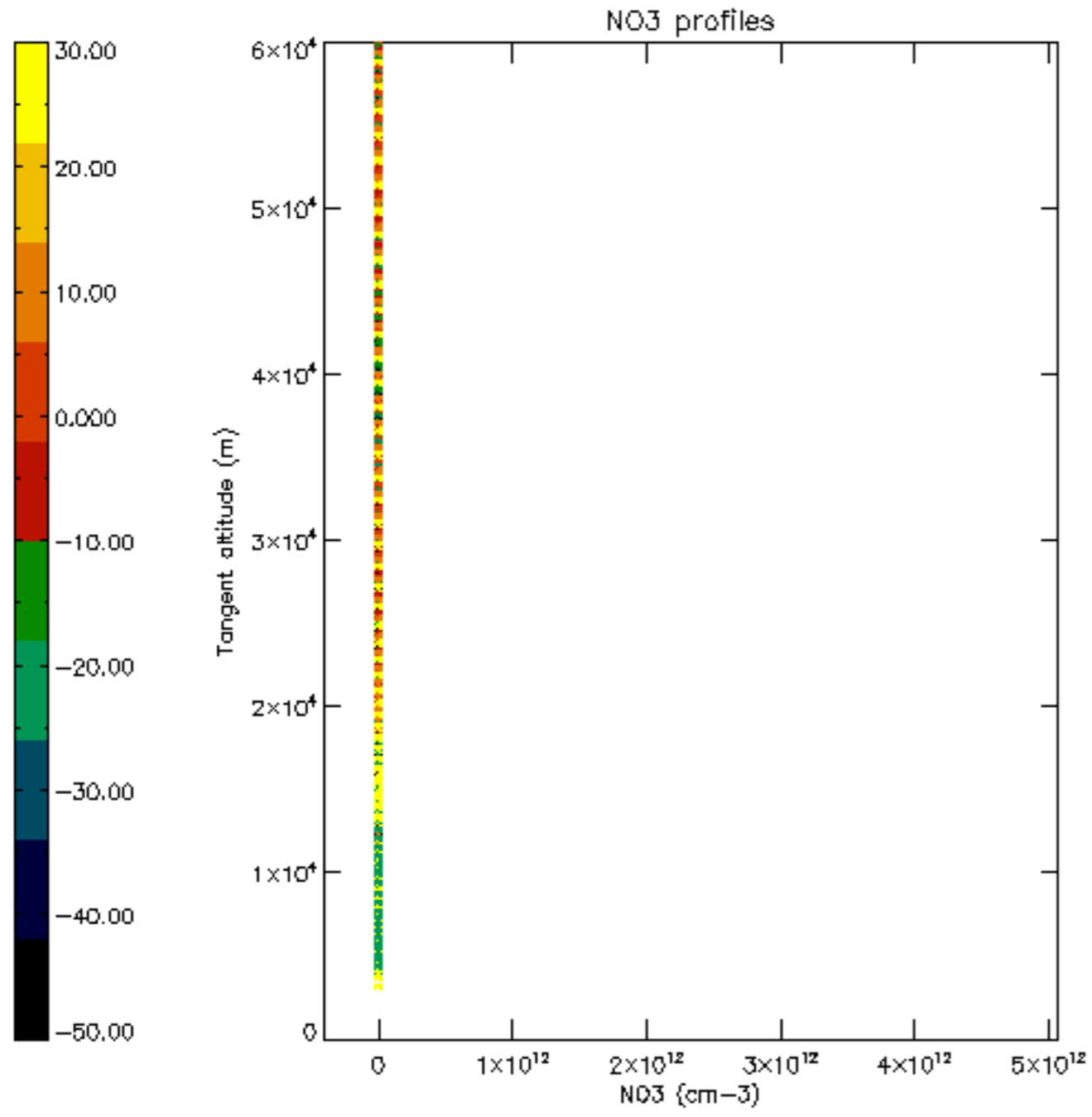


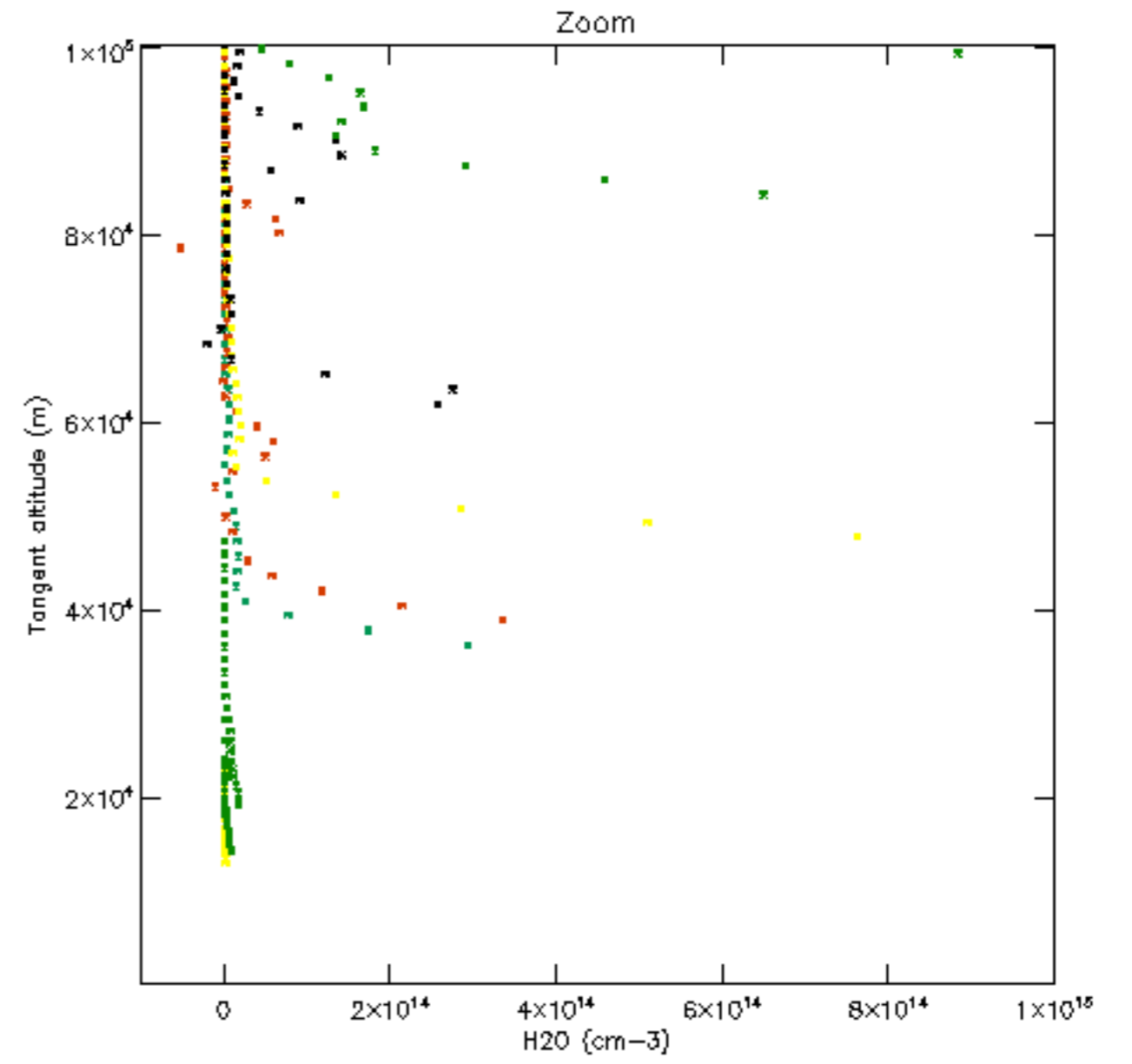
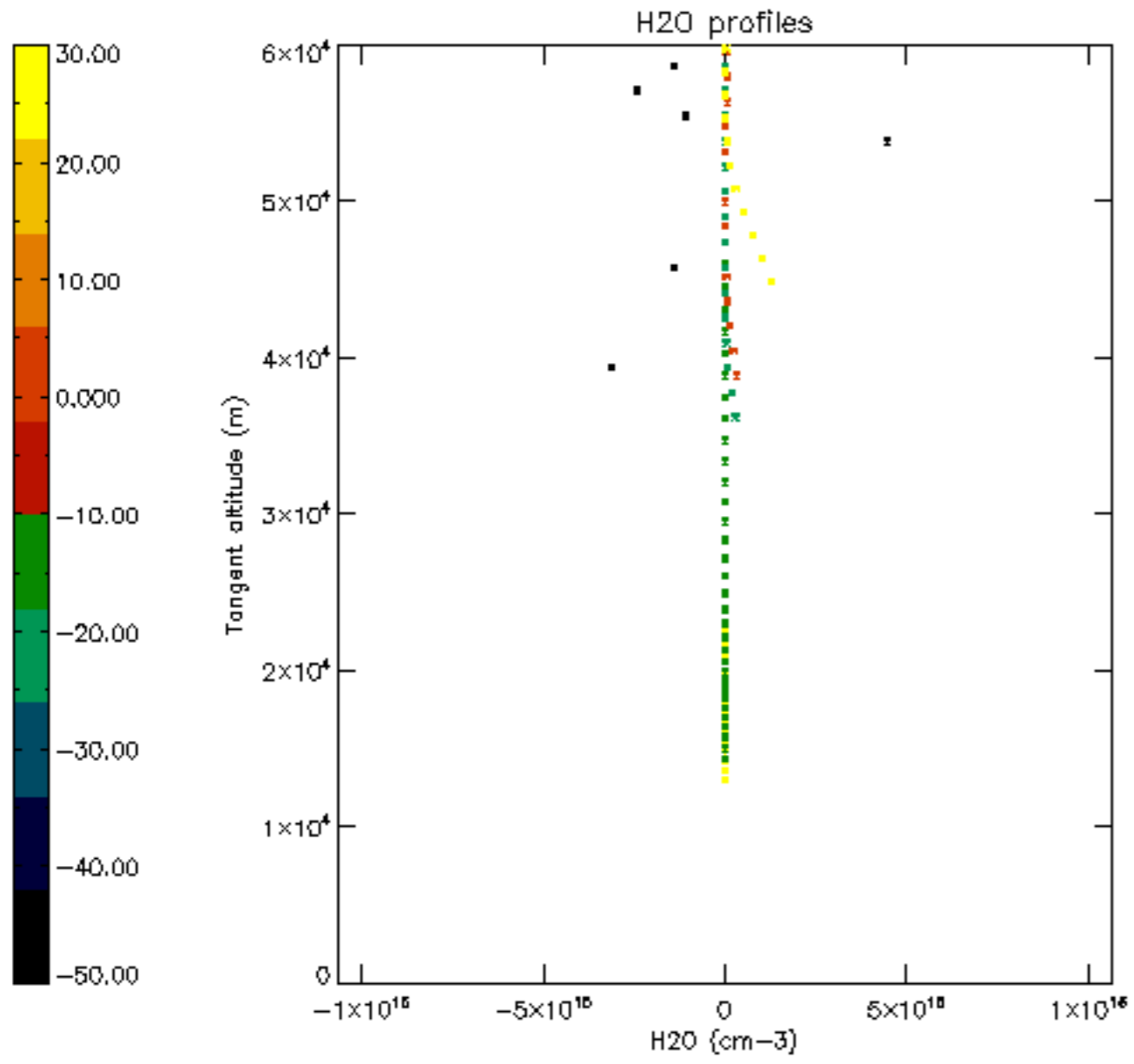


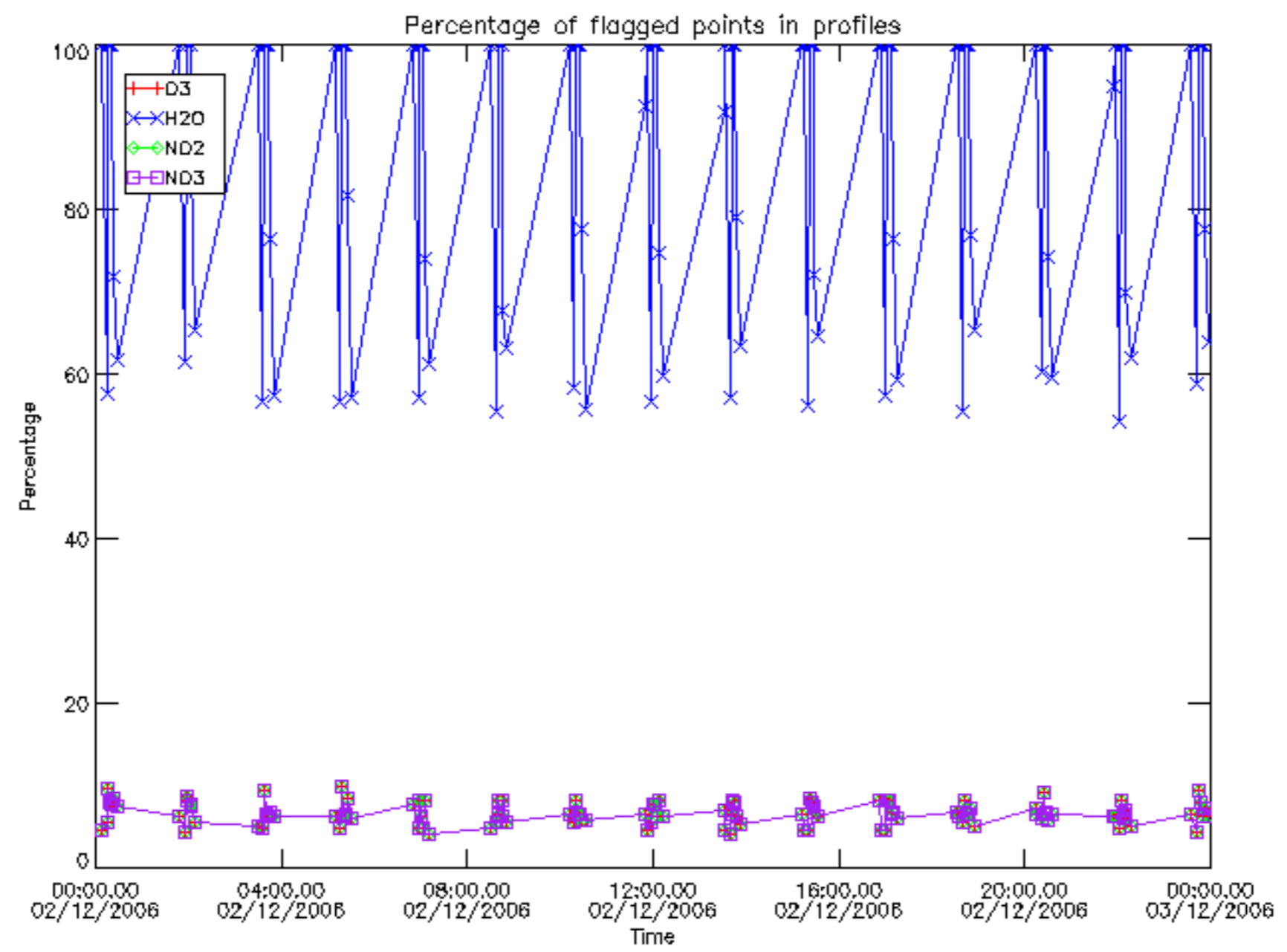




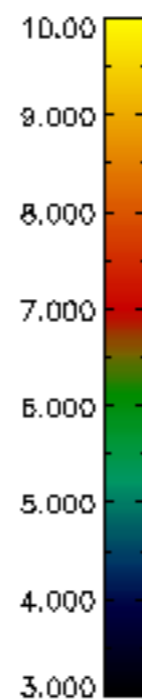
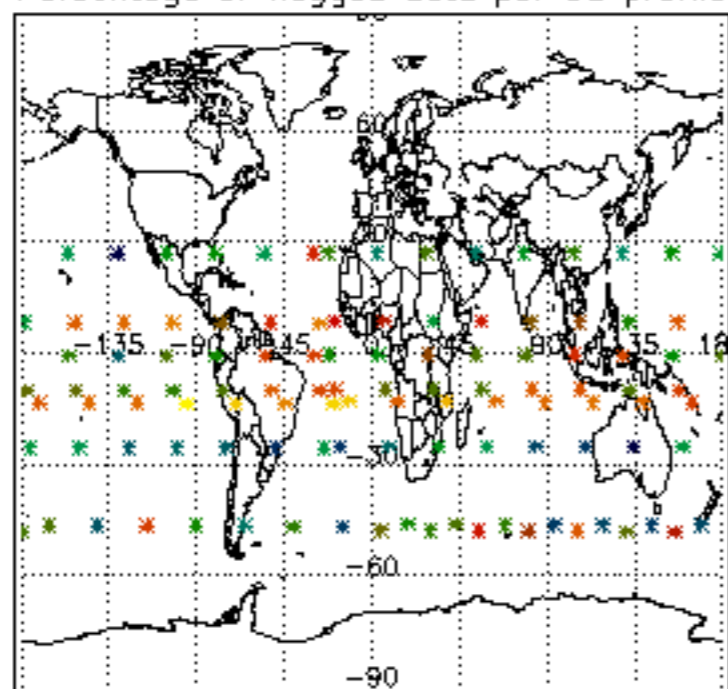




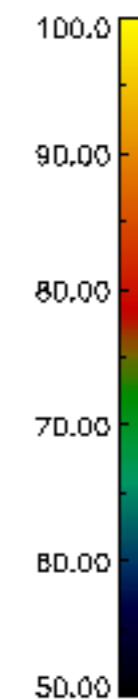
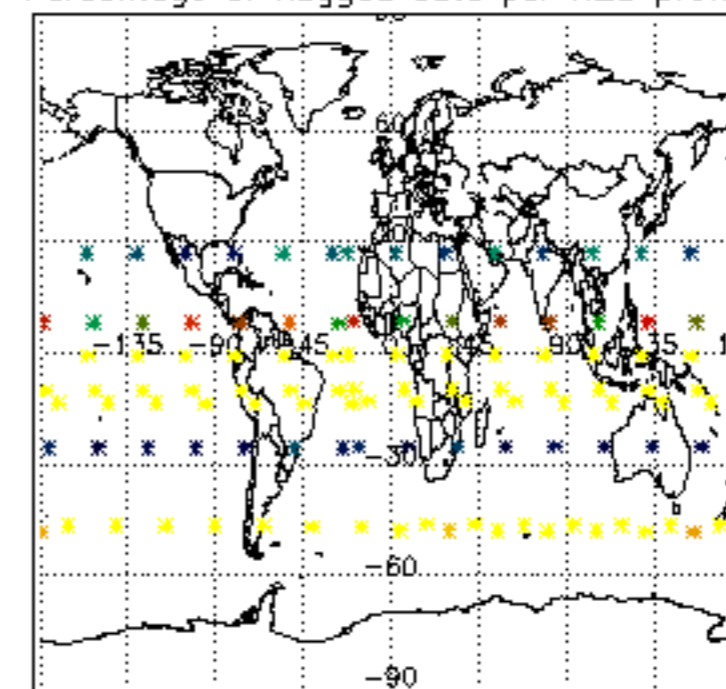




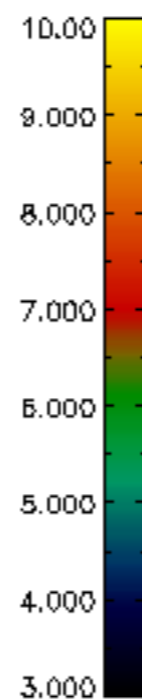
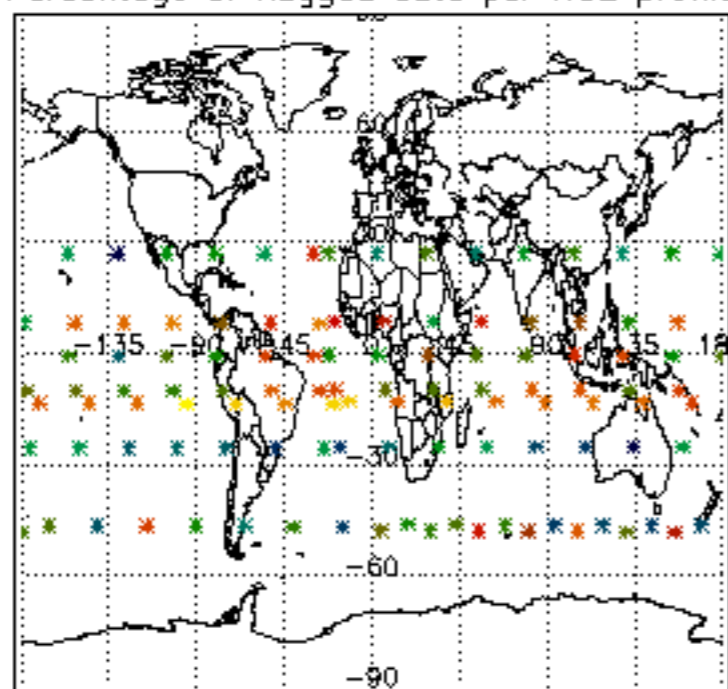
Percentage of flagged data per D3 profile



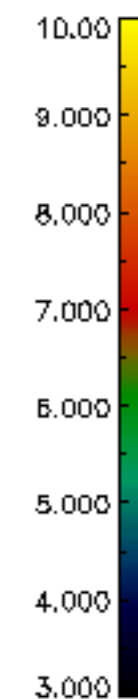
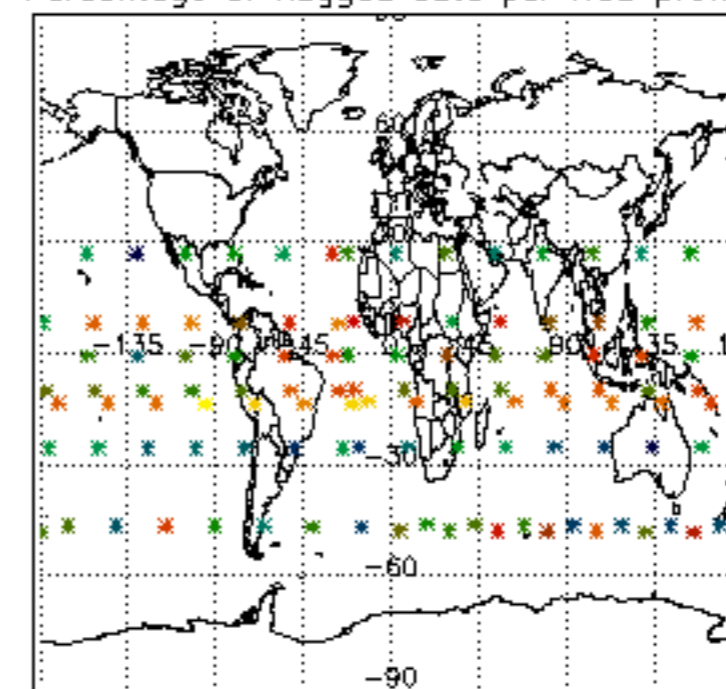
Percentage of flagged data per H2O profile

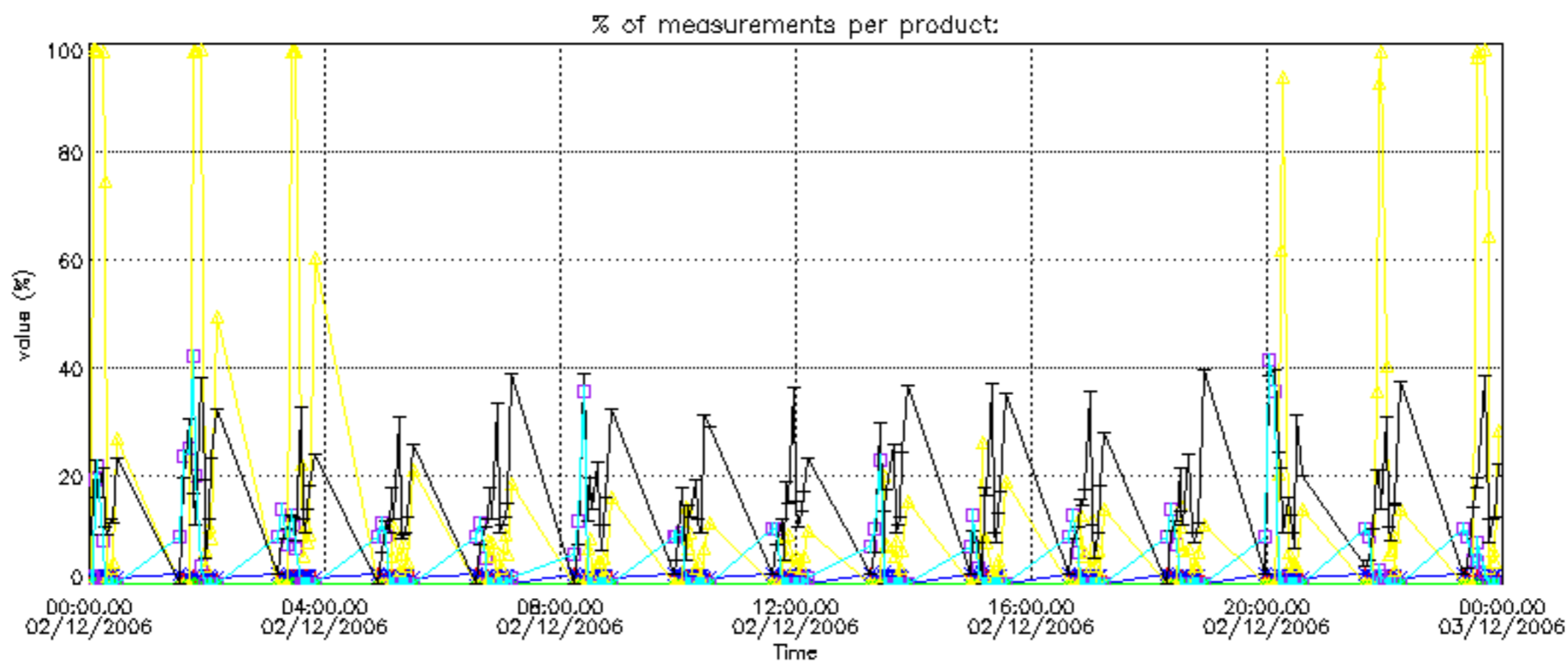


Percentage of flagged data per NO2 profile

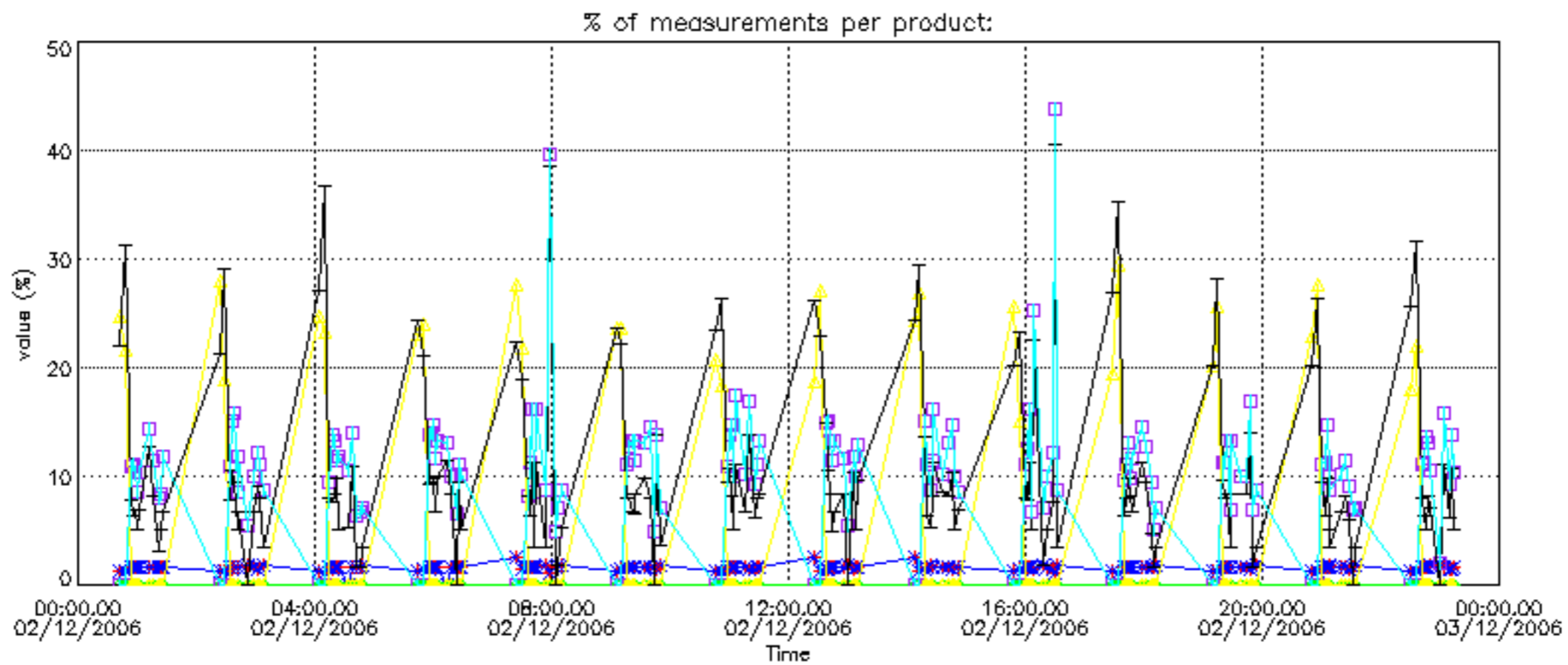


Percentage of flagged data per NO3 profile

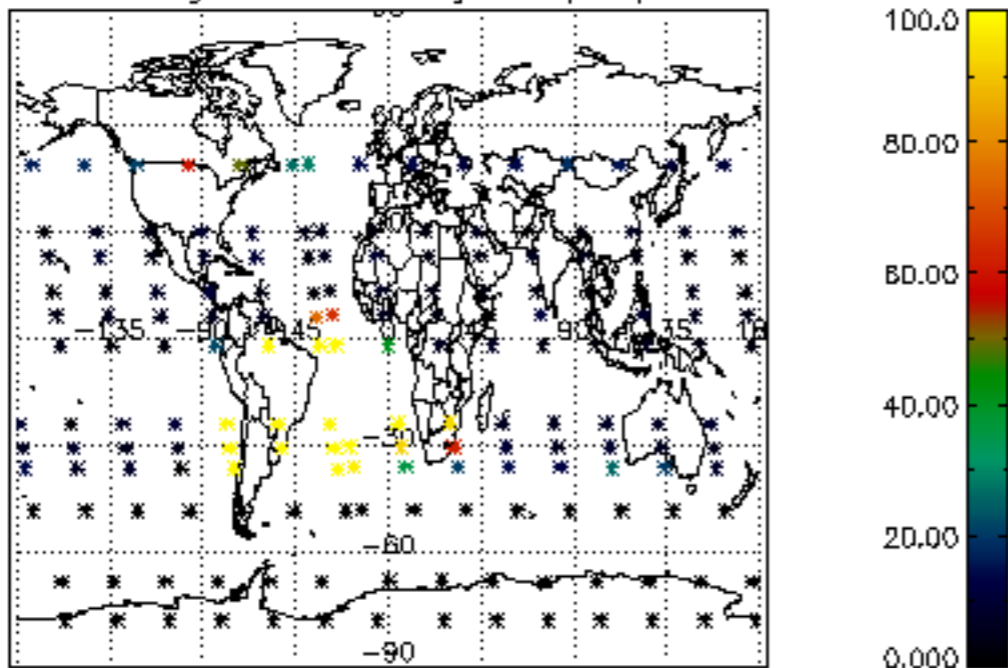




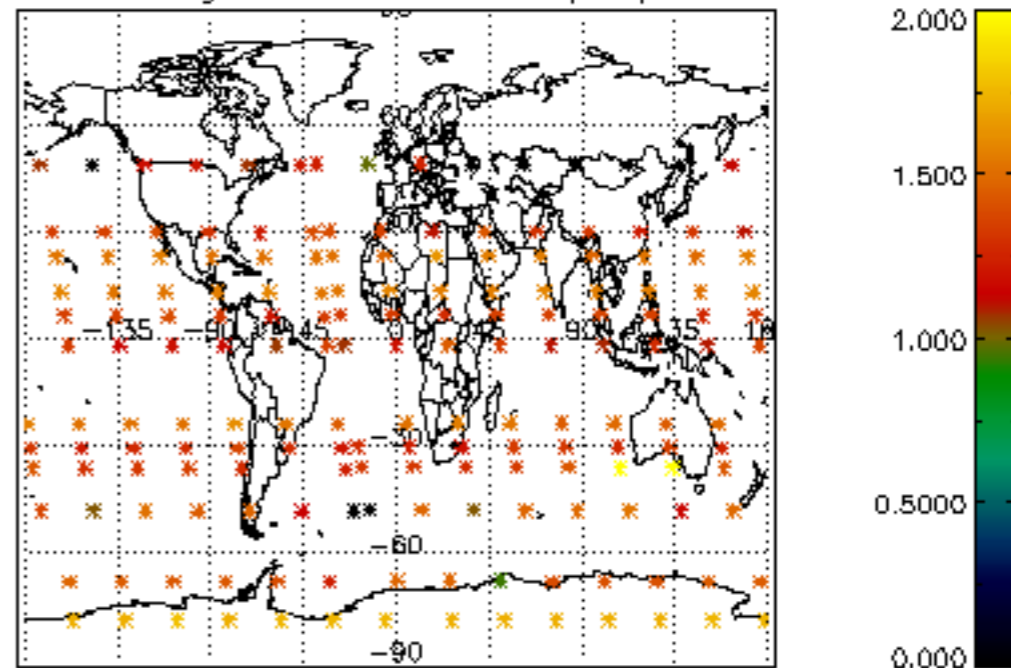




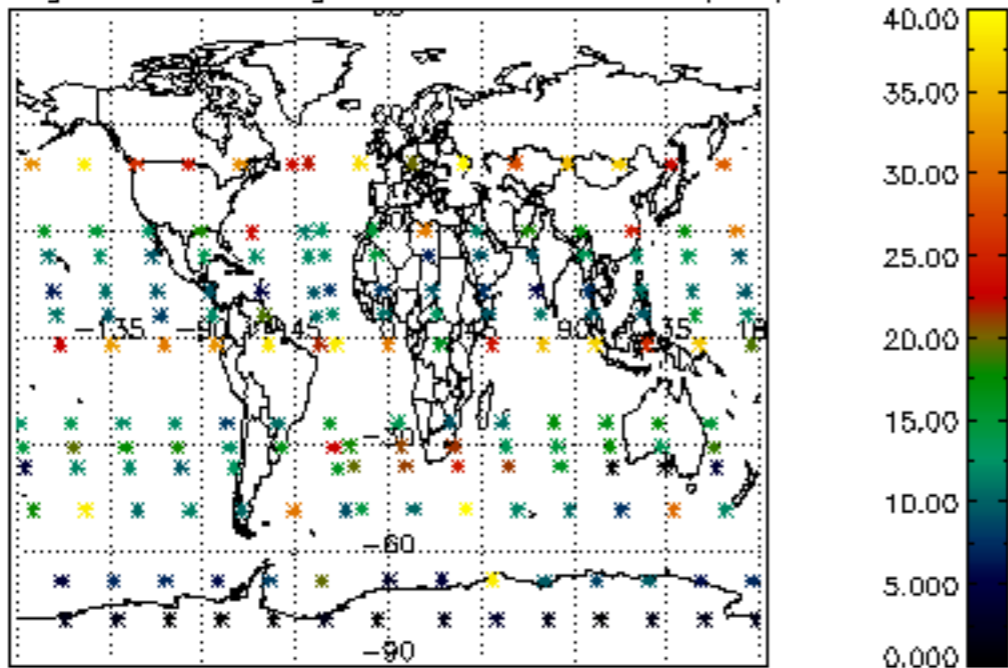
Percentage of cosmic ray hits per profile



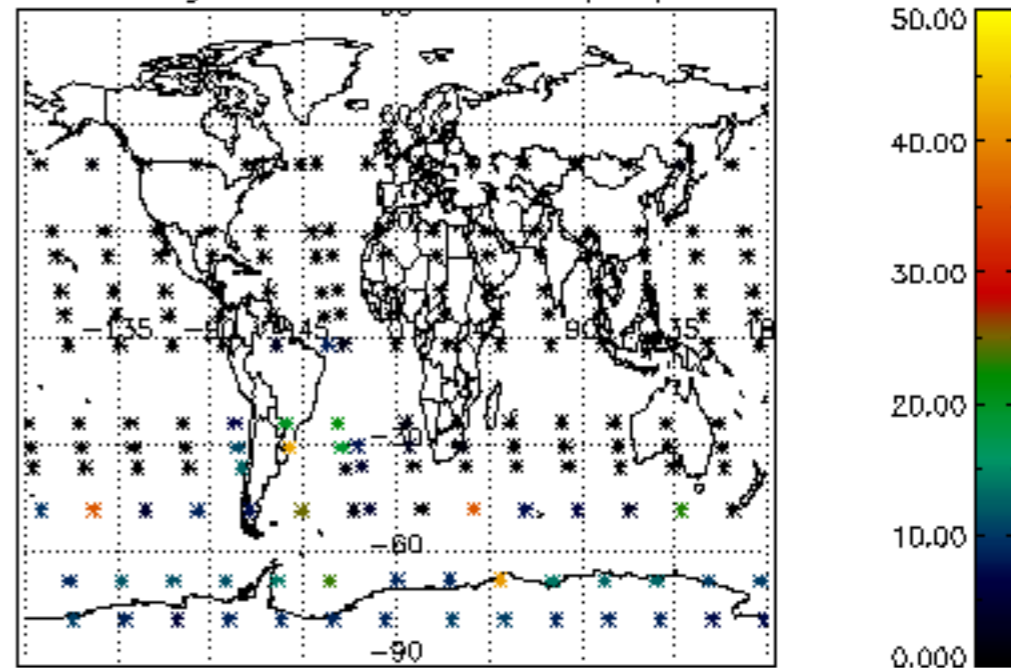
Percentage of datation errors per profile



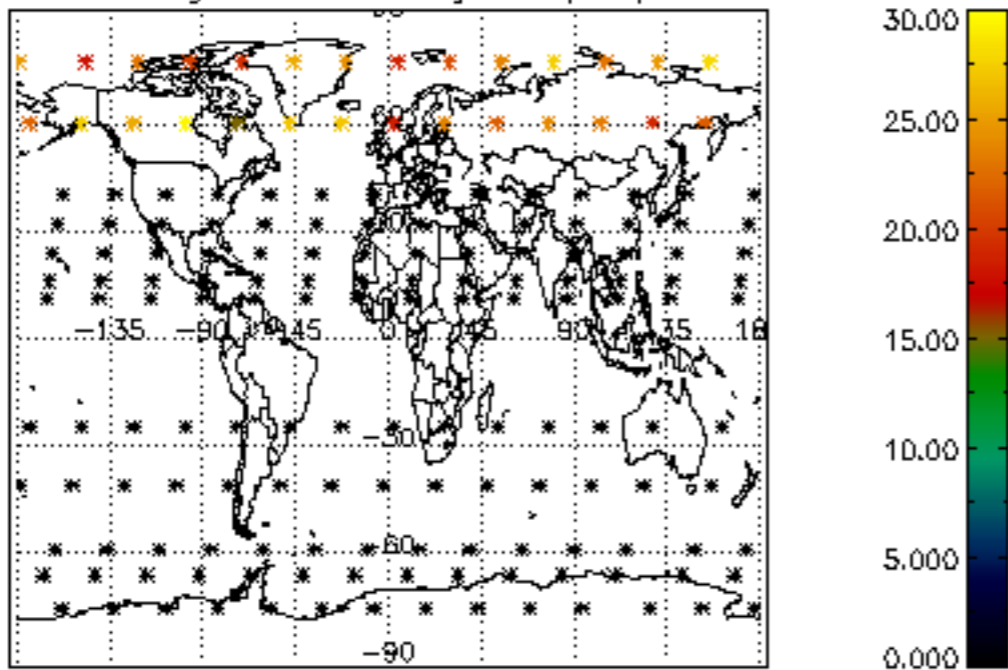
Percentage of star falling outside central band per profile



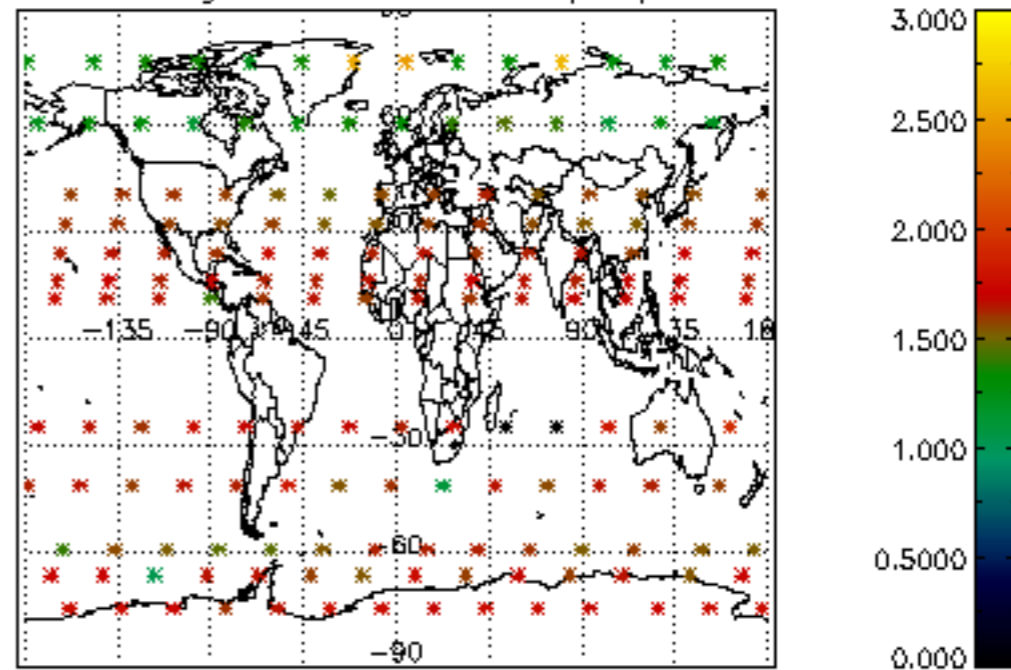
Percentage of saturation errors per profile



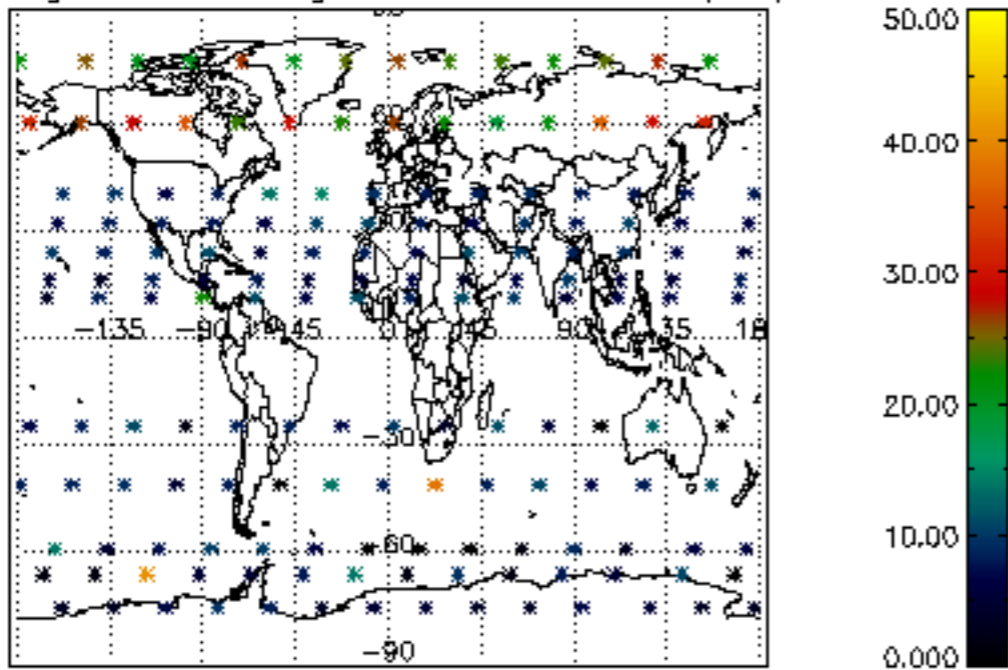
Percentage of cosmic ray hits per profile



Percentage of datation errors per profile



Percentage of star falling outside central band per profile



Percentage of saturation errors per profile

