

# GOMOS Level 2 Daily Report

## SUMMARY

### [1. General Info](#)

### [2. Summary of processed GOM\\_NL\\_2P products](#)

### [3. Level 2 Quality information per product](#)

#### [3.1 Plot of level 2 quality information per product \(time dependant\)](#)

#### [3.2 Plot of level 2 quality information per product \(world map\)](#)

### [4. Level 1 Quality information per product \(stored on level 2 products\)](#)

#### [4.1 Plot of level 1 quality information per product \(time dependant\)](#)

##### [4.1.1 Plot of level 1 quality information per product \(time dependant\): ASCENDING](#)

##### [4.1.2 Plot of level 1 quality information per product \(time dependant\): DESCENDING](#)

#### [4.2 Plot of level 1 quality information per product \(world map\)](#)

##### [4.2.1 Plot of level 1 quality information per product \(world map\): ASCENDING](#)

##### [4.2.2 Plot of level 1 quality information per product \(world map\): DESCENDING](#)

### [5. Ozone profiles based on quality statistics and other trace gas profiles](#)

#### [5.1 Ozone statistics based on quality of products](#)

#### [5.2 Plot ozone profiles for all STD \(dark without errors\)](#)

#### [5.3 Plot ozone profiles where STD < 20% \(dark without errors\)](#)

#### [5.4. Plot ozone profiles where STD < 10% \(dark without errors\)](#)

#### [5.5. Plot ozone profiles where STD < 5% \(dark without errors\)](#)

#### [5.6 Plot NO2 profiles for all STD \(dark without errors\)](#)

#### [5.7 Plot NO3 profiles for all STD \(dark without errors\)](#)

#### [5.8 Plot H2O profiles \(only for occultations of stars 1,2,3,4,13,14,16,26,63 dark without errors\) for all STD](#)

### [6. Auxiliary Data Files used for the production reported in section 2](#)

This report presents the daily analysis on parameters extracted from GOMOS level 2 data (GOM\_NL\_\_2P). It is intended to monitor some important parameters that will impact the quality of these products. A list of level 2 products (and content) that have arrived during the reporting day to the PCF is also given.

Item	Value
Time of report generation	24APR2013 06:10:18
Data source version	GOMOS/6.01
Start time of products	01-12-2006 (01DEC2006 00:00:00)
Stop time of products	02-12-2006 (02DEC2006 00:00:00)
Store outputs in DB	Yes
Nb of level 2 prods	338
Nb of prods with errors	0

## 2. Summary of processed GOM\_NL\_\_2P products.

Nr	Filename	UTC Start time	Limb	Duration	Star Id	Star Name	Star Mag	Star Temp	Nb Meas	Orbit	Prod. error
1	GOM_NL__2PRFIN20061201_000253_000000292053_00245_24848_1471.N1	01-DEC-2006 00:02:53	Bright	29.000	49	1Alp UMi	1.9900	6300.0	58	24848	No
2	GOM_NL__2PRFIN20061201_000733_000000312053_00245_24848_1472.N1	01-DEC-2006 00:07:33	Bright	30.500	60	7Bet UMi	2.0810	3950.0	61	24848	No
3	GOM_NL__2PRFIN20061201_001247_000000332053_00245_24848_1473.N1	01-DEC-2006 00:12:47	Bright	33.000	32	77Eps UMa	1.7630	11000.	66	24848	No
4	GOM_NL__2PRFIN20061201_001450_000000312053_00245_24848_1474.N1	01-DEC-2006 00:14:50	Bright	31.000	39	85Eta UMa	1.8540	24000.	62	24848	No
5	GOM_NL__2PRFIN20061201_001744_000000292053_00245_24848_1475.N1	01-DEC-2006 00:17:44	Bright	29.000	180	27Gam Boo	3.0400	8000.0	58	24848	No
6	GOM_NL__2PRFIN20061201_002316_000000292053_00245_24848_1476.N1	01-DEC-2006 00:23:16	Bright	28.500	3	16Alp Boo	-0.050000	4250.0	57	24848	No
7	GOM_NL__2PRFIN20061201_002651_000000342053_00245_24848_1477.N1	01-DEC-2006 00:26:51	Bright	34.000	138	47Eps Vir	2.8280	4700.0	68	24848	No
8	GOM_NL__2PRFIN20061201_003238_000000342053_00245_24848_1478.N1	01-DEC-2006 00:32:38	Bright	34.000	15	67Alp Vir	0.97600	28000.	68	24848	No
9	GOM_NL__2PRFIN20061201_003555_000000402053_00245_24848_1479.N1	01-DEC-2006 00:35:55	Twilight	40.000	163	7Del Crv	2.9450	11000.	80	24848	No
10	GOM_NL__2PRFIN20061201_003733_000000422053_00245_24848_1480.N1	01-DEC-2006 00:37:33	Twilight	41.500	106	9Bet Crv	2.6480	5600.0	83	24848	No
11	GOM_NL__2PRFIN20061201_003933_000000342053_00245_24848_1481.N1	01-DEC-2006 00:39:33	Dark	33.500	123	1ot Cen	2.7500	10200.	67	24848	No
12	GOM_NL__2PRFIN20061201_004542_000000372053_00245_24848_1482.N1	01-DEC-2006 00:45:42	Dark	37.000	26	Gam Cru	1.6240	2900.0	74	24848	No
13	GOM_NL__2PRFIN20061201_004754_000000382053_00246_24849_1489.N1	01-DEC-2006 00:47:54	Dark	37.500	113	Mu Vel	2.6920	5000.0	75	24849	No
14	GOM_NL__2PRFIN20061201_004951_000000312053_00246_24849_1490.N1	01-DEC-2006 00:49:51	Dark	30.500	124	The Car	2.7640	30000.	61	24849	No
15	GOM_NL__2PRFIN20061201_005238_000000322053_00246_24849_1491.N1	01-DEC-2006 00:52:38	Dark	32.000	29	Bet Car	1.6720	10200.	64	24849	No
16	GOM_NL__2PRFIN20061201_005432_000000362053_00246_24849_1492.N1	01-DEC-2006 00:54:32	Dark	36.000	41	Eps Car	1.8600	4100.0	72	24849	No
17	GOM_NL__2PRFIN20061201_005953_000000412053_00246_24849_1493.N1	01-DEC-2006 00:59:53	Dark	41.000	2	Alp Car	-0.73600	7000.0	82	24849	No
18	GOM_NL__2PRFIN20061201_011407_000000412053_00246_24849_1494.N1	01-DEC-2006 01:14:07	Straylight	40.500	165	34Gam Eri	2.9500	3200.0	81	24849	No
19	GOM_NL__2PRFIN20061201_011928_000000392053_00246_24849_1495.N1	01-DEC-2006 01:19:28	Twilight	38.500	94	92Alp Cet	2.5260	3100.0	77	24849	No
20	GOM_NL__2PRFIN20061201_012517_000000322053_00246_24849_1496.N1	01-DEC-2006 01:25:17	Bright	31.500	146	25Eta Tau	2.8730	15200.	63	24849	No
21	GOM_NL__2PRFIN20061201_012739_000000332053_00246_24849_1497.N1	01-DEC-2006 01:27:39	Bright	33.000	150	44Zet Per	2.8900	28000.	66	24849	No
22	GOM_NL__2PRFIN20061201_012953_000000312053_00246_24849_1498.N1	01-DEC-2006 01:29:53	Bright	30.500	79	26Bet Per	2.3100	13100.	61	24849	No
23	GOM_NL__2PRFIN20061201_013206_000000302053_00246_24849_1499.N1	01-DEC-2006 01:32:06	Bright	30.000	175	39Del Per	3.0100	19400.	60	24849	No
24	GOM_NL__2PRFIN20061201_013326_000000292053_00246_24849_1500.N1	01-DEC-2006 01:33:26	Bright	29.000	160	23Gam Per	2.9300	4700.0	58	24849	No
25	GOM_NL__2PRFIN20061201_014329_000000312053_00246_24849_1501.N1	01-DEC-2006 01:43:29	Bright	30.500	49	1Alp UMi	1.9900	6300.0	61	24849	No
26	GOM_NL__2PRFIN20061201_014809_000000312053_00246_24849_1502.N1	01-DEC-2006 01:48:09	Bright	31.000	60	7Bet UMi	2.0810	3950.0	62	24849	No
27	GOM_NL__2PRFIN20061201_015323_000000332053_00246_24849_1503.N1	01-DEC-2006 01:53:23	Bright	33.000	32	77Eps UMa	1.7630	11000.	66	24849	No
28	GOM_NL__2PRFIN20061201_015526_000000292053_00246_24849_1504.N1	01-DEC-2006 01:55:26	Bright	29.000	39	85Eta UMa	1.8540	24000.	58	24849	No
29	GOM_NL__2PRFIN20061201_015820_000000282053_00246_24849_1505.N1	01-DEC-2006 01:58:20	Bright	28.000	180	27Gam Boo	3.0400	8000.0	56	24849	No
30	GOM_NL__2PRFIN20061201_020352_000000292053_00246_24849_1506.N1	01-DEC-2006 02:03:52	Bright	28.500	3	16Alp Boo	-0.050000	4250.0	57	24849	No
31	GOM_NL__2PRFIN20061201_020727_000000352053_00246_24849_1507.N1	01-DEC-2006 02:07:27	Bright	34.500	138	47Eps Vir	2.8280	4700.0	69	24849	No
32	GOM_NL__2PRFIN20061201_021314_000000352053_00246_24849_1508.N1	01-DEC-2006 02:13:14	Bright	34.500	15	67Alp Vir	0.97600	28000.	69	24849	No
33	GOM_NL__2PRFIN20061201_022009_000000322053_00246_24849_1509.N1	01-DEC-2006 02:20:09	Dark	32.000	123	1ot Cen	2.7500	10200.	64	24849	No
34	GOM_NL__2PRFIN20061201_022618_000000392053_00246_24849_1510.N1	01-DEC-2006 02:26:18	Dark	38.500	26	Gam Cru	1.6240	2900.0	77	24849	No
35	GOM_NL__2PRFIN20061201_022830_000000382053_00247_24850_1488.N1	01-DEC-2006 02:28:30	Dark	37.500	113	Mu Vel	2.6920	5000.0	75	24850	No
36	GOM_NL__2PRFIN20061201_023028_000000332053_00247_24850_1489.N1	01-DEC-2006 02:30:28	Dark	33.000	124	The Car	2.7640	30000.	66	24850	No
37	GOM_NL__2PRFIN20061201_023315_000000332053_00247_24850_1490.N1	01-DEC-2006 02:33:15	Dark	33.000	29	Bet Car	1.6720	10200.	66	24850	No
38	GOM_NL__2PRFIN20061201_023508_000000442053_00247_24850_1491.N1	01-DEC-2006 02:35:08	Dark	43.500	41	Eps Car	1.8600	4100.0	87	24850	No
39	GOM_NL__2PRFIN20061201_024030_000000392053_00247_24850_1492.N1	01-DEC-2006 02:40:30	Dark	39.000	2	Alp Car	-0.73600	7000.0	78	24850	No
40	GOM_NL__2PRFIN20061201_025443_000000402053_00247_24850_1493.N1	01-DEC-2006 02:54:43	Straylight	40.000	165	34Gam Eri	2.9500	3200.0	80	24850	No
41	GOM_NL__2PRFIN20061201_030004_000000422053_00247_24850_1494.N1	01-DEC-2006 03:00:04	Twilight	42.000	94	92Alp Cet	2.5260	3100.0	84	24850	No
42	GOM_NL__2PRFIN20061201_030553_000000332053_00247_24850_1495.N1	01-DEC-2006 03:05:53	Bright	33.000	146	25Eta Tau	2.8730	15200.	66	24850	No

43	GOM_NL__2PRFIN20061201_030815_000000342053_00247_24850_1496.N1	01-DEC-2006 03:08:15	Bright	33.500	150	44Zet Per	2.8900	28000.	67	24850	No
44	GOM_NL__2PRFIN20061201_031029_000000322053_00247_24850_1497.N1	01-DEC-2006 03:10:29	Bright	32.000	79	26Bet Per	2.3100	13100.	64	24850	No
45	GOM_NL__2PRFIN20061201_031242_000000332053_00247_24850_1498.N1	01-DEC-2006 03:12:42	Bright	33.000	175	39Del Per	3.0100	19400.	66	24850	No
46	GOM_NL__2PRFIN20061201_031401_000000302053_00247_24850_1499.N1	01-DEC-2006 03:14:01	Bright	29.500	160	23Gam Per	2.9300	4700.0	59	24850	No
47	GOM_NL__2PRFIN20061201_032405_000000282053_00247_24850_1500.N1	01-DEC-2006 03:24:05	Bright	28.000	49	1Alp UMi	1.9900	6300.0	56	24850	No
48	GOM_NL__2PRFIN20061201_032845_000000302053_00247_24850_1501.N1	01-DEC-2006 03:28:45	Bright	30.000	60	7Bet UMi	2.0810	3950.0	60	24850	No
49	GOM_NL__2PRFIN20061201_033359_000000342053_00247_24850_1502.N1	01-DEC-2006 03:33:59	Bright	34.000	32	77Eps UMa	1.7630	11000.	68	24850	No
50	GOM_NL__2PRFIN20061201_033603_000000312053_00247_24850_1503.N1	01-DEC-2006 03:36:03	Bright	30.500	39	85Eta UMa	1.8540	24000.	61	24850	No
51	GOM_NL__2PRFIN20061201_033856_000000302053_00247_24850_1504.N1	01-DEC-2006 03:38:56	Bright	29.500	180	27Gam Boo	3.0400	8000.0	59	24850	No
52	GOM_NL__2PRFIN20061201_034429_000000292053_00247_24850_1505.N1	01-DEC-2006 03:44:29	Bright	28.500	3	16Alp Boo	-0.050000	4250.0	57	24850	No
53	GOM_NL__2PRFIN20061201_034803_000000362053_00247_24850_1506.N1	01-DEC-2006 03:48:03	Bright	35.500	138	47Eps Vir	2.8280	4700.0	71	24850	No
54	GOM_NL__2PRFIN20061201_035350_000000342053_00247_24850_1507.N1	01-DEC-2006 03:53:50	Bright	33.500	15	67Alp Vir	0.97600	28000.	67	24850	No
55	GOM_NL__2PRFIN20061201_035708_000000382053_00247_24850_1508.N1	01-DEC-2006 03:57:08	Twilight	38.000	163	7Del Crv	2.9450	11000.	76	24850	No
56	GOM_NL__2PRFIN20061201_035846_000000392053_00247_24850_1509.N1	01-DEC-2006 03:58:46	Twilight	38.500	106	9Bet Crv	2.6480	5600.0	77	24850	No
57	GOM_NL__2PRFIN20061201_040045_000000352053_00247_24850_1510.N1	01-DEC-2006 04:00:45	Dark	35.000	123	1ot Cen	2.7500	10200.	70	24850	No
58	GOM_NL__2PRFIN20061201_040907_000000362053_00248_24851_1487.N1	01-DEC-2006 04:09:07	Dark	36.000	113	Mu Vel	2.6920	5000.0	72	24851	No
59	GOM_NL__2PRFIN20061201_041104_000000332053_00248_24851_1488.N1	01-DEC-2006 04:11:04	Dark	32.500	124	The Car	2.7640	30000.	65	24851	No
60	GOM_NL__2PRFIN20061201_041351_000000322053_00248_24851_1489.N1	01-DEC-2006 04:13:51	Dark	32.000	29	Bet Car	1.6720	10200.	64	24851	No
61	GOM_NL__2PRFIN20061201_041545_000000372053_00248_24851_1490.N1	01-DEC-2006 04:15:45	Dark	37.000	41	Eps Car	1.8600	4100.0	74	24851	No
62	GOM_NL__2PRFIN20061201_042106_000000412053_00248_24851_1491.N1	01-DEC-2006 04:21:06	Dark	40.500	2	Alp Car	-0.73600	7000.0	81	24851	No
63	GOM_NL__2PRFIN20061201_043519_000000402053_00248_24851_1492.N1	01-DEC-2006 04:35:19	Straylight	39.500	165	34Gam Eri	2.9500	3200.0	79	24851	No
64	GOM_NL__2PRFIN20061201_044040_000000452053_00248_24851_1493.N1	01-DEC-2006 04:40:40	Twilight	44.500	94	92Alp Cet	2.5260	3100.0	89	24851	No
65	GOM_NL__2PRFIN20061201_044629_000000332053_00248_24851_1494.N1	01-DEC-2006 04:46:29	Bright	32.500	146	25Eta Tau	2.8730	15200.	65	24851	No
66	GOM_NL__2PRFIN20061201_044851_000000322053_00248_24851_1495.N1	01-DEC-2006 04:48:51	Bright	31.500	150	44Zet Per	2.8900	28000.	63	24851	No
67	GOM_NL__2PRFIN20061201_045105_000000322053_00248_24851_1496.N1	01-DEC-2006 04:51:05	Bright	32.000	79	26Bet Per	2.3100	13100.	64	24851	No
68	GOM_NL__2PRFIN20061201_045318_000000302053_00248_24851_1497.N1	01-DEC-2006 04:53:18	Bright	29.500	175	39Del Per	3.0100	19400.	59	24851	No
69	GOM_NL__2PRFIN20061201_045438_000000302053_00248_24851_1498.N1	01-DEC-2006 04:54:38	Bright	29.500	160	23Gam Per	2.9300	4700.0	59	24851	No
70	GOM_NL__2PRFIN20061201_050441_000000302053_00248_24851_1499.N1	01-DEC-2006 05:04:41	Bright	29.500	49	1Alp UMi	1.9900	6300.0	59	24851	No
71	GOM_NL__2PRFIN20061201_050922_000000282053_00248_24851_1500.N1	01-DEC-2006 05:09:22	Bright	28.000	60	7Bet UMi	2.0810	3950.0	56	24851	No
72	GOM_NL__2PRFIN20061201_051435_000000332053_00248_24851_1501.N1	01-DEC-2006 05:14:35	Bright	33.000	32	77Eps UMa	1.7630	11000.	66	24851	No
73	GOM_NL__2PRFIN20061201_051639_000000302053_00248_24851_1502.N1	01-DEC-2006 05:16:39	Bright	30.000	39	85Eta UMa	1.8540	24000.	60	24851	No
74	GOM_NL__2PRFIN20061201_051933_000000292053_00248_24851_1503.N1	01-DEC-2006 05:19:33	Bright	28.500	180	27Gam Boo	3.0400	8000.0	57	24851	No
75	GOM_NL__2PRFIN20061201_052505_000000292053_00248_24851_1504.N1	01-DEC-2006 05:25:05	Bright	29.000	3	16Alp Boo	-0.050000	4250.0	58	24851	No
76	GOM_NL__2PRFIN20061201_052840_000000332053_00248_24851_1505.N1	01-DEC-2006 05:28:40	Bright	32.500	138	47Eps Vir	2.8280	4700.0	65	24851	No
77	GOM_NL__2PRFIN20061201_053427_000000342053_00248_24851_1506.N1	01-DEC-2006 05:34:27	Bright	34.000	15	67Alp Vir	0.97600	28000.	68	24851	No
78	GOM_NL__2PRFIN20061201_053745_000000382053_00248_24851_1507.N1	01-DEC-2006 05:37:45	Twilight	38.000	163	7Del Crv	2.9450	11000.	76	24851	No
79	GOM_NL__2PRFIN20061201_053923_000000392053_00248_24851_1508.N1	01-DEC-2006 05:39:23	Twilight	39.000	106	9Bet Crv	2.6480	5600.0	78	24851	No
80	GOM_NL__2PRFIN20061201_054122_000000332053_00248_24851_1509.N1	01-DEC-2006 05:41:22	Dark	33.000	123	1ot Cen	2.7500	10200.	66	24851	No
81	GOM_NL__2PRFIN20061201_054944_000000382053_00249_24852_1486.N1	01-DEC-2006 05:49:44	Dark	37.500	113	Mu Vel	2.6920	5000.0	75	24852	No
82	GOM_NL__2PRFIN20061201_055141_000000312053_00249_24852_1487.N1	01-DEC-2006 05:51:41	Dark	31.000	124	The Car	2.7640	30000.	62	24852	No
83	GOM_NL__2PRFIN20061201_055428_000000312053_00249_24852_1488.N1	01-DEC-2006 05:54:28	Dark	31.000	29	Bet Car	1.6720	10200.	62	24852	No
84	GOM_NL__2PRFIN20061201_055621_000000382053_00249_24852_1489.N1	01-DEC-2006 05:56:21	Dark	37.500	41	Eps Car	1.8600	4100.0	75	24852	No
85	GOM_NL__2PRFIN20061201_060143_000000522053_00249_24852_1490.N1	01-DEC-2006 06:01:43	Dark	52.000	2	Alp Car	-0.73600	7000.0	104	24852	No
86	GOM_NL__2PRFIN20061201_061555_000000402053_00249_24852_1491.N1	01-DEC-2006 06:15:55	Straylight	39.500	165	34Gam Eri	2.9500	3200.0	79	24852	No
87	GOM_NL__2PRFIN20061201_062116_000000392053_00249_24852_1492.N1	01-DEC-2006 06:21:16	Twilight	38.500	94	92Alp Cet	2.5260	3100.0	77	24852	No
88	GOM_NL__2PRFIN20061201_062705_000000322053_00249_24852_1493.N1	01-DEC-2006 06:27:05	Bright	32.000	146	25Eta Tau	2.8730	15200.	64	24852	No
89	GOM_NL__2PRFIN20061201_062927_000000332053_00249_24852_1494.N1	01-DEC-2006 06:29:27	Bright	32.500	150	44Zet Per	2.8900	28000.	65	24852	No
90	GOM_NL__2PRFIN20061201_063141_000000302053_00249_24852_1495.N1	01-DEC-2006 06:31:41	Bright	30.000	79	26Bet Per	2.3100	13100.	60	24852	No
91	GOM_NL__2PRFIN20061201_063354_000000302053_00249_24852_1496.N1	01-DEC-2006 06:33:54	Bright	29.500	175	39Del Per	3.0100	19400.	59	24852	No
92	GOM_NL__2PRFIN20061201_063514_000000302053_00249_24852_1497.N1	01-DEC-2006 06:35:14	Bright	29.500	160	23Gam Per	2.9300	4700.0	59	24852	No
93	GOM_NL__2PRFIN20061201_064517_000000292053_00249_24852_1498.N1	01-DEC-2006 06:45:17	Bright	29.000	49	1Alp UMi	1.9900	6300.0	58	24852	No
94	GOM_NL__2PRFIN20061201_064957_000000392053_00249_24852_1499.N1	01-DEC-2006 06:49:57	Bright	38.500	60	7Bet UMi	2.0810	3950.0	77	24852	No
95	GOM_NL__2PRFIN20061201_065511_000000322053_00249_24852_1500.N1	01-DEC-2006 06:55:11	Bright	32.000	32	77Eps UMa	1.7630	11000.	64	24852	No
96	GOM_NL__2PRFIN20061201_065715_000000332053_00249_24852_1501.N1	01-DEC-2006 06:57:15	Bright	32.500	39	85Eta UMa	1.8540	24000.	65	24852	No
97	GOM_NL__2PRFIN20061201_070009_000000292053_00249_24852_1502.N1	01-DEC-2006 07:00:09	Bright	29.000	180	27Gam Boo	3.0400	8000.0	58	24852	No
98	GOM_NL__2PRFIN20061201_070541_000000292053_00249_24852_1503.N1	01-DEC-2006 07:05:41	Bright	28.500	3	16Alp Boo	-0.050000	4250.0	57	24852	No
99	GOM_NL__2PRFIN20061201_070916_000000342053_00249_24852_1504.N1	01-DEC-2006 07:09:16	Bright	34.000	138	47Eps Vir	2.8280	4700.0	68	24852	No
100	GOM_NL__2PRFIN20061201_071503_000000332053_00249_24852_1505.N1	01-DEC-2006 07:15:03	Bright	33.000	15	67Alp Vir	0.97600	28000.	66	24852	No
101	GOM_NL__2PRFIN20061201_071822_000000382053_00249_24852_1506.N1	01-DEC-2006 07:18:22	Twilight	37.500	163	7Del Crv	2.9450	11000.	75	24852	No

102	GOM_NL__2PRFIN20061201_071959_000000422053_00249_24852_1507.N1	01-DEC-2006 07:19:59	Twilight	42.000	106	9Bet Crv	2.6480	5600.0	84	24852	No
103	GOM_NL__2PRFIN20061201_072158_000000332053_00249_24852_1508.N1	01-DEC-2006 07:21:58	Dark	32.500	123	lot Cen	2.7500	10200.	65	24852	No
104	GOM_NL__2PRFIN20061201_072807_000000402053_00249_24852_1509.N1	01-DEC-2006 07:28:07	Dark	39.500	26	Gam Cru	1.6240	2900.0	79	24852	No
105	GOM_NL__2PRFIN20061201_073021_000000372053_00250_24853_1485.N1	01-DEC-2006 07:30:21	Dark	37.000	113	Mu Vel	2.6920	5000.0	74	24853	No
106	GOM_NL__2PRFIN20061201_073217_000000312053_00250_24853_1486.N1	01-DEC-2006 07:32:17	Dark	31.000	124	The Car	2.7640	30000.	62	24853	No
107	GOM_NL__2PRFIN20061201_073504_000000342053_00250_24853_1487.N1	01-DEC-2006 07:35:04	Dark	33.500	29	Bet Car	1.6720	10200.	67	24853	No
108	GOM_NL__2PRFIN20061201_073658_000000372053_00250_24853_1488.N1	01-DEC-2006 07:36:58	Dark	36.500	41	Eps Car	1.8600	4100.0	73	24853	No
109	GOM_NL__2PRFIN20061201_074219_000000422053_00250_24853_1489.N1	01-DEC-2006 07:42:19	Dark	42.000	2	Alp Car	-0.73600	7000.0	84	24853	No
110	GOM_NL__2PRFIN20061201_075631_000000352053_00250_24853_1490.N1	01-DEC-2006 07:56:31	Straylight	34.500	165	34Gam Eri	2.9500	3200.0	69	24853	No
111	GOM_NL__2PRFIN20061201_080152_000000372053_00250_24853_1491.N1	01-DEC-2006 08:01:52	Tw_i_and_stray	37.000	94	92Alp Cet	2.5260	3100.0	74	24853	No
112	GOM_NL__2PRFIN20061201_080740_000000322053_00250_24853_1492.N1	01-DEC-2006 08:07:40	Bright	31.500	146	25Eta Tau	2.8730	15200.	63	24853	No
113	GOM_NL__2PRFIN20061201_081003_000000312053_00250_24853_1493.N1	01-DEC-2006 08:10:03	Bright	31.000	150	44Zet Per	2.8900	28000.	62	24853	No
114	GOM_NL__2PRFIN20061201_081217_000000312053_00250_24853_1494.N1	01-DEC-2006 08:12:17	Bright	30.500	79	26Bet Per	2.3100	13100.	61	24853	No
115	GOM_NL__2PRFIN20061201_081430_000000302053_00250_24853_1495.N1	01-DEC-2006 08:14:30	Bright	29.500	175	39Del Per	3.0100	19400.	59	24853	No
116	GOM_NL__2PRFIN20061201_081550_000000312053_00250_24853_1496.N1	01-DEC-2006 08:15:50	Bright	31.000	160	23Gam Per	2.9300	4700.0	62	24853	No
117	GOM_NL__2PRFIN20061201_082553_000000302053_00250_24853_1497.N1	01-DEC-2006 08:25:53	Bright	30.000	49	1Alp UMi	1.9900	6300.0	60	24853	No
118	GOM_NL__2PRFIN20061201_083033_000000312053_00250_24853_1498.N1	01-DEC-2006 08:30:33	Bright	31.000	60	7Bet UMi	2.0810	3950.0	62	24853	No
119	GOM_NL__2PRFIN20061201_083547_000000302053_00250_24853_1499.N1	01-DEC-2006 08:35:47	Bright	29.500	32	77Eps UMa	1.7630	11000.	59	24853	No
120	GOM_NL__2PRFIN20061201_083751_000000302053_00250_24853_1500.N1	01-DEC-2006 08:37:51	Bright	29.500	39	85Eta UMa	1.8540	24000.	59	24853	No
121	GOM_NL__2PRFIN20061201_084617_000000282053_00250_24853_1501.N1	01-DEC-2006 08:46:17	Bright	27.500	3	16Alp Boo	-0.050000	4250.0	55	24853	No
122	GOM_NL__2PRFIN20061201_084953_000000402053_00250_24853_1502.N1	01-DEC-2006 08:49:53	Bright	39.500	138	47Eps Vir	2.8280	4700.0	79	24853	No
123	GOM_NL__2PRFIN20061201_085539_000000332053_00250_24853_1503.N1	01-DEC-2006 08:55:39	Bright	32.500	15	67Alp Vir	0.97600	28000.	65	24853	No
124	GOM_NL__2PRFIN20061201_085858_000000372053_00250_24853_1504.N1	01-DEC-2006 08:58:58	Tw_i_and_stray	36.500	163	7Del Crv	2.9450	11000.	73	24853	No
125	GOM_NL__2PRFIN20061201_090036_000000402053_00250_24853_1505.N1	01-DEC-2006 09:00:36	Twilight	39.500	106	9Bet Crv	2.6480	5600.0	79	24853	No
126	GOM_NL__2PRFIN20061201_090234_000000312053_00250_24853_1506.N1	01-DEC-2006 09:02:34	Dark	31.000	123	lot Cen	2.7500	10200.	62	24853	No
127	GOM_NL__2PRFIN20061201_090844_000000372053_00250_24853_1507.N1	01-DEC-2006 09:08:44	Dark	37.000	26	Gam Cru	1.6240	2900.0	74	24853	No
128	GOM_NL__2PRFIN20061201_091057_000000382053_00251_24854_1484.N1	01-DEC-2006 09:10:57	Dark	38.000	113	Mu Vel	2.6920	5000.0	76	24854	No
129	GOM_NL__2PRFIN20061201_091254_000000332053_00251_24854_1485.N1	01-DEC-2006 09:12:54	Dark	32.500	124	The Car	2.7640	30000.	65	24854	No
130	GOM_NL__2PRFIN20061201_091540_000000332053_00251_24854_1486.N1	01-DEC-2006 09:15:40	Dark	33.000	29	Bet Car	1.6720	10200.	66	24854	No
131	GOM_NL__2PRFIN20061201_091734_000000392053_00251_24854_1487.N1	01-DEC-2006 09:17:34	Dark	38.500	41	Eps Car	1.8600	4100.0	77	24854	No
132	GOM_NL__2PRFIN20061201_092256_000000432053_00251_24854_1488.N1	01-DEC-2006 09:22:56	Dark	43.000	2	Alp Car	-0.73600	7000.0	86	24854	No
133	GOM_NL__2PRFIN20061201_093707_000000372053_00251_24854_1489.N1	01-DEC-2006 09:37:07	Straylight	36.500	165	34Gam Eri	2.9500	3200.0	73	24854	No
134	GOM_NL__2PRFIN20061201_094229_000000372053_00251_24854_1490.N1	01-DEC-2006 09:42:29	Tw_i_and_stray	37.000	94	92Alp Cet	2.5260	3100.0	74	24854	No
135	GOM_NL__2PRFIN20061201_094816_000000302053_00251_24854_1491.N1	01-DEC-2006 09:48:16	Bright	30.000	146	25Eta Tau	2.8730	15200.	60	24854	No
136	GOM_NL__2PRFIN20061201_095038_000000322053_00251_24854_1492.N1	01-DEC-2006 09:50:38	Bright	32.000	150	44Zet Per	2.8900	28000.	64	24854	No
137	GOM_NL__2PRFIN20061201_095253_000000302053_00251_24854_1493.N1	01-DEC-2006 09:52:53	Bright	30.000	79	26Bet Per	2.3100	13100.	60	24854	No
138	GOM_NL__2PRFIN20061201_095505_000000302053_00251_24854_1494.N1	01-DEC-2006 09:55:05	Bright	29.500	175	39Del Per	3.0100	19400.	59	24854	No
139	GOM_NL__2PRFIN20061201_095625_000000302053_00251_24854_1495.N1	01-DEC-2006 09:56:25	Bright	30.000	160	23Gam Per	2.9300	4700.0	60	24854	No
140	GOM_NL__2PRFIN20061201_100629_000000302053_00251_24854_1496.N1	01-DEC-2006 10:06:29	Bright	30.000	49	1Alp UMi	1.9900	6300.0	60	24854	No
141	GOM_NL__2PRFIN20061201_101109_000000322053_00251_24854_1497.N1	01-DEC-2006 10:11:09	Bright	32.000	60	7Bet UMi	2.0810	3950.0	64	24854	No
142	GOM_NL__2PRFIN20061201_101622_000000332053_00251_24854_1498.N1	01-DEC-2006 10:16:22	Bright	32.500	32	77Eps UMa	1.7630	11000.	65	24854	No
143	GOM_NL__2PRFIN20061201_101826_000000322053_00251_24854_1499.N1	01-DEC-2006 10:18:26	Bright	31.500	39	85Eta UMa	1.8540	24000.	63	24854	No
144	GOM_NL__2PRFIN20061201_102121_000000282053_00251_24854_1500.N1	01-DEC-2006 10:21:21	Bright	27.500	180	27Gam Boo	3.0400	8000.0	55	24854	No
145	GOM_NL__2PRFIN20061201_102653_000000282053_00251_24854_1501.N1	01-DEC-2006 10:26:53	Bright	28.000	3	16Alp Boo	-0.050000	4250.0	56	24854	No
146	GOM_NL__2PRFIN20061201_103029_000000342053_00251_24854_1502.N1	01-DEC-2006 10:30:29	Bright	34.000	138	47Eps Vir	2.8280	4700.0	68	24854	No
147	GOM_NL__2PRFIN20061201_103615_000000492053_00251_24854_1503.N1	01-DEC-2006 10:36:15	Bright	49.000	15	67Alp Vir	0.97600	28000.	98	24854	No
148	GOM_NL__2PRFIN20061201_103935_000000362053_00251_24854_1504.N1	01-DEC-2006 10:39:35	Tw_i_and_stray	36.000	163	7Del Crv	2.9450	11000.	72	24854	No
149	GOM_NL__2PRFIN20061201_104112_000000402053_00251_24854_1505.N1	01-DEC-2006 10:41:12	Twilight	39.500	106	9Bet Crv	2.6480	5600.0	79	24854	No
150	GOM_NL__2PRFIN20061201_104311_000000322053_00251_24854_1506.N1	01-DEC-2006 10:43:11	Dark	32.000	123	lot Cen	2.7500	10200.	64	24854	No
151	GOM_NL__2PRFIN20061201_104920_000000362053_00251_24854_1507.N1	01-DEC-2006 10:49:20	Dark	35.500	26	Gam Cru	1.6240	2900.0	71	24854	No
152	GOM_NL__2PRFIN20061201_105134_000000372053_00252_24855_1483.N1	01-DEC-2006 10:51:34	Dark	36.500	113	Mu Vel	2.6920	5000.0	73	24855	No
153	GOM_NL__2PRFIN20061201_105330_000000322053_00252_24855_1484.N1	01-DEC-2006 10:53:30	Dark	32.000	124	The Car	2.7640	30000.	64	24855	No
154	GOM_NL__2PRFIN20061201_105617_000000332053_00252_24855_1485.N1	01-DEC-2006 10:56:17	Dark	33.000	29	Bet Car	1.6720	10200.	66	24855	No
155	GOM_NL__2PRFIN20061201_105811_000000382053_00252_24855_1486.N1	01-DEC-2006 10:58:11	Dark	38.000	41	Eps Car	1.8600	4100.0	76	24855	No
156	GOM_NL__2PRFIN20061201_110332_000000452053_00252_24855_1487.N1	01-DEC-2006 11:03:32	Dark	44.500	2	Alp Car	-0.73600	7000.0	89	24855	No
157	GOM_NL__2PRFIN20061201_111743_000000412053_00252_24855_1488.N1	01-DEC-2006 11:17:43	Straylight	40.500	165	34Gam Eri	2.9500	3200.0	81	24855	No
158	GOM_NL__2PRFIN20061201_112304_000000372053_00252_24855_1489.N1	01-DEC-2006 11:23:04	Tw_i_and_stray	36.500	94	92Alp Cet	2.5260	3100.0	73	24855	No
159	GOM_NL__2PRFIN20061201_112852_000000312053_00252_24855_1490.N1	01-DEC-2006 11:28:52	Bright	31.000	146	25Eta Tau	2.8730	15200.	62	24855	No
160	GOM_NL__2PRFIN20061201_113113_000000322053_00252_24855_1491.N1	01-DEC-2006 11:31:13	Bright	32.000	150	44Zet Per	2.8900	28000.	64	24855	No

161	GOM_NL__2PRFIN20061201_113328_000000302053_00252_24855_1492.N1	01-DEC-2006 11:33:28	Bright	29.500	79	26Bet Per	2.3100	13100.	59	24855	No
162	GOM_NL__2PRFIN20061201_113541_000000312053_00252_24855_1493.N1	01-DEC-2006 11:35:41	Bright	30.500	175	39Del Per	3.0100	19400.	61	24855	No
163	GOM_NL__2PRFIN20061201_113701_000000302053_00252_24855_1494.N1	01-DEC-2006 11:37:01	Bright	29.500	160	23Gam Per	2.9300	4700.0	59	24855	No
164	GOM_NL__2PRFIN20061201_114705_000000312053_00252_24855_1495.N1	01-DEC-2006 11:47:05	Bright	30.500	49	1Alp UMi	1.9900	6300.0	61	24855	No
165	GOM_NL__2PRFIN20061201_115145_000000322053_00252_24855_1496.N1	01-DEC-2006 11:51:45	Bright	32.000	60	7Bet UMi	2.0810	3950.0	64	24855	No
166	GOM_NL__2PRFIN20061201_115658_000000332053_00252_24855_1497.N1	01-DEC-2006 11:56:58	Bright	32.500	32	77Eps UMa	1.7630	11000.	65	24855	No
167	GOM_NL__2PRFIN20061201_115903_000000292053_00252_24855_1498.N1	01-DEC-2006 11:59:03	Bright	29.000	39	85Eta UMa	1.8540	24000.	58	24855	No
168	GOM_NL__2PRFIN20061201_120157_000000282053_00252_24855_1499.N1	01-DEC-2006 12:01:57	Bright	28.000	180	27Gam Boo	3.0400	8000.0	56	24855	No
169	GOM_NL__2PRFIN20061201_120730_000000282053_00252_24855_1500.N1	01-DEC-2006 12:07:30	Bright	28.000	3	16Alp Boo	-0.050000	4250.0	56	24855	No
170	GOM_NL__2PRFIN20061201_121105_000000532053_00252_24855_1501.N1	01-DEC-2006 12:11:05	Bright	53.000	138	47Eps Vir	2.8280	4700.0	106	24855	No
171	GOM_NL__2PRFIN20061201_121652_000000342053_00252_24855_1502.N1	01-DEC-2006 12:16:52	Bright	34.000	15	67Alp Vir	0.97600	28000.	68	24855	No
172	GOM_NL__2PRFIN20061201_122011_000000392053_00252_24855_1503.N1	01-DEC-2006 12:20:11	Twilight	38.500	163	7Del Crv	2.9450	11000.	77	24855	No
173	GOM_NL__2PRFIN20061201_122149_000000392053_00252_24855_1504.N1	01-DEC-2006 12:21:49	Twilight	38.500	106	9Bet Crv	2.6480	5600.0	77	24855	No
174	GOM_NL__2PRFIN20061201_122347_000000332053_00252_24855_1505.N1	01-DEC-2006 12:23:47	Dark	33.000	123	1ot Cen	2.7500	10200.	66	24855	No
175	GOM_NL__2PRFIN20061201_122956_000000382053_00252_24855_1506.N1	01-DEC-2006 12:29:56	Dark	37.500	26	Gam Cru	1.6240	2900.0	75	24855	No
176	GOM_NL__2PRFIN20061201_123211_000000372053_00253_24856_1482.N1	01-DEC-2006 12:32:11	Dark	37.000	113	Mu Vel	2.6920	5000.0	74	24856	No
177	GOM_NL__2PRFIN20061201_123406_000000322053_00253_24856_1483.N1	01-DEC-2006 12:34:06	Dark	32.000	124	The Car	2.7640	30000.	64	24856	No
178	GOM_NL__2PRFIN20061201_123653_000000322053_00253_24856_1484.N1	01-DEC-2006 12:36:53	Dark	32.000	29	Bet Car	1.6720	10200.	64	24856	No
179	GOM_NL__2PRFIN20061201_123847_000000382053_00253_24856_1485.N1	01-DEC-2006 12:38:47	Dark	37.500	41	Eps Car	1.8600	4100.0	75	24856	No
180	GOM_NL__2PRFIN20061201_124409_000000382053_00253_24856_1486.N1	01-DEC-2006 12:44:09	Dark	37.500	2	Alp Car	-0.73600	7000.0	75	24856	No
181	GOM_NL__2PRFIN20061201_125819_000000392053_00253_24856_1487.N1	01-DEC-2006 12:58:19	Straylight	38.500	165	34Gam Eri	2.9500	3200.0	77	24856	No
182	GOM_NL__2PRFIN20061201_130340_000000382053_00253_24856_1488.N1	01-DEC-2006 13:03:40	Twilight	38.000	94	92Alp Cet	2.5260	3100.0	76	24856	No
183	GOM_NL__2PRFIN20061201_130928_000000332053_00253_24856_1489.N1	01-DEC-2006 13:09:28	Bright	33.000	146	25Eta Tau	2.8730	15200.	66	24856	No
184	GOM_NL__2PRFIN20061201_131149_000000332053_00253_24856_1490.N1	01-DEC-2006 13:11:49	Bright	32.500	150	44Zet Per	2.8900	28000.	65	24856	No
185	GOM_NL__2PRFIN20061201_131404_000000312053_00253_24856_1491.N1	01-DEC-2006 13:14:04	Bright	30.500	79	26Bet Per	2.3100	13100.	61	24856	No
186	GOM_NL__2PRFIN20061201_131617_000000312053_00253_24856_1492.N1	01-DEC-2006 13:16:17	Bright	30.500	175	39Del Per	3.0100	19400.	61	24856	No
187	GOM_NL__2PRFIN20061201_131737_000000302053_00253_24856_1493.N1	01-DEC-2006 13:17:37	Bright	30.000	160	23Gam Per	2.9300	4700.0	60	24856	No
188	GOM_NL__2PRFIN20061201_132741_000000302053_00253_24856_1494.N1	01-DEC-2006 13:27:41	Bright	29.500	49	1Alp UMi	1.9900	6300.0	59	24856	No
189	GOM_NL__2PRFIN20061201_133221_000000282053_00253_24856_1495.N1	01-DEC-2006 13:32:21	Bright	28.000	60	7Bet UMi	2.0810	3950.0	56	24856	No
190	GOM_NL__2PRFIN20061201_133734_000000322053_00253_24856_1496.N1	01-DEC-2006 13:37:34	Bright	32.000	32	77Eps UMa	1.7630	11000.	64	24856	No
191	GOM_NL__2PRFIN20061201_133939_000000292053_00253_24856_1497.N1	01-DEC-2006 13:39:39	Bright	29.000	39	85Eta UMa	1.8540	24000.	58	24856	No
192	GOM_NL__2PRFIN20061201_134233_000000292053_00253_24856_1498.N1	01-DEC-2006 13:42:33	Bright	28.500	180	27Gam Boo	3.0400	8000.0	57	24856	No
193	GOM_NL__2PRFIN20061201_134806_000000282053_00253_24856_1499.N1	01-DEC-2006 13:48:06	Bright	28.000	3	16Alp Boo	-0.050000	4250.0	56	24856	No
194	GOM_NL__2PRFIN20061201_135141_000000342053_00253_24856_1500.N1	01-DEC-2006 13:51:41	Bright	33.500	138	47Eps Vir	2.8280	4700.0	67	24856	No
195	GOM_NL__2PRFIN20061201_135728_000000332053_00253_24856_1501.N1	01-DEC-2006 13:57:28	Bright	32.500	15	67Alp Vir	0.97600	28000.	65	24856	No
196	GOM_NL__2PRFIN20061201_140048_000000382053_00253_24856_1502.N1	01-DEC-2006 14:00:48	Twilight	37.500	163	7Del Crv	2.9450	11000.	75	24856	No
197	GOM_NL__2PRFIN20061201_140225_000000372053_00253_24856_1503.N1	01-DEC-2006 14:02:25	Twilight	36.500	106	9Bet Crv	2.6480	5600.0	73	24856	No
198	GOM_NL__2PRFIN20061201_140423_000000312053_00253_24856_1504.N1	01-DEC-2006 14:04:23	Dark	31.000	123	1ot Cen	2.7500	10200.	62	24856	No
199	GOM_NL__2PRFIN20061201_141032_000000382053_00253_24856_1505.N1	01-DEC-2006 14:10:32	Dark	38.000	26	Gam Cru	1.6240	2900.0	76	24856	No
200	GOM_NL__2PRFIN20061201_141247_000000392053_00254_24857_1481.N1	01-DEC-2006 14:12:47	Dark	38.500	113	Mu Vel	2.6920	5000.0	77	24857	No
201	GOM_NL__2PRFIN20061201_141442_000000322053_00254_24857_1482.N1	01-DEC-2006 14:14:42	Dark	32.000	124	The Car	2.7640	30000.	64	24857	No
202	GOM_NL__2PRFIN20061201_141729_000000322053_00254_24857_1483.N1	01-DEC-2006 14:17:29	Dark	32.000	29	Bet Car	1.6720	10200.	64	24857	No
203	GOM_NL__2PRFIN20061201_141924_000000412053_00254_24857_1484.N1	01-DEC-2006 14:19:24	Dark	41.000	41	Eps Car	1.8600	4100.0	82	24857	No
204	GOM_NL__2PRFIN20061201_142445_000000442053_00254_24857_1485.N1	01-DEC-2006 14:24:45	Dark	43.500	2	Alp Car	-0.73600	7000.0	87	24857	No
205	GOM_NL__2PRFIN20061201_143855_000000382053_00254_24857_1486.N1	01-DEC-2006 14:38:55	Straylight	38.000	165	34Gam Eri	2.9500	3200.0	76	24857	No
206	GOM_NL__2PRFIN20061201_144416_000000382053_00254_24857_1487.N1	01-DEC-2006 14:44:16	Twilight	37.500	94	92Alp Cet	2.5260	3100.0	75	24857	No
207	GOM_NL__2PRFIN20061201_145003_000000342053_00254_24857_1488.N1	01-DEC-2006 14:50:03	Bright	33.500	146	25Eta Tau	2.8730	15200.	67	24857	No
208	GOM_NL__2PRFIN20061201_145225_000000332053_00254_24857_1489.N1	01-DEC-2006 14:52:25	Bright	33.000	150	44Zet Per	2.8900	28000.	66	24857	No
209	GOM_NL__2PRFIN20061201_145440_000000302053_00254_24857_1490.N1	01-DEC-2006 14:54:40	Bright	29.500	79	26Bet Per	2.3100	13100.	59	24857	No
210	GOM_NL__2PRFIN20061201_145653_000000292053_00254_24857_1491.N1	01-DEC-2006 14:56:53	Bright	29.000	175	39Del Per	3.0100	19400.	58	24857	No
211	GOM_NL__2PRFIN20061201_145813_000000302053_00254_24857_1492.N1	01-DEC-2006 14:58:13	Bright	30.000	160	23Gam Per	2.9300	4700.0	60	24857	No
212	GOM_NL__2PRFIN20061201_150817_000000292053_00254_24857_1493.N1	01-DEC-2006 15:08:17	Bright	29.000	49	1Alp UMi	1.9900	6300.0	58	24857	No
213	GOM_NL__2PRFIN20061201_151257_000000302053_00254_24857_1494.N1	01-DEC-2006 15:12:57	Bright	29.500	60	7Bet UMi	2.0810	3950.0	59	24857	No
214	GOM_NL__2PRFIN20061201_151810_000000332053_00254_24857_1495.N1	01-DEC-2006 15:18:10	Bright	32.500	32	77Eps UMa	1.7630	11000.	65	24857	No
215	GOM_NL__2PRFIN20061201_152015_000000302053_00254_24857_1496.N1	01-DEC-2006 15:20:15	Bright	30.000	39	85Eta UMa	1.8540	24000.	60	24857	No
216	GOM_NL__2PRFIN20061201_152309_000000282053_00254_24857_1497.N1	01-DEC-2006 15:23:09	Bright	28.000	180	27Gam Boo	3.0400	8000.0	56	24857	No
217	GOM_NL__2PRFIN20061201_152842_000000292053_00254_24857_1498.N1	01-DEC-2006 15:28:42	Bright	29.000	3	16Alp Boo	-0.050000	4250.0	58	24857	No
218	GOM_NL__2PRFIN20061201_153218_000000342053_00254_24857_1499.N1	01-DEC-2006 15:32:18	Bright	34.000	138	47Eps Vir	2.8280	4700.0	68	24857	No
219	GOM_NL__2PRFIN20061201_153805_000000492053_00254_24857_1500.N1	01-DEC-2006 15:38:05	Bright	49.000	15	67Alp Vir	0.97600	28000.	98	24857	No

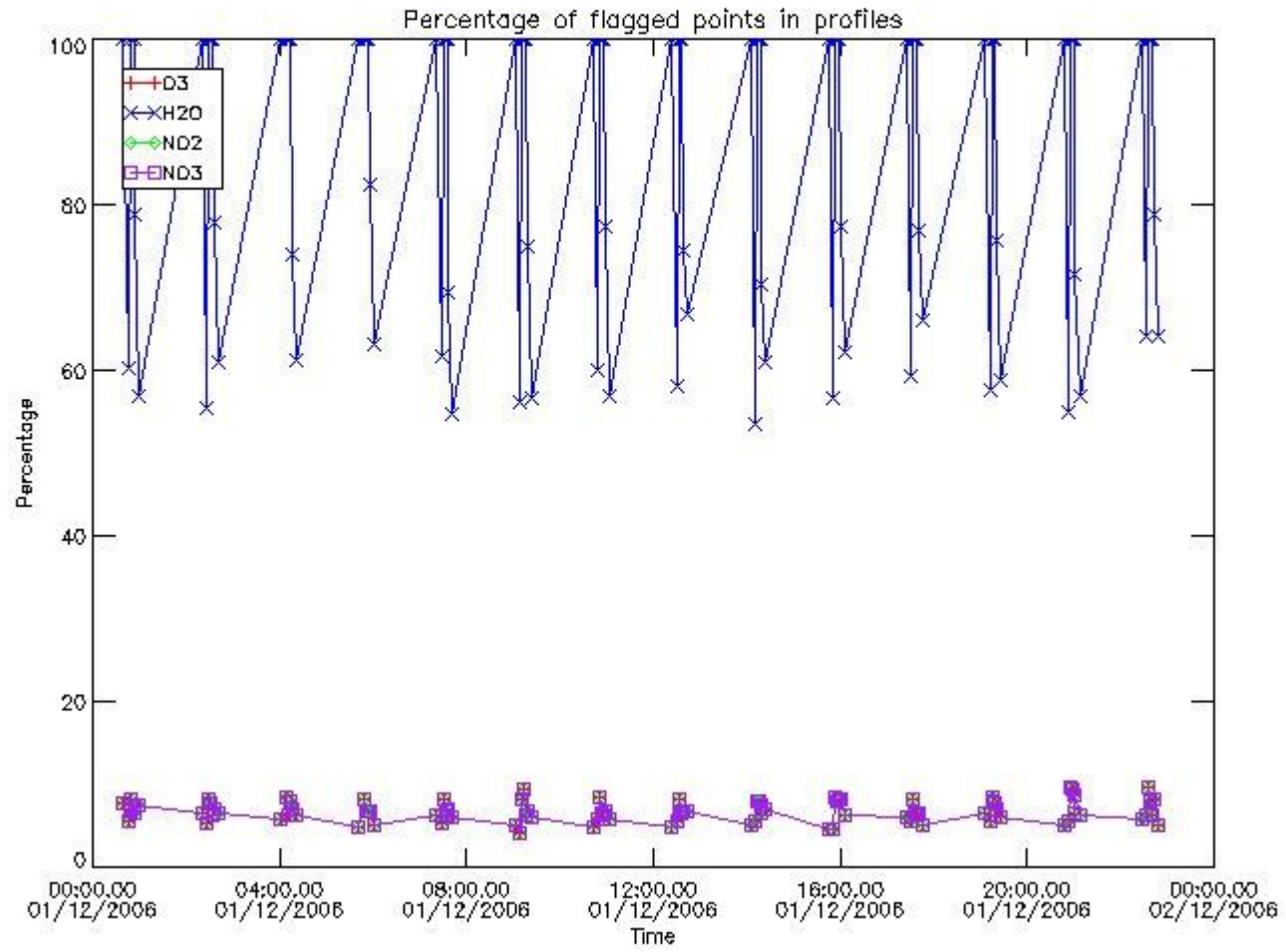
220	GOM_NL__2PRFIN20061201_154125_000000362053_00254_24857_1501.N1	01-DEC-2006 15:41:25	Twilight	35.500	163	7Del Crv	2.9450	11000.	71	24857	No
221	GOM_NL__2PRFIN20061201_154302_000000412053_00254_24857_1502.N1	01-DEC-2006 15:43:02	Twilight	41.000	106	9Bet Crv	2.6480	5600.0	82	24857	No
222	GOM_NL__2PRFIN20061201_154500_000000342053_00254_24857_1503.N1	01-DEC-2006 15:45:00	Dark	33.500	123	1ot Cen	2.7500	10200.	67	24857	No
223	GOM_NL__2PRFIN20061201_155109_000000462053_00254_24857_1504.N1	01-DEC-2006 15:51:09	Dark	45.500	26	Gam Cru	1.6240	2900.0	91	24857	No
224	GOM_NL__2PRFIN20061201_155324_000000362053_00255_24858_1480.N1	01-DEC-2006 15:53:24	Dark	36.000	113	Mu Vel	2.6920	5000.0	72	24858	No
225	GOM_NL__2PRFIN20061201_155519_000000322053_00255_24858_1481.N1	01-DEC-2006 15:55:19	Dark	32.000	124	The Car	2.7640	30000.	64	24858	No
226	GOM_NL__2PRFIN20061201_155805_000000322053_00255_24858_1482.N1	01-DEC-2006 15:58:05	Dark	31.500	29	Bet Car	1.6720	10200.	63	24858	No
227	GOM_NL__2PRFIN20061201_160000_000000382053_00255_24858_1483.N1	01-DEC-2006 16:00:00	Dark	38.000	41	Eps Car	1.8600	4100.0	76	24858	No
228	GOM_NL__2PRFIN20061201_160521_000000492053_00255_24858_1484.N1	01-DEC-2006 16:05:21	Dark	49.000	2	Alp Car	-0.73600	7000.0	98	24858	No
229	GOM_NL__2PRFIN20061201_161931_000000382053_00255_24858_1485.N1	01-DEC-2006 16:19:31	Straylight	37.500	165	34Gam Eri	2.9500	3200.0	75	24858	No
230	GOM_NL__2PRFIN20061201_162452_000000442053_00255_24858_1486.N1	01-DEC-2006 16:24:52	Twilight	44.000	94	92Alp Cet	2.5260	3100.0	88	24858	No
231	GOM_NL__2PRFIN20061201_163039_000000332053_00255_24858_1487.N1	01-DEC-2006 16:30:39	Bright	32.500	146	25Eta Tau	2.8730	15200.	65	24858	No
232	GOM_NL__2PRFIN20061201_163301_000000322053_00255_24858_1488.N1	01-DEC-2006 16:33:01	Bright	31.500	150	44Zet Per	2.8900	28000.	63	24858	No
233	GOM_NL__2PRFIN20061201_163516_000000302053_00255_24858_1489.N1	01-DEC-2006 16:35:16	Bright	30.000	79	26Bet Per	2.3100	13100.	60	24858	No
234	GOM_NL__2PRFIN20061201_163728_000000302053_00255_24858_1490.N1	01-DEC-2006 16:37:28	Bright	30.000	175	39Del Per	3.0100	19400.	60	24858	No
235	GOM_NL__2PRFIN20061201_163849_000000312053_00255_24858_1491.N1	01-DEC-2006 16:38:49	Bright	30.500	160	23Gam Per	2.9300	4700.0	61	24858	No
236	GOM_NL__2PRFIN20061201_164853_000000302053_00255_24858_1492.N1	01-DEC-2006 16:48:53	Bright	29.500	49	1Alp UMi	1.9900	6300.0	59	24858	No
237	GOM_NL__2PRFIN20061201_165333_000000312053_00255_24858_1493.N1	01-DEC-2006 16:53:33	Bright	30.500	60	7Bet UMi	2.0810	3950.0	61	24858	No
238	GOM_NL__2PRFIN20061201_165845_000000332053_00255_24858_1494.N1	01-DEC-2006 16:58:45	Bright	32.500	32	77Eps UMa	1.7630	11000.	65	24858	No
239	GOM_NL__2PRFIN20061201_170050_000000302053_00255_24858_1495.N1	01-DEC-2006 17:00:50	Bright	30.000	39	85Eta UMa	1.8540	24000.	60	24858	No
240	GOM_NL__2PRFIN20061201_170345_000000282053_00255_24858_1496.N1	01-DEC-2006 17:03:45	Bright	27.500	180	27Gam Boo	3.0400	8000.0	55	24858	No
241	GOM_NL__2PRFIN20061201_170918_000000282053_00255_24858_1497.N1	01-DEC-2006 17:09:18	Bright	27.500	3	16Alp Boo	-0.050000	4250.0	55	24858	No
242	GOM_NL__2PRFIN20061201_171254_000000342053_00255_24858_1498.N1	01-DEC-2006 17:12:54	Bright	33.500	138	47Eps Vir	2.8280	4700.0	67	24858	No
243	GOM_NL__2PRFIN20061201_171841_000000342053_00255_24858_1499.N1	01-DEC-2006 17:18:41	Bright	34.000	15	67Alp Vir	0.97600	28000.	68	24858	No
244	GOM_NL__2PRFIN20061201_172202_000000382053_00255_24858_1500.N1	01-DEC-2006 17:22:02	Twilight	38.000	163	7Del Crv	2.9450	11000.	76	24858	No
245	GOM_NL__2PRFIN20061201_172339_000000402053_00255_24858_1501.N1	01-DEC-2006 17:23:39	Twilight	40.000	106	9Bet Crv	2.6480	5600.0	80	24858	No
246	GOM_NL__2PRFIN20061201_172536_000000352053_00255_24858_1502.N1	01-DEC-2006 17:25:36	Dark	34.500	123	1ot Cen	2.7500	10200.	69	24858	No
247	GOM_NL__2PRFIN20061201_173145_000000472053_00255_24858_1503.N1	01-DEC-2006 17:31:45	Dark	47.000	26	Gam Cru	1.6240	2900.0	94	24858	No
248	GOM_NL__2PRFIN20061201_173401_000000372053_00256_24859_1499.N1	01-DEC-2006 17:34:01	Dark	37.000	113	Mu Vel	2.6920	5000.0	74	24859	No
249	GOM_NL__2PRFIN20061201_173555_000000322053_00256_24859_1500.N1	01-DEC-2006 17:35:55	Dark	32.000	124	The Car	2.7640	30000.	64	24859	No
250	GOM_NL__2PRFIN20061201_173842_000000332053_00256_24859_1501.N1	01-DEC-2006 17:38:42	Dark	33.000	29	Bet Car	1.6720	10200.	66	24859	No
251	GOM_NL__2PRFIN20061201_174037_000000402053_00256_24859_1502.N1	01-DEC-2006 17:40:37	Dark	39.500	41	Eps Car	1.8600	4100.0	79	24859	No
252	GOM_NL__2PRFIN20061201_174558_000000522053_00256_24859_1503.N1	01-DEC-2006 17:45:58	Dark	51.500	2	Alp Car	-0.73600	7000.0	103	24859	No
253	GOM_NL__2PRFIN20061201_180007_000000392053_00256_24859_1504.N1	01-DEC-2006 18:00:07	Straylight	39.000	165	34Gam Eri	2.9500	3200.0	78	24859	No
254	GOM_NL__2PRFIN20061201_180529_000000422053_00256_24859_1505.N1	01-DEC-2006 18:05:29	Twilight	42.000	94	92Alp Cet	2.5260	3100.0	84	24859	No
255	GOM_NL__2PRFIN20061201_181115_000000312053_00256_24859_1506.N1	01-DEC-2006 18:11:15	Bright	31.000	146	25Eta Tau	2.8730	15200.	62	24859	No
256	GOM_NL__2PRFIN20061201_181337_000000322053_00256_24859_1507.N1	01-DEC-2006 18:13:37	Bright	32.000	150	44Zet Per	2.8900	28000.	64	24859	No
257	GOM_NL__2PRFIN20061201_181552_000000302053_00256_24859_1508.N1	01-DEC-2006 18:15:52	Bright	30.000	79	26Bet Per	2.3100	13100.	60	24859	No
258	GOM_NL__2PRFIN20061201_181804_000000312053_00256_24859_1509.N1	01-DEC-2006 18:18:04	Bright	30.500	175	39Del Per	3.0100	19400.	61	24859	No
259	GOM_NL__2PRFIN20061201_181925_000000312053_00256_24859_1510.N1	01-DEC-2006 18:19:25	Bright	31.000	160	23Gam Per	2.9300	4700.0	62	24859	No
260	GOM_NL__2PRFIN20061201_182929_000000292053_00256_24859_1511.N1	01-DEC-2006 18:29:29	Bright	29.000	49	1Alp UMi	1.9900	6300.0	58	24859	No
261	GOM_NL__2PRFIN20061201_183409_000000462053_00256_24859_1512.N1	01-DEC-2006 18:34:09	Bright	46.000	60	7Bet UMi	2.0810	3950.0	92	24859	No
262	GOM_NL__2PRFIN20061201_183921_000000322053_00256_24859_1513.N1	01-DEC-2006 18:39:21	Bright	31.500	32	77Eps UMa	1.7630	11000.	63	24859	No
263	GOM_NL__2PRFIN20061201_184126_000000292053_00256_24859_1514.N1	01-DEC-2006 18:41:26	Bright	29.000	39	85Eta UMa	1.8540	24000.	58	24859	No
264	GOM_NL__2PRFIN20061201_184421_000000302053_00256_24859_1515.N1	01-DEC-2006 18:44:21	Bright	29.500	180	27Gam Boo	3.0400	8000.0	59	24859	No
265	GOM_NL__2PRFIN20061201_184954_000000292053_00256_24859_1516.N1	01-DEC-2006 18:49:54	Bright	28.500	3	16Alp Boo	-0.050000	4250.0	57	24859	No
266	GOM_NL__2PRFIN20061201_185331_000000322053_00256_24859_1517.N1	01-DEC-2006 18:53:31	Bright	32.000	138	47Eps Vir	2.8280	4700.0	64	24859	No
267	GOM_NL__2PRFIN20061201_185917_000000332053_00256_24859_1518.N1	01-DEC-2006 18:59:17	Bright	33.000	15	67Alp Vir	0.97600	28000.	66	24859	No
268	GOM_NL__2PRFIN20061201_190238_000000372053_00256_24859_1519.N1	01-DEC-2006 19:02:38	Twilight	37.000	163	7Del Crv	2.9450	11000.	74	24859	No
269	GOM_NL__2PRFIN20061201_190415_000000402053_00256_24859_1520.N1	01-DEC-2006 19:04:15	Twilight	39.500	106	9Bet Crv	2.6480	5600.0	79	24859	No
270	GOM_NL__2PRFIN20061201_190612_000000322053_00256_24859_1521.N1	01-DEC-2006 19:06:12	Dark	32.000	123	1ot Cen	2.7500	10200.	64	24859	No
271	GOM_NL__2PRFIN20061201_191221_000000372053_00256_24859_1522.N1	01-DEC-2006 19:12:21	Dark	37.000	26	Gam Cru	1.6240	2900.0	74	24859	No
272	GOM_NL__2PRFIN20061201_191437_000000362053_00257_24860_1498.N1	01-DEC-2006 19:14:37	Dark	36.000	113	Mu Vel	2.6920	5000.0	72	24860	No
273	GOM_NL__2PRFIN20061201_191632_000000332053_00257_24860_1499.N1	01-DEC-2006 19:16:32	Dark	32.500	124	The Car	2.7640	30000.	65	24860	No
274	GOM_NL__2PRFIN20061201_191918_000000342053_00257_24860_1500.N1	01-DEC-2006 19:19:18	Dark	33.500	29	Bet Car	1.6720	10200.	67	24860	No
275	GOM_NL__2PRFIN20061201_192113_000000442053_00257_24860_1501.N1	01-DEC-2006 19:21:13	Dark	43.500	41	Eps Car	1.8600	4100.0	87	24860	No
276	GOM_NL__2PRFIN20061201_192635_000000432053_00257_24860_1502.N1	01-DEC-2006 19:26:35	Dark	42.500	2	Alp Car	-0.73600	7000.0	85	24860	No
277	GOM_NL__2PRFIN20061201_194043_000000402053_00257_24860_1503.N1	01-DEC-2006 19:40:43	Straylight	40.000	165	34Gam Eri	2.9500	3200.0	80	24860	No
278	GOM_NL__2PRFIN20061201_194605_000000442053_00257_24860_1504.N1	01-DEC-2006 19:46:05	Twilight	43.500	94	92Alp Cet	2.5260	3100.0	87	24860	No

279	GOM_NL__2PRFIN20061201_195151_000000332053_00257_24860_1505.N1	01-DEC-2006 19:51:51	Bright	33.000	146	25Eta Tau	2.8730	15200.	66	24860	No
280	GOM_NL__2PRFIN20061201_195413_000000312053_00257_24860_1506.N1	01-DEC-2006 19:54:13	Bright	31.000	150	44Zet Per	2.8900	28000.	62	24860	No
281	GOM_NL__2PRFIN20061201_195628_000000302053_00257_24860_1507.N1	01-DEC-2006 19:56:28	Bright	29.500	79	26Bet Per	2.3100	13100.	59	24860	No
282	GOM_NL__2PRFIN20061201_195840_000000302053_00257_24860_1508.N1	01-DEC-2006 19:58:40	Bright	30.000	175	39Del Per	3.0100	19400.	60	24860	No
283	GOM_NL__2PRFIN20061201_200001_000000312053_00257_24860_1509.N1	01-DEC-2006 20:00:01	Bright	30.500	160	23Gam Per	2.9300	4700.0	61	24860	No
284	GOM_NL__2PRFIN20061201_201005_000000302053_00257_24860_1510.N1	01-DEC-2006 20:10:05	Bright	29.500	49	1Alp UMi	1.9900	6300.0	59	24860	No
285	GOM_NL__2PRFIN20061201_201445_000000312053_00257_24860_1511.N1	01-DEC-2006 20:14:45	Bright	30.500	60	7Bet UMi	2.0810	3950.0	61	24860	No
286	GOM_NL__2PRFIN20061201_201957_000000352053_00257_24860_1512.N1	01-DEC-2006 20:19:57	Bright	34.500	32	77Eps UMa	1.7630	11000.	69	24860	No
287	GOM_NL__2PRFIN20061201_202202_000000292053_00257_24860_1513.N1	01-DEC-2006 20:22:02	Bright	29.000	39	85Eta UMa	1.8540	24000.	58	24860	No
288	GOM_NL__2PRFIN20061201_202457_000000302053_00257_24860_1514.N1	01-DEC-2006 20:24:57	Bright	30.000	180	27Gam Boo	3.0400	8000.0	60	24860	No
289	GOM_NL__2PRFIN20061201_203030_000000282053_00257_24860_1515.N1	01-DEC-2006 20:30:30	Bright	27.500	3	16Alp Boo	-0.050000	4250.0	55	24860	No
290	GOM_NL__2PRFIN20061201_203407_000000352053_00257_24860_1516.N1	01-DEC-2006 20:34:07	Bright	35.000	138	47Eps Vir	2.8280	4700.0	70	24860	No
291	GOM_NL__2PRFIN20061201_203954_000000332053_00257_24860_1517.N1	01-DEC-2006 20:39:54	Bright	33.000	15	67Alp Vir	0.97600	28000.	66	24860	No
292	GOM_NL__2PRFIN20061201_204315_000000372053_00257_24860_1518.N1	01-DEC-2006 20:43:15	Twilight	36.500	163	7Del Crv	2.9450	11000.	73	24860	No
293	GOM_NL__2PRFIN20061201_204452_000000372053_00257_24860_1519.N1	01-DEC-2006 20:44:52	Twilight	37.000	106	9Bet Crv	2.6480	5600.0	74	24860	No
294	GOM_NL__2PRFIN20061201_204649_000000312053_00257_24860_1520.N1	01-DEC-2006 20:46:49	Dark	31.000	123	1ot Cen	2.7500	10200.	62	24860	No
295	GOM_NL__2PRFIN20061201_205258_000000372053_00257_24860_1521.N1	01-DEC-2006 20:52:58	Dark	37.000	26	Gam Cru	1.6240	2900.0	74	24860	No
296	GOM_NL__2PRFIN20061201_205514_000000372053_00258_24861_1497.N1	01-DEC-2006 20:55:14	Dark	37.000	113	Mu Vel	2.6920	5000.0	74	24861	No
297	GOM_NL__2PRFIN20061201_205708_000000332053_00258_24861_1498.N1	01-DEC-2006 20:57:08	Dark	33.000	124	The Car	2.7640	30000.	66	24861	No
298	GOM_NL__2PRFIN20061201_205955_000000322053_00258_24861_1499.N1	01-DEC-2006 20:59:55	Dark	32.000	29	Bet Car	1.6720	10200.	64	24861	No
299	GOM_NL__2PRFIN20061201_210150_000000362053_00258_24861_1500.N1	01-DEC-2006 21:01:50	Dark	35.500	41	Eps Car	1.8600	4100.0	71	24861	No
300	GOM_NL__2PRFIN20061201_210711_000000412053_00258_24861_1501.N1	01-DEC-2006 21:07:11	Dark	40.500	2	Alp Car	-0.73600	7000.0	81	24861	No
301	GOM_NL__2PRFIN20061201_212119_000000392053_00258_24861_1502.N1	01-DEC-2006 21:21:19	Straylight	38.500	165	34Gam Eri	2.9500	3200.0	77	24861	No
302	GOM_NL__2PRFIN20061201_212641_000000392053_00258_24861_1503.N1	01-DEC-2006 21:26:41	Twilight	39.000	94	92Alp Cet	2.5260	3100.0	78	24861	No
303	GOM_NL__2PRFIN20061201_213226_000000322053_00258_24861_1504.N1	01-DEC-2006 21:32:26	Bright	31.500	146	25Eta Tau	2.8730	15200.	63	24861	No
304	GOM_NL__2PRFIN20061201_213448_000000322053_00258_24861_1505.N1	01-DEC-2006 21:34:48	Bright	32.000	150	44Zet Per	2.8900	28000.	64	24861	No
305	GOM_NL__2PRFIN20061201_213704_000000292053_00258_24861_1506.N1	01-DEC-2006 21:37:04	Bright	28.500	79	26Bet Per	2.3100	13100.	57	24861	No
306	GOM_NL__2PRFIN20061201_213916_000000302053_00258_24861_1507.N1	01-DEC-2006 21:39:16	Bright	30.000	175	39Del Per	3.0100	19400.	60	24861	No
307	GOM_NL__2PRFIN20061201_214037_000000282053_00258_24861_1508.N1	01-DEC-2006 21:40:37	Bright	28.000	160	23Gam Per	2.9300	4700.0	56	24861	No
308	GOM_NL__2PRFIN20061201_215041_000000272053_00258_24861_1509.N1	01-DEC-2006 21:50:41	Bright	26.500	49	1Alp UMi	1.9900	6300.0	53	24861	No
309	GOM_NL__2PRFIN20061201_215521_000000312053_00258_24861_1510.N1	01-DEC-2006 21:55:21	Bright	30.500	60	7Bet UMi	2.0810	3950.0	61	24861	No
310	GOM_NL__2PRFIN20061201_220033_000000342053_00258_24861_1511.N1	01-DEC-2006 22:00:33	Bright	34.000	32	77Eps UMa	1.7630	11000.	68	24861	No
311	GOM_NL__2PRFIN20061201_220238_000000292053_00258_24861_1512.N1	01-DEC-2006 22:02:38	Bright	28.500	39	85Eta UMa	1.8540	24000.	57	24861	No
312	GOM_NL__2PRFIN20061201_220533_000000292053_00258_24861_1513.N1	01-DEC-2006 22:05:33	Bright	29.000	180	27Gam Boo	3.0400	8000.0	58	24861	No
313	GOM_NL__2PRFIN20061201_221106_000000282053_00258_24861_1514.N1	01-DEC-2006 22:11:06	Bright	27.500	3	16Alp Boo	-0.050000	4250.0	55	24861	No
314	GOM_NL__2PRFIN20061201_221443_000000352053_00258_24861_1515.N1	01-DEC-2006 22:14:43	Bright	34.500	138	47Eps Vir	2.8280	4700.0	69	24861	No
315	GOM_NL__2PRFIN20061201_222030_000000312053_00258_24861_1516.N1	01-DEC-2006 22:20:30	Bright	31.000	15	67Alp Vir	0.97600	28000.	62	24861	No
316	GOM_NL__2PRFIN20061201_222352_000000402053_00258_24861_1517.N1	01-DEC-2006 22:23:52	Twilight	39.500	163	7Del Crv	2.9450	11000.	79	24861	No
317	GOM_NL__2PRFIN20061201_222528_000000422053_00258_24861_1518.N1	01-DEC-2006 22:25:28	Twilight	41.500	106	9Bet Crv	2.6480	5600.0	83	24861	No
318	GOM_NL__2PRFIN20061201_222725_000000352053_00258_24861_1519.N1	01-DEC-2006 22:27:25	Dark	35.000	123	1ot Cen	2.7500	10200.	70	24861	No
319	GOM_NL__2PRFIN20061201_223334_000000332053_00258_24861_1520.N1	01-DEC-2006 22:33:34	Dark	32.500	26	Gam Cru	1.6240	2900.0	65	24861	No
320	GOM_NL__2PRFIN20061201_223551_000000382053_00259_24862_1496.N1	01-DEC-2006 22:35:51	Dark	37.500	113	Mu Vel	2.6920	5000.0	75	24862	No
321	GOM_NL__2PRFIN20061201_223744_000000322053_00259_24862_1497.N1	01-DEC-2006 22:37:44	Dark	32.000	124	The Car	2.7640	30000.	64	24862	No
322	GOM_NL__2PRFIN20061201_224031_000000342053_00259_24862_1498.N1	01-DEC-2006 22:40:31	Dark	33.500	29	Bet Car	1.6720	10200.	67	24862	No
323	GOM_NL__2PRFIN20061201_224226_000000382053_00259_24862_1499.N1	01-DEC-2006 22:42:26	Dark	38.000	41	Eps Car	1.8600	4100.0	76	24862	No
324	GOM_NL__2PRFIN20061201_224747_000000522053_00259_24862_1500.N1	01-DEC-2006 22:47:47	Dark	52.000	2	Alp Car	-0.73600	7000.0	104	24862	No
325	GOM_NL__2PRFIN20061201_230155_000000402053_00259_24862_1501.N1	01-DEC-2006 23:01:55	Straylight	39.500	165	34Gam Eri	2.9500	3200.0	79	24862	No
326	GOM_NL__2PRFIN20061201_230716_000000382053_00259_24862_1502.N1	01-DEC-2006 23:07:16	Twilight	38.000	94	92Alp Cet	2.5260	3100.0	76	24862	No
327	GOM_NL__2PRFIN20061201_231302_000000322053_00259_24862_1503.N1	01-DEC-2006 23:13:02	Bright	31.500	146	25Eta Tau	2.8730	15200.	63	24862	No
328	GOM_NL__2PRFIN20061201_231524_000000312053_00259_24862_1504.N1	01-DEC-2006 23:15:24	Bright	30.500	150	44Zet Per	2.8900	28000.	61	24862	No
329	GOM_NL__2PRFIN20061201_231740_000000282053_00259_24862_1505.N1	01-DEC-2006 23:17:40	Bright	28.000	79	26Bet Per	2.3100	13100.	56	24862	No
330	GOM_NL__2PRFIN20061201_231951_000000302053_00259_24862_1506.N1	01-DEC-2006 23:19:51	Bright	30.000	175	39Del Per	3.0100	19400.	60	24862	No
331	GOM_NL__2PRFIN20061201_232112_000000292053_00259_24862_1507.N1	01-DEC-2006 23:21:12	Bright	29.000	160	23Gam Per	2.9300	4700.0	58	24862	No
332	GOM_NL__2PRFIN20061201_233116_000000272053_00259_24862_1508.N1	01-DEC-2006 23:31:16	Bright	27.000	49	1Alp UMi	1.9900	6300.0	54	24862	No
333	GOM_NL__2PRFIN20061201_233557_000000302053_00259_24862_1509.N1	01-DEC-2006 23:35:57	Bright	29.500	60	7Bet UMi	2.0810	3950.0	59	24862	No
334	GOM_NL__2PRFIN20061201_234109_000000342053_00259_24862_1510.N1	01-DEC-2006 23:41:09	Bright	33.500	32	77Eps UMa	1.7630	11000.	67	24862	No
335	GOM_NL__2PRFIN20061201_234314_000000332053_00259_24862_1511.N1	01-DEC-2006 23:43:14	Bright	32.500	39	85Eta UMa	1.8540	24000.	65	24862	No
336	GOM_NL__2PRFIN20061201_234609_000000292053_00259_24862_1512.N1	01-DEC-2006 23:46:09	Bright	29.000	180	27Gam Boo	3.0400	8000.0	58	24862	No
337	GOM_NL__2PRFIN20061201_235142_000000292053_00259_24862_1513.N1	01-DEC-2006 23:51:42	Bright	29.000	3	16Alp Boo	-0.050000	4250.0	58	24862	No

### 3. Quality information per product

In this section it is plotted some information contained in the Quality Summary data set of the level 2 products. Only products in dark limb conditions and without errors (error flag in the MPH set to "0") are used.

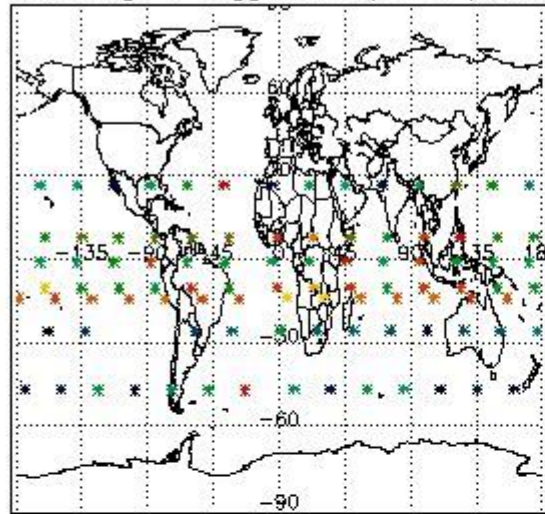
#### 3.1 Plot quality information per product (time dependant)



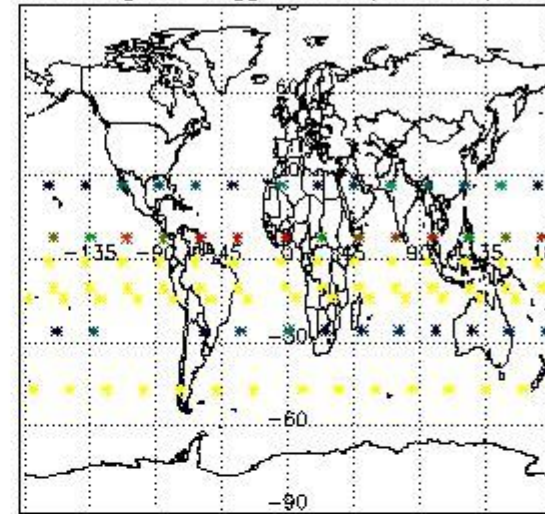
#### 3.2 Plot quality information per product (world map)




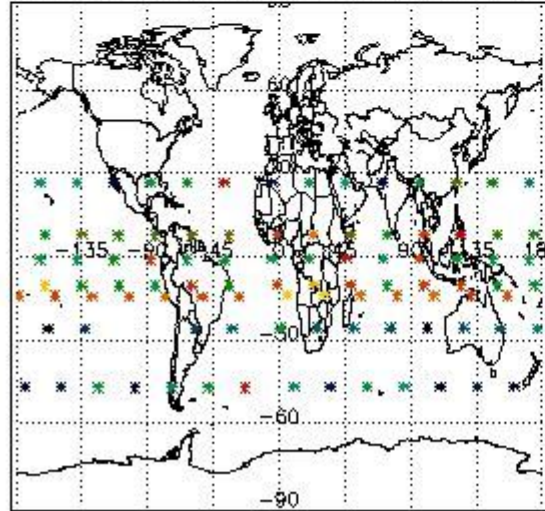
Percentage of flagged data per O3 profile



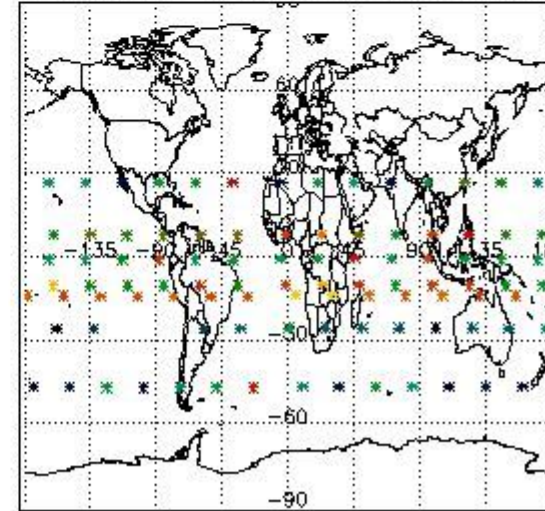
Percentage of flagged data per H2O profile



Percentage of flagged data per NO2 profile



Percentage of flagged data per NO3 profile

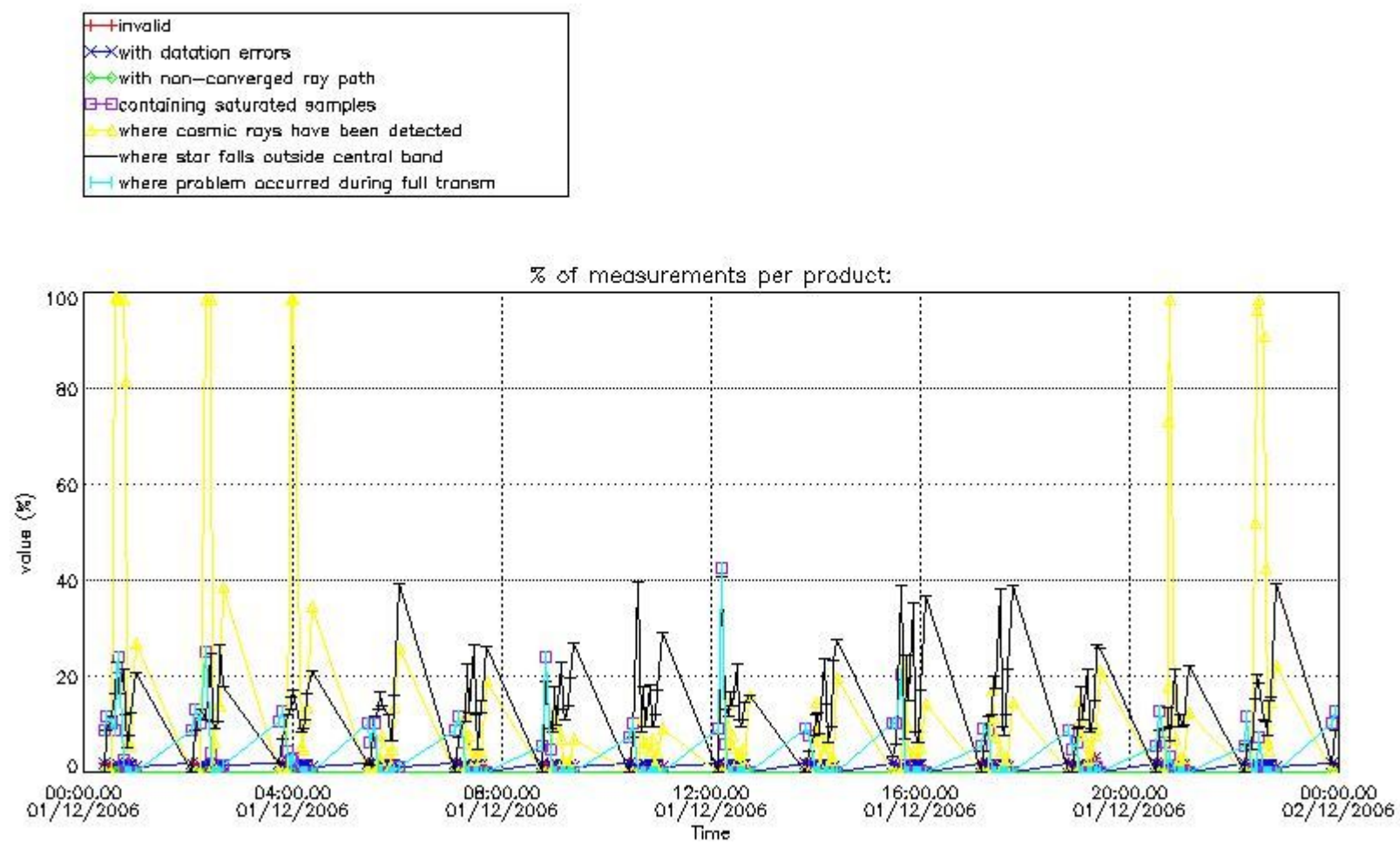


#### 4. Level 1 quality information per product

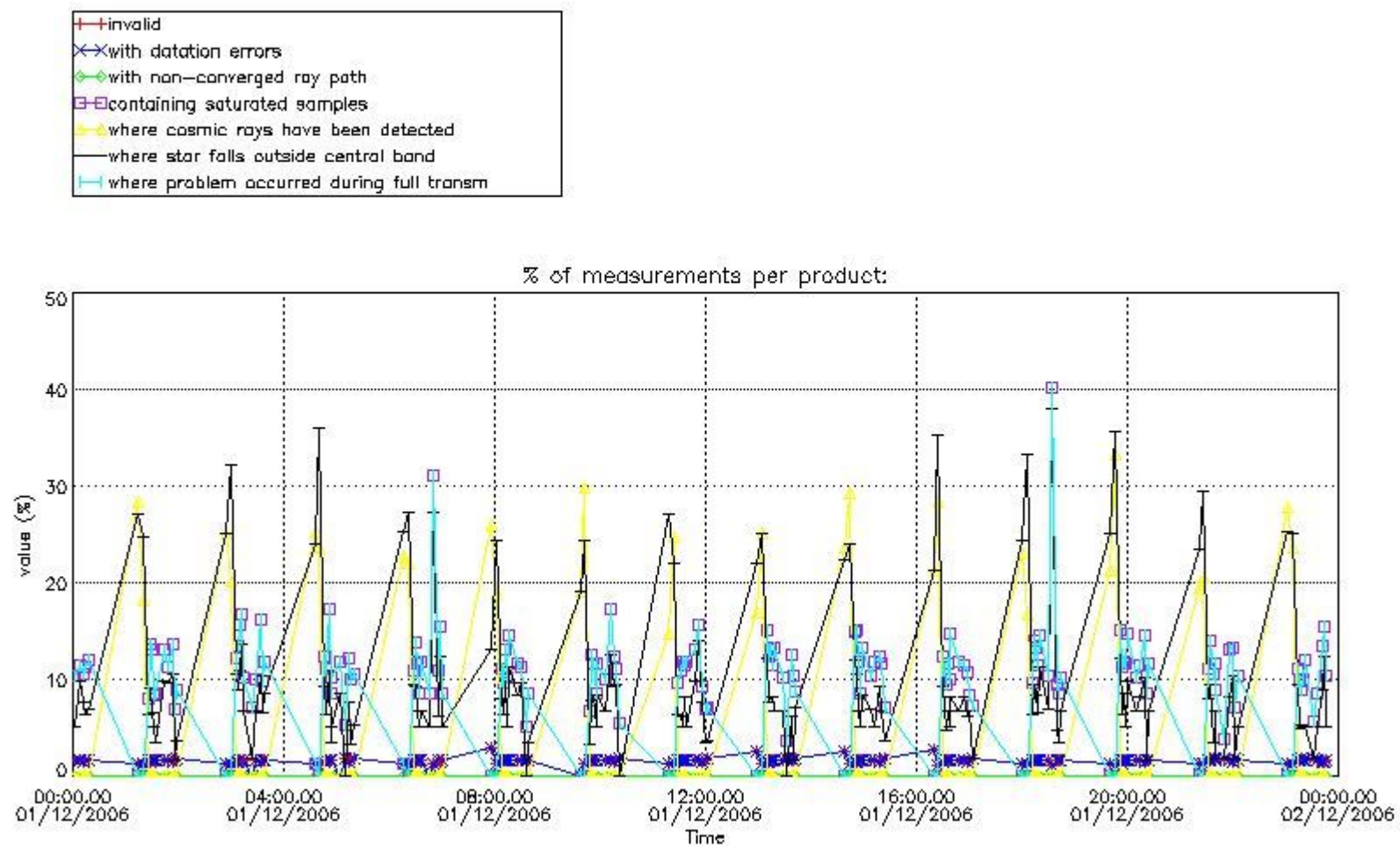
In this section it is plotted some information contained in the Quality Summary data set of the level 2 products that comes from the level 1b processing. Products without errors (error flag in the MPH set to "0") are used.

##### 4.1 Plot quality information per product (time dependant) coming from level 1b processing

###### 4.1.1 Plot level 1 quality information per product (time dependant): ENVISAT ASCENDING passes



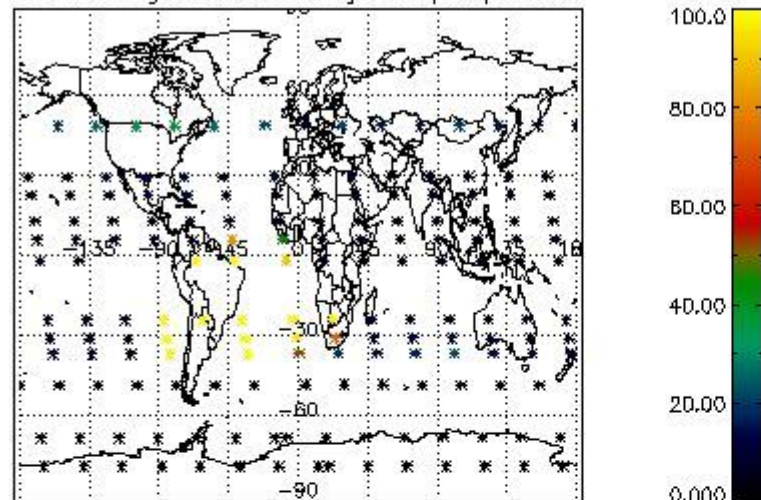
4.1.2 Plot level 1 quality information per product (time dependant): ENVISAT DESCENDING passes



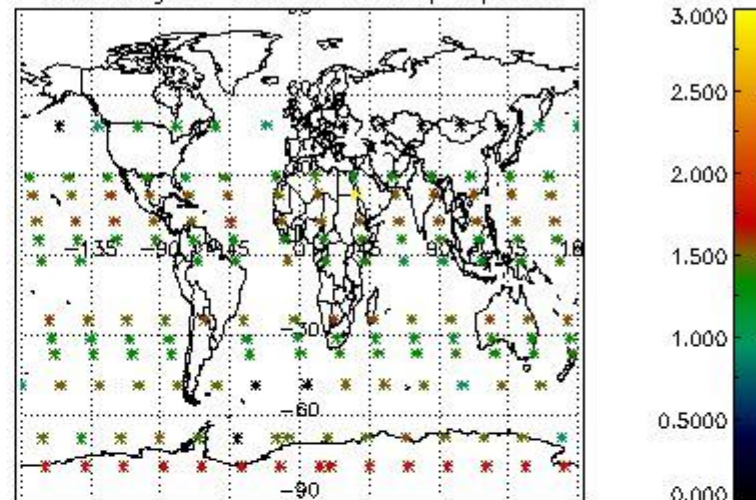
#### 4.2 Plot quality information per product coming from level 1b processing (world map)

##### 4.2.1 Plot level 1 quality information per product (world map): ENVISAT ASCENDING passes

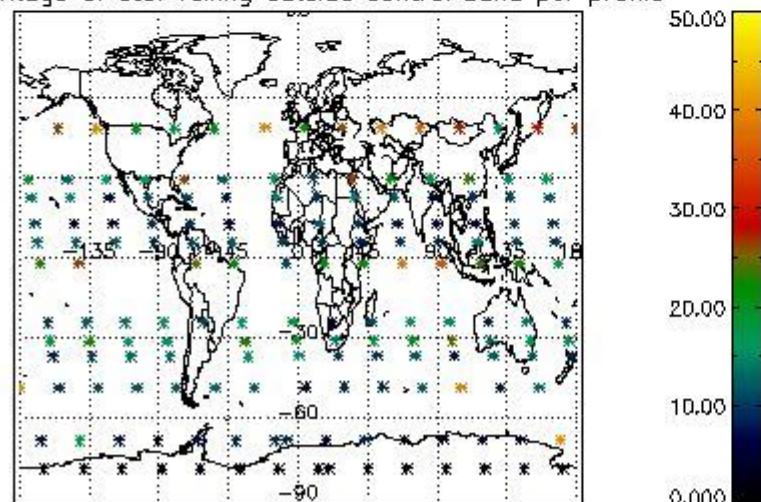
Percentage of cosmic ray hits per profile



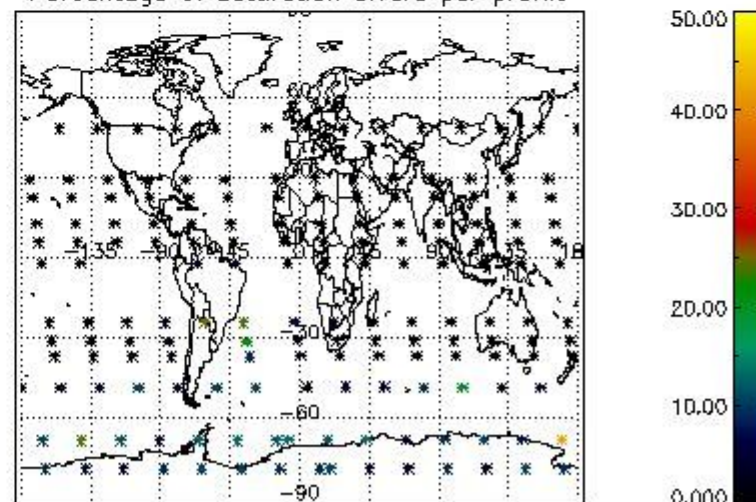
Percentage of datation errors per profile



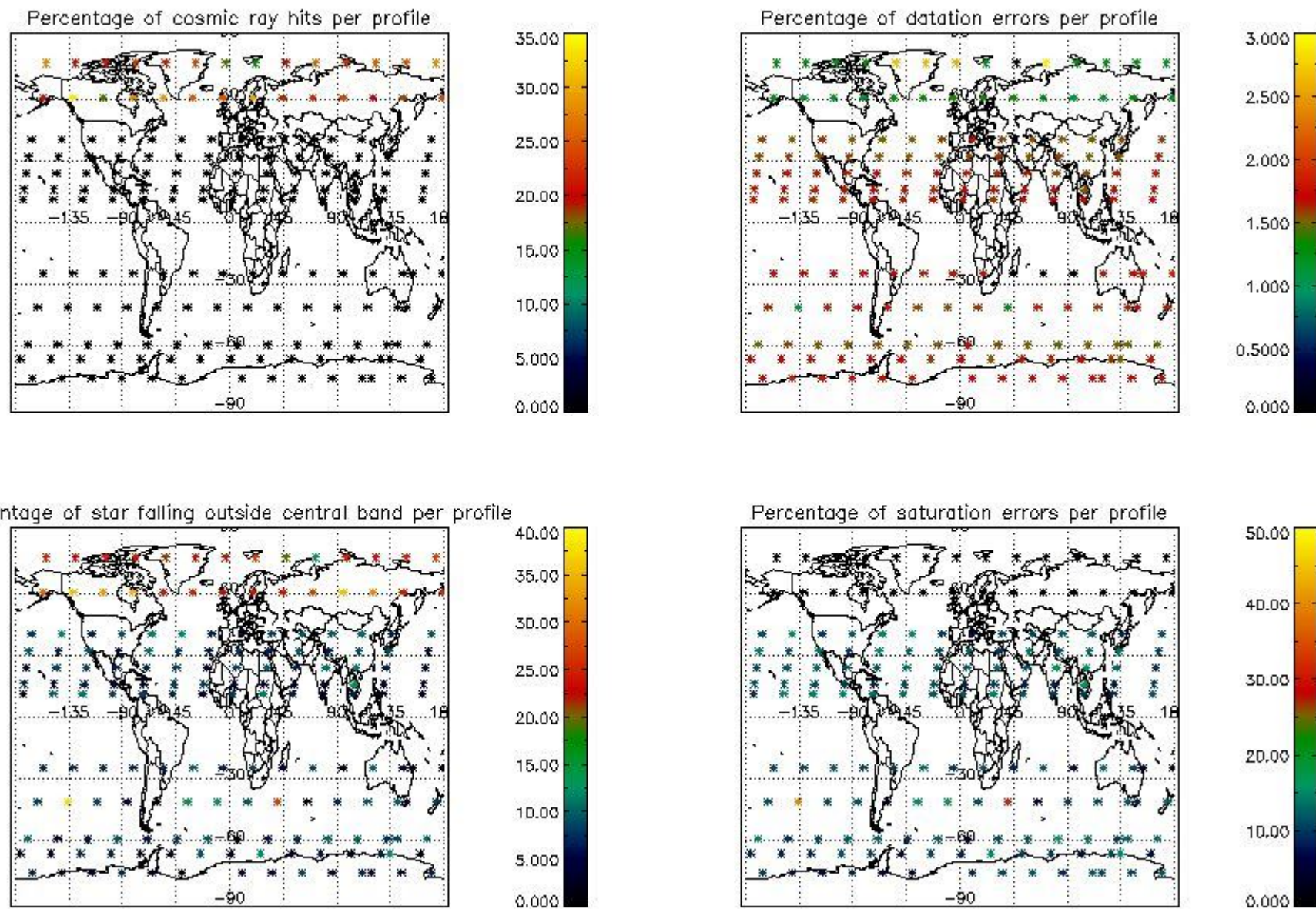
Percentage of star falling outside central band per profile



Percentage of saturation errors per profile



4.2.2 Plot level 1 quality information per product (world map): ENVISAT DESCENDING passes



## 5. Trace gas profiles

### 5.1 Ozone statistics based on quality of products

The final quality of the products can be "measured" using the STD (Standard Deviation) attached to every point profile. This information is written to the parameter GOM\_NL\_\_2P/NL\_LOCAL\_SPECIES\_DENSITY/o3\_std of the level 2 products. The table below shows the statistics for given STD ranges.

The statistics are given with respect to the overall valid production:

- Products without fatal errors: GOM\_NL\_\_2P/MPH/PRODUCT\_ERR=0
- Valid point profile: GOM\_NL\_\_2P/NL\_LOCAL\_SPECIES\_DENSITY/pcd(0)=0

The 'Criteria' is applied to valid points of dark limb products:

- Products in dark limb illumination condition: GOM\_NL\_\_2P/NL\_SUMMARY\_QUALITY/obs\_ill\_cond=0
- Products without fatal errors: GOM\_NL\_\_2P/MPH/PRODUCT\_ERR=0
- Valid point profile: GOM\_NL\_\_2P/NL\_LOCAL\_SPECIES\_DENSITY/pcd(0)=0

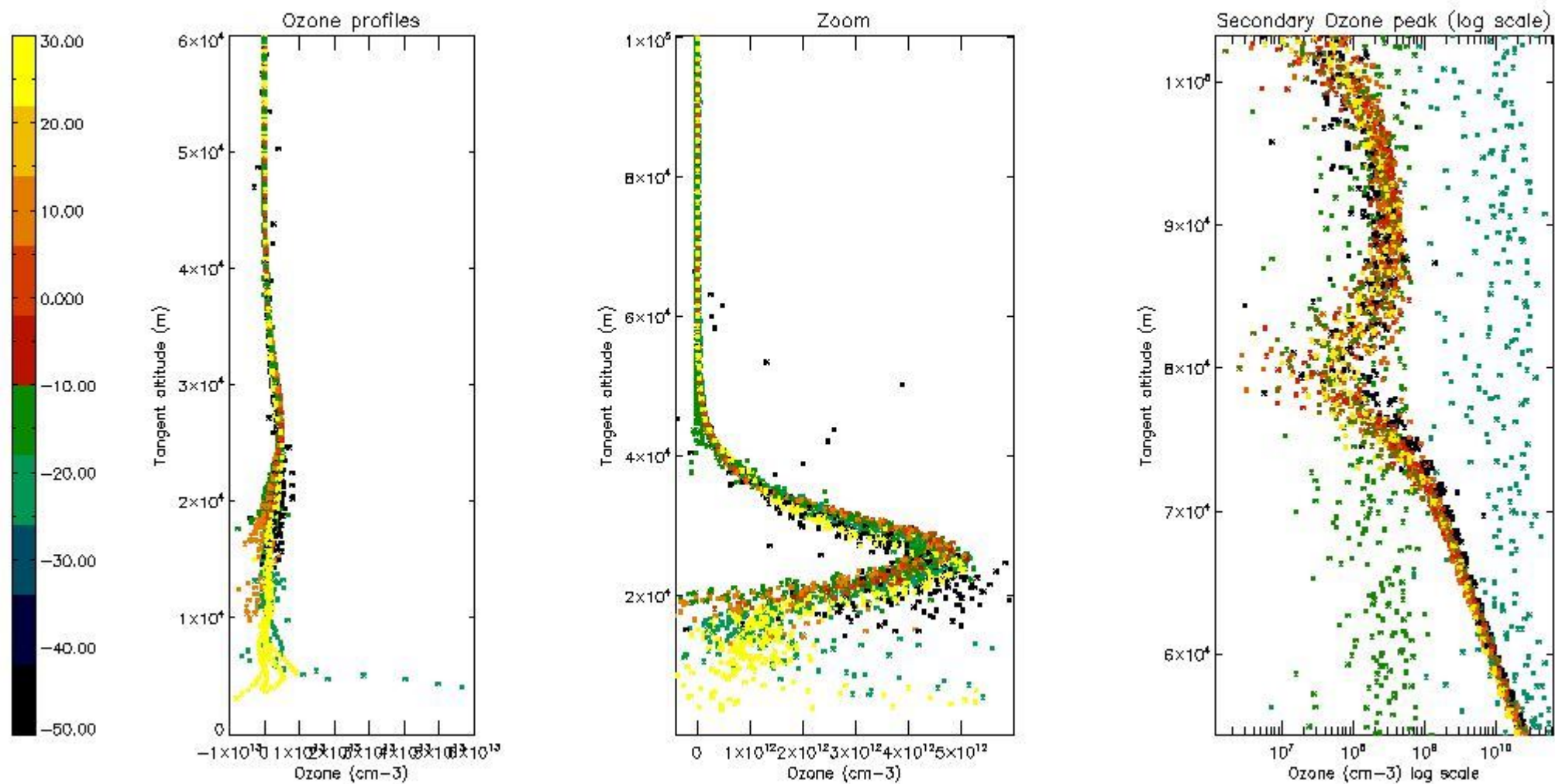
So, the table below shows the percentage of dark limb and valid observations for each criteria with respect to the overall valid daily observations.

Criteria	% of total production
All STD	31
STD < 20	18

STD < 10	14
STD < 5	6

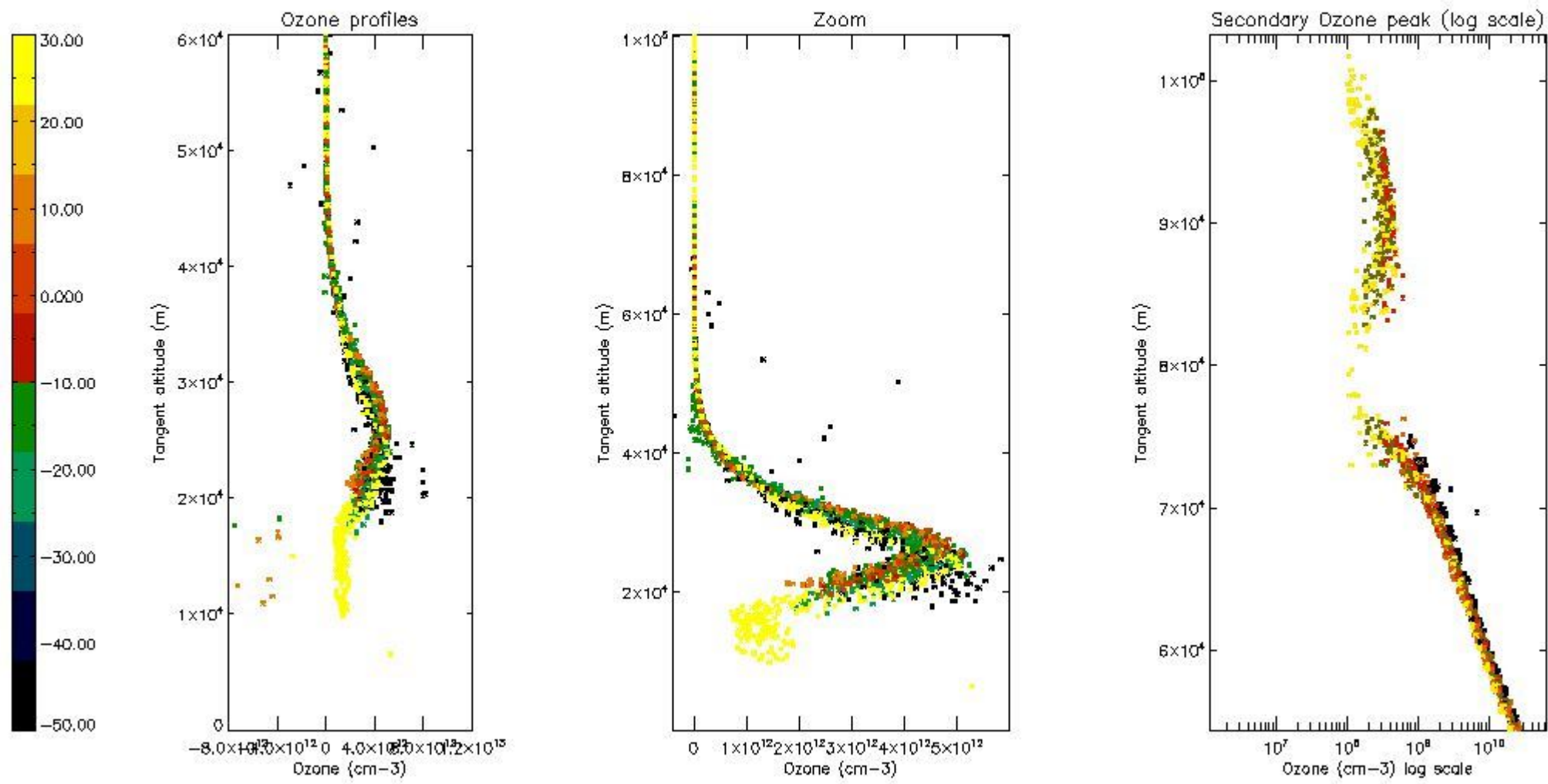
5.2 Plot ozone profiles for all STD (dark without errors)

The colorbar represents the latitude.



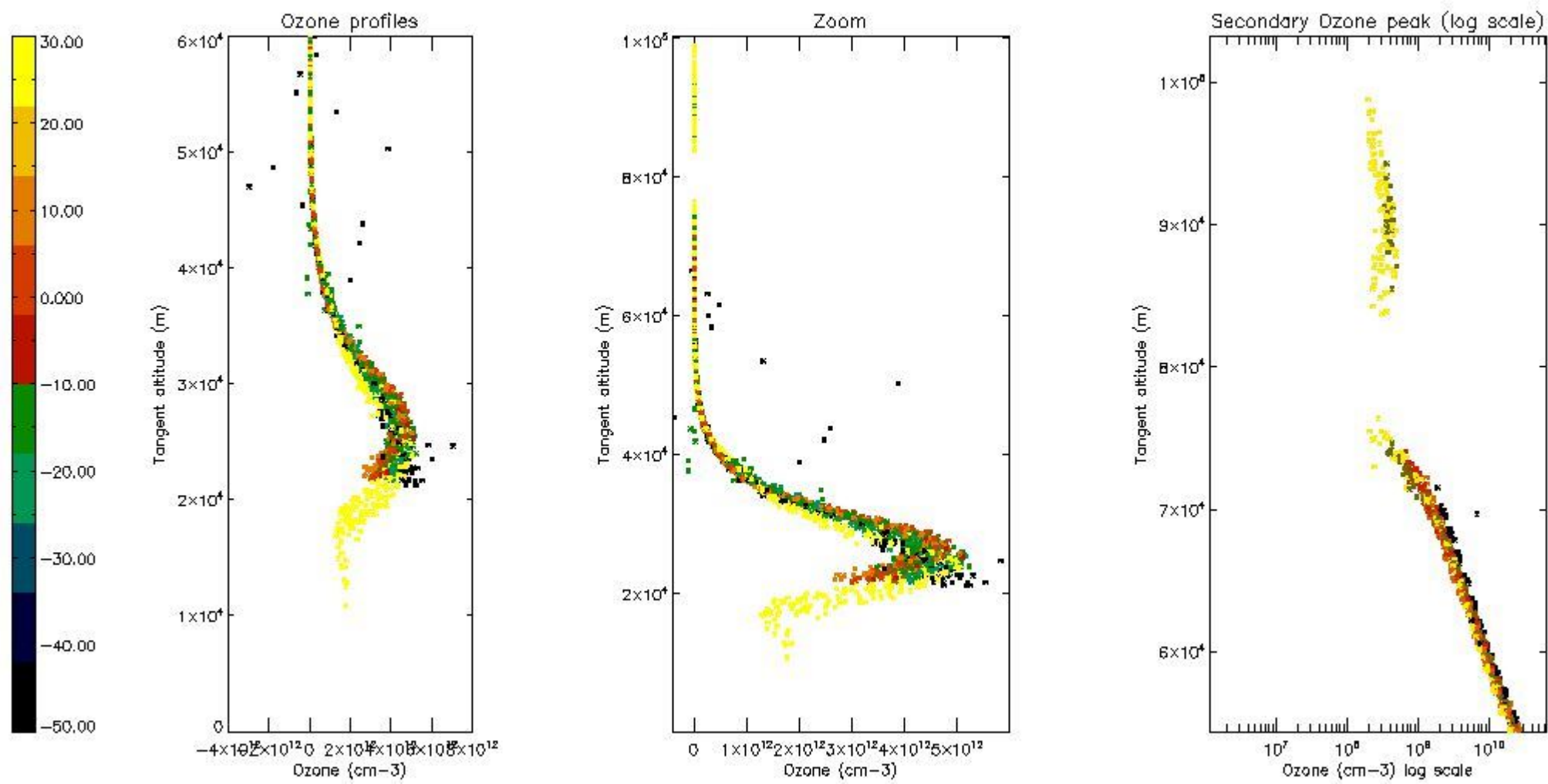
5.3 Plot ozone profiles where STD < 20% (dark without errors)

The colorbar represents the latitude.



*5.4 Plot ozone profiles where STD < 10% (dark without errors)*

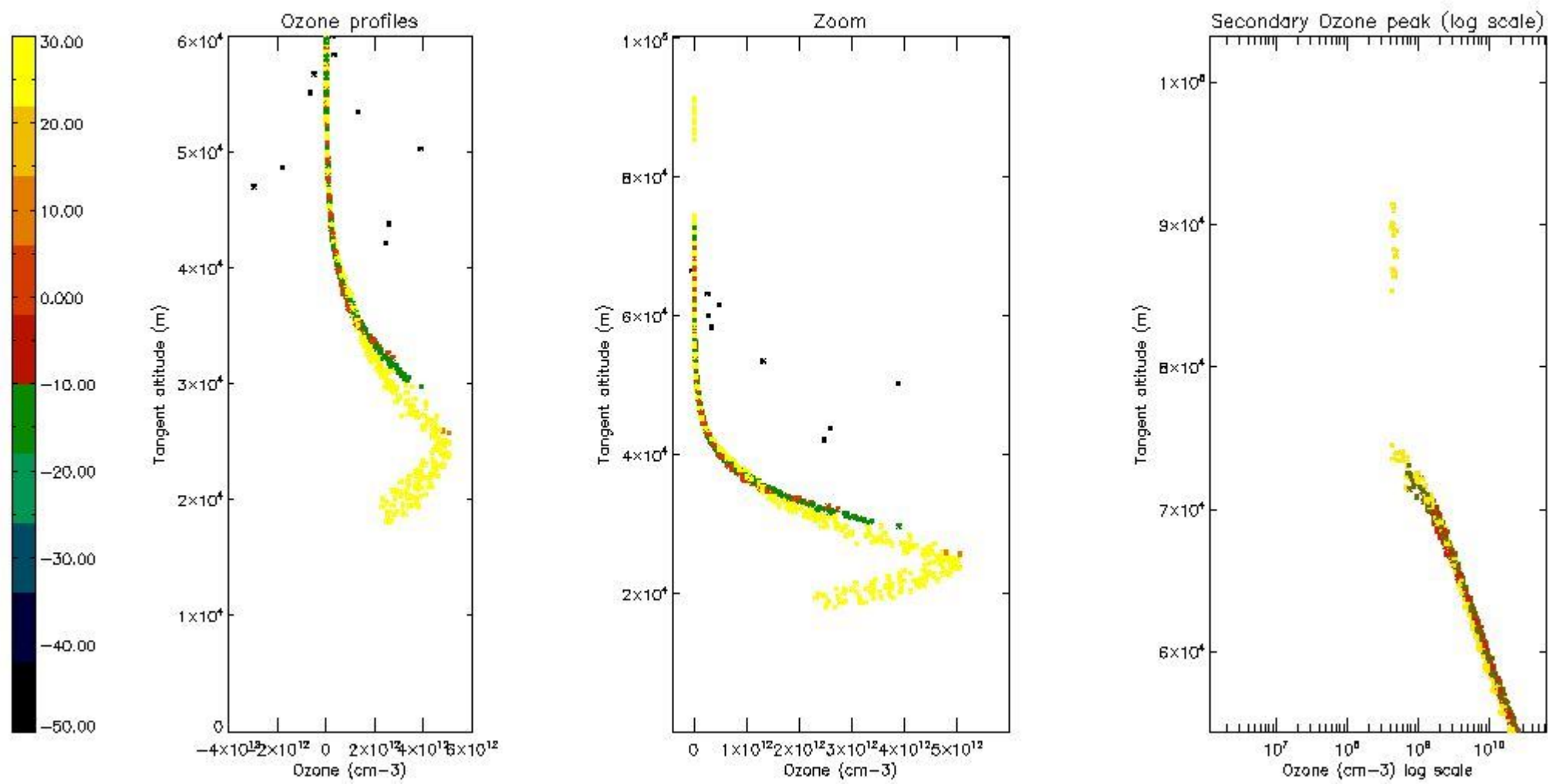
The colorbar represents the latitude.



*5.5 Plot ozone profiles where STD < 5% (dark without errors)*

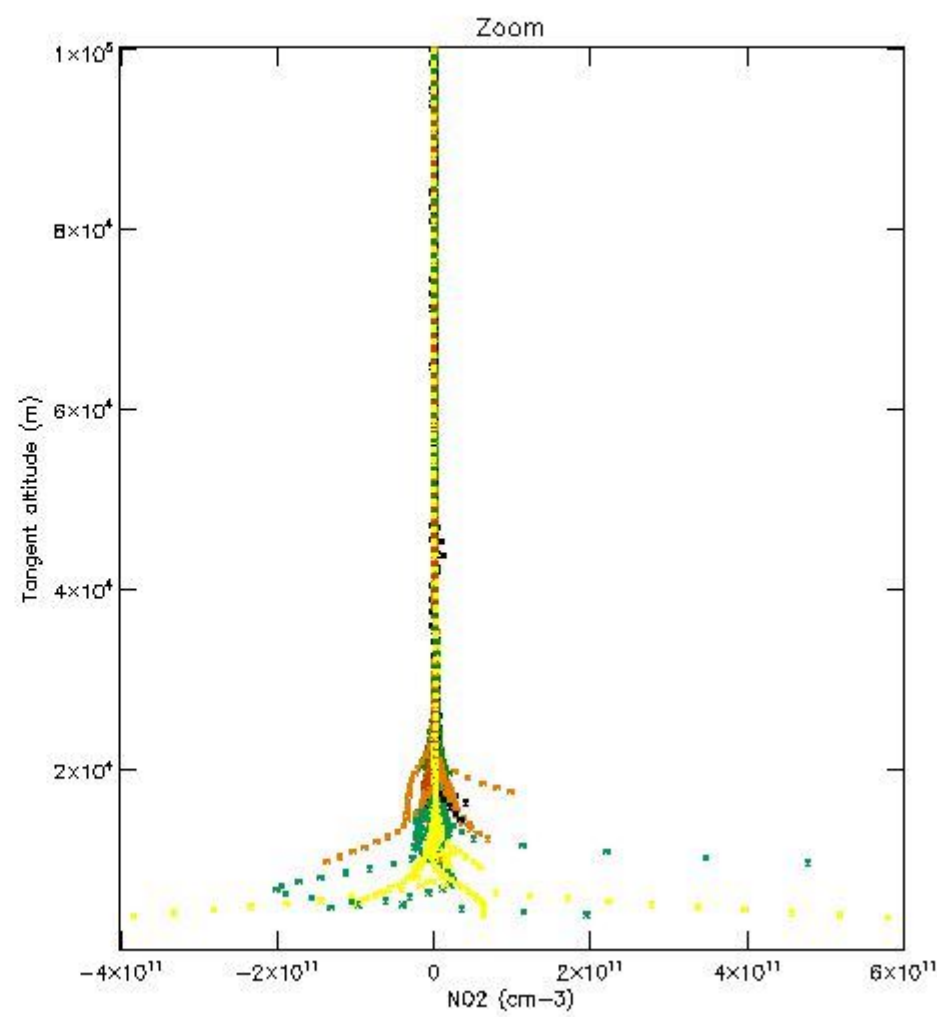
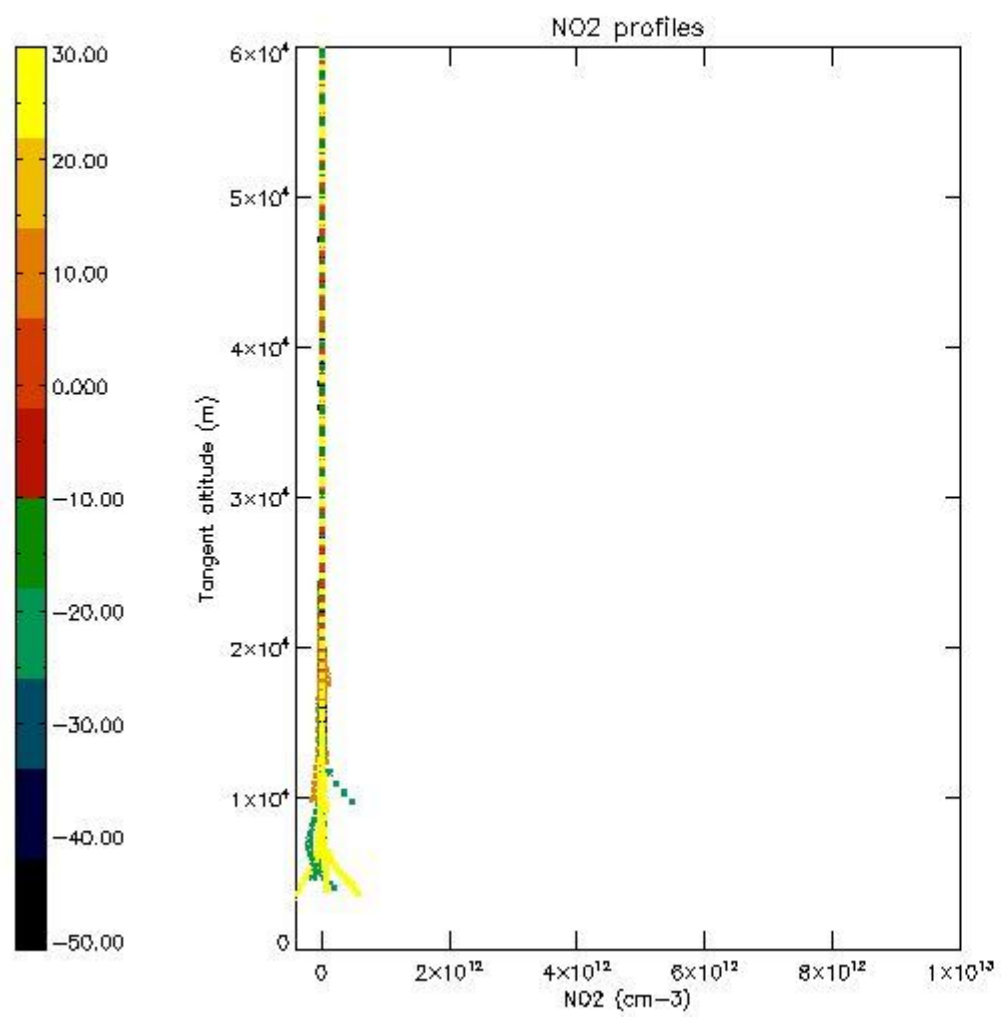
The colorbar represents the latitude.





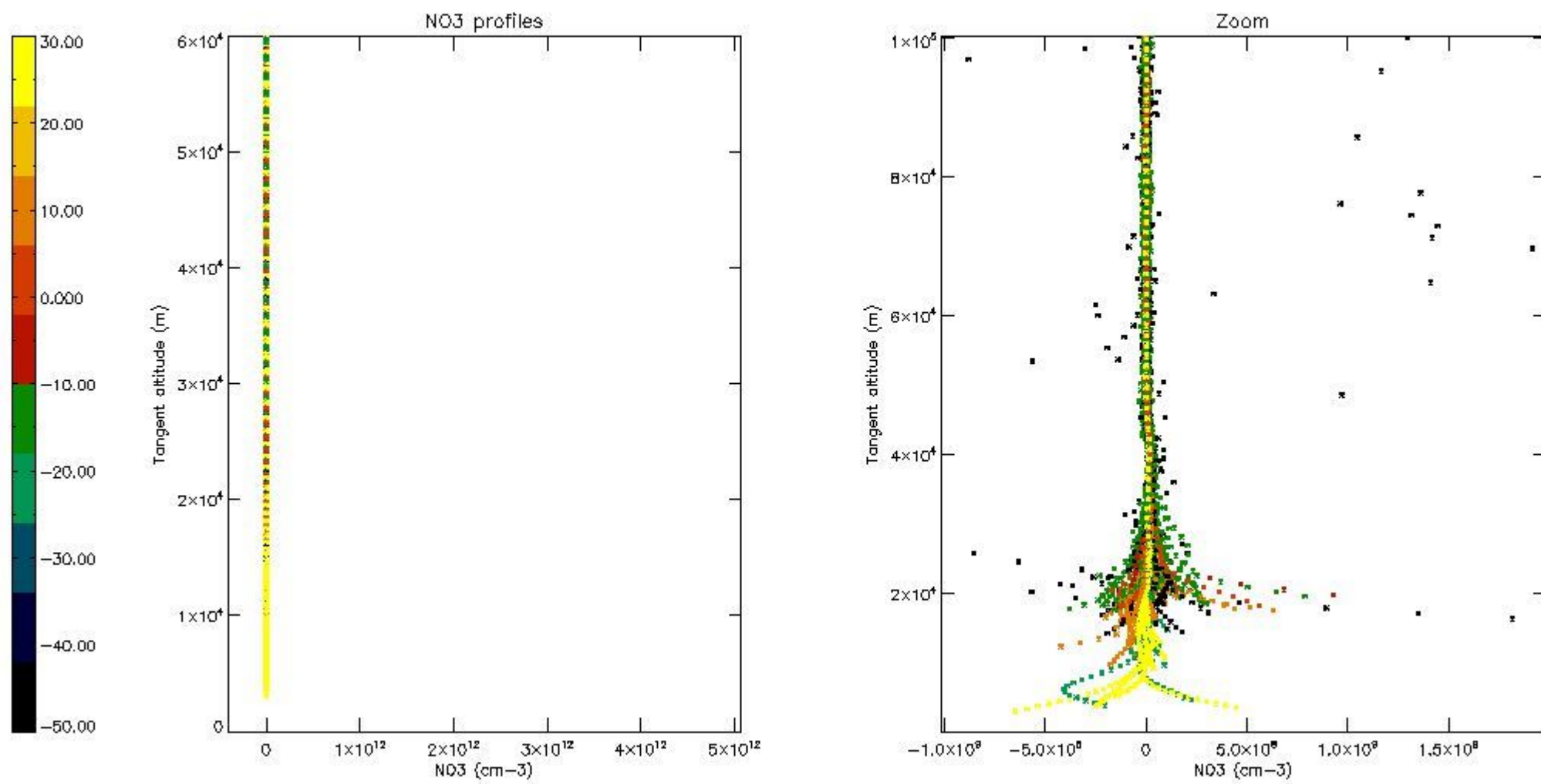
*5.6 Plot NO<sub>2</sub> profiles for all STD (dark without errors)*

The colorbar represents the latitude.



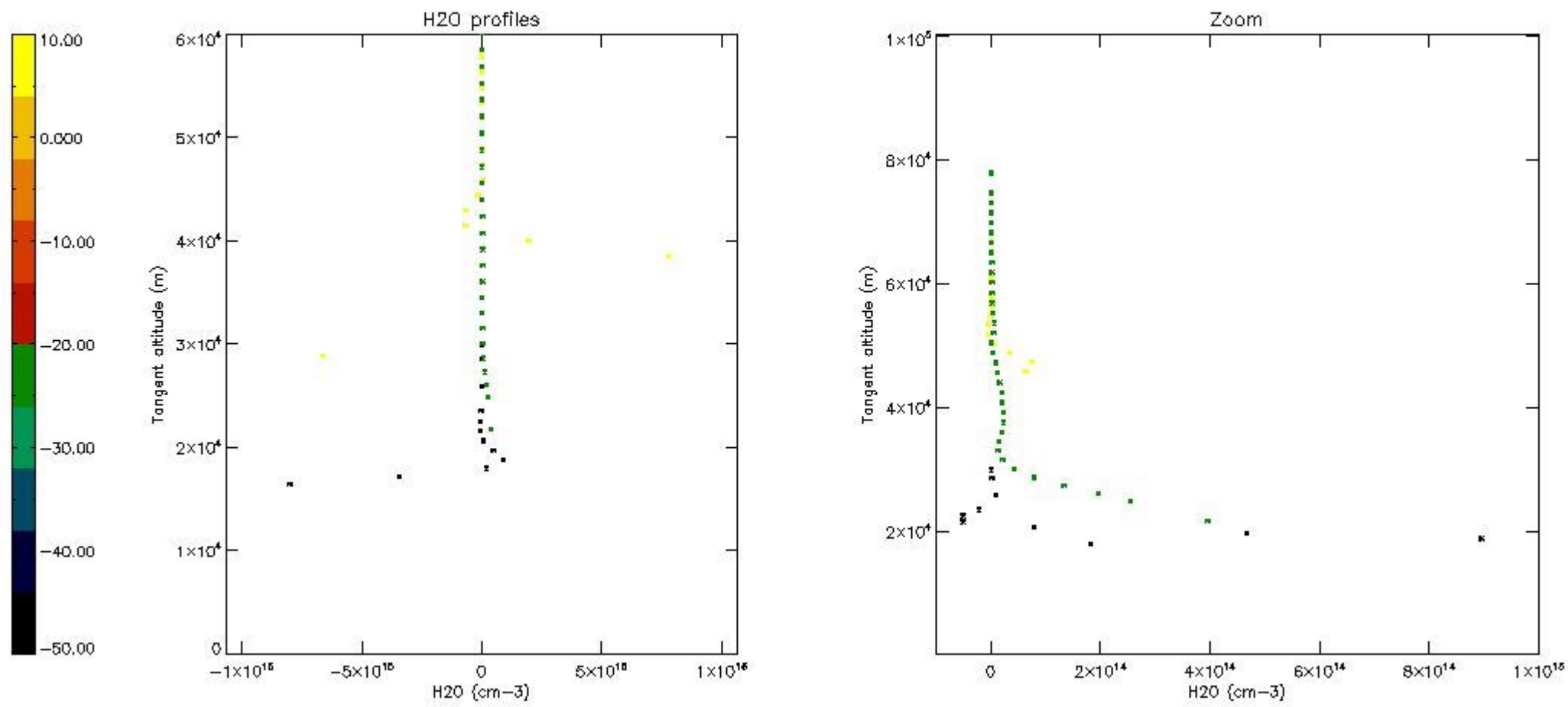
*5.7 Plot NO3 profiles for all STD (dark without errors)*

The colorbar represents the latitude.



*5.8 Plot H2O profiles for all STD (only for occultations of stars 1,2,3,4,13,14,16,26,63 dark without errors)*

The colorbar represents the latitude.



## 6. Auxiliary Data Files used for the production reported in section 2

The number reported in the third column indicates since which file (see list in section 2) the corresponding auxiliary file has been used. The fourth column is the date of those product files.

Type	Auxiliary Filename	Used since product	Used since product date
INST_PHYS_CHARACTERISTICS	GOM_INS_AXVIEC20091111_143220_20030716_120000_20500101_000000	1	01-DEC-2006 00:02:53
LEVEL-2_PROC_CONFIG	GOM_PR2_AXVIEC20091111_152718_20020301_000000_20500101_000000	1	01-DEC-2006 00:02:53
CROSS_SECTIONS_FILE	GOM_CRS_AXVIEC20091111_154832_20020301_000000_20500101_000000	1	01-DEC-2006 00:02:53

# GOMOS Level 2 Daily Report

## SUMMARY

### [1. General Info](#)

### [2. Summary of processed GOM\\_NL\\_2P products](#)

### [3. Level 2 Quality information per product](#)

#### [3.1 Plot of level 2 quality information per product \(time dependant\)](#)

#### [3.2 Plot of level 2 quality information per product \(world map\)](#)

### [4. Level 1 Quality information per product \(stored on level 2 products\)](#)

#### [4.1 Plot of level 1 quality information per product \(time dependant\)](#)

##### [4.1.1 Plot of level 1 quality information per product \(time dependant\): ASCENDING](#)

##### [4.1.2 Plot of level 1 quality information per product \(time dependant\): DESCENDING](#)

#### [4.2 Plot of level 1 quality information per product \(world map\)](#)

##### [4.2.1 Plot of level 1 quality information per product \(world map\): ASCENDING](#)

##### [4.2.2 Plot of level 1 quality information per product \(world map\): DESCENDING](#)

### [5. Ozone profiles based on quality statistics and other trace gas profiles](#)

#### [5.1 Ozone statistics based on quality of products](#)

#### [5.2 Plot ozone profiles for all STD \(dark without errors\)](#)

#### [5.3 Plot ozone profiles where STD < 20% \(dark without errors\)](#)

#### [5.4. Plot ozone profiles where STD < 10% \(dark without errors\)](#)

#### [5.5. Plot ozone profiles where STD < 5% \(dark without errors\)](#)

#### [5.6 Plot NO2 profiles for all STD \(dark without errors\)](#)

#### [5.7 Plot NO3 profiles for all STD \(dark without errors\)](#)

#### [5.8 Plot H2O profiles \(only for occultations of stars 1,2,3,4,13,14,16,26,63 dark without errors\) for all STD](#)

### [6. Auxiliary Data Files used for the production reported in section 2](#)

This report presents the daily analysis on parameters extracted from GOMOS level 2 data (GOM\_NL\_\_2P). It is intended to monitor some important parameters that will impact the quality of these products. A list of level 2 products (and content) that have arrived during the reporting day to the PCF is also given.

Item	Value
Time of report generation	24APR2013 06:10:18
Data source version	GOMOS/6.01
Start time of products	01-12-2006 (01DEC2006 00:00:00)
Stop time of products	02-12-2006 (02DEC2006 00:00:00)
Store outputs in DB	Yes
Nb of level 2 prods	338
Nb of prods with errors	0

## 2. Summary of processed GOM\_NL\_\_2P products.

Nr	Filename	UTC Start time	Limb	Duration	Star Id	Star Name	Star Mag	Star Temp	Nb Meas	Orbit	Prod. error
1	GOM_NL__2PRFIN20061201_000253_000000292053_00245_24848_1471.N1	01-DEC-2006 00:02:53	Bright	29.000	49	1Alp UMi	1.9900	6300.0	58	24848	No
2	GOM_NL__2PRFIN20061201_000733_000000312053_00245_24848_1472.N1	01-DEC-2006 00:07:33	Bright	30.500	60	7Bet UMi	2.0810	3950.0	61	24848	No
3	GOM_NL__2PRFIN20061201_001247_000000332053_00245_24848_1473.N1	01-DEC-2006 00:12:47	Bright	33.000	32	77Eps UMa	1.7630	11000.	66	24848	No
4	GOM_NL__2PRFIN20061201_001450_000000312053_00245_24848_1474.N1	01-DEC-2006 00:14:50	Bright	31.000	39	85Eta UMa	1.8540	24000.	62	24848	No
5	GOM_NL__2PRFIN20061201_001744_000000292053_00245_24848_1475.N1	01-DEC-2006 00:17:44	Bright	29.000	180	27Gam Boo	3.0400	8000.0	58	24848	No
6	GOM_NL__2PRFIN20061201_002316_000000292053_00245_24848_1476.N1	01-DEC-2006 00:23:16	Bright	28.500	3	16Alp Boo	-0.050000	4250.0	57	24848	No
7	GOM_NL__2PRFIN20061201_002651_000000342053_00245_24848_1477.N1	01-DEC-2006 00:26:51	Bright	34.000	138	47Eps Vir	2.8280	4700.0	68	24848	No
8	GOM_NL__2PRFIN20061201_003238_000000342053_00245_24848_1478.N1	01-DEC-2006 00:32:38	Bright	34.000	15	67Alp Vir	0.97600	28000.	68	24848	No
9	GOM_NL__2PRFIN20061201_003555_000000402053_00245_24848_1479.N1	01-DEC-2006 00:35:55	Twilight	40.000	163	7Del Crv	2.9450	11000.	80	24848	No
10	GOM_NL__2PRFIN20061201_003733_000000422053_00245_24848_1480.N1	01-DEC-2006 00:37:33	Twilight	41.500	106	9Bet Crv	2.6480	5600.0	83	24848	No
11	GOM_NL__2PRFIN20061201_003933_000000342053_00245_24848_1481.N1	01-DEC-2006 00:39:33	Dark	33.500	123	1ot Cen	2.7500	10200.	67	24848	No
12	GOM_NL__2PRFIN20061201_004542_000000372053_00245_24848_1482.N1	01-DEC-2006 00:45:42	Dark	37.000	26	Gam Cru	1.6240	2900.0	74	24848	No
13	GOM_NL__2PRFIN20061201_004754_000000382053_00246_24849_1489.N1	01-DEC-2006 00:47:54	Dark	37.500	113	Mu Vel	2.6920	5000.0	75	24849	No
14	GOM_NL__2PRFIN20061201_004951_000000312053_00246_24849_1490.N1	01-DEC-2006 00:49:51	Dark	30.500	124	The Car	2.7640	30000.	61	24849	No
15	GOM_NL__2PRFIN20061201_005238_000000322053_00246_24849_1491.N1	01-DEC-2006 00:52:38	Dark	32.000	29	Bet Car	1.6720	10200.	64	24849	No
16	GOM_NL__2PRFIN20061201_005432_000000362053_00246_24849_1492.N1	01-DEC-2006 00:54:32	Dark	36.000	41	Eps Car	1.8600	4100.0	72	24849	No
17	GOM_NL__2PRFIN20061201_005953_000000412053_00246_24849_1493.N1	01-DEC-2006 00:59:53	Dark	41.000	2	Alp Car	-0.73600	7000.0	82	24849	No
18	GOM_NL__2PRFIN20061201_011407_000000412053_00246_24849_1494.N1	01-DEC-2006 01:14:07	Straylight	40.500	165	34Gam Eri	2.9500	3200.0	81	24849	No
19	GOM_NL__2PRFIN20061201_011928_000000392053_00246_24849_1495.N1	01-DEC-2006 01:19:28	Twilight	38.500	94	92Alp Cet	2.5260	3100.0	77	24849	No
20	GOM_NL__2PRFIN20061201_012517_000000322053_00246_24849_1496.N1	01-DEC-2006 01:25:17	Bright	31.500	146	25Eta Tau	2.8730	15200.	63	24849	No
21	GOM_NL__2PRFIN20061201_012739_000000332053_00246_24849_1497.N1	01-DEC-2006 01:27:39	Bright	33.000	150	44Zet Per	2.8900	28000.	66	24849	No
22	GOM_NL__2PRFIN20061201_012953_000000312053_00246_24849_1498.N1	01-DEC-2006 01:29:53	Bright	30.500	79	26Bet Per	2.3100	13100.	61	24849	No
23	GOM_NL__2PRFIN20061201_013206_000000302053_00246_24849_1499.N1	01-DEC-2006 01:32:06	Bright	30.000	175	39Del Per	3.0100	19400.	60	24849	No
24	GOM_NL__2PRFIN20061201_013326_000000292053_00246_24849_1500.N1	01-DEC-2006 01:33:26	Bright	29.000	160	23Gam Per	2.9300	4700.0	58	24849	No
25	GOM_NL__2PRFIN20061201_014329_000000312053_00246_24849_1501.N1	01-DEC-2006 01:43:29	Bright	30.500	49	1Alp UMi	1.9900	6300.0	61	24849	No
26	GOM_NL__2PRFIN20061201_014809_000000312053_00246_24849_1502.N1	01-DEC-2006 01:48:09	Bright	31.000	60	7Bet UMi	2.0810	3950.0	62	24849	No
27	GOM_NL__2PRFIN20061201_015323_000000332053_00246_24849_1503.N1	01-DEC-2006 01:53:23	Bright	33.000	32	77Eps UMa	1.7630	11000.	66	24849	No
28	GOM_NL__2PRFIN20061201_015526_000000292053_00246_24849_1504.N1	01-DEC-2006 01:55:26	Bright	29.000	39	85Eta UMa	1.8540	24000.	58	24849	No
29	GOM_NL__2PRFIN20061201_015820_000000282053_00246_24849_1505.N1	01-DEC-2006 01:58:20	Bright	28.000	180	27Gam Boo	3.0400	8000.0	56	24849	No
30	GOM_NL__2PRFIN20061201_020352_000000292053_00246_24849_1506.N1	01-DEC-2006 02:03:52	Bright	28.500	3	16Alp Boo	-0.050000	4250.0	57	24849	No
31	GOM_NL__2PRFIN20061201_020727_000000352053_00246_24849_1507.N1	01-DEC-2006 02:07:27	Bright	34.500	138	47Eps Vir	2.8280	4700.0	69	24849	No
32	GOM_NL__2PRFIN20061201_021314_000000352053_00246_24849_1508.N1	01-DEC-2006 02:13:14	Bright	34.500	15	67Alp Vir	0.97600	28000.	69	24849	No
33	GOM_NL__2PRFIN20061201_022009_000000322053_00246_24849_1509.N1	01-DEC-2006 02:20:09	Dark	32.000	123	1ot Cen	2.7500	10200.	64	24849	No
34	GOM_NL__2PRFIN20061201_022618_000000392053_00246_24849_1510.N1	01-DEC-2006 02:26:18	Dark	38.500	26	Gam Cru	1.6240	2900.0	77	24849	No
35	GOM_NL__2PRFIN20061201_022830_000000382053_00247_24850_1488.N1	01-DEC-2006 02:28:30	Dark	37.500	113	Mu Vel	2.6920	5000.0	75	24850	No
36	GOM_NL__2PRFIN20061201_023028_000000332053_00247_24850_1489.N1	01-DEC-2006 02:30:28	Dark	33.000	124	The Car	2.7640	30000.	66	24850	No
37	GOM_NL__2PRFIN20061201_023315_000000332053_00247_24850_1490.N1	01-DEC-2006 02:33:15	Dark	33.000	29	Bet Car	1.6720	10200.	66	24850	No
38	GOM_NL__2PRFIN20061201_023508_000000442053_00247_24850_1491.N1	01-DEC-2006 02:35:08	Dark	43.500	41	Eps Car	1.8600	4100.0	87	24850	No
39	GOM_NL__2PRFIN20061201_024030_000000392053_00247_24850_1492.N1	01-DEC-2006 02:40:30	Dark	39.000	2	Alp Car	-0.73600	7000.0	78	24850	No
40	GOM_NL__2PRFIN20061201_025443_000000402053_00247_24850_1493.N1	01-DEC-2006 02:54:43	Straylight	40.000	165	34Gam Eri	2.9500	3200.0	80	24850	No
41	GOM_NL__2PRFIN20061201_030004_000000422053_00247_24850_1494.N1	01-DEC-2006 03:00:04	Twilight	42.000	94	92Alp Cet	2.5260	3100.0	84	24850	No
42	GOM_NL__2PRFIN20061201_030553_000000332053_00247_24850_1495.N1	01-DEC-2006 03:05:53	Bright	33.000	146	25Eta Tau	2.8730	15200.	66	24850	No

43	GOM_NL__2PRFIN20061201_030815_000000342053_00247_24850_1496.N1	01-DEC-2006 03:08:15	Bright	33.500	150	44Zet Per	2.8900	28000.	67	24850	No
44	GOM_NL__2PRFIN20061201_031029_000000322053_00247_24850_1497.N1	01-DEC-2006 03:10:29	Bright	32.000	79	26Bet Per	2.3100	13100.	64	24850	No
45	GOM_NL__2PRFIN20061201_031242_000000332053_00247_24850_1498.N1	01-DEC-2006 03:12:42	Bright	33.000	175	39Del Per	3.0100	19400.	66	24850	No
46	GOM_NL__2PRFIN20061201_031401_000000302053_00247_24850_1499.N1	01-DEC-2006 03:14:01	Bright	29.500	160	23Gam Per	2.9300	4700.0	59	24850	No
47	GOM_NL__2PRFIN20061201_032405_000000282053_00247_24850_1500.N1	01-DEC-2006 03:24:05	Bright	28.000	49	1Alp UMi	1.9900	6300.0	56	24850	No
48	GOM_NL__2PRFIN20061201_032845_000000302053_00247_24850_1501.N1	01-DEC-2006 03:28:45	Bright	30.000	60	7Bet UMi	2.0810	3950.0	60	24850	No
49	GOM_NL__2PRFIN20061201_033359_000000342053_00247_24850_1502.N1	01-DEC-2006 03:33:59	Bright	34.000	32	77Eps UMa	1.7630	11000.	68	24850	No
50	GOM_NL__2PRFIN20061201_033603_000000312053_00247_24850_1503.N1	01-DEC-2006 03:36:03	Bright	30.500	39	85Eta UMa	1.8540	24000.	61	24850	No
51	GOM_NL__2PRFIN20061201_033856_000000302053_00247_24850_1504.N1	01-DEC-2006 03:38:56	Bright	29.500	180	27Gam Boo	3.0400	8000.0	59	24850	No
52	GOM_NL__2PRFIN20061201_034429_000000292053_00247_24850_1505.N1	01-DEC-2006 03:44:29	Bright	28.500	3	16Alp Boo	-0.050000	4250.0	57	24850	No
53	GOM_NL__2PRFIN20061201_034803_000000362053_00247_24850_1506.N1	01-DEC-2006 03:48:03	Bright	35.500	138	47Eps Vir	2.8280	4700.0	71	24850	No
54	GOM_NL__2PRFIN20061201_035350_000000342053_00247_24850_1507.N1	01-DEC-2006 03:53:50	Bright	33.500	15	67Alp Vir	0.97600	28000.	67	24850	No
55	GOM_NL__2PRFIN20061201_035708_000000382053_00247_24850_1508.N1	01-DEC-2006 03:57:08	Twilight	38.000	163	7Del Crv	2.9450	11000.	76	24850	No
56	GOM_NL__2PRFIN20061201_035846_000000392053_00247_24850_1509.N1	01-DEC-2006 03:58:46	Twilight	38.500	106	9Bet Crv	2.6480	5600.0	77	24850	No
57	GOM_NL__2PRFIN20061201_040045_000000352053_00247_24850_1510.N1	01-DEC-2006 04:00:45	Dark	35.000	123	1ot Cen	2.7500	10200.	70	24850	No
58	GOM_NL__2PRFIN20061201_040907_000000362053_00248_24851_1487.N1	01-DEC-2006 04:09:07	Dark	36.000	113	Mu Vel	2.6920	5000.0	72	24851	No
59	GOM_NL__2PRFIN20061201_041104_000000332053_00248_24851_1488.N1	01-DEC-2006 04:11:04	Dark	32.500	124	The Car	2.7640	30000.	65	24851	No
60	GOM_NL__2PRFIN20061201_041351_000000322053_00248_24851_1489.N1	01-DEC-2006 04:13:51	Dark	32.000	29	Bet Car	1.6720	10200.	64	24851	No
61	GOM_NL__2PRFIN20061201_041545_000000372053_00248_24851_1490.N1	01-DEC-2006 04:15:45	Dark	37.000	41	Eps Car	1.8600	4100.0	74	24851	No
62	GOM_NL__2PRFIN20061201_042106_000000412053_00248_24851_1491.N1	01-DEC-2006 04:21:06	Dark	40.500	2	Alp Car	-0.73600	7000.0	81	24851	No
63	GOM_NL__2PRFIN20061201_043519_000000402053_00248_24851_1492.N1	01-DEC-2006 04:35:19	Straylight	39.500	165	34Gam Eri	2.9500	3200.0	79	24851	No
64	GOM_NL__2PRFIN20061201_044040_000000452053_00248_24851_1493.N1	01-DEC-2006 04:40:40	Twilight	44.500	94	92Alp Cet	2.5260	3100.0	89	24851	No
65	GOM_NL__2PRFIN20061201_044629_000000332053_00248_24851_1494.N1	01-DEC-2006 04:46:29	Bright	32.500	146	25Eta Tau	2.8730	15200.	65	24851	No
66	GOM_NL__2PRFIN20061201_044851_000000322053_00248_24851_1495.N1	01-DEC-2006 04:48:51	Bright	31.500	150	44Zet Per	2.8900	28000.	63	24851	No
67	GOM_NL__2PRFIN20061201_045105_000000322053_00248_24851_1496.N1	01-DEC-2006 04:51:05	Bright	32.000	79	26Bet Per	2.3100	13100.	64	24851	No
68	GOM_NL__2PRFIN20061201_045318_000000302053_00248_24851_1497.N1	01-DEC-2006 04:53:18	Bright	29.500	175	39Del Per	3.0100	19400.	59	24851	No
69	GOM_NL__2PRFIN20061201_045438_000000302053_00248_24851_1498.N1	01-DEC-2006 04:54:38	Bright	29.500	160	23Gam Per	2.9300	4700.0	59	24851	No
70	GOM_NL__2PRFIN20061201_050441_000000302053_00248_24851_1499.N1	01-DEC-2006 05:04:41	Bright	29.500	49	1Alp UMi	1.9900	6300.0	59	24851	No
71	GOM_NL__2PRFIN20061201_050922_000000282053_00248_24851_1500.N1	01-DEC-2006 05:09:22	Bright	28.000	60	7Bet UMi	2.0810	3950.0	56	24851	No
72	GOM_NL__2PRFIN20061201_051435_000000332053_00248_24851_1501.N1	01-DEC-2006 05:14:35	Bright	33.000	32	77Eps UMa	1.7630	11000.	66	24851	No
73	GOM_NL__2PRFIN20061201_051639_000000302053_00248_24851_1502.N1	01-DEC-2006 05:16:39	Bright	30.000	39	85Eta UMa	1.8540	24000.	60	24851	No
74	GOM_NL__2PRFIN20061201_051933_000000292053_00248_24851_1503.N1	01-DEC-2006 05:19:33	Bright	28.500	180	27Gam Boo	3.0400	8000.0	57	24851	No
75	GOM_NL__2PRFIN20061201_052505_000000292053_00248_24851_1504.N1	01-DEC-2006 05:25:05	Bright	29.000	3	16Alp Boo	-0.050000	4250.0	58	24851	No
76	GOM_NL__2PRFIN20061201_052840_000000332053_00248_24851_1505.N1	01-DEC-2006 05:28:40	Bright	32.500	138	47Eps Vir	2.8280	4700.0	65	24851	No
77	GOM_NL__2PRFIN20061201_053427_000000342053_00248_24851_1506.N1	01-DEC-2006 05:34:27	Bright	34.000	15	67Alp Vir	0.97600	28000.	68	24851	No
78	GOM_NL__2PRFIN20061201_053745_000000382053_00248_24851_1507.N1	01-DEC-2006 05:37:45	Twilight	38.000	163	7Del Crv	2.9450	11000.	76	24851	No
79	GOM_NL__2PRFIN20061201_053923_000000392053_00248_24851_1508.N1	01-DEC-2006 05:39:23	Twilight	39.000	106	9Bet Crv	2.6480	5600.0	78	24851	No
80	GOM_NL__2PRFIN20061201_054122_000000332053_00248_24851_1509.N1	01-DEC-2006 05:41:22	Dark	33.000	123	1ot Cen	2.7500	10200.	66	24851	No
81	GOM_NL__2PRFIN20061201_054944_000000382053_00249_24852_1486.N1	01-DEC-2006 05:49:44	Dark	37.500	113	Mu Vel	2.6920	5000.0	75	24852	No
82	GOM_NL__2PRFIN20061201_055141_000000312053_00249_24852_1487.N1	01-DEC-2006 05:51:41	Dark	31.000	124	The Car	2.7640	30000.	62	24852	No
83	GOM_NL__2PRFIN20061201_055428_000000312053_00249_24852_1488.N1	01-DEC-2006 05:54:28	Dark	31.000	29	Bet Car	1.6720	10200.	62	24852	No
84	GOM_NL__2PRFIN20061201_055621_000000382053_00249_24852_1489.N1	01-DEC-2006 05:56:21	Dark	37.500	41	Eps Car	1.8600	4100.0	75	24852	No
85	GOM_NL__2PRFIN20061201_060143_000000522053_00249_24852_1490.N1	01-DEC-2006 06:01:43	Dark	52.000	2	Alp Car	-0.73600	7000.0	104	24852	No
86	GOM_NL__2PRFIN20061201_061555_000000402053_00249_24852_1491.N1	01-DEC-2006 06:15:55	Straylight	39.500	165	34Gam Eri	2.9500	3200.0	79	24852	No
87	GOM_NL__2PRFIN20061201_062116_000000392053_00249_24852_1492.N1	01-DEC-2006 06:21:16	Twilight	38.500	94	92Alp Cet	2.5260	3100.0	77	24852	No
88	GOM_NL__2PRFIN20061201_062705_000000322053_00249_24852_1493.N1	01-DEC-2006 06:27:05	Bright	32.000	146	25Eta Tau	2.8730	15200.	64	24852	No
89	GOM_NL__2PRFIN20061201_062927_000000332053_00249_24852_1494.N1	01-DEC-2006 06:29:27	Bright	32.500	150	44Zet Per	2.8900	28000.	65	24852	No
90	GOM_NL__2PRFIN20061201_063141_000000302053_00249_24852_1495.N1	01-DEC-2006 06:31:41	Bright	30.000	79	26Bet Per	2.3100	13100.	60	24852	No
91	GOM_NL__2PRFIN20061201_063354_000000302053_00249_24852_1496.N1	01-DEC-2006 06:33:54	Bright	29.500	175	39Del Per	3.0100	19400.	59	24852	No
92	GOM_NL__2PRFIN20061201_063514_000000302053_00249_24852_1497.N1	01-DEC-2006 06:35:14	Bright	29.500	160	23Gam Per	2.9300	4700.0	59	24852	No
93	GOM_NL__2PRFIN20061201_064517_000000292053_00249_24852_1498.N1	01-DEC-2006 06:45:17	Bright	29.000	49	1Alp UMi	1.9900	6300.0	58	24852	No
94	GOM_NL__2PRFIN20061201_064957_000000392053_00249_24852_1499.N1	01-DEC-2006 06:49:57	Bright	38.500	60	7Bet UMi	2.0810	3950.0	77	24852	No
95	GOM_NL__2PRFIN20061201_065511_000000322053_00249_24852_1500.N1	01-DEC-2006 06:55:11	Bright	32.000	32	77Eps UMa	1.7630	11000.	64	24852	No
96	GOM_NL__2PRFIN20061201_065715_000000332053_00249_24852_1501.N1	01-DEC-2006 06:57:15	Bright	32.500	39	85Eta UMa	1.8540	24000.	65	24852	No
97	GOM_NL__2PRFIN20061201_070009_000000292053_00249_24852_1502.N1	01-DEC-2006 07:00:09	Bright	29.000	180	27Gam Boo	3.0400	8000.0	58	24852	No
98	GOM_NL__2PRFIN20061201_070541_000000292053_00249_24852_1503.N1	01-DEC-2006 07:05:41	Bright	28.500	3	16Alp Boo	-0.050000	4250.0	57	24852	No
99	GOM_NL__2PRFIN20061201_070916_000000342053_00249_24852_1504.N1	01-DEC-2006 07:09:16	Bright	34.000	138	47Eps Vir	2.8280	4700.0	68	24852	No
100	GOM_NL__2PRFIN20061201_071503_000000332053_00249_24852_1505.N1	01-DEC-2006 07:15:03	Bright	33.000	15	67Alp Vir	0.97600	28000.	66	24852	No
101	GOM_NL__2PRFIN20061201_071822_000000382053_00249_24852_1506.N1	01-DEC-2006 07:18:22	Twilight	37.500	163	7Del Crv	2.9450	11000.	75	24852	No

102	GOM_NL__2PRFIN20061201_071959_000000422053_00249_24852_1507.N1	01-DEC-2006 07:19:59	Twilight	42.000	106	9Bet Crv	2.6480	5600.0	84	24852	No
103	GOM_NL__2PRFIN20061201_072158_000000332053_00249_24852_1508.N1	01-DEC-2006 07:21:58	Dark	32.500	123	lot Cen	2.7500	10200.	65	24852	No
104	GOM_NL__2PRFIN20061201_072807_000000402053_00249_24852_1509.N1	01-DEC-2006 07:28:07	Dark	39.500	26	Gam Cru	1.6240	2900.0	79	24852	No
105	GOM_NL__2PRFIN20061201_073021_000000372053_00250_24853_1485.N1	01-DEC-2006 07:30:21	Dark	37.000	113	Mu Vel	2.6920	5000.0	74	24853	No
106	GOM_NL__2PRFIN20061201_073217_000000312053_00250_24853_1486.N1	01-DEC-2006 07:32:17	Dark	31.000	124	The Car	2.7640	30000.	62	24853	No
107	GOM_NL__2PRFIN20061201_073504_000000342053_00250_24853_1487.N1	01-DEC-2006 07:35:04	Dark	33.500	29	Bet Car	1.6720	10200.	67	24853	No
108	GOM_NL__2PRFIN20061201_073658_000000372053_00250_24853_1488.N1	01-DEC-2006 07:36:58	Dark	36.500	41	Eps Car	1.8600	4100.0	73	24853	No
109	GOM_NL__2PRFIN20061201_074219_000000422053_00250_24853_1489.N1	01-DEC-2006 07:42:19	Dark	42.000	2	Alp Car	-0.73600	7000.0	84	24853	No
110	GOM_NL__2PRFIN20061201_075631_000000352053_00250_24853_1490.N1	01-DEC-2006 07:56:31	Straylight	34.500	165	34Gam Eri	2.9500	3200.0	69	24853	No
111	GOM_NL__2PRFIN20061201_080152_000000372053_00250_24853_1491.N1	01-DEC-2006 08:01:52	Tw_i_and_stray	37.000	94	92Alp Cet	2.5260	3100.0	74	24853	No
112	GOM_NL__2PRFIN20061201_080740_000000322053_00250_24853_1492.N1	01-DEC-2006 08:07:40	Bright	31.500	146	25Eta Tau	2.8730	15200.	63	24853	No
113	GOM_NL__2PRFIN20061201_081003_000000312053_00250_24853_1493.N1	01-DEC-2006 08:10:03	Bright	31.000	150	44Zet Per	2.8900	28000.	62	24853	No
114	GOM_NL__2PRFIN20061201_081217_000000312053_00250_24853_1494.N1	01-DEC-2006 08:12:17	Bright	30.500	79	26Bet Per	2.3100	13100.	61	24853	No
115	GOM_NL__2PRFIN20061201_081430_000000302053_00250_24853_1495.N1	01-DEC-2006 08:14:30	Bright	29.500	175	39Del Per	3.0100	19400.	59	24853	No
116	GOM_NL__2PRFIN20061201_081550_000000312053_00250_24853_1496.N1	01-DEC-2006 08:15:50	Bright	31.000	160	23Gam Per	2.9300	4700.0	62	24853	No
117	GOM_NL__2PRFIN20061201_082553_000000302053_00250_24853_1497.N1	01-DEC-2006 08:25:53	Bright	30.000	49	1Alp UMi	1.9900	6300.0	60	24853	No
118	GOM_NL__2PRFIN20061201_083033_000000312053_00250_24853_1498.N1	01-DEC-2006 08:30:33	Bright	31.000	60	7Bet UMi	2.0810	3950.0	62	24853	No
119	GOM_NL__2PRFIN20061201_083547_000000302053_00250_24853_1499.N1	01-DEC-2006 08:35:47	Bright	29.500	32	77Eps UMa	1.7630	11000.	59	24853	No
120	GOM_NL__2PRFIN20061201_083751_000000302053_00250_24853_1500.N1	01-DEC-2006 08:37:51	Bright	29.500	39	85Eta UMa	1.8540	24000.	59	24853	No
121	GOM_NL__2PRFIN20061201_084617_000000282053_00250_24853_1501.N1	01-DEC-2006 08:46:17	Bright	27.500	3	16Alp Boo	-0.050000	4250.0	55	24853	No
122	GOM_NL__2PRFIN20061201_084953_000000402053_00250_24853_1502.N1	01-DEC-2006 08:49:53	Bright	39.500	138	47Eps Vir	2.8280	4700.0	79	24853	No
123	GOM_NL__2PRFIN20061201_085539_000000332053_00250_24853_1503.N1	01-DEC-2006 08:55:39	Bright	32.500	15	67Alp Vir	0.97600	28000.	65	24853	No
124	GOM_NL__2PRFIN20061201_085858_000000372053_00250_24853_1504.N1	01-DEC-2006 08:58:58	Tw_i_and_stray	36.500	163	7Del Crv	2.9450	11000.	73	24853	No
125	GOM_NL__2PRFIN20061201_090036_000000402053_00250_24853_1505.N1	01-DEC-2006 09:00:36	Twilight	39.500	106	9Bet Crv	2.6480	5600.0	79	24853	No
126	GOM_NL__2PRFIN20061201_090234_000000312053_00250_24853_1506.N1	01-DEC-2006 09:02:34	Dark	31.000	123	lot Cen	2.7500	10200.	62	24853	No
127	GOM_NL__2PRFIN20061201_090844_000000372053_00250_24853_1507.N1	01-DEC-2006 09:08:44	Dark	37.000	26	Gam Cru	1.6240	2900.0	74	24853	No
128	GOM_NL__2PRFIN20061201_091057_000000382053_00251_24854_1484.N1	01-DEC-2006 09:10:57	Dark	38.000	113	Mu Vel	2.6920	5000.0	76	24854	No
129	GOM_NL__2PRFIN20061201_091254_000000332053_00251_24854_1485.N1	01-DEC-2006 09:12:54	Dark	32.500	124	The Car	2.7640	30000.	65	24854	No
130	GOM_NL__2PRFIN20061201_091540_000000332053_00251_24854_1486.N1	01-DEC-2006 09:15:40	Dark	33.000	29	Bet Car	1.6720	10200.	66	24854	No
131	GOM_NL__2PRFIN20061201_091734_000000392053_00251_24854_1487.N1	01-DEC-2006 09:17:34	Dark	38.500	41	Eps Car	1.8600	4100.0	77	24854	No
132	GOM_NL__2PRFIN20061201_092256_000000432053_00251_24854_1488.N1	01-DEC-2006 09:22:56	Dark	43.000	2	Alp Car	-0.73600	7000.0	86	24854	No
133	GOM_NL__2PRFIN20061201_093707_000000372053_00251_24854_1489.N1	01-DEC-2006 09:37:07	Straylight	36.500	165	34Gam Eri	2.9500	3200.0	73	24854	No
134	GOM_NL__2PRFIN20061201_094229_000000372053_00251_24854_1490.N1	01-DEC-2006 09:42:29	Tw_i_and_stray	37.000	94	92Alp Cet	2.5260	3100.0	74	24854	No
135	GOM_NL__2PRFIN20061201_094816_000000302053_00251_24854_1491.N1	01-DEC-2006 09:48:16	Bright	30.000	146	25Eta Tau	2.8730	15200.	60	24854	No
136	GOM_NL__2PRFIN20061201_095038_000000322053_00251_24854_1492.N1	01-DEC-2006 09:50:38	Bright	32.000	150	44Zet Per	2.8900	28000.	64	24854	No
137	GOM_NL__2PRFIN20061201_095253_000000302053_00251_24854_1493.N1	01-DEC-2006 09:52:53	Bright	30.000	79	26Bet Per	2.3100	13100.	60	24854	No
138	GOM_NL__2PRFIN20061201_095505_000000302053_00251_24854_1494.N1	01-DEC-2006 09:55:05	Bright	29.500	175	39Del Per	3.0100	19400.	59	24854	No
139	GOM_NL__2PRFIN20061201_095625_000000302053_00251_24854_1495.N1	01-DEC-2006 09:56:25	Bright	30.000	160	23Gam Per	2.9300	4700.0	60	24854	No
140	GOM_NL__2PRFIN20061201_100629_000000302053_00251_24854_1496.N1	01-DEC-2006 10:06:29	Bright	30.000	49	1Alp UMi	1.9900	6300.0	60	24854	No
141	GOM_NL__2PRFIN20061201_101109_000000322053_00251_24854_1497.N1	01-DEC-2006 10:11:09	Bright	32.000	60	7Bet UMi	2.0810	3950.0	64	24854	No
142	GOM_NL__2PRFIN20061201_101622_000000332053_00251_24854_1498.N1	01-DEC-2006 10:16:22	Bright	32.500	32	77Eps UMa	1.7630	11000.	65	24854	No
143	GOM_NL__2PRFIN20061201_101826_000000322053_00251_24854_1499.N1	01-DEC-2006 10:18:26	Bright	31.500	39	85Eta UMa	1.8540	24000.	63	24854	No
144	GOM_NL__2PRFIN20061201_102121_000000282053_00251_24854_1500.N1	01-DEC-2006 10:21:21	Bright	27.500	180	27Gam Boo	3.0400	8000.0	55	24854	No
145	GOM_NL__2PRFIN20061201_102653_000000282053_00251_24854_1501.N1	01-DEC-2006 10:26:53	Bright	28.000	3	16Alp Boo	-0.050000	4250.0	56	24854	No
146	GOM_NL__2PRFIN20061201_103029_000000342053_00251_24854_1502.N1	01-DEC-2006 10:30:29	Bright	34.000	138	47Eps Vir	2.8280	4700.0	68	24854	No
147	GOM_NL__2PRFIN20061201_103615_000000492053_00251_24854_1503.N1	01-DEC-2006 10:36:15	Bright	49.000	15	67Alp Vir	0.97600	28000.	98	24854	No
148	GOM_NL__2PRFIN20061201_103935_000000362053_00251_24854_1504.N1	01-DEC-2006 10:39:35	Tw_i_and_stray	36.000	163	7Del Crv	2.9450	11000.	72	24854	No
149	GOM_NL__2PRFIN20061201_104112_000000402053_00251_24854_1505.N1	01-DEC-2006 10:41:12	Twilight	39.500	106	9Bet Crv	2.6480	5600.0	79	24854	No
150	GOM_NL__2PRFIN20061201_104311_000000322053_00251_24854_1506.N1	01-DEC-2006 10:43:11	Dark	32.000	123	lot Cen	2.7500	10200.	64	24854	No
151	GOM_NL__2PRFIN20061201_104920_000000362053_00251_24854_1507.N1	01-DEC-2006 10:49:20	Dark	35.500	26	Gam Cru	1.6240	2900.0	71	24854	No
152	GOM_NL__2PRFIN20061201_105134_000000372053_00252_24855_1483.N1	01-DEC-2006 10:51:34	Dark	36.500	113	Mu Vel	2.6920	5000.0	73	24855	No
153	GOM_NL__2PRFIN20061201_105330_000000322053_00252_24855_1484.N1	01-DEC-2006 10:53:30	Dark	32.000	124	The Car	2.7640	30000.	64	24855	No
154	GOM_NL__2PRFIN20061201_105617_000000332053_00252_24855_1485.N1	01-DEC-2006 10:56:17	Dark	33.000	29	Bet Car	1.6720	10200.	66	24855	No
155	GOM_NL__2PRFIN20061201_105811_000000382053_00252_24855_1486.N1	01-DEC-2006 10:58:11	Dark	38.000	41	Eps Car	1.8600	4100.0	76	24855	No
156	GOM_NL__2PRFIN20061201_110332_000000452053_00252_24855_1487.N1	01-DEC-2006 11:03:32	Dark	44.500	2	Alp Car	-0.73600	7000.0	89	24855	No
157	GOM_NL__2PRFIN20061201_111743_000000412053_00252_24855_1488.N1	01-DEC-2006 11:17:43	Straylight	40.500	165	34Gam Eri	2.9500	3200.0	81	24855	No
158	GOM_NL__2PRFIN20061201_112304_000000372053_00252_24855_1489.N1	01-DEC-2006 11:23:04	Tw_i_and_stray	36.500	94	92Alp Cet	2.5260	3100.0	73	24855	No
159	GOM_NL__2PRFIN20061201_112852_000000312053_00252_24855_1490.N1	01-DEC-2006 11:28:52	Bright	31.000	146	25Eta Tau	2.8730	15200.	62	24855	No
160	GOM_NL__2PRFIN20061201_113113_000000322053_00252_24855_1491.N1	01-DEC-2006 11:31:13	Bright	32.000	150	44Zet Per	2.8900	28000.	64	24855	No





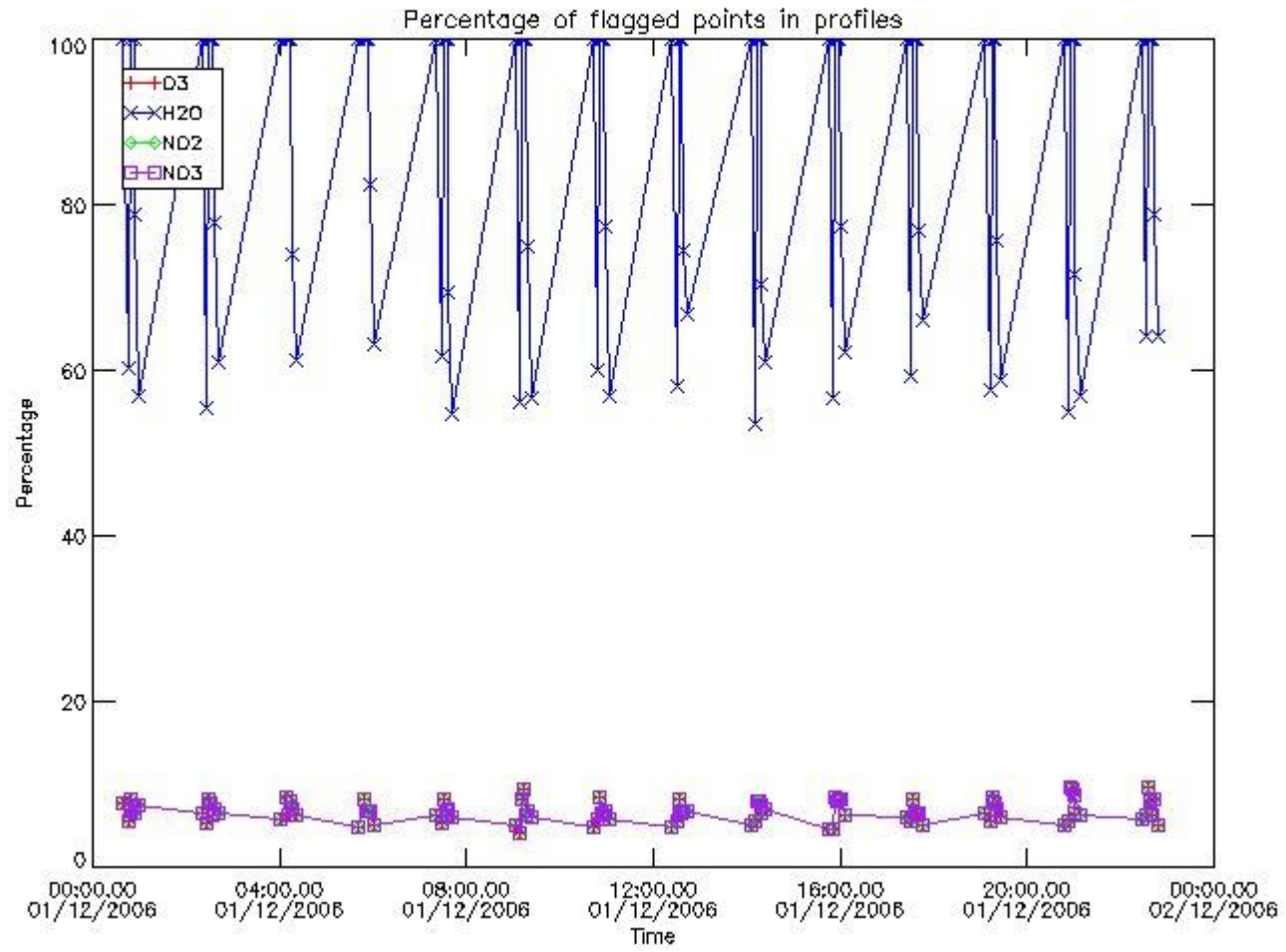




### 3. Quality information per product

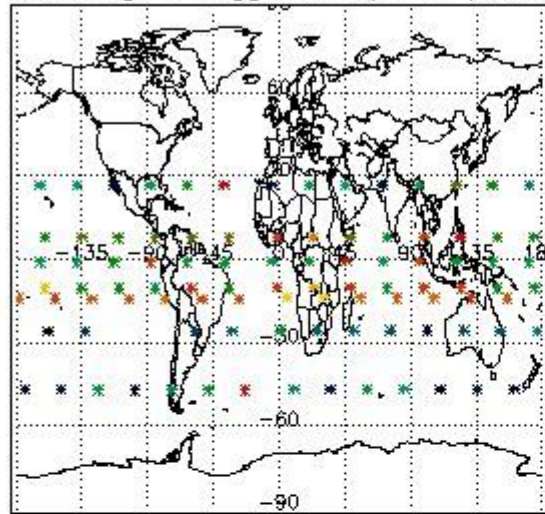
In this section it is plotted some information contained in the Quality Summary data set of the level 2 products. Only products in dark limb conditions and without errors (error flag in the MPH set to "0") are used.

#### 3.1 Plot quality information per product (time dependant)

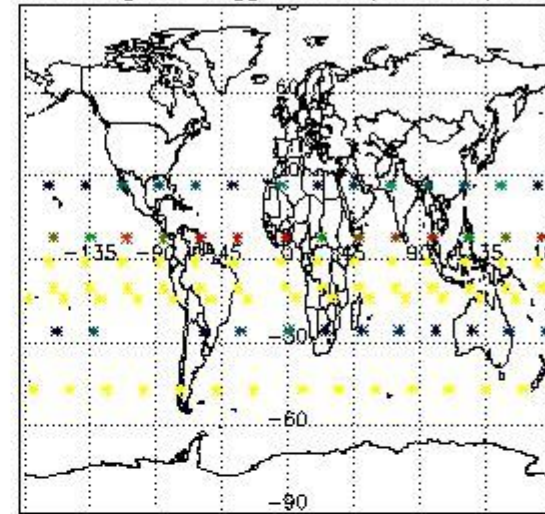


#### 3.2 Plot quality information per product (world map)

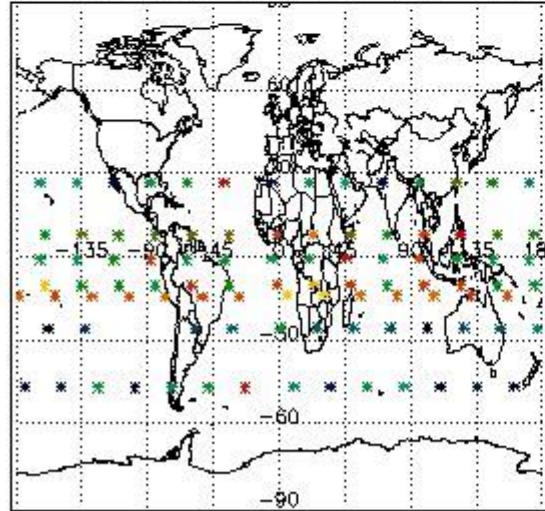
Percentage of flagged data per O3 profile



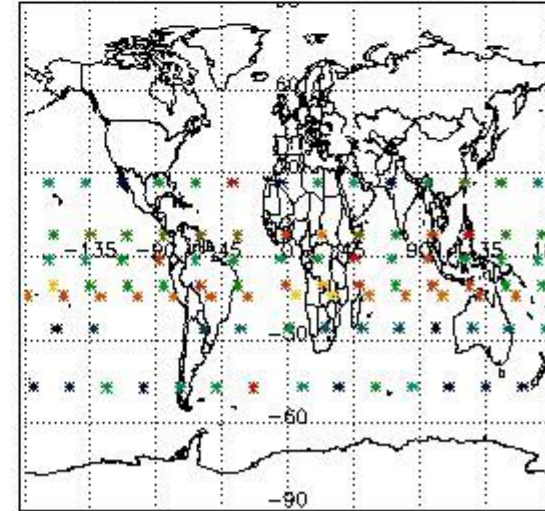
Percentage of flagged data per H2O profile



Percentage of flagged data per NO2 profile



Percentage of flagged data per NO3 profile

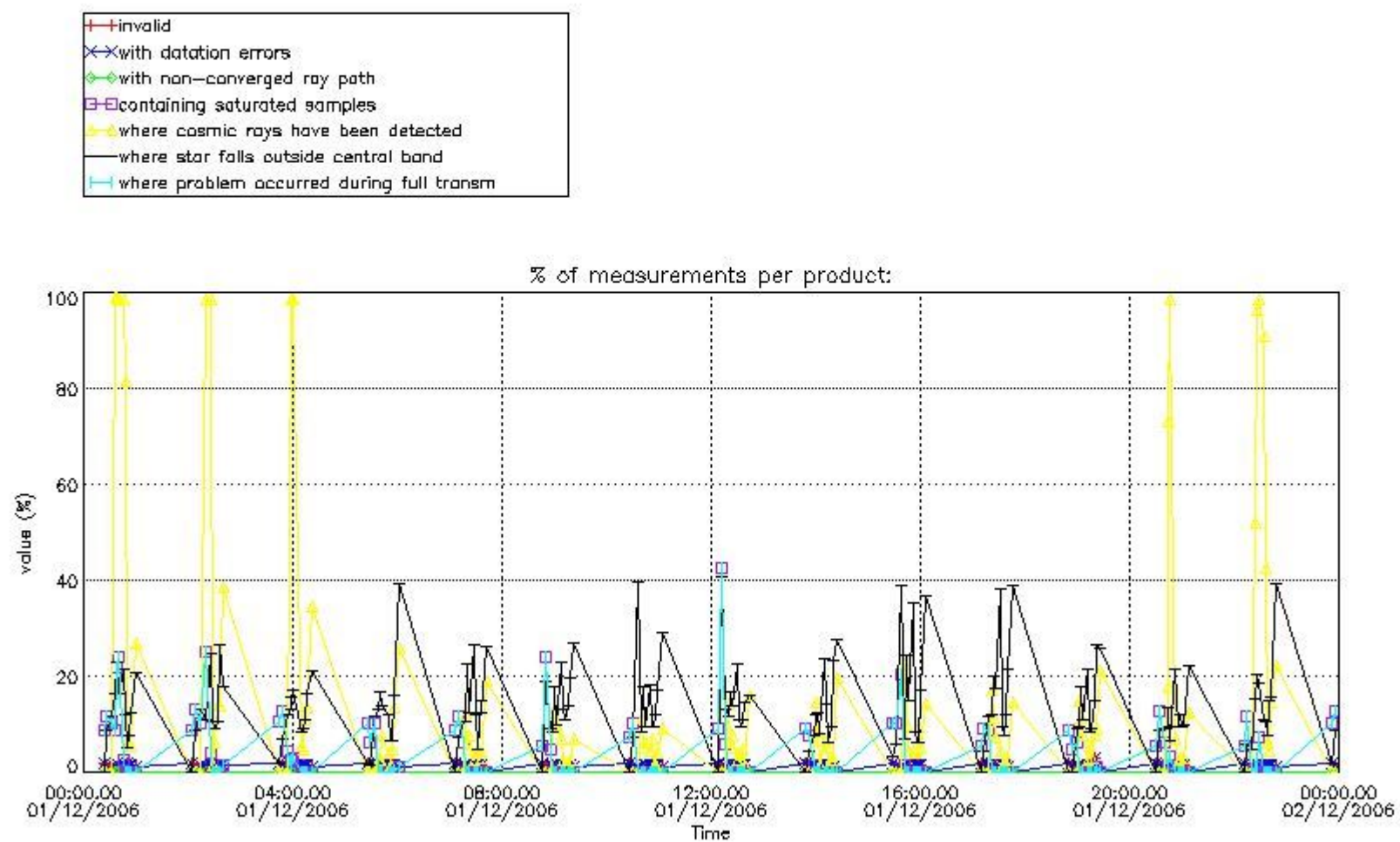


#### 4. Level 1 quality information per product

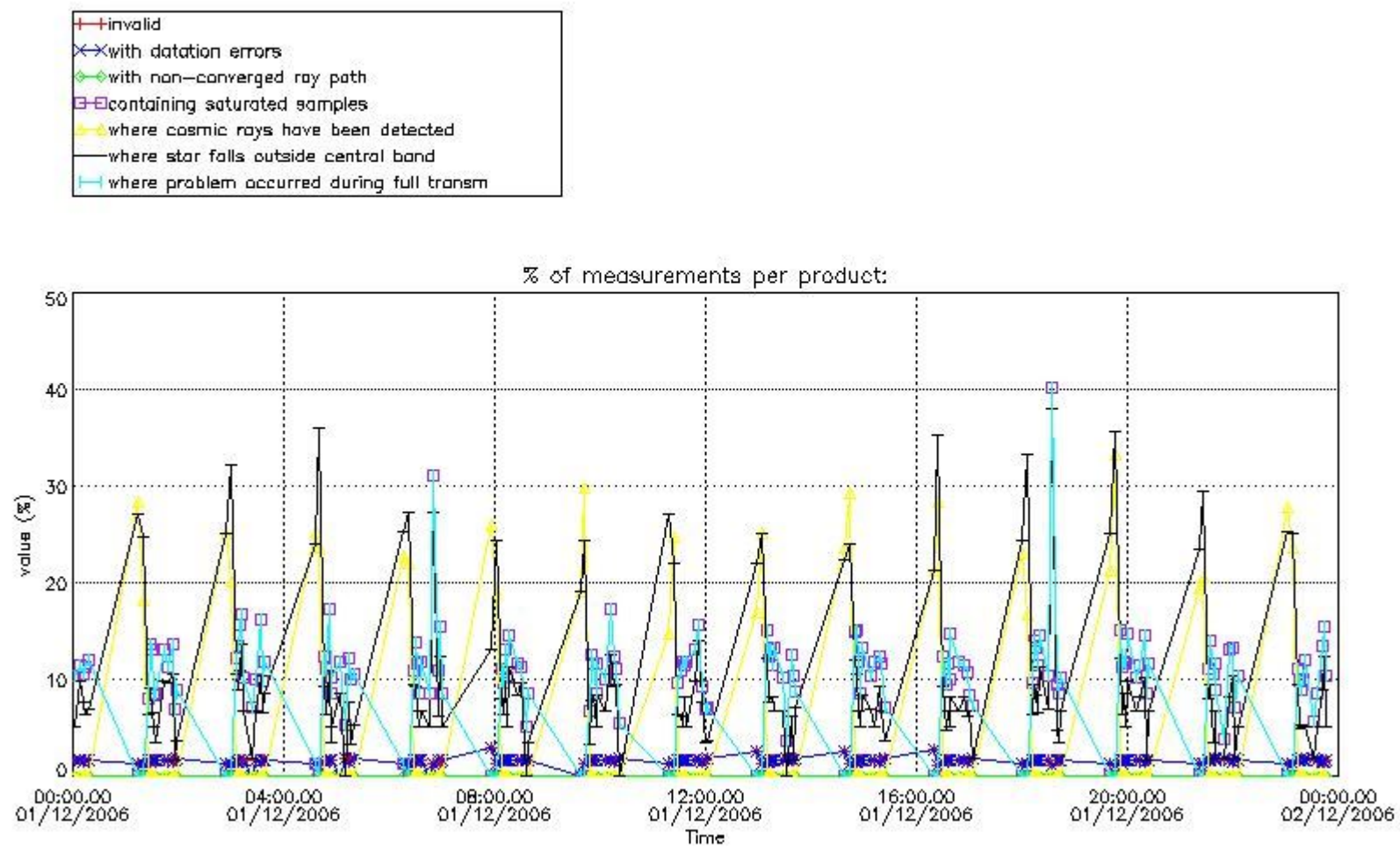
In this section it is plotted some information contained in the Quality Summary data set of the level 2 products that comes from the level 1b processing. Products without errors (error flag in the MPH set to "0") are used.

##### 4.1 Plot quality information per product (time dependant) coming from level 1b processing

###### 4.1.1 Plot level 1 quality information per product (time dependant): ENVISAT ASCENDING passes



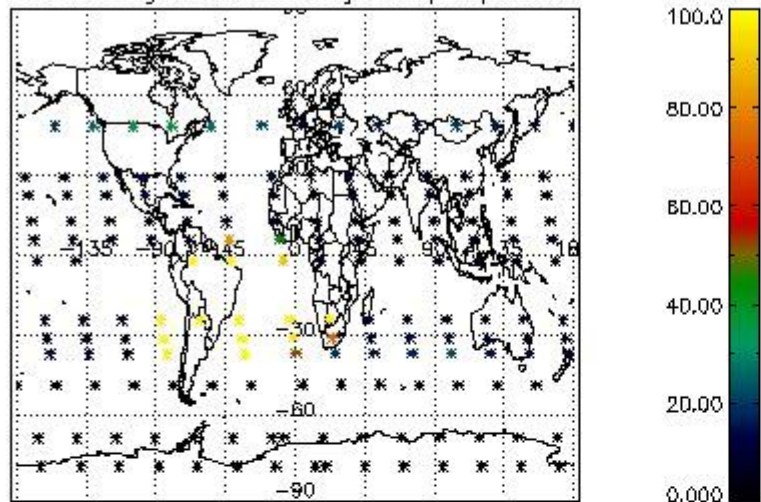
4.1.2 Plot level 1 quality information per product (time dependant): ENVISAT DESCENDING passes



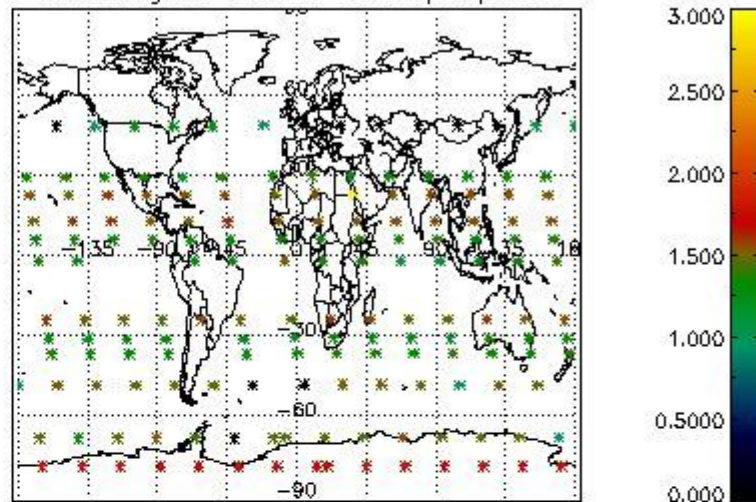
#### 4.2 Plot quality information per product coming from level 1b processing (world map)

##### 4.2.1 Plot level 1 quality information per product (world map): ENVISAT ASCENDING passes

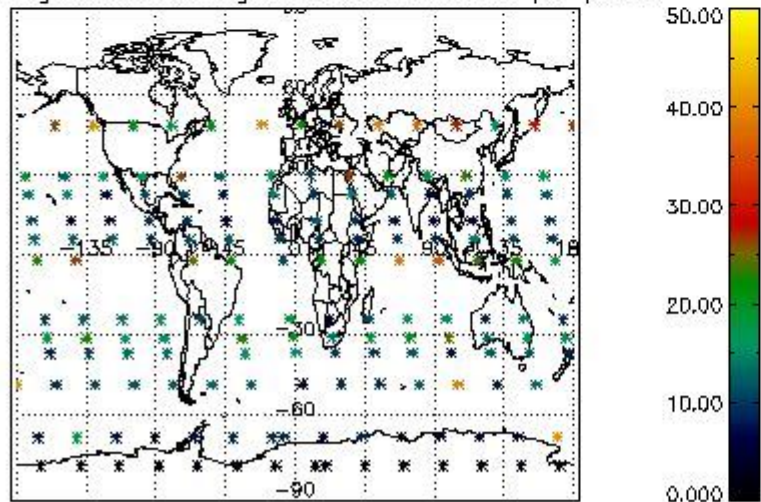
Percentage of cosmic ray hits per profile



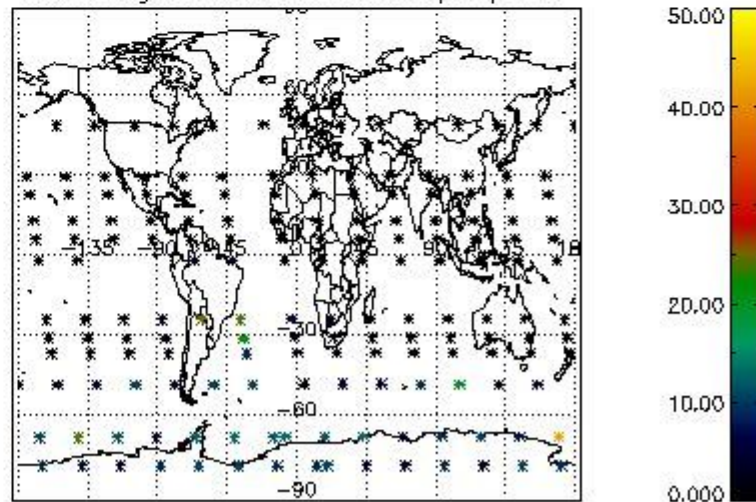
Percentage of datation errors per profile



Percentage of star falling outside central band per profile

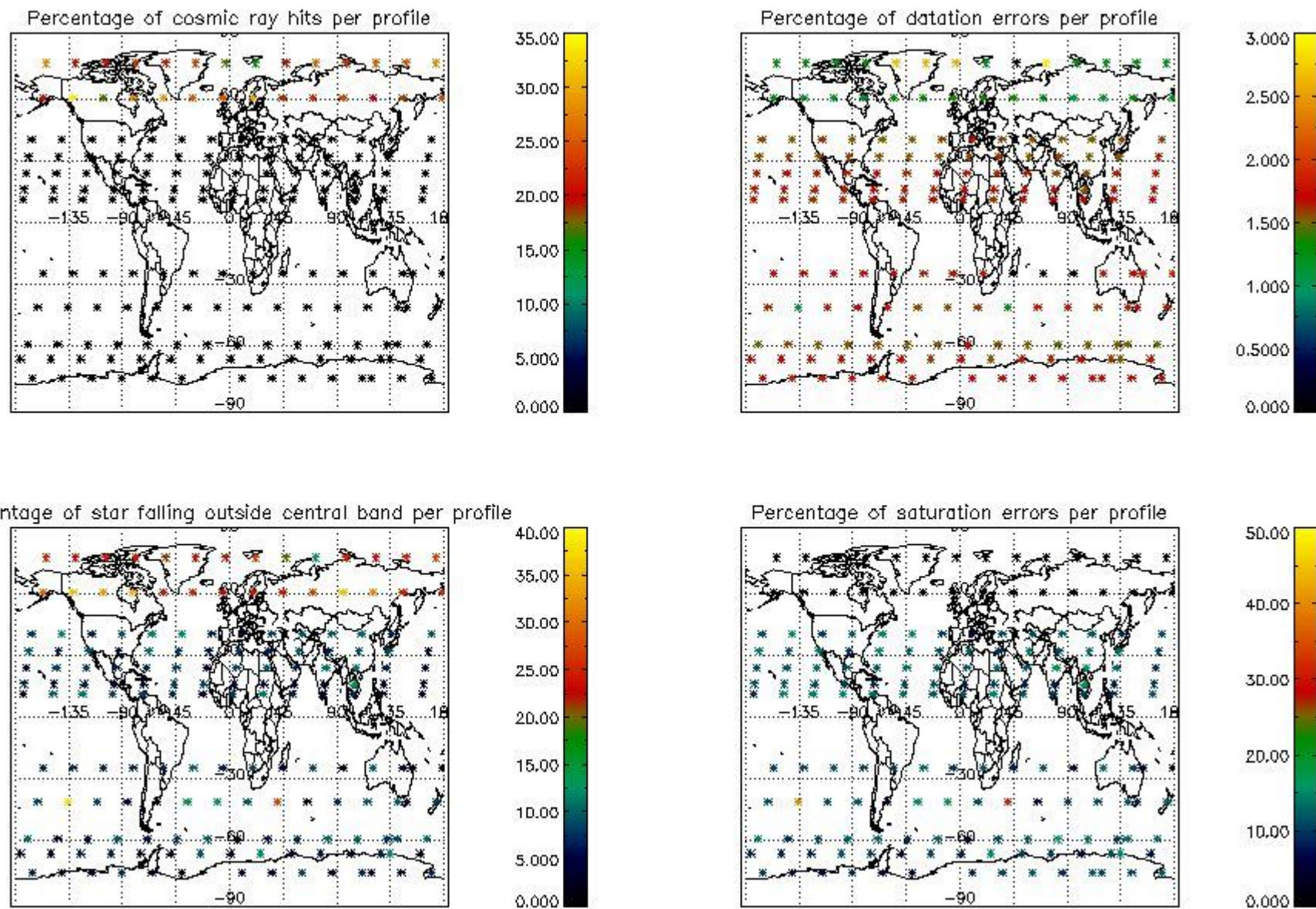


Percentage of saturation errors per profile



4.2.2 Plot level 1 quality information per product (world map): ENVISAT DESCENDING passes





## 5. Trace gas profiles

### 5.1 Ozone statistics based on quality of products

The final quality of the products can be "measured" using the STD (Standard Deviation) attached to every point profile. This information is written to the parameter GOM\_NL\_\_2P/NL\_LOCAL\_SPECIES\_DENSITY/o3\_std of the level 2 products. The table below shows the statistics for given STD ranges.

The statistics are given with respect to the overall valid production:

- Products without fatal errors: GOM\_NL\_\_2P/MPH/PRODUCT\_ERR=0
- Valid point profile: GOM\_NL\_\_2P/NL\_LOCAL\_SPECIES\_DENSITY/pcd(0)=0

The 'Criteria' is applied to valid points of dark limb products:

- Products in dark limb illumination condition: GOM\_NL\_\_2P/NL\_SUMMARY\_QUALITY/obs\_ill\_cond=0
- Products without fatal errors: GOM\_NL\_\_2P/MPH/PRODUCT\_ERR=0
- Valid point profile: GOM\_NL\_\_2P/NL\_LOCAL\_SPECIES\_DENSITY/pcd(0)=0

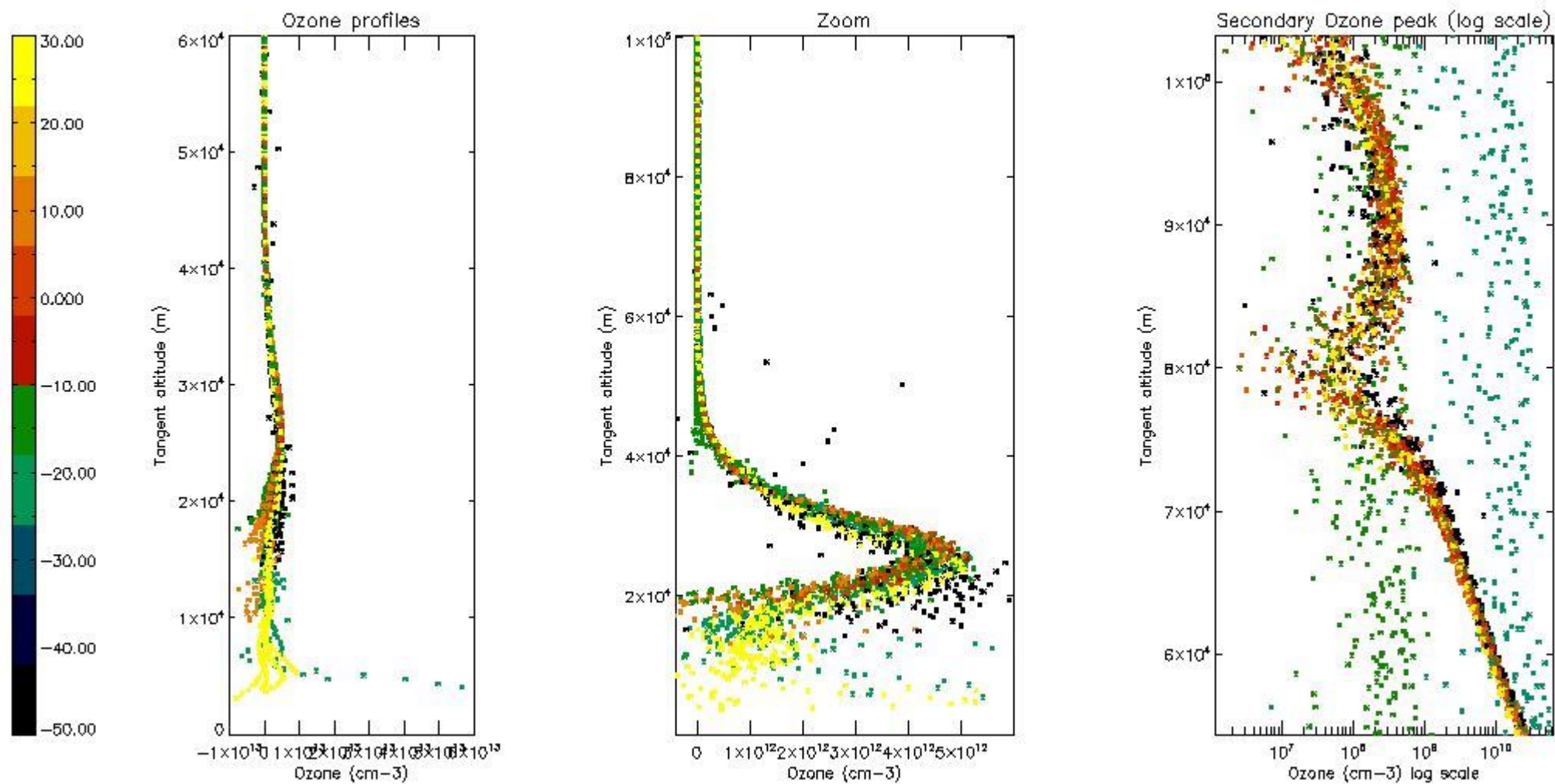
So, the table below shows the percentage of dark limb and valid observations for each criteria with respect to the overall valid daily observations.

Criteria	% of total production
All STD	31
STD < 20	18

STD < 10	14
STD < 5	6

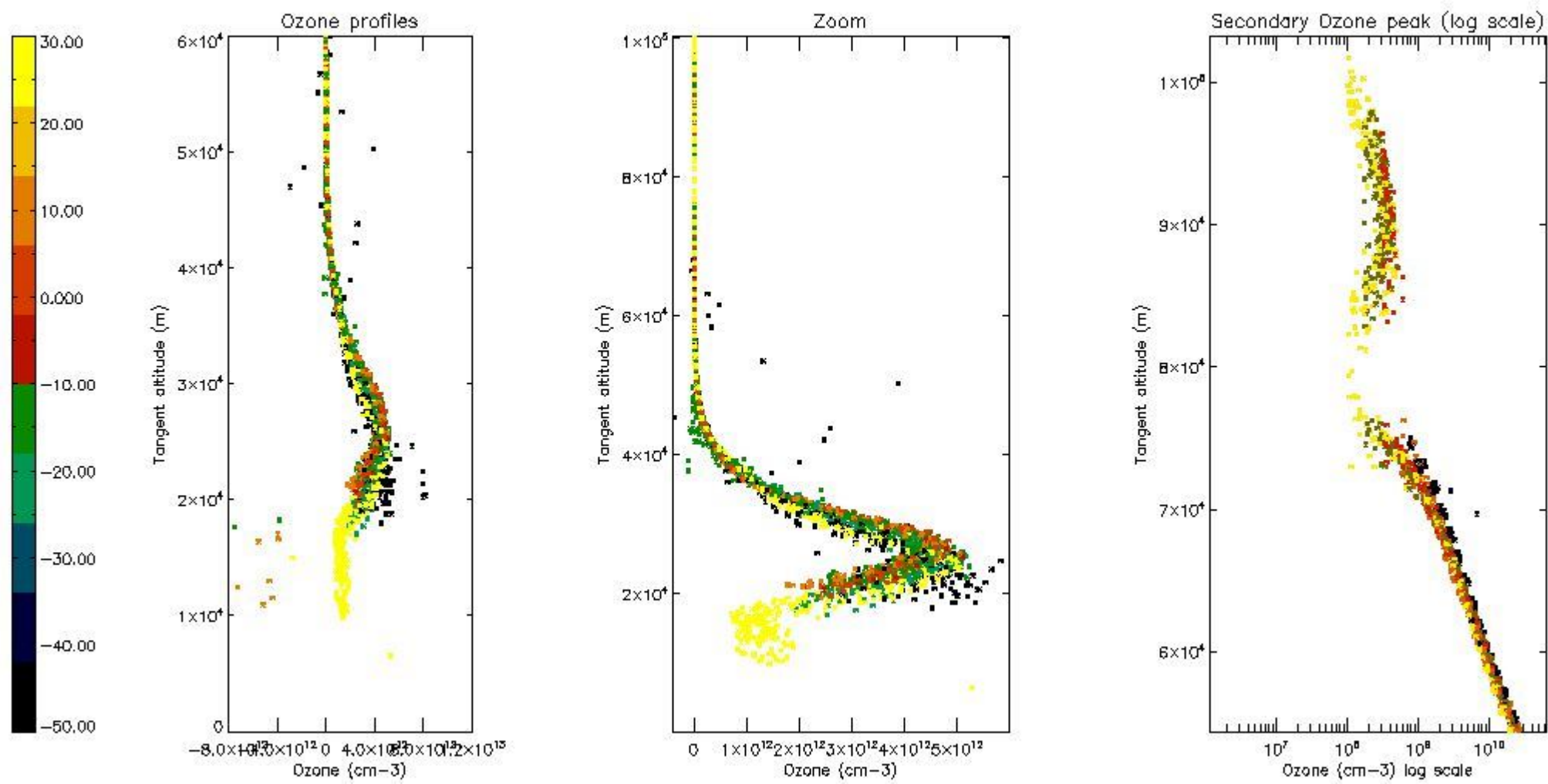
5.2 Plot ozone profiles for all STD (dark without errors)

The colorbar represents the latitude.



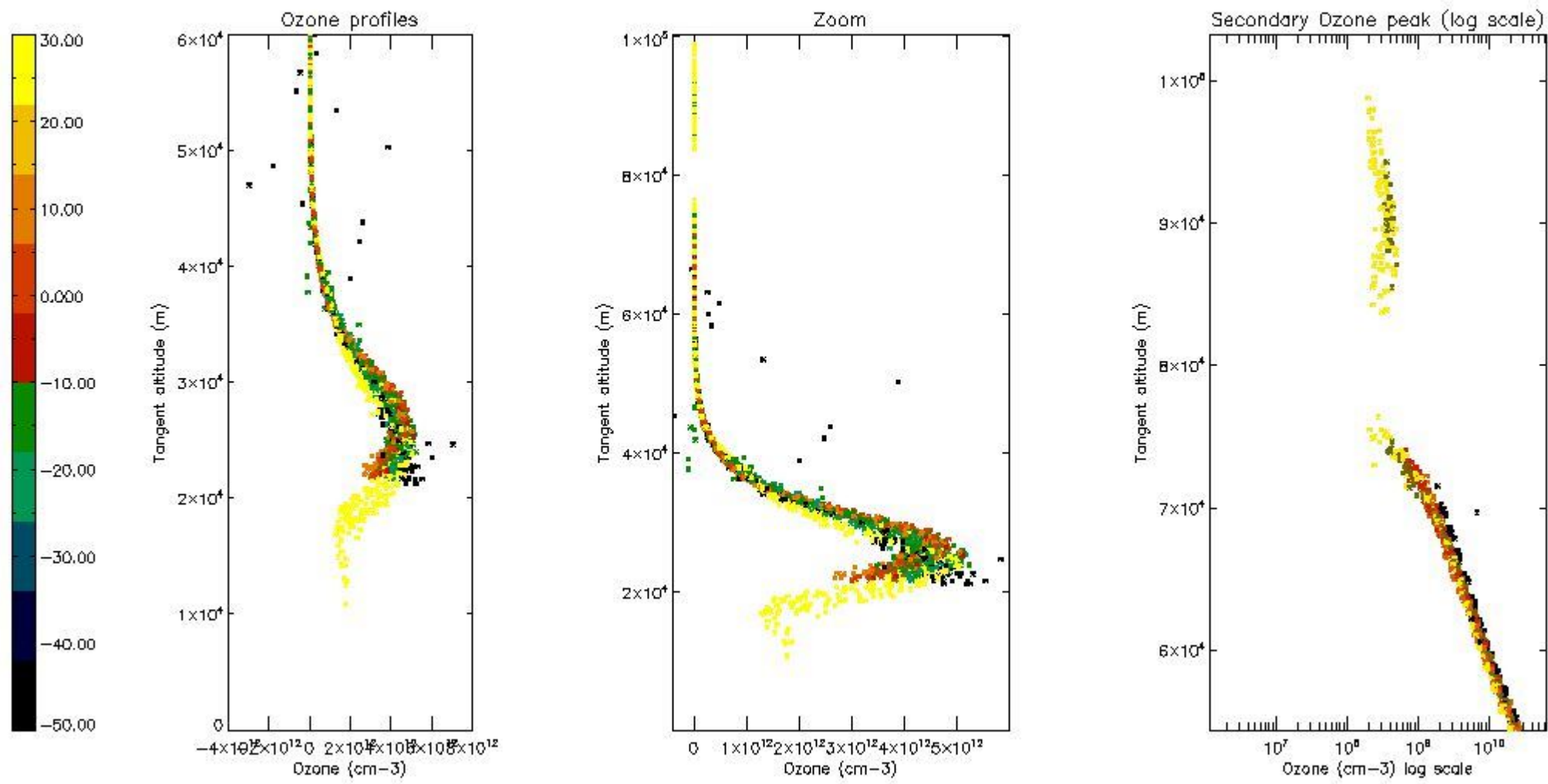
5.3 Plot ozone profiles where STD < 20% (dark without errors)

The colorbar represents the latitude.



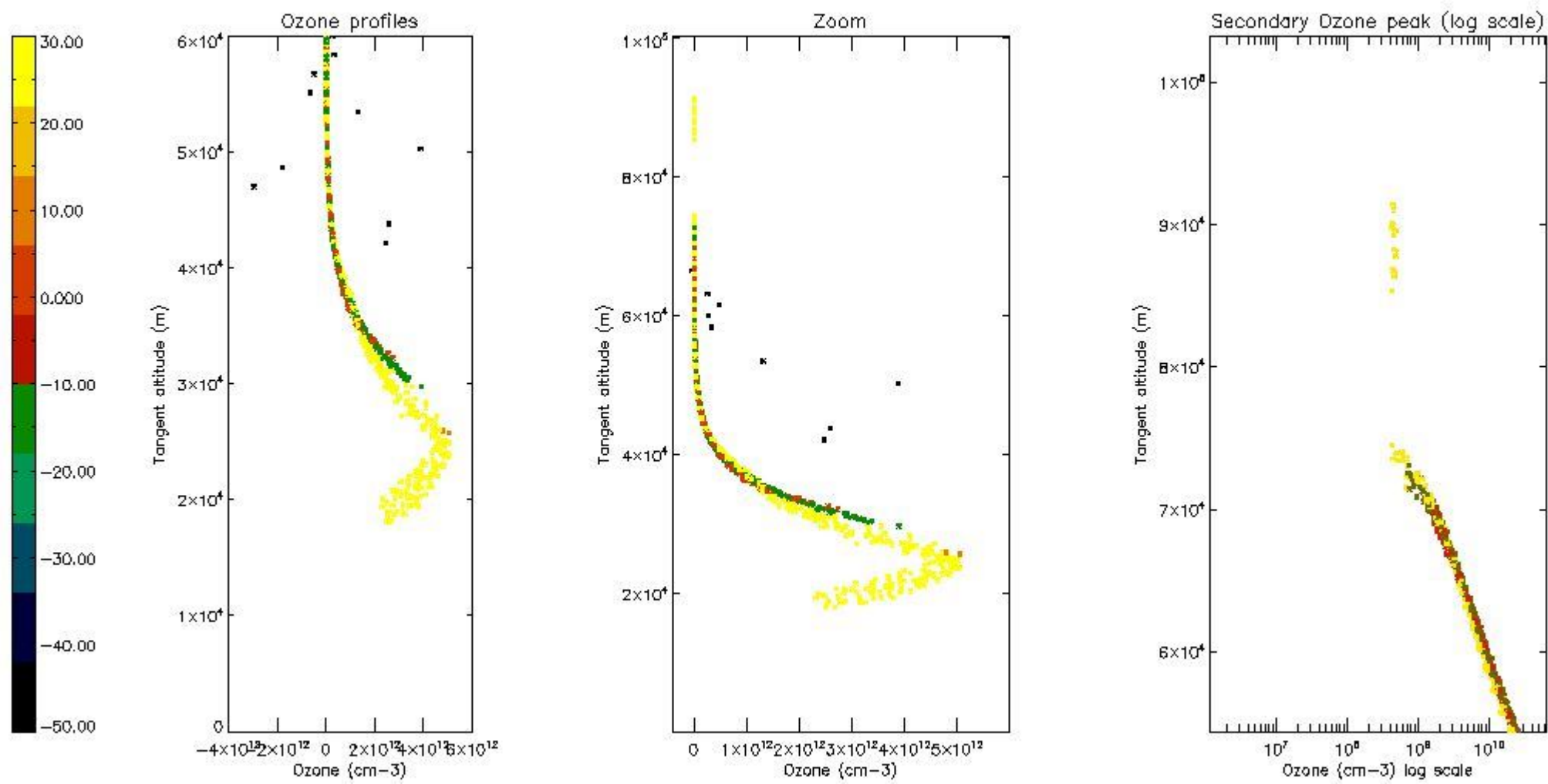
*5.4 Plot ozone profiles where STD < 10% (dark without errors)*

The colorbar represents the latitude.



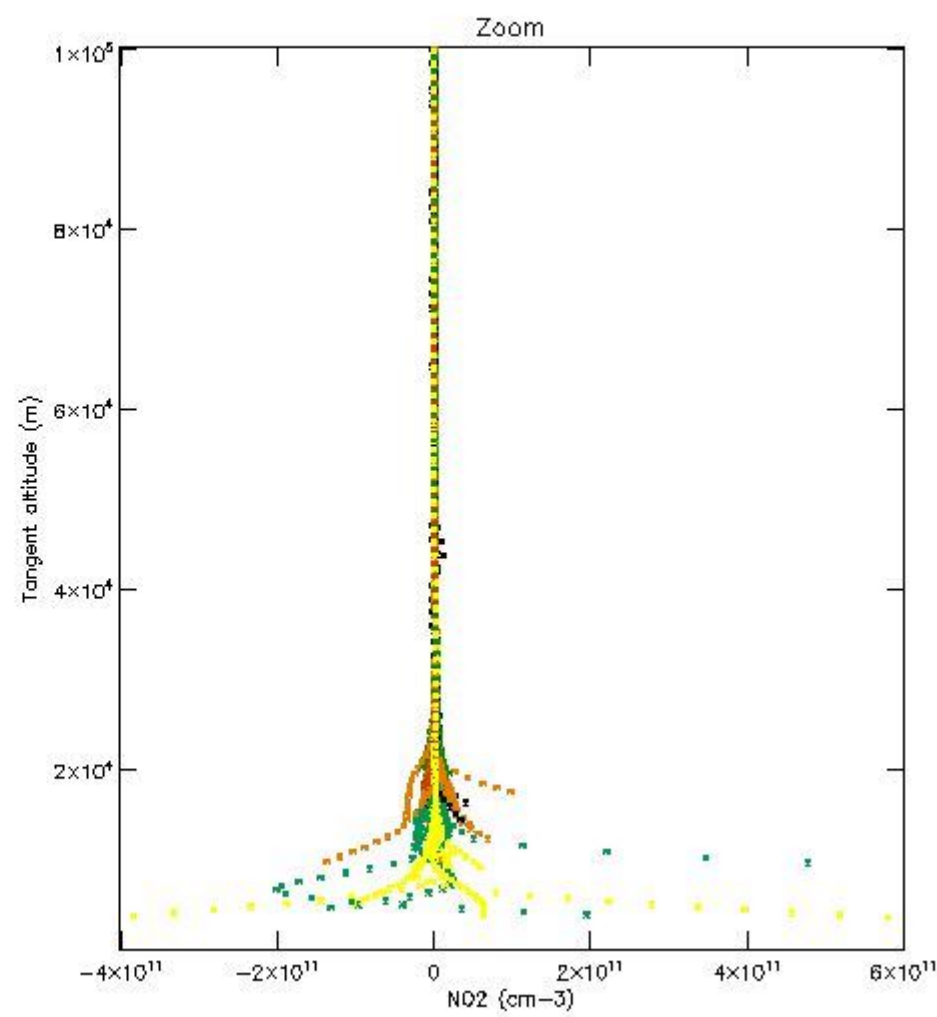
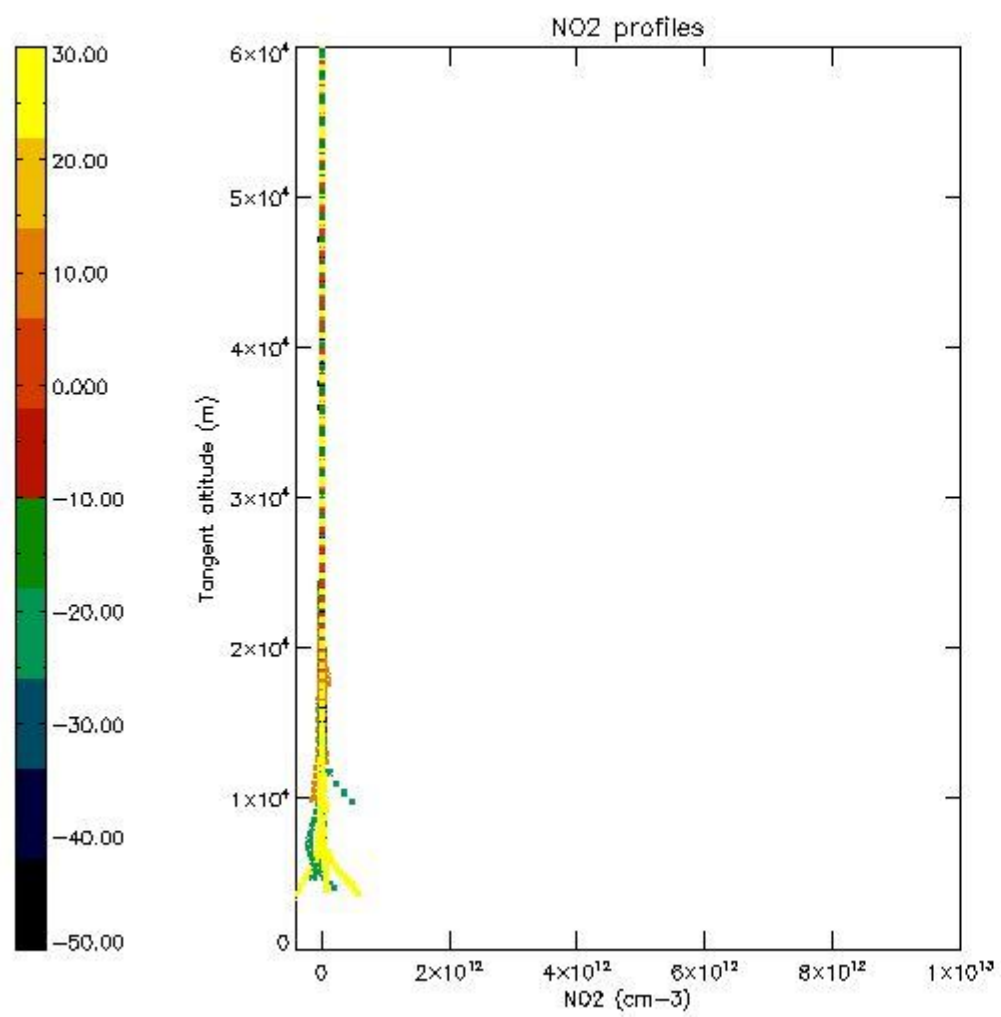
*5.5 Plot ozone profiles where STD < 5% (dark without errors)*

The colorbar represents the latitude.



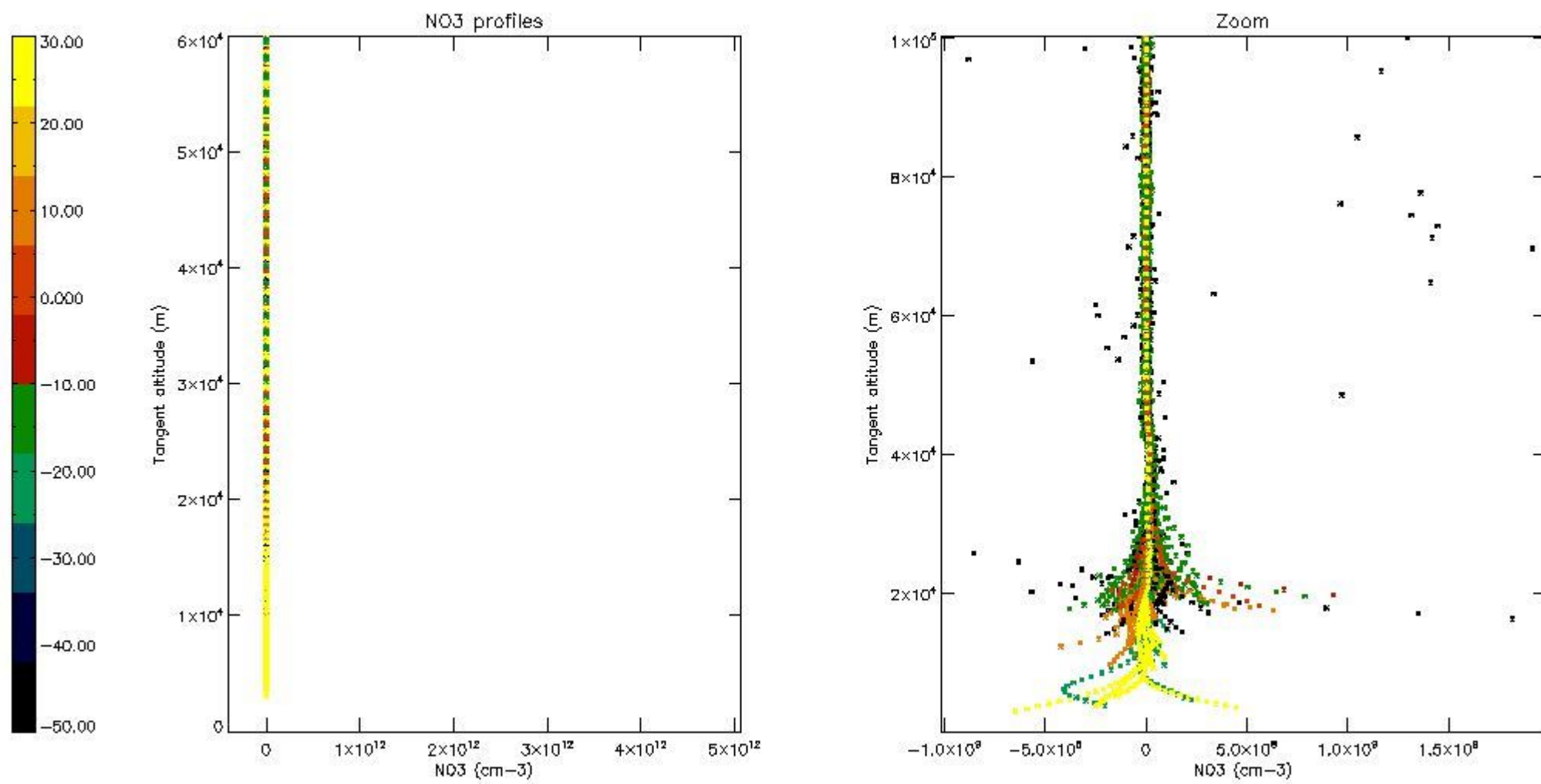
*5.6 Plot NO<sub>2</sub> profiles for all STD (dark without errors)*

The colorbar represents the latitude.



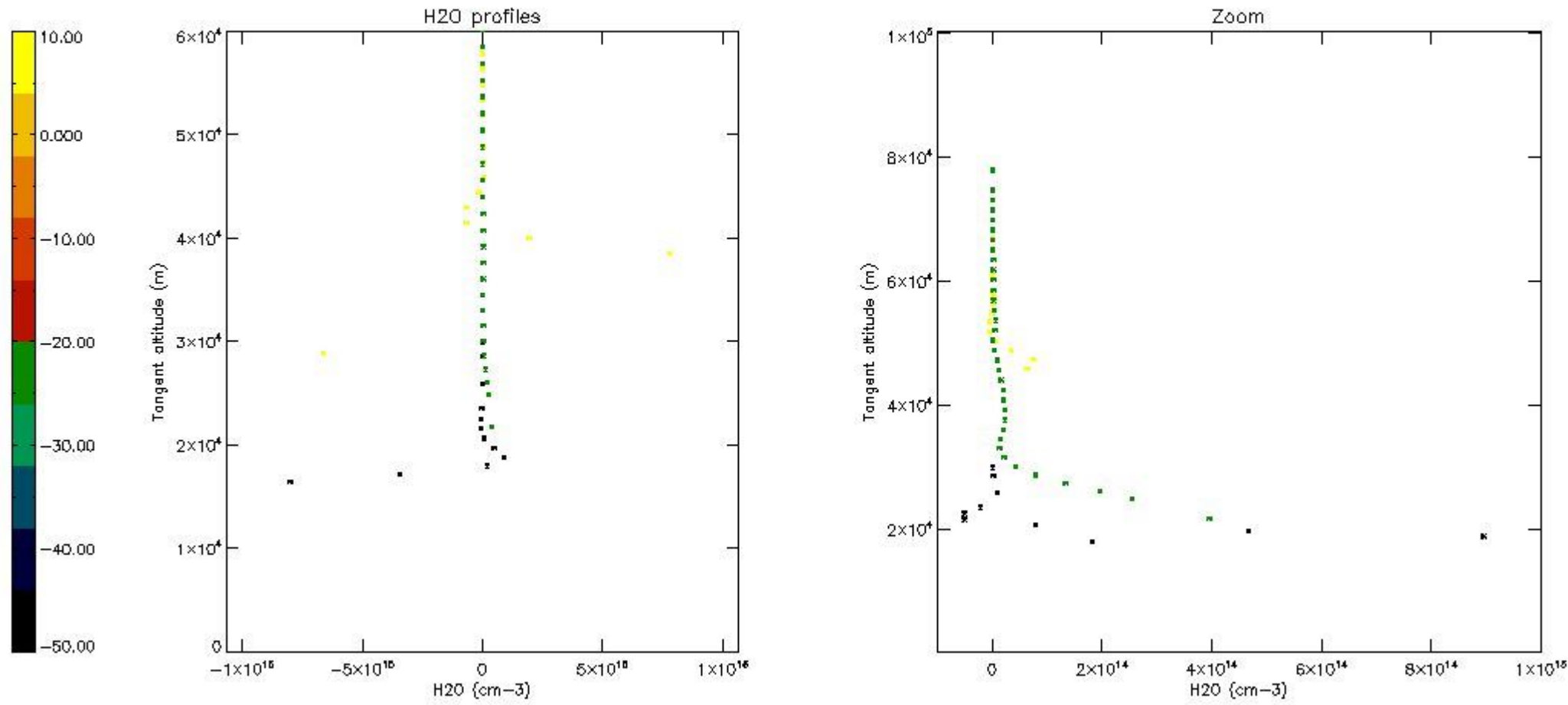
*5.7 Plot NO3 profiles for all STD (dark without errors)*

The colorbar represents the latitude.



*5.8 Plot H2O profiles for all STD (only for occultations of stars 1,2,3,4,13,14,16,26,63 dark without errors)*

The colorbar represents the latitude.

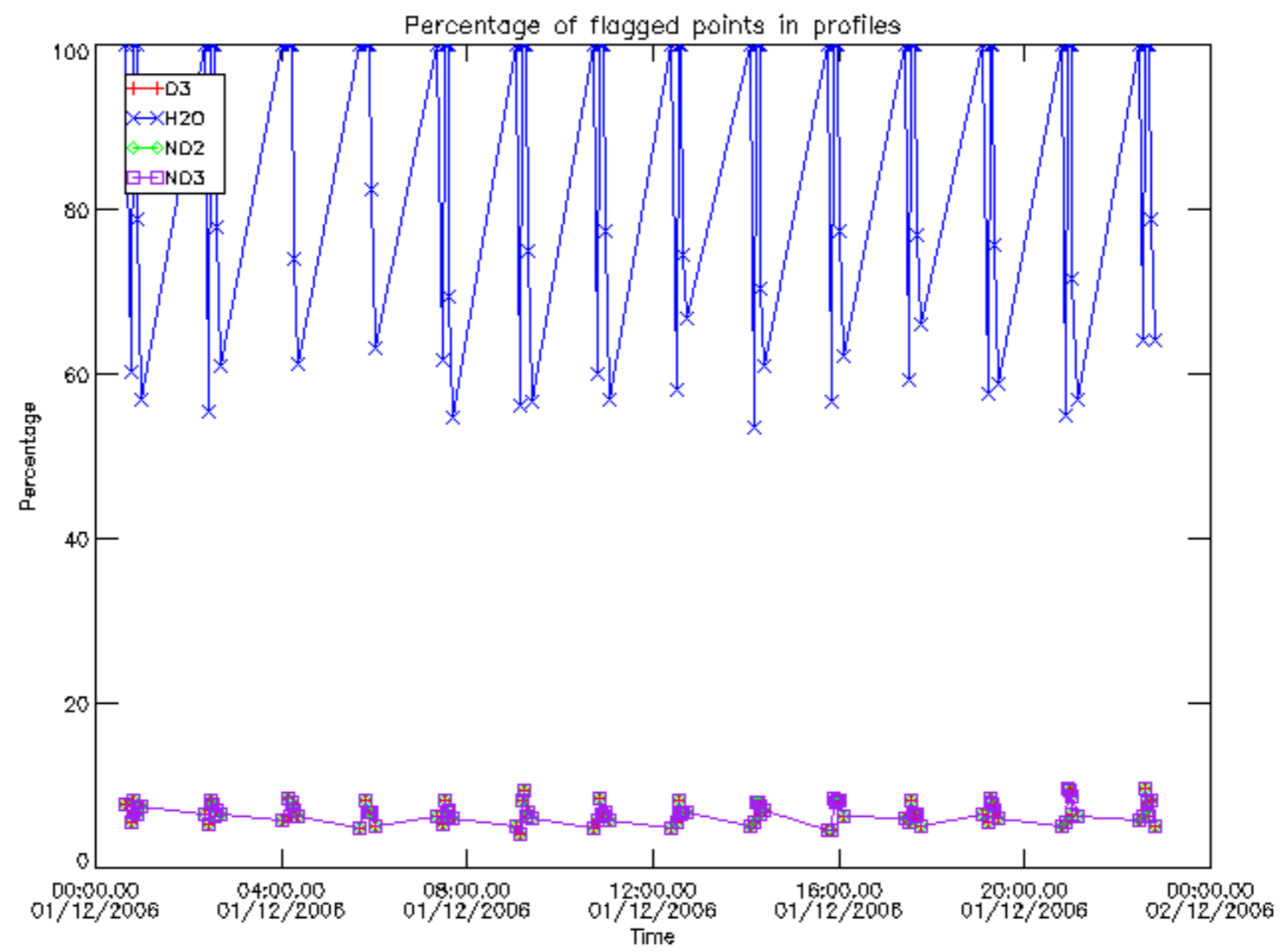


## 6. Auxiliary Data Files used for the production reported in section 2

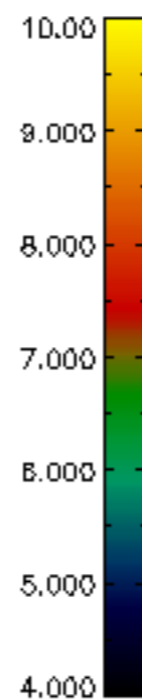
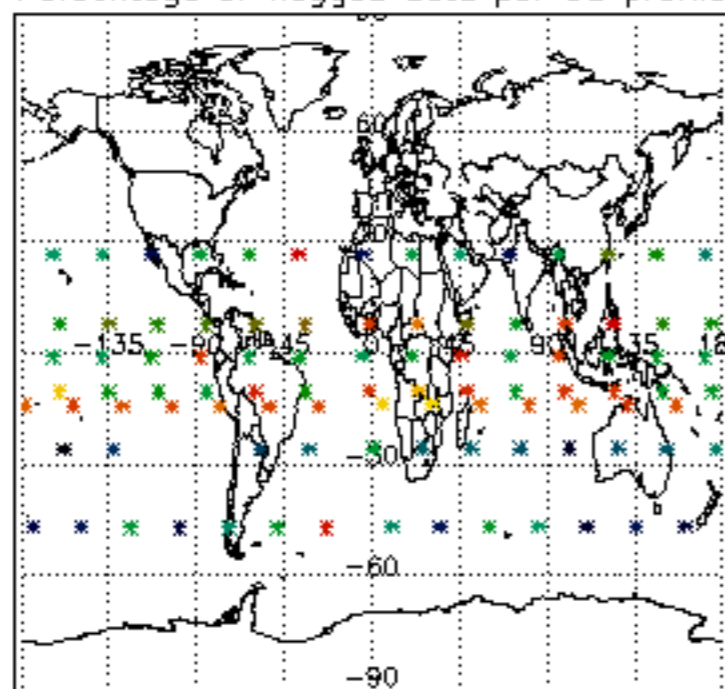
The number reported in the third column indicates since which file (see list in section 2) the corresponding auxiliary file has been used. The fourth column is the date of those product files.

Type	Auxiliary Filename	Used since product	Used since product date
INST_PHYS_CHARACTERISTICS	GOM_INS_AXVIEC20091111_143220_20030716_120000_20500101_000000	1	01-DEC-2006 00:02:53
LEVEL-2_PROC_CONFIG	GOM_PR2_AXVIEC20091111_152718_20020301_000000_20500101_000000	1	01-DEC-2006 00:02:53
CROSS_SECTIONS_FILE	GOM_CRS_AXVIEC20091111_154832_20020301_000000_20500101_000000	1	01-DEC-2006 00:02:53

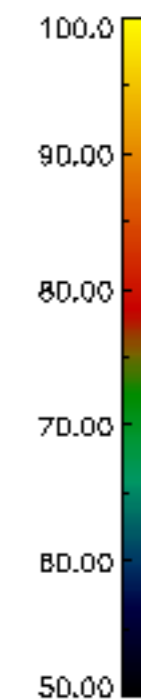
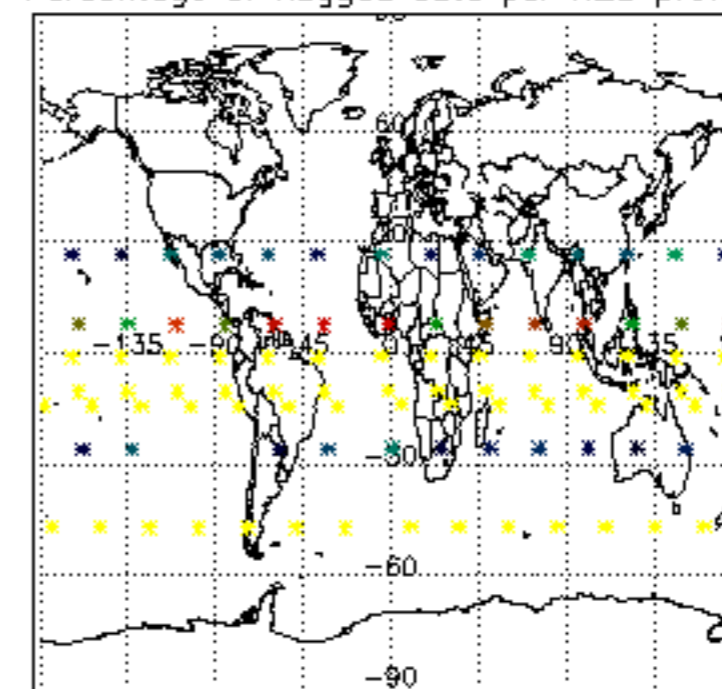




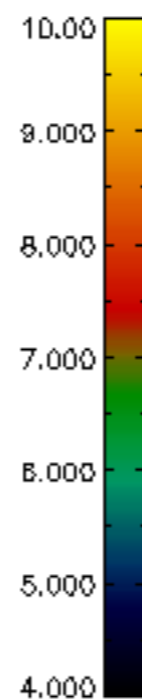
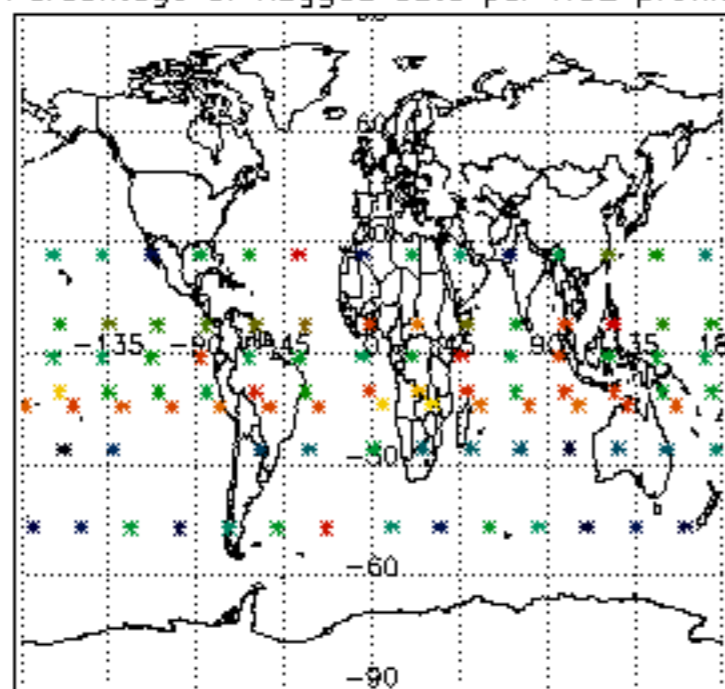
Percentage of flagged data per D3 profile



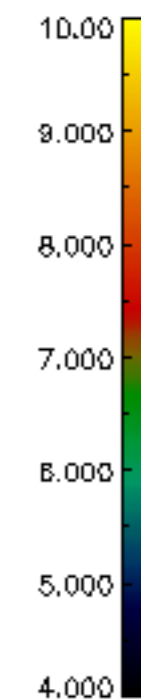
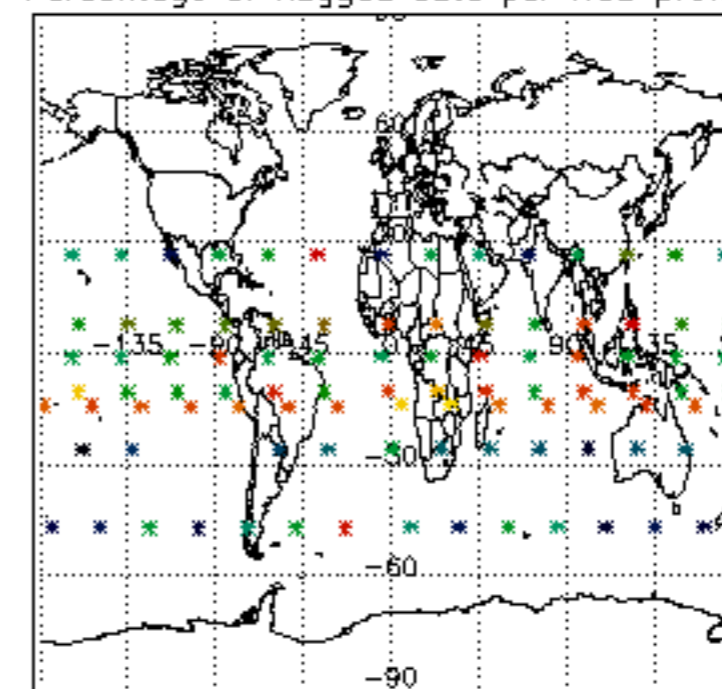
Percentage of flagged data per H2O profile

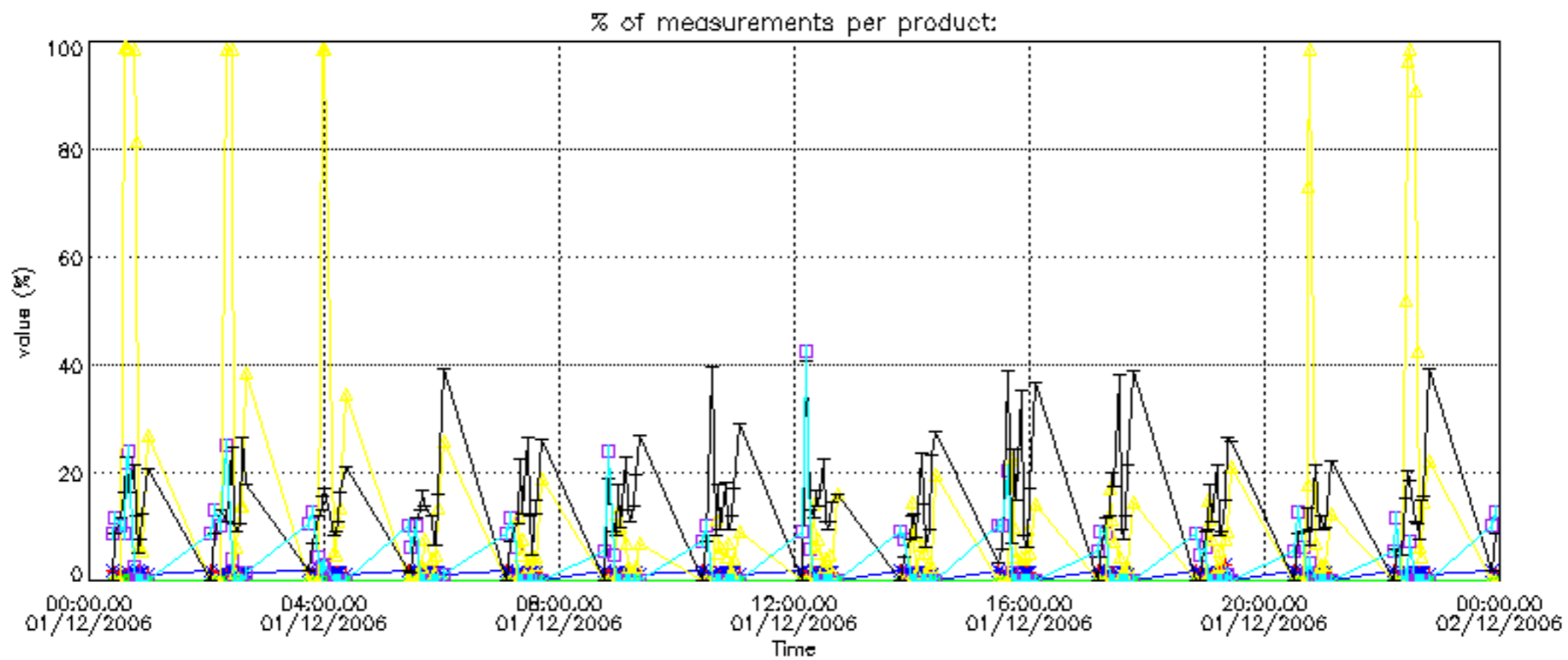


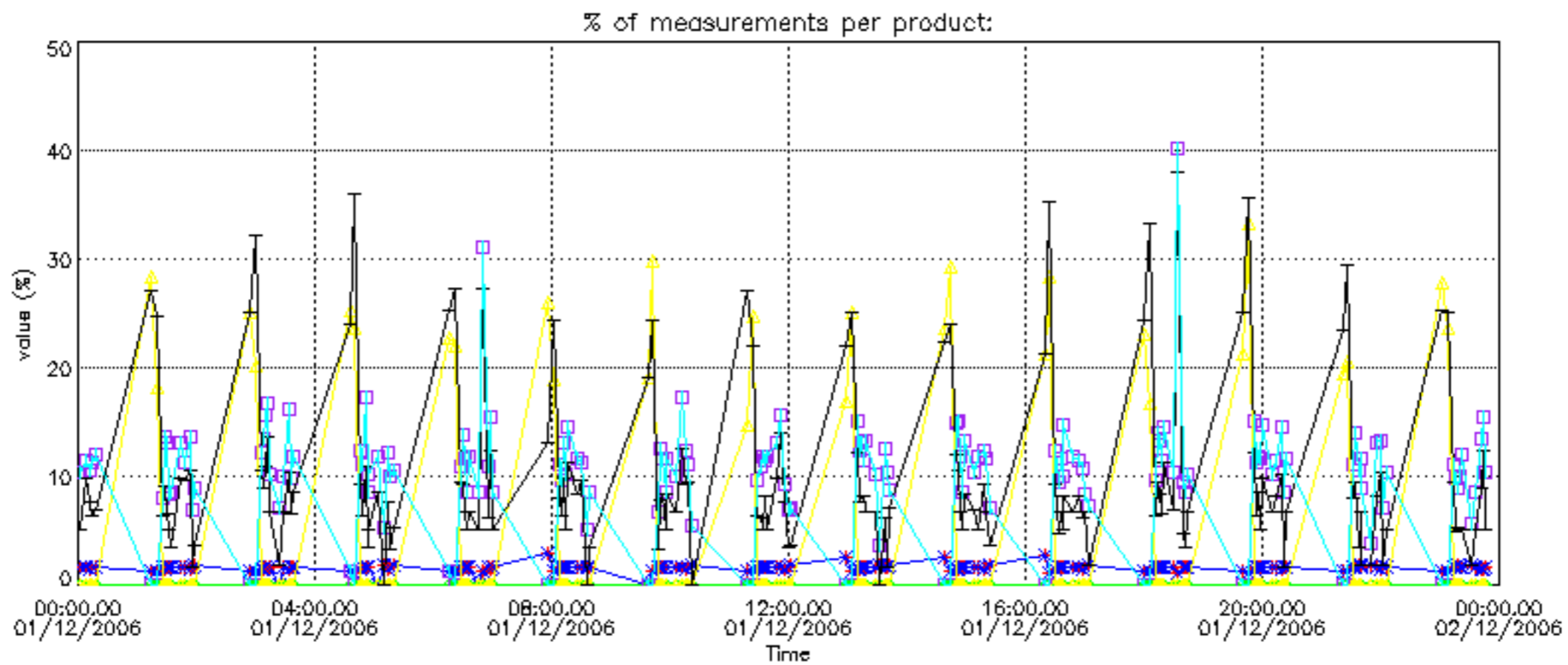
Percentage of flagged data per NO2 profile



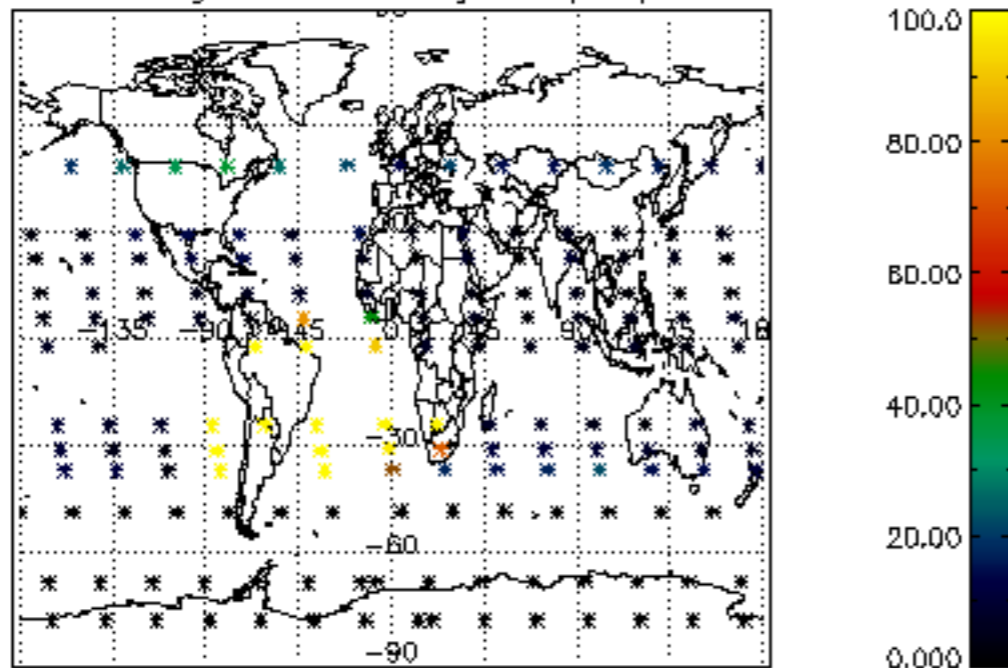
Percentage of flagged data per NO3 profile



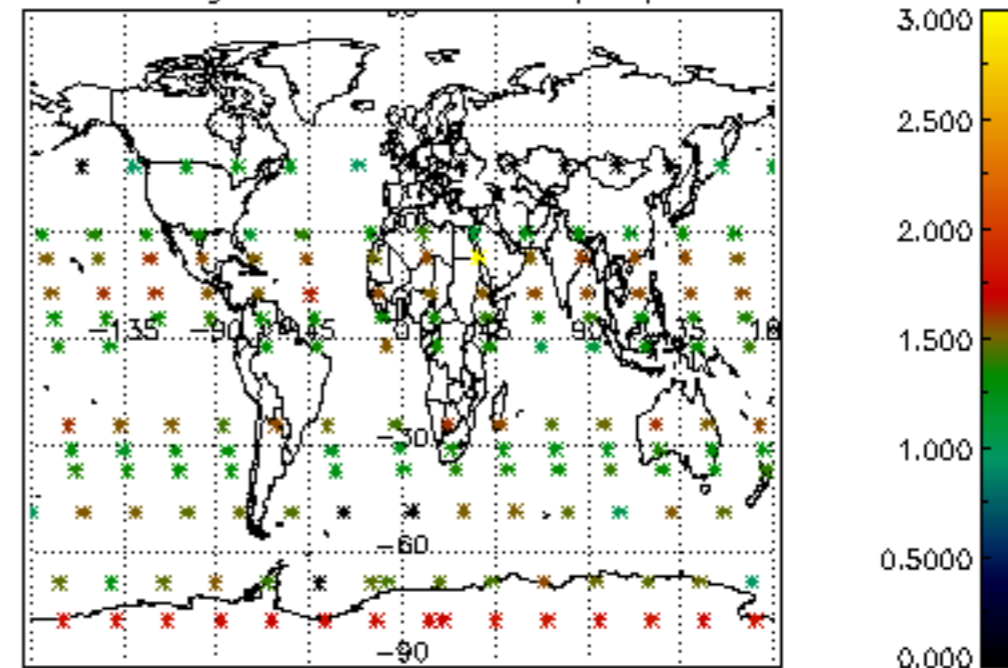




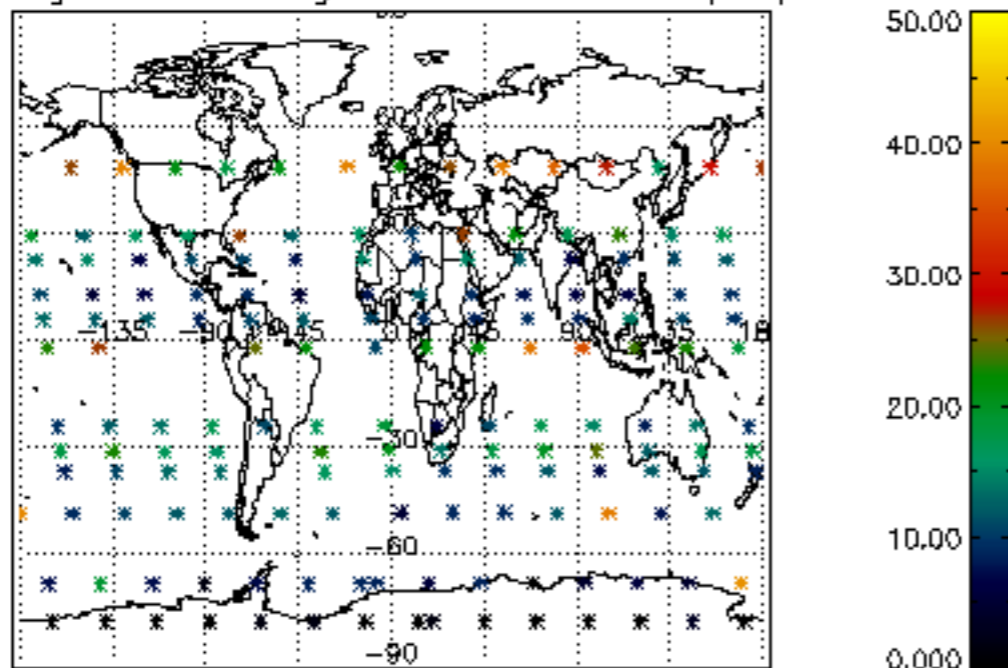
Percentage of cosmic ray hits per profile



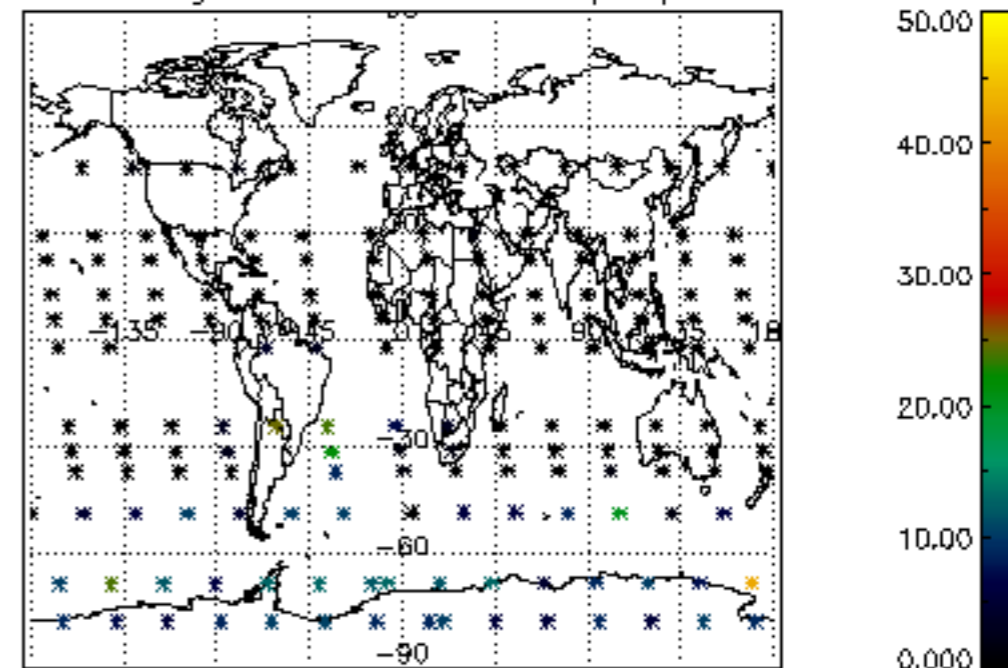
Percentage of datation errors per profile



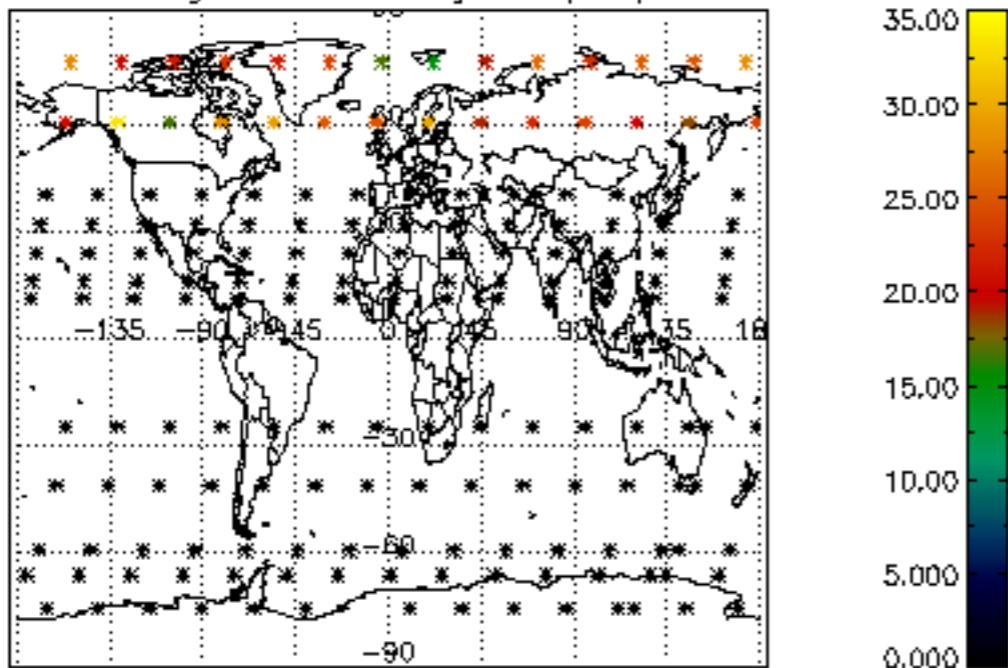
Percentage of star falling outside central band per profile



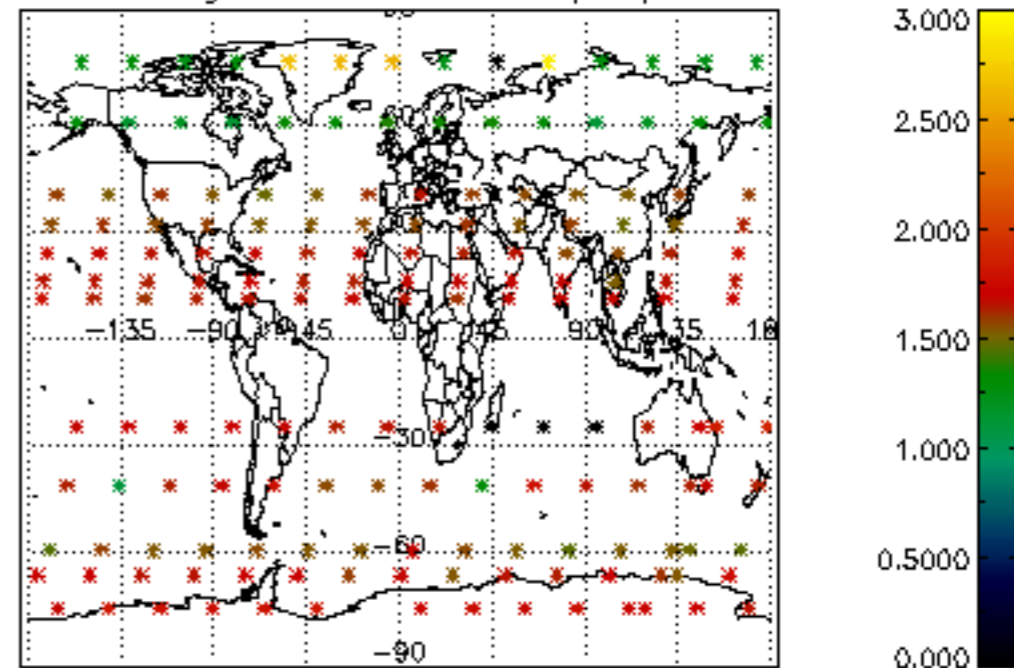
Percentage of saturation errors per profile



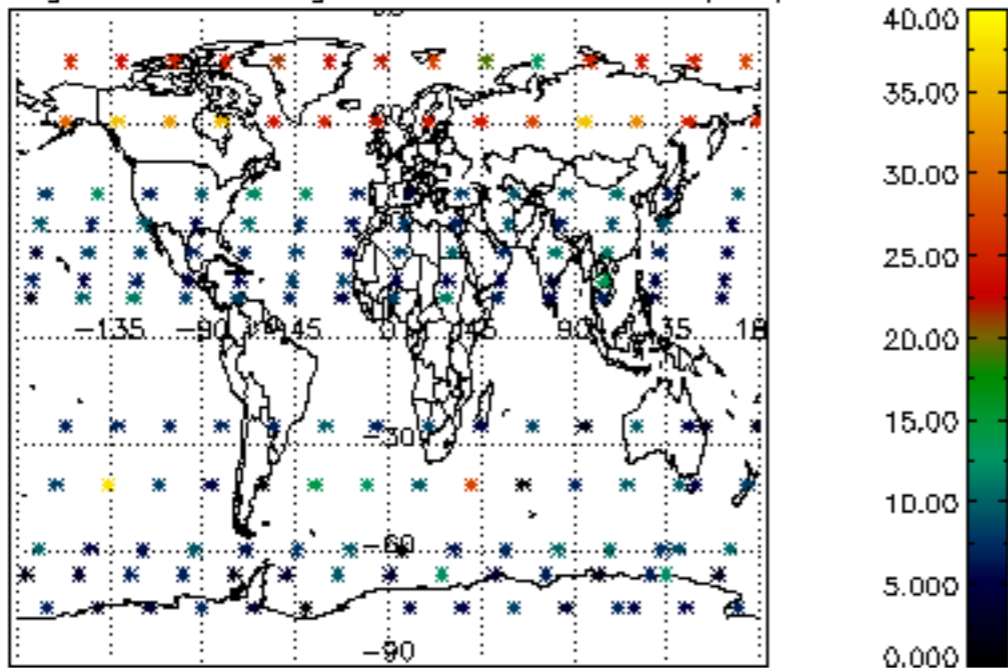
Percentage of cosmic ray hits per profile



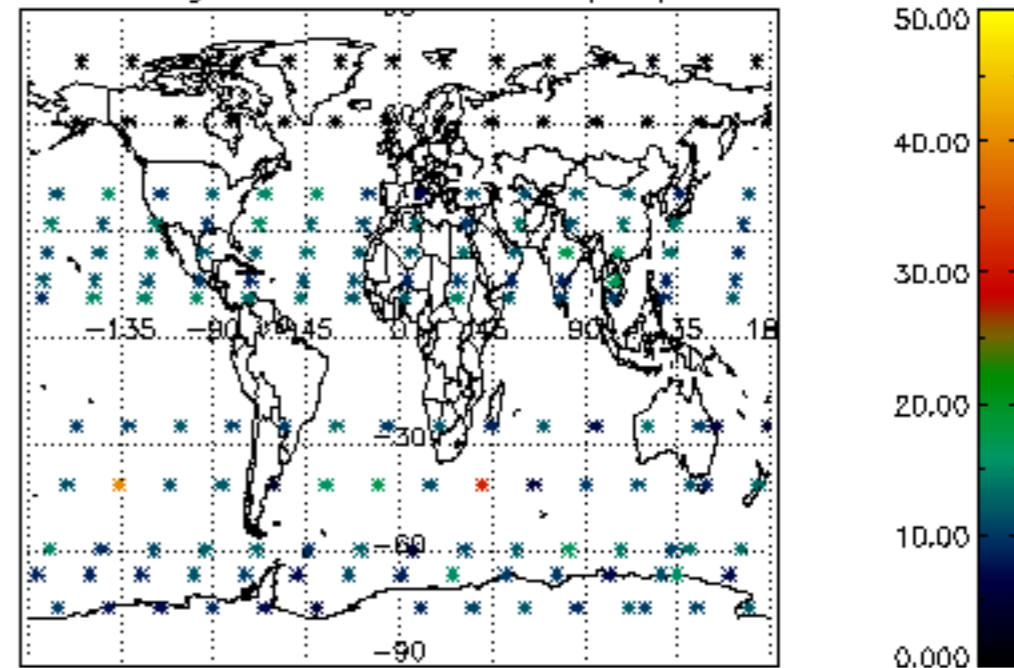
Percentage of datation errors per profile

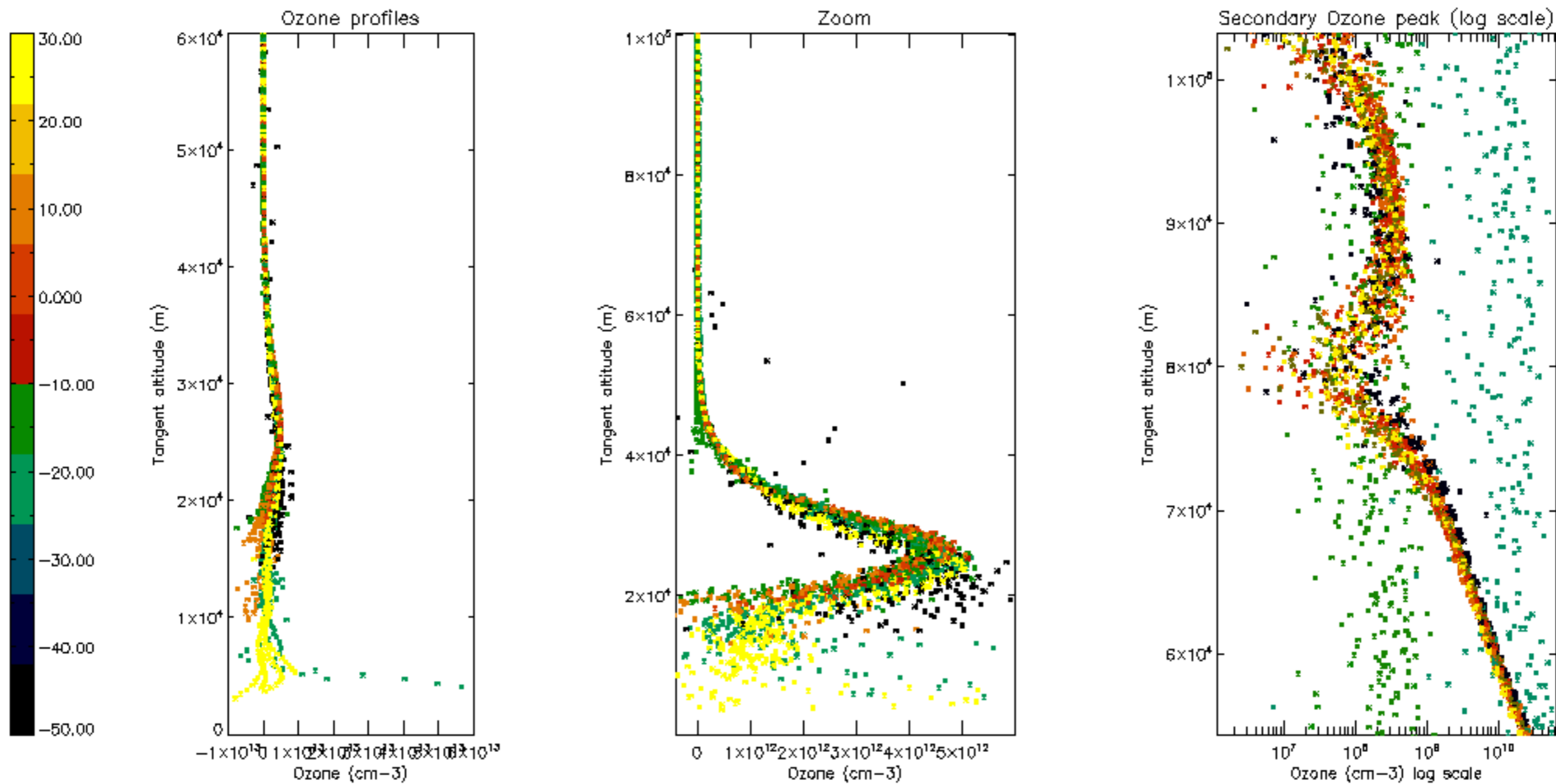


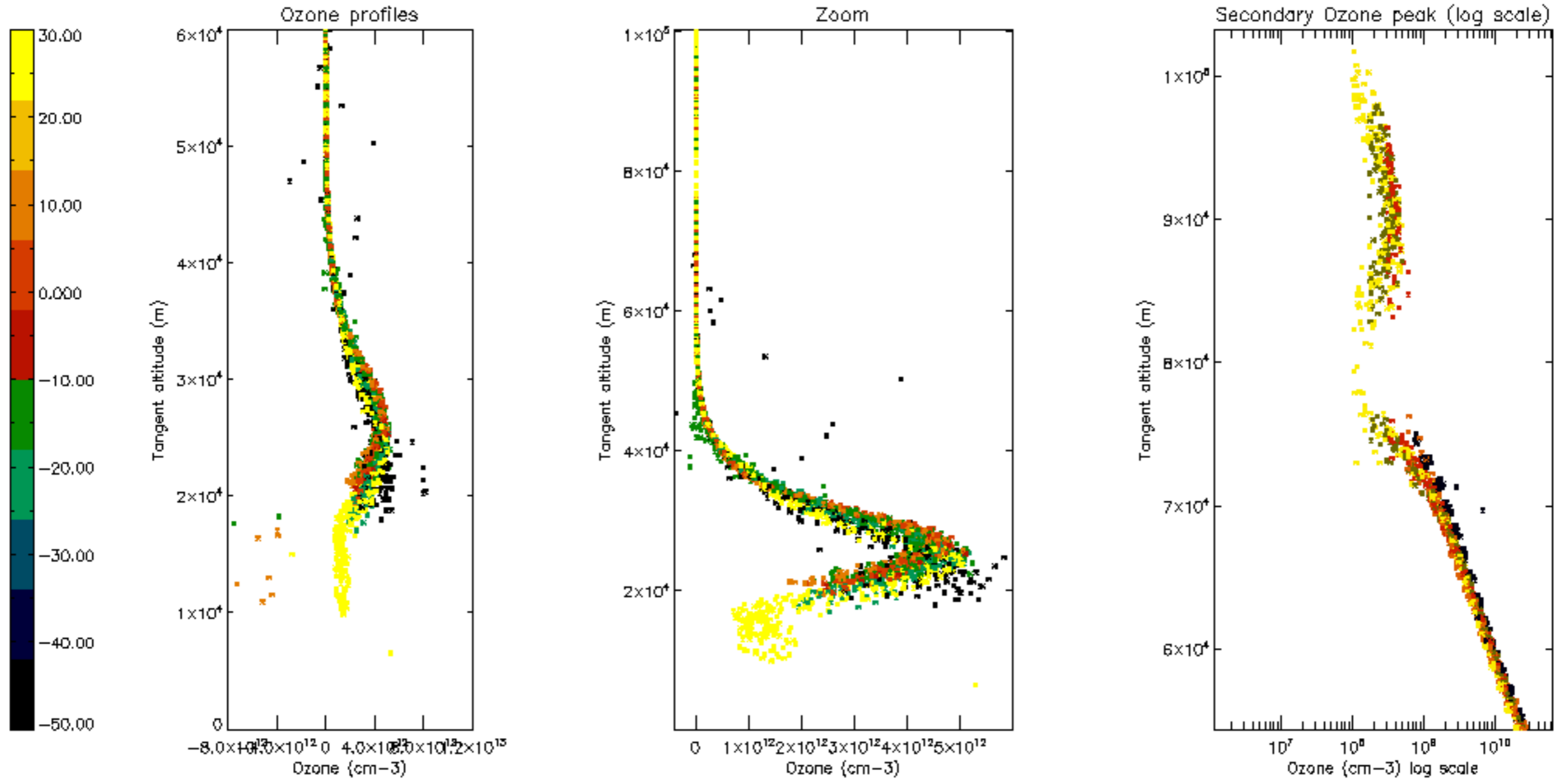
Percentage of star falling outside central band per profile



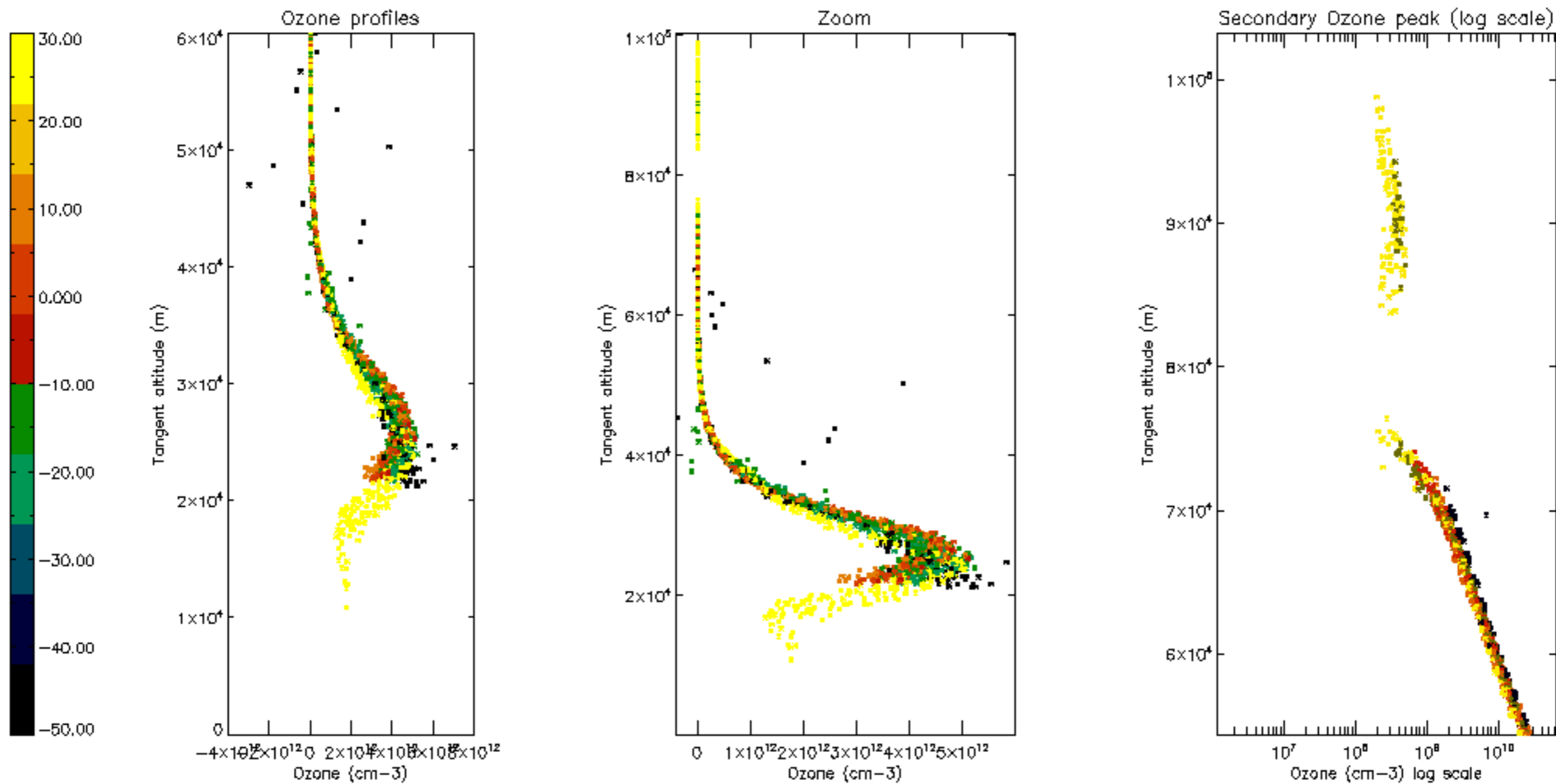
Percentage of saturation errors per profile

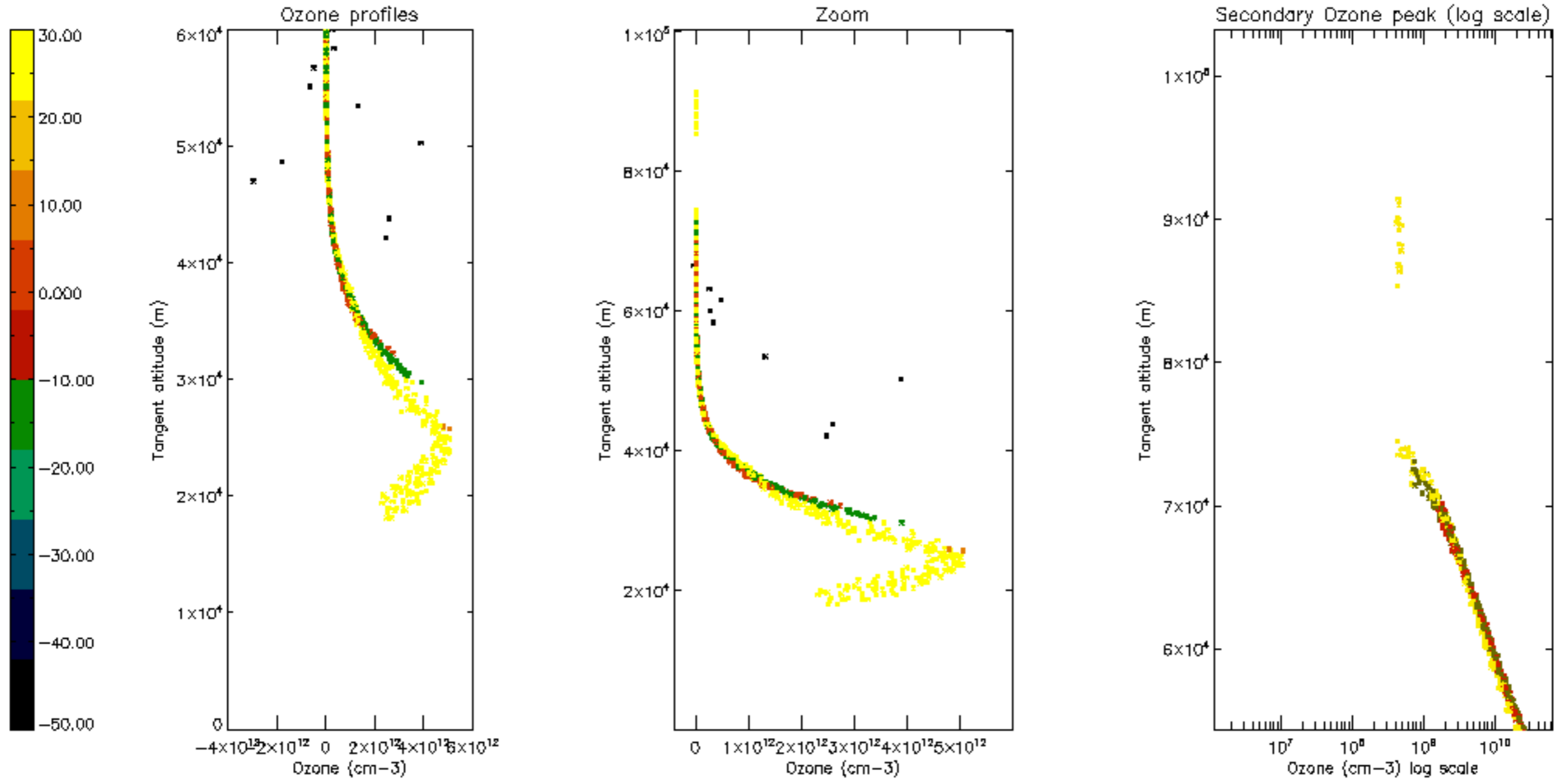


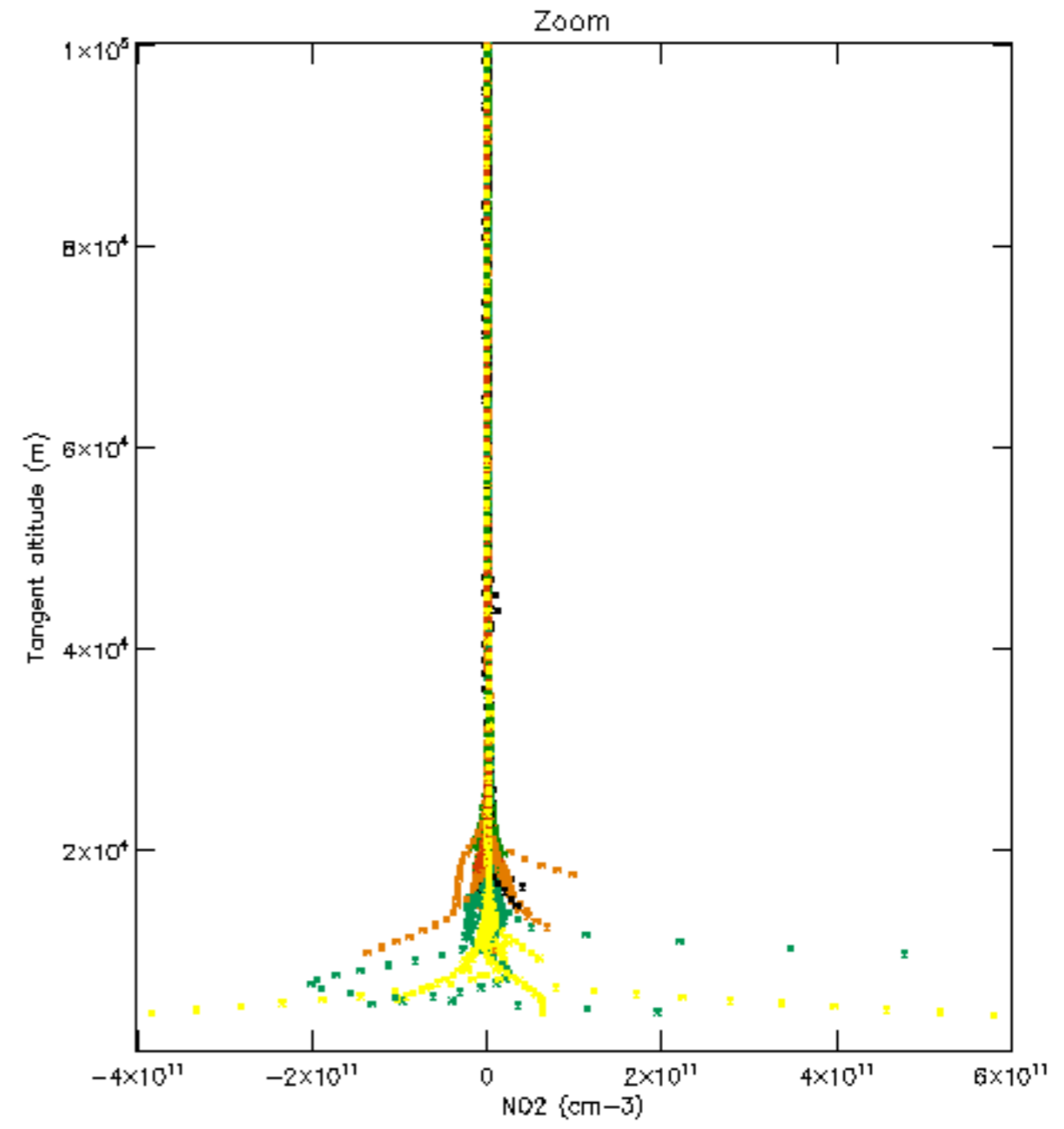
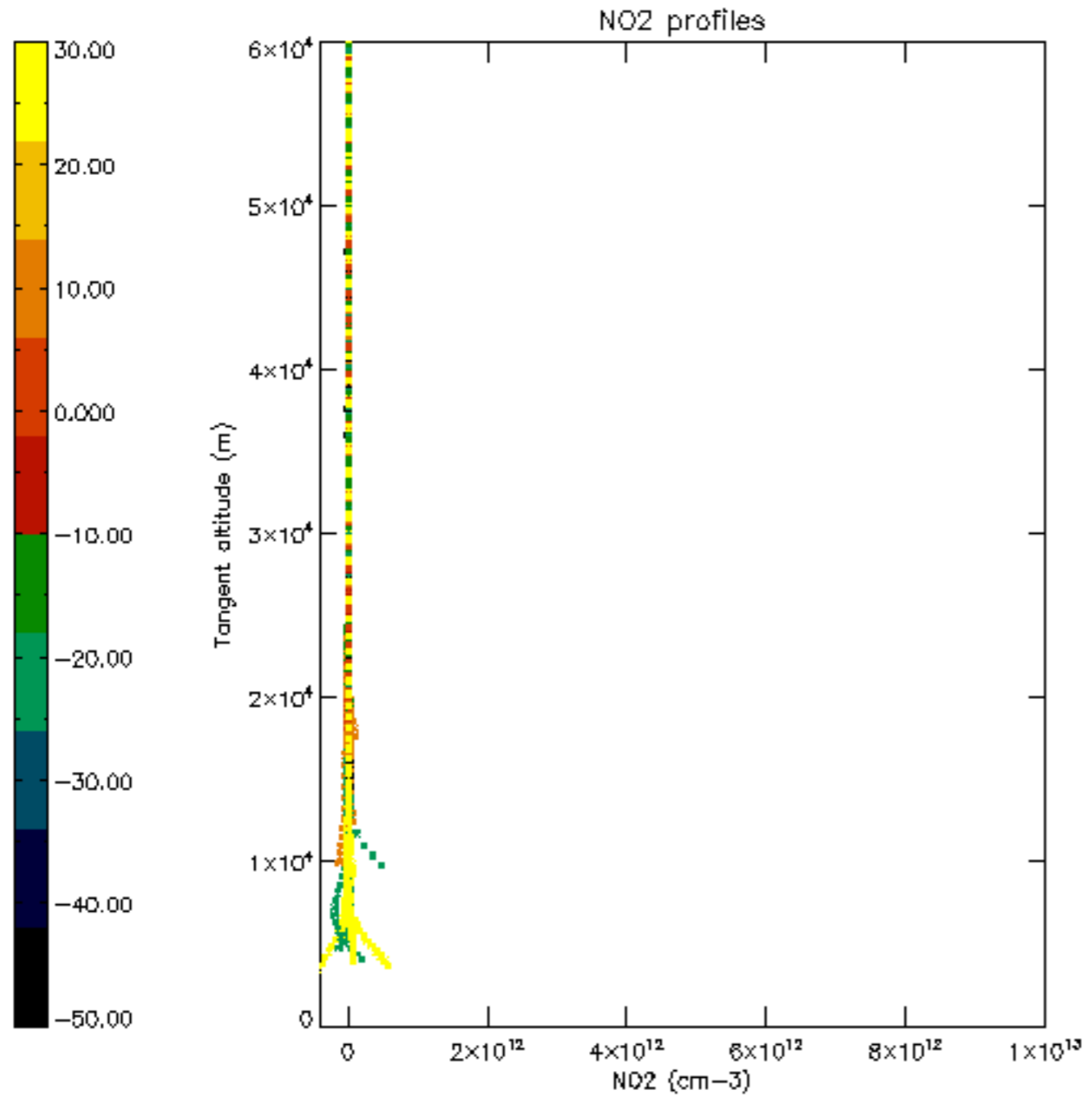


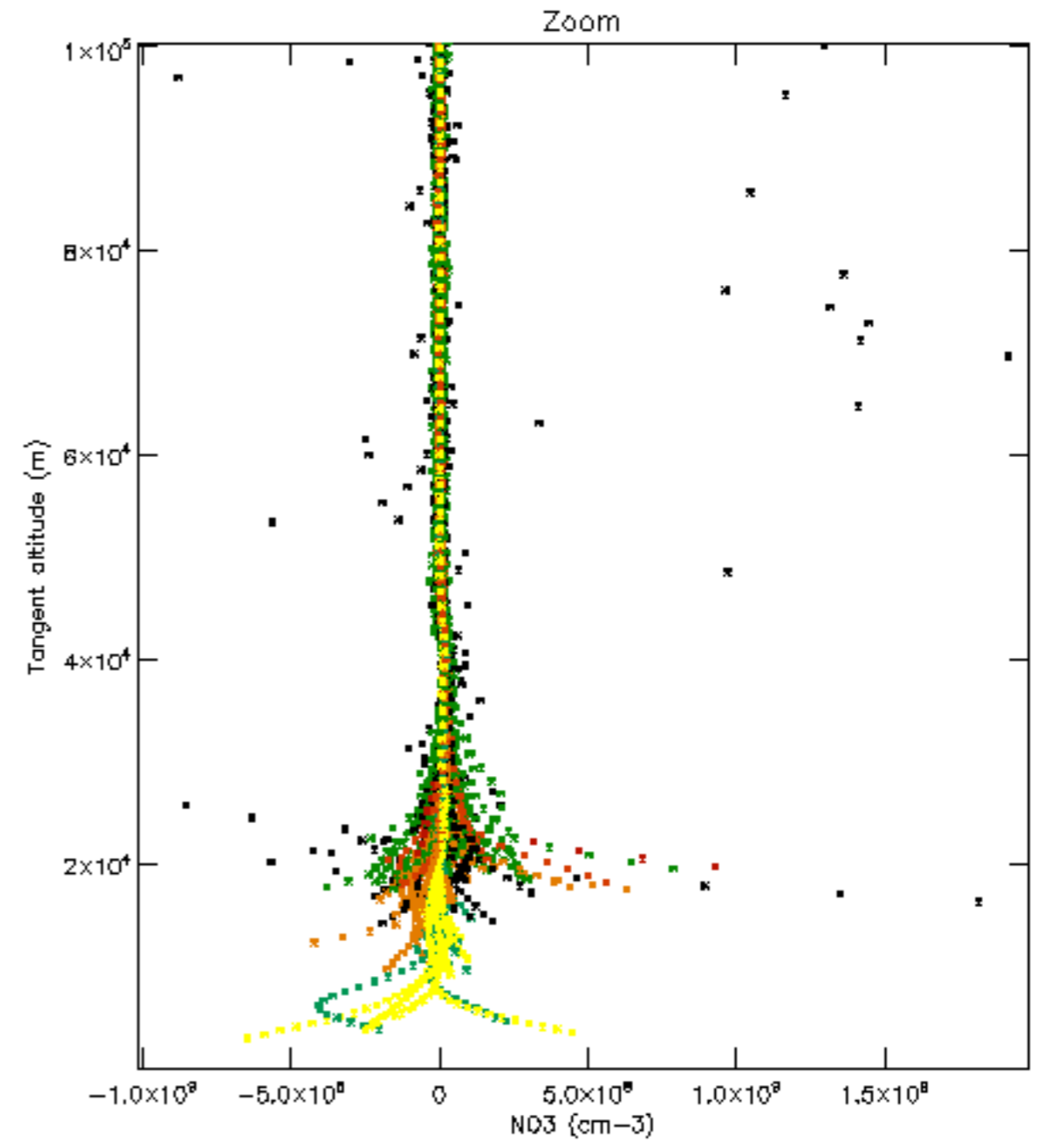
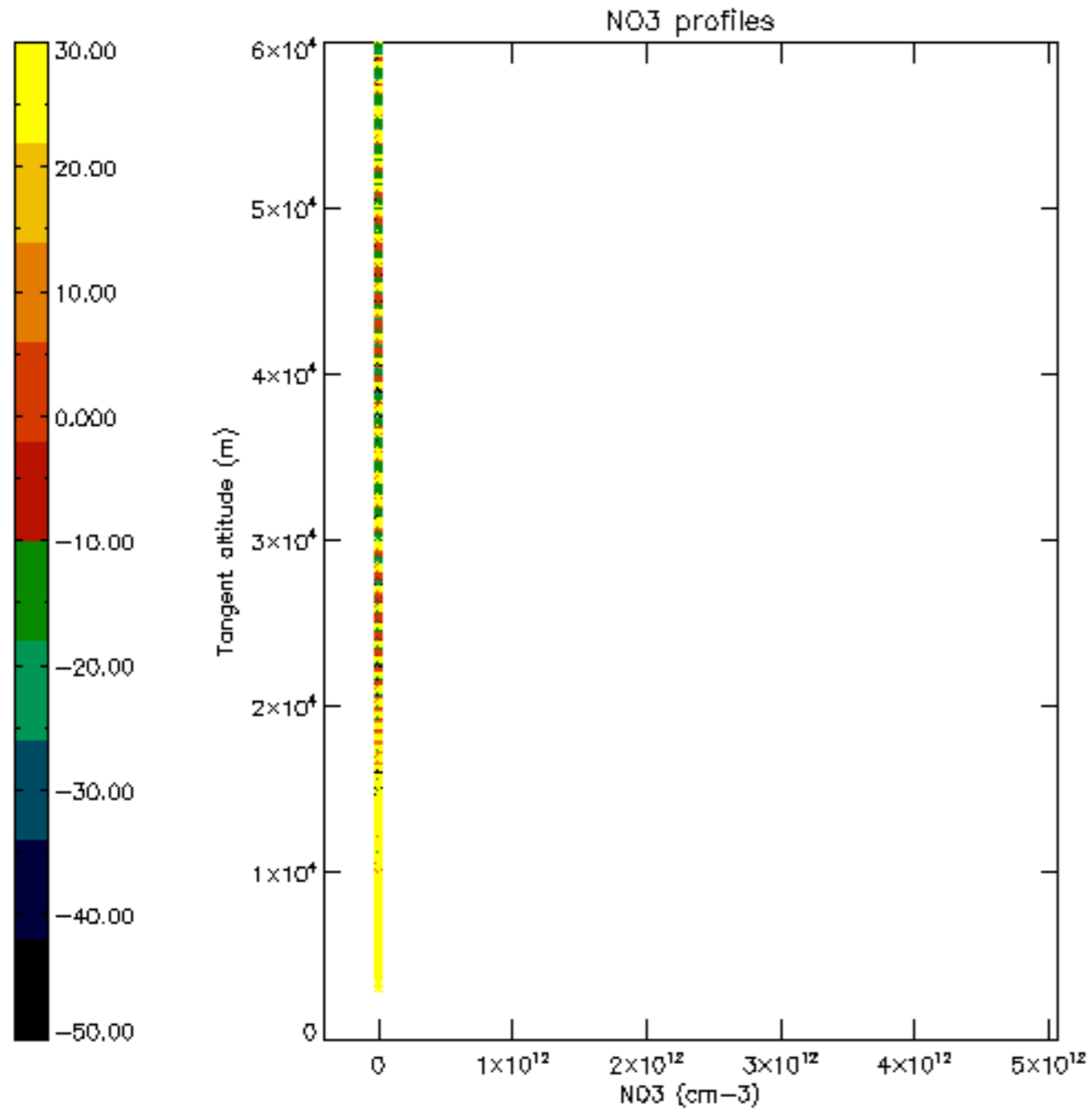


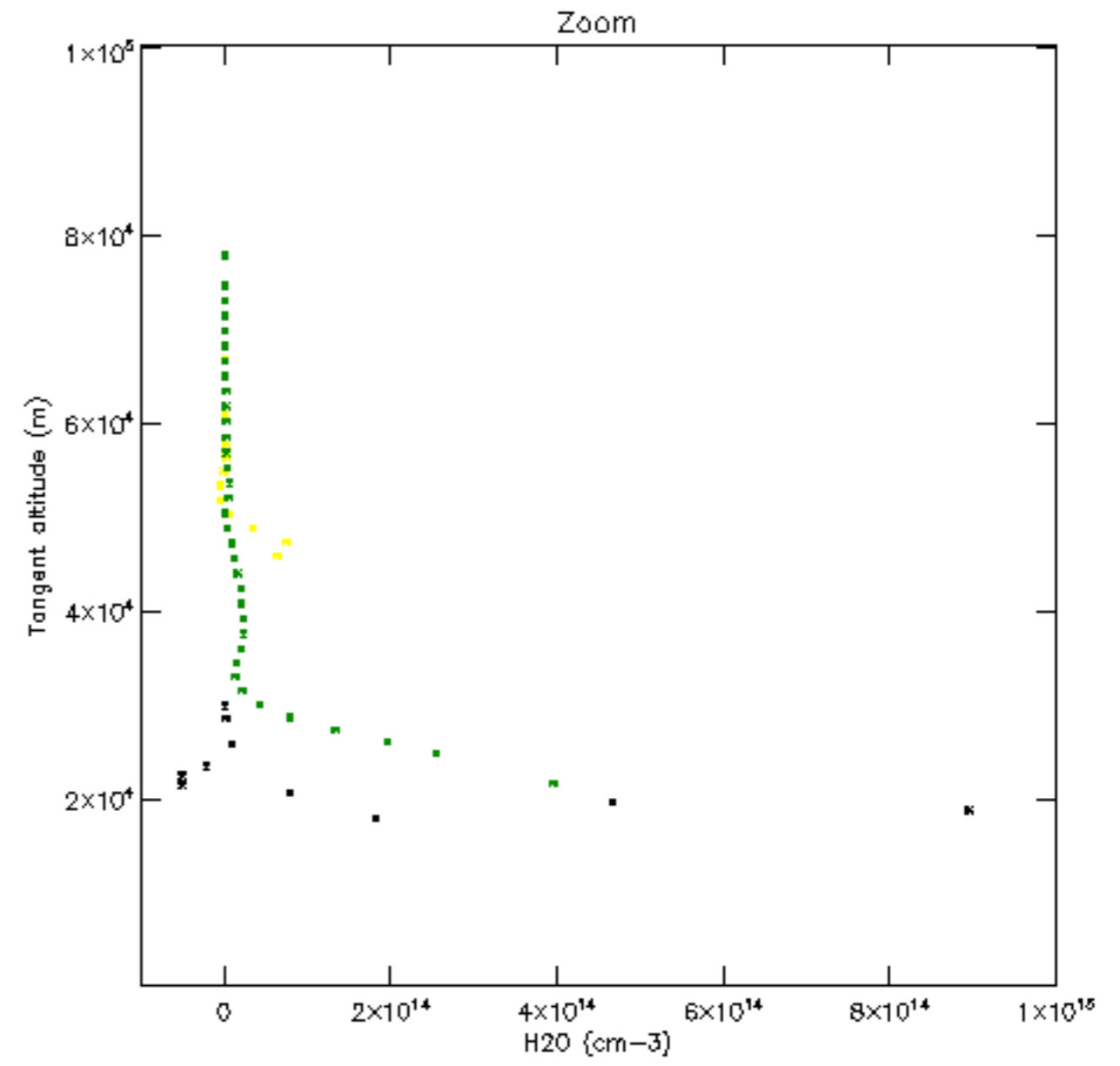
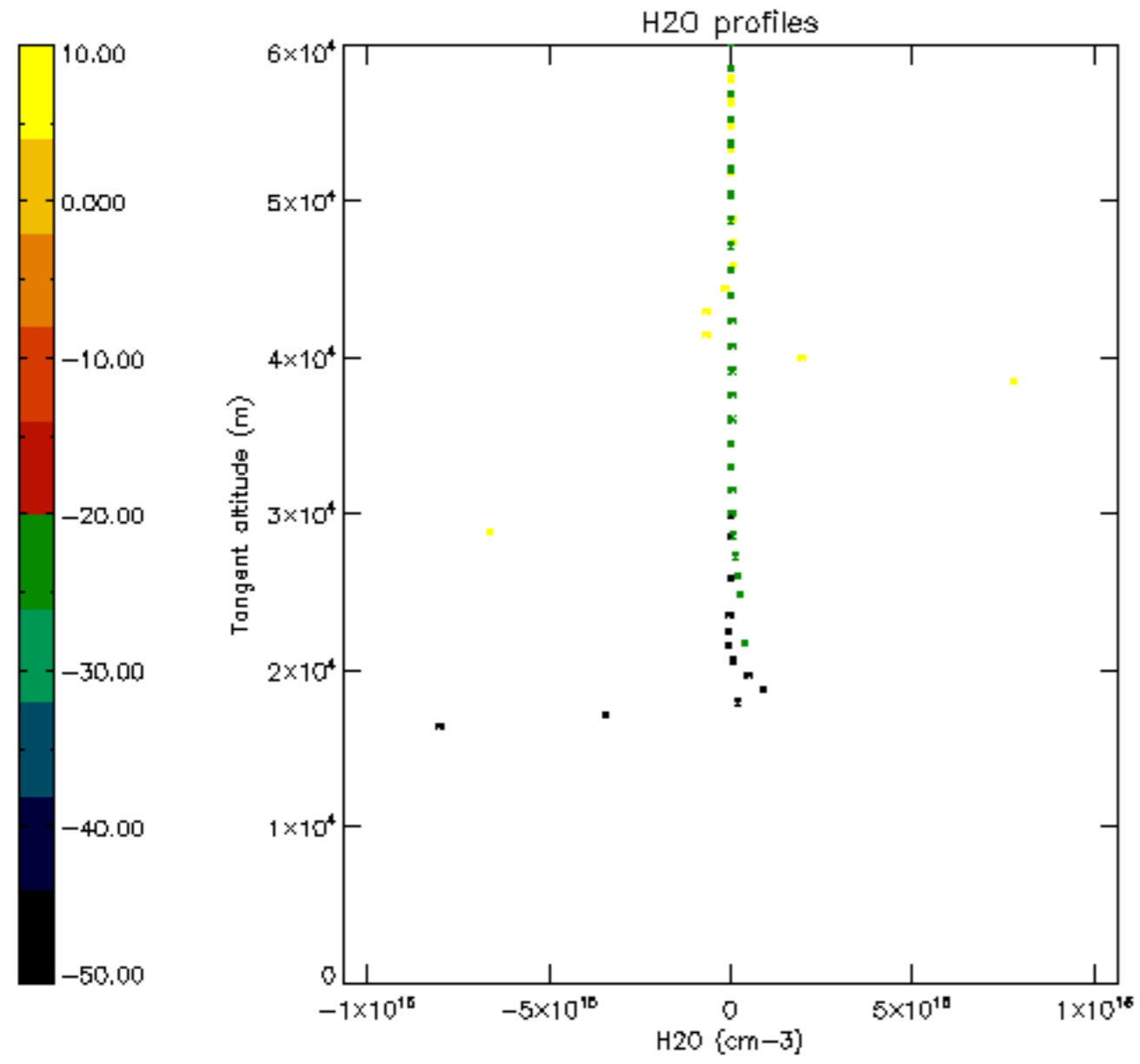


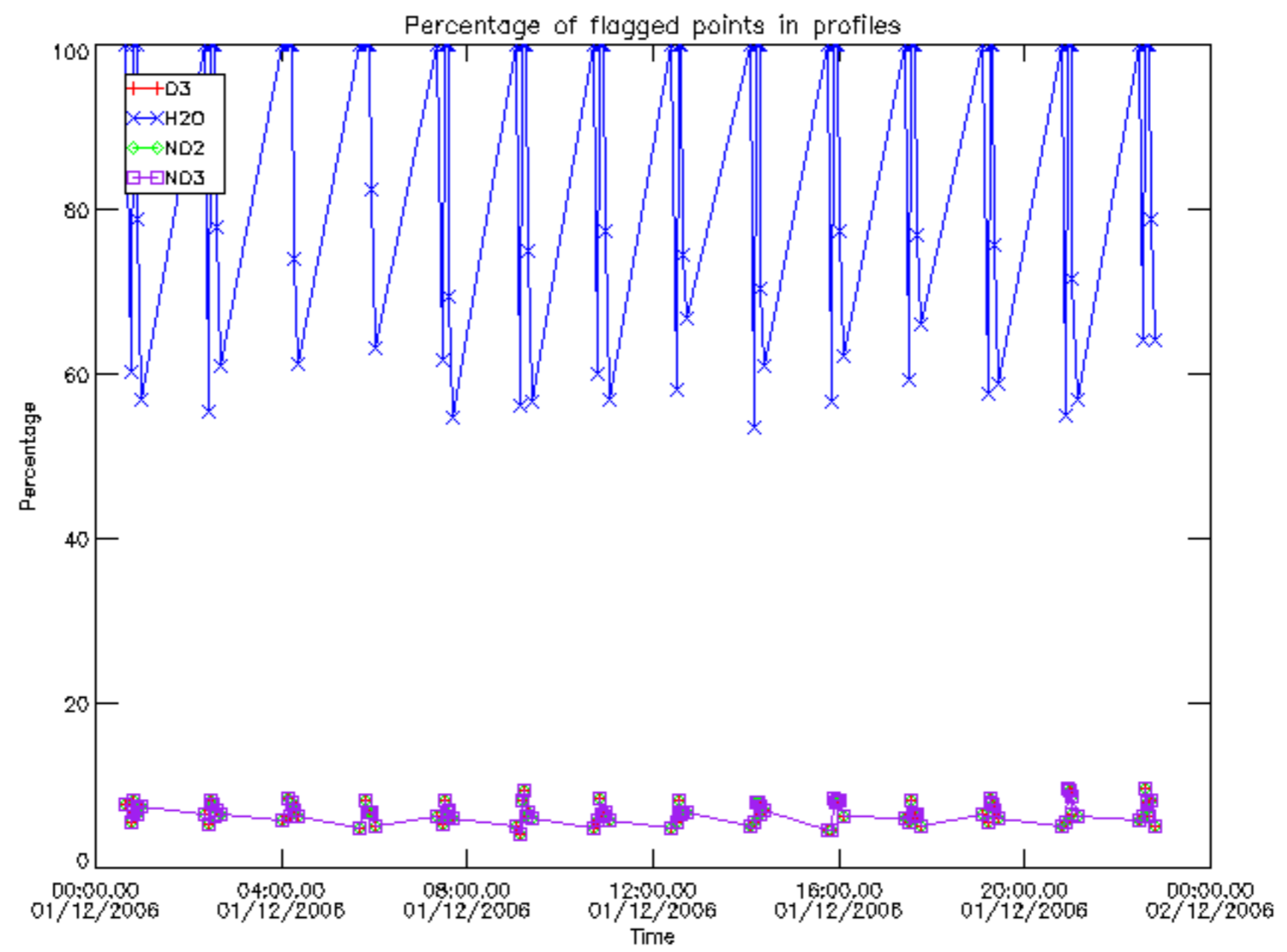




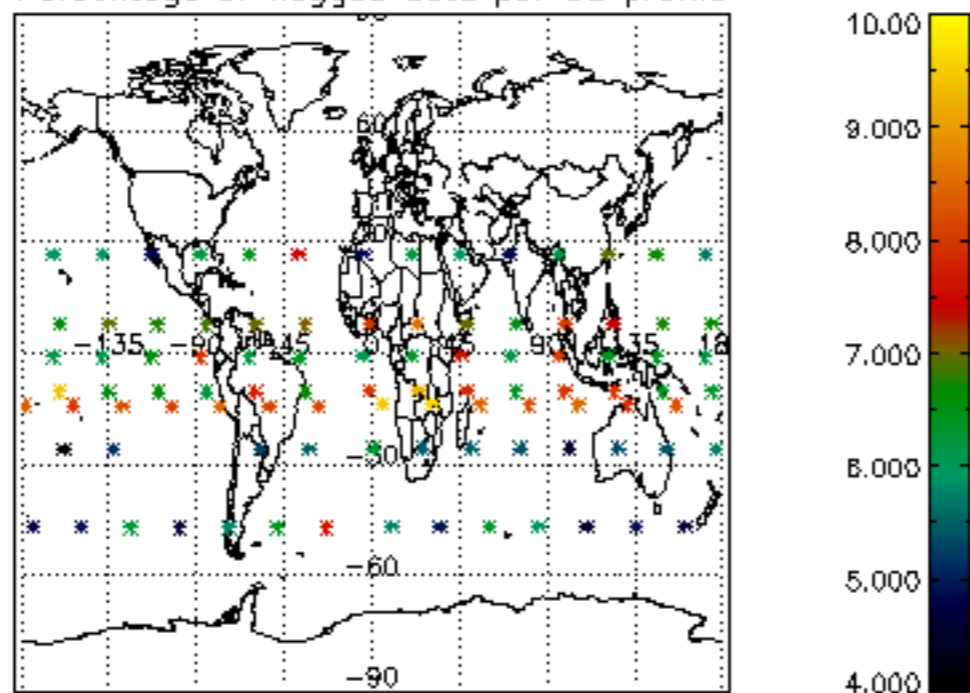




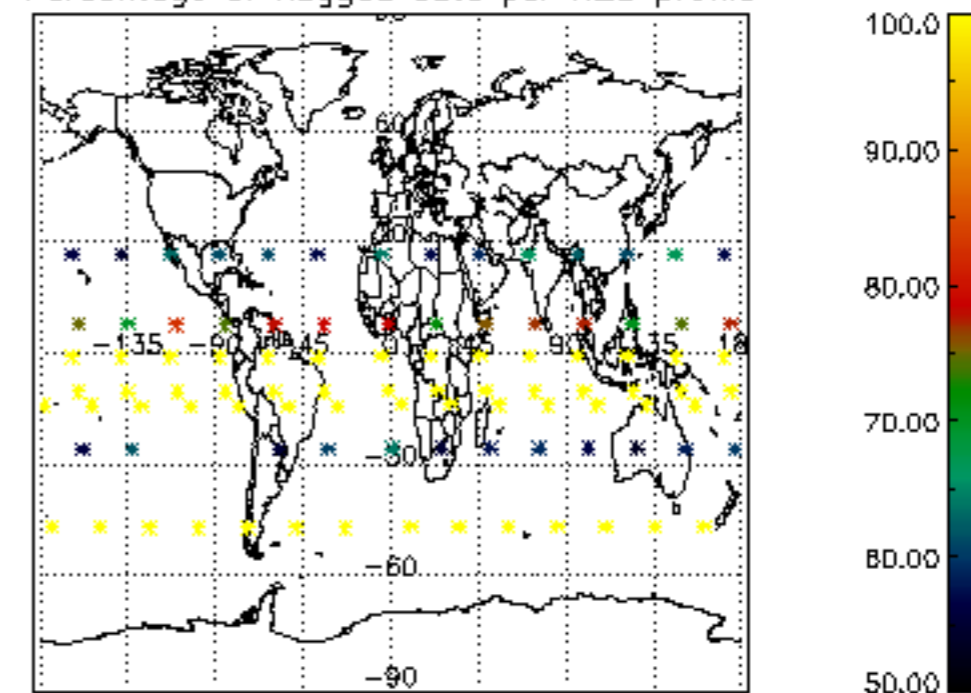




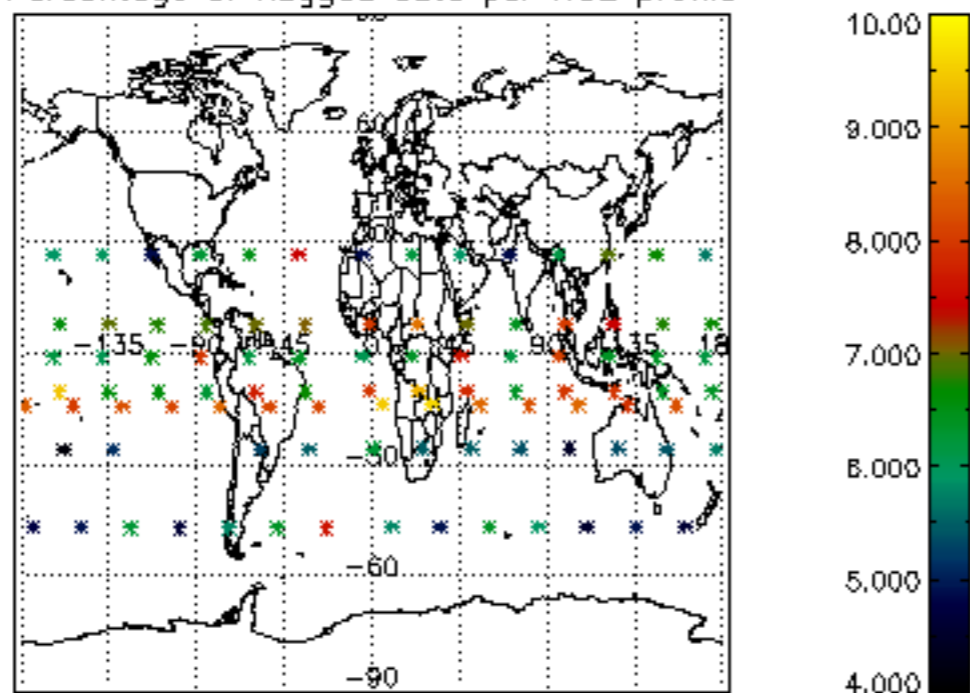
Percentage of flagged data per D3 profile



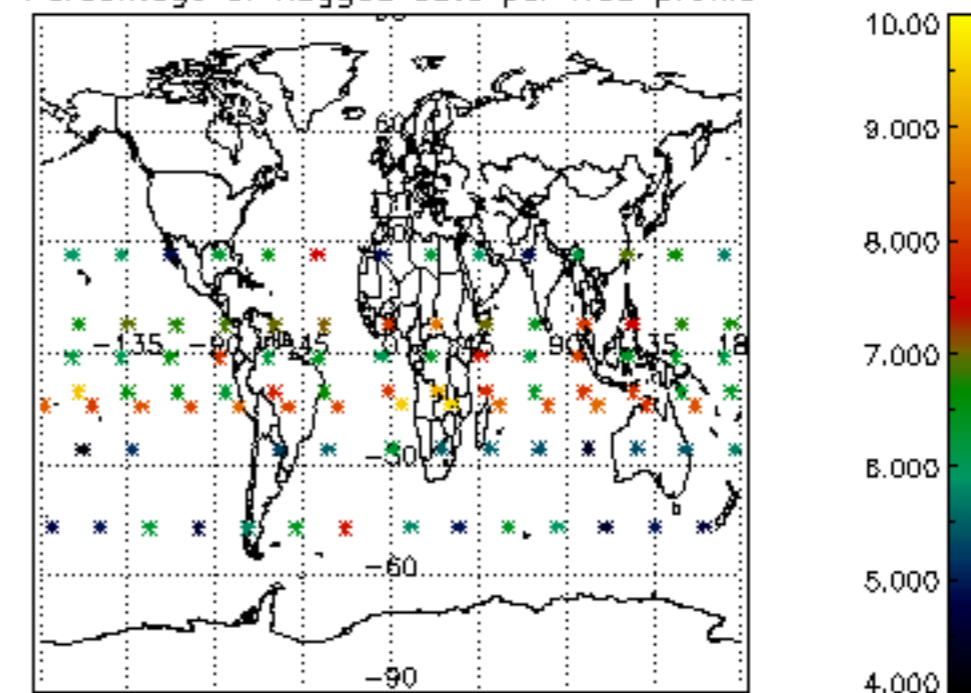
Percentage of flagged data per H2O profile

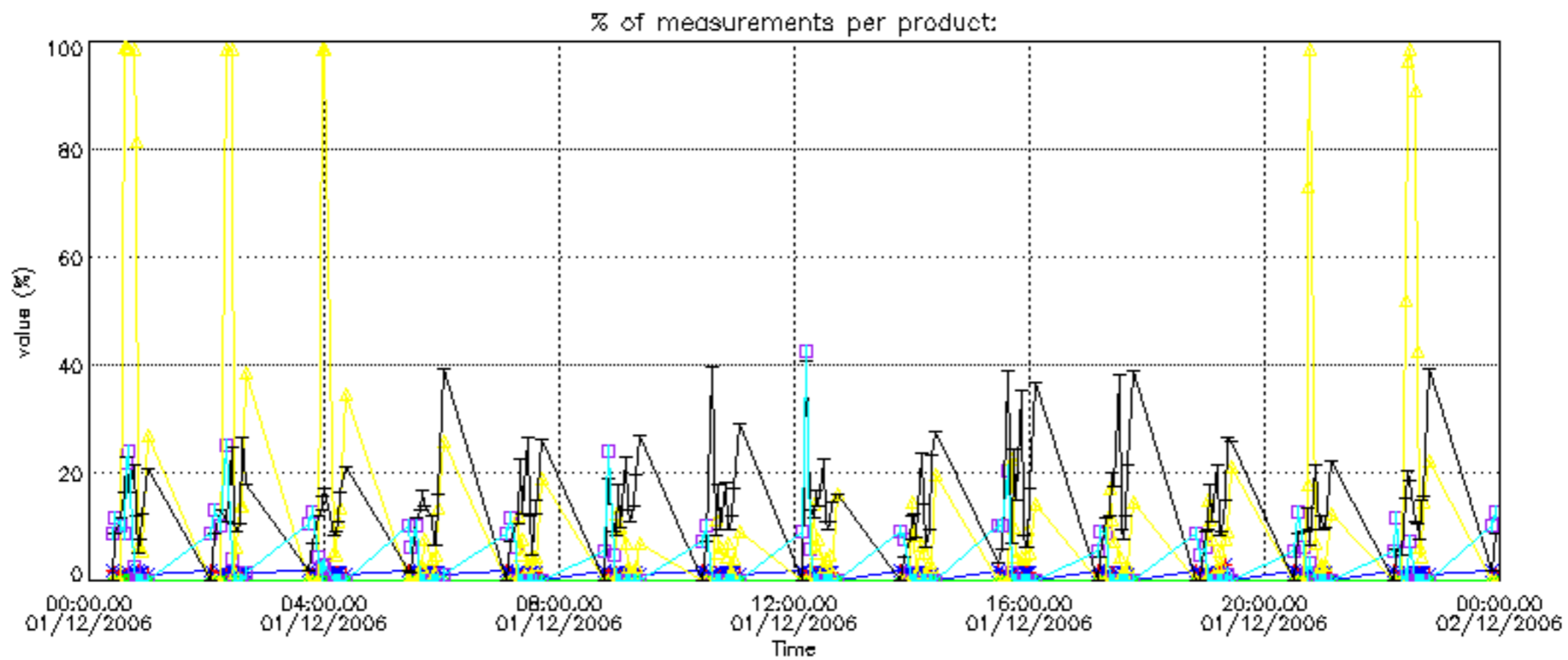


Percentage of flagged data per NO2 profile

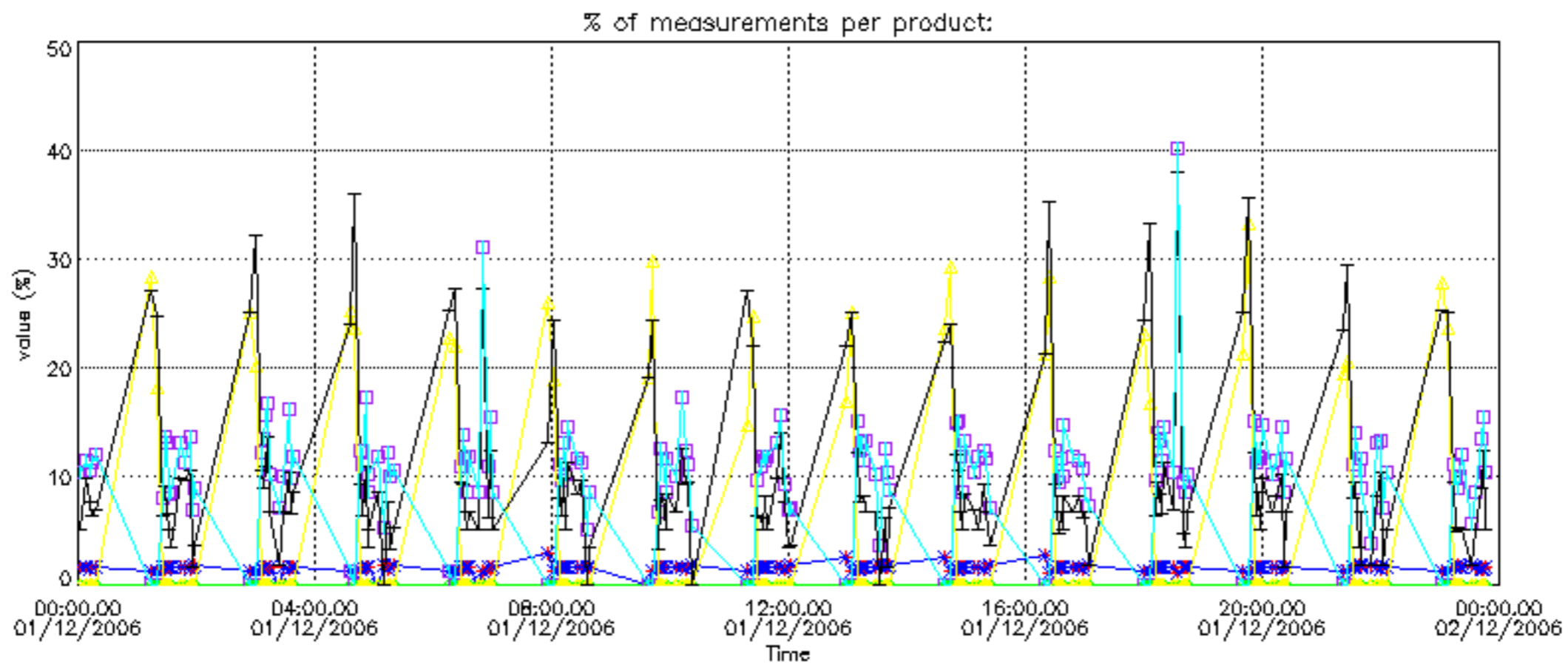


Percentage of flagged data per NO3 profile

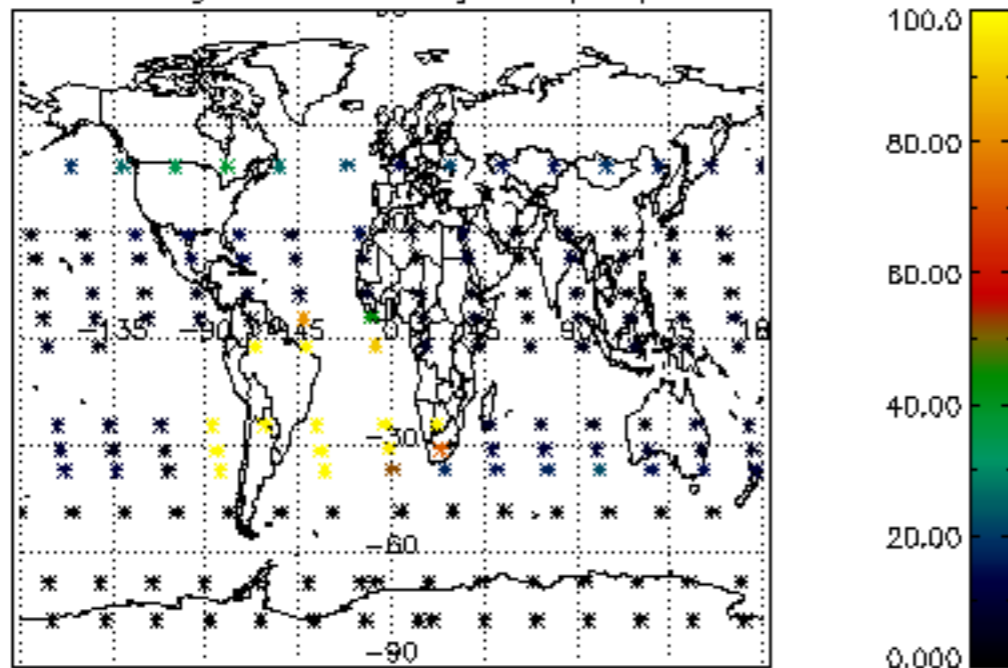




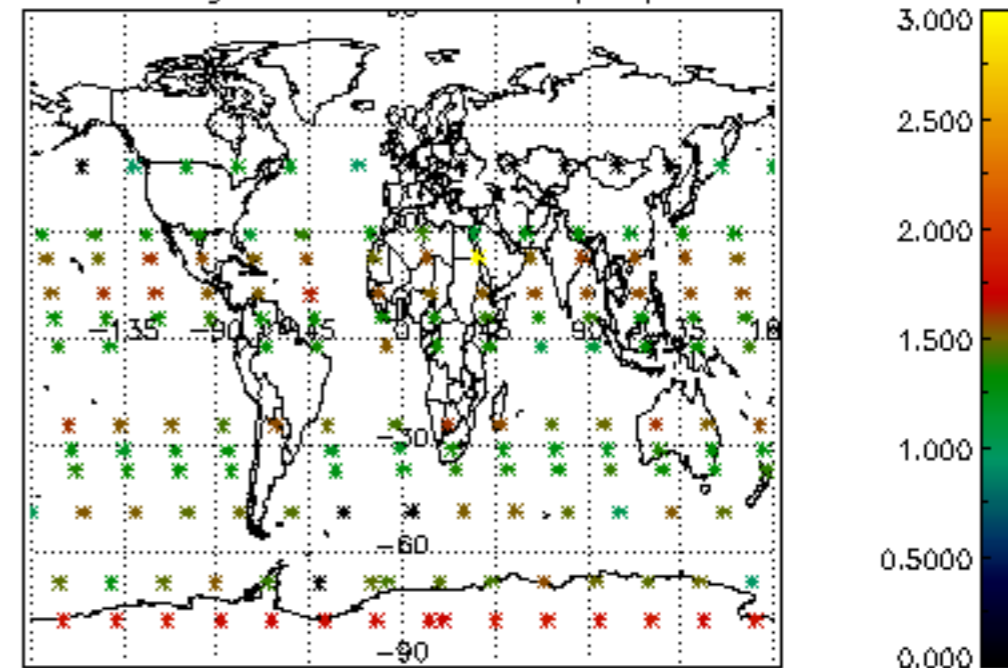




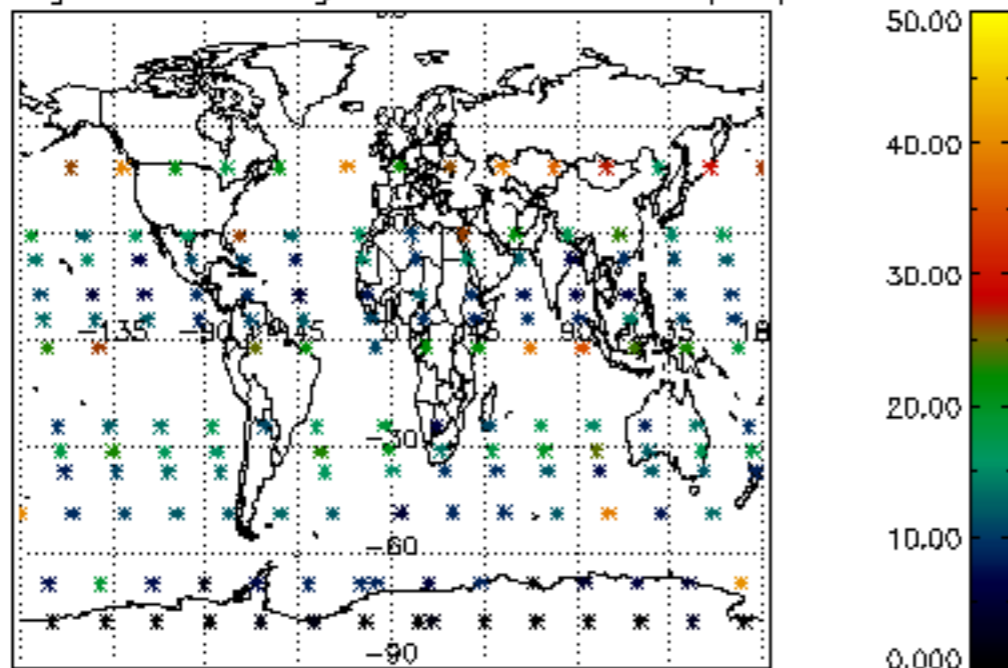
Percentage of cosmic ray hits per profile



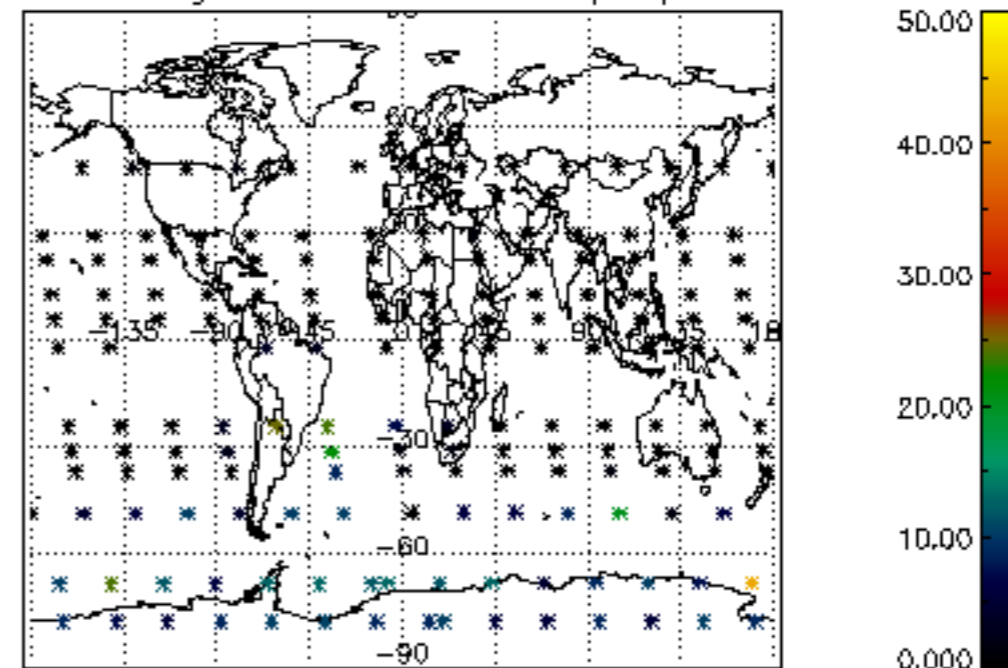
Percentage of datation errors per profile



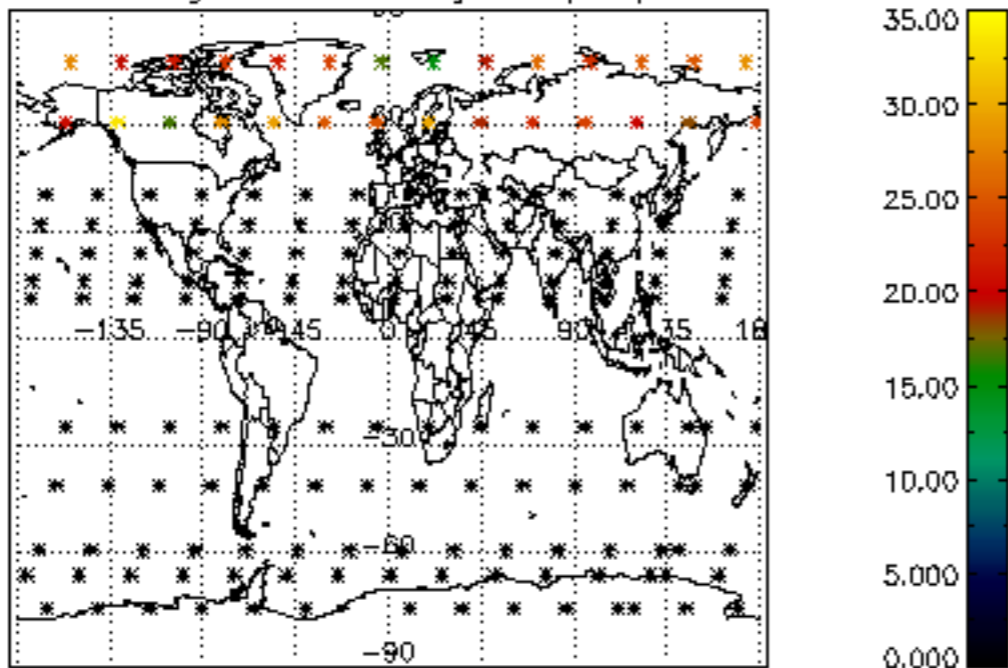
Percentage of star falling outside central band per profile



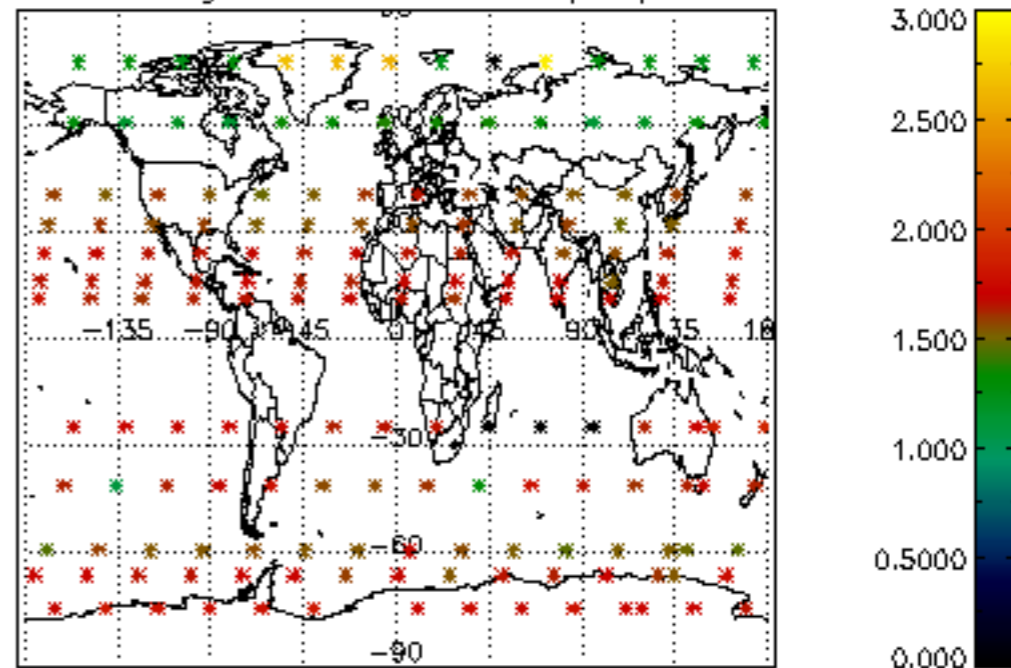
Percentage of saturation errors per profile



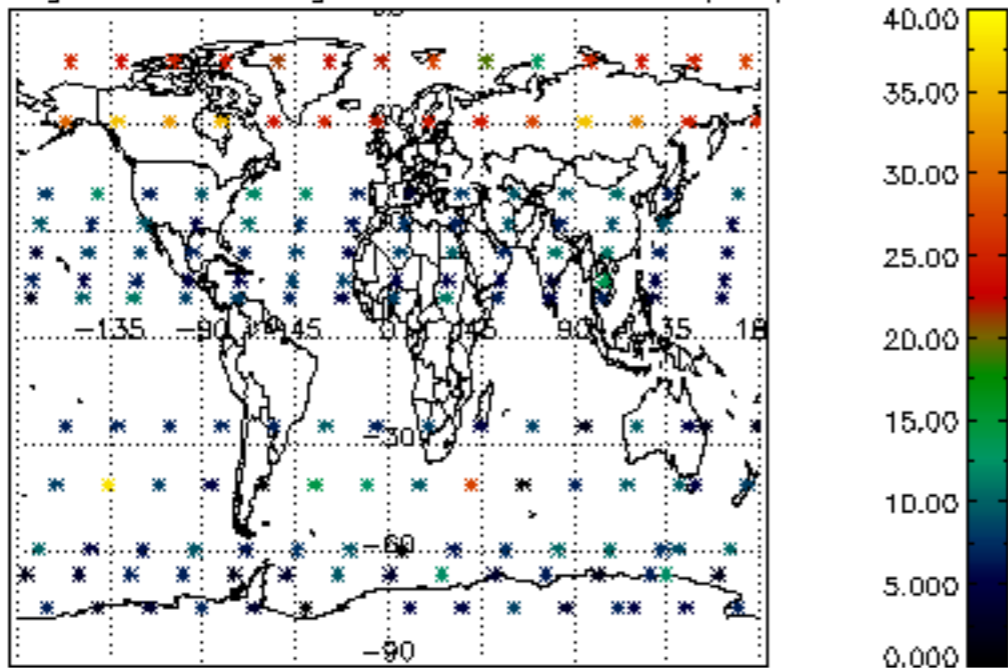
Percentage of cosmic ray hits per profile



Percentage of datation errors per profile



Percentage of star falling outside central band per profile



Percentage of saturation errors per profile

