

# GOMOS Level 2 Daily Report

## SUMMARY

### [1. General Info](#)

### [2. Summary of processed GOM\\_NL\\_2P products](#)

### [3. Level 2 Quality information per product](#)

#### [3.1 Plot of level 2 quality information per product \(time dependant\)](#)

#### [3.2 Plot of level 2 quality information per product \(world map\)](#)

### [4. Level 1 Quality information per product \(stored on level 2 products\)](#)

#### [4.1 Plot of level 1 quality information per product \(time dependant\)](#)

##### [4.1.1 Plot of level 1 quality information per product \(time dependant\): ASCENDING](#)

##### [4.1.2 Plot of level 1 quality information per product \(time dependant\): DESCENDING](#)

#### [4.2 Plot of level 1 quality information per product \(world map\)](#)

##### [4.2.1 Plot of level 1 quality information per product \(world map\): ASCENDING](#)

##### [4.2.2 Plot of level 1 quality information per product \(world map\): DESCENDING](#)

### [5. Ozone profiles based on quality statistics and other trace gas profiles](#)

#### [5.1 Ozone statistics based on quality of products](#)

#### [5.2 Plot ozone profiles for all STD \(dark without errors\)](#)

#### [5.3 Plot ozone profiles where STD < 20% \(dark without errors\)](#)

#### [5.4. Plot ozone profiles where STD < 10% \(dark without errors\)](#)

#### [5.5. Plot ozone profiles where STD < 5% \(dark without errors\)](#)

#### [5.6 Plot NO2 profiles for all STD \(dark without errors\)](#)

#### [5.7 Plot NO3 profiles for all STD \(dark without errors\)](#)

#### [5.8 Plot H2O profiles \(only for occultations of stars 1,2,3,4,13,14,16,26,63 dark without errors\) for all STD](#)

### [6. Auxiliary Data Files used for the production reported in section 2](#)

This report presents the daily analysis on parameters extracted from GOMOS level 2 data (GOM\_NL\_\_2P). It is intended to monitor some important parameters that will impact the quality of these products. A list of level 2 products (and content) that have arrived during the reporting day to the PCF is also given.

Item	Value
Time of report generation	24APR2013 05:50:32
Data source version	GOMOS/6.01
Start time of products	14-11-2006 (14NOV2006 00:00:00)
Stop time of products	15-11-2006 (15NOV2006 00:00:00)
Store outputs in DB	Yes
Nb of level 2 prods	285
Nb of prods with errors	0

## 2. Summary of processed GOM\_NL\_\_2P products.

Nr	Filename	UTC Start time	Limb	Duration	Star Id	Star Name	Star Mag	Star Temp	Nb Meas	Orbit	Prod. error
1	GOM_NL__2PRFIN20061114_000014_000000322053_00002_24605_3727.N1	14-NOV-2006 00:00:14	Straylight	32.000	157	The1Eri	2.9060	9300.0	64	24605	No
2	GOM_NL__2PRFIN20061114_001318_000000432053_00002_24605_3728.N1	14-NOV-2006 00:13:18	Twilight	43.000	94	92Alp Cet	2.5260	3100.0	86	24605	No
3	GOM_NL__2PRFIN20061114_001803_000000312053_00002_24605_3729.N1	14-NOV-2006 00:18:03	Bright	31.000	105	6Bet Ari	2.6450	8900.0	62	24605	No
4	GOM_NL__2PRFIN20061114_002206_000000302053_00002_24605_3730.N1	14-NOV-2006 00:22:06	Bright	29.500	173	4Bet Tri	3.0040	8900.0	59	24605	No
5	GOM_NL__2PRFIN20061114_002410_000000322053_00002_24605_3731.N1	14-NOV-2006 00:24:10	Bright	31.500	73	57Gam1And	2.2600	13100.	63	24605	No
6	GOM_NL__2PRFIN20061114_002802_000000322053_00002_24605_3732.N1	14-NOV-2006 00:28:02	Bright	32.000	160	23Gam Per	2.9300	4700.0	64	24605	No
7	GOM_NL__2PRFIN20061114_002925_000000352053_00002_24605_3733.N1	14-NOV-2006 00:29:25	Bright	34.500	76	27Gam Cas	2.3000	30000.	69	24605	No
8	GOM_NL__2PRFIN20061114_003723_000000302053_00002_24605_3734.N1	14-NOV-2006 00:37:23	Bright	29.500	49	1Alp UMi	1.9900	6300.0	59	24605	No
9	GOM_NL__2PRFIN20061114_004141_000000312053_00002_24605_3735.N1	14-NOV-2006 00:41:41	Bright	30.500	60	7Bet UMi	2.0810	3950.0	61	24605	No
10	GOM_NL__2PRFIN20061114_004721_000000312053_00002_24605_3736.N1	14-NOV-2006 00:47:21	Bright	31.000	32	77Eps UMa	1.7630	11000.	62	24605	No
11	GOM_NL__2PRFIN20061114_004857_000000382053_00002_24605_3737.N1	14-NOV-2006 00:48:57	Bright	37.500	39	85Eta UMa	1.8540	24000.	75	24605	No
12	GOM_NL__2PRFIN20061114_005226_000000292053_00002_24605_3738.N1	14-NOV-2006 00:52:26	Bright	29.000	152	12Alp2CVn	2.8900	11000.	58	24605	No
13	GOM_NL__2PRFIN20061114_010021_000000362053_00002_24605_3739.N1	14-NOV-2006 01:00:21	Bright	36.000	62	94Bet Leo	2.1360	9700.0	72	24605	No
14	GOM_NL__2PRFIN20061114_010355_000000282053_00002_24605_3740.N1	14-NOV-2006 01:03:55	Bright	28.000	121	29Gam Vir	2.7400	7200.0	56	24605	No
15	GOM_NL__2PRFIN20061114_010854_000000332053_00002_24605_3741.N1	14-NOV-2006 01:08:54	Twilight	33.000	100	4Gam Crv	2.5800	13100.	66	24605	No
16	GOM_NL__2PRFIN20061114_011025_000000322053_00002_24605_3742.N1	14-NOV-2006 01:10:25	Twilight	32.000	171	2Eps Crv	3.0010	4250.0	64	24605	No
17	GOM_NL__2PRFIN20061114_011936_000000362053_00002_24605_3743.N1	14-NOV-2006 01:19:36	Dark	35.500	113	Mu Vel	2.6920	5000.0	71	24605	No
18	GOM_NL__2PRFIN20061114_012239_000000312053_00003_24606_3724.N1	14-NOV-2006 01:22:39	Dark	31.000	124	The Car	2.7640	30000.	62	24606	No
19	GOM_NL__2PRFIN20061114_012626_000000362053_00003_24606_3725.N1	14-NOV-2006 01:26:26	Dark	36.000	41	Eps Car	1.8600	4100.0	72	24606	No
20	GOM_NL__2PRFIN20061114_013156_000000432053_00003_24606_3726.N1	14-NOV-2006 01:31:56	Dark	42.500	2	Alp Car	-0.73600	7000.0	85	24606	No
21	GOM_NL__2PRFIN20061114_014051_000000322053_00003_24606_3727.N1	14-NOV-2006 01:40:51	Straylight	32.000	157	The1Eri	2.9060	9300.0	64	24606	No
22	GOM_NL__2PRFIN20061114_015354_000000452053_00003_24606_3728.N1	14-NOV-2006 01:53:54	Twilight	44.500	94	92Alp Cet	2.5260	3100.0	89	24606	No
23	GOM_NL__2PRFIN20061114_015839_000000312053_00003_24606_3729.N1	14-NOV-2006 01:58:39	Bright	31.000	105	6Bet Ari	2.6450	8900.0	62	24606	No
24	GOM_NL__2PRFIN20061114_020242_000000302053_00003_24606_3730.N1	14-NOV-2006 02:02:42	Bright	29.500	173	4Bet Tri	3.0040	8900.0	59	24606	No
25	GOM_NL__2PRFIN20061114_020446_000000312053_00003_24606_3731.N1	14-NOV-2006 02:04:46	Bright	31.000	73	57Gam1And	2.2600	13100.	62	24606	No
26	GOM_NL__2PRFIN20061114_020838_000000322053_00003_24606_3732.N1	14-NOV-2006 02:08:38	Bright	32.000	160	23Gam Per	2.9300	4700.0	64	24606	No
27	GOM_NL__2PRFIN20061114_021001_000000302053_00003_24606_3733.N1	14-NOV-2006 02:10:01	Bright	29.500	76	27Gam Cas	2.3000	30000.	59	24606	No
28	GOM_NL__2PRFIN20061114_021759_000000312053_00003_24606_3734.N1	14-NOV-2006 02:17:59	Bright	30.500	49	1Alp UMi	1.9900	6300.0	61	24606	No
29	GOM_NL__2PRFIN20061114_022217_000000312053_00003_24606_3735.N1	14-NOV-2006 02:22:17	Bright	30.500	60	7Bet UMi	2.0810	3950.0	61	24606	No
30	GOM_NL__2PRFIN20061114_022757_000000312053_00003_24606_3736.N1	14-NOV-2006 02:27:57	Bright	30.500	32	77Eps UMa	1.7630	11000.	61	24606	No
31	GOM_NL__2PRFIN20061114_022933_000000302053_00003_24606_3737.N1	14-NOV-2006 02:29:33	Bright	29.500	39	85Eta UMa	1.8540	24000.	59	24606	No
32	GOM_NL__2PRFIN20061114_023302_000000282053_00003_24606_3738.N1	14-NOV-2006 02:33:02	Bright	28.000	152	12Alp2CVn	2.8900	11000.	56	24606	No
33	GOM_NL__2PRFIN20061114_024057_000000362053_00003_24606_3739.N1	14-NOV-2006 02:40:57	Bright	35.500	62	94Bet Leo	2.1360	9700.0	71	24606	No
34	GOM_NL__2PRFIN20061114_024431_000000282053_00003_24606_3740.N1	14-NOV-2006 02:44:31	Bright	28.000	121	29Gam Vir	2.7400	7200.0	56	24606	No
35	GOM_NL__2PRFIN20061114_024931_000000322053_00003_24606_3741.N1	14-NOV-2006 02:49:31	Twilight	31.500	100	4Gam Crv	2.5800	13100.	63	24606	No
36	GOM_NL__2PRFIN20061114_025101_000000332053_00003_24606_3742.N1	14-NOV-2006 02:51:01	Twilight	33.000	171	2Eps Crv	3.0010	4250.0	66	24606	No
37	GOM_NL__2PRFIN20061114_030012_000000342053_00003_24606_3743.N1	14-NOV-2006 03:00:12	Dark	34.000	113	Mu Vel	2.6920	5000.0	68	24606	No
38	GOM_NL__2PRFIN20061114_030315_000000322053_00004_24607_3724.N1	14-NOV-2006 03:03:15	Dark	31.500	124	The Car	2.7640	30000.	63	24607	No
39	GOM_NL__2PRFIN20061114_030703_000000362053_00004_24607_3725.N1	14-NOV-2006 03:07:03	Dark	36.000	41	Eps Car	1.8600	4100.0	72	24607	No
40	GOM_NL__2PRFIN20061114_031232_000000442053_00004_24607_3726.N1	14-NOV-2006 03:12:32	Dark	44.000	2	Alp Car	-0.73600	7000.0	88	24607	No
41	GOM_NL__2PRFIN20061114_032127_000000322053_00004_24607_3727.N1	14-NOV-2006 03:21:27	Straylight	31.500	157	The1Eri	2.9060	9300.0	63	24607	No
42	GOM_NL__2PRFIN20061114_033430_000000422053_00004_24607_3728.N1	14-NOV-2006 03:34:30	Twilight	41.500	94	92Alp Cet	2.5260	3100.0	83	24607	No

43	GOM_NL__2PRFIN20061114_033915_000000302053_00004_24607_3729.N1	14-NOV-2006 03:39:15	Bright	29.500	105	6Bet Ari	2.6450	8900.0	59	24607	No
44	GOM_NL__2PRFIN20061114_034318_000000302053_00004_24607_3730.N1	14-NOV-2006 03:43:18	Bright	30.000	173	4Bet Tri	3.0040	8900.0	60	24607	No
45	GOM_NL__2PRFIN20061114_034522_000000332053_00004_24607_3731.N1	14-NOV-2006 03:45:22	Bright	33.000	73	57Gam1And	2.2600	13100.	66	24607	No
46	GOM_NL__2PRFIN20061114_034914_000000332053_00004_24607_3732.N1	14-NOV-2006 03:49:14	Bright	32.500	160	23Gam Per	2.9300	4700.0	65	24607	No
47	GOM_NL__2PRFIN20061114_035037_000000292053_00004_24607_3733.N1	14-NOV-2006 03:50:37	Bright	29.000	76	27Gam Cas	2.3000	30000.	58	24607	No
48	GOM_NL__2PRFIN20061114_035834_000000302053_00004_24607_3734.N1	14-NOV-2006 03:58:34	Bright	30.000	49	1Alp UMi	1.9900	6300.0	60	24607	No
49	GOM_NL__2PRFIN20061114_040253_000000312053_00004_24607_3735.N1	14-NOV-2006 04:02:53	Bright	31.000	60	7Bet UMi	2.0810	3950.0	62	24607	No
50	GOM_NL__2PRFIN20061114_040833_000000282053_00004_24607_3736.N1	14-NOV-2006 04:08:33	Bright	28.000	32	77Eps UMa	1.7630	11000.	56	24607	No
51	GOM_NL__2PRFIN20061114_041009_000000292053_00004_24607_3737.N1	14-NOV-2006 04:10:09	Bright	29.000	39	85Eta UMa	1.8540	24000.	58	24607	No
52	GOM_NL__2PRFIN20061114_041338_000000312053_00004_24607_3738.N1	14-NOV-2006 04:13:38	Bright	30.500	152	12Alp2CVn	2.8900	11000.	61	24607	No
53	GOM_NL__2PRFIN20061114_042134_000000332053_00004_24607_3739.N1	14-NOV-2006 04:21:34	Bright	33.000	62	94Bet Leo	2.1360	9700.0	66	24607	No
54	GOM_NL__2PRFIN20061114_042507_000000282053_00004_24607_3740.N1	14-NOV-2006 04:25:07	Bright	28.000	121	29Gam Vir	2.7400	7200.0	56	24607	No
55	GOM_NL__2PRFIN20061114_043007_000000372053_00004_24607_3741.N1	14-NOV-2006 04:30:07	Twi_and_stray	36.500	100	4Gam Crv	2.5800	13100.	73	24607	No
56	GOM_NL__2PRFIN20061114_043137_000000392053_00004_24607_3742.N1	14-NOV-2006 04:31:37	Twilight	38.500	171	2Eps Crv	3.0010	4250.0	77	24607	No
57	GOM_NL__2PRFIN20061114_044049_000000352053_00004_24607_3743.N1	14-NOV-2006 04:40:49	Dark	34.500	113	Mu Vel	2.6920	5000.0	69	24607	No
58	GOM_NL__2PRFIN20061114_044352_000000322053_00005_24608_3726.N1	14-NOV-2006 04:43:52	Dark	31.500	124	The Car	2.7640	30000.	63	24608	No
59	GOM_NL__2PRFIN20061114_044739_000000382053_00005_24608_3727.N1	14-NOV-2006 04:47:39	Dark	38.000	41	Eps Car	1.8600	4100.0	76	24608	No
60	GOM_NL__2PRFIN20061114_045309_000000412053_00005_24608_3728.N1	14-NOV-2006 04:53:09	Dark	41.000	2	Alp Car	-0.73600	7000.0	82	24608	No
61	GOM_NL__2PRFIN20061114_050203_000000322053_00005_24608_3729.N1	14-NOV-2006 05:02:03	Straylight	32.000	157	The1Eri	2.9060	9300.0	64	24608	No
62	GOM_NL__2PRFIN20061114_051506_000000402053_00005_24608_3730.N1	14-NOV-2006 05:15:06	Twi_and_stray	40.000	94	92Alp Cet	2.5260	3100.0	80	24608	No
63	GOM_NL__2PRFIN20061114_051951_000000302053_00005_24608_3731.N1	14-NOV-2006 05:19:51	Bright	29.500	105	6Bet Ari	2.6450	8900.0	59	24608	No
64	GOM_NL__2PRFIN20061114_052354_000000302053_00005_24608_3732.N1	14-NOV-2006 05:23:54	Bright	30.000	173	4Bet Tri	3.0040	8900.0	60	24608	No
65	GOM_NL__2PRFIN20061114_052558_000000312053_00005_24608_3733.N1	14-NOV-2006 05:25:58	Bright	31.000	73	57Gam1And	2.2600	13100.	62	24608	No
66	GOM_NL__2PRFIN20061114_052949_000000332053_00005_24608_3734.N1	14-NOV-2006 05:29:49	Bright	32.500	160	23Gam Per	2.9300	4700.0	65	24608	No
67	GOM_NL__2PRFIN20061114_053113_000000292053_00005_24608_3735.N1	14-NOV-2006 05:31:13	Bright	29.000	76	27Gam Cas	2.3000	30000.	58	24608	No
68	GOM_NL__2PRFIN20061114_053911_000000282053_00005_24608_3736.N1	14-NOV-2006 05:39:11	Bright	27.500	49	1Alp UMi	1.9900	6300.0	55	24608	No
69	GOM_NL__2PRFIN20061114_054329_000000342053_00005_24608_3737.N1	14-NOV-2006 05:43:29	Bright	33.500	60	7Bet UMi	2.0810	3950.0	67	24608	No
70	GOM_NL__2PRFIN20061114_054909_000000292053_00005_24608_3738.N1	14-NOV-2006 05:49:09	Bright	28.500	32	77Eps UMa	1.7630	11000.	57	24608	No
71	GOM_NL__2PRFIN20061114_055045_000000462053_00005_24608_3739.N1	14-NOV-2006 05:50:45	Bright	46.000	39	85Eta UMa	1.8540	24000.	92	24608	No
72	GOM_NL__2PRFIN20061114_060210_000000362053_00005_24608_3740.N1	14-NOV-2006 06:02:10	Bright	36.000	62	94Bet Leo	2.1360	9700.0	72	24608	No
73	GOM_NL__2PRFIN20061114_060544_000000282053_00005_24608_3741.N1	14-NOV-2006 06:05:44	Bright	28.000	121	29Gam Vir	2.7400	7200.0	56	24608	No
74	GOM_NL__2PRFIN20061114_061043_000000362053_00005_24608_3742.N1	14-NOV-2006 06:10:43	Twi_and_stray	36.000	100	4Gam Crv	2.5800	13100.	72	24608	No
75	GOM_NL__2PRFIN20061114_061214_000000392053_00005_24608_3743.N1	14-NOV-2006 06:12:14	Twilight	39.000	171	2Eps Crv	3.0010	4250.0	78	24608	No
76	GOM_NL__2PRFIN20061114_062125_000000362053_00005_24608_3744.N1	14-NOV-2006 06:21:25	Dark	35.500	113	Mu Vel	2.6920	5000.0	71	24608	No
77	GOM_NL__2PRFIN20061114_062428_000000312053_00006_24609_3731.N1	14-NOV-2006 06:24:28	Dark	31.000	124	The Car	2.7640	30000.	62	24609	No
78	GOM_NL__2PRFIN20061114_062816_000000372053_00006_24609_3732.N1	14-NOV-2006 06:28:16	Dark	36.500	41	Eps Car	1.8600	4100.0	73	24609	No
79	GOM_NL__2PRFIN20061114_063345_000000552053_00006_24609_3733.N1	14-NOV-2006 06:33:45	Dark	54.500	2	Alp Car	-0.73600	7000.0	109	24609	No
80	GOM_NL__2PRFIN20061114_064239_000000332053_00006_24609_3734.N1	14-NOV-2006 06:42:39	Straylight	33.000	157	The1Eri	2.9060	9300.0	66	24609	No
81	GOM_NL__2PRFIN20061114_065542_000000442053_00006_24609_3735.N1	14-NOV-2006 06:55:42	Twi_and_stray	43.500	94	92Alp Cet	2.5260	3100.0	87	24609	No
82	GOM_NL__2PRFIN20061114_070027_000000302053_00006_24609_3736.N1	14-NOV-2006 07:00:27	Bright	30.000	105	6Bet Ari	2.6450	8900.0	60	24609	No
83	GOM_NL__2PRFIN20061114_070430_000000302053_00006_24609_3737.N1	14-NOV-2006 07:04:30	Bright	29.500	173	4Bet Tri	3.0040	8900.0	59	24609	No
84	GOM_NL__2PRFIN20061114_070633_000000302053_00006_24609_3738.N1	14-NOV-2006 07:06:33	Bright	29.500	73	57Gam1And	2.2600	13100.	59	24609	No
85	GOM_NL__2PRFIN20061114_071025_000000312053_00006_24609_3739.N1	14-NOV-2006 07:10:25	Bright	30.500	160	23Gam Per	2.9300	4700.0	61	24609	No
86	GOM_NL__2PRFIN20061114_071149_000000302053_00006_24609_3740.N1	14-NOV-2006 07:11:49	Bright	29.500	76	27Gam Cas	2.3000	30000.	59	24609	No
87	GOM_NL__2PRFIN20061114_071946_000000302053_00006_24609_3741.N1	14-NOV-2006 07:19:46	Bright	30.000	49	1Alp UMi	1.9900	6300.0	60	24609	No
88	GOM_NL__2PRFIN20061114_072405_000000272053_00006_24609_3742.N1	14-NOV-2006 07:24:05	Bright	26.500	60	7Bet UMi	2.0810	3950.0	53	24609	No
89	GOM_NL__2PRFIN20061114_072945_000000312053_00006_24609_3743.N1	14-NOV-2006 07:29:45	Bright	31.000	32	77Eps UMa	1.7630	11000.	62	24609	No
90	GOM_NL__2PRFIN20061114_073121_000000282053_00006_24609_3744.N1	14-NOV-2006 07:31:21	Bright	27.500	39	85Eta UMa	1.8540	24000.	55	24609	No
91	GOM_NL__2PRFIN20061114_073451_000000302053_00006_24609_3745.N1	14-NOV-2006 07:34:51	Bright	30.000	152	12Alp2CVn	2.8900	11000.	60	24609	No
92	GOM_NL__2PRFIN20061114_074246_000000352053_00006_24609_3746.N1	14-NOV-2006 07:42:46	Bright	35.000	62	94Bet Leo	2.1360	9700.0	70	24609	No
93	GOM_NL__2PRFIN20061114_074620_000000292053_00006_24609_3747.N1	14-NOV-2006 07:46:20	Bright	29.000	121	29Gam Vir	2.7400	7200.0	58	24609	No
94	GOM_NL__2PRFIN20061114_075120_000000352053_00006_24609_3748.N1	14-NOV-2006 07:51:20	Twi_and_stray	35.000	100	4Gam Crv	2.5800	13100.	70	24609	No
95	GOM_NL__2PRFIN20061114_075250_000000372053_00006_24609_3749.N1	14-NOV-2006 07:52:50	Twilight	37.000	171	2Eps Crv	3.0010	4250.0	74	24609	No
96	GOM_NL__2PRFIN20061114_080202_000000372053_00006_24609_3750.N1	14-NOV-2006 08:02:02	Dark	37.000	113	Mu Vel	2.6920	5000.0	74	24609	No
97	GOM_NL__2PRFIN20061114_080504_000000322053_00007_24610_3731.N1	14-NOV-2006 08:05:04	Dark	32.000	124	The Car	2.7640	30000.	64	24610	No
98	GOM_NL__2PRFIN20061114_080853_000000362053_00007_24610_3732.N1	14-NOV-2006 08:08:53	Dark	35.500	41	Eps Car	1.8600	4100.0	71	24610	No
99	GOM_NL__2PRFIN20061114_081422_000000442053_00007_24610_3733.N1	14-NOV-2006 08:14:22	Dark	44.000	2	Alp Car	-0.73600	7000.0	88	24610	No
100	GOM_NL__2PRFIN20061114_082316_000000332053_00007_24610_3734.N1	14-NOV-2006 08:23:16	Straylight	32.500	157	The1Eri	2.9060	9300.0	65	24610	No
101	GOM_NL__2PRFIN20061114_083617_000000422053_00007_24610_3735.N1	14-NOV-2006 08:36:17	Twi_and_stray	42.000	94	92Alp Cet	2.5260	3100.0	84	24610	No

102	GOM_NL__2PRFIN20061114_084103_000000312053_00007_24610_3736.N1	14-NOV-2006 08:41:03	Bright	31.000	105	6Bet Ari	2.6450	8900.0	62	24610	No
103	GOM_NL__2PRFIN20061114_084506_000000292053_00007_24610_3737.N1	14-NOV-2006 08:45:06	Bright	28.500	173	4Bet Tri	3.0040	8900.0	57	24610	No
104	GOM_NL__2PRFIN20061114_084710_000000312053_00007_24610_3738.N1	14-NOV-2006 08:47:10	Bright	30.500	73	57Gam1And	2.2600	13100.	61	24610	No
105	GOM_NL__2PRFIN20061114_085101_000000332053_00007_24610_3739.N1	14-NOV-2006 08:51:01	Bright	32.500	160	23Gam Per	2.9300	4700.0	65	24610	No
106	GOM_NL__2PRFIN20061114_085225_000000332053_00007_24610_3740.N1	14-NOV-2006 08:52:25	Bright	32.500	76	27Gam Cas	2.3000	30000.	65	24610	No
107	GOM_NL__2PRFIN20061114_090023_000000282053_00007_24610_3741.N1	14-NOV-2006 09:00:23	Bright	27.500	49	1Alp UMi	1.9900	6300.0	55	24610	No
108	GOM_NL__2PRFIN20061114_090441_000000312053_00007_24610_3742.N1	14-NOV-2006 09:04:41	Bright	31.000	60	7Bet UMi	2.0810	3950.0	62	24610	No
109	GOM_NL__2PRFIN20061114_091021_000000312053_00007_24610_3743.N1	14-NOV-2006 09:10:21	Bright	31.000	32	77Eps UMa	1.7630	11000.	62	24610	No
110	GOM_NL__2PRFIN20061114_091157_000000462053_00007_24610_3744.N1	14-NOV-2006 09:11:57	Bright	46.000	39	85Eta UMa	1.8540	24000.	92	24610	No
111	GOM_NL__2PRFIN20061114_092309_000000272053_00007_24610_3745.N1	14-NOV-2006 09:23:09	Bright	27.000	138	47Eps Vir	2.8280	4700.0	54	24610	No
112	GOM_NL__2PRFIN20061114_092656_000000292053_00007_24610_3746.N1	14-NOV-2006 09:26:56	Bright	28.500	121	29Gam Vir	2.7400	7200.0	57	24610	No
113	GOM_NL__2PRFIN20061114_093156_000000352053_00007_24610_3747.N1	14-NOV-2006 09:31:56	Twilight	34.500	100	4Gam Crv	2.5800	13100.	69	24610	No
114	GOM_NL__2PRFIN20061114_093327_000000392053_00007_24610_3748.N1	14-NOV-2006 09:33:27	Twilight	38.500	171	2Eps Crv	3.0010	4250.0	77	24610	No
115	GOM_NL__2PRFIN20061114_094238_000000352053_00007_24610_3749.N1	14-NOV-2006 09:42:38	Dark	35.000	113	Mu Vel	2.6920	5000.0	70	24610	No
116	GOM_NL__2PRFIN20061114_094540_000000322053_00008_24611_3731.N1	14-NOV-2006 09:45:40	Dark	31.500	124	The Car	2.7640	30000.	63	24611	No
117	GOM_NL__2PRFIN20061114_094929_000000362053_00008_24611_3732.N1	14-NOV-2006 09:49:29	Dark	35.500	41	Eps Car	1.8600	4100.0	71	24611	No
118	GOM_NL__2PRFIN20061114_095459_000000542053_00008_24611_3733.N1	14-NOV-2006 09:54:59	Dark	53.500	2	Alp Car	-0.73600	7000.0	107	24611	No
119	GOM_NL__2PRFIN20061114_100351_000000332053_00008_24611_3734.N1	14-NOV-2006 10:03:51	Straylight	32.500	157	The1Eri	2.9060	9300.0	65	24611	No
120	GOM_NL__2PRFIN20061114_101653_000000412053_00008_24611_3735.N1	14-NOV-2006 10:16:53	Twilight	40.500	94	92Alp Cet	2.5260	3100.0	81	24611	No
121	GOM_NL__2PRFIN20061114_102139_000000292053_00008_24611_3736.N1	14-NOV-2006 10:21:39	Bright	29.000	105	6Bet Ari	2.6450	8900.0	58	24611	No
122	GOM_NL__2PRFIN20061114_102541_000000302053_00008_24611_3737.N1	14-NOV-2006 10:25:41	Bright	29.500	173	4Bet Tri	3.0040	8900.0	59	24611	No
123	GOM_NL__2PRFIN20061114_102745_000000312053_00008_24611_3738.N1	14-NOV-2006 10:27:45	Bright	30.500	73	57Gam1And	2.2600	13100.	61	24611	No
124	GOM_NL__2PRFIN20061114_103136_000000502053_00008_24611_3739.N1	14-NOV-2006 10:31:36	Bright	50.000	160	23Gam Per	2.9300	4700.0	100	24611	No
125	GOM_NL__2PRFIN20061114_103301_000000302053_00008_24611_3740.N1	14-NOV-2006 10:33:01	Bright	29.500	76	27Gam Cas	2.3000	30000.	59	24611	No
126	GOM_NL__2PRFIN20061114_104058_000000312053_00008_24611_3741.N1	14-NOV-2006 10:40:58	Bright	31.000	49	1Alp UMi	1.9900	6300.0	62	24611	No
127	GOM_NL__2PRFIN20061114_104517_000000302053_00008_24611_3742.N1	14-NOV-2006 10:45:17	Bright	30.000	60	7Bet UMi	2.0810	3950.0	60	24611	No
128	GOM_NL__2PRFIN20061114_105057_000000312053_00008_24611_3743.N1	14-NOV-2006 10:50:57	Bright	30.500	32	77Eps UMa	1.7630	11000.	61	24611	No
129	GOM_NL__2PRFIN20061114_105233_000000292053_00008_24611_3744.N1	14-NOV-2006 10:52:33	Bright	28.500	39	85Eta UMa	1.8540	24000.	57	24611	No
130	GOM_NL__2PRFIN20061114_105603_000000292053_00008_24611_3745.N1	14-NOV-2006 10:56:03	Bright	29.000	152	12Alp2CVn	2.8900	11000.	58	24611	No
131	GOM_NL__2PRFIN20061114_110345_000000282053_00008_24611_3746.N1	14-NOV-2006 11:03:45	Bright	28.000	138	47Eps Vir	2.8280	4700.0	56	24611	No
132	GOM_NL__2PRFIN20061114_110732_000000292053_00008_24611_3747.N1	14-NOV-2006 11:07:32	Bright	28.500	121	29Gam Vir	2.7400	7200.0	57	24611	No
133	GOM_NL__2PRFIN20061114_111232_000000352053_00008_24611_3748.N1	14-NOV-2006 11:12:32	Twilight	34.500	100	4Gam Crv	2.5800	13100.	69	24611	No
134	GOM_NL__2PRFIN20061114_111403_000000392053_00008_24611_3749.N1	14-NOV-2006 11:14:03	Twilight	39.000	171	2Eps Crv	3.0010	4250.0	78	24611	No
135	GOM_NL__2PRFIN20061114_112315_000000362053_00008_24611_3750.N1	14-NOV-2006 11:23:15	Dark	35.500	113	Mu Vel	2.6920	5000.0	71	24611	No
136	GOM_NL__2PRFIN20061114_112617_000000312053_00009_24612_3731.N1	14-NOV-2006 11:26:17	Dark	31.000	124	The Car	2.7640	30000.	62	24612	No
137	GOM_NL__2PRFIN20061114_113006_000000362053_00009_24612_3732.N1	14-NOV-2006 11:30:06	Dark	35.500	41	Eps Car	1.8600	4100.0	71	24612	No
138	GOM_NL__2PRFIN20061114_113535_000000552053_00009_24612_3733.N1	14-NOV-2006 11:35:35	Dark	55.000	2	Alp Car	-0.73600	7000.0	110	24612	No
139	GOM_NL__2PRFIN20061114_114428_000000312053_00009_24612_3734.N1	14-NOV-2006 11:44:28	Straylight	31.000	157	The1Eri	2.9060	9300.0	62	24612	No
140	GOM_NL__2PRFIN20061114_115729_000000432053_00009_24612_3735.N1	14-NOV-2006 11:57:29	Twilight	43.000	94	92Alp Cet	2.5260	3100.0	86	24612	No
141	GOM_NL__2PRFIN20061114_120215_000000302053_00009_24612_3736.N1	14-NOV-2006 12:02:15	Bright	29.500	105	6Bet Ari	2.6450	8900.0	59	24612	No
142	GOM_NL__2PRFIN20061114_120617_000000302053_00009_24612_3737.N1	14-NOV-2006 12:06:17	Bright	29.500	173	4Bet Tri	3.0040	8900.0	59	24612	No
143	GOM_NL__2PRFIN20061114_120821_000000302053_00009_24612_3738.N1	14-NOV-2006 12:08:21	Bright	30.000	73	57Gam1And	2.2600	13100.	60	24612	No
144	GOM_NL__2PRFIN20061114_121212_000000312053_00009_24612_3739.N1	14-NOV-2006 12:12:12	Bright	31.000	160	23Gam Per	2.9300	4700.0	62	24612	No
145	GOM_NL__2PRFIN20061114_121337_000000302053_00009_24612_3740.N1	14-NOV-2006 12:13:37	Bright	29.500	76	27Gam Cas	2.3000	30000.	59	24612	No
146	GOM_NL__2PRFIN20061114_122134_000000312053_00009_24612_3741.N1	14-NOV-2006 12:21:34	Bright	30.500	49	1Alp UMi	1.9900	6300.0	61	24612	No
147	GOM_NL__2PRFIN20061114_122553_000000292053_00009_24612_3742.N1	14-NOV-2006 12:25:53	Bright	28.500	60	7Bet UMi	2.0810	3950.0	57	24612	No
148	GOM_NL__2PRFIN20061114_123132_000000312053_00009_24612_3743.N1	14-NOV-2006 12:31:32	Bright	30.500	32	77Eps UMa	1.7630	11000.	61	24612	No
149	GOM_NL__2PRFIN20061114_123309_000000292053_00009_24612_3744.N1	14-NOV-2006 12:33:09	Bright	28.500	39	85Eta UMa	1.8540	24000.	57	24612	No
150	GOM_NL__2PRFIN20061114_123638_000000292053_00009_24612_3745.N1	14-NOV-2006 12:36:38	Bright	29.000	152	12Alp2CVn	2.8900	11000.	58	24612	No
151	GOM_NL__2PRFIN20061114_124421_000000272053_00009_24612_3746.N1	14-NOV-2006 12:44:21	Bright	27.000	138	47Eps Vir	2.8280	4700.0	54	24612	No
152	GOM_NL__2PRFIN20061114_124808_000000302053_00009_24612_3747.N1	14-NOV-2006 12:48:08	Bright	29.500	121	29Gam Vir	2.7400	7200.0	59	24612	No
153	GOM_NL__2PRFIN20061114_125309_000000342053_00009_24612_3748.N1	14-NOV-2006 12:53:09	Twilight	33.500	100	4Gam Crv	2.5800	13100.	67	24612	No
154	GOM_NL__2PRFIN20061114_125439_000000382053_00009_24612_3749.N1	14-NOV-2006 12:54:39	Twilight	37.500	171	2Eps Crv	3.0010	4250.0	75	24612	No
155	GOM_NL__2PRFIN20061114_130351_000000352053_00009_24612_3750.N1	14-NOV-2006 13:03:51	Dark	35.000	113	Mu Vel	2.6920	5000.0	70	24612	No
156	GOM_NL__2PRFIN20061114_130653_000000322053_00010_24613_3731.N1	14-NOV-2006 13:06:53	Dark	31.500	124	The Car	2.7640	30000.	63	24613	No
157	GOM_NL__2PRFIN20061114_131042_000000472053_00010_24613_3732.N1	14-NOV-2006 13:10:42	Dark	47.000	41	Eps Car	1.8600	4100.0	94	24613	No
158	GOM_NL__2PRFIN20061114_131612_000000462053_00010_24613_3733.N1	14-NOV-2006 13:16:12	Dark	46.000	2	Alp Car	-0.73600	7000.0	92	24613	No
159	GOM_NL__2PRFIN20061114_132504_000000332053_00010_24613_3734.N1	14-NOV-2006 13:25:04	Straylight	32.500	157	The1Eri	2.9060	9300.0	65	24613	No
160	GOM_NL__2PRFIN20061114_133805_000000432053_00010_24613_3735.N1	14-NOV-2006 13:38:05	Twilight	42.500	94	92Alp Cet	2.5260	3100.0	85	24613	No



161	GOM_NL__2PRFIN20061114_134251_000000312053_00010_24613_3736.N1	14-NOV-2006 13:42:51	Bright	30.500	105	6Bet Ari	2.6450	8900.0	61	24613	No
162	GOM_NL__2PRFIN20061114_134653_000000302053_00010_24613_3737.N1	14-NOV-2006 13:46:53	Bright	29.500	173	4Bet Tri	3.0040	8900.0	59	24613	No
163	GOM_NL__2PRFIN20061114_134857_000000302053_00010_24613_3738.N1	14-NOV-2006 13:48:57	Bright	30.000	73	57Gam1And	2.2600	13100.	60	24613	No
164	GOM_NL__2PRFIN20061114_135247_000000332053_00010_24613_3739.N1	14-NOV-2006 13:52:47	Bright	33.000	160	23Gam Per	2.9300	4700.0	66	24613	No
165	GOM_NL__2PRFIN20061114_135413_000000292053_00010_24613_3740.N1	14-NOV-2006 13:54:13	Bright	29.000	76	27Gam Cas	2.3000	30000.	58	24613	No
166	GOM_NL__2PRFIN20061114_140210_000000282053_00010_24613_3741.N1	14-NOV-2006 14:02:10	Bright	28.000	49	1Alp UMi	1.9900	6300.0	56	24613	No
167	GOM_NL__2PRFIN20061114_140629_000000312053_00010_24613_3742.N1	14-NOV-2006 14:06:29	Bright	31.000	60	7Bet UMi	2.0810	3950.0	62	24613	No
168	GOM_NL__2PRFIN20061114_141208_000000302053_00010_24613_3743.N1	14-NOV-2006 14:12:08	Bright	30.000	32	77Eps UMa	1.7630	11000.	60	24613	No
169	GOM_NL__2PRFIN20061114_141345_000000292053_00010_24613_3744.N1	14-NOV-2006 14:13:45	Bright	28.500	39	85Eta UMa	1.8540	24000.	57	24613	No
170	GOM_NL__2PRFIN20061114_141714_000000302053_00010_24613_3745.N1	14-NOV-2006 14:17:14	Bright	29.500	152	12Alp2CVn	2.8900	11000.	59	24613	No
171	GOM_NL__2PRFIN20061114_142457_000000282053_00010_24613_3746.N1	14-NOV-2006 14:24:57	Bright	27.500	138	47Eps Vir	2.8280	4700.0	55	24613	No
172	GOM_NL__2PRFIN20061114_142845_000000312053_00010_24613_3747.N1	14-NOV-2006 14:28:45	Bright	31.000	121	29Gam Vir	2.7400	7200.0	62	24613	No
173	GOM_NL__2PRFIN20061114_143345_000000332053_00010_24613_3748.N1	14-NOV-2006 14:33:45	Twi_and_stray	33.000	100	4Gam Crv	2.5800	13100.	66	24613	No
174	GOM_NL__2PRFIN20061114_143516_000000382053_00010_24613_3749.N1	14-NOV-2006 14:35:16	Twilight	38.000	171	2Eps Crv	3.0010	4250.0	76	24613	No
175	GOM_NL__2PRFIN20061114_144428_000000342053_00010_24613_3750.N1	14-NOV-2006 14:44:28	Dark	33.500	113	Mu Vel	2.6920	5000.0	67	24613	No
176	GOM_NL__2PRFIN20061114_144729_000000312053_00011_24614_3731.N1	14-NOV-2006 14:47:29	Dark	31.000	124	The Car	2.7640	30000.	62	24614	No
177	GOM_NL__2PRFIN20061114_145119_000000402053_00011_24614_3732.N1	14-NOV-2006 14:51:19	Dark	40.000	41	Eps Car	1.8600	4100.0	80	24614	No
178	GOM_NL__2PRFIN20061114_145648_000000412053_00011_24614_3733.N1	14-NOV-2006 14:56:48	Dark	40.500	2	Alp Car	-0.73600	7000.0	81	24614	No
179	GOM_NL__2PRFIN20061114_150540_000000332053_00011_24614_3734.N1	14-NOV-2006 15:05:40	Straylight	32.500	157	The1Eri	2.9060	9300.0	65	24614	No
180	GOM_NL__2PRFIN20061114_151840_000000432053_00011_24614_3735.N1	14-NOV-2006 15:18:40	Twi_and_stray	42.500	94	92Alp Cet	2.5260	3100.0	85	24614	No
181	GOM_NL__2PRFIN20061114_152327_000000322053_00011_24614_3736.N1	14-NOV-2006 15:23:27	Bright	32.000	105	6Bet Ari	2.6450	8900.0	64	24614	No
182	GOM_NL__2PRFIN20061114_152729_000000302053_00011_24614_3737.N1	14-NOV-2006 15:27:29	Bright	30.000	173	4Bet Tri	3.0040	8900.0	60	24614	No
183	GOM_NL__2PRFIN20061114_152933_000000302053_00011_24614_3738.N1	14-NOV-2006 15:29:33	Bright	29.500	73	57Gam1And	2.2600	13100.	59	24614	No
184	GOM_NL__2PRFIN20061114_153323_000000312053_00011_24614_3739.N1	14-NOV-2006 15:33:23	Bright	30.500	160	23Gam Per	2.9300	4700.0	61	24614	No
185	GOM_NL__2PRFIN20061114_153449_000000312053_00011_24614_3740.N1	14-NOV-2006 15:34:49	Bright	31.000	76	27Gam Cas	2.3000	30000.	62	24614	No
186	GOM_NL__2PRFIN20061114_154246_000000302053_00011_24614_3741.N1	14-NOV-2006 15:42:46	Bright	29.500	49	1Alp UMi	1.9900	6300.0	59	24614	No
187	GOM_NL__2PRFIN20061114_154705_000000302053_00011_24614_3742.N1	14-NOV-2006 15:47:05	Bright	30.000	60	7Bet UMi	2.0810	3950.0	60	24614	No
188	GOM_NL__2PRFIN20061114_155245_000000322053_00011_24614_3743.N1	14-NOV-2006 15:52:45	Bright	31.500	32	77Eps UMa	1.7630	11000.	63	24614	No
189	GOM_NL__2PRFIN20061114_155421_000000302053_00011_24614_3744.N1	14-NOV-2006 15:54:21	Bright	30.000	39	85Eta UMa	1.8540	24000.	60	24614	No
190	GOM_NL__2PRFIN20061114_155751_000000302053_00011_24614_3745.N1	14-NOV-2006 15:57:51	Bright	30.000	152	12Alp2CVn	2.8900	11000.	60	24614	No
191	GOM_NL__2PRFIN20061114_160533_000000292053_00011_24614_3746.N1	14-NOV-2006 16:05:33	Bright	28.500	138	47Eps Vir	2.8280	4700.0	57	24614	No
192	GOM_NL__2PRFIN20061114_160921_000000312053_00011_24614_3747.N1	14-NOV-2006 16:09:21	Bright	31.000	121	29Gam Vir	2.7400	7200.0	62	24614	No
193	GOM_NL__2PRFIN20061114_161422_000000352053_00011_24614_3748.N1	14-NOV-2006 16:14:22	Twi_and_stray	34.500	100	4Gam Crv	2.5800	13100.	69	24614	No
194	GOM_NL__2PRFIN20061114_161552_000000352053_00011_24614_3749.N1	14-NOV-2006 16:15:52	Twilight	34.500	171	2Eps Crv	3.0010	4250.0	69	24614	No
195	GOM_NL__2PRFIN20061114_162505_000000392053_00011_24614_3750.N1	14-NOV-2006 16:25:05	Dark	39.000	113	Mu Vel	2.6920	5000.0	78	24614	No
196	GOM_NL__2PRFIN20061114_162806_000000312053_00012_24615_3731.N1	14-NOV-2006 16:28:06	Dark	30.500	124	The Car	2.7640	30000.	61	24615	No
197	GOM_NL__2PRFIN20061114_163155_000000352053_00012_24615_3732.N1	14-NOV-2006 16:31:55	Dark	35.000	41	Eps Car	1.8600	4100.0	70	24615	No
198	GOM_NL__2PRFIN20061114_163725_000000472053_00012_24615_3733.N1	14-NOV-2006 16:37:25	Dark	46.500	2	Alp Car	-0.73600	7000.0	93	24615	No
199	GOM_NL__2PRFIN20061114_164616_000000342053_00012_24615_3734.N1	14-NOV-2006 16:46:16	Straylight	34.000	157	The1Eri	2.9060	9300.0	68	24615	No
200	GOM_NL__2PRFIN20061114_165916_000000422053_00012_24615_3735.N1	14-NOV-2006 16:59:16	Twi_and_stray	41.500	94	92Alp Cet	2.5260	3100.0	83	24615	No
201	GOM_NL__2PRFIN20061114_170403_000000312053_00012_24615_3736.N1	14-NOV-2006 17:04:03	Bright	30.500	105	6Bet Ari	2.6450	8900.0	61	24615	No
202	GOM_NL__2PRFIN20061114_170805_000000312053_00012_24615_3737.N1	14-NOV-2006 17:08:05	Bright	30.500	173	4Bet Tri	3.0040	8900.0	61	24615	No
203	GOM_NL__2PRFIN20061114_171009_000000312053_00012_24615_3738.N1	14-NOV-2006 17:10:09	Bright	31.000	73	57Gam1And	2.2600	13100.	62	24615	No
204	GOM_NL__2PRFIN20061114_171359_000000332053_00012_24615_3739.N1	14-NOV-2006 17:13:59	Bright	32.500	160	23Gam Per	2.9300	4700.0	65	24615	No
205	GOM_NL__2PRFIN20061114_171525_000000292053_00012_24615_3740.N1	14-NOV-2006 17:15:25	Bright	28.500	76	27Gam Cas	2.3000	30000.	57	24615	No
206	GOM_NL__2PRFIN20061114_172322_000000302053_00012_24615_3741.N1	14-NOV-2006 17:23:22	Bright	30.000	49	1Alp UMi	1.9900	6300.0	60	24615	No
207	GOM_NL__2PRFIN20061114_172741_000000312053_00012_24615_3742.N1	14-NOV-2006 17:27:41	Bright	30.500	60	7Bet UMi	2.0810	3950.0	61	24615	No
208	GOM_NL__2PRFIN20061114_173321_000000282053_00012_24615_3743.N1	14-NOV-2006 17:33:21	Bright	28.000	32	77Eps UMa	1.7630	11000.	56	24615	No
209	GOM_NL__2PRFIN20061114_173458_000000272053_00012_24615_3744.N1	14-NOV-2006 17:34:58	Bright	27.000	39	85Eta UMa	1.8540	24000.	54	24615	No
210	GOM_NL__2PRFIN20061114_173827_000000302053_00012_24615_3745.N1	14-NOV-2006 17:38:27	Bright	30.000	152	12Alp2CVn	2.8900	11000.	60	24615	No
211	GOM_NL__2PRFIN20061114_174609_000000292053_00012_24615_3746.N1	14-NOV-2006 17:46:09	Bright	28.500	138	47Eps Vir	2.8280	4700.0	57	24615	No
212	GOM_NL__2PRFIN20061114_174957_000000302053_00012_24615_3747.N1	14-NOV-2006 17:49:57	Bright	30.000	121	29Gam Vir	2.7400	7200.0	60	24615	No
213	GOM_NL__2PRFIN20061114_175458_000000362053_00012_24615_3748.N1	14-NOV-2006 17:54:58	Twi_and_stray	35.500	100	4Gam Crv	2.5800	13100.	71	24615	No
214	GOM_NL__2PRFIN20061114_175629_000000362053_00012_24615_3749.N1	14-NOV-2006 17:56:29	Twilight	36.000	171	2Eps Crv	3.0010	4250.0	72	24615	No
215	GOM_NL__2PRFIN20061114_180541_000000382053_00012_24615_3750.N1	14-NOV-2006 18:05:41	Dark	37.500	113	Mu Vel	2.6920	5000.0	75	24615	No
216	GOM_NL__2PRFIN20061114_180842_000000312053_00013_24616_3731.N1	14-NOV-2006 18:08:42	Dark	31.000	124	The Car	2.7640	30000.	62	24616	No
217	GOM_NL__2PRFIN20061114_181232_000000392053_00013_24616_3732.N1	14-NOV-2006 18:12:32	Dark	39.000	41	Eps Car	1.8600	4100.0	78	24616	No
218	GOM_NL__2PRFIN20061114_181802_000000552053_00013_24616_3733.N1	14-NOV-2006 18:18:02	Dark	54.500	2	Alp Car	-0.73600	7000.0	109	24616	No
219	GOM_NL__2PRFIN20061114_182652_000000342053_00013_24616_3734.N1	14-NOV-2006 18:26:52	Straylight	33.500	157	The1Eri	2.9060	9300.0	67	24616	No

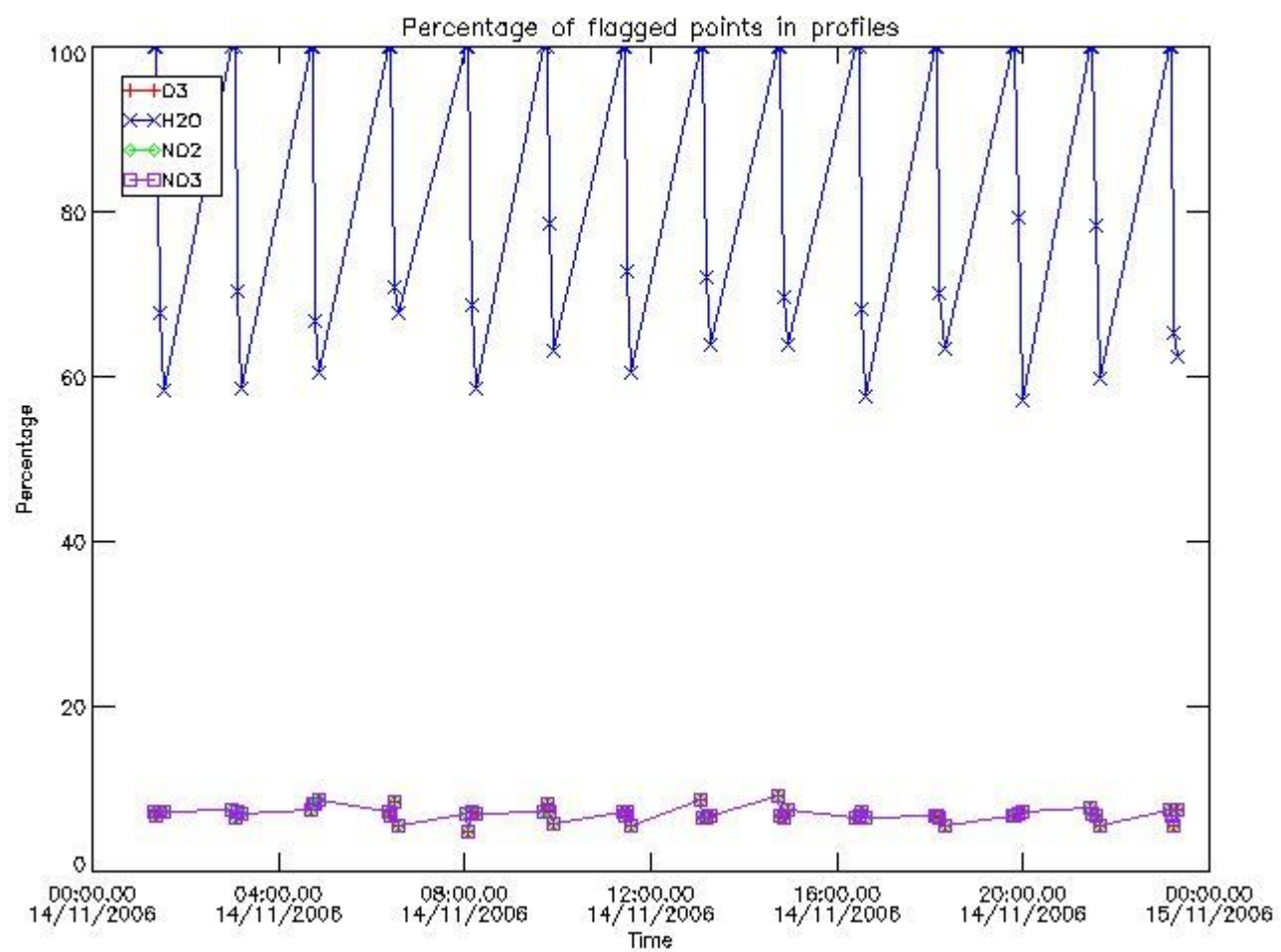
220	GOM_NL__2PRFIN20061114_183952_000000442053_00013_24616_3735.N1	14-NOV-2006 18:39:52	Twilight	43.500	94	92Alp Cet	2.5260	3100.0	87	24616	No
221	GOM_NL__2PRFIN20061114_184439_000000312053_00013_24616_3736.N1	14-NOV-2006 18:44:39	Bright	31.000	105	6Bet Ari	2.6450	8900.0	62	24616	No
222	GOM_NL__2PRFIN20061114_184840_000000312053_00013_24616_3737.N1	14-NOV-2006 18:48:40	Bright	30.500	173	4Bet Tri	3.0040	8900.0	61	24616	No
223	GOM_NL__2PRFIN20061114_185044_000000312053_00013_24616_3738.N1	14-NOV-2006 18:50:44	Bright	30.500	73	57Gam1And	2.2600	13100.	61	24616	No
224	GOM_NL__2PRFIN20061114_185434_000000322053_00013_24616_3739.N1	14-NOV-2006 18:54:34	Bright	31.500	160	23Gam Per	2.9300	4700.0	63	24616	No
225	GOM_NL__2PRFIN20061114_185601_000000302053_00013_24616_3740.N1	14-NOV-2006 18:56:01	Bright	30.000	76	27Gam Cas	2.3000	30000.	60	24616	No
226	GOM_NL__2PRFIN20061114_190358_000000302053_00013_24616_3741.N1	14-NOV-2006 19:03:58	Bright	30.000	49	1Alp UMi	1.9900	6300.0	60	24616	No
227	GOM_NL__2PRFIN20061114_190817_000000312053_00013_24616_3742.N1	14-NOV-2006 19:08:17	Bright	30.500	60	7Bet UMi	2.0810	3950.0	61	24616	No
228	GOM_NL__2PRFIN20061114_191357_000000302053_00013_24616_3743.N1	14-NOV-2006 19:13:57	Bright	29.500	32	77Eps UMa	1.7630	11000.	59	24616	No
229	GOM_NL__2PRFIN20061114_191534_000000322053_00013_24616_3744.N1	14-NOV-2006 19:15:34	Bright	31.500	39	85Eta UMa	1.8540	24000.	63	24616	No
230	GOM_NL__2PRFIN20061114_191903_000000292053_00013_24616_3745.N1	14-NOV-2006 19:19:03	Bright	28.500	152	12Alp2CVn	2.8900	11000.	57	24616	No
231	GOM_NL__2PRFIN20061114_192646_000000292053_00013_24616_3746.N1	14-NOV-2006 19:26:46	Bright	28.500	138	47Eps Vir	2.8280	4700.0	57	24616	No
232	GOM_NL__2PRFIN20061114_193034_000000292053_00013_24616_3747.N1	14-NOV-2006 19:30:34	Bright	29.000	121	29Gam Vir	2.7400	7200.0	58	24616	No
233	GOM_NL__2PRFIN20061114_193534_000000342053_00013_24616_3748.N1	14-NOV-2006 19:35:34	Twilight	33.500	100	4Gam Crv	2.5800	13100.	67	24616	No
234	GOM_NL__2PRFIN20061114_193705_000000362053_00013_24616_3749.N1	14-NOV-2006 19:37:05	Twilight	35.500	171	2Eps Crv	3.0010	4250.0	71	24616	No
235	GOM_NL__2PRFIN20061114_194618_000000382053_00013_24616_3750.N1	14-NOV-2006 19:46:18	Dark	37.500	113	Mu Vel	2.6920	5000.0	75	24616	No
236	GOM_NL__2PRFIN20061114_194918_000000312053_00014_24617_3731.N1	14-NOV-2006 19:49:18	Dark	31.000	124	The Car	2.7640	30000.	62	24617	No
237	GOM_NL__2PRFIN20061114_195309_000000372053_00014_24617_3732.N1	14-NOV-2006 19:53:09	Dark	36.500	41	Eps Car	1.8600	4100.0	73	24617	No
238	GOM_NL__2PRFIN20061114_195838_000000422053_00014_24617_3733.N1	14-NOV-2006 19:58:38	Dark	42.000	2	Alp Car	-0.73600	7000.0	84	24617	No
239	GOM_NL__2PRFIN20061114_200728_000000312053_00014_24617_3734.N1	14-NOV-2006 20:07:28	Straylight	31.000	157	The1Eri	2.9060	9300.0	62	24617	No
240	GOM_NL__2PRFIN20061114_202028_000000382053_00014_24617_3735.N1	14-NOV-2006 20:20:28	Twilight	38.000	94	92Alp Cet	2.5260	3100.0	76	24617	No
241	GOM_NL__2PRFIN20061114_202515_000000322053_00014_24617_3736.N1	14-NOV-2006 20:25:15	Bright	32.000	105	6Bet Ari	2.6450	8900.0	64	24617	No
242	GOM_NL__2PRFIN20061114_202916_000000302053_00014_24617_3737.N1	14-NOV-2006 20:29:16	Bright	30.000	173	4Bet Tri	3.0040	8900.0	60	24617	No
243	GOM_NL__2PRFIN20061114_203120_000000312053_00014_24617_3738.N1	14-NOV-2006 20:31:20	Bright	30.500	73	57Gam1And	2.2600	13100.	61	24617	No
244	GOM_NL__2PRFIN20061114_203510_000000312053_00014_24617_3739.N1	14-NOV-2006 20:35:10	Bright	31.000	160	23Gam Per	2.9300	4700.0	62	24617	No
245	GOM_NL__2PRFIN20061114_203637_000000312053_00014_24617_3740.N1	14-NOV-2006 20:36:37	Bright	30.500	76	27Gam Cas	2.3000	30000.	61	24617	No
246	GOM_NL__2PRFIN20061114_204434_000000302053_00014_24617_3741.N1	14-NOV-2006 20:44:34	Bright	30.000	49	1Alp UMi	1.9900	6300.0	60	24617	No
247	GOM_NL__2PRFIN20061114_204853_000000462053_00014_24617_3742.N1	14-NOV-2006 20:48:53	Bright	46.000	60	7Bet UMi	2.0810	3950.0	92	24617	No
248	GOM_NL__2PRFIN20061114_205433_000000322053_00014_24617_3743.N1	14-NOV-2006 20:54:33	Bright	31.500	32	77Eps UMa	1.7630	11000.	63	24617	No
249	GOM_NL__2PRFIN20061114_205610_000000292053_00014_24617_3744.N1	14-NOV-2006 20:56:10	Bright	29.000	39	85Eta UMa	1.8540	24000.	58	24617	No
250	GOM_NL__2PRFIN20061114_205939_000000322053_00014_24617_3745.N1	14-NOV-2006 20:59:39	Bright	31.500	152	12Alp2CVn	2.8900	11000.	63	24617	No
251	GOM_NL__2PRFIN20061114_210722_000000292053_00014_24617_3746.N1	14-NOV-2006 21:07:22	Bright	28.500	138	47Eps Vir	2.8280	4700.0	57	24617	No
252	GOM_NL__2PRFIN20061114_211110_000000292053_00014_24617_3747.N1	14-NOV-2006 21:11:10	Bright	28.500	121	29Gam Vir	2.7400	7200.0	57	24617	No
253	GOM_NL__2PRFIN20061114_211611_000000332053_00014_24617_3748.N1	14-NOV-2006 21:16:11	Twilight	33.000	100	4Gam Crv	2.5800	13100.	66	24617	No
254	GOM_NL__2PRFIN20061114_211741_000000352053_00014_24617_3749.N1	14-NOV-2006 21:17:41	Twilight	34.500	171	2Eps Crv	3.0010	4250.0	69	24617	No
255	GOM_NL__2PRFIN20061114_212654_000000342053_00014_24617_3750.N1	14-NOV-2006 21:26:54	Dark	33.500	113	Mu Vel	2.6920	5000.0	67	24617	No
256	GOM_NL__2PRFIN20061114_212955_000000302053_00015_24618_3731.N1	14-NOV-2006 21:29:55	Dark	30.000	124	The Car	2.7640	30000.	60	24618	No
257	GOM_NL__2PRFIN20061114_213345_000000382053_00015_24618_3732.N1	14-NOV-2006 21:33:45	Dark	37.500	41	Eps Car	1.8600	4100.0	75	24618	No
258	GOM_NL__2PRFIN20061114_213915_000000472053_00015_24618_3733.N1	14-NOV-2006 21:39:15	Dark	46.500	2	Alp Car	-0.73600	7000.0	93	24618	No
259	GOM_NL__2PRFIN20061114_214804_000000302053_00015_24618_3734.N1	14-NOV-2006 21:48:04	Straylight	30.000	157	The1Eri	2.9060	9300.0	60	24618	No
260	GOM_NL__2PRFIN20061114_220104_000000442053_00015_24618_3735.N1	14-NOV-2006 22:01:04	Twilight	44.000	94	92Alp Cet	2.5260	3100.0	88	24618	No
261	GOM_NL__2PRFIN20061114_220551_000000302053_00015_24618_3736.N1	14-NOV-2006 22:05:51	Bright	30.000	105	6Bet Ari	2.6450	8900.0	60	24618	No
262	GOM_NL__2PRFIN20061114_220952_000000302053_00015_24618_3737.N1	14-NOV-2006 22:09:52	Bright	29.500	173	4Bet Tri	3.0040	8900.0	59	24618	No
263	GOM_NL__2PRFIN20061114_221156_000000302053_00015_24618_3738.N1	14-NOV-2006 22:11:56	Bright	30.000	73	57Gam1And	2.2600	13100.	60	24618	No
264	GOM_NL__2PRFIN20061114_221545_000000322053_00015_24618_3739.N1	14-NOV-2006 22:15:45	Bright	32.000	160	23Gam Per	2.9300	4700.0	64	24618	No
265	GOM_NL__2PRFIN20061114_221713_000000302053_00015_24618_3740.N1	14-NOV-2006 22:17:13	Bright	29.500	76	27Gam Cas	2.3000	30000.	59	24618	No
266	GOM_NL__2PRFIN20061114_222510_000000302053_00015_24618_3741.N1	14-NOV-2006 22:25:10	Bright	29.500	49	1Alp UMi	1.9900	6300.0	59	24618	No
267	GOM_NL__2PRFIN20061114_222930_000000312053_00015_24618_3742.N1	14-NOV-2006 22:29:30	Bright	30.500	60	7Bet UMi	2.0810	3950.0	61	24618	No
268	GOM_NL__2PRFIN20061114_223508_000000302053_00015_24618_3743.N1	14-NOV-2006 22:35:08	Bright	30.000	32	77Eps UMa	1.7630	11000.	60	24618	No
269	GOM_NL__2PRFIN20061114_223646_000000282053_00015_24618_3744.N1	14-NOV-2006 22:36:46	Bright	27.500	39	85Eta UMa	1.8540	24000.	55	24618	No
270	GOM_NL__2PRFIN20061114_224015_000000302053_00015_24618_3745.N1	14-NOV-2006 22:40:15	Bright	29.500	152	12Alp2CVn	2.8900	11000.	59	24618	No
271	GOM_NL__2PRFIN20061114_224758_000000282053_00015_24618_3746.N1	14-NOV-2006 22:47:58	Bright	28.000	138	47Eps Vir	2.8280	4700.0	56	24618	No
272	GOM_NL__2PRFIN20061114_225146_000000292053_00015_24618_3747.N1	14-NOV-2006 22:51:46	Bright	28.500	121	29Gam Vir	2.7400	7200.0	57	24618	No
273	GOM_NL__2PRFIN20061114_225647_000000342053_00015_24618_3748.N1	14-NOV-2006 22:56:47	Twilight	34.000	100	4Gam Crv	2.5800	13100.	68	24618	No
274	GOM_NL__2PRFIN20061114_225818_000000392053_00015_24618_3749.N1	14-NOV-2006 22:58:18	Twilight	39.000	171	2Eps Crv	3.0010	4250.0	78	24618	No
275	GOM_NL__2PRFIN20061114_230730_000000342053_00015_24618_3750.N1	14-NOV-2006 23:07:30	Dark	34.000	113	Mu Vel	2.6920	5000.0	68	24618	No
276	GOM_NL__2PRFIN20061114_231031_000000312053_00016_24619_3731.N1	14-NOV-2006 23:10:31	Dark	31.000	124	The Car	2.7640	30000.	62	24619	No
277	GOM_NL__2PRFIN20061114_231422_000000472053_00016_24619_3732.N1	14-NOV-2006 23:14:22	Dark	46.500	41	Eps Car	1.8600	4100.0	93	24619	No
278	GOM_NL__2PRFIN20061114_231952_000000552053_00016_24619_3733.N1	14-NOV-2006 23:19:52	Dark	55.000	2	Alp Car	-0.73600	7000.0	110	24619	No

279	GOM_NL__2PRFIN20061114_232840_000000342053_00016_24619_3734.N1	14-NOV-2006 23:28:40	Straylight	33.500	157	The1Eri	2.9060	9300.0	67	24619	No
280	GOM_NL__2PRFIN20061114_234140_000000412053_00016_24619_3735.N1	14-NOV-2006 23:41:40	Twilight_stray	40.500	94	92Alp Cet	2.5260	3100.0	81	24619	No
281	GOM_NL__2PRFIN20061114_234627_000000392053_00016_24619_3736.N1	14-NOV-2006 23:46:27	Bright	38.500	105	6Bet Ari	2.6450	8900.0	77	24619	No
282	GOM_NL__2PRFIN20061114_235028_000000302053_00016_24619_3737.N1	14-NOV-2006 23:50:28	Bright	29.500	173	4Bet Tri	3.0040	8900.0	59	24619	No
283	GOM_NL__2PRFIN20061114_235232_000000292053_00016_24619_3738.N1	14-NOV-2006 23:52:32	Bright	29.000	73	57Gam1And	2.2600	13100.	58	24619	No
284	GOM_NL__2PRFIN20061114_235621_000000322053_00016_24619_3739.N1	14-NOV-2006 23:56:21	Bright	31.500	160	23Gam Per	2.9300	4700.0	63	24619	No
285	GOM_NL__2PRFIN20061114_235749_000000302053_00016_24619_3740.N1	14-NOV-2006 23:57:49	Bright	30.000	76	27Gam Cas	2.3000	30000.	60	24619	No

### 3. Quality information per product

In this section it is plotted some information contained in the Quality Summary data set of the level 2 products. Only products in dark limb conditions and without errors (error flag in the MPH set to "0") are used.

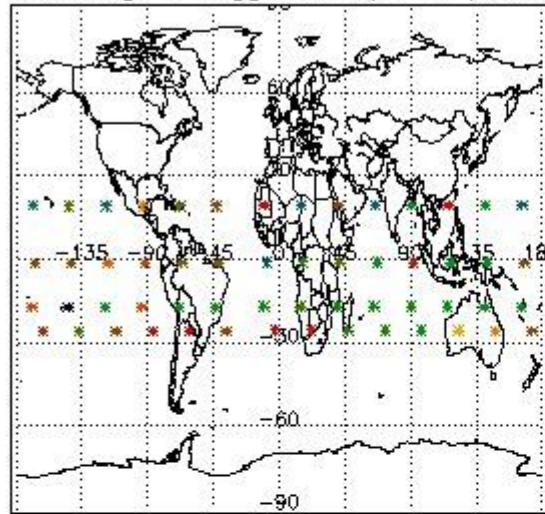
#### 3.1 Plot quality information per product (time dependant)



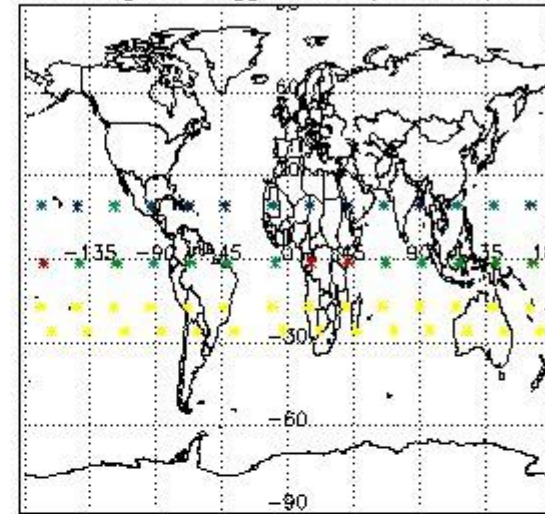
#### 3.2 Plot quality information per product (world map)



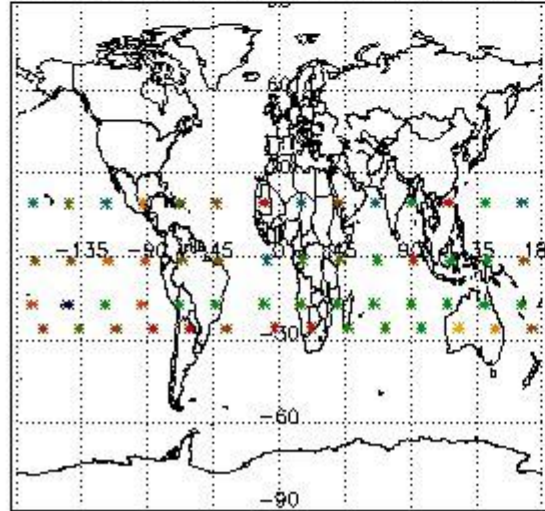
Percentage of flagged data per O3 profile



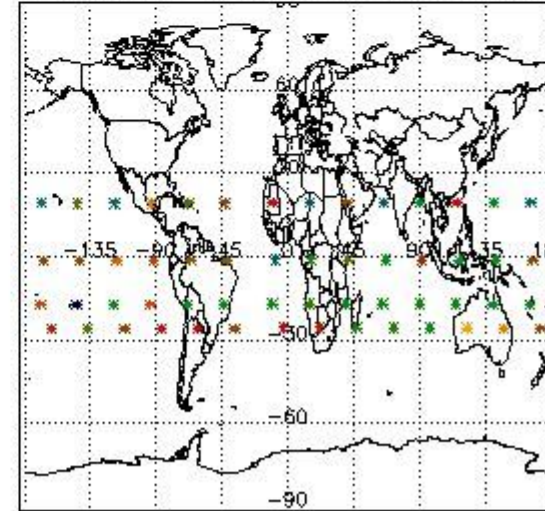
Percentage of flagged data per H2O profile



Percentage of flagged data per NO2 profile



Percentage of flagged data per NO3 profile



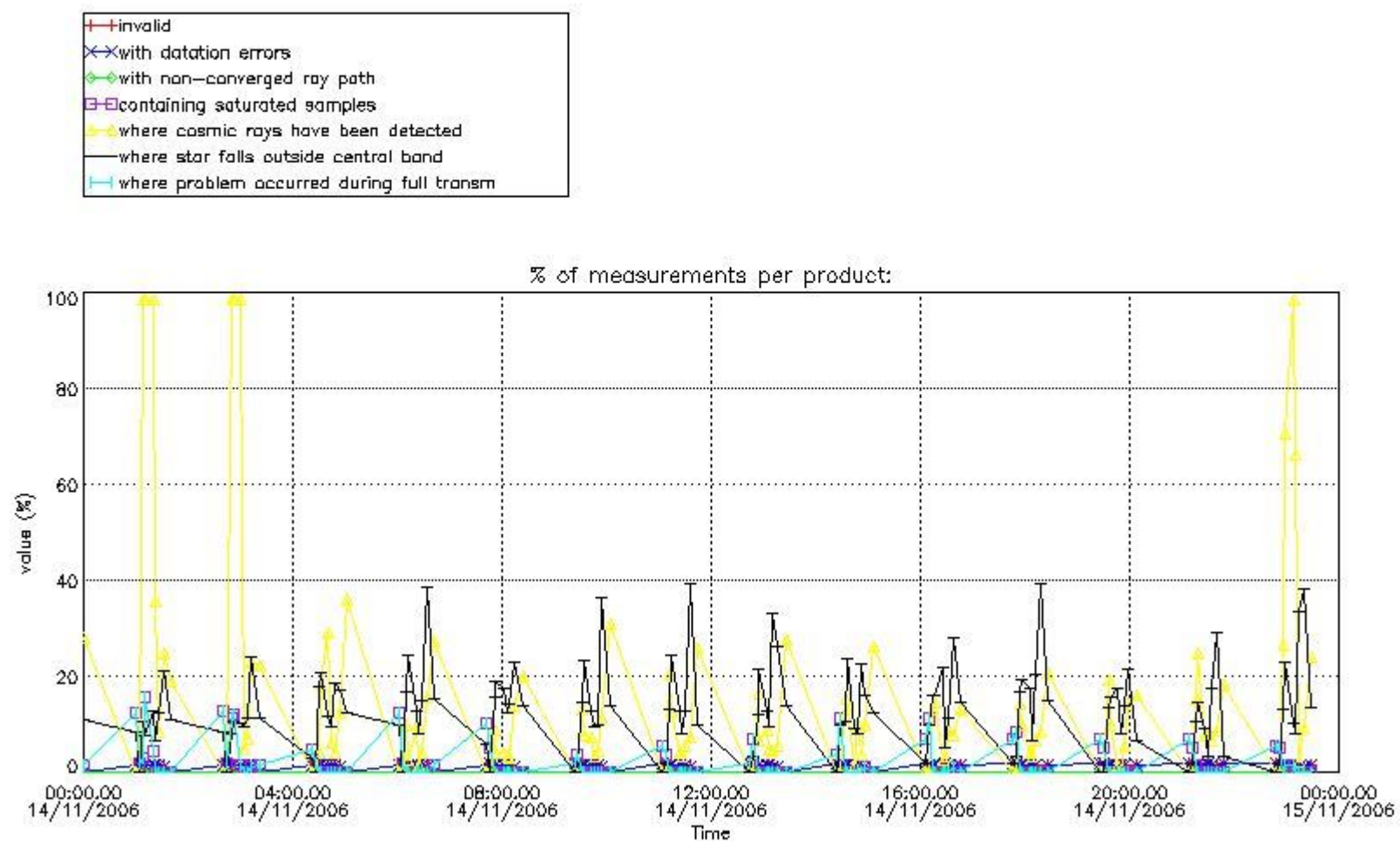
#### 4. Level 1 quality information per product

In this section it is plotted some information contained in the Quality Summary data set of the level 2 products that comes from the level 1b processing. Products without errors (error flag in the MPH set to "0") are used.

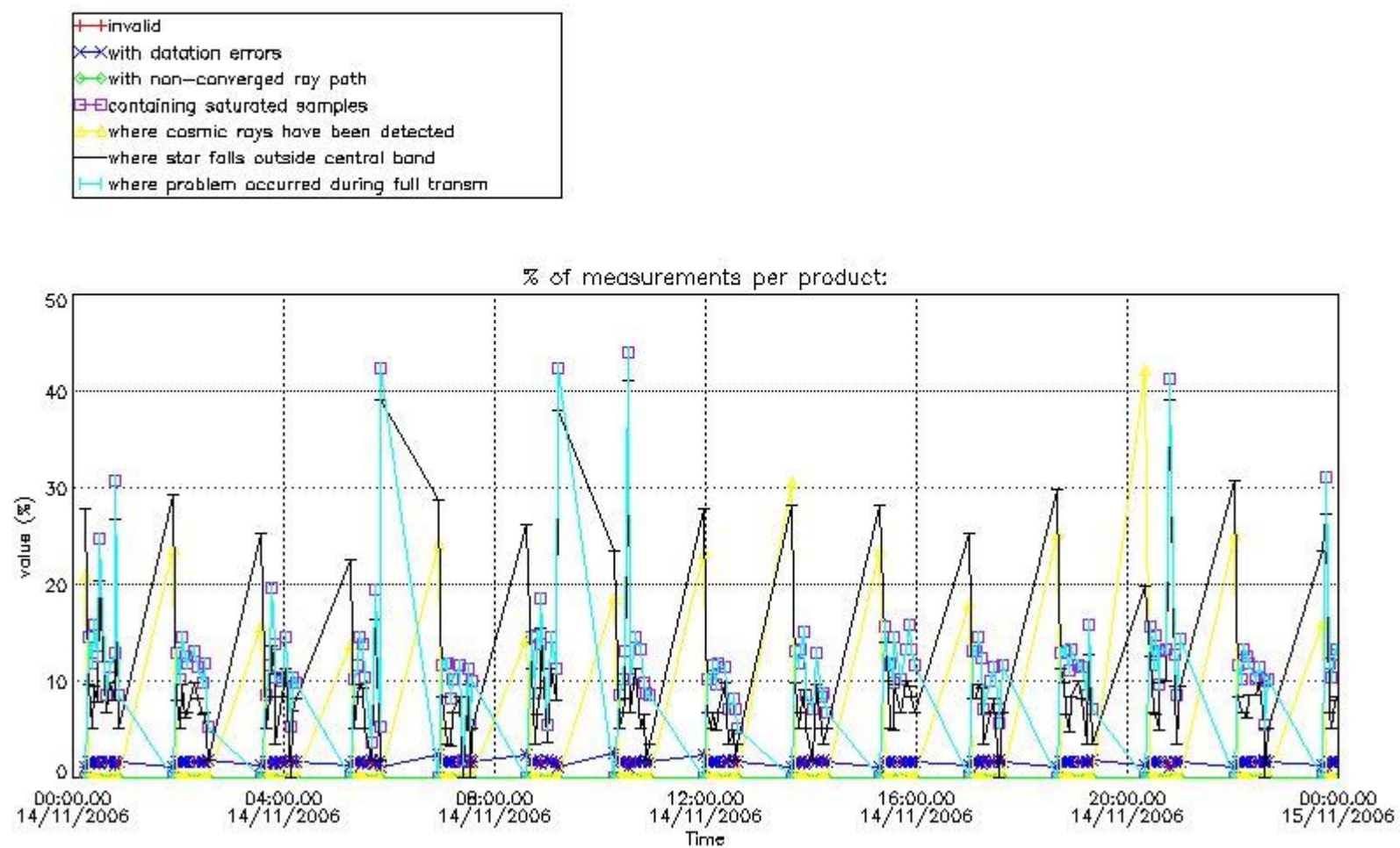
##### 4.1 Plot quality information per product (time dependant) coming from level 1b processing

###### 4.1.1 Plot level 1 quality information per product (time dependant): ENVISAT ASCENDING passes





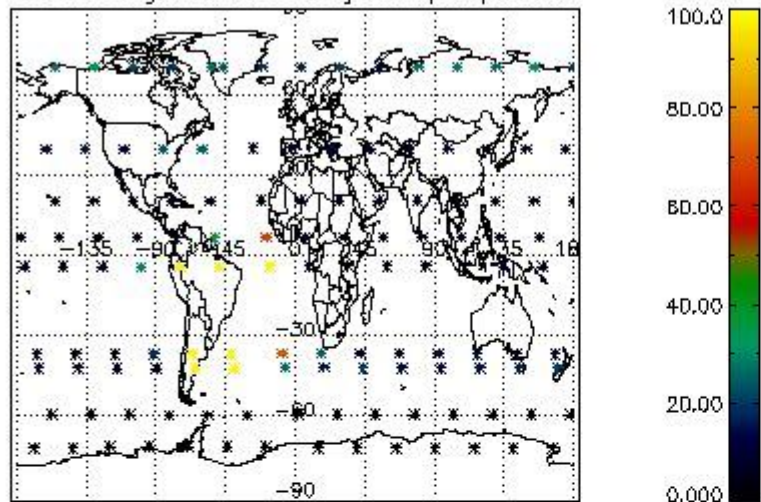
4.1.2 Plot level 1 quality information per product (time dependant): ENVI SAT DESCENDING passes



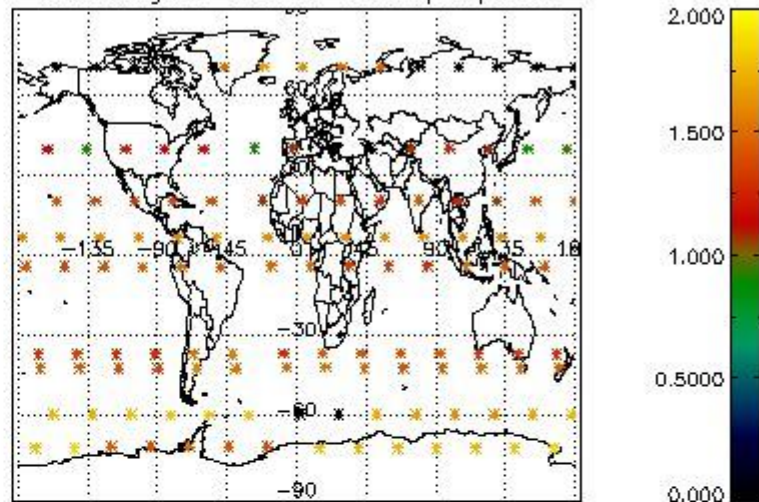
4.2 Plot quality information per product coming from level 1b processing (world map)

4.2.1 Plot level 1 quality information per product (world map): ENVISAT ASCENDING passes

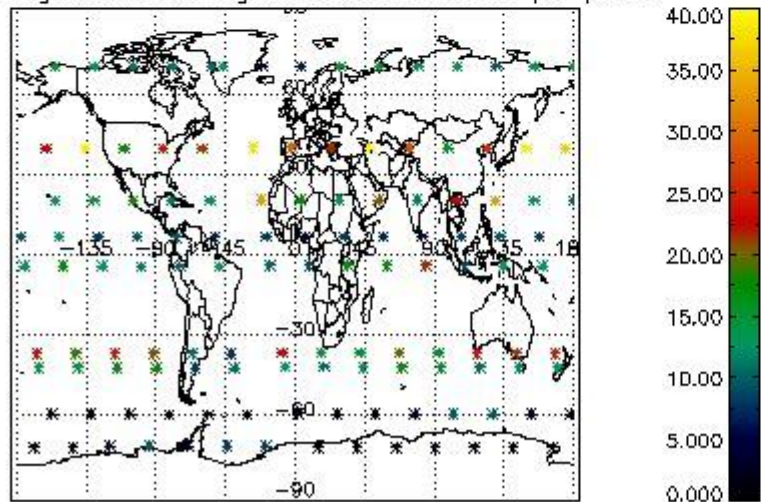
Percentage of cosmic ray hits per profile



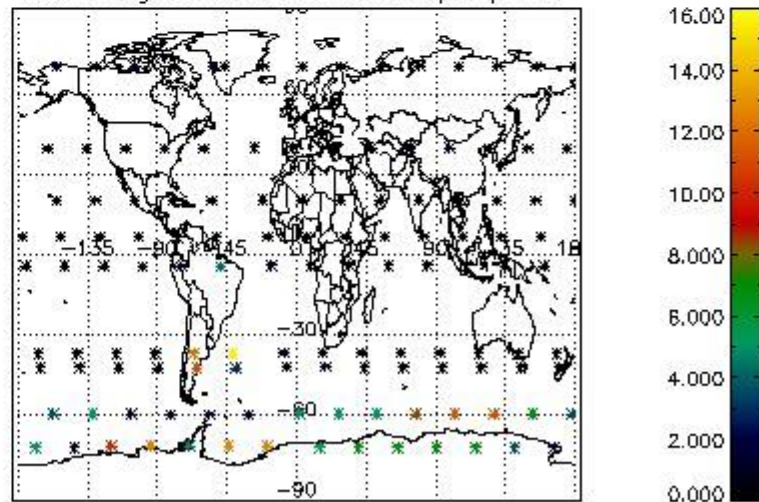
Percentage of datation errors per profile



Percentage of star falling outside central band per profile

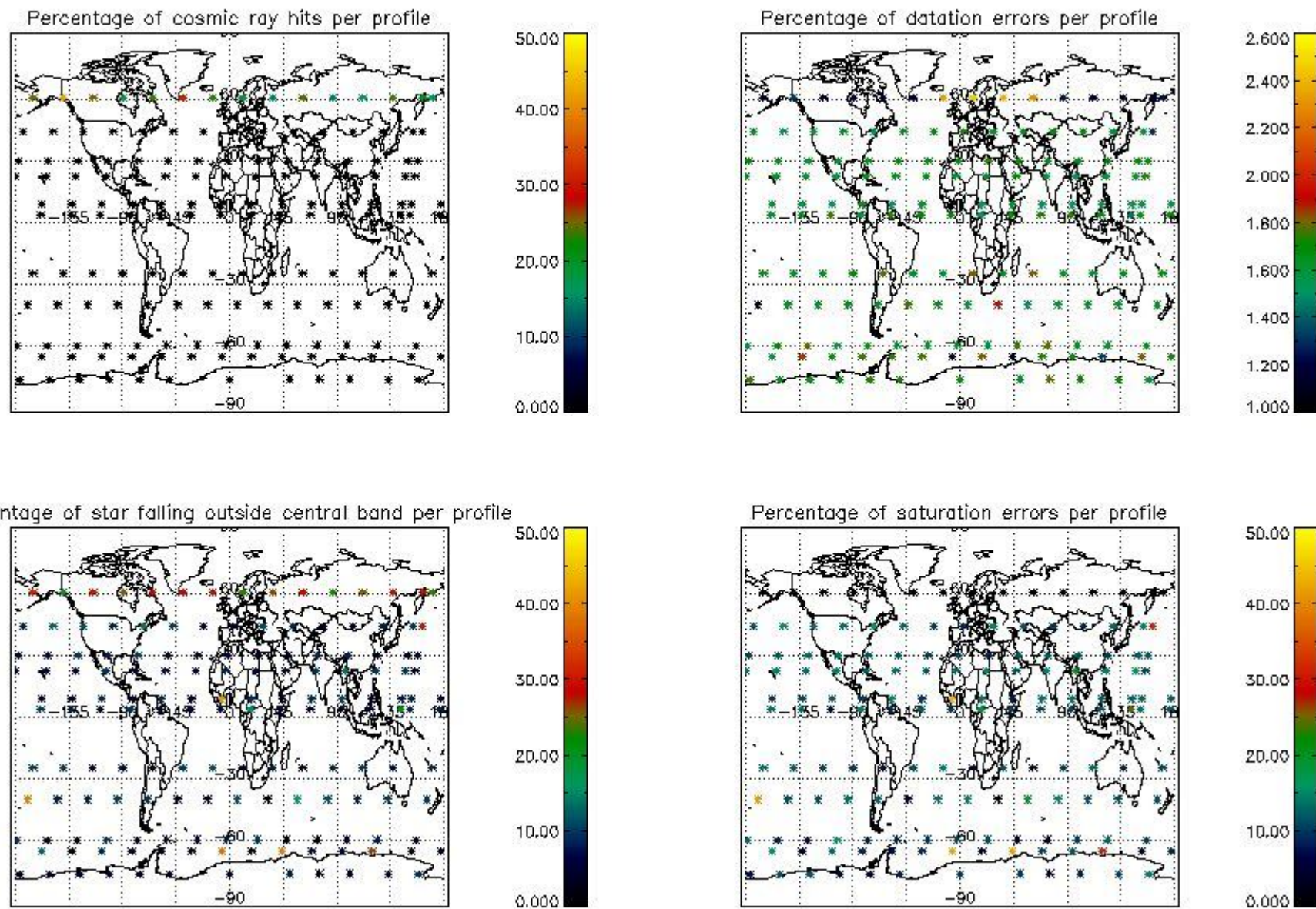


Percentage of saturation errors per profile



4.2.2 Plot level 1 quality information per product (world map): ENVISAT DESCENDING passes





## 5. Trace gas profiles

### 5.1 Ozone statistics based on quality of products

The final quality of the products can be "measured" using the STD (Standard Deviation) attached to every point profile. This information is written to the parameter GOM\_NL\_\_2P/NL\_LOCAL\_SPECIES\_DENSITY/o3\_std of the level 2 products. The table below shows the statistics for given STD ranges.

The statistics are given with respect to the overall valid production:

- Products without fatal errors: GOM\_NL\_\_2P/MPH/PRODUCT\_ERR=0
- Valid point profile: GOM\_NL\_\_2P/NL\_LOCAL\_SPECIES\_DENSITY/pcd(0)=0

The 'Criteria' is applied to valid points of dark limb products:

- Products in dark limb illumination condition: GOM\_NL\_\_2P/NL\_SUMMARY\_QUALITY/obs\_ill\_cond=0
- Products without fatal errors: GOM\_NL\_\_2P/MPH/PRODUCT\_ERR=0
- Valid point profile: GOM\_NL\_\_2P/NL\_LOCAL\_SPECIES\_DENSITY/pcd(0)=0

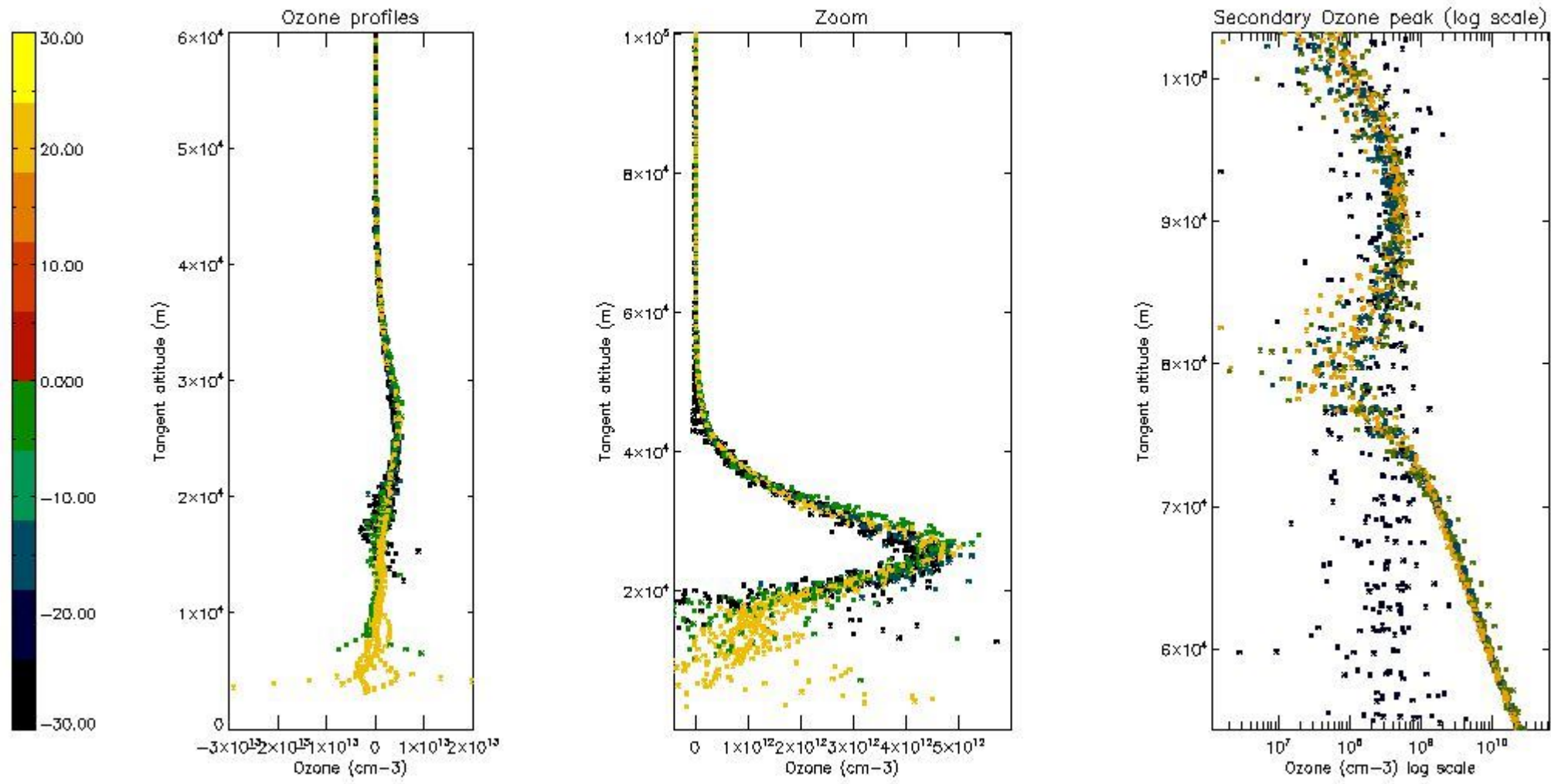
So, the table below shows the percentage of dark limb and valid observations for each criteria with respect to the overall valid daily observations.

Criteria	% of total production
All STD	23
STD < 20	14

STD < 10	11
STD < 5	6

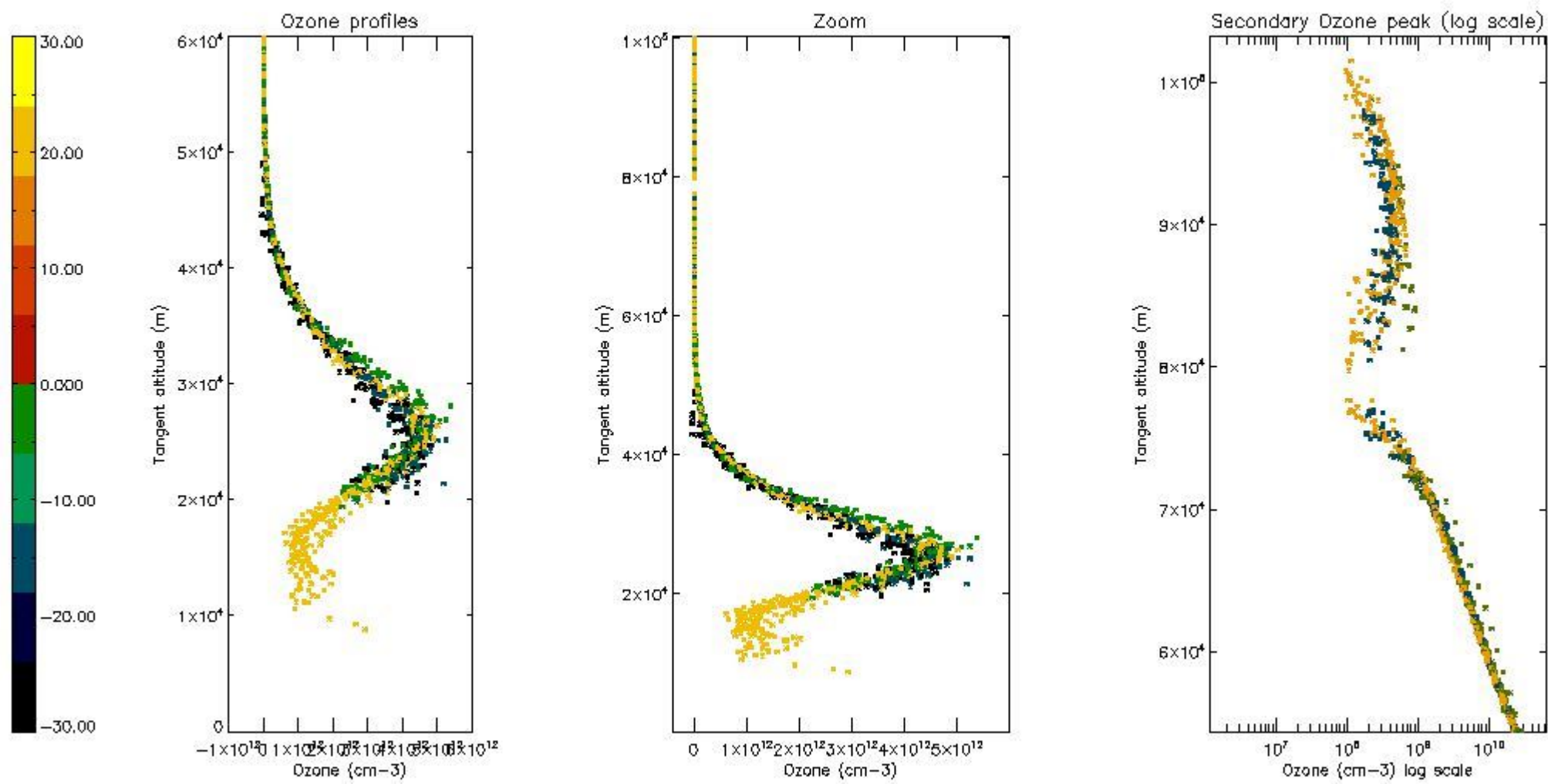
5.2 Plot ozone profiles for all STD (dark without errors)

The colorbar represents the latitude.



5.3 Plot ozone profiles where STD < 20% (dark without errors)

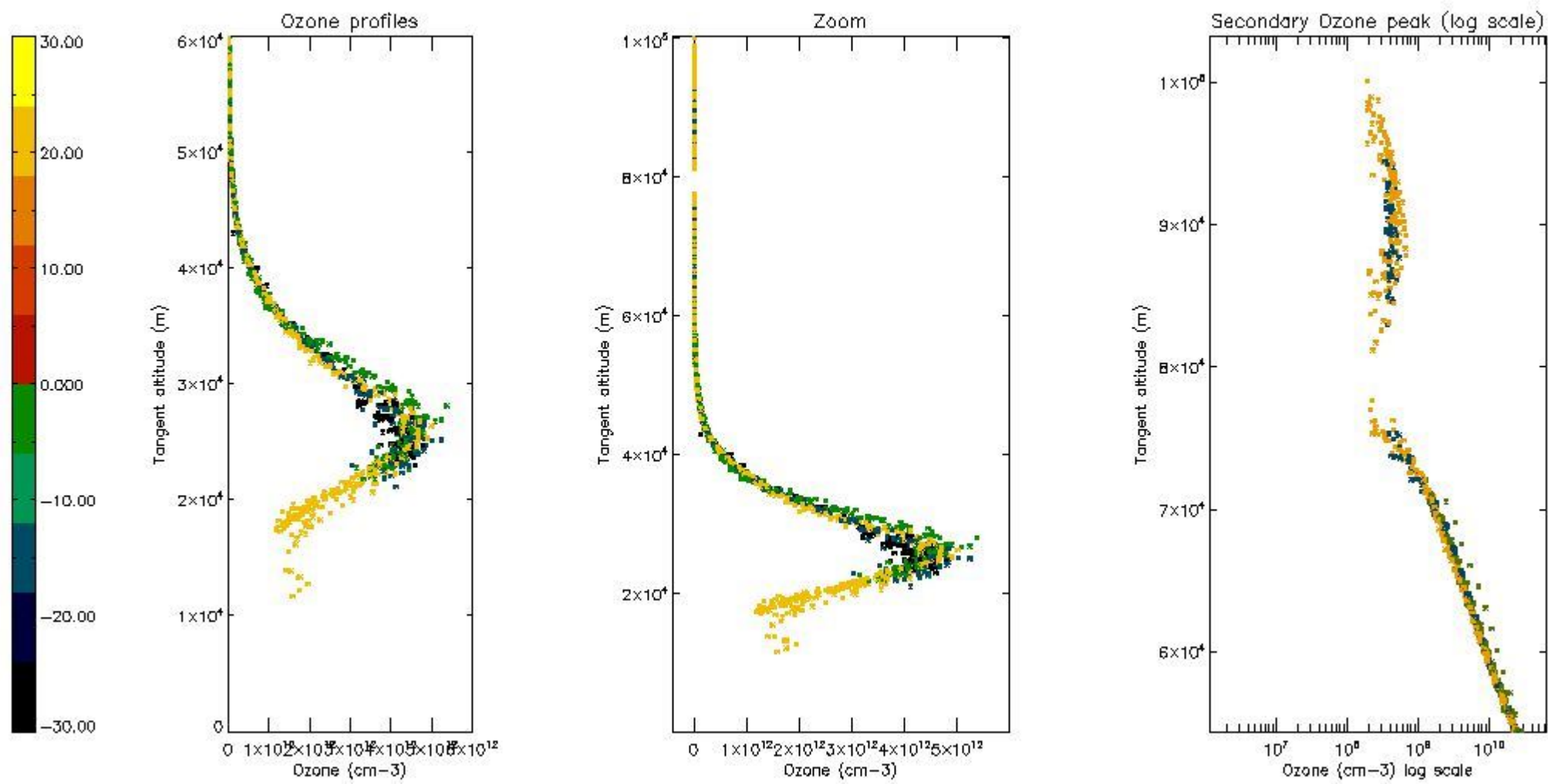
The colorbar represents the latitude.



*5.4 Plot ozone profiles where STD < 10% (dark without errors)*

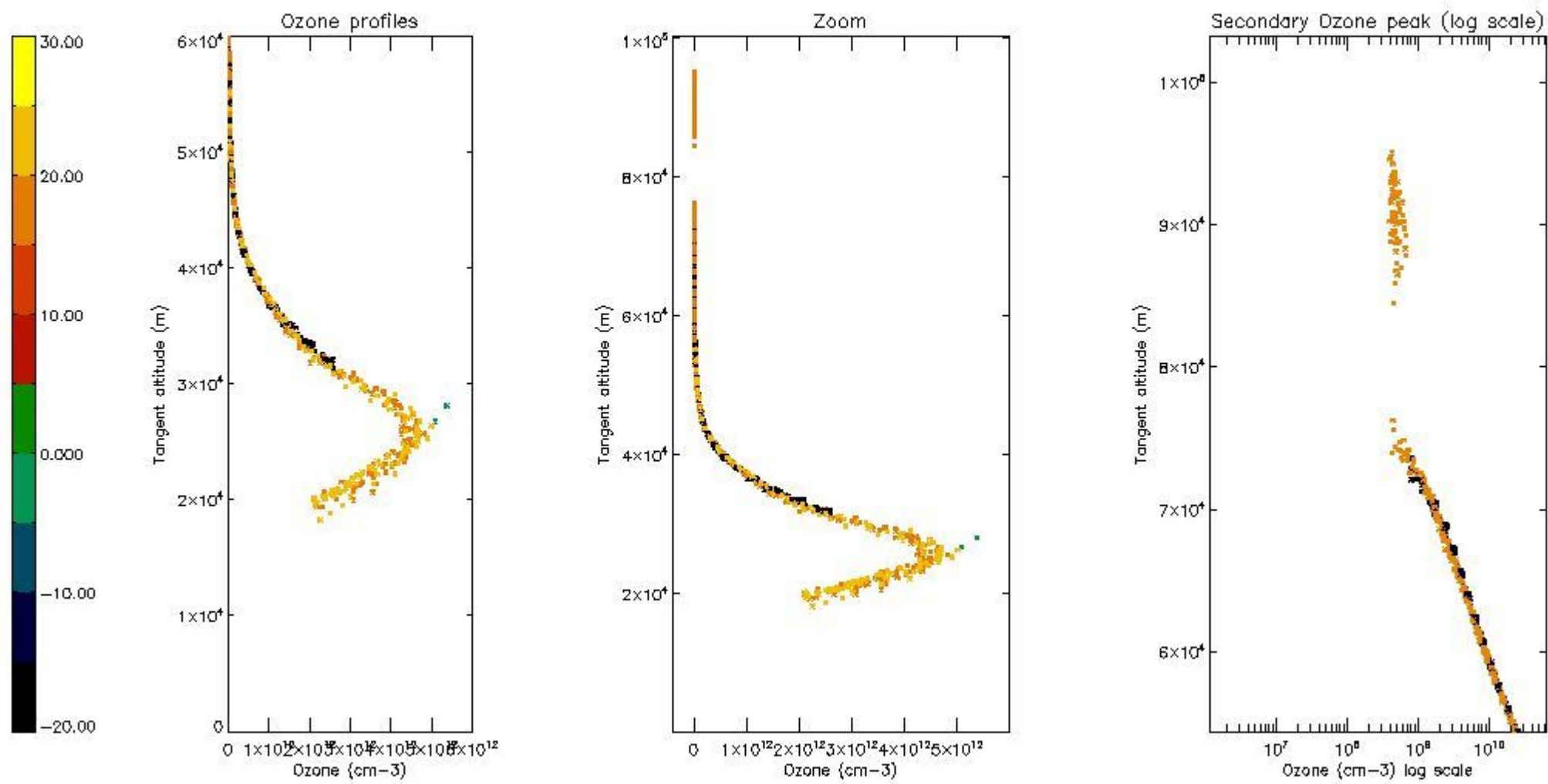
The colorbar represents the latitude.





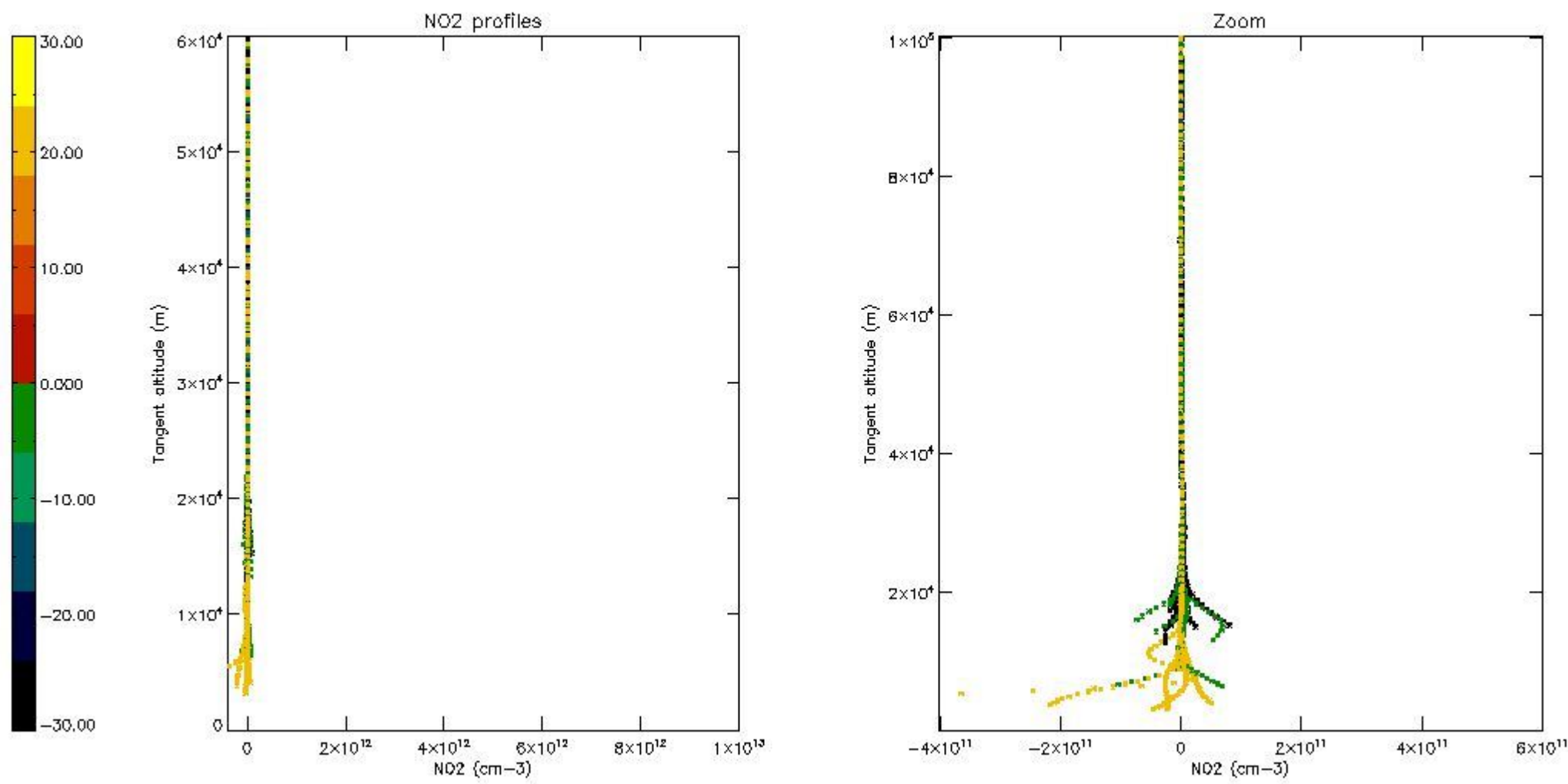
*5.5 Plot ozone profiles where STD < 5% (dark without errors)*

The colorbar represents the latitude.



*5.6 Plot NO<sub>2</sub> profiles for all STD (dark without errors)*

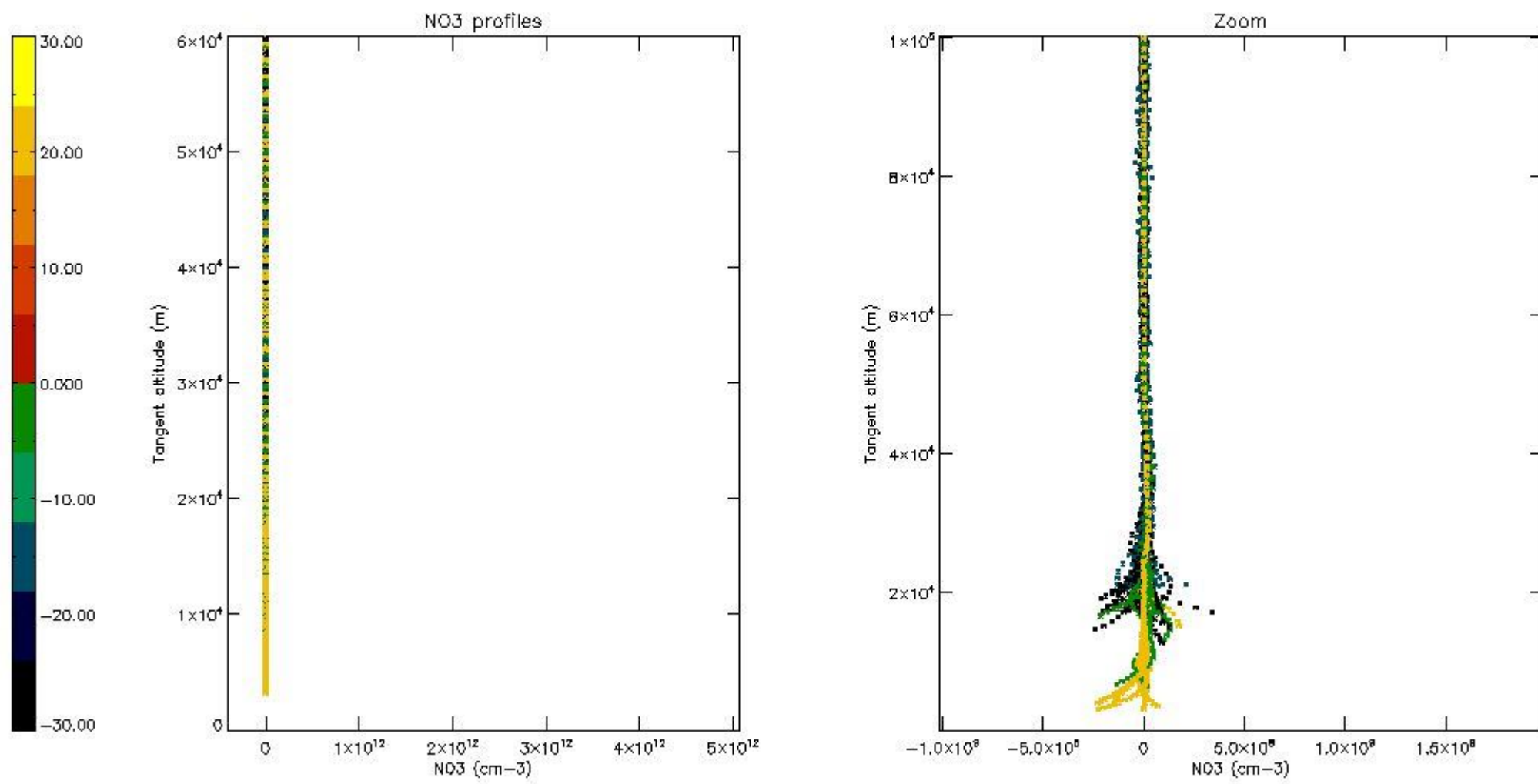
The colorbar represents the latitude.



*5.7 Plot NO3 profiles for all STD (dark without errors)*

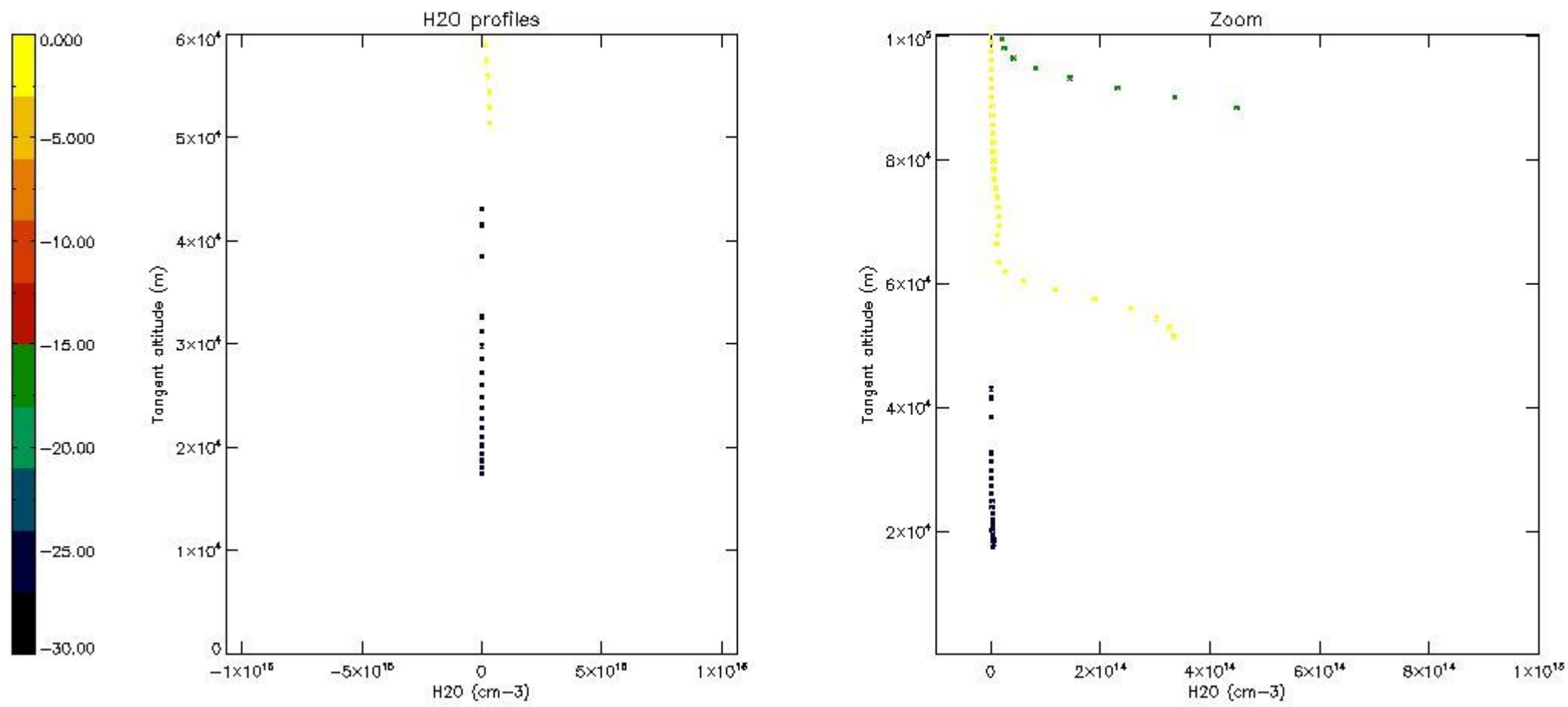
The colorbar represents the latitude.





5.8 Plot H<sub>2</sub>O profiles for all STD (only for occultations of stars 1,2,3,4,13,14,16,26,63 dark without errors)

The colorbar represents the latitude.



## 6. Auxiliary Data Files used for the production reported in section 2

The number reported in the third column indicates since which file (see list in section 2) the corresponding auxiliary file has been used. The fourth column is the date of those product files.

Type	Auxiliary Filename	Used since product	Used since product date
INST_PHYS_CHARACTERISTICS	GOM_INS_AXVIEC20091111_143220_20030716_120000_20500101_000000	1	14-NOV-2006 00:00:14
LEVEL-2_PROC_CONFIG	GOM_PR2_AXVIEC20091111_152718_20020301_000000_20500101_000000	1	14-NOV-2006 00:00:14
CROSS_SECTIONS_FILE	GOM_CRS_AXVIEC20091111_154832_20020301_000000_20500101_000000	1	14-NOV-2006 00:00:14

# GOMOS Level 2 Daily Report

## SUMMARY

### [1. General Info](#)

### [2. Summary of processed GOM\\_NL\\_2P products](#)

### [3. Level 2 Quality information per product](#)

#### [3.1 Plot of level 2 quality information per product \(time dependant\)](#)

#### [3.2 Plot of level 2 quality information per product \(world map\)](#)

### [4. Level 1 Quality information per product \(stored on level 2 products\)](#)

#### [4.1 Plot of level 1 quality information per product \(time dependant\)](#)

##### [4.1.1 Plot of level 1 quality information per product \(time dependant\): ASCENDING](#)

##### [4.1.2 Plot of level 1 quality information per product \(time dependant\): DESCENDING](#)

#### [4.2 Plot of level 1 quality information per product \(world map\)](#)

##### [4.2.1 Plot of level 1 quality information per product \(world map\): ASCENDING](#)

##### [4.2.2 Plot of level 1 quality information per product \(world map\): DESCENDING](#)

### [5. Ozone profiles based on quality statistics and other trace gas profiles](#)

#### [5.1 Ozone statistics based on quality of products](#)

#### [5.2 Plot ozone profiles for all STD \(dark without errors\)](#)

#### [5.3 Plot ozone profiles where STD < 20% \(dark without errors\)](#)

#### [5.4. Plot ozone profiles where STD < 10% \(dark without errors\)](#)

#### [5.5. Plot ozone profiles where STD < 5% \(dark without errors\)](#)

#### [5.6 Plot NO2 profiles for all STD \(dark without errors\)](#)

#### [5.7 Plot NO3 profiles for all STD \(dark without errors\)](#)

#### [5.8 Plot H2O profiles \(only for occultations of stars 1,2,3,4,13,14,16,26,63 dark without errors\) for all STD](#)

### [6. Auxiliary Data Files used for the production reported in section 2](#)



This report presents the daily analysis on parameters extracted from GOMOS level 2 data (GOM\_NL\_\_2P). It is intended to monitor some important parameters that will impact the quality of these products. A list of level 2 products (and content) that have arrived during the reporting day to the PCF is also given.

Item	Value
Time of report generation	24APR2013 05:50:32
Data source version	GOMOS/6.01
Start time of products	14-11-2006 (14NOV2006 00:00:00)
Stop time of products	15-11-2006 (15NOV2006 00:00:00)
Store outputs in DB	Yes
Nb of level 2 prods	285
Nb of prods with errors	0

## 2. Summary of processed GOM\_NL\_\_2P products.

Nr	Filename	UTC Start time	Limb	Duration	Star Id	Star Name	Star Mag	Star Temp	Nb Meas	Orbit	Prod. error
1	GOM_NL__2PRFIN20061114_000014_000000322053_00002_24605_3727.N1	14-NOV-2006 00:00:14	Straylight	32.000	157	The1Eri	2.9060	9300.0	64	24605	No
2	GOM_NL__2PRFIN20061114_001318_000000432053_00002_24605_3728.N1	14-NOV-2006 00:13:18	Twilight	43.000	94	92Alp Cet	2.5260	3100.0	86	24605	No
3	GOM_NL__2PRFIN20061114_001803_000000312053_00002_24605_3729.N1	14-NOV-2006 00:18:03	Bright	31.000	105	6Bet Ari	2.6450	8900.0	62	24605	No
4	GOM_NL__2PRFIN20061114_002206_000000302053_00002_24605_3730.N1	14-NOV-2006 00:22:06	Bright	29.500	173	4Bet Tri	3.0040	8900.0	59	24605	No
5	GOM_NL__2PRFIN20061114_002410_000000322053_00002_24605_3731.N1	14-NOV-2006 00:24:10	Bright	31.500	73	57Gam1And	2.2600	13100.	63	24605	No
6	GOM_NL__2PRFIN20061114_002802_000000322053_00002_24605_3732.N1	14-NOV-2006 00:28:02	Bright	32.000	160	23Gam Per	2.9300	4700.0	64	24605	No
7	GOM_NL__2PRFIN20061114_002925_000000352053_00002_24605_3733.N1	14-NOV-2006 00:29:25	Bright	34.500	76	27Gam Cas	2.3000	30000.	69	24605	No
8	GOM_NL__2PRFIN20061114_003723_000000302053_00002_24605_3734.N1	14-NOV-2006 00:37:23	Bright	29.500	49	1Alp UMi	1.9900	6300.0	59	24605	No
9	GOM_NL__2PRFIN20061114_004141_000000312053_00002_24605_3735.N1	14-NOV-2006 00:41:41	Bright	30.500	60	7Bet UMi	2.0810	3950.0	61	24605	No
10	GOM_NL__2PRFIN20061114_004721_000000312053_00002_24605_3736.N1	14-NOV-2006 00:47:21	Bright	31.000	32	77Eps UMa	1.7630	11000.	62	24605	No
11	GOM_NL__2PRFIN20061114_004857_000000382053_00002_24605_3737.N1	14-NOV-2006 00:48:57	Bright	37.500	39	85Eta UMa	1.8540	24000.	75	24605	No
12	GOM_NL__2PRFIN20061114_005226_000000292053_00002_24605_3738.N1	14-NOV-2006 00:52:26	Bright	29.000	152	12Alp2CVn	2.8900	11000.	58	24605	No
13	GOM_NL__2PRFIN20061114_010021_000000362053_00002_24605_3739.N1	14-NOV-2006 01:00:21	Bright	36.000	62	94Bet Leo	2.1360	9700.0	72	24605	No
14	GOM_NL__2PRFIN20061114_010355_000000282053_00002_24605_3740.N1	14-NOV-2006 01:03:55	Bright	28.000	121	29Gam Vir	2.7400	7200.0	56	24605	No
15	GOM_NL__2PRFIN20061114_010854_000000332053_00002_24605_3741.N1	14-NOV-2006 01:08:54	Twilight	33.000	100	4Gam Crv	2.5800	13100.	66	24605	No
16	GOM_NL__2PRFIN20061114_011025_000000322053_00002_24605_3742.N1	14-NOV-2006 01:10:25	Twilight	32.000	171	2Eps Crv	3.0010	4250.0	64	24605	No
17	GOM_NL__2PRFIN20061114_011936_000000362053_00002_24605_3743.N1	14-NOV-2006 01:19:36	Dark	35.500	113	Mu Vel	2.6920	5000.0	71	24605	No
18	GOM_NL__2PRFIN20061114_012239_000000312053_00003_24606_3724.N1	14-NOV-2006 01:22:39	Dark	31.000	124	The Car	2.7640	30000.	62	24606	No
19	GOM_NL__2PRFIN20061114_012626_000000362053_00003_24606_3725.N1	14-NOV-2006 01:26:26	Dark	36.000	41	Eps Car	1.8600	4100.0	72	24606	No
20	GOM_NL__2PRFIN20061114_013156_000000432053_00003_24606_3726.N1	14-NOV-2006 01:31:56	Dark	42.500	2	Alp Car	-0.73600	7000.0	85	24606	No
21	GOM_NL__2PRFIN20061114_014051_000000322053_00003_24606_3727.N1	14-NOV-2006 01:40:51	Straylight	32.000	157	The1Eri	2.9060	9300.0	64	24606	No
22	GOM_NL__2PRFIN20061114_015354_000000452053_00003_24606_3728.N1	14-NOV-2006 01:53:54	Twilight	44.500	94	92Alp Cet	2.5260	3100.0	89	24606	No
23	GOM_NL__2PRFIN20061114_015839_000000312053_00003_24606_3729.N1	14-NOV-2006 01:58:39	Bright	31.000	105	6Bet Ari	2.6450	8900.0	62	24606	No
24	GOM_NL__2PRFIN20061114_020242_000000302053_00003_24606_3730.N1	14-NOV-2006 02:02:42	Bright	29.500	173	4Bet Tri	3.0040	8900.0	59	24606	No
25	GOM_NL__2PRFIN20061114_020446_000000312053_00003_24606_3731.N1	14-NOV-2006 02:04:46	Bright	31.000	73	57Gam1And	2.2600	13100.	62	24606	No
26	GOM_NL__2PRFIN20061114_020838_000000322053_00003_24606_3732.N1	14-NOV-2006 02:08:38	Bright	32.000	160	23Gam Per	2.9300	4700.0	64	24606	No
27	GOM_NL__2PRFIN20061114_021001_000000302053_00003_24606_3733.N1	14-NOV-2006 02:10:01	Bright	29.500	76	27Gam Cas	2.3000	30000.	59	24606	No
28	GOM_NL__2PRFIN20061114_021759_000000312053_00003_24606_3734.N1	14-NOV-2006 02:17:59	Bright	30.500	49	1Alp UMi	1.9900	6300.0	61	24606	No
29	GOM_NL__2PRFIN20061114_022217_000000312053_00003_24606_3735.N1	14-NOV-2006 02:22:17	Bright	30.500	60	7Bet UMi	2.0810	3950.0	61	24606	No
30	GOM_NL__2PRFIN20061114_022757_000000312053_00003_24606_3736.N1	14-NOV-2006 02:27:57	Bright	30.500	32	77Eps UMa	1.7630	11000.	61	24606	No
31	GOM_NL__2PRFIN20061114_022933_000000302053_00003_24606_3737.N1	14-NOV-2006 02:29:33	Bright	29.500	39	85Eta UMa	1.8540	24000.	59	24606	No
32	GOM_NL__2PRFIN20061114_023302_000000282053_00003_24606_3738.N1	14-NOV-2006 02:33:02	Bright	28.000	152	12Alp2CVn	2.8900	11000.	56	24606	No
33	GOM_NL__2PRFIN20061114_024057_000000362053_00003_24606_3739.N1	14-NOV-2006 02:40:57	Bright	35.500	62	94Bet Leo	2.1360	9700.0	71	24606	No
34	GOM_NL__2PRFIN20061114_024431_000000282053_00003_24606_3740.N1	14-NOV-2006 02:44:31	Bright	28.000	121	29Gam Vir	2.7400	7200.0	56	24606	No
35	GOM_NL__2PRFIN20061114_024931_000000322053_00003_24606_3741.N1	14-NOV-2006 02:49:31	Twilight	31.500	100	4Gam Crv	2.5800	13100.	63	24606	No
36	GOM_NL__2PRFIN20061114_025101_000000332053_00003_24606_3742.N1	14-NOV-2006 02:51:01	Twilight	33.000	171	2Eps Crv	3.0010	4250.0	66	24606	No
37	GOM_NL__2PRFIN20061114_030012_000000342053_00003_24606_3743.N1	14-NOV-2006 03:00:12	Dark	34.000	113	Mu Vel	2.6920	5000.0	68	24606	No
38	GOM_NL__2PRFIN20061114_030315_000000322053_00004_24607_3724.N1	14-NOV-2006 03:03:15	Dark	31.500	124	The Car	2.7640	30000.	63	24607	No
39	GOM_NL__2PRFIN20061114_030703_000000362053_00004_24607_3725.N1	14-NOV-2006 03:07:03	Dark	36.000	41	Eps Car	1.8600	4100.0	72	24607	No
40	GOM_NL__2PRFIN20061114_031232_000000442053_00004_24607_3726.N1	14-NOV-2006 03:12:32	Dark	44.000	2	Alp Car	-0.73600	7000.0	88	24607	No
41	GOM_NL__2PRFIN20061114_032127_000000322053_00004_24607_3727.N1	14-NOV-2006 03:21:27	Straylight	31.500	157	The1Eri	2.9060	9300.0	63	24607	No
42	GOM_NL__2PRFIN20061114_033430_000000422053_00004_24607_3728.N1	14-NOV-2006 03:34:30	Twilight	41.500	94	92Alp Cet	2.5260	3100.0	83	24607	No

43	GOM_NL__2PRFIN20061114_033915_000000302053_00004_24607_3729.N1	14-NOV-2006 03:39:15	Bright	29.500	105	6Bet Ari	2.6450	8900.0	59	24607	No
44	GOM_NL__2PRFIN20061114_034318_000000302053_00004_24607_3730.N1	14-NOV-2006 03:43:18	Bright	30.000	173	4Bet Tri	3.0040	8900.0	60	24607	No
45	GOM_NL__2PRFIN20061114_034522_000000332053_00004_24607_3731.N1	14-NOV-2006 03:45:22	Bright	33.000	73	57Gam1And	2.2600	13100.	66	24607	No
46	GOM_NL__2PRFIN20061114_034914_000000332053_00004_24607_3732.N1	14-NOV-2006 03:49:14	Bright	32.500	160	23Gam Per	2.9300	4700.0	65	24607	No
47	GOM_NL__2PRFIN20061114_035037_000000292053_00004_24607_3733.N1	14-NOV-2006 03:50:37	Bright	29.000	76	27Gam Cas	2.3000	30000.	58	24607	No
48	GOM_NL__2PRFIN20061114_035834_000000302053_00004_24607_3734.N1	14-NOV-2006 03:58:34	Bright	30.000	49	1Alp UMi	1.9900	6300.0	60	24607	No
49	GOM_NL__2PRFIN20061114_040253_000000312053_00004_24607_3735.N1	14-NOV-2006 04:02:53	Bright	31.000	60	7Bet UMi	2.0810	3950.0	62	24607	No
50	GOM_NL__2PRFIN20061114_040833_000000282053_00004_24607_3736.N1	14-NOV-2006 04:08:33	Bright	28.000	32	77Eps UMa	1.7630	11000.	56	24607	No
51	GOM_NL__2PRFIN20061114_041009_000000292053_00004_24607_3737.N1	14-NOV-2006 04:10:09	Bright	29.000	39	85Eta UMa	1.8540	24000.	58	24607	No
52	GOM_NL__2PRFIN20061114_041338_000000312053_00004_24607_3738.N1	14-NOV-2006 04:13:38	Bright	30.500	152	12Alp2CVn	2.8900	11000.	61	24607	No
53	GOM_NL__2PRFIN20061114_042134_000000332053_00004_24607_3739.N1	14-NOV-2006 04:21:34	Bright	33.000	62	94Bet Leo	2.1360	9700.0	66	24607	No
54	GOM_NL__2PRFIN20061114_042507_000000282053_00004_24607_3740.N1	14-NOV-2006 04:25:07	Bright	28.000	121	29Gam Vir	2.7400	7200.0	56	24607	No
55	GOM_NL__2PRFIN20061114_043007_000000372053_00004_24607_3741.N1	14-NOV-2006 04:30:07	Twi_and_stray	36.500	100	4Gam Crv	2.5800	13100.	73	24607	No
56	GOM_NL__2PRFIN20061114_043137_000000392053_00004_24607_3742.N1	14-NOV-2006 04:31:37	Twilight	38.500	171	2Eps Crv	3.0010	4250.0	77	24607	No
57	GOM_NL__2PRFIN20061114_044049_000000352053_00004_24607_3743.N1	14-NOV-2006 04:40:49	Dark	34.500	113	Mu Vel	2.6920	5000.0	69	24607	No
58	GOM_NL__2PRFIN20061114_044352_000000322053_00005_24608_3726.N1	14-NOV-2006 04:43:52	Dark	31.500	124	The Car	2.7640	30000.	63	24608	No
59	GOM_NL__2PRFIN20061114_044739_000000382053_00005_24608_3727.N1	14-NOV-2006 04:47:39	Dark	38.000	41	Eps Car	1.8600	4100.0	76	24608	No
60	GOM_NL__2PRFIN20061114_045309_000000412053_00005_24608_3728.N1	14-NOV-2006 04:53:09	Dark	41.000	2	Alp Car	-0.73600	7000.0	82	24608	No
61	GOM_NL__2PRFIN20061114_050203_000000322053_00005_24608_3729.N1	14-NOV-2006 05:02:03	Straylight	32.000	157	The1Eri	2.9060	9300.0	64	24608	No
62	GOM_NL__2PRFIN20061114_051506_000000402053_00005_24608_3730.N1	14-NOV-2006 05:15:06	Twi_and_stray	40.000	94	92Alp Cet	2.5260	3100.0	80	24608	No
63	GOM_NL__2PRFIN20061114_051951_000000302053_00005_24608_3731.N1	14-NOV-2006 05:19:51	Bright	29.500	105	6Bet Ari	2.6450	8900.0	59	24608	No
64	GOM_NL__2PRFIN20061114_052354_000000302053_00005_24608_3732.N1	14-NOV-2006 05:23:54	Bright	30.000	173	4Bet Tri	3.0040	8900.0	60	24608	No
65	GOM_NL__2PRFIN20061114_052558_000000312053_00005_24608_3733.N1	14-NOV-2006 05:25:58	Bright	31.000	73	57Gam1And	2.2600	13100.	62	24608	No
66	GOM_NL__2PRFIN20061114_052949_000000332053_00005_24608_3734.N1	14-NOV-2006 05:29:49	Bright	32.500	160	23Gam Per	2.9300	4700.0	65	24608	No
67	GOM_NL__2PRFIN20061114_053113_000000292053_00005_24608_3735.N1	14-NOV-2006 05:31:13	Bright	29.000	76	27Gam Cas	2.3000	30000.	58	24608	No
68	GOM_NL__2PRFIN20061114_053911_000000282053_00005_24608_3736.N1	14-NOV-2006 05:39:11	Bright	27.500	49	1Alp UMi	1.9900	6300.0	55	24608	No
69	GOM_NL__2PRFIN20061114_054329_000000342053_00005_24608_3737.N1	14-NOV-2006 05:43:29	Bright	33.500	60	7Bet UMi	2.0810	3950.0	67	24608	No
70	GOM_NL__2PRFIN20061114_054909_000000292053_00005_24608_3738.N1	14-NOV-2006 05:49:09	Bright	28.500	32	77Eps UMa	1.7630	11000.	57	24608	No
71	GOM_NL__2PRFIN20061114_055045_000000462053_00005_24608_3739.N1	14-NOV-2006 05:50:45	Bright	46.000	39	85Eta UMa	1.8540	24000.	92	24608	No
72	GOM_NL__2PRFIN20061114_060210_000000362053_00005_24608_3740.N1	14-NOV-2006 06:02:10	Bright	36.000	62	94Bet Leo	2.1360	9700.0	72	24608	No
73	GOM_NL__2PRFIN20061114_060544_000000282053_00005_24608_3741.N1	14-NOV-2006 06:05:44	Bright	28.000	121	29Gam Vir	2.7400	7200.0	56	24608	No
74	GOM_NL__2PRFIN20061114_061043_000000362053_00005_24608_3742.N1	14-NOV-2006 06:10:43	Twi_and_stray	36.000	100	4Gam Crv	2.5800	13100.	72	24608	No
75	GOM_NL__2PRFIN20061114_061214_000000392053_00005_24608_3743.N1	14-NOV-2006 06:12:14	Twilight	39.000	171	2Eps Crv	3.0010	4250.0	78	24608	No
76	GOM_NL__2PRFIN20061114_062125_000000362053_00005_24608_3744.N1	14-NOV-2006 06:21:25	Dark	35.500	113	Mu Vel	2.6920	5000.0	71	24608	No
77	GOM_NL__2PRFIN20061114_062428_000000312053_00006_24609_3731.N1	14-NOV-2006 06:24:28	Dark	31.000	124	The Car	2.7640	30000.	62	24609	No
78	GOM_NL__2PRFIN20061114_062816_000000372053_00006_24609_3732.N1	14-NOV-2006 06:28:16	Dark	36.500	41	Eps Car	1.8600	4100.0	73	24609	No
79	GOM_NL__2PRFIN20061114_063345_000000552053_00006_24609_3733.N1	14-NOV-2006 06:33:45	Dark	54.500	2	Alp Car	-0.73600	7000.0	109	24609	No
80	GOM_NL__2PRFIN20061114_064239_000000332053_00006_24609_3734.N1	14-NOV-2006 06:42:39	Straylight	33.000	157	The1Eri	2.9060	9300.0	66	24609	No
81	GOM_NL__2PRFIN20061114_065542_000000442053_00006_24609_3735.N1	14-NOV-2006 06:55:42	Twi_and_stray	43.500	94	92Alp Cet	2.5260	3100.0	87	24609	No
82	GOM_NL__2PRFIN20061114_070027_000000302053_00006_24609_3736.N1	14-NOV-2006 07:00:27	Bright	30.000	105	6Bet Ari	2.6450	8900.0	60	24609	No
83	GOM_NL__2PRFIN20061114_070430_000000302053_00006_24609_3737.N1	14-NOV-2006 07:04:30	Bright	29.500	173	4Bet Tri	3.0040	8900.0	59	24609	No
84	GOM_NL__2PRFIN20061114_070633_000000302053_00006_24609_3738.N1	14-NOV-2006 07:06:33	Bright	29.500	73	57Gam1And	2.2600	13100.	59	24609	No
85	GOM_NL__2PRFIN20061114_071025_000000312053_00006_24609_3739.N1	14-NOV-2006 07:10:25	Bright	30.500	160	23Gam Per	2.9300	4700.0	61	24609	No
86	GOM_NL__2PRFIN20061114_071149_000000302053_00006_24609_3740.N1	14-NOV-2006 07:11:49	Bright	29.500	76	27Gam Cas	2.3000	30000.	59	24609	No
87	GOM_NL__2PRFIN20061114_071946_000000302053_00006_24609_3741.N1	14-NOV-2006 07:19:46	Bright	30.000	49	1Alp UMi	1.9900	6300.0	60	24609	No
88	GOM_NL__2PRFIN20061114_072405_000000272053_00006_24609_3742.N1	14-NOV-2006 07:24:05	Bright	26.500	60	7Bet UMi	2.0810	3950.0	53	24609	No
89	GOM_NL__2PRFIN20061114_072945_000000312053_00006_24609_3743.N1	14-NOV-2006 07:29:45	Bright	31.000	32	77Eps UMa	1.7630	11000.	62	24609	No
90	GOM_NL__2PRFIN20061114_073121_000000282053_00006_24609_3744.N1	14-NOV-2006 07:31:21	Bright	27.500	39	85Eta UMa	1.8540	24000.	55	24609	No
91	GOM_NL__2PRFIN20061114_073451_000000302053_00006_24609_3745.N1	14-NOV-2006 07:34:51	Bright	30.000	152	12Alp2CVn	2.8900	11000.	60	24609	No
92	GOM_NL__2PRFIN20061114_074246_000000352053_00006_24609_3746.N1	14-NOV-2006 07:42:46	Bright	35.000	62	94Bet Leo	2.1360	9700.0	70	24609	No
93	GOM_NL__2PRFIN20061114_074620_000000292053_00006_24609_3747.N1	14-NOV-2006 07:46:20	Bright	29.000	121	29Gam Vir	2.7400	7200.0	58	24609	No
94	GOM_NL__2PRFIN20061114_075120_000000352053_00006_24609_3748.N1	14-NOV-2006 07:51:20	Twi_and_stray	35.000	100	4Gam Crv	2.5800	13100.	70	24609	No
95	GOM_NL__2PRFIN20061114_075250_000000372053_00006_24609_3749.N1	14-NOV-2006 07:52:50	Twilight	37.000	171	2Eps Crv	3.0010	4250.0	74	24609	No
96	GOM_NL__2PRFIN20061114_080202_000000372053_00006_24609_3750.N1	14-NOV-2006 08:02:02	Dark	37.000	113	Mu Vel	2.6920	5000.0	74	24609	No
97	GOM_NL__2PRFIN20061114_080504_000000322053_00007_24610_3731.N1	14-NOV-2006 08:05:04	Dark	32.000	124	The Car	2.7640	30000.	64	24610	No
98	GOM_NL__2PRFIN20061114_080853_000000362053_00007_24610_3732.N1	14-NOV-2006 08:08:53	Dark	35.500	41	Eps Car	1.8600	4100.0	71	24610	No
99	GOM_NL__2PRFIN20061114_081422_000000442053_00007_24610_3733.N1	14-NOV-2006 08:14:22	Dark	44.000	2	Alp Car	-0.73600	7000.0	88	24610	No
100	GOM_NL__2PRFIN20061114_082316_000000332053_00007_24610_3734.N1	14-NOV-2006 08:23:16	Straylight	32.500	157	The1Eri	2.9060	9300.0	65	24610	No
101	GOM_NL__2PRFIN20061114_083617_000000422053_00007_24610_3735.N1	14-NOV-2006 08:36:17	Twi_and_stray	42.000	94	92Alp Cet	2.5260	3100.0	84	24610	No

102	GOM_NL__2PRFIN20061114_084103_000000312053_00007_24610_3736.N1	14-NOV-2006 08:41:03	Bright	31.000	105	6Bet Ari	2.6450	8900.0	62	24610	No
103	GOM_NL__2PRFIN20061114_084506_000000292053_00007_24610_3737.N1	14-NOV-2006 08:45:06	Bright	28.500	173	4Bet Tri	3.0040	8900.0	57	24610	No
104	GOM_NL__2PRFIN20061114_084710_000000312053_00007_24610_3738.N1	14-NOV-2006 08:47:10	Bright	30.500	73	57Gam1And	2.2600	13100.	61	24610	No
105	GOM_NL__2PRFIN20061114_085101_000000332053_00007_24610_3739.N1	14-NOV-2006 08:51:01	Bright	32.500	160	23Gam Per	2.9300	4700.0	65	24610	No
106	GOM_NL__2PRFIN20061114_085225_000000332053_00007_24610_3740.N1	14-NOV-2006 08:52:25	Bright	32.500	76	27Gam Cas	2.3000	30000.	65	24610	No
107	GOM_NL__2PRFIN20061114_090023_000000282053_00007_24610_3741.N1	14-NOV-2006 09:00:23	Bright	27.500	49	1Alp UMi	1.9900	6300.0	55	24610	No
108	GOM_NL__2PRFIN20061114_090441_000000312053_00007_24610_3742.N1	14-NOV-2006 09:04:41	Bright	31.000	60	7Bet UMi	2.0810	3950.0	62	24610	No
109	GOM_NL__2PRFIN20061114_091021_000000312053_00007_24610_3743.N1	14-NOV-2006 09:10:21	Bright	31.000	32	77Eps UMa	1.7630	11000.	62	24610	No
110	GOM_NL__2PRFIN20061114_091157_000000462053_00007_24610_3744.N1	14-NOV-2006 09:11:57	Bright	46.000	39	85Eta UMa	1.8540	24000.	92	24610	No
111	GOM_NL__2PRFIN20061114_092309_000000272053_00007_24610_3745.N1	14-NOV-2006 09:23:09	Bright	27.000	138	47Eps Vir	2.8280	4700.0	54	24610	No
112	GOM_NL__2PRFIN20061114_092656_000000292053_00007_24610_3746.N1	14-NOV-2006 09:26:56	Bright	28.500	121	29Gam Vir	2.7400	7200.0	57	24610	No
113	GOM_NL__2PRFIN20061114_093156_000000352053_00007_24610_3747.N1	14-NOV-2006 09:31:56	Twilight	34.500	100	4Gam Crv	2.5800	13100.	69	24610	No
114	GOM_NL__2PRFIN20061114_093327_000000392053_00007_24610_3748.N1	14-NOV-2006 09:33:27	Twilight	38.500	171	2Eps Crv	3.0010	4250.0	77	24610	No
115	GOM_NL__2PRFIN20061114_094238_000000352053_00007_24610_3749.N1	14-NOV-2006 09:42:38	Dark	35.000	113	Mu Vel	2.6920	5000.0	70	24610	No
116	GOM_NL__2PRFIN20061114_094540_000000322053_00008_24611_3731.N1	14-NOV-2006 09:45:40	Dark	31.500	124	The Car	2.7640	30000.	63	24611	No
117	GOM_NL__2PRFIN20061114_094929_000000362053_00008_24611_3732.N1	14-NOV-2006 09:49:29	Dark	35.500	41	Eps Car	1.8600	4100.0	71	24611	No
118	GOM_NL__2PRFIN20061114_095459_000000542053_00008_24611_3733.N1	14-NOV-2006 09:54:59	Dark	53.500	2	Alp Car	-0.73600	7000.0	107	24611	No
119	GOM_NL__2PRFIN20061114_100351_000000332053_00008_24611_3734.N1	14-NOV-2006 10:03:51	Straylight	32.500	157	The1Eri	2.9060	9300.0	65	24611	No
120	GOM_NL__2PRFIN20061114_101653_000000412053_00008_24611_3735.N1	14-NOV-2006 10:16:53	Twilight	40.500	94	92Alp Cet	2.5260	3100.0	81	24611	No
121	GOM_NL__2PRFIN20061114_102139_000000292053_00008_24611_3736.N1	14-NOV-2006 10:21:39	Bright	29.000	105	6Bet Ari	2.6450	8900.0	58	24611	No
122	GOM_NL__2PRFIN20061114_102541_000000302053_00008_24611_3737.N1	14-NOV-2006 10:25:41	Bright	29.500	173	4Bet Tri	3.0040	8900.0	59	24611	No
123	GOM_NL__2PRFIN20061114_102745_000000312053_00008_24611_3738.N1	14-NOV-2006 10:27:45	Bright	30.500	73	57Gam1And	2.2600	13100.	61	24611	No
124	GOM_NL__2PRFIN20061114_103136_000000502053_00008_24611_3739.N1	14-NOV-2006 10:31:36	Bright	50.000	160	23Gam Per	2.9300	4700.0	100	24611	No
125	GOM_NL__2PRFIN20061114_103301_000000302053_00008_24611_3740.N1	14-NOV-2006 10:33:01	Bright	29.500	76	27Gam Cas	2.3000	30000.	59	24611	No
126	GOM_NL__2PRFIN20061114_104058_000000312053_00008_24611_3741.N1	14-NOV-2006 10:40:58	Bright	31.000	49	1Alp UMi	1.9900	6300.0	62	24611	No
127	GOM_NL__2PRFIN20061114_104517_000000302053_00008_24611_3742.N1	14-NOV-2006 10:45:17	Bright	30.000	60	7Bet UMi	2.0810	3950.0	60	24611	No
128	GOM_NL__2PRFIN20061114_105057_000000312053_00008_24611_3743.N1	14-NOV-2006 10:50:57	Bright	30.500	32	77Eps UMa	1.7630	11000.	61	24611	No
129	GOM_NL__2PRFIN20061114_105233_000000292053_00008_24611_3744.N1	14-NOV-2006 10:52:33	Bright	28.500	39	85Eta UMa	1.8540	24000.	57	24611	No
130	GOM_NL__2PRFIN20061114_105603_000000292053_00008_24611_3745.N1	14-NOV-2006 10:56:03	Bright	29.000	152	12Alp2CVn	2.8900	11000.	58	24611	No
131	GOM_NL__2PRFIN20061114_110345_000000282053_00008_24611_3746.N1	14-NOV-2006 11:03:45	Bright	28.000	138	47Eps Vir	2.8280	4700.0	56	24611	No
132	GOM_NL__2PRFIN20061114_110732_000000292053_00008_24611_3747.N1	14-NOV-2006 11:07:32	Bright	28.500	121	29Gam Vir	2.7400	7200.0	57	24611	No
133	GOM_NL__2PRFIN20061114_111232_000000352053_00008_24611_3748.N1	14-NOV-2006 11:12:32	Twilight	34.500	100	4Gam Crv	2.5800	13100.	69	24611	No
134	GOM_NL__2PRFIN20061114_111403_000000392053_00008_24611_3749.N1	14-NOV-2006 11:14:03	Twilight	39.000	171	2Eps Crv	3.0010	4250.0	78	24611	No
135	GOM_NL__2PRFIN20061114_112315_000000362053_00008_24611_3750.N1	14-NOV-2006 11:23:15	Dark	35.500	113	Mu Vel	2.6920	5000.0	71	24611	No
136	GOM_NL__2PRFIN20061114_112617_000000312053_00009_24612_3731.N1	14-NOV-2006 11:26:17	Dark	31.000	124	The Car	2.7640	30000.	62	24612	No
137	GOM_NL__2PRFIN20061114_113006_000000362053_00009_24612_3732.N1	14-NOV-2006 11:30:06	Dark	35.500	41	Eps Car	1.8600	4100.0	71	24612	No
138	GOM_NL__2PRFIN20061114_113535_000000552053_00009_24612_3733.N1	14-NOV-2006 11:35:35	Dark	55.000	2	Alp Car	-0.73600	7000.0	110	24612	No
139	GOM_NL__2PRFIN20061114_114428_000000312053_00009_24612_3734.N1	14-NOV-2006 11:44:28	Straylight	31.000	157	The1Eri	2.9060	9300.0	62	24612	No
140	GOM_NL__2PRFIN20061114_115729_000000432053_00009_24612_3735.N1	14-NOV-2006 11:57:29	Twilight	43.000	94	92Alp Cet	2.5260	3100.0	86	24612	No
141	GOM_NL__2PRFIN20061114_120215_000000302053_00009_24612_3736.N1	14-NOV-2006 12:02:15	Bright	29.500	105	6Bet Ari	2.6450	8900.0	59	24612	No
142	GOM_NL__2PRFIN20061114_120617_000000302053_00009_24612_3737.N1	14-NOV-2006 12:06:17	Bright	29.500	173	4Bet Tri	3.0040	8900.0	59	24612	No
143	GOM_NL__2PRFIN20061114_120821_000000302053_00009_24612_3738.N1	14-NOV-2006 12:08:21	Bright	30.000	73	57Gam1And	2.2600	13100.	60	24612	No
144	GOM_NL__2PRFIN20061114_121212_000000312053_00009_24612_3739.N1	14-NOV-2006 12:12:12	Bright	31.000	160	23Gam Per	2.9300	4700.0	62	24612	No
145	GOM_NL__2PRFIN20061114_121337_000000302053_00009_24612_3740.N1	14-NOV-2006 12:13:37	Bright	29.500	76	27Gam Cas	2.3000	30000.	59	24612	No
146	GOM_NL__2PRFIN20061114_122134_000000312053_00009_24612_3741.N1	14-NOV-2006 12:21:34	Bright	30.500	49	1Alp UMi	1.9900	6300.0	61	24612	No
147	GOM_NL__2PRFIN20061114_122553_000000292053_00009_24612_3742.N1	14-NOV-2006 12:25:53	Bright	28.500	60	7Bet UMi	2.0810	3950.0	57	24612	No
148	GOM_NL__2PRFIN20061114_123132_000000312053_00009_24612_3743.N1	14-NOV-2006 12:31:32	Bright	30.500	32	77Eps UMa	1.7630	11000.	61	24612	No
149	GOM_NL__2PRFIN20061114_123309_000000292053_00009_24612_3744.N1	14-NOV-2006 12:33:09	Bright	28.500	39	85Eta UMa	1.8540	24000.	57	24612	No
150	GOM_NL__2PRFIN20061114_123638_000000292053_00009_24612_3745.N1	14-NOV-2006 12:36:38	Bright	29.000	152	12Alp2CVn	2.8900	11000.	58	24612	No
151	GOM_NL__2PRFIN20061114_124421_000000272053_00009_24612_3746.N1	14-NOV-2006 12:44:21	Bright	27.000	138	47Eps Vir	2.8280	4700.0	54	24612	No
152	GOM_NL__2PRFIN20061114_124808_000000302053_00009_24612_3747.N1	14-NOV-2006 12:48:08	Bright	29.500	121	29Gam Vir	2.7400	7200.0	59	24612	No
153	GOM_NL__2PRFIN20061114_125309_000000342053_00009_24612_3748.N1	14-NOV-2006 12:53:09	Twilight	33.500	100	4Gam Crv	2.5800	13100.	67	24612	No
154	GOM_NL__2PRFIN20061114_125439_000000382053_00009_24612_3749.N1	14-NOV-2006 12:54:39	Twilight	37.500	171	2Eps Crv	3.0010	4250.0	75	24612	No
155	GOM_NL__2PRFIN20061114_130351_000000352053_00009_24612_3750.N1	14-NOV-2006 13:03:51	Dark	35.000	113	Mu Vel	2.6920	5000.0	70	24612	No
156	GOM_NL__2PRFIN20061114_130653_000000322053_00010_24613_3731.N1	14-NOV-2006 13:06:53	Dark	31.500	124	The Car	2.7640	30000.	63	24613	No
157	GOM_NL__2PRFIN20061114_131042_000000472053_00010_24613_3732.N1	14-NOV-2006 13:10:42	Dark	47.000	41	Eps Car	1.8600	4100.0	94	24613	No
158	GOM_NL__2PRFIN20061114_131612_000000462053_00010_24613_3733.N1	14-NOV-2006 13:16:12	Dark	46.000	2	Alp Car	-0.73600	7000.0	92	24613	No
159	GOM_NL__2PRFIN20061114_132504_000000332053_00010_24613_3734.N1	14-NOV-2006 13:25:04	Straylight	32.500	157	The1Eri	2.9060	9300.0	65	24613	No
160	GOM_NL__2PRFIN20061114_133805_000000432053_00010_24613_3735.N1	14-NOV-2006 13:38:05	Twilight	42.500	94	92Alp Cet	2.5260	3100.0	85	24613	No



161	GOM_NL__2PRFIN20061114_134251_000000312053_00010_24613_3736.N1	14-NOV-2006 13:42:51	Bright	30.500	105	6Bet Ari	2.6450	8900.0	61	24613	No
162	GOM_NL__2PRFIN20061114_134653_000000302053_00010_24613_3737.N1	14-NOV-2006 13:46:53	Bright	29.500	173	4Bet Tri	3.0040	8900.0	59	24613	No
163	GOM_NL__2PRFIN20061114_134857_000000302053_00010_24613_3738.N1	14-NOV-2006 13:48:57	Bright	30.000	73	57Gam1And	2.2600	13100.	60	24613	No
164	GOM_NL__2PRFIN20061114_135247_000000332053_00010_24613_3739.N1	14-NOV-2006 13:52:47	Bright	33.000	160	23Gam Per	2.9300	4700.0	66	24613	No
165	GOM_NL__2PRFIN20061114_135413_000000292053_00010_24613_3740.N1	14-NOV-2006 13:54:13	Bright	29.000	76	27Gam Cas	2.3000	30000.	58	24613	No
166	GOM_NL__2PRFIN20061114_140210_000000282053_00010_24613_3741.N1	14-NOV-2006 14:02:10	Bright	28.000	49	1Alp UMi	1.9900	6300.0	56	24613	No
167	GOM_NL__2PRFIN20061114_140629_000000312053_00010_24613_3742.N1	14-NOV-2006 14:06:29	Bright	31.000	60	7Bet UMi	2.0810	3950.0	62	24613	No
168	GOM_NL__2PRFIN20061114_141208_000000302053_00010_24613_3743.N1	14-NOV-2006 14:12:08	Bright	30.000	32	77Eps UMa	1.7630	11000.	60	24613	No
169	GOM_NL__2PRFIN20061114_141345_000000292053_00010_24613_3744.N1	14-NOV-2006 14:13:45	Bright	28.500	39	85Eta UMa	1.8540	24000.	57	24613	No
170	GOM_NL__2PRFIN20061114_141714_000000302053_00010_24613_3745.N1	14-NOV-2006 14:17:14	Bright	29.500	152	12Alp2CVn	2.8900	11000.	59	24613	No
171	GOM_NL__2PRFIN20061114_142457_000000282053_00010_24613_3746.N1	14-NOV-2006 14:24:57	Bright	27.500	138	47Eps Vir	2.8280	4700.0	55	24613	No
172	GOM_NL__2PRFIN20061114_142845_000000312053_00010_24613_3747.N1	14-NOV-2006 14:28:45	Bright	31.000	121	29Gam Vir	2.7400	7200.0	62	24613	No
173	GOM_NL__2PRFIN20061114_143345_000000332053_00010_24613_3748.N1	14-NOV-2006 14:33:45	Twilight	33.000	100	4Gam Crv	2.5800	13100.	66	24613	No
174	GOM_NL__2PRFIN20061114_143516_000000382053_00010_24613_3749.N1	14-NOV-2006 14:35:16	Twilight	38.000	171	2Eps Crv	3.0010	4250.0	76	24613	No
175	GOM_NL__2PRFIN20061114_144428_000000342053_00010_24613_3750.N1	14-NOV-2006 14:44:28	Dark	33.500	113	Mu Vel	2.6920	5000.0	67	24613	No
176	GOM_NL__2PRFIN20061114_144729_000000312053_00011_24614_3731.N1	14-NOV-2006 14:47:29	Dark	31.000	124	The Car	2.7640	30000.	62	24614	No
177	GOM_NL__2PRFIN20061114_145119_000000402053_00011_24614_3732.N1	14-NOV-2006 14:51:19	Dark	40.000	41	Eps Car	1.8600	4100.0	80	24614	No
178	GOM_NL__2PRFIN20061114_145648_000000412053_00011_24614_3733.N1	14-NOV-2006 14:56:48	Dark	40.500	2	Alp Car	-0.73600	7000.0	81	24614	No
179	GOM_NL__2PRFIN20061114_150540_000000332053_00011_24614_3734.N1	14-NOV-2006 15:05:40	Straylight	32.500	157	The1Eri	2.9060	9300.0	65	24614	No
180	GOM_NL__2PRFIN20061114_151840_000000432053_00011_24614_3735.N1	14-NOV-2006 15:18:40	Twilight	42.500	94	92Alp Cet	2.5260	3100.0	85	24614	No
181	GOM_NL__2PRFIN20061114_152327_000000322053_00011_24614_3736.N1	14-NOV-2006 15:23:27	Bright	32.000	105	6Bet Ari	2.6450	8900.0	64	24614	No
182	GOM_NL__2PRFIN20061114_152729_000000302053_00011_24614_3737.N1	14-NOV-2006 15:27:29	Bright	30.000	173	4Bet Tri	3.0040	8900.0	60	24614	No
183	GOM_NL__2PRFIN20061114_152933_000000302053_00011_24614_3738.N1	14-NOV-2006 15:29:33	Bright	29.500	73	57Gam1And	2.2600	13100.	59	24614	No
184	GOM_NL__2PRFIN20061114_153323_000000312053_00011_24614_3739.N1	14-NOV-2006 15:33:23	Bright	30.500	160	23Gam Per	2.9300	4700.0	61	24614	No
185	GOM_NL__2PRFIN20061114_153449_000000312053_00011_24614_3740.N1	14-NOV-2006 15:34:49	Bright	31.000	76	27Gam Cas	2.3000	30000.	62	24614	No
186	GOM_NL__2PRFIN20061114_154246_000000302053_00011_24614_3741.N1	14-NOV-2006 15:42:46	Bright	29.500	49	1Alp UMi	1.9900	6300.0	59	24614	No
187	GOM_NL__2PRFIN20061114_154705_000000302053_00011_24614_3742.N1	14-NOV-2006 15:47:05	Bright	30.000	60	7Bet UMi	2.0810	3950.0	60	24614	No
188	GOM_NL__2PRFIN20061114_155245_000000322053_00011_24614_3743.N1	14-NOV-2006 15:52:45	Bright	31.500	32	77Eps UMa	1.7630	11000.	63	24614	No
189	GOM_NL__2PRFIN20061114_155421_000000302053_00011_24614_3744.N1	14-NOV-2006 15:54:21	Bright	30.000	39	85Eta UMa	1.8540	24000.	60	24614	No
190	GOM_NL__2PRFIN20061114_155751_000000302053_00011_24614_3745.N1	14-NOV-2006 15:57:51	Bright	30.000	152	12Alp2CVn	2.8900	11000.	60	24614	No
191	GOM_NL__2PRFIN20061114_160533_000000292053_00011_24614_3746.N1	14-NOV-2006 16:05:33	Bright	28.500	138	47Eps Vir	2.8280	4700.0	57	24614	No
192	GOM_NL__2PRFIN20061114_160921_000000312053_00011_24614_3747.N1	14-NOV-2006 16:09:21	Bright	31.000	121	29Gam Vir	2.7400	7200.0	62	24614	No
193	GOM_NL__2PRFIN20061114_161422_000000352053_00011_24614_3748.N1	14-NOV-2006 16:14:22	Twilight	34.500	100	4Gam Crv	2.5800	13100.	69	24614	No
194	GOM_NL__2PRFIN20061114_161552_000000352053_00011_24614_3749.N1	14-NOV-2006 16:15:52	Twilight	34.500	171	2Eps Crv	3.0010	4250.0	69	24614	No
195	GOM_NL__2PRFIN20061114_162505_000000392053_00011_24614_3750.N1	14-NOV-2006 16:25:05	Dark	39.000	113	Mu Vel	2.6920	5000.0	78	24614	No
196	GOM_NL__2PRFIN20061114_162806_000000312053_00012_24615_3731.N1	14-NOV-2006 16:28:06	Dark	30.500	124	The Car	2.7640	30000.	61	24615	No
197	GOM_NL__2PRFIN20061114_163155_000000352053_00012_24615_3732.N1	14-NOV-2006 16:31:55	Dark	35.000	41	Eps Car	1.8600	4100.0	70	24615	No
198	GOM_NL__2PRFIN20061114_163725_000000472053_00012_24615_3733.N1	14-NOV-2006 16:37:25	Dark	46.500	2	Alp Car	-0.73600	7000.0	93	24615	No
199	GOM_NL__2PRFIN20061114_164616_000000342053_00012_24615_3734.N1	14-NOV-2006 16:46:16	Straylight	34.000	157	The1Eri	2.9060	9300.0	68	24615	No
200	GOM_NL__2PRFIN20061114_165916_000000422053_00012_24615_3735.N1	14-NOV-2006 16:59:16	Twilight	41.500	94	92Alp Cet	2.5260	3100.0	83	24615	No
201	GOM_NL__2PRFIN20061114_170403_000000312053_00012_24615_3736.N1	14-NOV-2006 17:04:03	Bright	30.500	105	6Bet Ari	2.6450	8900.0	61	24615	No
202	GOM_NL__2PRFIN20061114_170805_000000312053_00012_24615_3737.N1	14-NOV-2006 17:08:05	Bright	30.500	173	4Bet Tri	3.0040	8900.0	61	24615	No
203	GOM_NL__2PRFIN20061114_171009_000000312053_00012_24615_3738.N1	14-NOV-2006 17:10:09	Bright	31.000	73	57Gam1And	2.2600	13100.	62	24615	No
204	GOM_NL__2PRFIN20061114_171359_000000332053_00012_24615_3739.N1	14-NOV-2006 17:13:59	Bright	32.500	160	23Gam Per	2.9300	4700.0	65	24615	No
205	GOM_NL__2PRFIN20061114_171525_000000292053_00012_24615_3740.N1	14-NOV-2006 17:15:25	Bright	28.500	76	27Gam Cas	2.3000	30000.	57	24615	No
206	GOM_NL__2PRFIN20061114_172322_000000302053_00012_24615_3741.N1	14-NOV-2006 17:23:22	Bright	30.000	49	1Alp UMi	1.9900	6300.0	60	24615	No
207	GOM_NL__2PRFIN20061114_172741_000000312053_00012_24615_3742.N1	14-NOV-2006 17:27:41	Bright	30.500	60	7Bet UMi	2.0810	3950.0	61	24615	No
208	GOM_NL__2PRFIN20061114_173321_000000282053_00012_24615_3743.N1	14-NOV-2006 17:33:21	Bright	28.000	32	77Eps UMa	1.7630	11000.	56	24615	No
209	GOM_NL__2PRFIN20061114_173458_000000272053_00012_24615_3744.N1	14-NOV-2006 17:34:58	Bright	27.000	39	85Eta UMa	1.8540	24000.	54	24615	No
210	GOM_NL__2PRFIN20061114_173827_000000302053_00012_24615_3745.N1	14-NOV-2006 17:38:27	Bright	30.000	152	12Alp2CVn	2.8900	11000.	60	24615	No
211	GOM_NL__2PRFIN20061114_174609_000000292053_00012_24615_3746.N1	14-NOV-2006 17:46:09	Bright	28.500	138	47Eps Vir	2.8280	4700.0	57	24615	No
212	GOM_NL__2PRFIN20061114_174957_000000302053_00012_24615_3747.N1	14-NOV-2006 17:49:57	Bright	30.000	121	29Gam Vir	2.7400	7200.0	60	24615	No
213	GOM_NL__2PRFIN20061114_175458_000000362053_00012_24615_3748.N1	14-NOV-2006 17:54:58	Twilight	35.500	100	4Gam Crv	2.5800	13100.	71	24615	No
214	GOM_NL__2PRFIN20061114_175629_000000362053_00012_24615_3749.N1	14-NOV-2006 17:56:29	Twilight	36.000	171	2Eps Crv	3.0010	4250.0	72	24615	No
215	GOM_NL__2PRFIN20061114_180541_000000382053_00012_24615_3750.N1	14-NOV-2006 18:05:41	Dark	37.500	113	Mu Vel	2.6920	5000.0	75	24615	No
216	GOM_NL__2PRFIN20061114_180842_000000312053_00013_24616_3731.N1	14-NOV-2006 18:08:42	Dark	31.000	124	The Car	2.7640	30000.	62	24616	No
217	GOM_NL__2PRFIN20061114_181232_000000392053_00013_24616_3732.N1	14-NOV-2006 18:12:32	Dark	39.000	41	Eps Car	1.8600	4100.0	78	24616	No
218	GOM_NL__2PRFIN20061114_181802_000000552053_00013_24616_3733.N1	14-NOV-2006 18:18:02	Dark	54.500	2	Alp Car	-0.73600	7000.0	109	24616	No
219	GOM_NL__2PRFIN20061114_182652_000000342053_00013_24616_3734.N1	14-NOV-2006 18:26:52	Straylight	33.500	157	The1Eri	2.9060	9300.0	67	24616	No

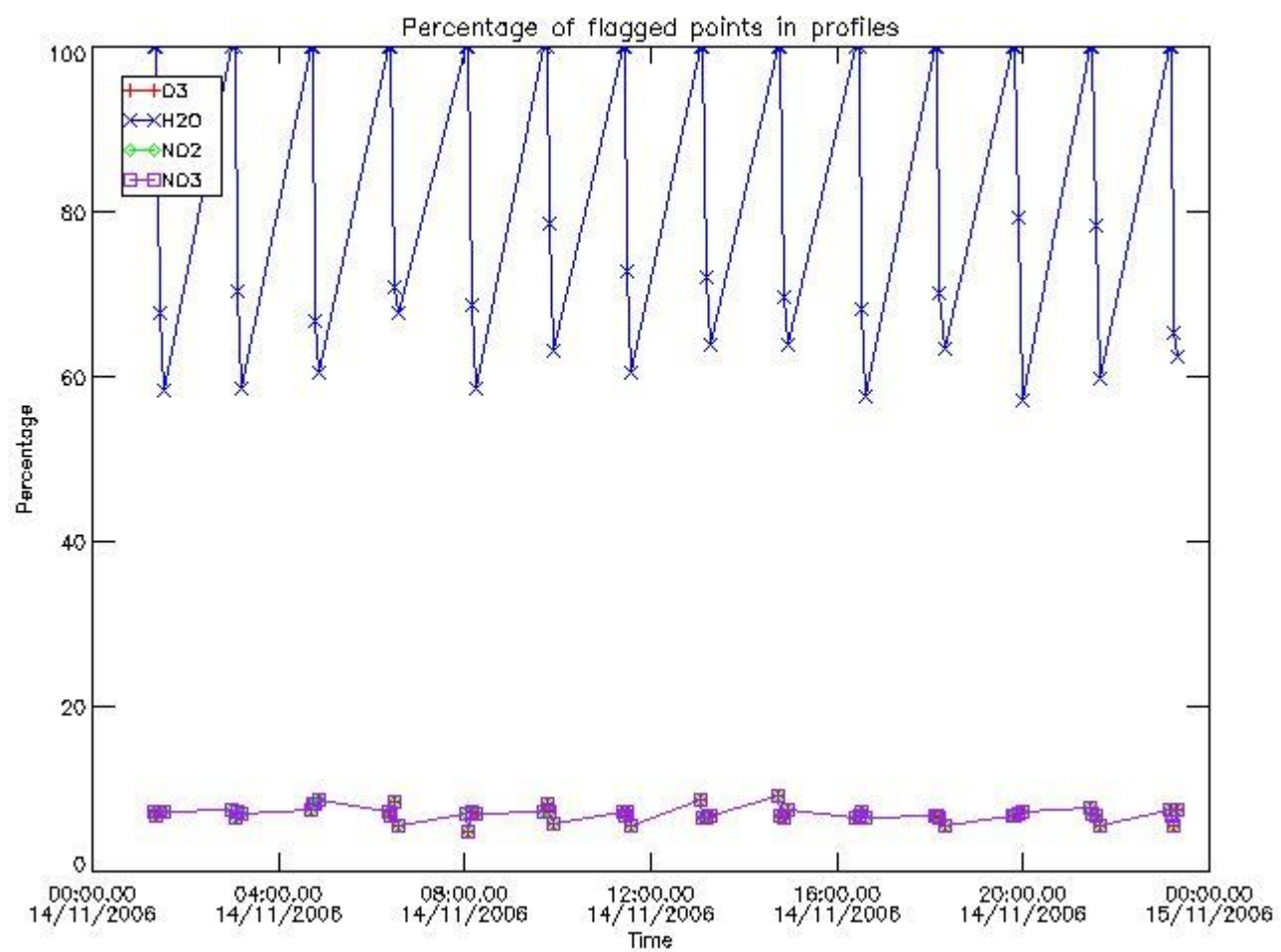
220	GOM_NL__2PRFIN20061114_183952_000000442053_00013_24616_3735.N1	14-NOV-2006 18:39:52	Twilight	43.500	94	92Alp Cet	2.5260	3100.0	87	24616	No
221	GOM_NL__2PRFIN20061114_184439_000000312053_00013_24616_3736.N1	14-NOV-2006 18:44:39	Bright	31.000	105	6Bet Ari	2.6450	8900.0	62	24616	No
222	GOM_NL__2PRFIN20061114_184840_000000312053_00013_24616_3737.N1	14-NOV-2006 18:48:40	Bright	30.500	173	4Bet Tri	3.0040	8900.0	61	24616	No
223	GOM_NL__2PRFIN20061114_185044_000000312053_00013_24616_3738.N1	14-NOV-2006 18:50:44	Bright	30.500	73	57Gam1And	2.2600	13100.	61	24616	No
224	GOM_NL__2PRFIN20061114_185434_000000322053_00013_24616_3739.N1	14-NOV-2006 18:54:34	Bright	31.500	160	23Gam Per	2.9300	4700.0	63	24616	No
225	GOM_NL__2PRFIN20061114_185601_000000302053_00013_24616_3740.N1	14-NOV-2006 18:56:01	Bright	30.000	76	27Gam Cas	2.3000	30000.	60	24616	No
226	GOM_NL__2PRFIN20061114_190358_000000302053_00013_24616_3741.N1	14-NOV-2006 19:03:58	Bright	30.000	49	1Alp UMi	1.9900	6300.0	60	24616	No
227	GOM_NL__2PRFIN20061114_190817_000000312053_00013_24616_3742.N1	14-NOV-2006 19:08:17	Bright	30.500	60	7Bet UMi	2.0810	3950.0	61	24616	No
228	GOM_NL__2PRFIN20061114_191357_000000302053_00013_24616_3743.N1	14-NOV-2006 19:13:57	Bright	29.500	32	77Eps UMa	1.7630	11000.	59	24616	No
229	GOM_NL__2PRFIN20061114_191534_000000322053_00013_24616_3744.N1	14-NOV-2006 19:15:34	Bright	31.500	39	85Eta UMa	1.8540	24000.	63	24616	No
230	GOM_NL__2PRFIN20061114_191903_000000292053_00013_24616_3745.N1	14-NOV-2006 19:19:03	Bright	28.500	152	12Alp2CVn	2.8900	11000.	57	24616	No
231	GOM_NL__2PRFIN20061114_192646_000000292053_00013_24616_3746.N1	14-NOV-2006 19:26:46	Bright	28.500	138	47Eps Vir	2.8280	4700.0	57	24616	No
232	GOM_NL__2PRFIN20061114_193034_000000292053_00013_24616_3747.N1	14-NOV-2006 19:30:34	Bright	29.000	121	29Gam Vir	2.7400	7200.0	58	24616	No
233	GOM_NL__2PRFIN20061114_193534_000000342053_00013_24616_3748.N1	14-NOV-2006 19:35:34	Twilight	33.500	100	4Gam Crv	2.5800	13100.	67	24616	No
234	GOM_NL__2PRFIN20061114_193705_000000362053_00013_24616_3749.N1	14-NOV-2006 19:37:05	Twilight	35.500	171	2Eps Crv	3.0010	4250.0	71	24616	No
235	GOM_NL__2PRFIN20061114_194618_000000382053_00013_24616_3750.N1	14-NOV-2006 19:46:18	Dark	37.500	113	Mu Vel	2.6920	5000.0	75	24616	No
236	GOM_NL__2PRFIN20061114_194918_000000312053_00014_24617_3731.N1	14-NOV-2006 19:49:18	Dark	31.000	124	The Car	2.7640	30000.	62	24617	No
237	GOM_NL__2PRFIN20061114_195309_000000372053_00014_24617_3732.N1	14-NOV-2006 19:53:09	Dark	36.500	41	Eps Car	1.8600	4100.0	73	24617	No
238	GOM_NL__2PRFIN20061114_195838_000000422053_00014_24617_3733.N1	14-NOV-2006 19:58:38	Dark	42.000	2	Alp Car	-0.73600	7000.0	84	24617	No
239	GOM_NL__2PRFIN20061114_200728_000000312053_00014_24617_3734.N1	14-NOV-2006 20:07:28	Straylight	31.000	157	The1Eri	2.9060	9300.0	62	24617	No
240	GOM_NL__2PRFIN20061114_202028_000000382053_00014_24617_3735.N1	14-NOV-2006 20:20:28	Twilight	38.000	94	92Alp Cet	2.5260	3100.0	76	24617	No
241	GOM_NL__2PRFIN20061114_202515_000000322053_00014_24617_3736.N1	14-NOV-2006 20:25:15	Bright	32.000	105	6Bet Ari	2.6450	8900.0	64	24617	No
242	GOM_NL__2PRFIN20061114_202916_000000302053_00014_24617_3737.N1	14-NOV-2006 20:29:16	Bright	30.000	173	4Bet Tri	3.0040	8900.0	60	24617	No
243	GOM_NL__2PRFIN20061114_203120_000000312053_00014_24617_3738.N1	14-NOV-2006 20:31:20	Bright	30.500	73	57Gam1And	2.2600	13100.	61	24617	No
244	GOM_NL__2PRFIN20061114_203510_000000312053_00014_24617_3739.N1	14-NOV-2006 20:35:10	Bright	31.000	160	23Gam Per	2.9300	4700.0	62	24617	No
245	GOM_NL__2PRFIN20061114_203637_000000312053_00014_24617_3740.N1	14-NOV-2006 20:36:37	Bright	30.500	76	27Gam Cas	2.3000	30000.	61	24617	No
246	GOM_NL__2PRFIN20061114_204434_000000302053_00014_24617_3741.N1	14-NOV-2006 20:44:34	Bright	30.000	49	1Alp UMi	1.9900	6300.0	60	24617	No
247	GOM_NL__2PRFIN20061114_204853_000000462053_00014_24617_3742.N1	14-NOV-2006 20:48:53	Bright	46.000	60	7Bet UMi	2.0810	3950.0	92	24617	No
248	GOM_NL__2PRFIN20061114_205433_000000322053_00014_24617_3743.N1	14-NOV-2006 20:54:33	Bright	31.500	32	77Eps UMa	1.7630	11000.	63	24617	No
249	GOM_NL__2PRFIN20061114_205610_000000292053_00014_24617_3744.N1	14-NOV-2006 20:56:10	Bright	29.000	39	85Eta UMa	1.8540	24000.	58	24617	No
250	GOM_NL__2PRFIN20061114_205939_000000322053_00014_24617_3745.N1	14-NOV-2006 20:59:39	Bright	31.500	152	12Alp2CVn	2.8900	11000.	63	24617	No
251	GOM_NL__2PRFIN20061114_210722_000000292053_00014_24617_3746.N1	14-NOV-2006 21:07:22	Bright	28.500	138	47Eps Vir	2.8280	4700.0	57	24617	No
252	GOM_NL__2PRFIN20061114_211110_000000292053_00014_24617_3747.N1	14-NOV-2006 21:11:10	Bright	28.500	121	29Gam Vir	2.7400	7200.0	57	24617	No
253	GOM_NL__2PRFIN20061114_211611_000000332053_00014_24617_3748.N1	14-NOV-2006 21:16:11	Twilight	33.000	100	4Gam Crv	2.5800	13100.	66	24617	No
254	GOM_NL__2PRFIN20061114_211741_000000352053_00014_24617_3749.N1	14-NOV-2006 21:17:41	Twilight	34.500	171	2Eps Crv	3.0010	4250.0	69	24617	No
255	GOM_NL__2PRFIN20061114_212654_000000342053_00014_24617_3750.N1	14-NOV-2006 21:26:54	Dark	33.500	113	Mu Vel	2.6920	5000.0	67	24617	No
256	GOM_NL__2PRFIN20061114_212955_000000302053_00015_24618_3731.N1	14-NOV-2006 21:29:55	Dark	30.000	124	The Car	2.7640	30000.	60	24618	No
257	GOM_NL__2PRFIN20061114_213345_000000382053_00015_24618_3732.N1	14-NOV-2006 21:33:45	Dark	37.500	41	Eps Car	1.8600	4100.0	75	24618	No
258	GOM_NL__2PRFIN20061114_213915_000000472053_00015_24618_3733.N1	14-NOV-2006 21:39:15	Dark	46.500	2	Alp Car	-0.73600	7000.0	93	24618	No
259	GOM_NL__2PRFIN20061114_214804_000000302053_00015_24618_3734.N1	14-NOV-2006 21:48:04	Straylight	30.000	157	The1Eri	2.9060	9300.0	60	24618	No
260	GOM_NL__2PRFIN20061114_220104_000000442053_00015_24618_3735.N1	14-NOV-2006 22:01:04	Twilight	44.000	94	92Alp Cet	2.5260	3100.0	88	24618	No
261	GOM_NL__2PRFIN20061114_220551_000000302053_00015_24618_3736.N1	14-NOV-2006 22:05:51	Bright	30.000	105	6Bet Ari	2.6450	8900.0	60	24618	No
262	GOM_NL__2PRFIN20061114_220952_000000302053_00015_24618_3737.N1	14-NOV-2006 22:09:52	Bright	29.500	173	4Bet Tri	3.0040	8900.0	59	24618	No
263	GOM_NL__2PRFIN20061114_221156_000000302053_00015_24618_3738.N1	14-NOV-2006 22:11:56	Bright	30.000	73	57Gam1And	2.2600	13100.	60	24618	No
264	GOM_NL__2PRFIN20061114_221545_000000322053_00015_24618_3739.N1	14-NOV-2006 22:15:45	Bright	32.000	160	23Gam Per	2.9300	4700.0	64	24618	No
265	GOM_NL__2PRFIN20061114_221713_000000302053_00015_24618_3740.N1	14-NOV-2006 22:17:13	Bright	29.500	76	27Gam Cas	2.3000	30000.	59	24618	No
266	GOM_NL__2PRFIN20061114_222510_000000302053_00015_24618_3741.N1	14-NOV-2006 22:25:10	Bright	29.500	49	1Alp UMi	1.9900	6300.0	59	24618	No
267	GOM_NL__2PRFIN20061114_222930_000000312053_00015_24618_3742.N1	14-NOV-2006 22:29:30	Bright	30.500	60	7Bet UMi	2.0810	3950.0	61	24618	No
268	GOM_NL__2PRFIN20061114_223508_000000302053_00015_24618_3743.N1	14-NOV-2006 22:35:08	Bright	30.000	32	77Eps UMa	1.7630	11000.	60	24618	No
269	GOM_NL__2PRFIN20061114_223646_000000282053_00015_24618_3744.N1	14-NOV-2006 22:36:46	Bright	27.500	39	85Eta UMa	1.8540	24000.	55	24618	No
270	GOM_NL__2PRFIN20061114_224015_000000302053_00015_24618_3745.N1	14-NOV-2006 22:40:15	Bright	29.500	152	12Alp2CVn	2.8900	11000.	59	24618	No
271	GOM_NL__2PRFIN20061114_224758_000000282053_00015_24618_3746.N1	14-NOV-2006 22:47:58	Bright	28.000	138	47Eps Vir	2.8280	4700.0	56	24618	No
272	GOM_NL__2PRFIN20061114_225146_000000292053_00015_24618_3747.N1	14-NOV-2006 22:51:46	Bright	28.500	121	29Gam Vir	2.7400	7200.0	57	24618	No
273	GOM_NL__2PRFIN20061114_225647_000000342053_00015_24618_3748.N1	14-NOV-2006 22:56:47	Twilight	34.000	100	4Gam Crv	2.5800	13100.	68	24618	No
274	GOM_NL__2PRFIN20061114_225818_000000392053_00015_24618_3749.N1	14-NOV-2006 22:58:18	Twilight	39.000	171	2Eps Crv	3.0010	4250.0	78	24618	No
275	GOM_NL__2PRFIN20061114_230730_000000342053_00015_24618_3750.N1	14-NOV-2006 23:07:30	Dark	34.000	113	Mu Vel	2.6920	5000.0	68	24618	No
276	GOM_NL__2PRFIN20061114_231031_000000312053_00016_24619_3731.N1	14-NOV-2006 23:10:31	Dark	31.000	124	The Car	2.7640	30000.	62	24619	No
277	GOM_NL__2PRFIN20061114_231422_000000472053_00016_24619_3732.N1	14-NOV-2006 23:14:22	Dark	46.500	41	Eps Car	1.8600	4100.0	93	24619	No
278	GOM_NL__2PRFIN20061114_231952_000000552053_00016_24619_3733.N1	14-NOV-2006 23:19:52	Dark	55.000	2	Alp Car	-0.73600	7000.0	110	24619	No

279	GOM_NL__2PRFIN20061114_232840_000000342053_00016_24619_3734.N1	14-NOV-2006 23:28:40	Straylight	33.500	157	The1Eri	2.9060	9300.0	67	24619	No
280	GOM_NL__2PRFIN20061114_234140_000000412053_00016_24619_3735.N1	14-NOV-2006 23:41:40	Twilight_stray	40.500	94	92Alp Cet	2.5260	3100.0	81	24619	No
281	GOM_NL__2PRFIN20061114_234627_000000392053_00016_24619_3736.N1	14-NOV-2006 23:46:27	Bright	38.500	105	6Bet Ari	2.6450	8900.0	77	24619	No
282	GOM_NL__2PRFIN20061114_235028_000000302053_00016_24619_3737.N1	14-NOV-2006 23:50:28	Bright	29.500	173	4Bet Tri	3.0040	8900.0	59	24619	No
283	GOM_NL__2PRFIN20061114_235232_000000292053_00016_24619_3738.N1	14-NOV-2006 23:52:32	Bright	29.000	73	57Gam1And	2.2600	13100.	58	24619	No
284	GOM_NL__2PRFIN20061114_235621_000000322053_00016_24619_3739.N1	14-NOV-2006 23:56:21	Bright	31.500	160	23Gam Per	2.9300	4700.0	63	24619	No
285	GOM_NL__2PRFIN20061114_235749_000000302053_00016_24619_3740.N1	14-NOV-2006 23:57:49	Bright	30.000	76	27Gam Cas	2.3000	30000.	60	24619	No

### 3. Quality information per product

In this section it is plotted some information contained in the Quality Summary data set of the level 2 products. Only products in dark limb conditions and without errors (error flag in the MPH set to "0") are used.

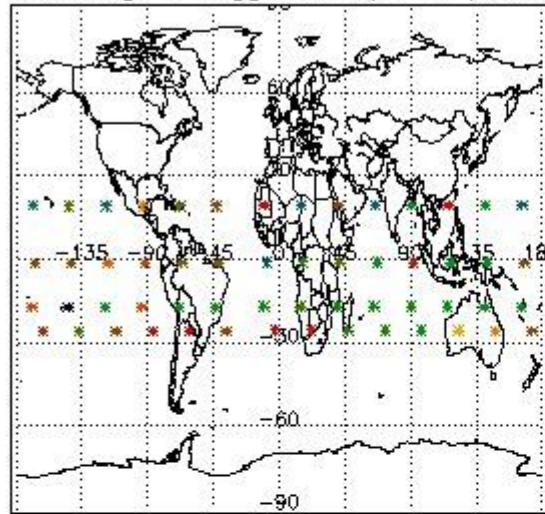
#### 3.1 Plot quality information per product (time dependant)



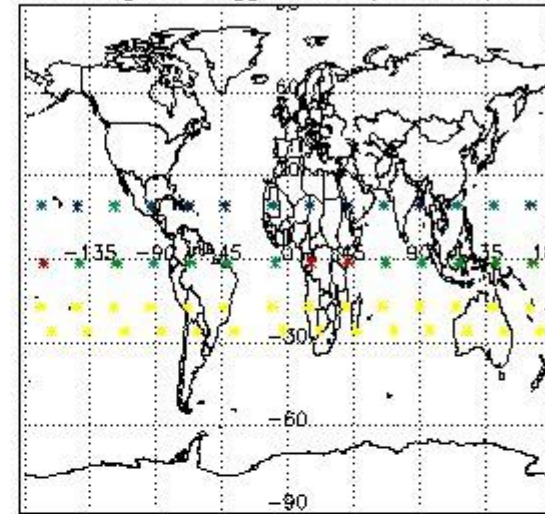
#### 3.2 Plot quality information per product (world map)



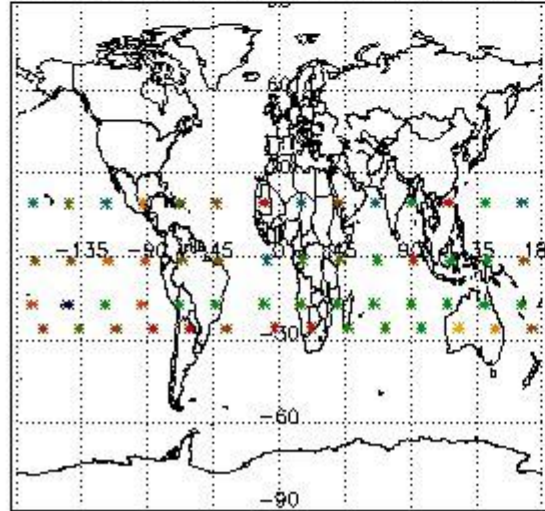
Percentage of flagged data per O3 profile



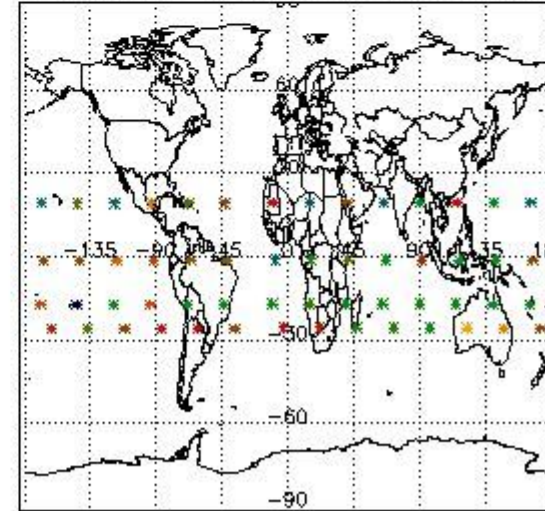
Percentage of flagged data per H2O profile



Percentage of flagged data per NO2 profile



Percentage of flagged data per NO3 profile

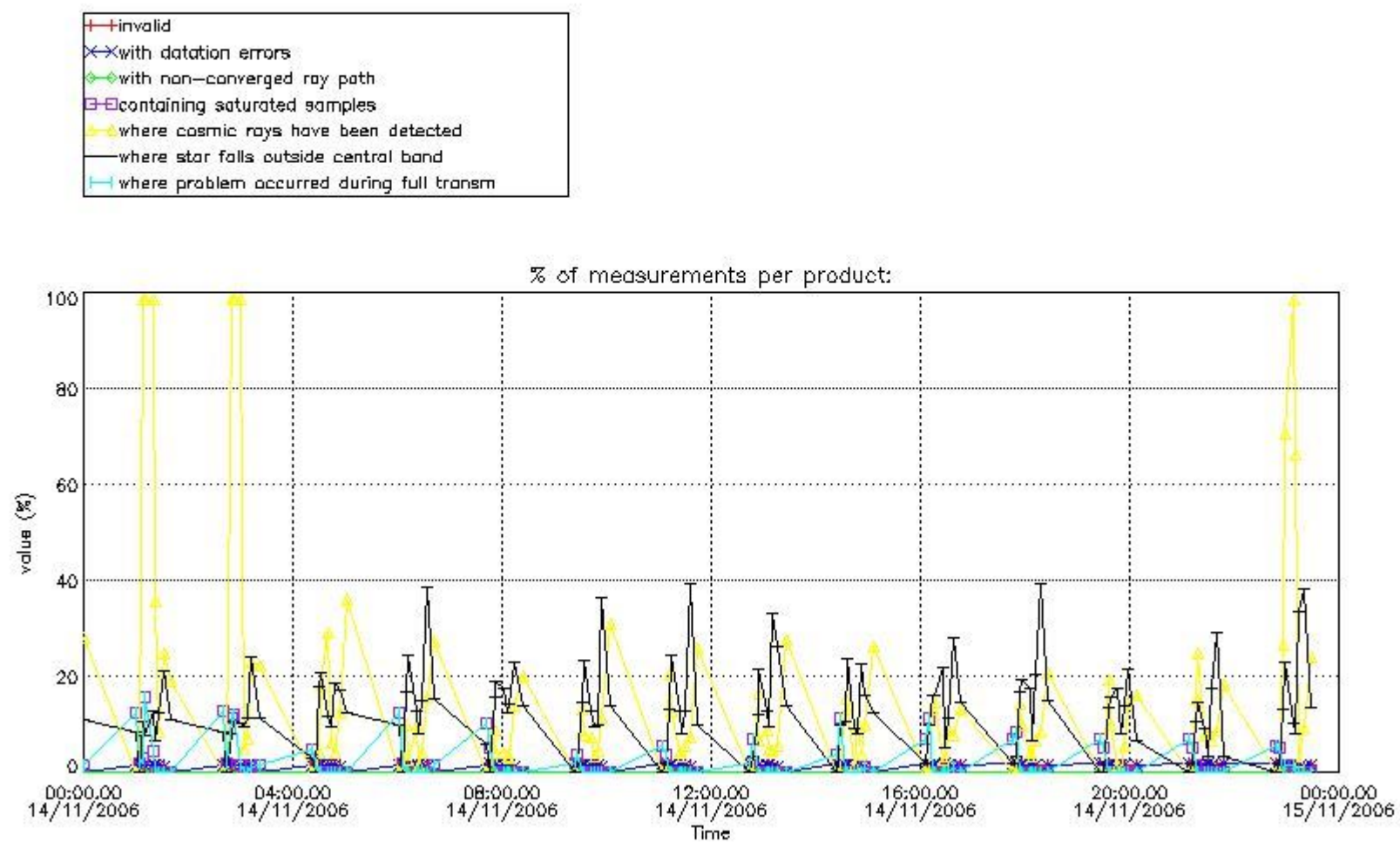


#### 4. Level 1 quality information per product

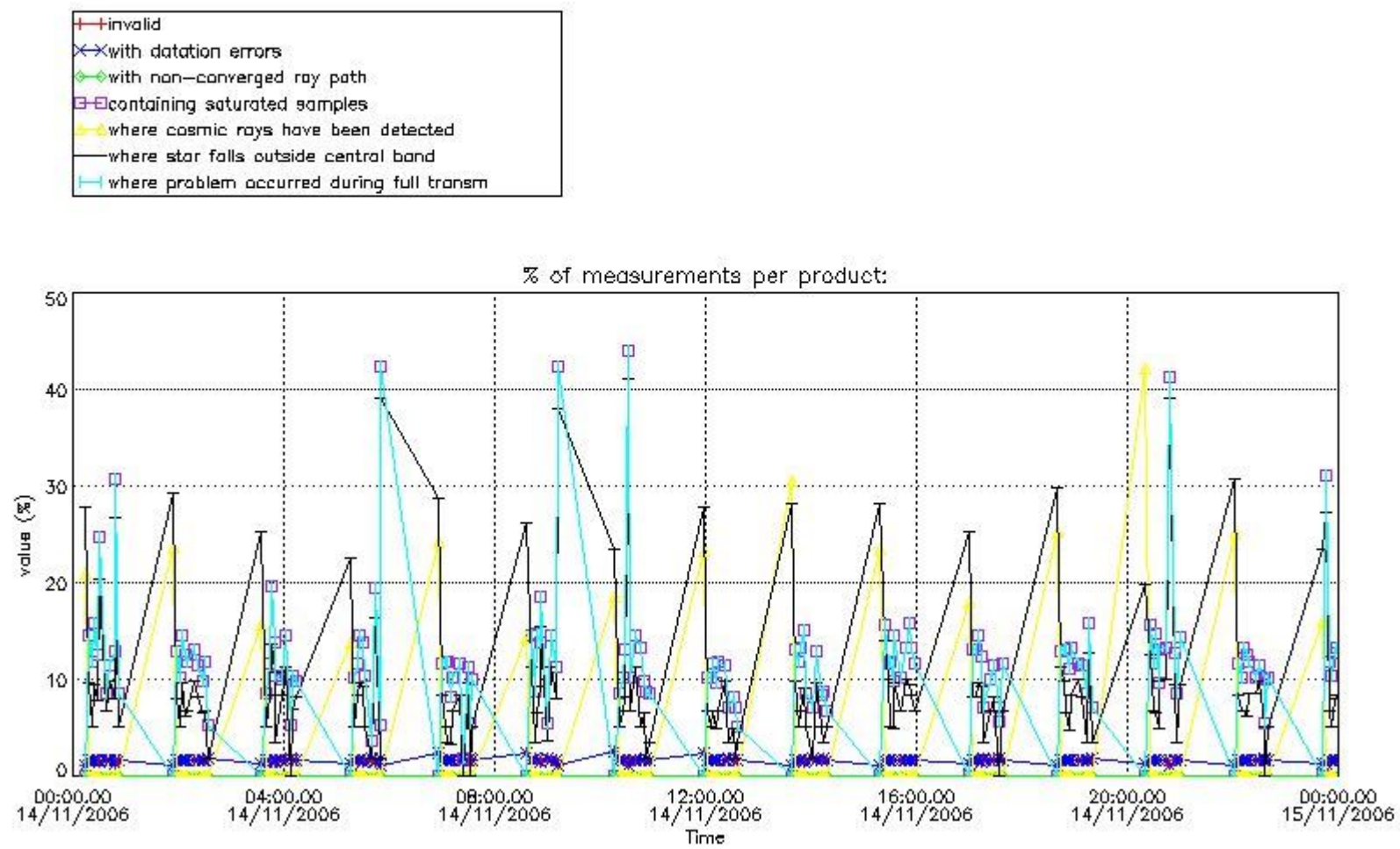
In this section it is plotted some information contained in the Quality Summary data set of the level 2 products that comes from the level 1b processing. Products without errors (error flag in the MPH set to "0") are used.

##### 4.1 Plot quality information per product (time dependant) coming from level 1b processing

###### 4.1.1 Plot level 1 quality information per product (time dependant): ENVISAT ASCENDING passes



4.1.2 Plot level 1 quality information per product (time dependant): ENVI SAT DESCENDING passes

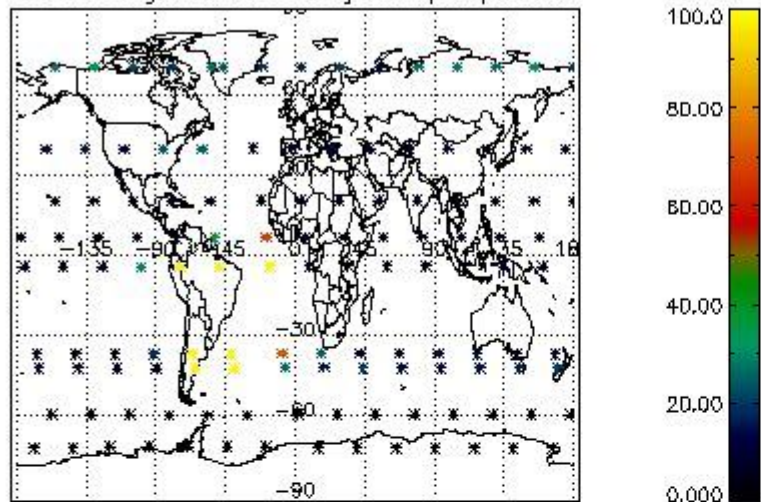


#### 4.2 Plot quality information per product coming from level 1b processing (world map)

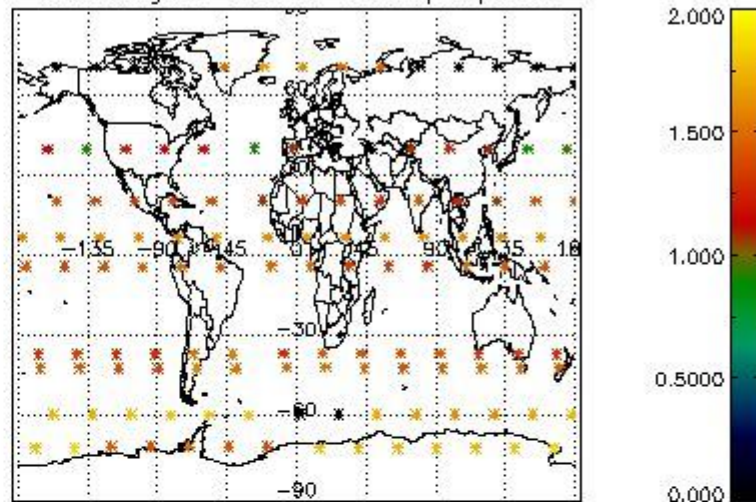
##### 4.2.1 Plot level 1 quality information per product (world map): ENVISAT ASCENDING passes



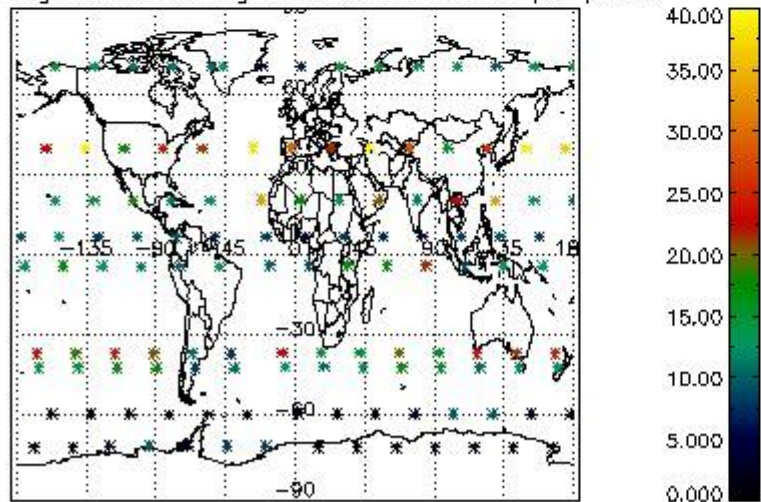
Percentage of cosmic ray hits per profile



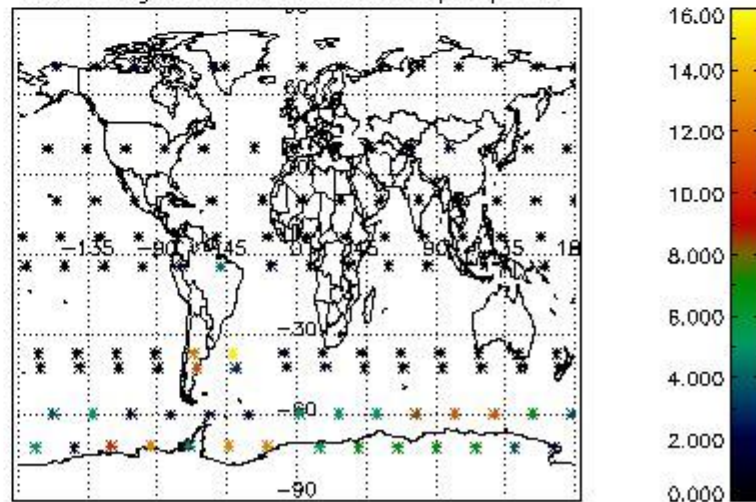
Percentage of datation errors per profile



Percentage of star falling outside central band per profile



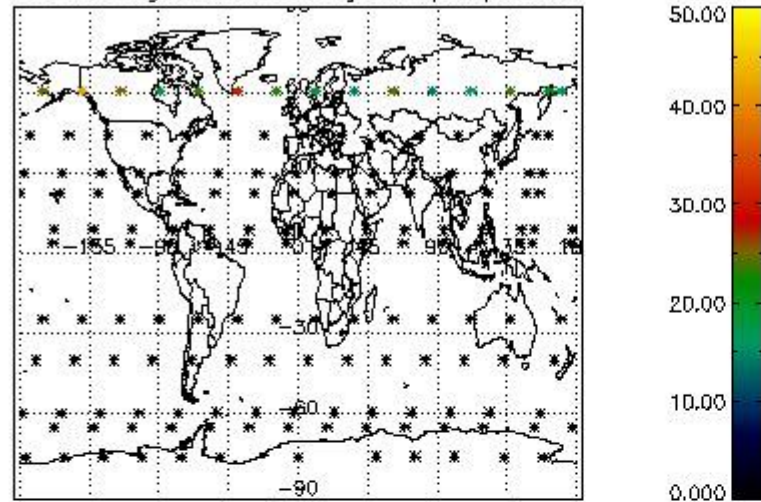
Percentage of saturation errors per profile



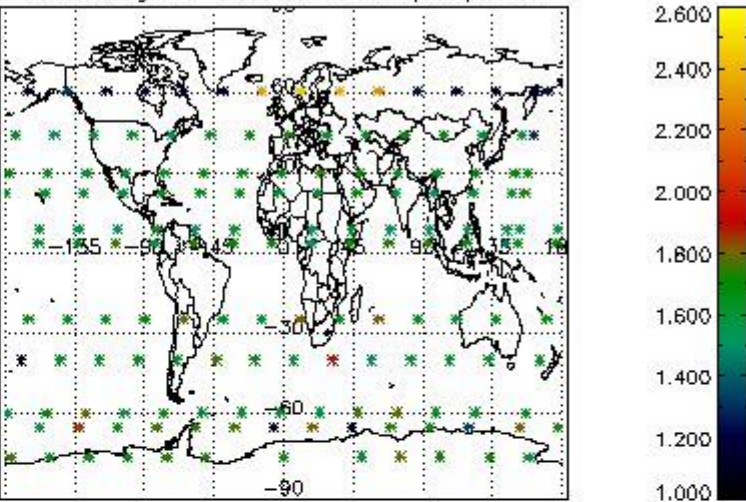
4.2.2 Plot level 1 quality information per product (world map): ENVISAT DESCENDING passes



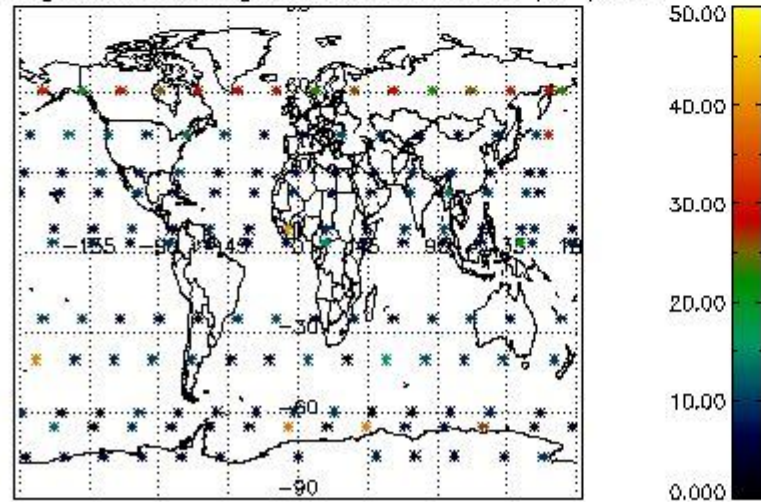
Percentage of cosmic ray hits per profile



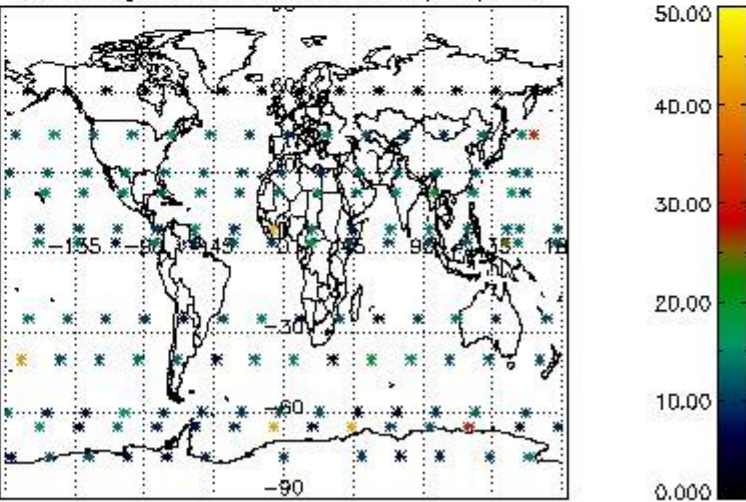
Percentage of datation errors per profile



Percentage of star falling outside central band per profile



Percentage of saturation errors per profile



## 5. Trace gas profiles

### 5.1 Ozone statistics based on quality of products

The final quality of the products can be "measured" using the STD (Standard Deviation) attached to every point profile. This information is written to the parameter GOM\_NL\_\_2P/NL\_LOCAL\_SPECIES\_DENSITY/o3\_std of the level 2 products. The table below shows the statistics for given STD ranges.

The statistics are given with respect to the overall valid production:

- Products without fatal errors: GOM\_NL\_\_2P/MPH/PRODUCT\_ERR=0
- Valid point profile: GOM\_NL\_\_2P/NL\_LOCAL\_SPECIES\_DENSITY/pcd(0)=0

The 'Criteria' is applied to valid points of dark limb products:

- Products in dark limb illumination condition: GOM\_NL\_\_2P/NL\_SUMMARY\_QUALITY/obs\_ill\_cond=0
- Products without fatal errors: GOM\_NL\_\_2P/MPH/PRODUCT\_ERR=0
- Valid point profile: GOM\_NL\_\_2P/NL\_LOCAL\_SPECIES\_DENSITY/pcd(0)=0

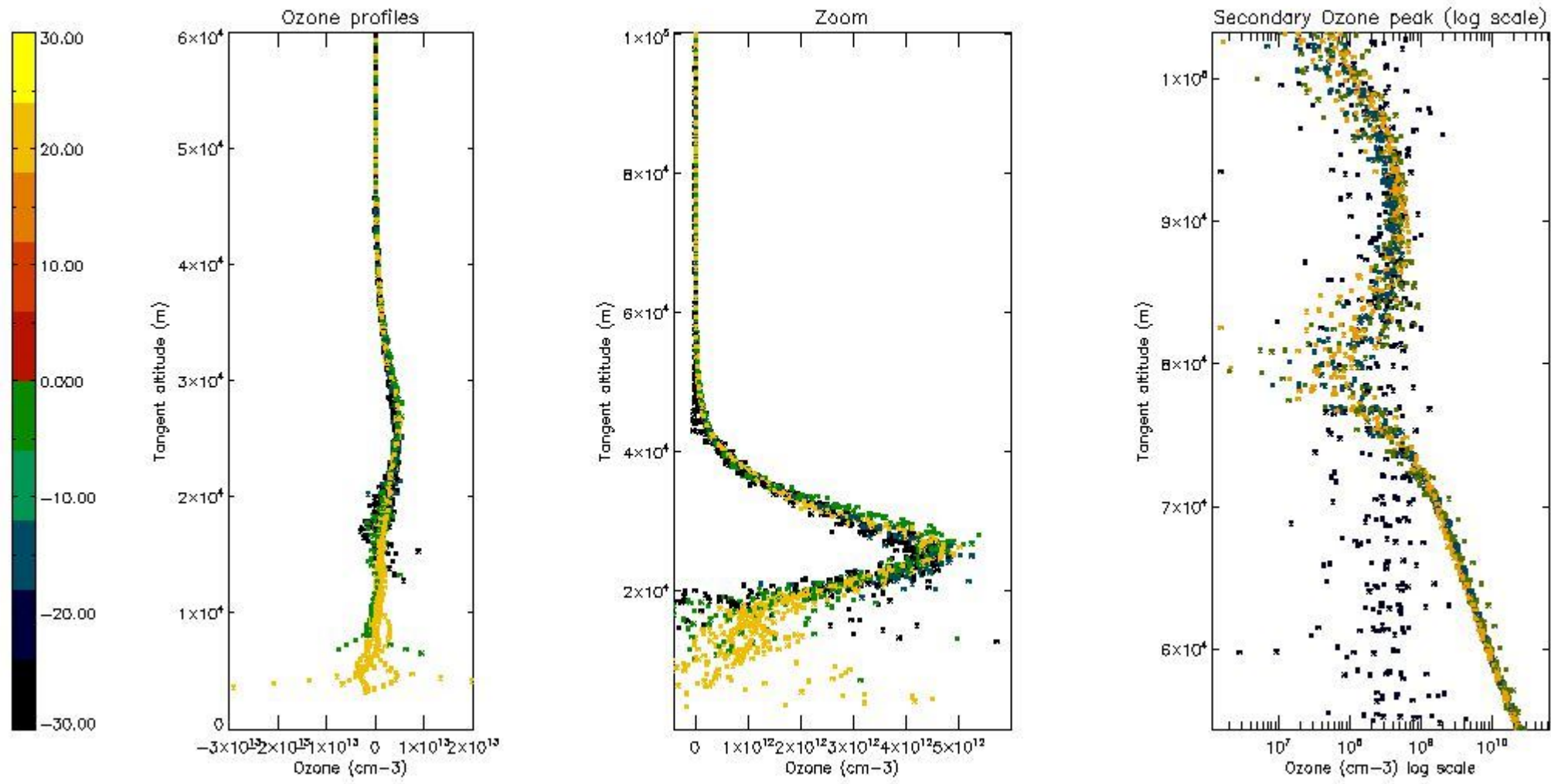
So, the table below shows the percentage of dark limb and valid observations for each criteria with respect to the overall valid daily observations.

Criteria	% of total production
All STD	23
STD < 20	14

STD < 10	11
STD < 5	6

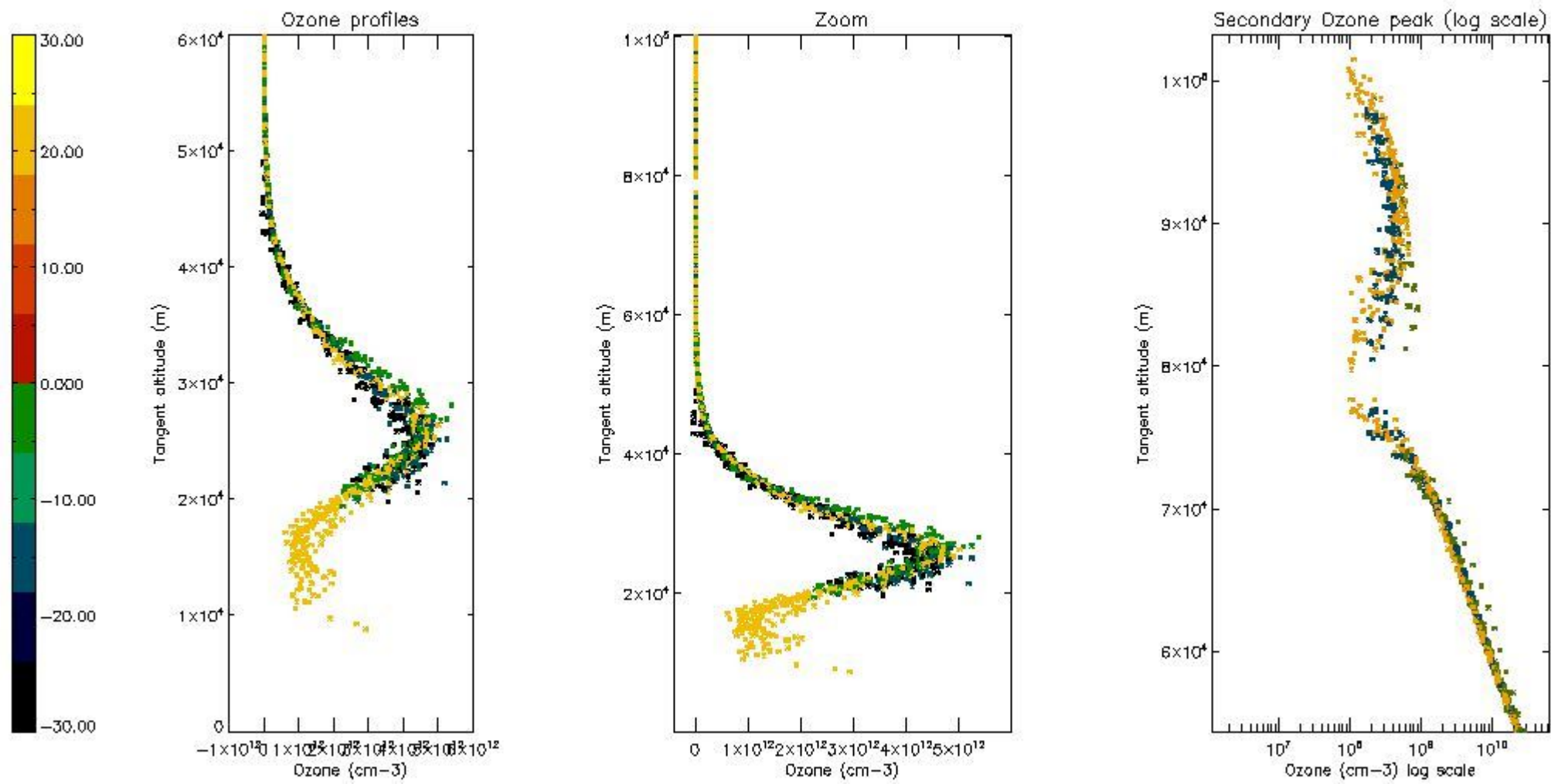
5.2 Plot ozone profiles for all STD (dark without errors)

The colorbar represents the latitude.



5.3 Plot ozone profiles where STD < 20% (dark without errors)

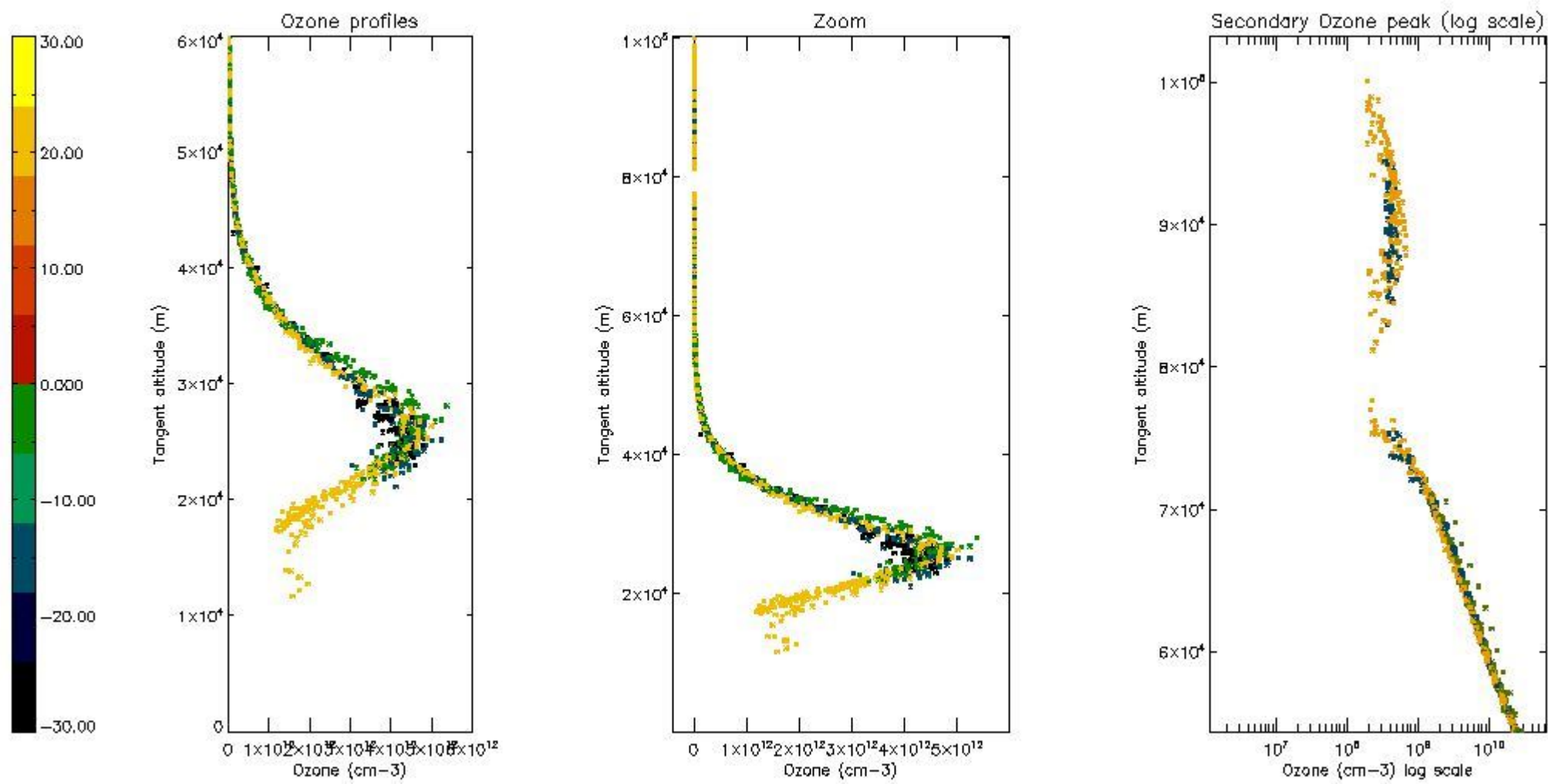
The colorbar represents the latitude.



5.4 Plot ozone profiles where  $STD < 10\%$  (dark without errors)

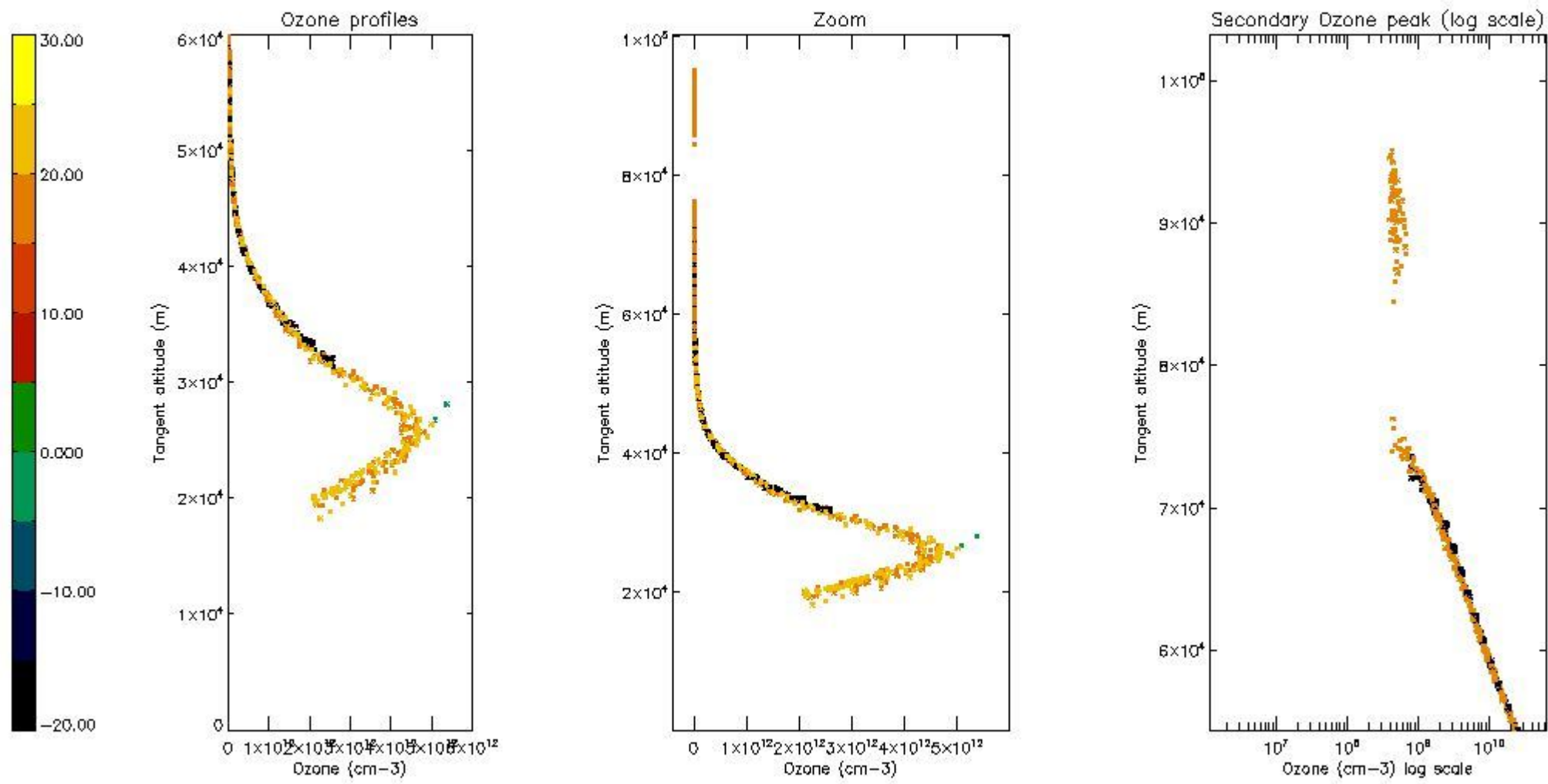
The colorbar represents the latitude.





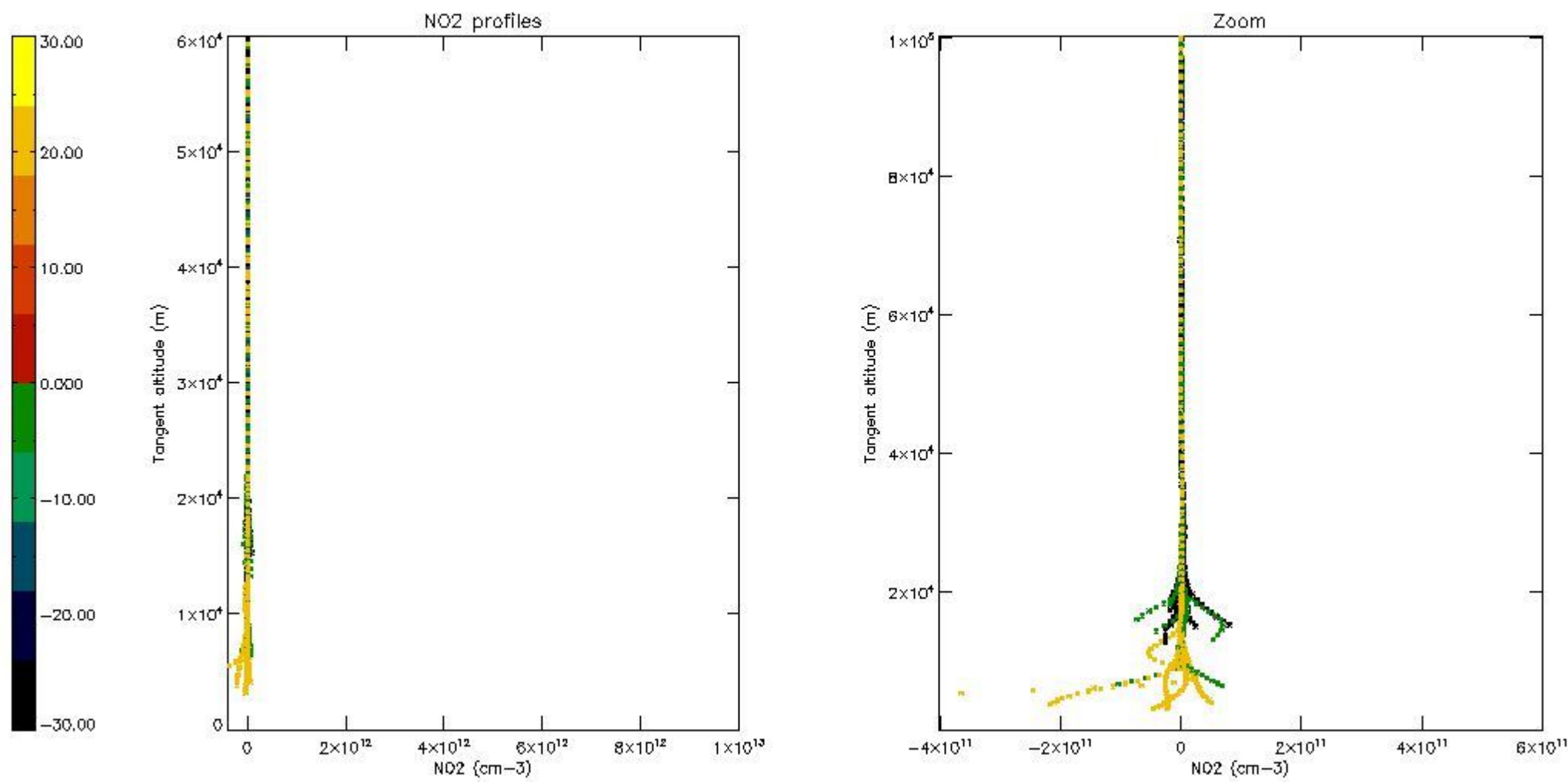
*5.5 Plot ozone profiles where STD < 5% (dark without errors)*

The colorbar represents the latitude.



*5.6 Plot NO<sub>2</sub> profiles for all STD (dark without errors)*

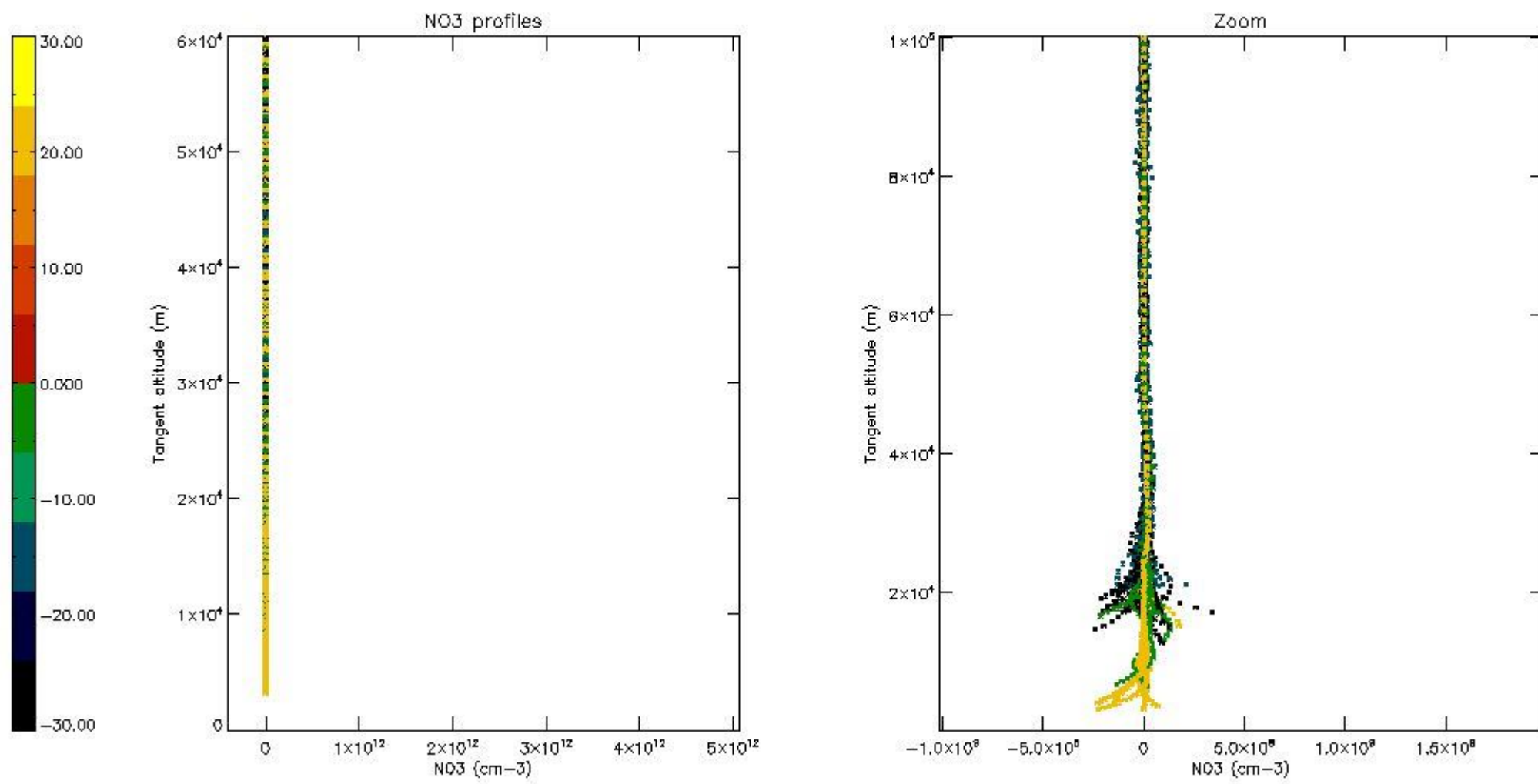
The colorbar represents the latitude.



*5.7 Plot NO3 profiles for all STD (dark without errors)*

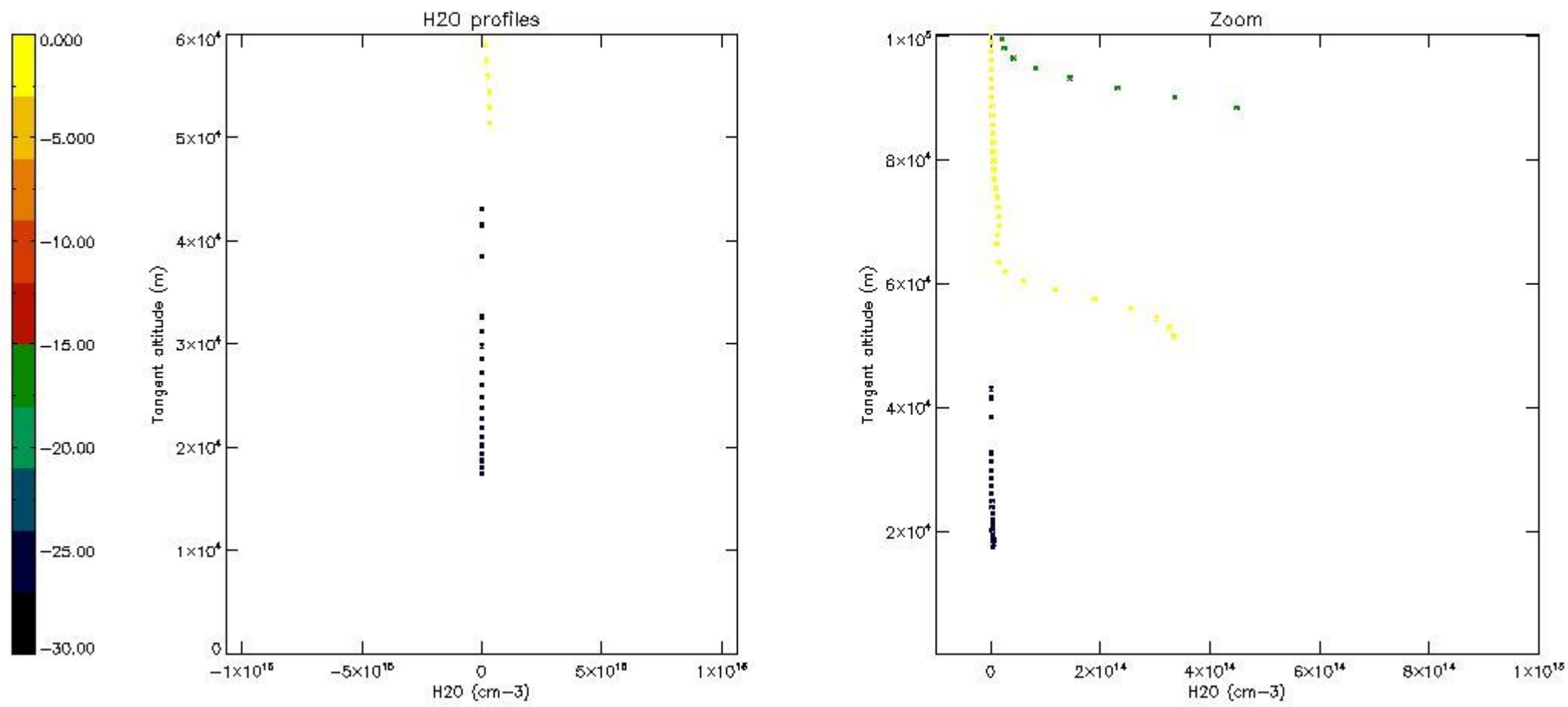
The colorbar represents the latitude.





*5.8 Plot H2O profiles for all STD (only for occultations of stars 1,2,3,4,13,14,16,26,63 dark without errors)*

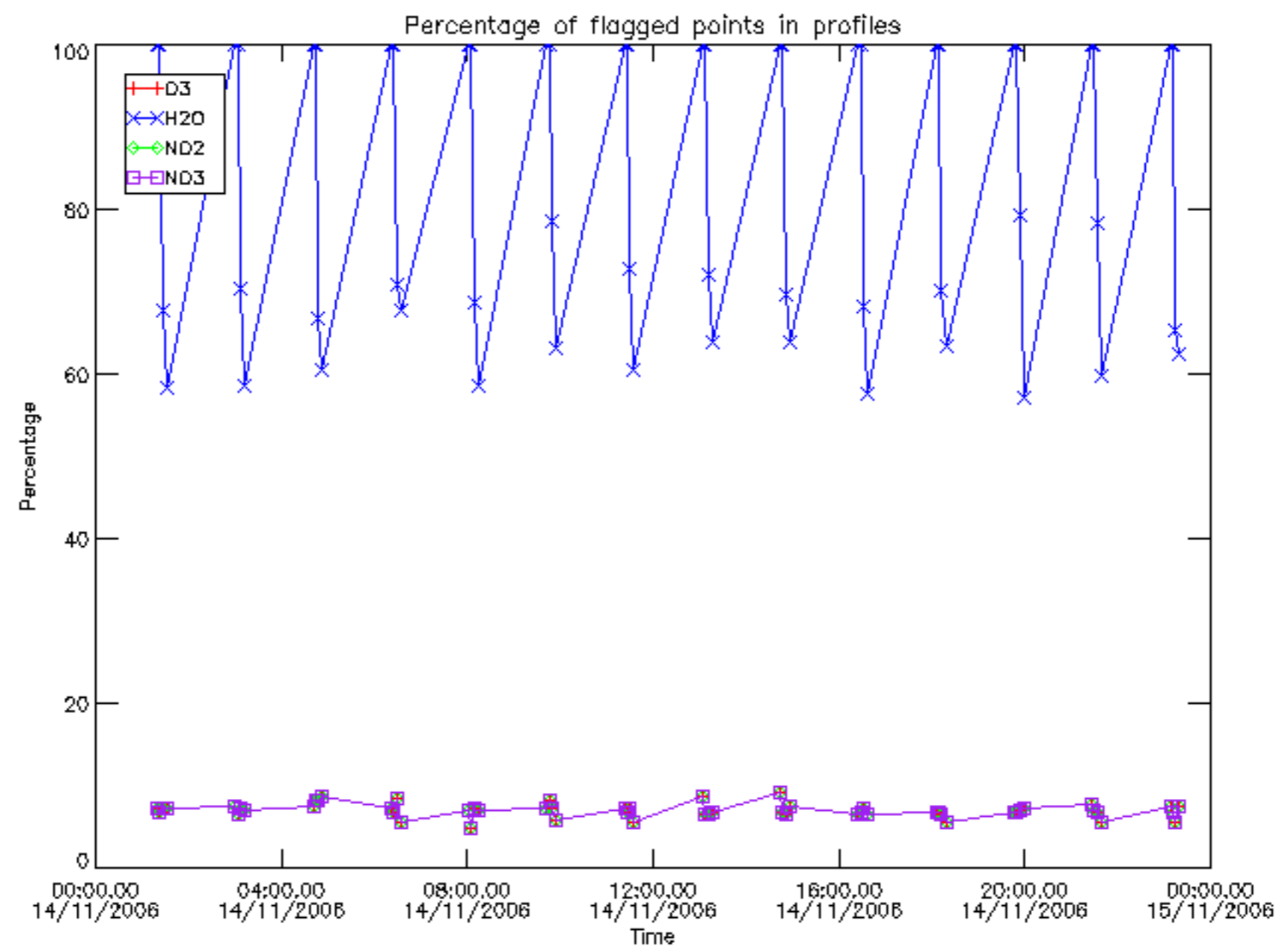
The colorbar represents the latitude.



## 6. Auxiliary Data Files used for the production reported in section 2

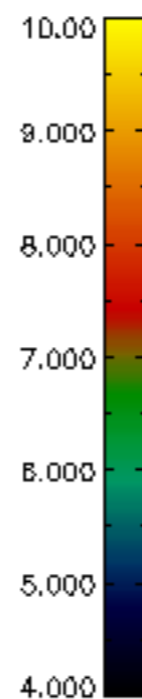
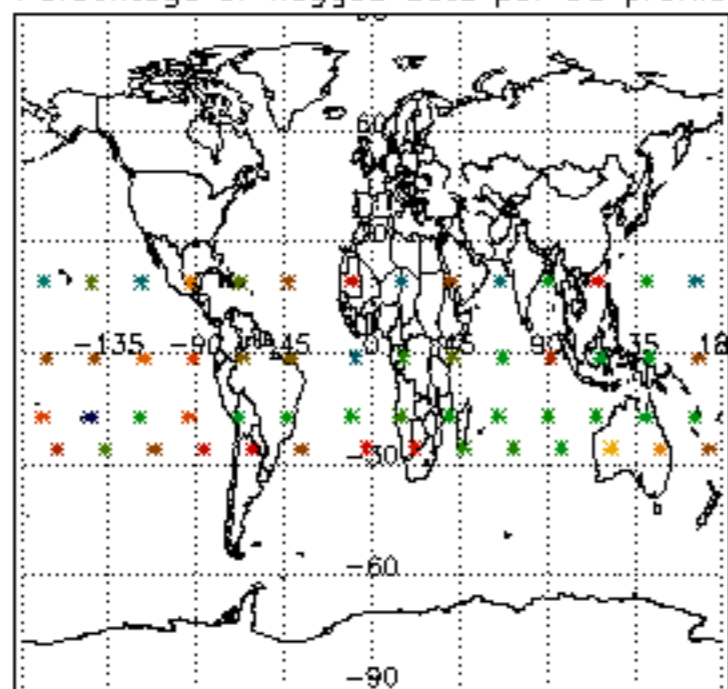
The number reported in the third column indicates since which file (see list in section 2) the corresponding auxiliary file has been used. The fourth column is the date of those product files.

Type	Auxiliary Filename	Used since product	Used since product date
INST_PHYS_CHARACTERISTICS	GOM_INS_AXVIEC20091111_143220_20030716_120000_20500101_000000	1	14-NOV-2006 00:00:14
LEVEL-2_PROC_CONFIG	GOM_PR2_AXVIEC20091111_152718_20020301_000000_20500101_000000	1	14-NOV-2006 00:00:14
CROSS_SECTIONS_FILE	GOM_CRS_AXVIEC20091111_154832_20020301_000000_20500101_000000	1	14-NOV-2006 00:00:14

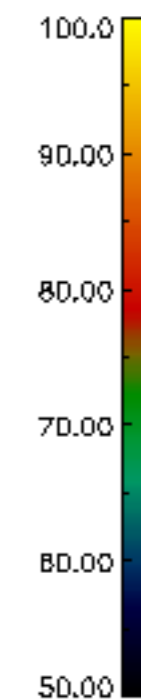
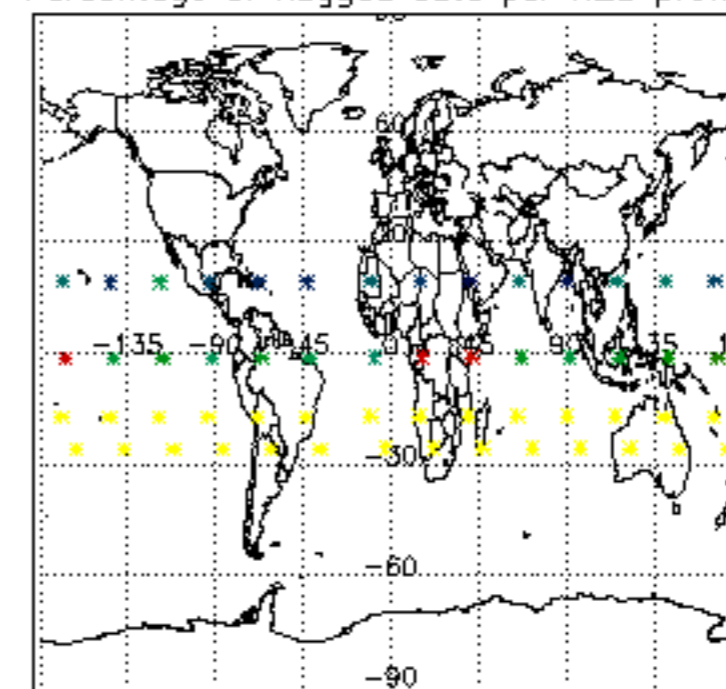




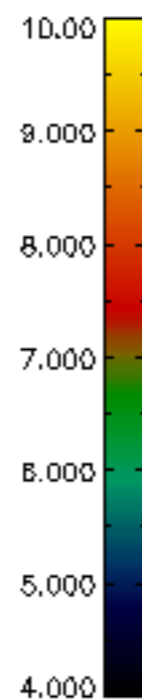
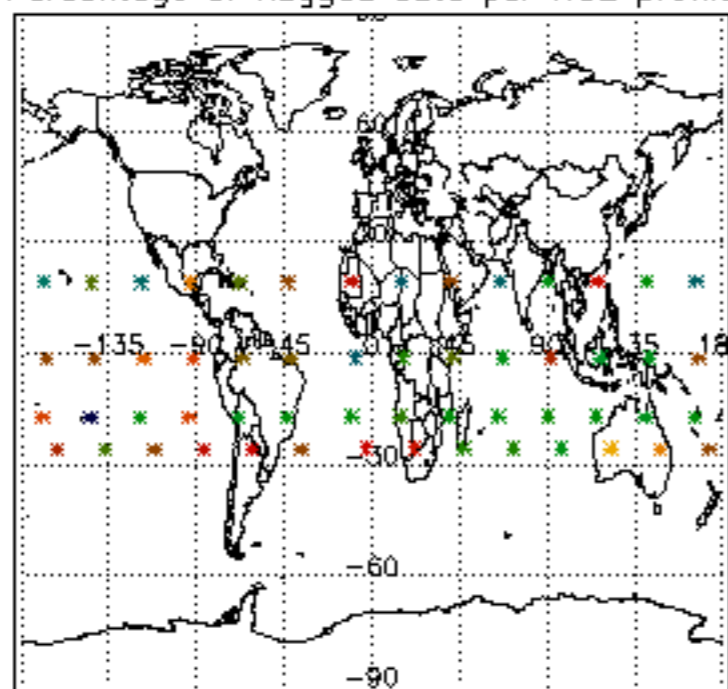
Percentage of flagged data per D3 profile



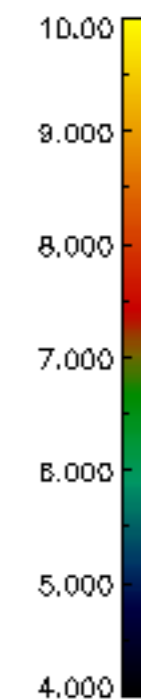
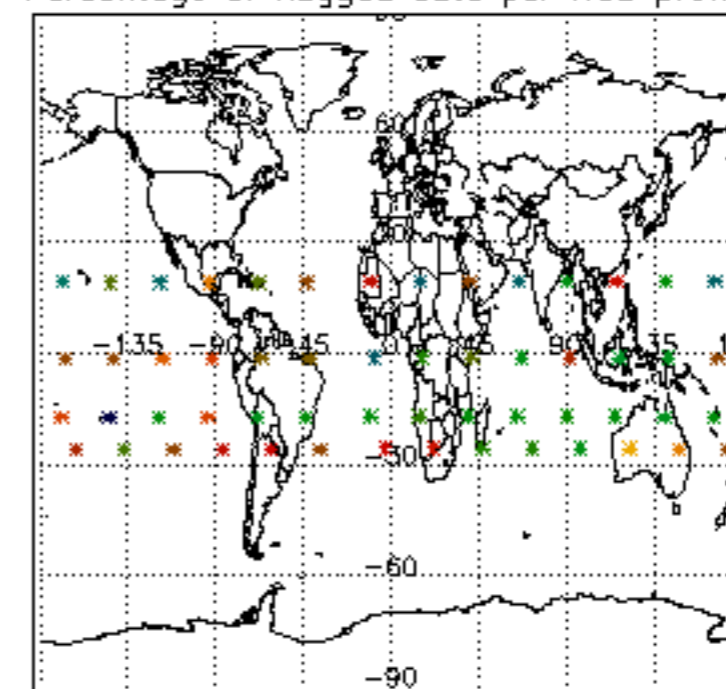
Percentage of flagged data per H2O profile

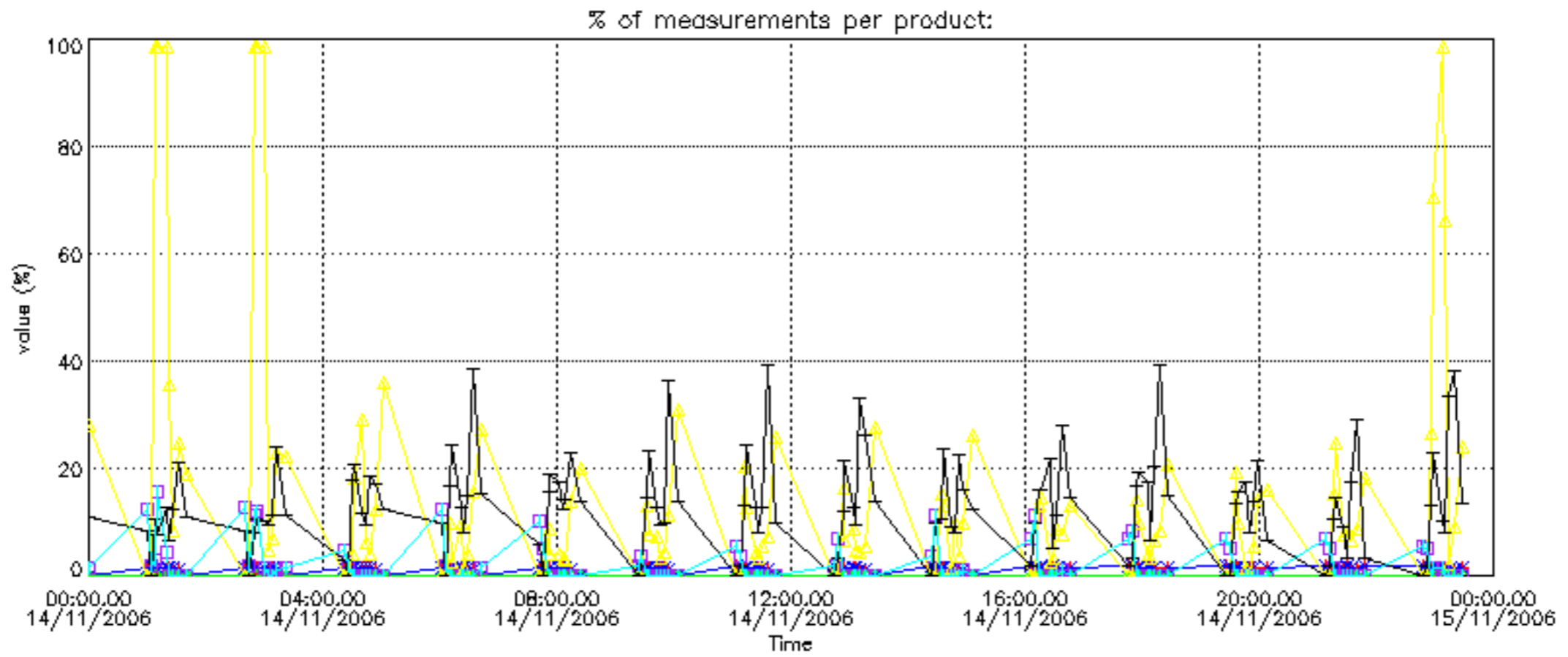


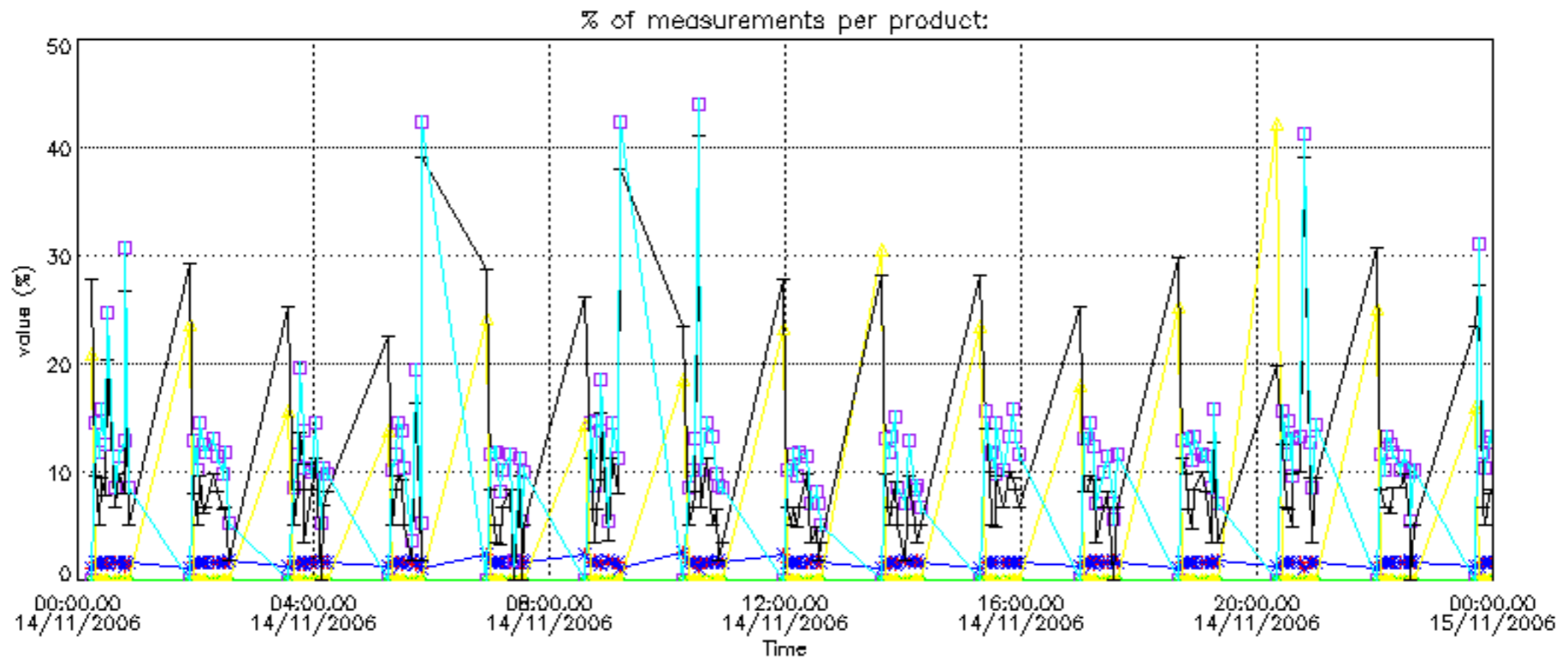
Percentage of flagged data per NO2 profile



Percentage of flagged data per NO3 profile

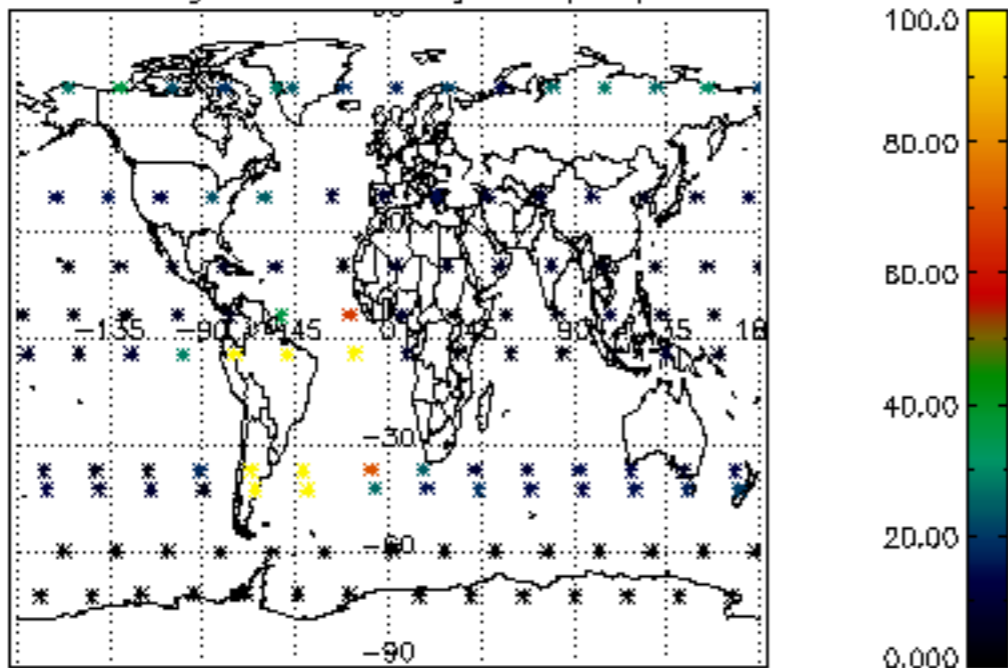




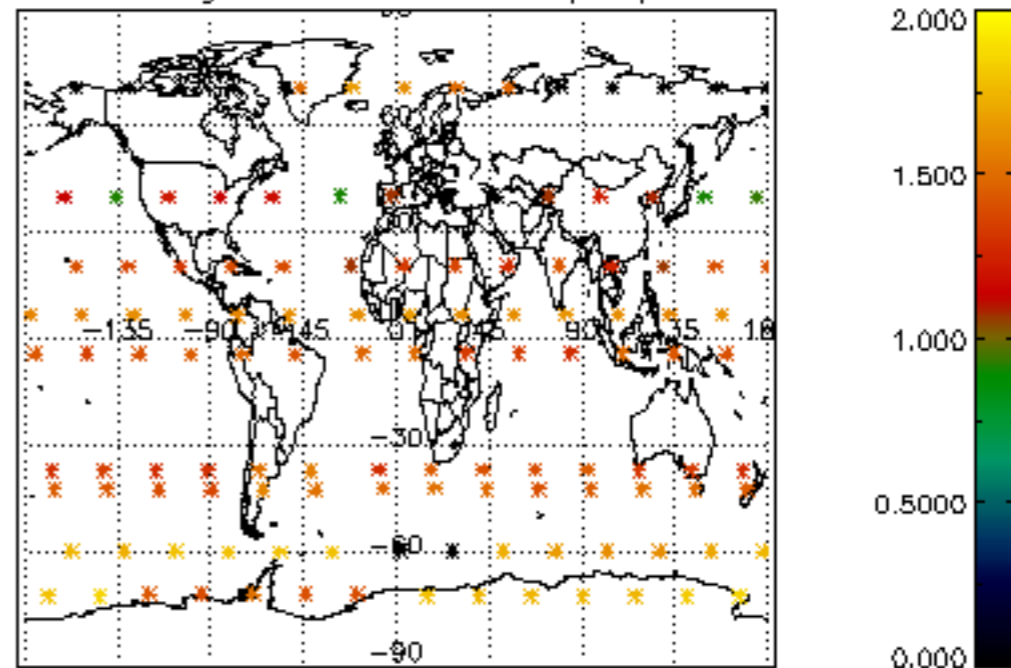




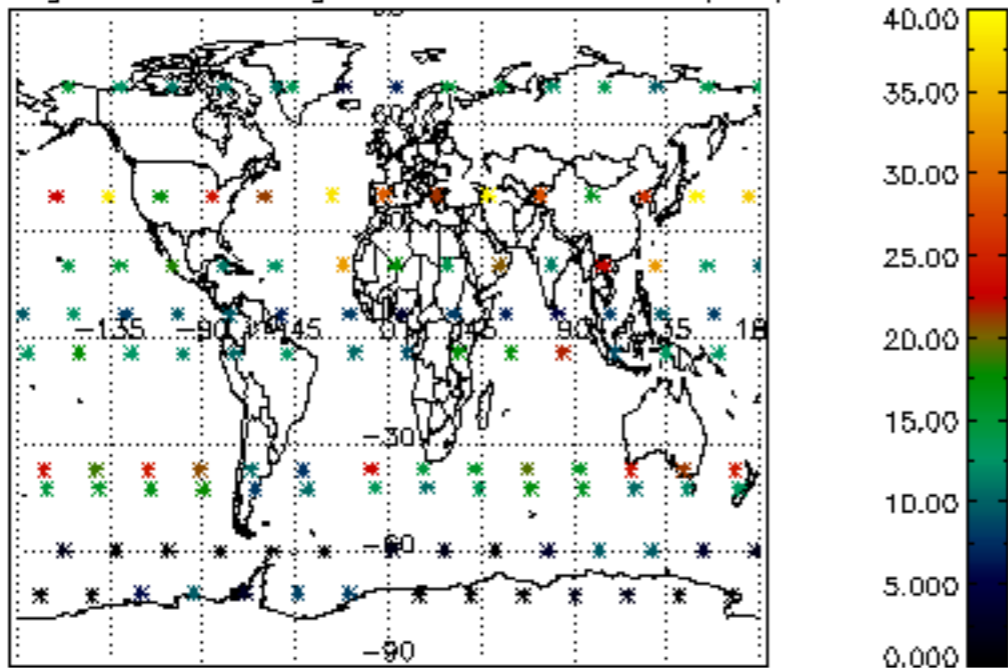
Percentage of cosmic ray hits per profile



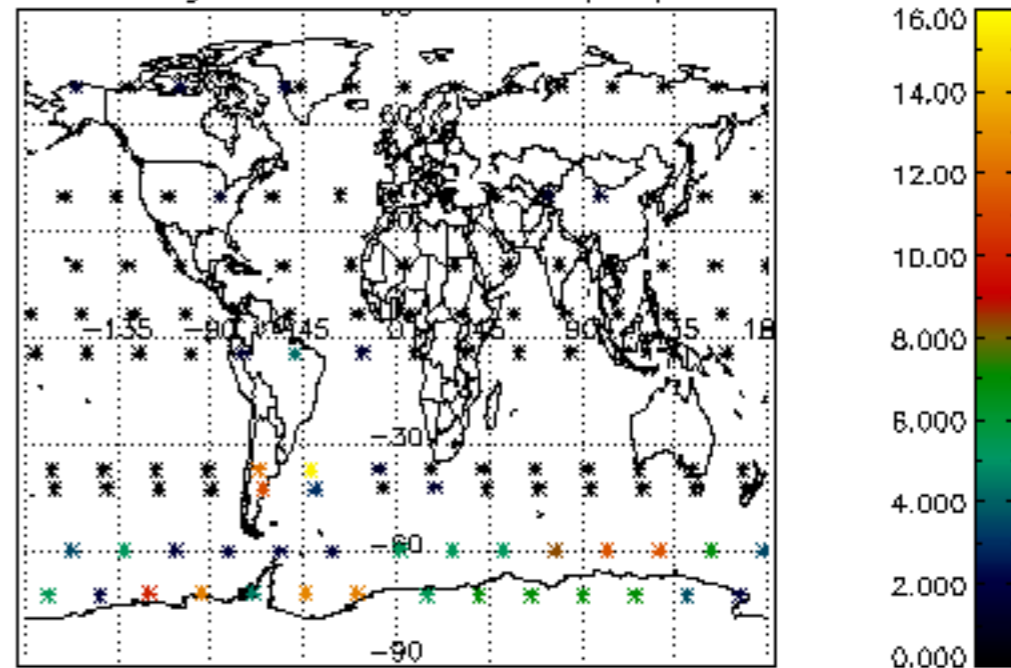
Percentage of datation errors per profile



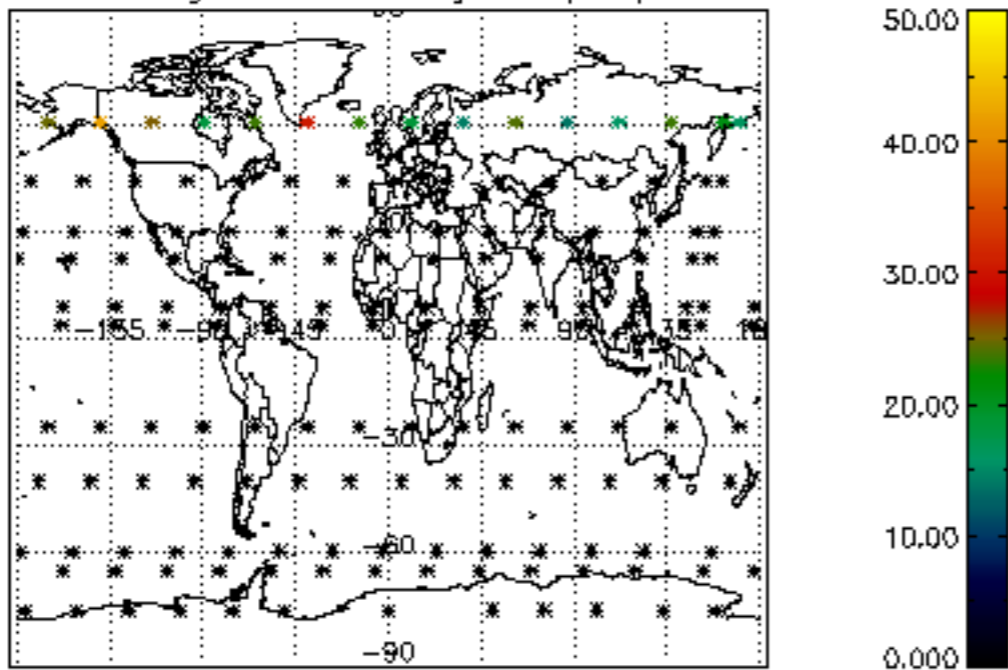
Percentage of star falling outside central band per profile



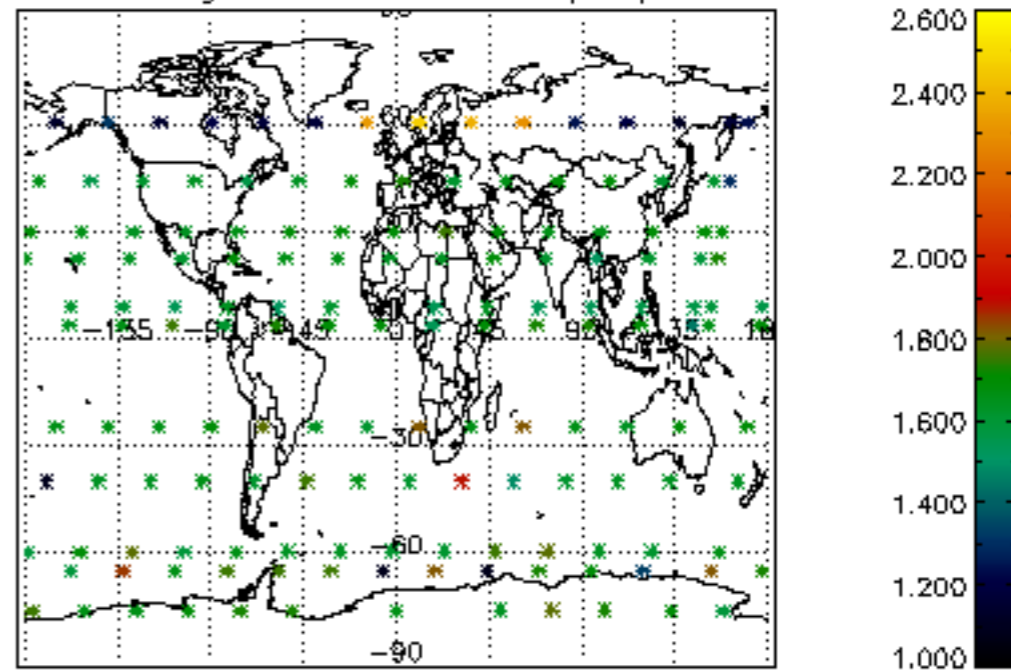
Percentage of saturation errors per profile



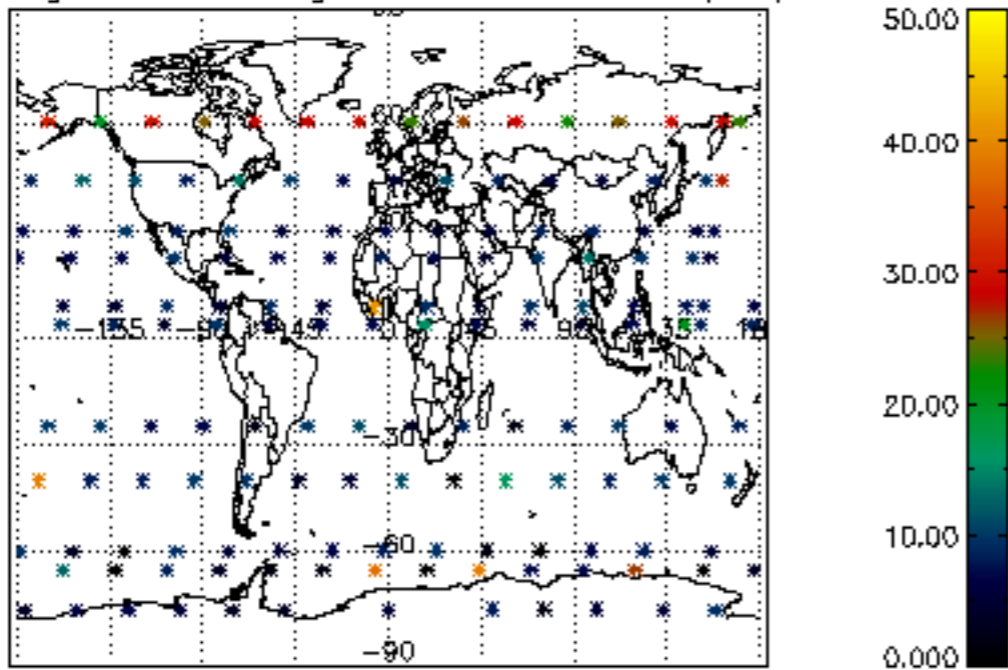
Percentage of cosmic ray hits per profile



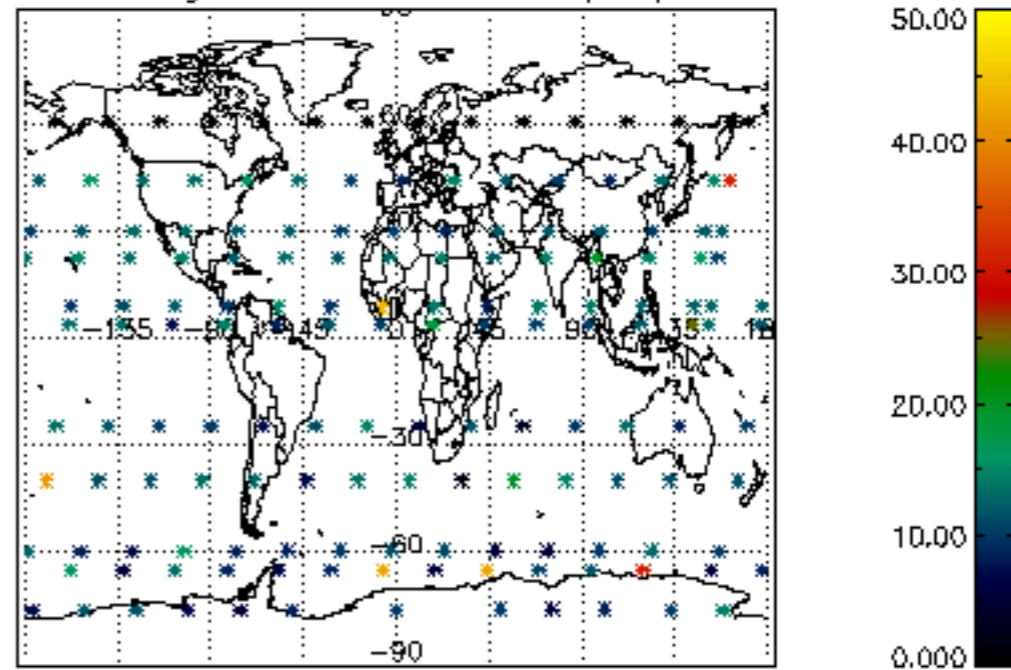
Percentage of datation errors per profile

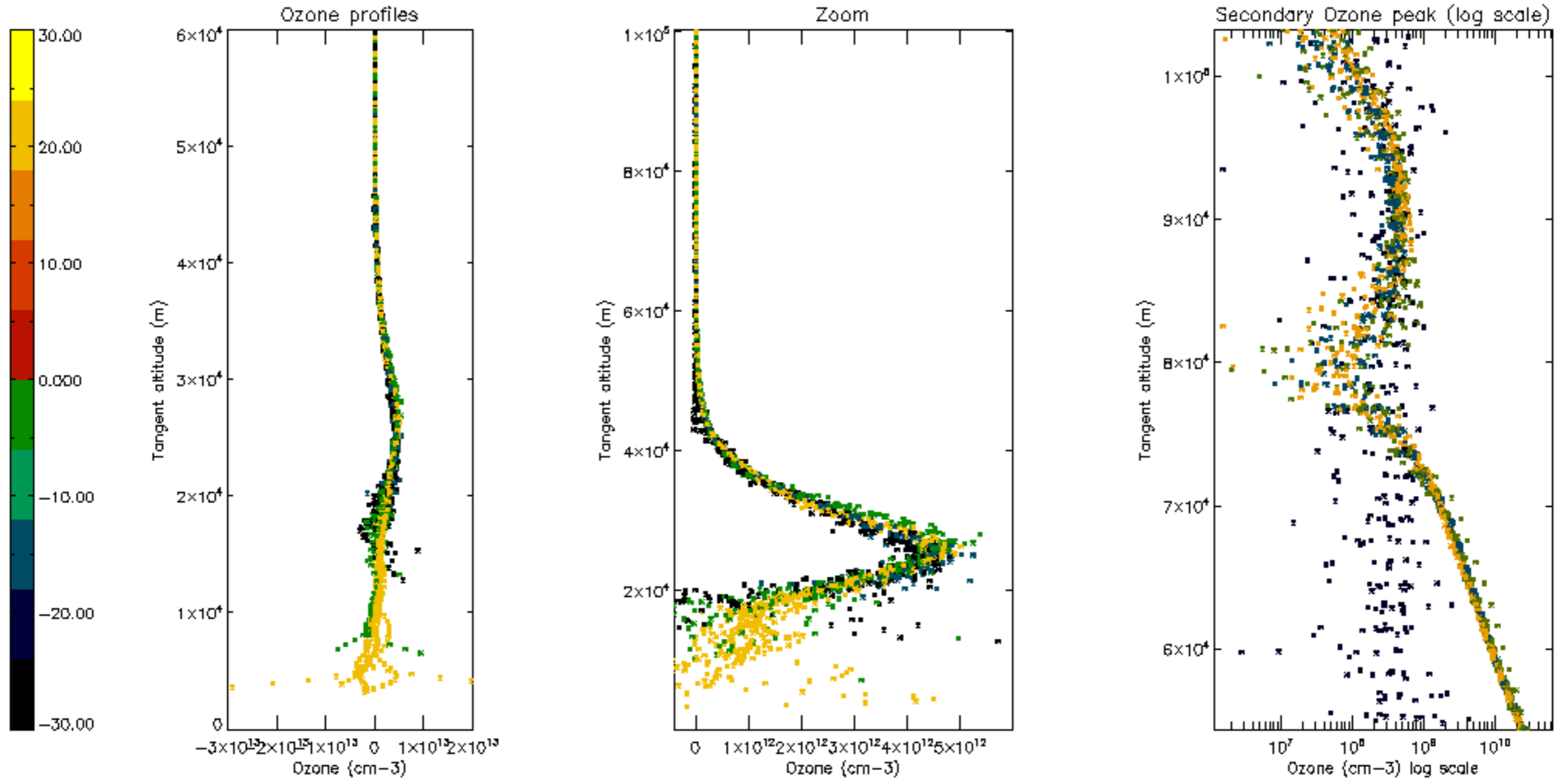


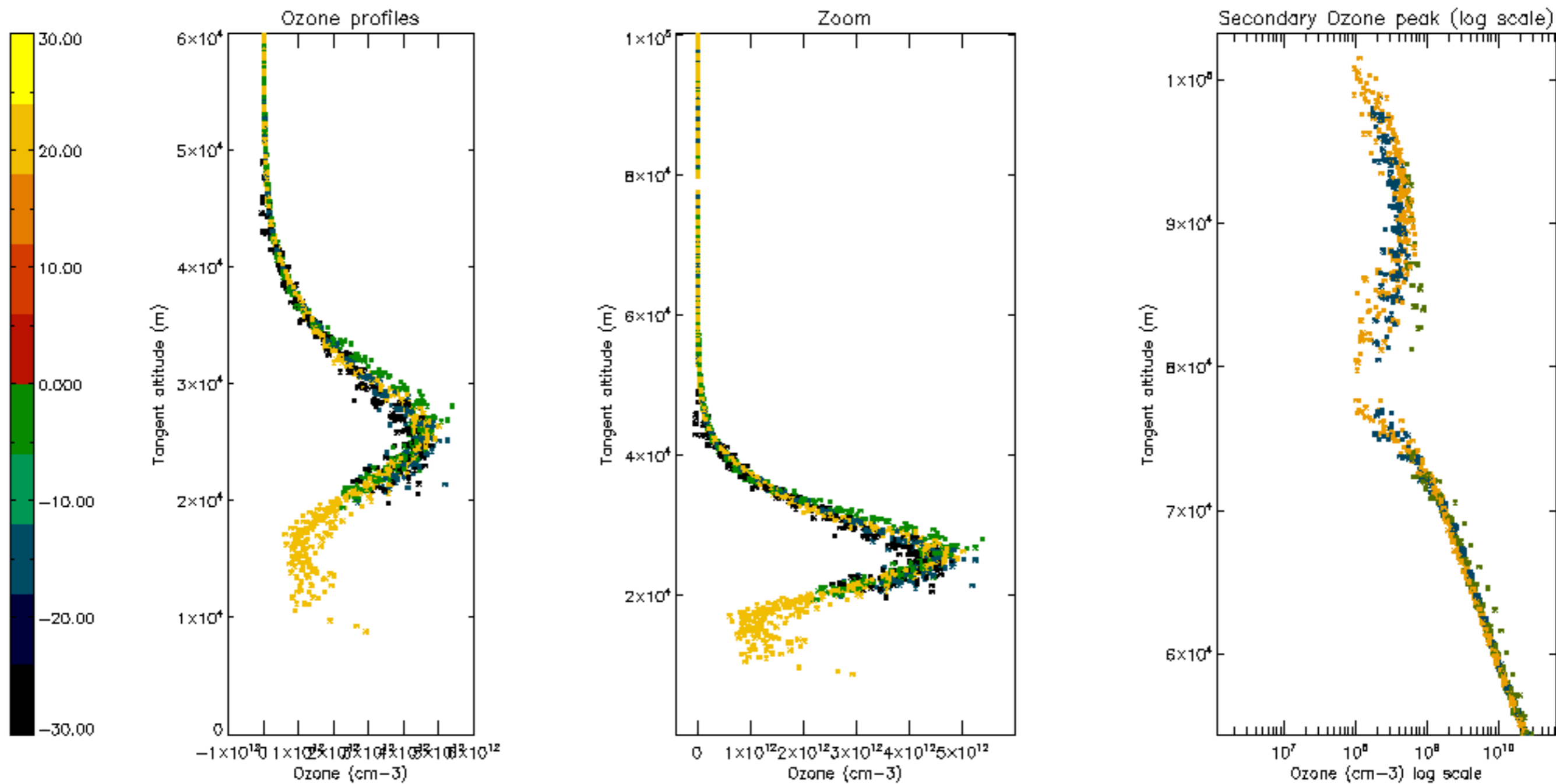
Percentage of star falling outside central band per profile



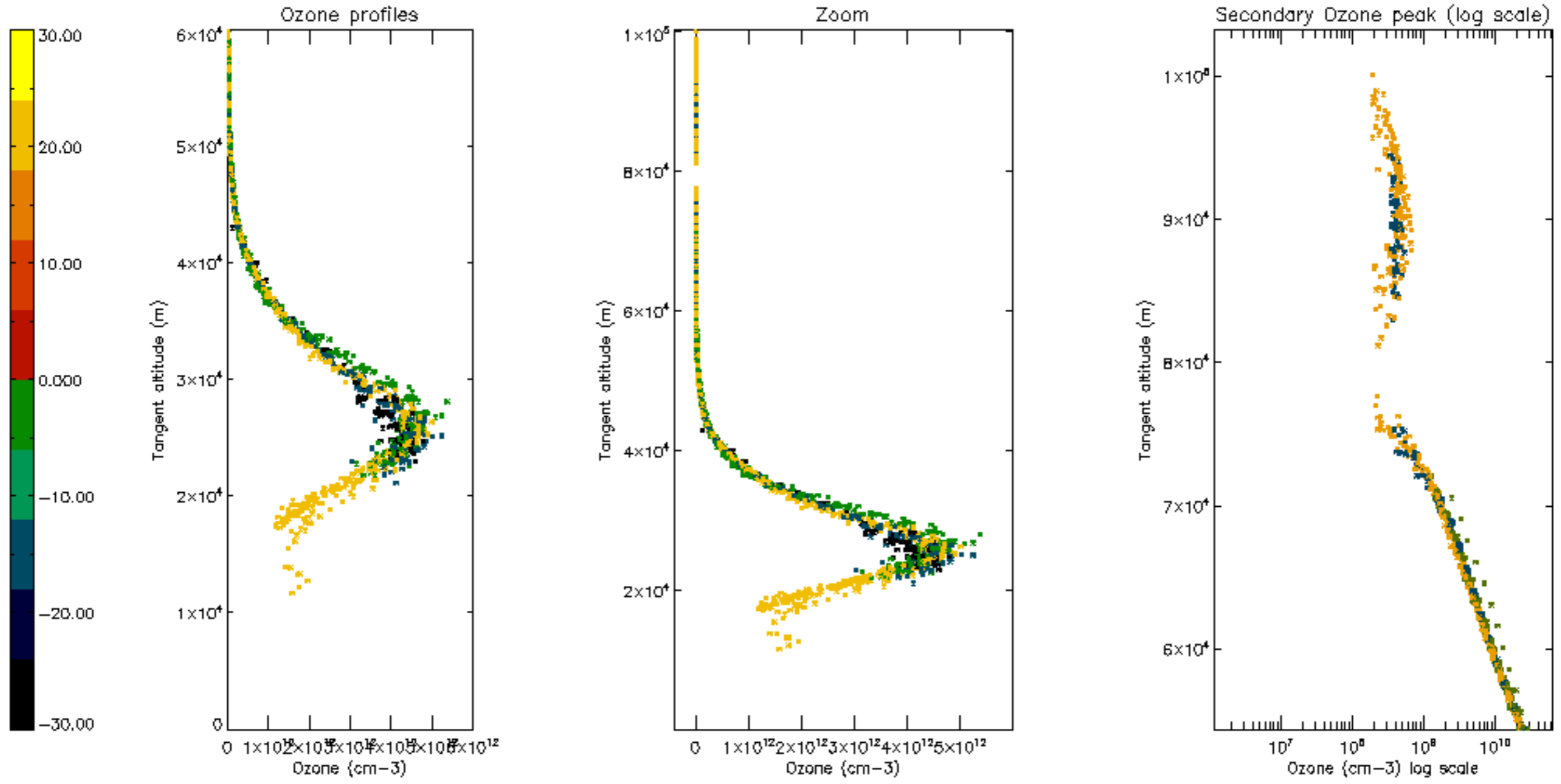
Percentage of saturation errors per profile

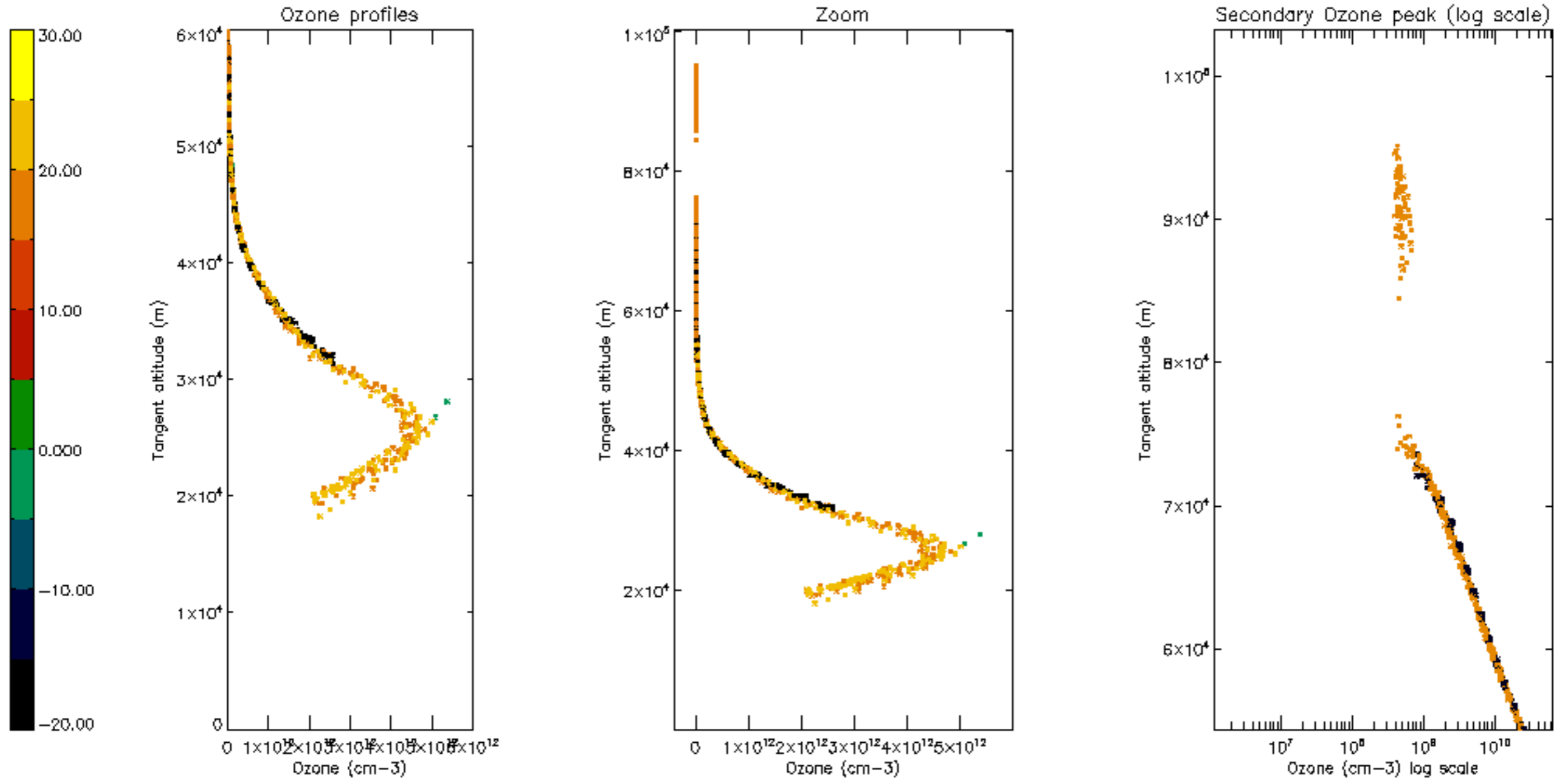


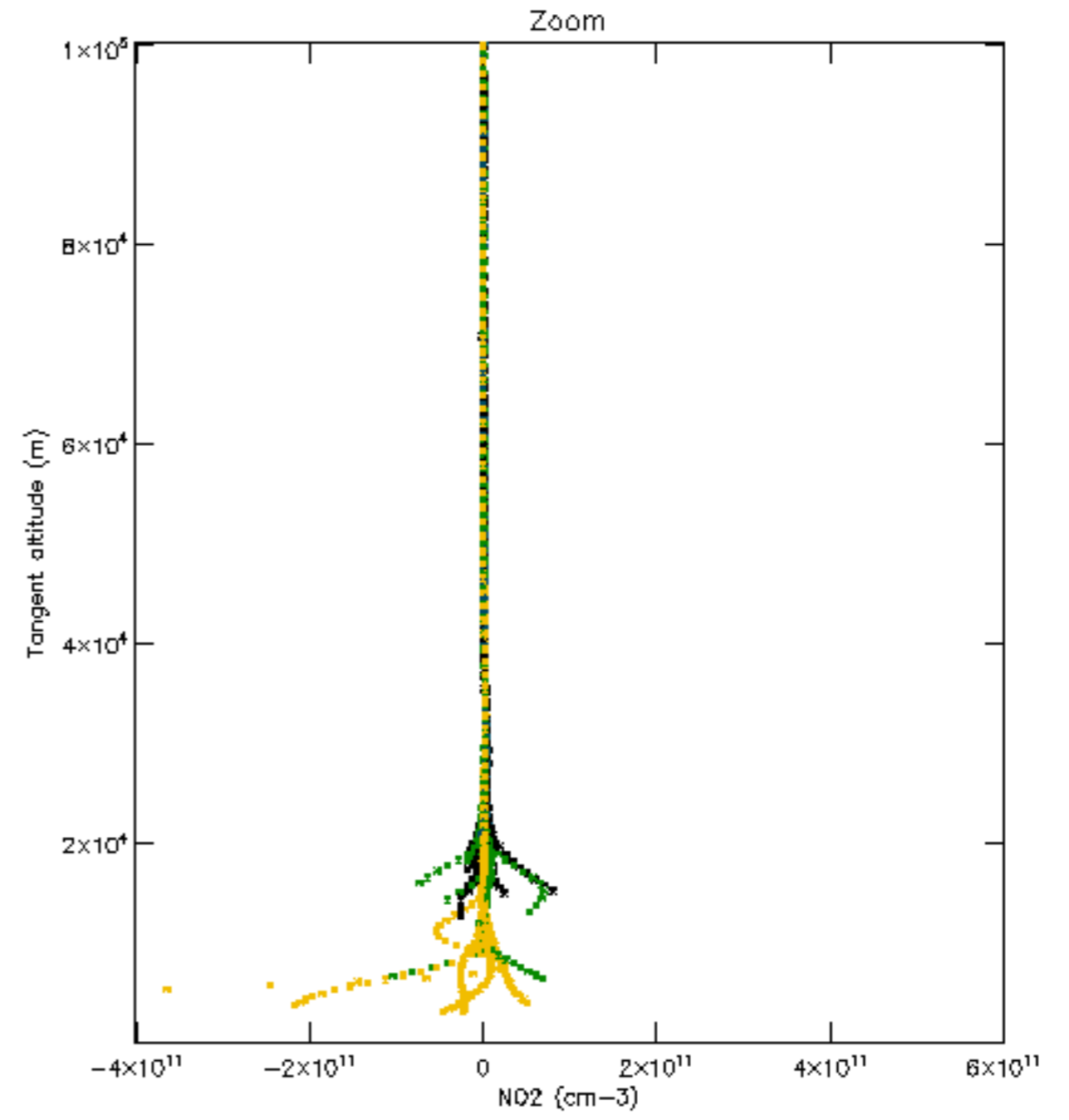
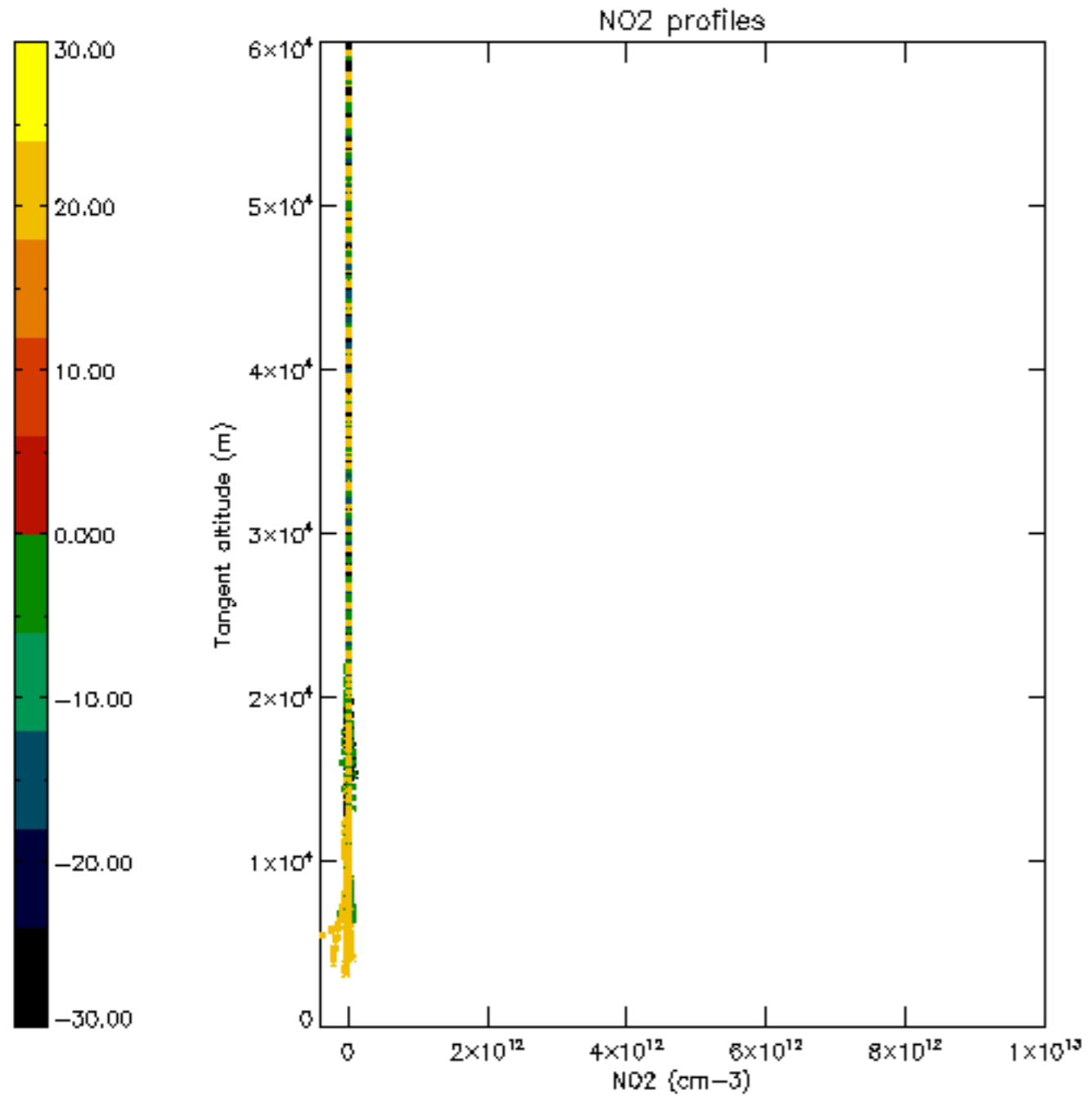


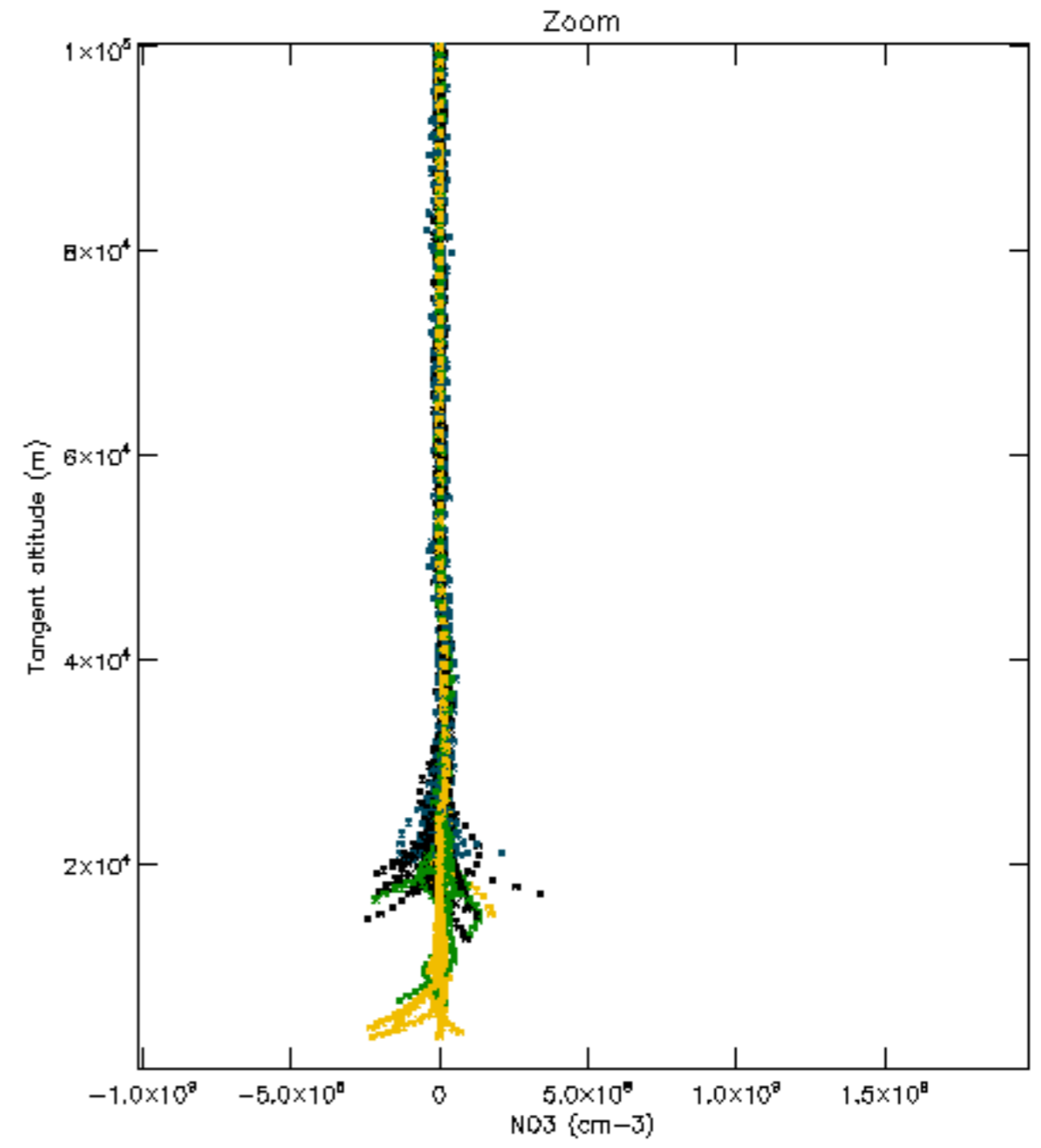
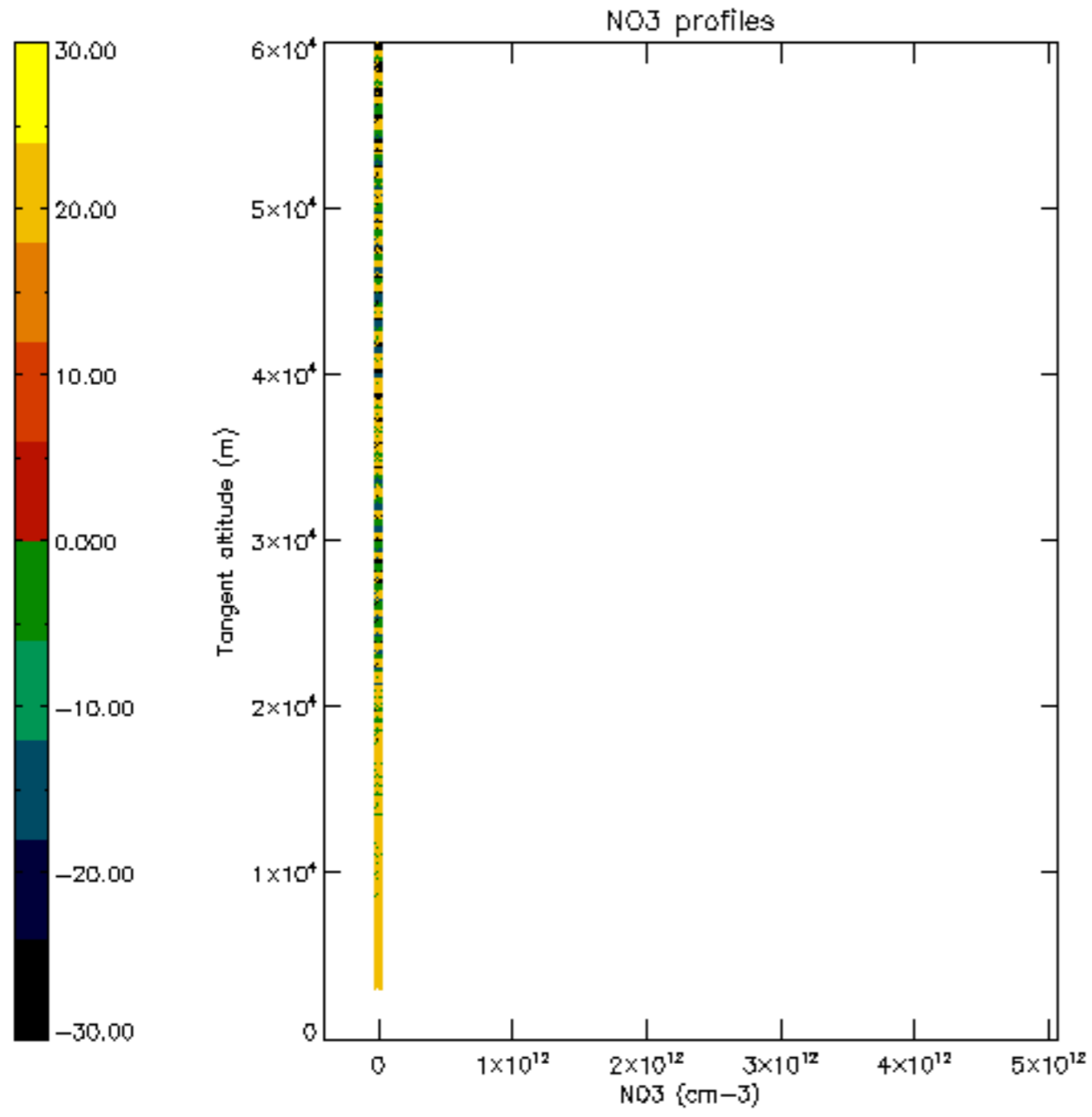




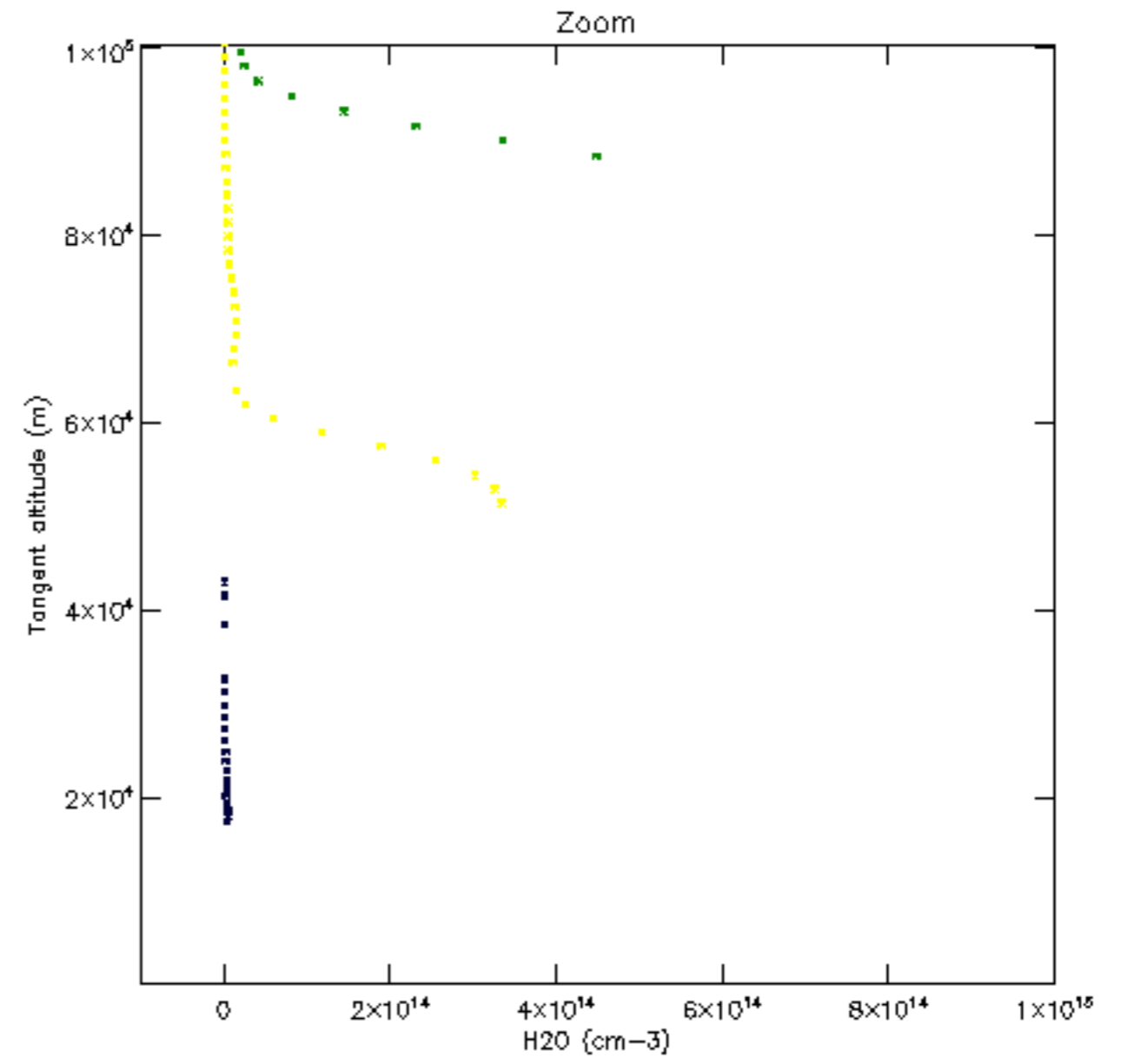
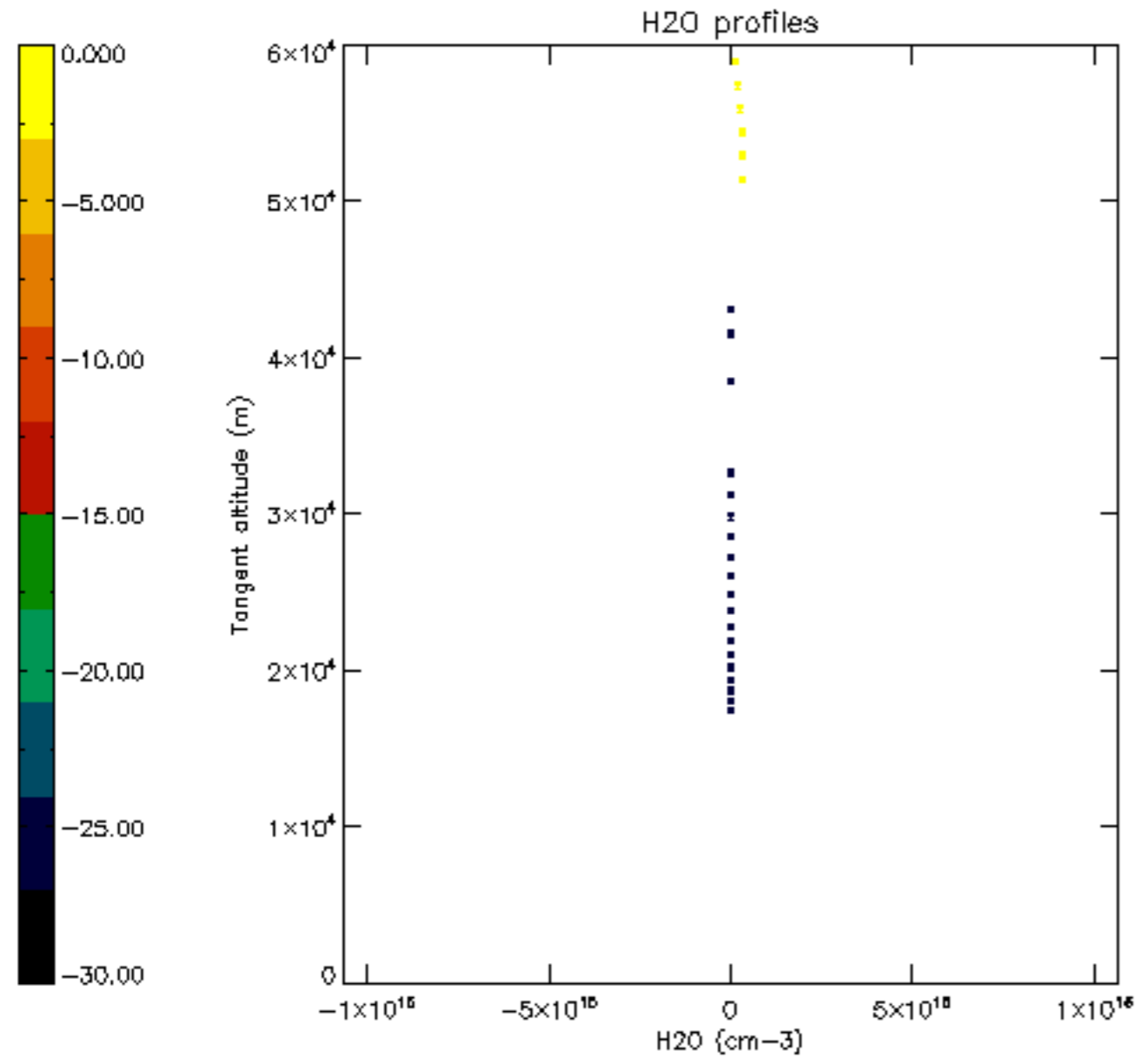


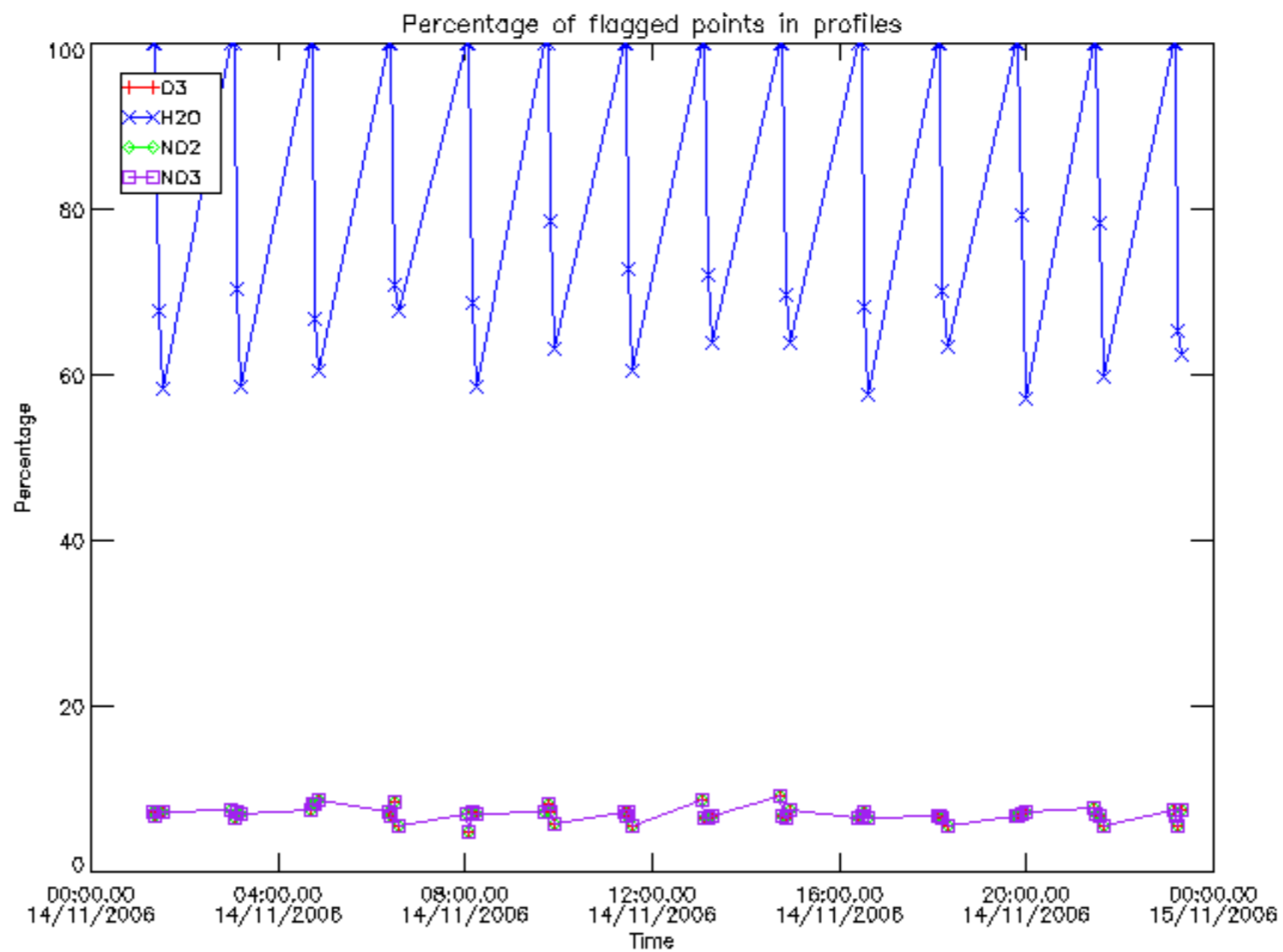




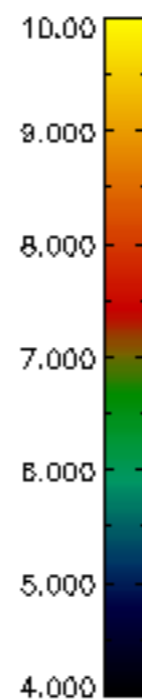
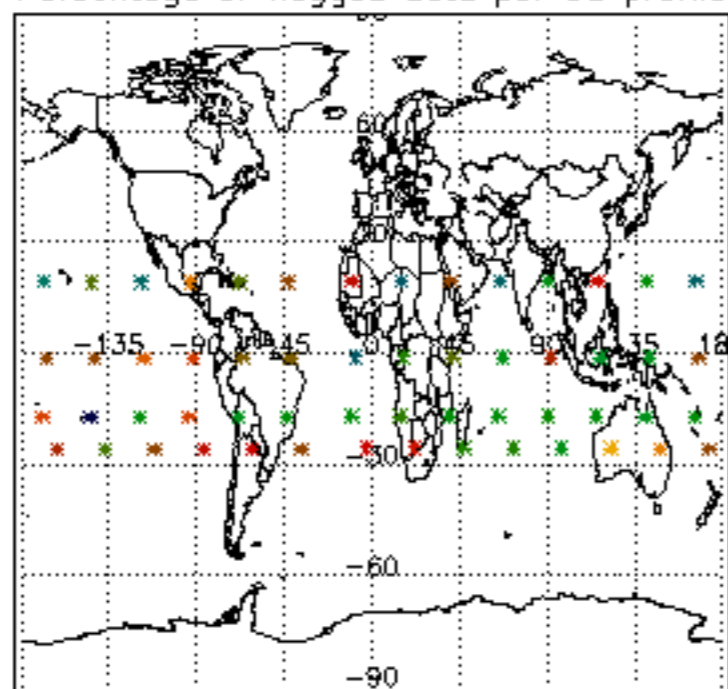




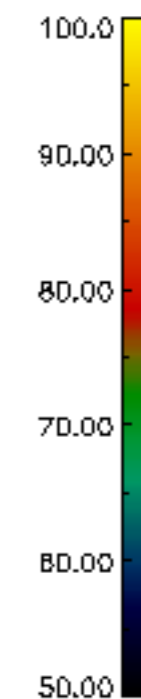
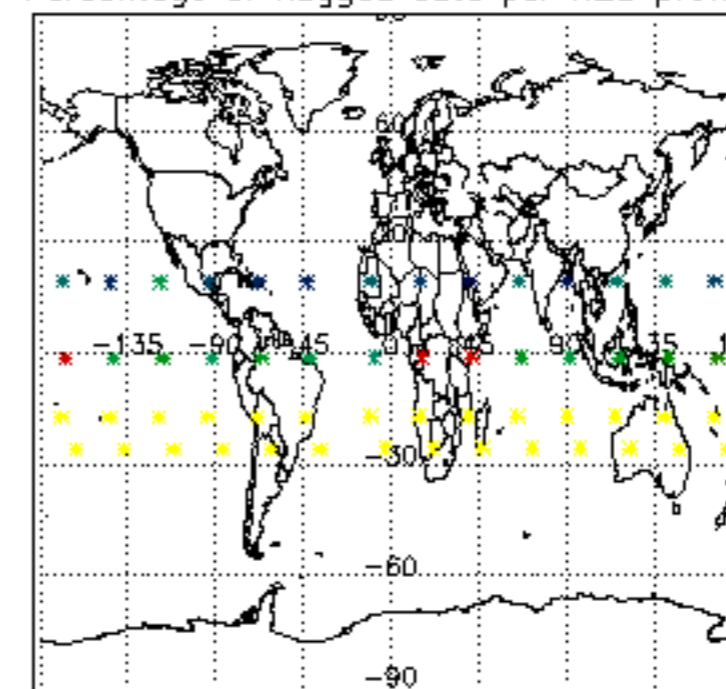




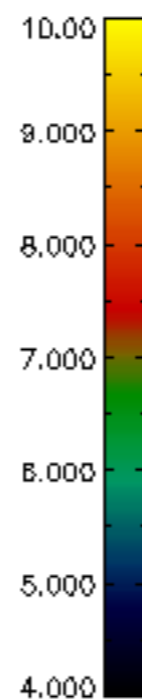
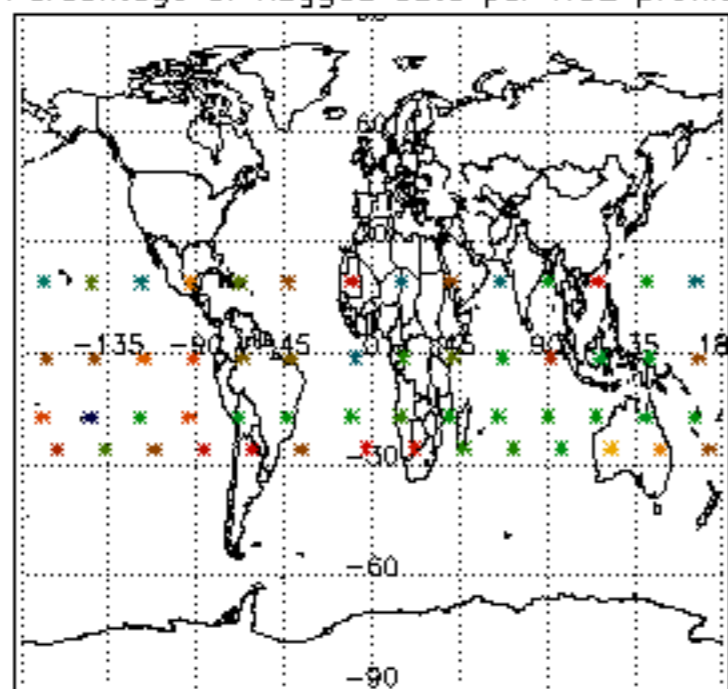
Percentage of flagged data per D3 profile



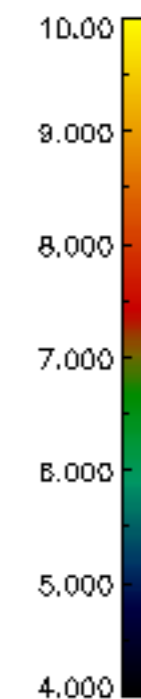
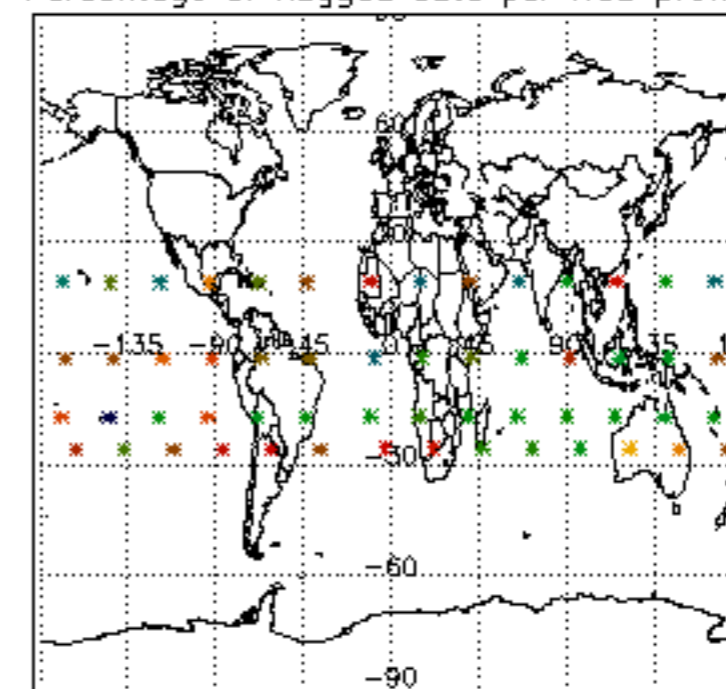
Percentage of flagged data per H2O profile

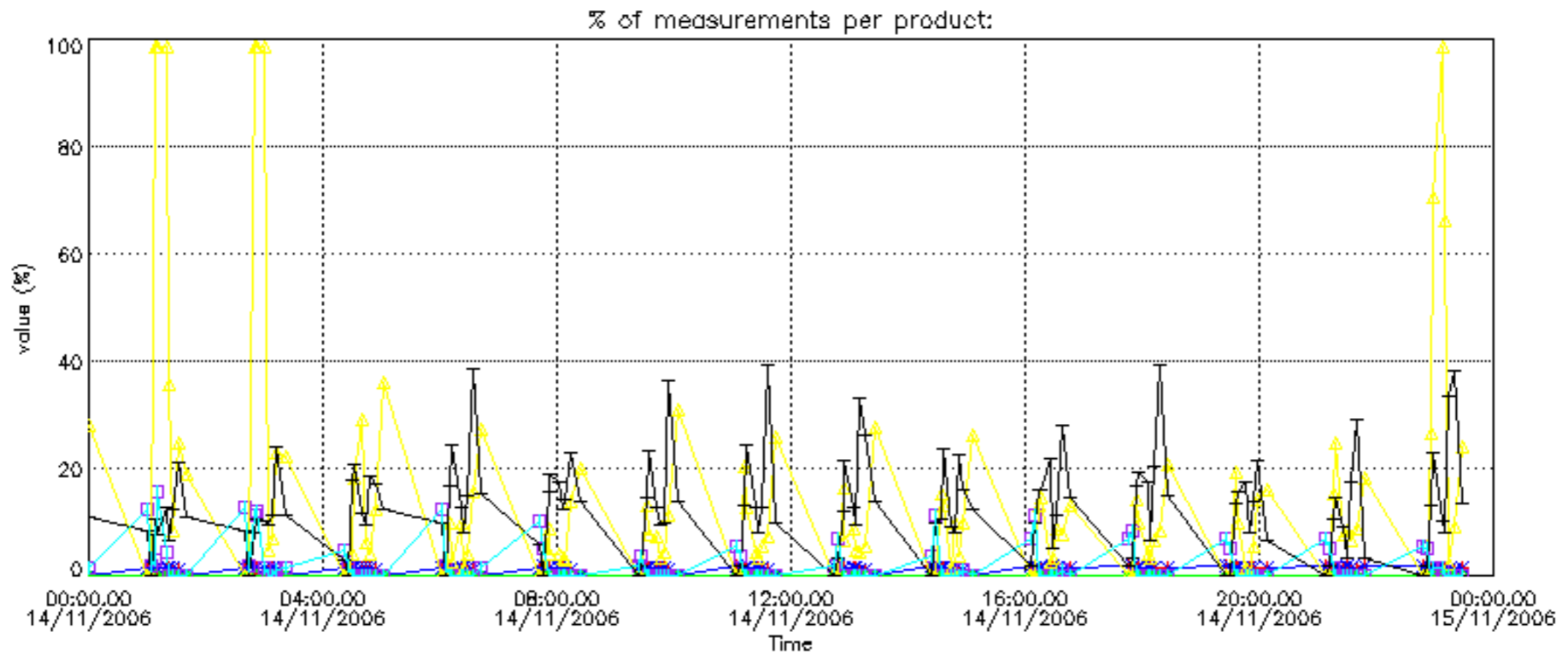


Percentage of flagged data per NO2 profile

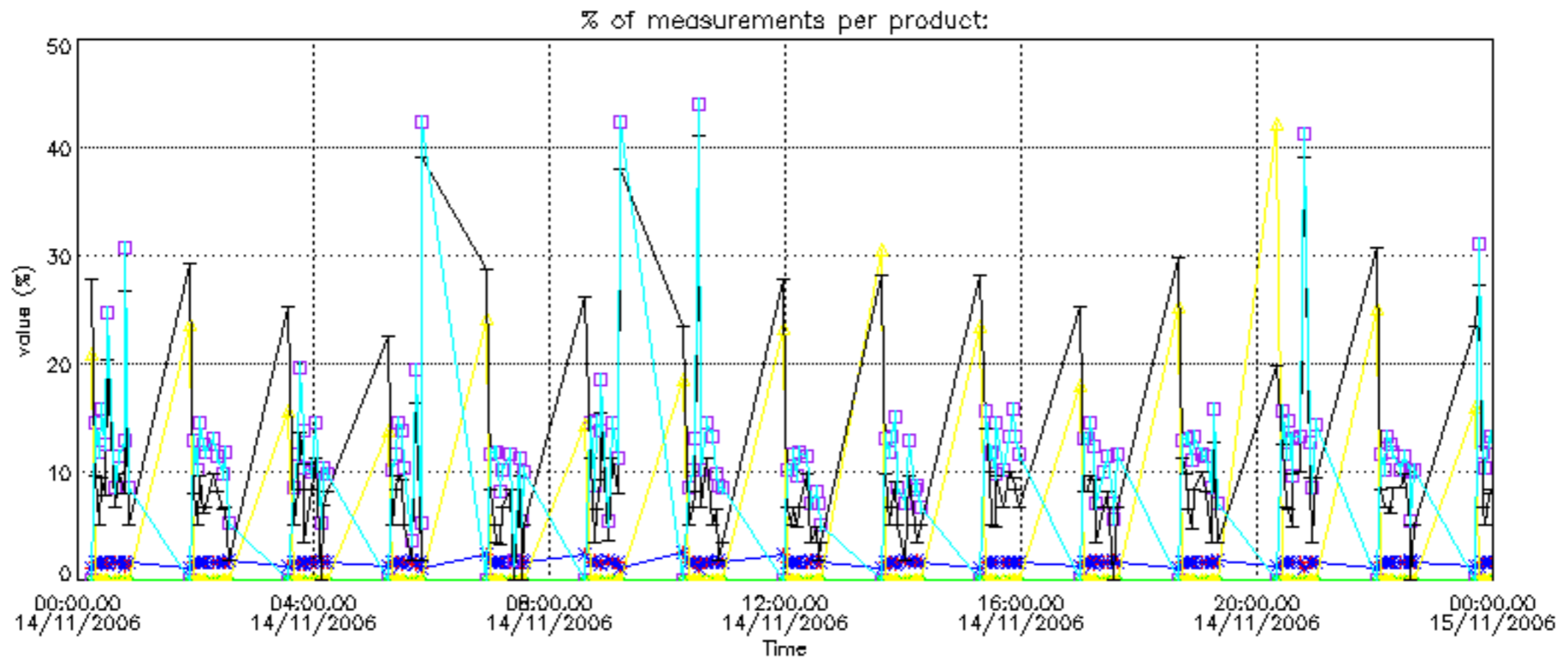


Percentage of flagged data per NO3 profile

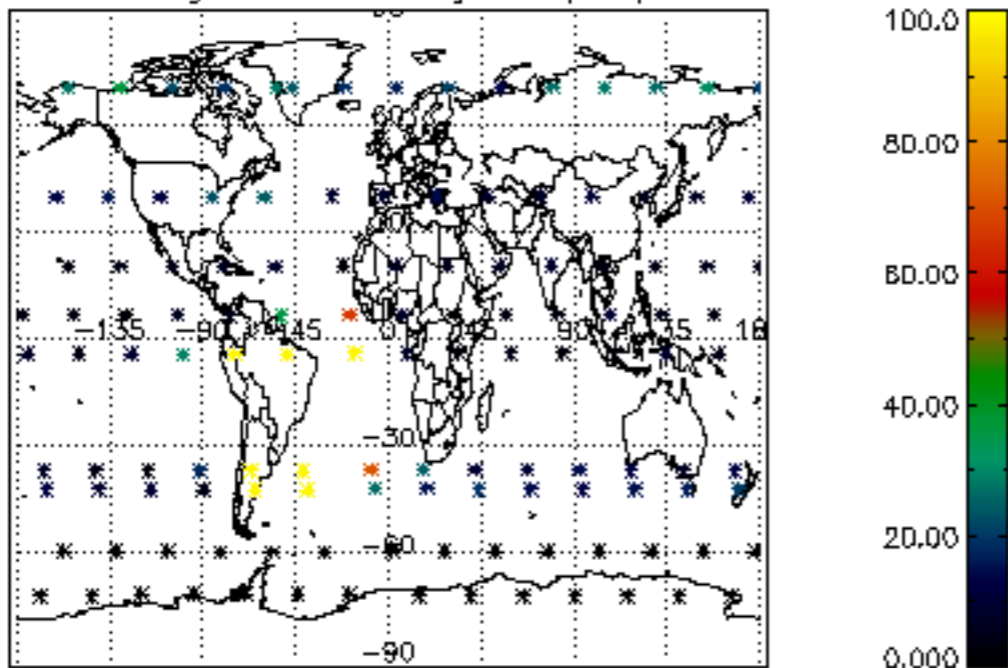




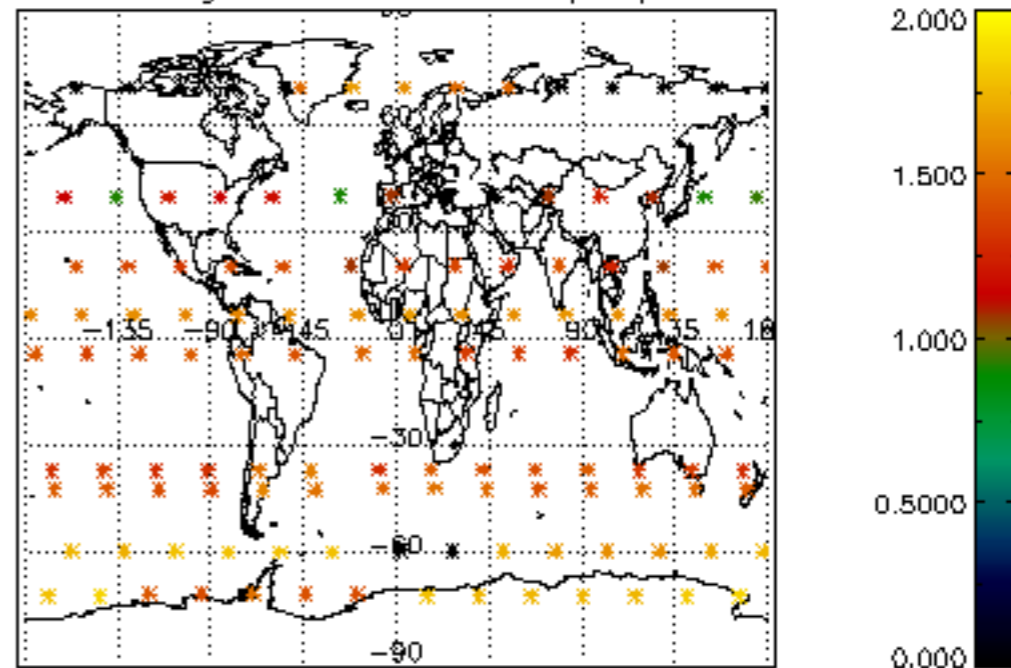




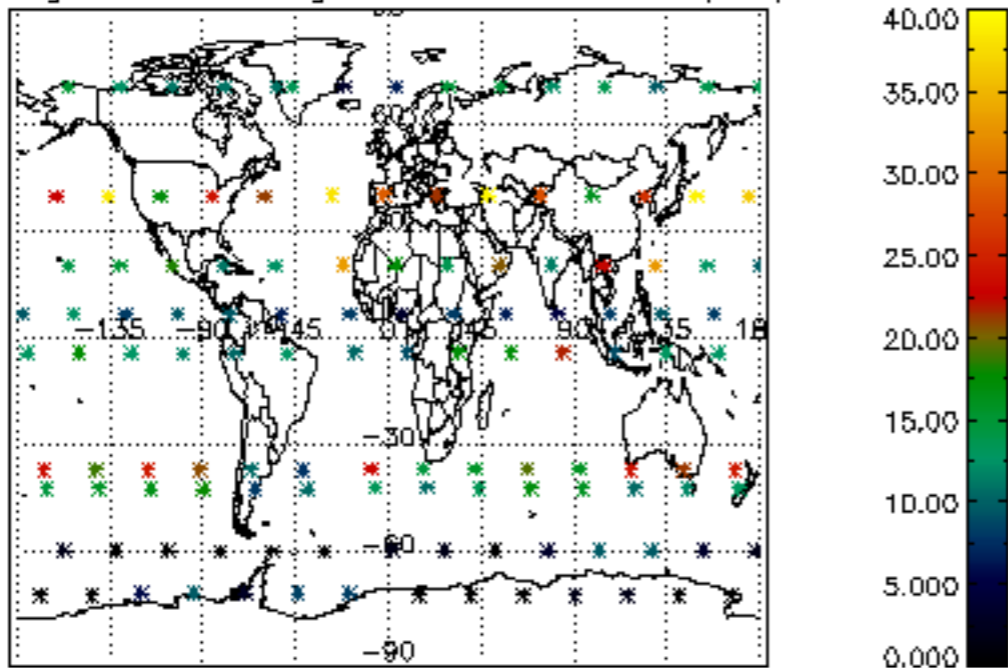
Percentage of cosmic ray hits per profile



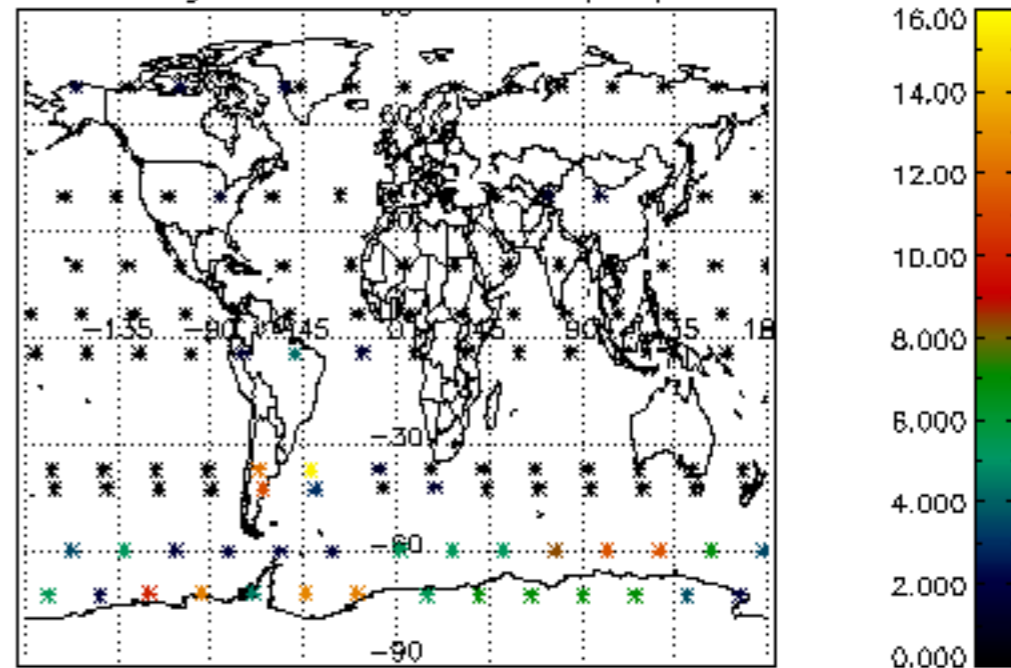
Percentage of datation errors per profile



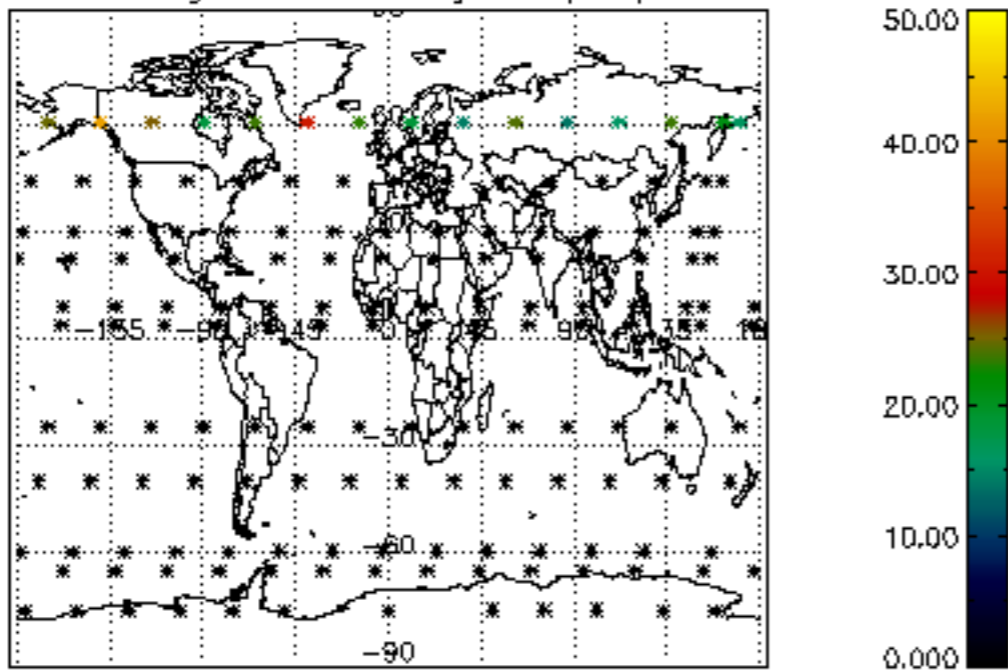
Percentage of star falling outside central band per profile



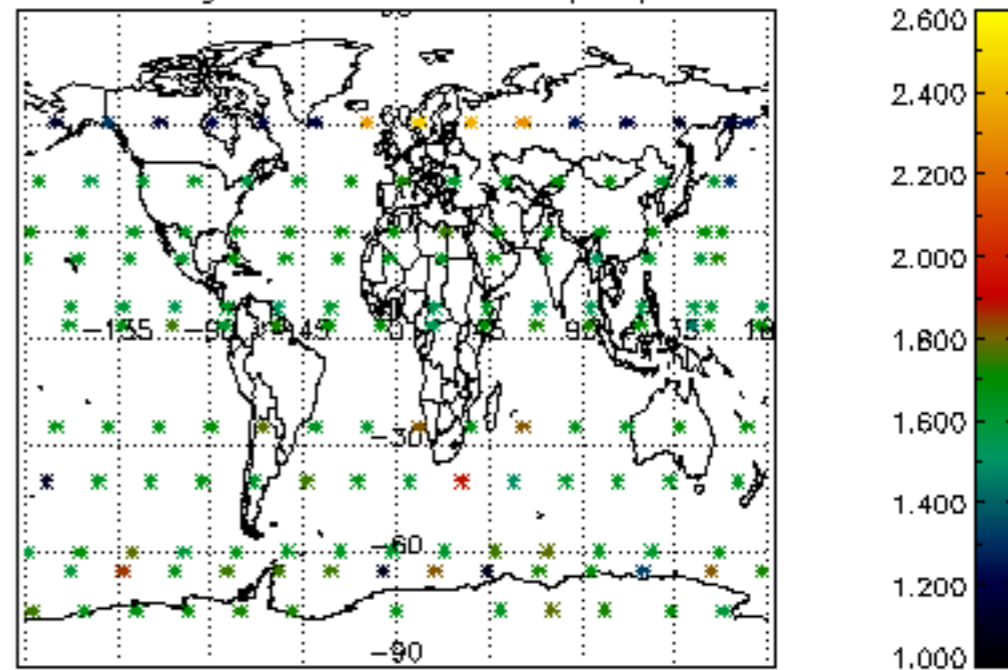
Percentage of saturation errors per profile



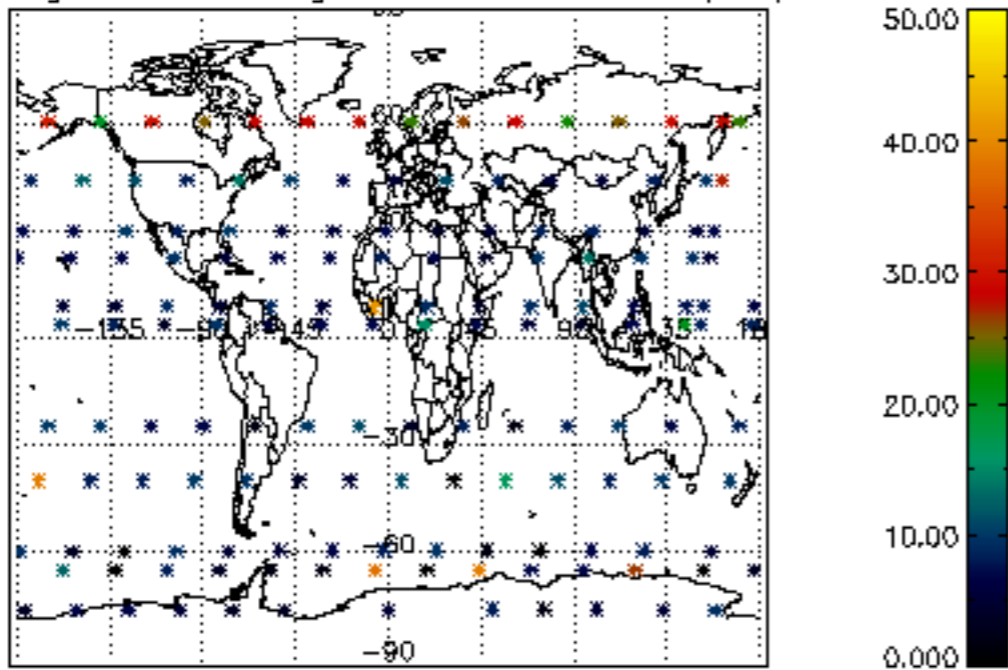
Percentage of cosmic ray hits per profile



Percentage of datation errors per profile



Percentage of star falling outside central band per profile



Percentage of saturation errors per profile

