

GOMOS Level 2 Daily Report

SUMMARY

[1. General Info](#)

[2. Summary of processed GOM_NL_2P products](#)

[3. Level 2 Quality information per product](#)

[3.1 Plot of level 2 quality information per product \(time dependant\)](#)

[3.2 Plot of level 2 quality information per product \(world map\)](#)

[4. Level 1 Quality information per product \(stored on level 2 products\)](#)

[4.1 Plot of level 1 quality information per product \(time dependant\)](#)

[4.1.1 Plot of level 1 quality information per product \(time dependant\): ASCENDING](#)

[4.1.2 Plot of level 1 quality information per product \(time dependant\): DESCENDING](#)

[4.2 Plot of level 1 quality information per product \(world map\)](#)

[4.2.1 Plot of level 1 quality information per product \(world map\): ASCENDING](#)

[4.2.2 Plot of level 1 quality information per product \(world map\): DESCENDING](#)

[5. Ozone profiles based on quality statistics and other trace gas profiles](#)

[5.1 Ozone statistics based on quality of products](#)

[5.2 Plot ozone profiles for all STD \(dark without errors\)](#)

[5.3 Plot ozone profiles where STD < 20% \(dark without errors\)](#)

[5.4. Plot ozone profiles where STD < 10% \(dark without errors\)](#)

[5.5. Plot ozone profiles where STD < 5% \(dark without errors\)](#)

[5.6 Plot NO2 profiles for all STD \(dark without errors\)](#)

[5.7 Plot NO3 profiles for all STD \(dark without errors\)](#)

[5.8 Plot H2O profiles \(only for occultations of stars 1,2,3,4,13,14,16,26,63 dark without errors\) for all STD](#)

[6. Auxiliary Data Files used for the production reported in section 2](#)

This report presents the daily analysis on parameters extracted from GOMOS level 2 data (GOM_NL__2P).
 It is intended to monitor some important parameters that will impact the quality of these products.
 A list of level 2 products (and content) that have arrived during the reporting day to the PCF is also given.

Item	Value
Time of report generation	24APR2013 05:48:33
Data source version	GOMOS/6.01
Start time of products	13-11-2006 (13NOV2006 00:00:00)
Stop time of products	14-11-2006 (14NOV2006 00:00:00)
Store outputs in DB	Yes
Nb of level 2 prods	280
Nb of prods with errors	0

2. Summary of processed GOM_NL__2P products.

Nr	Filename	UTC Start time	Limb	Duration	Star Id	Star Name	Star Mag	Star Temp	Nb Meas	Orbit	Prod. error
1	GOM_NL__2PRFIN20061113_000119_000000362052_00488_24590_3669.N1	13-NOV-2006 00:01:19	Twilight	36.000	171	2Eps Crv	3.0010	4250.0	72	24590	No
2	GOM_NL__2PRFIN20061113_001028_000000362052_00488_24590_3670.N1	13-NOV-2006 00:10:28	Dark	35.500	113	Mu Vel	2.6920	5000.0	71	24590	No
3	GOM_NL__2PRFIN20061113_001335_000000302052_00489_24591_3655.N1	13-NOV-2006 00:13:35	Dark	30.000	124	The Car	2.7640	30000.	60	24591	No
4	GOM_NL__2PRFIN20061113_001626_000000332052_00489_24591_3656.N1	13-NOV-2006 00:16:26	Dark	33.000	29	Bet Car	1.6720	10200.	66	24591	No
5	GOM_NL__2PRFIN20061113_002247_000000552052_00489_24591_3657.N1	13-NOV-2006 00:22:47	Dark	55.000	2	Alp Car	-0.73600	7000.0	110	24591	No
6	GOM_NL__2PRFIN20061113_003148_000000332052_00489_24591_3658.N1	13-NOV-2006 00:31:48	Straylight	33.000	157	The1Eri	2.9060	9300.0	66	24591	No
7	GOM_NL__2PRFIN20061113_004456_000000402052_00489_24591_3659.N1	13-NOV-2006 00:44:56	Twilight_and_stray	40.000	94	92Alp Cet	2.5260	3100.0	80	24591	No
8	GOM_NL__2PRFIN20061113_004940_000000312052_00489_24591_3660.N1	13-NOV-2006 00:49:40	Bright	31.000	105	6Bet Ari	2.6450	8900.0	62	24591	No
9	GOM_NL__2PRFIN20061113_005344_000000302052_00489_24591_3661.N1	13-NOV-2006 00:53:44	Bright	29.500	173	4Bet Tri	3.0040	8900.0	59	24591	No
10	GOM_NL__2PRFIN20061113_005548_000000332052_00489_24591_3662.N1	13-NOV-2006 00:55:48	Bright	33.000	73	57Gam1And	2.2600	13100.	66	24591	No
11	GOM_NL__2PRFIN20061113_005944_000000312052_00489_24591_3663.N1	13-NOV-2006 00:59:44	Bright	31.000	160	23Gam Per	2.9300	4700.0	62	24591	No
12	GOM_NL__2PRFIN20061113_010900_000000302052_00489_24591_3664.N1	13-NOV-2006 01:09:00	Bright	30.000	49	1Alp UMi	1.9900	6300.0	60	24591	No
13	GOM_NL__2PRFIN20061113_011316_000000302052_00489_24591_3665.N1	13-NOV-2006 01:13:16	Bright	30.000	60	7Bet UMi	2.0810	3950.0	60	24591	No
14	GOM_NL__2PRFIN20061113_011647_000000362052_00489_24591_3666.N1	13-NOV-2006 01:16:47	Bright	36.000	36	50Alp UMa	1.8000	6300.0	72	24591	No
15	GOM_NL__2PRFIN20061113_011857_000000322052_00489_24591_3667.N1	13-NOV-2006 01:18:57	Bright	31.500	32	77Eps UMa	1.7630	11000.	63	24591	No
16	GOM_NL__2PRFIN20061113_012402_000000302052_00489_24591_3668.N1	13-NOV-2006 01:24:02	Bright	29.500	152	12Alp2CVn	2.8900	11000.	59	24591	No
17	GOM_NL__2PRFIN20061113_013153_000000362052_00489_24591_3669.N1	13-NOV-2006 01:31:53	Bright	35.500	62	94Bet Leo	2.1360	9700.0	71	24591	No
18	GOM_NL__2PRFIN20061113_013528_000000282052_00489_24591_3670.N1	13-NOV-2006 01:35:28	Bright	27.500	121	29Gam Vir	2.7400	7200.0	55	24591	No
19	GOM_NL__2PRFIN20061113_014025_000000322052_00489_24591_3671.N1	13-NOV-2006 01:40:25	Twilight_and_stray	32.000	100	4Gam Crv	2.5800	13100.	64	24591	No
20	GOM_NL__2PRFIN20061113_015105_000000382052_00489_24591_3672.N1	13-NOV-2006 01:51:05	Dark	38.000	113	Mu Vel	2.6920	5000.0	76	24591	No
21	GOM_NL__2PRFIN20061113_015411_000000312052_00490_24592_3659.N1	13-NOV-2006 01:54:11	Dark	31.000	124	The Car	2.7640	30000.	62	24592	No
22	GOM_NL__2PRFIN20061113_015703_000000332052_00490_24592_3660.N1	13-NOV-2006 01:57:03	Dark	32.500	29	Bet Car	1.6720	10200.	65	24592	No
23	GOM_NL__2PRFIN20061113_020323_000000532052_00490_24592_3661.N1	13-NOV-2006 02:03:23	Dark	52.500	2	Alp Car	-0.73600	7000.0	105	24592	No
24	GOM_NL__2PRFIN20061113_021224_000000322052_00490_24592_3662.N1	13-NOV-2006 02:12:24	Straylight	32.000	157	The1Eri	2.9060	9300.0	64	24592	No
25	GOM_NL__2PRFIN20061113_022532_000000422052_00490_24592_3663.N1	13-NOV-2006 02:25:32	Twilight_and_stray	42.000	94	92Alp Cet	2.5260	3100.0	84	24592	No
26	GOM_NL__2PRFIN20061113_023016_000000322052_00490_24592_3664.N1	13-NOV-2006 02:30:16	Bright	31.500	105	6Bet Ari	2.6450	8900.0	63	24592	No
27	GOM_NL__2PRFIN20061113_023420_000000322052_00490_24592_3665.N1	13-NOV-2006 02:34:20	Bright	31.500	173	4Bet Tri	3.0040	8900.0	63	24592	No
28	GOM_NL__2PRFIN20061113_023624_000000332052_00490_24592_3666.N1	13-NOV-2006 02:36:24	Bright	32.500	73	57Gam1And	2.2600	13100.	65	24592	No
29	GOM_NL__2PRFIN20061113_024019_000000332052_00490_24592_3667.N1	13-NOV-2006 02:40:19	Bright	32.500	160	23Gam Per	2.9300	4700.0	65	24592	No
30	GOM_NL__2PRFIN20061113_024936_000000272052_00490_24592_3668.N1	13-NOV-2006 02:49:36	Bright	26.500	49	1Alp UMi	1.9900	6300.0	53	24592	No
31	GOM_NL__2PRFIN20061113_025352_000000302052_00490_24592_3669.N1	13-NOV-2006 02:53:52	Bright	30.000	60	7Bet UMi	2.0810	3950.0	60	24592	No
32	GOM_NL__2PRFIN20061113_025723_000000352052_00490_24592_3670.N1	13-NOV-2006 02:57:23	Bright	35.000	36	50Alp UMa	1.8000	6300.0	70	24592	No
33	GOM_NL__2PRFIN20061113_025933_000000472052_00490_24592_3671.N1	13-NOV-2006 02:59:33	Bright	47.000	32	77Eps UMa	1.7630	11000.	94	24592	No
34	GOM_NL__2PRFIN20061113_030438_000000282052_00490_24592_3672.N1	13-NOV-2006 03:04:38	Bright	27.500	152	12Alp2CVn	2.8900	11000.	55	24592	No
35	GOM_NL__2PRFIN20061113_031229_000000322052_00490_24592_3673.N1	13-NOV-2006 03:12:29	Bright	32.000	62	94Bet Leo	2.1360	9700.0	64	24592	No
36	GOM_NL__2PRFIN20061113_031604_000000292052_00490_24592_3674.N1	13-NOV-2006 03:16:04	Bright	28.500	121	29Gam Vir	2.7400	7200.0	57	24592	No
37	GOM_NL__2PRFIN20061113_032102_000000342052_00490_24592_3675.N1	13-NOV-2006 03:21:02	Twilight_and_stray	33.500	100	4Gam Crv	2.5800	13100.	67	24592	No
38	GOM_NL__2PRFIN20061113_033141_000000362052_00490_24592_3676.N1	13-NOV-2006 03:31:41	Dark	36.000	113	Mu Vel	2.6920	5000.0	72	24592	No
39	GOM_NL__2PRFIN20061113_033447_000000332052_00491_24593_3661.N1	13-NOV-2006 03:34:47	Dark	32.500	124	The Car	2.7640	30000.	65	24593	No
40	GOM_NL__2PRFIN20061113_033739_000000332052_00491_24593_3662.N1	13-NOV-2006 03:37:39	Dark	32.500	29	Bet Car	1.6720	10200.	65	24593	No
41	GOM_NL__2PRFIN20061113_034400_000000462052_00491_24593_3663.N1	13-NOV-2006 03:44:00	Dark	46.000	2	Alp Car	-0.73600	7000.0	92	24593	No
42	GOM_NL__2PRFIN20061113_035301_000000322052_00491_24593_3664.N1	13-NOV-2006 03:53:01	Straylight	32.000	157	The1Eri	2.9060	9300.0	64	24593	No

43	GOM_NL__2PRFIN20061113_040608_000000422052_00491_24593_3665.N1	13-NOV-2006 04:06:08	Twilight	41.500	94	92Alp Cet	2.5260	3100.0	83	24593	No
44	GOM_NL__2PRFIN20061113_041052_000000302052_00491_24593_3666.N1	13-NOV-2006 04:10:52	Bright	30.000	105	6Bet Ari	2.6450	8900.0	60	24593	No
45	GOM_NL__2PRFIN20061113_041456_000000312052_00491_24593_3667.N1	13-NOV-2006 04:14:56	Bright	30.500	173	4Bet Tri	3.0040	8900.0	61	24593	No
46	GOM_NL__2PRFIN20061113_041700_000000312052_00491_24593_3668.N1	13-NOV-2006 04:17:00	Bright	31.000	73	57Gam1And	2.2600	13100.	62	24593	No
47	GOM_NL__2PRFIN20061113_042055_000000312052_00491_24593_3669.N1	13-NOV-2006 04:20:55	Bright	30.500	160	23Gam Per	2.9300	4700.0	61	24593	No
48	GOM_NL__2PRFIN20061113_043012_000000282052_00491_24593_3670.N1	13-NOV-2006 04:30:12	Bright	28.000	49	1Alp UMi	1.9900	6300.0	56	24593	No
49	GOM_NL__2PRFIN20061113_043428_000000312052_00491_24593_3671.N1	13-NOV-2006 04:34:28	Bright	31.000	60	7Bet UMi	2.0810	3950.0	62	24593	No
50	GOM_NL__2PRFIN20061113_043759_000000342052_00491_24593_3672.N1	13-NOV-2006 04:37:59	Bright	33.500	36	50Alp UMa	1.8000	6300.0	67	24593	No
51	GOM_NL__2PRFIN20061113_044009_000000292052_00491_24593_3673.N1	13-NOV-2006 04:40:09	Bright	28.500	32	77Eps UMa	1.7630	11000.	57	24593	No
52	GOM_NL__2PRFIN20061113_044514_000000312052_00491_24593_3674.N1	13-NOV-2006 04:45:14	Bright	30.500	152	12Alp2CVn	2.8900	11000.	61	24593	No
53	GOM_NL__2PRFIN20061113_045306_000000332052_00491_24593_3675.N1	13-NOV-2006 04:53:06	Bright	33.000	62	94Bet Leo	2.1360	9700.0	66	24593	No
54	GOM_NL__2PRFIN20061113_045640_000000282052_00491_24593_3676.N1	13-NOV-2006 04:56:40	Bright	28.000	121	29Gam Vir	2.7400	7200.0	56	24593	No
55	GOM_NL__2PRFIN20061113_050138_000000342052_00491_24593_3677.N1	13-NOV-2006 05:01:38	Twilight	34.000	100	4Gam Crv	2.5800	13100.	68	24593	No
56	GOM_NL__2PRFIN20061113_050309_000000382052_00491_24593_3678.N1	13-NOV-2006 05:03:09	Twilight	37.500	171	2Eps Crv	3.0010	4250.0	75	24593	No
57	GOM_NL__2PRFIN20061113_051218_000000402052_00491_24593_3679.N1	13-NOV-2006 05:12:18	Dark	40.000	113	Mu Vel	2.6920	5000.0	80	24593	No
58	GOM_NL__2PRFIN20061113_051524_000000322052_00492_24594_3663.N1	13-NOV-2006 05:15:24	Dark	32.000	124	The Car	2.7640	30000.	64	24594	No
59	GOM_NL__2PRFIN20061113_051908_000000362052_00492_24594_3664.N1	13-NOV-2006 05:19:08	Dark	36.000	41	Eps Car	1.8600	4100.0	72	24594	No
60	GOM_NL__2PRFIN20061113_052437_000000422052_00492_24594_3665.N1	13-NOV-2006 05:24:37	Dark	42.000	2	Alp Car	-0.73600	7000.0	84	24594	No
61	GOM_NL__2PRFIN20061113_053337_000000312052_00492_24594_3666.N1	13-NOV-2006 05:33:37	Straylight	31.000	157	The1Eri	2.9060	9300.0	62	24594	No
62	GOM_NL__2PRFIN20061113_054644_000000412052_00492_24594_3667.N1	13-NOV-2006 05:46:44	Twilight	41.000	94	92Alp Cet	2.5260	3100.0	82	24594	No
63	GOM_NL__2PRFIN20061113_055128_000000302052_00492_24594_3668.N1	13-NOV-2006 05:51:28	Bright	30.000	105	6Bet Ari	2.6450	8900.0	60	24594	No
64	GOM_NL__2PRFIN20061113_055532_000000312052_00492_24594_3669.N1	13-NOV-2006 05:55:32	Bright	30.500	173	4Bet Tri	3.0040	8900.0	61	24594	No
65	GOM_NL__2PRFIN20061113_055736_000000302052_00492_24594_3670.N1	13-NOV-2006 05:57:36	Bright	30.000	73	57Gam1And	2.2600	13100.	60	24594	No
66	GOM_NL__2PRFIN20061113_060131_000000302052_00492_24594_3671.N1	13-NOV-2006 06:01:31	Bright	30.000	160	23Gam Per	2.9300	4700.0	60	24594	No
67	GOM_NL__2PRFIN20061113_061048_000000292052_00492_24594_3672.N1	13-NOV-2006 06:10:48	Bright	29.000	49	1Alp UMi	1.9900	6300.0	58	24594	No
68	GOM_NL__2PRFIN20061113_061505_000000302052_00492_24594_3673.N1	13-NOV-2006 06:15:05	Bright	30.000	60	7Bet UMi	2.0810	3950.0	60	24594	No
69	GOM_NL__2PRFIN20061113_061835_000000312052_00492_24594_3674.N1	13-NOV-2006 06:18:35	Bright	30.500	36	50Alp UMa	1.8000	6300.0	61	24594	No
70	GOM_NL__2PRFIN20061113_062045_000000292052_00492_24594_3675.N1	13-NOV-2006 06:20:45	Bright	29.000	32	77Eps UMa	1.7630	11000.	58	24594	No
71	GOM_NL__2PRFIN20061113_062550_000000292052_00492_24594_3676.N1	13-NOV-2006 06:25:50	Bright	28.500	152	12Alp2CVn	2.8900	11000.	57	24594	No
72	GOM_NL__2PRFIN20061113_063342_000000362052_00492_24594_3677.N1	13-NOV-2006 06:33:42	Bright	35.500	62	94Bet Leo	2.1360	9700.0	71	24594	No
73	GOM_NL__2PRFIN20061113_063717_000000292052_00492_24594_3678.N1	13-NOV-2006 06:37:17	Bright	29.000	121	29Gam Vir	2.7400	7200.0	58	24594	No
74	GOM_NL__2PRFIN20061113_064215_000000372052_00492_24594_3679.N1	13-NOV-2006 06:42:15	Twilight	37.000	100	4Gam Crv	2.5800	13100.	74	24594	No
75	GOM_NL__2PRFIN20061113_064345_000000372052_00492_24594_3680.N1	13-NOV-2006 06:43:45	Twilight	36.500	171	2Eps Crv	3.0010	4250.0	73	24594	No
76	GOM_NL__2PRFIN20061113_065255_000000362052_00492_24594_3681.N1	13-NOV-2006 06:52:55	Dark	35.500	113	Mu Vel	2.6920	5000.0	71	24594	No
77	GOM_NL__2PRFIN20061113_065600_000000312052_00493_24595_3664.N1	13-NOV-2006 06:56:00	Dark	31.000	124	The Car	2.7640	30000.	62	24595	No
78	GOM_NL__2PRFIN20061113_065944_000000362052_00493_24595_3665.N1	13-NOV-2006 06:59:44	Dark	36.000	41	Eps Car	1.8600	4100.0	72	24595	No
79	GOM_NL__2PRFIN20061113_070513_000000552052_00493_24595_3666.N1	13-NOV-2006 07:05:13	Dark	55.000	2	Alp Car	-0.73600	7000.0	110	24595	No
80	GOM_NL__2PRFIN20061113_071413_000000342052_00493_24595_3667.N1	13-NOV-2006 07:14:13	Straylight	33.500	157	The1Eri	2.9060	9300.0	67	24595	No
81	GOM_NL__2PRFIN20061113_072720_000000422052_00493_24595_3668.N1	13-NOV-2006 07:27:20	Twilight	41.500	94	92Alp Cet	2.5260	3100.0	83	24595	No
82	GOM_NL__2PRFIN20061113_073204_000000312052_00493_24595_3669.N1	13-NOV-2006 07:32:04	Bright	30.500	105	6Bet Ari	2.6450	8900.0	61	24595	No
83	GOM_NL__2PRFIN20061113_073608_000000302052_00493_24595_3670.N1	13-NOV-2006 07:36:08	Bright	30.000	173	4Bet Tri	3.0040	8900.0	60	24595	No
84	GOM_NL__2PRFIN20061113_073812_000000312052_00493_24595_3671.N1	13-NOV-2006 07:38:12	Bright	31.000	73	57Gam1And	2.2600	13100.	62	24595	No
85	GOM_NL__2PRFIN20061113_074207_000000322052_00493_24595_3672.N1	13-NOV-2006 07:42:07	Bright	31.500	160	23Gam Per	2.9300	4700.0	63	24595	No
86	GOM_NL__2PRFIN20061113_075124_000000282052_00493_24595_3673.N1	13-NOV-2006 07:51:24	Bright	27.500	49	1Alp UMi	1.9900	6300.0	55	24595	No
87	GOM_NL__2PRFIN20061113_075540_000000272052_00493_24595_3674.N1	13-NOV-2006 07:55:40	Bright	27.000	60	7Bet UMi	2.0810	3950.0	54	24595	No
88	GOM_NL__2PRFIN20061113_075911_000000342052_00493_24595_3675.N1	13-NOV-2006 07:59:11	Bright	33.500	36	50Alp UMa	1.8000	6300.0	67	24595	No
89	GOM_NL__2PRFIN20061113_080121_000000292052_00493_24595_3676.N1	13-NOV-2006 08:01:21	Bright	29.000	32	77Eps UMa	1.7630	11000.	58	24595	No
90	GOM_NL__2PRFIN20061113_081418_000000362052_00493_24595_3677.N1	13-NOV-2006 08:14:18	Bright	35.500	62	94Bet Leo	2.1360	9700.0	71	24595	No
91	GOM_NL__2PRFIN20061113_081753_000000292052_00493_24595_3678.N1	13-NOV-2006 08:17:53	Bright	28.500	121	29Gam Vir	2.7400	7200.0	57	24595	No
92	GOM_NL__2PRFIN20061113_082251_000000352052_00493_24595_3679.N1	13-NOV-2006 08:22:51	Twilight	35.000	100	4Gam Crv	2.5800	13100.	70	24595	No
93	GOM_NL__2PRFIN20061113_082421_000000362052_00493_24595_3680.N1	13-NOV-2006 08:24:21	Twilight	36.000	171	2Eps Crv	3.0010	4250.0	72	24595	No
94	GOM_NL__2PRFIN20061113_083331_000000372052_00493_24595_3681.N1	13-NOV-2006 08:33:31	Dark	36.500	113	Mu Vel	2.6920	5000.0	73	24595	No
95	GOM_NL__2PRFIN20061113_083636_000000322052_00494_24596_3664.N1	13-NOV-2006 08:36:36	Dark	31.500	124	The Car	2.7640	30000.	63	24596	No
96	GOM_NL__2PRFIN20061113_084021_000000482052_00494_24596_3665.N1	13-NOV-2006 08:40:21	Dark	47.500	41	Eps Car	1.8600	4100.0	95	24596	No
97	GOM_NL__2PRFIN20061113_084550_000000482052_00494_24596_3666.N1	13-NOV-2006 08:45:50	Dark	47.500	2	Alp Car	-0.73600	7000.0	95	24596	No
98	GOM_NL__2PRFIN20061113_085449_000000332052_00494_24596_3667.N1	13-NOV-2006 08:54:49	Straylight	33.000	157	The1Eri	2.9060	9300.0	66	24596	No
99	GOM_NL__2PRFIN20061113_090756_000000442052_00494_24596_3668.N1	13-NOV-2006 09:07:56	Twilight	43.500	94	92Alp Cet	2.5260	3100.0	87	24596	No
100	GOM_NL__2PRFIN20061113_091240_000000302052_00494_24596_3669.N1	13-NOV-2006 09:12:40	Bright	30.000	105	6Bet Ari	2.6450	8900.0	60	24596	No
101	GOM_NL__2PRFIN20061113_091643_000000302052_00494_24596_3670.N1	13-NOV-2006 09:16:43	Bright	29.500	173	4Bet Tri	3.0040	8900.0	59	24596	No

102	GOM_NL__2PRFIN20061113_091847_000000302052_00494_24596_3671.N1	13-NOV-2006 09:18:47	Bright	30.000	73	57Gam1And	2.2600	13100.	60	24596	No
103	GOM_NL__2PRFIN20061113_092242_000000322052_00494_24596_3672.N1	13-NOV-2006 09:22:42	Bright	31.500	160	23Gam Per	2.9300	4700.0	63	24596	No
104	GOM_NL__2PRFIN20061113_092401_000000302052_00494_24596_3673.N1	13-NOV-2006 09:24:01	Bright	29.500	76	27Gam Cas	2.3000	30000.	59	24596	No
105	GOM_NL__2PRFIN20061113_093200_000000302052_00494_24596_3674.N1	13-NOV-2006 09:32:00	Bright	30.000	49	1Alp UMi	1.9900	6300.0	60	24596	No
106	GOM_NL__2PRFIN20061113_093617_000000312052_00494_24596_3675.N1	13-NOV-2006 09:36:17	Bright	31.000	60	7Bet UMi	2.0810	3950.0	62	24596	No
107	GOM_NL__2PRFIN20061113_093946_000000312052_00494_24596_3676.N1	13-NOV-2006 09:39:46	Bright	31.000	36	50Alp UMa	1.8000	6300.0	62	24596	No
108	GOM_NL__2PRFIN20061113_094157_000000302052_00494_24596_3677.N1	13-NOV-2006 09:41:57	Bright	29.500	32	77Eps UMa	1.7630	11000.	59	24596	No
109	GOM_NL__2PRFIN20061113_094332_000000302052_00494_24596_3678.N1	13-NOV-2006 09:43:32	Bright	30.000	39	85Eta UMa	1.8540	24000.	60	24596	No
110	GOM_NL__2PRFIN20061113_094702_000000292052_00494_24596_3679.N1	13-NOV-2006 09:47:02	Bright	29.000	152	12Alp2CVn	2.8900	11000.	58	24596	No
111	GOM_NL__2PRFIN20061113_095455_000000352052_00494_24596_3680.N1	13-NOV-2006 09:54:55	Bright	35.000	62	94Bet Leo	2.1360	9700.0	70	24596	No
112	GOM_NL__2PRFIN20061113_095829_000000302052_00494_24596_3681.N1	13-NOV-2006 09:58:29	Bright	29.500	121	29Gam Vir	2.7400	7200.0	59	24596	No
113	GOM_NL__2PRFIN20061113_100327_000000352052_00494_24596_3682.N1	13-NOV-2006 10:03:27	Twilight	35.000	100	4Gam Crv	2.5800	13100.	70	24596	No
114	GOM_NL__2PRFIN20061113_100458_000000362052_00494_24596_3683.N1	13-NOV-2006 10:04:58	Twilight	35.500	171	2Eps Crv	3.0010	4250.0	71	24596	No
115	GOM_NL__2PRFIN20061113_101407_000000342052_00494_24596_3684.N1	13-NOV-2006 10:14:07	Dark	34.000	113	Mu Vel	2.6920	5000.0	68	24596	No
116	GOM_NL__2PRFIN20061113_101713_000000332052_00495_24597_3664.N1	13-NOV-2006 10:17:13	Dark	32.500	124	The Car	2.7640	30000.	65	24597	No
117	GOM_NL__2PRFIN20061113_102057_000000362052_00495_24597_3665.N1	13-NOV-2006 10:20:57	Dark	35.500	41	Eps Car	1.8600	4100.0	71	24597	No
118	GOM_NL__2PRFIN20061113_102626_000000422052_00495_24597_3666.N1	13-NOV-2006 10:26:26	Dark	42.000	2	Alp Car	-0.73600	7000.0	84	24597	No
119	GOM_NL__2PRFIN20061113_103525_000000322052_00495_24597_3667.N1	13-NOV-2006 10:35:25	Straylight	32.000	157	The1Eri	2.9060	9300.0	64	24597	No
120	GOM_NL__2PRFIN20061113_104831_000000452052_00495_24597_3668.N1	13-NOV-2006 10:48:31	Twilight	45.000	94	92Alp Cet	2.5260	3100.0	90	24597	No
121	GOM_NL__2PRFIN20061113_105316_000000312052_00495_24597_3669.N1	13-NOV-2006 10:53:16	Bright	30.500	105	6Bet Ari	2.6450	8900.0	61	24597	No
122	GOM_NL__2PRFIN20061113_105719_000000302052_00495_24597_3670.N1	13-NOV-2006 10:57:19	Bright	30.000	173	4Bet Tri	3.0040	8900.0	60	24597	No
123	GOM_NL__2PRFIN20061113_105923_000000312052_00495_24597_3671.N1	13-NOV-2006 10:59:23	Bright	30.500	73	57Gam1And	2.2600	13100.	61	24597	No
124	GOM_NL__2PRFIN20061113_110318_000000322052_00495_24597_3672.N1	13-NOV-2006 11:03:18	Bright	32.000	160	23Gam Per	2.9300	4700.0	64	24597	No
125	GOM_NL__2PRFIN20061113_110437_000000302052_00495_24597_3673.N1	13-NOV-2006 11:04:37	Bright	29.500	76	27Gam Cas	2.3000	30000.	59	24597	No
126	GOM_NL__2PRFIN20061113_111235_000000312052_00495_24597_3674.N1	13-NOV-2006 11:12:35	Bright	31.000	49	1Alp UMi	1.9900	6300.0	62	24597	No
127	GOM_NL__2PRFIN20061113_111653_000000302052_00495_24597_3675.N1	13-NOV-2006 11:16:53	Bright	30.000	60	7Bet UMi	2.0810	3950.0	60	24597	No
128	GOM_NL__2PRFIN20061113_112022_000000312052_00495_24597_3676.N1	13-NOV-2006 11:20:22	Bright	31.000	36	50Alp UMa	1.8000	6300.0	62	24597	No
129	GOM_NL__2PRFIN20061113_112233_000000322052_00495_24597_3677.N1	13-NOV-2006 11:22:33	Bright	31.500	32	77Eps UMa	1.7630	11000.	63	24597	No
130	GOM_NL__2PRFIN20061113_112408_000000302052_00495_24597_3678.N1	13-NOV-2006 11:24:08	Bright	30.000	39	85Eta UMa	1.8540	24000.	60	24597	No
131	GOM_NL__2PRFIN20061113_112738_000000292052_00495_24597_3679.N1	13-NOV-2006 11:27:38	Bright	28.500	152	12Alp2CVn	2.8900	11000.	57	24597	No
132	GOM_NL__2PRFIN20061113_113531_000000362052_00495_24597_3680.N1	13-NOV-2006 11:35:31	Bright	36.000	62	94Bet Leo	2.1360	9700.0	72	24597	No
133	GOM_NL__2PRFIN20061113_113905_000000282052_00495_24597_3681.N1	13-NOV-2006 11:39:05	Bright	28.000	121	29Gam Vir	2.7400	7200.0	56	24597	No
134	GOM_NL__2PRFIN20061113_114404_000000372052_00495_24597_3682.N1	13-NOV-2006 11:44:04	Twilight	37.000	100	4Gam Crv	2.5800	13100.	74	24597	No
135	GOM_NL__2PRFIN20061113_114534_000000372052_00495_24597_3683.N1	13-NOV-2006 11:45:34	Twilight	36.500	171	2Eps Crv	3.0010	4250.0	73	24597	No
136	GOM_NL__2PRFIN20061113_115444_000000342052_00495_24597_3684.N1	13-NOV-2006 11:54:44	Dark	33.500	113	Mu Vel	2.6920	5000.0	67	24597	No
137	GOM_NL__2PRFIN20061113_115749_000000312052_00496_24598_3664.N1	13-NOV-2006 11:57:49	Dark	31.000	124	The Car	2.7640	30000.	62	24598	No
138	GOM_NL__2PRFIN20061113_120134_000000372052_00496_24598_3665.N1	13-NOV-2006 12:01:34	Dark	36.500	41	Eps Car	1.8600	4100.0	73	24598	No
139	GOM_NL__2PRFIN20061113_120703_000000552052_00496_24598_3666.N1	13-NOV-2006 12:07:03	Dark	54.500	2	Alp Car	-0.73600	7000.0	109	24598	No
140	GOM_NL__2PRFIN20061113_121601_000000332052_00496_24598_3667.N1	13-NOV-2006 12:16:01	Straylight	33.000	157	The1Eri	2.9060	9300.0	66	24598	No
141	GOM_NL__2PRFIN20061113_122907_000000422052_00496_24598_3668.N1	13-NOV-2006 12:29:07	Twilight	42.000	94	92Alp Cet	2.5260	3100.0	84	24598	No
142	GOM_NL__2PRFIN20061113_123352_000000312052_00496_24598_3669.N1	13-NOV-2006 12:33:52	Bright	30.500	105	6Bet Ari	2.6450	8900.0	61	24598	No
143	GOM_NL__2PRFIN20061113_123755_000000292052_00496_24598_3670.N1	13-NOV-2006 12:37:55	Bright	29.000	173	4Bet Tri	3.0040	8900.0	58	24598	No
144	GOM_NL__2PRFIN20061113_123959_000000322052_00496_24598_3671.N1	13-NOV-2006 12:39:59	Bright	31.500	73	57Gam1And	2.2600	13100.	63	24598	No
145	GOM_NL__2PRFIN20061113_124353_000000322052_00496_24598_3672.N1	13-NOV-2006 12:43:53	Bright	31.500	160	23Gam Per	2.9300	4700.0	63	24598	No
146	GOM_NL__2PRFIN20061113_124513_000000312052_00496_24598_3673.N1	13-NOV-2006 12:45:13	Bright	30.500	76	27Gam Cas	2.3000	30000.	61	24598	No
147	GOM_NL__2PRFIN20061113_125311_000000302052_00496_24598_3674.N1	13-NOV-2006 12:53:11	Bright	29.500	49	1Alp UMi	1.9900	6300.0	59	24598	No
148	GOM_NL__2PRFIN20061113_125729_000000302052_00496_24598_3675.N1	13-NOV-2006 12:57:29	Bright	30.000	60	7Bet UMi	2.0810	3950.0	60	24598	No
149	GOM_NL__2PRFIN20061113_130057_000000252052_00496_24598_3676.N1	13-NOV-2006 13:00:57	Bright	25.000	36	50Alp UMa	1.8000	6300.0	50	24598	No
150	GOM_NL__2PRFIN20061113_130309_000000312052_00496_24598_3677.N1	13-NOV-2006 13:03:09	Bright	31.000	32	77Eps UMa	1.7630	11000.	62	24598	No
151	GOM_NL__2PRFIN20061113_130444_000000282052_00496_24598_3678.N1	13-NOV-2006 13:04:44	Bright	28.000	39	85Eta UMa	1.8540	24000.	56	24598	No
152	GOM_NL__2PRFIN20061113_130814_000000302052_00496_24598_3679.N1	13-NOV-2006 13:08:14	Bright	29.500	152	12Alp2CVn	2.8900	11000.	59	24598	No
153	GOM_NL__2PRFIN20061113_131607_000000332052_00496_24598_3680.N1	13-NOV-2006 13:16:07	Bright	32.500	62	94Bet Leo	2.1360	9700.0	65	24598	No
154	GOM_NL__2PRFIN20061113_131941_000000432052_00496_24598_3681.N1	13-NOV-2006 13:19:41	Bright	42.500	121	29Gam Vir	2.7400	7200.0	85	24598	No
155	GOM_NL__2PRFIN20061113_132440_000000352052_00496_24598_3682.N1	13-NOV-2006 13:24:40	Twilight	34.500	100	4Gam Crv	2.5800	13100.	69	24598	No
156	GOM_NL__2PRFIN20061113_132610_000000382052_00496_24598_3683.N1	13-NOV-2006 13:26:10	Twilight	38.000	171	2Eps Crv	3.0010	4250.0	76	24598	No
157	GOM_NL__2PRFIN20061113_133520_000000352052_00496_24598_3684.N1	13-NOV-2006 13:35:20	Dark	35.000	113	Mu Vel	2.6920	5000.0	70	24598	No
158	GOM_NL__2PRFIN20061113_133825_000000312052_00497_24599_3664.N1	13-NOV-2006 13:38:25	Dark	30.500	124	The Car	2.7640	30000.	61	24599	No
159	GOM_NL__2PRFIN20061113_134210_000000382052_00497_24599_3665.N1	13-NOV-2006 13:42:10	Dark	37.500	41	Eps Car	1.8600	4100.0	75	24599	No
160	GOM_NL__2PRFIN20061113_134739_000000422052_00497_24599_3666.N1	13-NOV-2006 13:47:39	Dark	42.000	2	Alp Car	-0.73600	7000.0	84	24599	No

161	GOM_NL__2PRFIN20061113_135638_000000332052_00497_24599_3667.N1	13-NOV-2006 13:56:38	Straylight	33.000	157	The1Eri	2.9060	9300.0	66	24599	No
162	GOM_NL__2PRFIN20061113_140943_000000402052_00497_24599_3668.N1	13-NOV-2006 14:09:43	Twilight	40.000	94	92Alp Cet	2.5260	3100.0	80	24599	No
163	GOM_NL__2PRFIN20061113_141427_000000302052_00497_24599_3669.N1	13-NOV-2006 14:14:27	Bright	30.000	105	6Bet Ari	2.6450	8900.0	60	24599	No
164	GOM_NL__2PRFIN20061113_141831_000000302052_00497_24599_3670.N1	13-NOV-2006 14:18:31	Bright	29.500	173	4Bet Tri	3.0040	8900.0	59	24599	No
165	GOM_NL__2PRFIN20061113_142035_000000302052_00497_24599_3671.N1	13-NOV-2006 14:20:35	Bright	30.000	73	57Gam1And	2.2600	13100.	60	24599	No
166	GOM_NL__2PRFIN20061113_142429_000000332052_00497_24599_3672.N1	13-NOV-2006 14:24:29	Bright	32.500	160	23Gam Per	2.9300	4700.0	65	24599	No
167	GOM_NL__2PRFIN20061113_142549_000000302052_00497_24599_3673.N1	13-NOV-2006 14:25:49	Bright	29.500	76	27Gam Cas	2.3000	30000.	59	24599	No
168	GOM_NL__2PRFIN20061113_143347_000000282052_00497_24599_3674.N1	13-NOV-2006 14:33:47	Bright	27.500	49	1Alp UMi	1.9900	6300.0	55	24599	No
169	GOM_NL__2PRFIN20061113_143805_000000312052_00497_24599_3675.N1	13-NOV-2006 14:38:05	Bright	30.500	60	7Bet UMi	2.0810	3950.0	61	24599	No
170	GOM_NL__2PRFIN20061113_144133_000000252052_00497_24599_3676.N1	13-NOV-2006 14:41:33	Bright	25.000	36	50Alp UMa	1.8000	6300.0	50	24599	No
171	GOM_NL__2PRFIN20061113_144345_000000312052_00497_24599_3677.N1	13-NOV-2006 14:43:45	Bright	30.500	32	77Eps UMa	1.7630	11000.	61	24599	No
172	GOM_NL__2PRFIN20061113_144520_000000302052_00497_24599_3678.N1	13-NOV-2006 14:45:20	Bright	29.500	39	85Eta UMa	1.8540	24000.	59	24599	No
173	GOM_NL__2PRFIN20061113_144850_000000442052_00497_24599_3679.N1	13-NOV-2006 14:48:50	Bright	43.500	152	12Alp2CVn	2.8900	11000.	87	24599	No
174	GOM_NL__2PRFIN20061113_145643_000000342052_00497_24599_3680.N1	13-NOV-2006 14:56:43	Bright	34.000	62	94Bet Leo	2.1360	9700.0	68	24599	No
175	GOM_NL__2PRFIN20061113_150018_000000302052_00497_24599_3681.N1	13-NOV-2006 15:00:18	Bright	30.000	121	29Gam Vir	2.7400	7200.0	60	24599	No
176	GOM_NL__2PRFIN20061113_150516_000000332052_00497_24599_3682.N1	13-NOV-2006 15:05:16	Twilight	33.000	100	4Gam Crv	2.5800	13100.	66	24599	No
177	GOM_NL__2PRFIN20061113_150647_000000392052_00497_24599_3683.N1	13-NOV-2006 15:06:47	Twilight	39.000	171	2Eps Crv	3.0010	4250.0	78	24599	No
178	GOM_NL__2PRFIN20061113_151557_000000352052_00497_24599_3684.N1	13-NOV-2006 15:15:57	Dark	35.000	113	Mu Vel	2.6920	5000.0	70	24599	No
179	GOM_NL__2PRFIN20061113_151901_000000322052_00498_24600_3724.N1	13-NOV-2006 15:19:01	Dark	31.500	124	The Car	2.7640	30000.	63	24600	No
180	GOM_NL__2PRFIN20061113_152247_000000372052_00498_24600_3725.N1	13-NOV-2006 15:22:47	Dark	36.500	41	Eps Car	1.8600	4100.0	73	24600	No
181	GOM_NL__2PRFIN20061113_152816_000000422052_00498_24600_3726.N1	13-NOV-2006 15:28:16	Dark	42.000	2	Alp Car	-0.73600	7000.0	84	24600	No
182	GOM_NL__2PRFIN20061113_153714_000000352052_00498_24600_3727.N1	13-NOV-2006 15:37:14	Straylight	34.500	157	The1Eri	2.9060	9300.0	69	24600	No
183	GOM_NL__2PRFIN20061113_155019_000000512052_00498_24600_3728.N1	13-NOV-2006 15:50:19	Twilight	51.000	94	92Alp Cet	2.5260	3100.0	102	24600	No
184	GOM_NL__2PRFIN20061113_155504_000000302052_00498_24600_3729.N1	13-NOV-2006 15:55:04	Bright	29.500	105	6Bet Ari	2.6450	8900.0	59	24600	No
185	GOM_NL__2PRFIN20061113_155907_000000302052_00498_24600_3730.N1	13-NOV-2006 15:59:07	Bright	29.500	173	4Bet Tri	3.0040	8900.0	59	24600	No
186	GOM_NL__2PRFIN20061113_160111_000000312052_00498_24600_3731.N1	13-NOV-2006 16:01:11	Bright	30.500	73	57Gam1And	2.2600	13100.	61	24600	No
187	GOM_NL__2PRFIN20061113_160504_000000322052_00498_24600_3732.N1	13-NOV-2006 16:05:04	Bright	32.000	160	23Gam Per	2.9300	4700.0	64	24600	No
188	GOM_NL__2PRFIN20061113_160625_000000292052_00498_24600_3733.N1	13-NOV-2006 16:06:25	Bright	28.500	76	27Gam Cas	2.3000	30000.	57	24600	No
189	GOM_NL__2PRFIN20061113_161423_000000302052_00498_24600_3734.N1	13-NOV-2006 16:14:23	Bright	30.000	49	1Alp UMi	1.9900	6300.0	60	24600	No
190	GOM_NL__2PRFIN20061113_161841_000000312052_00498_24600_3735.N1	13-NOV-2006 16:18:41	Bright	30.500	60	7Bet UMi	2.0810	3950.0	61	24600	No
191	GOM_NL__2PRFIN20061113_162421_000000322052_00498_24600_3736.N1	13-NOV-2006 16:24:21	Bright	32.000	32	77Eps UMa	1.7630	11000.	64	24600	No
192	GOM_NL__2PRFIN20061113_162556_000000302052_00498_24600_3737.N1	13-NOV-2006 16:25:56	Bright	29.500	39	85Eta UMa	1.8540	24000.	59	24600	No
193	GOM_NL__2PRFIN20061113_162926_000000292052_00498_24600_3738.N1	13-NOV-2006 16:29:26	Bright	28.500	152	12Alp2CVn	2.8900	11000.	57	24600	No
194	GOM_NL__2PRFIN20061113_163720_000000352052_00498_24600_3739.N1	13-NOV-2006 16:37:20	Bright	35.000	62	94Bet Leo	2.1360	9700.0	70	24600	No
195	GOM_NL__2PRFIN20061113_164054_000000312052_00498_24600_3740.N1	13-NOV-2006 16:40:54	Bright	31.000	121	29Gam Vir	2.7400	7200.0	62	24600	No
196	GOM_NL__2PRFIN20061113_164553_000000332052_00498_24600_3741.N1	13-NOV-2006 16:45:53	Twilight	33.000	100	4Gam Crv	2.5800	13100.	66	24600	No
197	GOM_NL__2PRFIN20061113_164723_000000322052_00498_24600_3742.N1	13-NOV-2006 16:47:23	Twilight	32.000	171	2Eps Crv	3.0010	4250.0	64	24600	No
198	GOM_NL__2PRFIN20061113_165634_000000372052_00498_24600_3743.N1	13-NOV-2006 16:56:34	Dark	37.000	113	Mu Vel	2.6920	5000.0	74	24600	No
199	GOM_NL__2PRFIN20061113_165938_000000322052_00499_24601_3724.N1	13-NOV-2006 16:59:38	Dark	32.000	124	The Car	2.7640	30000.	64	24601	No
200	GOM_NL__2PRFIN20061113_170324_000000362052_00499_24601_3725.N1	13-NOV-2006 17:03:24	Dark	36.000	41	Eps Car	1.8600	4100.0	72	24601	No
201	GOM_NL__2PRFIN20061113_170853_000000442052_00499_24601_3726.N1	13-NOV-2006 17:08:53	Dark	43.500	2	Alp Car	-0.73600	7000.0	87	24601	No
202	GOM_NL__2PRFIN20061113_171750_000000342052_00499_24601_3727.N1	13-NOV-2006 17:17:50	Straylight	34.000	157	The1Eri	2.9060	9300.0	68	24601	No
203	GOM_NL__2PRFIN20061113_173055_000000452052_00499_24601_3728.N1	13-NOV-2006 17:30:55	Twilight	44.500	94	92Alp Cet	2.5260	3100.0	89	24601	No
204	GOM_NL__2PRFIN20061113_173539_000000312052_00499_24601_3729.N1	13-NOV-2006 17:35:39	Bright	30.500	105	6Bet Ari	2.6450	8900.0	61	24601	No
205	GOM_NL__2PRFIN20061113_173942_000000302052_00499_24601_3730.N1	13-NOV-2006 17:39:42	Bright	30.000	173	4Bet Tri	3.0040	8900.0	60	24601	No
206	GOM_NL__2PRFIN20061113_174146_000000312052_00499_24601_3731.N1	13-NOV-2006 17:41:46	Bright	30.500	73	57Gam1And	2.2600	13100.	61	24601	No
207	GOM_NL__2PRFIN20061113_174540_000000332052_00499_24601_3732.N1	13-NOV-2006 17:45:40	Bright	32.500	160	23Gam Per	2.9300	4700.0	65	24601	No
208	GOM_NL__2PRFIN20061113_174701_000000302052_00499_24601_3733.N1	13-NOV-2006 17:47:01	Bright	30.000	76	27Gam Cas	2.3000	30000.	60	24601	No
209	GOM_NL__2PRFIN20061113_175459_000000322052_00499_24601_3734.N1	13-NOV-2006 17:54:59	Bright	31.500	49	1Alp UMi	1.9900	6300.0	63	24601	No
210	GOM_NL__2PRFIN20061113_175917_000000312052_00499_24601_3735.N1	13-NOV-2006 17:59:17	Bright	30.500	60	7Bet UMi	2.0810	3950.0	61	24601	No
211	GOM_NL__2PRFIN20061113_180457_000000292052_00499_24601_3736.N1	13-NOV-2006 18:04:57	Bright	29.000	32	77Eps UMa	1.7630	11000.	58	24601	No
212	GOM_NL__2PRFIN20061113_180633_000000322052_00499_24601_3737.N1	13-NOV-2006 18:06:33	Bright	31.500	39	85Eta UMa	1.8540	24000.	63	24601	No
213	GOM_NL__2PRFIN20061113_181002_000000312052_00499_24601_3738.N1	13-NOV-2006 18:10:02	Bright	31.000	152	12Alp2CVn	2.8900	11000.	62	24601	No
214	GOM_NL__2PRFIN20061113_181756_000000342052_00499_24601_3739.N1	13-NOV-2006 18:17:56	Bright	34.000	62	94Bet Leo	2.1360	9700.0	68	24601	No
215	GOM_NL__2PRFIN20061113_182130_000000302052_00499_24601_3740.N1	13-NOV-2006 18:21:30	Bright	30.000	121	29Gam Vir	2.7400	7200.0	60	24601	No
216	GOM_NL__2PRFIN20061113_182629_000000342052_00499_24601_3741.N1	13-NOV-2006 18:26:29	Twilight	34.000	100	4Gam Crv	2.5800	13100.	68	24601	No
217	GOM_NL__2PRFIN20061113_182800_000000402052_00499_24601_3742.N1	13-NOV-2006 18:28:00	Twilight	39.500	171	2Eps Crv	3.0010	4250.0	79	24601	No
218	GOM_NL__2PRFIN20061113_183710_000000382052_00499_24601_3743.N1	13-NOV-2006 18:37:10	Dark	38.000	113	Mu Vel	2.6920	5000.0	76	24601	No
219	GOM_NL__2PRFIN20061113_184014_000000322052_00500_24602_3724.N1	13-NOV-2006 18:40:14	Dark	31.500	124	The Car	2.7640	30000.	63	24602	No

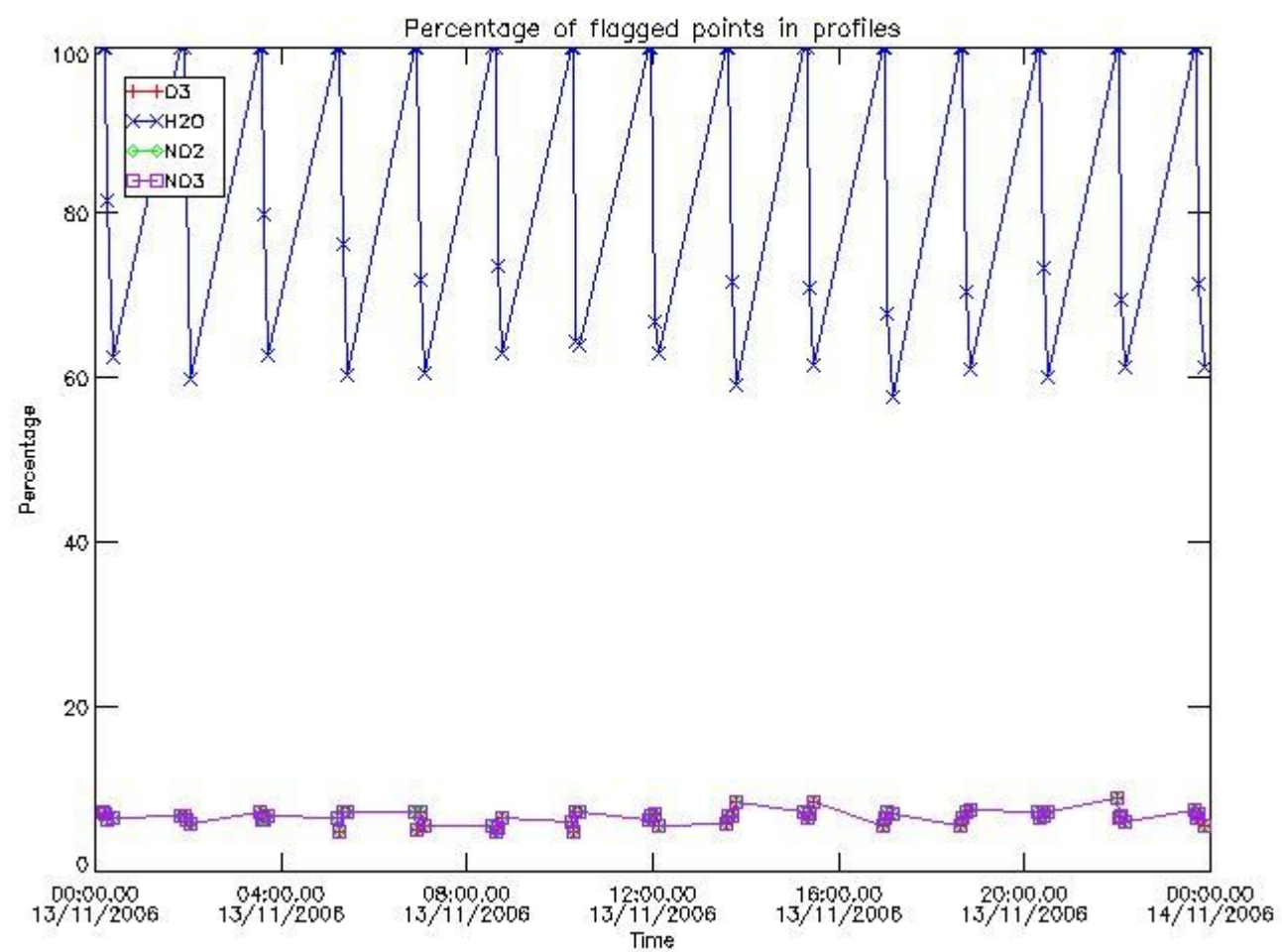
220	GOM_NL__2PRFIN20061113_184400_000000362052_00500_24602_3725.N1	13-NOV-2006 18:44:00	Dark	36.000	41	Eps Car	1.8600	4100.0	72	24602	No
221	GOM_NL__2PRFIN20061113_184929_000000412052_00500_24602_3726.N1	13-NOV-2006 18:49:29	Dark	41.000	2	Alp Car	-0.73600	7000.0	82	24602	No
222	GOM_NL__2PRFIN20061113_185826_000000342052_00500_24602_3727.N1	13-NOV-2006 18:58:26	Straylight	34.000	157	The1Eri	2.9060	9300.0	68	24602	No
223	GOM_NL__2PRFIN20061113_191131_000000422052_00500_24602_3728.N1	13-NOV-2006 19:11:31	Twi_and_stray	42.000	94	92Alp Cet	2.5260	3100.0	84	24602	No
224	GOM_NL__2PRFIN20061113_191615_000000322052_00500_24602_3729.N1	13-NOV-2006 19:16:15	Bright	31.500	105	6Bet Ari	2.6450	8900.0	63	24602	No
225	GOM_NL__2PRFIN20061113_192018_000000312052_00500_24602_3730.N1	13-NOV-2006 19:20:18	Bright	30.500	173	4Bet Tri	3.0040	8900.0	61	24602	No
226	GOM_NL__2PRFIN20061113_192222_000000312052_00500_24602_3731.N1	13-NOV-2006 19:22:22	Bright	31.000	73	57Gam1And	2.2600	13100.	62	24602	No
227	GOM_NL__2PRFIN20061113_192616_000000312052_00500_24602_3732.N1	13-NOV-2006 19:26:16	Bright	31.000	160	23Gam Per	2.9300	4700.0	62	24602	No
228	GOM_NL__2PRFIN20061113_192737_000000302052_00500_24602_3733.N1	13-NOV-2006 19:27:37	Bright	29.500	76	27Gam Cas	2.3000	30000.	59	24602	No
229	GOM_NL__2PRFIN20061113_193535_000000302052_00500_24602_3734.N1	13-NOV-2006 19:35:35	Bright	29.500	49	1Alp UMi	1.9900	6300.0	59	24602	No
230	GOM_NL__2PRFIN20061113_193953_000000322052_00500_24602_3735.N1	13-NOV-2006 19:39:53	Bright	31.500	60	7Bet UMi	2.0810	3950.0	63	24602	No
231	GOM_NL__2PRFIN20061113_194533_000000322052_00500_24602_3736.N1	13-NOV-2006 19:45:33	Bright	31.500	32	77Eps UMa	1.7630	11000.	63	24602	No
232	GOM_NL__2PRFIN20061113_194709_000000312052_00500_24602_3737.N1	13-NOV-2006 19:47:09	Bright	30.500	39	85Eta UMa	1.8540	24000.	61	24602	No
233	GOM_NL__2PRFIN20061113_195832_000000362052_00500_24602_3738.N1	13-NOV-2006 19:58:32	Bright	35.500	62	94Bet Leo	2.1360	9700.0	71	24602	No
234	GOM_NL__2PRFIN20061113_200206_000000302052_00500_24602_3739.N1	13-NOV-2006 20:02:06	Bright	29.500	121	29Gam Vir	2.7400	7200.0	59	24602	No
235	GOM_NL__2PRFIN20061113_200706_000000372052_00500_24602_3740.N1	13-NOV-2006 20:07:06	Twi_and_stray	36.500	100	4Gam Crv	2.5800	13100.	73	24602	No
236	GOM_NL__2PRFIN20061113_200836_000000372052_00500_24602_3741.N1	13-NOV-2006 20:08:36	Twilight	37.000	171	2Eps Crv	3.0010	4250.0	74	24602	No
237	GOM_NL__2PRFIN20061113_201747_000000352052_00500_24602_3742.N1	13-NOV-2006 20:17:47	Dark	35.000	113	Mu Vel	2.6920	5000.0	70	24602	No
238	GOM_NL__2PRFIN20061113_202050_000000322052_00501_24603_3724.N1	13-NOV-2006 20:20:50	Dark	31.500	124	The Car	2.7640	30000.	63	24603	No
239	GOM_NL__2PRFIN20061113_202437_000000382052_00501_24603_3725.N1	13-NOV-2006 20:24:37	Dark	38.000	41	Eps Car	1.8600	4100.0	76	24603	No
240	GOM_NL__2PRFIN20061113_203006_000000432052_00501_24603_3726.N1	13-NOV-2006 20:30:06	Dark	42.500	2	Alp Car	-0.73600	7000.0	85	24603	No
241	GOM_NL__2PRFIN20061113_203902_000000342052_00501_24603_3727.N1	13-NOV-2006 20:39:02	Straylight	33.500	157	The1Eri	2.9060	9300.0	67	24603	No
242	GOM_NL__2PRFIN20061113_205207_000000402052_00501_24603_3728.N1	13-NOV-2006 20:52:07	Twi_and_stray	39.500	94	92Alp Cet	2.5260	3100.0	79	24603	No
243	GOM_NL__2PRFIN20061113_205651_000000312052_00501_24603_3729.N1	13-NOV-2006 20:56:51	Bright	30.500	105	6Bet Ari	2.6450	8900.0	61	24603	No
244	GOM_NL__2PRFIN20061113_210054_000000312052_00501_24603_3730.N1	13-NOV-2006 21:00:54	Bright	30.500	173	4Bet Tri	3.0040	8900.0	61	24603	No
245	GOM_NL__2PRFIN20061113_210258_000000312052_00501_24603_3731.N1	13-NOV-2006 21:02:58	Bright	31.000	73	57Gam1And	2.2600	13100.	62	24603	No
246	GOM_NL__2PRFIN20061113_210651_000000332052_00501_24603_3732.N1	13-NOV-2006 21:06:51	Bright	32.500	160	23Gam Per	2.9300	4700.0	65	24603	No
247	GOM_NL__2PRFIN20061113_210813_000000462052_00501_24603_3733.N1	13-NOV-2006 21:08:13	Bright	45.500	76	27Gam Cas	2.3000	30000.	91	24603	No
248	GOM_NL__2PRFIN20061113_211611_000000282052_00501_24603_3734.N1	13-NOV-2006 21:16:11	Bright	27.500	49	1Alp UMi	1.9900	6300.0	55	24603	No
249	GOM_NL__2PRFIN20061113_212029_000000282052_00501_24603_3735.N1	13-NOV-2006 21:20:29	Bright	28.000	60	7Bet UMi	2.0810	3950.0	56	24603	No
250	GOM_NL__2PRFIN20061113_212609_000000312052_00501_24603_3736.N1	13-NOV-2006 21:26:09	Bright	30.500	32	77Eps UMa	1.7630	11000.	61	24603	No
251	GOM_NL__2PRFIN20061113_212745_000000312052_00501_24603_3737.N1	13-NOV-2006 21:27:45	Bright	30.500	39	85Eta UMa	1.8540	24000.	61	24603	No
252	GOM_NL__2PRFIN20061113_213114_000000292052_00501_24603_3738.N1	13-NOV-2006 21:31:14	Bright	29.000	152	12Alp2CVn	2.8900	11000.	58	24603	No
253	GOM_NL__2PRFIN20061113_213909_000000332052_00501_24603_3739.N1	13-NOV-2006 21:39:09	Bright	32.500	62	94Bet Leo	2.1360	9700.0	65	24603	No
254	GOM_NL__2PRFIN20061113_214243_000000292052_00501_24603_3740.N1	13-NOV-2006 21:42:43	Bright	28.500	121	29Gam Vir	2.7400	7200.0	57	24603	No
255	GOM_NL__2PRFIN20061113_214742_000000352052_00501_24603_3741.N1	13-NOV-2006 21:47:42	Twi_and_stray	34.500	100	4Gam Crv	2.5800	13100.	69	24603	No
256	GOM_NL__2PRFIN20061113_214912_000000382052_00501_24603_3742.N1	13-NOV-2006 21:49:12	Twilight	37.500	171	2Eps Crv	3.0010	4250.0	75	24603	No
257	GOM_NL__2PRFIN20061113_215823_000000352052_00501_24603_3743.N1	13-NOV-2006 21:58:23	Dark	34.500	113	Mu Vel	2.6920	5000.0	69	24603	No
258	GOM_NL__2PRFIN20061113_220126_000000322053_00001_24604_3724.N1	13-NOV-2006 22:01:26	Dark	32.000	124	The Car	2.7640	30000.	64	24604	No
259	GOM_NL__2PRFIN20061113_220513_000000382053_00001_24604_3725.N1	13-NOV-2006 22:05:13	Dark	38.000	41	Eps Car	1.8600	4100.0	76	24604	No
260	GOM_NL__2PRFIN20061113_221042_000000522053_00001_24604_3726.N1	13-NOV-2006 22:10:42	Dark	51.500	2	Alp Car	-0.73600	7000.0	103	24604	No
261	GOM_NL__2PRFIN20061113_221939_000000312053_00001_24604_3727.N1	13-NOV-2006 22:19:39	Straylight	31.000	157	The1Eri	2.9060	9300.0	62	24604	No
262	GOM_NL__2PRFIN20061113_223243_000000402053_00001_24604_3728.N1	13-NOV-2006 22:32:43	Twi_and_stray	40.000	94	92Alp Cet	2.5260	3100.0	80	24604	No
263	GOM_NL__2PRFIN20061113_223727_000000312053_00001_24604_3729.N1	13-NOV-2006 22:37:27	Bright	30.500	105	6Bet Ari	2.6450	8900.0	61	24604	No
264	GOM_NL__2PRFIN20061113_224130_000000302053_00001_24604_3730.N1	13-NOV-2006 22:41:30	Bright	29.500	173	4Bet Tri	3.0040	8900.0	59	24604	No
265	GOM_NL__2PRFIN20061113_224334_000000312053_00001_24604_3731.N1	13-NOV-2006 22:43:34	Bright	31.000	73	57Gam1And	2.2600	13100.	62	24604	No
266	GOM_NL__2PRFIN20061113_224727_000000322053_00001_24604_3732.N1	13-NOV-2006 22:47:27	Bright	32.000	160	23Gam Per	2.9300	4700.0	64	24604	No
267	GOM_NL__2PRFIN20061113_224849_000000282053_00001_24604_3733.N1	13-NOV-2006 22:48:49	Bright	28.000	76	27Gam Cas	2.3000	30000.	56	24604	No
268	GOM_NL__2PRFIN20061113_225647_000000302053_00001_24604_3734.N1	13-NOV-2006 22:56:47	Bright	30.000	49	1Alp UMi	1.9900	6300.0	60	24604	No
269	GOM_NL__2PRFIN20061113_230105_000000302053_00001_24604_3735.N1	13-NOV-2006 23:01:05	Bright	30.000	60	7Bet UMi	2.0810	3950.0	60	24604	No
270	GOM_NL__2PRFIN20061113_230645_000000322053_00001_24604_3736.N1	13-NOV-2006 23:06:45	Bright	31.500	32	77Eps UMa	1.7630	11000.	63	24604	No
271	GOM_NL__2PRFIN20061113_230821_000000302053_00001_24604_3737.N1	13-NOV-2006 23:08:21	Bright	30.000	39	85Eta UMa	1.8540	24000.	60	24604	No
272	GOM_NL__2PRFIN20061113_231150_000000292053_00001_24604_3738.N1	13-NOV-2006 23:11:50	Bright	29.000	152	12Alp2CVn	2.8900	11000.	58	24604	No
273	GOM_NL__2PRFIN20061113_231945_000000352053_00001_24604_3739.N1	13-NOV-2006 23:19:45	Bright	34.500	62	94Bet Leo	2.1360	9700.0	69	24604	No
274	GOM_NL__2PRFIN20061113_232319_000000292053_00001_24604_3740.N1	13-NOV-2006 23:23:19	Bright	28.500	121	29Gam Vir	2.7400	7200.0	57	24604	No
275	GOM_NL__2PRFIN20061113_232818_000000332053_00001_24604_3741.N1	13-NOV-2006 23:28:18	Twi_and_stray	32.500	100	4Gam Crv	2.5800	13100.	65	24604	No
276	GOM_NL__2PRFIN20061113_232948_000000352053_00001_24604_3742.N1	13-NOV-2006 23:29:48	Twilight	34.500	171	2Eps Crv	3.0010	4250.0	69	24604	No
277	GOM_NL__2PRFIN20061113_233859_000000352053_00001_24604_3743.N1	13-NOV-2006 23:38:59	Dark	34.500	113	Mu Vel	2.6920	5000.0	69	24604	No
278	GOM_NL__2PRFIN20061113_234203_000000322053_00002_24605_3724.N1	13-NOV-2006 23:42:03	Dark	31.500	124	The Car	2.7640	30000.	63	24605	No

279	GOM_NL__2PRFIN20061113_234550_000000372053_00002_24605_3725.N1	13-NOV-2006 23:45:50	Dark	37.000	41	Eps Car	1.8600	4100.0	74	24605	No
280	GOM_NL__2PRFIN20061113_235119_000000552053_00002_24605_3726.N1	13-NOV-2006 23:51:19	Dark	54.500	2	Alp Car	-0.73600	7000.0	109	24605	No

3. Quality information per product


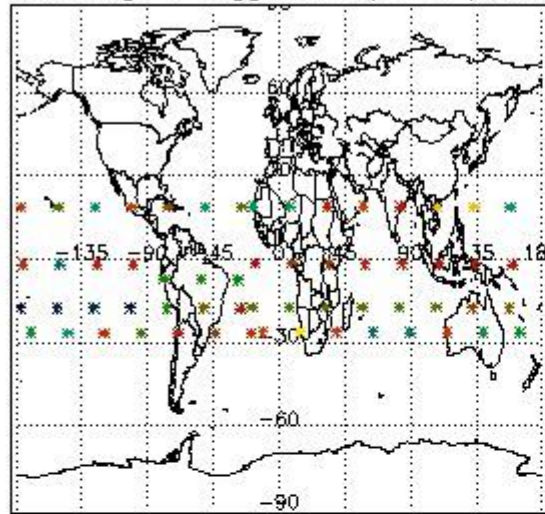
In this section it is plotted some information contained in the Quality Summary data set of the level 2 products. Only products in dark limb conditions and without errors (error flag in the MPH set to "0") are used.

3.1 Plot quality information per product (time dependant)

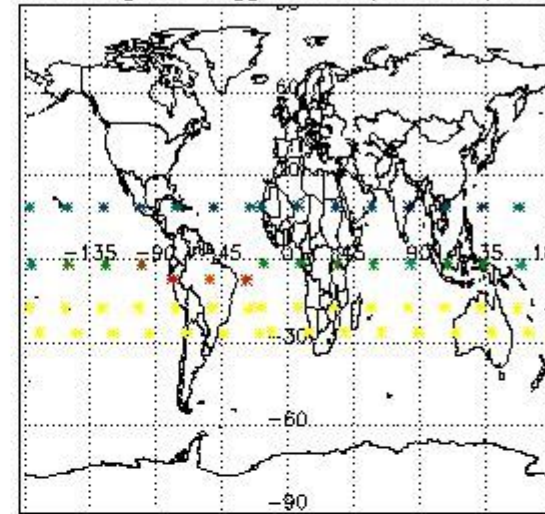


3.2 Plot quality information per product (world map)

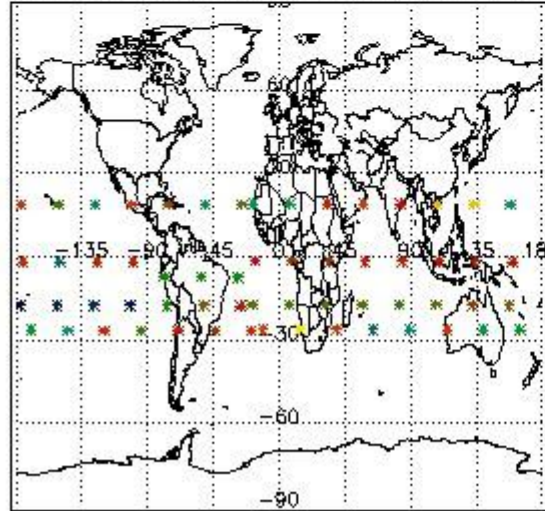
Percentage of flagged data per O3 profile



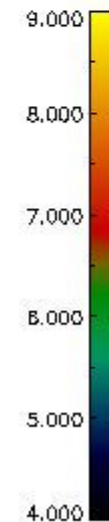
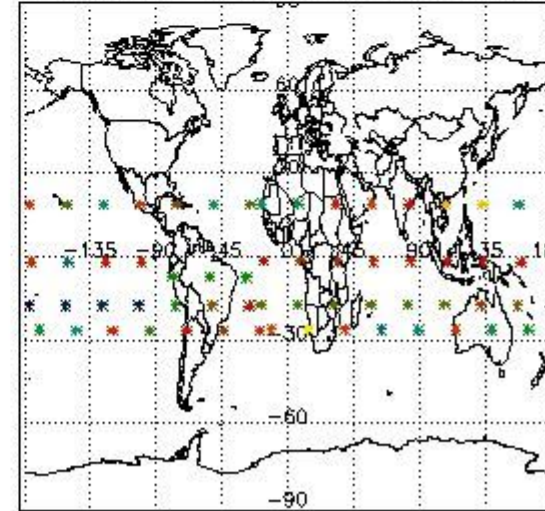
Percentage of flagged data per H2O profile



Percentage of flagged data per NO2 profile



Percentage of flagged data per NO3 profile

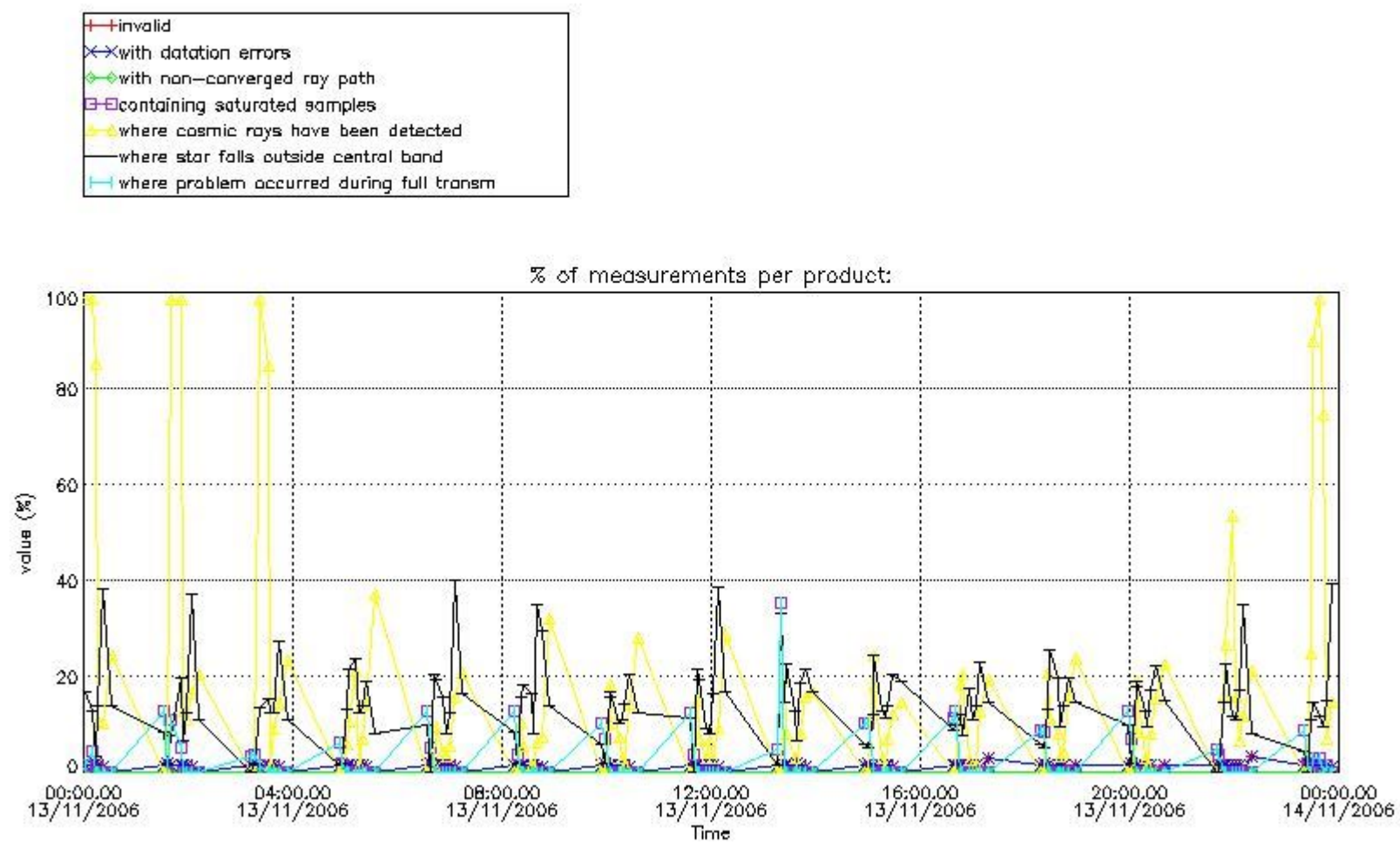


4. Level 1 quality information per product

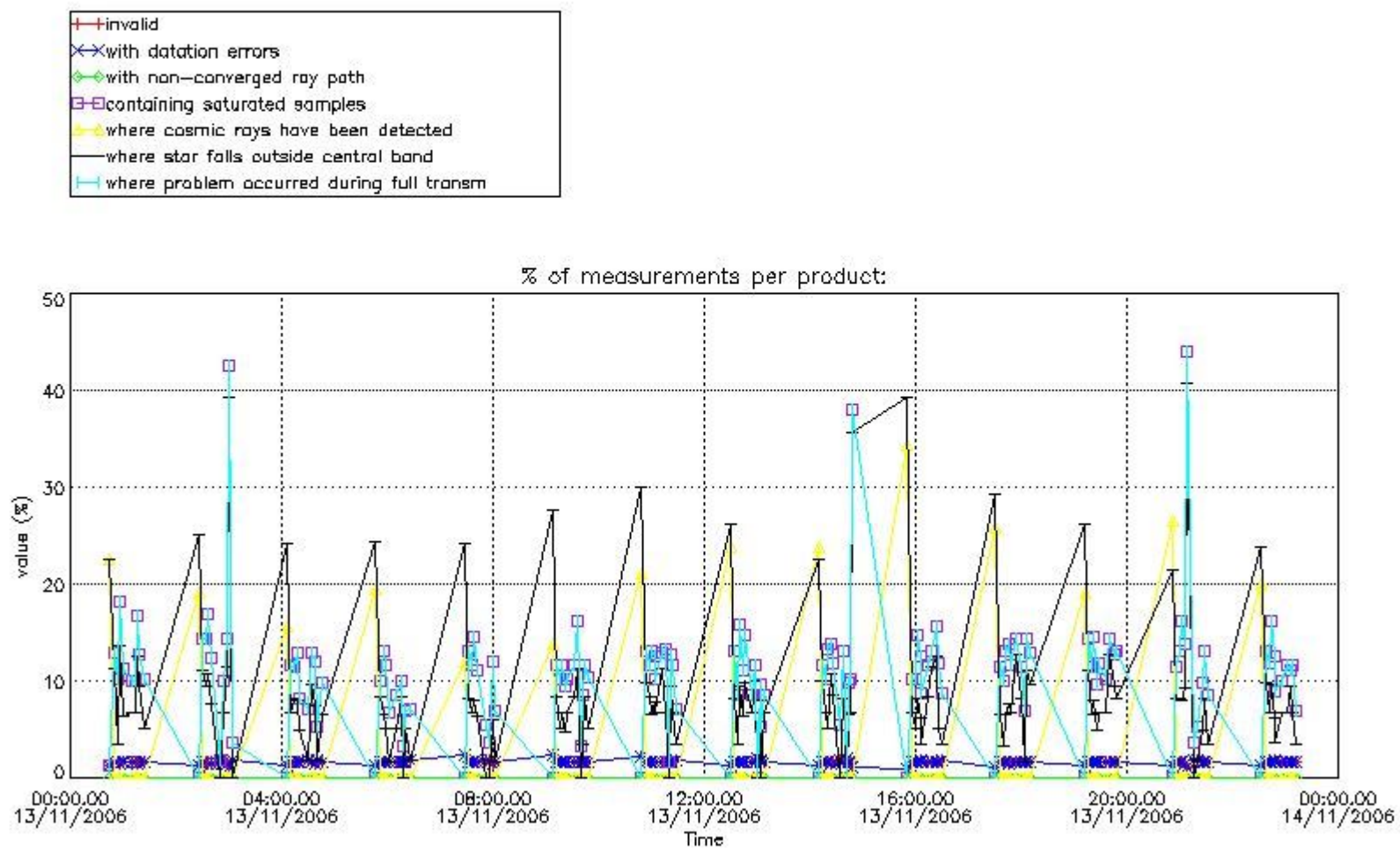
In this section it is plotted some information contained in the Quality Summary data set of the level 2 products that comes from the level 1b processing. Products without errors (error flag in the MPH set to "0") are used.

4.1 Plot quality information per product (time dependant) coming from level 1b processing

4.1.1 Plot level 1 quality information per product (time dependant): ENVISAT ASCENDING passes

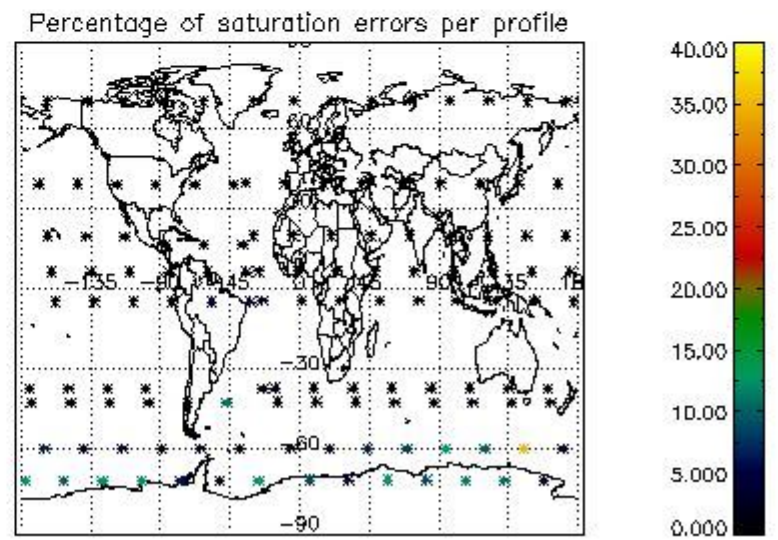
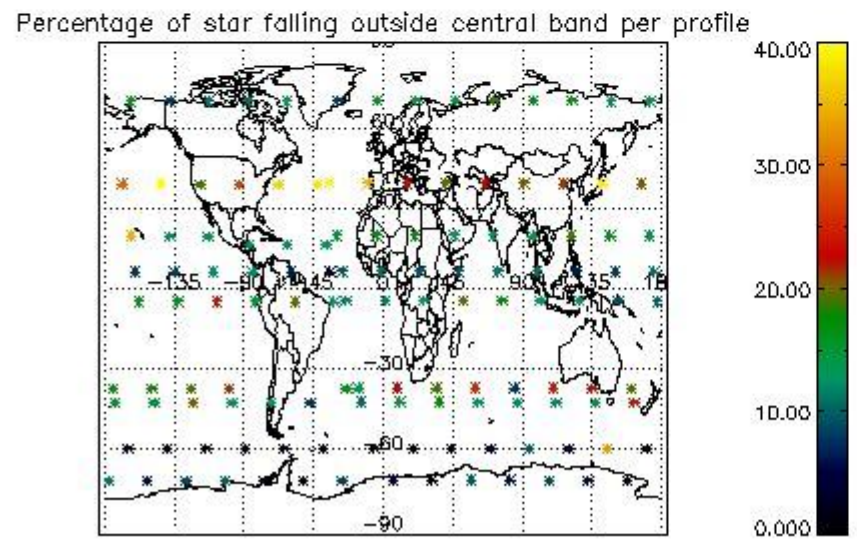
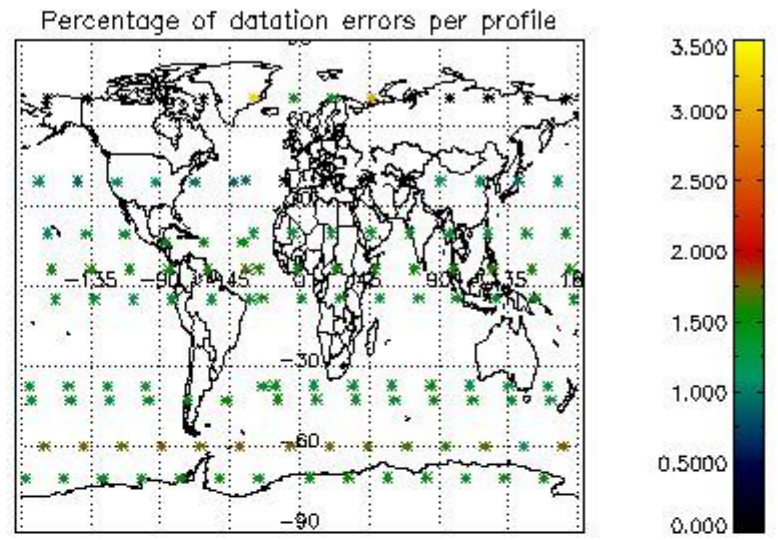
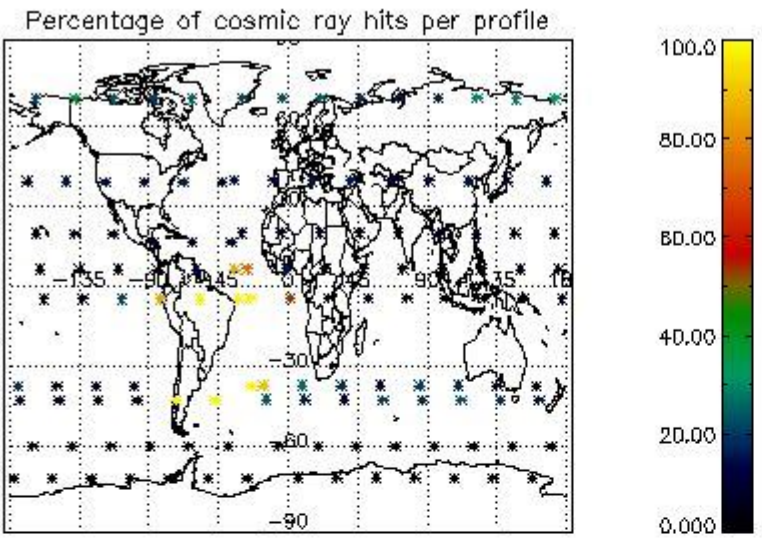


4.1.2 Plot level 1 quality information per product (time dependant): ENVI SAT DESCENDING passes

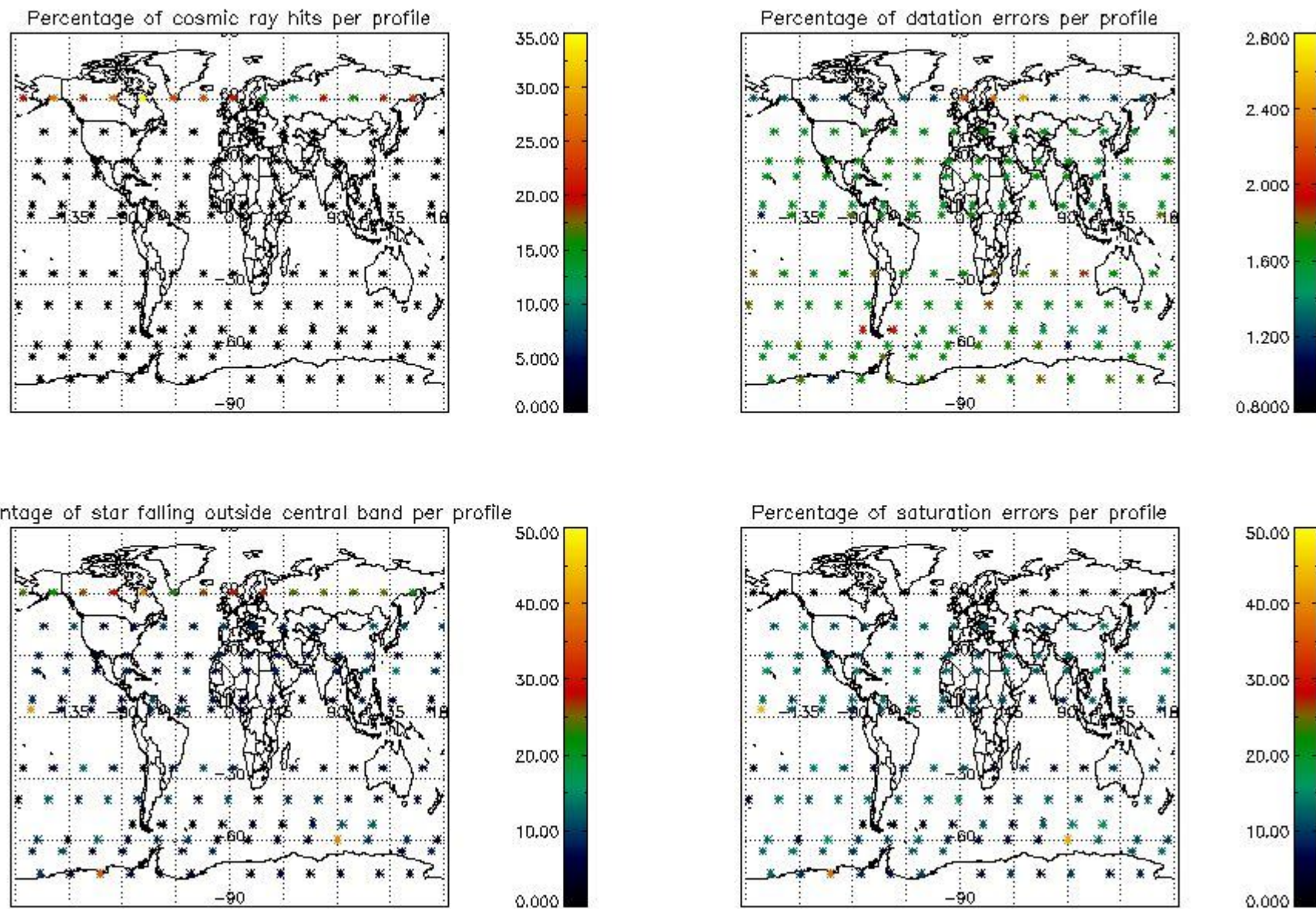


4.2 Plot quality information per product coming from level 1b processing (world map)

4.2.1 Plot level 1 quality information per product (world map): ENVISAT ASCENDING passes



4.2.2 Plot level 1 quality information per product (world map): ENVISAT DESCENDING passes



5. Trace gas profiles

5.1 Ozone statistics based on quality of products

The final quality of the products can be "measured" using the STD (Standard Deviation) attached to every point profile. This information is written to the parameter GOM_NL__2P/NL_LOCAL_SPECIES_DENSITY/o3_std of the level 2 products. The table below shows the statistics for given STD ranges.

The statistics are given with respect to the overall valid production:

- Products without fatal errors: GOM_NL__2P/MPH/PRODUCT_ERR=0
- Valid point profile: GOM_NL__2P/NL_LOCAL_SPECIES_DENSITY/pcd(0)=0

The 'Criteria' is applied to valid points of dark limb products:

- Products in dark limb illumination condition: GOM_NL__2P/NL_SUMMARY_QUALITY/obs_ill_cond=0
- Products without fatal errors: GOM_NL__2P/MPH/PRODUCT_ERR=0
- Valid point profile: GOM_NL__2P/NL_LOCAL_SPECIES_DENSITY/pcd(0)=0

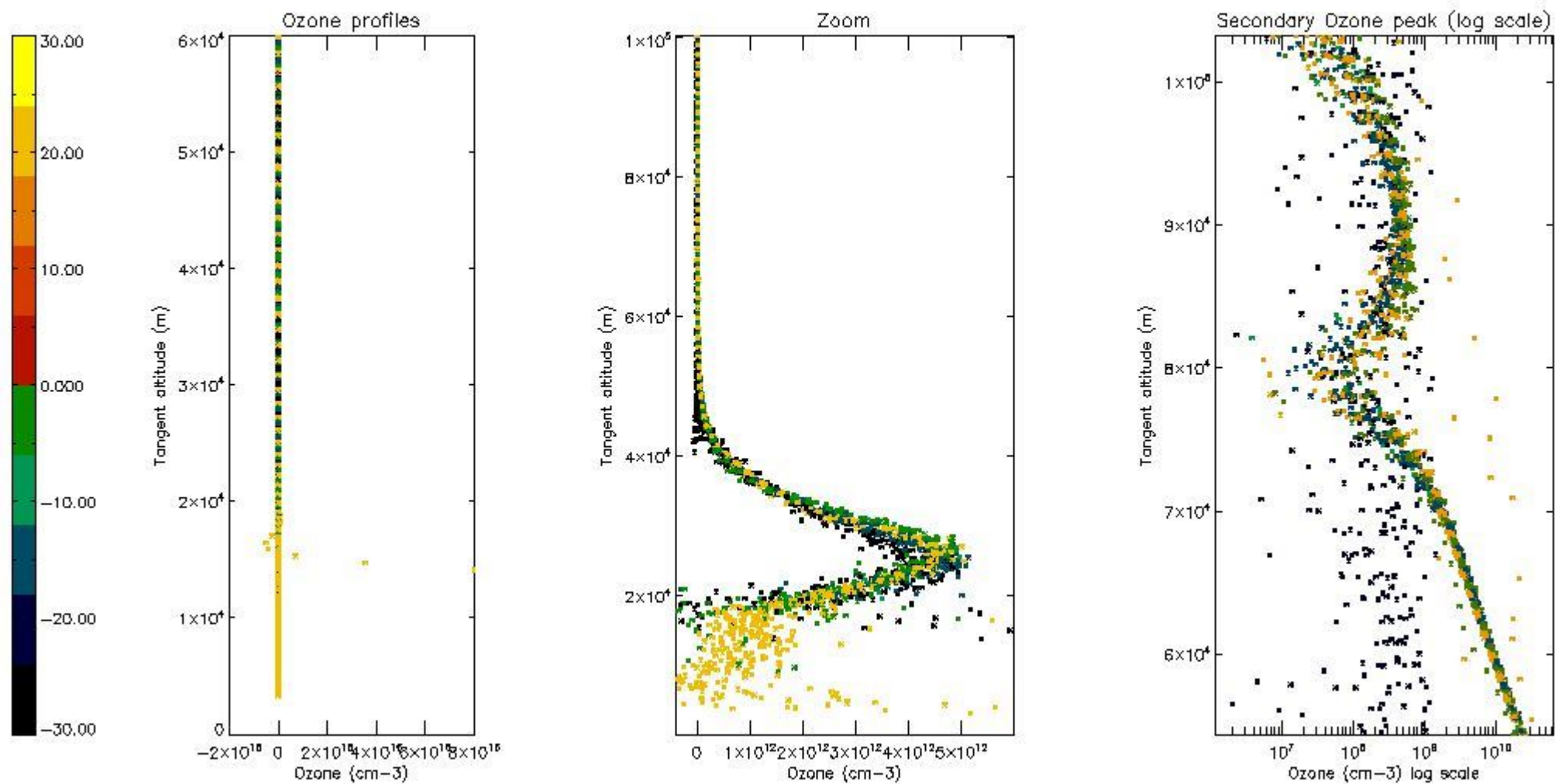
So, the table below shows the percentage of dark limb and valid observations for each criteria with respect to the overall valid daily observations.

Criteria	% of total production
All STD	24
STD < 20	15

STD < 10	12
STD < 5	7

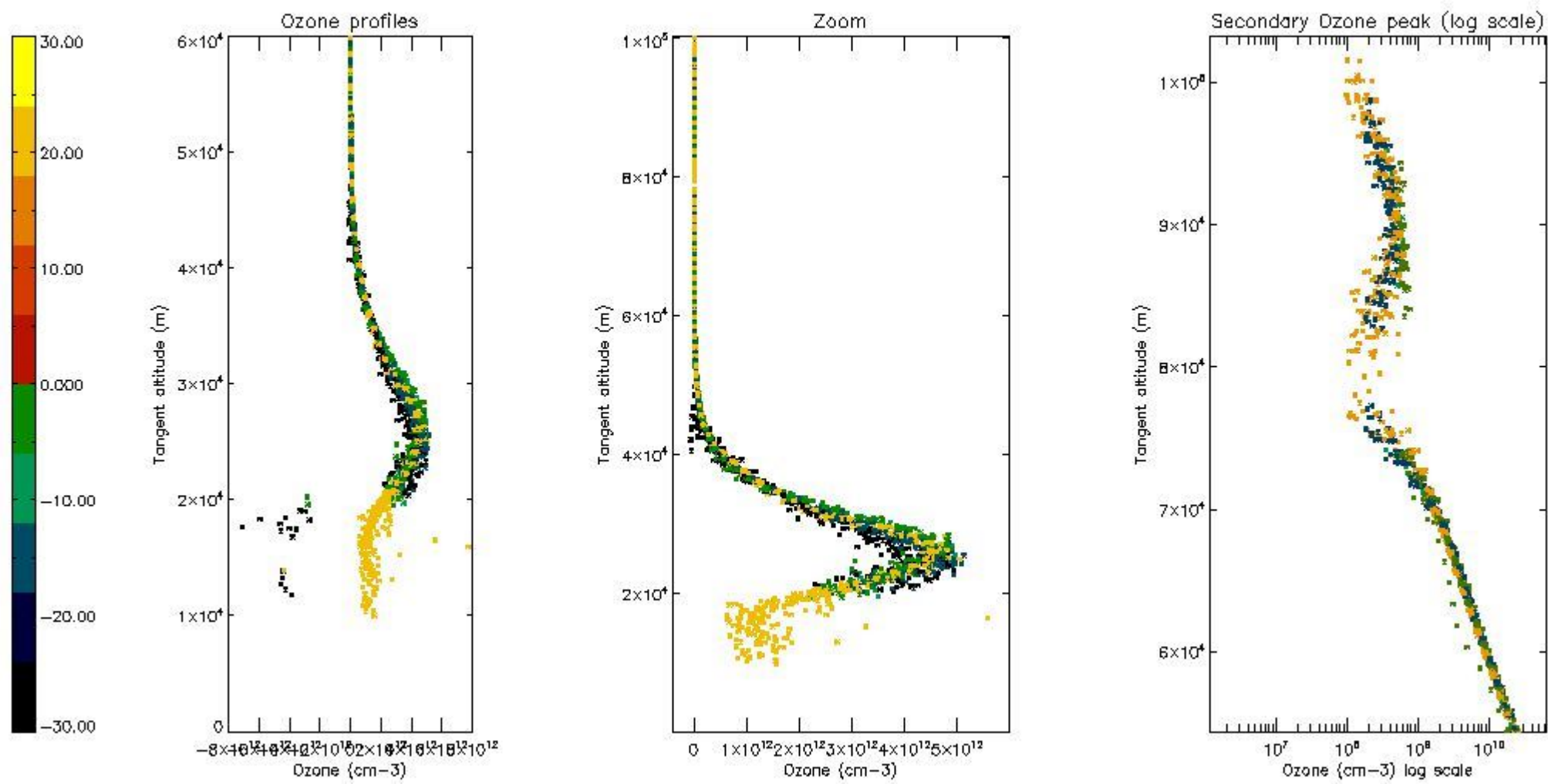
5.2 Plot ozone profiles for all STD (dark without errors)

The colorbar represents the latitude.



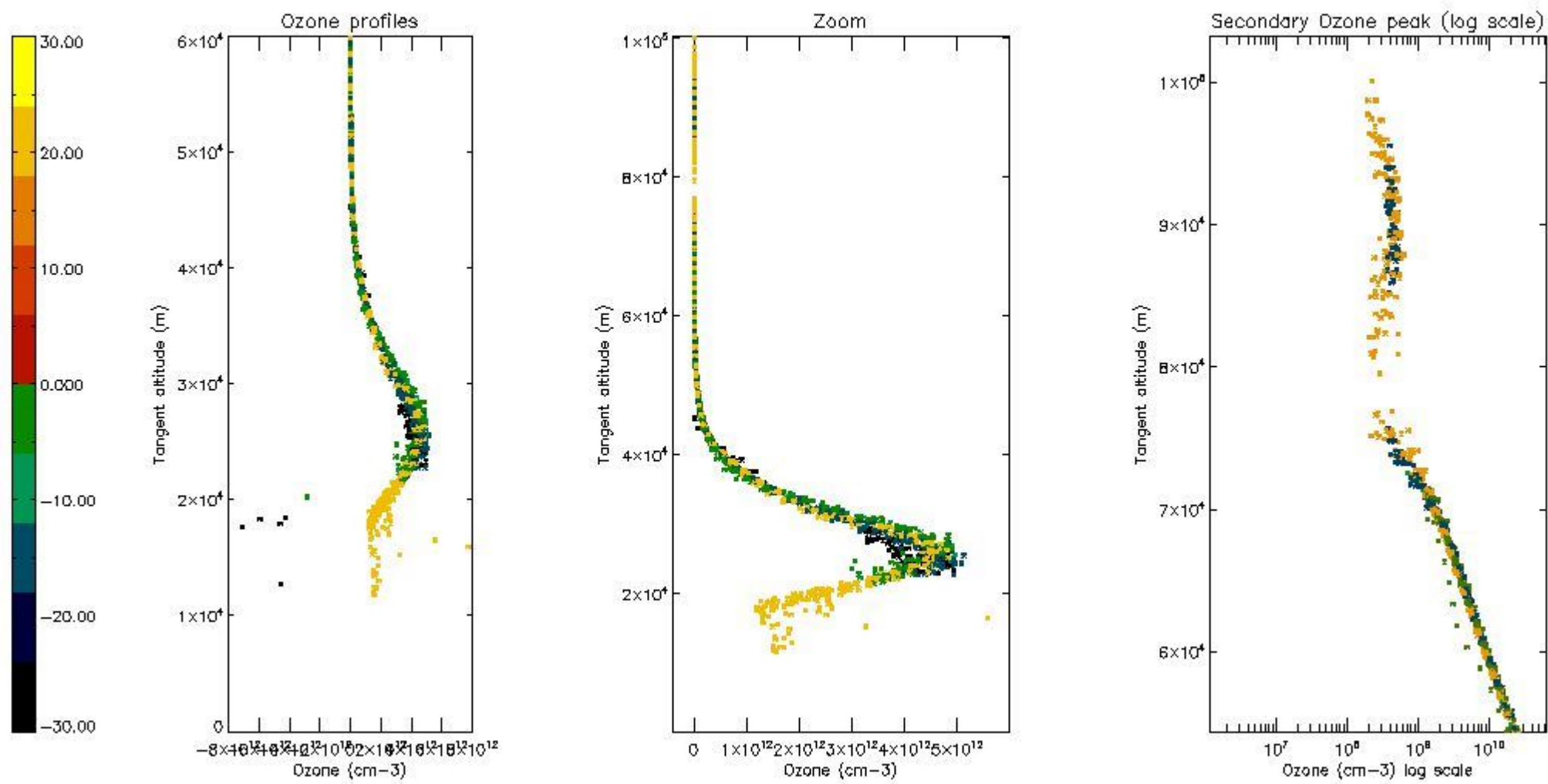
5.3 Plot ozone profiles where STD < 20% (dark without errors)

The colorbar represents the latitude.



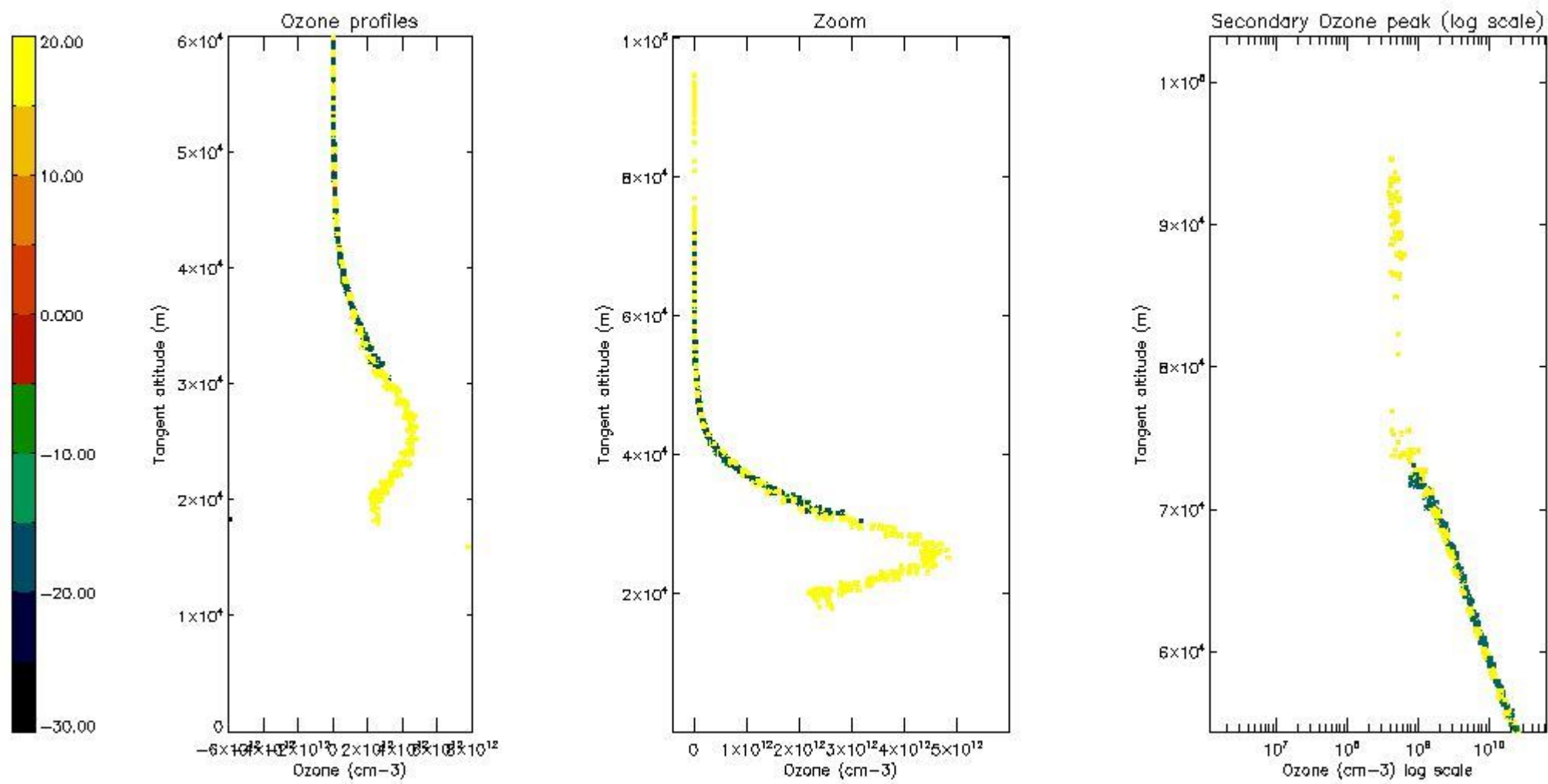
5.4 Plot ozone profiles where STD < 10% (dark without errors)

The colorbar represents the latitude.



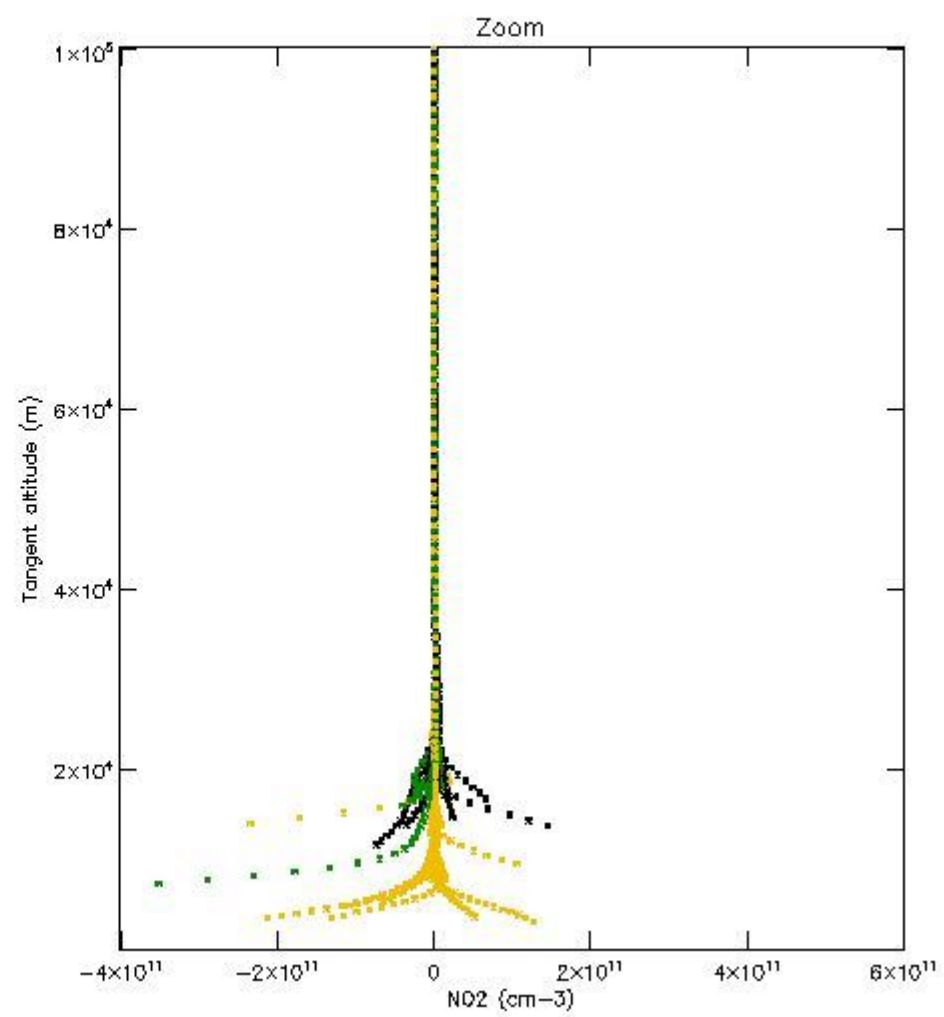
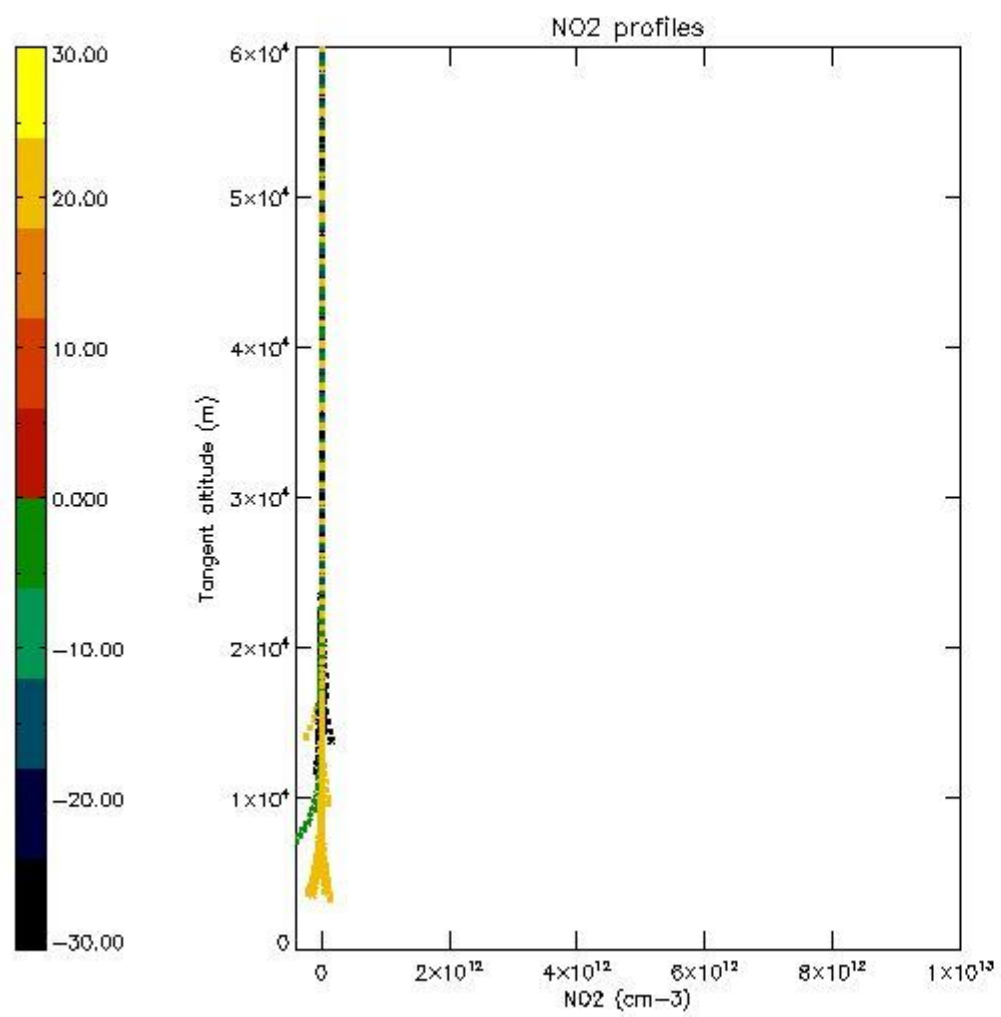
5.5 Plot ozone profiles where $STD < 5\%$ (dark without errors)

The colorbar represents the latitude.



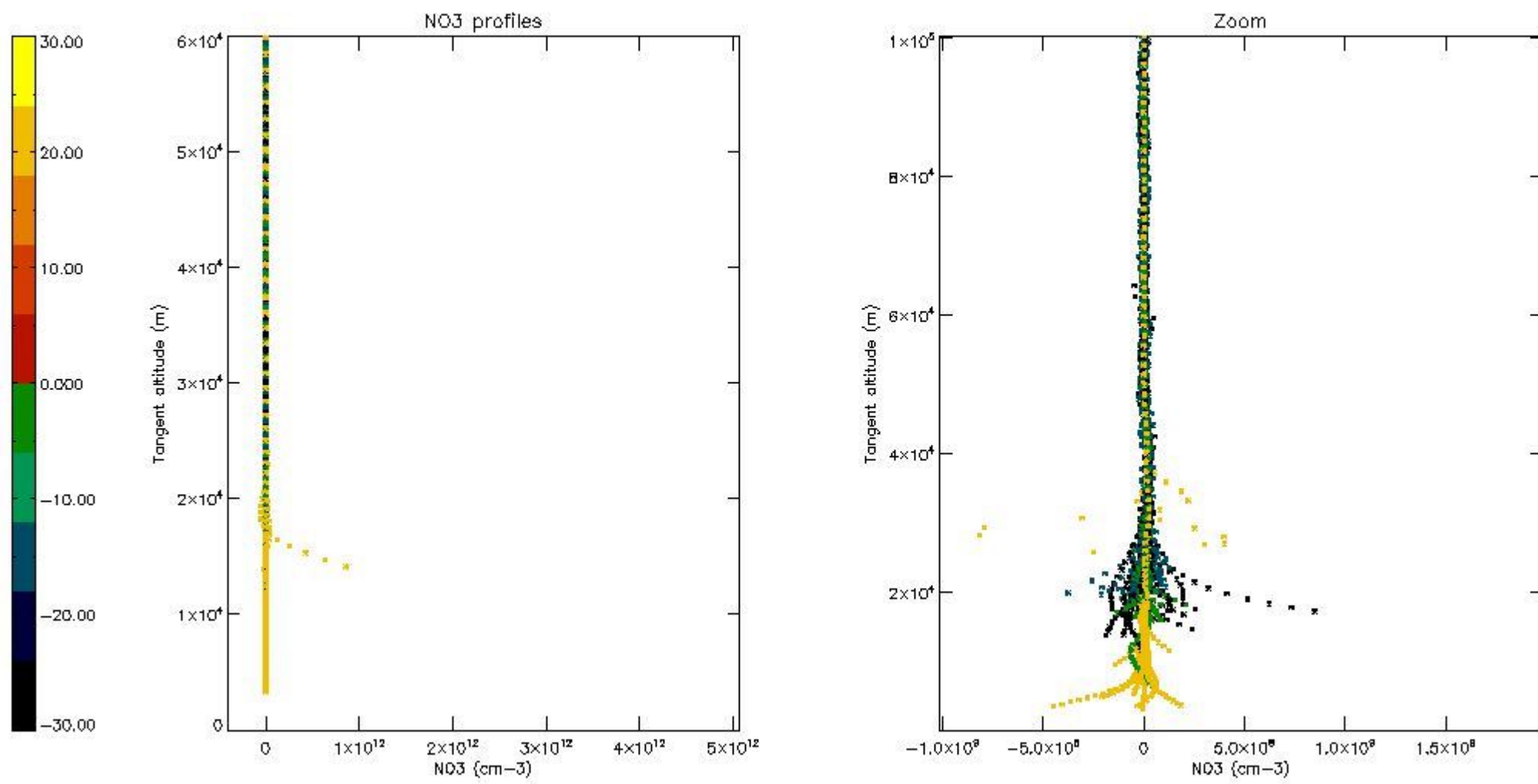
5.6 Plot NO₂ profiles for all STD (dark without errors)

The colorbar represents the latitude.



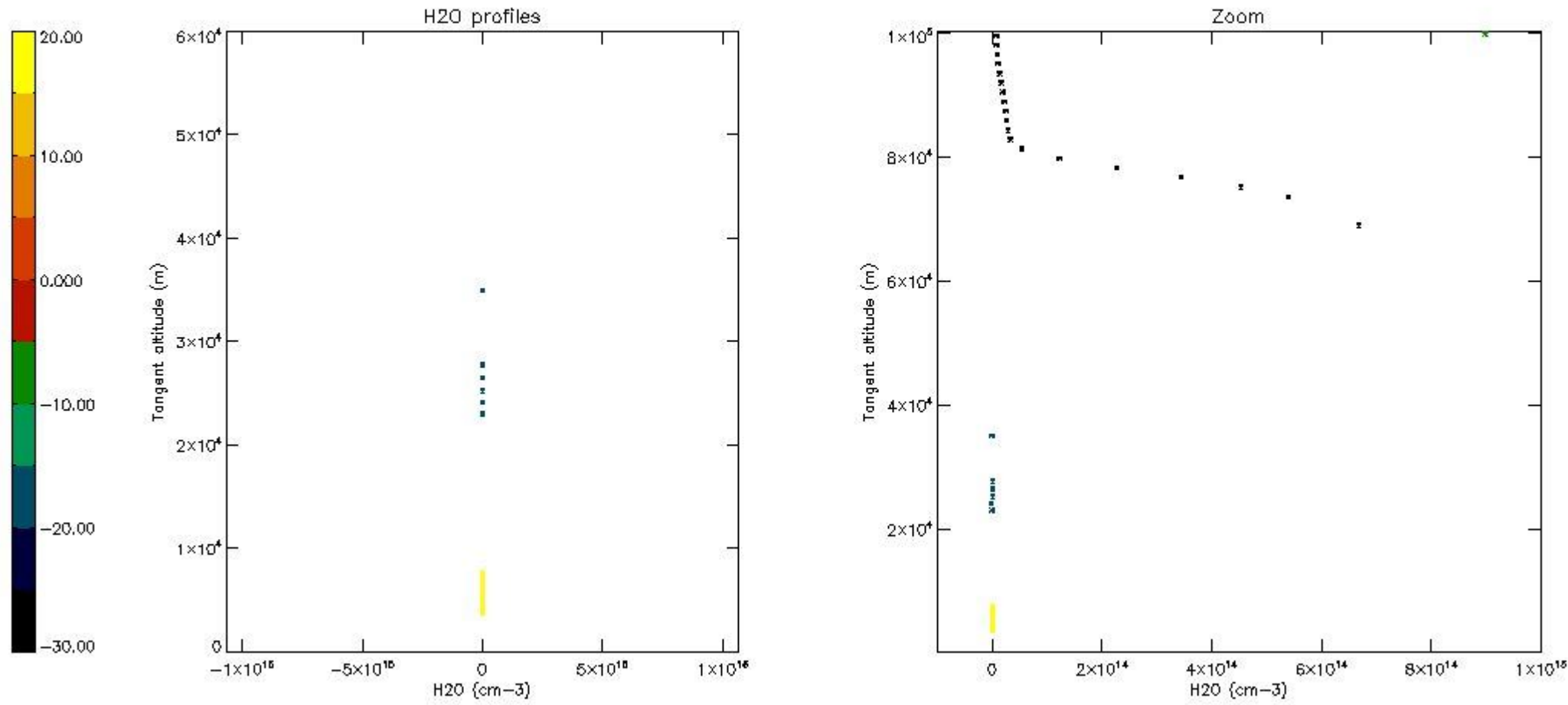
5.7 Plot NO3 profiles for all STD (dark without errors)

The colorbar represents the latitude.



5.8 Plot H₂O profiles for all STD (only for occultations of stars 1,2,3,4,13,14,16,26,63 dark without errors)

The colorbar represents the latitude.



6. Auxiliary Data Files used for the production reported in section 2

The number reported in the third column indicates since which file (see list in section 2) the corresponding auxiliary file has been used. The fourth column is the date of those product files.

Type	Auxiliary Filename	Used since product	Used since product date
INST_PHYS_CHARACTERISTICS	GOM_INS_AXVIEC20091111_143220_20030716_120000_20500101_000000	1	13-NOV-2006 00:01:19
LEVEL-2_PROC_CONFIG	GOM_PR2_AXVIEC20091111_152718_20020301_000000_20500101_000000	1	13-NOV-2006 00:01:19
CROSS_SECTIONS_FILE	GOM_CRS_AXVIEC20091111_154832_20020301_000000_20500101_000000	1	13-NOV-2006 00:01:19

GOMOS Level 2 Daily Report

SUMMARY

[1. General Info](#)

[2. Summary of processed GOM_NL_2P products](#)

[3. Level 2 Quality information per product](#)

[3.1 Plot of level 2 quality information per product \(time dependant\)](#)

[3.2 Plot of level 2 quality information per product \(world map\)](#)

[4. Level 1 Quality information per product \(stored on level 2 products\)](#)

[4.1 Plot of level 1 quality information per product \(time dependant\)](#)

[4.1.1 Plot of level 1 quality information per product \(time dependant\): ASCENDING](#)

[4.1.2 Plot of level 1 quality information per product \(time dependant\): DESCENDING](#)

[4.2 Plot of level 1 quality information per product \(world map\)](#)

[4.2.1 Plot of level 1 quality information per product \(world map\): ASCENDING](#)

[4.2.2 Plot of level 1 quality information per product \(world map\): DESCENDING](#)

[5. Ozone profiles based on quality statistics and other trace gas profiles](#)

[5.1 Ozone statistics based on quality of products](#)

[5.2 Plot ozone profiles for all STD \(dark without errors\)](#)

[5.3 Plot ozone profiles where STD < 20% \(dark without errors\)](#)

[5.4. Plot ozone profiles where STD < 10% \(dark without errors\)](#)

[5.5. Plot ozone profiles where STD < 5% \(dark without errors\)](#)

[5.6 Plot NO2 profiles for all STD \(dark without errors\)](#)

[5.7 Plot NO3 profiles for all STD \(dark without errors\)](#)

[5.8 Plot H2O profiles \(only for occultations of stars 1,2,3,4,13,14,16,26,63 dark without errors\) for all STD](#)

[6. Auxiliary Data Files used for the production reported in section 2](#)

This report presents the daily analysis on parameters extracted from GOMOS level 2 data (GOM_NL__2P). It is intended to monitor some important parameters that will impact the quality of these products. A list of level 2 products (and content) that have arrived during the reporting day to the PCF is also given.

Item	Value
Time of report generation	24APR2013 05:48:33
Data source version	GOMOS/6.01
Start time of products	13-11-2006 (13NOV2006 00:00:00)
Stop time of products	14-11-2006 (14NOV2006 00:00:00)
Store outputs in DB	Yes
Nb of level 2 prods	280
Nb of prods with errors	0

2. Summary of processed GOM_NL__2P products.

Nr	Filename	UTC Start time	Limb	Duration	Star Id	Star Name	Star Mag	Star Temp	Nb Meas	Orbit	Prod. error
1	GOM_NL__2PRFIN20061113_000119_000000362052_00488_24590_3669.N1	13-NOV-2006 00:01:19	Twilight	36.000	171	2Eps Crv	3.0010	4250.0	72	24590	No
2	GOM_NL__2PRFIN20061113_001028_000000362052_00488_24590_3670.N1	13-NOV-2006 00:10:28	Dark	35.500	113	Mu Vel	2.6920	5000.0	71	24590	No
3	GOM_NL__2PRFIN20061113_001335_000000302052_00489_24591_3655.N1	13-NOV-2006 00:13:35	Dark	30.000	124	The Car	2.7640	30000.	60	24591	No
4	GOM_NL__2PRFIN20061113_001626_000000332052_00489_24591_3656.N1	13-NOV-2006 00:16:26	Dark	33.000	29	Bet Car	1.6720	10200.	66	24591	No
5	GOM_NL__2PRFIN20061113_002247_000000552052_00489_24591_3657.N1	13-NOV-2006 00:22:47	Dark	55.000	2	Alp Car	-0.73600	7000.0	110	24591	No
6	GOM_NL__2PRFIN20061113_003148_000000332052_00489_24591_3658.N1	13-NOV-2006 00:31:48	Straylight	33.000	157	The1Eri	2.9060	9300.0	66	24591	No
7	GOM_NL__2PRFIN20061113_004456_000000402052_00489_24591_3659.N1	13-NOV-2006 00:44:56	Tw_i_and_stray	40.000	94	92Alp Cet	2.5260	3100.0	80	24591	No
8	GOM_NL__2PRFIN20061113_004940_000000312052_00489_24591_3660.N1	13-NOV-2006 00:49:40	Bright	31.000	105	6Bet Ari	2.6450	8900.0	62	24591	No
9	GOM_NL__2PRFIN20061113_005344_000000302052_00489_24591_3661.N1	13-NOV-2006 00:53:44	Bright	29.500	173	4Bet Tri	3.0040	8900.0	59	24591	No
10	GOM_NL__2PRFIN20061113_005548_000000332052_00489_24591_3662.N1	13-NOV-2006 00:55:48	Bright	33.000	73	57Gam1And	2.2600	13100.	66	24591	No
11	GOM_NL__2PRFIN20061113_005944_000000312052_00489_24591_3663.N1	13-NOV-2006 00:59:44	Bright	31.000	160	23Gam Per	2.9300	4700.0	62	24591	No
12	GOM_NL__2PRFIN20061113_010900_000000302052_00489_24591_3664.N1	13-NOV-2006 01:09:00	Bright	30.000	49	1Alp UMi	1.9900	6300.0	60	24591	No
13	GOM_NL__2PRFIN20061113_011316_000000302052_00489_24591_3665.N1	13-NOV-2006 01:13:16	Bright	30.000	60	7Bet UMi	2.0810	3950.0	60	24591	No
14	GOM_NL__2PRFIN20061113_011647_000000362052_00489_24591_3666.N1	13-NOV-2006 01:16:47	Bright	36.000	36	50Alp UMa	1.8000	6300.0	72	24591	No
15	GOM_NL__2PRFIN20061113_011857_000000322052_00489_24591_3667.N1	13-NOV-2006 01:18:57	Bright	31.500	32	77Eps UMa	1.7630	11000.	63	24591	No
16	GOM_NL__2PRFIN20061113_012402_000000302052_00489_24591_3668.N1	13-NOV-2006 01:24:02	Bright	29.500	152	12Alp2CVn	2.8900	11000.	59	24591	No
17	GOM_NL__2PRFIN20061113_013153_000000362052_00489_24591_3669.N1	13-NOV-2006 01:31:53	Bright	35.500	62	94Bet Leo	2.1360	9700.0	71	24591	No
18	GOM_NL__2PRFIN20061113_013528_000000282052_00489_24591_3670.N1	13-NOV-2006 01:35:28	Bright	27.500	121	29Gam Vir	2.7400	7200.0	55	24591	No
19	GOM_NL__2PRFIN20061113_014025_000000322052_00489_24591_3671.N1	13-NOV-2006 01:40:25	Tw_i_and_stray	32.000	100	4Gam Crv	2.5800	13100.	64	24591	No
20	GOM_NL__2PRFIN20061113_015105_000000382052_00489_24591_3672.N1	13-NOV-2006 01:51:05	Dark	38.000	113	Mu Vel	2.6920	5000.0	76	24591	No
21	GOM_NL__2PRFIN20061113_015411_000000312052_00490_24592_3659.N1	13-NOV-2006 01:54:11	Dark	31.000	124	The Car	2.7640	30000.	62	24592	No
22	GOM_NL__2PRFIN20061113_015703_000000332052_00490_24592_3660.N1	13-NOV-2006 01:57:03	Dark	32.500	29	Bet Car	1.6720	10200.	65	24592	No
23	GOM_NL__2PRFIN20061113_020323_000000532052_00490_24592_3661.N1	13-NOV-2006 02:03:23	Dark	52.500	2	Alp Car	-0.73600	7000.0	105	24592	No
24	GOM_NL__2PRFIN20061113_021224_000000322052_00490_24592_3662.N1	13-NOV-2006 02:12:24	Straylight	32.000	157	The1Eri	2.9060	9300.0	64	24592	No
25	GOM_NL__2PRFIN20061113_022532_000000422052_00490_24592_3663.N1	13-NOV-2006 02:25:32	Tw_i_and_stray	42.000	94	92Alp Cet	2.5260	3100.0	84	24592	No
26	GOM_NL__2PRFIN20061113_023016_000000322052_00490_24592_3664.N1	13-NOV-2006 02:30:16	Bright	31.500	105	6Bet Ari	2.6450	8900.0	63	24592	No
27	GOM_NL__2PRFIN20061113_023420_000000322052_00490_24592_3665.N1	13-NOV-2006 02:34:20	Bright	31.500	173	4Bet Tri	3.0040	8900.0	63	24592	No
28	GOM_NL__2PRFIN20061113_023624_000000332052_00490_24592_3666.N1	13-NOV-2006 02:36:24	Bright	32.500	73	57Gam1And	2.2600	13100.	65	24592	No
29	GOM_NL__2PRFIN20061113_024019_000000332052_00490_24592_3667.N1	13-NOV-2006 02:40:19	Bright	32.500	160	23Gam Per	2.9300	4700.0	65	24592	No
30	GOM_NL__2PRFIN20061113_024936_000000272052_00490_24592_3668.N1	13-NOV-2006 02:49:36	Bright	26.500	49	1Alp UMi	1.9900	6300.0	53	24592	No
31	GOM_NL__2PRFIN20061113_025352_000000302052_00490_24592_3669.N1	13-NOV-2006 02:53:52	Bright	30.000	60	7Bet UMi	2.0810	3950.0	60	24592	No
32	GOM_NL__2PRFIN20061113_025723_000000352052_00490_24592_3670.N1	13-NOV-2006 02:57:23	Bright	35.000	36	50Alp UMa	1.8000	6300.0	70	24592	No
33	GOM_NL__2PRFIN20061113_025933_000000472052_00490_24592_3671.N1	13-NOV-2006 02:59:33	Bright	47.000	32	77Eps UMa	1.7630	11000.	94	24592	No
34	GOM_NL__2PRFIN20061113_030438_000000282052_00490_24592_3672.N1	13-NOV-2006 03:04:38	Bright	27.500	152	12Alp2CVn	2.8900	11000.	55	24592	No
35	GOM_NL__2PRFIN20061113_031229_000000322052_00490_24592_3673.N1	13-NOV-2006 03:12:29	Bright	32.000	62	94Bet Leo	2.1360	9700.0	64	24592	No
36	GOM_NL__2PRFIN20061113_031604_000000292052_00490_24592_3674.N1	13-NOV-2006 03:16:04	Bright	28.500	121	29Gam Vir	2.7400	7200.0	57	24592	No
37	GOM_NL__2PRFIN20061113_032102_000000342052_00490_24592_3675.N1	13-NOV-2006 03:21:02	Tw_i_and_stray	33.500	100	4Gam Crv	2.5800	13100.	67	24592	No
38	GOM_NL__2PRFIN20061113_033141_000000362052_00490_24592_3676.N1	13-NOV-2006 03:31:41	Dark	36.000	113	Mu Vel	2.6920	5000.0	72	24592	No
39	GOM_NL__2PRFIN20061113_033447_000000332052_00491_24593_3661.N1	13-NOV-2006 03:34:47	Dark	32.500	124	The Car	2.7640	30000.	65	24593	No
40	GOM_NL__2PRFIN20061113_033739_000000332052_00491_24593_3662.N1	13-NOV-2006 03:37:39	Dark	32.500	29	Bet Car	1.6720	10200.	65	24593	No
41	GOM_NL__2PRFIN20061113_034400_000000462052_00491_24593_3663.N1	13-NOV-2006 03:44:00	Dark	46.000	2	Alp Car	-0.73600	7000.0	92	24593	No
42	GOM_NL__2PRFIN20061113_035301_000000322052_00491_24593_3664.N1	13-NOV-2006 03:53:01	Straylight	32.000	157	The1Eri	2.9060	9300.0	64	24593	No

43	GOM_NL__2PRFIN20061113_040608_000000422052_00491_24593_3665.N1	13-NOV-2006 04:06:08	Twilight	41.500	94	92Alp Cet	2.5260	3100.0	83	24593	No
44	GOM_NL__2PRFIN20061113_041052_000000302052_00491_24593_3666.N1	13-NOV-2006 04:10:52	Bright	30.000	105	6Bet Ari	2.6450	8900.0	60	24593	No
45	GOM_NL__2PRFIN20061113_041456_000000312052_00491_24593_3667.N1	13-NOV-2006 04:14:56	Bright	30.500	173	4Bet Tri	3.0040	8900.0	61	24593	No
46	GOM_NL__2PRFIN20061113_041700_000000312052_00491_24593_3668.N1	13-NOV-2006 04:17:00	Bright	31.000	73	57Gam1And	2.2600	13100.	62	24593	No
47	GOM_NL__2PRFIN20061113_042055_000000312052_00491_24593_3669.N1	13-NOV-2006 04:20:55	Bright	30.500	160	23Gam Per	2.9300	4700.0	61	24593	No
48	GOM_NL__2PRFIN20061113_043012_000000282052_00491_24593_3670.N1	13-NOV-2006 04:30:12	Bright	28.000	49	1Alp UMi	1.9900	6300.0	56	24593	No
49	GOM_NL__2PRFIN20061113_043428_000000312052_00491_24593_3671.N1	13-NOV-2006 04:34:28	Bright	31.000	60	7Bet UMi	2.0810	3950.0	62	24593	No
50	GOM_NL__2PRFIN20061113_043759_000000342052_00491_24593_3672.N1	13-NOV-2006 04:37:59	Bright	33.500	36	50Alp UMa	1.8000	6300.0	67	24593	No
51	GOM_NL__2PRFIN20061113_044009_000000292052_00491_24593_3673.N1	13-NOV-2006 04:40:09	Bright	28.500	32	77Eps UMa	1.7630	11000.	57	24593	No
52	GOM_NL__2PRFIN20061113_044514_000000312052_00491_24593_3674.N1	13-NOV-2006 04:45:14	Bright	30.500	152	12Alp2CVn	2.8900	11000.	61	24593	No
53	GOM_NL__2PRFIN20061113_045306_000000332052_00491_24593_3675.N1	13-NOV-2006 04:53:06	Bright	33.000	62	94Bet Leo	2.1360	9700.0	66	24593	No
54	GOM_NL__2PRFIN20061113_045640_000000282052_00491_24593_3676.N1	13-NOV-2006 04:56:40	Bright	28.000	121	29Gam Vir	2.7400	7200.0	56	24593	No
55	GOM_NL__2PRFIN20061113_050138_000000342052_00491_24593_3677.N1	13-NOV-2006 05:01:38	Twilight	34.000	100	4Gam Crv	2.5800	13100.	68	24593	No
56	GOM_NL__2PRFIN20061113_050309_000000382052_00491_24593_3678.N1	13-NOV-2006 05:03:09	Twilight	37.500	171	2Eps Crv	3.0010	4250.0	75	24593	No
57	GOM_NL__2PRFIN20061113_051218_000000402052_00491_24593_3679.N1	13-NOV-2006 05:12:18	Dark	40.000	113	Mu Vel	2.6920	5000.0	80	24593	No
58	GOM_NL__2PRFIN20061113_051524_000000322052_00492_24594_3663.N1	13-NOV-2006 05:15:24	Dark	32.000	124	The Car	2.7640	30000.	64	24594	No
59	GOM_NL__2PRFIN20061113_051908_000000362052_00492_24594_3664.N1	13-NOV-2006 05:19:08	Dark	36.000	41	Eps Car	1.8600	4100.0	72	24594	No
60	GOM_NL__2PRFIN20061113_052437_000000422052_00492_24594_3665.N1	13-NOV-2006 05:24:37	Dark	42.000	2	Alp Car	-0.73600	7000.0	84	24594	No
61	GOM_NL__2PRFIN20061113_053337_000000312052_00492_24594_3666.N1	13-NOV-2006 05:33:37	Straylight	31.000	157	The1Eri	2.9060	9300.0	62	24594	No
62	GOM_NL__2PRFIN20061113_054644_000000412052_00492_24594_3667.N1	13-NOV-2006 05:46:44	Twilight	41.000	94	92Alp Cet	2.5260	3100.0	82	24594	No
63	GOM_NL__2PRFIN20061113_055128_000000302052_00492_24594_3668.N1	13-NOV-2006 05:51:28	Bright	30.000	105	6Bet Ari	2.6450	8900.0	60	24594	No
64	GOM_NL__2PRFIN20061113_055532_000000312052_00492_24594_3669.N1	13-NOV-2006 05:55:32	Bright	30.500	173	4Bet Tri	3.0040	8900.0	61	24594	No
65	GOM_NL__2PRFIN20061113_055736_000000302052_00492_24594_3670.N1	13-NOV-2006 05:57:36	Bright	30.000	73	57Gam1And	2.2600	13100.	60	24594	No
66	GOM_NL__2PRFIN20061113_060131_000000302052_00492_24594_3671.N1	13-NOV-2006 06:01:31	Bright	30.000	160	23Gam Per	2.9300	4700.0	60	24594	No
67	GOM_NL__2PRFIN20061113_061048_000000292052_00492_24594_3672.N1	13-NOV-2006 06:10:48	Bright	29.000	49	1Alp UMi	1.9900	6300.0	58	24594	No
68	GOM_NL__2PRFIN20061113_061505_000000302052_00492_24594_3673.N1	13-NOV-2006 06:15:05	Bright	30.000	60	7Bet UMi	2.0810	3950.0	60	24594	No
69	GOM_NL__2PRFIN20061113_061835_000000312052_00492_24594_3674.N1	13-NOV-2006 06:18:35	Bright	30.500	36	50Alp UMa	1.8000	6300.0	61	24594	No
70	GOM_NL__2PRFIN20061113_062045_000000292052_00492_24594_3675.N1	13-NOV-2006 06:20:45	Bright	29.000	32	77Eps UMa	1.7630	11000.	58	24594	No
71	GOM_NL__2PRFIN20061113_062550_000000292052_00492_24594_3676.N1	13-NOV-2006 06:25:50	Bright	28.500	152	12Alp2CVn	2.8900	11000.	57	24594	No
72	GOM_NL__2PRFIN20061113_063342_000000362052_00492_24594_3677.N1	13-NOV-2006 06:33:42	Bright	35.500	62	94Bet Leo	2.1360	9700.0	71	24594	No
73	GOM_NL__2PRFIN20061113_063717_000000292052_00492_24594_3678.N1	13-NOV-2006 06:37:17	Bright	29.000	121	29Gam Vir	2.7400	7200.0	58	24594	No
74	GOM_NL__2PRFIN20061113_064215_000000372052_00492_24594_3679.N1	13-NOV-2006 06:42:15	Twilight	37.000	100	4Gam Crv	2.5800	13100.	74	24594	No
75	GOM_NL__2PRFIN20061113_064345_000000372052_00492_24594_3680.N1	13-NOV-2006 06:43:45	Twilight	36.500	171	2Eps Crv	3.0010	4250.0	73	24594	No
76	GOM_NL__2PRFIN20061113_065255_000000362052_00492_24594_3681.N1	13-NOV-2006 06:52:55	Dark	35.500	113	Mu Vel	2.6920	5000.0	71	24594	No
77	GOM_NL__2PRFIN20061113_065600_000000312052_00493_24595_3664.N1	13-NOV-2006 06:56:00	Dark	31.000	124	The Car	2.7640	30000.	62	24595	No
78	GOM_NL__2PRFIN20061113_065944_000000362052_00493_24595_3665.N1	13-NOV-2006 06:59:44	Dark	36.000	41	Eps Car	1.8600	4100.0	72	24595	No
79	GOM_NL__2PRFIN20061113_070513_000000552052_00493_24595_3666.N1	13-NOV-2006 07:05:13	Dark	55.000	2	Alp Car	-0.73600	7000.0	110	24595	No
80	GOM_NL__2PRFIN20061113_071413_000000342052_00493_24595_3667.N1	13-NOV-2006 07:14:13	Straylight	33.500	157	The1Eri	2.9060	9300.0	67	24595	No
81	GOM_NL__2PRFIN20061113_072720_000000422052_00493_24595_3668.N1	13-NOV-2006 07:27:20	Twilight	41.500	94	92Alp Cet	2.5260	3100.0	83	24595	No
82	GOM_NL__2PRFIN20061113_073204_000000312052_00493_24595_3669.N1	13-NOV-2006 07:32:04	Bright	30.500	105	6Bet Ari	2.6450	8900.0	61	24595	No
83	GOM_NL__2PRFIN20061113_073608_000000302052_00493_24595_3670.N1	13-NOV-2006 07:36:08	Bright	30.000	173	4Bet Tri	3.0040	8900.0	60	24595	No
84	GOM_NL__2PRFIN20061113_073812_000000312052_00493_24595_3671.N1	13-NOV-2006 07:38:12	Bright	31.000	73	57Gam1And	2.2600	13100.	62	24595	No
85	GOM_NL__2PRFIN20061113_074207_000000322052_00493_24595_3672.N1	13-NOV-2006 07:42:07	Bright	31.500	160	23Gam Per	2.9300	4700.0	63	24595	No
86	GOM_NL__2PRFIN20061113_075124_000000282052_00493_24595_3673.N1	13-NOV-2006 07:51:24	Bright	27.500	49	1Alp UMi	1.9900	6300.0	55	24595	No
87	GOM_NL__2PRFIN20061113_075540_000000272052_00493_24595_3674.N1	13-NOV-2006 07:55:40	Bright	27.000	60	7Bet UMi	2.0810	3950.0	54	24595	No
88	GOM_NL__2PRFIN20061113_075911_000000342052_00493_24595_3675.N1	13-NOV-2006 07:59:11	Bright	33.500	36	50Alp UMa	1.8000	6300.0	67	24595	No
89	GOM_NL__2PRFIN20061113_080121_000000292052_00493_24595_3676.N1	13-NOV-2006 08:01:21	Bright	29.000	32	77Eps UMa	1.7630	11000.	58	24595	No
90	GOM_NL__2PRFIN20061113_081418_000000362052_00493_24595_3677.N1	13-NOV-2006 08:14:18	Bright	35.500	62	94Bet Leo	2.1360	9700.0	71	24595	No
91	GOM_NL__2PRFIN20061113_081753_000000292052_00493_24595_3678.N1	13-NOV-2006 08:17:53	Bright	28.500	121	29Gam Vir	2.7400	7200.0	57	24595	No
92	GOM_NL__2PRFIN20061113_082251_000000352052_00493_24595_3679.N1	13-NOV-2006 08:22:51	Twilight	35.000	100	4Gam Crv	2.5800	13100.	70	24595	No
93	GOM_NL__2PRFIN20061113_082421_000000362052_00493_24595_3680.N1	13-NOV-2006 08:24:21	Twilight	36.000	171	2Eps Crv	3.0010	4250.0	72	24595	No
94	GOM_NL__2PRFIN20061113_083331_000000372052_00493_24595_3681.N1	13-NOV-2006 08:33:31	Dark	36.500	113	Mu Vel	2.6920	5000.0	73	24595	No
95	GOM_NL__2PRFIN20061113_083636_000000322052_00494_24596_3664.N1	13-NOV-2006 08:36:36	Dark	31.500	124	The Car	2.7640	30000.	63	24596	No
96	GOM_NL__2PRFIN20061113_084021_000000482052_00494_24596_3665.N1	13-NOV-2006 08:40:21	Dark	47.500	41	Eps Car	1.8600	4100.0	95	24596	No
97	GOM_NL__2PRFIN20061113_084550_000000482052_00494_24596_3666.N1	13-NOV-2006 08:45:50	Dark	47.500	2	Alp Car	-0.73600	7000.0	95	24596	No
98	GOM_NL__2PRFIN20061113_085449_000000332052_00494_24596_3667.N1	13-NOV-2006 08:54:49	Straylight	33.000	157	The1Eri	2.9060	9300.0	66	24596	No
99	GOM_NL__2PRFIN20061113_090756_000000442052_00494_24596_3668.N1	13-NOV-2006 09:07:56	Twilight	43.500	94	92Alp Cet	2.5260	3100.0	87	24596	No
100	GOM_NL__2PRFIN20061113_091240_000000302052_00494_24596_3669.N1	13-NOV-2006 09:12:40	Bright	30.000	105	6Bet Ari	2.6450	8900.0	60	24596	No
101	GOM_NL__2PRFIN20061113_091643_000000302052_00494_24596_3670.N1	13-NOV-2006 09:16:43	Bright	29.500	173	4Bet Tri	3.0040	8900.0	59	24596	No

102	GOM_NL__2PRFIN20061113_091847_000000302052_00494_24596_3671.N1	13-NOV-2006 09:18:47	Bright	30.000	73	57Gam1And	2.2600	13100.	60	24596	No
103	GOM_NL__2PRFIN20061113_092242_000000322052_00494_24596_3672.N1	13-NOV-2006 09:22:42	Bright	31.500	160	23Gam Per	2.9300	4700.0	63	24596	No
104	GOM_NL__2PRFIN20061113_092401_000000302052_00494_24596_3673.N1	13-NOV-2006 09:24:01	Bright	29.500	76	27Gam Cas	2.3000	30000.	59	24596	No
105	GOM_NL__2PRFIN20061113_093200_000000302052_00494_24596_3674.N1	13-NOV-2006 09:32:00	Bright	30.000	49	1Alp UMi	1.9900	6300.0	60	24596	No
106	GOM_NL__2PRFIN20061113_093617_000000312052_00494_24596_3675.N1	13-NOV-2006 09:36:17	Bright	31.000	60	7Bet UMi	2.0810	3950.0	62	24596	No
107	GOM_NL__2PRFIN20061113_093946_000000312052_00494_24596_3676.N1	13-NOV-2006 09:39:46	Bright	31.000	36	50Alp UMa	1.8000	6300.0	62	24596	No
108	GOM_NL__2PRFIN20061113_094157_000000302052_00494_24596_3677.N1	13-NOV-2006 09:41:57	Bright	29.500	32	77Eps UMa	1.7630	11000.	59	24596	No
109	GOM_NL__2PRFIN20061113_094332_000000302052_00494_24596_3678.N1	13-NOV-2006 09:43:32	Bright	30.000	39	85Eta UMa	1.8540	24000.	60	24596	No
110	GOM_NL__2PRFIN20061113_094702_000000292052_00494_24596_3679.N1	13-NOV-2006 09:47:02	Bright	29.000	152	12Alp2CVn	2.8900	11000.	58	24596	No
111	GOM_NL__2PRFIN20061113_095455_000000352052_00494_24596_3680.N1	13-NOV-2006 09:54:55	Bright	35.000	62	94Bet Leo	2.1360	9700.0	70	24596	No
112	GOM_NL__2PRFIN20061113_095829_000000302052_00494_24596_3681.N1	13-NOV-2006 09:58:29	Bright	29.500	121	29Gam Vir	2.7400	7200.0	59	24596	No
113	GOM_NL__2PRFIN20061113_100327_000000352052_00494_24596_3682.N1	13-NOV-2006 10:03:27	Twilight	35.000	100	4Gam Crv	2.5800	13100.	70	24596	No
114	GOM_NL__2PRFIN20061113_100458_000000362052_00494_24596_3683.N1	13-NOV-2006 10:04:58	Twilight	35.500	171	2Eps Crv	3.0010	4250.0	71	24596	No
115	GOM_NL__2PRFIN20061113_101407_000000342052_00494_24596_3684.N1	13-NOV-2006 10:14:07	Dark	34.000	113	Mu Vel	2.6920	5000.0	68	24596	No
116	GOM_NL__2PRFIN20061113_101713_000000332052_00495_24597_3664.N1	13-NOV-2006 10:17:13	Dark	32.500	124	The Car	2.7640	30000.	65	24597	No
117	GOM_NL__2PRFIN20061113_102057_000000362052_00495_24597_3665.N1	13-NOV-2006 10:20:57	Dark	35.500	41	Eps Car	1.8600	4100.0	71	24597	No
118	GOM_NL__2PRFIN20061113_102626_000000422052_00495_24597_3666.N1	13-NOV-2006 10:26:26	Dark	42.000	2	Alp Car	-0.73600	7000.0	84	24597	No
119	GOM_NL__2PRFIN20061113_103525_000000322052_00495_24597_3667.N1	13-NOV-2006 10:35:25	Straylight	32.000	157	The1Eri	2.9060	9300.0	64	24597	No
120	GOM_NL__2PRFIN20061113_104831_000000452052_00495_24597_3668.N1	13-NOV-2006 10:48:31	Twilight	45.000	94	92Alp Cet	2.5260	3100.0	90	24597	No
121	GOM_NL__2PRFIN20061113_105316_000000312052_00495_24597_3669.N1	13-NOV-2006 10:53:16	Bright	30.500	105	6Bet Ari	2.6450	8900.0	61	24597	No
122	GOM_NL__2PRFIN20061113_105719_000000302052_00495_24597_3670.N1	13-NOV-2006 10:57:19	Bright	30.000	173	4Bet Tri	3.0040	8900.0	60	24597	No
123	GOM_NL__2PRFIN20061113_105923_000000312052_00495_24597_3671.N1	13-NOV-2006 10:59:23	Bright	30.500	73	57Gam1And	2.2600	13100.	61	24597	No
124	GOM_NL__2PRFIN20061113_110318_000000322052_00495_24597_3672.N1	13-NOV-2006 11:03:18	Bright	32.000	160	23Gam Per	2.9300	4700.0	64	24597	No
125	GOM_NL__2PRFIN20061113_110437_000000302052_00495_24597_3673.N1	13-NOV-2006 11:04:37	Bright	29.500	76	27Gam Cas	2.3000	30000.	59	24597	No
126	GOM_NL__2PRFIN20061113_111235_000000312052_00495_24597_3674.N1	13-NOV-2006 11:12:35	Bright	31.000	49	1Alp UMi	1.9900	6300.0	62	24597	No
127	GOM_NL__2PRFIN20061113_111653_000000302052_00495_24597_3675.N1	13-NOV-2006 11:16:53	Bright	30.000	60	7Bet UMi	2.0810	3950.0	60	24597	No
128	GOM_NL__2PRFIN20061113_112022_000000312052_00495_24597_3676.N1	13-NOV-2006 11:20:22	Bright	31.000	36	50Alp UMa	1.8000	6300.0	62	24597	No
129	GOM_NL__2PRFIN20061113_112233_000000322052_00495_24597_3677.N1	13-NOV-2006 11:22:33	Bright	31.500	32	77Eps UMa	1.7630	11000.	63	24597	No
130	GOM_NL__2PRFIN20061113_112408_000000302052_00495_24597_3678.N1	13-NOV-2006 11:24:08	Bright	30.000	39	85Eta UMa	1.8540	24000.	60	24597	No
131	GOM_NL__2PRFIN20061113_112738_000000292052_00495_24597_3679.N1	13-NOV-2006 11:27:38	Bright	28.500	152	12Alp2CVn	2.8900	11000.	57	24597	No
132	GOM_NL__2PRFIN20061113_113531_000000362052_00495_24597_3680.N1	13-NOV-2006 11:35:31	Bright	36.000	62	94Bet Leo	2.1360	9700.0	72	24597	No
133	GOM_NL__2PRFIN20061113_113905_000000282052_00495_24597_3681.N1	13-NOV-2006 11:39:05	Bright	28.000	121	29Gam Vir	2.7400	7200.0	56	24597	No
134	GOM_NL__2PRFIN20061113_114404_000000372052_00495_24597_3682.N1	13-NOV-2006 11:44:04	Twilight	37.000	100	4Gam Crv	2.5800	13100.	74	24597	No
135	GOM_NL__2PRFIN20061113_114534_000000372052_00495_24597_3683.N1	13-NOV-2006 11:45:34	Twilight	36.500	171	2Eps Crv	3.0010	4250.0	73	24597	No
136	GOM_NL__2PRFIN20061113_115444_000000342052_00495_24597_3684.N1	13-NOV-2006 11:54:44	Dark	33.500	113	Mu Vel	2.6920	5000.0	67	24597	No
137	GOM_NL__2PRFIN20061113_115749_000000312052_00496_24598_3664.N1	13-NOV-2006 11:57:49	Dark	31.000	124	The Car	2.7640	30000.	62	24598	No
138	GOM_NL__2PRFIN20061113_120134_000000372052_00496_24598_3665.N1	13-NOV-2006 12:01:34	Dark	36.500	41	Eps Car	1.8600	4100.0	73	24598	No
139	GOM_NL__2PRFIN20061113_120703_000000552052_00496_24598_3666.N1	13-NOV-2006 12:07:03	Dark	54.500	2	Alp Car	-0.73600	7000.0	109	24598	No
140	GOM_NL__2PRFIN20061113_121601_000000332052_00496_24598_3667.N1	13-NOV-2006 12:16:01	Straylight	33.000	157	The1Eri	2.9060	9300.0	66	24598	No
141	GOM_NL__2PRFIN20061113_122907_000000422052_00496_24598_3668.N1	13-NOV-2006 12:29:07	Twilight	42.000	94	92Alp Cet	2.5260	3100.0	84	24598	No
142	GOM_NL__2PRFIN20061113_123352_000000312052_00496_24598_3669.N1	13-NOV-2006 12:33:52	Bright	30.500	105	6Bet Ari	2.6450	8900.0	61	24598	No
143	GOM_NL__2PRFIN20061113_123755_000000292052_00496_24598_3670.N1	13-NOV-2006 12:37:55	Bright	29.000	173	4Bet Tri	3.0040	8900.0	58	24598	No
144	GOM_NL__2PRFIN20061113_123959_000000322052_00496_24598_3671.N1	13-NOV-2006 12:39:59	Bright	31.500	73	57Gam1And	2.2600	13100.	63	24598	No
145	GOM_NL__2PRFIN20061113_124353_000000322052_00496_24598_3672.N1	13-NOV-2006 12:43:53	Bright	31.500	160	23Gam Per	2.9300	4700.0	63	24598	No
146	GOM_NL__2PRFIN20061113_124513_000000312052_00496_24598_3673.N1	13-NOV-2006 12:45:13	Bright	30.500	76	27Gam Cas	2.3000	30000.	61	24598	No
147	GOM_NL__2PRFIN20061113_125311_000000302052_00496_24598_3674.N1	13-NOV-2006 12:53:11	Bright	29.500	49	1Alp UMi	1.9900	6300.0	59	24598	No
148	GOM_NL__2PRFIN20061113_125729_000000302052_00496_24598_3675.N1	13-NOV-2006 12:57:29	Bright	30.000	60	7Bet UMi	2.0810	3950.0	60	24598	No
149	GOM_NL__2PRFIN20061113_130057_000000252052_00496_24598_3676.N1	13-NOV-2006 13:00:57	Bright	25.000	36	50Alp UMa	1.8000	6300.0	50	24598	No
150	GOM_NL__2PRFIN20061113_130309_000000312052_00496_24598_3677.N1	13-NOV-2006 13:03:09	Bright	31.000	32	77Eps UMa	1.7630	11000.	62	24598	No
151	GOM_NL__2PRFIN20061113_130444_000000282052_00496_24598_3678.N1	13-NOV-2006 13:04:44	Bright	28.000	39	85Eta UMa	1.8540	24000.	56	24598	No
152	GOM_NL__2PRFIN20061113_130814_000000302052_00496_24598_3679.N1	13-NOV-2006 13:08:14	Bright	29.500	152	12Alp2CVn	2.8900	11000.	59	24598	No
153	GOM_NL__2PRFIN20061113_131607_000000332052_00496_24598_3680.N1	13-NOV-2006 13:16:07	Bright	32.500	62	94Bet Leo	2.1360	9700.0	65	24598	No
154	GOM_NL__2PRFIN20061113_131941_000000432052_00496_24598_3681.N1	13-NOV-2006 13:19:41	Bright	42.500	121	29Gam Vir	2.7400	7200.0	85	24598	No
155	GOM_NL__2PRFIN20061113_132440_000000352052_00496_24598_3682.N1	13-NOV-2006 13:24:40	Twilight	34.500	100	4Gam Crv	2.5800	13100.	69	24598	No
156	GOM_NL__2PRFIN20061113_132610_000000382052_00496_24598_3683.N1	13-NOV-2006 13:26:10	Twilight	38.000	171	2Eps Crv	3.0010	4250.0	76	24598	No
157	GOM_NL__2PRFIN20061113_133520_000000352052_00496_24598_3684.N1	13-NOV-2006 13:35:20	Dark	35.000	113	Mu Vel	2.6920	5000.0	70	24598	No
158	GOM_NL__2PRFIN20061113_133825_000000312052_00497_24599_3664.N1	13-NOV-2006 13:38:25	Dark	30.500	124	The Car	2.7640	30000.	61	24599	No
159	GOM_NL__2PRFIN20061113_134210_000000382052_00497_24599_3665.N1	13-NOV-2006 13:42:10	Dark	37.500	41	Eps Car	1.8600	4100.0	75	24599	No
160	GOM_NL__2PRFIN20061113_134739_000000422052_00497_24599_3666.N1	13-NOV-2006 13:47:39	Dark	42.000	2	Alp Car	-0.73600	7000.0	84	24599	No

161	GOM_NL__2PRFIN20061113_135638_000000332052_00497_24599_3667.N1	13-NOV-2006 13:56:38	Straylight	33.000	157	The1Eri	2.9060	9300.0	66	24599	No
162	GOM_NL__2PRFIN20061113_140943_000000402052_00497_24599_3668.N1	13-NOV-2006 14:09:43	Tw_i_and_stray	40.000	94	92Alp Cet	2.5260	3100.0	80	24599	No
163	GOM_NL__2PRFIN20061113_141427_000000302052_00497_24599_3669.N1	13-NOV-2006 14:14:27	Bright	30.000	105	6Bet Ari	2.6450	8900.0	60	24599	No
164	GOM_NL__2PRFIN20061113_141831_000000302052_00497_24599_3670.N1	13-NOV-2006 14:18:31	Bright	29.500	173	4Bet Tri	3.0040	8900.0	59	24599	No
165	GOM_NL__2PRFIN20061113_142035_000000302052_00497_24599_3671.N1	13-NOV-2006 14:20:35	Bright	30.000	73	57Gam1And	2.2600	13100.	60	24599	No
166	GOM_NL__2PRFIN20061113_142429_000000332052_00497_24599_3672.N1	13-NOV-2006 14:24:29	Bright	32.500	160	23Gam Per	2.9300	4700.0	65	24599	No
167	GOM_NL__2PRFIN20061113_142549_000000302052_00497_24599_3673.N1	13-NOV-2006 14:25:49	Bright	29.500	76	27Gam Cas	2.3000	30000.	59	24599	No
168	GOM_NL__2PRFIN20061113_143347_000000282052_00497_24599_3674.N1	13-NOV-2006 14:33:47	Bright	27.500	49	1Alp UMi	1.9900	6300.0	55	24599	No
169	GOM_NL__2PRFIN20061113_143805_000000312052_00497_24599_3675.N1	13-NOV-2006 14:38:05	Bright	30.500	60	7Bet UMi	2.0810	3950.0	61	24599	No
170	GOM_NL__2PRFIN20061113_144133_000000252052_00497_24599_3676.N1	13-NOV-2006 14:41:33	Bright	25.000	36	50Alp UMa	1.8000	6300.0	50	24599	No
171	GOM_NL__2PRFIN20061113_144345_000000312052_00497_24599_3677.N1	13-NOV-2006 14:43:45	Bright	30.500	32	77Eps UMa	1.7630	11000.	61	24599	No
172	GOM_NL__2PRFIN20061113_144520_000000302052_00497_24599_3678.N1	13-NOV-2006 14:45:20	Bright	29.500	39	85Eta UMa	1.8540	24000.	59	24599	No
173	GOM_NL__2PRFIN20061113_144850_000000442052_00497_24599_3679.N1	13-NOV-2006 14:48:50	Bright	43.500	152	12Alp2CVn	2.8900	11000.	87	24599	No
174	GOM_NL__2PRFIN20061113_145643_000000342052_00497_24599_3680.N1	13-NOV-2006 14:56:43	Bright	34.000	62	94Bet Leo	2.1360	9700.0	68	24599	No
175	GOM_NL__2PRFIN20061113_150018_000000302052_00497_24599_3681.N1	13-NOV-2006 15:00:18	Bright	30.000	121	29Gam Vir	2.7400	7200.0	60	24599	No
176	GOM_NL__2PRFIN20061113_150516_000000332052_00497_24599_3682.N1	13-NOV-2006 15:05:16	Tw_i_and_stray	33.000	100	4Gam Crv	2.5800	13100.	66	24599	No
177	GOM_NL__2PRFIN20061113_150647_000000392052_00497_24599_3683.N1	13-NOV-2006 15:06:47	Twilight	39.000	171	2Eps Crv	3.0010	4250.0	78	24599	No
178	GOM_NL__2PRFIN20061113_151557_000000352052_00497_24599_3684.N1	13-NOV-2006 15:15:57	Dark	35.000	113	Mu Vel	2.6920	5000.0	70	24599	No
179	GOM_NL__2PRFIN20061113_151901_000000322052_00498_24600_3724.N1	13-NOV-2006 15:19:01	Dark	31.500	124	The Car	2.7640	30000.	63	24600	No
180	GOM_NL__2PRFIN20061113_152247_000000372052_00498_24600_3725.N1	13-NOV-2006 15:22:47	Dark	36.500	41	Eps Car	1.8600	4100.0	73	24600	No
181	GOM_NL__2PRFIN20061113_152816_000000422052_00498_24600_3726.N1	13-NOV-2006 15:28:16	Dark	42.000	2	Alp Car	-0.73600	7000.0	84	24600	No
182	GOM_NL__2PRFIN20061113_153714_000000352052_00498_24600_3727.N1	13-NOV-2006 15:37:14	Straylight	34.500	157	The1Eri	2.9060	9300.0	69	24600	No
183	GOM_NL__2PRFIN20061113_155019_000000512052_00498_24600_3728.N1	13-NOV-2006 15:50:19	Tw_i_and_stray	51.000	94	92Alp Cet	2.5260	3100.0	102	24600	No
184	GOM_NL__2PRFIN20061113_155504_000000302052_00498_24600_3729.N1	13-NOV-2006 15:55:04	Bright	29.500	105	6Bet Ari	2.6450	8900.0	59	24600	No
185	GOM_NL__2PRFIN20061113_155907_000000302052_00498_24600_3730.N1	13-NOV-2006 15:59:07	Bright	29.500	173	4Bet Tri	3.0040	8900.0	59	24600	No
186	GOM_NL__2PRFIN20061113_160111_000000312052_00498_24600_3731.N1	13-NOV-2006 16:01:11	Bright	30.500	73	57Gam1And	2.2600	13100.	61	24600	No
187	GOM_NL__2PRFIN20061113_160504_000000322052_00498_24600_3732.N1	13-NOV-2006 16:05:04	Bright	32.000	160	23Gam Per	2.9300	4700.0	64	24600	No
188	GOM_NL__2PRFIN20061113_160625_000000292052_00498_24600_3733.N1	13-NOV-2006 16:06:25	Bright	28.500	76	27Gam Cas	2.3000	30000.	57	24600	No
189	GOM_NL__2PRFIN20061113_161423_000000302052_00498_24600_3734.N1	13-NOV-2006 16:14:23	Bright	30.000	49	1Alp UMi	1.9900	6300.0	60	24600	No
190	GOM_NL__2PRFIN20061113_161841_000000312052_00498_24600_3735.N1	13-NOV-2006 16:18:41	Bright	30.500	60	7Bet UMi	2.0810	3950.0	61	24600	No
191	GOM_NL__2PRFIN20061113_162421_000000322052_00498_24600_3736.N1	13-NOV-2006 16:24:21	Bright	32.000	32	77Eps UMa	1.7630	11000.	64	24600	No
192	GOM_NL__2PRFIN20061113_162556_000000302052_00498_24600_3737.N1	13-NOV-2006 16:25:56	Bright	29.500	39	85Eta UMa	1.8540	24000.	59	24600	No
193	GOM_NL__2PRFIN20061113_162926_000000292052_00498_24600_3738.N1	13-NOV-2006 16:29:26	Bright	28.500	152	12Alp2CVn	2.8900	11000.	57	24600	No
194	GOM_NL__2PRFIN20061113_163720_000000352052_00498_24600_3739.N1	13-NOV-2006 16:37:20	Bright	35.000	62	94Bet Leo	2.1360	9700.0	70	24600	No
195	GOM_NL__2PRFIN20061113_164054_000000312052_00498_24600_3740.N1	13-NOV-2006 16:40:54	Bright	31.000	121	29Gam Vir	2.7400	7200.0	62	24600	No
196	GOM_NL__2PRFIN20061113_164553_000000332052_00498_24600_3741.N1	13-NOV-2006 16:45:53	Tw_i_and_stray	33.000	100	4Gam Crv	2.5800	13100.	66	24600	No
197	GOM_NL__2PRFIN20061113_164723_000000322052_00498_24600_3742.N1	13-NOV-2006 16:47:23	Twilight	32.000	171	2Eps Crv	3.0010	4250.0	64	24600	No
198	GOM_NL__2PRFIN20061113_165634_000000372052_00498_24600_3743.N1	13-NOV-2006 16:56:34	Dark	37.000	113	Mu Vel	2.6920	5000.0	74	24600	No
199	GOM_NL__2PRFIN20061113_165938_000000322052_00499_24601_3724.N1	13-NOV-2006 16:59:38	Dark	32.000	124	The Car	2.7640	30000.	64	24601	No
200	GOM_NL__2PRFIN20061113_170324_000000362052_00499_24601_3725.N1	13-NOV-2006 17:03:24	Dark	36.000	41	Eps Car	1.8600	4100.0	72	24601	No
201	GOM_NL__2PRFIN20061113_170853_000000442052_00499_24601_3726.N1	13-NOV-2006 17:08:53	Dark	43.500	2	Alp Car	-0.73600	7000.0	87	24601	No
202	GOM_NL__2PRFIN20061113_171750_000000342052_00499_24601_3727.N1	13-NOV-2006 17:17:50	Straylight	34.000	157	The1Eri	2.9060	9300.0	68	24601	No
203	GOM_NL__2PRFIN20061113_173055_000000452052_00499_24601_3728.N1	13-NOV-2006 17:30:55	Tw_i_and_stray	44.500	94	92Alp Cet	2.5260	3100.0	89	24601	No
204	GOM_NL__2PRFIN20061113_173539_000000312052_00499_24601_3729.N1	13-NOV-2006 17:35:39	Bright	30.500	105	6Bet Ari	2.6450	8900.0	61	24601	No
205	GOM_NL__2PRFIN20061113_173942_000000302052_00499_24601_3730.N1	13-NOV-2006 17:39:42	Bright	30.000	173	4Bet Tri	3.0040	8900.0	60	24601	No
206	GOM_NL__2PRFIN20061113_174146_000000312052_00499_24601_3731.N1	13-NOV-2006 17:41:46	Bright	30.500	73	57Gam1And	2.2600	13100.	61	24601	No
207	GOM_NL__2PRFIN20061113_174540_000000332052_00499_24601_3732.N1	13-NOV-2006 17:45:40	Bright	32.500	160	23Gam Per	2.9300	4700.0	65	24601	No
208	GOM_NL__2PRFIN20061113_174701_000000302052_00499_24601_3733.N1	13-NOV-2006 17:47:01	Bright	30.000	76	27Gam Cas	2.3000	30000.	60	24601	No
209	GOM_NL__2PRFIN20061113_175459_000000322052_00499_24601_3734.N1	13-NOV-2006 17:54:59	Bright	31.500	49	1Alp UMi	1.9900	6300.0	63	24601	No
210	GOM_NL__2PRFIN20061113_175917_000000312052_00499_24601_3735.N1	13-NOV-2006 17:59:17	Bright	30.500	60	7Bet UMi	2.0810	3950.0	61	24601	No
211	GOM_NL__2PRFIN20061113_180457_000000292052_00499_24601_3736.N1	13-NOV-2006 18:04:57	Bright	29.000	32	77Eps UMa	1.7630	11000.	58	24601	No
212	GOM_NL__2PRFIN20061113_180633_000000322052_00499_24601_3737.N1	13-NOV-2006 18:06:33	Bright	31.500	39	85Eta UMa	1.8540	24000.	63	24601	No
213	GOM_NL__2PRFIN20061113_181002_000000312052_00499_24601_3738.N1	13-NOV-2006 18:10:02	Bright	31.000	152	12Alp2CVn	2.8900	11000.	62	24601	No
214	GOM_NL__2PRFIN20061113_181756_000000342052_00499_24601_3739.N1	13-NOV-2006 18:17:56	Bright	34.000	62	94Bet Leo	2.1360	9700.0	68	24601	No
215	GOM_NL__2PRFIN20061113_182130_000000302052_00499_24601_3740.N1	13-NOV-2006 18:21:30	Bright	30.000	121	29Gam Vir	2.7400	7200.0	60	24601	No
216	GOM_NL__2PRFIN20061113_182629_000000342052_00499_24601_3741.N1	13-NOV-2006 18:26:29	Tw_i_and_stray	34.000	100	4Gam Crv	2.5800	13100.	68	24601	No
217	GOM_NL__2PRFIN20061113_182800_000000402052_00499_24601_3742.N1	13-NOV-2006 18:28:00	Twilight	39.500	171	2Eps Crv	3.0010	4250.0	79	24601	No
218	GOM_NL__2PRFIN20061113_183710_000000382052_00499_24601_3743.N1	13-NOV-2006 18:37:10	Dark	38.000	113	Mu Vel	2.6920	5000.0	76	24601	No
219	GOM_NL__2PRFIN20061113_184014_000000322052_00500_24602_3724.N1	13-NOV-2006 18:40:14	Dark	31.500	124	The Car	2.7640	30000.	63	24602	No

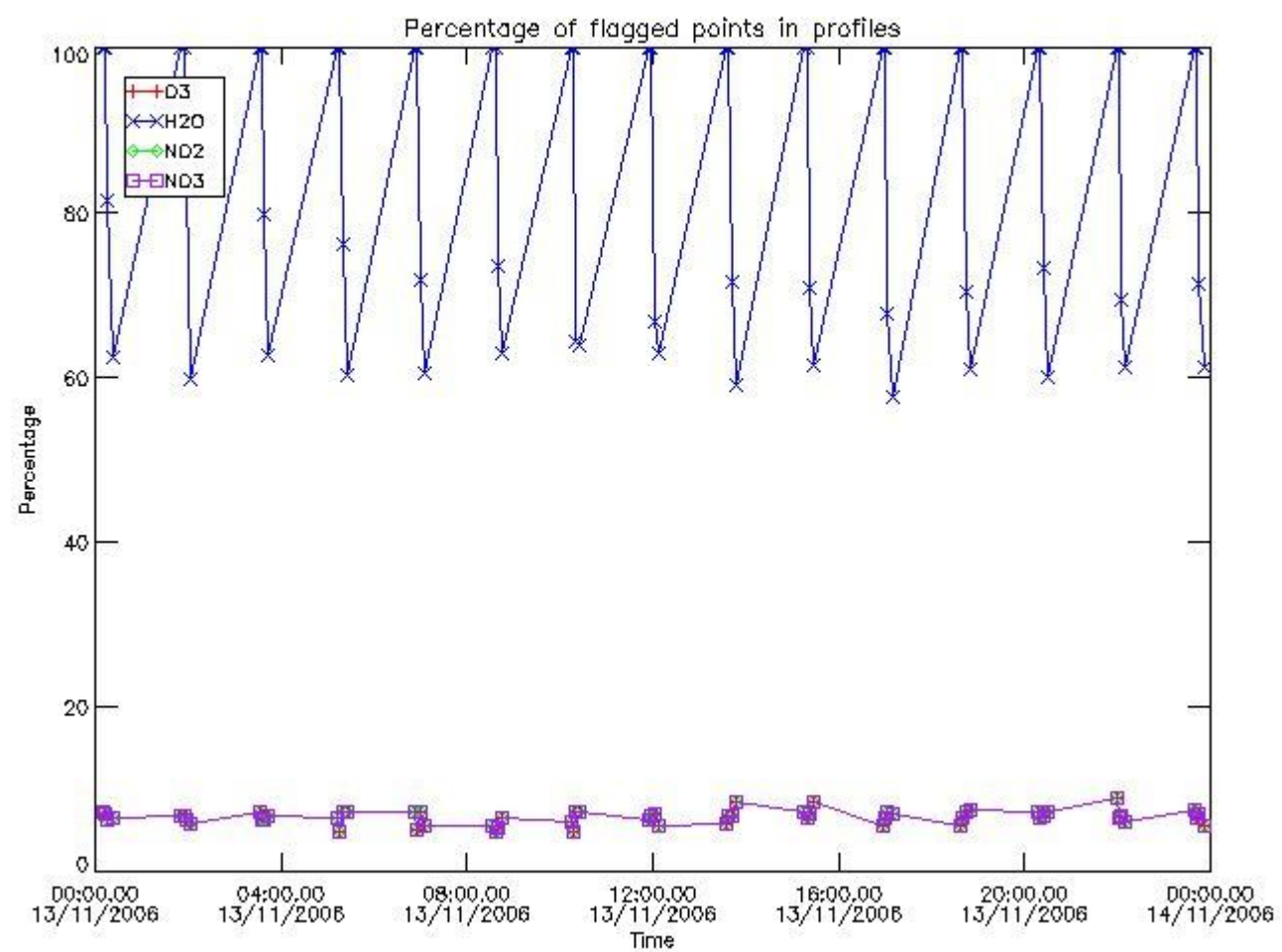
220	GOM_NL_2PRFIN20061113_184400_000000362052_00500_24602_3725.N1	13-NOV-2006 18:44:00	Dark	36.000	41	Eps Car	1.8600	4100.0	72	24602	No
221	GOM_NL_2PRFIN20061113_184929_000000412052_00500_24602_3726.N1	13-NOV-2006 18:49:29	Dark	41.000	2	Alp Car	-0.73600	7000.0	82	24602	No
222	GOM_NL_2PRFIN20061113_185826_000000342052_00500_24602_3727.N1	13-NOV-2006 18:58:26	Straylight	34.000	157	The1Eri	2.9060	9300.0	68	24602	No
223	GOM_NL_2PRFIN20061113_191131_000000422052_00500_24602_3728.N1	13-NOV-2006 19:11:31	Twilight	42.000	94	92Alp Cet	2.5260	3100.0	84	24602	No
224	GOM_NL_2PRFIN20061113_191615_000000322052_00500_24602_3729.N1	13-NOV-2006 19:16:15	Bright	31.500	105	6Bet Ari	2.6450	8900.0	63	24602	No
225	GOM_NL_2PRFIN20061113_192018_000000312052_00500_24602_3730.N1	13-NOV-2006 19:20:18	Bright	30.500	173	4Bet Tri	3.0040	8900.0	61	24602	No
226	GOM_NL_2PRFIN20061113_192222_000000312052_00500_24602_3731.N1	13-NOV-2006 19:22:22	Bright	31.000	73	57Gam1And	2.2600	13100.	62	24602	No
227	GOM_NL_2PRFIN20061113_192616_000000312052_00500_24602_3732.N1	13-NOV-2006 19:26:16	Bright	31.000	160	23Gam Per	2.9300	4700.0	62	24602	No
228	GOM_NL_2PRFIN20061113_192737_000000302052_00500_24602_3733.N1	13-NOV-2006 19:27:37	Bright	29.500	76	27Gam Cas	2.3000	30000.	59	24602	No
229	GOM_NL_2PRFIN20061113_193535_000000302052_00500_24602_3734.N1	13-NOV-2006 19:35:35	Bright	29.500	49	1Alp UMi	1.9900	6300.0	59	24602	No
230	GOM_NL_2PRFIN20061113_193953_000000322052_00500_24602_3735.N1	13-NOV-2006 19:39:53	Bright	31.500	60	7Bet UMi	2.0810	3950.0	63	24602	No
231	GOM_NL_2PRFIN20061113_194533_000000322052_00500_24602_3736.N1	13-NOV-2006 19:45:33	Bright	31.500	32	77Eps UMa	1.7630	11000.	63	24602	No
232	GOM_NL_2PRFIN20061113_194709_000000312052_00500_24602_3737.N1	13-NOV-2006 19:47:09	Bright	30.500	39	85Eta UMa	1.8540	24000.	61	24602	No
233	GOM_NL_2PRFIN20061113_195832_000000362052_00500_24602_3738.N1	13-NOV-2006 19:58:32	Bright	35.500	62	94Bet Leo	2.1360	9700.0	71	24602	No
234	GOM_NL_2PRFIN20061113_200206_000000302052_00500_24602_3739.N1	13-NOV-2006 20:02:06	Bright	29.500	121	29Gam Vir	2.7400	7200.0	59	24602	No
235	GOM_NL_2PRFIN20061113_200706_000000372052_00500_24602_3740.N1	13-NOV-2006 20:07:06	Twilight	36.500	100	4Gam Crv	2.5800	13100.	73	24602	No
236	GOM_NL_2PRFIN20061113_200836_000000372052_00500_24602_3741.N1	13-NOV-2006 20:08:36	Twilight	37.000	171	2Eps Crv	3.0010	4250.0	74	24602	No
237	GOM_NL_2PRFIN20061113_201747_000000352052_00500_24602_3742.N1	13-NOV-2006 20:17:47	Dark	35.000	113	Mu Vel	2.6920	5000.0	70	24602	No
238	GOM_NL_2PRFIN20061113_202050_000000322052_00501_24603_3724.N1	13-NOV-2006 20:20:50	Dark	31.500	124	The Car	2.7640	30000.	63	24603	No
239	GOM_NL_2PRFIN20061113_202437_000000382052_00501_24603_3725.N1	13-NOV-2006 20:24:37	Dark	38.000	41	Eps Car	1.8600	4100.0	76	24603	No
240	GOM_NL_2PRFIN20061113_203006_000000432052_00501_24603_3726.N1	13-NOV-2006 20:30:06	Dark	42.500	2	Alp Car	-0.73600	7000.0	85	24603	No
241	GOM_NL_2PRFIN20061113_203902_000000342052_00501_24603_3727.N1	13-NOV-2006 20:39:02	Straylight	33.500	157	The1Eri	2.9060	9300.0	67	24603	No
242	GOM_NL_2PRFIN20061113_205207_000000402052_00501_24603_3728.N1	13-NOV-2006 20:52:07	Twilight	39.500	94	92Alp Cet	2.5260	3100.0	79	24603	No
243	GOM_NL_2PRFIN20061113_205651_000000312052_00501_24603_3729.N1	13-NOV-2006 20:56:51	Bright	30.500	105	6Bet Ari	2.6450	8900.0	61	24603	No
244	GOM_NL_2PRFIN20061113_210054_000000312052_00501_24603_3730.N1	13-NOV-2006 21:00:54	Bright	30.500	173	4Bet Tri	3.0040	8900.0	61	24603	No
245	GOM_NL_2PRFIN20061113_210258_000000312052_00501_24603_3731.N1	13-NOV-2006 21:02:58	Bright	31.000	73	57Gam1And	2.2600	13100.	62	24603	No
246	GOM_NL_2PRFIN20061113_210651_000000332052_00501_24603_3732.N1	13-NOV-2006 21:06:51	Bright	32.500	160	23Gam Per	2.9300	4700.0	65	24603	No
247	GOM_NL_2PRFIN20061113_210813_000000462052_00501_24603_3733.N1	13-NOV-2006 21:08:13	Bright	45.500	76	27Gam Cas	2.3000	30000.	91	24603	No
248	GOM_NL_2PRFIN20061113_211611_000000282052_00501_24603_3734.N1	13-NOV-2006 21:16:11	Bright	27.500	49	1Alp UMi	1.9900	6300.0	55	24603	No
249	GOM_NL_2PRFIN20061113_212029_000000282052_00501_24603_3735.N1	13-NOV-2006 21:20:29	Bright	28.000	60	7Bet UMi	2.0810	3950.0	56	24603	No
250	GOM_NL_2PRFIN20061113_212609_000000312052_00501_24603_3736.N1	13-NOV-2006 21:26:09	Bright	30.500	32	77Eps UMa	1.7630	11000.	61	24603	No
251	GOM_NL_2PRFIN20061113_212745_000000312052_00501_24603_3737.N1	13-NOV-2006 21:27:45	Bright	30.500	39	85Eta UMa	1.8540	24000.	61	24603	No
252	GOM_NL_2PRFIN20061113_213114_000000292052_00501_24603_3738.N1	13-NOV-2006 21:31:14	Bright	29.000	152	12Alp2CVn	2.8900	11000.	58	24603	No
253	GOM_NL_2PRFIN20061113_213909_000000332052_00501_24603_3739.N1	13-NOV-2006 21:39:09	Bright	32.500	62	94Bet Leo	2.1360	9700.0	65	24603	No
254	GOM_NL_2PRFIN20061113_214243_000000292052_00501_24603_3740.N1	13-NOV-2006 21:42:43	Bright	28.500	121	29Gam Vir	2.7400	7200.0	57	24603	No
255	GOM_NL_2PRFIN20061113_214742_000000352052_00501_24603_3741.N1	13-NOV-2006 21:47:42	Twilight	34.500	100	4Gam Crv	2.5800	13100.	69	24603	No
256	GOM_NL_2PRFIN20061113_214912_000000382052_00501_24603_3742.N1	13-NOV-2006 21:49:12	Twilight	37.500	171	2Eps Crv	3.0010	4250.0	75	24603	No
257	GOM_NL_2PRFIN20061113_215823_000000352052_00501_24603_3743.N1	13-NOV-2006 21:58:23	Dark	34.500	113	Mu Vel	2.6920	5000.0	69	24603	No
258	GOM_NL_2PRFIN20061113_220126_000000322053_00001_24604_3724.N1	13-NOV-2006 22:01:26	Dark	32.000	124	The Car	2.7640	30000.	64	24604	No
259	GOM_NL_2PRFIN20061113_220513_000000382053_00001_24604_3725.N1	13-NOV-2006 22:05:13	Dark	38.000	41	Eps Car	1.8600	4100.0	76	24604	No
260	GOM_NL_2PRFIN20061113_221042_000000522053_00001_24604_3726.N1	13-NOV-2006 22:10:42	Dark	51.500	2	Alp Car	-0.73600	7000.0	103	24604	No
261	GOM_NL_2PRFIN20061113_221939_000000312053_00001_24604_3727.N1	13-NOV-2006 22:19:39	Straylight	31.000	157	The1Eri	2.9060	9300.0	62	24604	No
262	GOM_NL_2PRFIN20061113_223243_000000402053_00001_24604_3728.N1	13-NOV-2006 22:32:43	Twilight	40.000	94	92Alp Cet	2.5260	3100.0	80	24604	No
263	GOM_NL_2PRFIN20061113_223727_000000312053_00001_24604_3729.N1	13-NOV-2006 22:37:27	Bright	30.500	105	6Bet Ari	2.6450	8900.0	61	24604	No
264	GOM_NL_2PRFIN20061113_224130_000000302053_00001_24604_3730.N1	13-NOV-2006 22:41:30	Bright	29.500	173	4Bet Tri	3.0040	8900.0	59	24604	No
265	GOM_NL_2PRFIN20061113_224334_000000312053_00001_24604_3731.N1	13-NOV-2006 22:43:34	Bright	31.000	73	57Gam1And	2.2600	13100.	62	24604	No
266	GOM_NL_2PRFIN20061113_224727_000000322053_00001_24604_3732.N1	13-NOV-2006 22:47:27	Bright	32.000	160	23Gam Per	2.9300	4700.0	64	24604	No
267	GOM_NL_2PRFIN20061113_224849_000000282053_00001_24604_3733.N1	13-NOV-2006 22:48:49	Bright	28.000	76	27Gam Cas	2.3000	30000.	56	24604	No
268	GOM_NL_2PRFIN20061113_225647_000000302053_00001_24604_3734.N1	13-NOV-2006 22:56:47	Bright	30.000	49	1Alp UMi	1.9900	6300.0	60	24604	No
269	GOM_NL_2PRFIN20061113_230105_000000302053_00001_24604_3735.N1	13-NOV-2006 23:01:05	Bright	30.000	60	7Bet UMi	2.0810	3950.0	60	24604	No
270	GOM_NL_2PRFIN20061113_230645_000000322053_00001_24604_3736.N1	13-NOV-2006 23:06:45	Bright	31.500	32	77Eps UMa	1.7630	11000.	63	24604	No
271	GOM_NL_2PRFIN20061113_230821_000000302053_00001_24604_3737.N1	13-NOV-2006 23:08:21	Bright	30.000	39	85Eta UMa	1.8540	24000.	60	24604	No
272	GOM_NL_2PRFIN20061113_231150_000000292053_00001_24604_3738.N1	13-NOV-2006 23:11:50	Bright	29.000	152	12Alp2CVn	2.8900	11000.	58	24604	No
273	GOM_NL_2PRFIN20061113_231945_000000352053_00001_24604_3739.N1	13-NOV-2006 23:19:45	Bright	34.500	62	94Bet Leo	2.1360	9700.0	69	24604	No
274	GOM_NL_2PRFIN20061113_232319_000000292053_00001_24604_3740.N1	13-NOV-2006 23:23:19	Bright	28.500	121	29Gam Vir	2.7400	7200.0	57	24604	No
275	GOM_NL_2PRFIN20061113_232818_000000332053_00001_24604_3741.N1	13-NOV-2006 23:28:18	Twilight	32.500	100	4Gam Crv	2.5800	13100.	65	24604	No
276	GOM_NL_2PRFIN20061113_232948_000000352053_00001_24604_3742.N1	13-NOV-2006 23:29:48	Twilight	34.500	171	2Eps Crv	3.0010	4250.0	69	24604	No
277	GOM_NL_2PRFIN20061113_233859_000000352053_00001_24604_3743.N1	13-NOV-2006 23:38:59	Dark	34.500	113	Mu Vel	2.6920	5000.0	69	24604	No
278	GOM_NL_2PRFIN20061113_234203_000000322053_00002_24605_3724.N1	13-NOV-2006 23:42:03	Dark	31.500	124	The Car	2.7640	30000.	63	24605	No

279	GOM_NL__2PRFIN20061113_234550_000000372053_00002_24605_3725.N1	13-NOV-2006 23:45:50	Dark	37.000	41	Eps Car	1.8600	4100.0	74	24605	No
280	GOM_NL__2PRFIN20061113_235119_000000552053_00002_24605_3726.N1	13-NOV-2006 23:51:19	Dark	54.500	2	Alp Car	-0.73600	7000.0	109	24605	No

3. Quality information per product


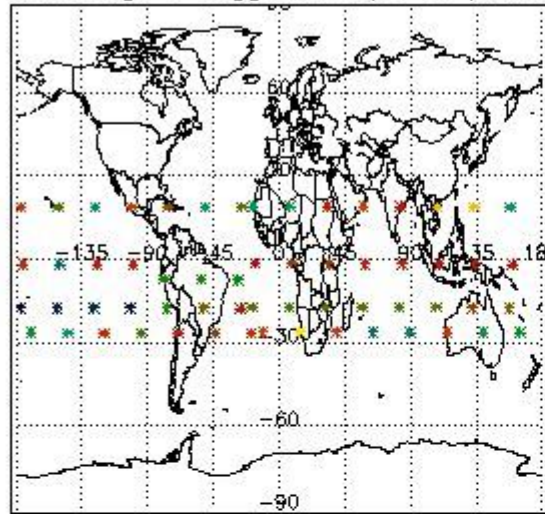
In this section it is plotted some information contained in the Quality Summary data set of the level 2 products. Only products in dark limb conditions and without errors (error flag in the MPH set to "0") are used.

3.1 Plot quality information per product (time dependant)

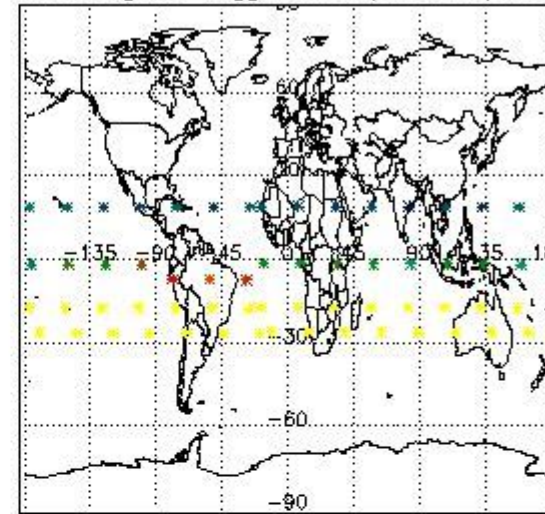


3.2 Plot quality information per product (world map)


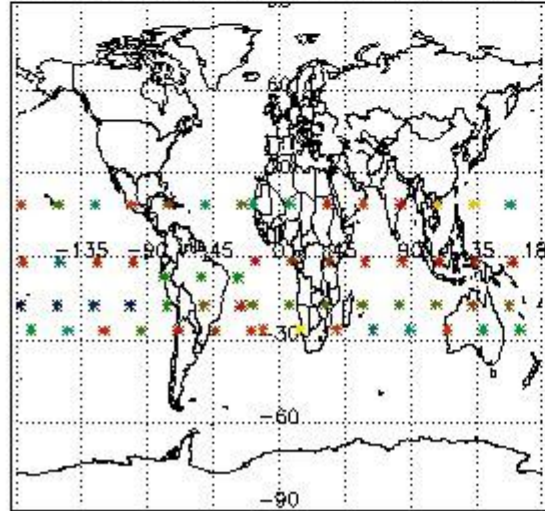
Percentage of flagged data per O3 profile



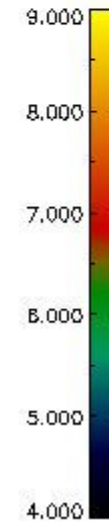
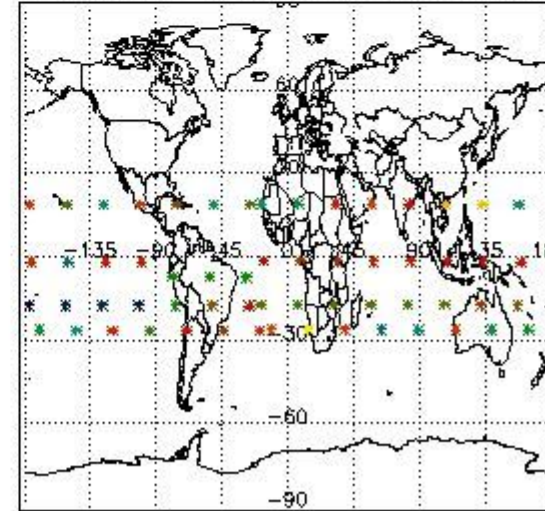
Percentage of flagged data per H2O profile



Percentage of flagged data per NO2 profile



Percentage of flagged data per NO3 profile

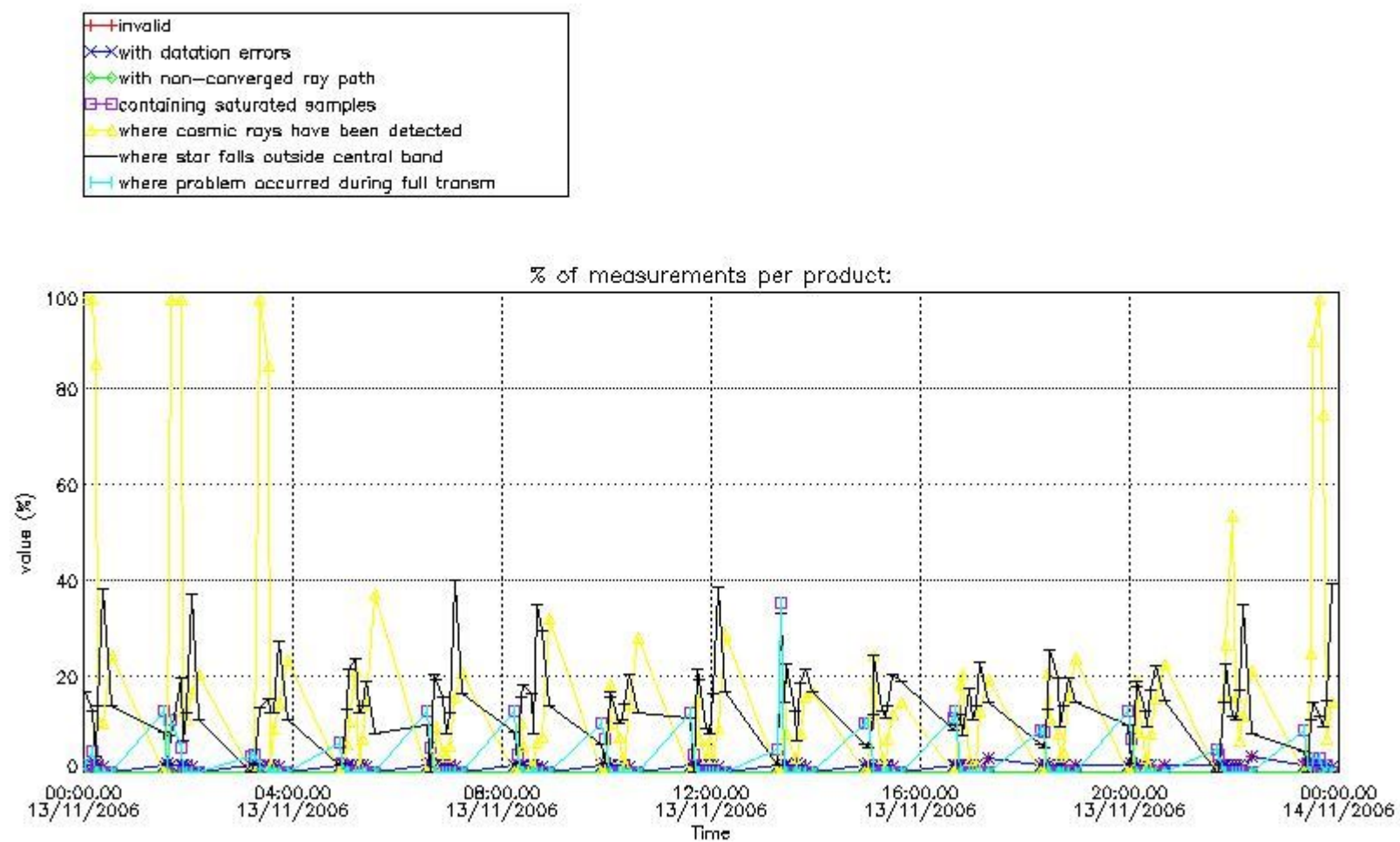


4. Level 1 quality information per product

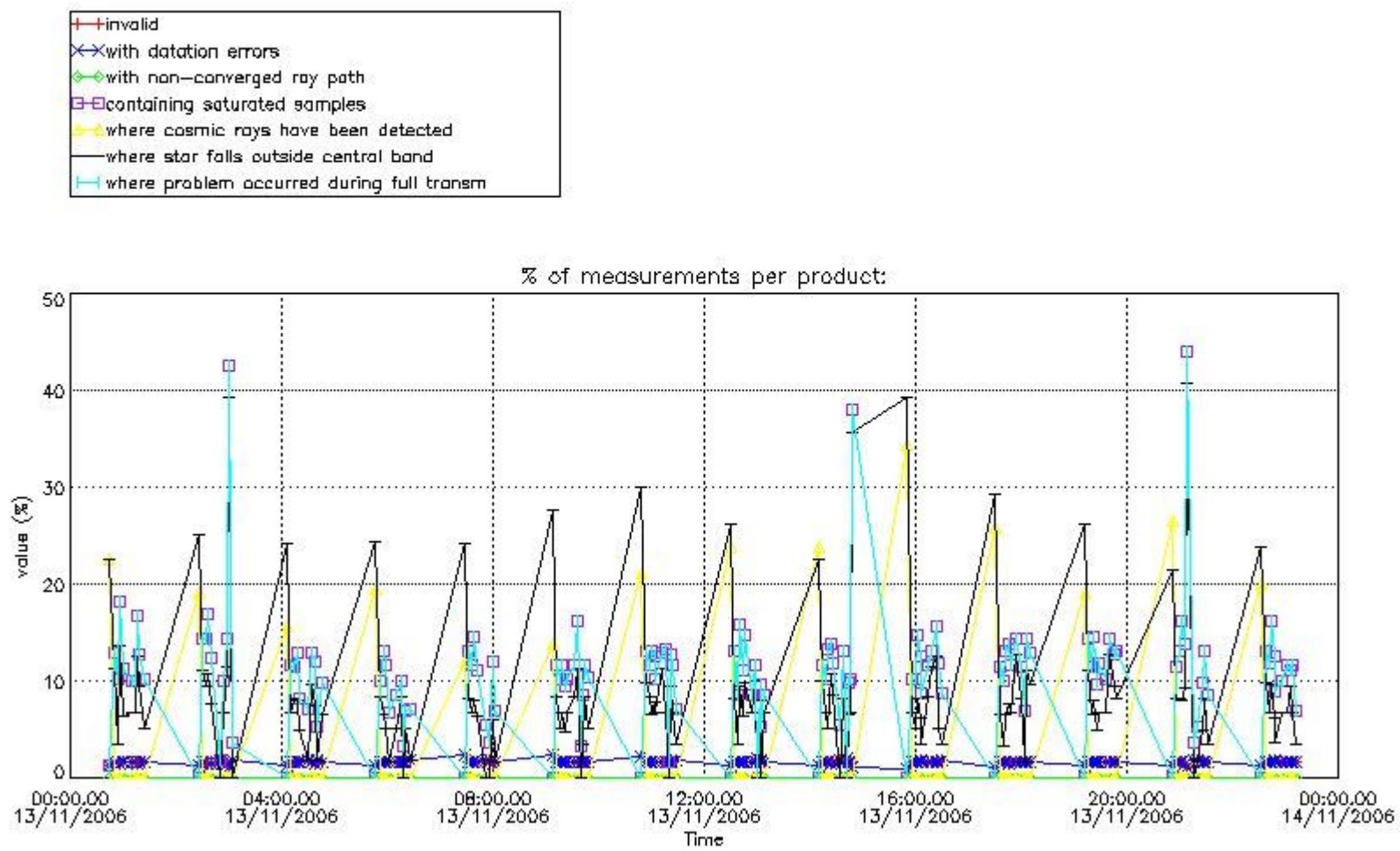
In this section it is plotted some information contained in the Quality Summary data set of the level 2 products that comes from the level 1b processing. Products without errors (error flag in the MPH set to "0") are used.

4.1 Plot quality information per product (time dependant) coming from level 1b processing

4.1.1 Plot level 1 quality information per product (time dependant): ENVISAT ASCENDING passes



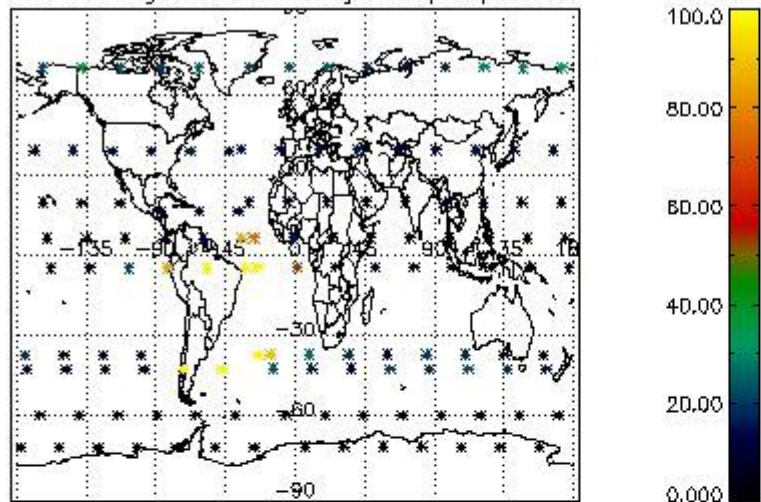
4.1.2 Plot level 1 quality information per product (time dependant): ENVI SAT DESCENDING passes



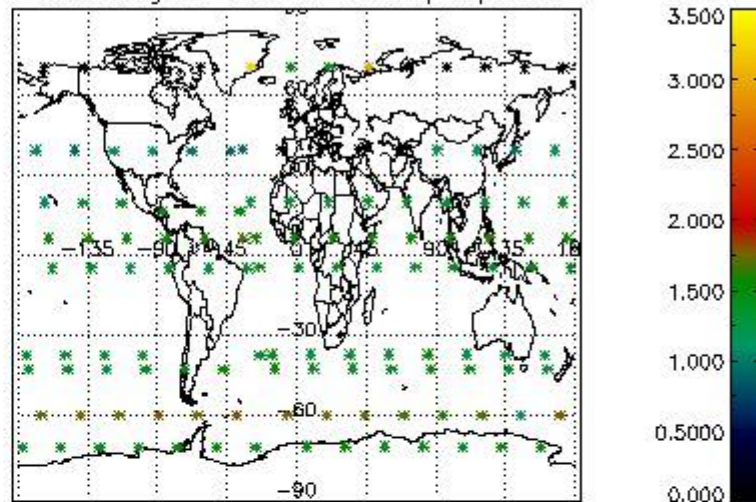
4.2 Plot quality information per product coming from level 1b processing (world map)

4.2.1 Plot level 1 quality information per product (world map): ENVISAT ASCENDING passes

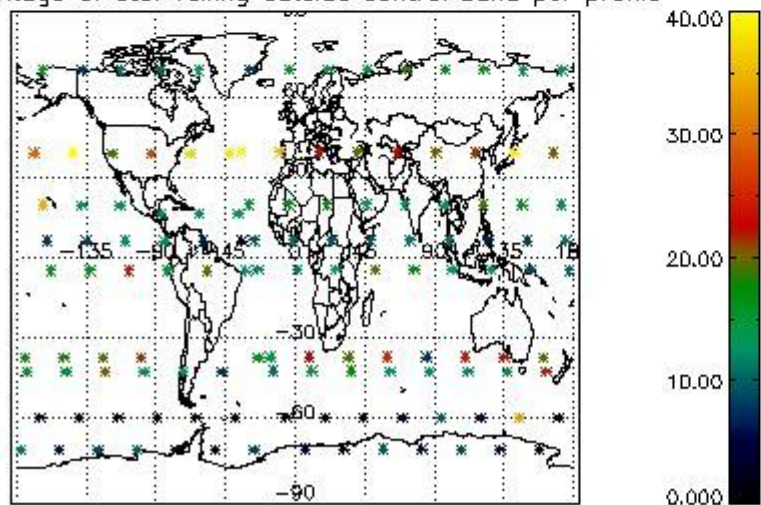
Percentage of cosmic ray hits per profile



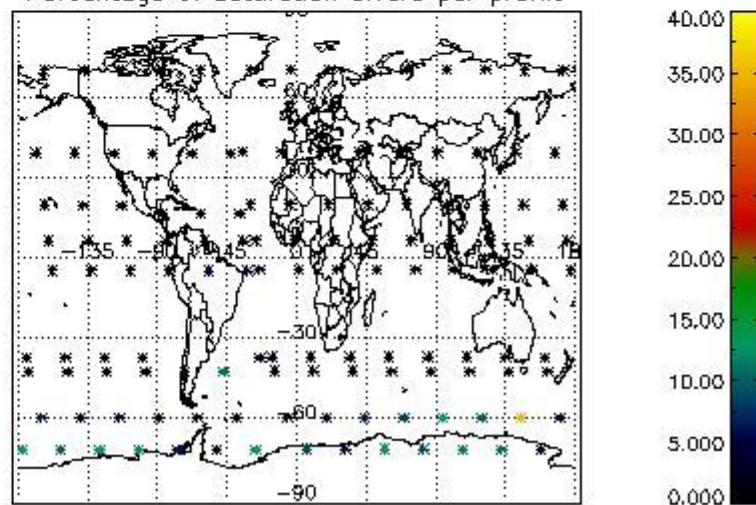
Percentage of datation errors per profile



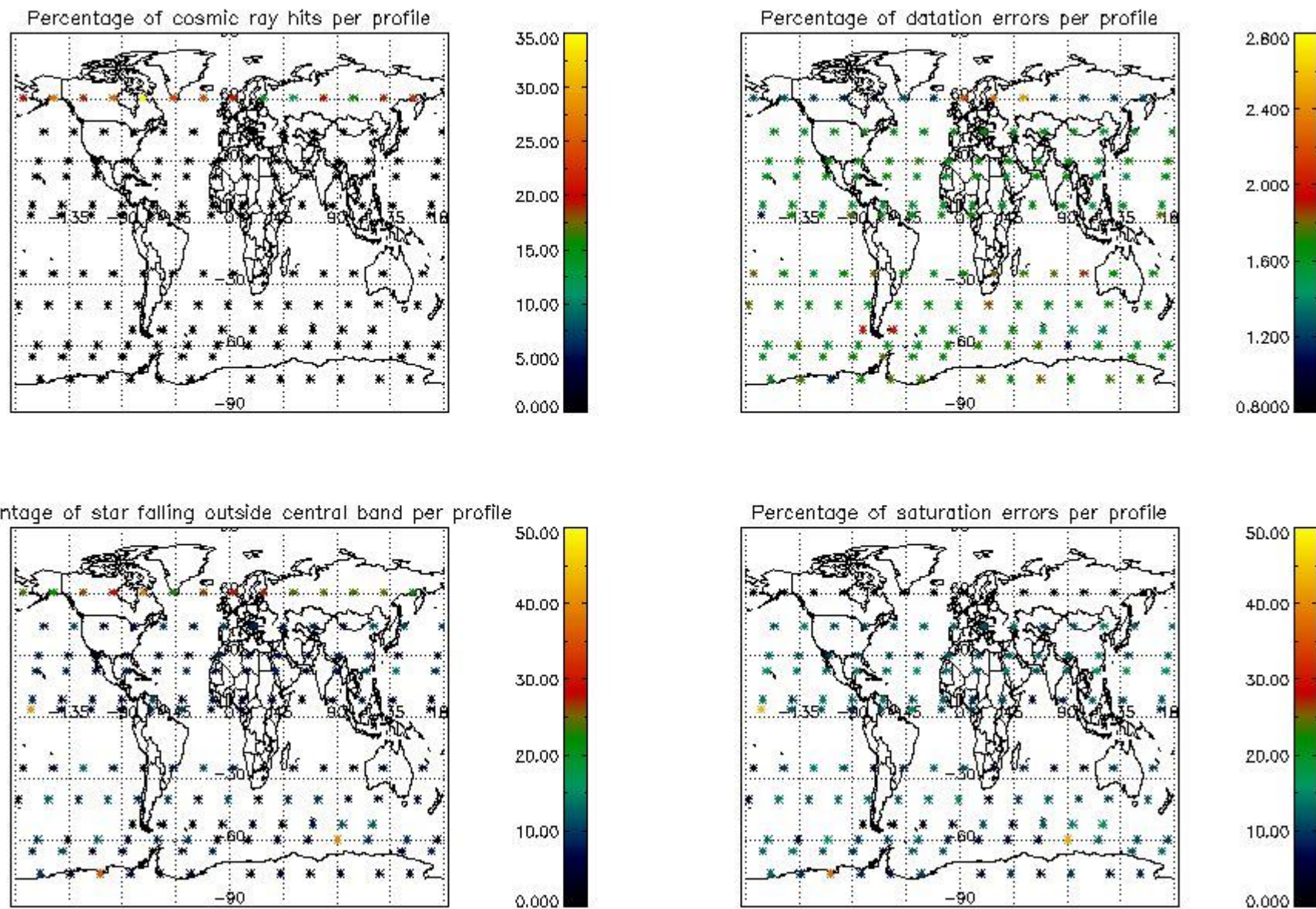
Percentage of star falling outside central band per profile



Percentage of saturation errors per profile



4.2.2 Plot level 1 quality information per product (world map): ENVISAT DESCENDING passes



5. Trace gas profiles

5.1 Ozone statistics based on quality of products

The final quality of the products can be "measured" using the STD (Standard Deviation) attached to every point profile. This information is written to the parameter GOM_NL__2P/NL_LOCAL_SPECIES_DENSITY/o3_std of the level 2 products. The table below shows the statistics for given STD ranges.

The statistics are given with respect to the overall valid production:

- Products without fatal errors: GOM_NL__2P/MPH/PRODUCT_ERR=0
- Valid point profile: GOM_NL__2P/NL_LOCAL_SPECIES_DENSITY/pcd(0)=0

The 'Criteria' is applied to valid points of dark limb products:

- Products in dark limb illumination condition: GOM_NL__2P/NL_SUMMARY_QUALITY/obs_ill_cond=0
- Products without fatal errors: GOM_NL__2P/MPH/PRODUCT_ERR=0
- Valid point profile: GOM_NL__2P/NL_LOCAL_SPECIES_DENSITY/pcd(0)=0

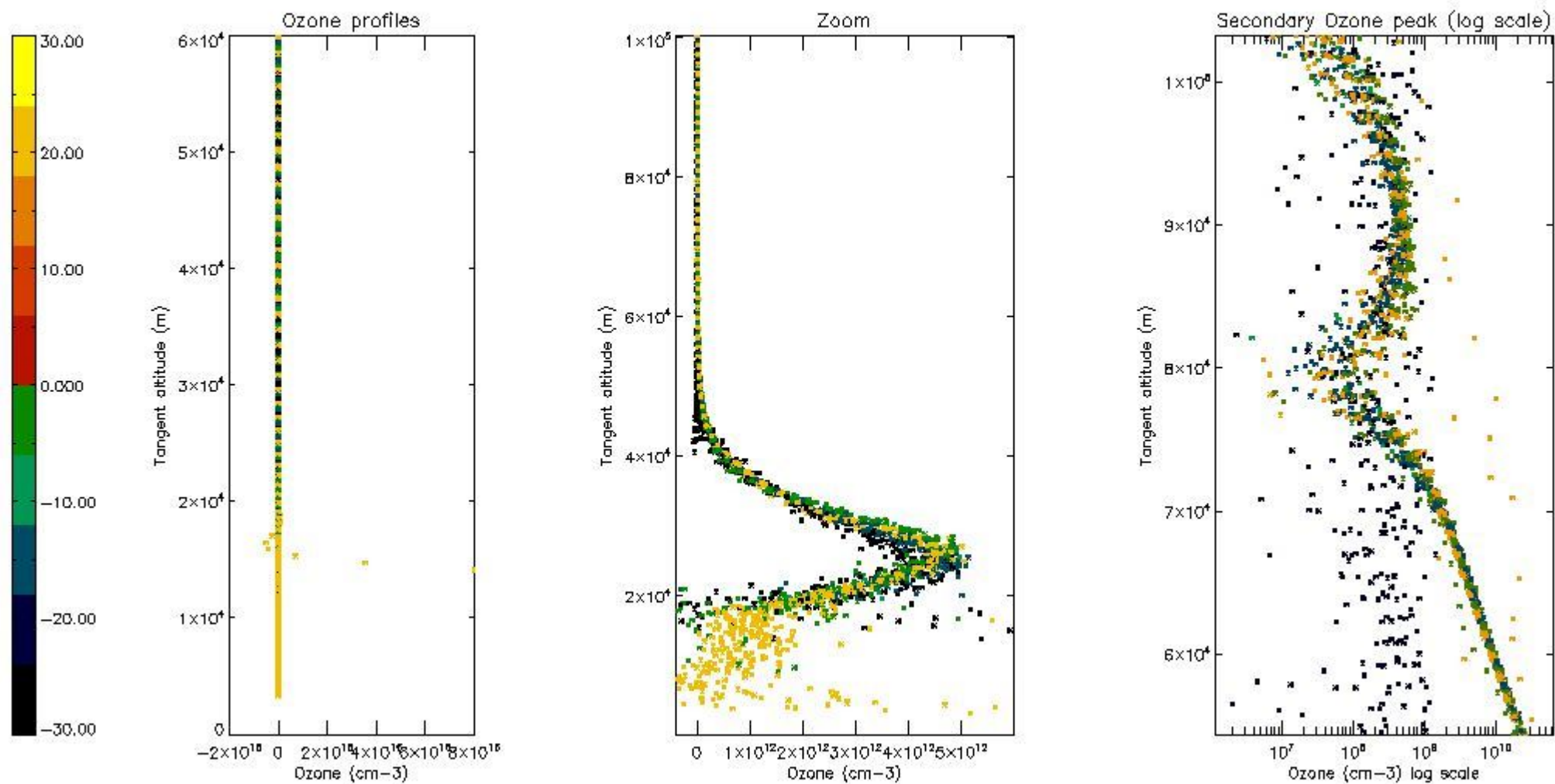
So, the table below shows the percentage of dark limb and valid observations for each criteria with respect to the overall valid daily observations.

Criteria	% of total production
All STD	24
STD < 20	15

STD < 10	12
STD < 5	7

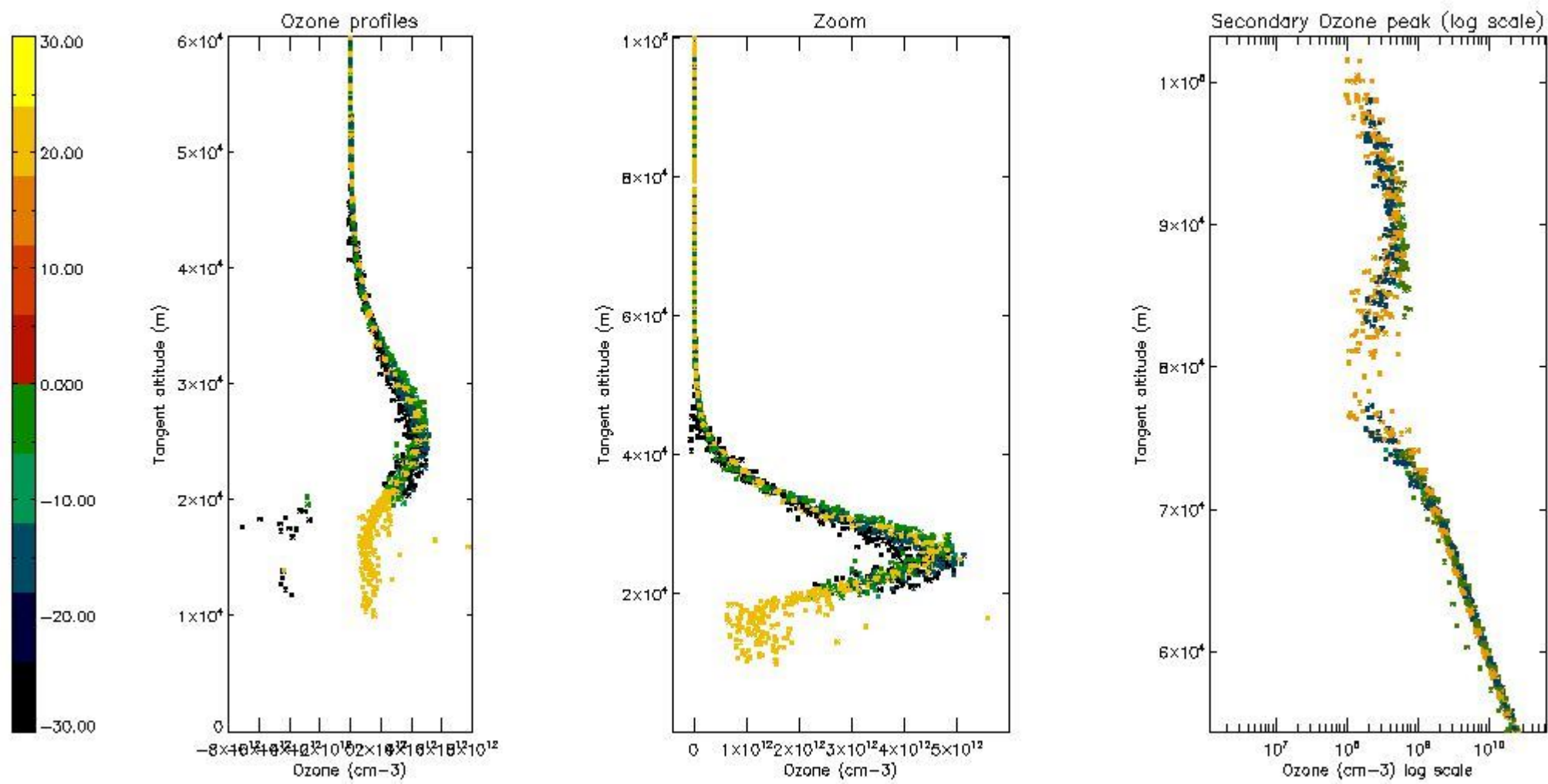
5.2 Plot ozone profiles for all STD (dark without errors)

The colorbar represents the latitude.



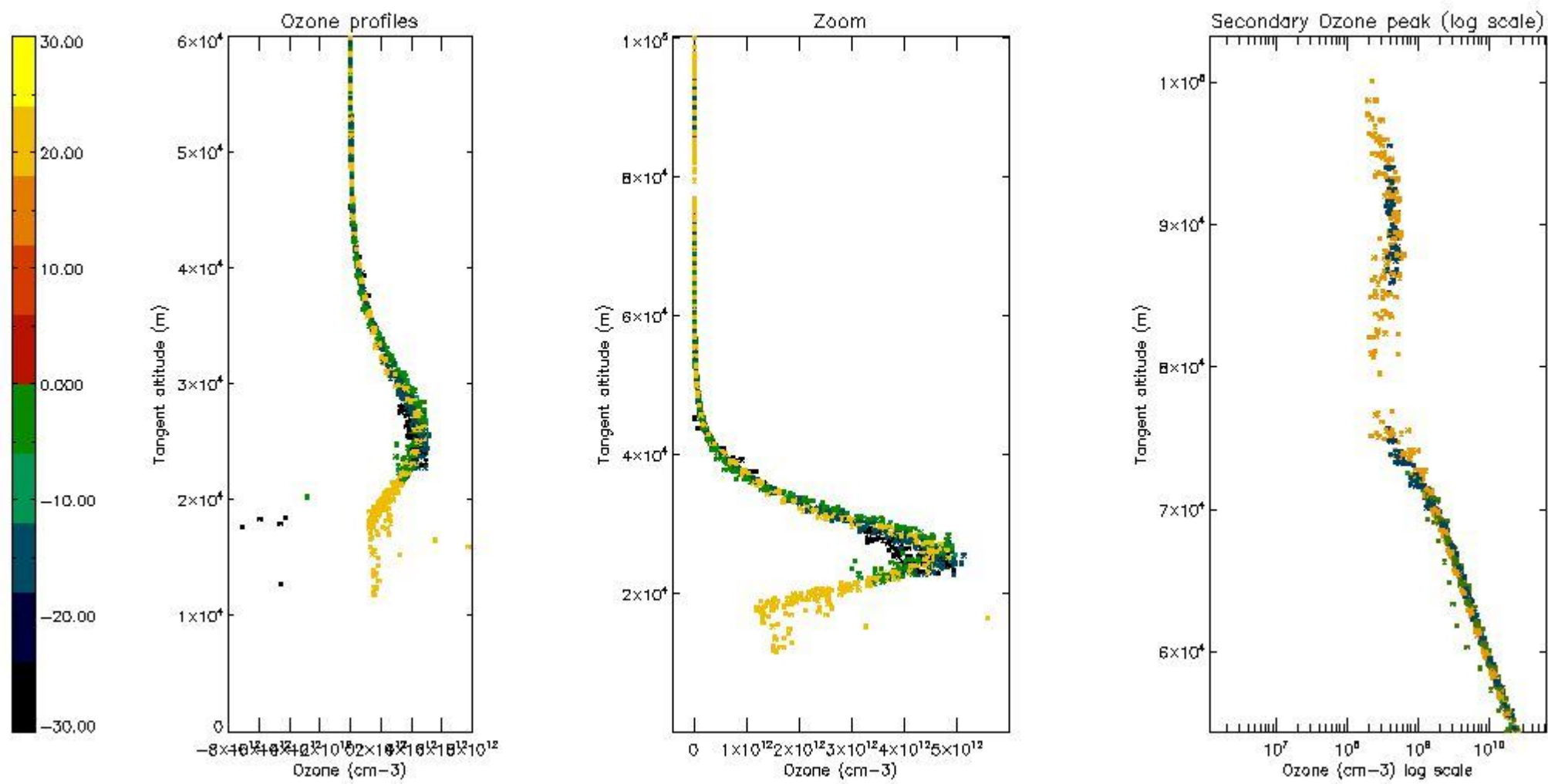
5.3 Plot ozone profiles where STD < 20% (dark without errors)

The colorbar represents the latitude.



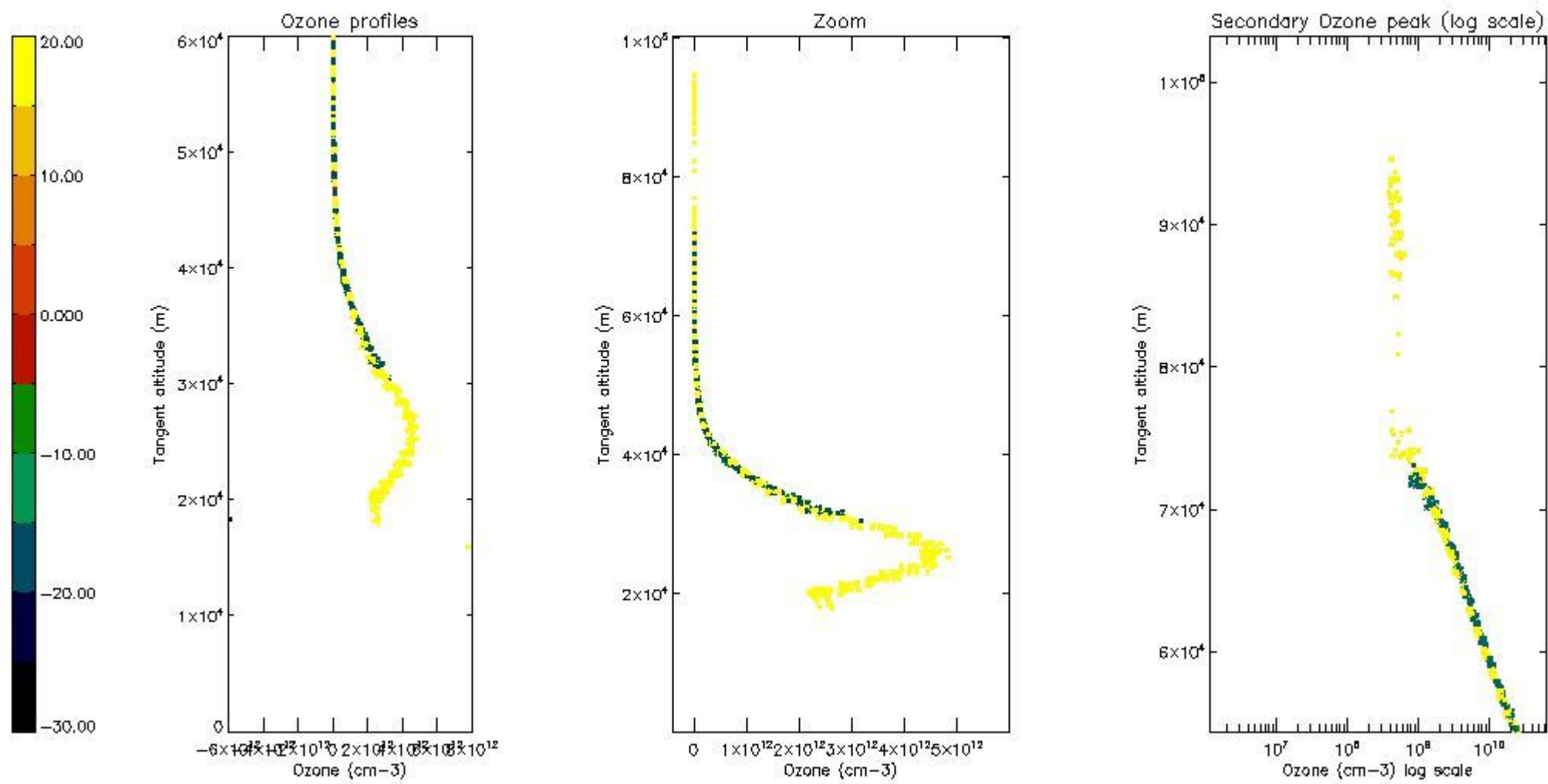
5.4 Plot ozone profiles where STD < 10% (dark without errors)

The colorbar represents the latitude.



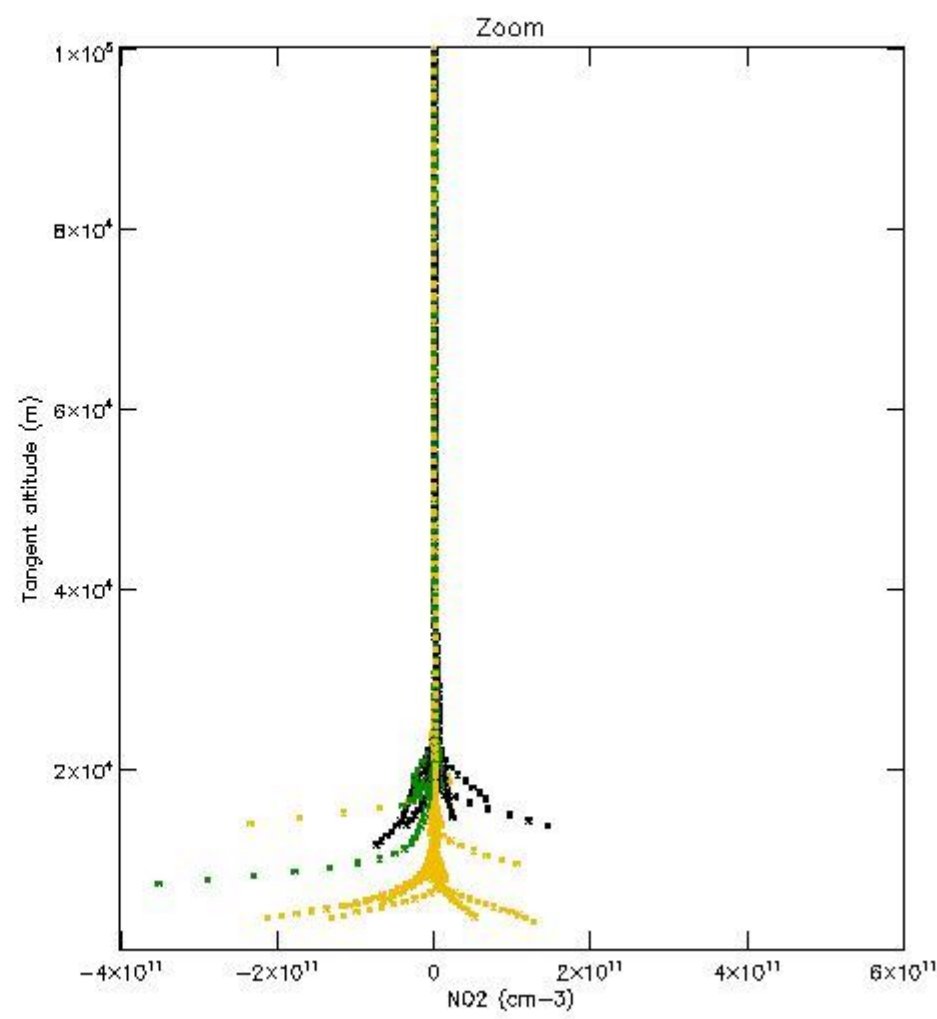
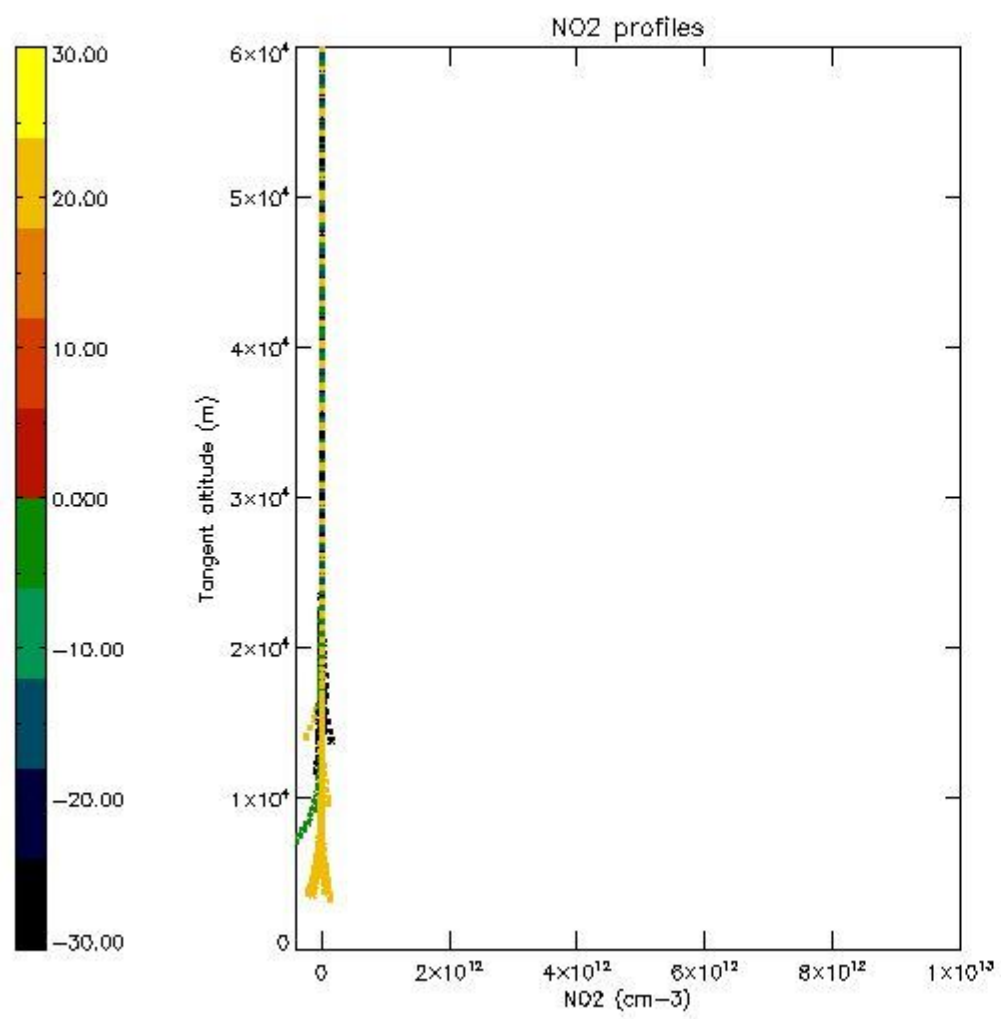
5.5 Plot ozone profiles where STD < 5% (dark without errors)

The colorbar represents the latitude.



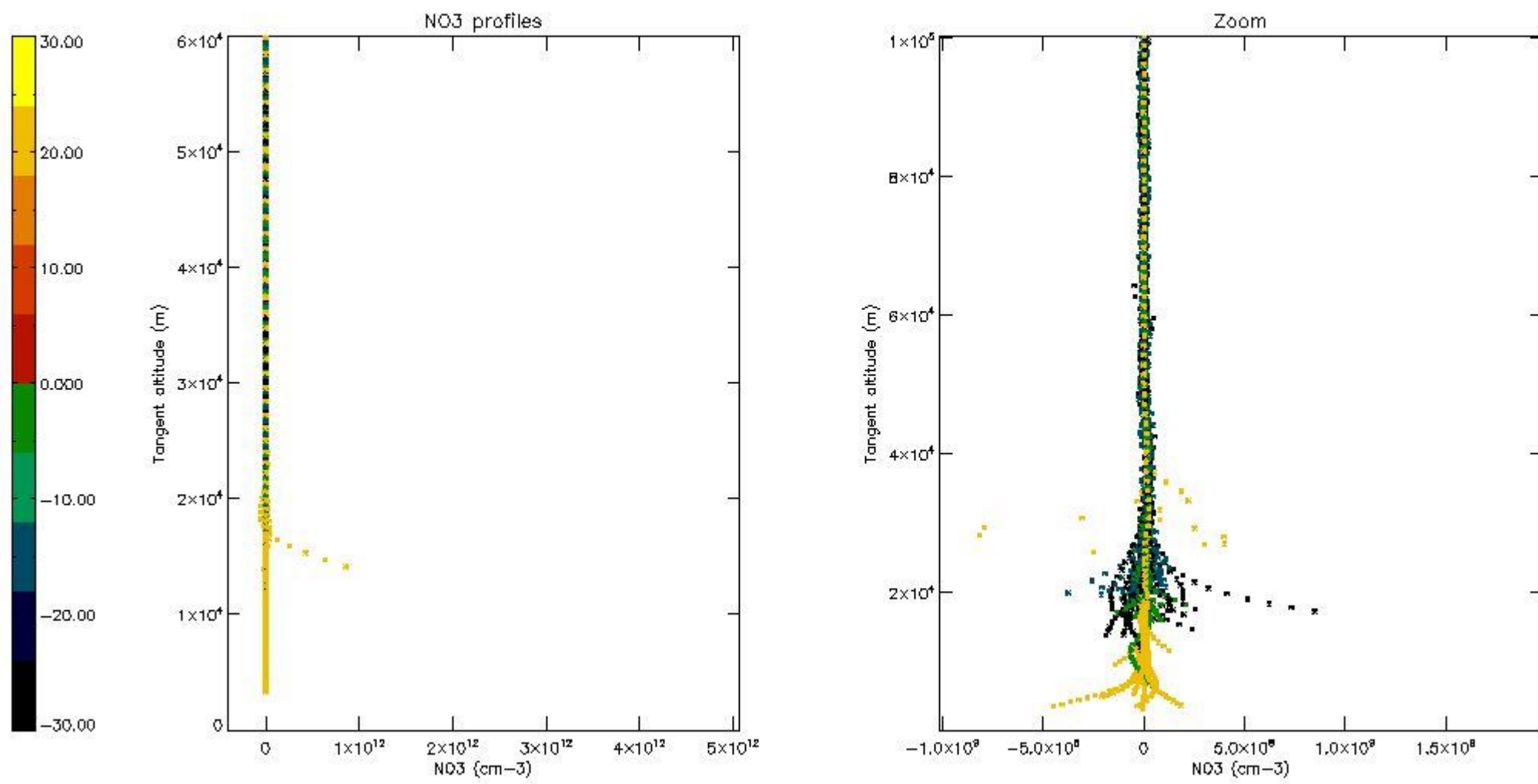
5.6 Plot NO₂ profiles for all STD (dark without errors)

The colorbar represents the latitude.



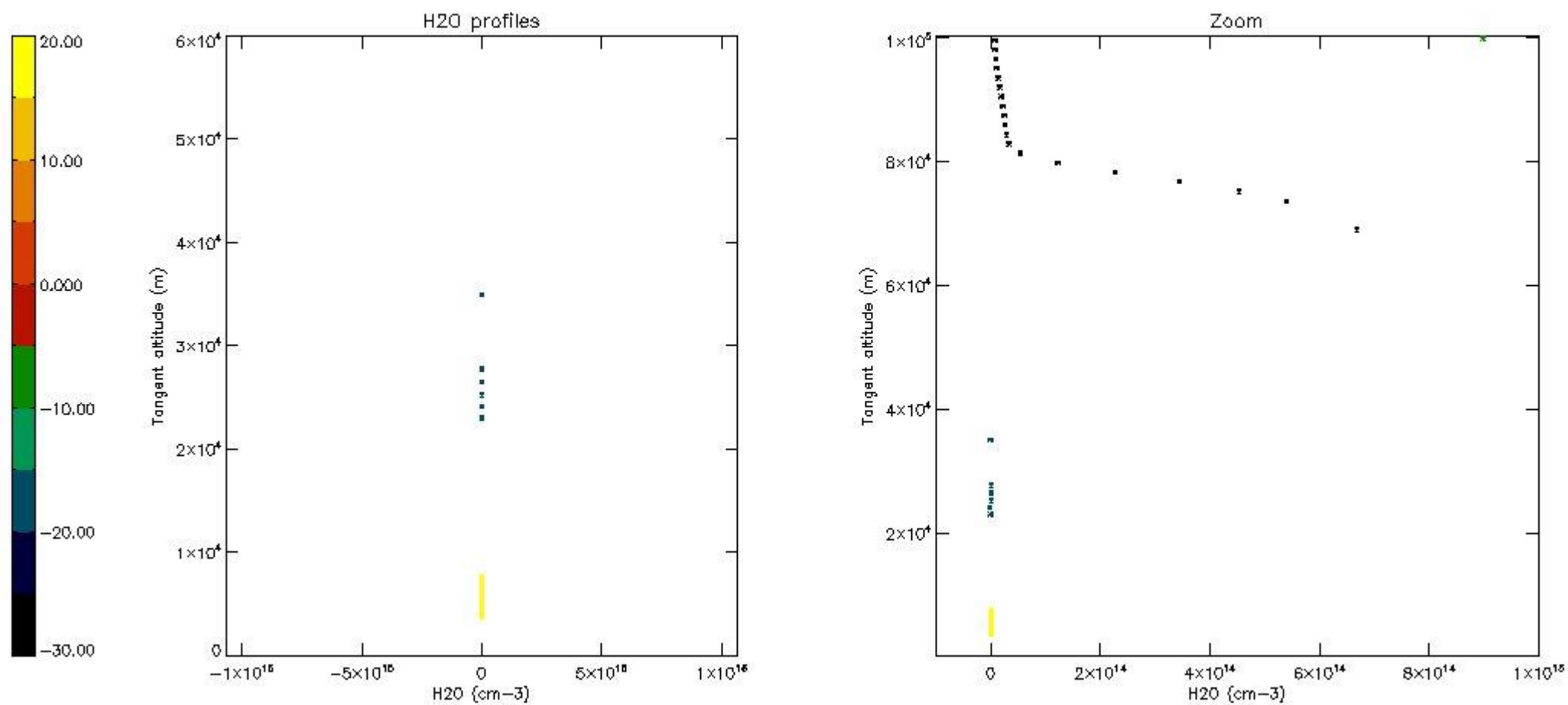
5.7 Plot NO3 profiles for all STD (dark without errors)

The colorbar represents the latitude.



5.8 Plot H2O profiles for all STD (only for occultations of stars 1,2,3,4,13,14,16,26,63 dark without errors)

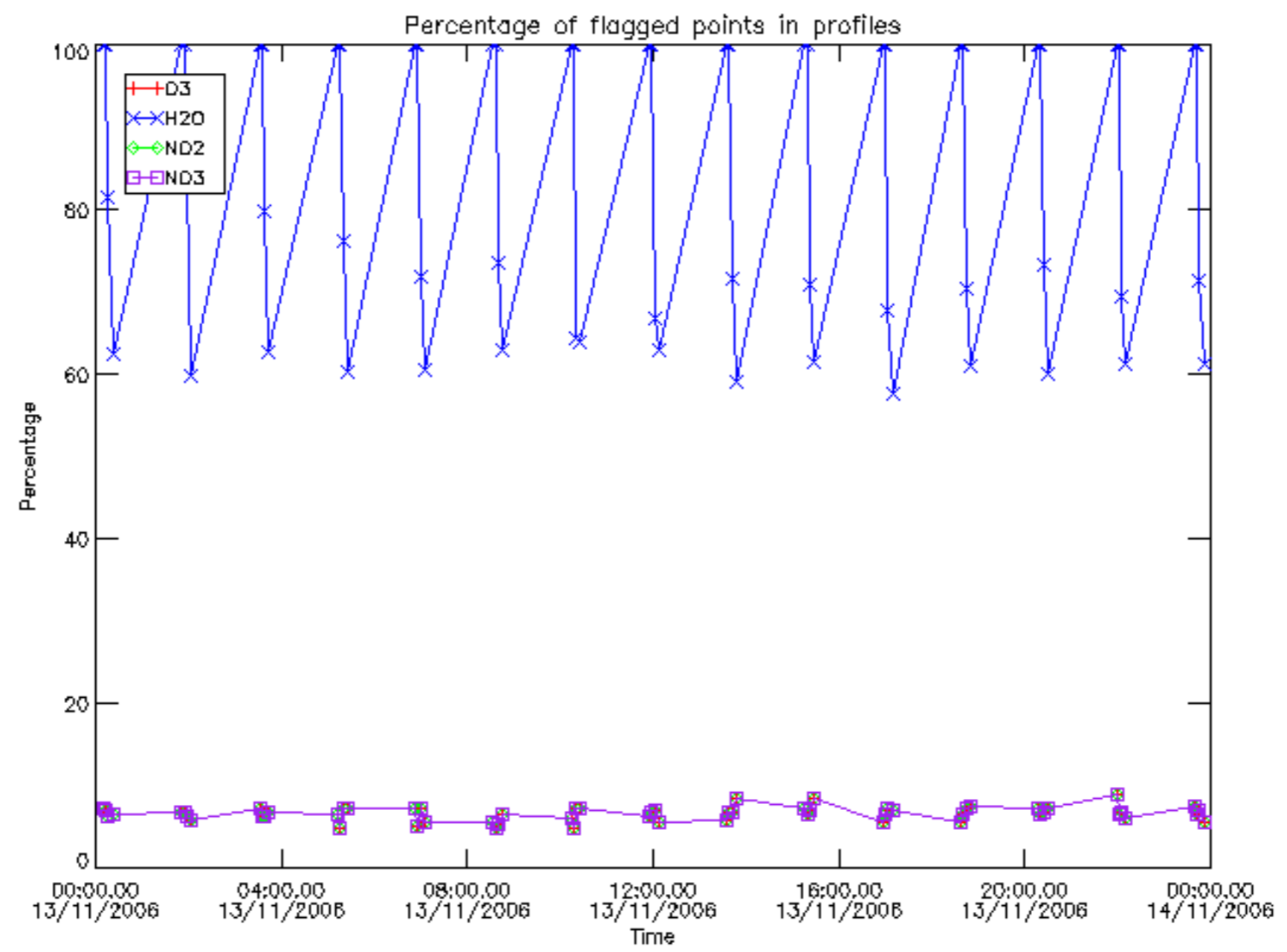
The colorbar represents the latitude.



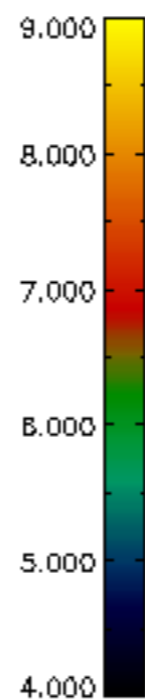
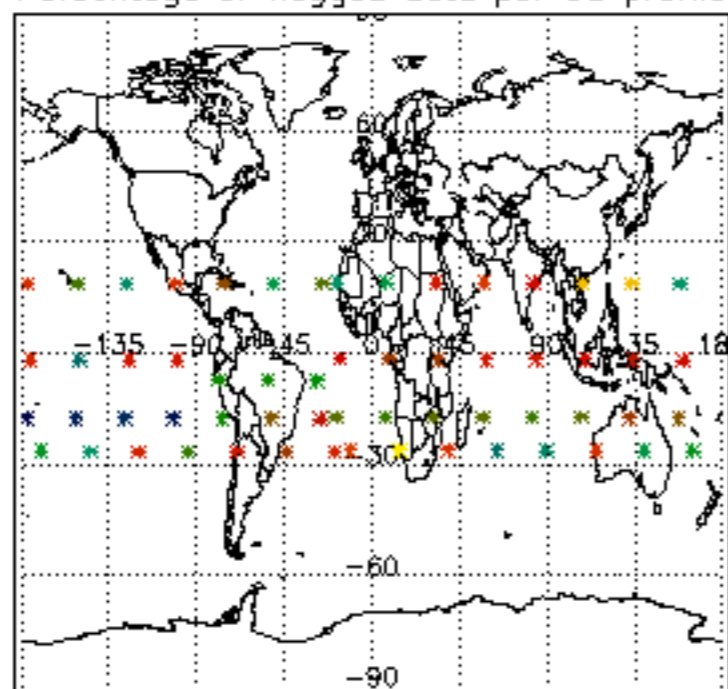
6. Auxiliary Data Files used for the production reported in section 2

The number reported in the third column indicates since which file (see list in section 2) the corresponding auxiliary file has been used. The fourth column is the date of those product files.

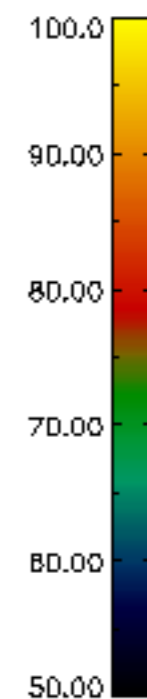
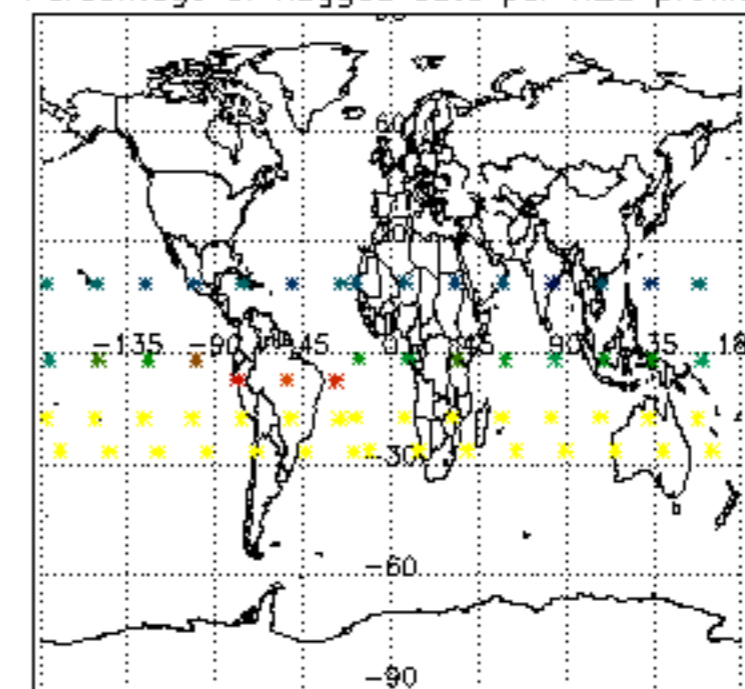
Type	Auxiliary Filename	Used since product	Used since product date
INST_PHYS_CHARACTERISTICS	GOM_INS_AXVIEC20091111_143220_20030716_120000_20500101_000000	1	13-NOV-2006 00:01:19
LEVEL-2_PROC_CONFIG	GOM_PR2_AXVIEC20091111_152718_20020301_000000_20500101_000000	1	13-NOV-2006 00:01:19
CROSS_SECTIONS_FILE	GOM_CRS_AXVIEC20091111_154832_20020301_000000_20500101_000000	1	13-NOV-2006 00:01:19



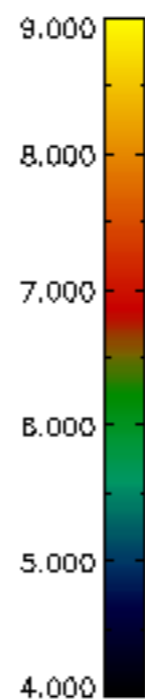
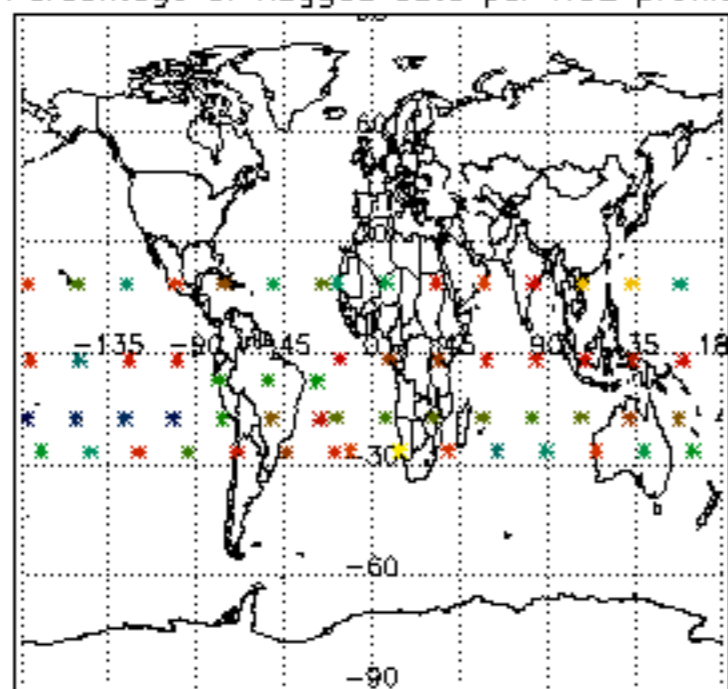
Percentage of flagged data per D3 profile



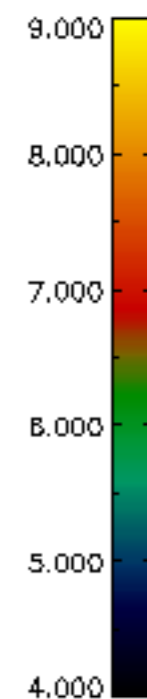
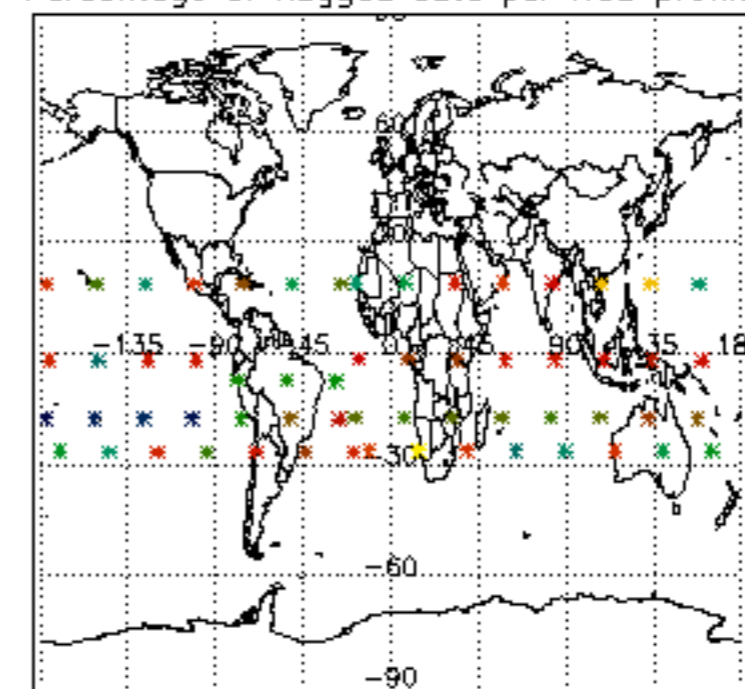
Percentage of flagged data per H2O profile

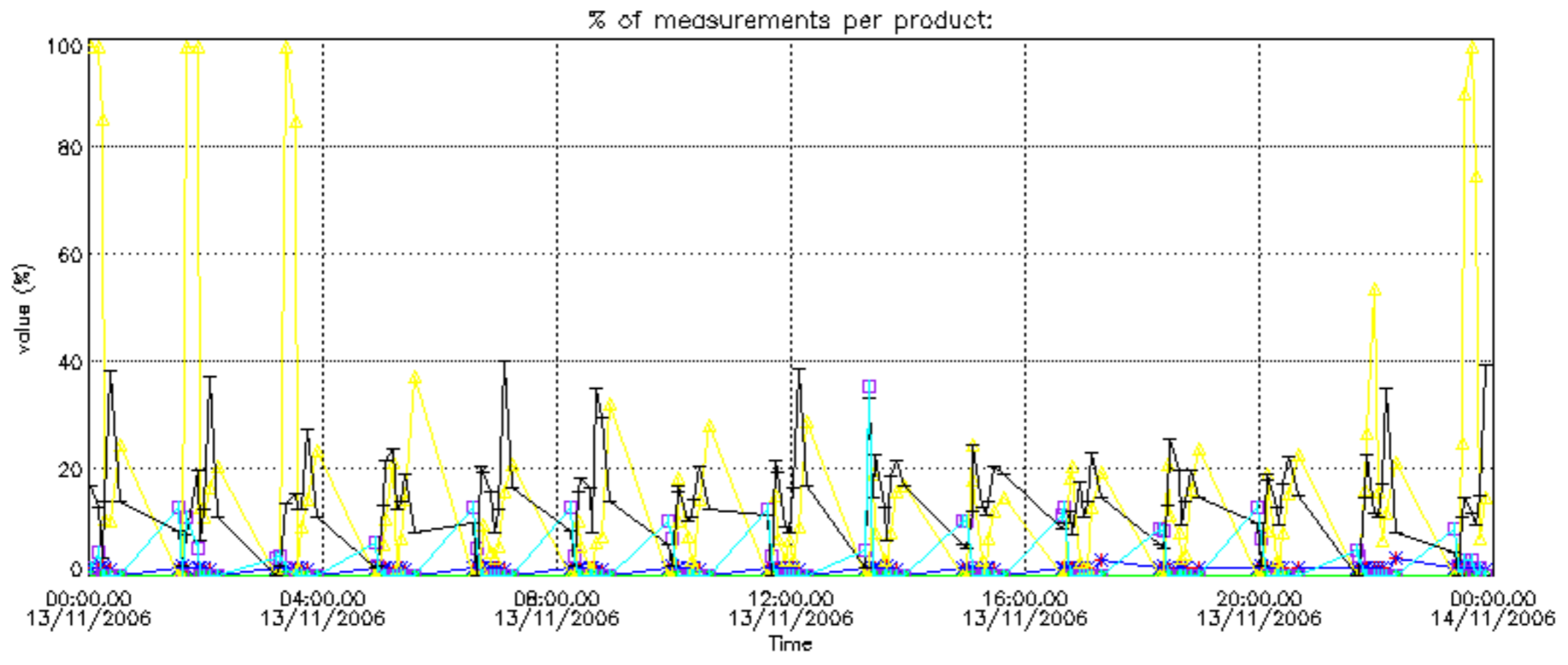


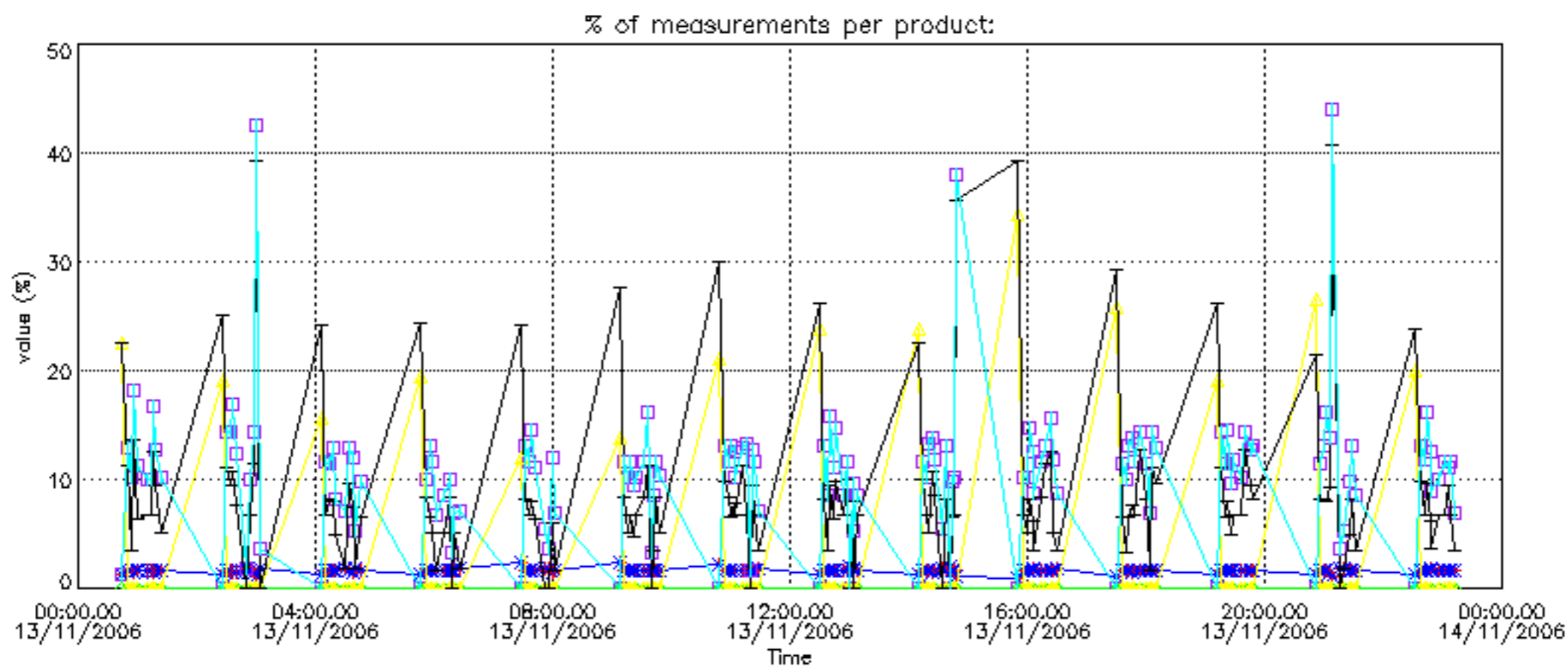
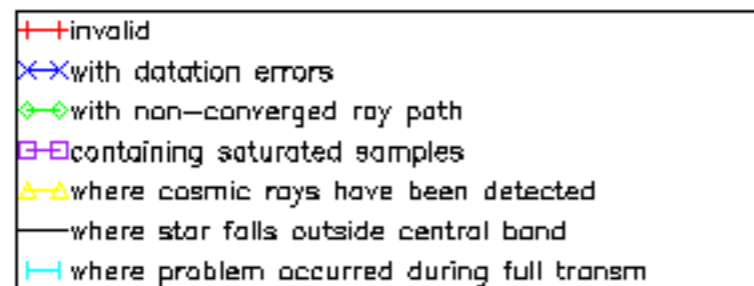
Percentage of flagged data per NO2 profile



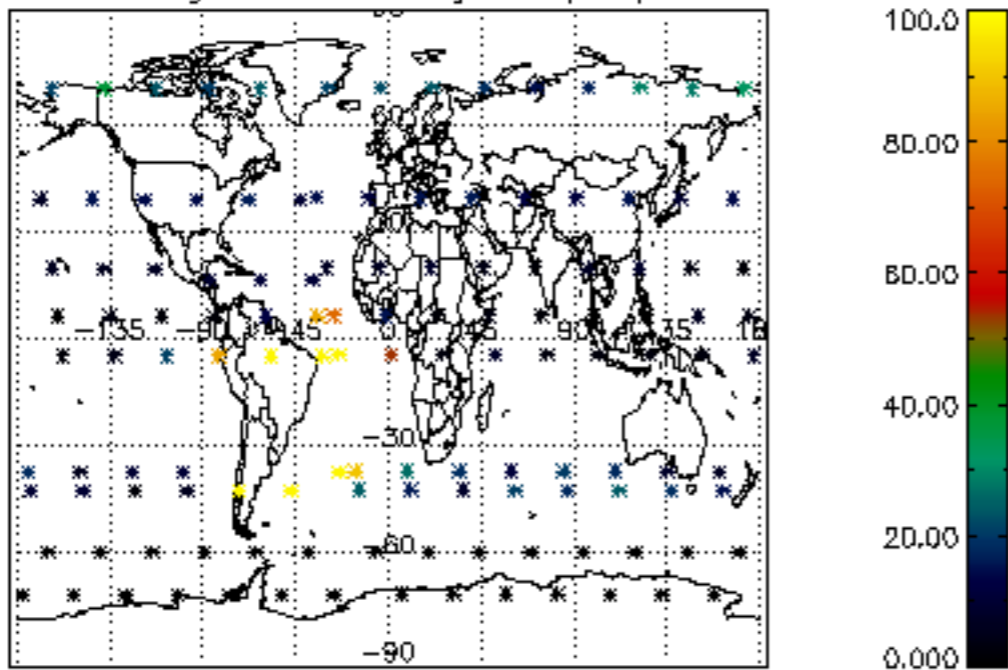
Percentage of flagged data per NO3 profile



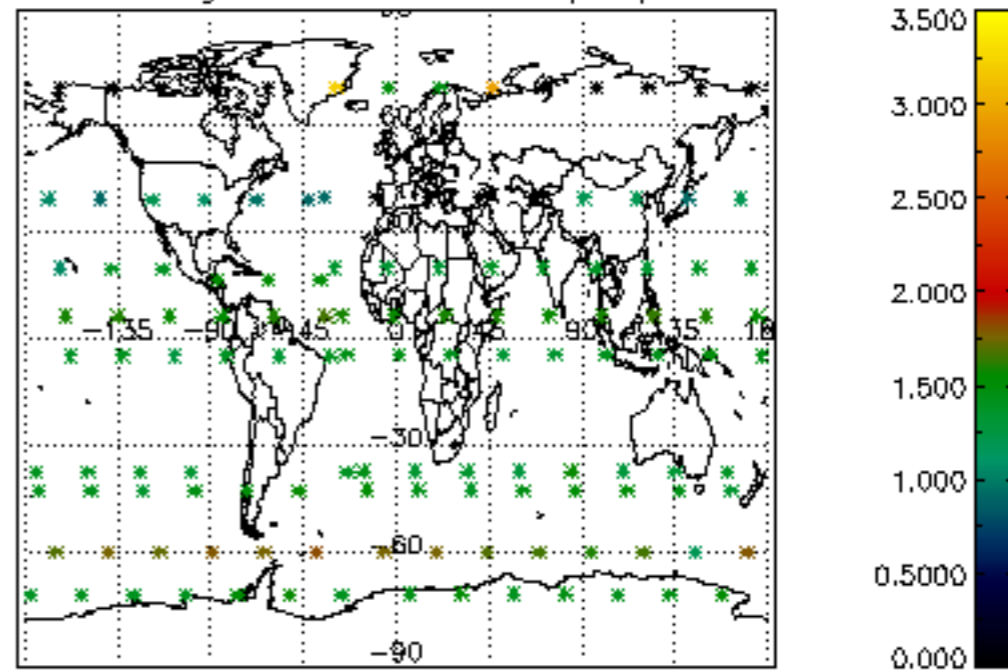




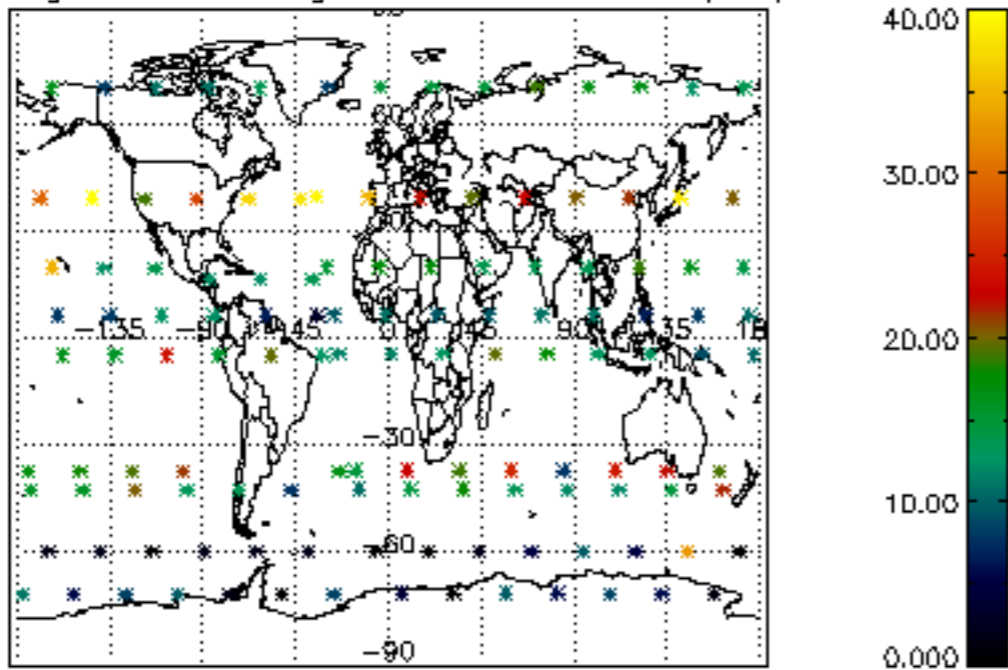
Percentage of cosmic ray hits per profile



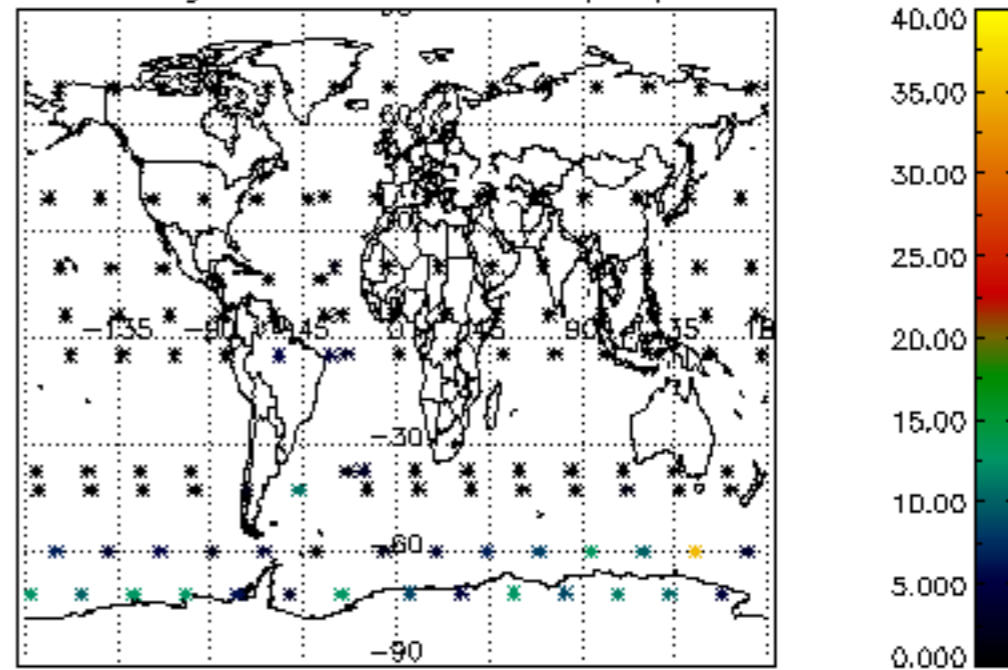
Percentage of datation errors per profile



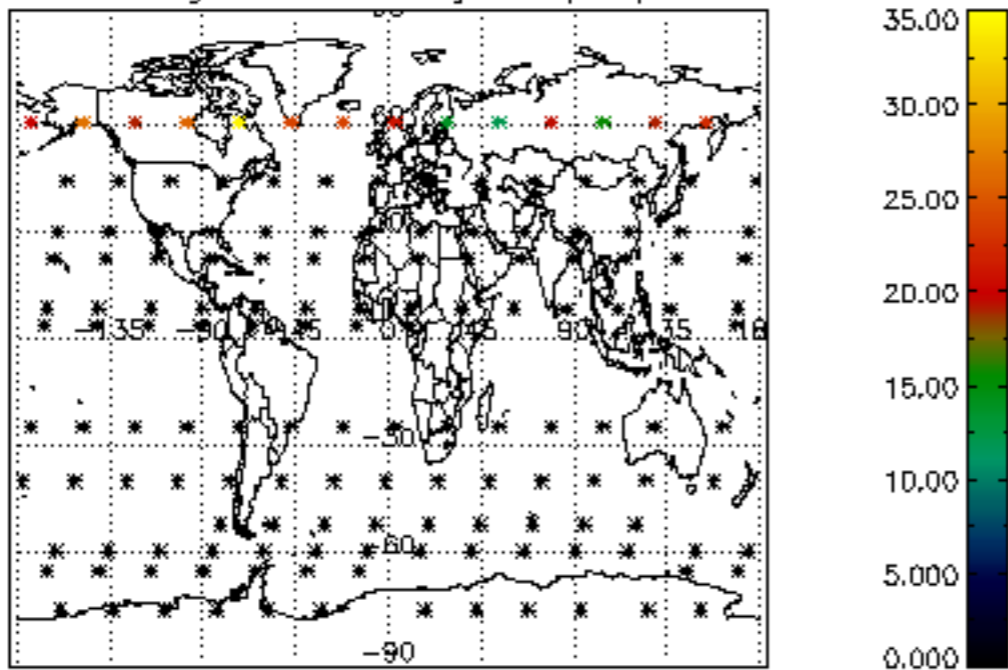
Percentage of star falling outside central band per profile



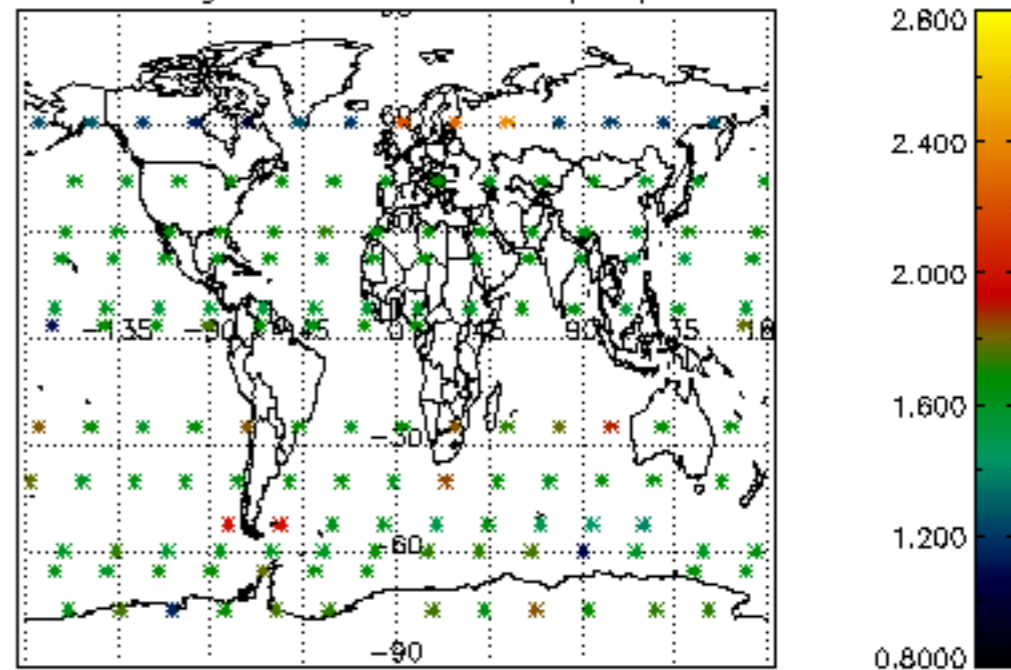
Percentage of saturation errors per profile



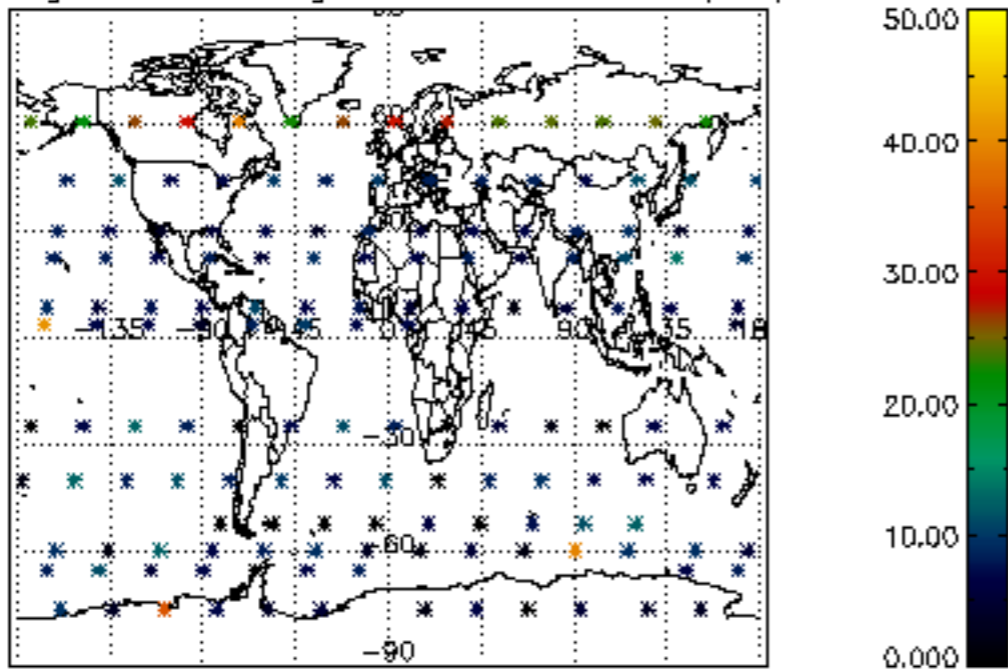
Percentage of cosmic ray hits per profile



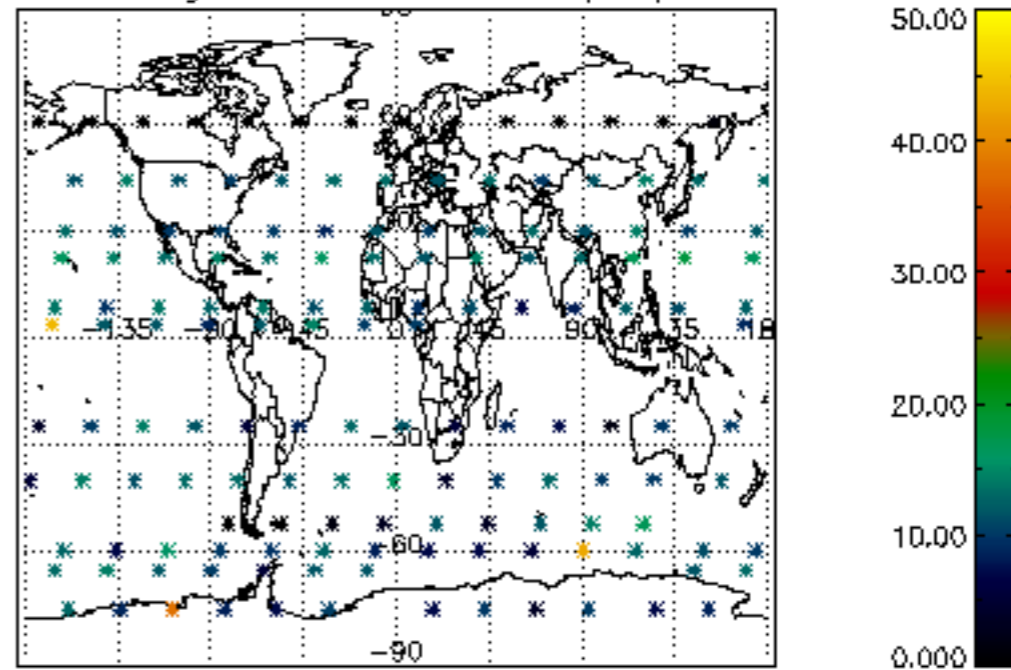
Percentage of datation errors per profile

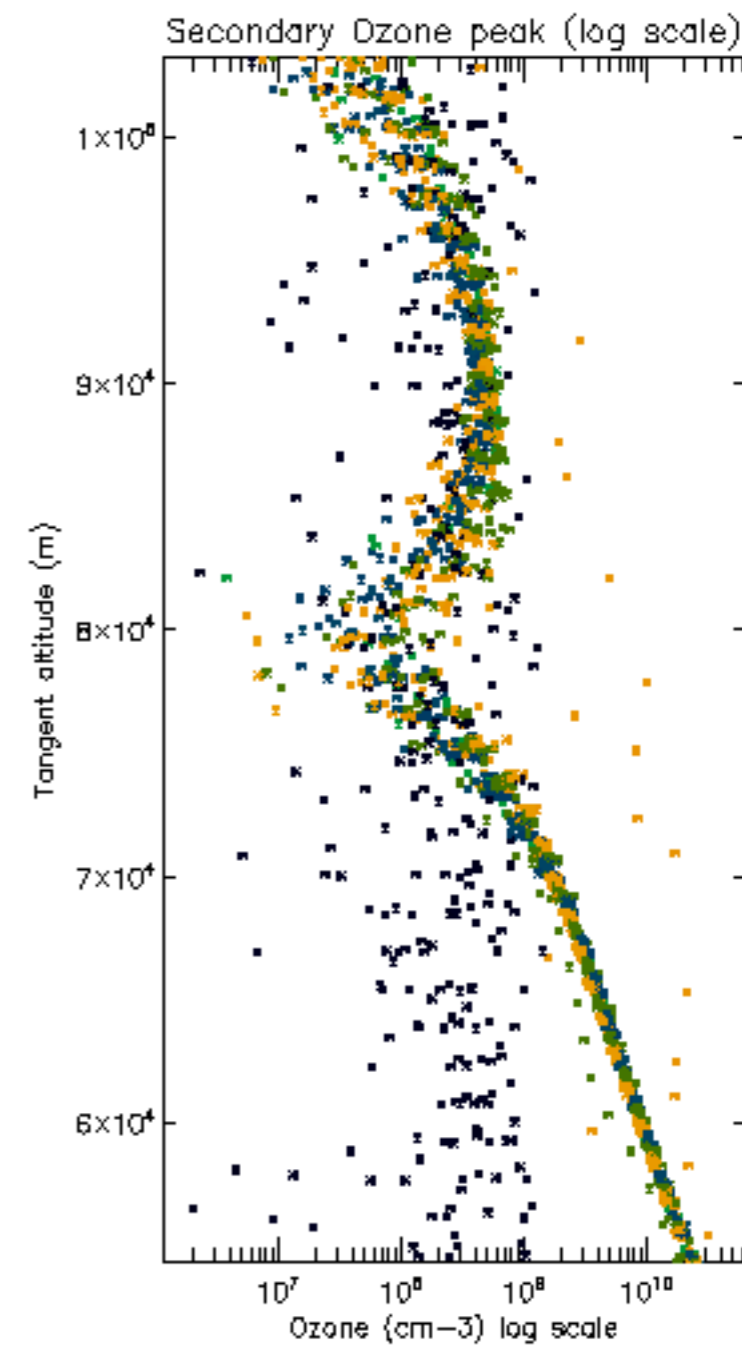
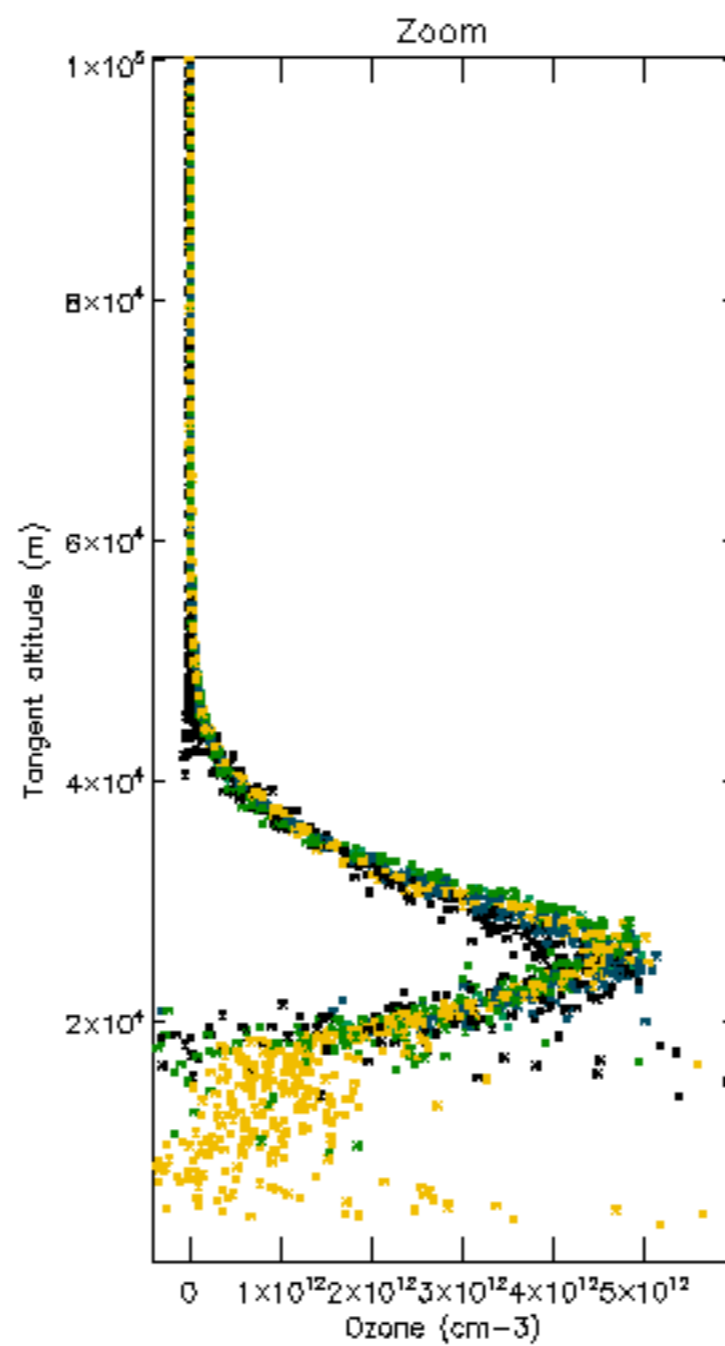
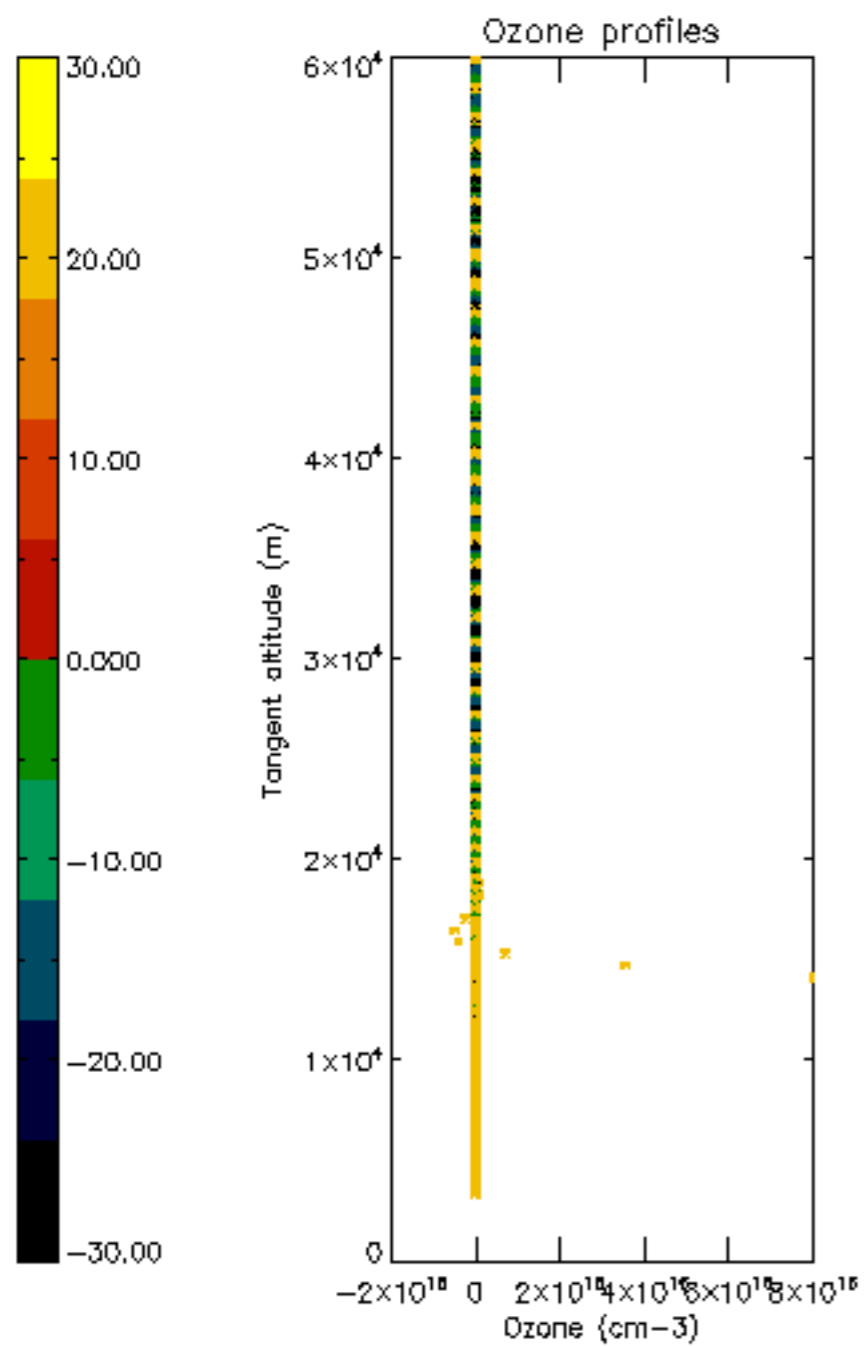


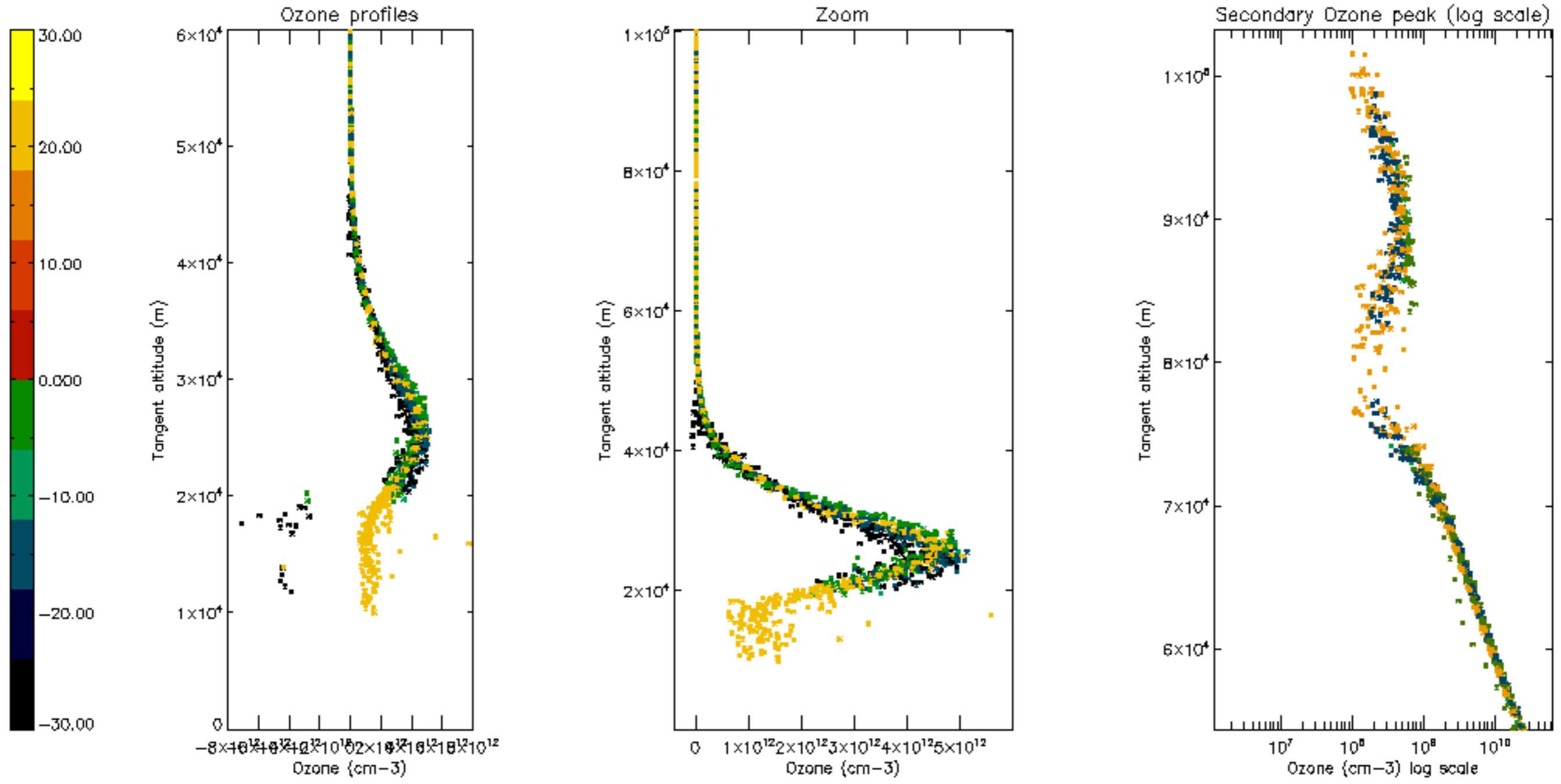
Percentage of star falling outside central band per profile

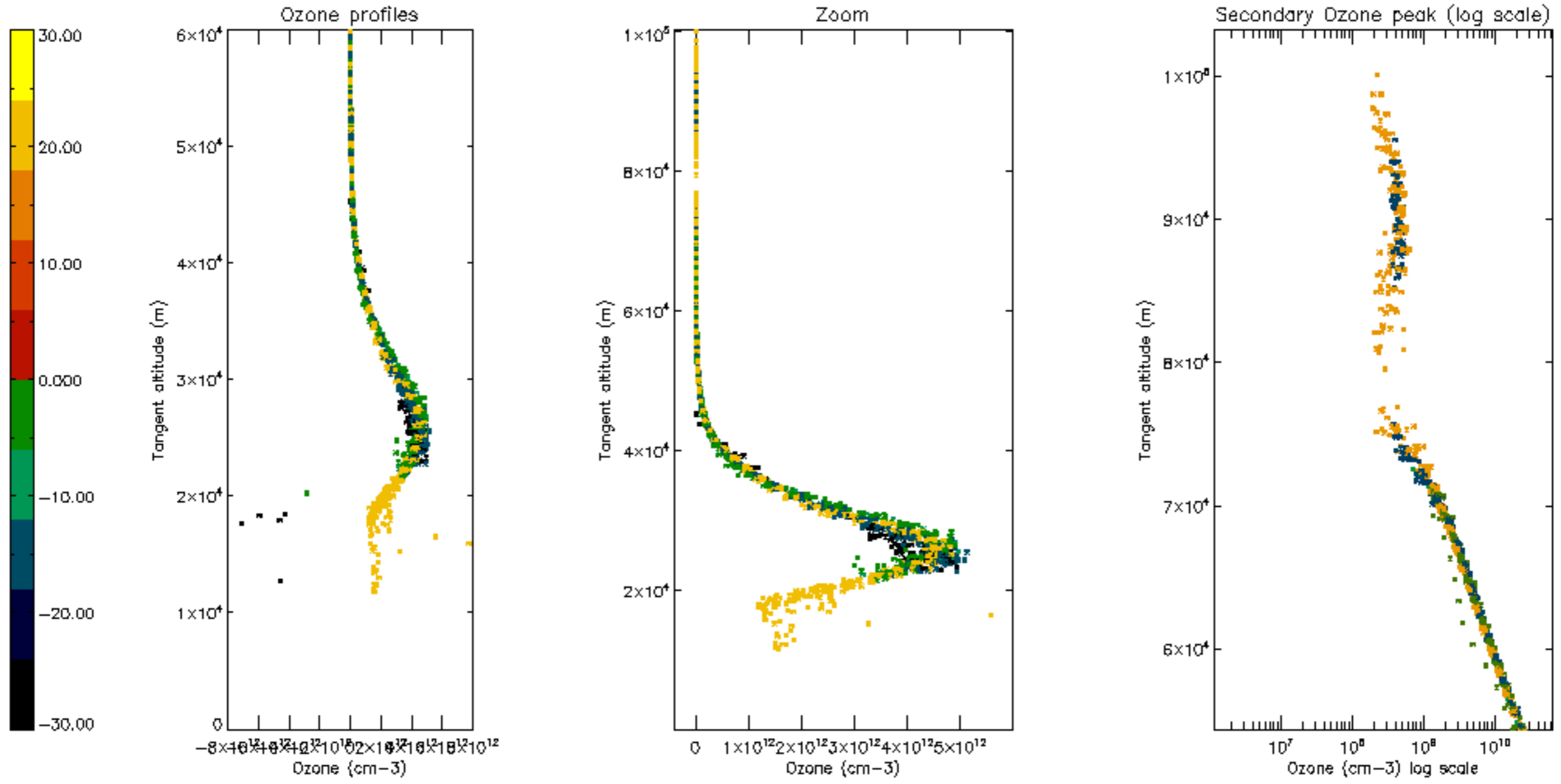


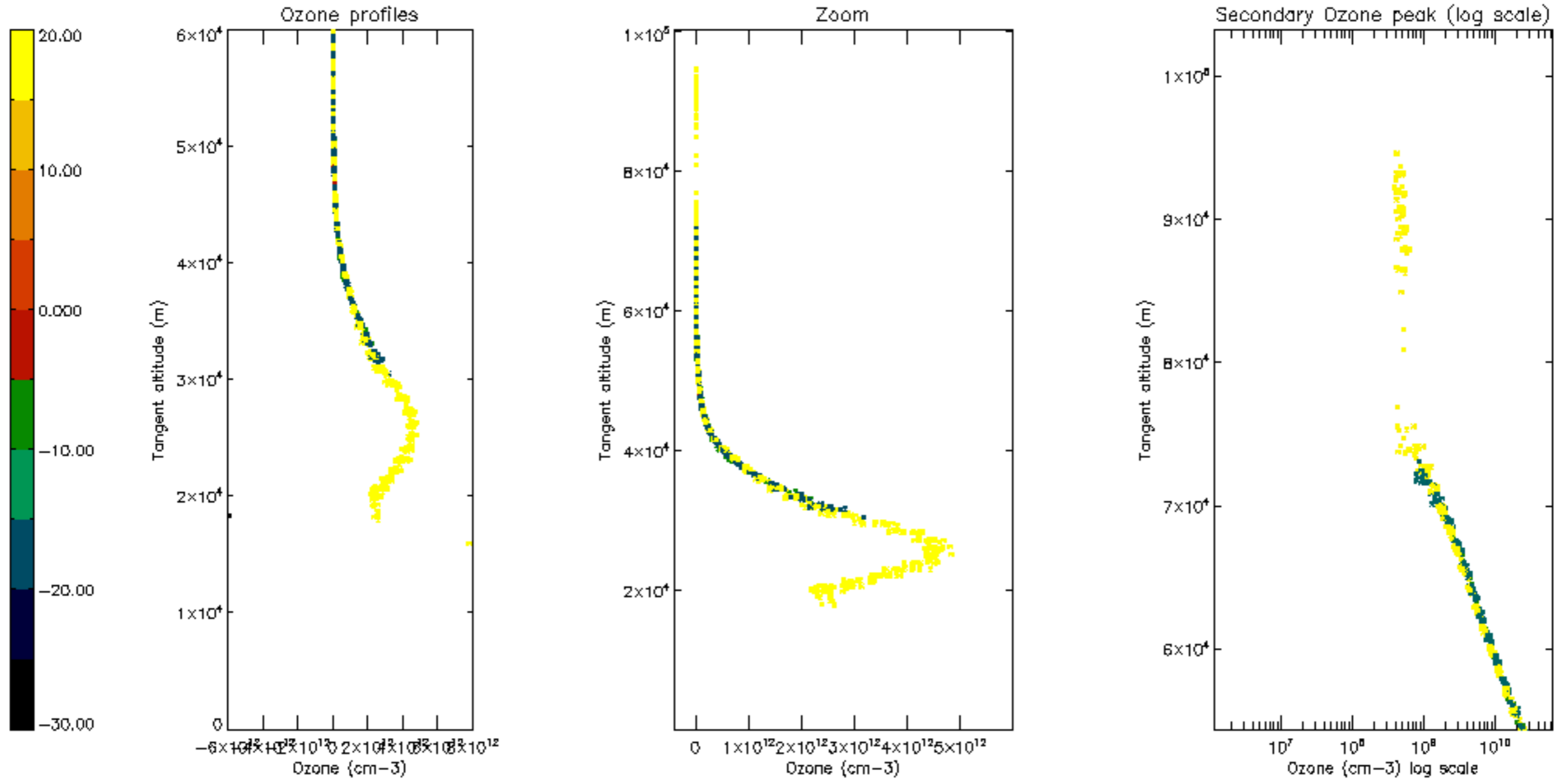
Percentage of saturation errors per profile

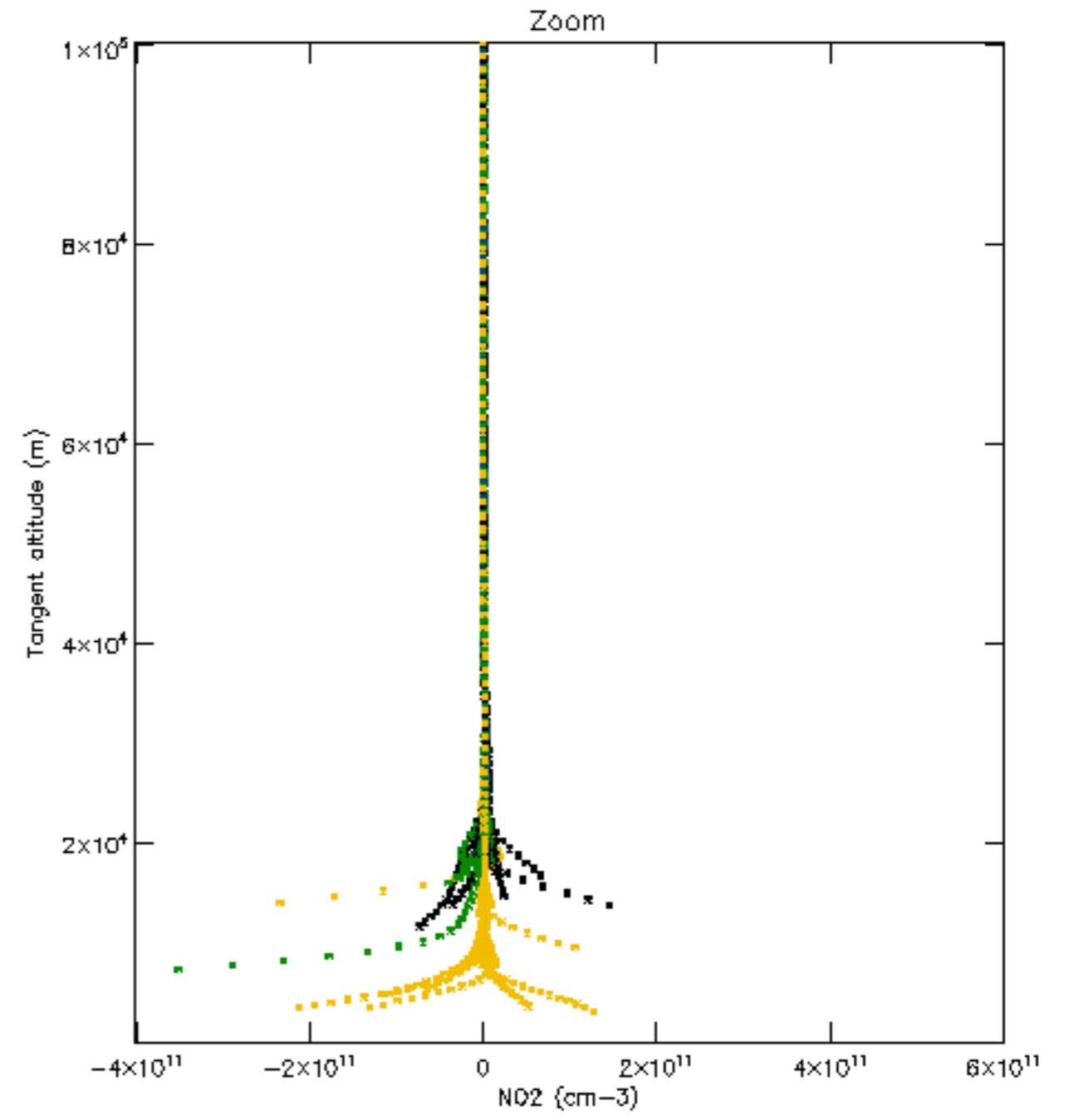
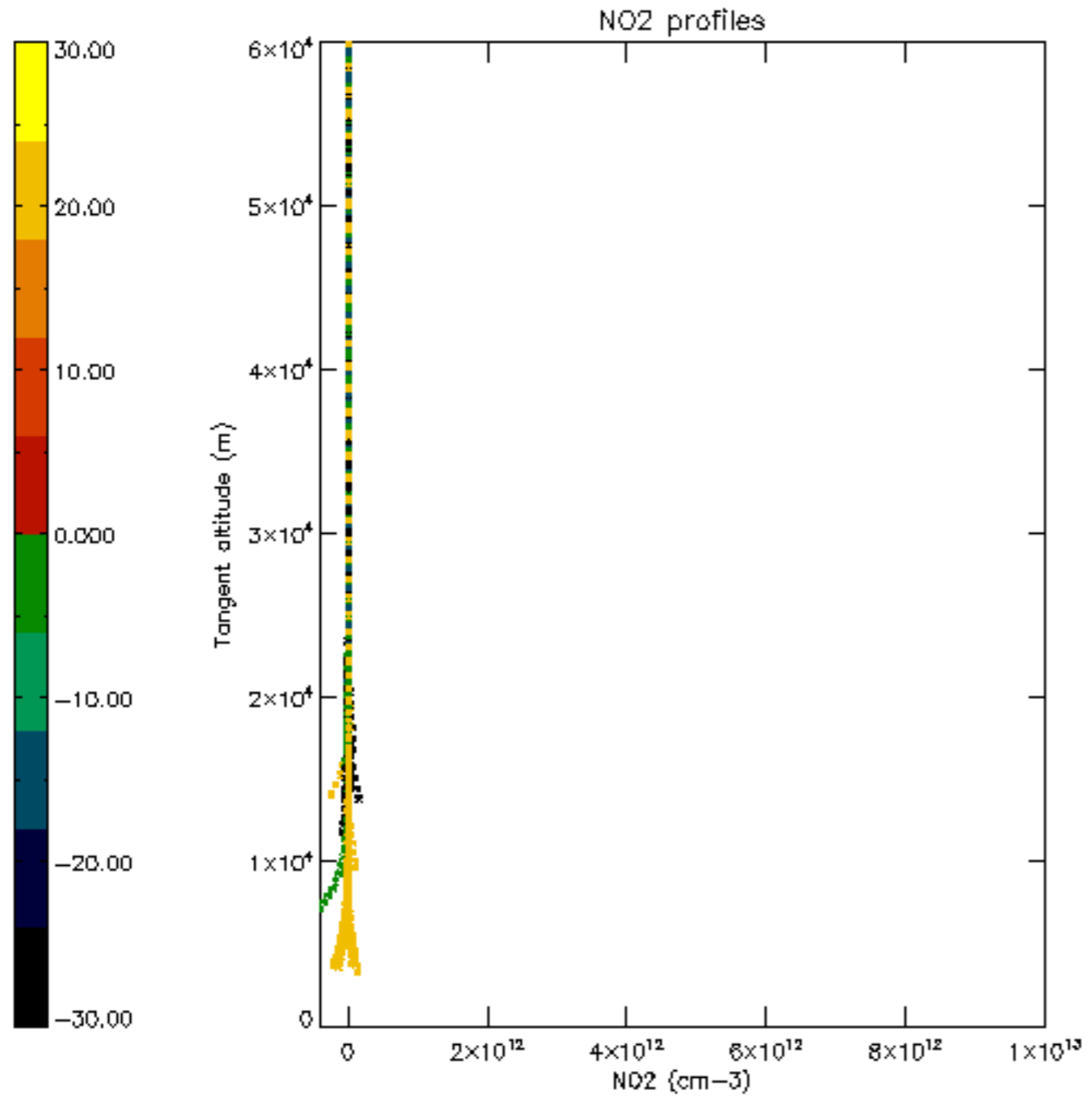


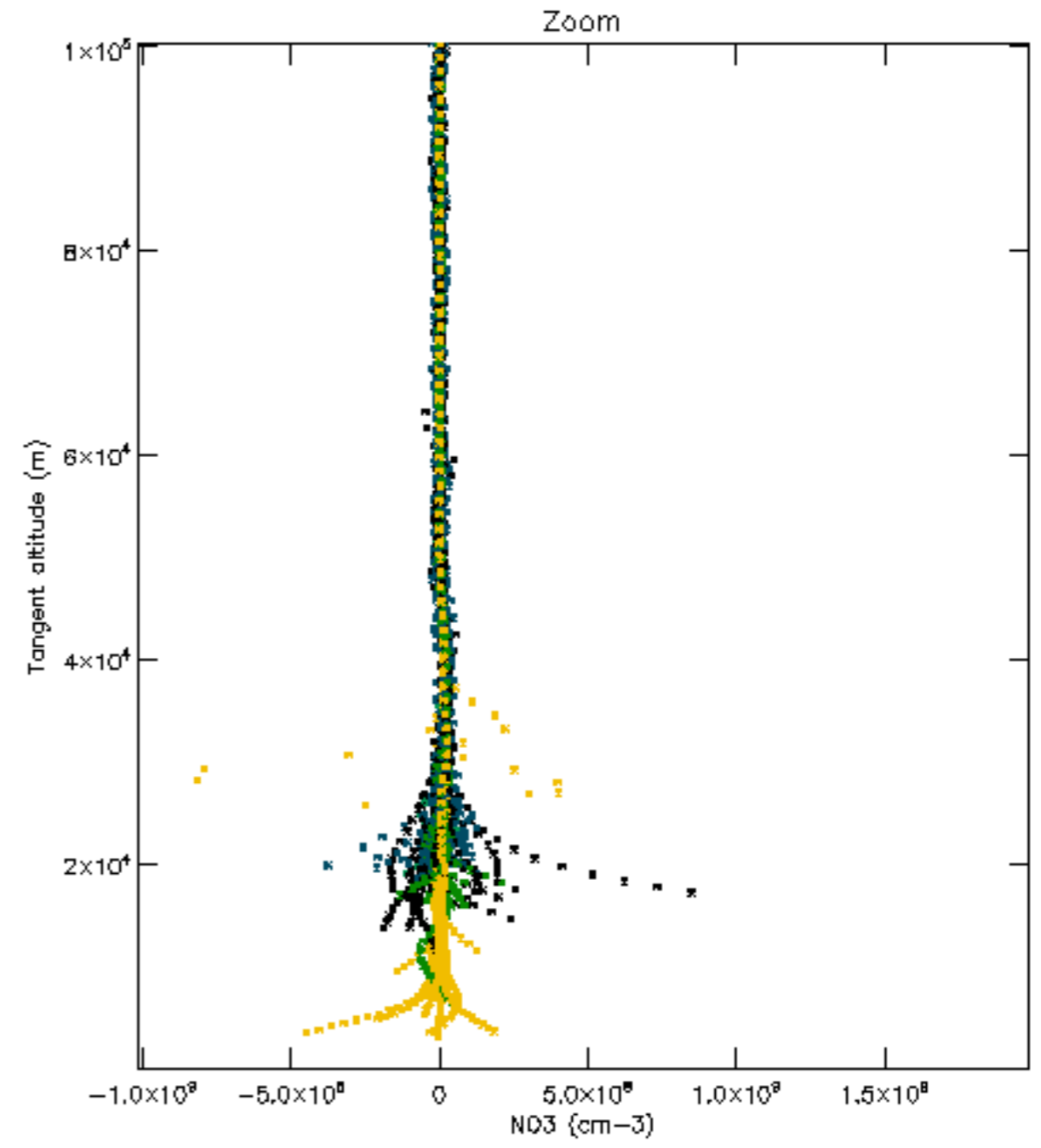
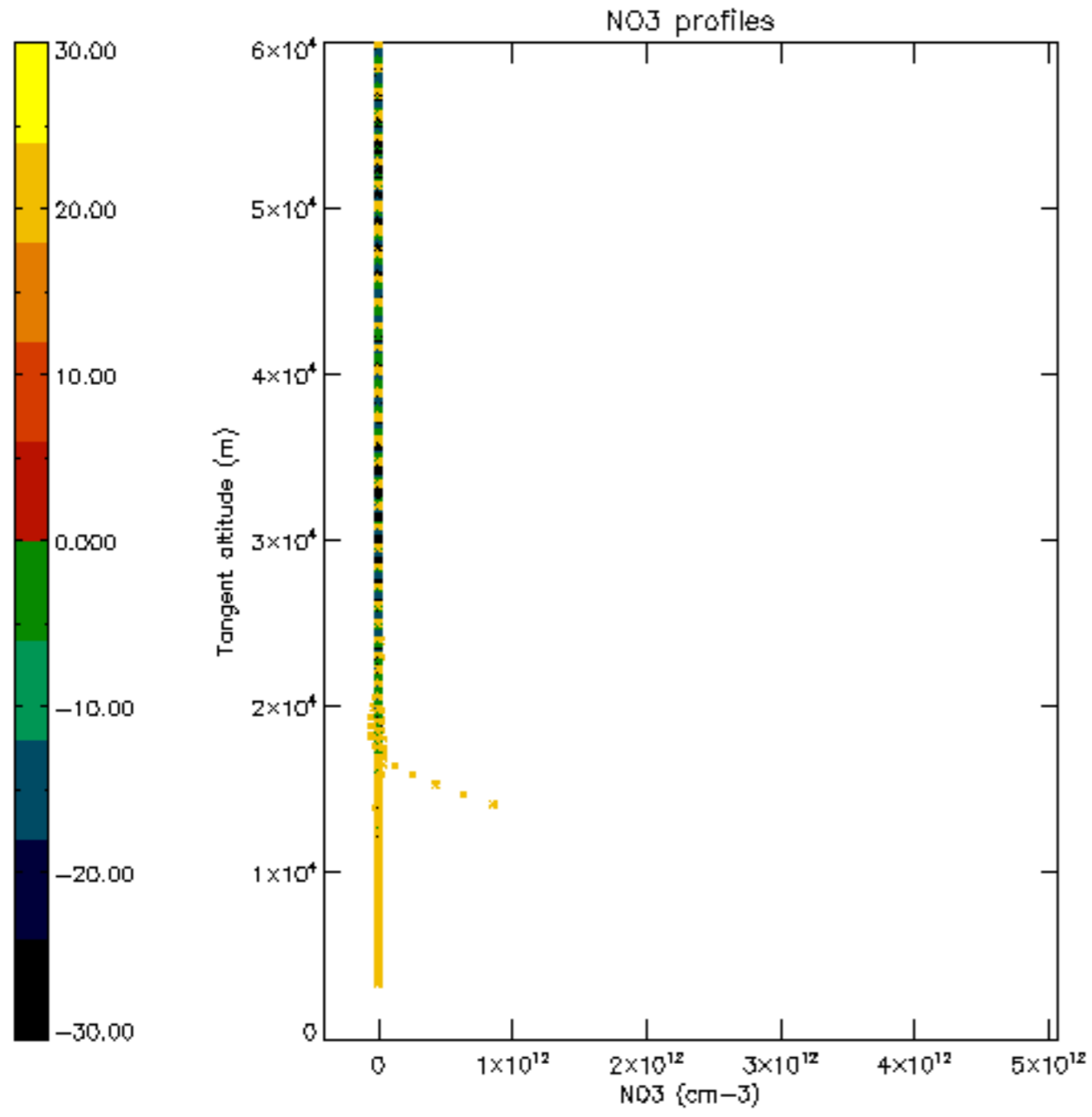


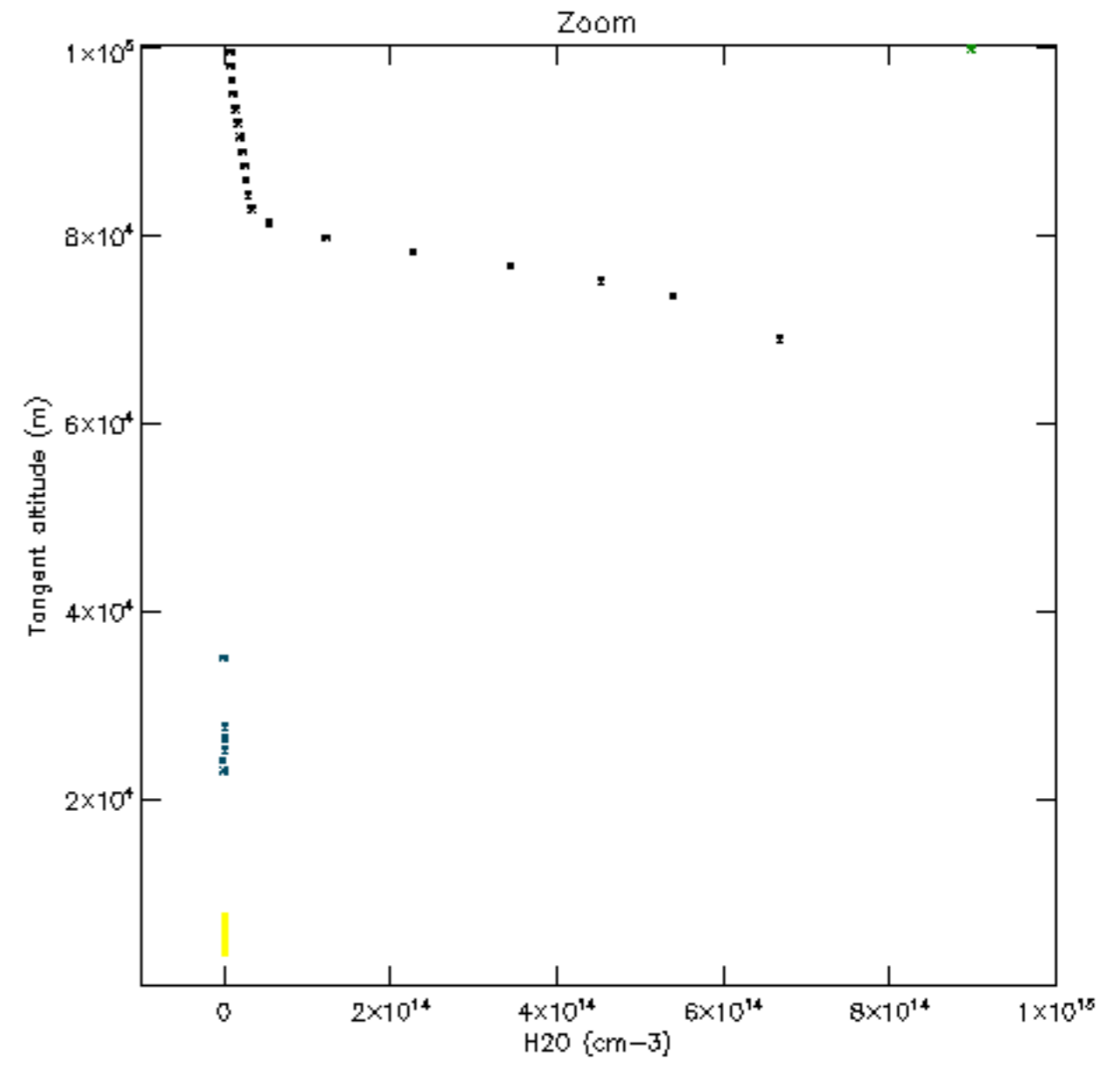
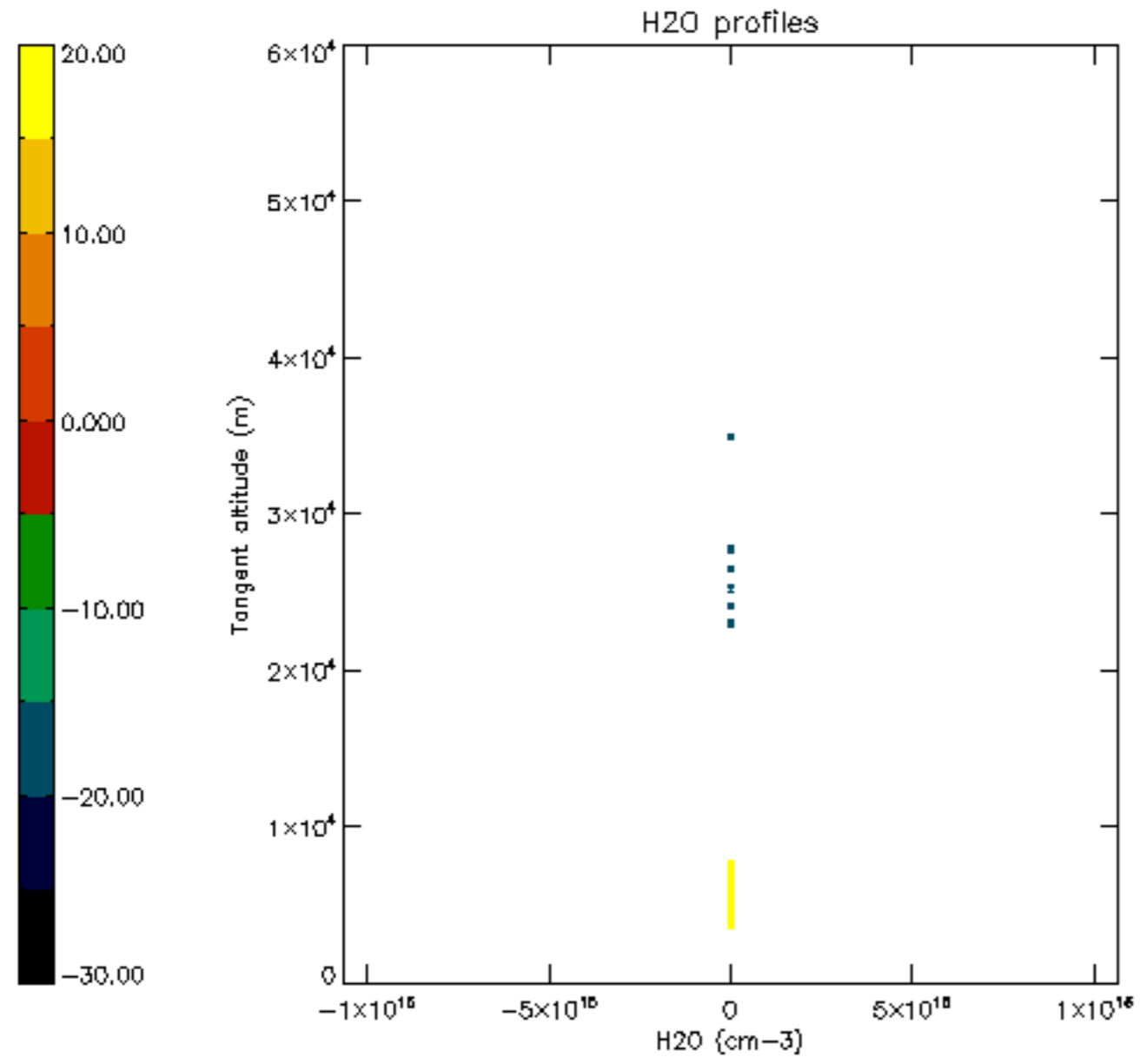


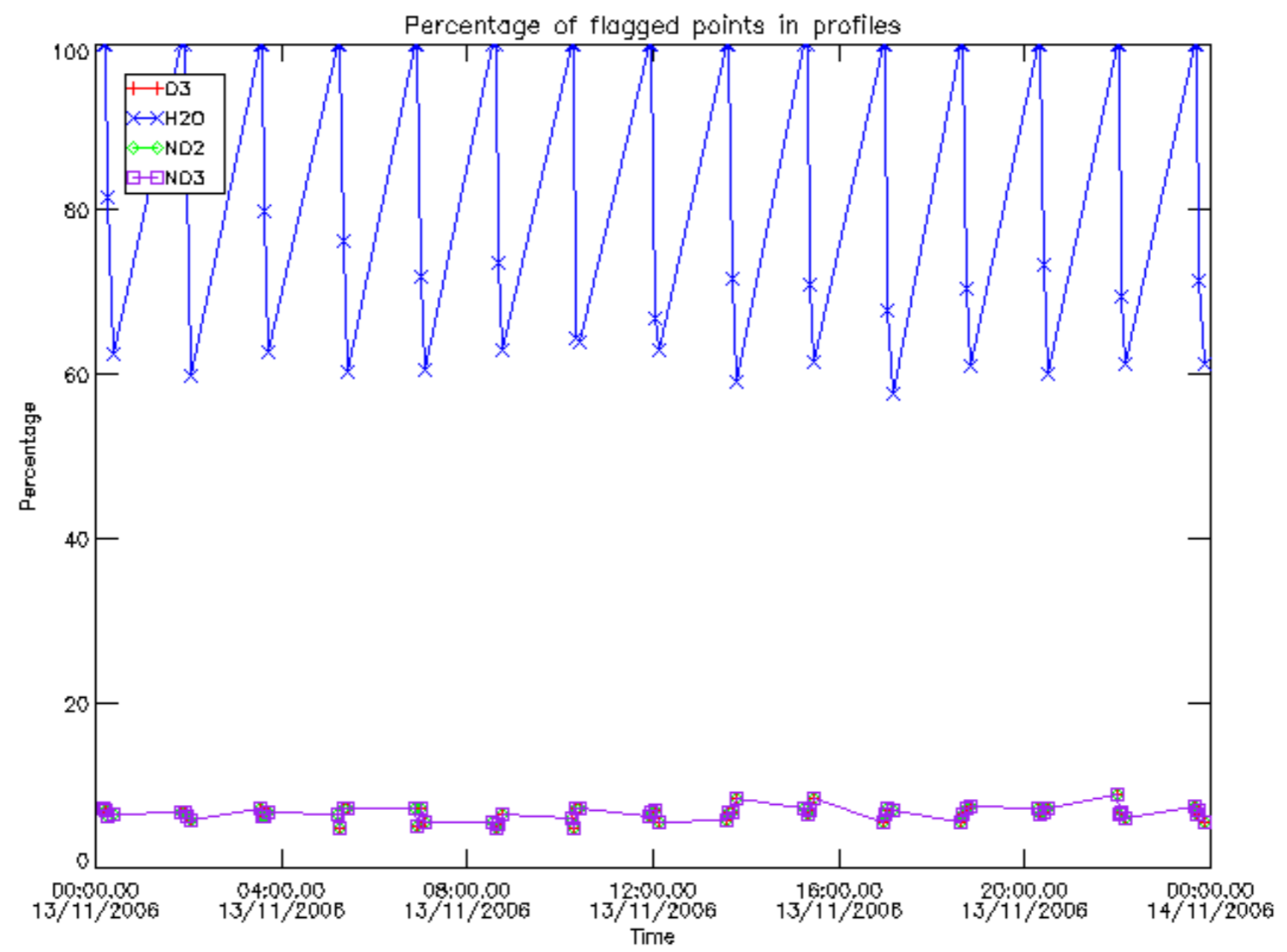




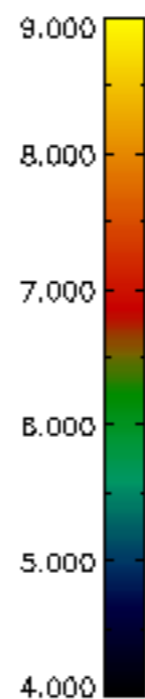
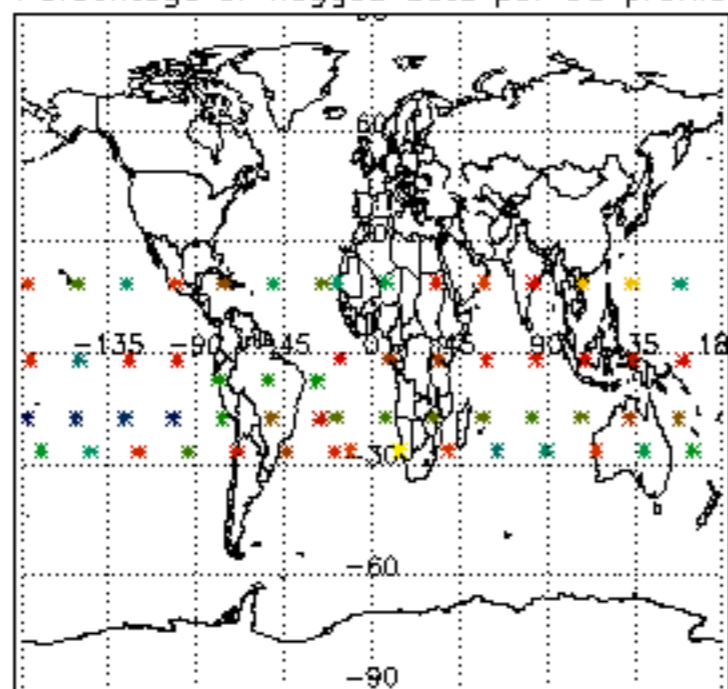




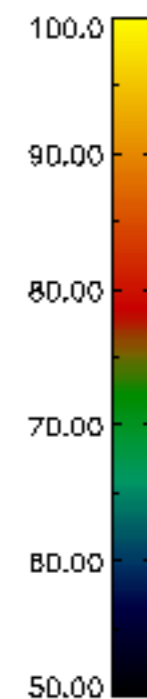
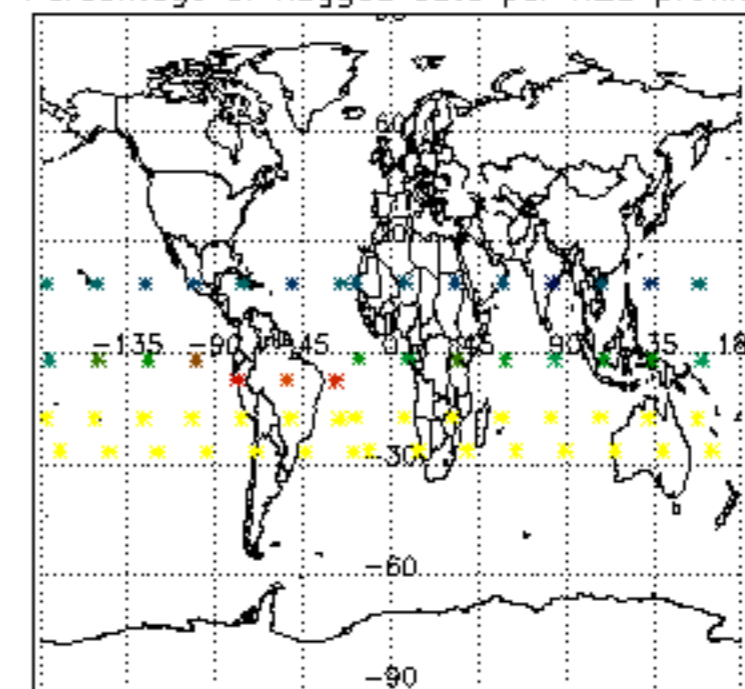




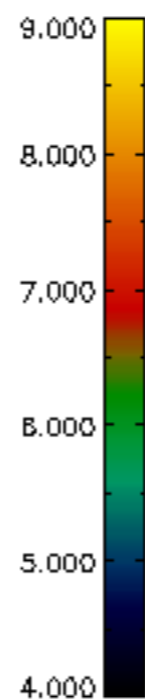
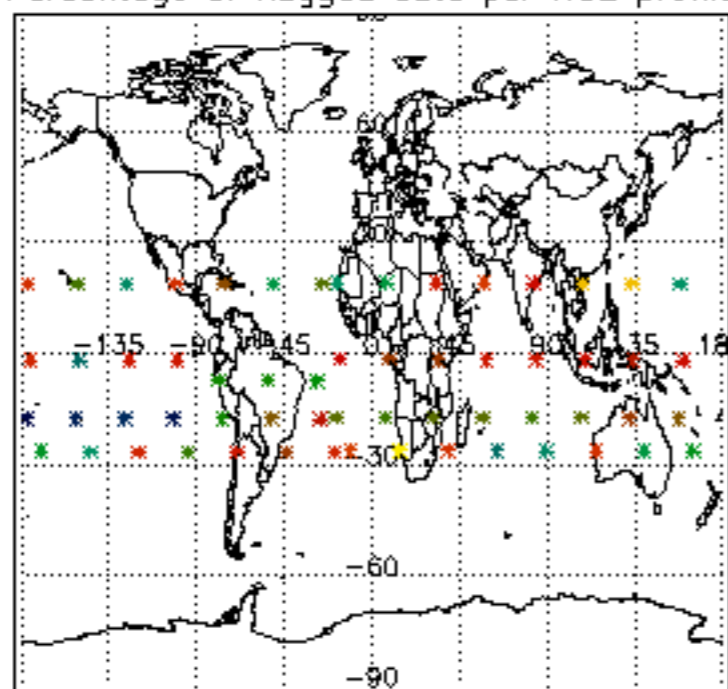
Percentage of flagged data per D3 profile



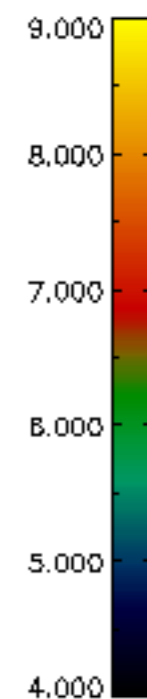
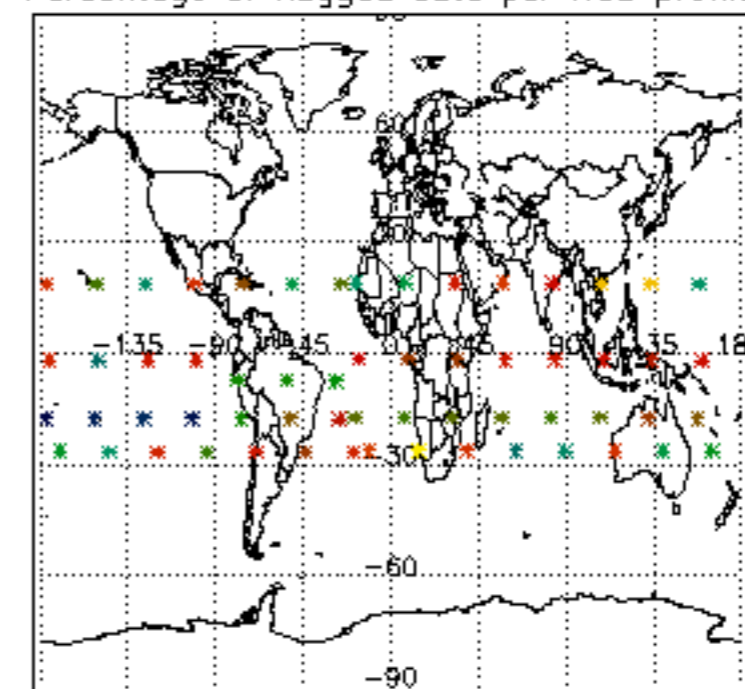
Percentage of flagged data per H2O profile

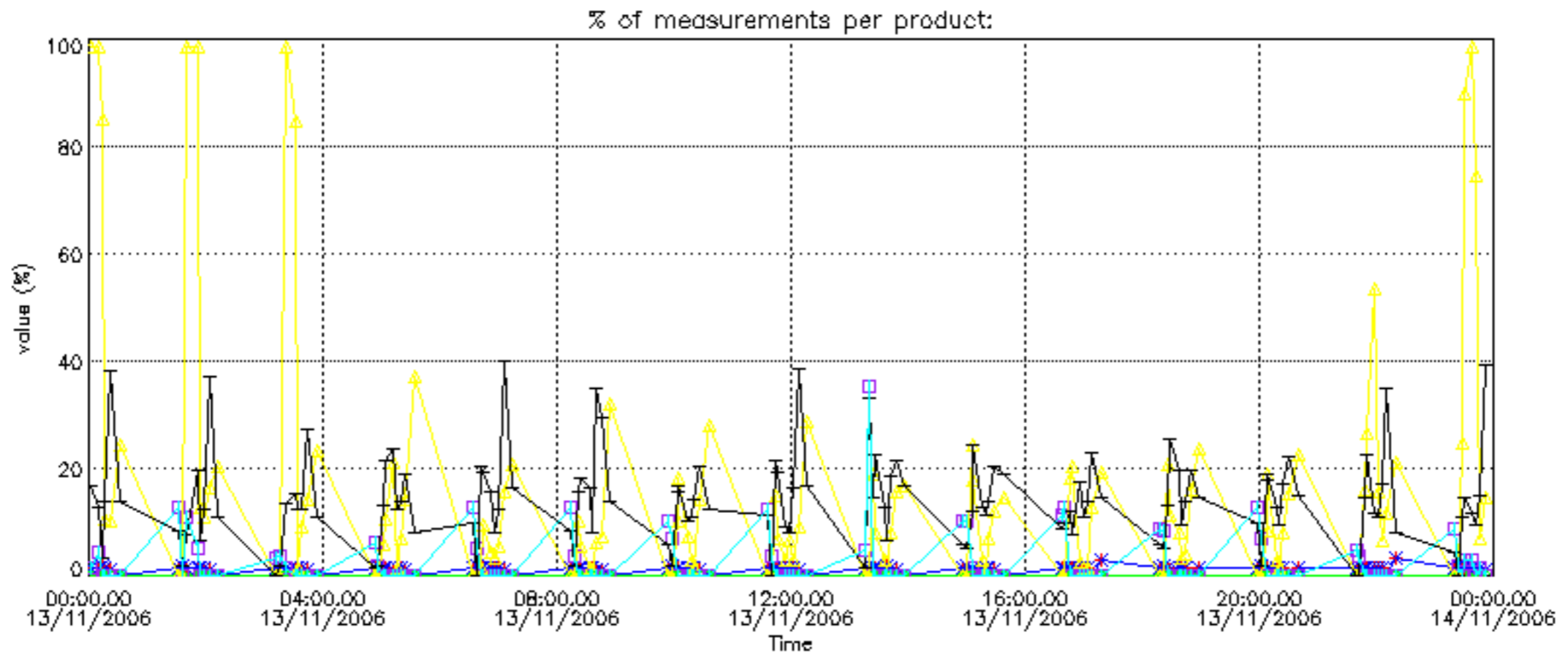


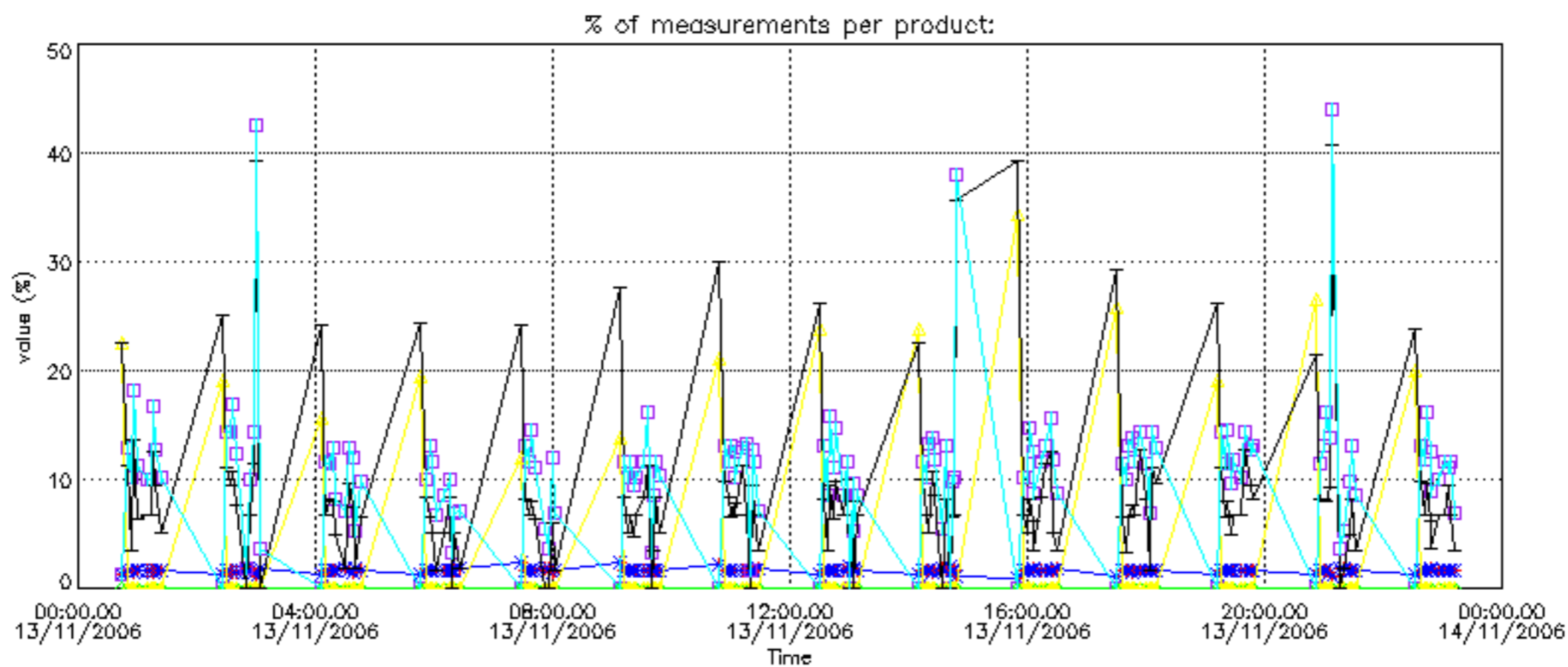
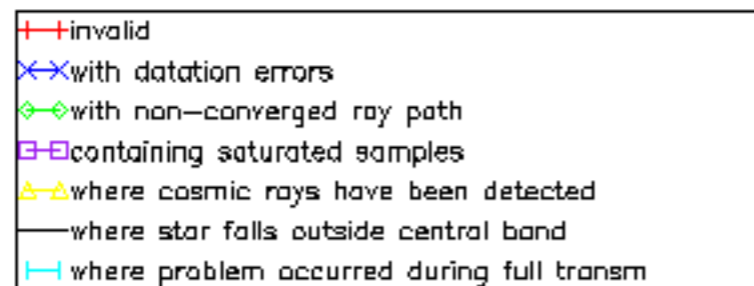
Percentage of flagged data per NO2 profile



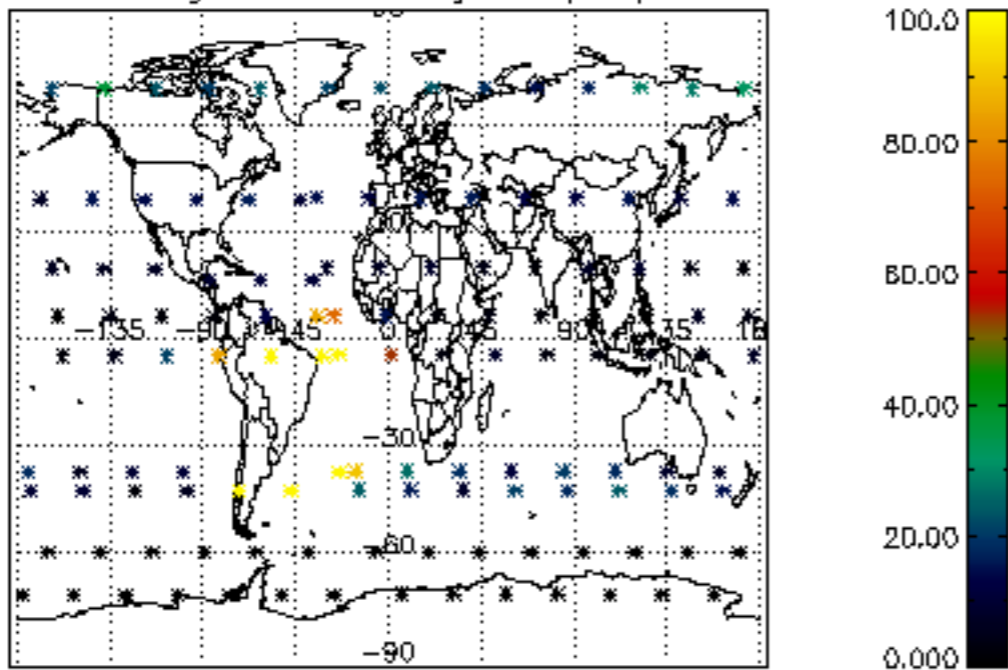
Percentage of flagged data per NO3 profile



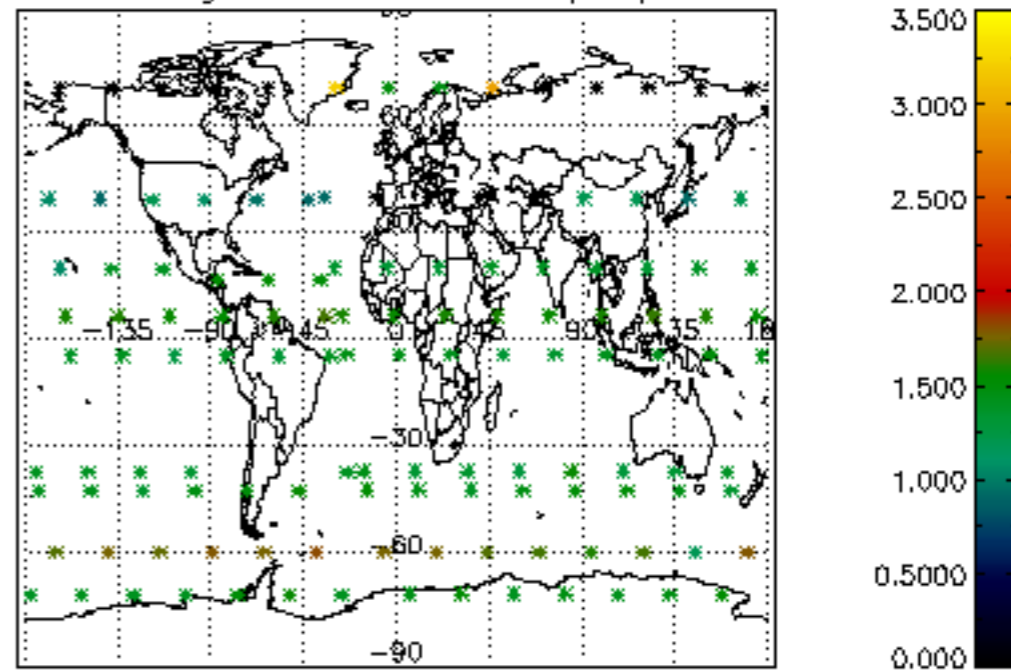




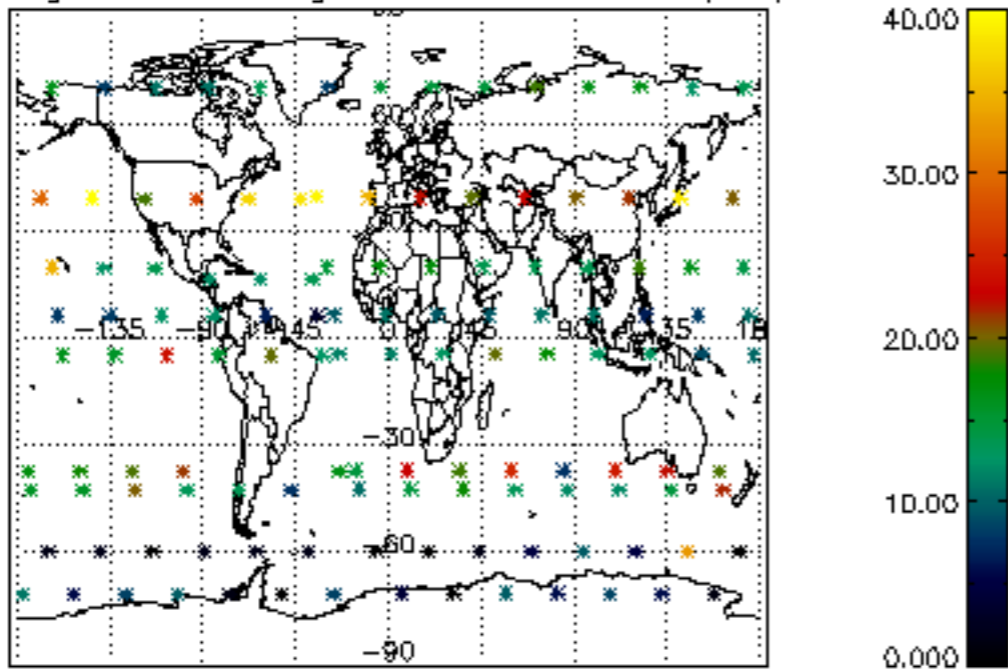
Percentage of cosmic ray hits per profile



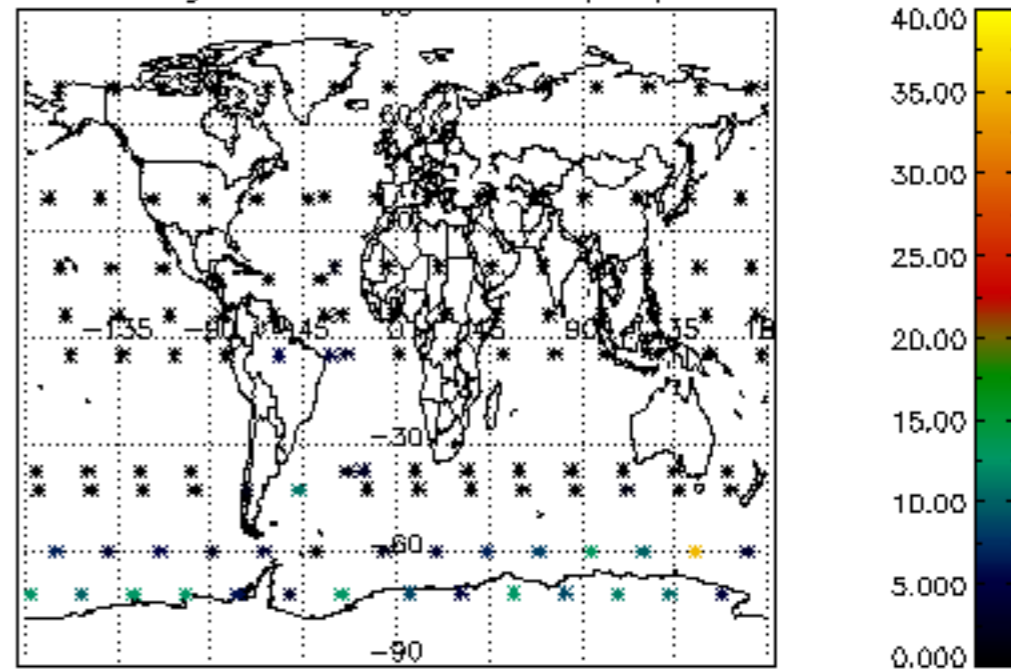
Percentage of datation errors per profile



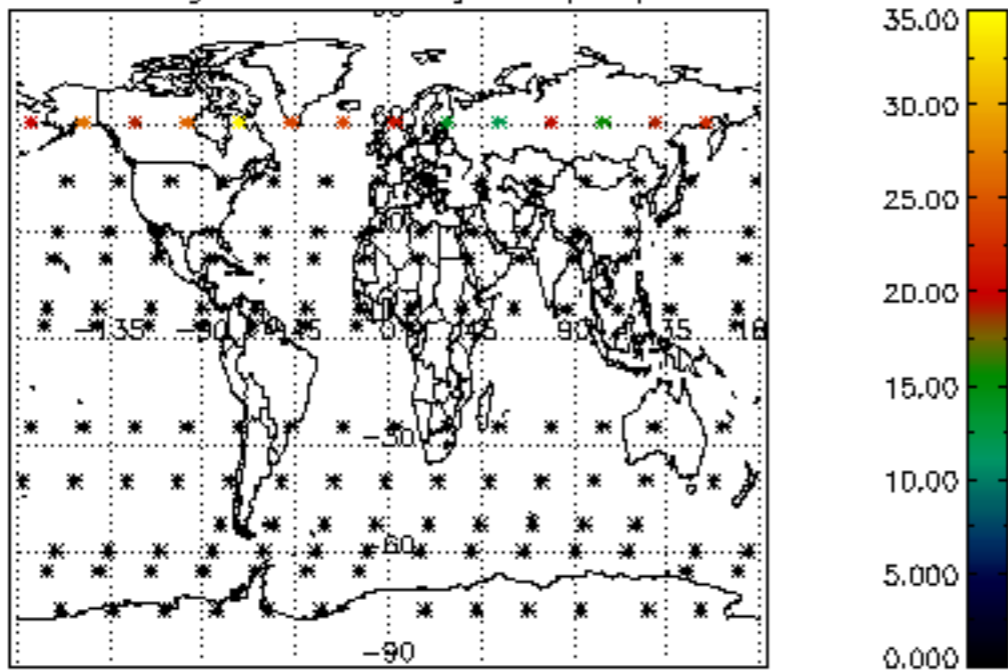
Percentage of star falling outside central band per profile



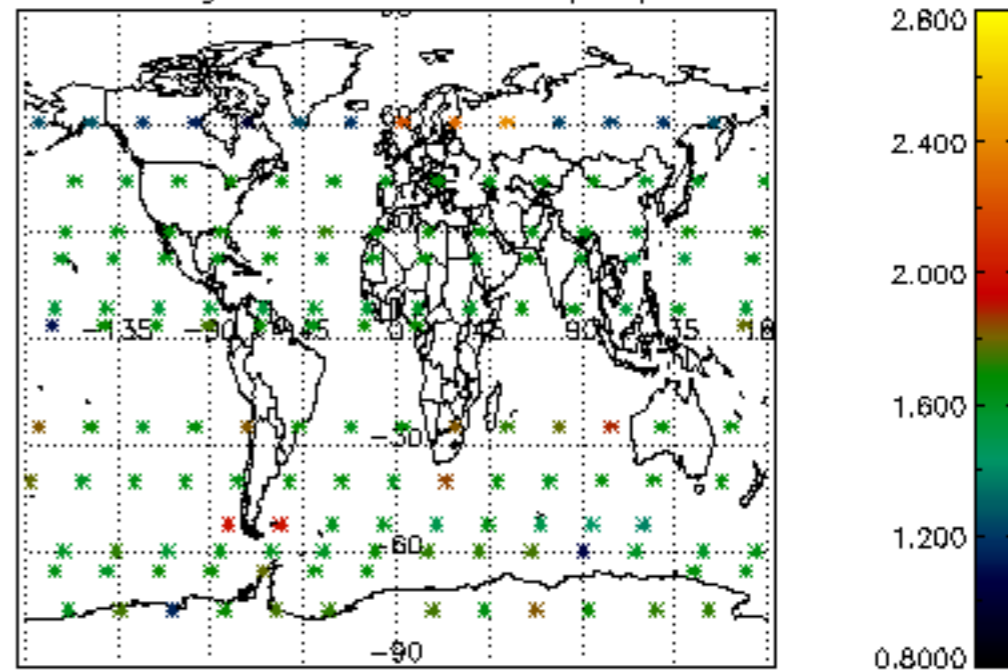
Percentage of saturation errors per profile



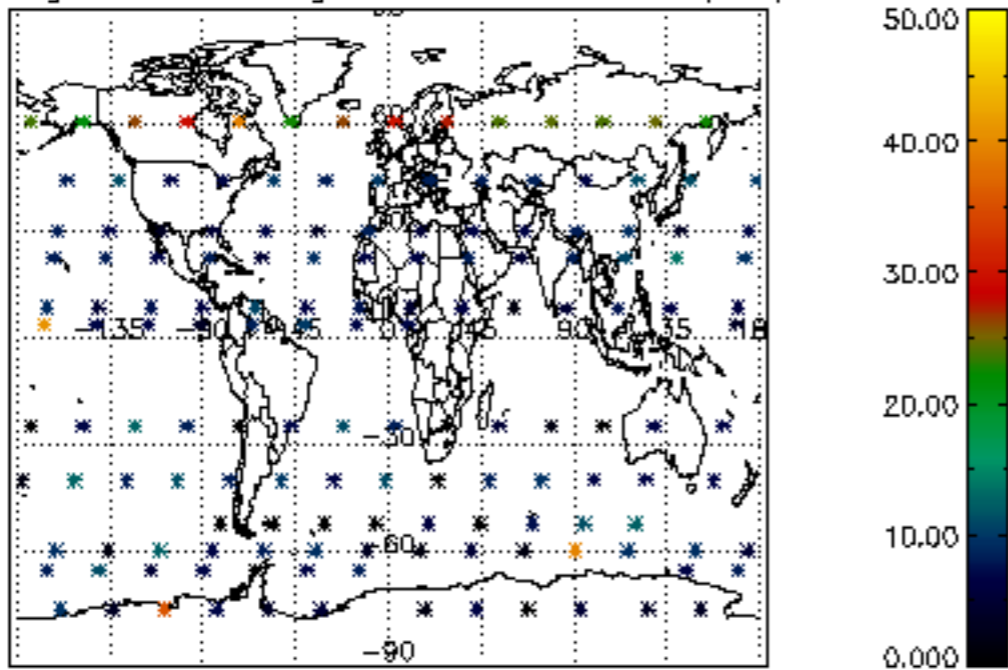
Percentage of cosmic ray hits per profile



Percentage of datation errors per profile



Percentage of star falling outside central band per profile



Percentage of saturation errors per profile

