

GOMOS Level 2 Daily Report

SUMMARY

[1. General Info](#)

[2. Summary of processed GOM_NL_2P products](#)

[3. Level 2 Quality information per product](#)

[3.1 Plot of level 2 quality information per product \(time dependant\)](#)

[3.2 Plot of level 2 quality information per product \(world map\)](#)

[4. Level 1 Quality information per product \(stored on level 2 products\)](#)

[4.1 Plot of level 1 quality information per product \(time dependant\)](#)

[4.1.1 Plot of level 1 quality information per product \(time dependant\): ASCENDING](#)

[4.1.2 Plot of level 1 quality information per product \(time dependant\): DESCENDING](#)

[4.2 Plot of level 1 quality information per product \(world map\)](#)

[4.2.1 Plot of level 1 quality information per product \(world map\): ASCENDING](#)

[4.2.2 Plot of level 1 quality information per product \(world map\): DESCENDING](#)

[5. Ozone profiles based on quality statistics and other trace gas profiles](#)

[5.1 Ozone statistics based on quality of products](#)

[5.2 Plot ozone profiles for all STD \(dark without errors\)](#)

[5.3 Plot ozone profiles where STD < 20% \(dark without errors\)](#)

[5.4. Plot ozone profiles where STD < 10% \(dark without errors\)](#)

[5.5. Plot ozone profiles where STD < 5% \(dark without errors\)](#)

[5.6 Plot NO2 profiles for all STD \(dark without errors\)](#)

[5.7 Plot NO3 profiles for all STD \(dark without errors\)](#)

[5.8 Plot H2O profiles \(only for occultations of stars 1,2,3,4,13,14,16,26,63 dark without errors\) for all STD](#)

[6. Auxiliary Data Files used for the production reported in section 2](#)

This report presents the daily analysis on parameters extracted from GOMOS level 2 data (GOM_NL__2P). It is intended to monitor some important parameters that will impact the quality of these products. A list of level 2 products (and content) that have arrived during the reporting day to the PCF is also given.

Item	Value
Time of report generation	24APR2013 05:46:34
Data source version	GOMOS/6.01
Start time of products	12-11-2006 (12NOV2006 00:00:00)
Stop time of products	13-11-2006 (13NOV2006 00:00:00)
Store outputs in DB	Yes
Nb of level 2 prods	209
Nb of prods with errors	0

2. Summary of processed GOM_NL__2P products.

Nr	Filename	UTC Start time	Limb	Duration	Star Id	Star Name	Star Mag	Star Temp	Nb Meas	Orbit	Prod. error
1	GOM_NL__2PRFIN20061112_000001_000000292052_00474_24576_3644.N1	12-NOV-2006 00:00:01	Bright	29.000	49	1Alp UMi	1.9900	6300.0	58	24576	No
2	GOM_NL__2PRFIN20061112_000751_000000332052_00474_24576_3645.N1	12-NOV-2006 00:07:51	Bright	33.000	36	50Alp UMa	1.8000	6300.0	66	24576	No
3	GOM_NL__2PRFIN20061112_000929_000000362052_00474_24576_3646.N1	12-NOV-2006 00:09:29	Bright	36.000	82	48Bet UMa	2.3650	10600.	72	24576	No
4	GOM_NL__2PRFIN20061112_002249_000000332052_00474_24576_3647.N1	12-NOV-2006 00:22:49	Bright	32.500	62	94Bet Leo	2.1360	9700.0	65	24576	No
5	GOM_NL__2PRFIN20061112_003121_000000342052_00474_24576_3648.N1	12-NOV-2006 00:31:21	Twilight	33.500	100	4Gam Crv	2.5800	13100.	67	24576	No
6	GOM_NL__2PRFIN20061112_003251_000000352052_00474_24576_3649.N1	12-NOV-2006 00:32:51	Twilight	34.500	171	2Eps Crv	3.0010	4250.0	69	24576	No
7	GOM_NL__2PRFIN20061112_004158_000000342052_00474_24576_3650.N1	12-NOV-2006 00:41:58	Dark	34.000	113	Mu Vel	2.6920	5000.0	68	24576	No
8	GOM_NL__2PRFIN20061112_004921_000000402052_00475_24577_3716.N1	12-NOV-2006 00:49:21	Dark	39.500	34	Gam2Vel	1.7930	23000.	79	24577	No
9	GOM_NL__2PRFIN20061112_005414_000000532052_00475_24577_3717.N1	12-NOV-2006 00:54:14	Dark	52.500	2	Alp Car	-0.73600	7000.0	105	24577	No
10	GOM_NL__2PRFIN20061112_010321_000000332052_00475_24577_3718.N1	12-NOV-2006 01:03:21	Straylight	33.000	157	The1Eri	2.9060	9300.0	66	24577	No
11	GOM_NL__2PRFIN20061112_011635_000000442052_00475_24577_3719.N1	12-NOV-2006 01:16:35	Twilight	43.500	94	92Alp Cet	2.5260	3100.0	87	24577	No
12	GOM_NL__2PRFIN20061112_012117_000000322052_00475_24577_3720.N1	12-NOV-2006 01:21:17	Bright	31.500	105	6Bet Ari	2.6450	8900.0	63	24577	No
13	GOM_NL__2PRFIN20061112_012523_000000312052_00475_24577_3721.N1	12-NOV-2006 01:25:23	Bright	30.500	173	4Bet Tri	3.0040	8900.0	61	24577	No
14	GOM_NL__2PRFIN20061112_012727_000000322052_00475_24577_3722.N1	12-NOV-2006 01:27:27	Bright	32.000	73	57Gam1And	2.2600	13100.	64	24577	No
15	GOM_NL__2PRFIN20061112_013053_000000352052_00475_24577_3723.N1	12-NOV-2006 01:30:53	Bright	35.000	35	33Alp Per	1.7950	6250.0	70	24577	No
16	GOM_NL__2PRFIN20061112_013224_000000302052_00475_24577_3724.N1	12-NOV-2006 01:32:24	Bright	29.500	110	37Del Cas	2.6780	8900.0	59	24577	No
17	GOM_NL__2PRFIN20061112_014037_000000292052_00475_24577_3725.N1	12-NOV-2006 01:40:37	Bright	28.500	49	1Alp UMi	1.9900	6300.0	57	24577	No
18	GOM_NL__2PRFIN20061112_014827_000000352052_00475_24577_3726.N1	12-NOV-2006 01:48:27	Bright	35.000	36	50Alp UMa	1.8000	6300.0	70	24577	No
19	GOM_NL__2PRFIN20061112_015005_000000362052_00475_24577_3727.N1	12-NOV-2006 01:50:05	Bright	36.000	82	48Bet UMa	2.3650	10600.	72	24577	No
20	GOM_NL__2PRFIN20061112_015537_000000282052_00475_24577_3728.N1	12-NOV-2006 01:55:37	Bright	28.000	152	12Alp2CVn	2.8900	11000.	56	24577	No
21	GOM_NL__2PRFIN20061112_020325_000000422052_00475_24577_3729.N1	12-NOV-2006 02:03:25	Bright	41.500	62	94Bet Leo	2.1360	9700.0	83	24577	No
22	GOM_NL__2PRFIN20061112_021157_000000352052_00475_24577_3730.N1	12-NOV-2006 02:11:57	Twilight	34.500	100	4Gam Crv	2.5800	13100.	69	24577	No
23	GOM_NL__2PRFIN20061112_021327_000000372052_00475_24577_3731.N1	12-NOV-2006 02:13:27	Twilight	37.000	171	2Eps Crv	3.0010	4250.0	74	24577	No
24	GOM_NL__2PRFIN20061112_022234_000000382052_00475_24577_3732.N1	12-NOV-2006 02:22:34	Dark	38.000	113	Mu Vel	2.6920	5000.0	76	24577	No
25	GOM_NL__2PRFIN20061112_054947_000000332052_00478_24580_3639.N1	12-NOV-2006 05:49:47	Dark	32.500	29	Bet Car	1.6720	10200.	65	24580	No
26	GOM_NL__2PRFIN20061112_055604_000000412052_00478_24580_3640.N1	12-NOV-2006 05:56:04	Dark	41.000	2	Alp Car	-0.73600	7000.0	82	24580	No
27	GOM_NL__2PRFIN20061112_060510_000000342052_00478_24580_3641.N1	12-NOV-2006 06:05:10	Straylight	33.500	157	The1Eri	2.9060	9300.0	67	24580	No
28	GOM_NL__2PRFIN20061112_062305_000000302052_00478_24580_3642.N1	12-NOV-2006 06:23:05	Bright	30.000	105	6Bet Ari	2.6450	8900.0	60	24580	No
29	GOM_NL__2PRFIN20061112_062710_000000312052_00478_24580_3643.N1	12-NOV-2006 06:27:10	Bright	30.500	173	4Bet Tri	3.0040	8900.0	61	24580	No
30	GOM_NL__2PRFIN20061112_062914_000000302052_00478_24580_3644.N1	12-NOV-2006 06:29:14	Bright	29.500	73	57Gam1And	2.2600	13100.	59	24580	No
31	GOM_NL__2PRFIN20061112_063312_000000322052_00478_24580_3645.N1	12-NOV-2006 06:33:12	Bright	31.500	160	23Gam Per	2.9300	4700.0	63	24580	No
32	GOM_NL__2PRFIN20061112_064225_000000312052_00478_24580_3646.N1	12-NOV-2006 06:42:25	Bright	31.000	49	1Alp UMi	1.9900	6300.0	62	24580	No
33	GOM_NL__2PRFIN20061112_064640_000000302052_00478_24580_3647.N1	12-NOV-2006 06:46:40	Bright	30.000	60	7Bet UMi	2.0810	3950.0	60	24580	No
34	GOM_NL__2PRFIN20061112_065014_000000312052_00478_24580_3648.N1	12-NOV-2006 06:50:14	Bright	31.000	36	50Alp UMa	1.8000	6300.0	62	24580	No
35	GOM_NL__2PRFIN20061112_065222_000000302052_00478_24580_3649.N1	12-NOV-2006 06:52:22	Bright	30.000	32	77Eps UMa	1.7630	11000.	60	24580	No
36	GOM_NL__2PRFIN20061112_070515_000000352052_00478_24580_3650.N1	12-NOV-2006 07:05:15	Bright	35.000	62	94Bet Leo	2.1360	9700.0	70	24580	No
37	GOM_NL__2PRFIN20061112_071346_000000362052_00478_24580_3651.N1	12-NOV-2006 07:13:46	Twilight	36.000	100	4Gam Crv	2.5800	13100.	72	24580	No
38	GOM_NL__2PRFIN20061112_071516_000000362052_00478_24580_3652.N1	12-NOV-2006 07:15:16	Twilight	35.500	171	2Eps Crv	3.0010	4250.0	71	24580	No
39	GOM_NL__2PRFIN20061112_072424_000000392052_00478_24580_3653.N1	12-NOV-2006 07:24:24	Dark	38.500	113	Mu Vel	2.6920	5000.0	77	24580	No
40	GOM_NL__2PRFIN20061112_073024_000000332052_00479_24581_3639.N1	12-NOV-2006 07:30:24	Dark	33.000	29	Bet Car	1.6720	10200.	66	24581	No
41	GOM_NL__2PRFIN20061112_073641_000000552052_00479_24581_3640.N1	12-NOV-2006 07:36:41	Dark	55.000	2	Alp Car	-0.73600	7000.0	110	24581	No
42	GOM_NL__2PRFIN20061112_074546_000000332052_00479_24581_3641.N1	12-NOV-2006 07:45:46	Straylight	33.000	157	The1Eri	2.9060	9300.0	66	24581	No

43	GOM_NL__2PRFIN20061112_080341_000000312052_00479_24581_3642.N1	12-NOV-2006 08:03:41	Bright	31.000	105	6Bet Ari	2.6450	8900.0	62	24581	No
44	GOM_NL__2PRFIN20061112_080746_000000302052_00479_24581_3643.N1	12-NOV-2006 08:07:46	Bright	29.500	173	4Bet Tri	3.0040	8900.0	59	24581	No
45	GOM_NL__2PRFIN20061112_080950_000000312052_00479_24581_3644.N1	12-NOV-2006 08:09:50	Bright	30.500	73	57Gam1And	2.2600	13100.	61	24581	No
46	GOM_NL__2PRFIN20061112_081348_000000312052_00479_24581_3645.N1	12-NOV-2006 08:13:48	Bright	31.000	160	23Gam Per	2.9300	4700.0	62	24581	No
47	GOM_NL__2PRFIN20061112_082301_000000282052_00479_24581_3646.N1	12-NOV-2006 08:23:01	Bright	28.000	49	1Alp UMi	1.9900	6300.0	56	24581	No
48	GOM_NL__2PRFIN20061112_082716_000000282052_00479_24581_3647.N1	12-NOV-2006 08:27:16	Bright	28.000	60	7Bet UMi	2.0810	3950.0	56	24581	No
49	GOM_NL__2PRFIN20061112_083050_000000352052_00479_24581_3648.N1	12-NOV-2006 08:30:50	Bright	34.500	36	50Alp UMa	1.8000	6300.0	69	24581	No
50	GOM_NL__2PRFIN20061112_083258_000000292052_00479_24581_3649.N1	12-NOV-2006 08:32:58	Bright	29.000	32	77Eps UMa	1.7630	11000.	58	24581	No
51	GOM_NL__2PRFIN20061112_083801_000000292052_00479_24581_3650.N1	12-NOV-2006 08:38:01	Bright	29.000	152	12Alp2CVn	2.8900	11000.	58	24581	No
52	GOM_NL__2PRFIN20061112_084551_000000332052_00479_24581_3651.N1	12-NOV-2006 08:45:51	Bright	32.500	62	94Bet Leo	2.1360	9700.0	65	24581	No
53	GOM_NL__2PRFIN20061112_085423_000000322052_00479_24581_3652.N1	12-NOV-2006 08:54:23	Twilight	32.000	100	4Gam Crv	2.5800	13100.	64	24581	No
54	GOM_NL__2PRFIN20061112_085553_000000372052_00479_24581_3653.N1	12-NOV-2006 08:55:53	Twilight	37.000	171	2Eps Crv	3.0010	4250.0	74	24581	No
55	GOM_NL__2PRFIN20061112_090500_000000352052_00479_24581_3654.N1	12-NOV-2006 09:05:00	Dark	34.500	113	Mu Vel	2.6920	5000.0	69	24581	No
56	GOM_NL__2PRFIN20061112_091100_000000332052_00480_24582_3639.N1	12-NOV-2006 09:11:00	Dark	32.500	29	Bet Car	1.6720	10200.	65	24582	No
57	GOM_NL__2PRFIN20061112_091717_000000542052_00480_24582_3640.N1	12-NOV-2006 09:17:17	Dark	54.000	2	Alp Car	-0.73600	7000.0	108	24582	No
58	GOM_NL__2PRFIN20061112_092623_000000332052_00480_24582_3641.N1	12-NOV-2006 09:26:23	Straylight	32.500	157	The1Eri	2.9060	9300.0	65	24582	No
59	GOM_NL__2PRFIN20061112_094417_000000312052_00480_24582_3642.N1	12-NOV-2006 09:44:17	Bright	30.500	105	6Bet Ari	2.6450	8900.0	61	24582	No
60	GOM_NL__2PRFIN20061112_094822_000000302052_00480_24582_3643.N1	12-NOV-2006 09:48:22	Bright	30.000	173	4Bet Tri	3.0040	8900.0	60	24582	No
61	GOM_NL__2PRFIN20061112_095026_000000302052_00480_24582_3644.N1	12-NOV-2006 09:50:26	Bright	30.000	73	57Gam1And	2.2600	13100.	60	24582	No
62	GOM_NL__2PRFIN20061112_095424_000000342052_00480_24582_3645.N1	12-NOV-2006 09:54:24	Bright	33.500	160	23Gam Per	2.9300	4700.0	67	24582	No
63	GOM_NL__2PRFIN20061112_100337_000000302052_00480_24582_3646.N1	12-NOV-2006 10:03:37	Bright	30.000	49	1Alp UMi	1.9900	6300.0	60	24582	No
64	GOM_NL__2PRFIN20061112_100752_000000462052_00480_24582_3647.N1	12-NOV-2006 10:07:52	Bright	46.000	60	7Bet UMi	2.0810	3950.0	92	24582	No
65	GOM_NL__2PRFIN20061112_101126_000000332052_00480_24582_3648.N1	12-NOV-2006 10:11:26	Bright	33.000	36	50Alp UMa	1.8000	6300.0	66	24582	No
66	GOM_NL__2PRFIN20061112_101334_000000312052_00480_24582_3649.N1	12-NOV-2006 10:13:34	Bright	30.500	32	77Eps UMa	1.7630	11000.	61	24582	No
67	GOM_NL__2PRFIN20061112_101837_000000292052_00480_24582_3650.N1	12-NOV-2006 10:18:37	Bright	29.000	152	12Alp2CVn	2.8900	11000.	58	24582	No
68	GOM_NL__2PRFIN20061112_102627_000000362052_00480_24582_3651.N1	12-NOV-2006 10:26:27	Bright	35.500	62	94Bet Leo	2.1360	9700.0	71	24582	No
69	GOM_NL__2PRFIN20061112_103459_000000352052_00480_24582_3652.N1	12-NOV-2006 10:34:59	Twilight	34.500	100	4Gam Crv	2.5800	13100.	69	24582	No
70	GOM_NL__2PRFIN20061112_103629_000000362052_00480_24582_3653.N1	12-NOV-2006 10:36:29	Twilight	36.000	171	2Eps Crv	3.0010	4250.0	72	24582	No
71	GOM_NL__2PRFIN20061112_104537_000000362052_00480_24582_3654.N1	12-NOV-2006 10:45:37	Dark	35.500	113	Mu Vel	2.6920	5000.0	71	24582	No
72	GOM_NL__2PRFIN20061112_105136_000000332052_00481_24583_3640.N1	12-NOV-2006 10:51:36	Dark	33.000	29	Bet Car	1.6720	10200.	66	24583	No
73	GOM_NL__2PRFIN20061112_105754_000000542052_00481_24583_3641.N1	12-NOV-2006 10:57:54	Dark	53.500	2	Alp Car	-0.73600	7000.0	107	24583	No
74	GOM_NL__2PRFIN20061112_110659_000000332052_00481_24583_3642.N1	12-NOV-2006 11:06:59	Straylight	32.500	157	The1Eri	2.9060	9300.0	65	24583	No
75	GOM_NL__2PRFIN20061112_112452_000000302052_00481_24583_3643.N1	12-NOV-2006 11:24:52	Bright	30.000	105	6Bet Ari	2.6450	8900.0	60	24583	No
76	GOM_NL__2PRFIN20061112_112858_000000302052_00481_24583_3644.N1	12-NOV-2006 11:28:58	Bright	30.000	173	4Bet Tri	3.0040	8900.0	60	24583	No
77	GOM_NL__2PRFIN20061112_113102_000000322052_00481_24583_3645.N1	12-NOV-2006 11:31:02	Bright	31.500	73	57Gam1And	2.2600	13100.	63	24583	No
78	GOM_NL__2PRFIN20061112_113459_000000322052_00481_24583_3646.N1	12-NOV-2006 11:34:59	Bright	31.500	160	23Gam Per	2.9300	4700.0	63	24583	No
79	GOM_NL__2PRFIN20061112_114413_000000312052_00481_24583_3647.N1	12-NOV-2006 11:44:13	Bright	31.000	49	1Alp UMi	1.9900	6300.0	62	24583	No
80	GOM_NL__2PRFIN20061112_114828_000000302052_00481_24583_3648.N1	12-NOV-2006 11:48:28	Bright	30.000	60	7Bet UMi	2.0810	3950.0	60	24583	No
81	GOM_NL__2PRFIN20061112_115201_000000372052_00481_24583_3649.N1	12-NOV-2006 11:52:01	Bright	36.500	36	50Alp UMa	1.8000	6300.0	73	24583	No
82	GOM_NL__2PRFIN20061112_115410_000000322052_00481_24583_3650.N1	12-NOV-2006 11:54:10	Bright	32.000	32	77Eps UMa	1.7630	11000.	64	24583	No
83	GOM_NL__2PRFIN20061112_115913_000000292052_00481_24583_3651.N1	12-NOV-2006 11:59:13	Bright	28.500	152	12Alp2CVn	2.8900	11000.	57	24583	No
84	GOM_NL__2PRFIN20061112_120703_000000332052_00481_24583_3652.N1	12-NOV-2006 12:07:03	Bright	32.500	62	94Bet Leo	2.1360	9700.0	65	24583	No
85	GOM_NL__2PRFIN20061112_121535_000000362052_00481_24583_3653.N1	12-NOV-2006 12:15:35	Twilight	35.500	100	4Gam Crv	2.5800	13100.	71	24583	No
86	GOM_NL__2PRFIN20061112_121705_000000382052_00481_24583_3654.N1	12-NOV-2006 12:17:05	Twilight	38.000	171	2Eps Crv	3.0010	4250.0	76	24583	No
87	GOM_NL__2PRFIN20061112_122613_000000352052_00481_24583_3655.N1	12-NOV-2006 12:26:13	Dark	35.000	113	Mu Vel	2.6920	5000.0	70	24583	No
88	GOM_NL__2PRFIN20061112_123212_000000312052_00482_24584_3641.N1	12-NOV-2006 12:32:12	Dark	31.000	29	Bet Car	1.6720	10200.	62	24584	No
89	GOM_NL__2PRFIN20061112_123830_000000552052_00482_24584_3642.N1	12-NOV-2006 12:38:30	Dark	54.500	2	Alp Car	-0.73600	7000.0	109	24584	No
90	GOM_NL__2PRFIN20061112_124735_000000342052_00482_24584_3643.N1	12-NOV-2006 12:47:35	Straylight	33.500	157	The1Eri	2.9060	9300.0	67	24584	No
91	GOM_NL__2PRFIN20061112_130046_000000252052_00482_24584_3644.N1	12-NOV-2006 13:00:46	Twilight	25.000	94	92Alp Cet	2.5260	3100.0	50	24584	No
92	GOM_NL__2PRFIN20061112_130528_000000302052_00482_24584_3645.N1	12-NOV-2006 13:05:28	Bright	30.000	105	6Bet Ari	2.6450	8900.0	60	24584	No
93	GOM_NL__2PRFIN20061112_130933_000000302052_00482_24584_3646.N1	12-NOV-2006 13:09:33	Bright	29.500	173	4Bet Tri	3.0040	8900.0	59	24584	No
94	GOM_NL__2PRFIN20061112_131137_000000322052_00482_24584_3647.N1	12-NOV-2006 13:11:37	Bright	31.500	73	57Gam1And	2.2600	13100.	63	24584	No
95	GOM_NL__2PRFIN20061112_131535_000000312052_00482_24584_3648.N1	12-NOV-2006 13:15:35	Bright	31.000	160	23Gam Per	2.9300	4700.0	62	24584	No
96	GOM_NL__2PRFIN20061112_132449_000000282052_00482_24584_3649.N1	12-NOV-2006 13:24:49	Bright	28.000	49	1Alp UMi	1.9900	6300.0	56	24584	No
97	GOM_NL__2PRFIN20061112_132904_000000302052_00482_24584_3650.N1	12-NOV-2006 13:29:04	Bright	29.500	60	7Bet UMi	2.0810	3950.0	59	24584	No
98	GOM_NL__2PRFIN20061112_133237_000000342052_00482_24584_3651.N1	12-NOV-2006 13:32:37	Bright	34.000	36	50Alp UMa	1.8000	6300.0	68	24584	No
99	GOM_NL__2PRFIN20061112_133446_000000322052_00482_24584_3652.N1	12-NOV-2006 13:34:46	Bright	31.500	32	77Eps UMa	1.7630	11000.	63	24584	No
100	GOM_NL__2PRFIN20061112_134739_000000332052_00482_24584_3653.N1	12-NOV-2006 13:47:39	Bright	32.500	62	94Bet Leo	2.1360	9700.0	65	24584	No
101	GOM_NL__2PRFIN20061112_135612_000000362052_00482_24584_3654.N1	12-NOV-2006 13:56:12	Twilight	35.500	100	4Gam Crv	2.5800	13100.	71	24584	No

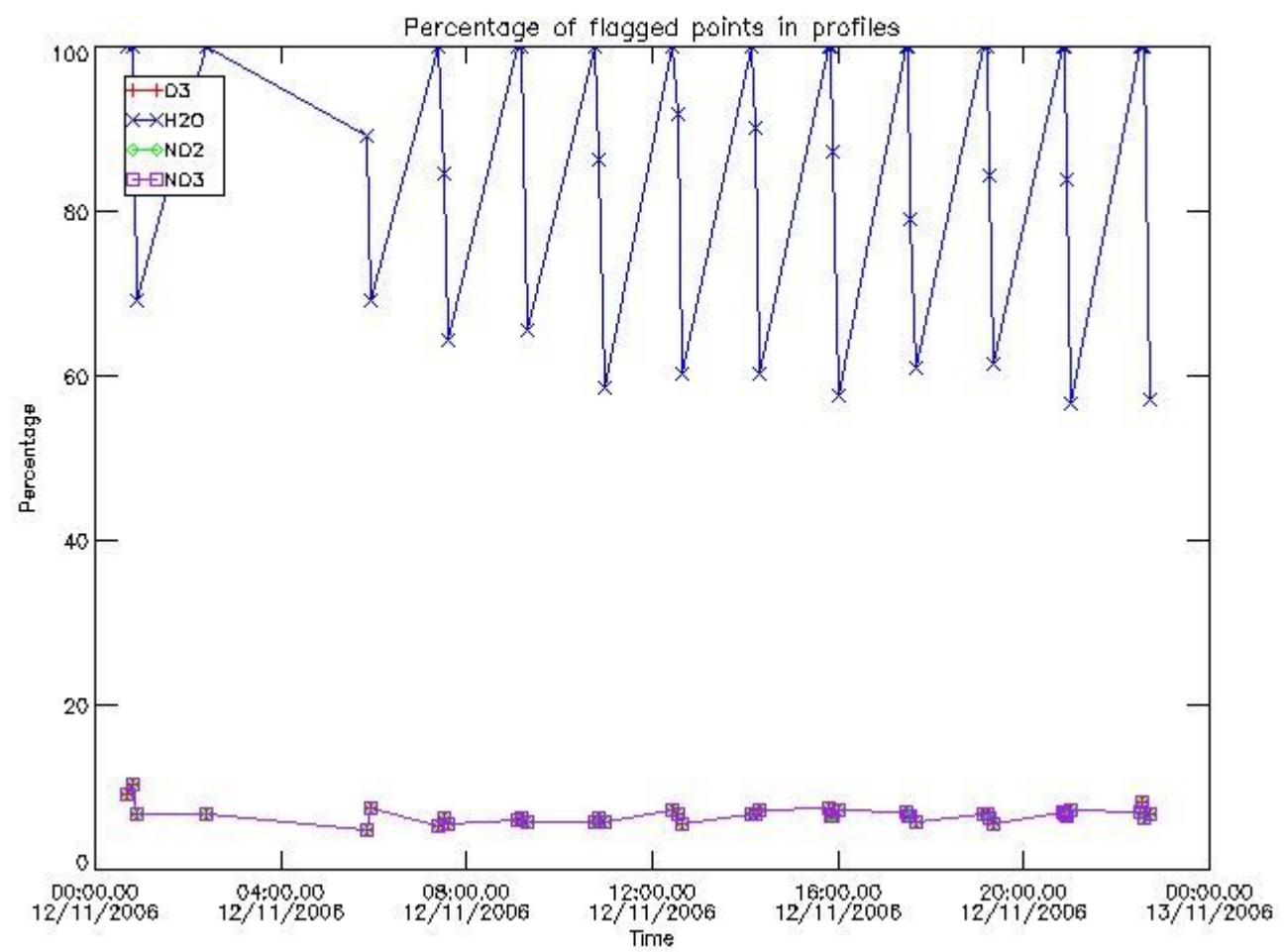
102	GOM_NL__2PRFIN20061112_135742_000000342052_00482_24584_3655.N1	12-NOV-2006 13:57:42	Twilight	33.500	171	2Eps Crv	3.0010	4250.0	67	24584	No
103	GOM_NL__2PRFIN20061112_140650_000000392052_00482_24584_3656.N1	12-NOV-2006 14:06:50	Dark	38.500	113	Mu Vel	2.6920	5000.0	77	24584	No
104	GOM_NL__2PRFIN20061112_141249_000000312052_00483_24585_3641.N1	12-NOV-2006 14:12:49	Dark	31.000	29	Bet Car	1.6720	10200.	62	24585	No
105	GOM_NL__2PRFIN20061112_141907_000000422052_00483_24585_3642.N1	12-NOV-2006 14:19:07	Dark	42.000	2	Alp Car	-0.73600	7000.0	84	24585	No
106	GOM_NL__2PRFIN20061112_142811_000000332052_00483_24585_3643.N1	12-NOV-2006 14:28:11	Straylight	32.500	157	The1Eri	2.9060	9300.0	65	24585	No
107	GOM_NL__2PRFIN20061112_144122_000000252052_00483_24585_3644.N1	12-NOV-2006 14:41:22	Twi_and_stray	25.000	94	92Alp Cet	2.5260	3100.0	50	24585	No
108	GOM_NL__2PRFIN20061112_144604_000000312052_00483_24585_3645.N1	12-NOV-2006 14:46:04	Bright	30.500	105	6Bet Ari	2.6450	8900.0	61	24585	No
109	GOM_NL__2PRFIN20061112_145009_000000312052_00483_24585_3646.N1	12-NOV-2006 14:50:09	Bright	30.500	173	4Bet Tri	3.0040	8900.0	61	24585	No
110	GOM_NL__2PRFIN20061112_145213_000000302052_00483_24585_3647.N1	12-NOV-2006 14:52:13	Bright	30.000	73	57Gam1And	2.2600	13100.	60	24585	No
111	GOM_NL__2PRFIN20061112_145610_000000322052_00483_24585_3648.N1	12-NOV-2006 14:56:10	Bright	32.000	160	23Gam Per	2.9300	4700.0	64	24585	No
112	GOM_NL__2PRFIN20061112_150524_000000282052_00483_24585_3649.N1	12-NOV-2006 15:05:24	Bright	28.000	49	1Alp UMi	1.9900	6300.0	56	24585	No
113	GOM_NL__2PRFIN20061112_150940_000000312052_00483_24585_3650.N1	12-NOV-2006 15:09:40	Bright	30.500	60	7Bet UMi	2.0810	3950.0	61	24585	No
114	GOM_NL__2PRFIN20061112_151313_000000522052_00483_24585_3651.N1	12-NOV-2006 15:13:13	Bright	52.000	36	50Alp UMa	1.8000	6300.0	104	24585	No
115	GOM_NL__2PRFIN20061112_151522_000000302052_00483_24585_3652.N1	12-NOV-2006 15:15:22	Bright	30.000	32	77Eps UMa	1.7630	11000.	60	24585	No
116	GOM_NL__2PRFIN20061112_152025_000000302052_00483_24585_3653.N1	12-NOV-2006 15:20:25	Bright	29.500	152	12Alp2CVn	2.8900	11000.	59	24585	No
117	GOM_NL__2PRFIN20061112_152816_000000342052_00483_24585_3654.N1	12-NOV-2006 15:28:16	Bright	34.000	62	94Bet Leo	2.1360	9700.0	68	24585	No
118	GOM_NL__2PRFIN20061112_153648_000000352052_00483_24585_3655.N1	12-NOV-2006 15:36:48	Twi_and_stray	34.500	100	4Gam Crv	2.5800	13100.	69	24585	No
119	GOM_NL__2PRFIN20061112_153818_000000372052_00483_24585_3656.N1	12-NOV-2006 15:38:18	Twilight	37.000	171	2Eps Crv	3.0010	4250.0	74	24585	No
120	GOM_NL__2PRFIN20061112_154726_000000352052_00483_24585_3657.N1	12-NOV-2006 15:47:26	Dark	34.500	113	Mu Vel	2.6920	5000.0	69	24585	No
121	GOM_NL__2PRFIN20061112_155033_000000322052_00484_24586_3644.N1	12-NOV-2006 15:50:33	Dark	31.500	124	The Car	2.7640	30000.	63	24586	No
122	GOM_NL__2PRFIN20061112_155325_000000322052_00484_24586_3645.N1	12-NOV-2006 15:53:25	Dark	31.500	29	Bet Car	1.6720	10200.	63	24586	No
123	GOM_NL__2PRFIN20061112_155944_000000432052_00484_24586_3646.N1	12-NOV-2006 15:59:44	Dark	43.000	2	Alp Car	-0.73600	7000.0	86	24586	No
124	GOM_NL__2PRFIN20061112_160847_000000332052_00484_24586_3647.N1	12-NOV-2006 16:08:47	Straylight	33.000	157	The1Eri	2.9060	9300.0	66	24586	No
125	GOM_NL__2PRFIN20061112_162157_000000342052_00484_24586_3648.N1	12-NOV-2006 16:21:57	Twi_and_stray	34.000	94	92Alp Cet	2.5260	3100.0	68	24586	No
126	GOM_NL__2PRFIN20061112_162640_000000322052_00484_24586_3649.N1	12-NOV-2006 16:26:40	Bright	31.500	105	6Bet Ari	2.6450	8900.0	63	24586	No
127	GOM_NL__2PRFIN20061112_163045_000000302052_00484_24586_3650.N1	12-NOV-2006 16:30:45	Bright	29.500	173	4Bet Tri	3.0040	8900.0	59	24586	No
128	GOM_NL__2PRFIN20061112_163249_000000322052_00484_24586_3651.N1	12-NOV-2006 16:32:49	Bright	31.500	73	57Gam1And	2.2600	13100.	63	24586	No
129	GOM_NL__2PRFIN20061112_163646_000000322052_00484_24586_3652.N1	12-NOV-2006 16:36:46	Bright	31.500	160	23Gam Per	2.9300	4700.0	63	24586	No
130	GOM_NL__2PRFIN20061112_164600_000000312052_00484_24586_3653.N1	12-NOV-2006 16:46:00	Bright	30.500	49	1Alp UMi	1.9900	6300.0	61	24586	No
131	GOM_NL__2PRFIN20061112_165016_000000312052_00484_24586_3654.N1	12-NOV-2006 16:50:16	Bright	30.500	60	7Bet UMi	2.0810	3950.0	61	24586	No
132	GOM_NL__2PRFIN20061112_165349_000000352052_00484_24586_3655.N1	12-NOV-2006 16:53:49	Bright	34.500	36	50Alp UMa	1.8000	6300.0	69	24586	No
133	GOM_NL__2PRFIN20061112_165558_000000292052_00484_24586_3656.N1	12-NOV-2006 16:55:58	Bright	29.000	32	77Eps UMa	1.7630	11000.	58	24586	No
134	GOM_NL__2PRFIN20061112_170101_000000282052_00484_24586_3657.N1	12-NOV-2006 17:01:01	Bright	28.000	152	12Alp2CVn	2.8900	11000.	56	24586	No
135	GOM_NL__2PRFIN20061112_170852_000000522052_00484_24586_3658.N1	12-NOV-2006 17:08:52	Bright	52.000	62	94Bet Leo	2.1360	9700.0	104	24586	No
136	GOM_NL__2PRFIN20061112_171724_000000332052_00484_24586_3659.N1	12-NOV-2006 17:17:24	Twi_and_stray	33.000	100	4Gam Crv	2.5800	13100.	66	24586	No
137	GOM_NL__2PRFIN20061112_171854_000000372052_00484_24586_3660.N1	12-NOV-2006 17:18:54	Twilight	37.000	171	2Eps Crv	3.0010	4250.0	74	24586	No
138	GOM_NL__2PRFIN20061112_172803_000000372052_00484_24586_3661.N1	12-NOV-2006 17:28:03	Dark	36.500	113	Mu Vel	2.6920	5000.0	73	24586	No
139	GOM_NL__2PRFIN20061112_173110_000000322052_00485_24587_3647.N1	12-NOV-2006 17:31:10	Dark	31.500	124	The Car	2.7640	30000.	63	24587	No
140	GOM_NL__2PRFIN20061112_173401_000000322052_00485_24587_3648.N1	12-NOV-2006 17:34:01	Dark	31.500	29	Bet Car	1.6720	10200.	63	24587	No
141	GOM_NL__2PRFIN20061112_174020_000000532052_00485_24587_3649.N1	12-NOV-2006 17:40:20	Dark	52.500	2	Alp Car	-0.73600	7000.0	105	24587	No
142	GOM_NL__2PRFIN20061112_174923_000000332052_00485_24587_3650.N1	12-NOV-2006 17:49:23	Straylight	33.000	157	The1Eri	2.9060	9300.0	66	24587	No
143	GOM_NL__2PRFIN20061112_180233_000000342052_00485_24587_3651.N1	12-NOV-2006 18:02:33	Twi_and_stray	34.000	94	92Alp Cet	2.5260	3100.0	68	24587	No
144	GOM_NL__2PRFIN20061112_180716_000000312052_00485_24587_3652.N1	12-NOV-2006 18:07:16	Bright	30.500	105	6Bet Ari	2.6450	8900.0	61	24587	No
145	GOM_NL__2PRFIN20061112_181121_000000312052_00485_24587_3653.N1	12-NOV-2006 18:11:21	Bright	31.000	173	4Bet Tri	3.0040	8900.0	62	24587	No
146	GOM_NL__2PRFIN20061112_181325_000000302052_00485_24587_3654.N1	12-NOV-2006 18:13:25	Bright	30.000	73	57Gam1And	2.2600	13100.	60	24587	No
147	GOM_NL__2PRFIN20061112_181721_000000332052_00485_24587_3655.N1	12-NOV-2006 18:17:21	Bright	32.500	160	23Gam Per	2.9300	4700.0	65	24587	No
148	GOM_NL__2PRFIN20061112_182636_000000312052_00485_24587_3656.N1	12-NOV-2006 18:26:36	Bright	31.000	49	1Alp UMi	1.9900	6300.0	62	24587	No
149	GOM_NL__2PRFIN20061112_183052_000000302052_00485_24587_3657.N1	12-NOV-2006 18:30:52	Bright	30.000	60	7Bet UMi	2.0810	3950.0	60	24587	No
150	GOM_NL__2PRFIN20061112_183425_000000342052_00485_24587_3658.N1	12-NOV-2006 18:34:25	Bright	34.000	36	50Alp UMa	1.8000	6300.0	68	24587	No
151	GOM_NL__2PRFIN20061112_183634_000000312052_00485_24587_3659.N1	12-NOV-2006 18:36:34	Bright	30.500	32	77Eps UMa	1.7630	11000.	61	24587	No
152	GOM_NL__2PRFIN20061112_184138_000000292052_00485_24587_3660.N1	12-NOV-2006 18:41:38	Bright	29.000	152	12Alp2CVn	2.8900	11000.	58	24587	No
153	GOM_NL__2PRFIN20061112_184928_000000522052_00485_24587_3661.N1	12-NOV-2006 18:49:28	Bright	52.000	62	94Bet Leo	2.1360	9700.0	104	24587	No
154	GOM_NL__2PRFIN20061112_185800_000000362052_00485_24587_3662.N1	12-NOV-2006 18:58:00	Twi_and_stray	35.500	100	4Gam Crv	2.5800	13100.	71	24587	No
155	GOM_NL__2PRFIN20061112_185931_000000372052_00485_24587_3663.N1	12-NOV-2006 18:59:31	Twilight	37.000	171	2Eps Crv	3.0010	4250.0	74	24587	No
156	GOM_NL__2PRFIN20061112_190839_000000382052_00485_24587_3664.N1	12-NOV-2006 19:08:39	Dark	37.500	113	Mu Vel	2.6920	5000.0	75	24587	No
157	GOM_NL__2PRFIN20061112_191146_000000312052_00486_24588_3648.N1	12-NOV-2006 19:11:46	Dark	31.000	124	The Car	2.7640	30000.	62	24588	No
158	GOM_NL__2PRFIN20061112_191438_000000332052_00486_24588_3649.N1	12-NOV-2006 19:14:38	Dark	32.500	29	Bet Car	1.6720	10200.	65	24588	No
159	GOM_NL__2PRFIN20061112_192057_000000552052_00486_24588_3650.N1	12-NOV-2006 19:20:57	Dark	54.500	2	Alp Car	-0.73600	7000.0	109	24588	No
160	GOM_NL__2PRFIN20061112_192959_000000352052_00486_24588_3651.N1	12-NOV-2006 19:30:59	Straylight	34.500	157	The1Eri	2.9060	9300.0	69	24588	No

161	GOM_NL__2PRFIN20061112_194309_000000432052_00486_24588_3652.N1	12-NOV-2006 19:43:09	Twilight	43.000	94	92Alp Cet	2.5260	3100.0	86	24588	No
162	GOM_NL__2PRFIN20061112_194752_000000302052_00486_24588_3653.N1	12-NOV-2006 19:47:52	Bright	30.000	105	6Bet Ari	2.6450	8900.0	60	24588	No
163	GOM_NL__2PRFIN20061112_195157_000000312052_00486_24588_3654.N1	12-NOV-2006 19:51:57	Bright	30.500	173	4Bet Tri	3.0040	8900.0	61	24588	No
164	GOM_NL__2PRFIN20061112_195401_000000322052_00486_24588_3655.N1	12-NOV-2006 19:54:01	Bright	32.000	73	57Gam1And	2.2600	13100.	64	24588	No
165	GOM_NL__2PRFIN20061112_195757_000000332052_00486_24588_3656.N1	12-NOV-2006 19:57:57	Bright	32.500	160	23Gam Per	2.9300	4700.0	65	24588	No
166	GOM_NL__2PRFIN20061112_200712_000000302052_00486_24588_3657.N1	12-NOV-2006 20:07:12	Bright	29.500	49	1Alp UMi	1.9900	6300.0	59	24588	No
167	GOM_NL__2PRFIN20061112_201128_000000312052_00486_24588_3658.N1	12-NOV-2006 20:11:28	Bright	31.000	60	7Bet UMi	2.0810	3950.0	62	24588	No
168	GOM_NL__2PRFIN20061112_201500_000000322052_00486_24588_3659.N1	12-NOV-2006 20:15:00	Bright	31.500	36	50Alp UMa	1.8000	6300.0	63	24588	No
169	GOM_NL__2PRFIN20061112_201709_000000322052_00486_24588_3660.N1	12-NOV-2006 20:17:09	Bright	32.000	32	77Eps UMa	1.7630	11000.	64	24588	No
170	GOM_NL__2PRFIN20061112_202214_000000302052_00486_24588_3661.N1	12-NOV-2006 20:22:14	Bright	30.000	152	12Alp2CVn	2.8900	11000.	60	24588	No
171	GOM_NL__2PRFIN20061112_203005_000000342052_00486_24588_3662.N1	12-NOV-2006 20:30:05	Bright	34.000	62	94Bet Leo	2.1360	9700.0	68	24588	No
172	GOM_NL__2PRFIN20061112_203837_000000372052_00486_24588_3663.N1	12-NOV-2006 20:38:37	Twilight	36.500	100	4Gam Crv	2.5800	13100.	73	24588	No
173	GOM_NL__2PRFIN20061112_204007_000000392052_00486_24588_3664.N1	12-NOV-2006 20:40:07	Twilight	38.500	171	2Eps Crv	3.0010	4250.0	77	24588	No
174	GOM_NL__2PRFIN20061112_204916_000000372052_00486_24588_3665.N1	12-NOV-2006 20:49:16	Dark	36.500	113	Mu Vel	2.6920	5000.0	73	24588	No
175	GOM_NL__2PRFIN20061112_205222_000000312052_00487_24589_3648.N1	12-NOV-2006 20:52:22	Dark	31.000	124	The Car	2.7640	30000.	62	24589	No
176	GOM_NL__2PRFIN20061112_205514_000000322052_00487_24589_3649.N1	12-NOV-2006 20:55:14	Dark	31.500	29	Bet Car	1.6720	10200.	63	24589	No
177	GOM_NL__2PRFIN20061112_210134_000000422052_00487_24589_3650.N1	12-NOV-2006 21:01:34	Dark	41.500	2	Alp Car	-0.73600	7000.0	83	24589	No
178	GOM_NL__2PRFIN20061112_211036_000000322052_00487_24589_3651.N1	12-NOV-2006 21:10:36	Straylight	32.000	157	The1Eri	2.9060	9300.0	64	24589	No
179	GOM_NL__2PRFIN20061112_212345_000000432052_00487_24589_3652.N1	12-NOV-2006 21:23:45	Twilight	43.000	94	92Alp Cet	2.5260	3100.0	86	24589	No
180	GOM_NL__2PRFIN20061112_212828_000000312052_00487_24589_3653.N1	12-NOV-2006 21:28:28	Bright	31.000	105	6Bet Ari	2.6450	8900.0	62	24589	No
181	GOM_NL__2PRFIN20061112_213232_000000312052_00487_24589_3654.N1	12-NOV-2006 21:32:32	Bright	30.500	173	4Bet Tri	3.0040	8900.0	61	24589	No
182	GOM_NL__2PRFIN20061112_213436_000000312052_00487_24589_3655.N1	12-NOV-2006 21:34:36	Bright	31.000	73	57Gam1And	2.2600	13100.	62	24589	No
183	GOM_NL__2PRFIN20061112_213833_000000322052_00487_24589_3656.N1	12-NOV-2006 21:38:33	Bright	31.500	160	23Gam Per	2.9300	4700.0	63	24589	No
184	GOM_NL__2PRFIN20061112_214748_000000312052_00487_24589_3657.N1	12-NOV-2006 21:47:48	Bright	30.500	49	1Alp UMi	1.9900	6300.0	61	24589	No
185	GOM_NL__2PRFIN20061112_215204_000000262052_00487_24589_3658.N1	12-NOV-2006 21:52:04	Bright	26.000	60	7Bet UMi	2.0810	3950.0	52	24589	No
186	GOM_NL__2PRFIN20061112_215536_000000352052_00487_24589_3659.N1	12-NOV-2006 21:55:36	Bright	35.000	36	50Alp UMa	1.8000	6300.0	70	24589	No
187	GOM_NL__2PRFIN20061112_215746_000000322052_00487_24589_3660.N1	12-NOV-2006 21:57:46	Bright	31.500	32	77Eps UMa	1.7630	11000.	63	24589	No
188	GOM_NL__2PRFIN20061112_220250_000000292052_00487_24589_3661.N1	12-NOV-2006 22:02:50	Bright	28.500	152	12Alp2CVn	2.8900	11000.	57	24589	No
189	GOM_NL__2PRFIN20061112_221041_000000492052_00487_24589_3662.N1	12-NOV-2006 22:10:41	Bright	49.000	62	94Bet Leo	2.1360	9700.0	98	24589	No
190	GOM_NL__2PRFIN20061112_221913_000000362052_00487_24589_3663.N1	12-NOV-2006 22:19:13	Twilight	35.500	100	4Gam Crv	2.5800	13100.	71	24589	No
191	GOM_NL__2PRFIN20061112_222043_000000372052_00487_24589_3664.N1	12-NOV-2006 22:20:43	Twilight	36.500	171	2Eps Crv	3.0010	4250.0	73	24589	No
192	GOM_NL__2PRFIN20061112_222952_000000372052_00487_24589_3665.N1	12-NOV-2006 22:29:52	Dark	36.500	113	Mu Vel	2.6920	5000.0	73	24589	No
193	GOM_NL__2PRFIN20061112_223259_000000322052_00488_24590_3652.N1	12-NOV-2006 22:32:59	Dark	31.500	124	The Car	2.7640	30000.	63	24590	No
194	GOM_NL__2PRFIN20061112_223550_000000332052_00488_24590_3653.N1	12-NOV-2006 22:35:50	Dark	32.500	29	Bet Car	1.6720	10200.	65	24590	No
195	GOM_NL__2PRFIN20061112_224210_000000532052_00488_24590_3654.N1	12-NOV-2006 22:42:10	Dark	52.500	2	Alp Car	-0.73600	7000.0	105	24590	No
196	GOM_NL__2PRFIN20061112_225112_000000322052_00488_24590_3655.N1	12-NOV-2006 22:51:12	Straylight	31.500	157	The1Eri	2.9060	9300.0	63	24590	No
197	GOM_NL__2PRFIN20061112_230421_000000432052_00488_24590_3656.N1	12-NOV-2006 23:04:21	Twilight	43.000	94	92Alp Cet	2.5260	3100.0	86	24590	No
198	GOM_NL__2PRFIN20061112_230904_000000312052_00488_24590_3657.N1	12-NOV-2006 23:09:04	Bright	31.000	105	6Bet Ari	2.6450	8900.0	62	24590	No
199	GOM_NL__2PRFIN20061112_231308_000000302052_00488_24590_3658.N1	12-NOV-2006 23:13:08	Bright	29.500	173	4Bet Tri	3.0040	8900.0	59	24590	No
200	GOM_NL__2PRFIN20061112_231512_000000292052_00488_24590_3659.N1	12-NOV-2006 23:15:12	Bright	29.000	73	57Gam1And	2.2600	13100.	58	24590	No
201	GOM_NL__2PRFIN20061112_231908_000000322052_00488_24590_3660.N1	12-NOV-2006 23:19:08	Bright	32.000	160	23Gam Per	2.9300	4700.0	64	24590	No
202	GOM_NL__2PRFIN20061112_232824_000000302052_00488_24590_3661.N1	12-NOV-2006 23:28:24	Bright	29.500	49	1Alp UMi	1.9900	6300.0	59	24590	No
203	GOM_NL__2PRFIN20061112_233240_000000312052_00488_24590_3662.N1	12-NOV-2006 23:32:40	Bright	30.500	60	7Bet UMi	2.0810	3950.0	61	24590	No
204	GOM_NL__2PRFIN20061112_233612_000000352052_00488_24590_3663.N1	12-NOV-2006 23:36:12	Bright	35.000	36	50Alp UMa	1.8000	6300.0	70	24590	No
205	GOM_NL__2PRFIN20061112_233821_000000312052_00488_24590_3664.N1	12-NOV-2006 23:38:21	Bright	31.000	32	77Eps UMa	1.7630	11000.	62	24590	No
206	GOM_NL__2PRFIN20061112_234326_000000292052_00488_24590_3665.N1	12-NOV-2006 23:43:26	Bright	28.500	152	12Alp2CVn	2.8900	11000.	57	24590	No
207	GOM_NL__2PRFIN20061112_235117_000000342052_00488_24590_3666.N1	12-NOV-2006 23:51:17	Bright	33.500	62	94Bet Leo	2.1360	9700.0	67	24590	No
208	GOM_NL__2PRFIN20061112_235452_000000292052_00488_24590_3667.N1	12-NOV-2006 23:54:52	Bright	29.000	121	29Gam Vir	2.7400	7200.0	58	24590	No
209	GOM_NL__2PRFIN20061112_235949_000000342052_00488_24590_3668.N1	12-NOV-2006 23:59:49	Twilight	33.500	100	4Gam Crv	2.5800	13100.	67	24590	No

3. Quality information per product

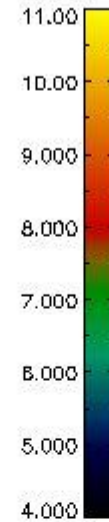
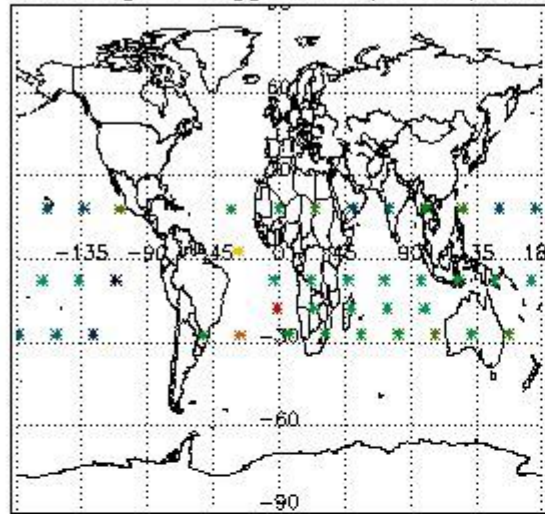
In this section it is plotted some information contained in the Quality Summary data set of the level 2 products. Only products in dark limb conditions and without errors (error flag in the MPH set to "0") are used.

3.1 Plot quality information per product (time dependant)

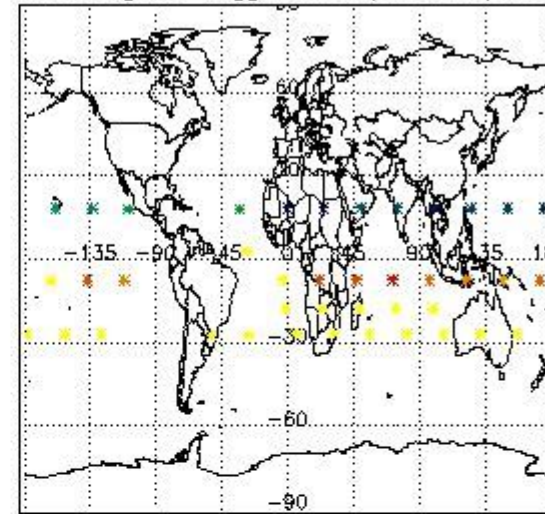


3.2 Plot quality information per product (world map)

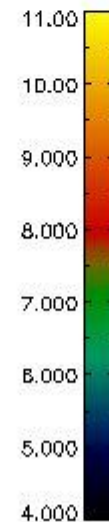
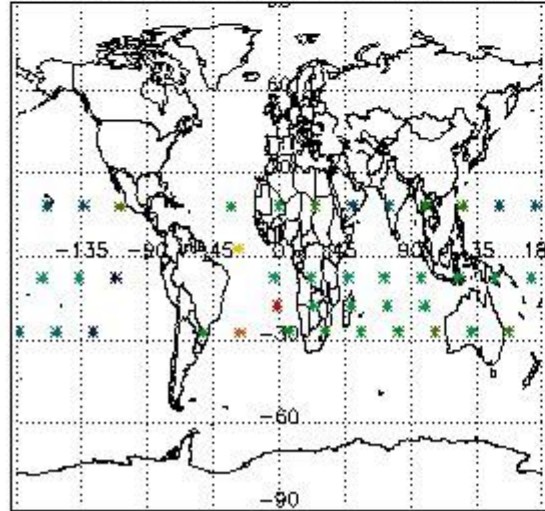
Percentage of flagged data per O3 profile



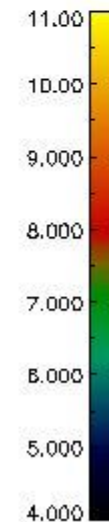
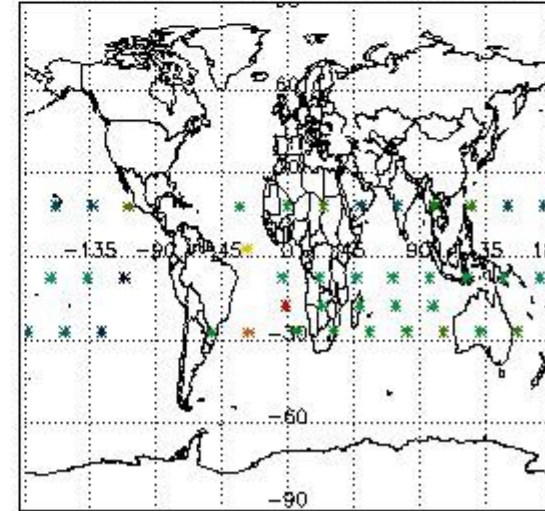
Percentage of flagged data per H2O profile



Percentage of flagged data per NO2 profile



Percentage of flagged data per NO3 profile

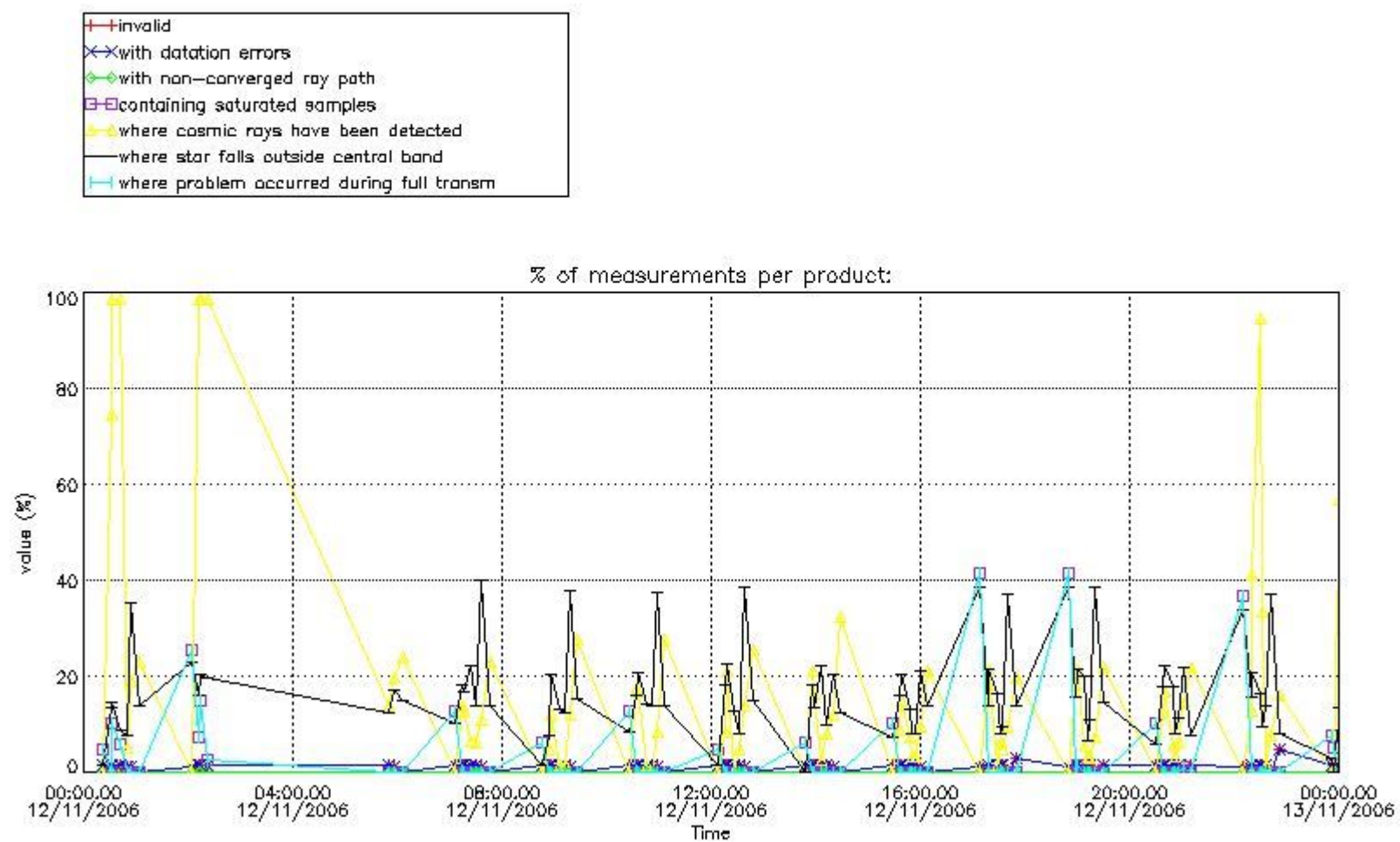


4. Level 1 quality information per product

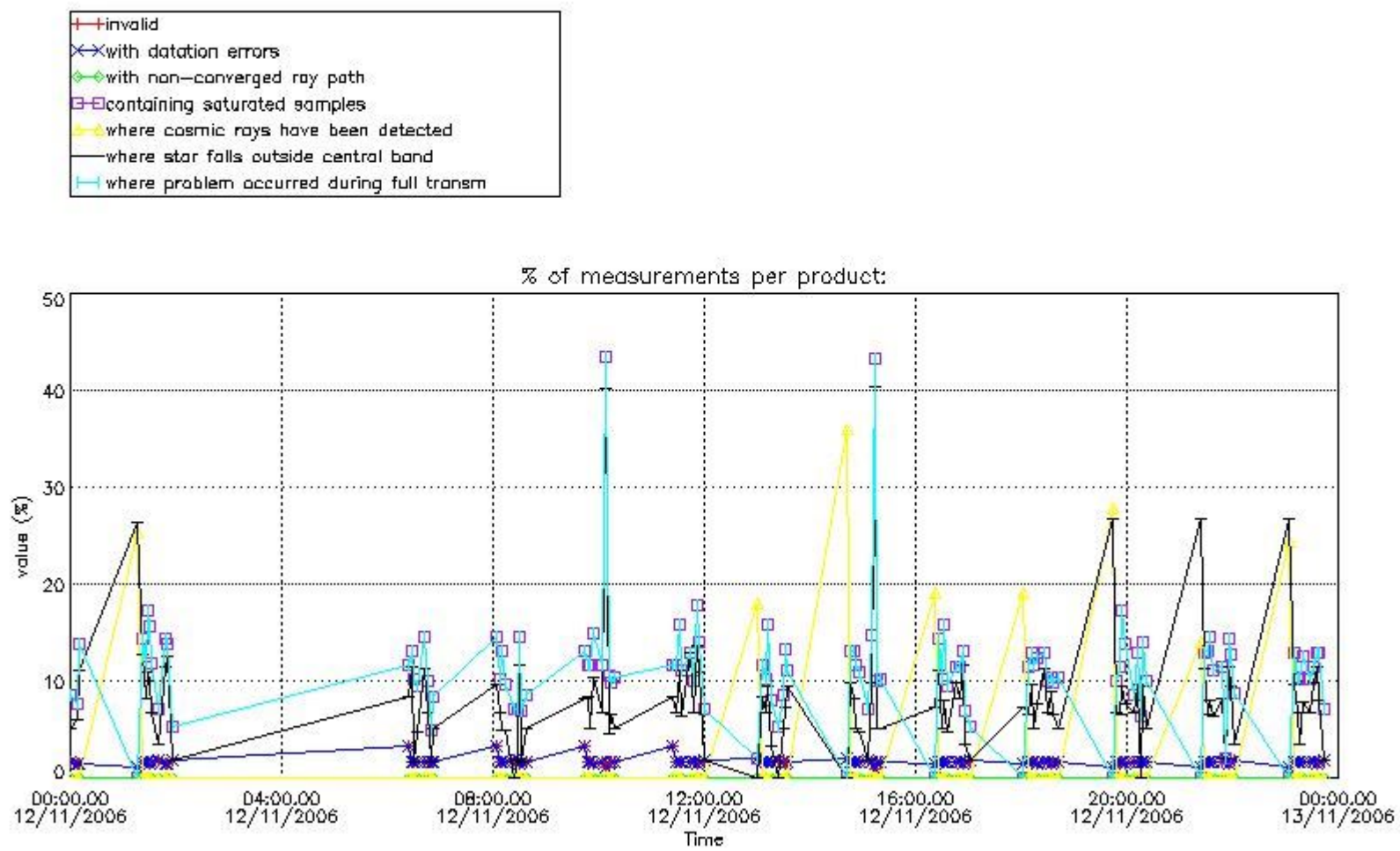
In this section it is plotted some information contained in the Quality Summary data set of the level 2 products that comes from the level 1b processing. Products without errors (error flag in the MPH set to "0") are used.

4.1 Plot quality information per product (time dependant) coming from level 1b processing

4.1.1 Plot level 1 quality information per product (time dependant): ENVISAT ASCENDING passes



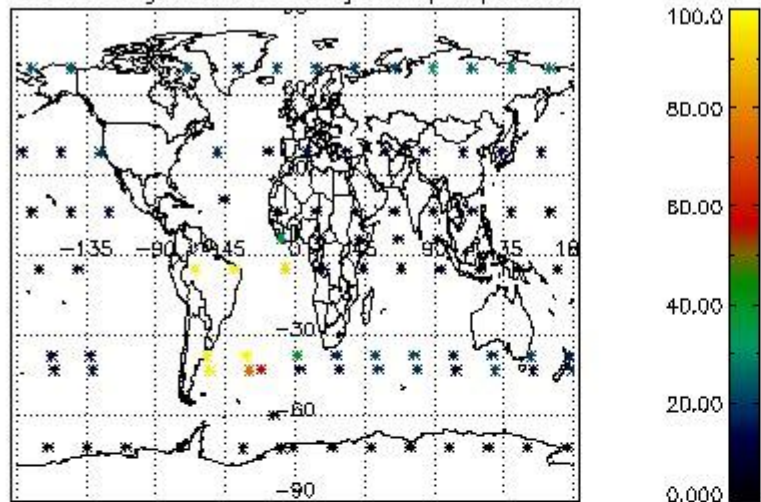
4.1.2 Plot level 1 quality information per product (time dependant): ENVI SAT DESCENDING passes



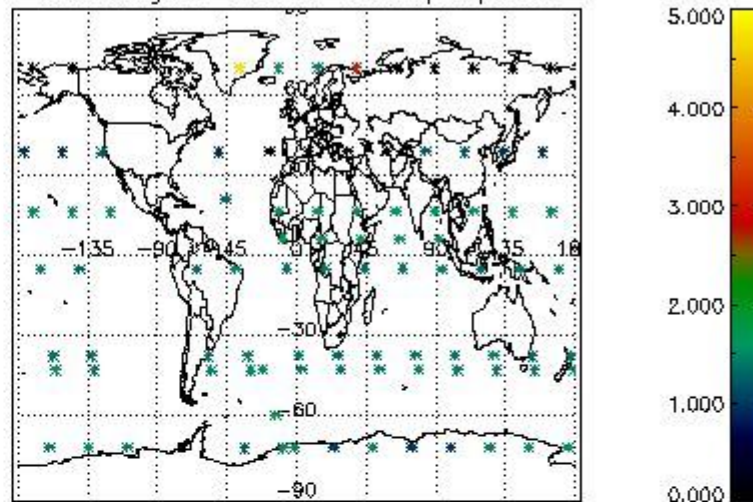
4.2 Plot quality information per product coming from level 1b processing (world map)

4.2.1 Plot level 1 quality information per product (world map): ENVISAT ASCENDING passes

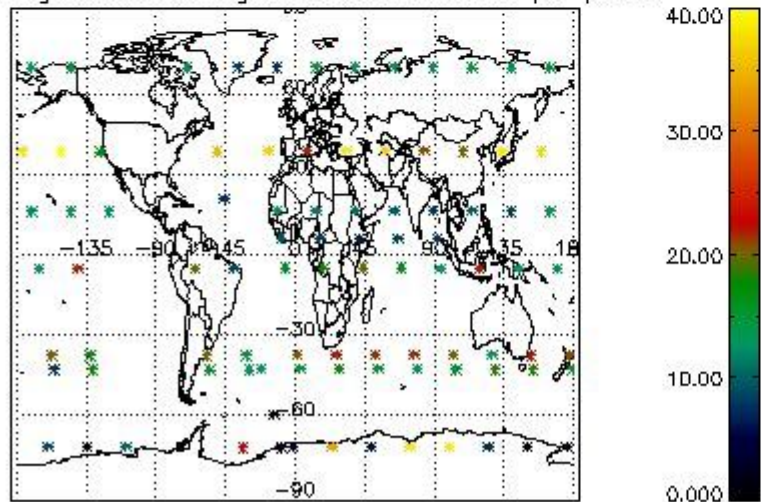
Percentage of cosmic ray hits per profile



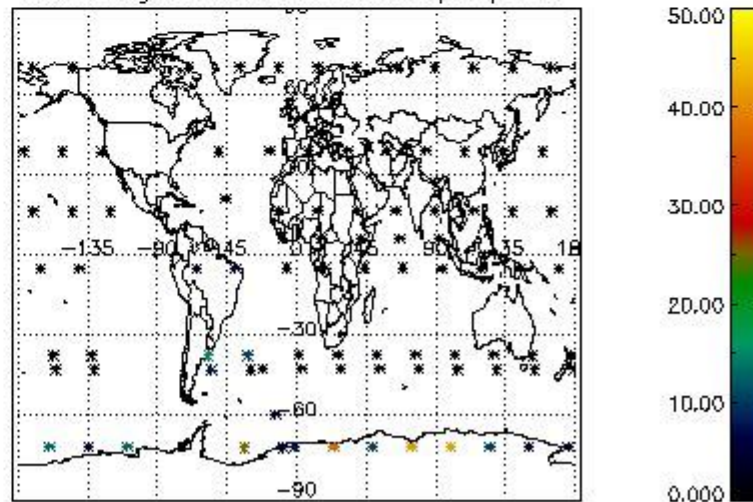
Percentage of datation errors per profile



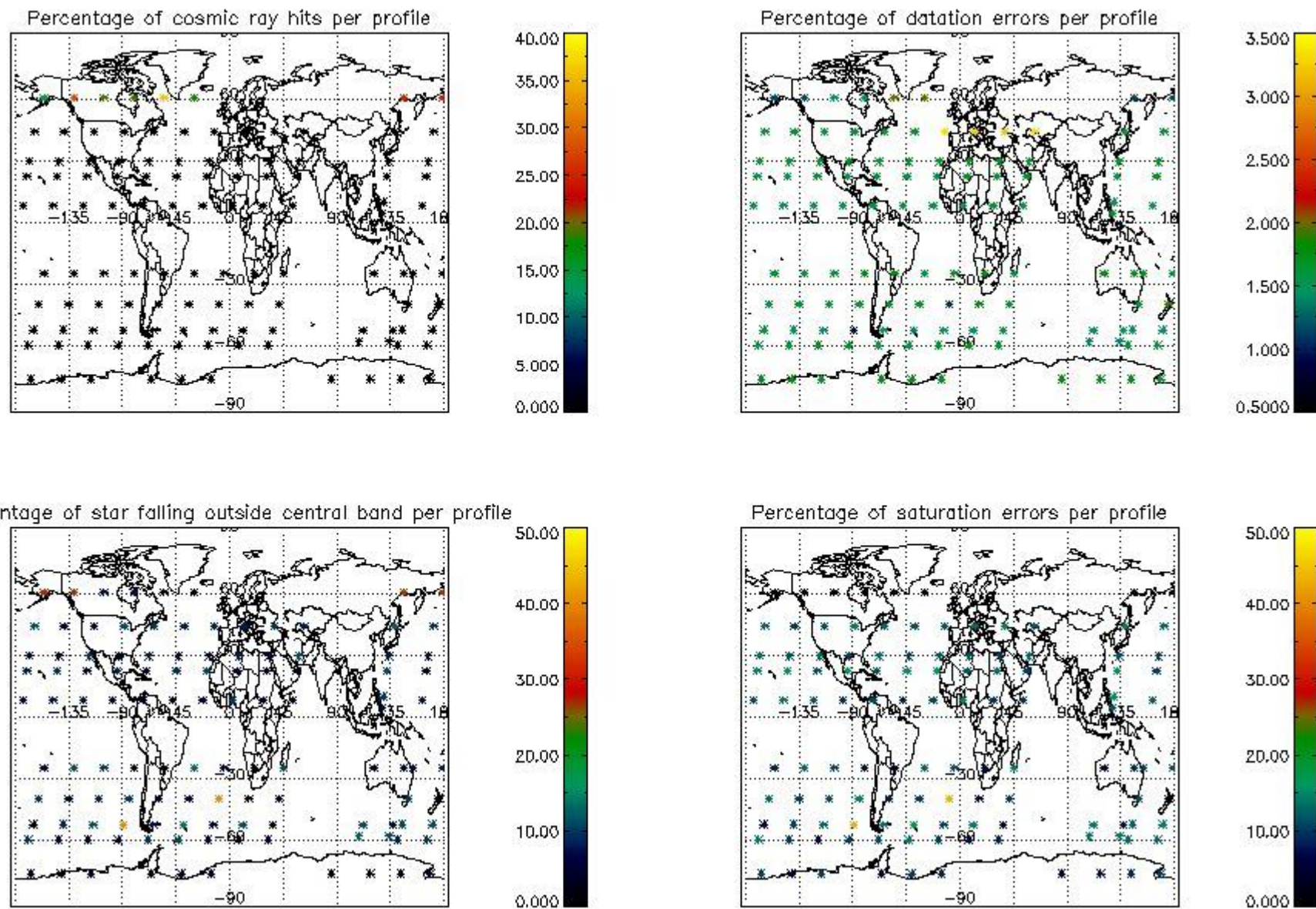
Percentage of star falling outside central band per profile



Percentage of saturation errors per profile



4.2.2 Plot level 1 quality information per product (world map): ENVISAT DESCENDING passes



5. Trace gas profiles

5.1 Ozone statistics based on quality of products

The final quality of the products can be "measured" using the STD (Standard Deviation) attached to every point profile. This information is written to the parameter GOM_NL__2P/NL_LOCAL_SPECIES_DENSITY/o3_std of the level 2 products. The table below shows the statistics for given STD ranges.

The statistics are given with respect to the overall valid production:

- Products without fatal errors: GOM_NL__2P/MPH/PRODUCT_ERR=0
- Valid point profile: GOM_NL__2P/NL_LOCAL_SPECIES_DENSITY/pcd(0)=0

The 'Criteria' is applied to valid points of dark limb products:

- Products in dark limb illumination condition: GOM_NL__2P/NL_SUMMARY_QUALITY/obs_ill_cond=0
- Products without fatal errors: GOM_NL__2P/MPH/PRODUCT_ERR=0
- Valid point profile: GOM_NL__2P/NL_LOCAL_SPECIES_DENSITY/pcd(0)=0

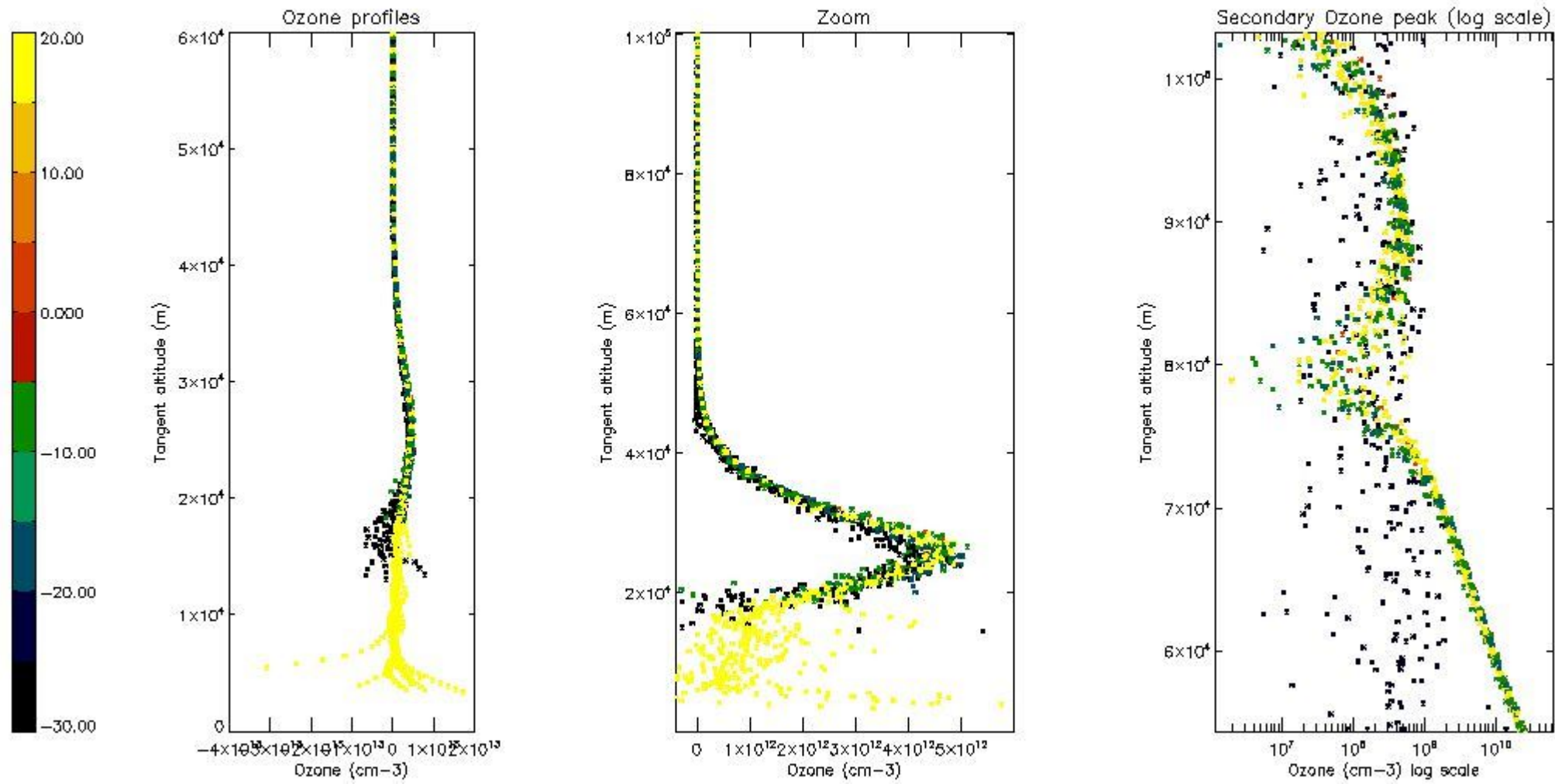
So, the table below shows the percentage of dark limb and valid observations for each criteria with respect to the overall valid daily observations.

Criteria	% of total production
All STD	23
STD < 20	14

STD < 10	11
STD < 5	8

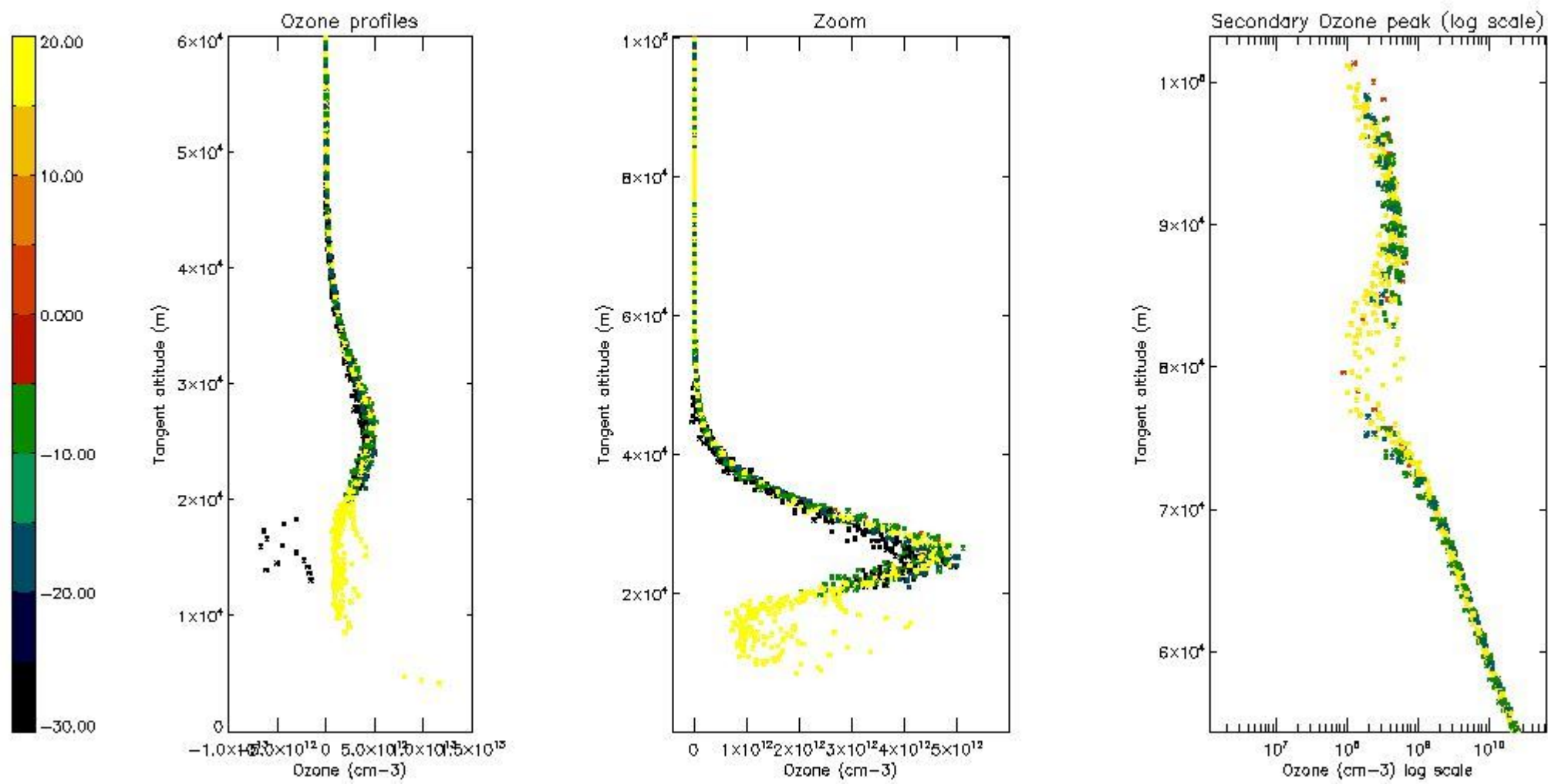
5.2 Plot ozone profiles for all STD (dark without errors)

The colorbar represents the latitude.



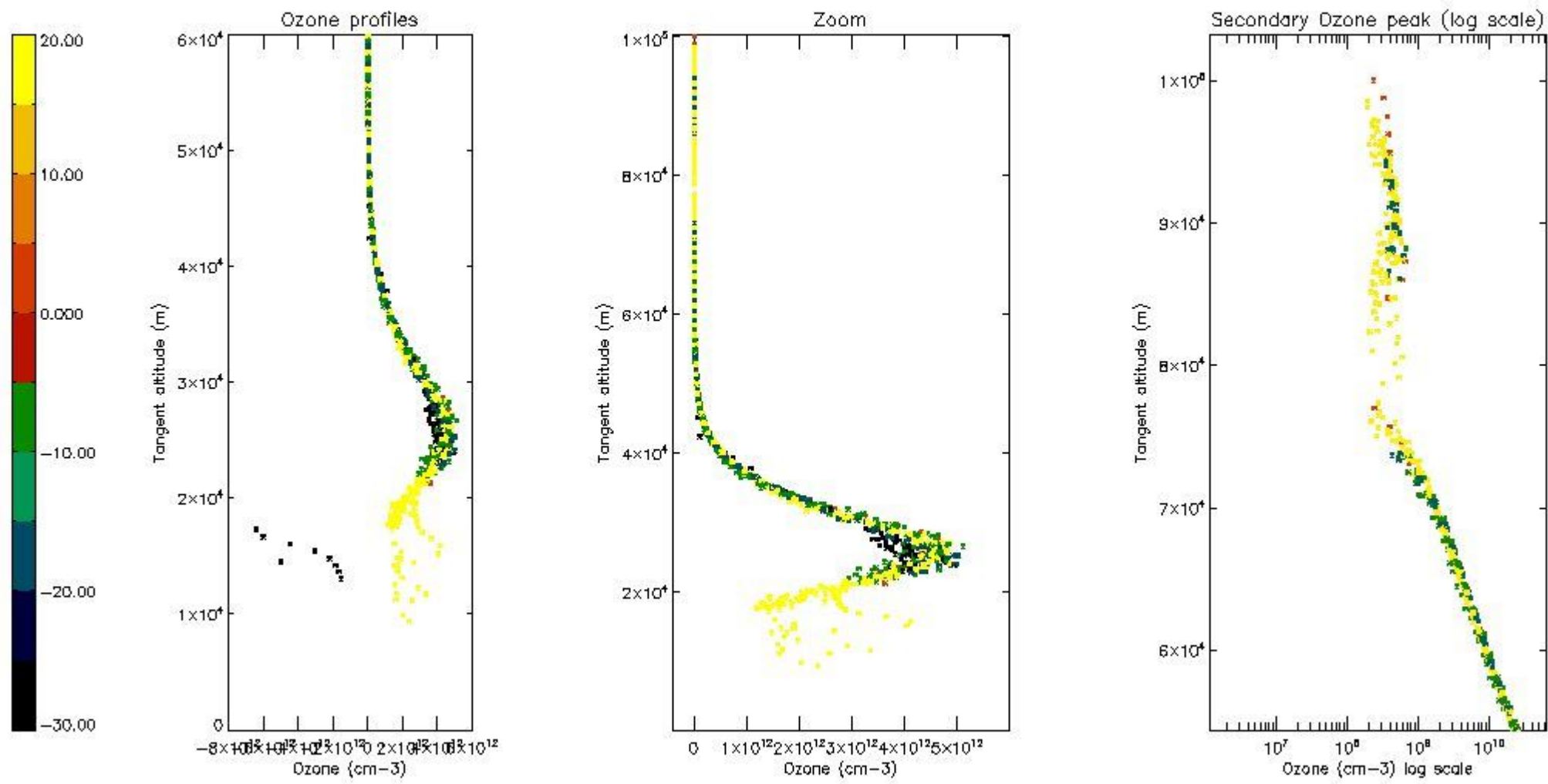
5.3 Plot ozone profiles where STD < 20% (dark without errors)

The colorbar represents the latitude.



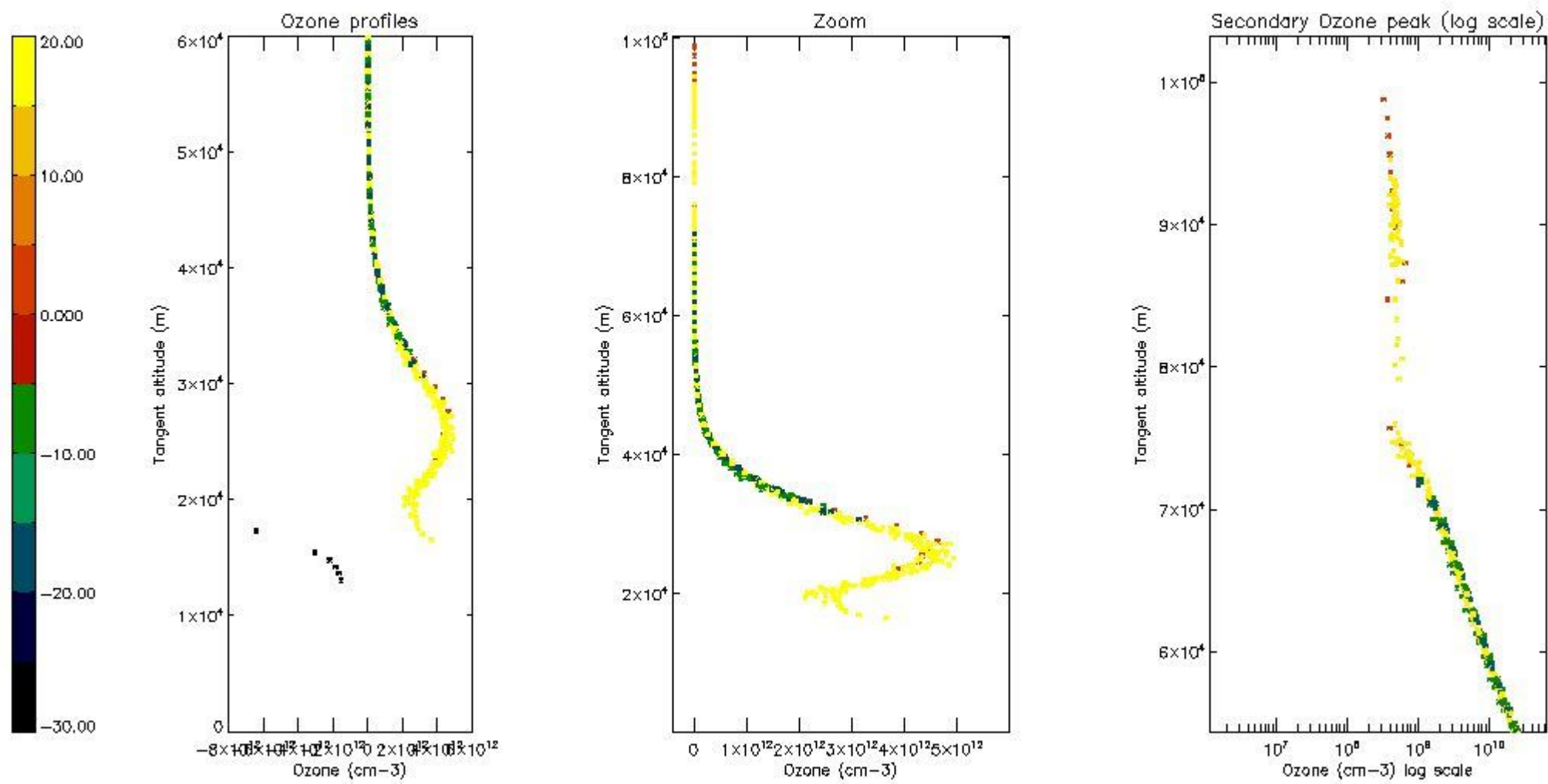
5.4 Plot ozone profiles where STD < 10% (dark without errors)

The colorbar represents the latitude.



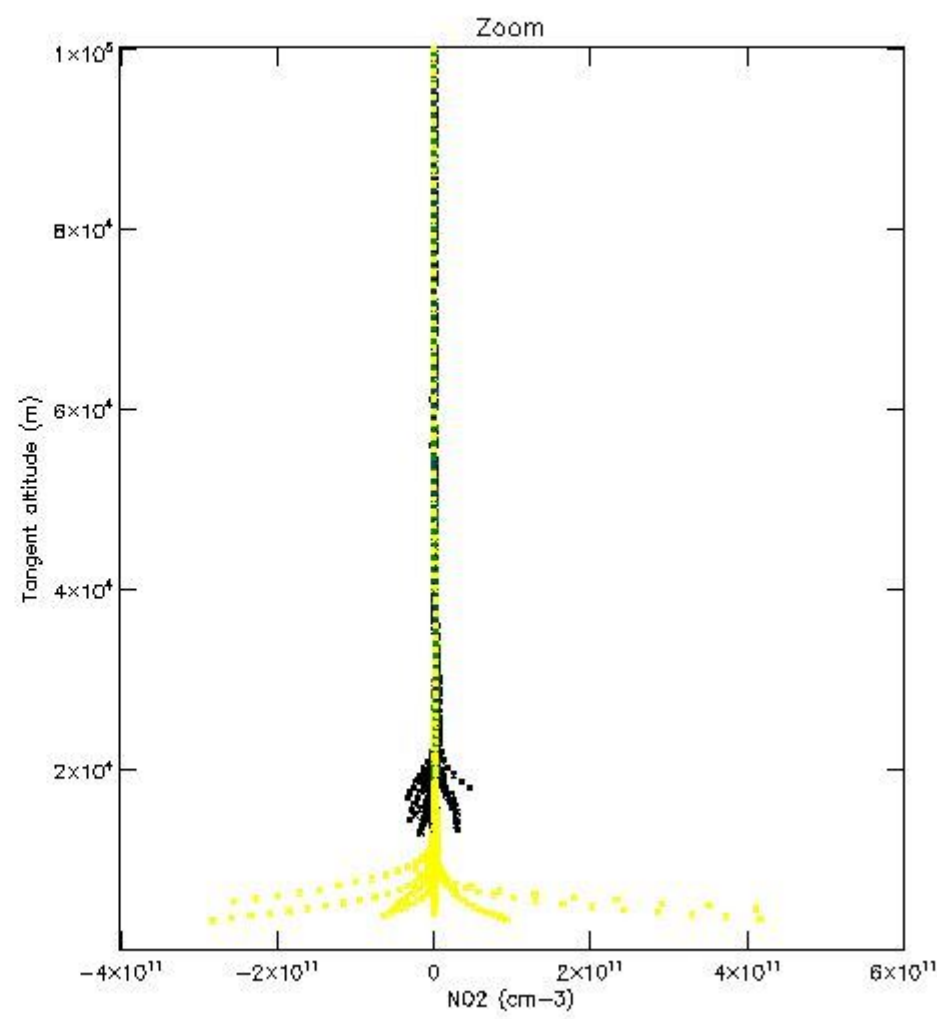
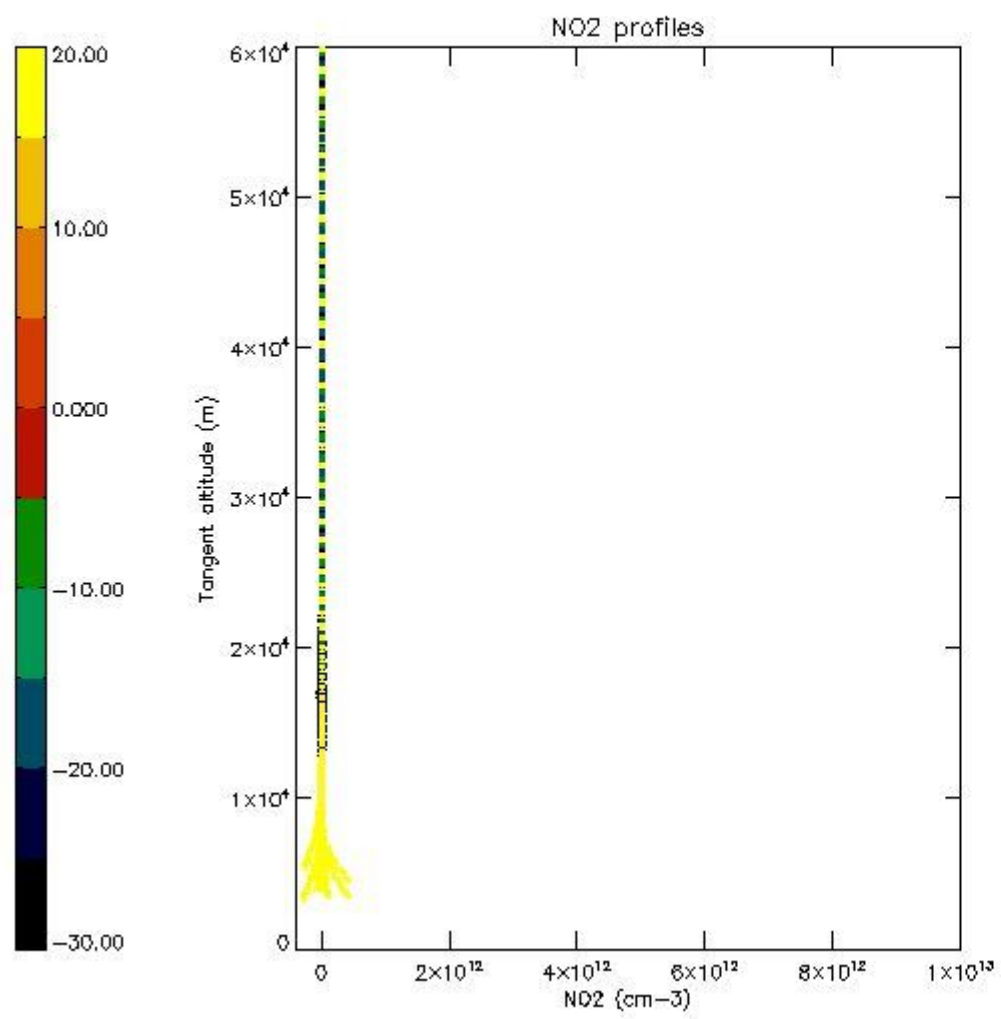
5.5 Plot ozone profiles where STD < 5% (dark without errors)

The colorbar represents the latitude.



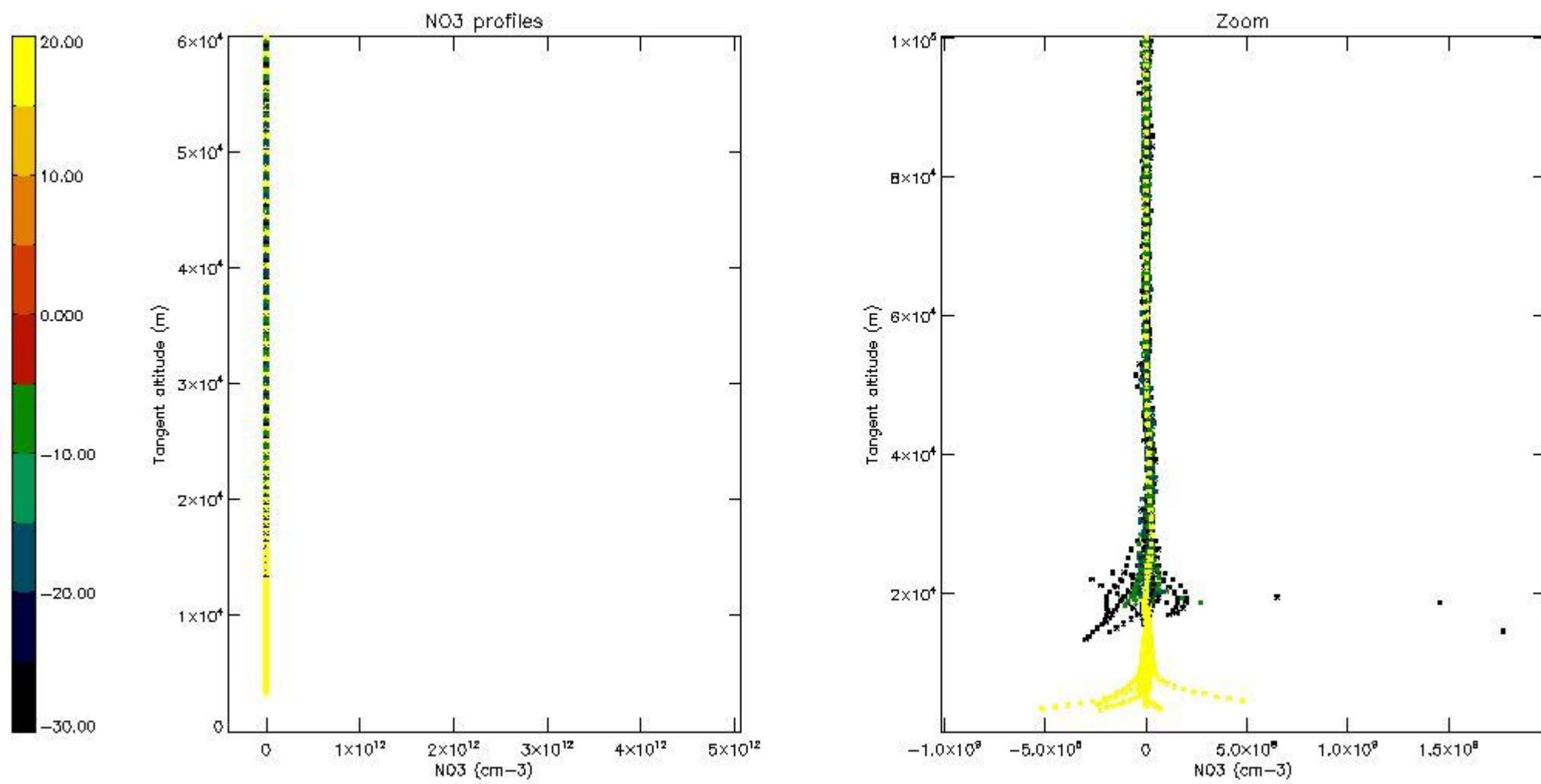
5.6 Plot NO₂ profiles for all STD (dark without errors)

The colorbar represents the latitude.



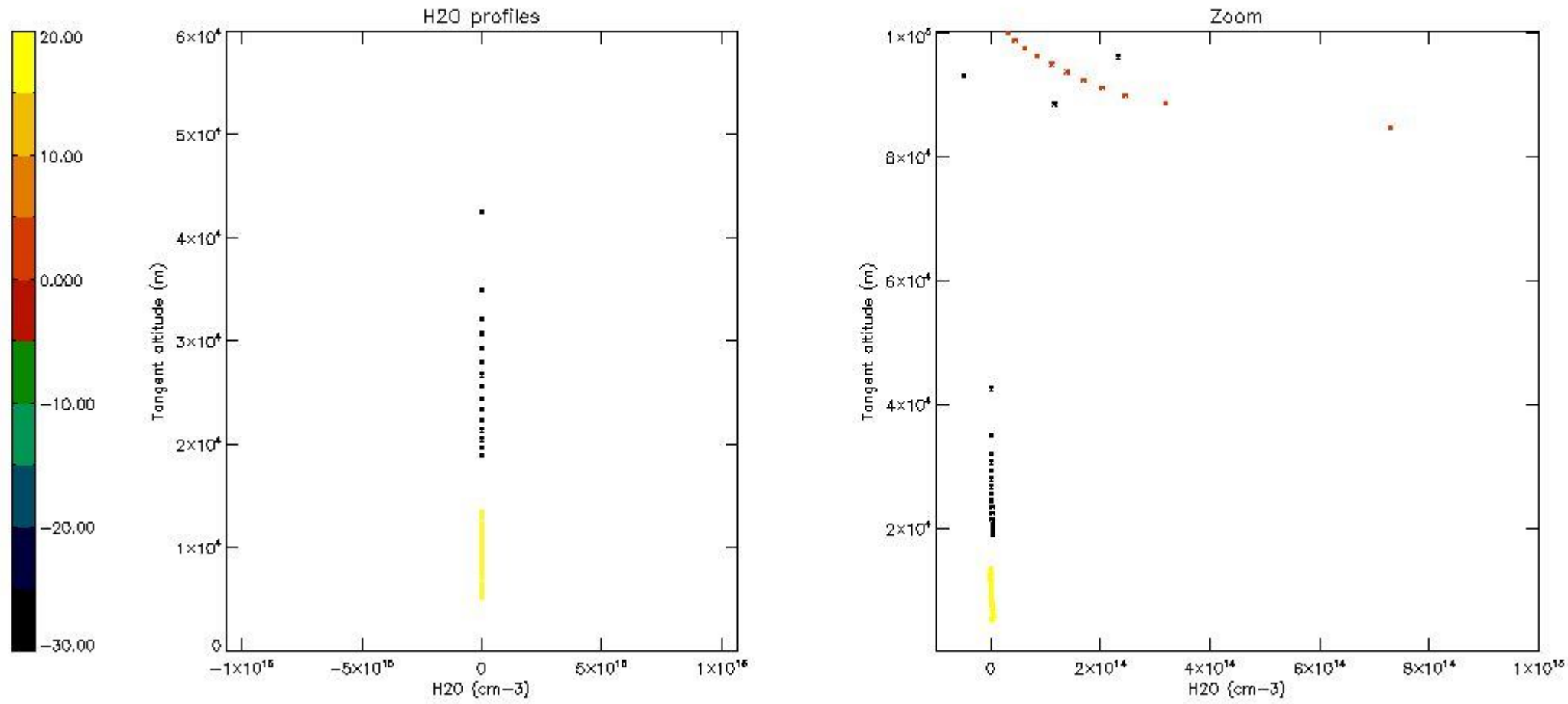
5.7 Plot NO3 profiles for all STD (dark without errors)

The colorbar represents the latitude.



5.8 Plot H₂O profiles for all STD (only for occultations of stars 1,2,3,4,13,14,16,26,63 dark without errors)

The colorbar represents the latitude.



6. Auxiliary Data Files used for the production reported in section 2

The number reported in the third column indicates since which file (see list in section 2) the corresponding auxiliary file has been used. The fourth column is the date of those product files.

Type	Auxiliary Filename	Used since product	Used since product date
INST_PHYS_CHARACTERISTICS	GOM_INS_AXVIEC20091111_143220_20030716_120000_20500101_000000	1	12-NOV-2006 00:00:01
LEVEL-2_PROC_CONFIG	GOM_PR2_AXVIEC20091111_152718_20020301_000000_20500101_000000	1	12-NOV-2006 00:00:01
CROSS_SECTIONS_FILE	GOM_CRS_AXVIEC20091111_154832_20020301_000000_20500101_000000	1	12-NOV-2006 00:00:01

GOMOS Level 2 Daily Report

SUMMARY

[1. General Info](#)

[2. Summary of processed GOM_NL_2P products](#)

[3. Level 2 Quality information per product](#)

[3.1 Plot of level 2 quality information per product \(time dependant\)](#)

[3.2 Plot of level 2 quality information per product \(world map\)](#)

[4. Level 1 Quality information per product \(stored on level 2 products\)](#)

[4.1 Plot of level 1 quality information per product \(time dependant\)](#)

[4.1.1 Plot of level 1 quality information per product \(time dependant\): ASCENDING](#)

[4.1.2 Plot of level 1 quality information per product \(time dependant\): DESCENDING](#)

[4.2 Plot of level 1 quality information per product \(world map\)](#)

[4.2.1 Plot of level 1 quality information per product \(world map\): ASCENDING](#)

[4.2.2 Plot of level 1 quality information per product \(world map\): DESCENDING](#)

[5. Ozone profiles based on quality statistics and other trace gas profiles](#)

[5.1 Ozone statistics based on quality of products](#)

[5.2 Plot ozone profiles for all STD \(dark without errors\)](#)

[5.3 Plot ozone profiles where STD < 20% \(dark without errors\)](#)

[5.4. Plot ozone profiles where STD < 10% \(dark without errors\)](#)

[5.5. Plot ozone profiles where STD < 5% \(dark without errors\)](#)

[5.6 Plot NO2 profiles for all STD \(dark without errors\)](#)

[5.7 Plot NO3 profiles for all STD \(dark without errors\)](#)

[5.8 Plot H2O profiles \(only for occultations of stars 1,2,3,4,13,14,16,26,63 dark without errors\) for all STD](#)

[6. Auxiliary Data Files used for the production reported in section 2](#)

This report presents the daily analysis on parameters extracted from GOMOS level 2 data (GOM_NL__2P). It is intended to monitor some important parameters that will impact the quality of these products. A list of level 2 products (and content) that have arrived during the reporting day to the PCF is also given.

Item	Value
Time of report generation	24APR2013 05:46:34
Data source version	GOMOS/6.01
Start time of products	12-11-2006 (12NOV2006 00:00:00)
Stop time of products	13-11-2006 (13NOV2006 00:00:00)
Store outputs in DB	Yes
Nb of level 2 prods	209
Nb of prods with errors	0

2. Summary of processed GOM_NL__2P products.

Nr	Filename	UTC Start time	Limb	Duration	Star Id	Star Name	Star Mag	Star Temp	Nb Meas	Orbit	Prod. error
1	GOM_NL__2PRFIN20061112_000001_000000292052_00474_24576_3644.N1	12-NOV-2006 00:00:01	Bright	29.000	49	1Alp UMi	1.9900	6300.0	58	24576	No
2	GOM_NL__2PRFIN20061112_000751_000000332052_00474_24576_3645.N1	12-NOV-2006 00:07:51	Bright	33.000	36	50Alp UMa	1.8000	6300.0	66	24576	No
3	GOM_NL__2PRFIN20061112_000929_000000362052_00474_24576_3646.N1	12-NOV-2006 00:09:29	Bright	36.000	82	48Bet UMa	2.3650	10600.	72	24576	No
4	GOM_NL__2PRFIN20061112_002249_000000332052_00474_24576_3647.N1	12-NOV-2006 00:22:49	Bright	32.500	62	94Bet Leo	2.1360	9700.0	65	24576	No
5	GOM_NL__2PRFIN20061112_003121_000000342052_00474_24576_3648.N1	12-NOV-2006 00:31:21	Twilight	33.500	100	4Gam Crv	2.5800	13100.	67	24576	No
6	GOM_NL__2PRFIN20061112_003251_000000352052_00474_24576_3649.N1	12-NOV-2006 00:32:51	Twilight	34.500	171	2Eps Crv	3.0010	4250.0	69	24576	No
7	GOM_NL__2PRFIN20061112_004158_000000342052_00474_24576_3650.N1	12-NOV-2006 00:41:58	Dark	34.000	113	Mu Vel	2.6920	5000.0	68	24576	No
8	GOM_NL__2PRFIN20061112_004921_000000402052_00475_24577_3716.N1	12-NOV-2006 00:49:21	Dark	39.500	34	Gam2Vel	1.7930	23000.	79	24577	No
9	GOM_NL__2PRFIN20061112_005414_000000532052_00475_24577_3717.N1	12-NOV-2006 00:54:14	Dark	52.500	2	Alp Car	-0.73600	7000.0	105	24577	No
10	GOM_NL__2PRFIN20061112_010321_000000332052_00475_24577_3718.N1	12-NOV-2006 01:03:21	Straylight	33.000	157	The1Eri	2.9060	9300.0	66	24577	No
11	GOM_NL__2PRFIN20061112_011635_000000442052_00475_24577_3719.N1	12-NOV-2006 01:16:35	Twilight	43.500	94	92Alp Cet	2.5260	3100.0	87	24577	No
12	GOM_NL__2PRFIN20061112_012117_000000322052_00475_24577_3720.N1	12-NOV-2006 01:21:17	Bright	31.500	105	6Bet Ari	2.6450	8900.0	63	24577	No
13	GOM_NL__2PRFIN20061112_012523_000000312052_00475_24577_3721.N1	12-NOV-2006 01:25:23	Bright	30.500	173	4Bet Tri	3.0040	8900.0	61	24577	No
14	GOM_NL__2PRFIN20061112_012727_000000322052_00475_24577_3722.N1	12-NOV-2006 01:27:27	Bright	32.000	73	57Gam1And	2.2600	13100.	64	24577	No
15	GOM_NL__2PRFIN20061112_013053_000000352052_00475_24577_3723.N1	12-NOV-2006 01:30:53	Bright	35.000	35	33Alp Per	1.7950	6250.0	70	24577	No
16	GOM_NL__2PRFIN20061112_013224_000000302052_00475_24577_3724.N1	12-NOV-2006 01:32:24	Bright	29.500	110	37Del Cas	2.6780	8900.0	59	24577	No
17	GOM_NL__2PRFIN20061112_014037_000000292052_00475_24577_3725.N1	12-NOV-2006 01:40:37	Bright	28.500	49	1Alp UMi	1.9900	6300.0	57	24577	No
18	GOM_NL__2PRFIN20061112_014827_000000352052_00475_24577_3726.N1	12-NOV-2006 01:48:27	Bright	35.000	36	50Alp UMa	1.8000	6300.0	70	24577	No
19	GOM_NL__2PRFIN20061112_015005_000000362052_00475_24577_3727.N1	12-NOV-2006 01:50:05	Bright	36.000	82	48Bet UMa	2.3650	10600.	72	24577	No
20	GOM_NL__2PRFIN20061112_015537_000000282052_00475_24577_3728.N1	12-NOV-2006 01:55:37	Bright	28.000	152	12Alp2CVn	2.8900	11000.	56	24577	No
21	GOM_NL__2PRFIN20061112_020325_000000422052_00475_24577_3729.N1	12-NOV-2006 02:03:25	Bright	41.500	62	94Bet Leo	2.1360	9700.0	83	24577	No
22	GOM_NL__2PRFIN20061112_021157_000000352052_00475_24577_3730.N1	12-NOV-2006 02:11:57	Twilight	34.500	100	4Gam Crv	2.5800	13100.	69	24577	No
23	GOM_NL__2PRFIN20061112_021327_000000372052_00475_24577_3731.N1	12-NOV-2006 02:13:27	Twilight	37.000	171	2Eps Crv	3.0010	4250.0	74	24577	No
24	GOM_NL__2PRFIN20061112_022234_000000382052_00475_24577_3732.N1	12-NOV-2006 02:22:34	Dark	38.000	113	Mu Vel	2.6920	5000.0	76	24577	No
25	GOM_NL__2PRFIN20061112_054947_000000332052_00478_24580_3639.N1	12-NOV-2006 05:49:47	Dark	32.500	29	Bet Car	1.6720	10200.	65	24580	No
26	GOM_NL__2PRFIN20061112_055604_000000412052_00478_24580_3640.N1	12-NOV-2006 05:56:04	Dark	41.000	2	Alp Car	-0.73600	7000.0	82	24580	No
27	GOM_NL__2PRFIN20061112_060510_000000342052_00478_24580_3641.N1	12-NOV-2006 06:05:10	Straylight	33.500	157	The1Eri	2.9060	9300.0	67	24580	No
28	GOM_NL__2PRFIN20061112_062305_000000302052_00478_24580_3642.N1	12-NOV-2006 06:23:05	Bright	30.000	105	6Bet Ari	2.6450	8900.0	60	24580	No
29	GOM_NL__2PRFIN20061112_062710_000000312052_00478_24580_3643.N1	12-NOV-2006 06:27:10	Bright	30.500	173	4Bet Tri	3.0040	8900.0	61	24580	No
30	GOM_NL__2PRFIN20061112_062914_000000302052_00478_24580_3644.N1	12-NOV-2006 06:29:14	Bright	29.500	73	57Gam1And	2.2600	13100.	59	24580	No
31	GOM_NL__2PRFIN20061112_063312_000000322052_00478_24580_3645.N1	12-NOV-2006 06:33:12	Bright	31.500	160	23Gam Per	2.9300	4700.0	63	24580	No
32	GOM_NL__2PRFIN20061112_064225_000000312052_00478_24580_3646.N1	12-NOV-2006 06:42:25	Bright	31.000	49	1Alp UMi	1.9900	6300.0	62	24580	No
33	GOM_NL__2PRFIN20061112_064640_000000302052_00478_24580_3647.N1	12-NOV-2006 06:46:40	Bright	30.000	60	7Bet UMi	2.0810	3950.0	60	24580	No
34	GOM_NL__2PRFIN20061112_065014_000000312052_00478_24580_3648.N1	12-NOV-2006 06:50:14	Bright	31.000	36	50Alp UMa	1.8000	6300.0	62	24580	No
35	GOM_NL__2PRFIN20061112_065222_000000302052_00478_24580_3649.N1	12-NOV-2006 06:52:22	Bright	30.000	32	77Eps UMa	1.7630	11000.	60	24580	No
36	GOM_NL__2PRFIN20061112_070515_000000352052_00478_24580_3650.N1	12-NOV-2006 07:05:15	Bright	35.000	62	94Bet Leo	2.1360	9700.0	70	24580	No
37	GOM_NL__2PRFIN20061112_071346_000000362052_00478_24580_3651.N1	12-NOV-2006 07:13:46	Twilight	36.000	100	4Gam Crv	2.5800	13100.	72	24580	No
38	GOM_NL__2PRFIN20061112_071516_000000362052_00478_24580_3652.N1	12-NOV-2006 07:15:16	Twilight	35.500	171	2Eps Crv	3.0010	4250.0	71	24580	No
39	GOM_NL__2PRFIN20061112_072424_000000392052_00478_24580_3653.N1	12-NOV-2006 07:24:24	Dark	38.500	113	Mu Vel	2.6920	5000.0	77	24580	No
40	GOM_NL__2PRFIN20061112_073024_000000332052_00479_24581_3639.N1	12-NOV-2006 07:30:24	Dark	33.000	29	Bet Car	1.6720	10200.	66	24581	No
41	GOM_NL__2PRFIN20061112_073641_000000552052_00479_24581_3640.N1	12-NOV-2006 07:36:41	Dark	55.000	2	Alp Car	-0.73600	7000.0	110	24581	No
42	GOM_NL__2PRFIN20061112_074546_000000332052_00479_24581_3641.N1	12-NOV-2006 07:45:46	Straylight	33.000	157	The1Eri	2.9060	9300.0	66	24581	No

43	GOM_NL__2PRFIN20061112_080341_000000312052_00479_24581_3642.N1	12-NOV-2006 08:03:41	Bright	31.000	105	6Bet Ari	2.6450	8900.0	62	24581	No
44	GOM_NL__2PRFIN20061112_080746_000000302052_00479_24581_3643.N1	12-NOV-2006 08:07:46	Bright	29.500	173	4Bet Tri	3.0040	8900.0	59	24581	No
45	GOM_NL__2PRFIN20061112_080950_000000312052_00479_24581_3644.N1	12-NOV-2006 08:09:50	Bright	30.500	73	57Gam1And	2.2600	13100.	61	24581	No
46	GOM_NL__2PRFIN20061112_081348_000000312052_00479_24581_3645.N1	12-NOV-2006 08:13:48	Bright	31.000	160	23Gam Per	2.9300	4700.0	62	24581	No
47	GOM_NL__2PRFIN20061112_082301_000000282052_00479_24581_3646.N1	12-NOV-2006 08:23:01	Bright	28.000	49	1Alp UMi	1.9900	6300.0	56	24581	No
48	GOM_NL__2PRFIN20061112_082716_000000282052_00479_24581_3647.N1	12-NOV-2006 08:27:16	Bright	28.000	60	7Bet UMi	2.0810	3950.0	56	24581	No
49	GOM_NL__2PRFIN20061112_083050_000000352052_00479_24581_3648.N1	12-NOV-2006 08:30:50	Bright	34.500	36	50Alp UMa	1.8000	6300.0	69	24581	No
50	GOM_NL__2PRFIN20061112_083258_000000292052_00479_24581_3649.N1	12-NOV-2006 08:32:58	Bright	29.000	32	77Eps UMa	1.7630	11000.	58	24581	No
51	GOM_NL__2PRFIN20061112_083801_000000292052_00479_24581_3650.N1	12-NOV-2006 08:38:01	Bright	29.000	152	12Alp2CVn	2.8900	11000.	58	24581	No
52	GOM_NL__2PRFIN20061112_084551_000000332052_00479_24581_3651.N1	12-NOV-2006 08:45:51	Bright	32.500	62	94Bet Leo	2.1360	9700.0	65	24581	No
53	GOM_NL__2PRFIN20061112_085423_000000322052_00479_24581_3652.N1	12-NOV-2006 08:54:23	Twilight	32.000	100	4Gam Crv	2.5800	13100.	64	24581	No
54	GOM_NL__2PRFIN20061112_085553_000000372052_00479_24581_3653.N1	12-NOV-2006 08:55:53	Twilight	37.000	171	2Eps Crv	3.0010	4250.0	74	24581	No
55	GOM_NL__2PRFIN20061112_090500_000000352052_00479_24581_3654.N1	12-NOV-2006 09:05:00	Dark	34.500	113	Mu Vel	2.6920	5000.0	69	24581	No
56	GOM_NL__2PRFIN20061112_091100_000000332052_00480_24582_3639.N1	12-NOV-2006 09:11:00	Dark	32.500	29	Bet Car	1.6720	10200.	65	24582	No
57	GOM_NL__2PRFIN20061112_091717_000000542052_00480_24582_3640.N1	12-NOV-2006 09:17:17	Dark	54.000	2	Alp Car	-0.73600	7000.0	108	24582	No
58	GOM_NL__2PRFIN20061112_092623_000000332052_00480_24582_3641.N1	12-NOV-2006 09:26:23	Straylight	32.500	157	The1Eri	2.9060	9300.0	65	24582	No
59	GOM_NL__2PRFIN20061112_094417_000000312052_00480_24582_3642.N1	12-NOV-2006 09:44:17	Bright	30.500	105	6Bet Ari	2.6450	8900.0	61	24582	No
60	GOM_NL__2PRFIN20061112_094822_000000302052_00480_24582_3643.N1	12-NOV-2006 09:48:22	Bright	30.000	173	4Bet Tri	3.0040	8900.0	60	24582	No
61	GOM_NL__2PRFIN20061112_095026_000000302052_00480_24582_3644.N1	12-NOV-2006 09:50:26	Bright	30.000	73	57Gam1And	2.2600	13100.	60	24582	No
62	GOM_NL__2PRFIN20061112_095424_000000342052_00480_24582_3645.N1	12-NOV-2006 09:54:24	Bright	33.500	160	23Gam Per	2.9300	4700.0	67	24582	No
63	GOM_NL__2PRFIN20061112_100337_000000302052_00480_24582_3646.N1	12-NOV-2006 10:03:37	Bright	30.000	49	1Alp UMi	1.9900	6300.0	60	24582	No
64	GOM_NL__2PRFIN20061112_100752_000000462052_00480_24582_3647.N1	12-NOV-2006 10:07:52	Bright	46.000	60	7Bet UMi	2.0810	3950.0	92	24582	No
65	GOM_NL__2PRFIN20061112_101126_000000332052_00480_24582_3648.N1	12-NOV-2006 10:11:26	Bright	33.000	36	50Alp UMa	1.8000	6300.0	66	24582	No
66	GOM_NL__2PRFIN20061112_101334_000000312052_00480_24582_3649.N1	12-NOV-2006 10:13:34	Bright	30.500	32	77Eps UMa	1.7630	11000.	61	24582	No
67	GOM_NL__2PRFIN20061112_101837_000000292052_00480_24582_3650.N1	12-NOV-2006 10:18:37	Bright	29.000	152	12Alp2CVn	2.8900	11000.	58	24582	No
68	GOM_NL__2PRFIN20061112_102627_000000362052_00480_24582_3651.N1	12-NOV-2006 10:26:27	Bright	35.500	62	94Bet Leo	2.1360	9700.0	71	24582	No
69	GOM_NL__2PRFIN20061112_103459_000000352052_00480_24582_3652.N1	12-NOV-2006 10:34:59	Twilight	34.500	100	4Gam Crv	2.5800	13100.	69	24582	No
70	GOM_NL__2PRFIN20061112_103629_000000362052_00480_24582_3653.N1	12-NOV-2006 10:36:29	Twilight	36.000	171	2Eps Crv	3.0010	4250.0	72	24582	No
71	GOM_NL__2PRFIN20061112_104537_000000362052_00480_24582_3654.N1	12-NOV-2006 10:45:37	Dark	35.500	113	Mu Vel	2.6920	5000.0	71	24582	No
72	GOM_NL__2PRFIN20061112_105136_000000332052_00481_24583_3640.N1	12-NOV-2006 10:51:36	Dark	33.000	29	Bet Car	1.6720	10200.	66	24583	No
73	GOM_NL__2PRFIN20061112_105754_000000542052_00481_24583_3641.N1	12-NOV-2006 10:57:54	Dark	53.500	2	Alp Car	-0.73600	7000.0	107	24583	No
74	GOM_NL__2PRFIN20061112_110659_000000332052_00481_24583_3642.N1	12-NOV-2006 11:06:59	Straylight	32.500	157	The1Eri	2.9060	9300.0	65	24583	No
75	GOM_NL__2PRFIN20061112_112452_000000302052_00481_24583_3643.N1	12-NOV-2006 11:24:52	Bright	30.000	105	6Bet Ari	2.6450	8900.0	60	24583	No
76	GOM_NL__2PRFIN20061112_112858_000000302052_00481_24583_3644.N1	12-NOV-2006 11:28:58	Bright	30.000	173	4Bet Tri	3.0040	8900.0	60	24583	No
77	GOM_NL__2PRFIN20061112_113102_000000322052_00481_24583_3645.N1	12-NOV-2006 11:31:02	Bright	31.500	73	57Gam1And	2.2600	13100.	63	24583	No
78	GOM_NL__2PRFIN20061112_113459_000000322052_00481_24583_3646.N1	12-NOV-2006 11:34:59	Bright	31.500	160	23Gam Per	2.9300	4700.0	63	24583	No
79	GOM_NL__2PRFIN20061112_114413_000000312052_00481_24583_3647.N1	12-NOV-2006 11:44:13	Bright	31.000	49	1Alp UMi	1.9900	6300.0	62	24583	No
80	GOM_NL__2PRFIN20061112_114828_000000302052_00481_24583_3648.N1	12-NOV-2006 11:48:28	Bright	30.000	60	7Bet UMi	2.0810	3950.0	60	24583	No
81	GOM_NL__2PRFIN20061112_115201_000000372052_00481_24583_3649.N1	12-NOV-2006 11:52:01	Bright	36.500	36	50Alp UMa	1.8000	6300.0	73	24583	No
82	GOM_NL__2PRFIN20061112_115410_000000322052_00481_24583_3650.N1	12-NOV-2006 11:54:10	Bright	32.000	32	77Eps UMa	1.7630	11000.	64	24583	No
83	GOM_NL__2PRFIN20061112_115913_000000292052_00481_24583_3651.N1	12-NOV-2006 11:59:13	Bright	28.500	152	12Alp2CVn	2.8900	11000.	57	24583	No
84	GOM_NL__2PRFIN20061112_120703_000000332052_00481_24583_3652.N1	12-NOV-2006 12:07:03	Bright	32.500	62	94Bet Leo	2.1360	9700.0	65	24583	No
85	GOM_NL__2PRFIN20061112_121535_000000362052_00481_24583_3653.N1	12-NOV-2006 12:15:35	Twilight	35.500	100	4Gam Crv	2.5800	13100.	71	24583	No
86	GOM_NL__2PRFIN20061112_121705_000000382052_00481_24583_3654.N1	12-NOV-2006 12:17:05	Twilight	38.000	171	2Eps Crv	3.0010	4250.0	76	24583	No
87	GOM_NL__2PRFIN20061112_122613_000000352052_00481_24583_3655.N1	12-NOV-2006 12:26:13	Dark	35.000	113	Mu Vel	2.6920	5000.0	70	24583	No
88	GOM_NL__2PRFIN20061112_123212_000000312052_00482_24584_3641.N1	12-NOV-2006 12:32:12	Dark	31.000	29	Bet Car	1.6720	10200.	62	24584	No
89	GOM_NL__2PRFIN20061112_123830_000000552052_00482_24584_3642.N1	12-NOV-2006 12:38:30	Dark	54.500	2	Alp Car	-0.73600	7000.0	109	24584	No
90	GOM_NL__2PRFIN20061112_124735_000000342052_00482_24584_3643.N1	12-NOV-2006 12:47:35	Straylight	33.500	157	The1Eri	2.9060	9300.0	67	24584	No
91	GOM_NL__2PRFIN20061112_130046_000000252052_00482_24584_3644.N1	12-NOV-2006 13:00:46	Twilight	25.000	94	92Alp Cet	2.5260	3100.0	50	24584	No
92	GOM_NL__2PRFIN20061112_130528_000000302052_00482_24584_3645.N1	12-NOV-2006 13:05:28	Bright	30.000	105	6Bet Ari	2.6450	8900.0	60	24584	No
93	GOM_NL__2PRFIN20061112_130933_000000302052_00482_24584_3646.N1	12-NOV-2006 13:09:33	Bright	29.500	173	4Bet Tri	3.0040	8900.0	59	24584	No
94	GOM_NL__2PRFIN20061112_131137_000000322052_00482_24584_3647.N1	12-NOV-2006 13:11:37	Bright	31.500	73	57Gam1And	2.2600	13100.	63	24584	No
95	GOM_NL__2PRFIN20061112_131535_000000312052_00482_24584_3648.N1	12-NOV-2006 13:15:35	Bright	31.000	160	23Gam Per	2.9300	4700.0	62	24584	No
96	GOM_NL__2PRFIN20061112_132449_000000282052_00482_24584_3649.N1	12-NOV-2006 13:24:49	Bright	28.000	49	1Alp UMi	1.9900	6300.0	56	24584	No
97	GOM_NL__2PRFIN20061112_132904_000000302052_00482_24584_3650.N1	12-NOV-2006 13:29:04	Bright	29.500	60	7Bet UMi	2.0810	3950.0	59	24584	No
98	GOM_NL__2PRFIN20061112_133237_000000342052_00482_24584_3651.N1	12-NOV-2006 13:32:37	Bright	34.000	36	50Alp UMa	1.8000	6300.0	68	24584	No
99	GOM_NL__2PRFIN20061112_133446_000000322052_00482_24584_3652.N1	12-NOV-2006 13:34:46	Bright	31.500	32	77Eps UMa	1.7630	11000.	63	24584	No
100	GOM_NL__2PRFIN20061112_134739_000000332052_00482_24584_3653.N1	12-NOV-2006 13:47:39	Bright	32.500	62	94Bet Leo	2.1360	9700.0	65	24584	No
101	GOM_NL__2PRFIN20061112_135612_000000362052_00482_24584_3654.N1	12-NOV-2006 13:56:12	Twilight	35.500	100	4Gam Crv	2.5800	13100.	71	24584	No

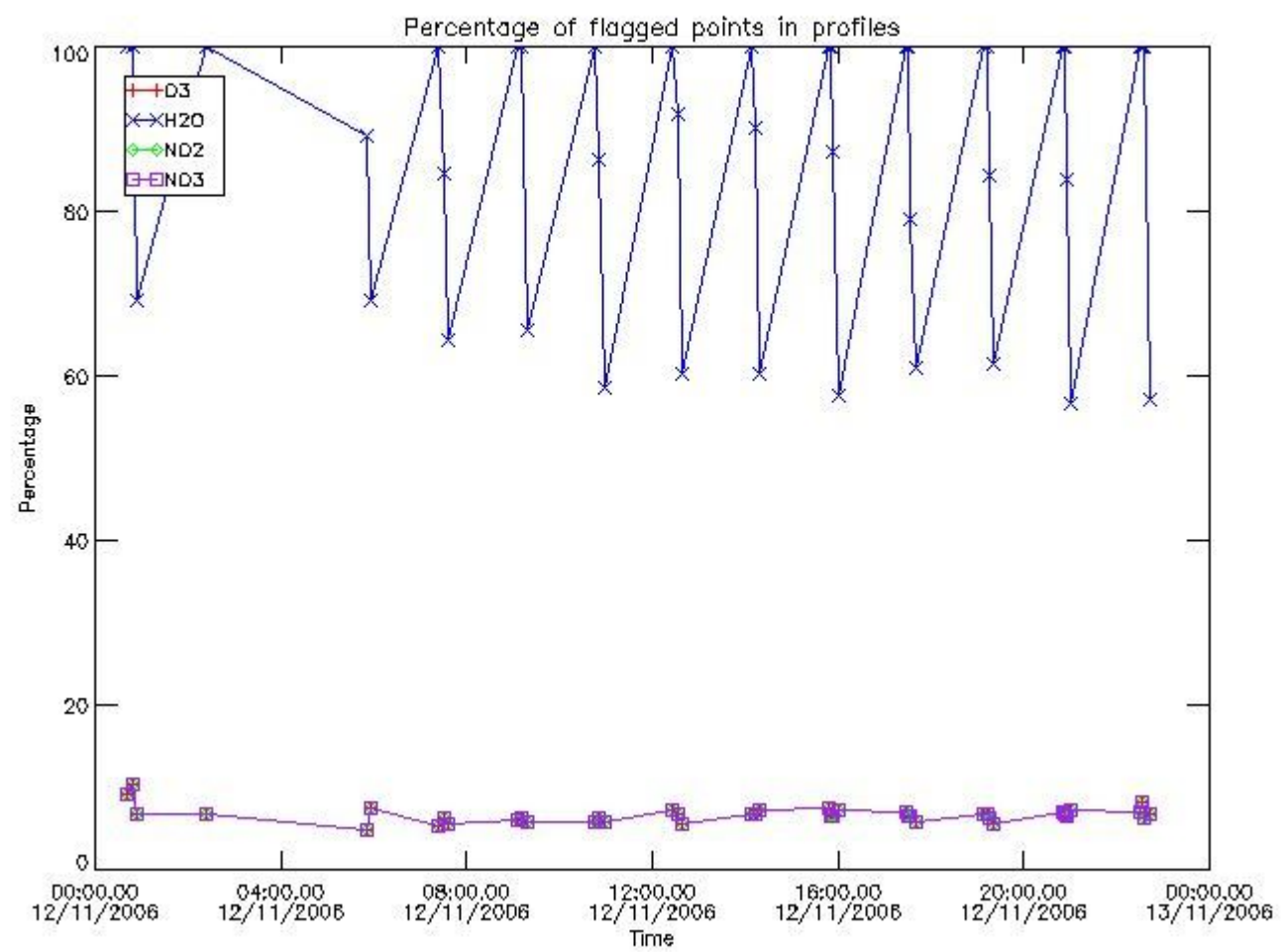
102	GOM_NL__2PRFIN20061112_135742_000000342052_00482_24584_3655.N1	12-NOV-2006 13:57:42	Twilight	33.500	171	2Eps Crv	3.0010	4250.0	67	24584	No
103	GOM_NL__2PRFIN20061112_140650_000000392052_00482_24584_3656.N1	12-NOV-2006 14:06:50	Dark	38.500	113	Mu Vel	2.6920	5000.0	77	24584	No
104	GOM_NL__2PRFIN20061112_141249_000000312052_00483_24585_3641.N1	12-NOV-2006 14:12:49	Dark	31.000	29	Bet Car	1.6720	10200.	62	24585	No
105	GOM_NL__2PRFIN20061112_141907_000000422052_00483_24585_3642.N1	12-NOV-2006 14:19:07	Dark	42.000	2	Alp Car	-0.73600	7000.0	84	24585	No
106	GOM_NL__2PRFIN20061112_142811_000000332052_00483_24585_3643.N1	12-NOV-2006 14:28:11	Straylight	32.500	157	The1Eri	2.9060	9300.0	65	24585	No
107	GOM_NL__2PRFIN20061112_144122_000000252052_00483_24585_3644.N1	12-NOV-2006 14:41:22	Twi_and_stray	25.000	94	92Alp Cet	2.5260	3100.0	50	24585	No
108	GOM_NL__2PRFIN20061112_144604_000000312052_00483_24585_3645.N1	12-NOV-2006 14:46:04	Bright	30.500	105	6Bet Ari	2.6450	8900.0	61	24585	No
109	GOM_NL__2PRFIN20061112_145009_000000312052_00483_24585_3646.N1	12-NOV-2006 14:50:09	Bright	30.500	173	4Bet Tri	3.0040	8900.0	61	24585	No
110	GOM_NL__2PRFIN20061112_145213_000000302052_00483_24585_3647.N1	12-NOV-2006 14:52:13	Bright	30.000	73	57Gam1And	2.2600	13100.	60	24585	No
111	GOM_NL__2PRFIN20061112_145610_000000322052_00483_24585_3648.N1	12-NOV-2006 14:56:10	Bright	32.000	160	23Gam Per	2.9300	4700.0	64	24585	No
112	GOM_NL__2PRFIN20061112_150524_000000282052_00483_24585_3649.N1	12-NOV-2006 15:05:24	Bright	28.000	49	1Alp UMi	1.9900	6300.0	56	24585	No
113	GOM_NL__2PRFIN20061112_150940_000000312052_00483_24585_3650.N1	12-NOV-2006 15:09:40	Bright	30.500	60	7Bet UMi	2.0810	3950.0	61	24585	No
114	GOM_NL__2PRFIN20061112_151313_000000522052_00483_24585_3651.N1	12-NOV-2006 15:13:13	Bright	52.000	36	50Alp UMa	1.8000	6300.0	104	24585	No
115	GOM_NL__2PRFIN20061112_151522_000000302052_00483_24585_3652.N1	12-NOV-2006 15:15:22	Bright	30.000	32	77Eps UMa	1.7630	11000.	60	24585	No
116	GOM_NL__2PRFIN20061112_152025_000000302052_00483_24585_3653.N1	12-NOV-2006 15:20:25	Bright	29.500	152	12Alp2CVn	2.8900	11000.	59	24585	No
117	GOM_NL__2PRFIN20061112_152816_000000342052_00483_24585_3654.N1	12-NOV-2006 15:28:16	Bright	34.000	62	94Bet Leo	2.1360	9700.0	68	24585	No
118	GOM_NL__2PRFIN20061112_153648_000000352052_00483_24585_3655.N1	12-NOV-2006 15:36:48	Twi_and_stray	34.500	100	4Gam Crv	2.5800	13100.	69	24585	No
119	GOM_NL__2PRFIN20061112_153818_000000372052_00483_24585_3656.N1	12-NOV-2006 15:38:18	Twilight	37.000	171	2Eps Crv	3.0010	4250.0	74	24585	No
120	GOM_NL__2PRFIN20061112_154726_000000352052_00483_24585_3657.N1	12-NOV-2006 15:47:26	Dark	34.500	113	Mu Vel	2.6920	5000.0	69	24585	No
121	GOM_NL__2PRFIN20061112_155033_000000322052_00484_24586_3644.N1	12-NOV-2006 15:50:33	Dark	31.500	124	The Car	2.7640	30000.	63	24586	No
122	GOM_NL__2PRFIN20061112_155325_000000322052_00484_24586_3645.N1	12-NOV-2006 15:53:25	Dark	31.500	29	Bet Car	1.6720	10200.	63	24586	No
123	GOM_NL__2PRFIN20061112_155944_000000432052_00484_24586_3646.N1	12-NOV-2006 15:59:44	Dark	43.000	2	Alp Car	-0.73600	7000.0	86	24586	No
124	GOM_NL__2PRFIN20061112_160847_000000332052_00484_24586_3647.N1	12-NOV-2006 16:08:47	Straylight	33.000	157	The1Eri	2.9060	9300.0	66	24586	No
125	GOM_NL__2PRFIN20061112_162157_000000342052_00484_24586_3648.N1	12-NOV-2006 16:21:57	Twi_and_stray	34.000	94	92Alp Cet	2.5260	3100.0	68	24586	No
126	GOM_NL__2PRFIN20061112_162640_000000322052_00484_24586_3649.N1	12-NOV-2006 16:26:40	Bright	31.500	105	6Bet Ari	2.6450	8900.0	63	24586	No
127	GOM_NL__2PRFIN20061112_163045_000000302052_00484_24586_3650.N1	12-NOV-2006 16:30:45	Bright	29.500	173	4Bet Tri	3.0040	8900.0	59	24586	No
128	GOM_NL__2PRFIN20061112_163249_000000322052_00484_24586_3651.N1	12-NOV-2006 16:32:49	Bright	31.500	73	57Gam1And	2.2600	13100.	63	24586	No
129	GOM_NL__2PRFIN20061112_163646_000000322052_00484_24586_3652.N1	12-NOV-2006 16:36:46	Bright	31.500	160	23Gam Per	2.9300	4700.0	63	24586	No
130	GOM_NL__2PRFIN20061112_164600_000000312052_00484_24586_3653.N1	12-NOV-2006 16:46:00	Bright	30.500	49	1Alp UMi	1.9900	6300.0	61	24586	No
131	GOM_NL__2PRFIN20061112_165016_000000312052_00484_24586_3654.N1	12-NOV-2006 16:50:16	Bright	30.500	60	7Bet UMi	2.0810	3950.0	61	24586	No
132	GOM_NL__2PRFIN20061112_165349_000000352052_00484_24586_3655.N1	12-NOV-2006 16:53:49	Bright	34.500	36	50Alp UMa	1.8000	6300.0	69	24586	No
133	GOM_NL__2PRFIN20061112_165558_000000292052_00484_24586_3656.N1	12-NOV-2006 16:55:58	Bright	29.000	32	77Eps UMa	1.7630	11000.	58	24586	No
134	GOM_NL__2PRFIN20061112_170101_000000282052_00484_24586_3657.N1	12-NOV-2006 17:01:01	Bright	28.000	152	12Alp2CVn	2.8900	11000.	56	24586	No
135	GOM_NL__2PRFIN20061112_170852_000000522052_00484_24586_3658.N1	12-NOV-2006 17:08:52	Bright	52.000	62	94Bet Leo	2.1360	9700.0	104	24586	No
136	GOM_NL__2PRFIN20061112_171724_000000332052_00484_24586_3659.N1	12-NOV-2006 17:17:24	Twi_and_stray	33.000	100	4Gam Crv	2.5800	13100.	66	24586	No
137	GOM_NL__2PRFIN20061112_171854_000000372052_00484_24586_3660.N1	12-NOV-2006 17:18:54	Twilight	37.000	171	2Eps Crv	3.0010	4250.0	74	24586	No
138	GOM_NL__2PRFIN20061112_172803_000000372052_00484_24586_3661.N1	12-NOV-2006 17:28:03	Dark	36.500	113	Mu Vel	2.6920	5000.0	73	24586	No
139	GOM_NL__2PRFIN20061112_173110_000000322052_00485_24587_3647.N1	12-NOV-2006 17:31:10	Dark	31.500	124	The Car	2.7640	30000.	63	24587	No
140	GOM_NL__2PRFIN20061112_173401_000000322052_00485_24587_3648.N1	12-NOV-2006 17:34:01	Dark	31.500	29	Bet Car	1.6720	10200.	63	24587	No
141	GOM_NL__2PRFIN20061112_174020_000000532052_00485_24587_3649.N1	12-NOV-2006 17:40:20	Dark	52.500	2	Alp Car	-0.73600	7000.0	105	24587	No
142	GOM_NL__2PRFIN20061112_174923_000000332052_00485_24587_3650.N1	12-NOV-2006 17:49:23	Straylight	33.000	157	The1Eri	2.9060	9300.0	66	24587	No
143	GOM_NL__2PRFIN20061112_180233_000000342052_00485_24587_3651.N1	12-NOV-2006 18:02:33	Twi_and_stray	34.000	94	92Alp Cet	2.5260	3100.0	68	24587	No
144	GOM_NL__2PRFIN20061112_180716_000000312052_00485_24587_3652.N1	12-NOV-2006 18:07:16	Bright	30.500	105	6Bet Ari	2.6450	8900.0	61	24587	No
145	GOM_NL__2PRFIN20061112_181121_000000312052_00485_24587_3653.N1	12-NOV-2006 18:11:21	Bright	31.000	173	4Bet Tri	3.0040	8900.0	62	24587	No
146	GOM_NL__2PRFIN20061112_181325_000000302052_00485_24587_3654.N1	12-NOV-2006 18:13:25	Bright	30.000	73	57Gam1And	2.2600	13100.	60	24587	No
147	GOM_NL__2PRFIN20061112_181721_000000332052_00485_24587_3655.N1	12-NOV-2006 18:17:21	Bright	32.500	160	23Gam Per	2.9300	4700.0	65	24587	No
148	GOM_NL__2PRFIN20061112_182636_000000312052_00485_24587_3656.N1	12-NOV-2006 18:26:36	Bright	31.000	49	1Alp UMi	1.9900	6300.0	62	24587	No
149	GOM_NL__2PRFIN20061112_183052_000000302052_00485_24587_3657.N1	12-NOV-2006 18:30:52	Bright	30.000	60	7Bet UMi	2.0810	3950.0	60	24587	No
150	GOM_NL__2PRFIN20061112_183425_000000342052_00485_24587_3658.N1	12-NOV-2006 18:34:25	Bright	34.000	36	50Alp UMa	1.8000	6300.0	68	24587	No
151	GOM_NL__2PRFIN20061112_183634_000000312052_00485_24587_3659.N1	12-NOV-2006 18:36:34	Bright	30.500	32	77Eps UMa	1.7630	11000.	61	24587	No
152	GOM_NL__2PRFIN20061112_184138_000000292052_00485_24587_3660.N1	12-NOV-2006 18:41:38	Bright	29.000	152	12Alp2CVn	2.8900	11000.	58	24587	No
153	GOM_NL__2PRFIN20061112_184928_000000522052_00485_24587_3661.N1	12-NOV-2006 18:49:28	Bright	52.000	62	94Bet Leo	2.1360	9700.0	104	24587	No
154	GOM_NL__2PRFIN20061112_185800_000000362052_00485_24587_3662.N1	12-NOV-2006 18:58:00	Twi_and_stray	35.500	100	4Gam Crv	2.5800	13100.	71	24587	No
155	GOM_NL__2PRFIN20061112_185931_000000372052_00485_24587_3663.N1	12-NOV-2006 18:59:31	Twilight	37.000	171	2Eps Crv	3.0010	4250.0	74	24587	No
156	GOM_NL__2PRFIN20061112_190839_000000382052_00485_24587_3664.N1	12-NOV-2006 19:08:39	Dark	37.500	113	Mu Vel	2.6920	5000.0	75	24587	No
157	GOM_NL__2PRFIN20061112_191146_000000312052_00486_24588_3648.N1	12-NOV-2006 19:11:46	Dark	31.000	124	The Car	2.7640	30000.	62	24588	No
158	GOM_NL__2PRFIN20061112_191438_000000332052_00486_24588_3649.N1	12-NOV-2006 19:14:38	Dark	32.500	29	Bet Car	1.6720	10200.	65	24588	No
159	GOM_NL__2PRFIN20061112_192057_000000552052_00486_24588_3650.N1	12-NOV-2006 19:20:57	Dark	54.500	2	Alp Car	-0.73600	7000.0	109	24588	No
160	GOM_NL__2PRFIN20061112_192959_000000352052_00486_24588_3651.N1	12-NOV-2006 19:30:59	Straylight	34.500	157	The1Eri	2.9060	9300.0	69	24588	No

161	GOM_NL__2PRFIN20061112_194309_000000432052_00486_24588_3652.N1	12-NOV-2006 19:43:09	Twilight	43.000	94	92Alp Cet	2.5260	3100.0	86	24588	No
162	GOM_NL__2PRFIN20061112_194752_000000302052_00486_24588_3653.N1	12-NOV-2006 19:47:52	Bright	30.000	105	6Bet Ari	2.6450	8900.0	60	24588	No
163	GOM_NL__2PRFIN20061112_195157_000000312052_00486_24588_3654.N1	12-NOV-2006 19:51:57	Bright	30.500	173	4Bet Tri	3.0040	8900.0	61	24588	No
164	GOM_NL__2PRFIN20061112_195401_000000322052_00486_24588_3655.N1	12-NOV-2006 19:54:01	Bright	32.000	73	57Gam1And	2.2600	13100.	64	24588	No
165	GOM_NL__2PRFIN20061112_195757_000000332052_00486_24588_3656.N1	12-NOV-2006 19:57:57	Bright	32.500	160	23Gam Per	2.9300	4700.0	65	24588	No
166	GOM_NL__2PRFIN20061112_200712_000000302052_00486_24588_3657.N1	12-NOV-2006 20:07:12	Bright	29.500	49	1Alp UMi	1.9900	6300.0	59	24588	No
167	GOM_NL__2PRFIN20061112_201128_000000312052_00486_24588_3658.N1	12-NOV-2006 20:11:28	Bright	31.000	60	7Bet UMi	2.0810	3950.0	62	24588	No
168	GOM_NL__2PRFIN20061112_201500_000000322052_00486_24588_3659.N1	12-NOV-2006 20:15:00	Bright	31.500	36	50Alp UMa	1.8000	6300.0	63	24588	No
169	GOM_NL__2PRFIN20061112_201709_000000322052_00486_24588_3660.N1	12-NOV-2006 20:17:09	Bright	32.000	32	77Eps UMa	1.7630	11000.	64	24588	No
170	GOM_NL__2PRFIN20061112_202214_000000302052_00486_24588_3661.N1	12-NOV-2006 20:22:14	Bright	30.000	152	12Alp2CVn	2.8900	11000.	60	24588	No
171	GOM_NL__2PRFIN20061112_203005_000000342052_00486_24588_3662.N1	12-NOV-2006 20:30:05	Bright	34.000	62	94Bet Leo	2.1360	9700.0	68	24588	No
172	GOM_NL__2PRFIN20061112_203837_000000372052_00486_24588_3663.N1	12-NOV-2006 20:38:37	Twilight	36.500	100	4Gam Crv	2.5800	13100.	73	24588	No
173	GOM_NL__2PRFIN20061112_204007_000000392052_00486_24588_3664.N1	12-NOV-2006 20:40:07	Twilight	38.500	171	2Eps Crv	3.0010	4250.0	77	24588	No
174	GOM_NL__2PRFIN20061112_204916_000000372052_00486_24588_3665.N1	12-NOV-2006 20:49:16	Dark	36.500	113	Mu Vel	2.6920	5000.0	73	24588	No
175	GOM_NL__2PRFIN20061112_205222_000000312052_00487_24589_3648.N1	12-NOV-2006 20:52:22	Dark	31.000	124	The Car	2.7640	30000.	62	24589	No
176	GOM_NL__2PRFIN20061112_205514_000000322052_00487_24589_3649.N1	12-NOV-2006 20:55:14	Dark	31.500	29	Bet Car	1.6720	10200.	63	24589	No
177	GOM_NL__2PRFIN20061112_210134_000000422052_00487_24589_3650.N1	12-NOV-2006 21:01:34	Dark	41.500	2	Alp Car	-0.73600	7000.0	83	24589	No
178	GOM_NL__2PRFIN20061112_211036_000000322052_00487_24589_3651.N1	12-NOV-2006 21:10:36	Straylight	32.000	157	The1Eri	2.9060	9300.0	64	24589	No
179	GOM_NL__2PRFIN20061112_212345_000000432052_00487_24589_3652.N1	12-NOV-2006 21:23:45	Twilight	43.000	94	92Alp Cet	2.5260	3100.0	86	24589	No
180	GOM_NL__2PRFIN20061112_212828_000000312052_00487_24589_3653.N1	12-NOV-2006 21:28:28	Bright	31.000	105	6Bet Ari	2.6450	8900.0	62	24589	No
181	GOM_NL__2PRFIN20061112_213232_000000312052_00487_24589_3654.N1	12-NOV-2006 21:32:32	Bright	30.500	173	4Bet Tri	3.0040	8900.0	61	24589	No
182	GOM_NL__2PRFIN20061112_213436_000000312052_00487_24589_3655.N1	12-NOV-2006 21:34:36	Bright	31.000	73	57Gam1And	2.2600	13100.	62	24589	No
183	GOM_NL__2PRFIN20061112_213833_000000322052_00487_24589_3656.N1	12-NOV-2006 21:38:33	Bright	31.500	160	23Gam Per	2.9300	4700.0	63	24589	No
184	GOM_NL__2PRFIN20061112_214748_000000312052_00487_24589_3657.N1	12-NOV-2006 21:47:48	Bright	30.500	49	1Alp UMi	1.9900	6300.0	61	24589	No
185	GOM_NL__2PRFIN20061112_215204_000000262052_00487_24589_3658.N1	12-NOV-2006 21:52:04	Bright	26.000	60	7Bet UMi	2.0810	3950.0	52	24589	No
186	GOM_NL__2PRFIN20061112_215536_000000352052_00487_24589_3659.N1	12-NOV-2006 21:55:36	Bright	35.000	36	50Alp UMa	1.8000	6300.0	70	24589	No
187	GOM_NL__2PRFIN20061112_215746_000000322052_00487_24589_3660.N1	12-NOV-2006 21:57:46	Bright	31.500	32	77Eps UMa	1.7630	11000.	63	24589	No
188	GOM_NL__2PRFIN20061112_220250_000000292052_00487_24589_3661.N1	12-NOV-2006 22:02:50	Bright	28.500	152	12Alp2CVn	2.8900	11000.	57	24589	No
189	GOM_NL__2PRFIN20061112_221041_000000492052_00487_24589_3662.N1	12-NOV-2006 22:10:41	Bright	49.000	62	94Bet Leo	2.1360	9700.0	98	24589	No
190	GOM_NL__2PRFIN20061112_221913_000000362052_00487_24589_3663.N1	12-NOV-2006 22:19:13	Twilight	35.500	100	4Gam Crv	2.5800	13100.	71	24589	No
191	GOM_NL__2PRFIN20061112_222043_000000372052_00487_24589_3664.N1	12-NOV-2006 22:20:43	Twilight	36.500	171	2Eps Crv	3.0010	4250.0	73	24589	No
192	GOM_NL__2PRFIN20061112_222952_000000372052_00487_24589_3665.N1	12-NOV-2006 22:29:52	Dark	36.500	113	Mu Vel	2.6920	5000.0	73	24589	No
193	GOM_NL__2PRFIN20061112_223259_000000322052_00488_24590_3652.N1	12-NOV-2006 22:32:59	Dark	31.500	124	The Car	2.7640	30000.	63	24590	No
194	GOM_NL__2PRFIN20061112_223550_000000332052_00488_24590_3653.N1	12-NOV-2006 22:35:50	Dark	32.500	29	Bet Car	1.6720	10200.	65	24590	No
195	GOM_NL__2PRFIN20061112_224210_000000532052_00488_24590_3654.N1	12-NOV-2006 22:42:10	Dark	52.500	2	Alp Car	-0.73600	7000.0	105	24590	No
196	GOM_NL__2PRFIN20061112_225112_000000322052_00488_24590_3655.N1	12-NOV-2006 22:51:12	Straylight	31.500	157	The1Eri	2.9060	9300.0	63	24590	No
197	GOM_NL__2PRFIN20061112_230421_000000432052_00488_24590_3656.N1	12-NOV-2006 23:04:21	Twilight	43.000	94	92Alp Cet	2.5260	3100.0	86	24590	No
198	GOM_NL__2PRFIN20061112_230904_000000312052_00488_24590_3657.N1	12-NOV-2006 23:09:04	Bright	31.000	105	6Bet Ari	2.6450	8900.0	62	24590	No
199	GOM_NL__2PRFIN20061112_231308_000000302052_00488_24590_3658.N1	12-NOV-2006 23:13:08	Bright	29.500	173	4Bet Tri	3.0040	8900.0	59	24590	No
200	GOM_NL__2PRFIN20061112_231512_000000292052_00488_24590_3659.N1	12-NOV-2006 23:15:12	Bright	29.000	73	57Gam1And	2.2600	13100.	58	24590	No
201	GOM_NL__2PRFIN20061112_231908_000000322052_00488_24590_3660.N1	12-NOV-2006 23:19:08	Bright	32.000	160	23Gam Per	2.9300	4700.0	64	24590	No
202	GOM_NL__2PRFIN20061112_232824_000000302052_00488_24590_3661.N1	12-NOV-2006 23:28:24	Bright	29.500	49	1Alp UMi	1.9900	6300.0	59	24590	No
203	GOM_NL__2PRFIN20061112_233240_000000312052_00488_24590_3662.N1	12-NOV-2006 23:32:40	Bright	30.500	60	7Bet UMi	2.0810	3950.0	61	24590	No
204	GOM_NL__2PRFIN20061112_233612_000000352052_00488_24590_3663.N1	12-NOV-2006 23:36:12	Bright	35.000	36	50Alp UMa	1.8000	6300.0	70	24590	No
205	GOM_NL__2PRFIN20061112_233821_000000312052_00488_24590_3664.N1	12-NOV-2006 23:38:21	Bright	31.000	32	77Eps UMa	1.7630	11000.	62	24590	No
206	GOM_NL__2PRFIN20061112_234326_000000292052_00488_24590_3665.N1	12-NOV-2006 23:43:26	Bright	28.500	152	12Alp2CVn	2.8900	11000.	57	24590	No
207	GOM_NL__2PRFIN20061112_235117_000000342052_00488_24590_3666.N1	12-NOV-2006 23:51:17	Bright	33.500	62	94Bet Leo	2.1360	9700.0	67	24590	No
208	GOM_NL__2PRFIN20061112_235452_000000292052_00488_24590_3667.N1	12-NOV-2006 23:54:52	Bright	29.000	121	29Gam Vir	2.7400	7200.0	58	24590	No
209	GOM_NL__2PRFIN20061112_235949_000000342052_00488_24590_3668.N1	12-NOV-2006 23:59:49	Twilight	33.500	100	4Gam Crv	2.5800	13100.	67	24590	No

3. Quality information per product

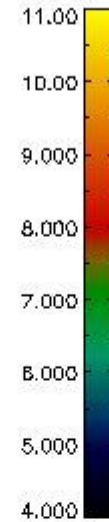
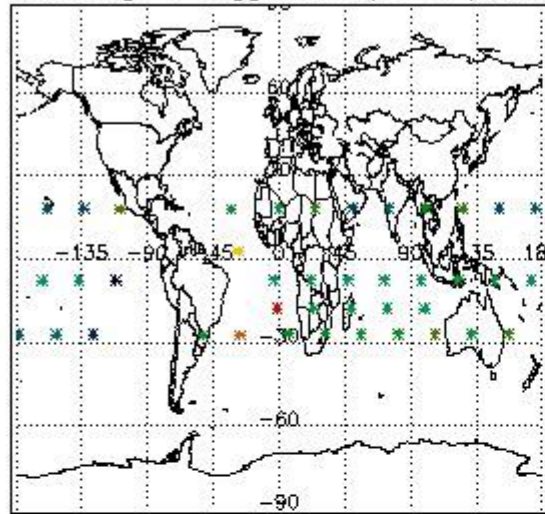
In this section it is plotted some information contained in the Quality Summary data set of the level 2 products. Only products in dark limb conditions and without errors (error flag in the MPH set to "0") are used.

3.1 Plot quality information per product (time dependant)

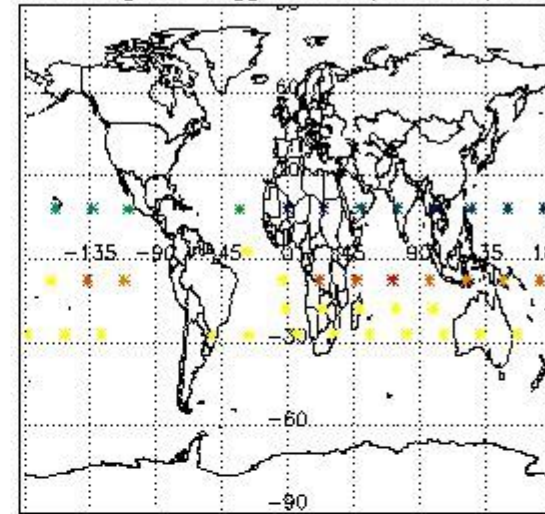


3.2 Plot quality information per product (world map)

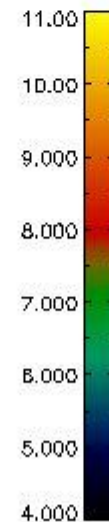
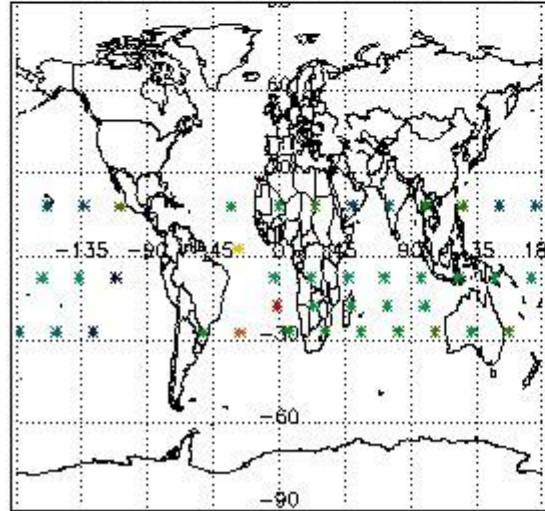
Percentage of flagged data per O3 profile



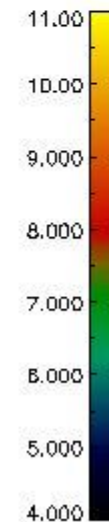
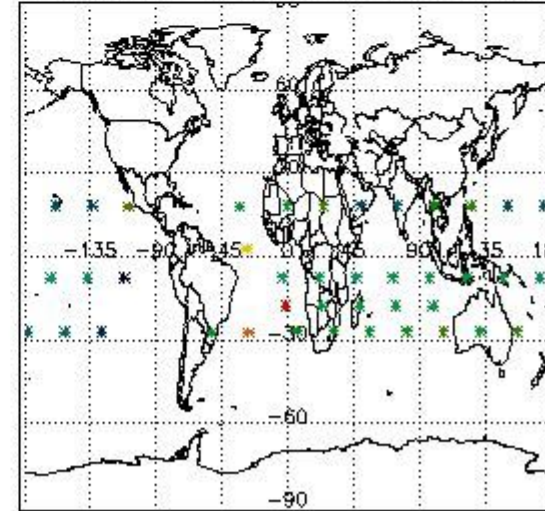
Percentage of flagged data per H2O profile



Percentage of flagged data per NO2 profile



Percentage of flagged data per NO3 profile

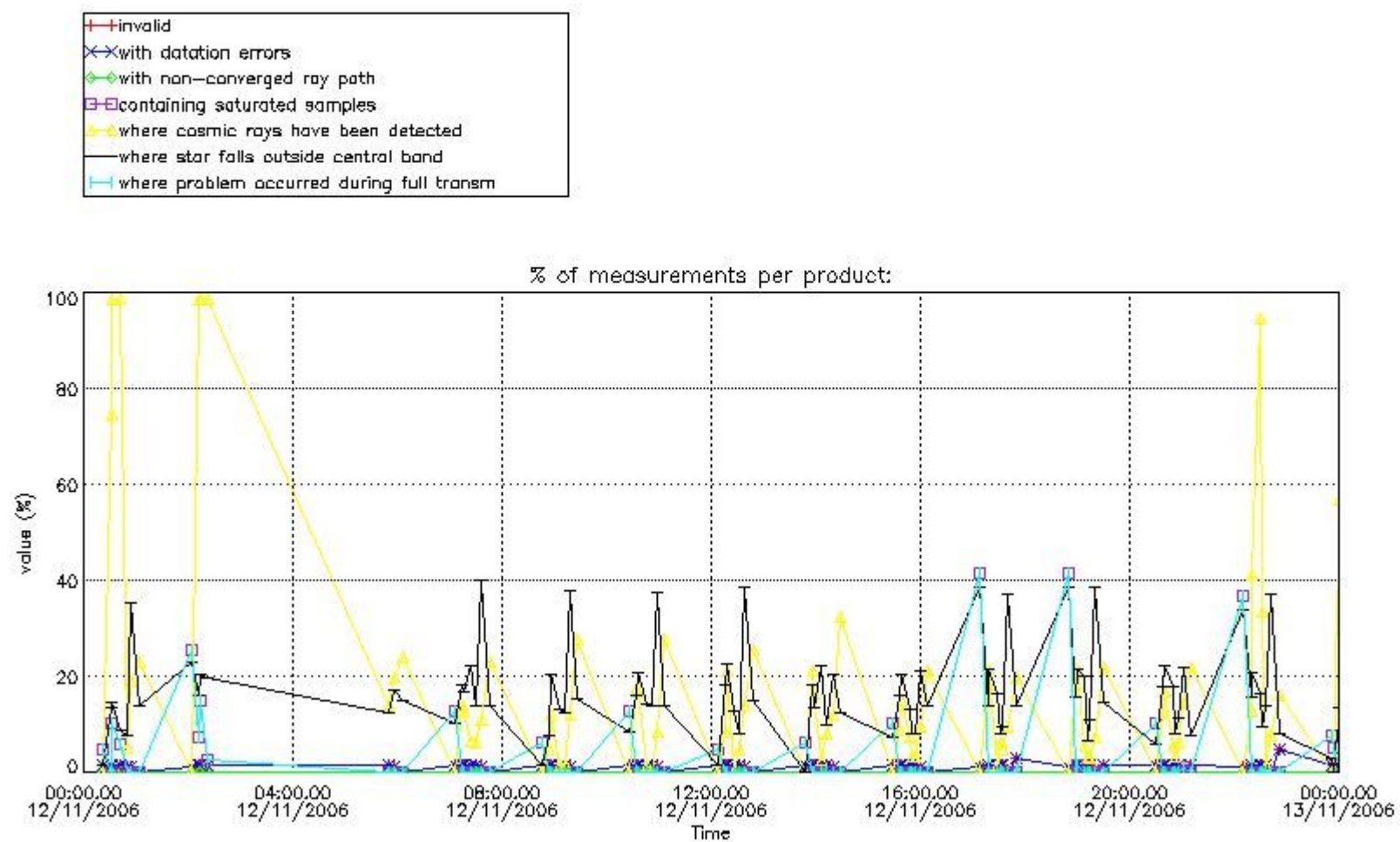


4. Level 1 quality information per product

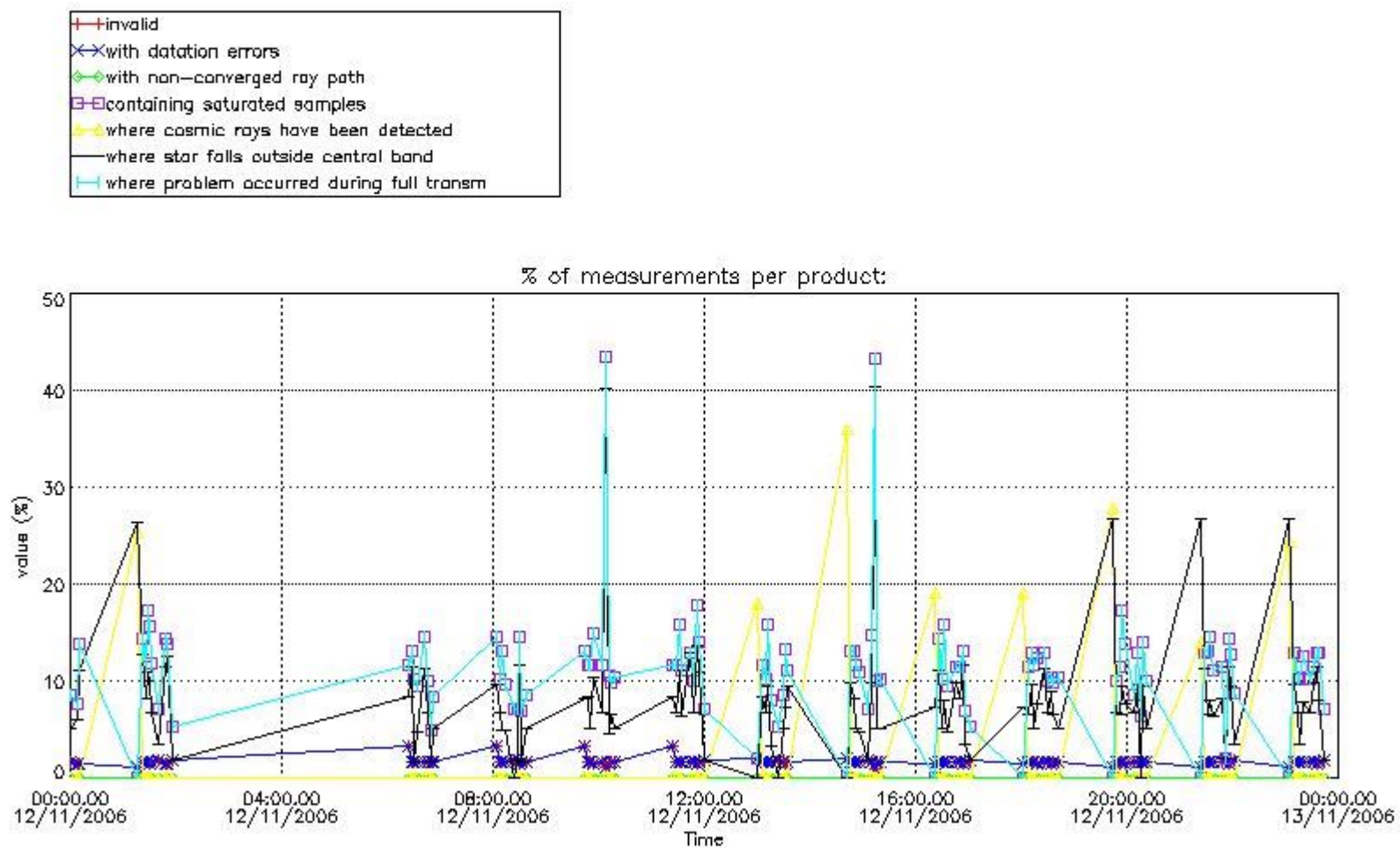
In this section it is plotted some information contained in the Quality Summary data set of the level 2 products that comes from the level 1b processing. Products without errors (error flag in the MPH set to "0") are used.

4.1 Plot quality information per product (time dependant) coming from level 1b processing

4.1.1 Plot level 1 quality information per product (time dependant): ENVISAT ASCENDING passes



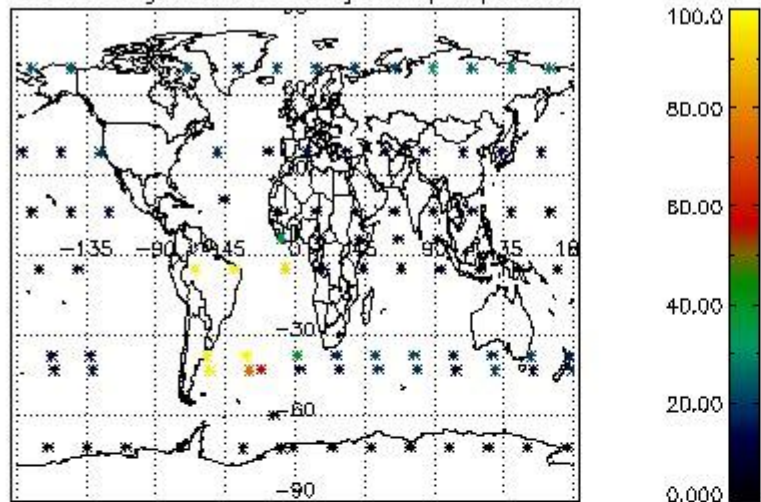
4.1.2 Plot level 1 quality information per product (time dependant): ENVI SAT DESCENDING passes



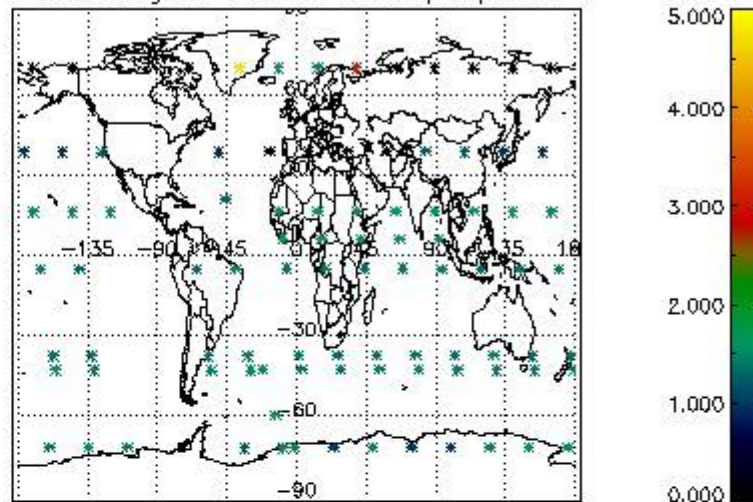
4.2 Plot quality information per product coming from level 1b processing (world map)

4.2.1 Plot level 1 quality information per product (world map): ENVISAT ASCENDING passes

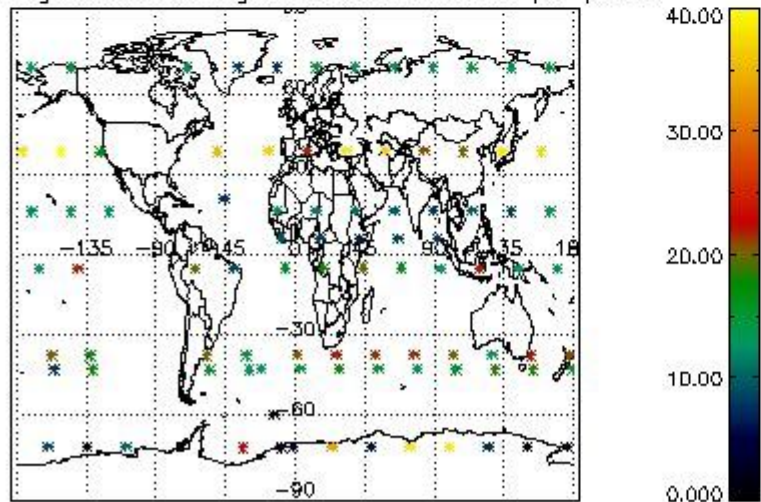
Percentage of cosmic ray hits per profile



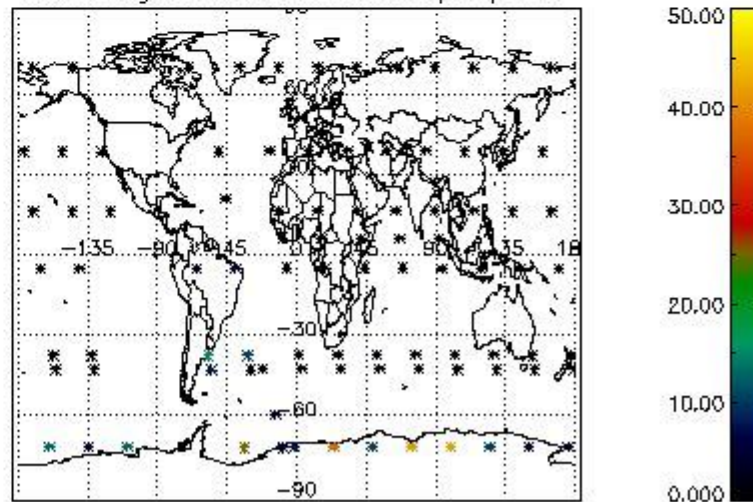
Percentage of datation errors per profile



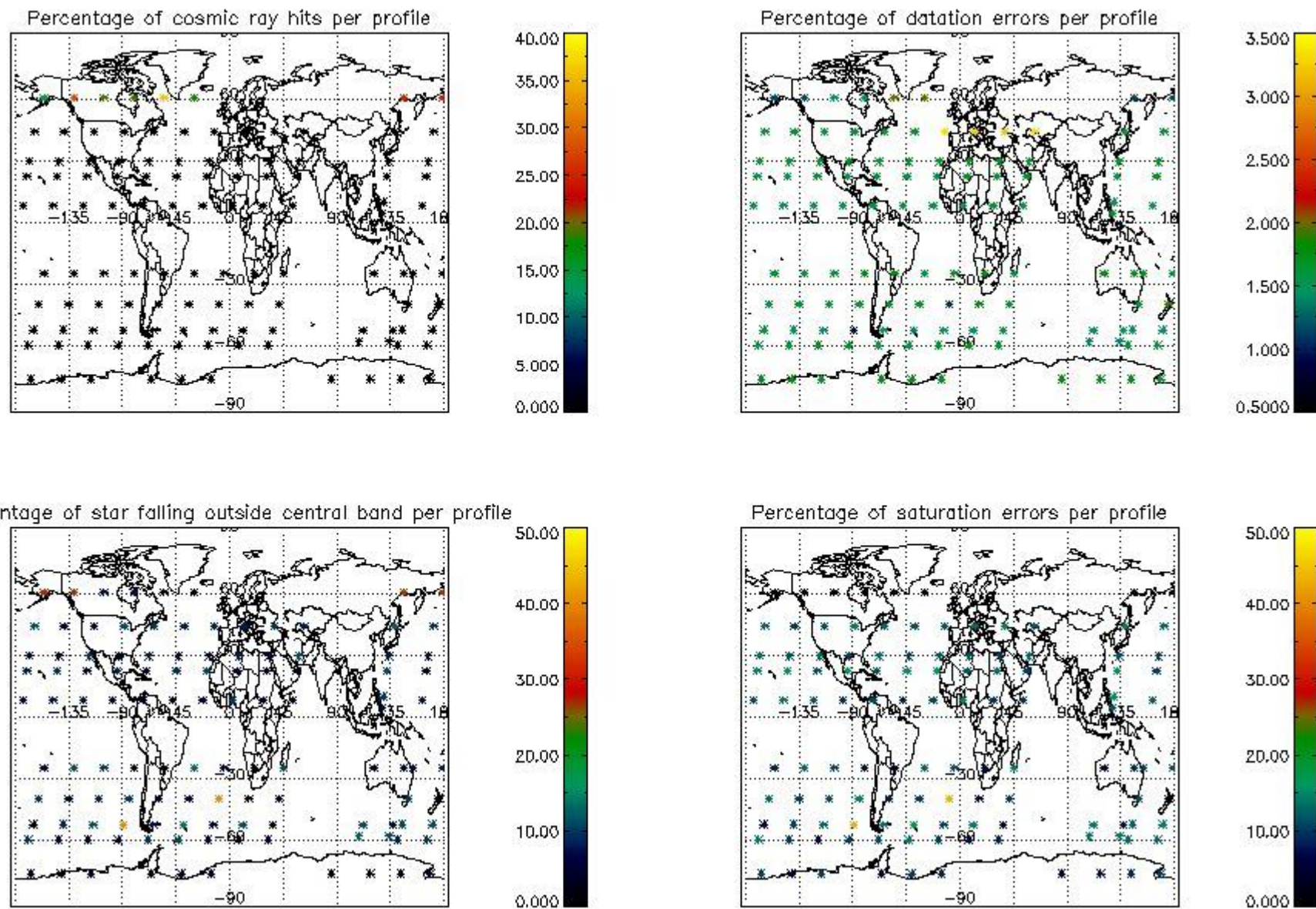
Percentage of star falling outside central band per profile



Percentage of saturation errors per profile



4.2.2 Plot level 1 quality information per product (world map): ENVISAT DESCENDING passes



5. Trace gas profiles

5.1 Ozone statistics based on quality of products

The final quality of the products can be "measured" using the STD (Standard Deviation) attached to every point profile. This information is written to the parameter GOM_NL__2P/NL_LOCAL_SPECIES_DENSITY/o3_std of the level 2 products. The table below shows the statistics for given STD ranges.

The statistics are given with respect to the overall valid production:

- Products without fatal errors: GOM_NL__2P/MPH/PRODUCT_ERR=0
- Valid point profile: GOM_NL__2P/NL_LOCAL_SPECIES_DENSITY/pcd(0)=0

The 'Criteria' is applied to valid points of dark limb products:

- Products in dark limb illumination condition: GOM_NL__2P/NL_SUMMARY_QUALITY/obs_ill_cond=0
- Products without fatal errors: GOM_NL__2P/MPH/PRODUCT_ERR=0
- Valid point profile: GOM_NL__2P/NL_LOCAL_SPECIES_DENSITY/pcd(0)=0

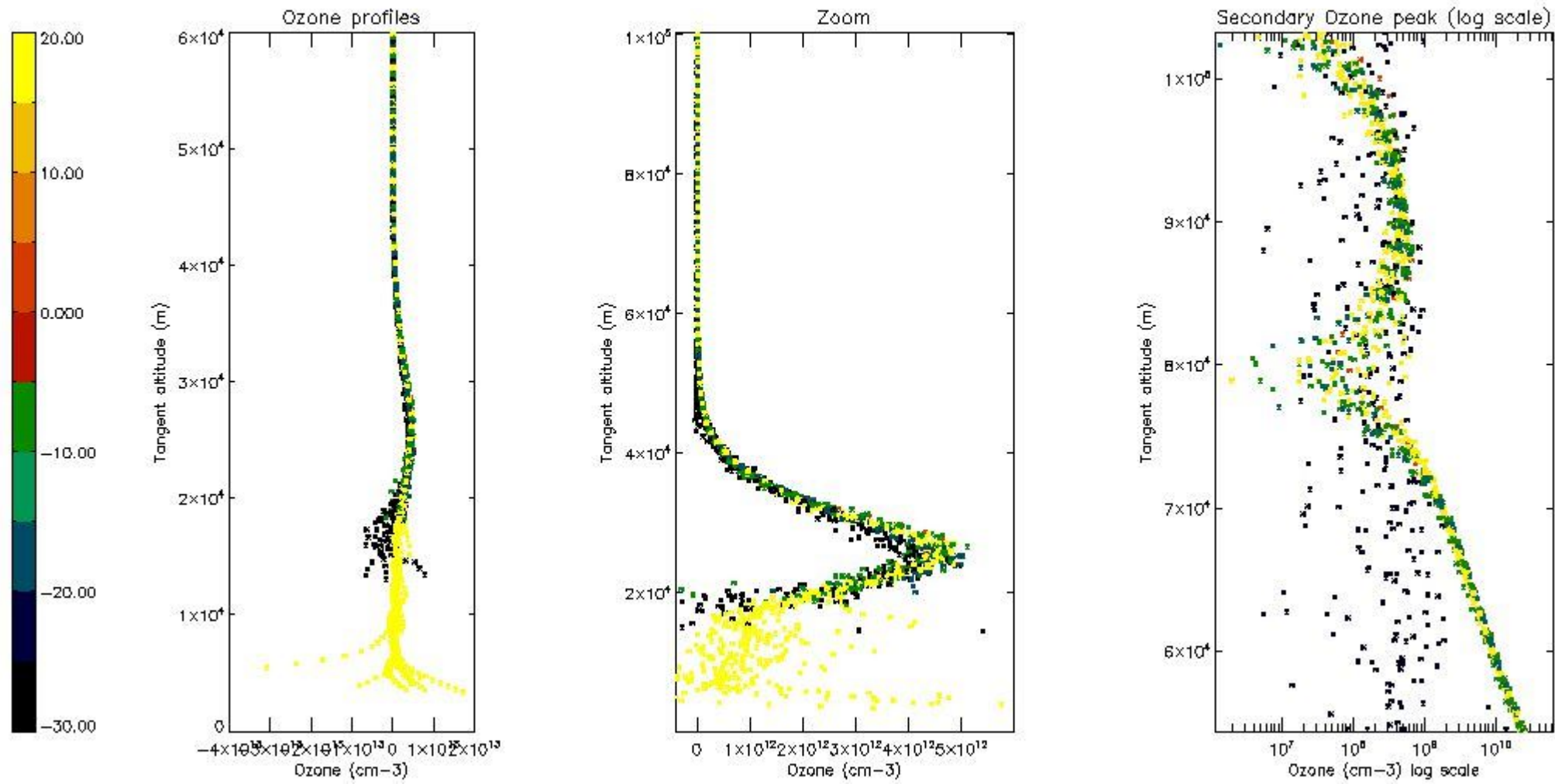
So, the table below shows the percentage of dark limb and valid observations for each criteria with respect to the overall valid daily observations.

Criteria	% of total production
All STD	23
STD < 20	14

STD < 10	11
STD < 5	8

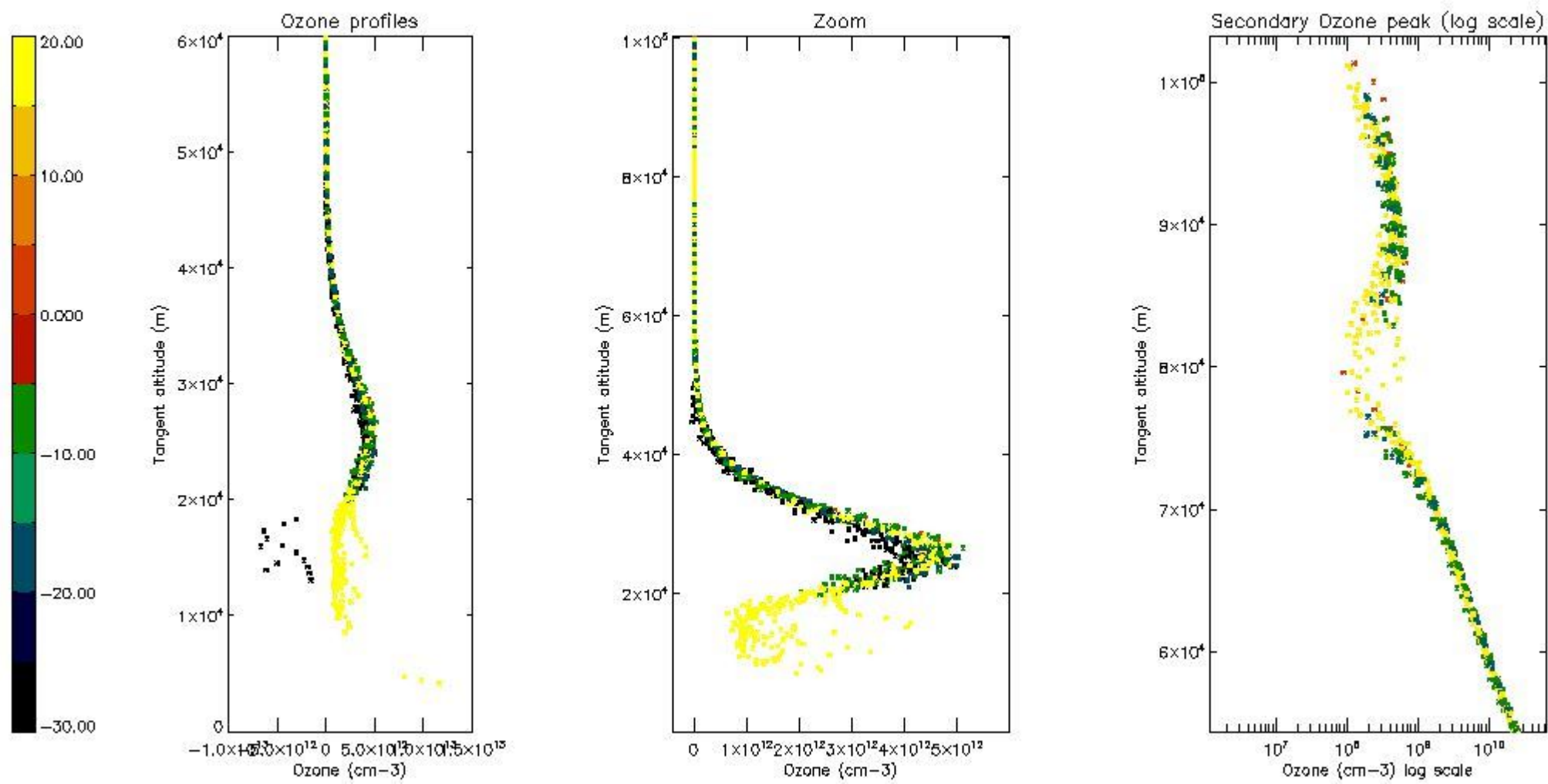
5.2 Plot ozone profiles for all STD (dark without errors)

The colorbar represents the latitude.



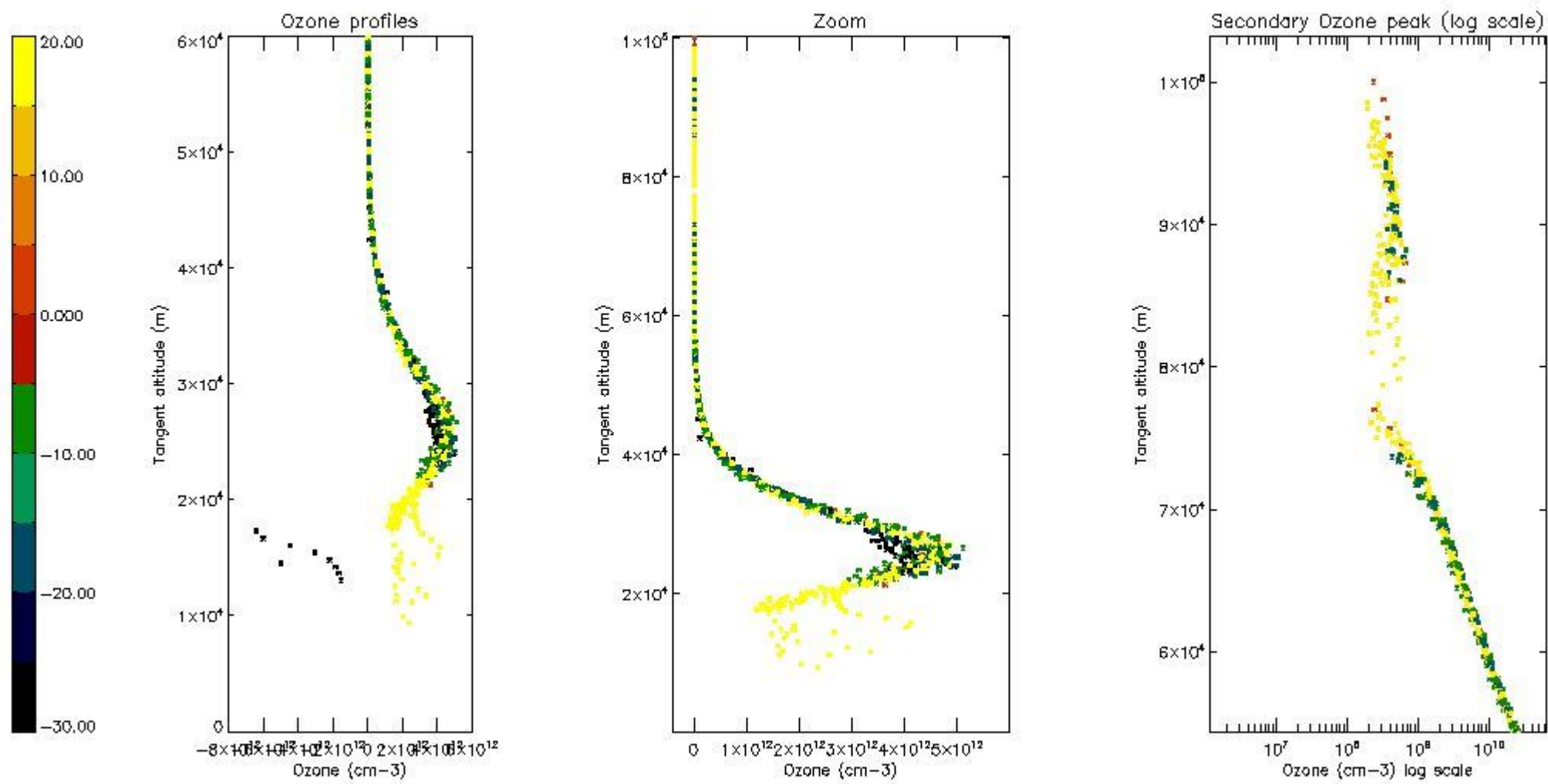
5.3 Plot ozone profiles where STD < 20% (dark without errors)

The colorbar represents the latitude.



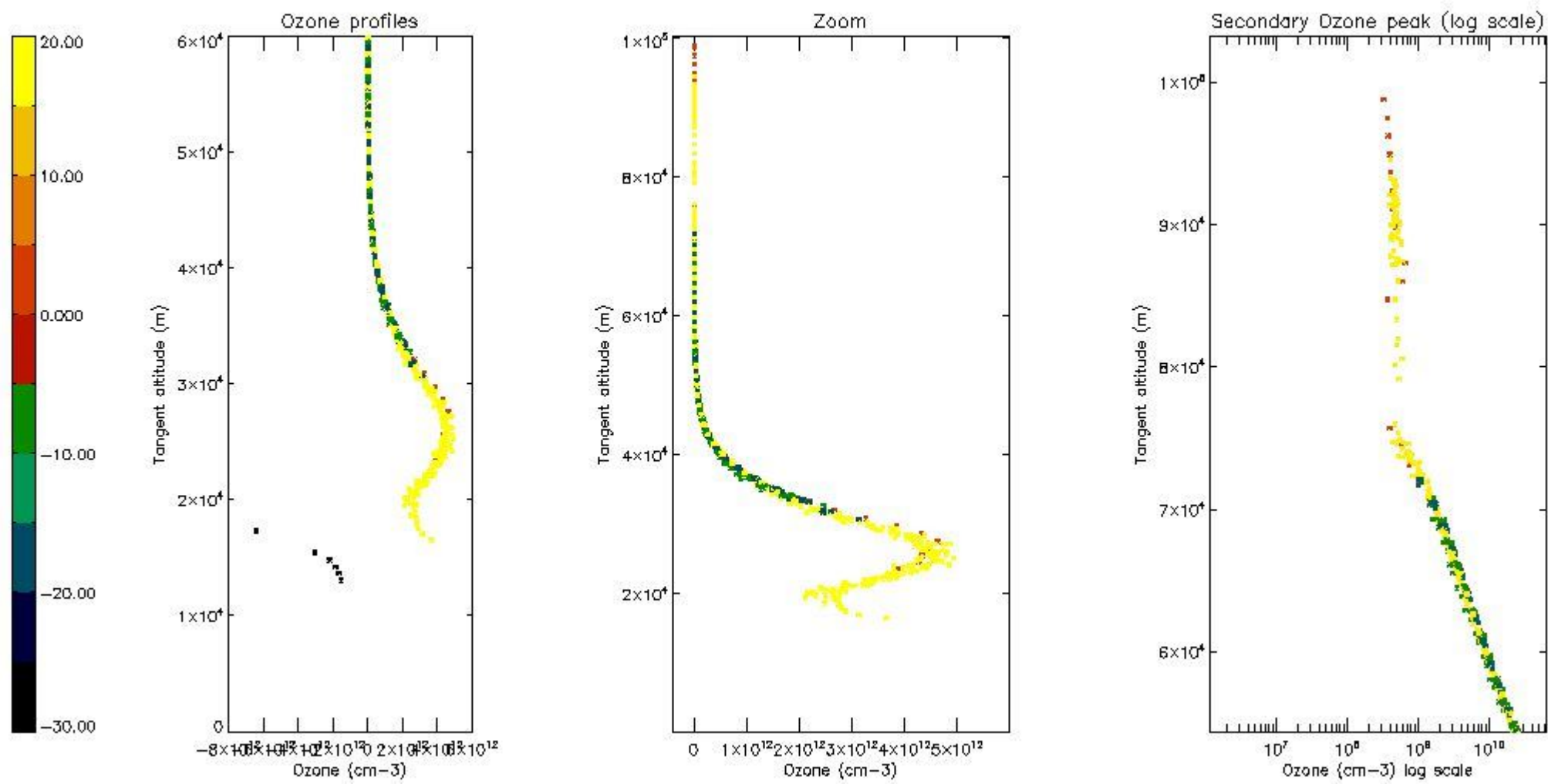
5.4 Plot ozone profiles where STD < 10% (dark without errors)

The colorbar represents the latitude.



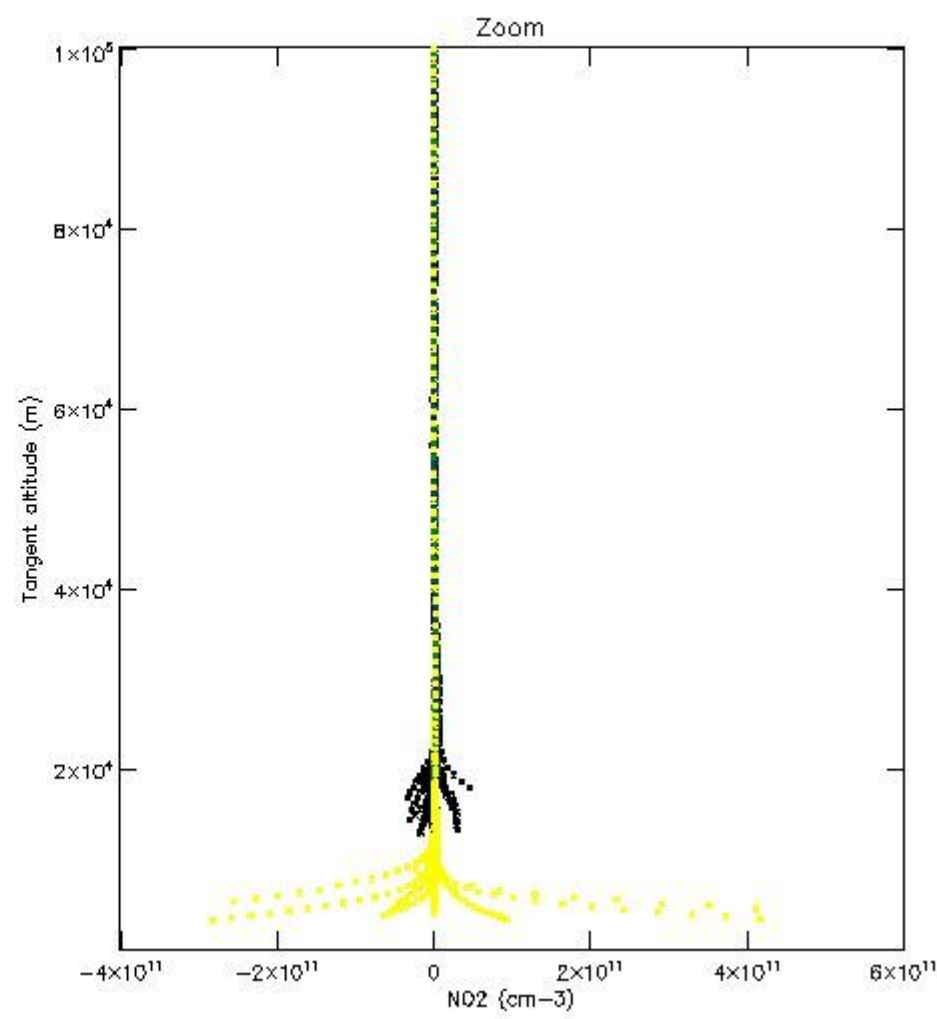
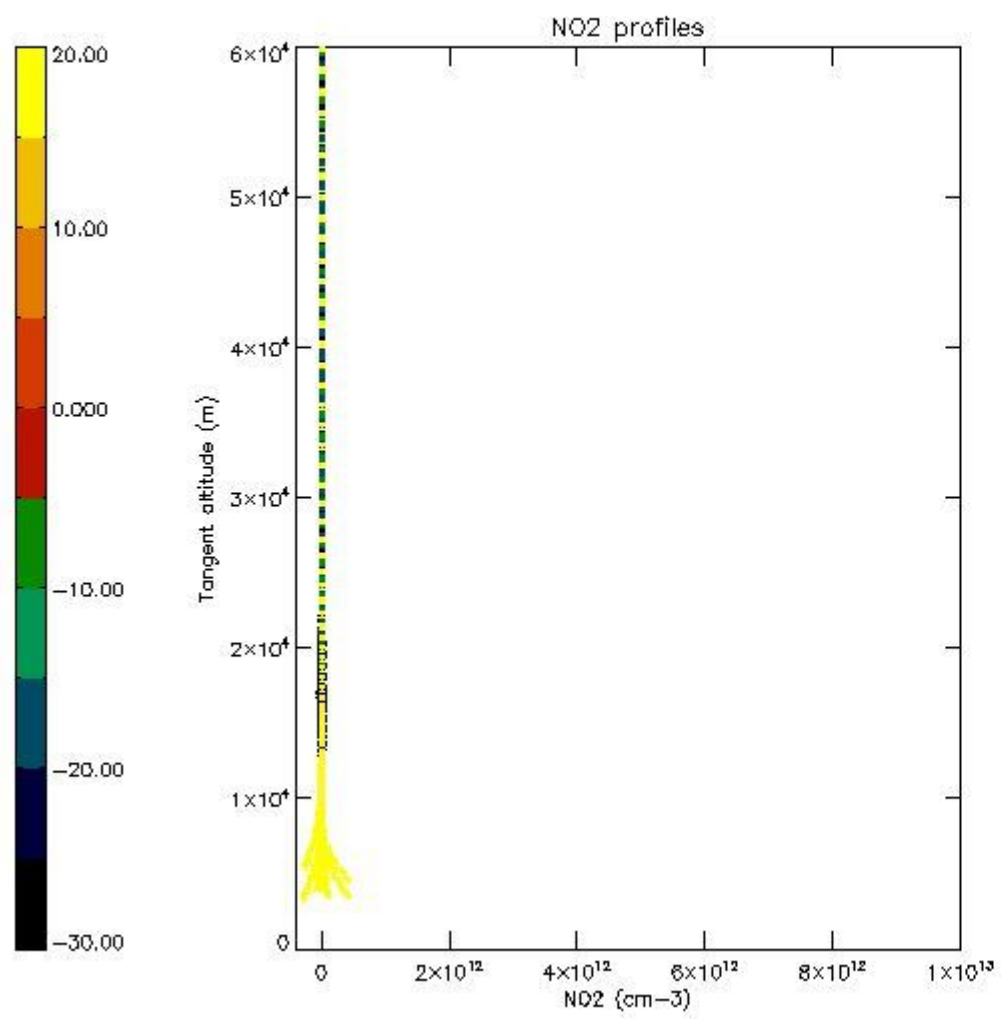
5.5 Plot ozone profiles where STD < 5% (dark without errors)

The colorbar represents the latitude.



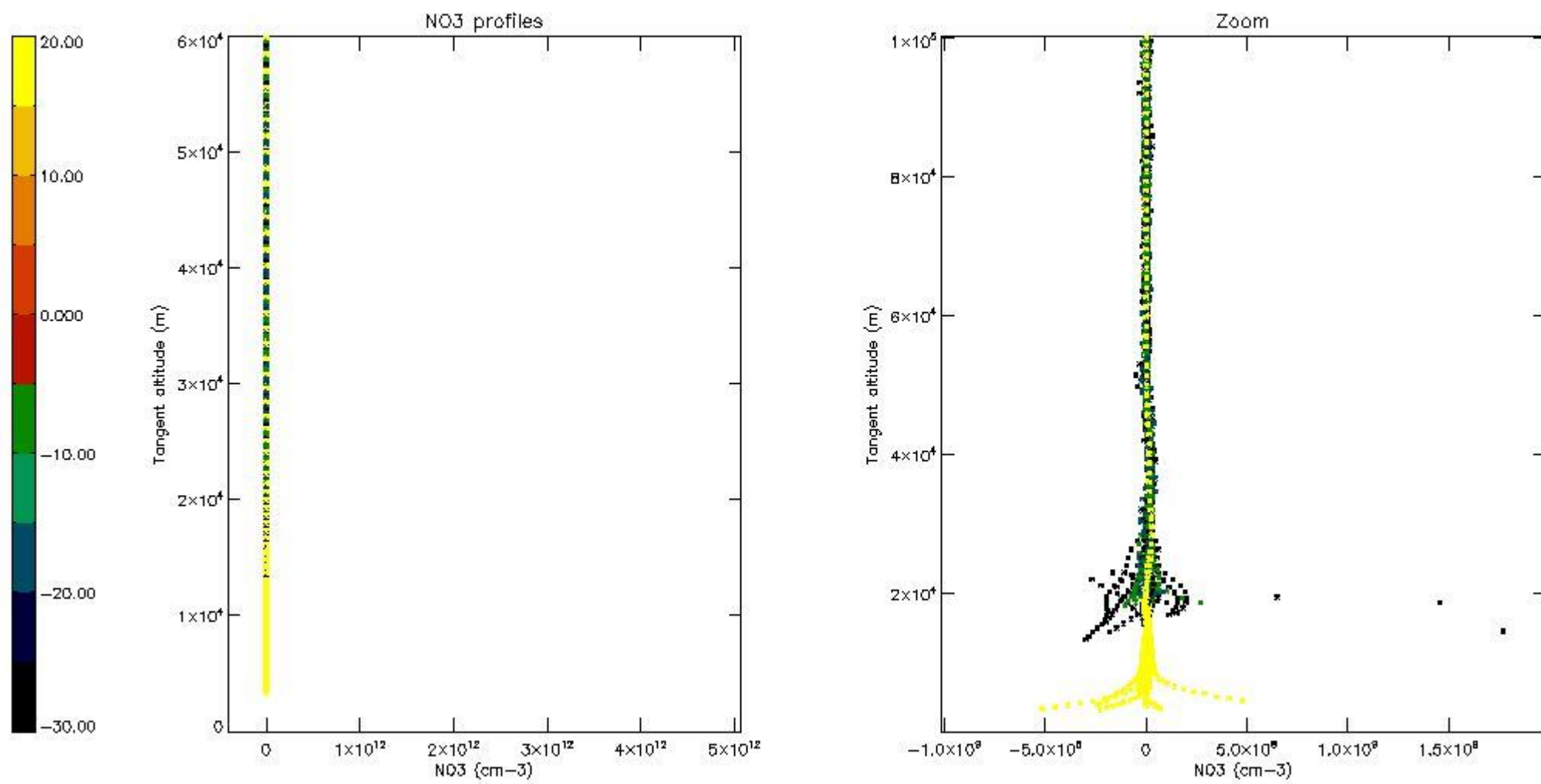
5.6 Plot NO₂ profiles for all STD (dark without errors)

The colorbar represents the latitude.



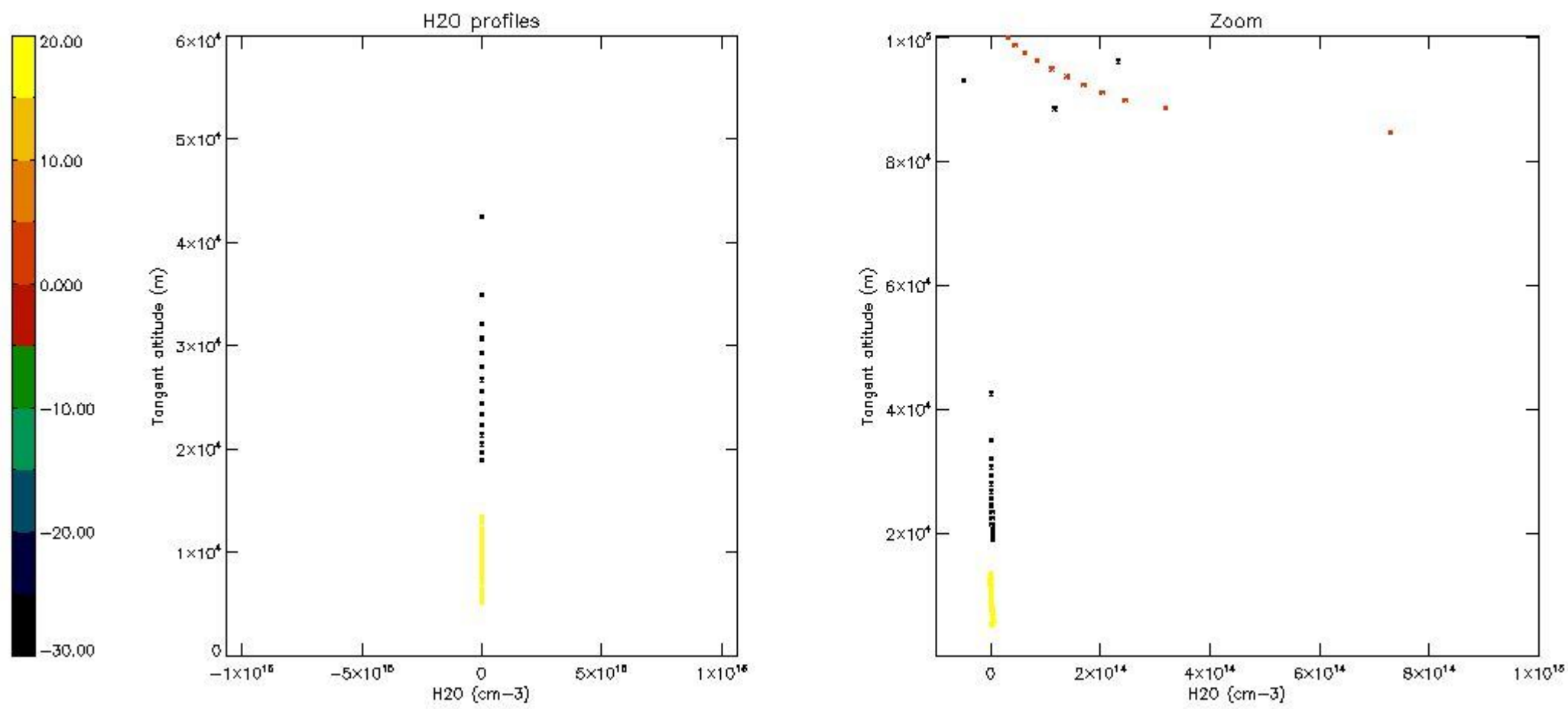
5.7 Plot NO3 profiles for all STD (dark without errors)

The colorbar represents the latitude.



5.8 Plot H2O profiles for all STD (only for occultations of stars 1,2,3,4,13,14,16,26,63 dark without errors)

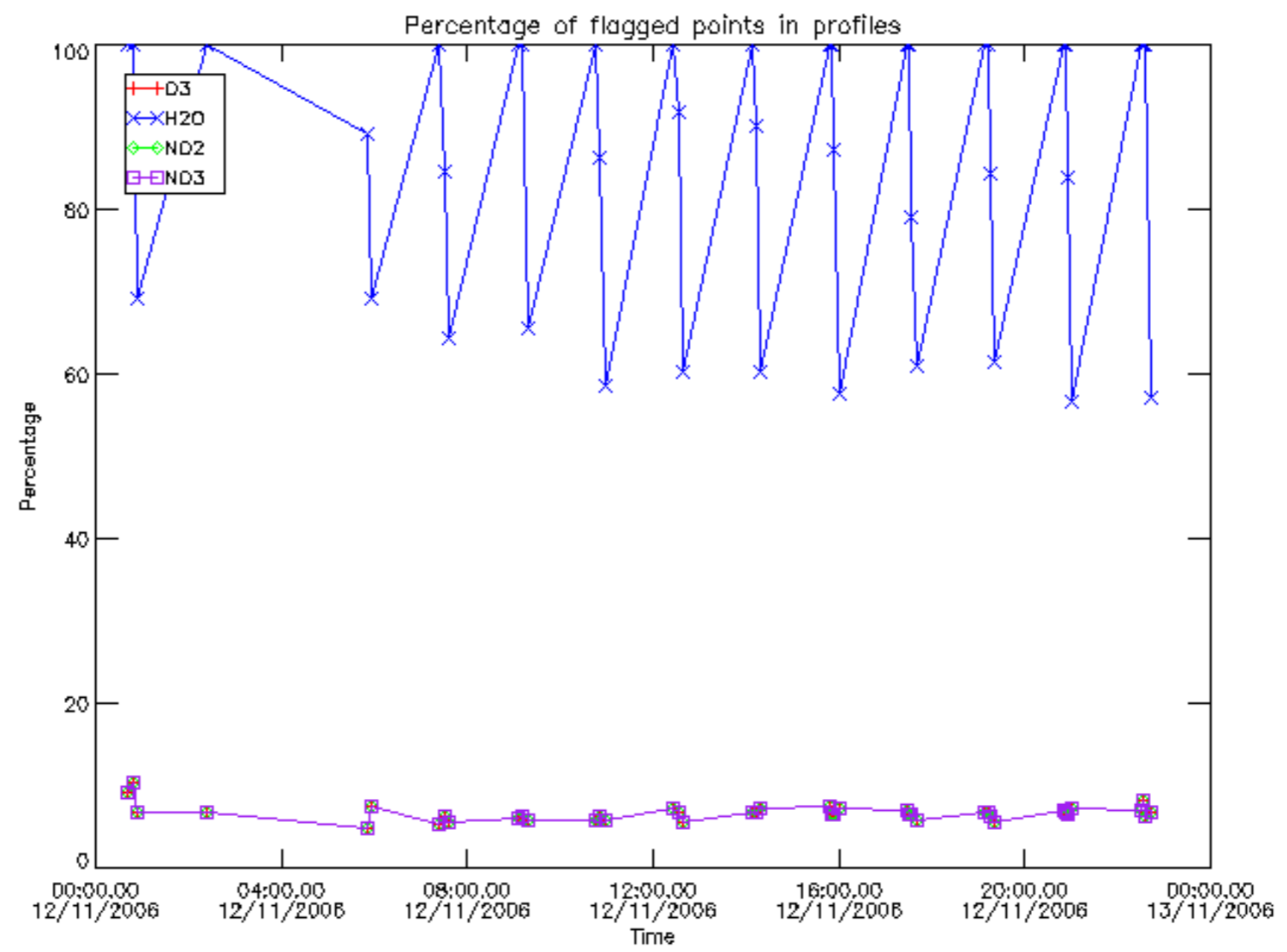
The colorbar represents the latitude.



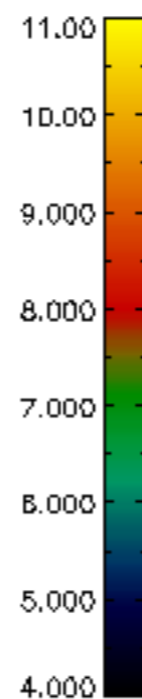
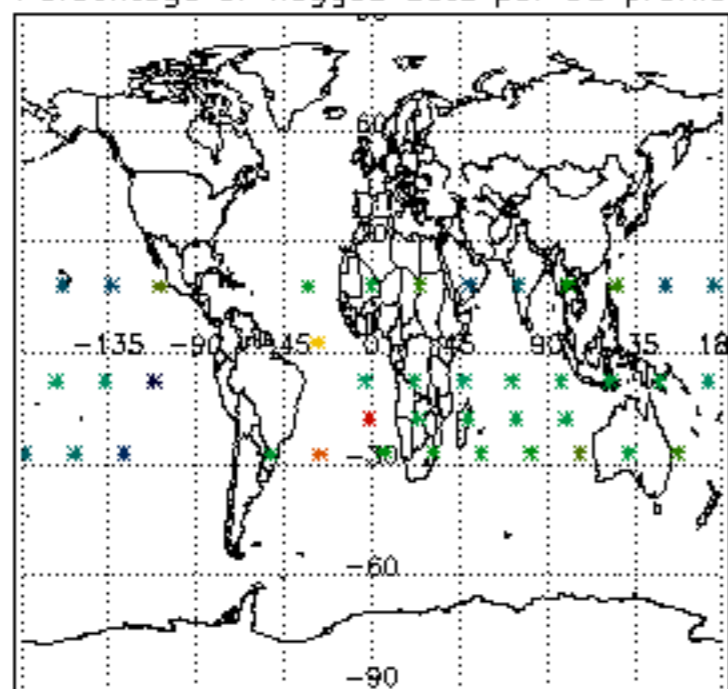
6. Auxiliary Data Files used for the production reported in section 2

The number reported in the third column indicates since which file (see list in section 2) the corresponding auxiliary file has been used. The fourth column is the date of those product files.

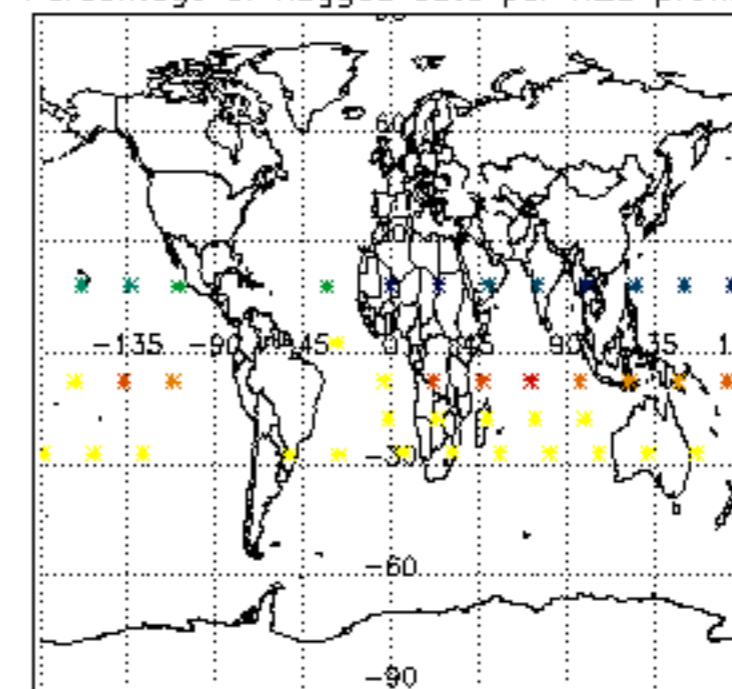
Type	Auxiliary Filename	Used since product	Used since product date
INST_PHYS_CHARACTERISTICS	GOM_INS_AXVIEC20091111_143220_20030716_120000_20500101_000000	1	12-NOV-2006 00:00:01
LEVEL-2_PROC_CONFIG	GOM_PR2_AXVIEC20091111_152718_20020301_000000_20500101_000000	1	12-NOV-2006 00:00:01
CROSS_SECTIONS_FILE	GOM_CRS_AXVIEC20091111_154832_20020301_000000_20500101_000000	1	12-NOV-2006 00:00:01



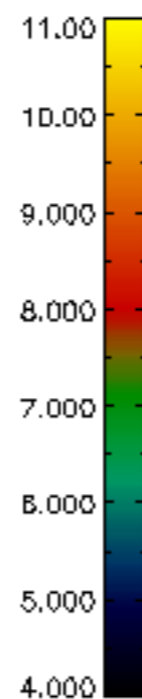
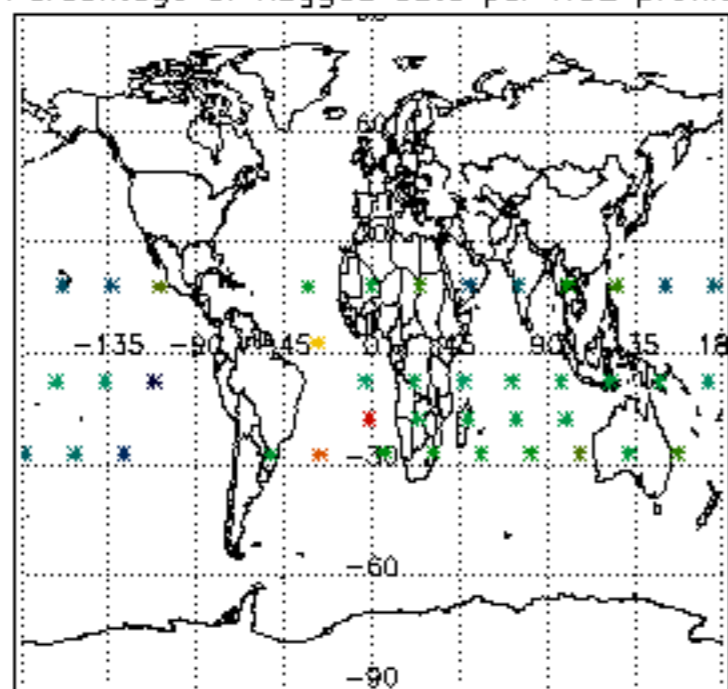
Percentage of flagged data per D3 profile



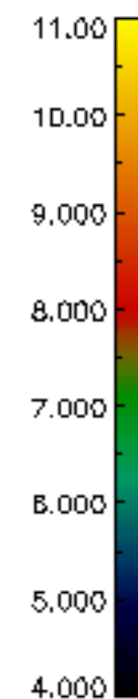
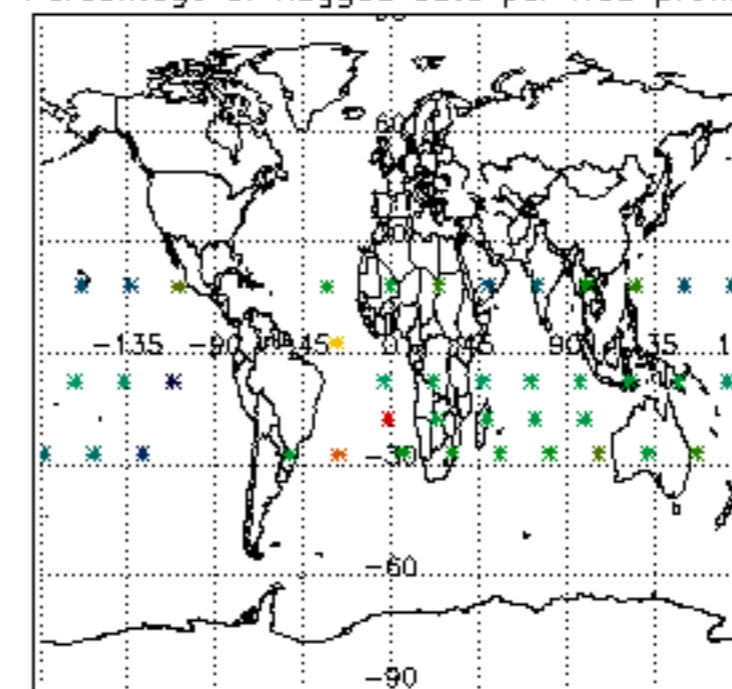
Percentage of flagged data per H2O profile

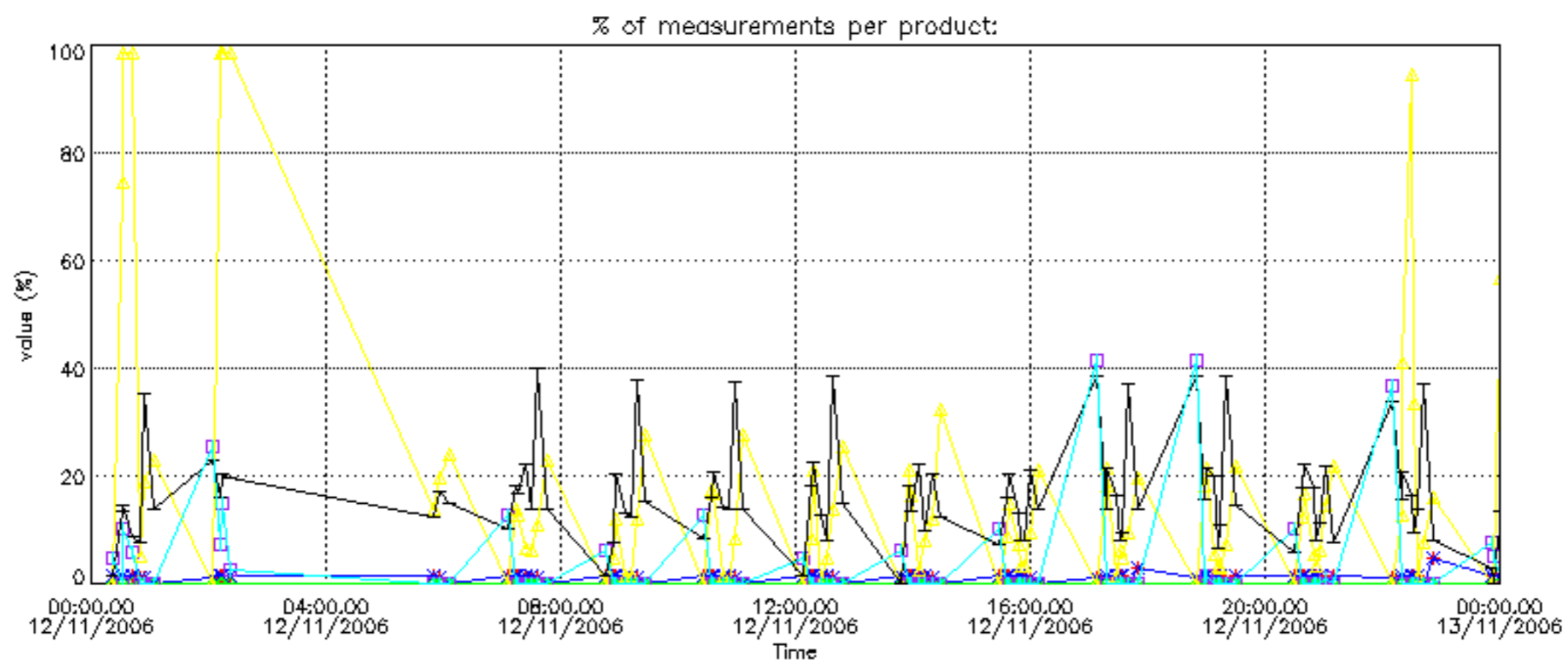
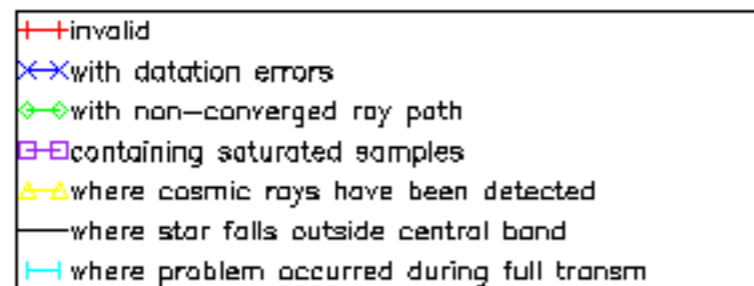


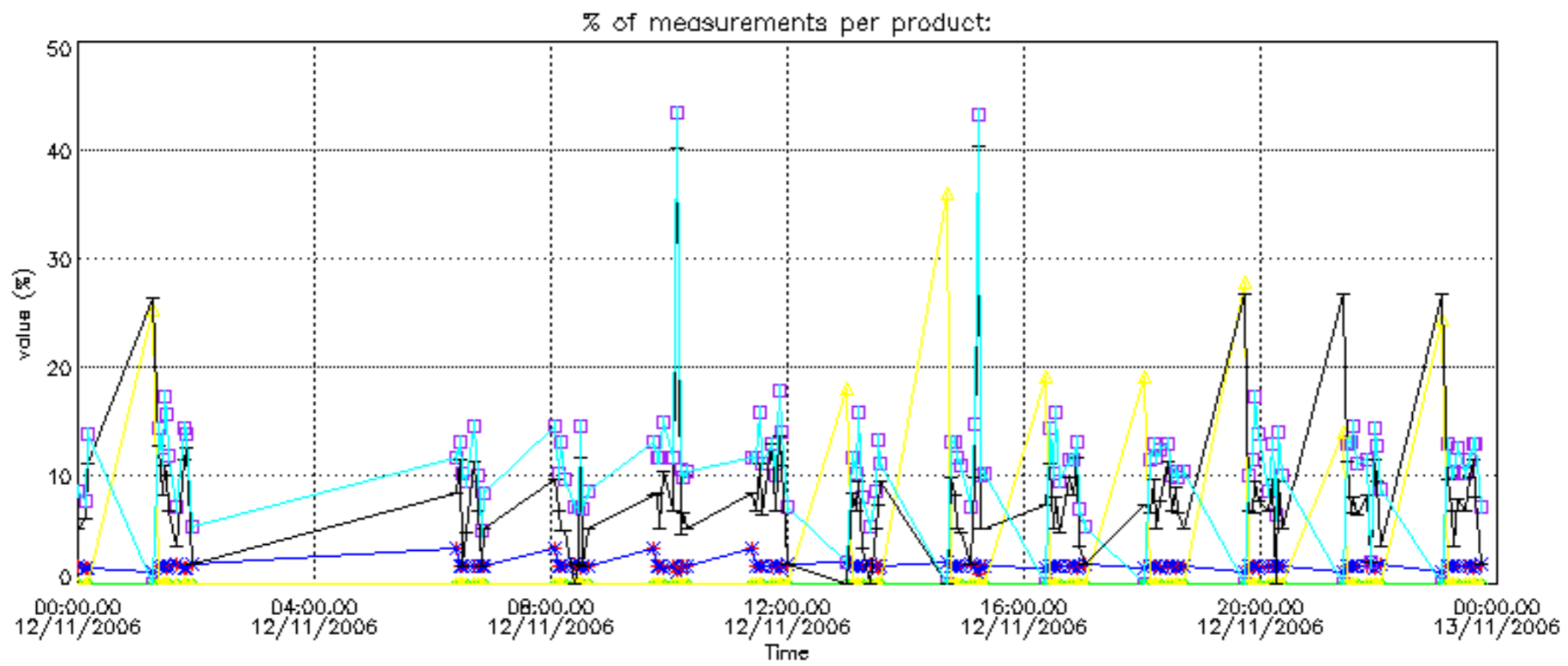
Percentage of flagged data per NO2 profile



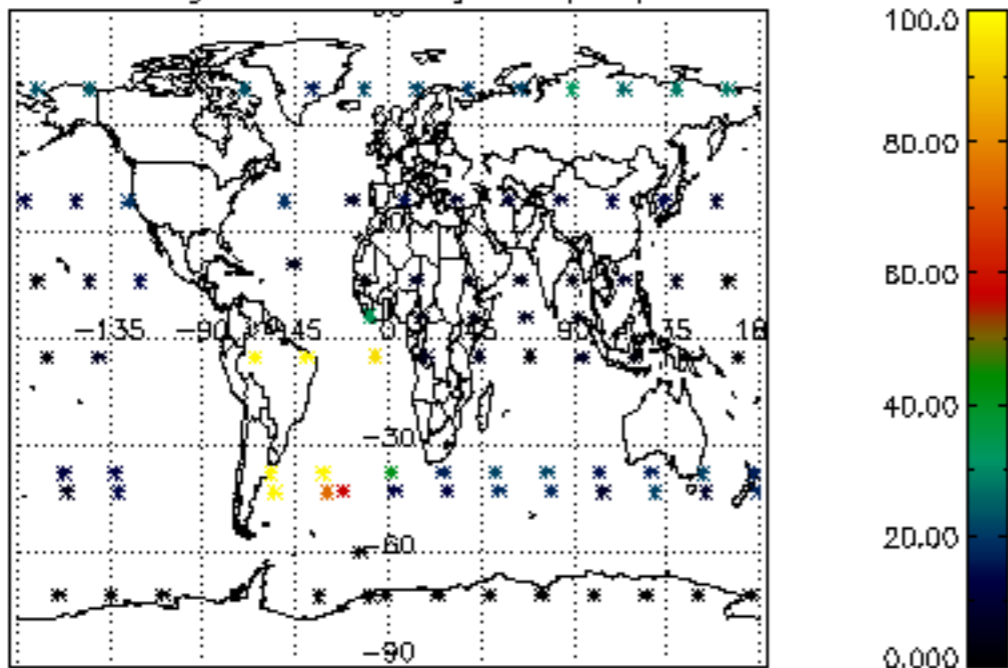
Percentage of flagged data per NO3 profile



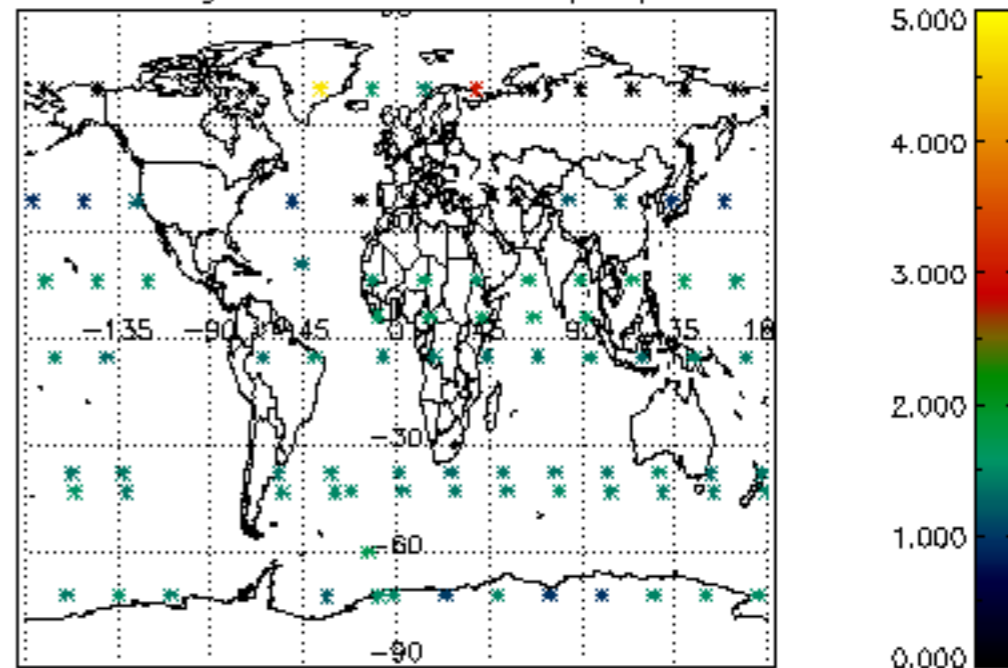




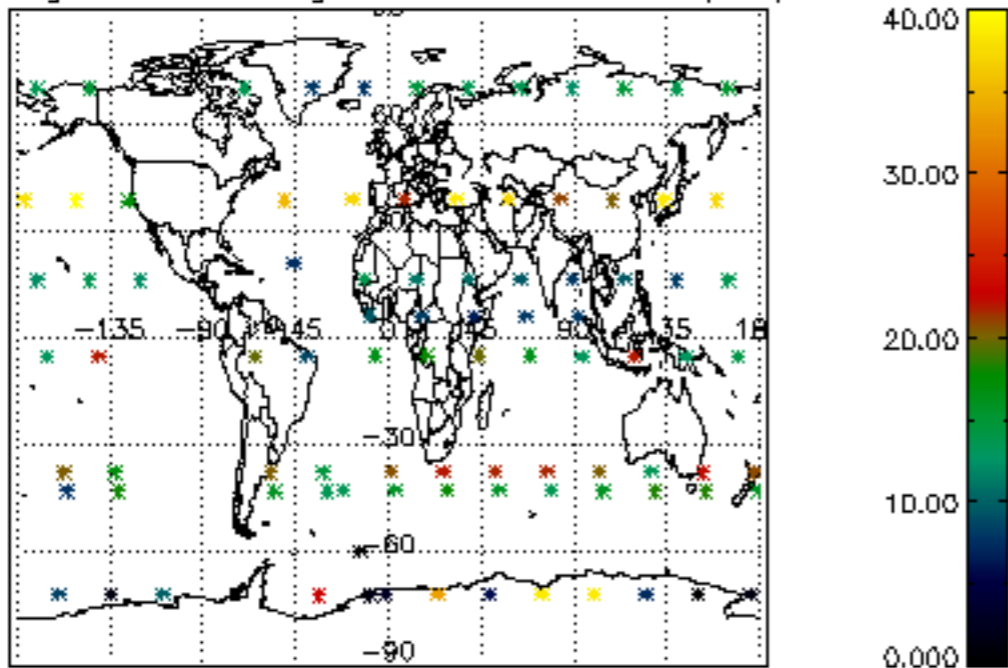
Percentage of cosmic ray hits per profile



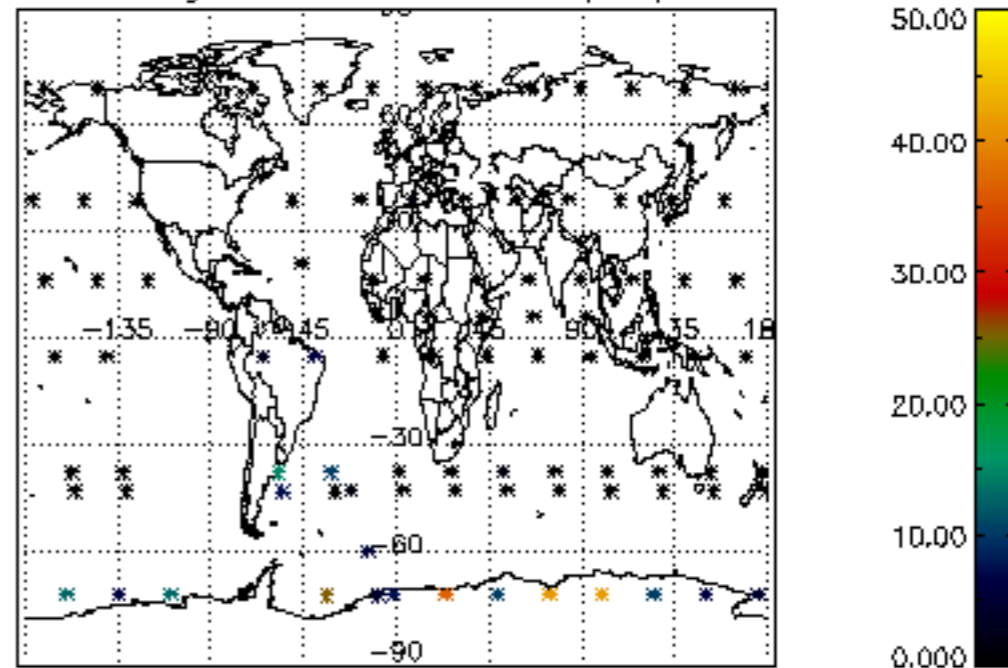
Percentage of datation errors per profile



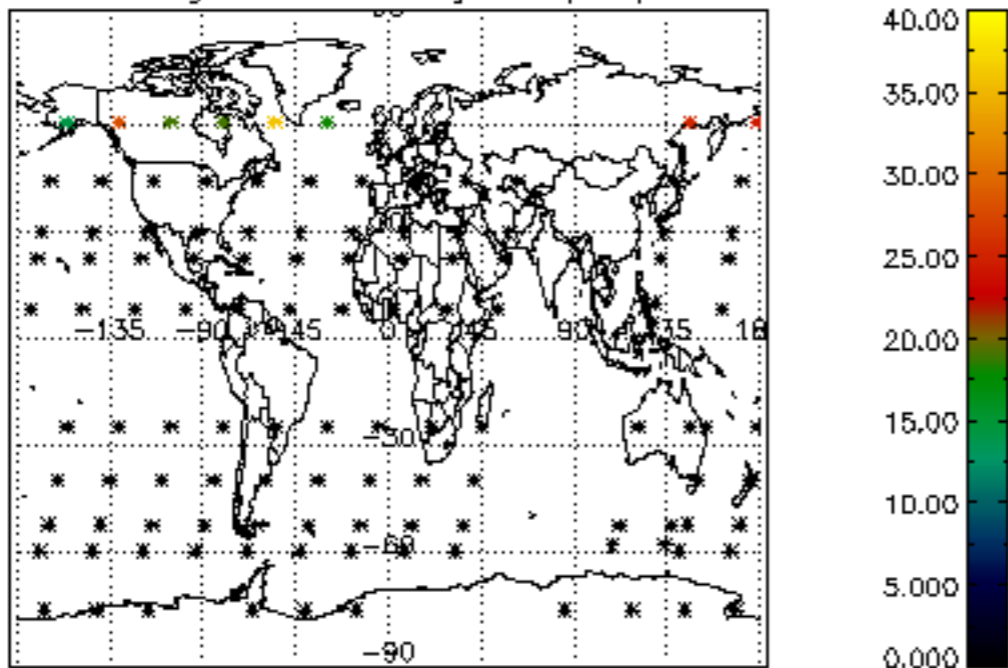
Percentage of star falling outside central band per profile



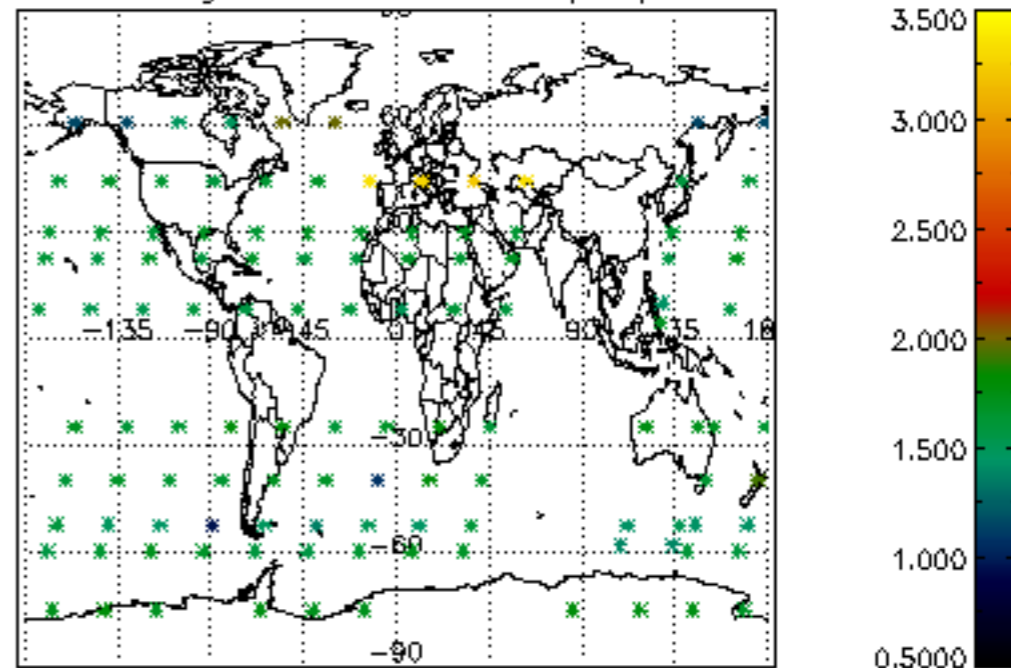
Percentage of saturation errors per profile



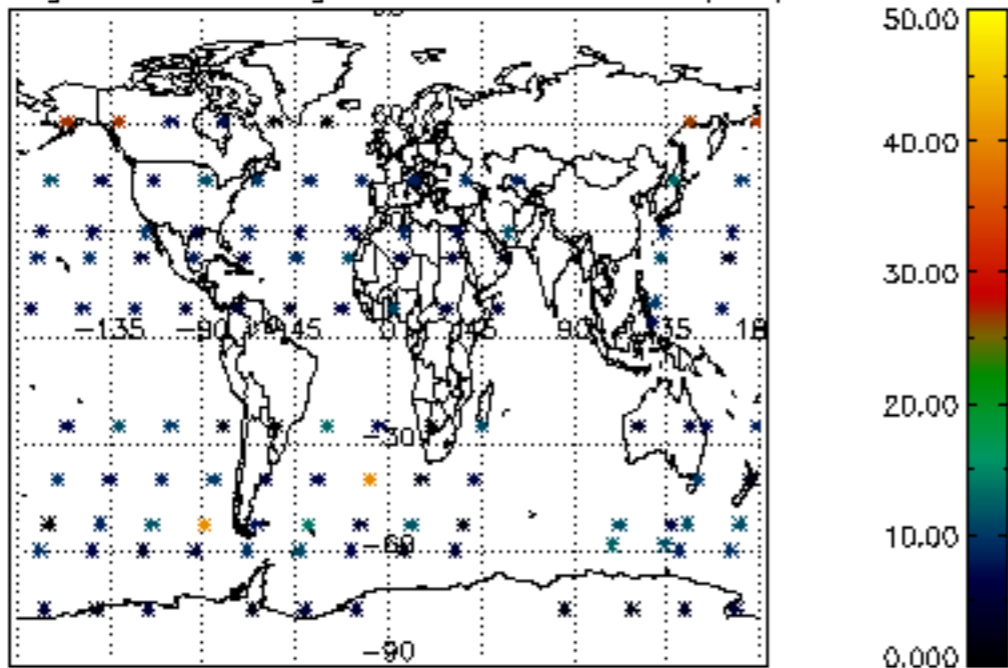
Percentage of cosmic ray hits per profile



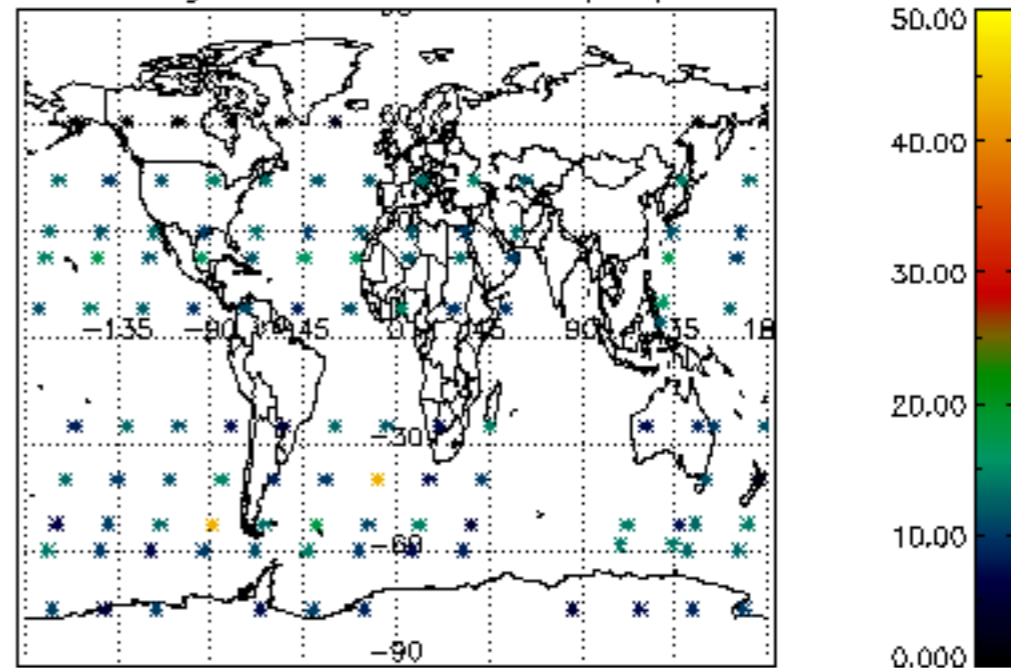
Percentage of datation errors per profile

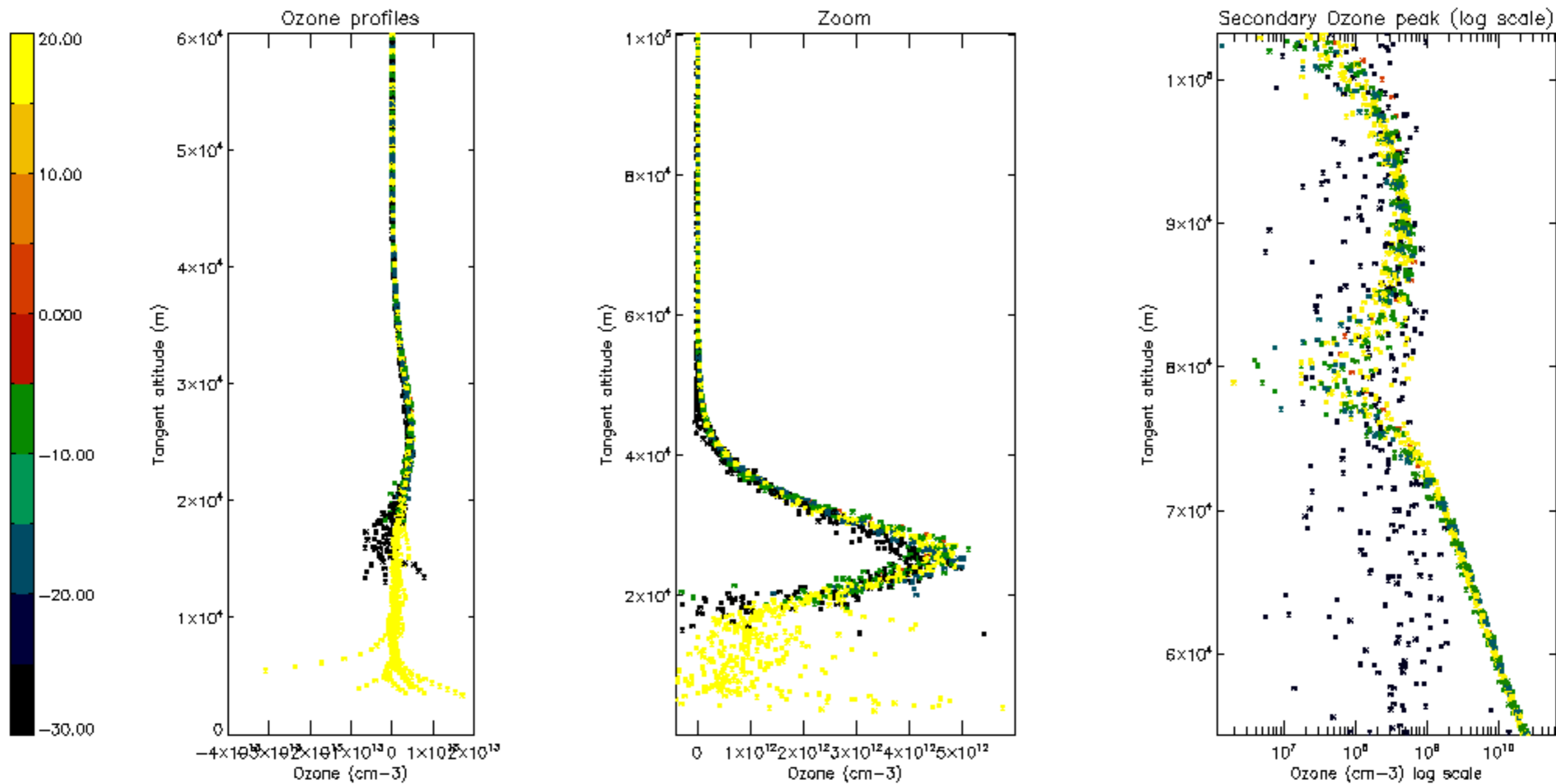


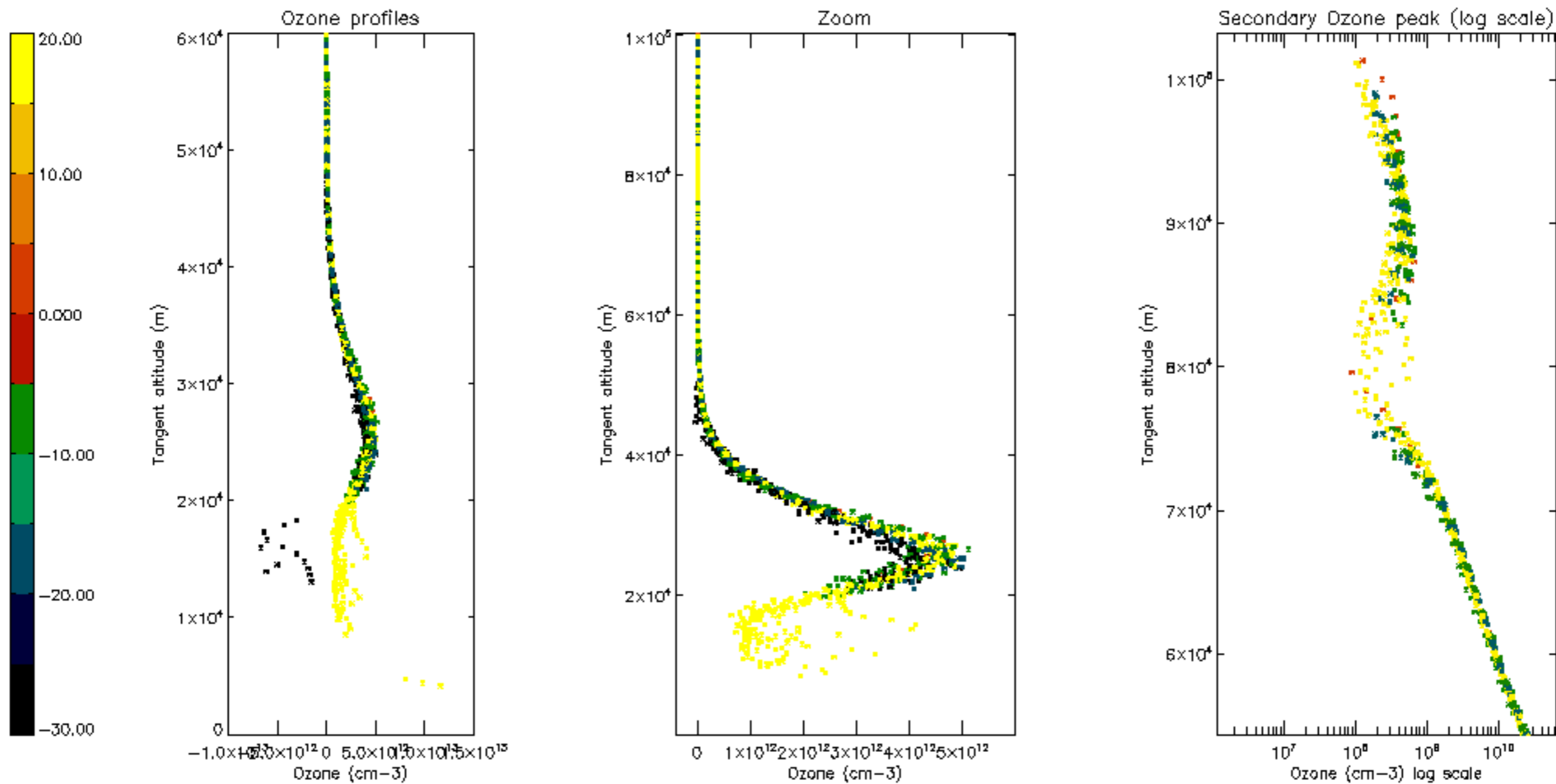
Percentage of star falling outside central band per profile

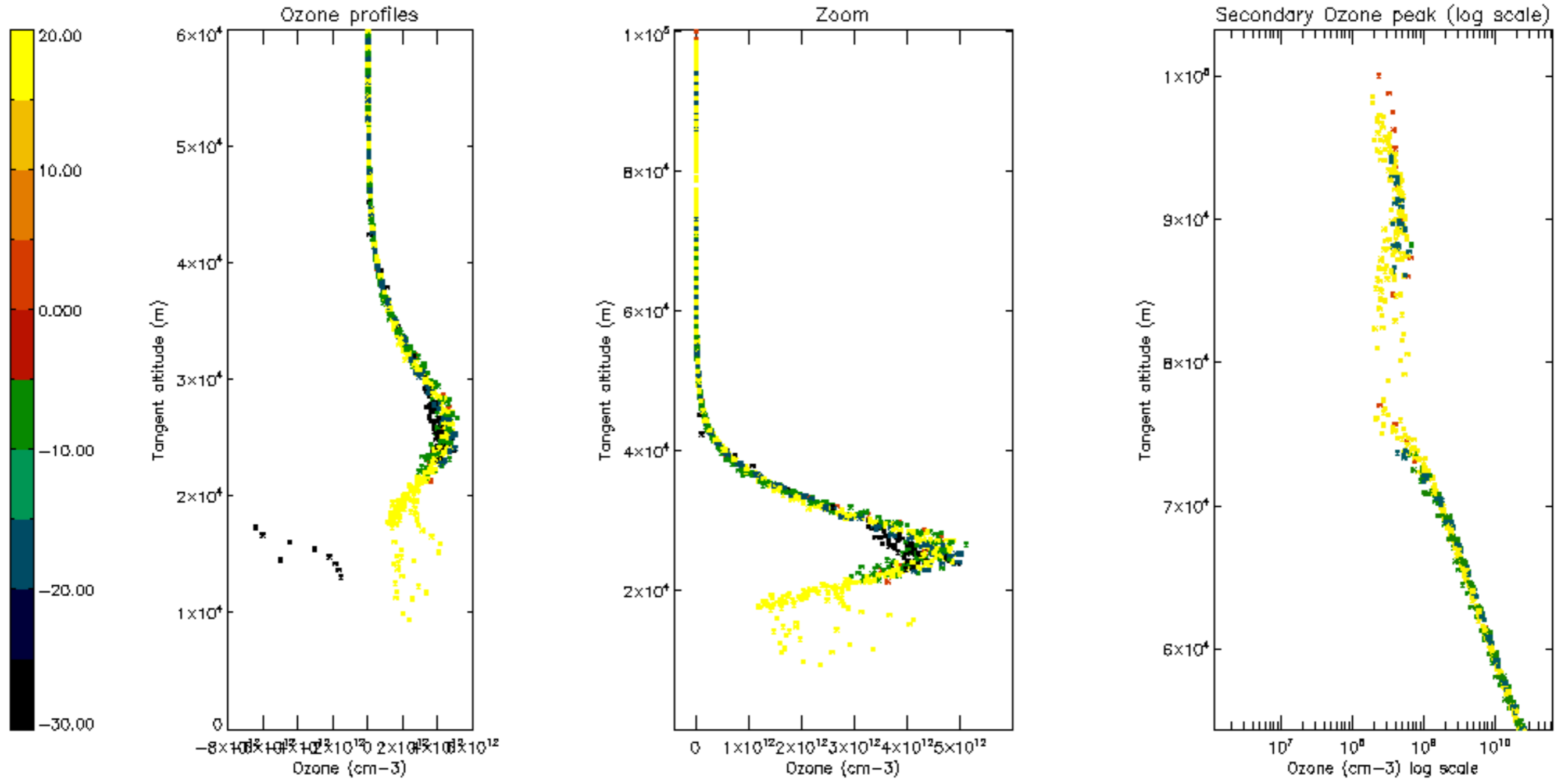


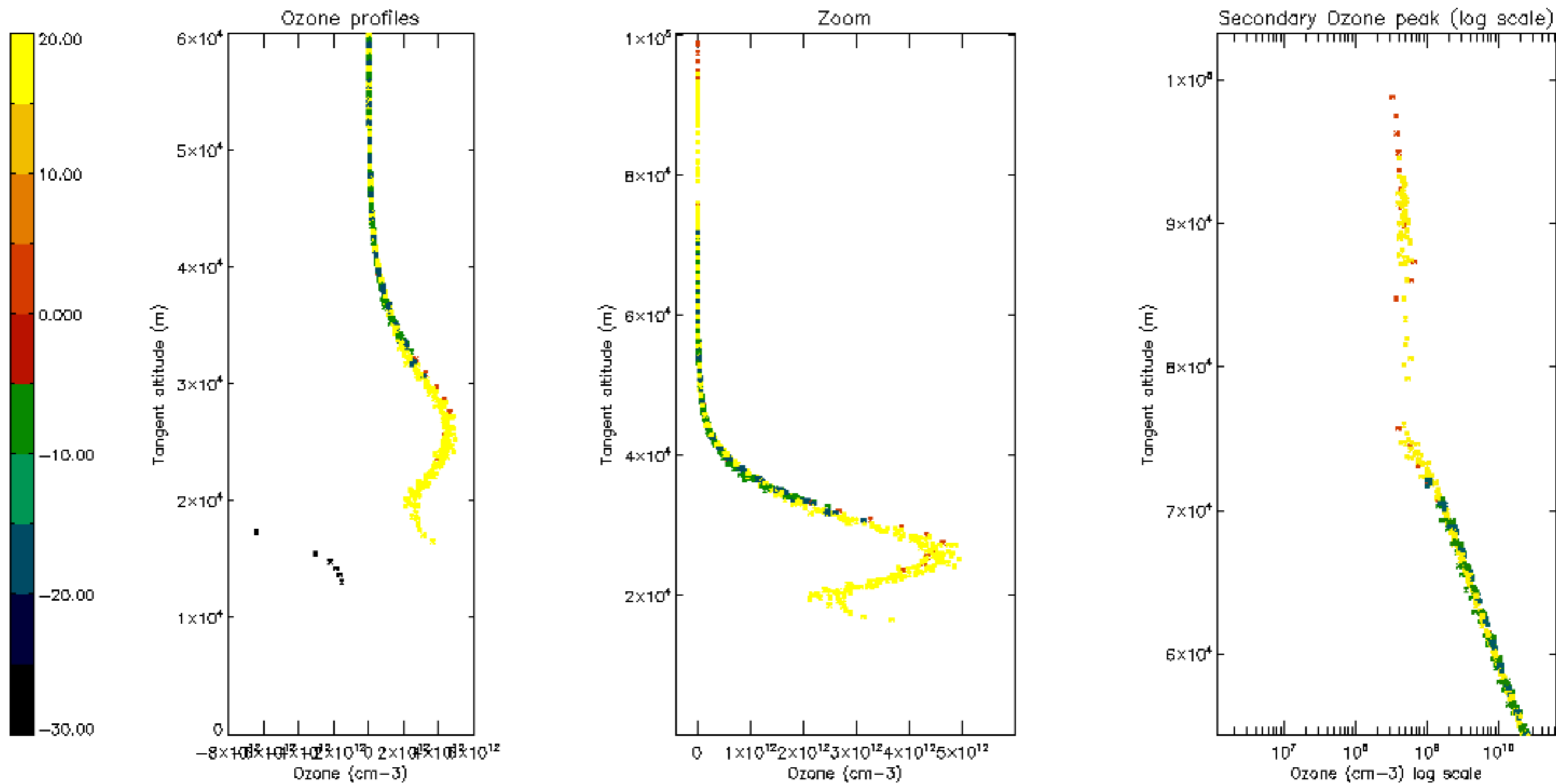
Percentage of saturation errors per profile

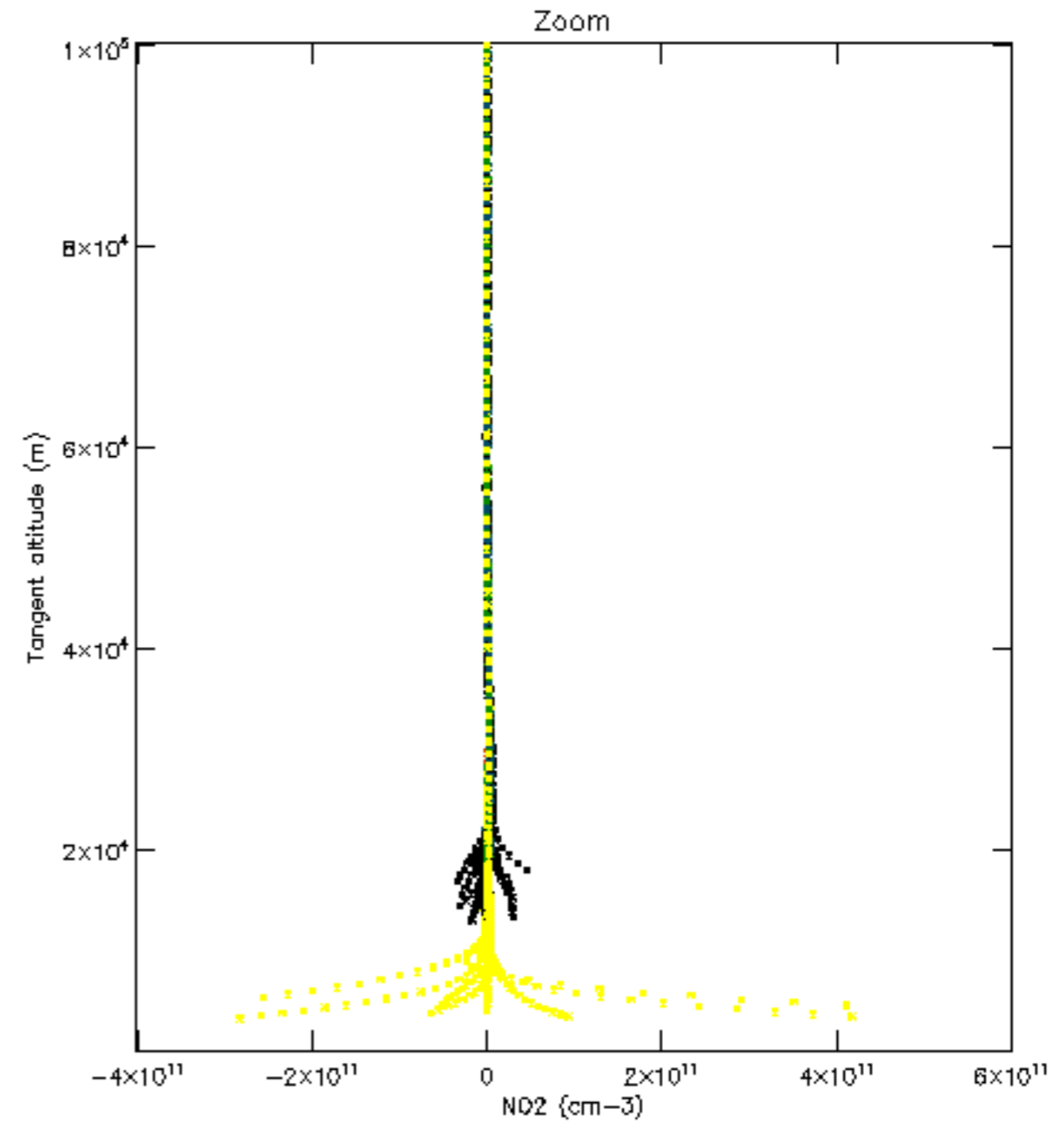
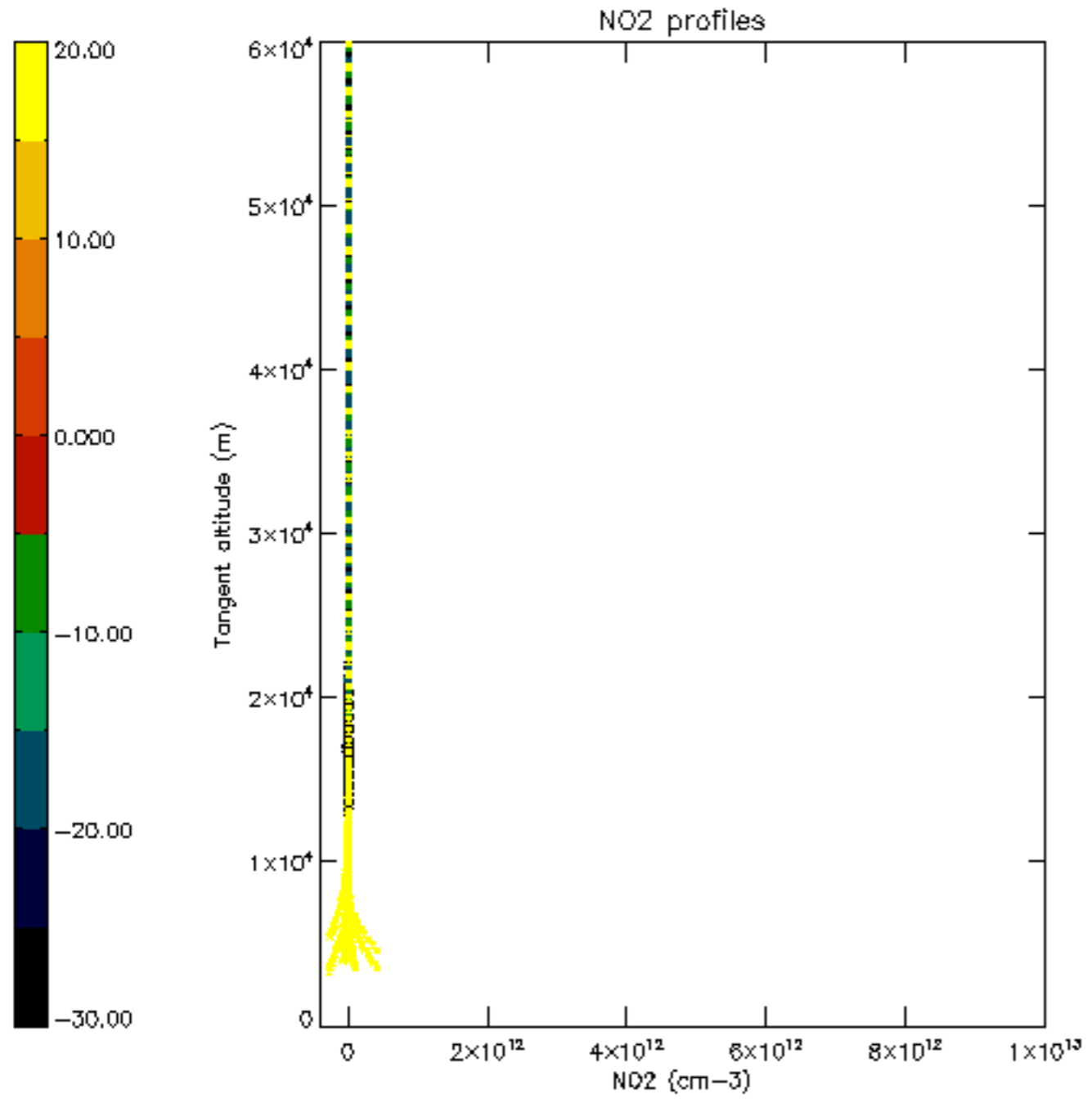


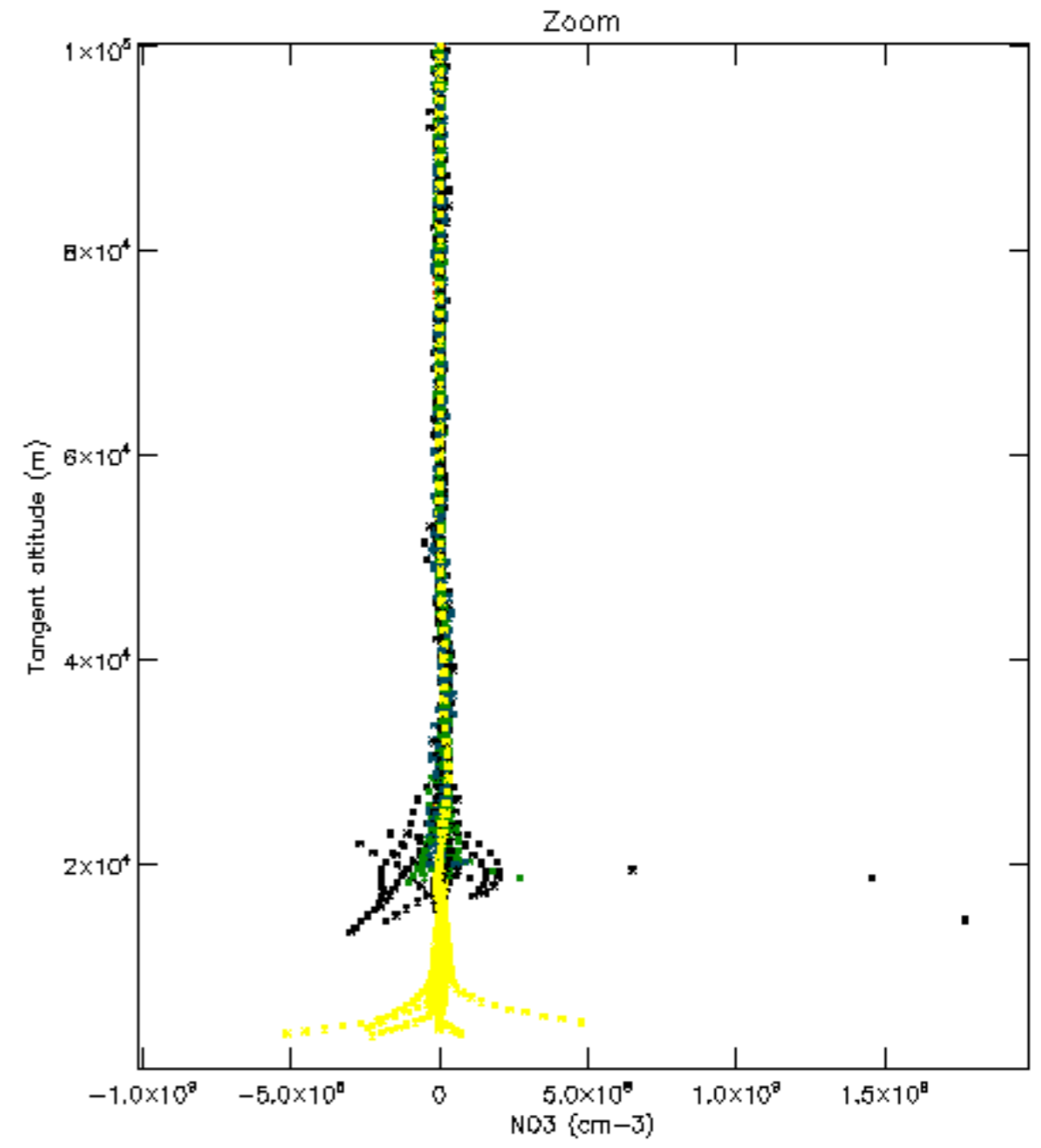
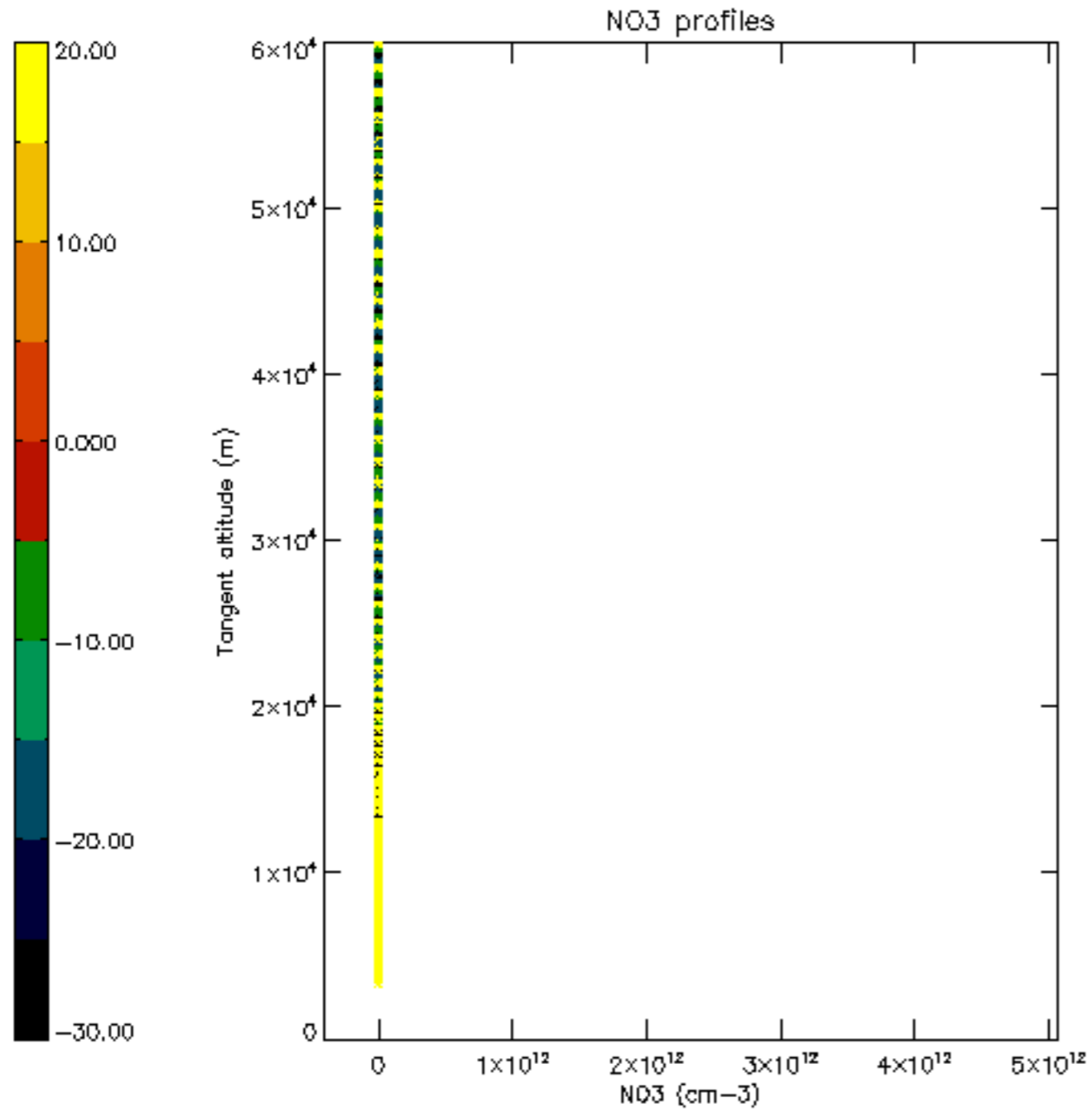


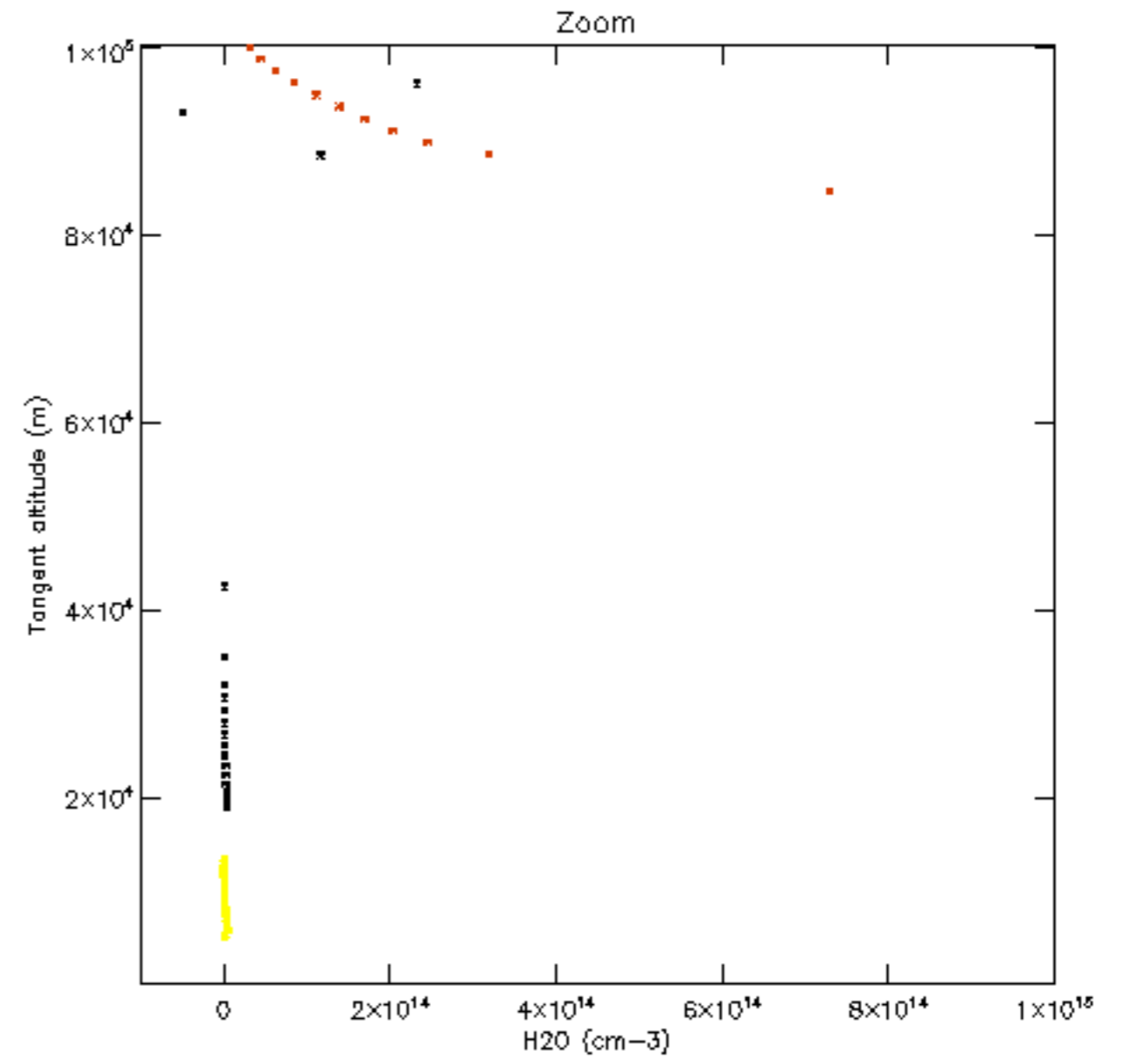
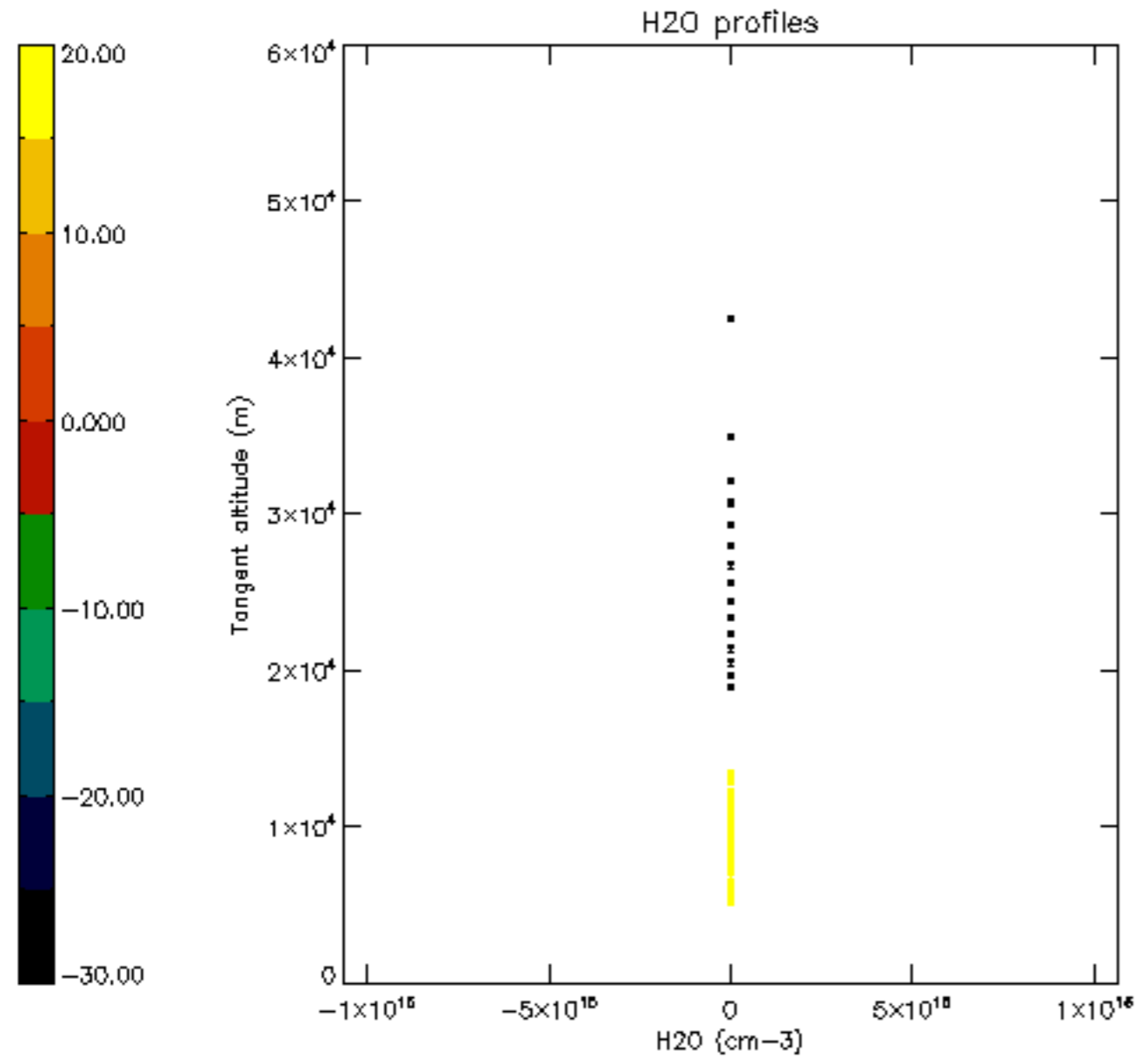


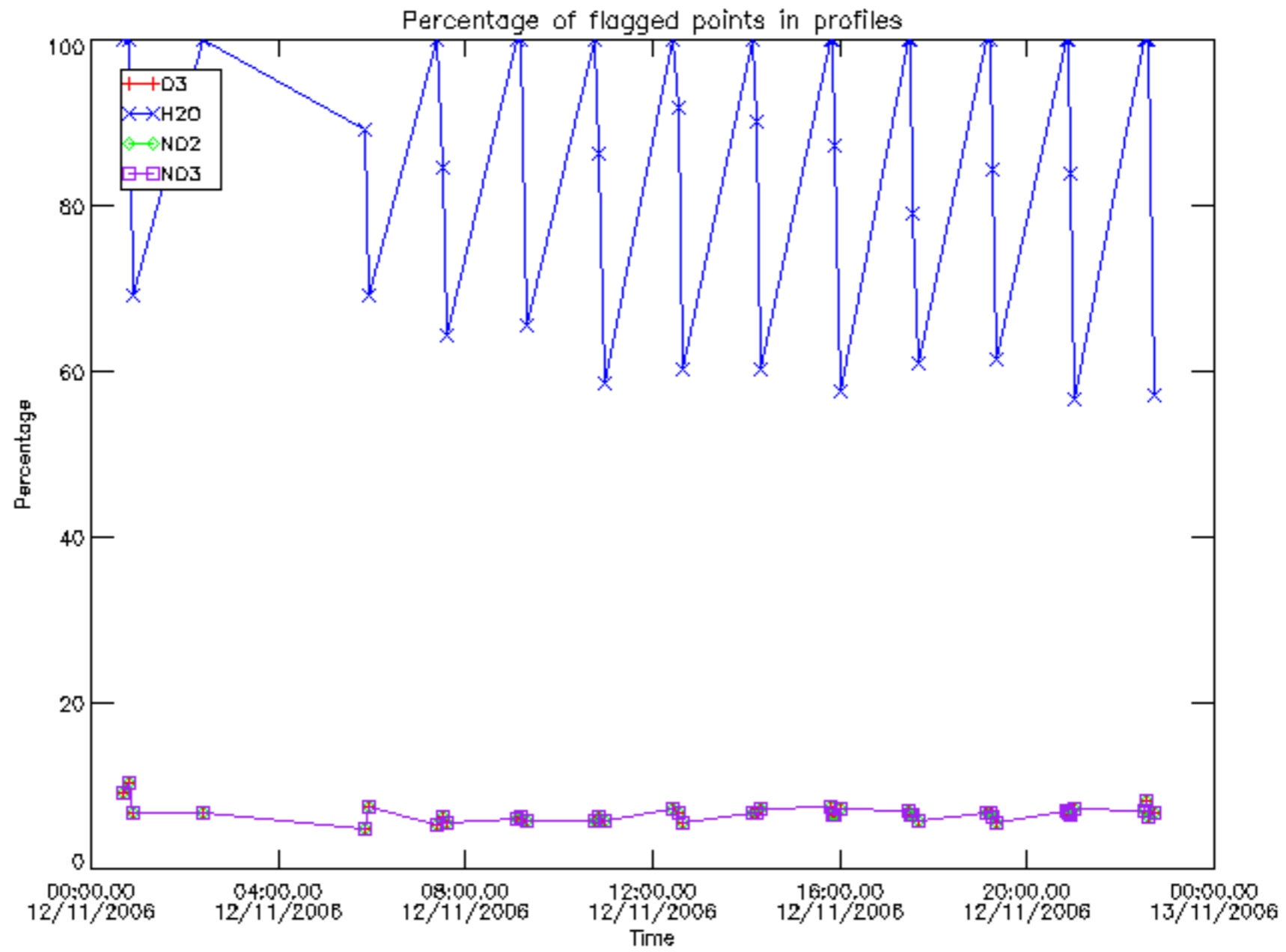




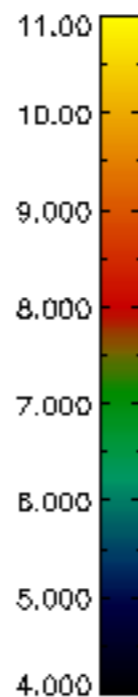
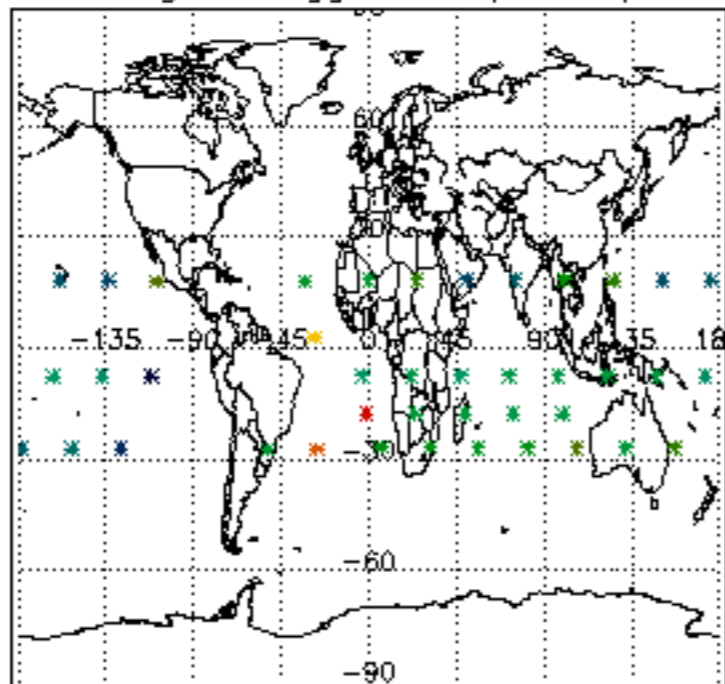




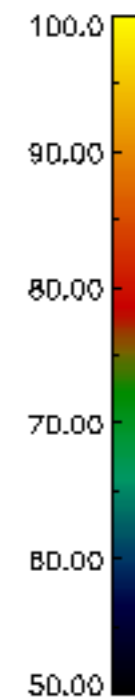
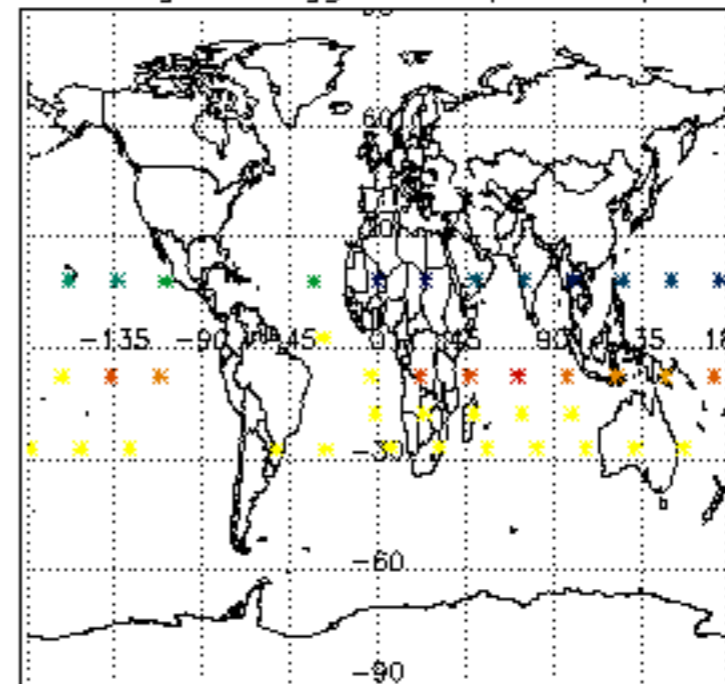




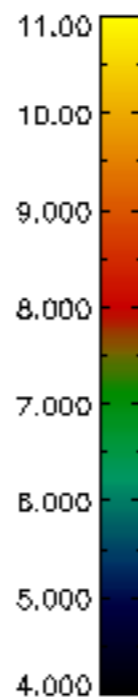
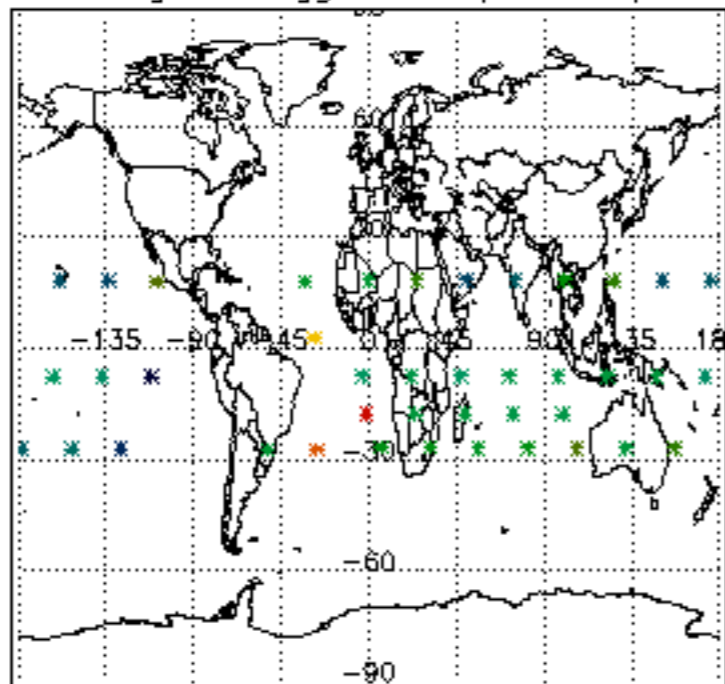
Percentage of flagged data per D3 profile



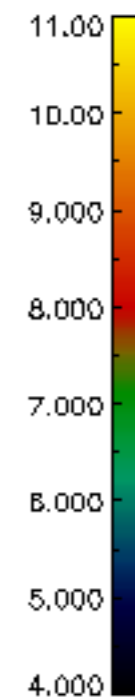
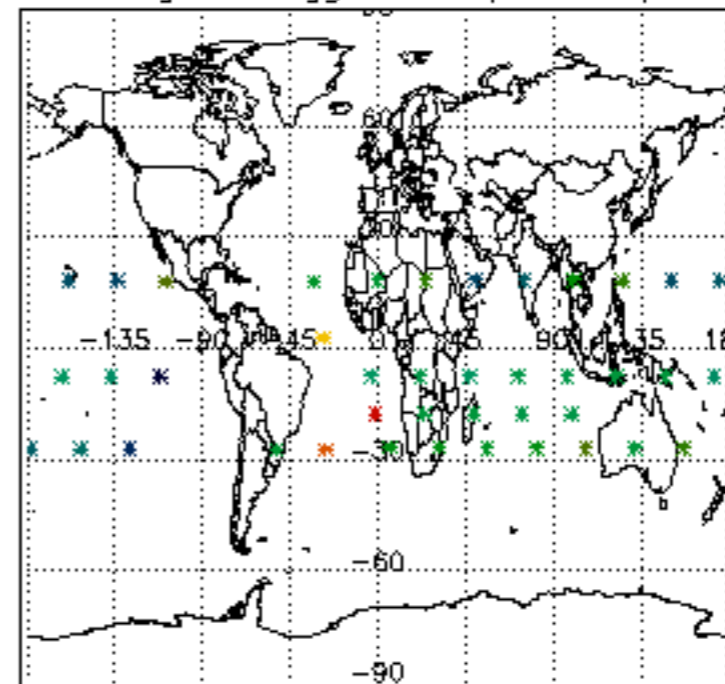
Percentage of flagged data per H2O profile

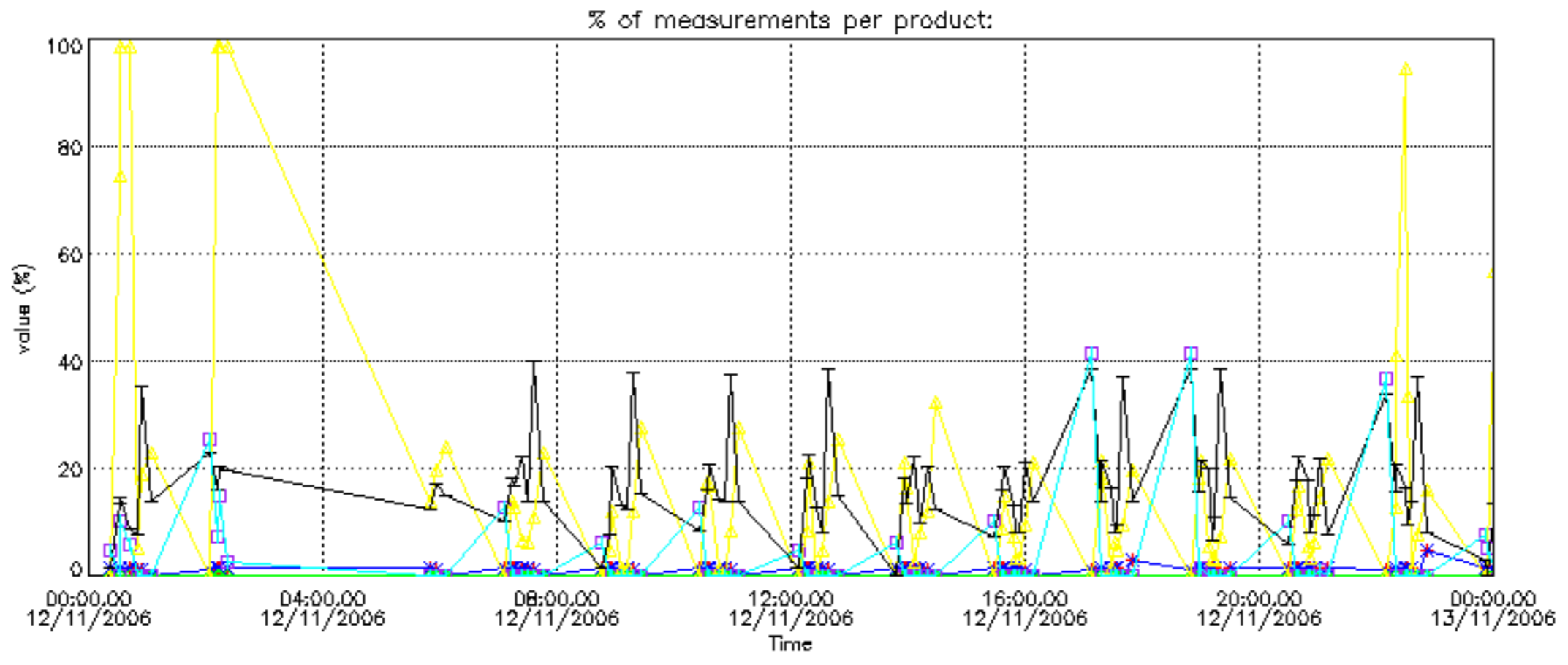


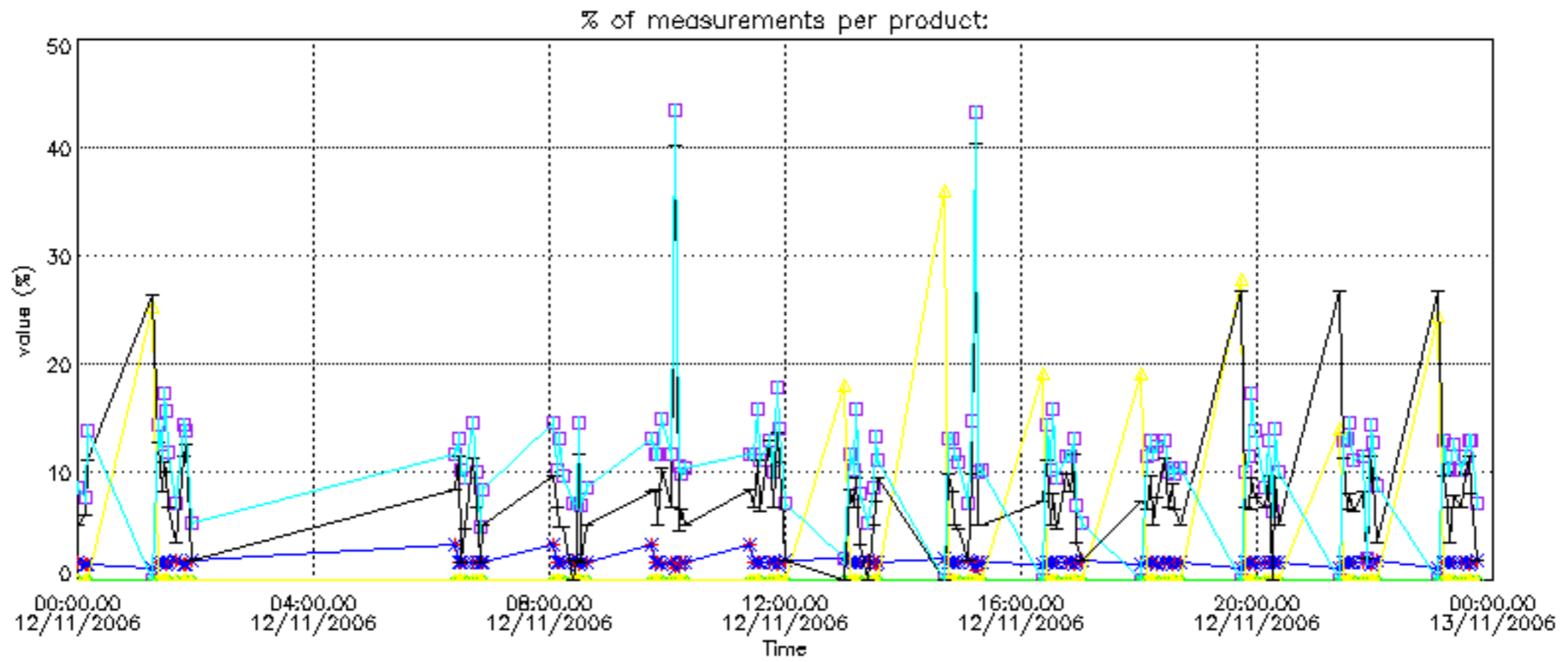
Percentage of flagged data per NO2 profile



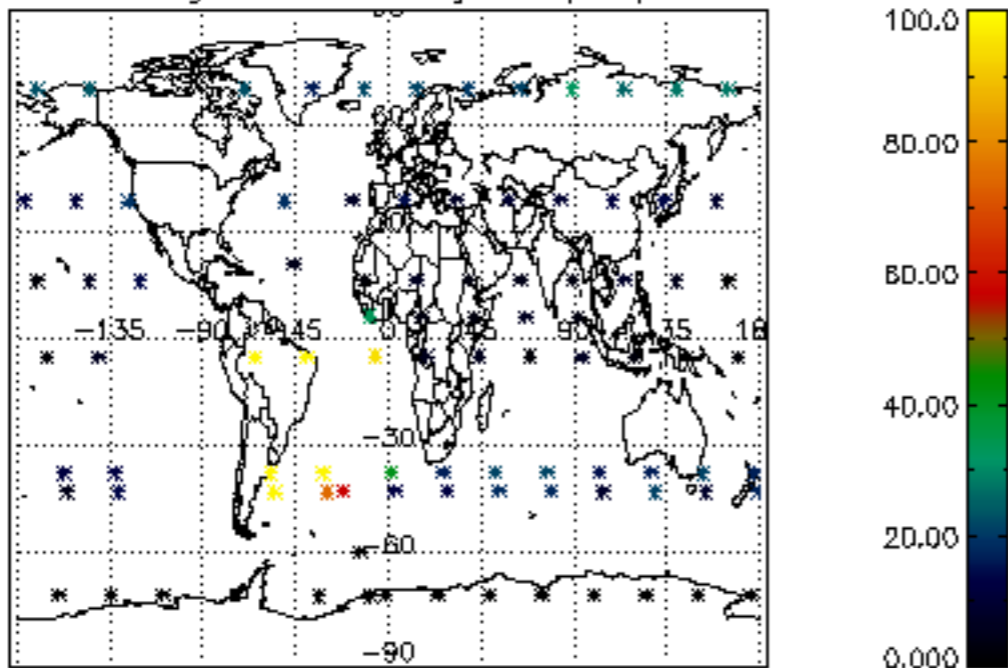
Percentage of flagged data per NO3 profile



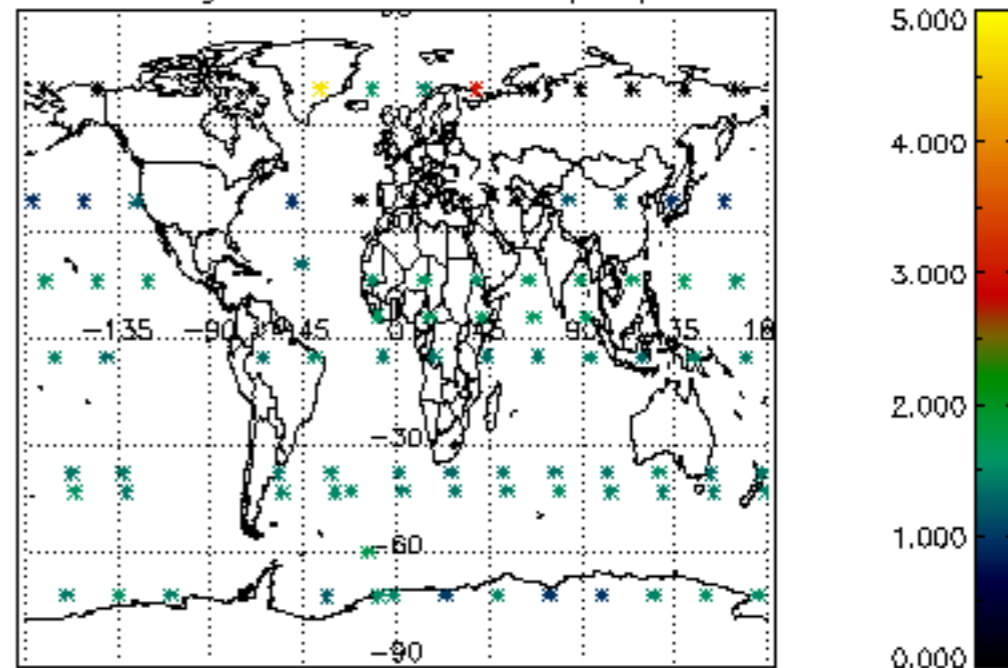




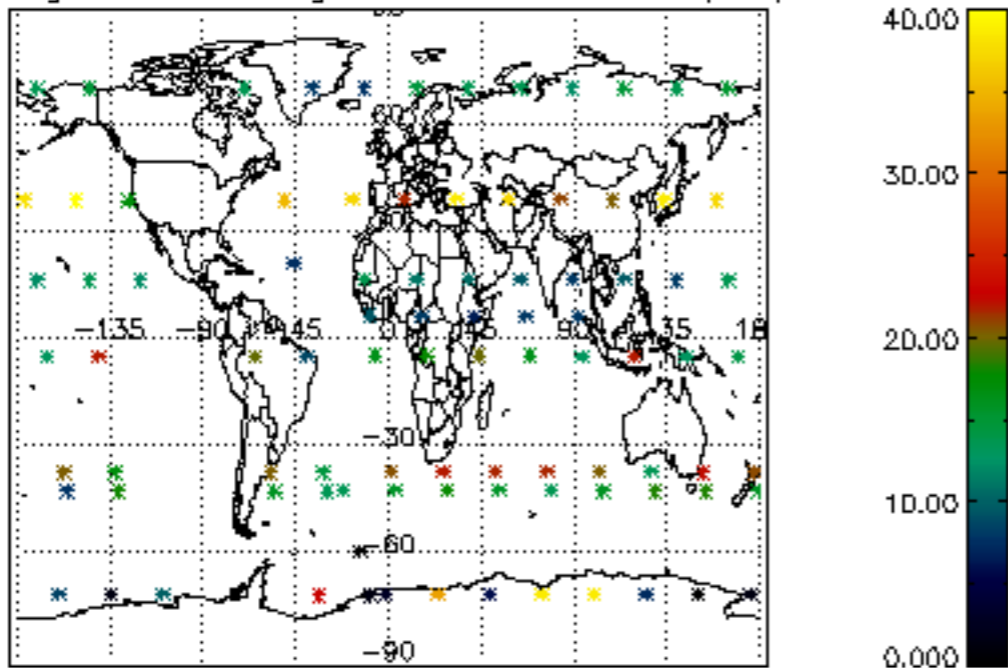
Percentage of cosmic ray hits per profile



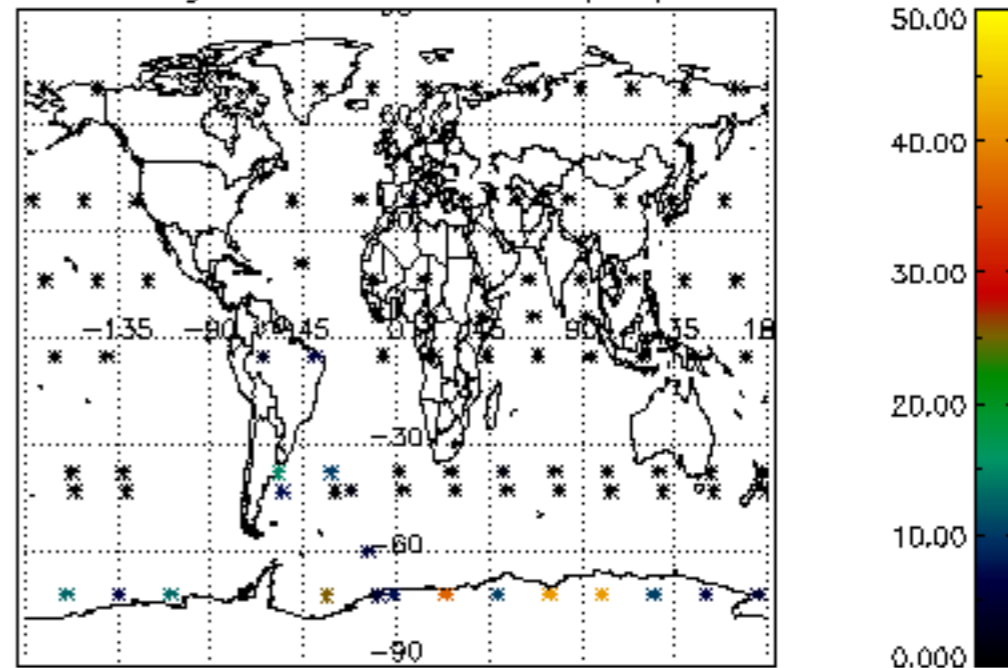
Percentage of datation errors per profile



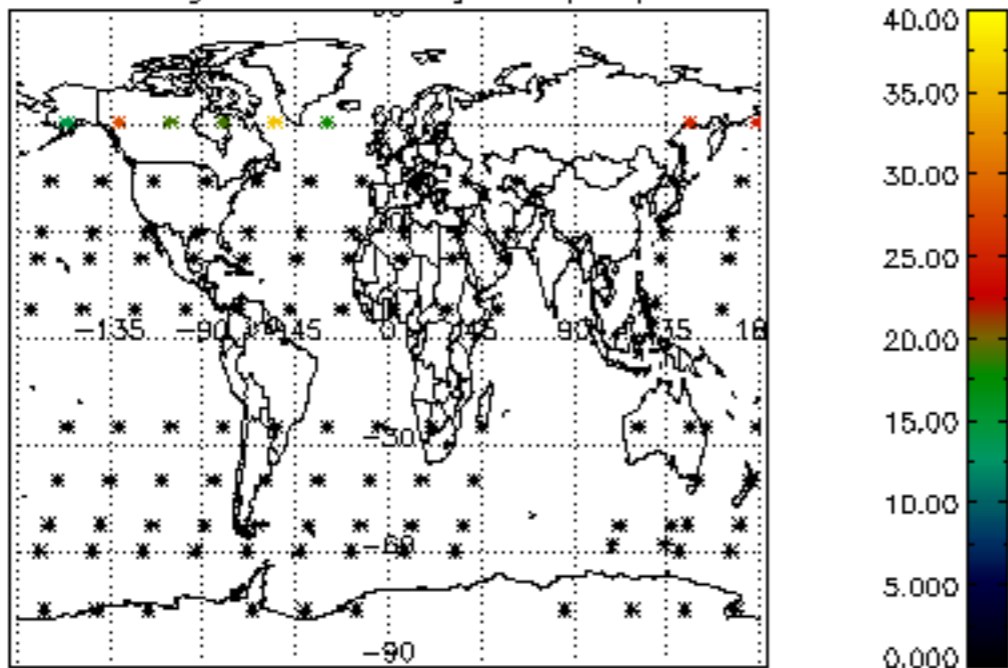
Percentage of star falling outside central band per profile



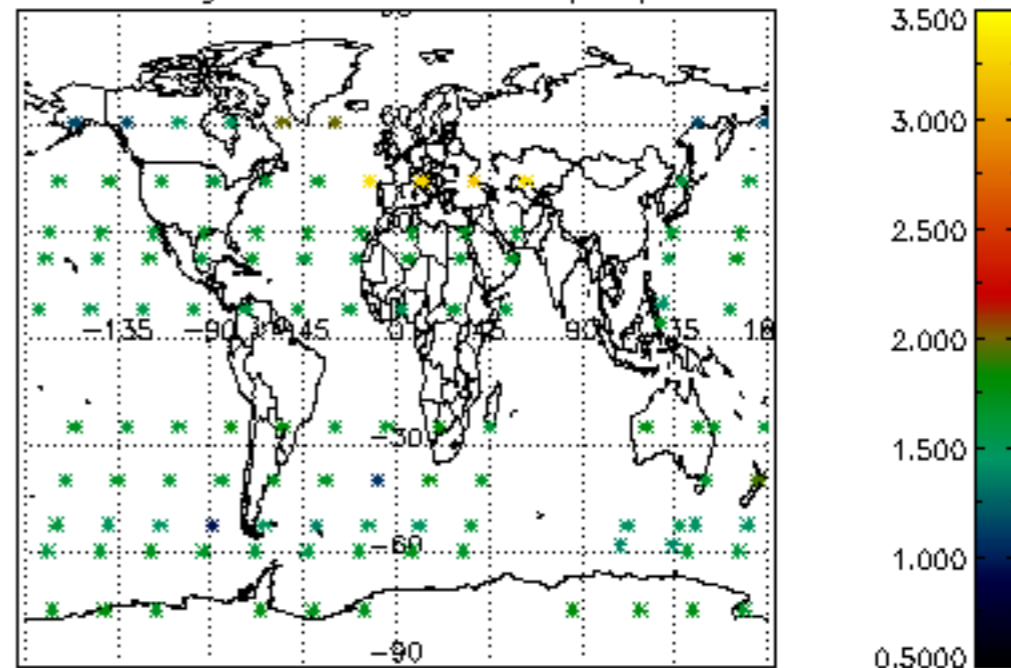
Percentage of saturation errors per profile



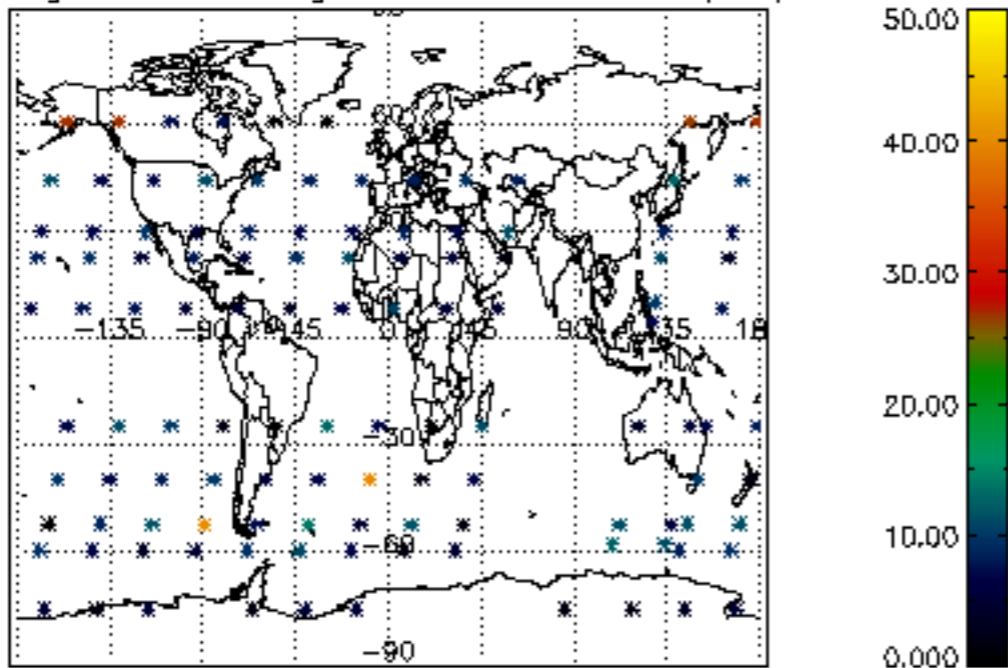
Percentage of cosmic ray hits per profile



Percentage of datation errors per profile



Percentage of star falling outside central band per profile



Percentage of saturation errors per profile

