

GOMOS Level 2 Daily Report

SUMMARY

[1. General Info](#)

[2. Summary of processed GOM_NL_2P products](#)

[3. Level 2 Quality information per product](#)

[3.1 Plot of level 2 quality information per product \(time dependant\)](#)

[3.2 Plot of level 2 quality information per product \(world map\)](#)

[4. Level 1 Quality information per product \(stored on level 2 products\)](#)

[4.1 Plot of level 1 quality information per product \(time dependant\)](#)

[4.1.1 Plot of level 1 quality information per product \(time dependant\): ASCENDING](#)

[4.1.2 Plot of level 1 quality information per product \(time dependant\): DESCENDING](#)

[4.2 Plot of level 1 quality information per product \(world map\)](#)

[4.2.1 Plot of level 1 quality information per product \(world map\): ASCENDING](#)

[4.2.2 Plot of level 1 quality information per product \(world map\): DESCENDING](#)

[5. Ozone profiles based on quality statistics and other trace gas profiles](#)

[5.1 Ozone statistics based on quality of products](#)

[5.2 Plot ozone profiles for all STD \(dark without errors\)](#)

[5.3 Plot ozone profiles where STD < 20% \(dark without errors\)](#)

[5.4. Plot ozone profiles where STD < 10% \(dark without errors\)](#)

[5.5. Plot ozone profiles where STD < 5% \(dark without errors\)](#)

[5.6 Plot NO2 profiles for all STD \(dark without errors\)](#)

[5.7 Plot NO3 profiles for all STD \(dark without errors\)](#)

[5.8 Plot H2O profiles \(only for occultations of stars 1,2,3,4,13,14,16,26,63 dark without errors\) for all STD](#)

[6. Auxiliary Data Files used for the production reported in section 2](#)

This report presents the daily analysis on parameters extracted from GOMOS level 2 data (GOM_NL__2P). It is intended to monitor some important parameters that will impact the quality of these products. A list of level 2 products (and content) that have arrived during the reporting day to the PCF is also given.

Item	Value
Time of report generation	24APR2013 05:44:58
Data source version	GOMOS/6.01
Start time of products	11-11-2006 (11NOV2006 00:00:00)
Stop time of products	12-11-2006 (12NOV2006 00:00:00)
Store outputs in DB	Yes
Nb of level 2 prods	237
Nb of prods with errors	0

2. Summary of processed GOM_NL__2P products.

Nr	Filename	UTC Start time	Limb	Duration	Star Id	Star Name	Star Mag	Star Temp	Nb Meas	Orbit	Prod. error
1	GOM_NL__2PRFIN20061111_000738_000000442052_00460_24562_3564.N1	11-NOV-2006 00:07:38	Twilight	43.500	94	92Alp Cet	2.5260	3100.0	87	24562	No
2	GOM_NL__2PRFIN20061111_001218_000000312052_00460_24562_3565.N1	11-NOV-2006 00:12:18	Bright	30.500	105	6Bet Ari	2.6450	8900.0	61	24562	No
3	GOM_NL__2PRFIN20061111_001626_000000322052_00460_24562_3566.N1	11-NOV-2006 00:16:26	Bright	31.500	173	4Bet Tri	3.0040	8900.0	63	24562	No
4	GOM_NL__2PRFIN20061111_001829_000000322052_00460_24562_3567.N1	11-NOV-2006 00:18:29	Bright	31.500	73	57Gam1And	2.2600	13100.0	63	24562	No
5	GOM_NL__2PRFIN20061111_002201_000000332052_00460_24562_3568.N1	11-NOV-2006 00:22:01	Bright	33.000	35	33Alp Per	1.7950	6250.0	66	24562	No
6	GOM_NL__2PRFIN20061111_002326_000000282052_00460_24562_3569.N1	11-NOV-2006 00:23:26	Bright	27.500	110	37Del Cas	2.6780	8900.0	55	24562	No
7	GOM_NL__2PRFIN20061111_003138_000000302052_00460_24562_3570.N1	11-NOV-2006 00:31:38	Bright	30.000	49	1Alp UMi	1.9900	6300.0	60	24562	No
8	GOM_NL__2PRFIN20061111_003931_000000352052_00460_24562_3571.N1	11-NOV-2006 00:39:31	Bright	34.500	36	50Alp UMa	1.8000	6300.0	69	24562	No
9	GOM_NL__2PRFIN20061111_004109_000000332052_00460_24562_3572.N1	11-NOV-2006 00:41:09	Bright	32.500	82	48Bet UMa	2.3650	10600.0	65	24562	No
10	GOM_NL__2PRFIN20061111_004504_000000362052_00460_24562_3573.N1	11-NOV-2006 00:45:04	Bright	36.000	174	52Psi UMa	3.0040	4400.0	72	24562	No
11	GOM_NL__2PRFIN20061111_004637_000000292052_00460_24562_3574.N1	11-NOV-2006 00:46:37	Bright	29.000	152	12Alp2CVn	2.8900	11000.0	58	24562	No
12	GOM_NL__2PRFIN20061111_005422_000000322052_00460_24562_3575.N1	11-NOV-2006 00:54:22	Bright	32.000	62	94Bet Leo	2.1360	9700.0	64	24562	No
13	GOM_NL__2PRFIN20061111_010423_000000352052_00460_24562_3576.N1	11-NOV-2006 01:04:23	Twilight	34.500	171	2Eps Crv	3.0010	4250.0	69	24562	No
14	GOM_NL__2PRFIN20061111_011327_000000392052_00460_24562_3577.N1	11-NOV-2006 01:13:27	Dark	38.500	113	Mu Vel	2.6920	5000.0	77	24562	No
15	GOM_NL__2PRFIN20061111_012045_000000402052_00461_24563_3561.N1	11-NOV-2006 01:20:45	Dark	40.000	34	Gam2Vel	1.7930	23000.0	80	24563	No
16	GOM_NL__2PRFIN20061111_012541_000000412052_00461_24563_3562.N1	11-NOV-2006 01:25:41	Dark	40.500	2	Alp Car	-0.73600	7000.0	81	24563	No
17	GOM_NL__2PRFIN20061111_013455_000000342052_00461_24563_3563.N1	11-NOV-2006 01:34:55	Straylight	33.500	157	The1Eri	2.9060	9300.0	67	24563	No
18	GOM_NL__2PRFIN20061111_014814_000000442052_00461_24563_3564.N1	11-NOV-2006 01:48:14	Twilight	44.000	94	92Alp Cet	2.5260	3100.0	88	24563	No
19	GOM_NL__2PRFIN20061111_015254_000000312052_00461_24563_3565.N1	11-NOV-2006 01:52:54	Bright	31.000	105	6Bet Ari	2.6450	8900.0	62	24563	No
20	GOM_NL__2PRFIN20061111_015701_000000302052_00461_24563_3566.N1	11-NOV-2006 01:57:01	Bright	30.000	173	4Bet Tri	3.0040	8900.0	60	24563	No
21	GOM_NL__2PRFIN20061111_015905_000000322052_00461_24563_3567.N1	11-NOV-2006 01:59:05	Bright	32.000	73	57Gam1And	2.2600	13100.0	64	24563	No
22	GOM_NL__2PRFIN20061111_020236_000000352052_00461_24563_3568.N1	11-NOV-2006 02:02:36	Bright	35.000	35	33Alp Per	1.7950	6250.0	70	24563	No
23	GOM_NL__2PRFIN20061111_020402_000000302052_00461_24563_3569.N1	11-NOV-2006 02:04:02	Bright	29.500	110	37Del Cas	2.6780	8900.0	59	24563	No
24	GOM_NL__2PRFIN20061111_021214_000000302052_00461_24563_3570.N1	11-NOV-2006 02:12:14	Bright	30.000	49	1Alp UMi	1.9900	6300.0	60	24563	No
25	GOM_NL__2PRFIN20061111_022007_000000352052_00461_24563_3571.N1	11-NOV-2006 02:20:07	Bright	35.000	36	50Alp UMa	1.8000	6300.0	70	24563	No
26	GOM_NL__2PRFIN20061111_022145_000000532052_00461_24563_3572.N1	11-NOV-2006 02:21:45	Bright	53.000	82	48Bet UMa	2.3650	10600.0	106	24563	No
27	GOM_NL__2PRFIN20061111_022540_000000352052_00461_24563_3573.N1	11-NOV-2006 02:25:40	Bright	35.000	174	52Psi UMa	3.0040	4400.0	70	24563	No
28	GOM_NL__2PRFIN20061111_022713_000000292052_00461_24563_3574.N1	11-NOV-2006 02:27:13	Bright	29.000	152	12Alp2CVn	2.8900	11000.0	58	24563	No
29	GOM_NL__2PRFIN20061111_023458_000000342052_00461_24563_3575.N1	11-NOV-2006 02:34:58	Bright	34.000	62	94Bet Leo	2.1360	9700.0	68	24563	No
30	GOM_NL__2PRFIN20061111_024459_000000342052_00461_24563_3576.N1	11-NOV-2006 02:44:59	Twilight	34.000	171	2Eps Crv	3.0010	4250.0	68	24563	No
31	GOM_NL__2PRFIN20061111_025404_000000352052_00461_24563_3577.N1	11-NOV-2006 02:54:04	Dark	35.000	113	Mu Vel	2.6920	5000.0	70	24563	No
32	GOM_NL__2PRFIN20061111_030122_000000422052_00462_24564_3563.N1	11-NOV-2006 03:01:22	Dark	42.000	34	Gam2Vel	1.7930	23000.0	84	24564	No
33	GOM_NL__2PRFIN20061111_030618_000000552052_00462_24564_3564.N1	11-NOV-2006 03:06:18	Dark	55.000	2	Alp Car	-0.73600	7000.0	110	24564	No
34	GOM_NL__2PRFIN20061111_031531_000000332052_00462_24564_3565.N1	11-NOV-2006 03:15:31	Straylight	32.500	157	The1Eri	2.9060	9300.0	65	24564	No
35	GOM_NL__2PRFIN20061111_050926_000000432052_00463_24565_3563.N1	11-NOV-2006 05:09:26	Twilight	42.500	94	92Alp Cet	2.5260	3100.0	85	24565	No
36	GOM_NL__2PRFIN20061111_051406_000000322052_00463_24565_3564.N1	11-NOV-2006 05:14:06	Bright	32.000	105	6Bet Ari	2.6450	8900.0	64	24565	No
37	GOM_NL__2PRFIN20061111_051813_000000312052_00463_24565_3565.N1	11-NOV-2006 05:18:13	Bright	31.000	173	4Bet Tri	3.0040	8900.0	62	24565	No
38	GOM_NL__2PRFIN20061111_052017_000000332052_00463_24565_3566.N1	11-NOV-2006 05:20:17	Bright	32.500	73	57Gam1And	2.2600	13100.0	65	24565	No
39	GOM_NL__2PRFIN20061111_052347_000000332052_00463_24565_3567.N1	11-NOV-2006 05:23:47	Bright	33.000	35	33Alp Per	1.7950	6250.0	66	24565	No
40	GOM_NL__2PRFIN20061111_052514_000000342052_00463_24565_3568.N1	11-NOV-2006 05:25:14	Bright	34.000	110	37Del Cas	2.6780	8900.0	68	24565	No
41	GOM_NL__2PRFIN20061111_053326_000000282052_00463_24565_3569.N1	11-NOV-2006 05:33:26	Bright	28.000	49	1Alp UMi	1.9900	6300.0	56	24565	No
42	GOM_NL__2PRFIN20061111_054118_000000312052_00463_24565_3570.N1	11-NOV-2006 05:41:18	Bright	31.000	36	50Alp UMa	1.8000	6300.0	62	24565	No

43	GOM_NL__2PRFIN20061111_054256_000000342052_00463_24565_3571.N1	11-NOV-2006 05:42:56	Bright	33.500	82	48Bet UMa	2.3650	10600.	67	24565	No
44	GOM_NL__2PRFIN20061111_054652_000000352052_00463_24565_3572.N1	11-NOV-2006 05:46:52	Bright	34.500	174	52Psi UMa	3.0040	4400.0	69	24565	No
45	GOM_NL__2PRFIN20061111_054825_000000292052_00463_24565_3573.N1	11-NOV-2006 05:48:25	Bright	28.500	152	12Alp2CVn	2.8900	11000.	57	24565	No
46	GOM_NL__2PRFIN20061111_055611_000000322052_00463_24565_3574.N1	11-NOV-2006 05:56:11	Bright	31.500	62	94Bet Leo	2.1360	9700.0	63	24565	No
47	GOM_NL__2PRFIN20061111_060442_000000332052_00463_24565_3575.N1	11-NOV-2006 06:04:42	Twilight	33.000	100	4Gam Crv	2.5800	13100.	66	24565	No
48	GOM_NL__2PRFIN20061111_060612_000000382052_00463_24565_3576.N1	11-NOV-2006 06:06:12	Twilight	37.500	171	2Eps Crv	3.0010	4250.0	75	24565	No
49	GOM_NL__2PRFIN20061111_061517_000000342052_00463_24565_3577.N1	11-NOV-2006 06:15:17	Dark	34.000	113	Mu Vel	2.6920	5000.0	68	24565	No
50	GOM_NL__2PRFIN20061111_062235_000000402052_00464_24566_3564.N1	11-NOV-2006 06:22:35	Dark	40.000	34	Gam2Vel	1.7930	23000.	80	24566	No
51	GOM_NL__2PRFIN20061111_062731_000000432052_00464_24566_3565.N1	11-NOV-2006 06:27:31	Dark	42.500	2	Alp Car	-0.73600	7000.0	85	24566	No
52	GOM_NL__2PRFIN20061111_063644_000000352052_00464_24566_3566.N1	11-NOV-2006 06:36:44	Straylight	34.500	157	The1Eri	2.9060	9300.0	69	24566	No
53	GOM_NL__2PRFIN20061111_065002_000000392052_00464_24566_3567.N1	11-NOV-2006 06:50:02	Twilight	39.000	94	92Alp Cet	2.5260	3100.0	78	24566	No
54	GOM_NL__2PRFIN20061111_065442_000000312052_00464_24566_3568.N1	11-NOV-2006 06:54:42	Bright	31.000	105	6Bet Ari	2.6450	8900.0	62	24566	No
55	GOM_NL__2PRFIN20061111_065849_000000322052_00464_24566_3569.N1	11-NOV-2006 06:58:49	Bright	31.500	173	4Bet Tri	3.0040	8900.0	63	24566	No
56	GOM_NL__2PRFIN20061111_070053_000000312052_00464_24566_3570.N1	11-NOV-2006 07:00:53	Bright	30.500	73	57Gam1And	2.2600	13100.	61	24566	No
57	GOM_NL__2PRFIN20061111_070423_000000362052_00464_24566_3571.N1	11-NOV-2006 07:04:23	Bright	35.500	35	33Alp Per	1.7950	6250.0	71	24566	No
58	GOM_NL__2PRFIN20061111_070549_000000292052_00464_24566_3572.N1	11-NOV-2006 07:05:49	Bright	29.000	110	37Del Cas	2.6780	8900.0	58	24566	No
59	GOM_NL__2PRFIN20061111_071402_000000292052_00464_24566_3573.N1	11-NOV-2006 07:14:02	Bright	29.000	49	1Alp UMi	1.9900	6300.0	58	24566	No
60	GOM_NL__2PRFIN20061111_072154_000000332052_00464_24566_3574.N1	11-NOV-2006 07:21:54	Bright	33.000	36	50Alp UMa	1.8000	6300.0	66	24566	No
61	GOM_NL__2PRFIN20061111_072332_000000342052_00464_24566_3575.N1	11-NOV-2006 07:23:32	Bright	33.500	82	48Bet UMa	2.3650	10600.	67	24566	No
62	GOM_NL__2PRFIN20061111_072727_000000352052_00464_24566_3576.N1	11-NOV-2006 07:27:27	Bright	34.500	174	52Psi UMa	3.0040	4400.0	69	24566	No
63	GOM_NL__2PRFIN20061111_072901_000000292052_00464_24566_3577.N1	11-NOV-2006 07:29:01	Bright	29.000	152	12Alp2CVn	2.8900	11000.	58	24566	No
64	GOM_NL__2PRFIN20061111_073647_000000522052_00464_24566_3578.N1	11-NOV-2006 07:36:47	Bright	52.000	62	94Bet Leo	2.1360	9700.0	104	24566	No
65	GOM_NL__2PRFIN20061111_074518_000000352052_00464_24566_3579.N1	11-NOV-2006 07:45:18	Twilight	35.000	100	4Gam Crv	2.5800	13100.	70	24566	No
66	GOM_NL__2PRFIN20061111_074648_000000372052_00464_24566_3580.N1	11-NOV-2006 07:46:48	Twilight	37.000	171	2Eps Crv	3.0010	4250.0	74	24566	No
67	GOM_NL__2PRFIN20061111_075553_000000392052_00464_24566_3581.N1	11-NOV-2006 07:55:53	Dark	38.500	113	Mu Vel	2.6920	5000.0	77	24566	No
68	GOM_NL__2PRFIN20061111_080312_000000412052_00465_24567_3564.N1	11-NOV-2006 08:03:12	Dark	41.000	34	Gam2Vel	1.7930	23000.	82	24567	No
69	GOM_NL__2PRFIN20061111_080808_000000442052_00465_24567_3565.N1	11-NOV-2006 08:08:08	Dark	44.000	2	Alp Car	-0.73600	7000.0	88	24567	No
70	GOM_NL__2PRFIN20061111_081720_000000332052_00465_24567_3566.N1	11-NOV-2006 08:17:20	Straylight	33.000	157	The1Eri	2.9060	9300.0	66	24567	No
71	GOM_NL__2PRFIN20061111_083037_000000402052_00465_24567_3567.N1	11-NOV-2006 08:30:37	Twilight	39.500	94	92Alp Cet	2.5260	3100.0	79	24567	No
72	GOM_NL__2PRFIN20061111_083518_000000322052_00465_24567_3568.N1	11-NOV-2006 08:35:18	Bright	31.500	105	6Bet Ari	2.6450	8900.0	63	24567	No
73	GOM_NL__2PRFIN20061111_083925_000000302052_00465_24567_3569.N1	11-NOV-2006 08:39:25	Bright	29.500	173	4Bet Tri	3.0040	8900.0	59	24567	No
74	GOM_NL__2PRFIN20061111_084129_000000322052_00465_24567_3570.N1	11-NOV-2006 08:41:29	Bright	32.000	73	57Gam1And	2.2600	13100.	64	24567	No
75	GOM_NL__2PRFIN20061111_084458_000000352052_00465_24567_3571.N1	11-NOV-2006 08:44:58	Bright	34.500	35	33Alp Per	1.7950	6250.0	69	24567	No
76	GOM_NL__2PRFIN20061111_084625_000000292052_00465_24567_3572.N1	11-NOV-2006 08:46:25	Bright	29.000	110	37Del Cas	2.6780	8900.0	58	24567	No
77	GOM_NL__2PRFIN20061111_085438_000000272052_00465_24567_3573.N1	11-NOV-2006 08:54:38	Bright	26.500	49	1Alp UMi	1.9900	6300.0	53	24567	No
78	GOM_NL__2PRFIN20061111_090229_000000352052_00465_24567_3574.N1	11-NOV-2006 09:02:29	Bright	35.000	36	50Alp UMa	1.8000	6300.0	70	24567	No
79	GOM_NL__2PRFIN20061111_090408_000000322052_00465_24567_3575.N1	11-NOV-2006 09:04:08	Bright	31.500	82	48Bet UMa	2.3650	10600.	63	24567	No
80	GOM_NL__2PRFIN20061111_090803_000000362052_00465_24567_3576.N1	11-NOV-2006 09:08:03	Bright	36.000	174	52Psi UMa	3.0040	4400.0	72	24567	No
81	GOM_NL__2PRFIN20061111_090937_000000282052_00465_24567_3577.N1	11-NOV-2006 09:09:37	Bright	28.000	152	12Alp2CVn	2.8900	11000.	56	24567	No
82	GOM_NL__2PRFIN20061111_091723_000000342052_00465_24567_3578.N1	11-NOV-2006 09:17:23	Bright	33.500	62	94Bet Leo	2.1360	9700.0	67	24567	No
83	GOM_NL__2PRFIN20061111_092554_000000352052_00465_24567_3579.N1	11-NOV-2006 09:25:54	Twilight	35.000	100	4Gam Crv	2.5800	13100.	70	24567	No
84	GOM_NL__2PRFIN20061111_092724_000000362052_00465_24567_3580.N1	11-NOV-2006 09:27:24	Twilight	36.000	171	2Eps Crv	3.0010	4250.0	72	24567	No
85	GOM_NL__2PRFIN20061111_093630_000000342052_00465_24567_3581.N1	11-NOV-2006 09:36:30	Dark	33.500	113	Mu Vel	2.6920	5000.0	67	24567	No
86	GOM_NL__2PRFIN20061111_094349_000000402052_00466_24568_3564.N1	11-NOV-2006 09:43:49	Dark	40.000	34	Gam2Vel	1.7930	23000.	80	24568	No
87	GOM_NL__2PRFIN20061111_094844_000000412052_00466_24568_3565.N1	11-NOV-2006 09:48:44	Dark	40.500	2	Alp Car	-0.73600	7000.0	81	24568	No
88	GOM_NL__2PRFIN20061111_095756_000000332052_00466_24568_3566.N1	11-NOV-2006 09:57:56	Straylight	33.000	157	The1Eri	2.9060	9300.0	66	24568	No
89	GOM_NL__2PRFIN20061111_101113_000000452052_00466_24568_3567.N1	11-NOV-2006 10:11:13	Twilight	44.500	94	92Alp Cet	2.5260	3100.0	89	24568	No
90	GOM_NL__2PRFIN20061111_101554_000000302052_00466_24568_3568.N1	11-NOV-2006 10:15:54	Bright	30.000	105	6Bet Ari	2.6450	8900.0	60	24568	No
91	GOM_NL__2PRFIN20061111_102000_000000312052_00466_24568_3569.N1	11-NOV-2006 10:20:00	Bright	30.500	173	4Bet Tri	3.0040	8900.0	61	24568	No
92	GOM_NL__2PRFIN20061111_102204_000000322052_00466_24568_3570.N1	11-NOV-2006 10:22:04	Bright	32.000	73	57Gam1And	2.2600	13100.	64	24568	No
93	GOM_NL__2PRFIN20061111_102534_000000362052_00466_24568_3571.N1	11-NOV-2006 10:25:34	Bright	36.000	35	33Alp Per	1.7950	6250.0	72	24568	No
94	GOM_NL__2PRFIN20061111_102701_000000302052_00466_24568_3572.N1	11-NOV-2006 10:27:01	Bright	29.500	110	37Del Cas	2.6780	8900.0	59	24568	No
95	GOM_NL__2PRFIN20061111_103514_000000302052_00466_24568_3573.N1	11-NOV-2006 10:35:14	Bright	30.000	49	1Alp UMi	1.9900	6300.0	60	24568	No
96	GOM_NL__2PRFIN20061111_104305_000000342052_00466_24568_3574.N1	11-NOV-2006 10:43:05	Bright	34.000	36	50Alp UMa	1.8000	6300.0	68	24568	No
97	GOM_NL__2PRFIN20061111_104444_000000342052_00466_24568_3575.N1	11-NOV-2006 10:44:44	Bright	33.500	82	48Bet UMa	2.3650	10600.	67	24568	No
98	GOM_NL__2PRFIN20061111_104839_000000372052_00466_24568_3576.N1	11-NOV-2006 10:48:39	Bright	37.000	174	52Psi UMa	3.0040	4400.0	74	24568	No
99	GOM_NL__2PRFIN20061111_105013_000000292052_00466_24568_3577.N1	11-NOV-2006 10:50:13	Bright	29.000	152	12Alp2CVn	2.8900	11000.	58	24568	No
100	GOM_NL__2PRFIN20061111_105759_000000342052_00466_24568_3578.N1	11-NOV-2006 10:57:59	Bright	33.500	62	94Bet Leo	2.1360	9700.0	67	24568	No
101	GOM_NL__2PRFIN20061111_110631_000000352052_00466_24568_3579.N1	11-NOV-2006 11:06:31	Twilight	34.500	100	4Gam Crv	2.5800	13100.	69	24568	No

102	GOM_NL__2PRFIN20061111_110800_000000372052_00466_24568_3580.N1	11-NOV-2006 11:08:00	Twilight	36.500	171	2Eps Crv	3.0010	4250.0	73	24568	No
103	GOM_NL__2PRFIN20061111_111706_000000342052_00466_24568_3581.N1	11-NOV-2006 11:17:06	Dark	34.000	113	Mu Vel	2.6920	5000.0	68	24568	No
104	GOM_NL__2PRFIN20061111_112426_000000402052_00467_24569_3627.N1	11-NOV-2006 11:24:26	Dark	39.500	34	Gam2Vel	1.7930	23000.	79	24569	No
105	GOM_NL__2PRFIN20061111_112921_000000532052_00467_24569_3628.N1	11-NOV-2006 11:29:21	Dark	53.000	2	Alp Car	-0.73600	7000.0	106	24569	No
106	GOM_NL__2PRFIN20061111_113832_000000302052_00467_24569_3629.N1	11-NOV-2006 11:38:32	Straylight	29.500	157	The1Eri	2.9060	9300.0	59	24569	No
107	GOM_NL__2PRFIN20061111_115149_000000452052_00467_24569_3630.N1	11-NOV-2006 11:51:49	Twilight	45.000	94	92Alp Cet	2.5260	3100.0	90	24569	No
108	GOM_NL__2PRFIN20061111_115630_000000312052_00467_24569_3631.N1	11-NOV-2006 11:56:30	Bright	31.000	105	6Bet Ari	2.6450	8900.0	62	24569	No
109	GOM_NL__2PRFIN20061111_120036_000000302052_00467_24569_3632.N1	11-NOV-2006 12:00:36	Bright	30.000	173	4Bet Tri	3.0040	8900.0	60	24569	No
110	GOM_NL__2PRFIN20061111_120240_000000312052_00467_24569_3633.N1	11-NOV-2006 12:02:40	Bright	30.500	73	57Gam1And	2.2600	13100.	61	24569	No
111	GOM_NL__2PRFIN20061111_120609_000000342052_00467_24569_3634.N1	11-NOV-2006 12:06:09	Bright	33.500	35	33Alp Per	1.7950	6250.0	67	24569	No
112	GOM_NL__2PRFIN20061111_120737_000000312052_00467_24569_3635.N1	11-NOV-2006 12:07:37	Bright	31.000	110	37Del Cas	2.6780	8900.0	62	24569	No
113	GOM_NL__2PRFIN20061111_121550_000000312052_00467_24569_3636.N1	11-NOV-2006 12:15:50	Bright	30.500	49	1Alp UMi	1.9900	6300.0	61	24569	No
114	GOM_NL__2PRFIN20061111_122341_000000352052_00467_24569_3637.N1	11-NOV-2006 12:23:41	Bright	34.500	36	50Alp UMa	1.8000	6300.0	69	24569	No
115	GOM_NL__2PRFIN20061111_122519_000000352052_00467_24569_3638.N1	11-NOV-2006 12:25:19	Bright	35.000	82	48Bet UMa	2.3650	10600.	70	24569	No
116	GOM_NL__2PRFIN20061111_122915_000000342052_00467_24569_3639.N1	11-NOV-2006 12:29:15	Bright	33.500	174	52Psi UMa	3.0040	4400.0	67	24569	No
117	GOM_NL__2PRFIN20061111_123836_000000332052_00467_24569_3640.N1	11-NOV-2006 12:38:36	Bright	32.500	62	94Bet Leo	2.1360	9700.0	65	24569	No
118	GOM_NL__2PRFIN20061111_124707_000000372052_00467_24569_3641.N1	11-NOV-2006 12:47:07	Twilight	36.500	100	4Gam Crv	2.5800	13100.	73	24569	No
119	GOM_NL__2PRFIN20061111_124837_000000372052_00467_24569_3642.N1	11-NOV-2006 12:48:37	Twilight	37.000	171	2Eps Crv	3.0010	4250.0	74	24569	No
120	GOM_NL__2PRFIN20061111_125742_000000342052_00467_24569_3643.N1	11-NOV-2006 12:57:42	Dark	33.500	113	Mu Vel	2.6920	5000.0	67	24569	No
121	GOM_NL__2PRFIN20061111_130503_000000402052_00468_24570_3629.N1	11-NOV-2006 13:05:03	Dark	39.500	34	Gam2Vel	1.7930	23000.	79	24570	No
122	GOM_NL__2PRFIN20061111_130958_000000472052_00468_24570_3630.N1	11-NOV-2006 13:09:58	Dark	46.500	2	Alp Car	-0.73600	7000.0	93	24570	No
123	GOM_NL__2PRFIN20061111_131908_000000352052_00468_24570_3631.N1	11-NOV-2006 13:19:08	Straylight	34.500	157	The1Eri	2.9060	9300.0	69	24570	No
124	GOM_NL__2PRFIN20061111_133224_000000442052_00468_24570_3632.N1	11-NOV-2006 13:32:24	Twilight	44.000	94	92Alp Cet	2.5260	3100.0	88	24570	No
125	GOM_NL__2PRFIN20061111_133705_000000302052_00468_24570_3633.N1	11-NOV-2006 13:37:05	Bright	29.500	105	6Bet Ari	2.6450	8900.0	59	24570	No
126	GOM_NL__2PRFIN20061111_134112_000000302052_00468_24570_3634.N1	11-NOV-2006 13:41:12	Bright	30.000	173	4Bet Tri	3.0040	8900.0	60	24570	No
127	GOM_NL__2PRFIN20061111_134316_000000312052_00468_24570_3635.N1	11-NOV-2006 13:43:16	Bright	31.000	73	57Gam1And	2.2600	13100.	62	24570	No
128	GOM_NL__2PRFIN20061111_134645_000000342052_00468_24570_3636.N1	11-NOV-2006 13:46:45	Bright	33.500	35	33Alp Per	1.7950	6250.0	67	24570	No
129	GOM_NL__2PRFIN20061111_134813_000000292052_00468_24570_3637.N1	11-NOV-2006 13:48:13	Bright	29.000	110	37Del Cas	2.6780	8900.0	58	24570	No
130	GOM_NL__2PRFIN20061111_135626_000000292052_00468_24570_3638.N1	11-NOV-2006 13:56:26	Bright	29.000	49	1Alp UMi	1.9900	6300.0	58	24570	No
131	GOM_NL__2PRFIN20061111_140417_000000512052_00468_24570_3639.N1	11-NOV-2006 14:04:17	Bright	51.000	36	50Alp UMa	1.8000	6300.0	102	24570	No
132	GOM_NL__2PRFIN20061111_140555_000000342052_00468_24570_3640.N1	11-NOV-2006 14:05:55	Bright	34.000	82	48Bet UMa	2.3650	10600.	68	24570	No
133	GOM_NL__2PRFIN20061111_140951_000000342052_00468_24570_3641.N1	11-NOV-2006 14:09:51	Bright	34.000	174	52Psi UMa	3.0040	4400.0	68	24570	No
134	GOM_NL__2PRFIN20061111_141125_000000292052_00468_24570_3642.N1	11-NOV-2006 14:11:25	Bright	28.500	152	12Alp2CVn	2.8900	11000.	57	24570	No
135	GOM_NL__2PRFIN20061111_141912_000000332052_00468_24570_3643.N1	11-NOV-2006 14:19:12	Bright	32.500	62	94Bet Leo	2.1360	9700.0	65	24570	No
136	GOM_NL__2PRFIN20061111_142743_000000362052_00468_24570_3644.N1	11-NOV-2006 14:27:43	Twilight	36.000	100	4Gam Crv	2.5800	13100.	72	24570	No
137	GOM_NL__2PRFIN20061111_142913_000000372052_00468_24570_3645.N1	11-NOV-2006 14:29:13	Twilight	36.500	171	2Eps Crv	3.0010	4250.0	73	24570	No
138	GOM_NL__2PRFIN20061111_143819_000000332052_00468_24570_3646.N1	11-NOV-2006 14:38:19	Dark	32.500	113	Mu Vel	2.6920	5000.0	65	24570	No
139	GOM_NL__2PRFIN20061111_144540_000000432052_00469_24571_3629.N1	11-NOV-2006 14:45:40	Dark	42.500	34	Gam2Vel	1.7930	23000.	85	24571	No
140	GOM_NL__2PRFIN20061111_145034_000000412052_00469_24571_3630.N1	11-NOV-2006 14:50:34	Dark	41.000	2	Alp Car	-0.73600	7000.0	82	24571	No
141	GOM_NL__2PRFIN20061111_145945_000000332052_00469_24571_3631.N1	11-NOV-2006 14:59:45	Straylight	32.500	157	The1Eri	2.9060	9300.0	65	24571	No
142	GOM_NL__2PRFIN20061111_151300_000000442052_00469_24571_3632.N1	11-NOV-2006 15:13:00	Twilight	43.500	94	92Alp Cet	2.5260	3100.0	87	24571	No
143	GOM_NL__2PRFIN20061111_151741_000000312052_00469_24571_3633.N1	11-NOV-2006 15:17:41	Bright	30.500	105	6Bet Ari	2.6450	8900.0	61	24571	No
144	GOM_NL__2PRFIN20061111_152148_000000312052_00469_24571_3634.N1	11-NOV-2006 15:21:48	Bright	30.500	173	4Bet Tri	3.0040	8900.0	61	24571	No
145	GOM_NL__2PRFIN20061111_152352_000000312052_00469_24571_3635.N1	11-NOV-2006 15:23:52	Bright	30.500	73	57Gam1And	2.2600	13100.	61	24571	No
146	GOM_NL__2PRFIN20061111_152720_000000342052_00469_24571_3636.N1	11-NOV-2006 15:27:20	Bright	34.000	35	33Alp Per	1.7950	6250.0	68	24571	No
147	GOM_NL__2PRFIN20061111_152849_000000302052_00469_24571_3637.N1	11-NOV-2006 15:28:49	Bright	29.500	110	37Del Cas	2.6780	8900.0	59	24571	No
148	GOM_NL__2PRFIN20061111_153702_000000302052_00469_24571_3638.N1	11-NOV-2006 15:37:02	Bright	29.500	49	1Alp UMi	1.9900	6300.0	59	24571	No
149	GOM_NL__2PRFIN20061111_154452_000000512052_00469_24571_3639.N1	11-NOV-2006 15:44:52	Bright	51.000	36	50Alp UMa	1.8000	6300.0	102	24571	No
150	GOM_NL__2PRFIN20061111_154631_000000342052_00469_24571_3640.N1	11-NOV-2006 15:46:31	Bright	34.000	82	48Bet UMa	2.3650	10600.	68	24571	No
151	GOM_NL__2PRFIN20061111_155027_000000362052_00469_24571_3641.N1	11-NOV-2006 15:50:27	Bright	36.000	174	52Psi UMa	3.0040	4400.0	72	24571	No
152	GOM_NL__2PRFIN20061111_155201_000000382052_00469_24571_3642.N1	11-NOV-2006 15:52:01	Bright	38.000	152	12Alp2CVn	2.8900	11000.	76	24571	No
153	GOM_NL__2PRFIN20061111_155948_000000332052_00469_24571_3643.N1	11-NOV-2006 15:59:48	Bright	32.500	62	94Bet Leo	2.1360	9700.0	65	24571	No
154	GOM_NL__2PRFIN20061111_160820_000000342052_00469_24571_3644.N1	11-NOV-2006 16:08:20	Twilight	33.500	100	4Gam Crv	2.5800	13100.	67	24571	No
155	GOM_NL__2PRFIN20061111_160950_000000352052_00469_24571_3645.N1	11-NOV-2006 16:09:50	Twilight	35.000	171	2Eps Crv	3.0010	4250.0	70	24571	No
156	GOM_NL__2PRFIN20061111_161856_000000442052_00469_24571_3646.N1	11-NOV-2006 16:18:56	Dark	43.500	113	Mu Vel	2.6920	5000.0	87	24571	No
157	GOM_NL__2PRFIN20061111_162617_000000432052_00470_24572_3629.N1	11-NOV-2006 16:26:17	Dark	42.500	34	Gam2Vel	1.7930	23000.	85	24572	No
158	GOM_NL__2PRFIN20061111_163111_000000432052_00470_24572_3630.N1	11-NOV-2006 16:31:11	Dark	43.000	2	Alp Car	-0.73600	7000.0	86	24572	No
159	GOM_NL__2PRFIN20061111_164021_000000342052_00470_24572_3631.N1	11-NOV-2006 16:40:21	Straylight	34.000	157	The1Eri	2.9060	9300.0	68	24572	No
160	GOM_NL__2PRFIN20061111_165336_000000442052_00470_24572_3632.N1	11-NOV-2006 16:53:36	Twilight	44.000	94	92Alp Cet	2.5260	3100.0	88	24572	No

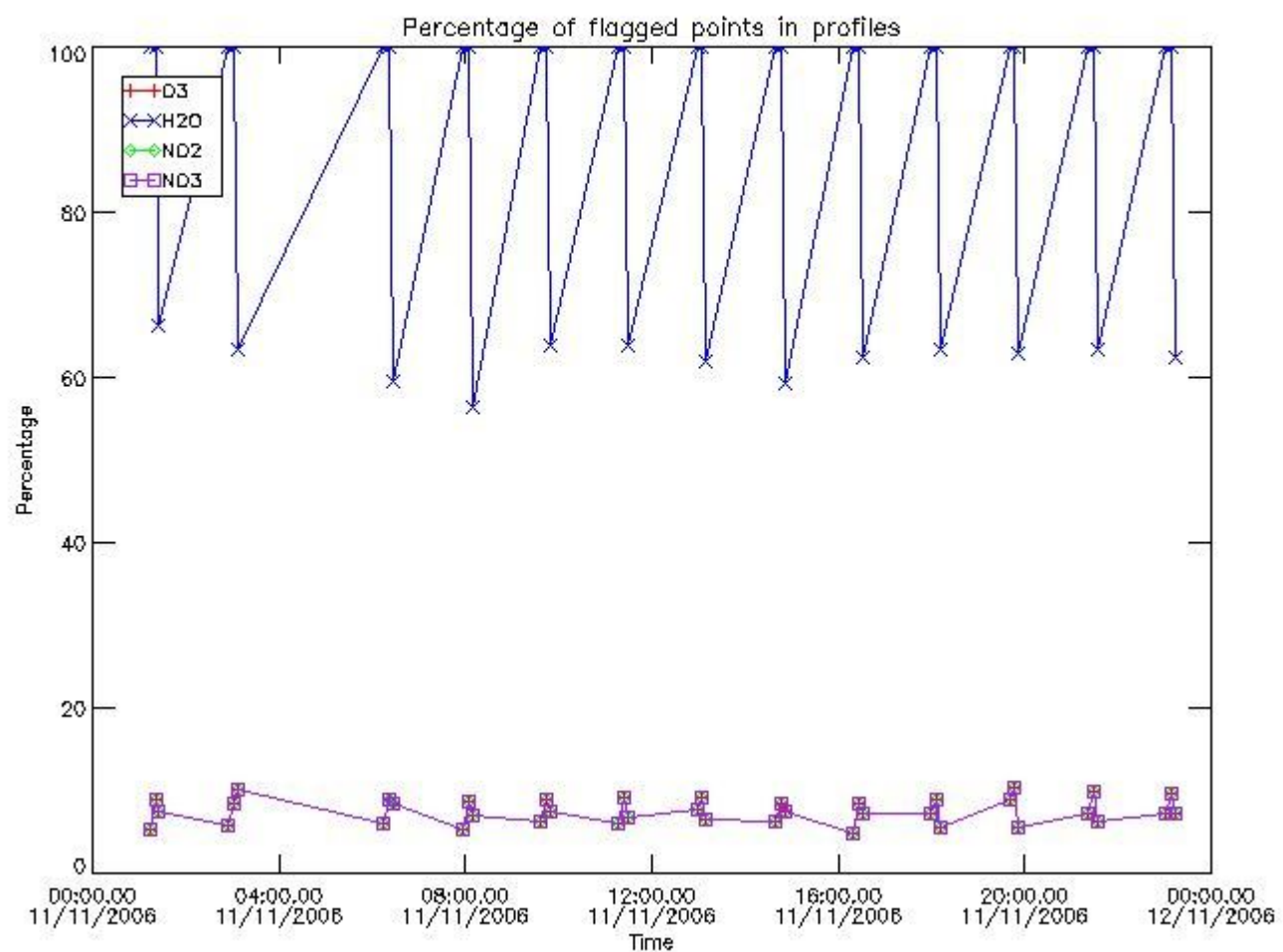
161	GOM_NL__2PRFIN20061111_165817_000000322052_00470_24572_3633.N1	11-NOV-2006 16:58:17	Bright	32.000	105	6Bet Ari	2.6450	8900.0	64	24572	No
162	GOM_NL__2PRFIN20061111_170224_000000312052_00470_24572_3634.N1	11-NOV-2006 17:02:24	Bright	30.500	173	4Bet Tri	3.0040	8900.0	61	24572	No
163	GOM_NL__2PRFIN20061111_170428_000000302052_00470_24572_3635.N1	11-NOV-2006 17:04:28	Bright	29.500	73	57Gam1And	2.2600	13100.	59	24572	No
164	GOM_NL__2PRFIN20061111_170756_000000352052_00470_24572_3636.N1	11-NOV-2006 17:07:56	Bright	35.000	35	33Alp Per	1.7950	6250.0	70	24572	No
165	GOM_NL__2PRFIN20061111_170925_000000292052_00470_24572_3637.N1	11-NOV-2006 17:09:25	Bright	29.000	110	37Del Cas	2.6780	8900.0	58	24572	No
166	GOM_NL__2PRFIN20061111_171738_000000312052_00470_24572_3638.N1	11-NOV-2006 17:17:38	Bright	31.000	49	1Alp UMi	1.9900	6300.0	62	24572	No
167	GOM_NL__2PRFIN20061111_172528_000000352052_00470_24572_3639.N1	11-NOV-2006 17:25:28	Bright	34.500	36	50Alp UMa	1.8000	6300.0	69	24572	No
168	GOM_NL__2PRFIN20061111_172706_000000342052_00470_24572_3640.N1	11-NOV-2006 17:27:06	Bright	34.000	82	48Bet UMa	2.3650	10600.	68	24572	No
169	GOM_NL__2PRFIN20061111_173103_000000352052_00470_24572_3641.N1	11-NOV-2006 17:31:03	Bright	34.500	174	52Psi UMa	3.0040	4400.0	69	24572	No
170	GOM_NL__2PRFIN20061111_173237_000000282052_00470_24572_3642.N1	11-NOV-2006 17:32:37	Bright	28.000	152	12Alp2CVn	2.8900	11000.	56	24572	No
171	GOM_NL__2PRFIN20061111_174024_000000492052_00470_24572_3643.N1	11-NOV-2006 17:40:24	Bright	49.000	62	94Bet Leo	2.1360	9700.0	98	24572	No
172	GOM_NL__2PRFIN20061111_174856_000000342052_00470_24572_3644.N1	11-NOV-2006 17:48:56	Twilight	34.000	100	4Gam Crv	2.5800	13100.	68	24572	No
173	GOM_NL__2PRFIN20061111_175026_000000392052_00470_24572_3645.N1	11-NOV-2006 17:50:26	Twilight	38.500	171	2Eps Crv	3.0010	4250.0	77	24572	No
174	GOM_NL__2PRFIN20061111_175932_000000352052_00470_24572_3646.N1	11-NOV-2006 17:59:32	Dark	35.000	113	Mu Vel	2.6920	5000.0	70	24572	No
175	GOM_NL__2PRFIN20061111_180654_000000412052_00471_24573_3630.N1	11-NOV-2006 18:06:54	Dark	40.500	34	Gam2Vel	1.7930	23000.	81	24573	No
176	GOM_NL__2PRFIN20061111_181148_000000552052_00471_24573_3631.N1	11-NOV-2006 18:11:48	Dark	54.500	2	Alp Car	-0.73600	7000.0	109	24573	No
177	GOM_NL__2PRFIN20061111_182057_000000342052_00471_24573_3632.N1	11-NOV-2006 18:20:57	Straylight	33.500	157	The1Eri	2.9060	9300.0	67	24573	No
178	GOM_NL__2PRFIN20061111_183412_000000422052_00471_24573_3633.N1	11-NOV-2006 18:34:12	Twilight	42.000	94	92Alp Cet	2.5260	3100.0	84	24573	No
179	GOM_NL__2PRFIN20061111_183853_000000322052_00471_24573_3634.N1	11-NOV-2006 18:38:53	Bright	31.500	105	6Bet Ari	2.6450	8900.0	63	24573	No
180	GOM_NL__2PRFIN20061111_184300_000000312052_00471_24573_3635.N1	11-NOV-2006 18:43:00	Bright	31.000	173	4Bet Tri	3.0040	8900.0	62	24573	No
181	GOM_NL__2PRFIN20061111_184503_000000322052_00471_24573_3636.N1	11-NOV-2006 18:45:03	Bright	32.000	73	57Gam1And	2.2600	13100.	64	24573	No
182	GOM_NL__2PRFIN20061111_184831_000000342052_00471_24573_3637.N1	11-NOV-2006 18:48:31	Bright	34.000	35	33Alp Per	1.7950	6250.0	68	24573	No
183	GOM_NL__2PRFIN20061111_185001_000000302052_00471_24573_3638.N1	11-NOV-2006 18:50:01	Bright	29.500	110	37Del Cas	2.6780	8900.0	59	24573	No
184	GOM_NL__2PRFIN20061111_185814_000000302052_00471_24573_3639.N1	11-NOV-2006 18:58:14	Bright	30.000	49	1Alp UMi	1.9900	6300.0	60	24573	No
185	GOM_NL__2PRFIN20061111_190604_000000512052_00471_24573_3640.N1	11-NOV-2006 19:06:04	Bright	51.000	36	50Alp UMa	1.8000	6300.0	102	24573	No
186	GOM_NL__2PRFIN20061111_190742_000000342052_00471_24573_3641.N1	11-NOV-2006 19:07:42	Bright	34.000	82	48Bet UMa	2.3650	10600.	68	24573	No
187	GOM_NL__2PRFIN20061111_191139_000000362052_00471_24573_3642.N1	11-NOV-2006 19:11:39	Bright	35.500	174	52Psi UMa	3.0040	4400.0	71	24573	No
188	GOM_NL__2PRFIN20061111_191313_000000292052_00471_24573_3643.N1	11-NOV-2006 19:13:13	Bright	28.500	152	12Alp2CVn	2.8900	11000.	57	24573	No
189	GOM_NL__2PRFIN20061111_192101_000000512052_00471_24573_3644.N1	11-NOV-2006 19:21:01	Bright	50.500	62	94Bet Leo	2.1360	9700.0	101	24573	No
190	GOM_NL__2PRFIN20061111_192932_000000372052_00471_24573_3645.N1	11-NOV-2006 19:29:32	Twilight	36.500	100	4Gam Crv	2.5800	13100.	73	24573	No
191	GOM_NL__2PRFIN20061111_193102_000000382052_00471_24573_3646.N1	11-NOV-2006 19:31:02	Twilight	37.500	171	2Eps Crv	3.0010	4250.0	75	24573	No
192	GOM_NL__2PRFIN20061111_194008_000000352052_00471_24573_3647.N1	11-NOV-2006 19:40:08	Dark	34.500	113	Mu Vel	2.6920	5000.0	69	24573	No
193	GOM_NL__2PRFIN20061111_194730_000000402052_00472_24574_3632.N1	11-NOV-2006 19:47:30	Dark	39.500	34	Gam2Vel	1.7930	23000.	79	24574	No
194	GOM_NL__2PRFIN20061111_195224_000000542052_00472_24574_3633.N1	11-NOV-2006 19:52:24	Dark	54.000	2	Alp Car	-0.73600	7000.0	108	24574	No
195	GOM_NL__2PRFIN20061111_200133_000000342052_00472_24574_3634.N1	11-NOV-2006 20:01:33	Straylight	33.500	157	The1Eri	2.9060	9300.0	67	24574	No
196	GOM_NL__2PRFIN20061111_201448_000000452052_00472_24574_3635.N1	11-NOV-2006 20:14:48	Twilight	44.500	94	92Alp Cet	2.5260	3100.0	89	24574	No
197	GOM_NL__2PRFIN20061111_201929_000000312052_00472_24574_3636.N1	11-NOV-2006 20:19:29	Bright	31.000	105	6Bet Ari	2.6450	8900.0	62	24574	No
198	GOM_NL__2PRFIN20061111_202335_000000302052_00472_24574_3637.N1	11-NOV-2006 20:23:35	Bright	29.500	173	4Bet Tri	3.0040	8900.0	59	24574	No
199	GOM_NL__2PRFIN20061111_202539_000000312052_00472_24574_3638.N1	11-NOV-2006 20:25:39	Bright	31.000	73	57Gam1And	2.2600	13100.	62	24574	No
200	GOM_NL__2PRFIN20061111_202907_000000352052_00472_24574_3639.N1	11-NOV-2006 20:29:07	Bright	35.000	35	33Alp Per	1.7950	6250.0	70	24574	No
201	GOM_NL__2PRFIN20061111_203037_000000292052_00472_24574_3640.N1	11-NOV-2006 20:30:37	Bright	28.500	110	37Del Cas	2.6780	8900.0	57	24574	No
202	GOM_NL__2PRFIN20061111_203849_000000292052_00472_24574_3641.N1	11-NOV-2006 20:38:49	Bright	29.000	49	1Alp UMi	1.9900	6300.0	58	24574	No
203	GOM_NL__2PRFIN20061111_204640_000000352052_00472_24574_3642.N1	11-NOV-2006 20:46:40	Bright	34.500	36	50Alp UMa	1.8000	6300.0	69	24574	No
204	GOM_NL__2PRFIN20061111_204818_000000372052_00472_24574_3643.N1	11-NOV-2006 20:48:18	Bright	37.000	82	48Bet UMa	2.3650	10600.	74	24574	No
205	GOM_NL__2PRFIN20061111_205214_000000282052_00472_24574_3644.N1	11-NOV-2006 20:52:14	Bright	28.000	174	52Psi UMa	3.0040	4400.0	56	24574	No
206	GOM_NL__2PRFIN20061111_205349_000000302052_00472_24574_3645.N1	11-NOV-2006 20:53:49	Bright	29.500	152	12Alp2CVn	2.8900	11000.	59	24574	No
207	GOM_NL__2PRFIN20061111_210137_000000332052_00472_24574_3646.N1	11-NOV-2006 21:01:37	Bright	33.000	62	94Bet Leo	2.1360	9700.0	66	24574	No
208	GOM_NL__2PRFIN20061111_211008_000000352052_00472_24574_3647.N1	11-NOV-2006 21:10:08	Twilight	34.500	100	4Gam Crv	2.5800	13100.	69	24574	No
209	GOM_NL__2PRFIN20061111_211138_000000362052_00472_24574_3648.N1	11-NOV-2006 21:11:38	Twilight	35.500	171	2Eps Crv	3.0010	4250.0	71	24574	No
210	GOM_NL__2PRFIN20061111_212045_000000352052_00472_24574_3649.N1	11-NOV-2006 21:20:45	Dark	35.000	113	Mu Vel	2.6920	5000.0	70	24574	No
211	GOM_NL__2PRFIN20061111_212807_000000422052_00473_24575_3635.N1	11-NOV-2006 21:28:07	Dark	41.500	34	Gam2Vel	1.7930	23000.	83	24575	No
212	GOM_NL__2PRFIN20061111_213301_000000492052_00473_24575_3636.N1	11-NOV-2006 21:33:01	Dark	49.000	2	Alp Car	-0.73600	7000.0	98	24575	No
213	GOM_NL__2PRFIN20061111_214209_000000332052_00473_24575_3637.N1	11-NOV-2006 21:42:09	Straylight	32.500	157	The1Eri	2.9060	9300.0	65	24575	No
214	GOM_NL__2PRFIN20061111_215523_000000442052_00473_24575_3638.N1	11-NOV-2006 21:55:23	Twilight	44.000	94	92Alp Cet	2.5260	3100.0	88	24575	No
215	GOM_NL__2PRFIN20061111_220005_000000302052_00473_24575_3639.N1	11-NOV-2006 22:00:05	Bright	30.000	105	6Bet Ari	2.6450	8900.0	60	24575	No
216	GOM_NL__2PRFIN20061111_220411_000000302052_00473_24575_3640.N1	11-NOV-2006 22:04:11	Bright	29.500	173	4Bet Tri	3.0040	8900.0	59	24575	No
217	GOM_NL__2PRFIN20061111_220615_000000312052_00473_24575_3641.N1	11-NOV-2006 22:06:15	Bright	31.000	73	57Gam1And	2.2600	13100.	62	24575	No
218	GOM_NL__2PRFIN20061111_220942_000000352052_00473_24575_3642.N1	11-NOV-2006 22:09:42	Bright	35.000	35	33Alp Per	1.7950	6250.0	70	24575	No
219	GOM_NL__2PRFIN20061111_221113_000000292052_00473_24575_3643.N1	11-NOV-2006 22:11:13	Bright	29.000	110	37Del Cas	2.6780	8900.0	58	24575	No

220	GOM_NL__2PRFIN20061111_221925_000000302052_00473_24575_3644.N1	11-NOV-2006 22:19:25	Bright	30.000	49	1Alp UMi	1.9900	6300.0	60	24575	No
221	GOM_NL__2PRFIN20061111_222716_000000352052_00473_24575_3645.N1	11-NOV-2006 22:27:16	Bright	34.500	36	50Alp UMa	1.8000	6300.0	69	24575	No
222	GOM_NL__2PRFIN20061111_222854_000000332052_00473_24575_3646.N1	11-NOV-2006 22:28:54	Bright	33.000	82	48Bet UMa	2.3650	10600.	66	24575	No
223	GOM_NL__2PRFIN20061111_223250_000000282052_00473_24575_3647.N1	11-NOV-2006 22:32:50	Bright	28.000	174	52Psi UMa	3.0040	4400.0	56	24575	No
224	GOM_NL__2PRFIN20061111_223425_000000292052_00473_24575_3648.N1	11-NOV-2006 22:34:25	Bright	28.500	152	12Alp2CVn	2.8900	11000.	57	24575	No
225	GOM_NL__2PRFIN20061111_224213_000000352052_00473_24575_3649.N1	11-NOV-2006 22:42:13	Bright	34.500	62	94Bet Leo	2.1360	9700.0	69	24575	No
226	GOM_NL__2PRFIN20061111_225045_000000332052_00473_24575_3650.N1	11-NOV-2006 22:50:45	Twilight	32.500	100	4Gam Crv	2.5800	13100.	65	24575	No
227	GOM_NL__2PRFIN20061111_225215_000000352052_00473_24575_3651.N1	11-NOV-2006 22:52:15	Twilight	35.000	171	2Eps Crv	3.0010	4250.0	70	24575	No
228	GOM_NL__2PRFIN20061111_230121_000000352052_00473_24575_3652.N1	11-NOV-2006 23:01:21	Dark	35.000	113	Mu Vel	2.6920	5000.0	70	24575	No
229	GOM_NL__2PRFIN20061111_230844_000000432052_00474_24576_3635.N1	11-NOV-2006 23:08:44	Dark	42.500	34	Gam2Vel	1.7930	23000.	85	24576	No
230	GOM_NL__2PRFIN20061111_231337_000000432052_00474_24576_3636.N1	11-NOV-2006 23:13:37	Dark	43.000	2	Alp Car	-0.73600	7000.0	86	24576	No
231	GOM_NL__2PRFIN20061111_232245_000000322052_00474_24576_3637.N1	11-NOV-2006 23:22:45	Straylight	32.000	157	The1Eri	2.9060	9300.0	64	24576	No
232	GOM_NL__2PRFIN20061111_233559_000000412052_00474_24576_3638.N1	11-NOV-2006 23:35:59	Twilight	41.000	94	92Alp Cet	2.5260	3100.0	82	24576	No
233	GOM_NL__2PRFIN20061111_234041_000000322052_00474_24576_3639.N1	11-NOV-2006 23:40:41	Bright	31.500	105	6Bet Ari	2.6450	8900.0	63	24576	No
234	GOM_NL__2PRFIN20061111_234447_000000302052_00474_24576_3640.N1	11-NOV-2006 23:44:47	Bright	30.000	173	4Bet Tri	3.0040	8900.0	60	24576	No
235	GOM_NL__2PRFIN20061111_234651_000000292052_00474_24576_3641.N1	11-NOV-2006 23:46:51	Bright	29.000	73	57Gam1And	2.2600	13100.	58	24576	No
236	GOM_NL__2PRFIN20061111_235018_000000342052_00474_24576_3642.N1	11-NOV-2006 23:50:18	Bright	33.500	35	33Alp Per	1.7950	6250.0	67	24576	No
237	GOM_NL__2PRFIN20061111_235148_000000302052_00474_24576_3643.N1	11-NOV-2006 23:51:48	Bright	29.500	110	37Del Cas	2.6780	8900.0	59	24576	No

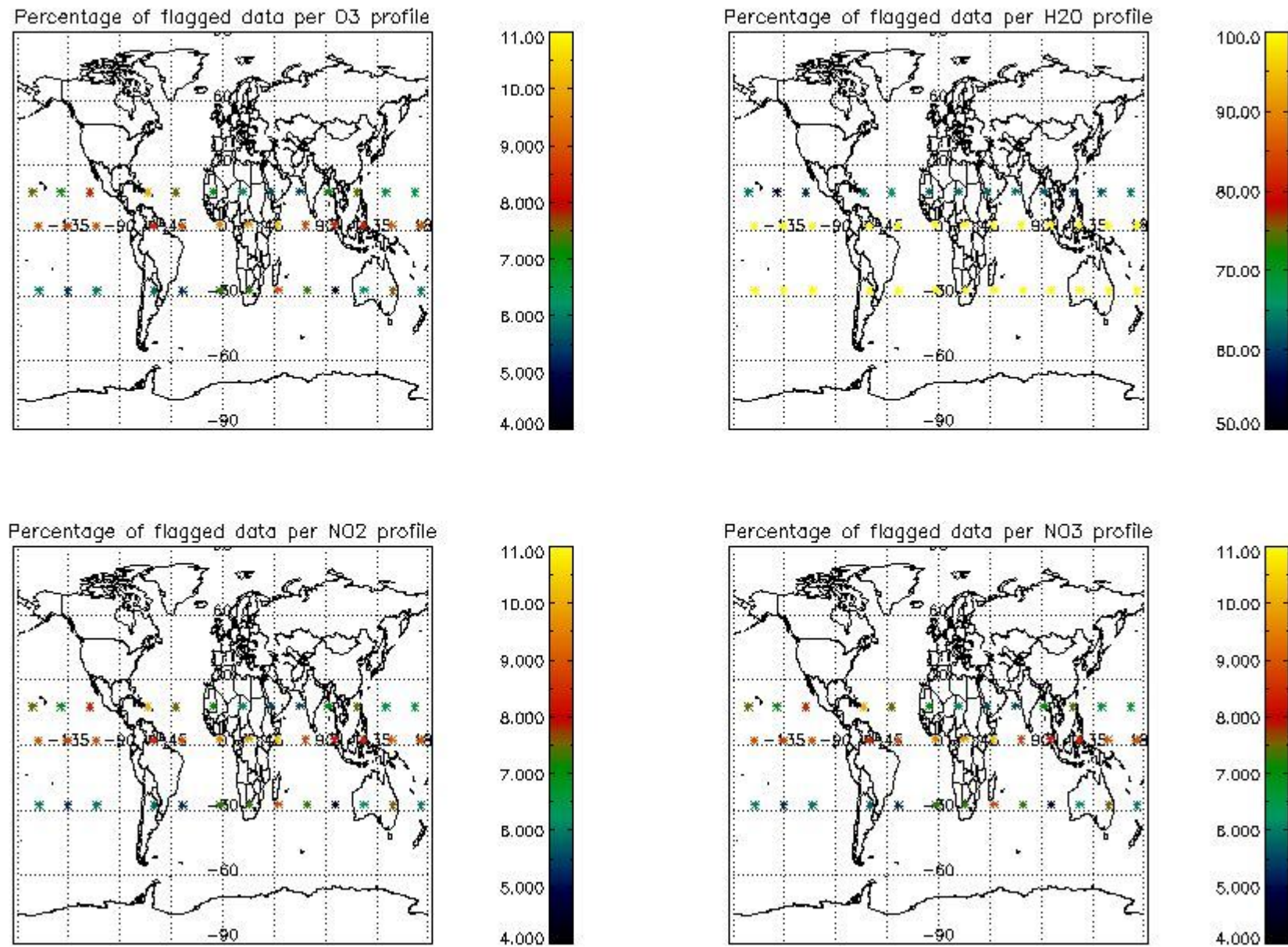
3. Quality information per product

In this section it is plotted some information contained in the Quality Summary data set of the level 2 products. Only products in dark limb conditions and without errors (error flag in the MPH set to "0") are used.

3.1 Plot quality information per product (time dependant)



3.2 Plot quality information per product (world map)

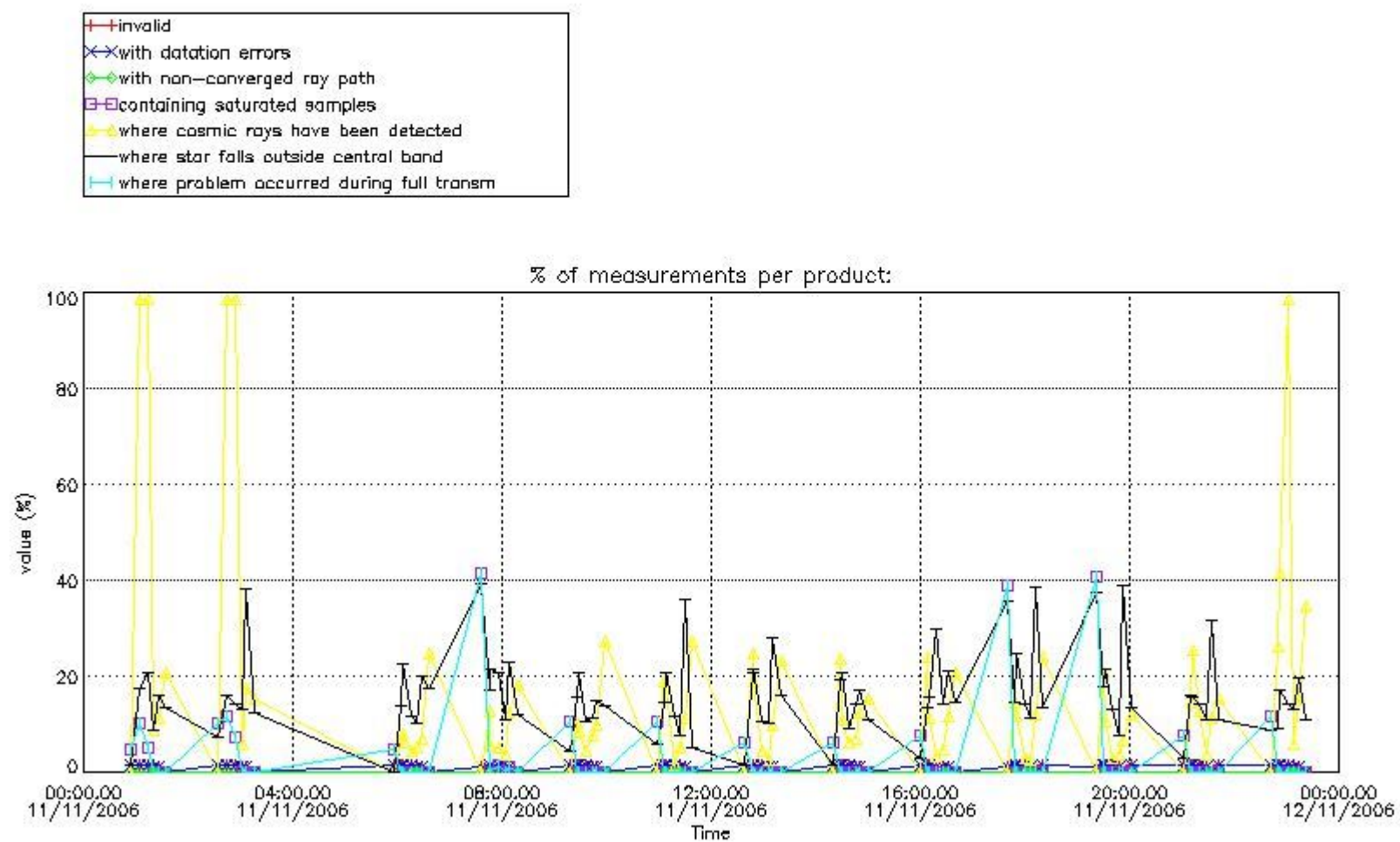


4. Level 1 quality information per product

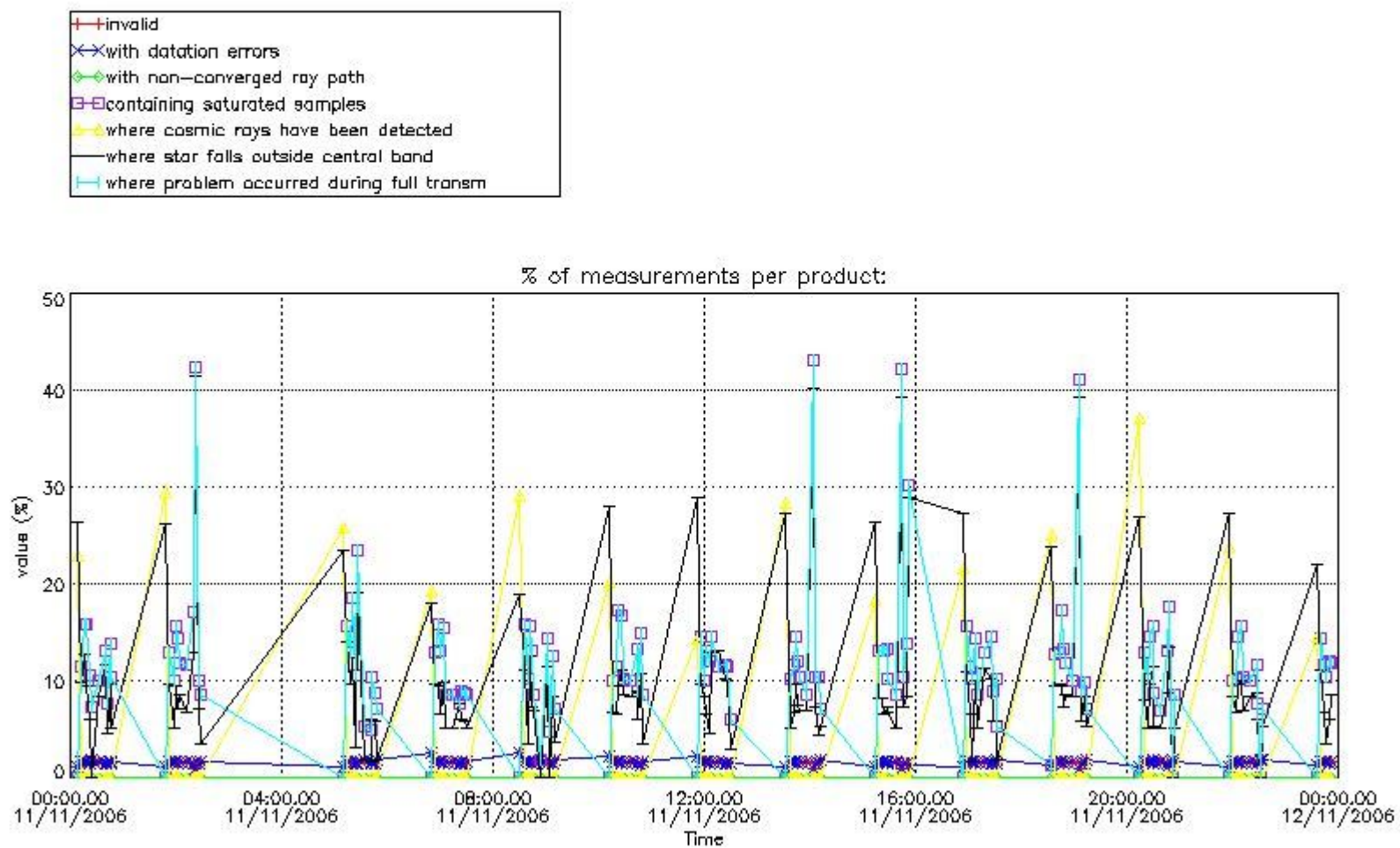
In this section it is plotted some information contained in the Quality Summary data set of the level 2 products that comes from the level 1b processing. Products without errors (error flag in the MPH set to "0") are used.

4.1 Plot quality information per product (time dependant) coming from level 1b processing

4.1.1 Plot level 1 quality information per product (time dependant): ENVISAT ASCENDING passes



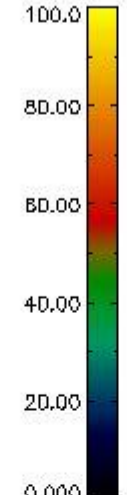
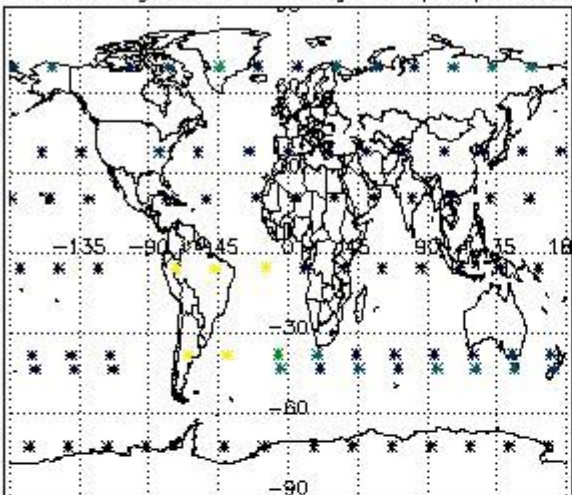
4.1.2 Plot level 1 quality information per product (time dependant): ENVI SAT DESCENDING passes



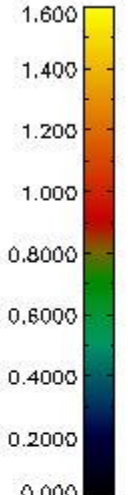
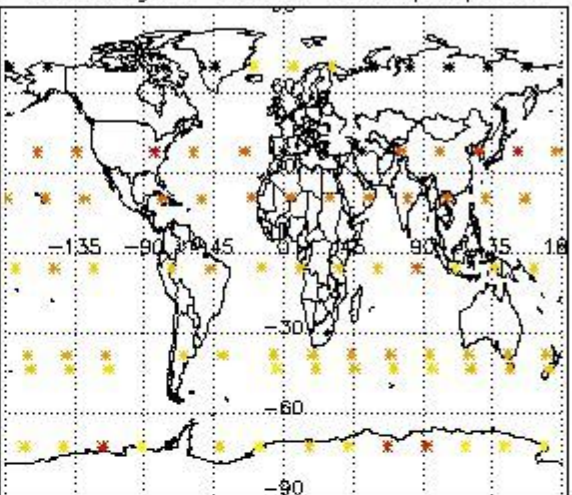
4.2 Plot quality information per product coming from level 1b processing (world map)

4.2.1 Plot level 1 quality information per product (world map): ENVISAT ASCENDING passes

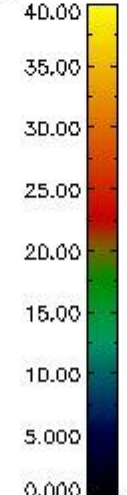
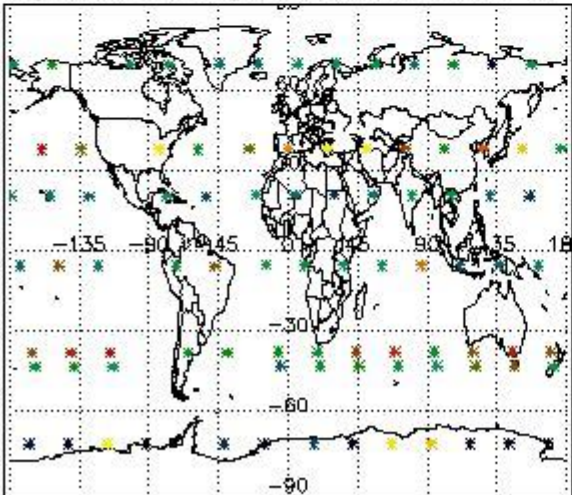
Percentage of cosmic ray hits per profile



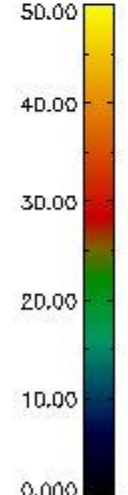
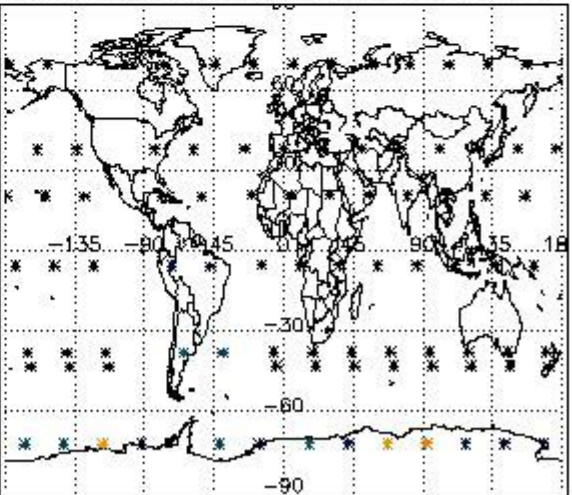
Percentage of datation errors per profile



Percentage of star falling outside central band per profile

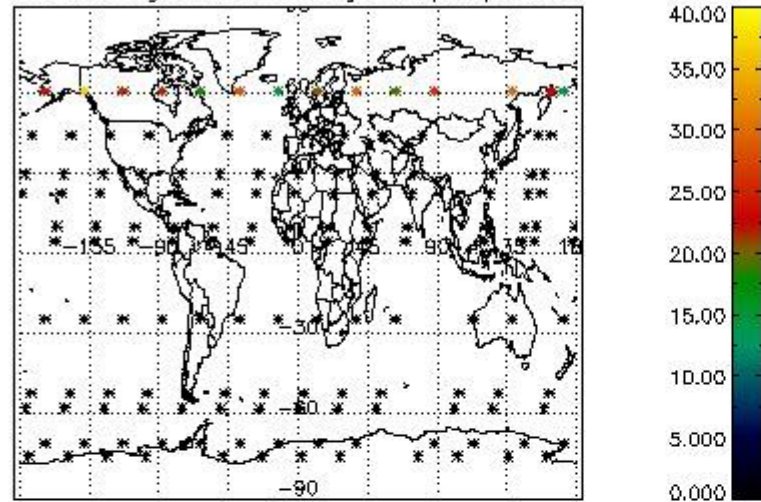


Percentage of saturation errors per profile

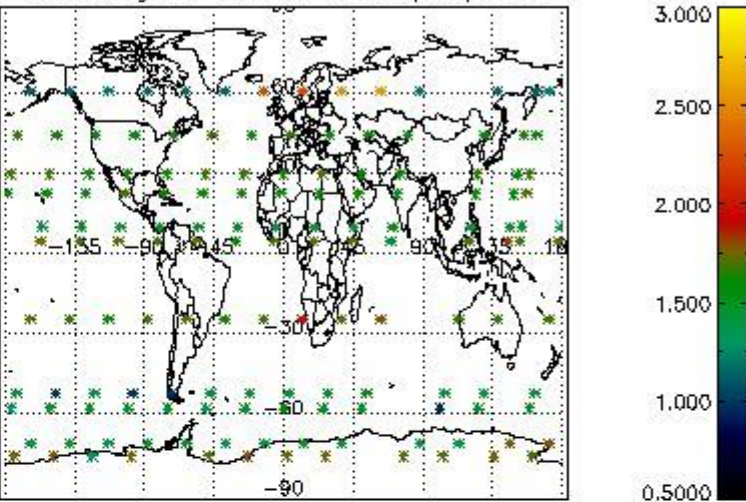


4.2.2 Plot level 1 quality information per product (world map): ENVISAT DESCENDING passes

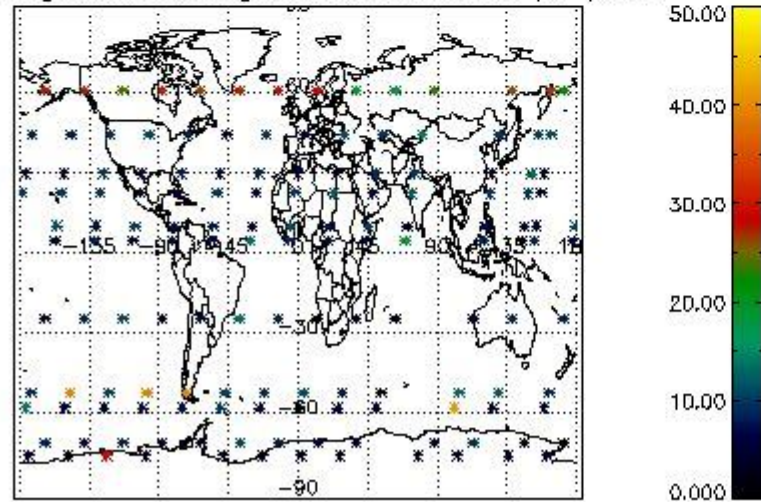
Percentage of cosmic ray hits per profile



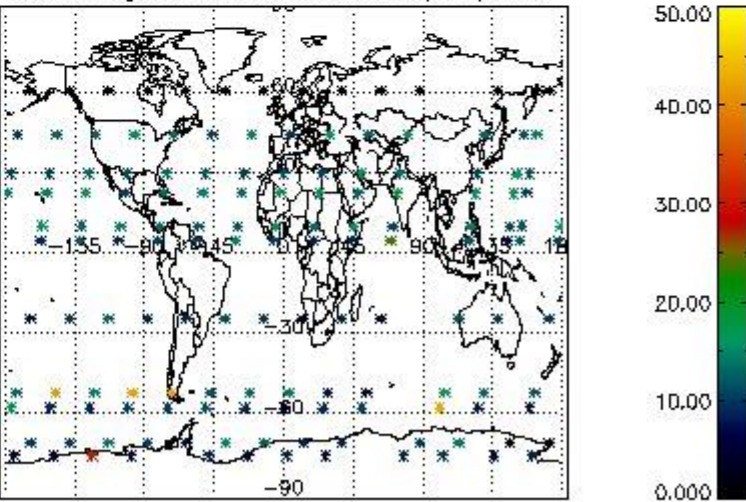
Percentage of datation errors per profile



Percentage of star falling outside central band per profile



Percentage of saturation errors per profile



5. Trace gas profiles

5.1 Ozone statistics based on quality of products

The final quality of the products can be "measured" using the STD (Standard Deviation) attached to every point profile. This information is written to the parameter GOM_NL__2P/NL_LOCAL_SPECIES_DENSITY/o3_std of the level 2 products. The table below shows the statistics for given STD ranges.

The statistics are given with respect to the overall valid production:

- Products without fatal errors: GOM_NL__2P/MPH/PRODUCT_ERR=0
- Valid point profile: GOM_NL__2P/NL_LOCAL_SPECIES_DENSITY/pcd(0)=0

The 'Criteria' is applied to valid points of dark limb products:

- Products in dark limb illumination condition: GOM_NL__2P/NL_SUMMARY_QUALITY/obs_ill_cond=0
- Products without fatal errors: GOM_NL__2P/MPH/PRODUCT_ERR=0
- Valid point profile: GOM_NL__2P/NL_LOCAL_SPECIES_DENSITY/pcd(0)=0

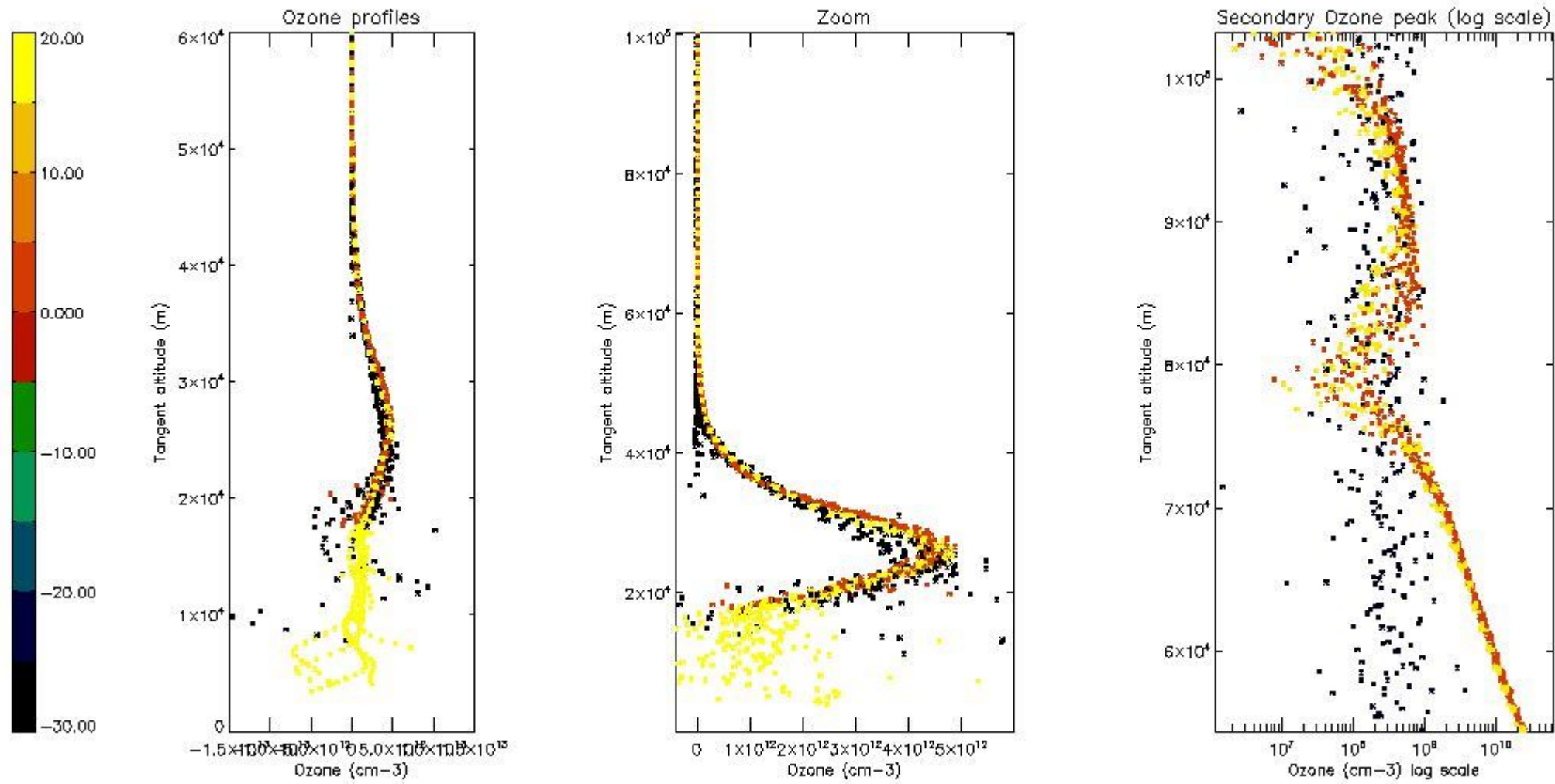
So, the table below shows the percentage of dark limb and valid observations for each criteria with respect to the overall valid daily observations.

Criteria	% of total production
All STD	19
STD < 20	13

STD < 10	11
STD < 5	9

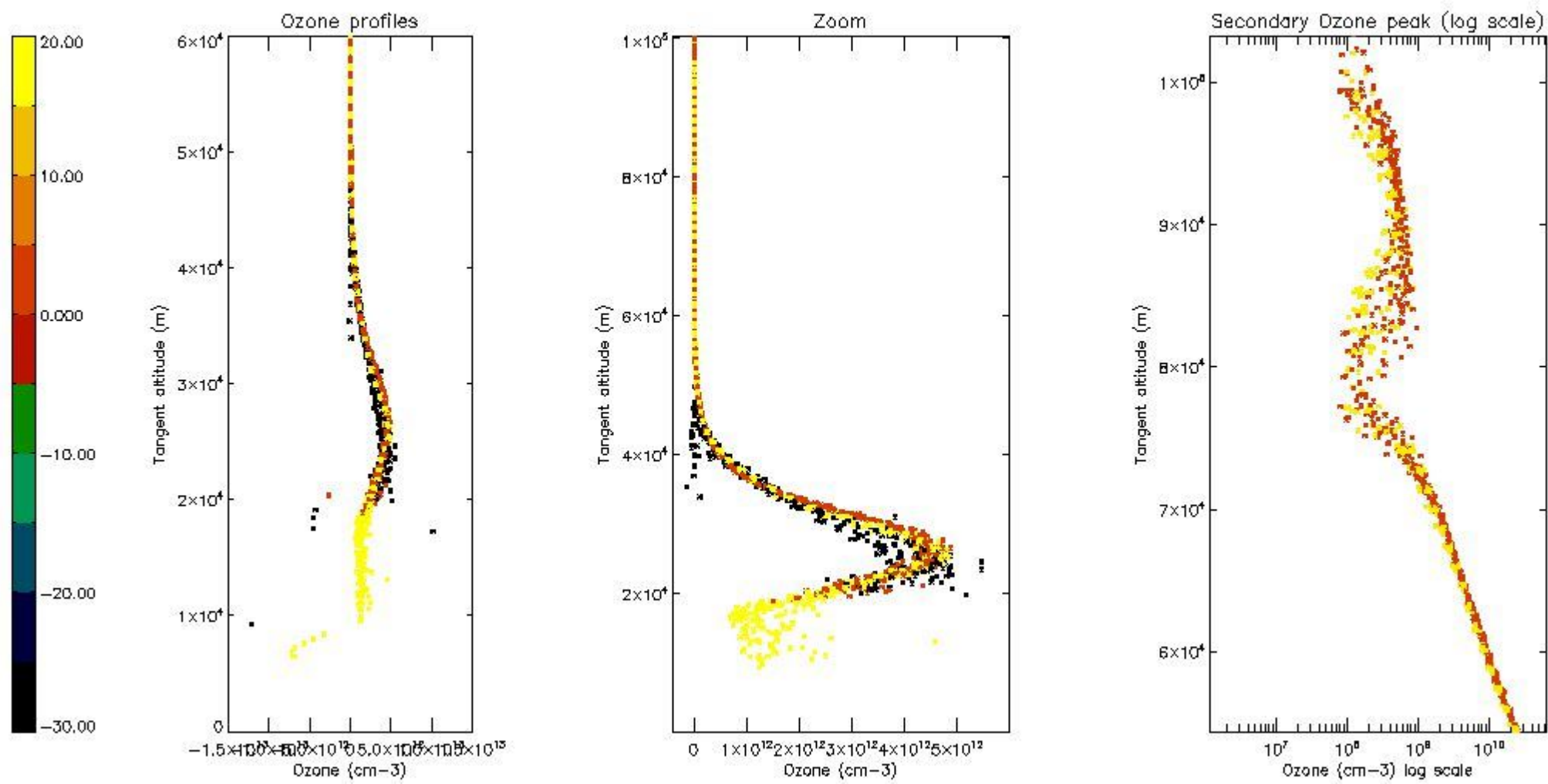
5.2 Plot ozone profiles for all STD (dark without errors)

The colorbar represents the latitude.



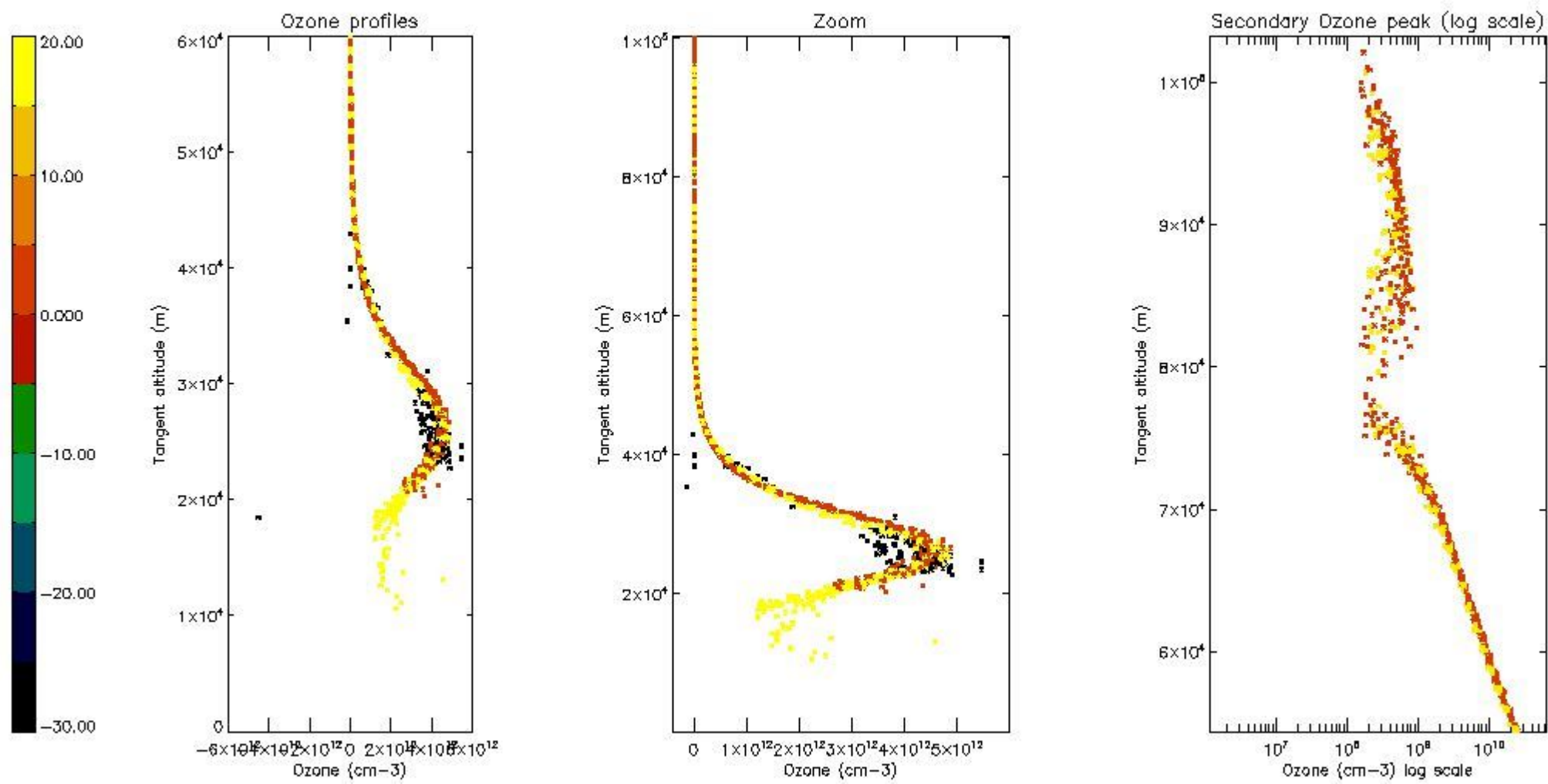
5.3 Plot ozone profiles where STD < 20% (dark without errors)

The colorbar represents the latitude.



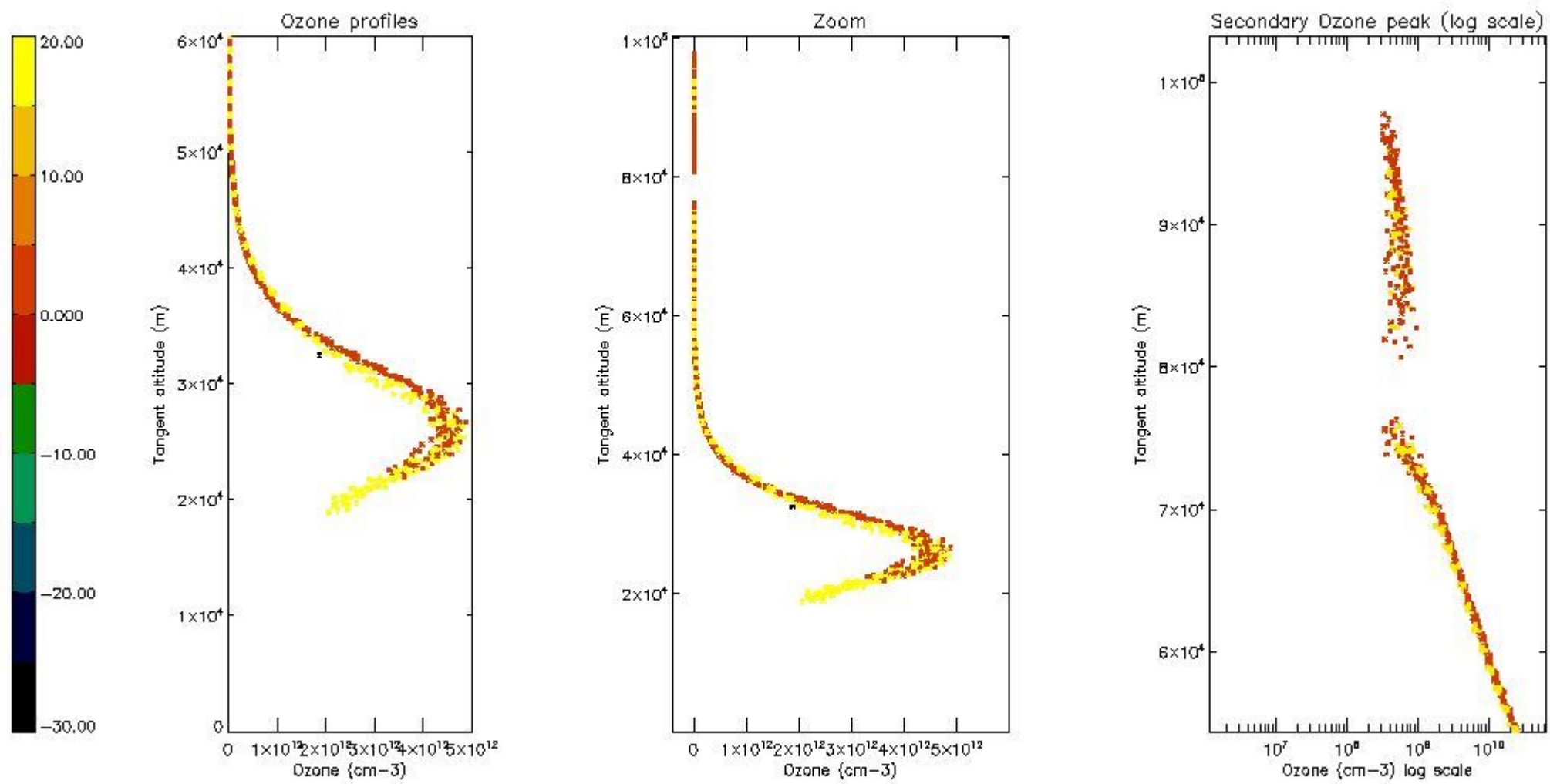
5.4 Plot ozone profiles where STD < 10% (dark without errors)

The colorbar represents the latitude.



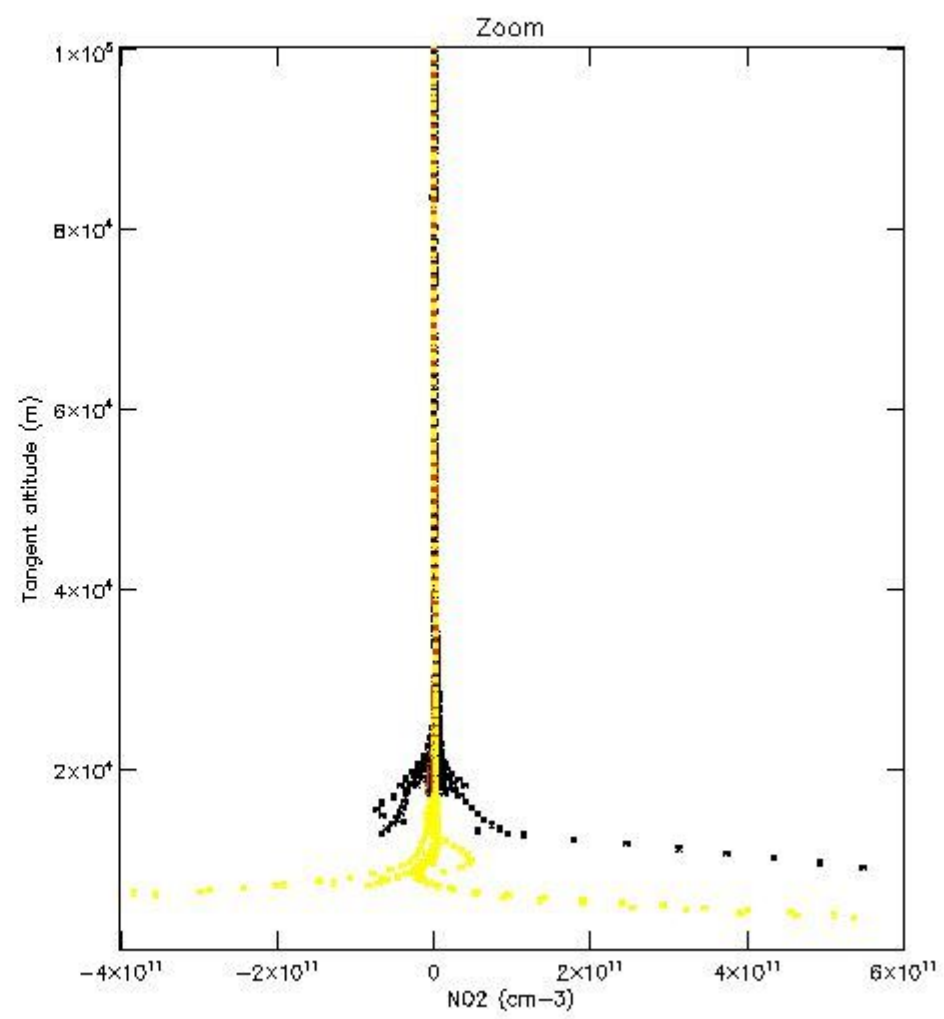
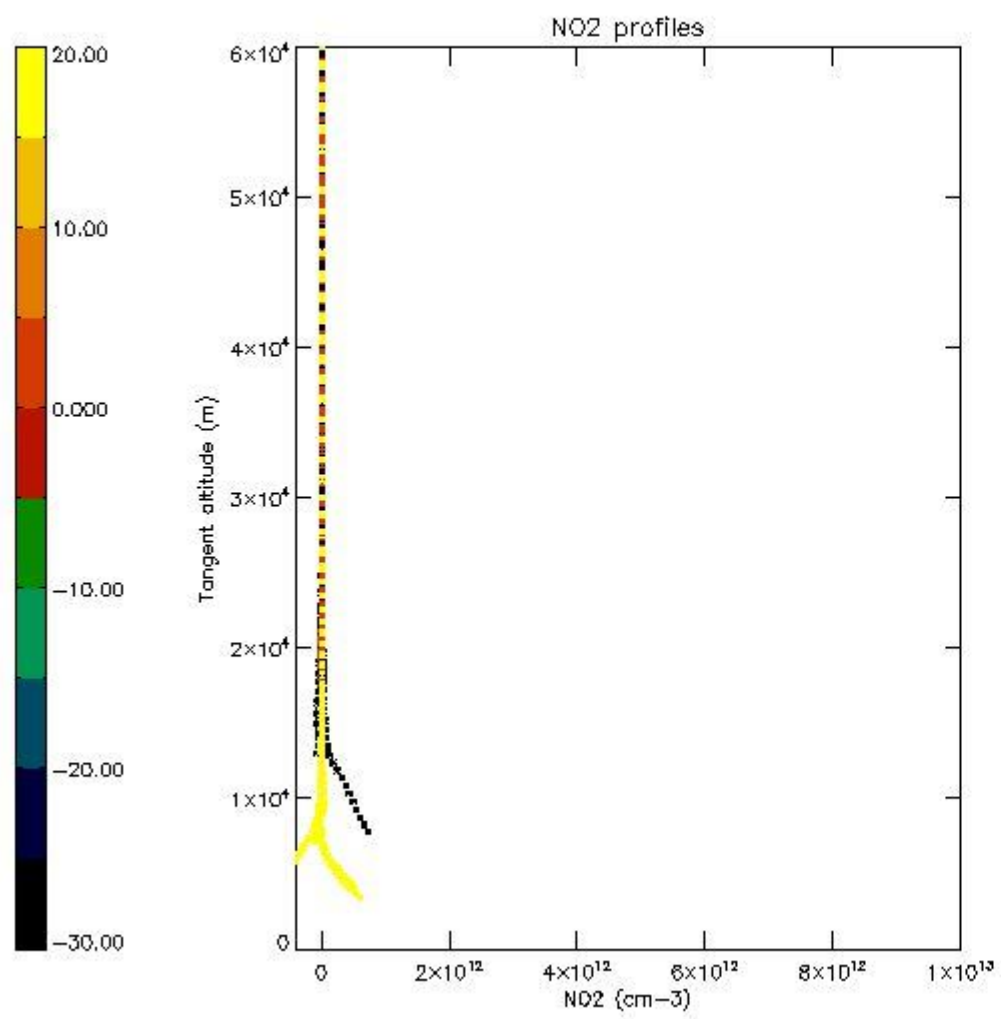
5.5 Plot ozone profiles where STD < 5% (dark without errors)

The colorbar represents the latitude.



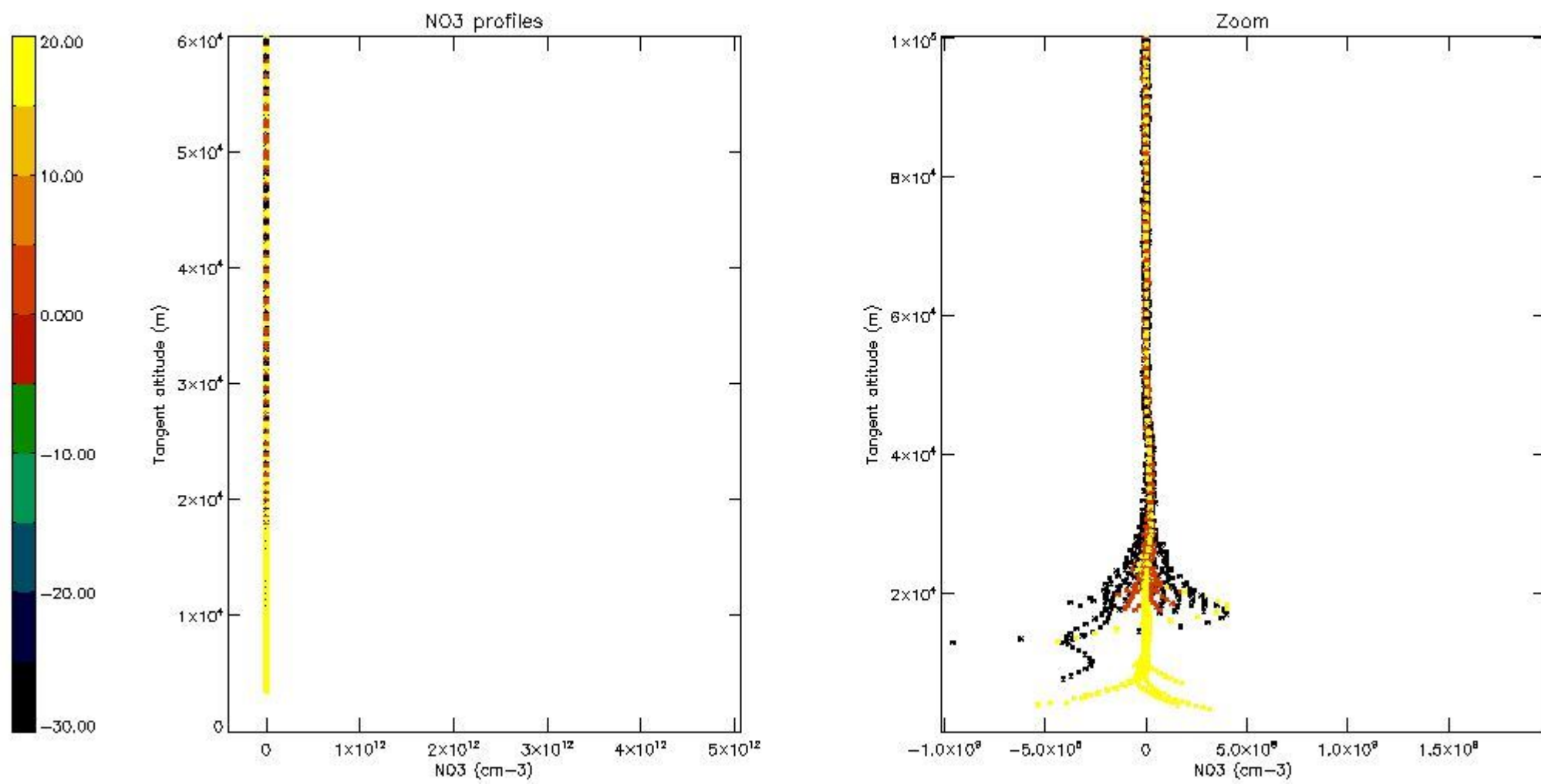
5.6 Plot NO₂ profiles for all STD (dark without errors)

The colorbar represents the latitude.



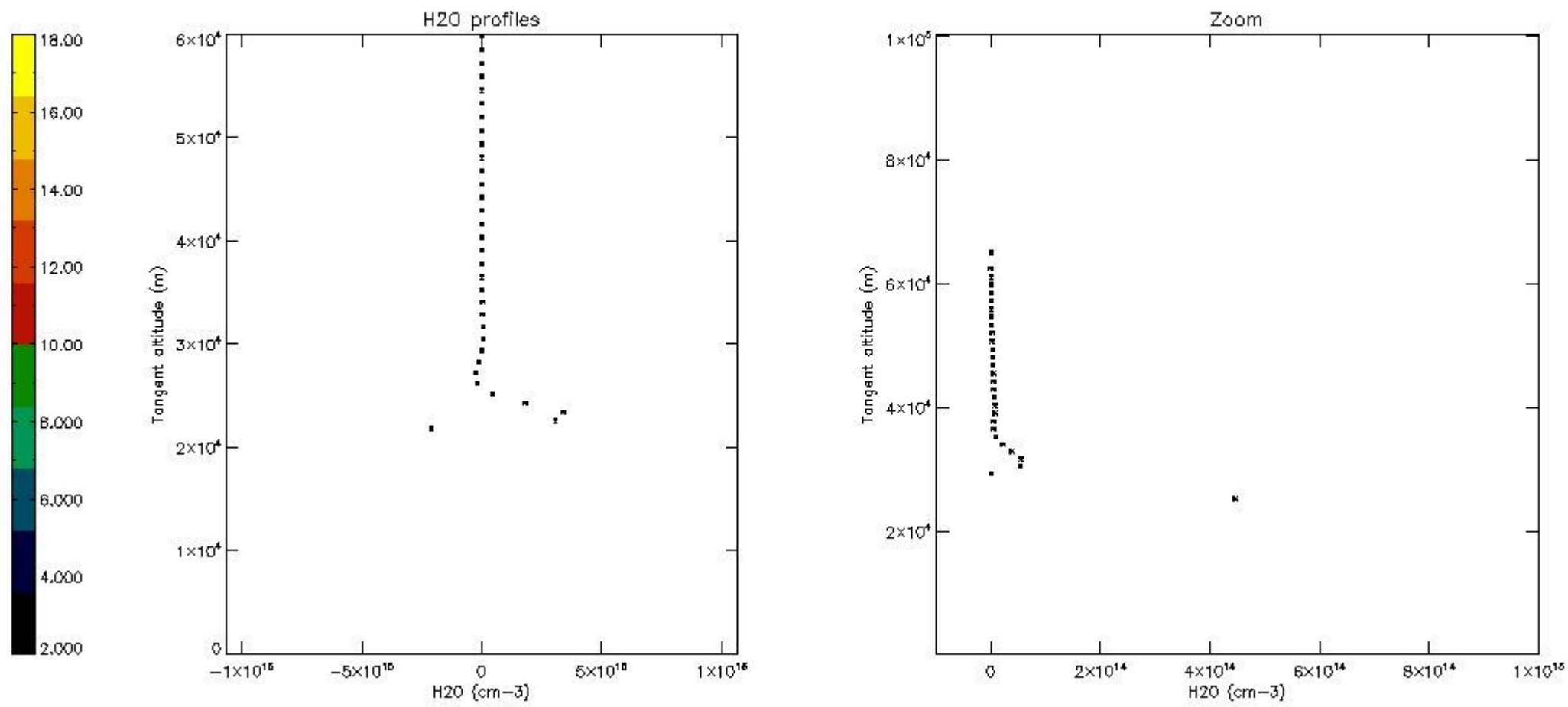
5.7 Plot NO3 profiles for all STD (dark without errors)

The colorbar represents the latitude.



5.8 Plot H2O profiles for all STD (only for occultations of stars 1,2,3,4,13,14,16,26,63 dark without errors)

The colorbar represents the latitude.



6. Auxiliary Data Files used for the production reported in section 2

The number reported in the third column indicates since which file (see list in section 2) the corresponding auxiliary file has been used. The fourth column is the date of those product files.

Type	Auxiliary Filename	Used since product	Used since product date
INST_PHYS_CHARACTERISTICS	GOM_INS_AXVIEC20091111_143220_20030716_120000_20500101_000000	1	11-NOV-2006 00:07:38
LEVEL-2_PROC_CONFIG	GOM_PR2_AXVIEC20091111_152718_20020301_000000_20500101_000000	1	11-NOV-2006 00:07:38
CROSS_SECTIONS_FILE	GOM_CRS_AXVIEC20091111_154832_20020301_000000_20500101_000000	1	11-NOV-2006 00:07:38

GOMOS Level 2 Daily Report

SUMMARY

[1. General Info](#)

[2. Summary of processed GOM_NL_2P products](#)

[3. Level 2 Quality information per product](#)

[3.1 Plot of level 2 quality information per product \(time dependant\)](#)

[3.2 Plot of level 2 quality information per product \(world map\)](#)

[4. Level 1 Quality information per product \(stored on level 2 products\)](#)

[4.1 Plot of level 1 quality information per product \(time dependant\)](#)

[4.1.1 Plot of level 1 quality information per product \(time dependant\): ASCENDING](#)

[4.1.2 Plot of level 1 quality information per product \(time dependant\): DESCENDING](#)

[4.2 Plot of level 1 quality information per product \(world map\)](#)

[4.2.1 Plot of level 1 quality information per product \(world map\): ASCENDING](#)

[4.2.2 Plot of level 1 quality information per product \(world map\): DESCENDING](#)

[5. Ozone profiles based on quality statistics and other trace gas profiles](#)

[5.1 Ozone statistics based on quality of products](#)

[5.2 Plot ozone profiles for all STD \(dark without errors\)](#)

[5.3 Plot ozone profiles where STD < 20% \(dark without errors\)](#)

[5.4. Plot ozone profiles where STD < 10% \(dark without errors\)](#)

[5.5. Plot ozone profiles where STD < 5% \(dark without errors\)](#)

[5.6 Plot NO2 profiles for all STD \(dark without errors\)](#)

[5.7 Plot NO3 profiles for all STD \(dark without errors\)](#)

[5.8 Plot H2O profiles \(only for occultations of stars 1,2,3,4,13,14,16,26,63 dark without errors\) for all STD](#)

[6. Auxiliary Data Files used for the production reported in section 2](#)

This report presents the daily analysis on parameters extracted from GOMOS level 2 data (GOM_NL__2P). It is intended to monitor some important parameters that will impact the quality of these products. A list of level 2 products (and content) that have arrived during the reporting day to the PCF is also given.

Item	Value
Time of report generation	24APR2013 05:44:58
Data source version	GOMOS/6.01
Start time of products	11-11-2006 (11NOV2006 00:00:00)
Stop time of products	12-11-2006 (12NOV2006 00:00:00)
Store outputs in DB	Yes
Nb of level 2 prods	237
Nb of prods with errors	0

2. Summary of processed GOM_NL__2P products.

Nr	Filename	UTC Start time	Limb	Duration	Star Id	Star Name	Star Mag	Star Temp	Nb Meas	Orbit	Prod. error
1	GOM_NL__2PRFIN20061111_000738_000000442052_00460_24562_3564.N1	11-NOV-2006 00:07:38	Twilight	43.500	94	92Alp Cet	2.5260	3100.0	87	24562	No
2	GOM_NL__2PRFIN20061111_001218_000000312052_00460_24562_3565.N1	11-NOV-2006 00:12:18	Bright	30.500	105	6Bet Ari	2.6450	8900.0	61	24562	No
3	GOM_NL__2PRFIN20061111_001626_000000322052_00460_24562_3566.N1	11-NOV-2006 00:16:26	Bright	31.500	173	4Bet Tri	3.0040	8900.0	63	24562	No
4	GOM_NL__2PRFIN20061111_001829_000000322052_00460_24562_3567.N1	11-NOV-2006 00:18:29	Bright	31.500	73	57Gam1And	2.2600	13100.0	63	24562	No
5	GOM_NL__2PRFIN20061111_002201_000000332052_00460_24562_3568.N1	11-NOV-2006 00:22:01	Bright	33.000	35	33Alp Per	1.7950	6250.0	66	24562	No
6	GOM_NL__2PRFIN20061111_002326_000000282052_00460_24562_3569.N1	11-NOV-2006 00:23:26	Bright	27.500	110	37Del Cas	2.6780	8900.0	55	24562	No
7	GOM_NL__2PRFIN20061111_003138_000000302052_00460_24562_3570.N1	11-NOV-2006 00:31:38	Bright	30.000	49	1Alp UMi	1.9900	6300.0	60	24562	No
8	GOM_NL__2PRFIN20061111_003931_000000352052_00460_24562_3571.N1	11-NOV-2006 00:39:31	Bright	34.500	36	50Alp UMa	1.8000	6300.0	69	24562	No
9	GOM_NL__2PRFIN20061111_004109_000000332052_00460_24562_3572.N1	11-NOV-2006 00:41:09	Bright	32.500	82	48Bet UMa	2.3650	10600.0	65	24562	No
10	GOM_NL__2PRFIN20061111_004504_000000362052_00460_24562_3573.N1	11-NOV-2006 00:45:04	Bright	36.000	174	52Psi UMa	3.0040	4400.0	72	24562	No
11	GOM_NL__2PRFIN20061111_004637_000000292052_00460_24562_3574.N1	11-NOV-2006 00:46:37	Bright	29.000	152	12Alp2CVn	2.8900	11000.0	58	24562	No
12	GOM_NL__2PRFIN20061111_005422_000000322052_00460_24562_3575.N1	11-NOV-2006 00:54:22	Bright	32.000	62	94Bet Leo	2.1360	9700.0	64	24562	No
13	GOM_NL__2PRFIN20061111_010423_000000352052_00460_24562_3576.N1	11-NOV-2006 01:04:23	Twilight	34.500	171	2Eps Crv	3.0010	4250.0	69	24562	No
14	GOM_NL__2PRFIN20061111_011327_000000392052_00460_24562_3577.N1	11-NOV-2006 01:13:27	Dark	38.500	113	Mu Vel	2.6920	5000.0	77	24562	No
15	GOM_NL__2PRFIN20061111_012045_000000402052_00461_24563_3561.N1	11-NOV-2006 01:20:45	Dark	40.000	34	Gam2Vel	1.7930	23000.0	80	24563	No
16	GOM_NL__2PRFIN20061111_012541_000000412052_00461_24563_3562.N1	11-NOV-2006 01:25:41	Dark	40.500	2	Alp Car	-0.73600	7000.0	81	24563	No
17	GOM_NL__2PRFIN20061111_013455_000000342052_00461_24563_3563.N1	11-NOV-2006 01:34:55	Straylight	33.500	157	The1Eri	2.9060	9300.0	67	24563	No
18	GOM_NL__2PRFIN20061111_014814_000000442052_00461_24563_3564.N1	11-NOV-2006 01:48:14	Twilight	44.000	94	92Alp Cet	2.5260	3100.0	88	24563	No
19	GOM_NL__2PRFIN20061111_015254_000000312052_00461_24563_3565.N1	11-NOV-2006 01:52:54	Bright	31.000	105	6Bet Ari	2.6450	8900.0	62	24563	No
20	GOM_NL__2PRFIN20061111_015701_000000302052_00461_24563_3566.N1	11-NOV-2006 01:57:01	Bright	30.000	173	4Bet Tri	3.0040	8900.0	60	24563	No
21	GOM_NL__2PRFIN20061111_015905_000000322052_00461_24563_3567.N1	11-NOV-2006 01:59:05	Bright	32.000	73	57Gam1And	2.2600	13100.0	64	24563	No
22	GOM_NL__2PRFIN20061111_020236_000000352052_00461_24563_3568.N1	11-NOV-2006 02:02:36	Bright	35.000	35	33Alp Per	1.7950	6250.0	70	24563	No
23	GOM_NL__2PRFIN20061111_020402_000000302052_00461_24563_3569.N1	11-NOV-2006 02:04:02	Bright	29.500	110	37Del Cas	2.6780	8900.0	59	24563	No
24	GOM_NL__2PRFIN20061111_021214_000000302052_00461_24563_3570.N1	11-NOV-2006 02:12:14	Bright	30.000	49	1Alp UMi	1.9900	6300.0	60	24563	No
25	GOM_NL__2PRFIN20061111_022007_000000352052_00461_24563_3571.N1	11-NOV-2006 02:20:07	Bright	35.000	36	50Alp UMa	1.8000	6300.0	70	24563	No
26	GOM_NL__2PRFIN20061111_022145_000000532052_00461_24563_3572.N1	11-NOV-2006 02:21:45	Bright	53.000	82	48Bet UMa	2.3650	10600.0	106	24563	No
27	GOM_NL__2PRFIN20061111_022540_000000352052_00461_24563_3573.N1	11-NOV-2006 02:25:40	Bright	35.000	174	52Psi UMa	3.0040	4400.0	70	24563	No
28	GOM_NL__2PRFIN20061111_022713_000000292052_00461_24563_3574.N1	11-NOV-2006 02:27:13	Bright	29.000	152	12Alp2CVn	2.8900	11000.0	58	24563	No
29	GOM_NL__2PRFIN20061111_023458_000000342052_00461_24563_3575.N1	11-NOV-2006 02:34:58	Bright	34.000	62	94Bet Leo	2.1360	9700.0	68	24563	No
30	GOM_NL__2PRFIN20061111_024459_000000342052_00461_24563_3576.N1	11-NOV-2006 02:44:59	Twilight	34.000	171	2Eps Crv	3.0010	4250.0	68	24563	No
31	GOM_NL__2PRFIN20061111_025404_000000352052_00461_24563_3577.N1	11-NOV-2006 02:54:04	Dark	35.000	113	Mu Vel	2.6920	5000.0	70	24563	No
32	GOM_NL__2PRFIN20061111_030122_000000422052_00462_24564_3563.N1	11-NOV-2006 03:01:22	Dark	42.000	34	Gam2Vel	1.7930	23000.0	84	24564	No
33	GOM_NL__2PRFIN20061111_030618_000000552052_00462_24564_3564.N1	11-NOV-2006 03:06:18	Dark	55.000	2	Alp Car	-0.73600	7000.0	110	24564	No
34	GOM_NL__2PRFIN20061111_031531_000000332052_00462_24564_3565.N1	11-NOV-2006 03:15:31	Straylight	32.500	157	The1Eri	2.9060	9300.0	65	24564	No
35	GOM_NL__2PRFIN20061111_050926_000000432052_00463_24565_3563.N1	11-NOV-2006 05:09:26	Twilight	42.500	94	92Alp Cet	2.5260	3100.0	85	24565	No
36	GOM_NL__2PRFIN20061111_051406_000000322052_00463_24565_3564.N1	11-NOV-2006 05:14:06	Bright	32.000	105	6Bet Ari	2.6450	8900.0	64	24565	No
37	GOM_NL__2PRFIN20061111_051813_000000312052_00463_24565_3565.N1	11-NOV-2006 05:18:13	Bright	31.000	173	4Bet Tri	3.0040	8900.0	62	24565	No
38	GOM_NL__2PRFIN20061111_052017_000000332052_00463_24565_3566.N1	11-NOV-2006 05:20:17	Bright	32.500	73	57Gam1And	2.2600	13100.0	65	24565	No
39	GOM_NL__2PRFIN20061111_052347_000000332052_00463_24565_3567.N1	11-NOV-2006 05:23:47	Bright	33.000	35	33Alp Per	1.7950	6250.0	66	24565	No
40	GOM_NL__2PRFIN20061111_052514_000000342052_00463_24565_3568.N1	11-NOV-2006 05:25:14	Bright	34.000	110	37Del Cas	2.6780	8900.0	68	24565	No
41	GOM_NL__2PRFIN20061111_053326_000000282052_00463_24565_3569.N1	11-NOV-2006 05:33:26	Bright	28.000	49	1Alp UMi	1.9900	6300.0	56	24565	No
42	GOM_NL__2PRFIN20061111_054118_000000312052_00463_24565_3570.N1	11-NOV-2006 05:41:18	Bright	31.000	36	50Alp UMa	1.8000	6300.0	62	24565	No

43	GOM_NL__2PRFIN20061111_054256_000000342052_00463_24565_3571.N1	11-NOV-2006 05:42:56	Bright	33.500	82	48Bet UMa	2.3650	10600.	67	24565	No
44	GOM_NL__2PRFIN20061111_054652_000000352052_00463_24565_3572.N1	11-NOV-2006 05:46:52	Bright	34.500	174	52Psi UMa	3.0040	4400.0	69	24565	No
45	GOM_NL__2PRFIN20061111_054825_000000292052_00463_24565_3573.N1	11-NOV-2006 05:48:25	Bright	28.500	152	12Alp2CVn	2.8900	11000.	57	24565	No
46	GOM_NL__2PRFIN20061111_055611_000000322052_00463_24565_3574.N1	11-NOV-2006 05:56:11	Bright	31.500	62	94Bet Leo	2.1360	9700.0	63	24565	No
47	GOM_NL__2PRFIN20061111_060442_000000332052_00463_24565_3575.N1	11-NOV-2006 06:04:42	Twilight	33.000	100	4Gam Crv	2.5800	13100.	66	24565	No
48	GOM_NL__2PRFIN20061111_060612_000000382052_00463_24565_3576.N1	11-NOV-2006 06:06:12	Twilight	37.500	171	2Eps Crv	3.0010	4250.0	75	24565	No
49	GOM_NL__2PRFIN20061111_061517_000000342052_00463_24565_3577.N1	11-NOV-2006 06:15:17	Dark	34.000	113	Mu Vel	2.6920	5000.0	68	24565	No
50	GOM_NL__2PRFIN20061111_062235_000000402052_00464_24566_3564.N1	11-NOV-2006 06:22:35	Dark	40.000	34	Gam2Vel	1.7930	23000.	80	24566	No
51	GOM_NL__2PRFIN20061111_062731_000000432052_00464_24566_3565.N1	11-NOV-2006 06:27:31	Dark	42.500	2	Alp Car	-0.73600	7000.0	85	24566	No
52	GOM_NL__2PRFIN20061111_063644_000000352052_00464_24566_3566.N1	11-NOV-2006 06:36:44	Straylight	34.500	157	The1Eri	2.9060	9300.0	69	24566	No
53	GOM_NL__2PRFIN20061111_065002_000000392052_00464_24566_3567.N1	11-NOV-2006 06:50:02	Twilight	39.000	94	92Alp Cet	2.5260	3100.0	78	24566	No
54	GOM_NL__2PRFIN20061111_065442_000000312052_00464_24566_3568.N1	11-NOV-2006 06:54:42	Bright	31.000	105	6Bet Ari	2.6450	8900.0	62	24566	No
55	GOM_NL__2PRFIN20061111_065849_000000322052_00464_24566_3569.N1	11-NOV-2006 06:58:49	Bright	31.500	173	4Bet Tri	3.0040	8900.0	63	24566	No
56	GOM_NL__2PRFIN20061111_070053_000000312052_00464_24566_3570.N1	11-NOV-2006 07:00:53	Bright	30.500	73	57Gam1And	2.2600	13100.	61	24566	No
57	GOM_NL__2PRFIN20061111_070423_000000362052_00464_24566_3571.N1	11-NOV-2006 07:04:23	Bright	35.500	35	33Alp Per	1.7950	6250.0	71	24566	No
58	GOM_NL__2PRFIN20061111_070549_000000292052_00464_24566_3572.N1	11-NOV-2006 07:05:49	Bright	29.000	110	37Del Cas	2.6780	8900.0	58	24566	No
59	GOM_NL__2PRFIN20061111_071402_000000292052_00464_24566_3573.N1	11-NOV-2006 07:14:02	Bright	29.000	49	1Alp UMi	1.9900	6300.0	58	24566	No
60	GOM_NL__2PRFIN20061111_072154_000000332052_00464_24566_3574.N1	11-NOV-2006 07:21:54	Bright	33.000	36	50Alp UMa	1.8000	6300.0	66	24566	No
61	GOM_NL__2PRFIN20061111_072332_000000342052_00464_24566_3575.N1	11-NOV-2006 07:23:32	Bright	33.500	82	48Bet UMa	2.3650	10600.	67	24566	No
62	GOM_NL__2PRFIN20061111_072727_000000352052_00464_24566_3576.N1	11-NOV-2006 07:27:27	Bright	34.500	174	52Psi UMa	3.0040	4400.0	69	24566	No
63	GOM_NL__2PRFIN20061111_072901_000000292052_00464_24566_3577.N1	11-NOV-2006 07:29:01	Bright	29.000	152	12Alp2CVn	2.8900	11000.	58	24566	No
64	GOM_NL__2PRFIN20061111_073647_000000522052_00464_24566_3578.N1	11-NOV-2006 07:36:47	Bright	52.000	62	94Bet Leo	2.1360	9700.0	104	24566	No
65	GOM_NL__2PRFIN20061111_074518_000000352052_00464_24566_3579.N1	11-NOV-2006 07:45:18	Twilight	35.000	100	4Gam Crv	2.5800	13100.	70	24566	No
66	GOM_NL__2PRFIN20061111_074648_000000372052_00464_24566_3580.N1	11-NOV-2006 07:46:48	Twilight	37.000	171	2Eps Crv	3.0010	4250.0	74	24566	No
67	GOM_NL__2PRFIN20061111_075553_000000392052_00464_24566_3581.N1	11-NOV-2006 07:55:53	Dark	38.500	113	Mu Vel	2.6920	5000.0	77	24566	No
68	GOM_NL__2PRFIN20061111_080312_000000412052_00465_24567_3564.N1	11-NOV-2006 08:03:12	Dark	41.000	34	Gam2Vel	1.7930	23000.	82	24567	No
69	GOM_NL__2PRFIN20061111_080808_000000442052_00465_24567_3565.N1	11-NOV-2006 08:08:08	Dark	44.000	2	Alp Car	-0.73600	7000.0	88	24567	No
70	GOM_NL__2PRFIN20061111_081720_000000332052_00465_24567_3566.N1	11-NOV-2006 08:17:20	Straylight	33.000	157	The1Eri	2.9060	9300.0	66	24567	No
71	GOM_NL__2PRFIN20061111_083037_000000402052_00465_24567_3567.N1	11-NOV-2006 08:30:37	Twilight	39.500	94	92Alp Cet	2.5260	3100.0	79	24567	No
72	GOM_NL__2PRFIN20061111_083518_000000322052_00465_24567_3568.N1	11-NOV-2006 08:35:18	Bright	31.500	105	6Bet Ari	2.6450	8900.0	63	24567	No
73	GOM_NL__2PRFIN20061111_083925_000000302052_00465_24567_3569.N1	11-NOV-2006 08:39:25	Bright	29.500	173	4Bet Tri	3.0040	8900.0	59	24567	No
74	GOM_NL__2PRFIN20061111_084129_000000322052_00465_24567_3570.N1	11-NOV-2006 08:41:29	Bright	32.000	73	57Gam1And	2.2600	13100.	64	24567	No
75	GOM_NL__2PRFIN20061111_084458_000000352052_00465_24567_3571.N1	11-NOV-2006 08:44:58	Bright	34.500	35	33Alp Per	1.7950	6250.0	69	24567	No
76	GOM_NL__2PRFIN20061111_084625_000000292052_00465_24567_3572.N1	11-NOV-2006 08:46:25	Bright	29.000	110	37Del Cas	2.6780	8900.0	58	24567	No
77	GOM_NL__2PRFIN20061111_085438_000000272052_00465_24567_3573.N1	11-NOV-2006 08:54:38	Bright	26.500	49	1Alp UMi	1.9900	6300.0	53	24567	No
78	GOM_NL__2PRFIN20061111_090229_000000352052_00465_24567_3574.N1	11-NOV-2006 09:02:29	Bright	35.000	36	50Alp UMa	1.8000	6300.0	70	24567	No
79	GOM_NL__2PRFIN20061111_090408_000000322052_00465_24567_3575.N1	11-NOV-2006 09:04:08	Bright	31.500	82	48Bet UMa	2.3650	10600.	63	24567	No
80	GOM_NL__2PRFIN20061111_090803_000000362052_00465_24567_3576.N1	11-NOV-2006 09:08:03	Bright	36.000	174	52Psi UMa	3.0040	4400.0	72	24567	No
81	GOM_NL__2PRFIN20061111_090937_000000282052_00465_24567_3577.N1	11-NOV-2006 09:09:37	Bright	28.000	152	12Alp2CVn	2.8900	11000.	56	24567	No
82	GOM_NL__2PRFIN20061111_091723_000000342052_00465_24567_3578.N1	11-NOV-2006 09:17:23	Bright	33.500	62	94Bet Leo	2.1360	9700.0	67	24567	No
83	GOM_NL__2PRFIN20061111_092554_000000352052_00465_24567_3579.N1	11-NOV-2006 09:25:54	Twilight	35.000	100	4Gam Crv	2.5800	13100.	70	24567	No
84	GOM_NL__2PRFIN20061111_092724_000000362052_00465_24567_3580.N1	11-NOV-2006 09:27:24	Twilight	36.000	171	2Eps Crv	3.0010	4250.0	72	24567	No
85	GOM_NL__2PRFIN20061111_093630_000000342052_00465_24567_3581.N1	11-NOV-2006 09:36:30	Dark	33.500	113	Mu Vel	2.6920	5000.0	67	24567	No
86	GOM_NL__2PRFIN20061111_094349_000000402052_00466_24568_3564.N1	11-NOV-2006 09:43:49	Dark	40.000	34	Gam2Vel	1.7930	23000.	80	24568	No
87	GOM_NL__2PRFIN20061111_094844_000000412052_00466_24568_3565.N1	11-NOV-2006 09:48:44	Dark	40.500	2	Alp Car	-0.73600	7000.0	81	24568	No
88	GOM_NL__2PRFIN20061111_095756_000000332052_00466_24568_3566.N1	11-NOV-2006 09:57:56	Straylight	33.000	157	The1Eri	2.9060	9300.0	66	24568	No
89	GOM_NL__2PRFIN20061111_101113_000000452052_00466_24568_3567.N1	11-NOV-2006 10:11:13	Twilight	44.500	94	92Alp Cet	2.5260	3100.0	89	24568	No
90	GOM_NL__2PRFIN20061111_101554_000000302052_00466_24568_3568.N1	11-NOV-2006 10:15:54	Bright	30.000	105	6Bet Ari	2.6450	8900.0	60	24568	No
91	GOM_NL__2PRFIN20061111_102000_000000312052_00466_24568_3569.N1	11-NOV-2006 10:20:00	Bright	30.500	173	4Bet Tri	3.0040	8900.0	61	24568	No
92	GOM_NL__2PRFIN20061111_102204_000000322052_00466_24568_3570.N1	11-NOV-2006 10:22:04	Bright	32.000	73	57Gam1And	2.2600	13100.	64	24568	No
93	GOM_NL__2PRFIN20061111_102534_000000362052_00466_24568_3571.N1	11-NOV-2006 10:25:34	Bright	36.000	35	33Alp Per	1.7950	6250.0	72	24568	No
94	GOM_NL__2PRFIN20061111_102701_000000302052_00466_24568_3572.N1	11-NOV-2006 10:27:01	Bright	29.500	110	37Del Cas	2.6780	8900.0	59	24568	No
95	GOM_NL__2PRFIN20061111_103514_000000302052_00466_24568_3573.N1	11-NOV-2006 10:35:14	Bright	30.000	49	1Alp UMi	1.9900	6300.0	60	24568	No
96	GOM_NL__2PRFIN20061111_104305_000000342052_00466_24568_3574.N1	11-NOV-2006 10:43:05	Bright	34.000	36	50Alp UMa	1.8000	6300.0	68	24568	No
97	GOM_NL__2PRFIN20061111_104444_000000342052_00466_24568_3575.N1	11-NOV-2006 10:44:44	Bright	33.500	82	48Bet UMa	2.3650	10600.	67	24568	No
98	GOM_NL__2PRFIN20061111_104839_000000372052_00466_24568_3576.N1	11-NOV-2006 10:48:39	Bright	37.000	174	52Psi UMa	3.0040	4400.0	74	24568	No
99	GOM_NL__2PRFIN20061111_105013_000000292052_00466_24568_3577.N1	11-NOV-2006 10:50:13	Bright	29.000	152	12Alp2CVn	2.8900	11000.	58	24568	No
100	GOM_NL__2PRFIN20061111_105759_000000342052_00466_24568_3578.N1	11-NOV-2006 10:57:59	Bright	33.500	62	94Bet Leo	2.1360	9700.0	67	24568	No
101	GOM_NL__2PRFIN20061111_110631_000000352052_00466_24568_3579.N1	11-NOV-2006 11:06:31	Twilight	34.500	100	4Gam Crv	2.5800	13100.	69	24568	No

102	GOM_NL__2PRFIN20061111_110800_000000372052_00466_24568_3580.N1	11-NOV-2006 11:08:00	Twilight	36.500	171	2Eps Crv	3.0010	4250.0	73	24568	No
103	GOM_NL__2PRFIN20061111_111706_000000342052_00466_24568_3581.N1	11-NOV-2006 11:17:06	Dark	34.000	113	Mu Vel	2.6920	5000.0	68	24568	No
104	GOM_NL__2PRFIN20061111_112426_000000402052_00467_24569_3627.N1	11-NOV-2006 11:24:26	Dark	39.500	34	Gam2Vel	1.7930	23000.	79	24569	No
105	GOM_NL__2PRFIN20061111_112921_000000532052_00467_24569_3628.N1	11-NOV-2006 11:29:21	Dark	53.000	2	Alp Car	-0.73600	7000.0	106	24569	No
106	GOM_NL__2PRFIN20061111_113832_000000302052_00467_24569_3629.N1	11-NOV-2006 11:38:32	Straylight	29.500	157	The1Eri	2.9060	9300.0	59	24569	No
107	GOM_NL__2PRFIN20061111_115149_000000452052_00467_24569_3630.N1	11-NOV-2006 11:51:49	Twilight	45.000	94	92Alp Cet	2.5260	3100.0	90	24569	No
108	GOM_NL__2PRFIN20061111_115630_000000312052_00467_24569_3631.N1	11-NOV-2006 11:56:30	Bright	31.000	105	6Bet Ari	2.6450	8900.0	62	24569	No
109	GOM_NL__2PRFIN20061111_120036_000000302052_00467_24569_3632.N1	11-NOV-2006 12:00:36	Bright	30.000	173	4Bet Tri	3.0040	8900.0	60	24569	No
110	GOM_NL__2PRFIN20061111_120240_000000312052_00467_24569_3633.N1	11-NOV-2006 12:02:40	Bright	30.500	73	57Gam1And	2.2600	13100.	61	24569	No
111	GOM_NL__2PRFIN20061111_120609_000000342052_00467_24569_3634.N1	11-NOV-2006 12:06:09	Bright	33.500	35	33Alp Per	1.7950	6250.0	67	24569	No
112	GOM_NL__2PRFIN20061111_120737_000000312052_00467_24569_3635.N1	11-NOV-2006 12:07:37	Bright	31.000	110	37Del Cas	2.6780	8900.0	62	24569	No
113	GOM_NL__2PRFIN20061111_121550_000000312052_00467_24569_3636.N1	11-NOV-2006 12:15:50	Bright	30.500	49	1Alp UMi	1.9900	6300.0	61	24569	No
114	GOM_NL__2PRFIN20061111_122341_000000352052_00467_24569_3637.N1	11-NOV-2006 12:23:41	Bright	34.500	36	50Alp UMa	1.8000	6300.0	69	24569	No
115	GOM_NL__2PRFIN20061111_122519_000000352052_00467_24569_3638.N1	11-NOV-2006 12:25:19	Bright	35.000	82	48Bet UMa	2.3650	10600.	70	24569	No
116	GOM_NL__2PRFIN20061111_122915_000000342052_00467_24569_3639.N1	11-NOV-2006 12:29:15	Bright	33.500	174	52Psi UMa	3.0040	4400.0	67	24569	No
117	GOM_NL__2PRFIN20061111_123836_000000332052_00467_24569_3640.N1	11-NOV-2006 12:38:36	Bright	32.500	62	94Bet Leo	2.1360	9700.0	65	24569	No
118	GOM_NL__2PRFIN20061111_124707_000000372052_00467_24569_3641.N1	11-NOV-2006 12:47:07	Twilight	36.500	100	4Gam Crv	2.5800	13100.	73	24569	No
119	GOM_NL__2PRFIN20061111_124837_000000372052_00467_24569_3642.N1	11-NOV-2006 12:48:37	Twilight	37.000	171	2Eps Crv	3.0010	4250.0	74	24569	No
120	GOM_NL__2PRFIN20061111_125742_000000342052_00467_24569_3643.N1	11-NOV-2006 12:57:42	Dark	33.500	113	Mu Vel	2.6920	5000.0	67	24569	No
121	GOM_NL__2PRFIN20061111_130503_000000402052_00468_24570_3629.N1	11-NOV-2006 13:05:03	Dark	39.500	34	Gam2Vel	1.7930	23000.	79	24570	No
122	GOM_NL__2PRFIN20061111_130958_000000472052_00468_24570_3630.N1	11-NOV-2006 13:09:58	Dark	46.500	2	Alp Car	-0.73600	7000.0	93	24570	No
123	GOM_NL__2PRFIN20061111_131908_000000352052_00468_24570_3631.N1	11-NOV-2006 13:19:08	Straylight	34.500	157	The1Eri	2.9060	9300.0	69	24570	No
124	GOM_NL__2PRFIN20061111_133224_000000442052_00468_24570_3632.N1	11-NOV-2006 13:32:24	Twilight	44.000	94	92Alp Cet	2.5260	3100.0	88	24570	No
125	GOM_NL__2PRFIN20061111_133705_000000302052_00468_24570_3633.N1	11-NOV-2006 13:37:05	Bright	29.500	105	6Bet Ari	2.6450	8900.0	59	24570	No
126	GOM_NL__2PRFIN20061111_134112_000000302052_00468_24570_3634.N1	11-NOV-2006 13:41:12	Bright	30.000	173	4Bet Tri	3.0040	8900.0	60	24570	No
127	GOM_NL__2PRFIN20061111_134316_000000312052_00468_24570_3635.N1	11-NOV-2006 13:43:16	Bright	31.000	73	57Gam1And	2.2600	13100.	62	24570	No
128	GOM_NL__2PRFIN20061111_134645_000000342052_00468_24570_3636.N1	11-NOV-2006 13:46:45	Bright	33.500	35	33Alp Per	1.7950	6250.0	67	24570	No
129	GOM_NL__2PRFIN20061111_134813_000000292052_00468_24570_3637.N1	11-NOV-2006 13:48:13	Bright	29.000	110	37Del Cas	2.6780	8900.0	58	24570	No
130	GOM_NL__2PRFIN20061111_135626_000000292052_00468_24570_3638.N1	11-NOV-2006 13:56:26	Bright	29.000	49	1Alp UMi	1.9900	6300.0	58	24570	No
131	GOM_NL__2PRFIN20061111_140417_000000512052_00468_24570_3639.N1	11-NOV-2006 14:04:17	Bright	51.000	36	50Alp UMa	1.8000	6300.0	102	24570	No
132	GOM_NL__2PRFIN20061111_140555_000000342052_00468_24570_3640.N1	11-NOV-2006 14:05:55	Bright	34.000	82	48Bet UMa	2.3650	10600.	68	24570	No
133	GOM_NL__2PRFIN20061111_140951_000000342052_00468_24570_3641.N1	11-NOV-2006 14:09:51	Bright	34.000	174	52Psi UMa	3.0040	4400.0	68	24570	No
134	GOM_NL__2PRFIN20061111_141125_000000292052_00468_24570_3642.N1	11-NOV-2006 14:11:25	Bright	28.500	152	12Alp2CVn	2.8900	11000.	57	24570	No
135	GOM_NL__2PRFIN20061111_141912_000000332052_00468_24570_3643.N1	11-NOV-2006 14:19:12	Bright	32.500	62	94Bet Leo	2.1360	9700.0	65	24570	No
136	GOM_NL__2PRFIN20061111_142743_000000362052_00468_24570_3644.N1	11-NOV-2006 14:27:43	Twilight	36.000	100	4Gam Crv	2.5800	13100.	72	24570	No
137	GOM_NL__2PRFIN20061111_142913_000000372052_00468_24570_3645.N1	11-NOV-2006 14:29:13	Twilight	36.500	171	2Eps Crv	3.0010	4250.0	73	24570	No
138	GOM_NL__2PRFIN20061111_143819_000000332052_00468_24570_3646.N1	11-NOV-2006 14:38:19	Dark	32.500	113	Mu Vel	2.6920	5000.0	65	24570	No
139	GOM_NL__2PRFIN20061111_144540_000000432052_00469_24571_3629.N1	11-NOV-2006 14:45:40	Dark	42.500	34	Gam2Vel	1.7930	23000.	85	24571	No
140	GOM_NL__2PRFIN20061111_145034_000000412052_00469_24571_3630.N1	11-NOV-2006 14:50:34	Dark	41.000	2	Alp Car	-0.73600	7000.0	82	24571	No
141	GOM_NL__2PRFIN20061111_145945_000000332052_00469_24571_3631.N1	11-NOV-2006 14:59:45	Straylight	32.500	157	The1Eri	2.9060	9300.0	65	24571	No
142	GOM_NL__2PRFIN20061111_151300_000000442052_00469_24571_3632.N1	11-NOV-2006 15:13:00	Twilight	43.500	94	92Alp Cet	2.5260	3100.0	87	24571	No
143	GOM_NL__2PRFIN20061111_151741_000000312052_00469_24571_3633.N1	11-NOV-2006 15:17:41	Bright	30.500	105	6Bet Ari	2.6450	8900.0	61	24571	No
144	GOM_NL__2PRFIN20061111_152148_000000312052_00469_24571_3634.N1	11-NOV-2006 15:21:48	Bright	30.500	173	4Bet Tri	3.0040	8900.0	61	24571	No
145	GOM_NL__2PRFIN20061111_152352_000000312052_00469_24571_3635.N1	11-NOV-2006 15:23:52	Bright	30.500	73	57Gam1And	2.2600	13100.	61	24571	No
146	GOM_NL__2PRFIN20061111_152720_000000342052_00469_24571_3636.N1	11-NOV-2006 15:27:20	Bright	34.000	35	33Alp Per	1.7950	6250.0	68	24571	No
147	GOM_NL__2PRFIN20061111_152849_000000302052_00469_24571_3637.N1	11-NOV-2006 15:28:49	Bright	29.500	110	37Del Cas	2.6780	8900.0	59	24571	No
148	GOM_NL__2PRFIN20061111_153702_000000302052_00469_24571_3638.N1	11-NOV-2006 15:37:02	Bright	29.500	49	1Alp UMi	1.9900	6300.0	59	24571	No
149	GOM_NL__2PRFIN20061111_154452_000000512052_00469_24571_3639.N1	11-NOV-2006 15:44:52	Bright	51.000	36	50Alp UMa	1.8000	6300.0	102	24571	No
150	GOM_NL__2PRFIN20061111_154631_000000342052_00469_24571_3640.N1	11-NOV-2006 15:46:31	Bright	34.000	82	48Bet UMa	2.3650	10600.	68	24571	No
151	GOM_NL__2PRFIN20061111_155027_000000362052_00469_24571_3641.N1	11-NOV-2006 15:50:27	Bright	36.000	174	52Psi UMa	3.0040	4400.0	72	24571	No
152	GOM_NL__2PRFIN20061111_155201_000000382052_00469_24571_3642.N1	11-NOV-2006 15:52:01	Bright	38.000	152	12Alp2CVn	2.8900	11000.	76	24571	No
153	GOM_NL__2PRFIN20061111_155948_000000332052_00469_24571_3643.N1	11-NOV-2006 15:59:48	Bright	32.500	62	94Bet Leo	2.1360	9700.0	65	24571	No
154	GOM_NL__2PRFIN20061111_160820_000000342052_00469_24571_3644.N1	11-NOV-2006 16:08:20	Twilight	33.500	100	4Gam Crv	2.5800	13100.	67	24571	No
155	GOM_NL__2PRFIN20061111_160950_000000352052_00469_24571_3645.N1	11-NOV-2006 16:09:50	Twilight	35.000	171	2Eps Crv	3.0010	4250.0	70	24571	No
156	GOM_NL__2PRFIN20061111_161856_000000442052_00469_24571_3646.N1	11-NOV-2006 16:18:56	Dark	43.500	113	Mu Vel	2.6920	5000.0	87	24571	No
157	GOM_NL__2PRFIN20061111_162617_000000432052_00470_24572_3629.N1	11-NOV-2006 16:26:17	Dark	42.500	34	Gam2Vel	1.7930	23000.	85	24572	No
158	GOM_NL__2PRFIN20061111_163111_000000432052_00470_24572_3630.N1	11-NOV-2006 16:31:11	Dark	43.000	2	Alp Car	-0.73600	7000.0	86	24572	No
159	GOM_NL__2PRFIN20061111_164021_000000342052_00470_24572_3631.N1	11-NOV-2006 16:40:21	Straylight	34.000	157	The1Eri	2.9060	9300.0	68	24572	No
160	GOM_NL__2PRFIN20061111_165336_000000442052_00470_24572_3632.N1	11-NOV-2006 16:53:36	Twilight	44.000	94	92Alp Cet	2.5260	3100.0	88	24572	No

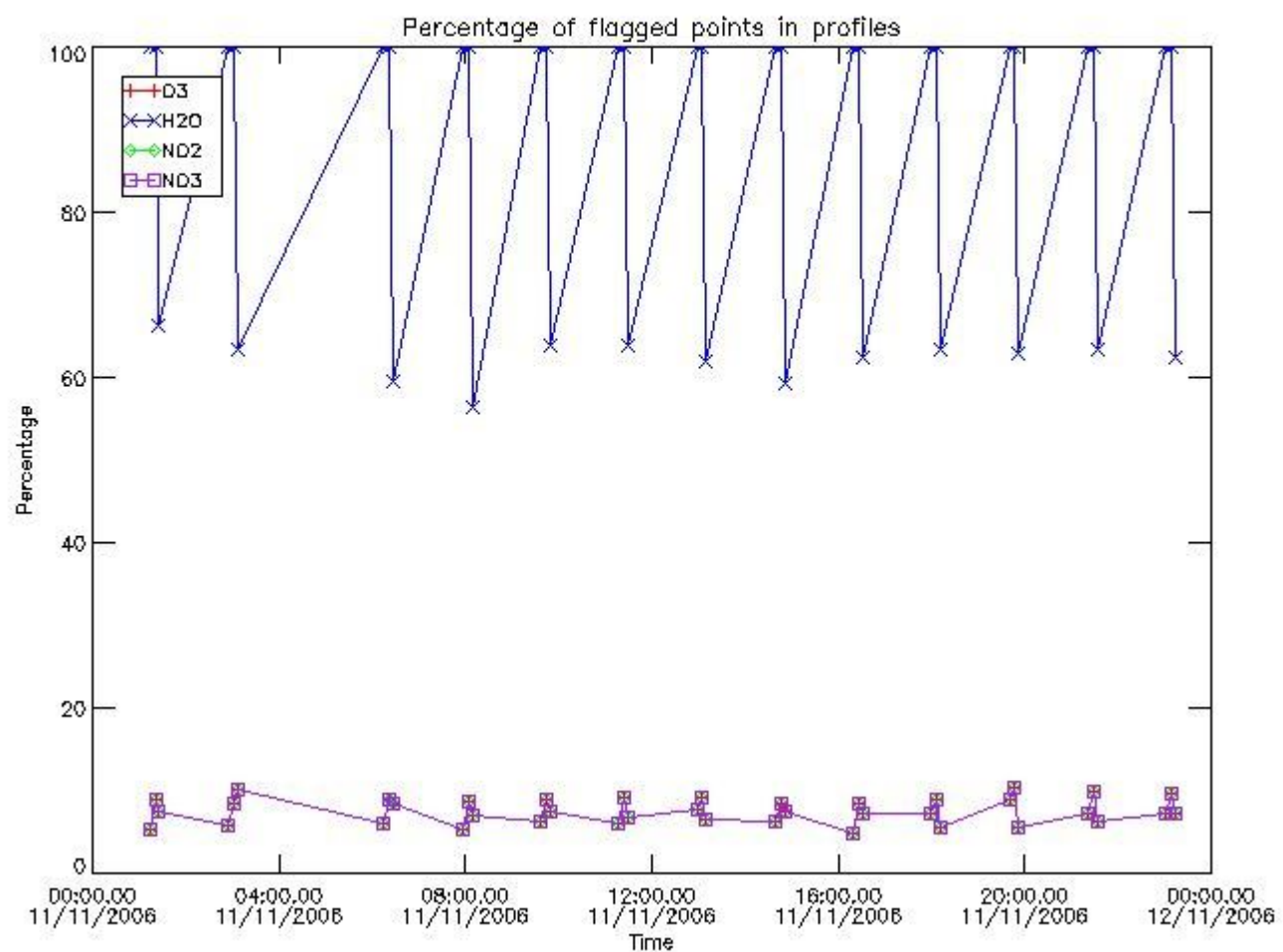
161	GOM_NL__2PRFIN20061111_165817_000000322052_00470_24572_3633.N1	11-NOV-2006 16:58:17	Bright	32.000	105	6Bet Ari	2.6450	8900.0	64	24572	No
162	GOM_NL__2PRFIN20061111_170224_000000312052_00470_24572_3634.N1	11-NOV-2006 17:02:24	Bright	30.500	173	4Bet Tri	3.0040	8900.0	61	24572	No
163	GOM_NL__2PRFIN20061111_170428_000000302052_00470_24572_3635.N1	11-NOV-2006 17:04:28	Bright	29.500	73	57Gam1And	2.2600	13100.	59	24572	No
164	GOM_NL__2PRFIN20061111_170756_000000352052_00470_24572_3636.N1	11-NOV-2006 17:07:56	Bright	35.000	35	33Alp Per	1.7950	6250.0	70	24572	No
165	GOM_NL__2PRFIN20061111_170925_000000292052_00470_24572_3637.N1	11-NOV-2006 17:09:25	Bright	29.000	110	37Del Cas	2.6780	8900.0	58	24572	No
166	GOM_NL__2PRFIN20061111_171738_000000312052_00470_24572_3638.N1	11-NOV-2006 17:17:38	Bright	31.000	49	1Alp UMi	1.9900	6300.0	62	24572	No
167	GOM_NL__2PRFIN20061111_172528_000000352052_00470_24572_3639.N1	11-NOV-2006 17:25:28	Bright	34.500	36	50Alp UMa	1.8000	6300.0	69	24572	No
168	GOM_NL__2PRFIN20061111_172706_000000342052_00470_24572_3640.N1	11-NOV-2006 17:27:06	Bright	34.000	82	48Bet UMa	2.3650	10600.	68	24572	No
169	GOM_NL__2PRFIN20061111_173103_000000352052_00470_24572_3641.N1	11-NOV-2006 17:31:03	Bright	34.500	174	52Psi UMa	3.0040	4400.0	69	24572	No
170	GOM_NL__2PRFIN20061111_173237_000000282052_00470_24572_3642.N1	11-NOV-2006 17:32:37	Bright	28.000	152	12Alp2CVn	2.8900	11000.	56	24572	No
171	GOM_NL__2PRFIN20061111_174024_000000492052_00470_24572_3643.N1	11-NOV-2006 17:40:24	Bright	49.000	62	94Bet Leo	2.1360	9700.0	98	24572	No
172	GOM_NL__2PRFIN20061111_174856_000000342052_00470_24572_3644.N1	11-NOV-2006 17:48:56	Twilight	34.000	100	4Gam Crv	2.5800	13100.	68	24572	No
173	GOM_NL__2PRFIN20061111_175026_000000392052_00470_24572_3645.N1	11-NOV-2006 17:50:26	Twilight	38.500	171	2Eps Crv	3.0010	4250.0	77	24572	No
174	GOM_NL__2PRFIN20061111_175932_000000352052_00470_24572_3646.N1	11-NOV-2006 17:59:32	Dark	35.000	113	Mu Vel	2.6920	5000.0	70	24572	No
175	GOM_NL__2PRFIN20061111_180654_000000412052_00471_24573_3630.N1	11-NOV-2006 18:06:54	Dark	40.500	34	Gam2Vel	1.7930	23000.	81	24573	No
176	GOM_NL__2PRFIN20061111_181148_000000552052_00471_24573_3631.N1	11-NOV-2006 18:11:48	Dark	54.500	2	Alp Car	-0.73600	7000.0	109	24573	No
177	GOM_NL__2PRFIN20061111_182057_000000342052_00471_24573_3632.N1	11-NOV-2006 18:20:57	Straylight	33.500	157	The1Eri	2.9060	9300.0	67	24573	No
178	GOM_NL__2PRFIN20061111_183412_000000422052_00471_24573_3633.N1	11-NOV-2006 18:34:12	Twilight	42.000	94	92Alp Cet	2.5260	3100.0	84	24573	No
179	GOM_NL__2PRFIN20061111_183853_000000322052_00471_24573_3634.N1	11-NOV-2006 18:38:53	Bright	31.500	105	6Bet Ari	2.6450	8900.0	63	24573	No
180	GOM_NL__2PRFIN20061111_184300_000000312052_00471_24573_3635.N1	11-NOV-2006 18:43:00	Bright	31.000	173	4Bet Tri	3.0040	8900.0	62	24573	No
181	GOM_NL__2PRFIN20061111_184503_000000322052_00471_24573_3636.N1	11-NOV-2006 18:45:03	Bright	32.000	73	57Gam1And	2.2600	13100.	64	24573	No
182	GOM_NL__2PRFIN20061111_184831_000000342052_00471_24573_3637.N1	11-NOV-2006 18:48:31	Bright	34.000	35	33Alp Per	1.7950	6250.0	68	24573	No
183	GOM_NL__2PRFIN20061111_185001_000000302052_00471_24573_3638.N1	11-NOV-2006 18:50:01	Bright	29.500	110	37Del Cas	2.6780	8900.0	59	24573	No
184	GOM_NL__2PRFIN20061111_185814_000000302052_00471_24573_3639.N1	11-NOV-2006 18:58:14	Bright	30.000	49	1Alp UMi	1.9900	6300.0	60	24573	No
185	GOM_NL__2PRFIN20061111_190604_000000512052_00471_24573_3640.N1	11-NOV-2006 19:06:04	Bright	51.000	36	50Alp UMa	1.8000	6300.0	102	24573	No
186	GOM_NL__2PRFIN20061111_190742_000000342052_00471_24573_3641.N1	11-NOV-2006 19:07:42	Bright	34.000	82	48Bet UMa	2.3650	10600.	68	24573	No
187	GOM_NL__2PRFIN20061111_191139_000000362052_00471_24573_3642.N1	11-NOV-2006 19:11:39	Bright	35.500	174	52Psi UMa	3.0040	4400.0	71	24573	No
188	GOM_NL__2PRFIN20061111_191313_000000292052_00471_24573_3643.N1	11-NOV-2006 19:13:13	Bright	28.500	152	12Alp2CVn	2.8900	11000.	57	24573	No
189	GOM_NL__2PRFIN20061111_192101_000000512052_00471_24573_3644.N1	11-NOV-2006 19:21:01	Bright	50.500	62	94Bet Leo	2.1360	9700.0	101	24573	No
190	GOM_NL__2PRFIN20061111_192932_000000372052_00471_24573_3645.N1	11-NOV-2006 19:29:32	Twilight	36.500	100	4Gam Crv	2.5800	13100.	73	24573	No
191	GOM_NL__2PRFIN20061111_193102_000000382052_00471_24573_3646.N1	11-NOV-2006 19:31:02	Twilight	37.500	171	2Eps Crv	3.0010	4250.0	75	24573	No
192	GOM_NL__2PRFIN20061111_194008_000000352052_00471_24573_3647.N1	11-NOV-2006 19:40:08	Dark	34.500	113	Mu Vel	2.6920	5000.0	69	24573	No
193	GOM_NL__2PRFIN20061111_194730_000000402052_00472_24574_3632.N1	11-NOV-2006 19:47:30	Dark	39.500	34	Gam2Vel	1.7930	23000.	79	24574	No
194	GOM_NL__2PRFIN20061111_195224_000000542052_00472_24574_3633.N1	11-NOV-2006 19:52:24	Dark	54.000	2	Alp Car	-0.73600	7000.0	108	24574	No
195	GOM_NL__2PRFIN20061111_200133_000000342052_00472_24574_3634.N1	11-NOV-2006 20:01:33	Straylight	33.500	157	The1Eri	2.9060	9300.0	67	24574	No
196	GOM_NL__2PRFIN20061111_201448_000000452052_00472_24574_3635.N1	11-NOV-2006 20:14:48	Twilight	44.500	94	92Alp Cet	2.5260	3100.0	89	24574	No
197	GOM_NL__2PRFIN20061111_201929_000000312052_00472_24574_3636.N1	11-NOV-2006 20:19:29	Bright	31.000	105	6Bet Ari	2.6450	8900.0	62	24574	No
198	GOM_NL__2PRFIN20061111_202335_000000302052_00472_24574_3637.N1	11-NOV-2006 20:23:35	Bright	29.500	173	4Bet Tri	3.0040	8900.0	59	24574	No
199	GOM_NL__2PRFIN20061111_202539_000000312052_00472_24574_3638.N1	11-NOV-2006 20:25:39	Bright	31.000	73	57Gam1And	2.2600	13100.	62	24574	No
200	GOM_NL__2PRFIN20061111_202907_000000352052_00472_24574_3639.N1	11-NOV-2006 20:29:07	Bright	35.000	35	33Alp Per	1.7950	6250.0	70	24574	No
201	GOM_NL__2PRFIN20061111_203037_000000292052_00472_24574_3640.N1	11-NOV-2006 20:30:37	Bright	28.500	110	37Del Cas	2.6780	8900.0	57	24574	No
202	GOM_NL__2PRFIN20061111_203849_000000292052_00472_24574_3641.N1	11-NOV-2006 20:38:49	Bright	29.000	49	1Alp UMi	1.9900	6300.0	58	24574	No
203	GOM_NL__2PRFIN20061111_204640_000000352052_00472_24574_3642.N1	11-NOV-2006 20:46:40	Bright	34.500	36	50Alp UMa	1.8000	6300.0	69	24574	No
204	GOM_NL__2PRFIN20061111_204818_000000372052_00472_24574_3643.N1	11-NOV-2006 20:48:18	Bright	37.000	82	48Bet UMa	2.3650	10600.	74	24574	No
205	GOM_NL__2PRFIN20061111_205214_000000282052_00472_24574_3644.N1	11-NOV-2006 20:52:14	Bright	28.000	174	52Psi UMa	3.0040	4400.0	56	24574	No
206	GOM_NL__2PRFIN20061111_205349_000000302052_00472_24574_3645.N1	11-NOV-2006 20:53:49	Bright	29.500	152	12Alp2CVn	2.8900	11000.	59	24574	No
207	GOM_NL__2PRFIN20061111_210137_000000332052_00472_24574_3646.N1	11-NOV-2006 21:01:37	Bright	33.000	62	94Bet Leo	2.1360	9700.0	66	24574	No
208	GOM_NL__2PRFIN20061111_211008_000000352052_00472_24574_3647.N1	11-NOV-2006 21:10:08	Twilight	34.500	100	4Gam Crv	2.5800	13100.	69	24574	No
209	GOM_NL__2PRFIN20061111_211138_000000362052_00472_24574_3648.N1	11-NOV-2006 21:11:38	Twilight	35.500	171	2Eps Crv	3.0010	4250.0	71	24574	No
210	GOM_NL__2PRFIN20061111_212045_000000352052_00472_24574_3649.N1	11-NOV-2006 21:20:45	Dark	35.000	113	Mu Vel	2.6920	5000.0	70	24574	No
211	GOM_NL__2PRFIN20061111_212807_000000422052_00473_24575_3635.N1	11-NOV-2006 21:28:07	Dark	41.500	34	Gam2Vel	1.7930	23000.	83	24575	No
212	GOM_NL__2PRFIN20061111_213301_000000492052_00473_24575_3636.N1	11-NOV-2006 21:33:01	Dark	49.000	2	Alp Car	-0.73600	7000.0	98	24575	No
213	GOM_NL__2PRFIN20061111_214209_000000332052_00473_24575_3637.N1	11-NOV-2006 21:42:09	Straylight	32.500	157	The1Eri	2.9060	9300.0	65	24575	No
214	GOM_NL__2PRFIN20061111_215523_000000442052_00473_24575_3638.N1	11-NOV-2006 21:55:23	Twilight	44.000	94	92Alp Cet	2.5260	3100.0	88	24575	No
215	GOM_NL__2PRFIN20061111_220005_000000302052_00473_24575_3639.N1	11-NOV-2006 22:00:05	Bright	30.000	105	6Bet Ari	2.6450	8900.0	60	24575	No
216	GOM_NL__2PRFIN20061111_220411_000000302052_00473_24575_3640.N1	11-NOV-2006 22:04:11	Bright	29.500	173	4Bet Tri	3.0040	8900.0	59	24575	No
217	GOM_NL__2PRFIN20061111_220615_000000312052_00473_24575_3641.N1	11-NOV-2006 22:06:15	Bright	31.000	73	57Gam1And	2.2600	13100.	62	24575	No
218	GOM_NL__2PRFIN20061111_220942_000000352052_00473_24575_3642.N1	11-NOV-2006 22:09:42	Bright	35.000	35	33Alp Per	1.7950	6250.0	70	24575	No
219	GOM_NL__2PRFIN20061111_221113_000000292052_00473_24575_3643.N1	11-NOV-2006 22:11:13	Bright	29.000	110	37Del Cas	2.6780	8900.0	58	24575	No

220	GOM_NL__2PRFIN20061111_221925_000000302052_00473_24575_3644.N1	11-NOV-2006 22:19:25	Bright	30.000	49	1Alp UMi	1.9900	6300.0	60	24575	No
221	GOM_NL__2PRFIN20061111_222716_000000352052_00473_24575_3645.N1	11-NOV-2006 22:27:16	Bright	34.500	36	50Alp UMa	1.8000	6300.0	69	24575	No
222	GOM_NL__2PRFIN20061111_222854_000000332052_00473_24575_3646.N1	11-NOV-2006 22:28:54	Bright	33.000	82	48Bet UMa	2.3650	10600.	66	24575	No
223	GOM_NL__2PRFIN20061111_223250_000000282052_00473_24575_3647.N1	11-NOV-2006 22:32:50	Bright	28.000	174	52Psi UMa	3.0040	4400.0	56	24575	No
224	GOM_NL__2PRFIN20061111_223425_000000292052_00473_24575_3648.N1	11-NOV-2006 22:34:25	Bright	28.500	152	12Alp2CVn	2.8900	11000.	57	24575	No
225	GOM_NL__2PRFIN20061111_224213_000000352052_00473_24575_3649.N1	11-NOV-2006 22:42:13	Bright	34.500	62	94Bet Leo	2.1360	9700.0	69	24575	No
226	GOM_NL__2PRFIN20061111_225045_000000332052_00473_24575_3650.N1	11-NOV-2006 22:50:45	Twilight	32.500	100	4Gam Crv	2.5800	13100.	65	24575	No
227	GOM_NL__2PRFIN20061111_225215_000000352052_00473_24575_3651.N1	11-NOV-2006 22:52:15	Twilight	35.000	171	2Eps Crv	3.0010	4250.0	70	24575	No
228	GOM_NL__2PRFIN20061111_230121_000000352052_00473_24575_3652.N1	11-NOV-2006 23:01:21	Dark	35.000	113	Mu Vel	2.6920	5000.0	70	24575	No
229	GOM_NL__2PRFIN20061111_230844_000000432052_00474_24576_3635.N1	11-NOV-2006 23:08:44	Dark	42.500	34	Gam2Vel	1.7930	23000.	85	24576	No
230	GOM_NL__2PRFIN20061111_231337_000000432052_00474_24576_3636.N1	11-NOV-2006 23:13:37	Dark	43.000	2	Alp Car	-0.73600	7000.0	86	24576	No
231	GOM_NL__2PRFIN20061111_232245_000000322052_00474_24576_3637.N1	11-NOV-2006 23:22:45	Straylight	32.000	157	The1Eri	2.9060	9300.0	64	24576	No
232	GOM_NL__2PRFIN20061111_233559_000000412052_00474_24576_3638.N1	11-NOV-2006 23:35:59	Twilight	41.000	94	92Alp Cet	2.5260	3100.0	82	24576	No
233	GOM_NL__2PRFIN20061111_234041_000000322052_00474_24576_3639.N1	11-NOV-2006 23:40:41	Bright	31.500	105	6Bet Ari	2.6450	8900.0	63	24576	No
234	GOM_NL__2PRFIN20061111_234447_000000302052_00474_24576_3640.N1	11-NOV-2006 23:44:47	Bright	30.000	173	4Bet Tri	3.0040	8900.0	60	24576	No
235	GOM_NL__2PRFIN20061111_234651_000000292052_00474_24576_3641.N1	11-NOV-2006 23:46:51	Bright	29.000	73	57Gam1And	2.2600	13100.	58	24576	No
236	GOM_NL__2PRFIN20061111_235018_000000342052_00474_24576_3642.N1	11-NOV-2006 23:50:18	Bright	33.500	35	33Alp Per	1.7950	6250.0	67	24576	No
237	GOM_NL__2PRFIN20061111_235148_000000302052_00474_24576_3643.N1	11-NOV-2006 23:51:48	Bright	29.500	110	37Del Cas	2.6780	8900.0	59	24576	No

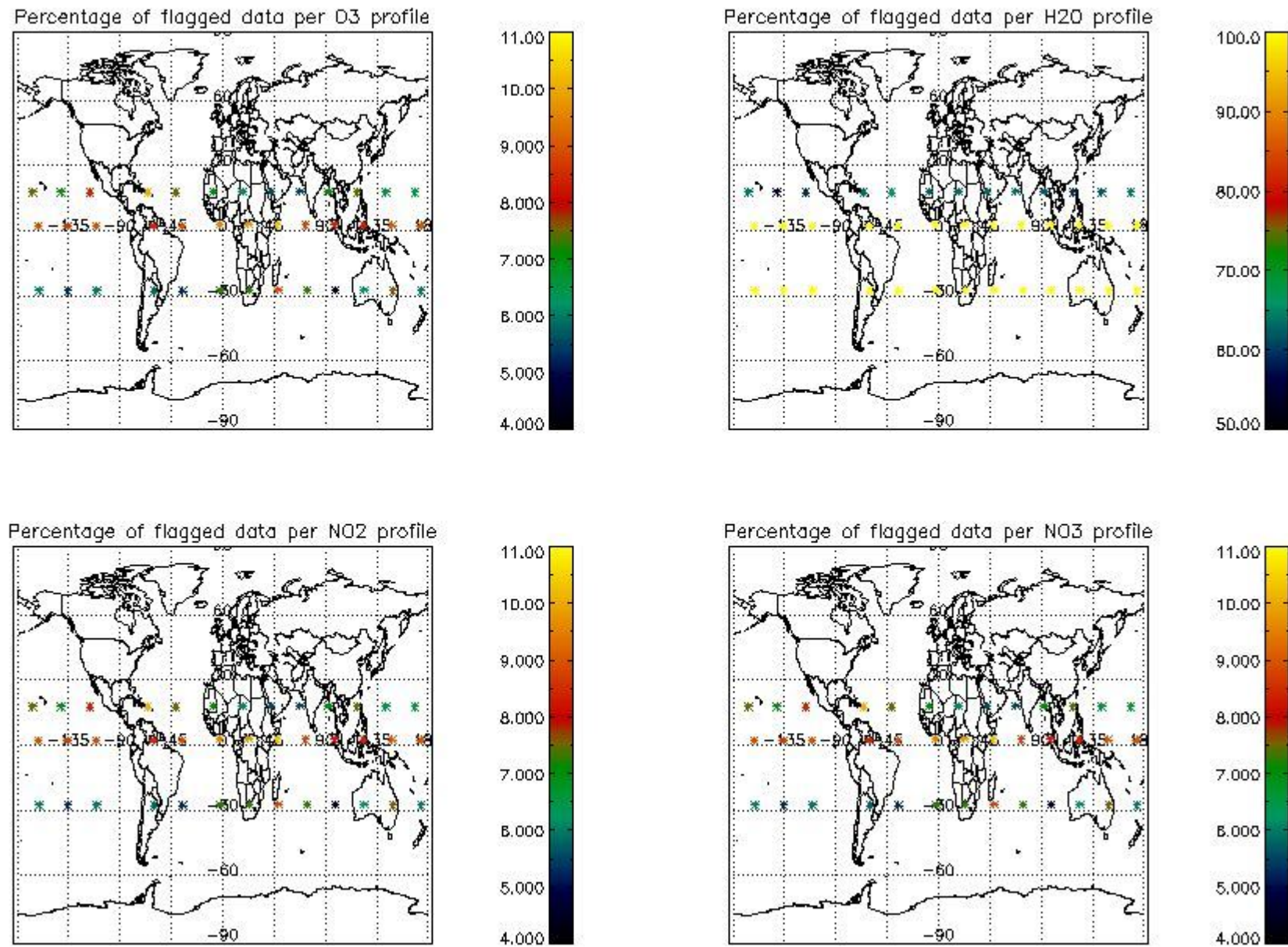
3. Quality information per product

In this section it is plotted some information contained in the Quality Summary data set of the level 2 products. Only products in dark limb conditions and without errors (error flag in the MPH set to "0") are used.

3.1 Plot quality information per product (time dependant)



3.2 Plot quality information per product (world map)

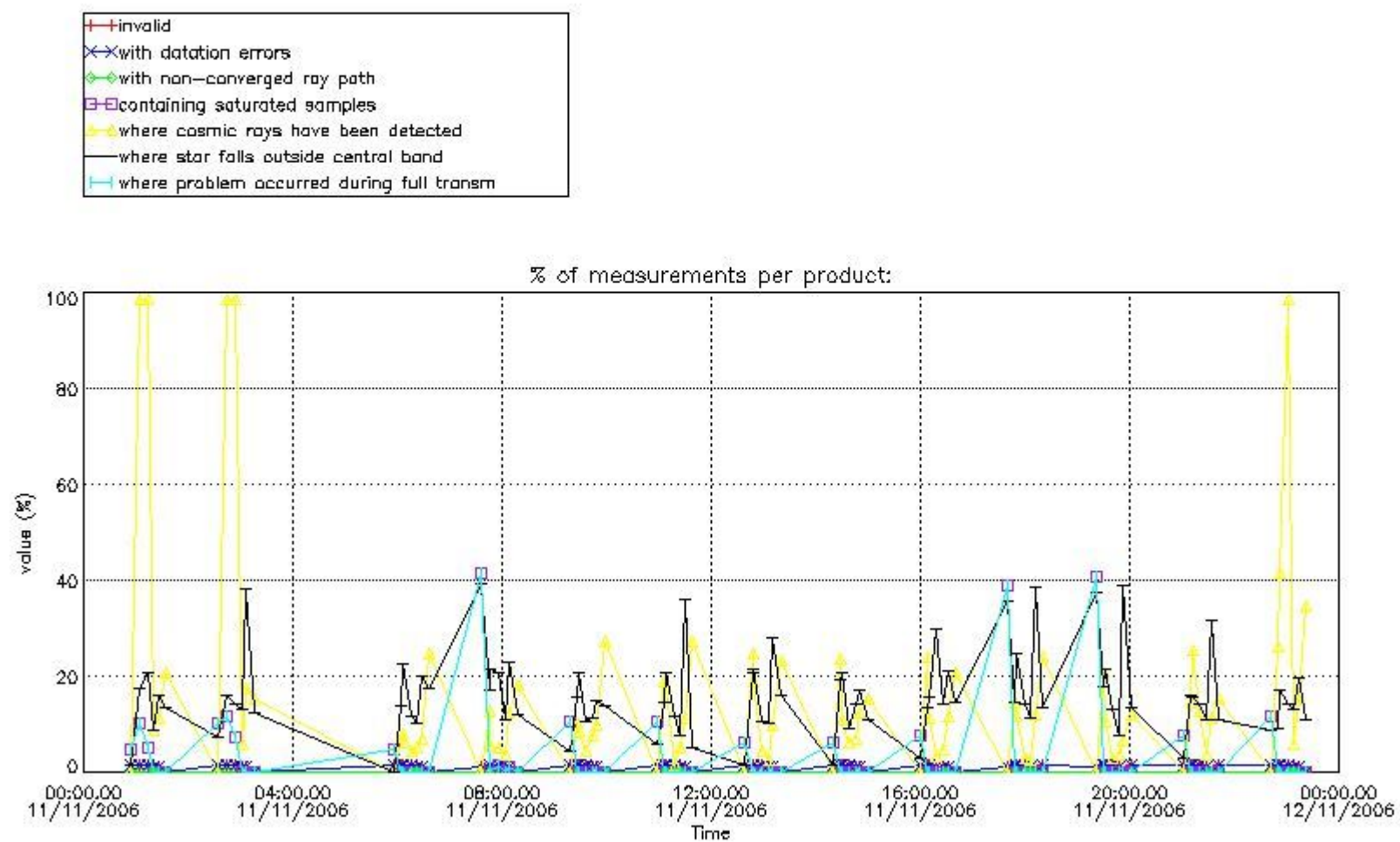


4. Level 1 quality information per product

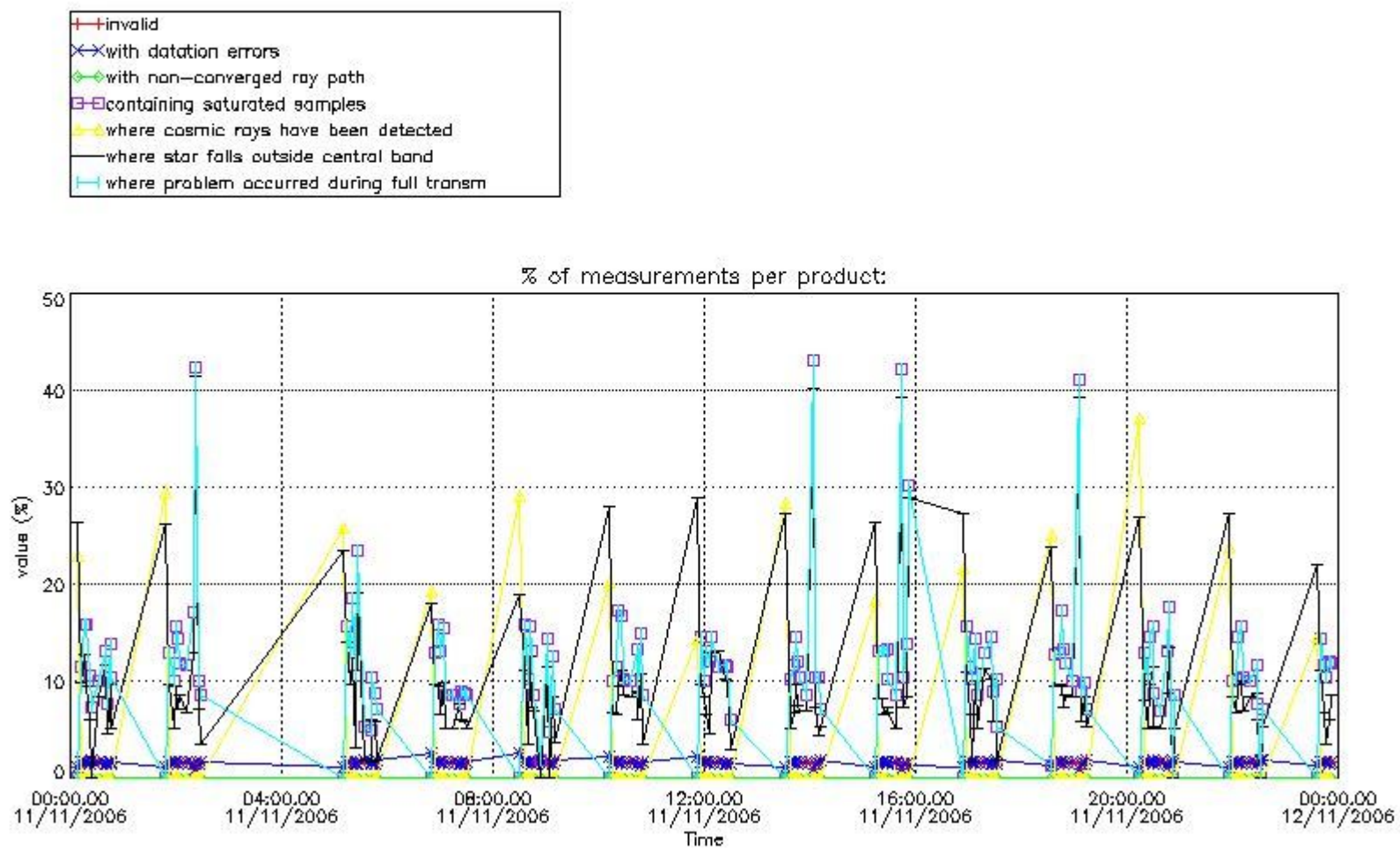
In this section it is plotted some information contained in the Quality Summary data set of the level 2 products that comes from the level 1b processing. Products without errors (error flag in the MPH set to "0") are used.

4.1 Plot quality information per product (time dependant) coming from level 1b processing

4.1.1 Plot level 1 quality information per product (time dependant): ENVISAT ASCENDING passes



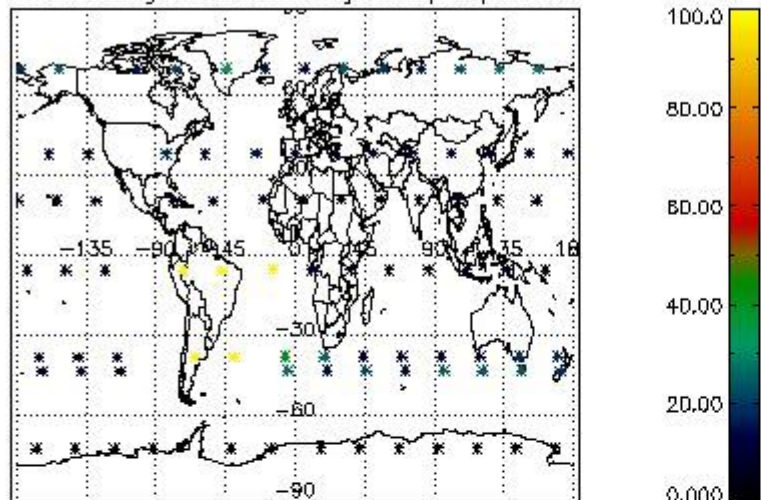
4.1.2 Plot level 1 quality information per product (time dependant): ENVI SAT DESCENDING passes



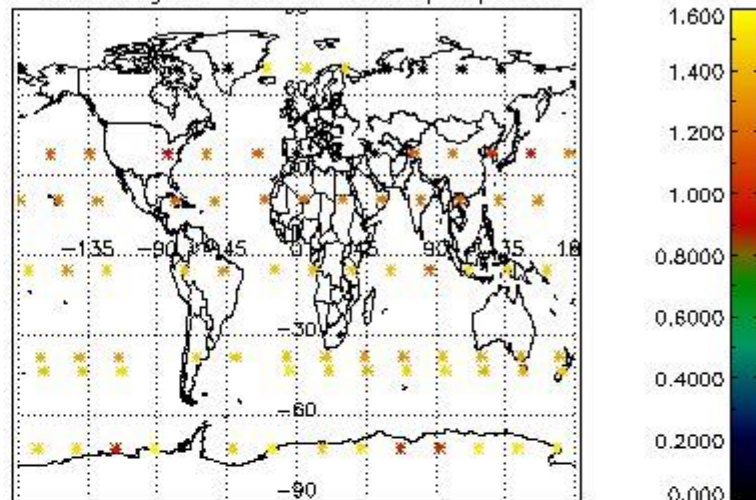
4.2 Plot quality information per product coming from level 1b processing (world map)

4.2.1 Plot level 1 quality information per product (world map): ENVISAT ASCENDING passes

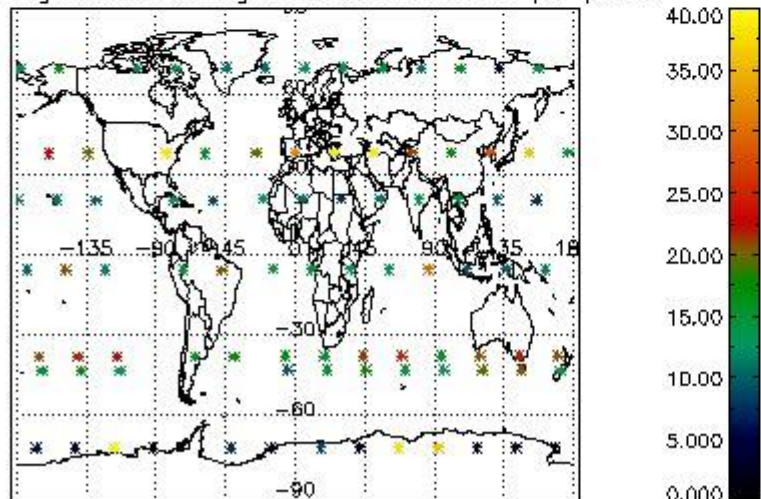
Percentage of cosmic ray hits per profile



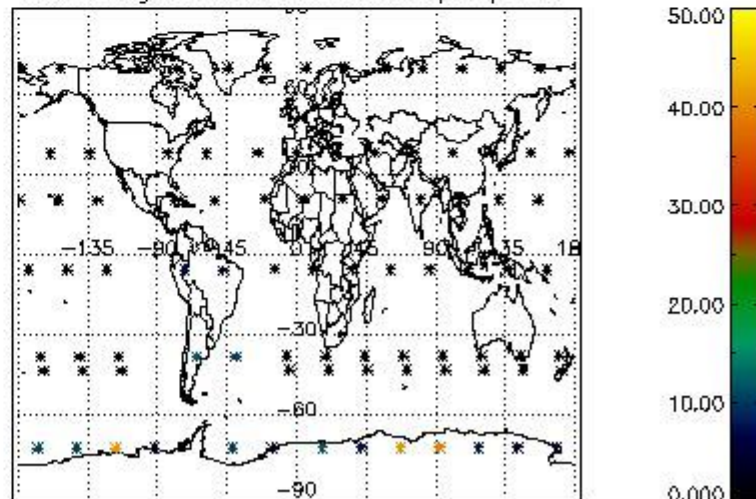
Percentage of datation errors per profile



Percentage of star falling outside central band per profile

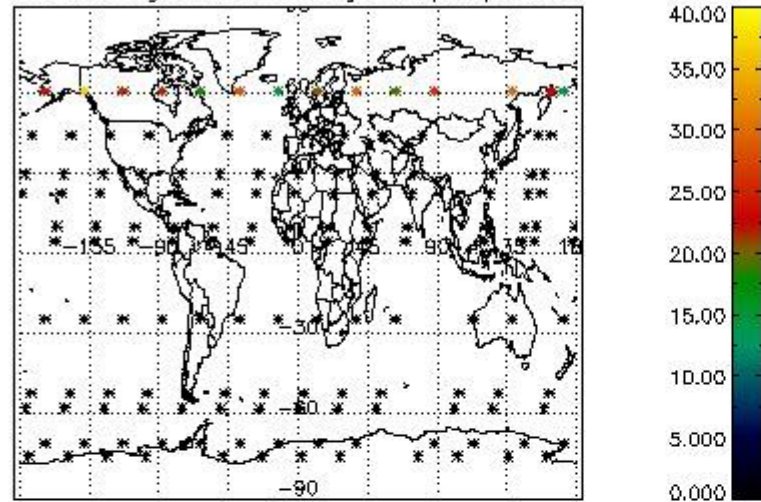


Percentage of saturation errors per profile

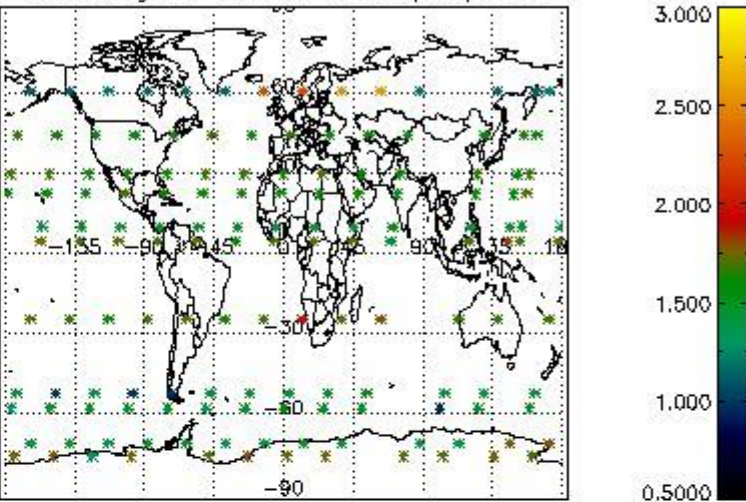


4.2.2 Plot level 1 quality information per product (world map): ENVISAT DESCENDING passes

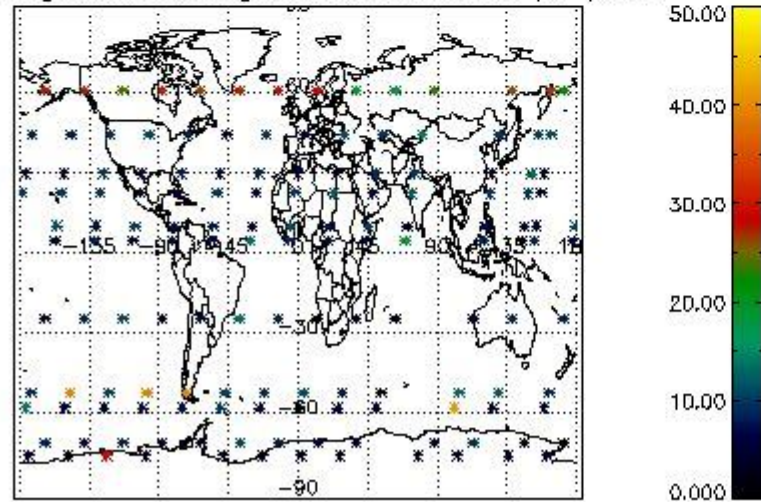
Percentage of cosmic ray hits per profile



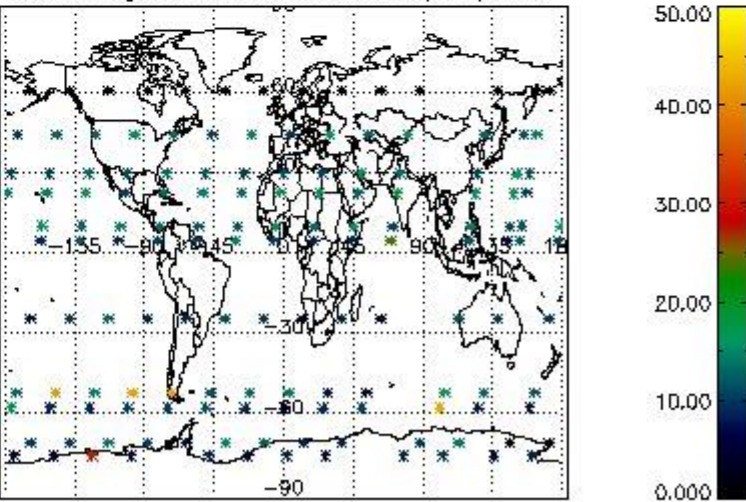
Percentage of datation errors per profile



Percentage of star falling outside central band per profile



Percentage of saturation errors per profile



5. Trace gas profiles

5.1 Ozone statistics based on quality of products

The final quality of the products can be "measured" using the STD (Standard Deviation) attached to every point profile. This information is written to the parameter GOM_NL__2P/NL_LOCAL_SPECIES_DENSITY/o3_std of the level 2 products. The table below shows the statistics for given STD ranges.

The statistics are given with respect to the overall valid production:

- Products without fatal errors: GOM_NL__2P/MPH/PRODUCT_ERR=0
- Valid point profile: GOM_NL__2P/NL_LOCAL_SPECIES_DENSITY/pcd(0)=0

The 'Criteria' is applied to valid points of dark limb products:

- Products in dark limb illumination condition: GOM_NL__2P/NL_SUMMARY_QUALITY/obs_ill_cond=0
- Products without fatal errors: GOM_NL__2P/MPH/PRODUCT_ERR=0
- Valid point profile: GOM_NL__2P/NL_LOCAL_SPECIES_DENSITY/pcd(0)=0

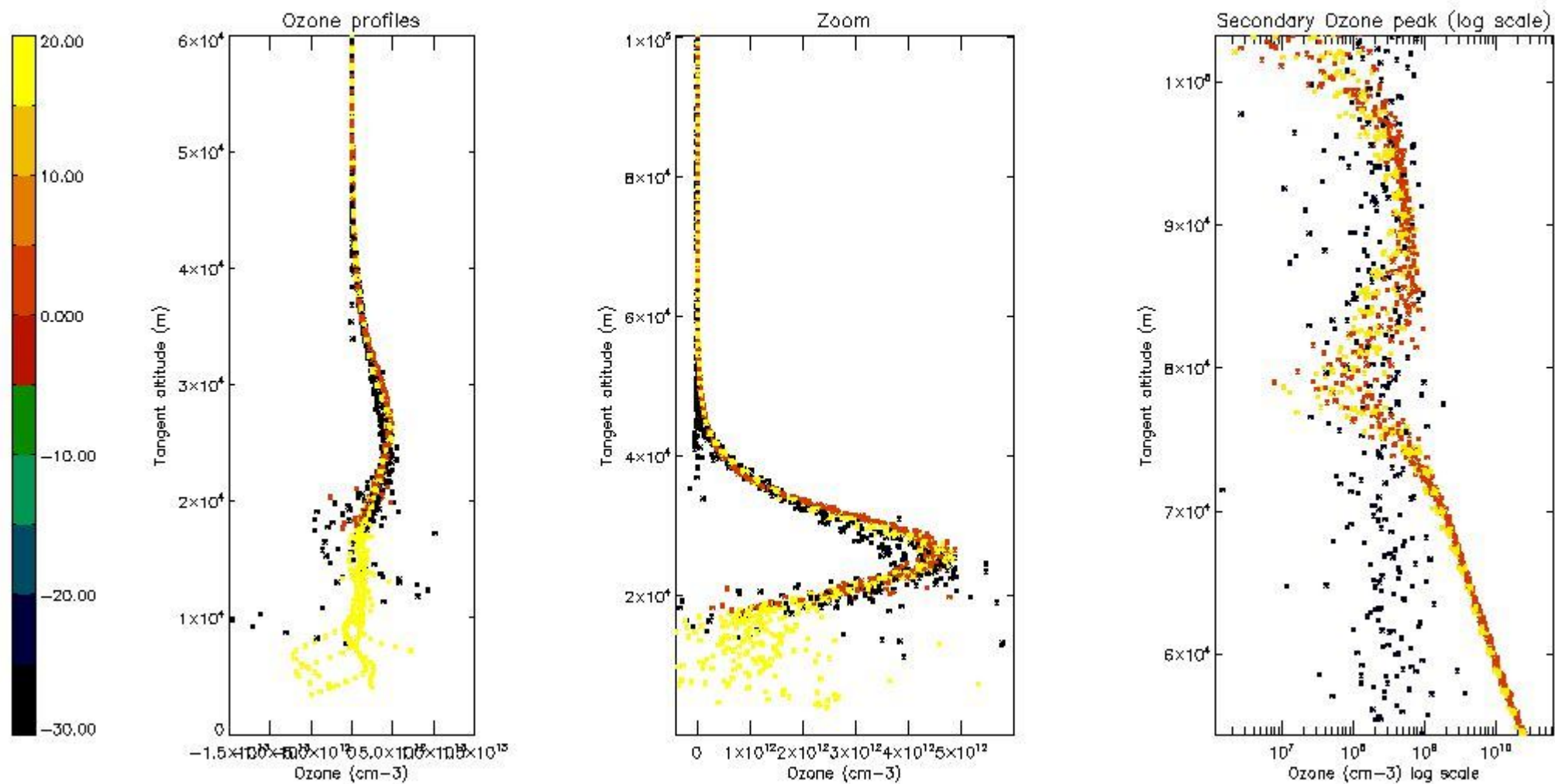
So, the table below shows the percentage of dark limb and valid observations for each criteria with respect to the overall valid daily observations.

Criteria	% of total production
All STD	19
STD < 20	13

STD < 10	11
STD < 5	9

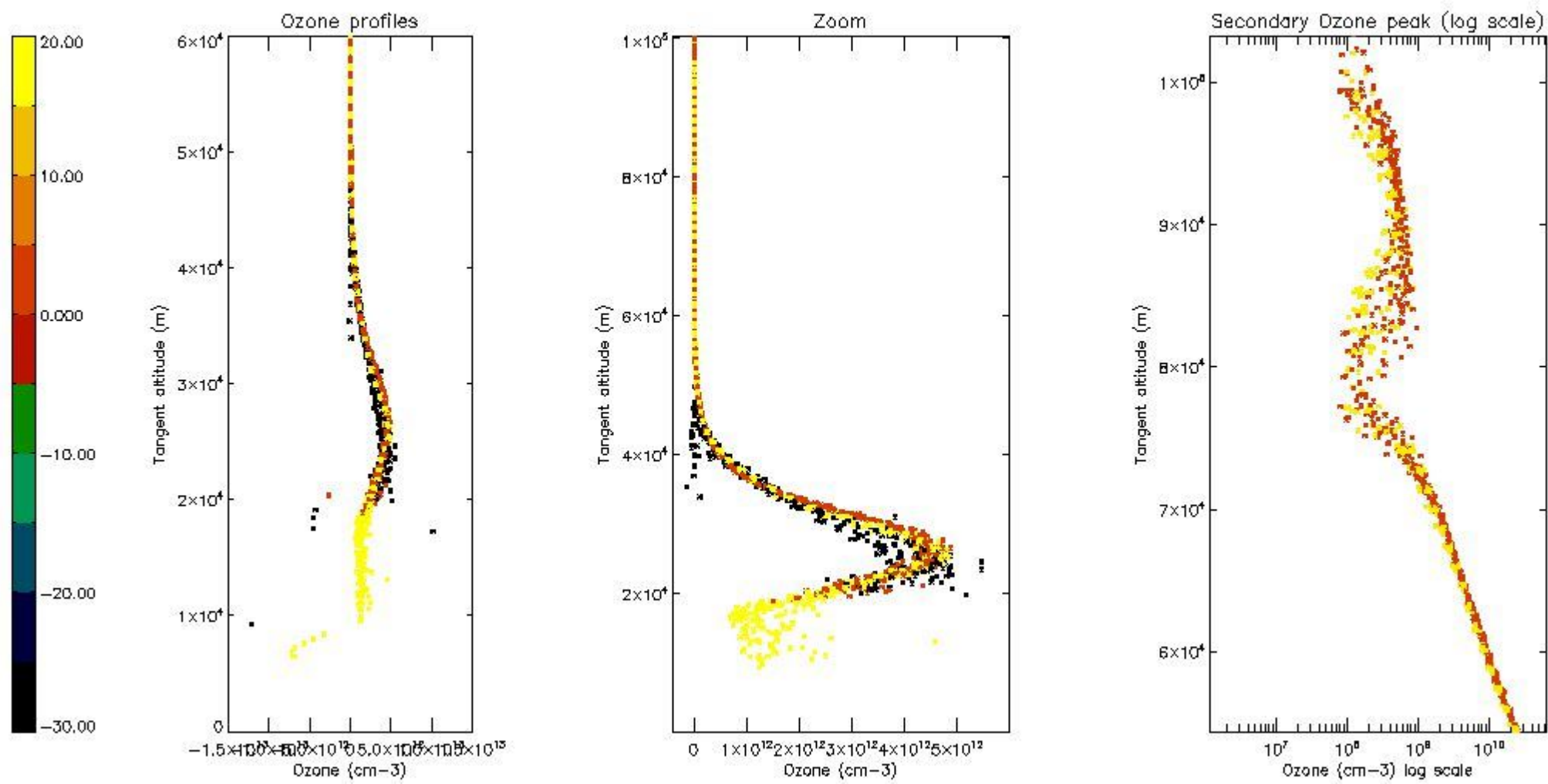
5.2 Plot ozone profiles for all STD (dark without errors)

The colorbar represents the latitude.



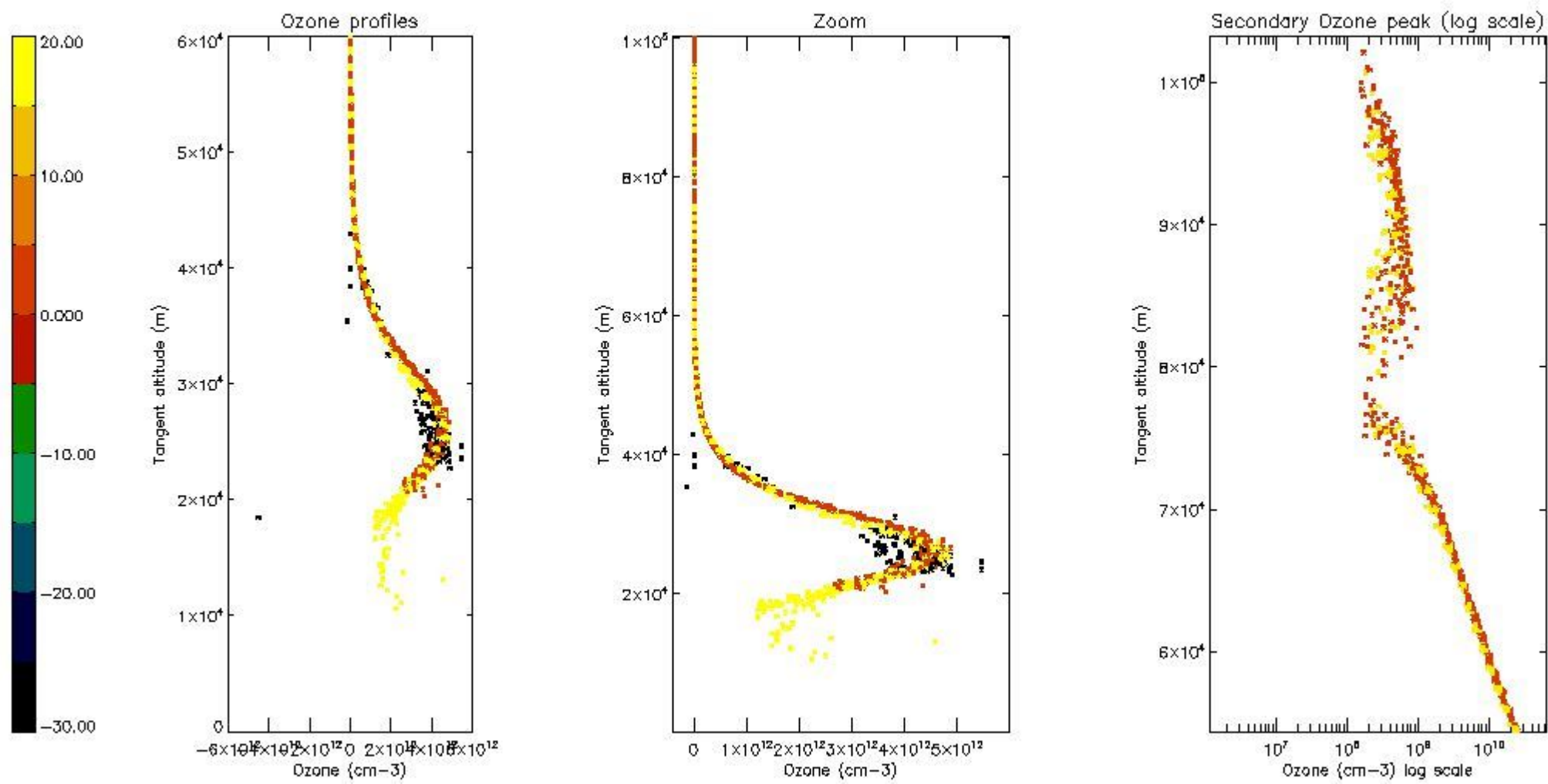
5.3 Plot ozone profiles where STD < 20% (dark without errors)

The colorbar represents the latitude.



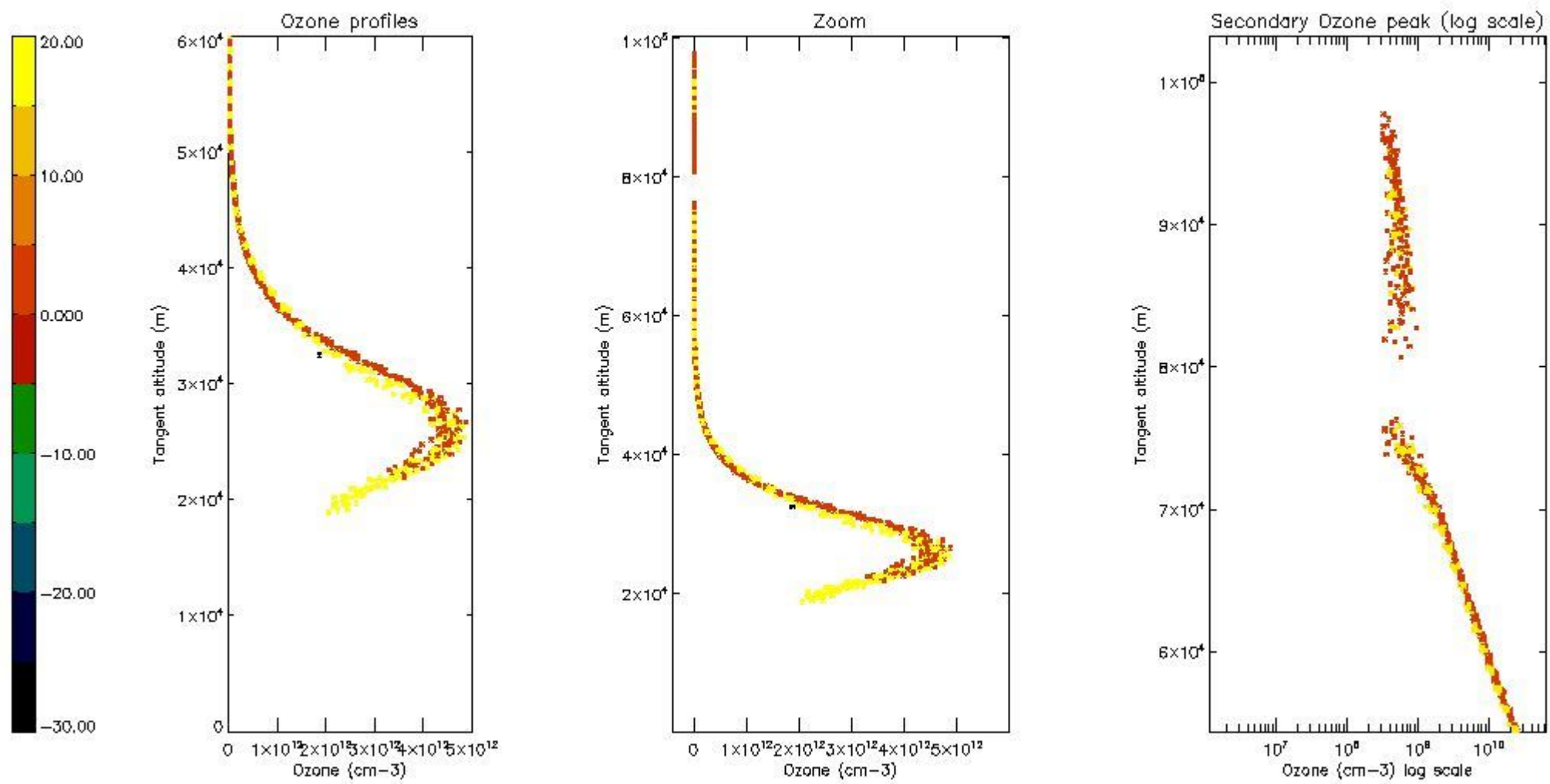
5.4 Plot ozone profiles where STD < 10% (dark without errors)

The colorbar represents the latitude.



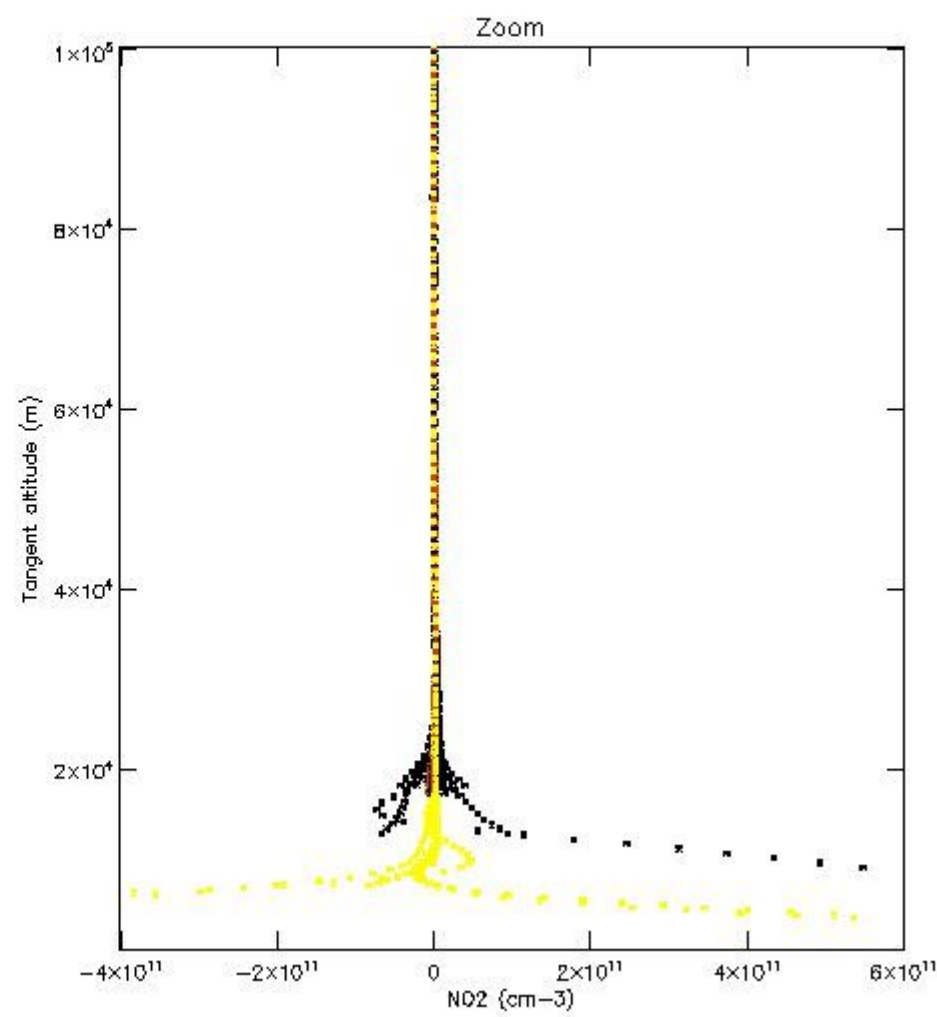
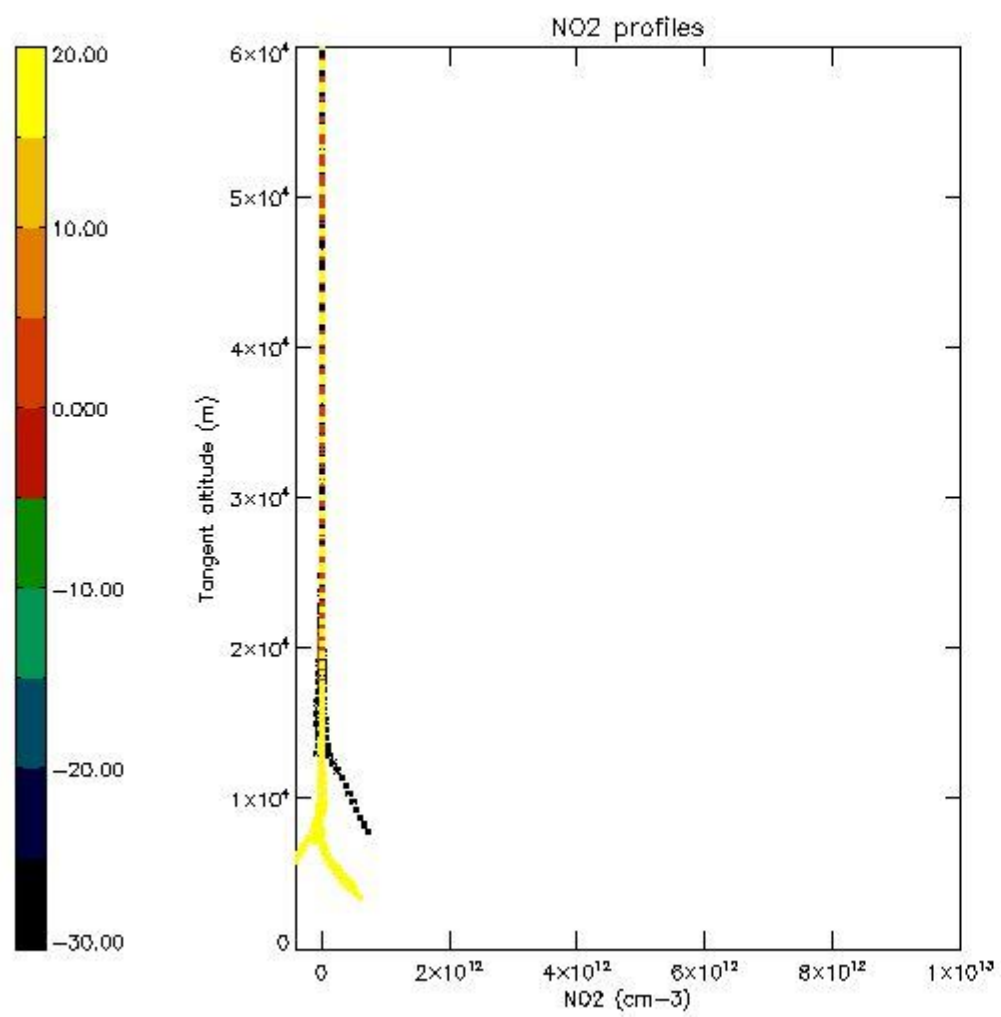
5.5 Plot ozone profiles where $STD < 5\%$ (dark without errors)

The colorbar represents the latitude.



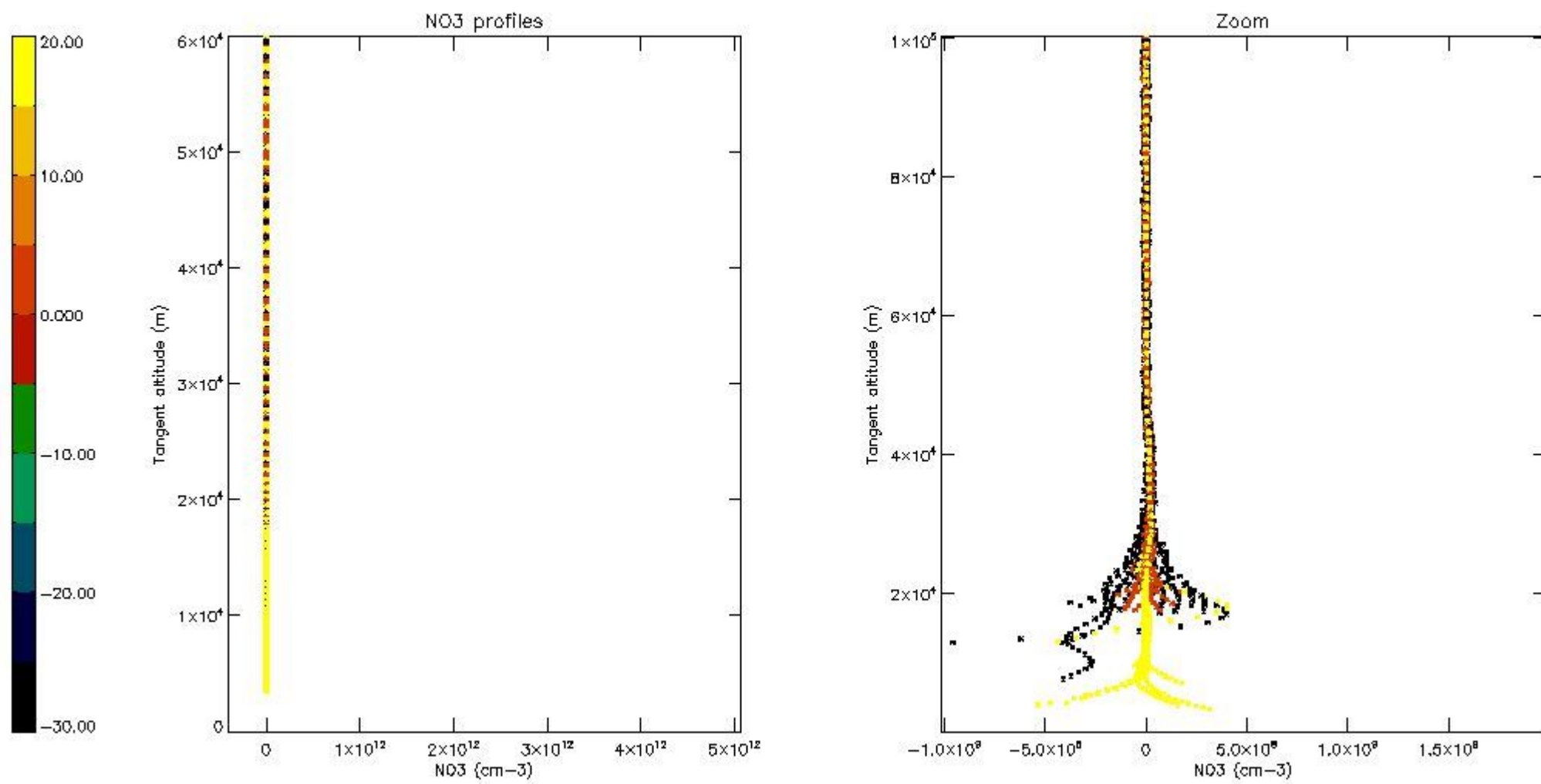
5.6 Plot NO₂ profiles for all STD (dark without errors)

The colorbar represents the latitude.



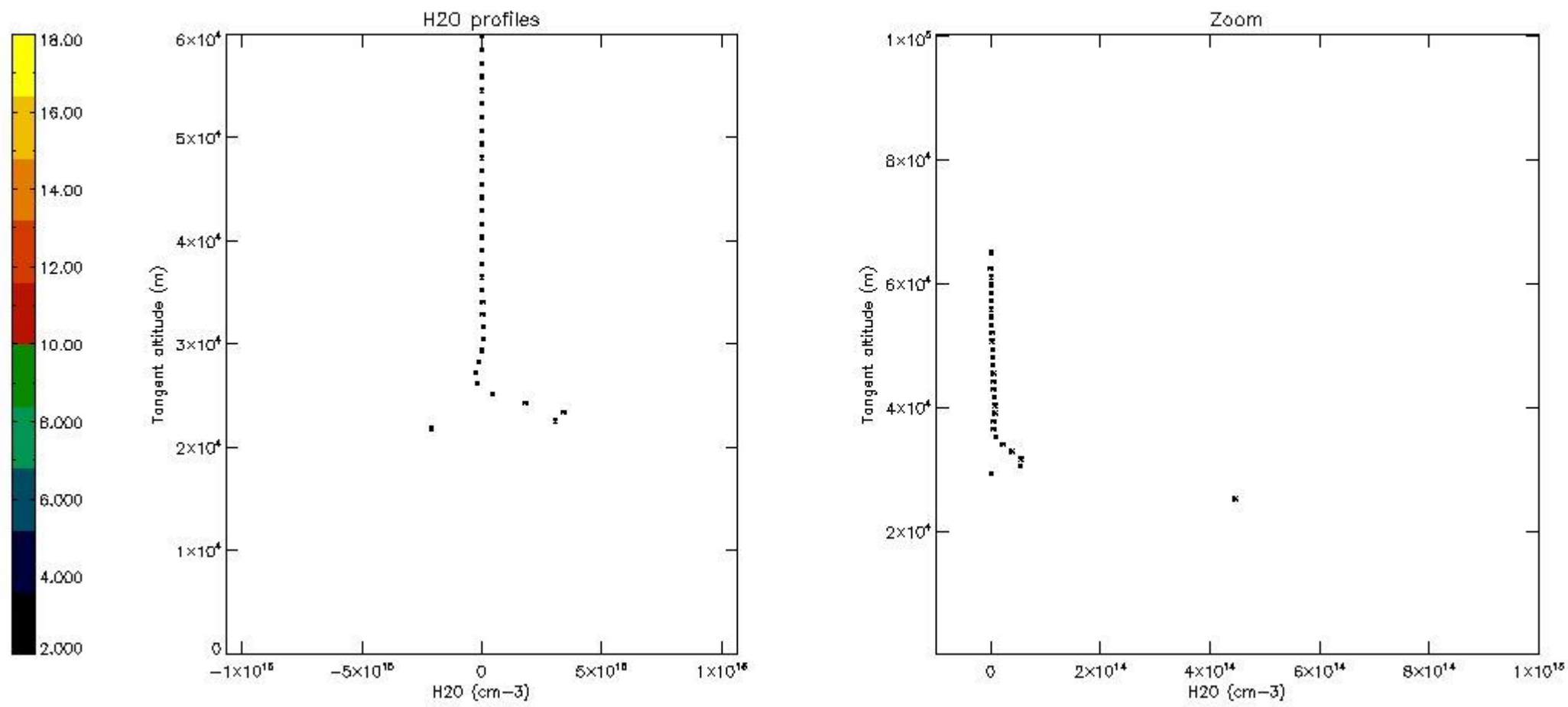
5.7 Plot NO3 profiles for all STD (dark without errors)

The colorbar represents the latitude.



5.8 Plot H2O profiles for all STD (only for occultations of stars 1,2,3,4,13,14,16,26,63 dark without errors)

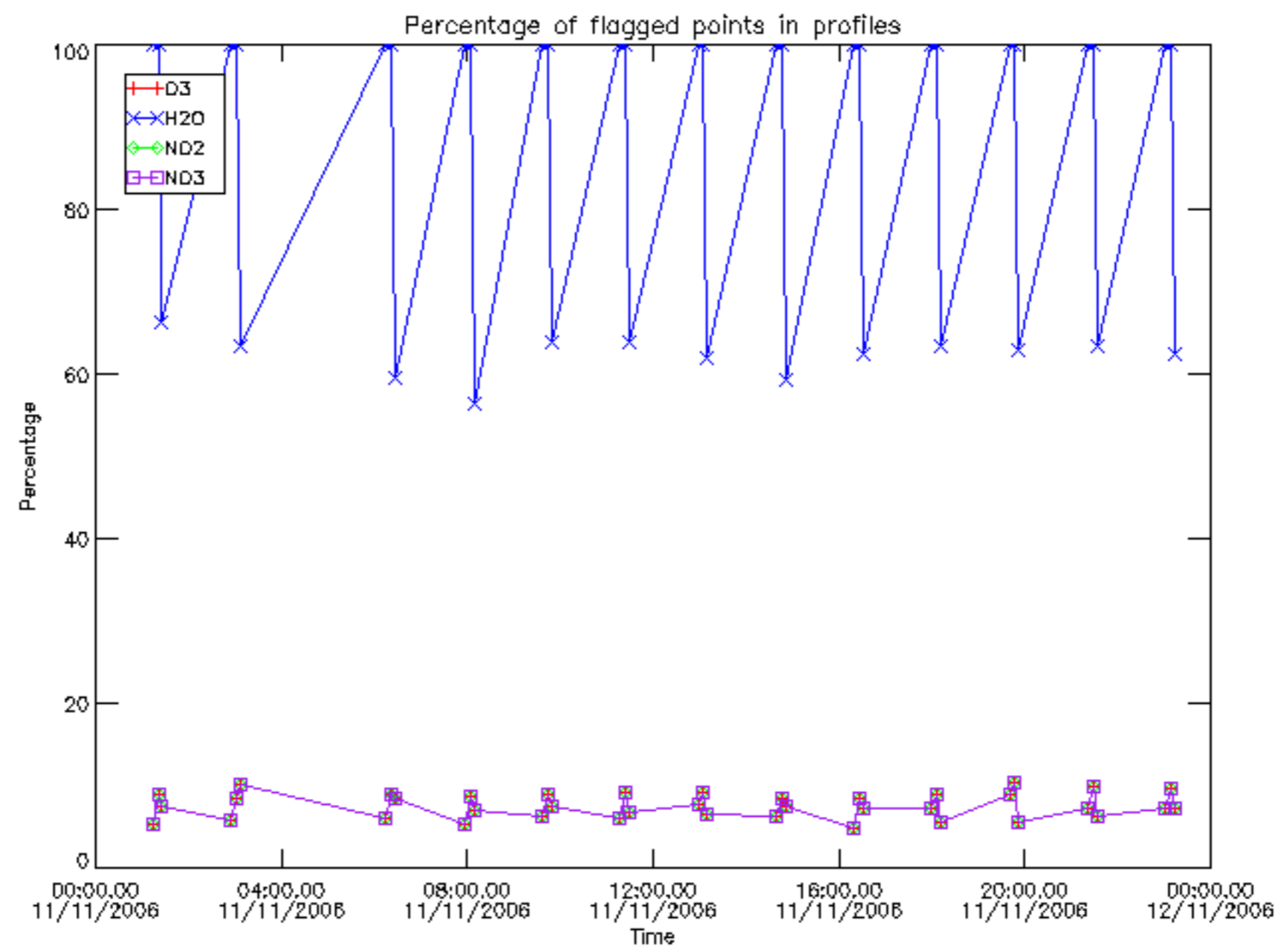
The colorbar represents the latitude.



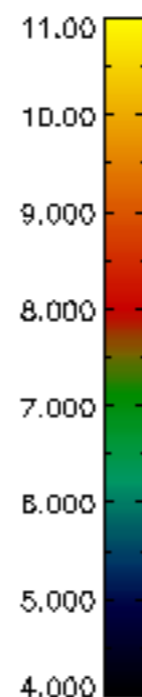
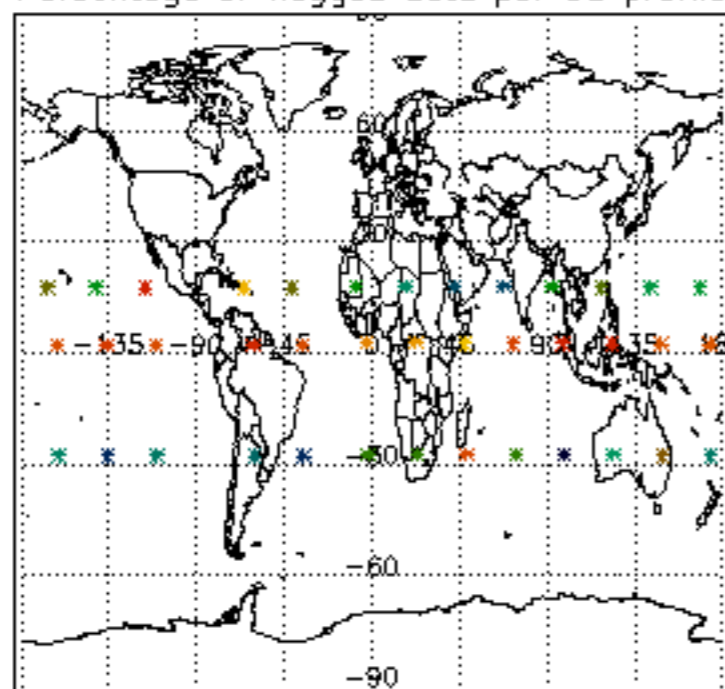
6. Auxiliary Data Files used for the production reported in section 2

The number reported in the third column indicates since which file (see list in section 2) the corresponding auxiliary file has been used. The fourth column is the date of those product files.

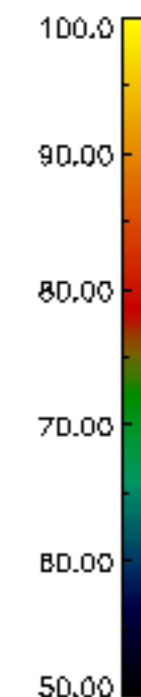
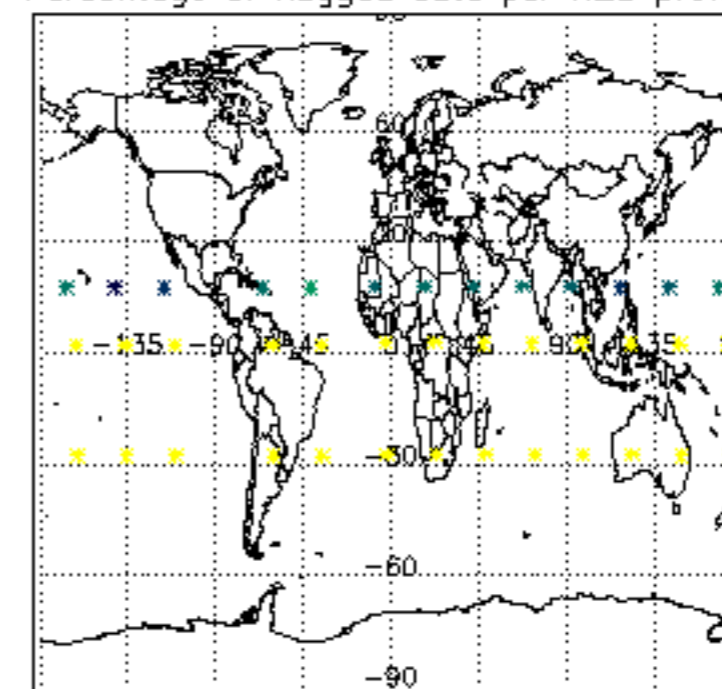
Type	Auxiliary Filename	Used since product	Used since product date
INST_PHYS_CHARACTERISTICS	GOM_INS_AXVIEC20091111_143220_20030716_120000_20500101_000000	1	11-NOV-2006 00:07:38
LEVEL-2_PROC_CONFIG	GOM_PR2_AXVIEC20091111_152718_20020301_000000_20500101_000000	1	11-NOV-2006 00:07:38
CROSS_SECTIONS_FILE	GOM_CRS_AXVIEC20091111_154832_20020301_000000_20500101_000000	1	11-NOV-2006 00:07:38



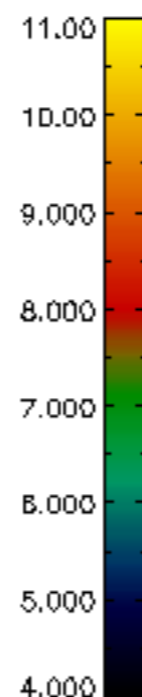
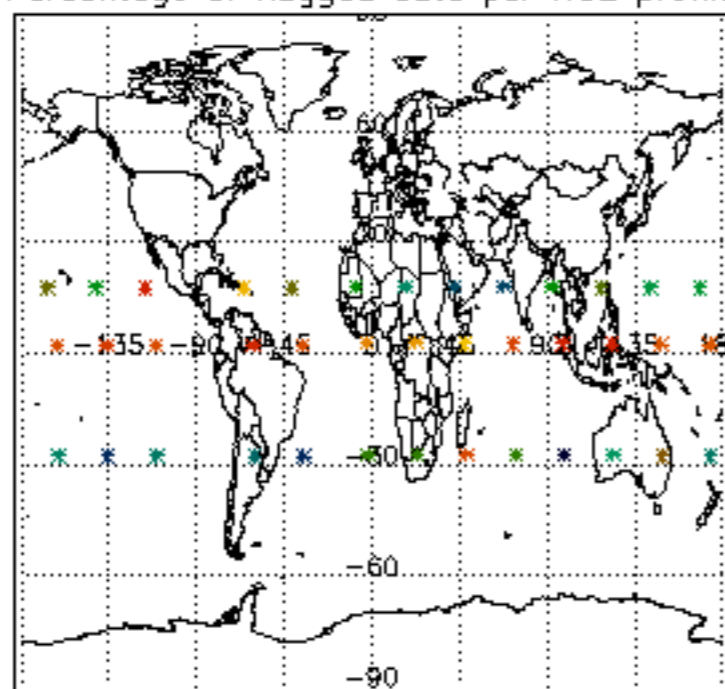
Percentage of flagged data per D3 profile



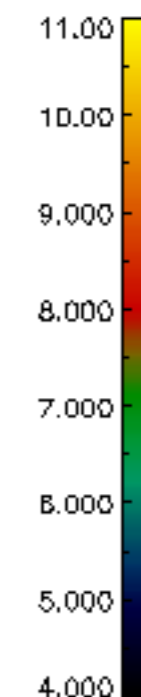
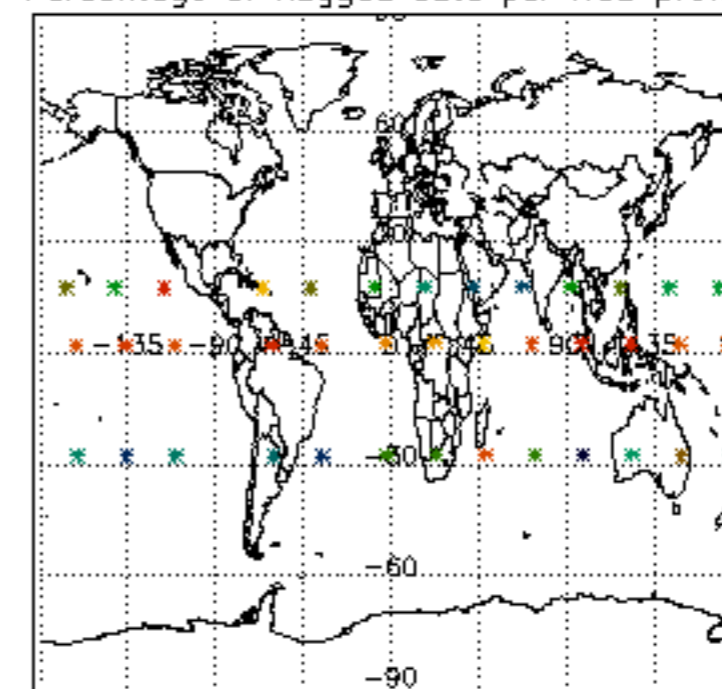
Percentage of flagged data per H2O profile

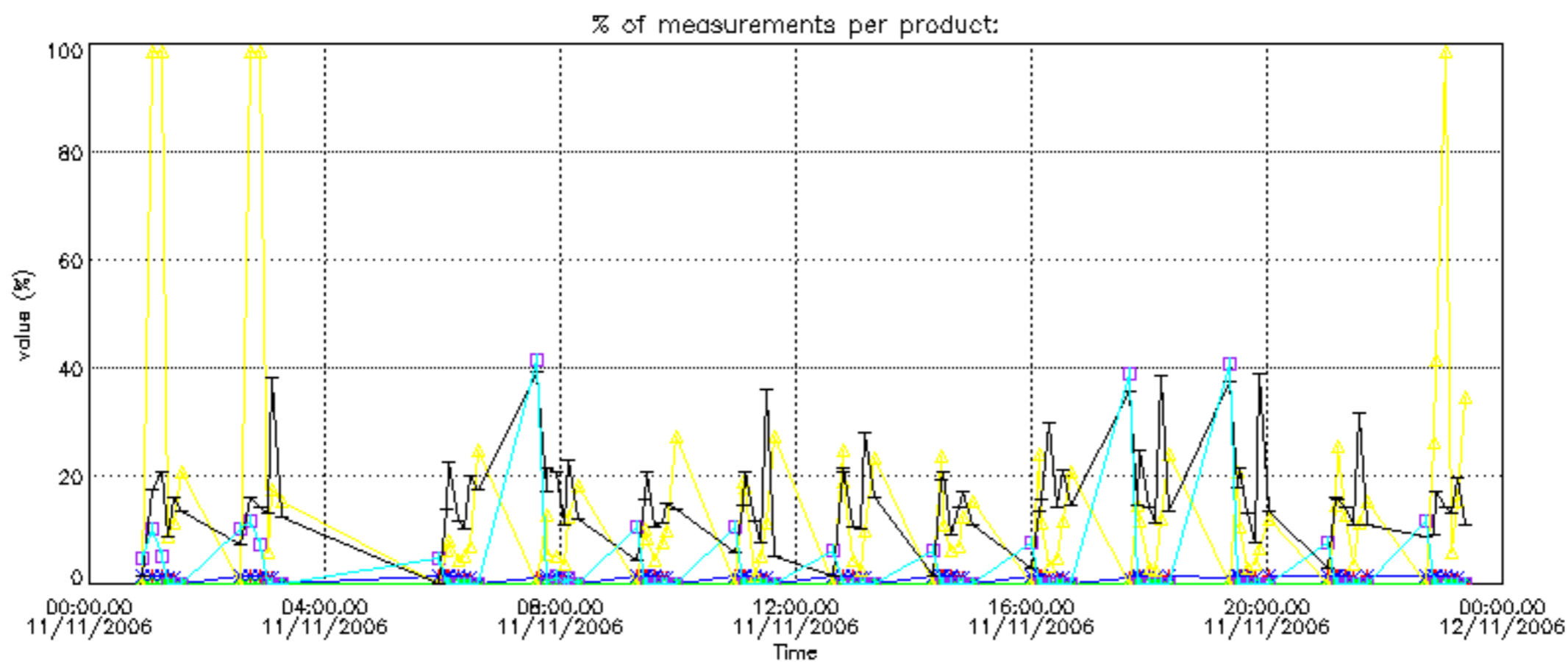


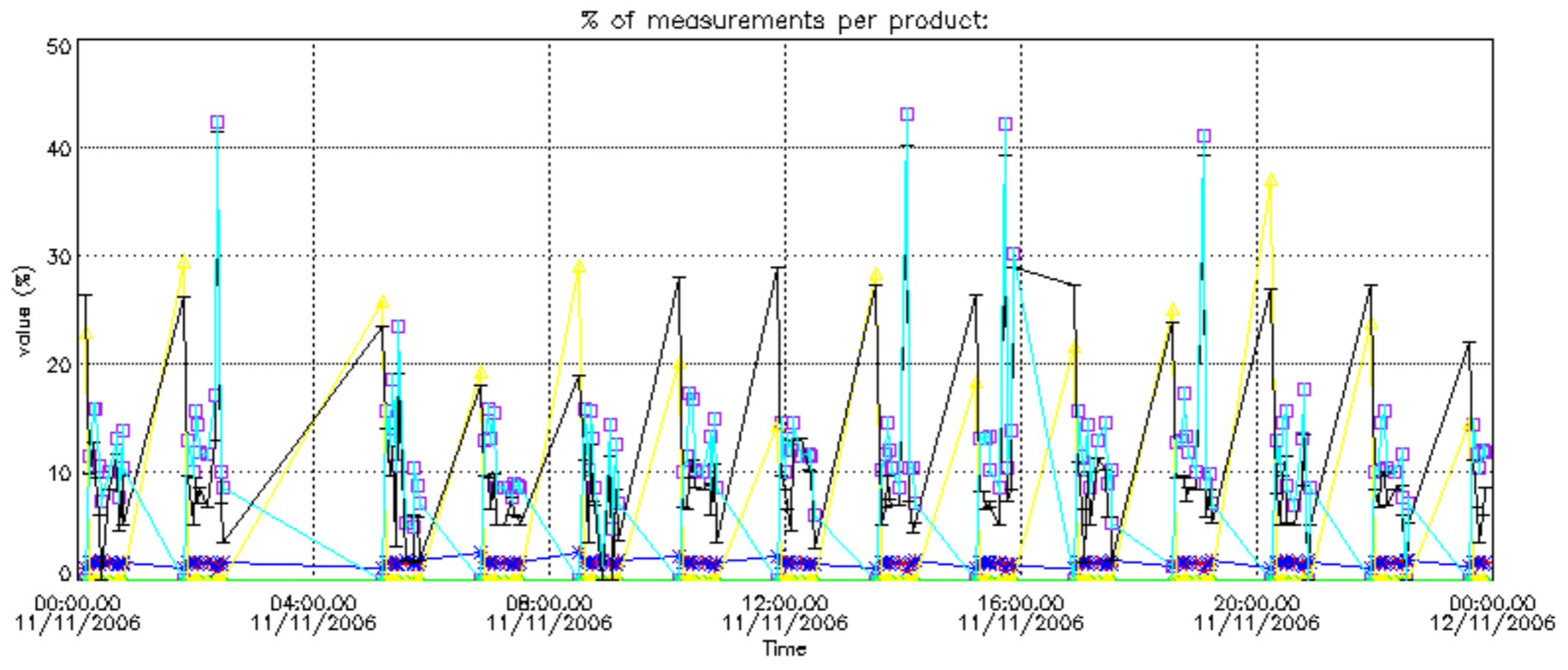
Percentage of flagged data per NO2 profile



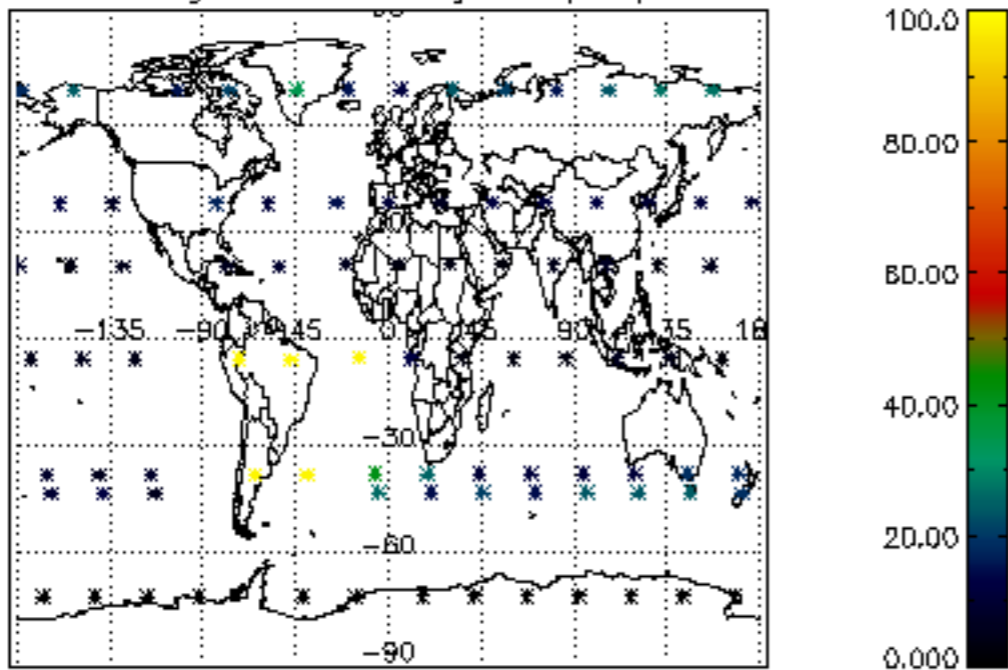
Percentage of flagged data per NO3 profile



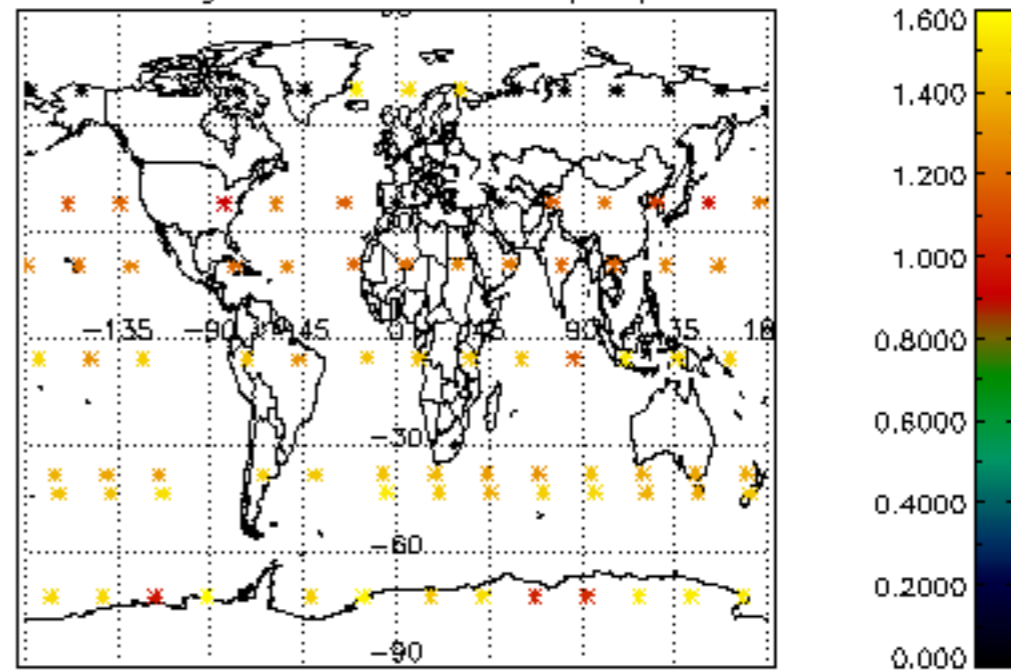




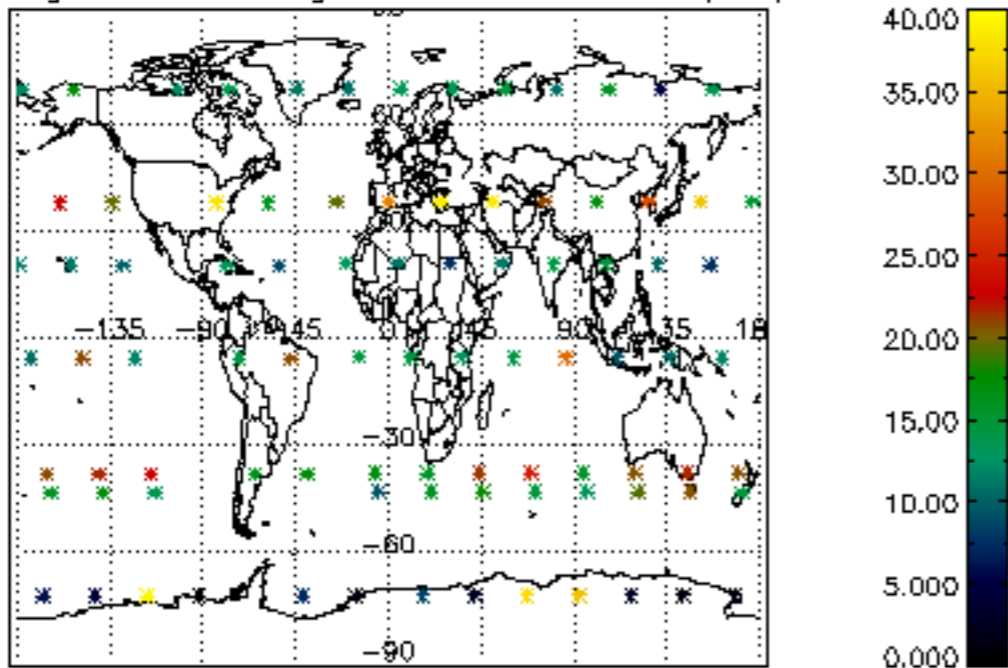
Percentage of cosmic ray hits per profile



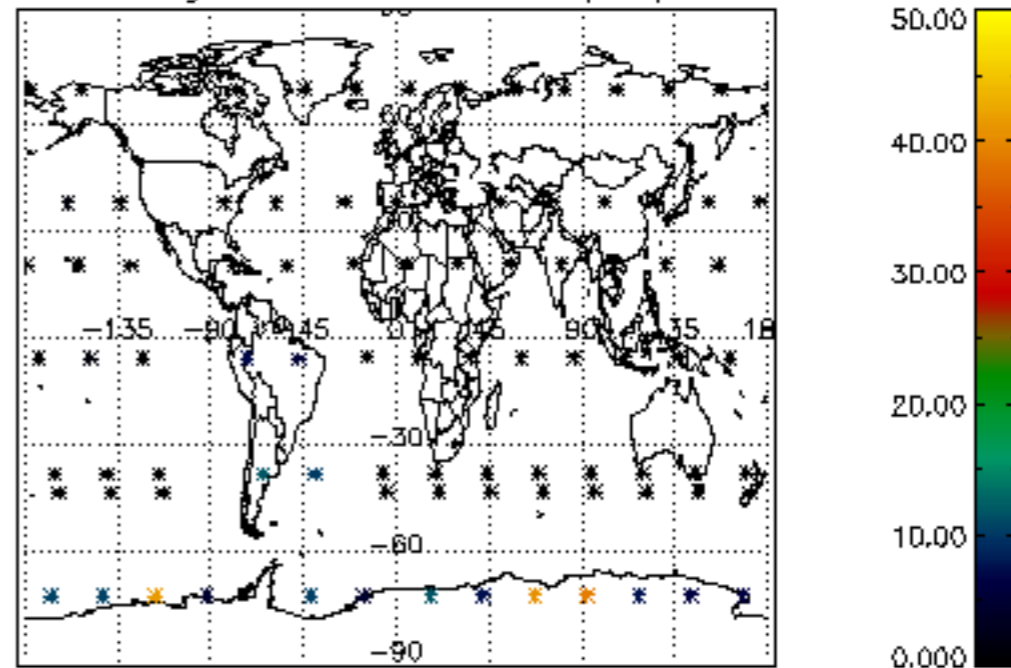
Percentage of datation errors per profile



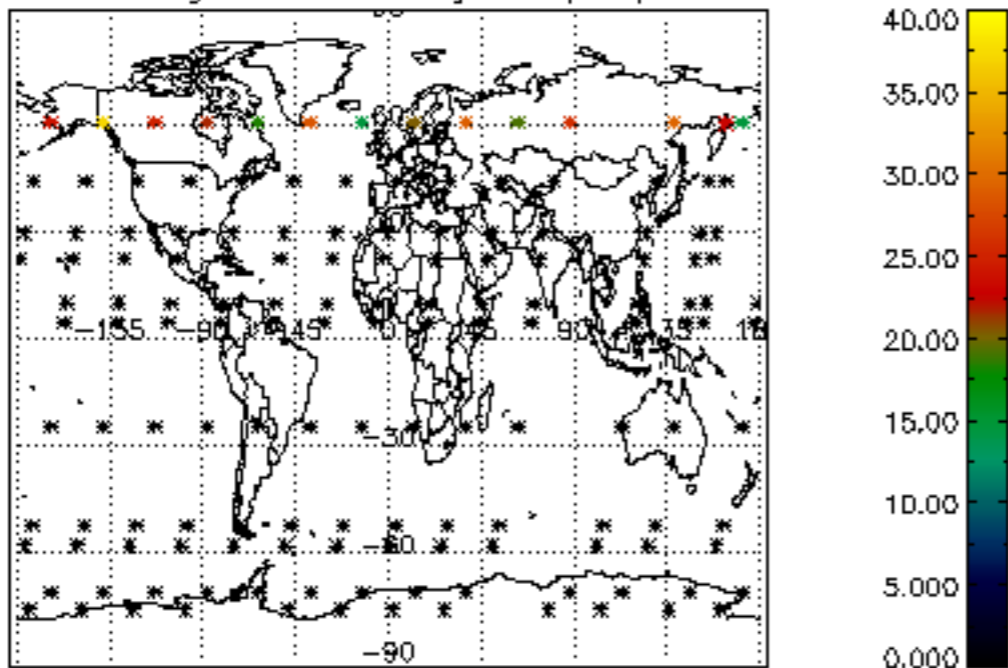
Percentage of star falling outside central band per profile



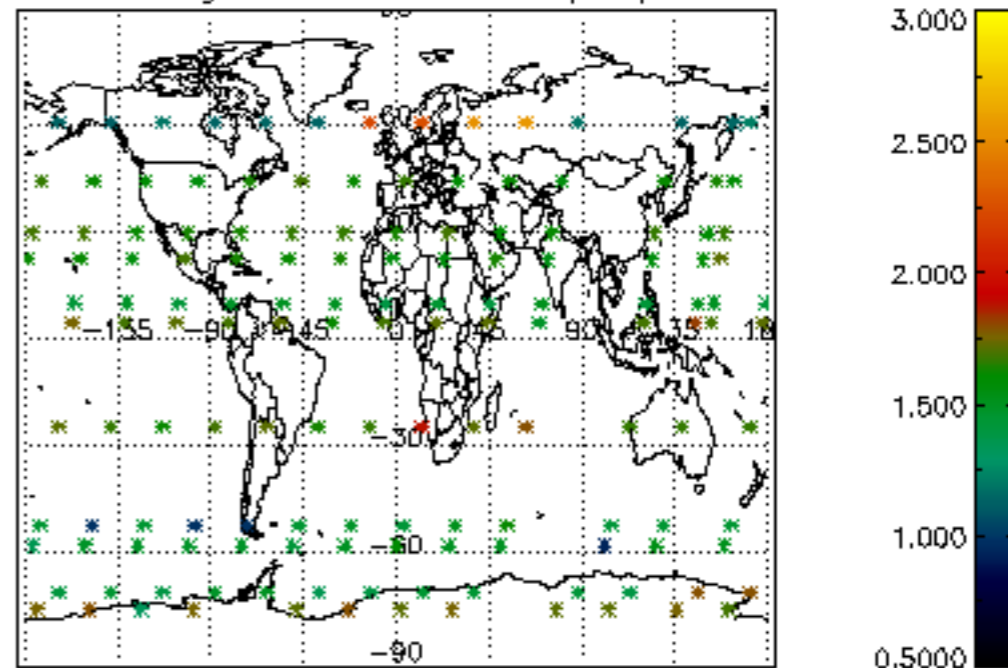
Percentage of saturation errors per profile



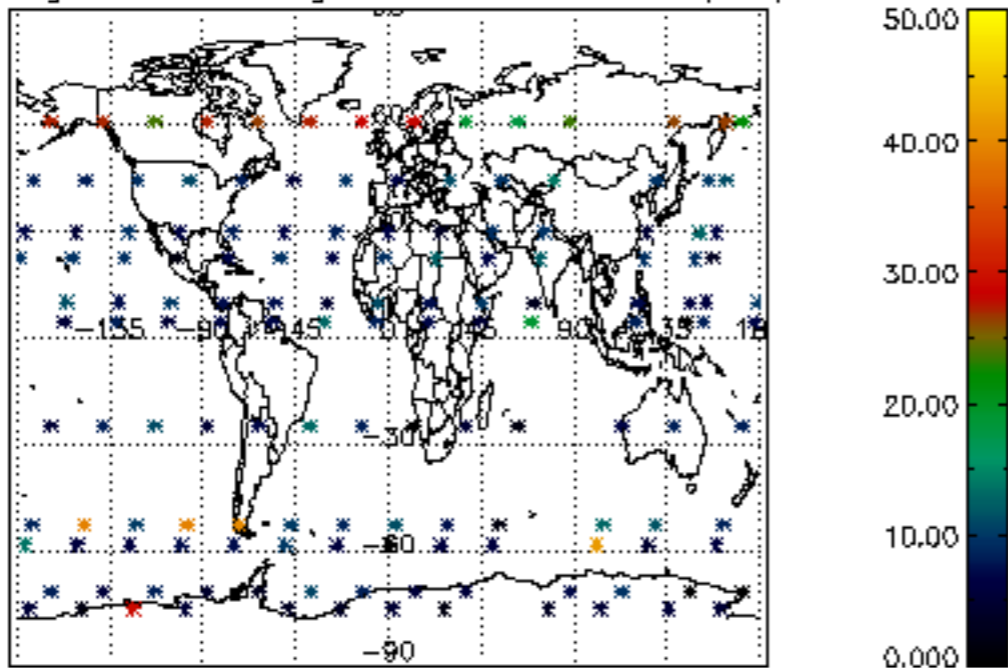
Percentage of cosmic ray hits per profile



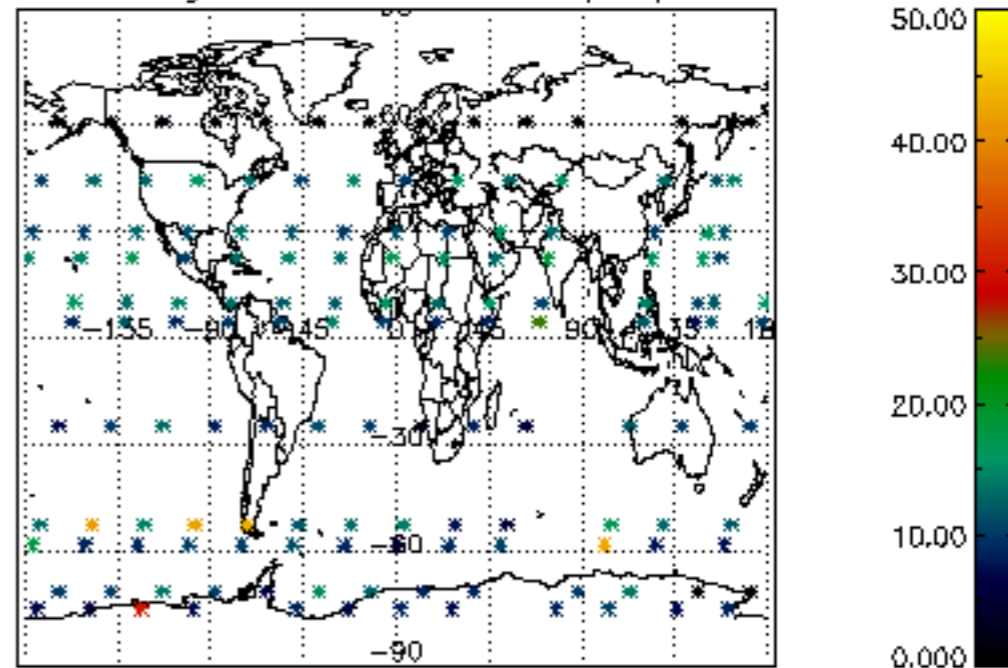
Percentage of datation errors per profile

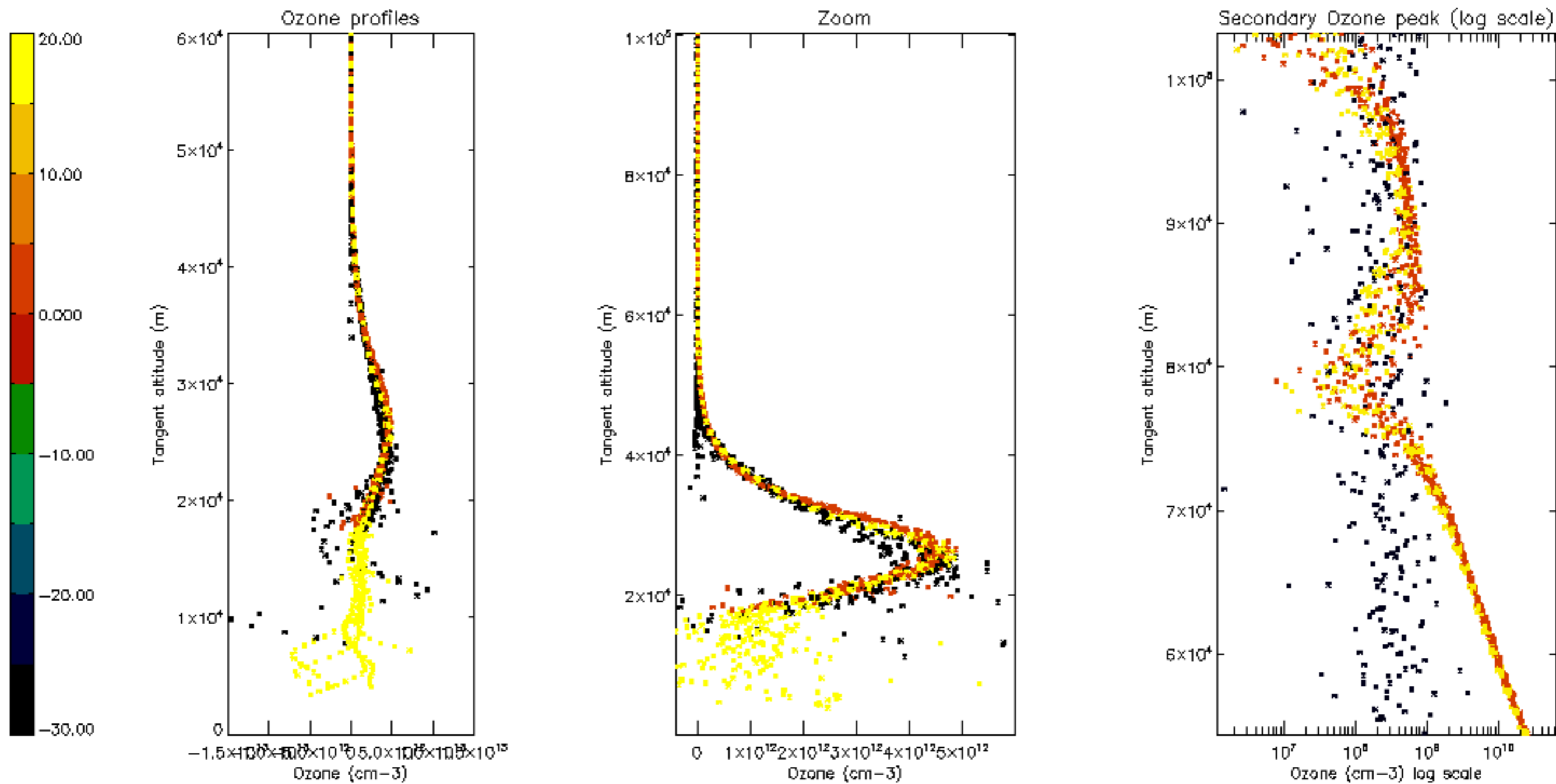


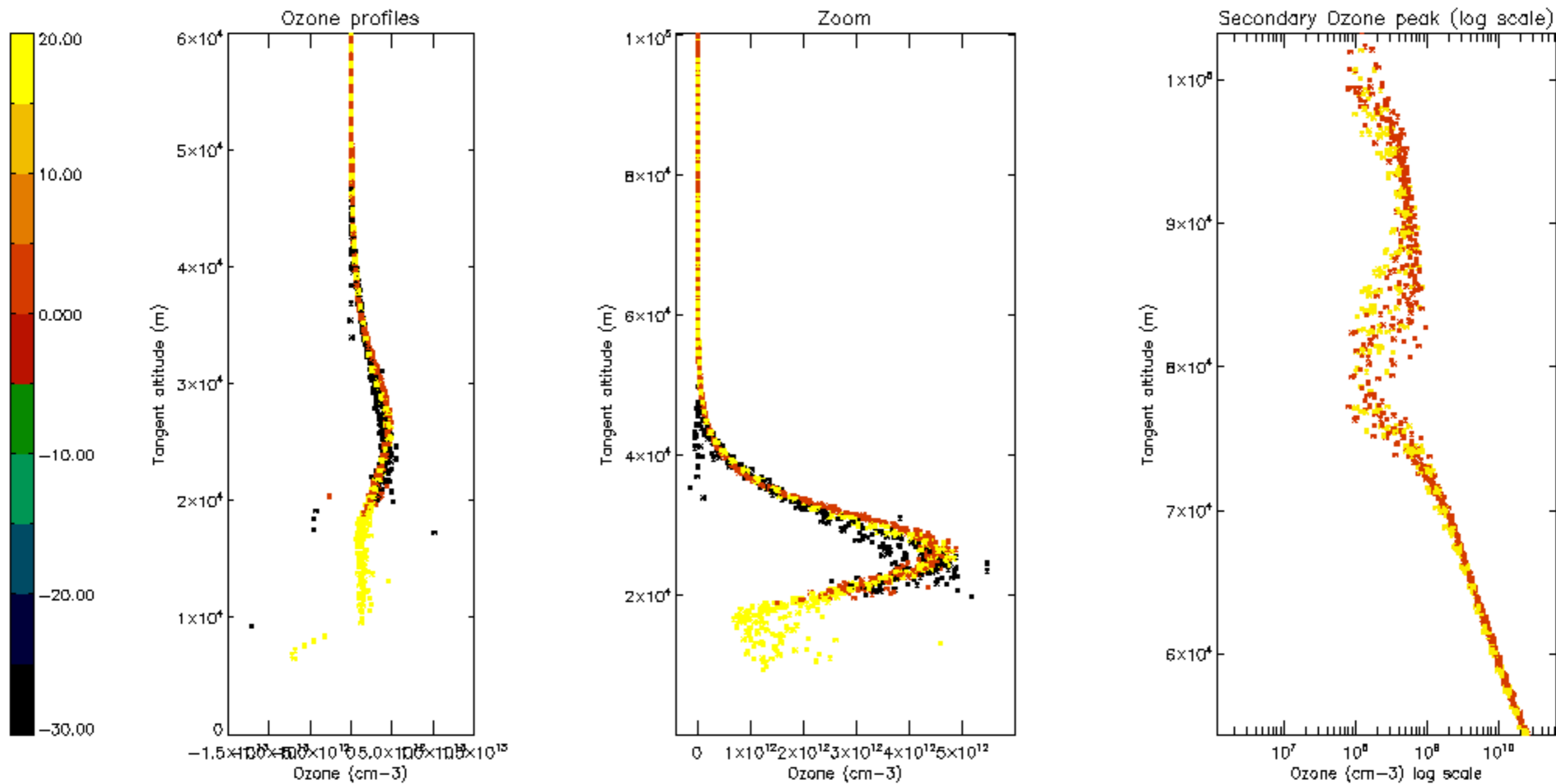
Percentage of star falling outside central band per profile

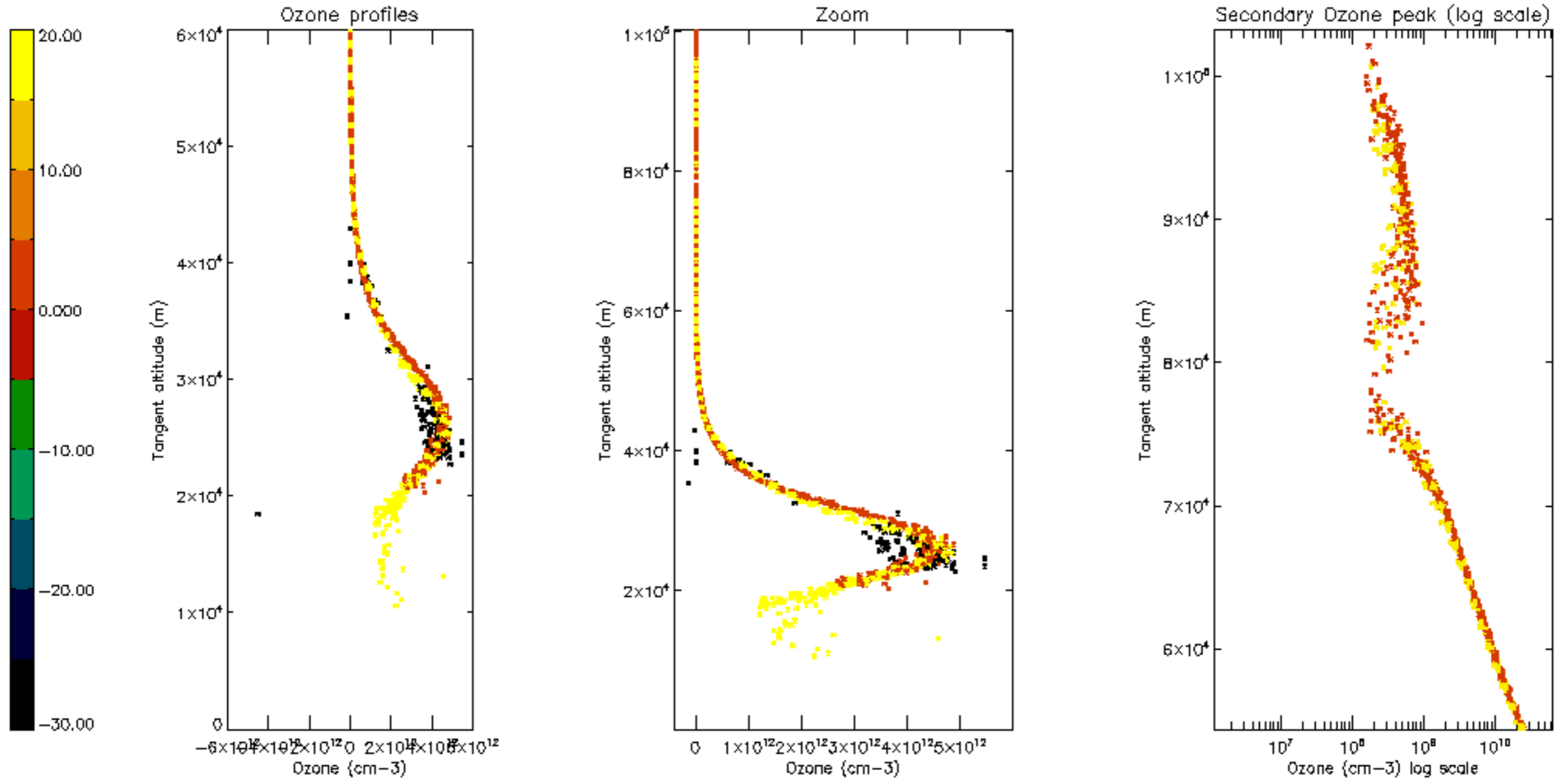


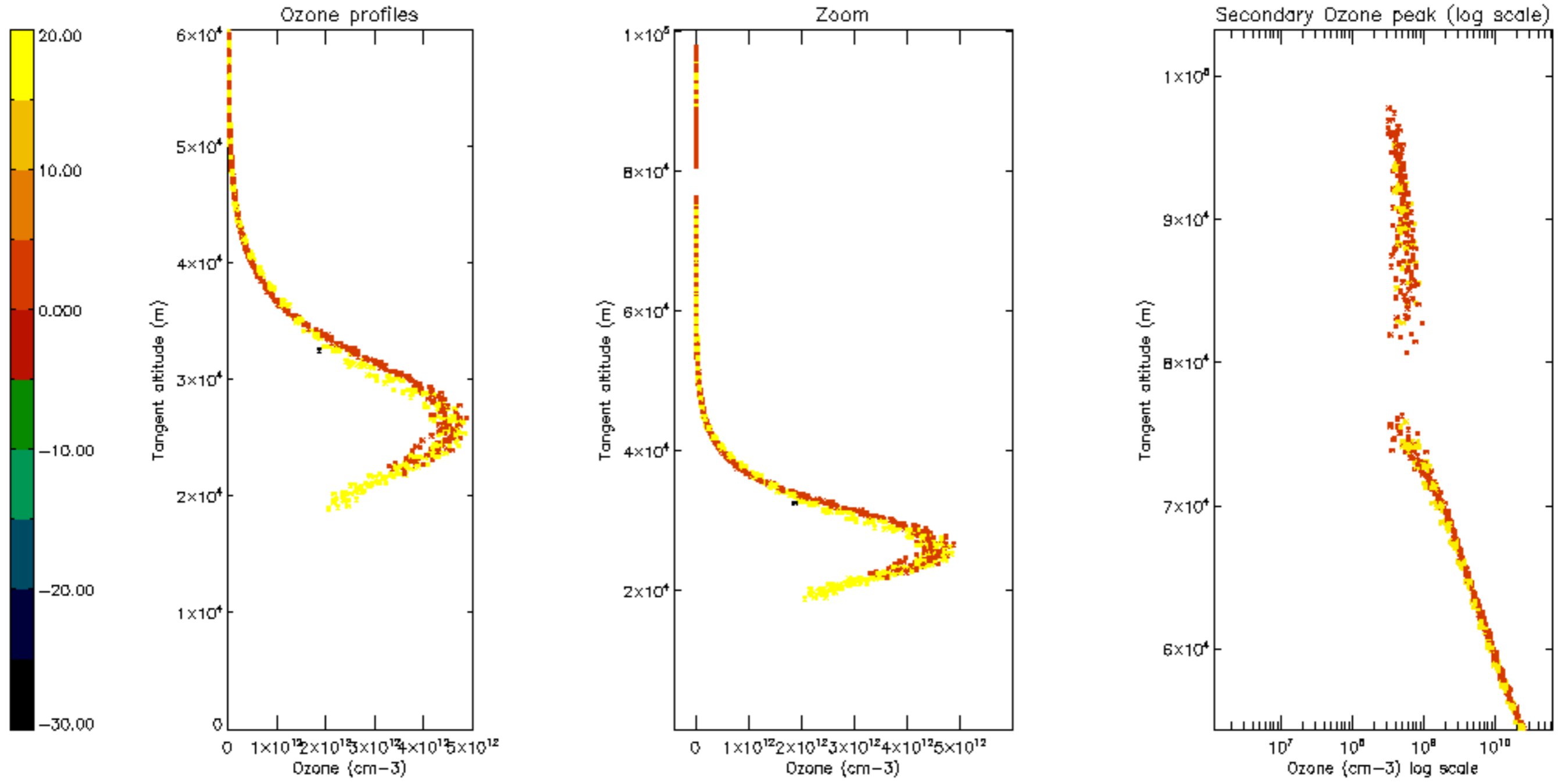
Percentage of saturation errors per profile

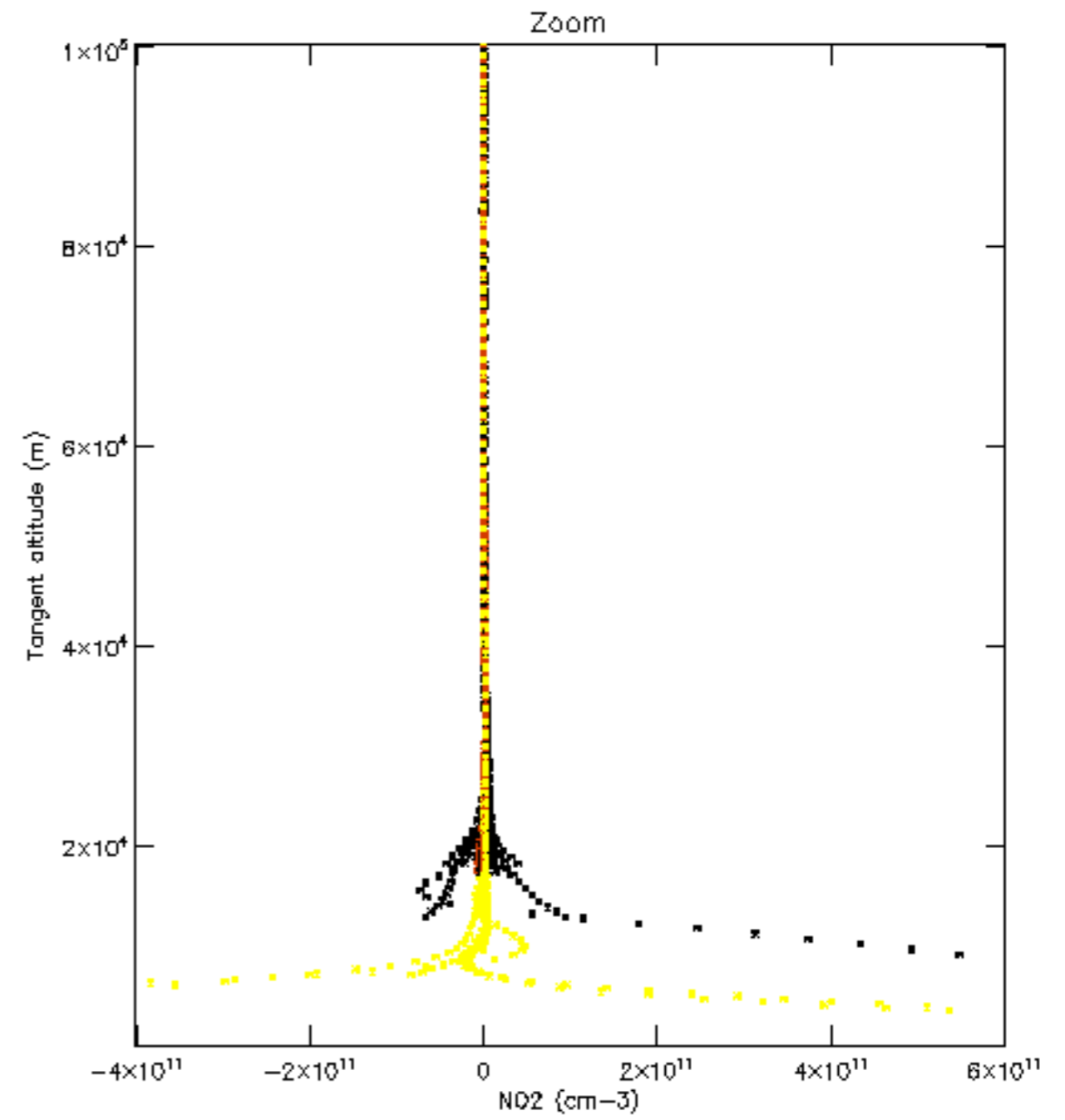
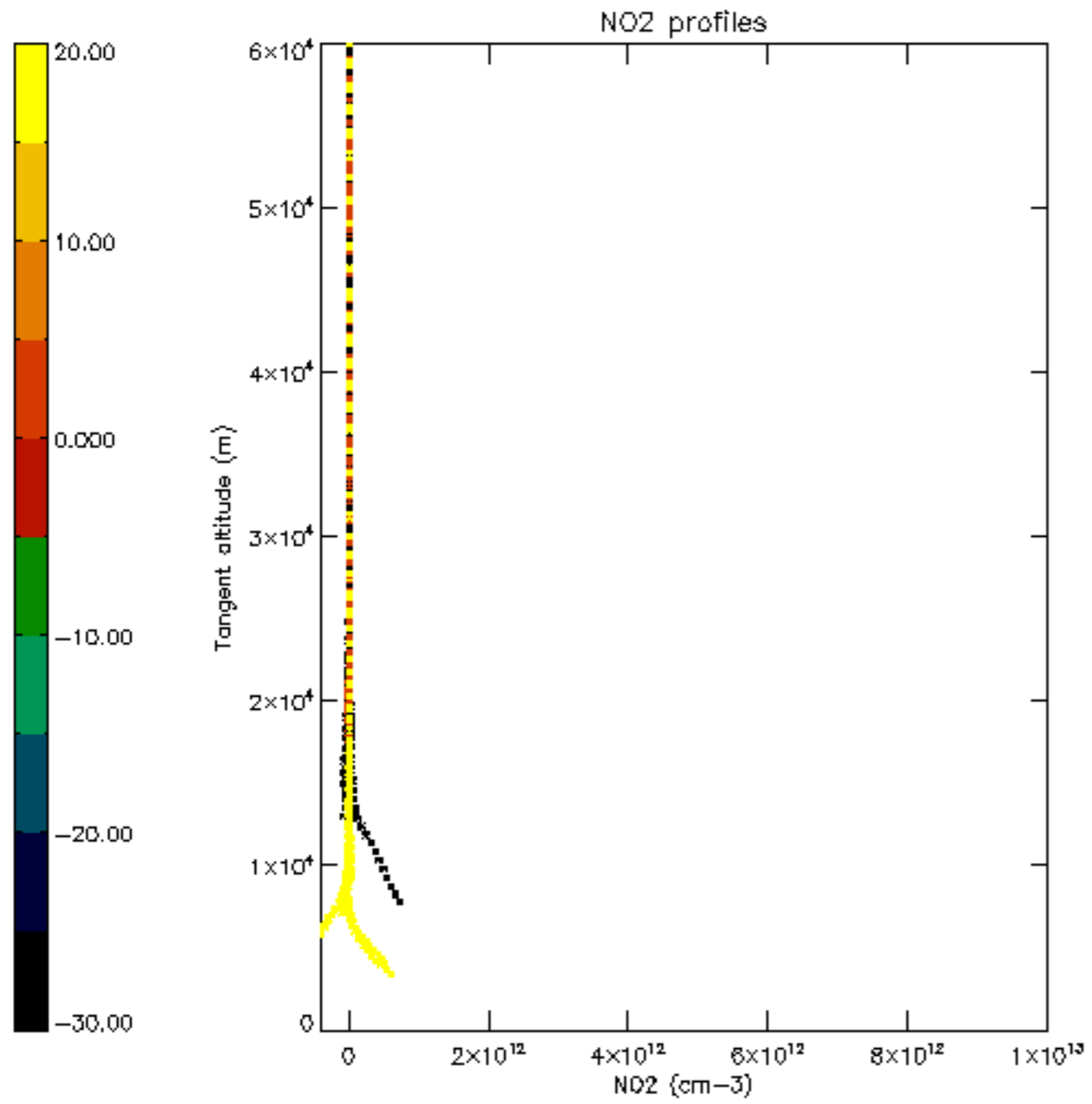


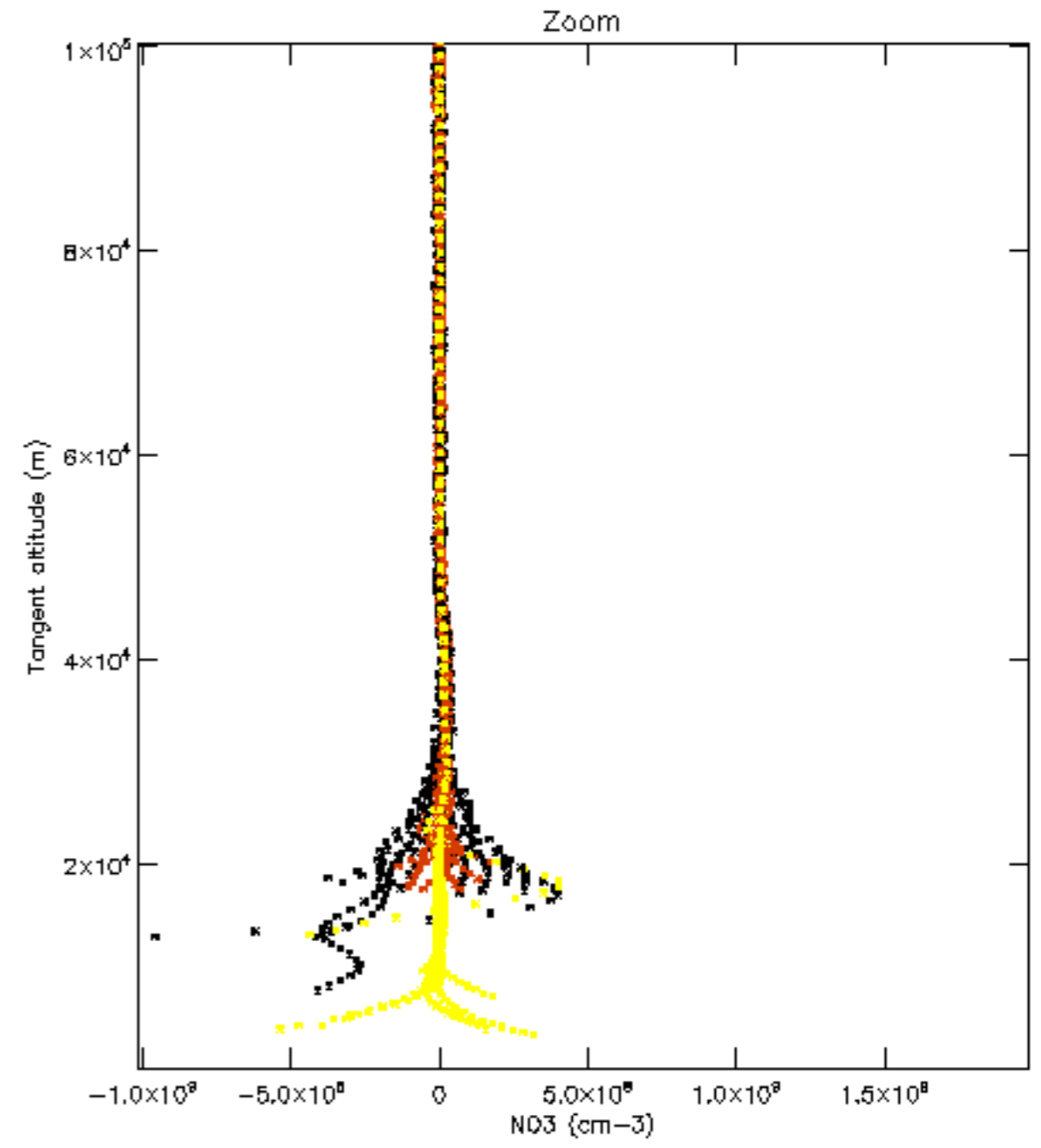
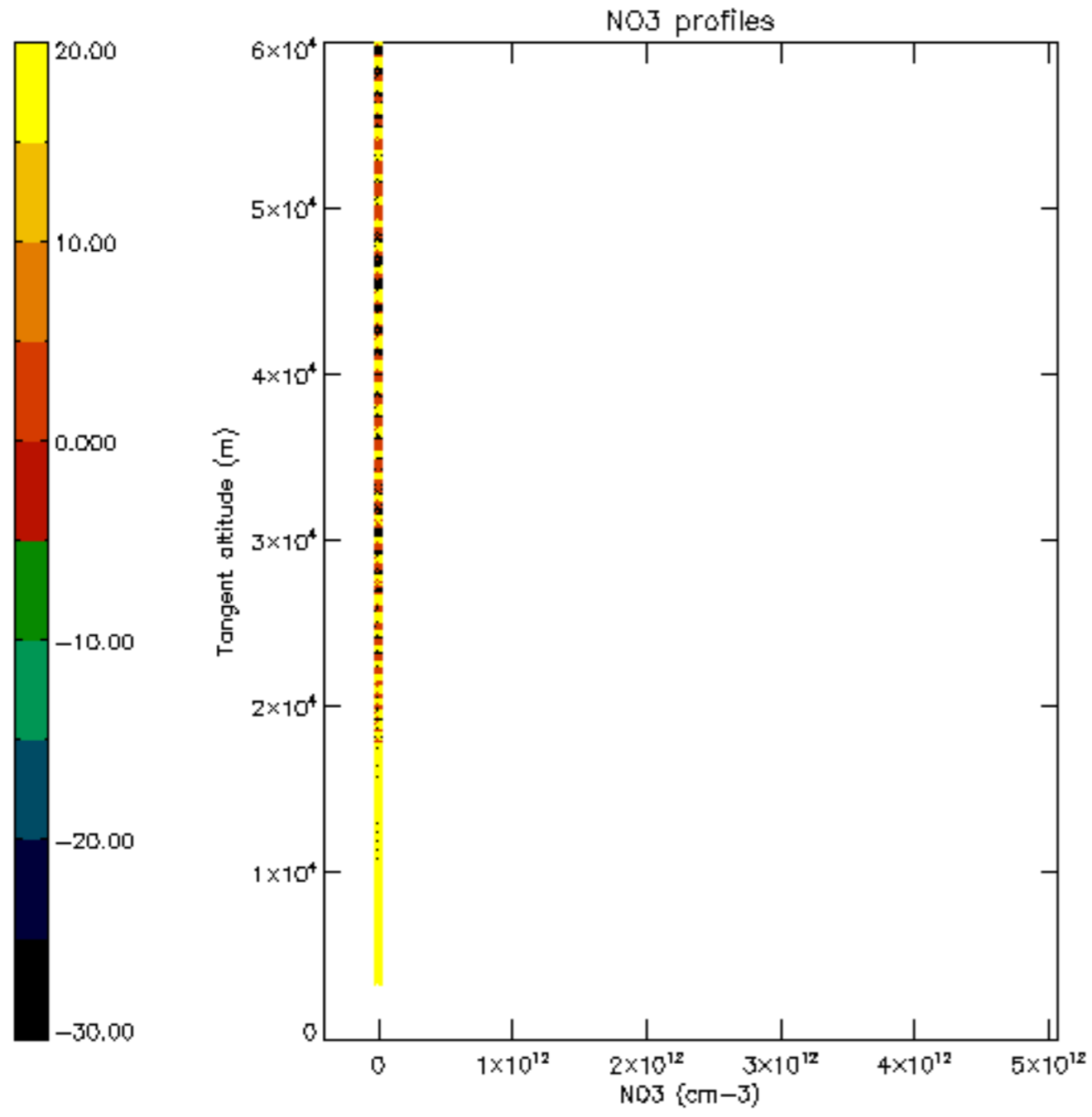


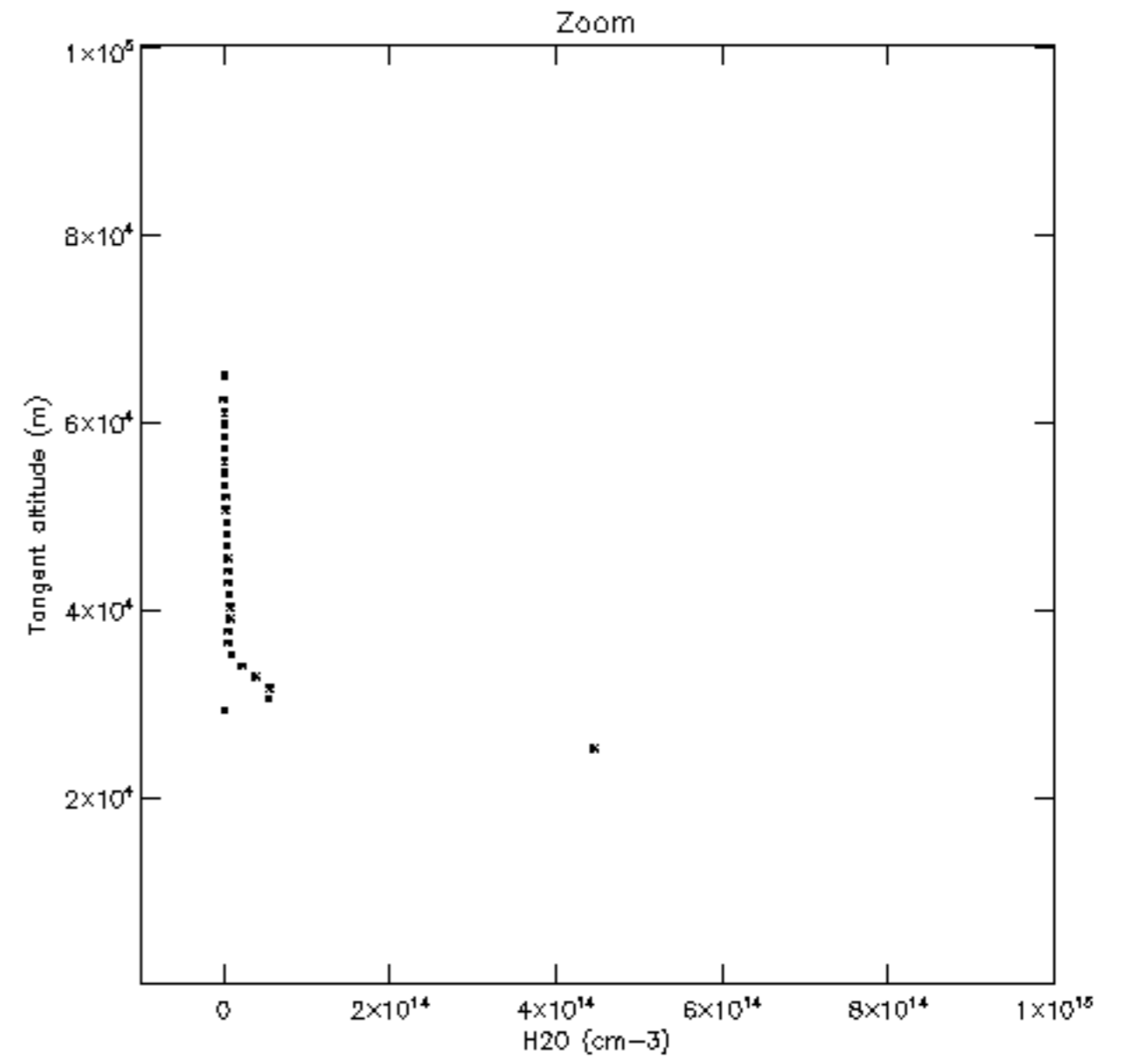
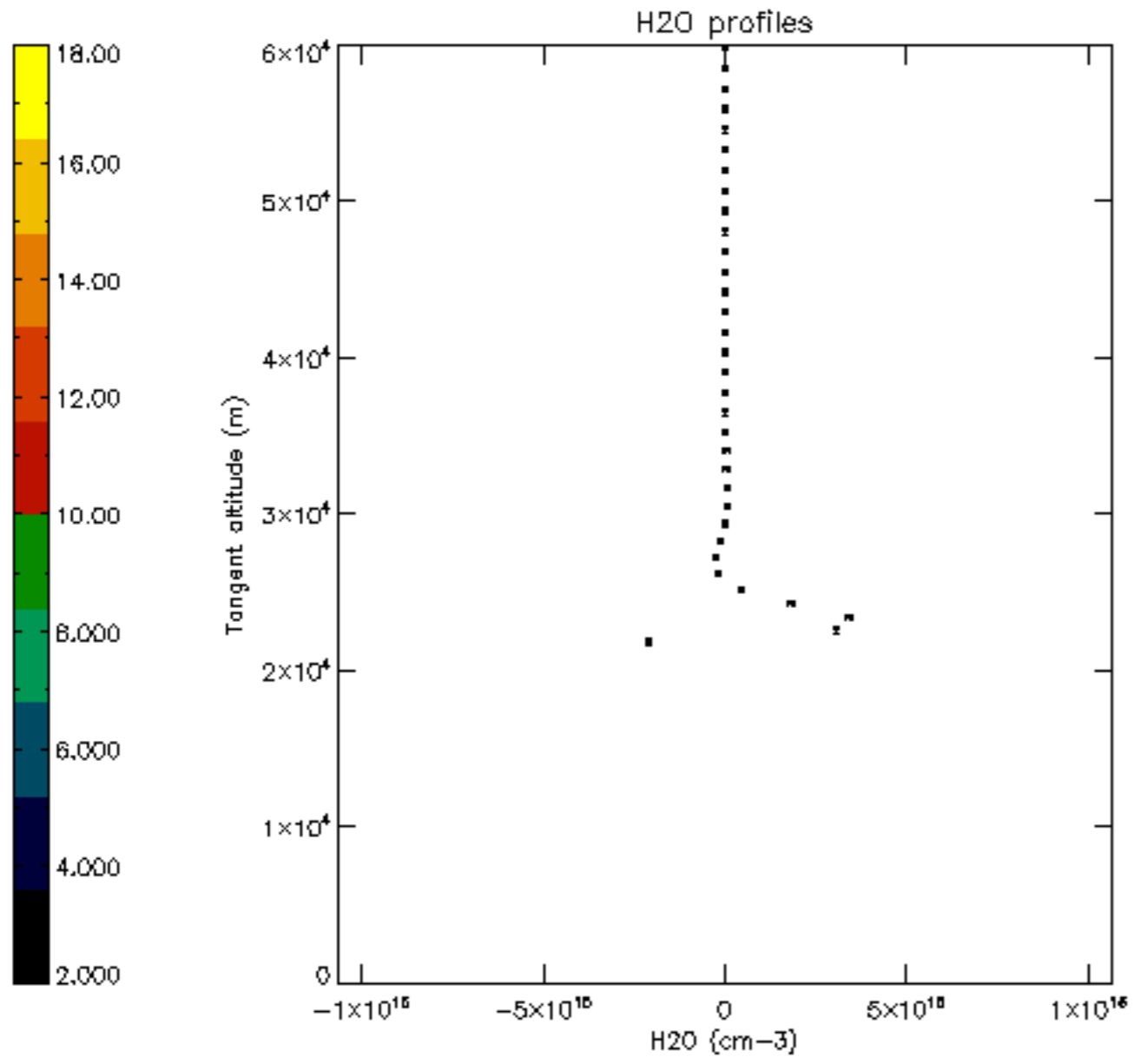


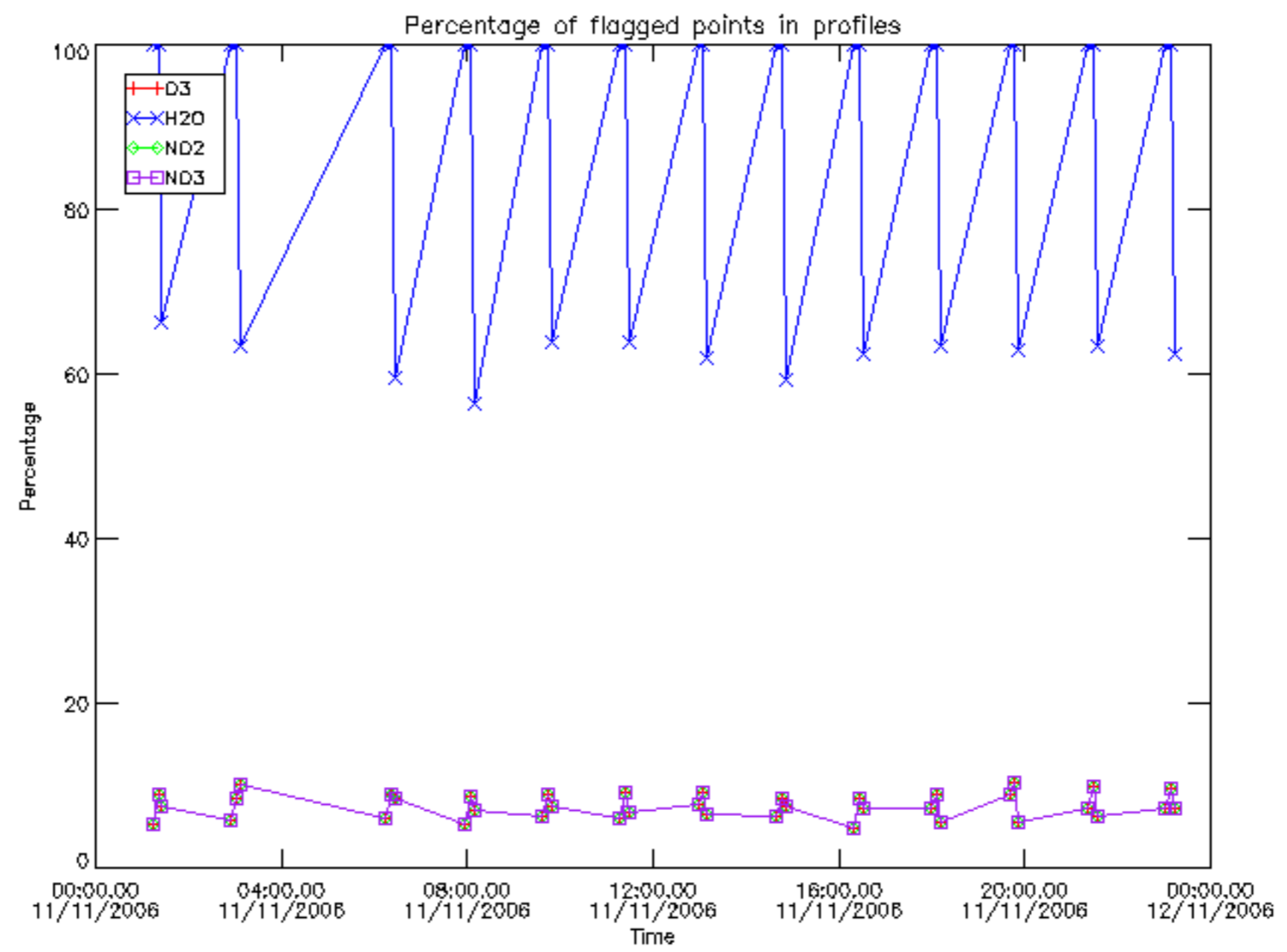




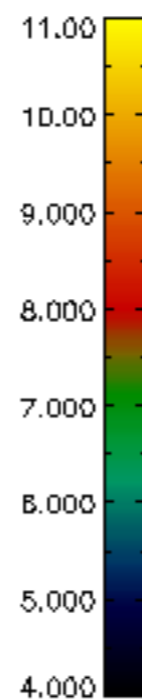
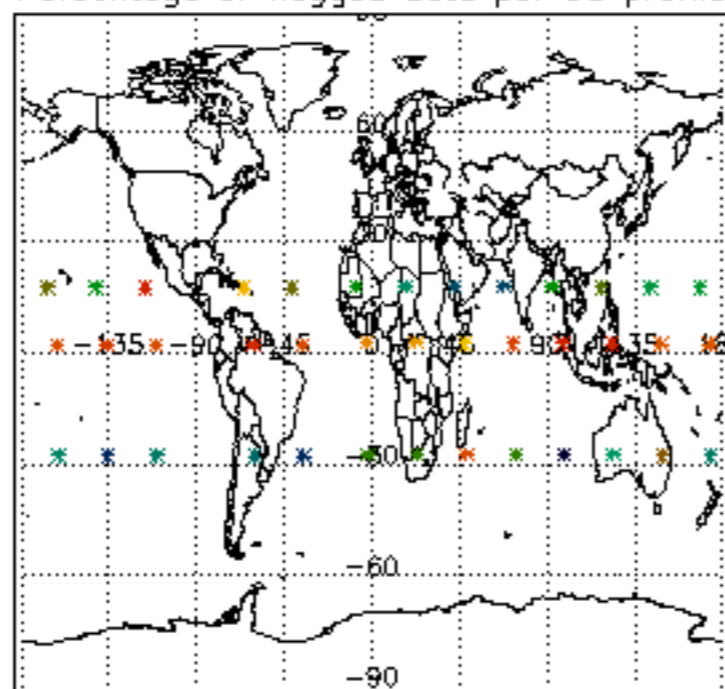




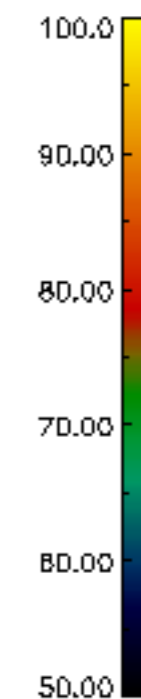
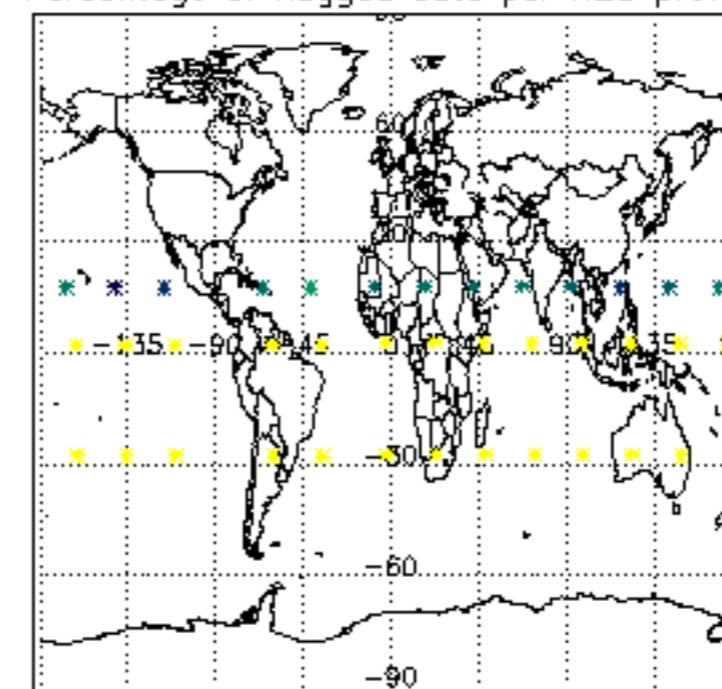




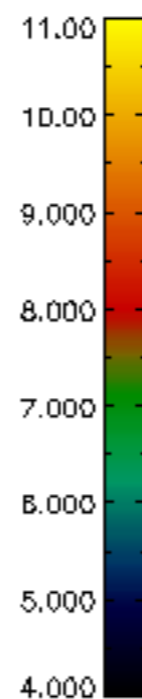
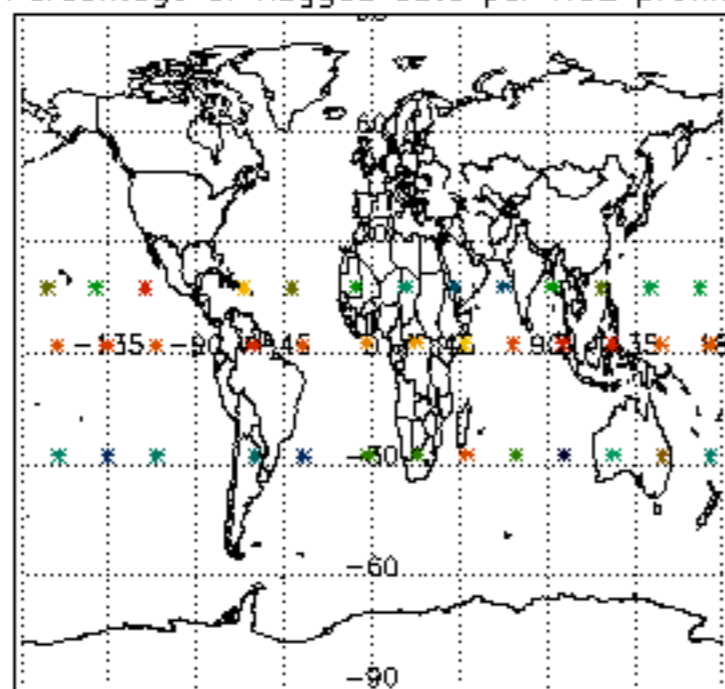
Percentage of flagged data per D3 profile



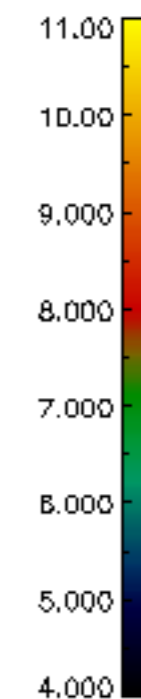
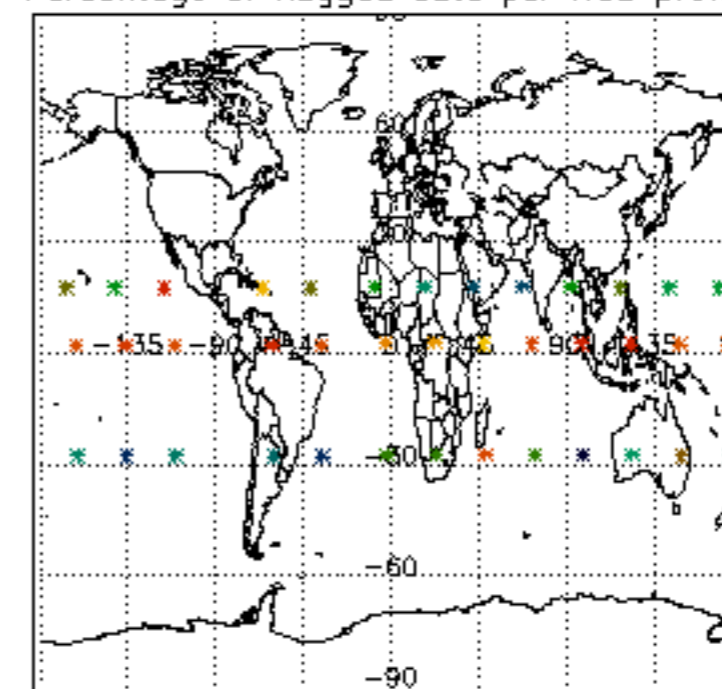
Percentage of flagged data per H2O profile

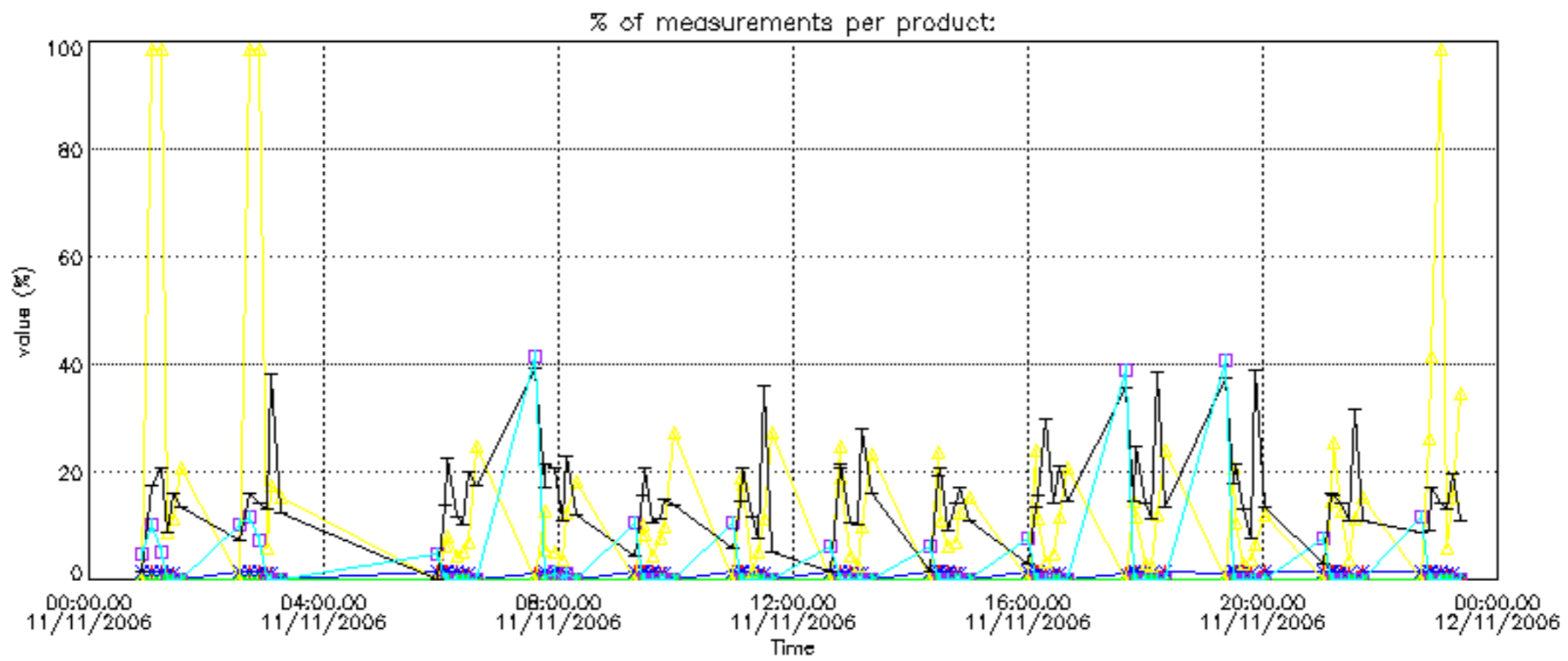


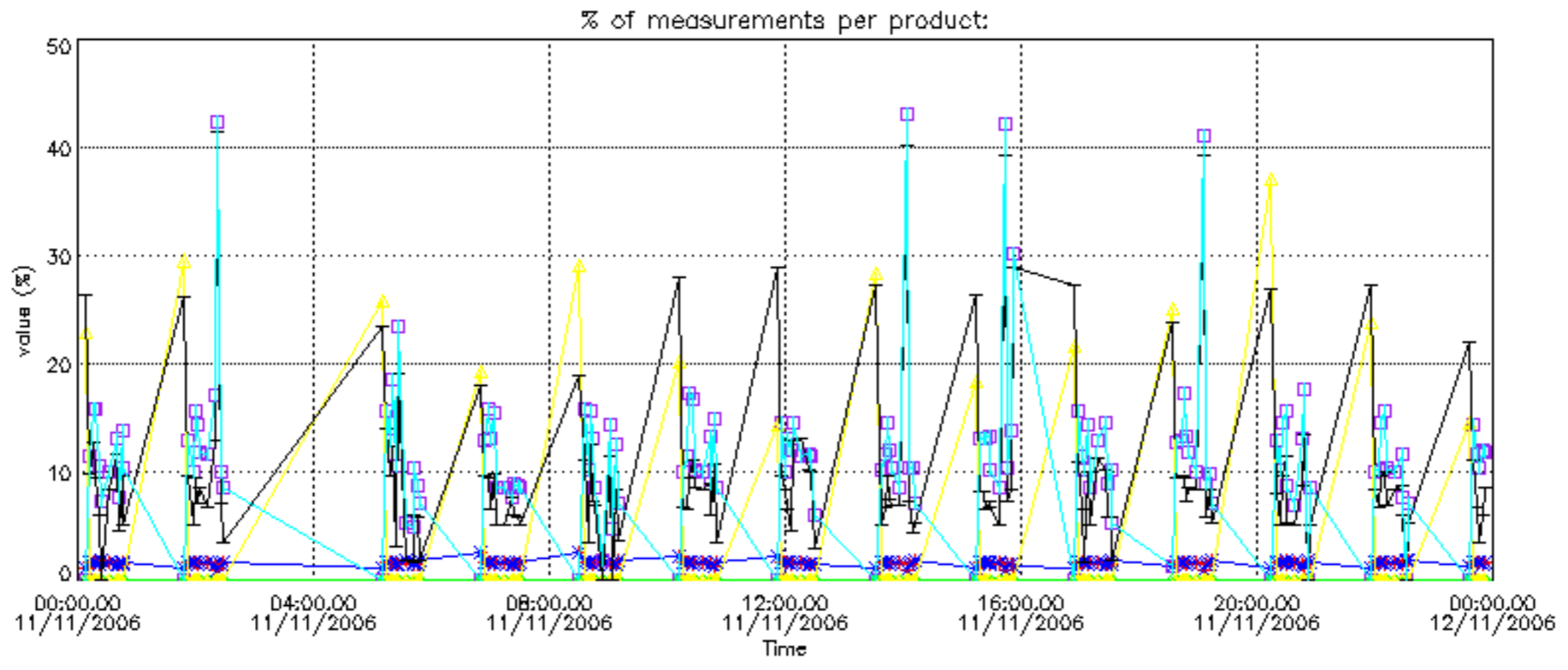
Percentage of flagged data per NO2 profile



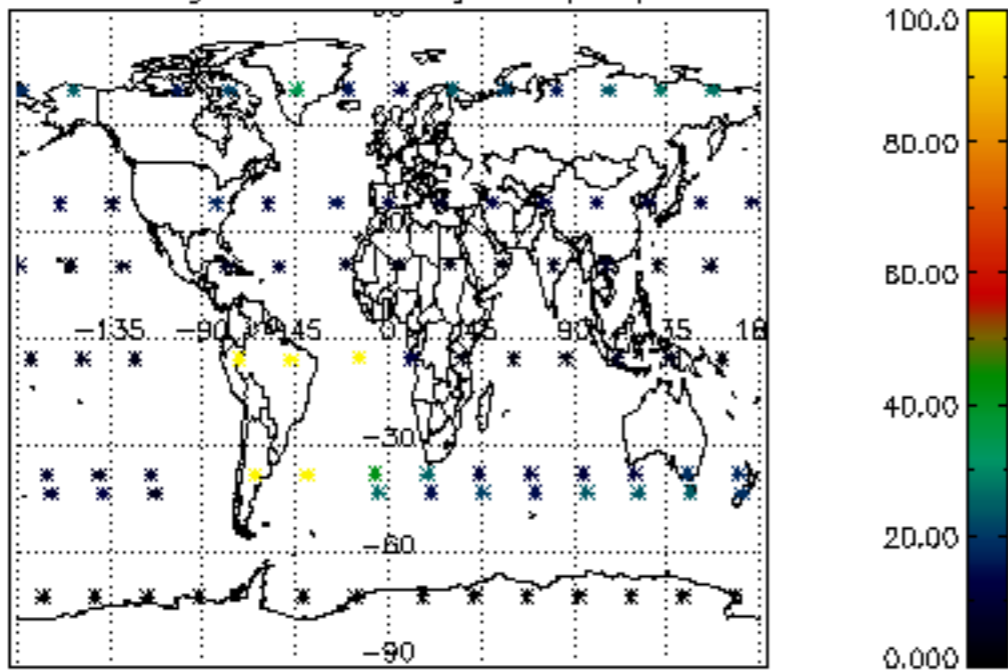
Percentage of flagged data per NO3 profile



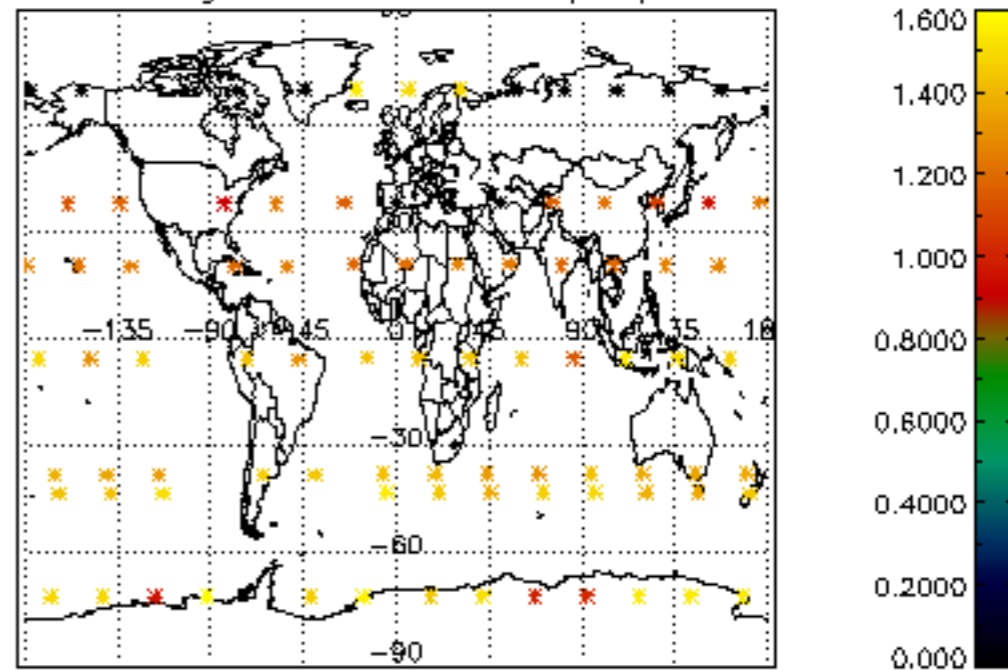




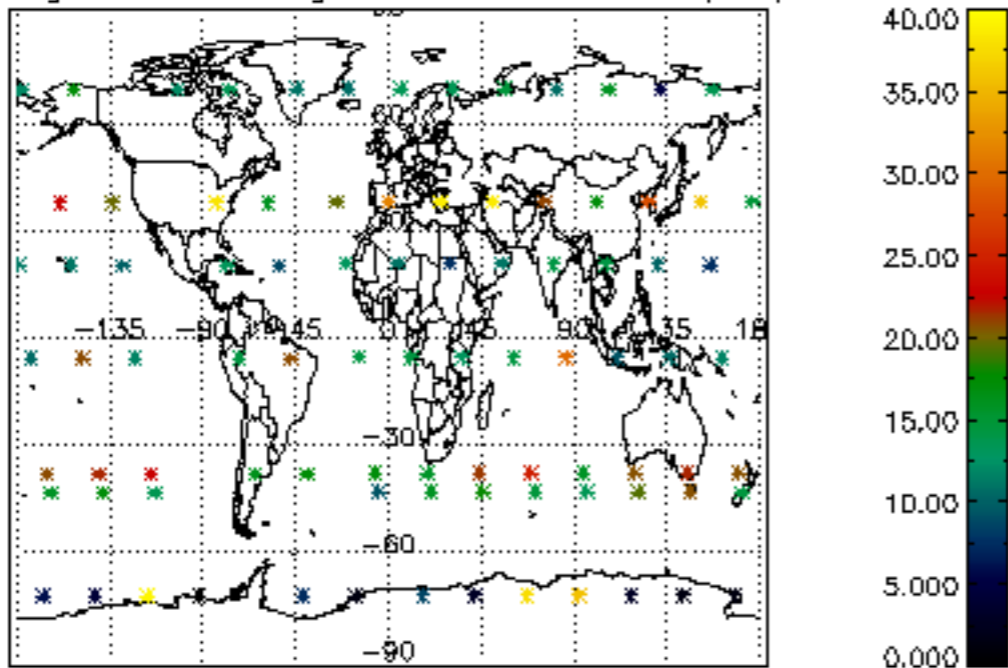
Percentage of cosmic ray hits per profile



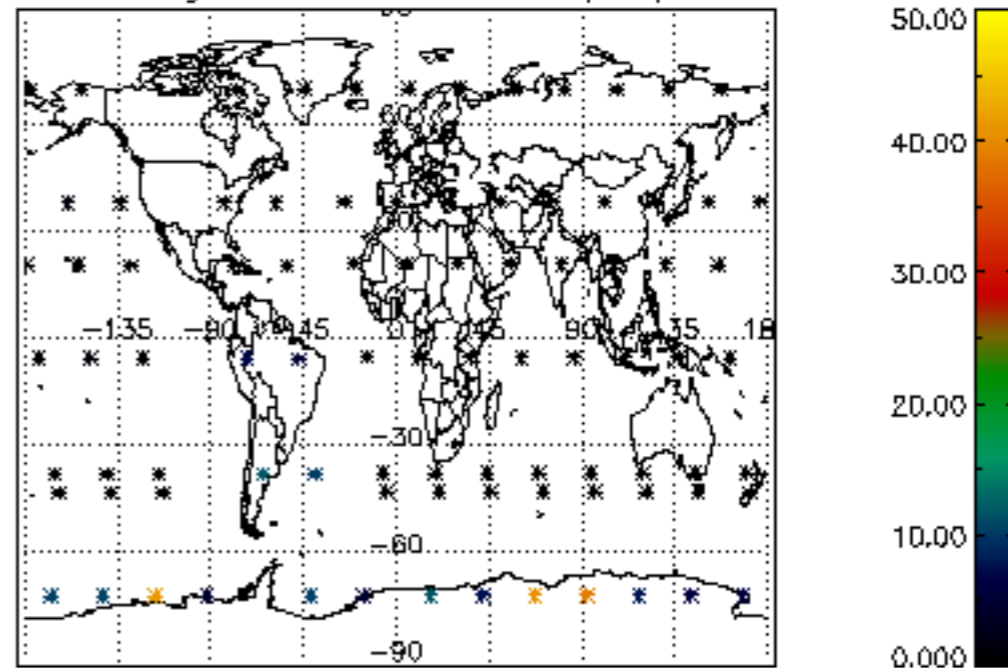
Percentage of datation errors per profile



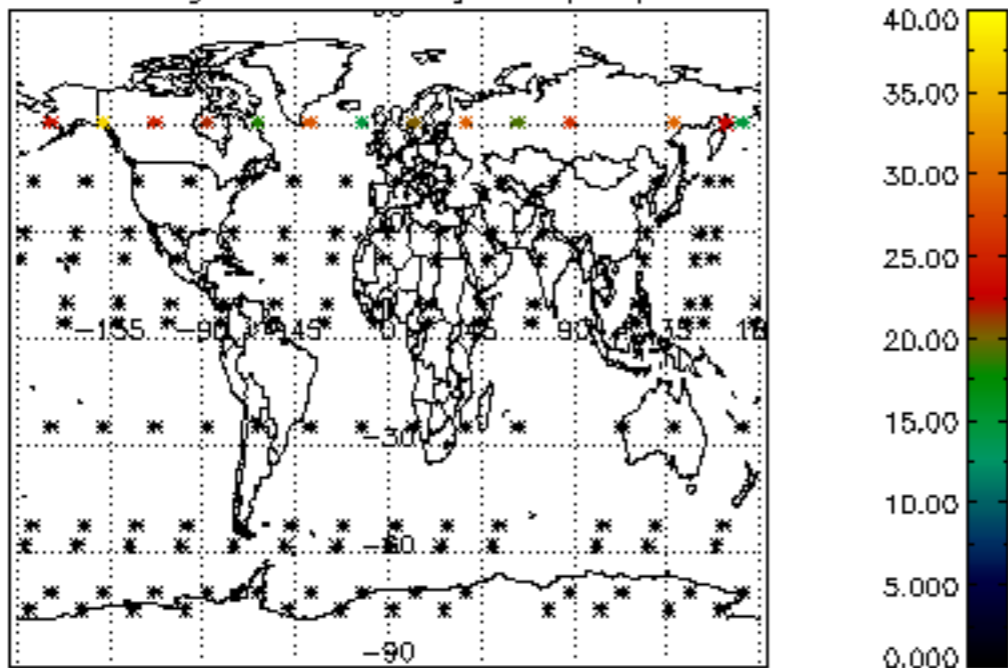
Percentage of star falling outside central band per profile



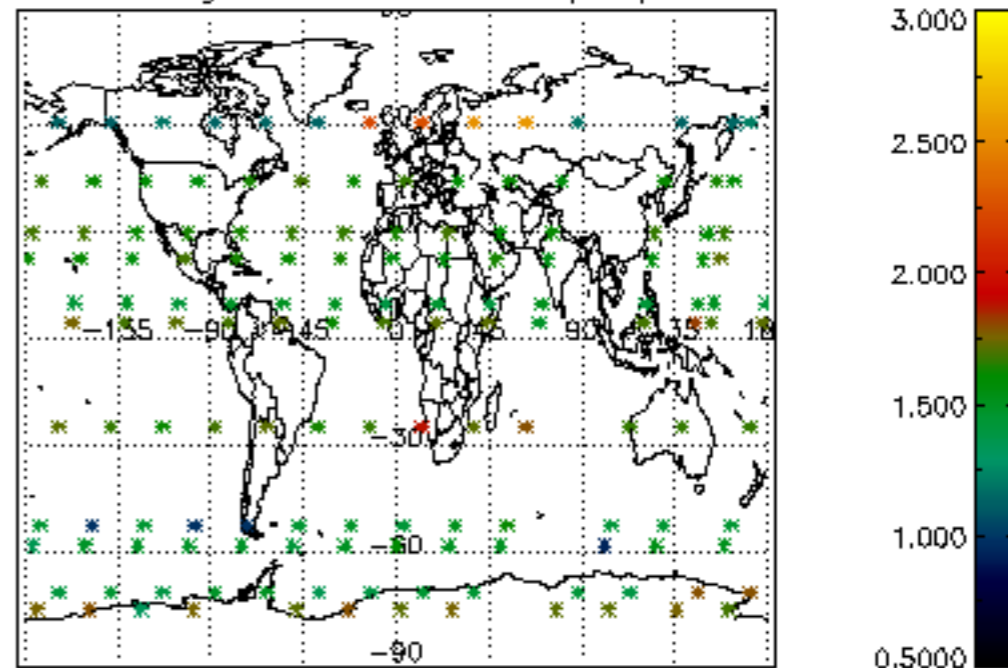
Percentage of saturation errors per profile



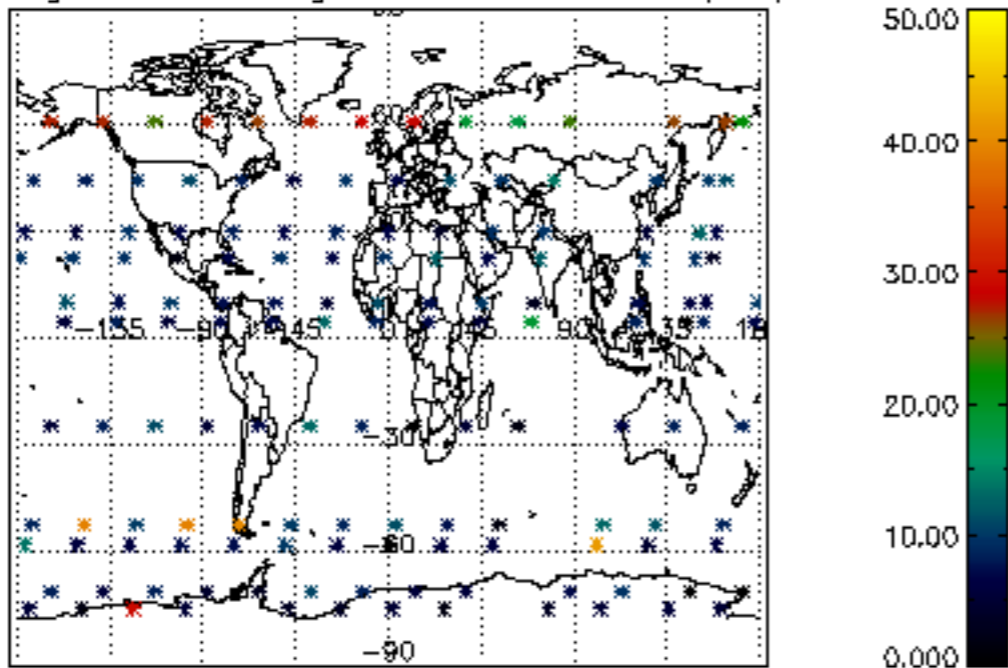
Percentage of cosmic ray hits per profile



Percentage of datation errors per profile



Percentage of star falling outside central band per profile



Percentage of saturation errors per profile

