

# GOMOS Level 2 Daily Report

## SUMMARY

### [1. General Info](#)

### [2. Summary of processed GOM\\_NL\\_2P products](#)

### [3. Level 2 Quality information per product](#)

#### [3.1 Plot of level 2 quality information per product \(time dependant\)](#)

#### [3.2 Plot of level 2 quality information per product \(world map\)](#)

### [4. Level 1 Quality information per product \(stored on level 2 products\)](#)

#### [4.1 Plot of level 1 quality information per product \(time dependant\)](#)

##### [4.1.1 Plot of level 1 quality information per product \(time dependant\): ASCENDING](#)

##### [4.1.2 Plot of level 1 quality information per product \(time dependant\): DESCENDING](#)

#### [4.2 Plot of level 1 quality information per product \(world map\)](#)

##### [4.2.1 Plot of level 1 quality information per product \(world map\): ASCENDING](#)

##### [4.2.2 Plot of level 1 quality information per product \(world map\): DESCENDING](#)

### [5. Ozone profiles based on quality statistics and other trace gas profiles](#)

#### [5.1 Ozone statistics based on quality of products](#)

#### [5.2 Plot ozone profiles for all STD \(dark without errors\)](#)

#### [5.3 Plot ozone profiles where STD < 20% \(dark without errors\)](#)

#### [5.4. Plot ozone profiles where STD < 10% \(dark without errors\)](#)

#### [5.5. Plot ozone profiles where STD < 5% \(dark without errors\)](#)

#### [5.6 Plot NO2 profiles for all STD \(dark without errors\)](#)

#### [5.7 Plot NO3 profiles for all STD \(dark without errors\)](#)

#### [5.8 Plot H2O profiles \(only for occultations of stars 1,2,3,4,13,14,16,26,63 dark without errors\) for all STD](#)

### [6. Auxiliary Data Files used for the production reported in section 2](#)

This report presents the daily analysis on parameters extracted from GOMOS level 2 data (GOM\_NL\_\_2P). It is intended to monitor some important parameters that will impact the quality of these products. A list of level 2 products (and content) that have arrived during the reporting day to the PCF is also given.

Item	Value
Time of report generation	24APR2013 05:41:31
Data source version	GOMOS/6.01
Start time of products	09-11-2006 (09NOV2006 00:00:00)
Stop time of products	10-11-2006 (10NOV2006 00:00:00)
Store outputs in DB	Yes
Nb of level 2 prods	233
Nb of prods with errors	0

## 2. Summary of processed GOM\_NL\_\_2P products.

Nr	Filename	UTC Start time	Limb	Duration	Star Id	Star Name	Star Mag	Star Temp	Nb Meas	Orbit	Prod. error
1	GOM_NL__2PRFIN20061109_000213_000000342052_00431_24533_3472.N1	09-NOV-2006 00:02:13	Bright	34.000	36	50Alp UMa	1.8000	6300.0	68	24533	No
2	GOM_NL__2PRFIN20061109_000351_000000352052_00431_24533_3473.N1	09-NOV-2006 00:03:51	Bright	35.000	82	48Bet UMa	2.3650	10600.	70	24533	No
3	GOM_NL__2PRFIN20061109_000743_000000332052_00431_24533_3474.N1	09-NOV-2006 00:07:43	Bright	33.000	174	52Psi UMa	3.0040	4400.0	66	24533	No
4	GOM_NL__2PRFIN20061109_001540_000000352052_00431_24533_3475.N1	09-NOV-2006 00:15:40	Bright	35.000	96	68Del Leo	2.5600	9300.0	70	24533	No
5	GOM_NL__2PRFIN20061109_003550_000000352052_00431_24533_3476.N1	09-NOV-2006 00:35:50	Dark	35.000	113	Mu Vel	2.6920	5000.0	70	24533	No
6	GOM_NL__2PRFIN20061109_004124_000000352052_00432_24534_3716.N1	09-NOV-2006 00:41:24	Dark	35.000	46	Del Vel	1.9540	10600.	70	24534	No
7	GOM_NL__2PRFIN20061109_004255_000000402052_00432_24534_3717.N1	09-NOV-2006 00:42:55	Dark	39.500	34	Gam2Vel	1.7930	23000.	79	24534	No
8	GOM_NL__2PRFIN20061109_004759_000000432052_00432_24534_3718.N1	09-NOV-2006 00:47:59	Dark	43.000	2	Alp Car	-0.73600	7000.0	86	24534	No
9	GOM_NL__2PRFIN20061109_005725_000000332052_00432_24534_3719.N1	09-NOV-2006 00:57:25	Straylight	33.000	157	The1Eri	2.9060	9300.0	66	24534	No
10	GOM_NL__2PRFIN20061109_011056_000000482052_00432_24534_3720.N1	09-NOV-2006 01:10:56	Twilight_stray	47.500	94	92Alp Cet	2.5260	3100.0	95	24534	No
11	GOM_NL__2PRFIN20061109_011533_000000312052_00432_24534_3721.N1	09-NOV-2006 01:15:33	Bright	30.500	105	6Bet Ari	2.6450	8900.0	61	24534	No
12	GOM_NL__2PRFIN20061109_011944_000000312052_00432_24534_3722.N1	09-NOV-2006 01:19:44	Bright	31.000	173	4Bet Tri	3.0040	8900.0	62	24534	No
13	GOM_NL__2PRFIN20061109_012147_000000332052_00432_24534_3723.N1	09-NOV-2006 01:21:47	Bright	32.500	73	57Gam1And	2.2600	13100.	65	24534	No
14	GOM_NL__2PRFIN20061109_012556_000000342052_00432_24534_3724.N1	09-NOV-2006 01:25:56	Bright	33.500	160	23Gam Per	2.9300	4700.0	67	24534	No
15	GOM_NL__2PRFIN20061109_013453_000000302052_00432_24534_3725.N1	09-NOV-2006 01:34:53	Bright	29.500	49	1Alp UMi	1.9900	6300.0	59	24534	No
16	GOM_NL__2PRFIN20061109_014249_000000352052_00432_24534_3726.N1	09-NOV-2006 01:42:49	Bright	34.500	36	50Alp UMa	1.8000	6300.0	69	24534	No
17	GOM_NL__2PRFIN20061109_014427_000000332052_00432_24534_3727.N1	09-NOV-2006 01:44:27	Bright	32.500	82	48Bet UMa	2.3650	10600.	65	24534	No
18	GOM_NL__2PRFIN20061109_014819_000000352052_00432_24534_3728.N1	09-NOV-2006 01:48:19	Bright	34.500	174	52Psi UMa	3.0040	4400.0	69	24534	No
19	GOM_NL__2PRFIN20061109_015616_000000362052_00432_24534_3729.N1	09-NOV-2006 01:56:16	Bright	36.000	96	68Del Leo	2.5600	9300.0	72	24534	No
20	GOM_NL__2PRFIN20061109_021626_000000352052_00432_24534_3730.N1	09-NOV-2006 02:16:26	Dark	35.000	113	Mu Vel	2.6920	5000.0	70	24534	No
21	GOM_NL__2PRFIN20061109_022201_000000352052_00433_24535_3461.N1	09-NOV-2006 02:22:01	Dark	34.500	46	Del Vel	1.9540	10600.	69	24535	No
22	GOM_NL__2PRFIN20061109_022331_000000392052_00433_24535_3462.N1	09-NOV-2006 02:23:31	Dark	39.000	34	Gam2Vel	1.7930	23000.	78	24535	No
23	GOM_NL__2PRFIN20061109_022836_000000552052_00433_24535_3463.N1	09-NOV-2006 02:28:36	Dark	55.000	2	Alp Car	-0.73600	7000.0	110	24535	No
24	GOM_NL__2PRFIN20061109_023802_000000342052_00433_24535_3464.N1	09-NOV-2006 02:38:02	Straylight	34.000	157	The1Eri	2.9060	9300.0	68	24535	No
25	GOM_NL__2PRFIN20061109_025132_000000482052_00433_24535_3465.N1	09-NOV-2006 02:51:32	Twilight_stray	47.500	94	92Alp Cet	2.5260	3100.0	95	24535	No
26	GOM_NL__2PRFIN20061109_025609_000000312052_00433_24535_3466.N1	09-NOV-2006 02:56:09	Bright	31.000	105	6Bet Ari	2.6450	8900.0	62	24535	No
27	GOM_NL__2PRFIN20061109_030019_000000302052_00433_24535_3467.N1	09-NOV-2006 03:00:19	Bright	30.000	173	4Bet Tri	3.0040	8900.0	60	24535	No
28	GOM_NL__2PRFIN20061109_030223_000000332052_00433_24535_3468.N1	09-NOV-2006 03:02:23	Bright	33.000	73	57Gam1And	2.2600	13100.	66	24535	No
29	GOM_NL__2PRFIN20061109_030631_000000332052_00433_24535_3469.N1	09-NOV-2006 03:06:31	Bright	33.000	160	23Gam Per	2.9300	4700.0	66	24535	No
30	GOM_NL__2PRFIN20061109_031529_000000282052_00433_24535_3470.N1	09-NOV-2006 03:15:29	Bright	28.000	49	1Alp UMi	1.9900	6300.0	56	24535	No
31	GOM_NL__2PRFIN20061109_032325_000000342052_00433_24535_3471.N1	09-NOV-2006 03:23:25	Bright	34.000	36	50Alp UMa	1.8000	6300.0	68	24535	No
32	GOM_NL__2PRFIN20061109_032503_000000342052_00433_24535_3472.N1	09-NOV-2006 03:25:03	Bright	33.500	82	48Bet UMa	2.3650	10600.	67	24535	No
33	GOM_NL__2PRFIN20061109_032855_000000352052_00433_24535_3473.N1	09-NOV-2006 03:28:55	Bright	35.000	174	52Psi UMa	3.0040	4400.0	70	24535	No
34	GOM_NL__2PRFIN20061109_033652_000000372052_00433_24535_3474.N1	09-NOV-2006 03:36:52	Bright	37.000	96	68Del Leo	2.5600	9300.0	74	24535	No
35	GOM_NL__2PRFIN20061109_035703_000000382052_00433_24535_3475.N1	09-NOV-2006 03:57:03	Dark	37.500	113	Mu Vel	2.6920	5000.0	75	24535	No
36	GOM_NL__2PRFIN20061109_040237_000000362052_00434_24536_3462.N1	09-NOV-2006 04:02:37	Dark	36.000	46	Del Vel	1.9540	10600.	72	24536	No
37	GOM_NL__2PRFIN20061109_040408_000000402052_00434_24536_3463.N1	09-NOV-2006 04:04:08	Dark	39.500	34	Gam2Vel	1.7930	23000.	79	24536	No
38	GOM_NL__2PRFIN20061109_040912_000000462052_00434_24536_3464.N1	09-NOV-2006 04:09:12	Dark	45.500	2	Alp Car	-0.73600	7000.0	91	24536	No
39	GOM_NL__2PRFIN20061109_041838_000000332052_00434_24536_3465.N1	09-NOV-2006 04:18:38	Straylight	32.500	157	The1Eri	2.9060	9300.0	65	24536	No
40	GOM_NL__2PRFIN20061109_043208_000000462052_00434_24536_3466.N1	09-NOV-2006 04:32:08	Twilight_stray	45.500	94	92Alp Cet	2.5260	3100.0	91	24536	No
41	GOM_NL__2PRFIN20061109_043645_000000312052_00434_24536_3467.N1	09-NOV-2006 04:36:45	Bright	30.500	105	6Bet Ari	2.6450	8900.0	61	24536	No
42	GOM_NL__2PRFIN20061109_044055_000000312052_00434_24536_3468.N1	09-NOV-2006 04:40:55	Bright	30.500	173	4Bet Tri	3.0040	8900.0	61	24536	No

43	GOM_NL__2PRFIN20061109_044259_000000332052_00434_24536_3469.N1	09-NOV-2006 04:42:59	Bright	32.500	73	57Gam1And	2.2600	13100.	65	24536	No
44	GOM_NL__2PRFIN20061109_044707_000000332052_00434_24536_3470.N1	09-NOV-2006 04:47:07	Bright	33.000	160	23Gam Per	2.9300	4700.0	66	24536	No
45	GOM_NL__2PRFIN20061109_045605_000000272052_00434_24536_3471.N1	09-NOV-2006 04:56:05	Bright	27.000	49	1Alp UMi	1.9900	6300.0	54	24536	No
46	GOM_NL__2PRFIN20061109_050401_000000352052_00434_24536_3472.N1	09-NOV-2006 05:04:01	Bright	34.500	36	50Alp UMa	1.8000	6300.0	69	24536	No
47	GOM_NL__2PRFIN20061109_050539_000000342052_00434_24536_3473.N1	09-NOV-2006 05:05:39	Bright	34.000	82	48Bet UMa	2.3650	10600.	68	24536	No
48	GOM_NL__2PRFIN20061109_050931_000000342052_00434_24536_3474.N1	09-NOV-2006 05:09:31	Bright	34.000	174	52Psi UMa	3.0040	4400.0	68	24536	No
49	GOM_NL__2PRFIN20061109_051728_000000372052_00434_24536_3475.N1	09-NOV-2006 05:17:28	Bright	37.000	96	68Del Leo	2.5600	9300.0	74	24536	No
50	GOM_NL__2PRFIN20061109_053740_000000372052_00434_24536_3476.N1	09-NOV-2006 05:37:40	Dark	36.500	113	Mu Vel	2.6920	5000.0	73	24536	No
51	GOM_NL__2PRFIN20061109_054314_000000362052_00435_24537_3462.N1	09-NOV-2006 05:43:14	Dark	35.500	46	Del Vel	1.9540	10600.	71	24537	No
52	GOM_NL__2PRFIN20061109_054445_000000402052_00435_24537_3463.N1	09-NOV-2006 05:44:45	Dark	40.000	34	Gam2Vel	1.7930	23000.	80	24537	No
53	GOM_NL__2PRFIN20061109_054949_000000432052_00435_24537_3464.N1	09-NOV-2006 05:49:49	Dark	42.500	2	Alp Car	-0.73600	7000.0	85	24537	No
54	GOM_NL__2PRFIN20061109_055914_000000302052_00435_24537_3465.N1	09-NOV-2006 05:59:14	Straylight	30.000	157	The1Eri	2.9060	9300.0	60	24537	No
55	GOM_NL__2PRFIN20061109_061244_000000462052_00435_24537_3466.N1	09-NOV-2006 06:12:44	Tw_i_and_stray	46.000	94	92Alp Cet	2.5260	3100.0	92	24537	No
56	GOM_NL__2PRFIN20061109_061721_000000322052_00435_24537_3467.N1	09-NOV-2006 06:17:21	Bright	32.000	105	6Bet Ari	2.6450	8900.0	64	24537	No
57	GOM_NL__2PRFIN20061109_062131_000000302052_00435_24537_3468.N1	09-NOV-2006 06:21:31	Bright	30.000	173	4Bet Tri	3.0040	8900.0	60	24537	No
58	GOM_NL__2PRFIN20061109_062335_000000312052_00435_24537_3469.N1	09-NOV-2006 06:23:35	Bright	31.000	73	57Gam1And	2.2600	13100.	62	24537	No
59	GOM_NL__2PRFIN20061109_062743_000000332052_00435_24537_3470.N1	09-NOV-2006 06:27:43	Bright	32.500	160	23Gam Per	2.9300	4700.0	65	24537	No
60	GOM_NL__2PRFIN20061109_063641_000000302052_00435_24537_3471.N1	09-NOV-2006 06:36:41	Bright	29.500	49	1Alp UMi	1.9900	6300.0	59	24537	No
61	GOM_NL__2PRFIN20061109_064437_000000352052_00435_24537_3472.N1	09-NOV-2006 06:44:37	Bright	35.000	36	50Alp UMa	1.8000	6300.0	70	24537	No
62	GOM_NL__2PRFIN20061109_064615_000000362052_00435_24537_3473.N1	09-NOV-2006 06:46:15	Bright	35.500	82	48Bet UMa	2.3650	10600.	71	24537	No
63	GOM_NL__2PRFIN20061109_065007_000000362052_00435_24537_3474.N1	09-NOV-2006 06:50:07	Bright	35.500	174	52Psi UMa	3.0040	4400.0	71	24537	No
64	GOM_NL__2PRFIN20061109_065805_000000362052_00435_24537_3475.N1	09-NOV-2006 06:58:05	Bright	36.000	96	68Del Leo	2.5600	9300.0	72	24537	No
65	GOM_NL__2PRFIN20061109_071816_000000352052_00435_24537_3476.N1	09-NOV-2006 07:18:16	Dark	35.000	113	Mu Vel	2.6920	5000.0	70	24537	No
66	GOM_NL__2PRFIN20061109_072351_000000362052_00436_24538_3462.N1	09-NOV-2006 07:23:51	Dark	35.500	46	Del Vel	1.9540	10600.	71	24538	No
67	GOM_NL__2PRFIN20061109_072522_000000422052_00436_24538_3463.N1	09-NOV-2006 07:25:22	Dark	41.500	34	Gam2Vel	1.7930	23000.	83	24538	No
68	GOM_NL__2PRFIN20061109_073026_000000442052_00436_24538_3464.N1	09-NOV-2006 07:30:26	Dark	44.000	2	Alp Car	-0.73600	7000.0	88	24538	No
69	GOM_NL__2PRFIN20061109_073951_000000332052_00436_24538_3465.N1	09-NOV-2006 07:39:51	Straylight	33.000	157	The1Eri	2.9060	9300.0	66	24538	No
70	GOM_NL__2PRFIN20061109_075320_000000462052_00436_24538_3466.N1	09-NOV-2006 07:53:20	Tw_i_and_stray	45.500	94	92Alp Cet	2.5260	3100.0	91	24538	No
71	GOM_NL__2PRFIN20061109_075757_000000322052_00436_24538_3467.N1	09-NOV-2006 07:57:57	Bright	31.500	105	6Bet Ari	2.6450	8900.0	63	24538	No
72	GOM_NL__2PRFIN20061109_080207_000000312052_00436_24538_3468.N1	09-NOV-2006 08:02:07	Bright	30.500	173	4Bet Tri	3.0040	8900.0	61	24538	No
73	GOM_NL__2PRFIN20061109_080411_000000332052_00436_24538_3469.N1	09-NOV-2006 08:04:11	Bright	32.500	73	57Gam1And	2.2600	13100.	65	24538	No
74	GOM_NL__2PRFIN20061109_080818_000000332052_00436_24538_3470.N1	09-NOV-2006 08:08:18	Bright	32.500	160	23Gam Per	2.9300	4700.0	65	24538	No
75	GOM_NL__2PRFIN20061109_081717_000000282052_00436_24538_3471.N1	09-NOV-2006 08:17:17	Bright	28.000	49	1Alp UMi	1.9900	6300.0	56	24538	No
76	GOM_NL__2PRFIN20061109_082513_000000312052_00436_24538_3472.N1	09-NOV-2006 08:25:13	Bright	31.000	36	50Alp UMa	1.8000	6300.0	62	24538	No
77	GOM_NL__2PRFIN20061109_082650_000000322052_00436_24538_3473.N1	09-NOV-2006 08:26:50	Bright	32.000	82	48Bet UMa	2.3650	10600.	64	24538	No
78	GOM_NL__2PRFIN20061109_083043_000000342052_00436_24538_3474.N1	09-NOV-2006 08:30:43	Bright	33.500	174	52Psi UMa	3.0040	4400.0	67	24538	No
79	GOM_NL__2PRFIN20061109_083841_000000432052_00436_24538_3475.N1	09-NOV-2006 08:38:41	Bright	42.500	96	68Del Leo	2.5600	9300.0	85	24538	No
80	GOM_NL__2PRFIN20061109_085852_000000372052_00436_24538_3476.N1	09-NOV-2006 08:58:52	Dark	37.000	113	Mu Vel	2.6920	5000.0	74	24538	No
81	GOM_NL__2PRFIN20061109_090427_000000362052_00437_24539_3522.N1	09-NOV-2006 09:04:27	Dark	36.000	46	Del Vel	1.9540	10600.	72	24539	No
82	GOM_NL__2PRFIN20061109_090559_000000412052_00437_24539_3523.N1	09-NOV-2006 09:05:59	Dark	40.500	34	Gam2Vel	1.7930	23000.	81	24539	No
83	GOM_NL__2PRFIN20061109_091102_000000512052_00437_24539_3524.N1	09-NOV-2006 09:11:02	Dark	50.500	2	Alp Car	-0.73600	7000.0	101	24539	No
84	GOM_NL__2PRFIN20061109_092027_000000332052_00437_24539_3525.N1	09-NOV-2006 09:20:27	Straylight	33.000	157	The1Eri	2.9060	9300.0	66	24539	No
85	GOM_NL__2PRFIN20061109_093355_000000432052_00437_24539_3526.N1	09-NOV-2006 09:33:55	Tw_i_and_stray	42.500	94	92Alp Cet	2.5260	3100.0	85	24539	No
86	GOM_NL__2PRFIN20061109_093832_000000322052_00437_24539_3527.N1	09-NOV-2006 09:38:32	Bright	31.500	105	6Bet Ari	2.6450	8900.0	63	24539	No
87	GOM_NL__2PRFIN20061109_094243_000000302052_00437_24539_3528.N1	09-NOV-2006 09:42:43	Bright	30.000	173	4Bet Tri	3.0040	8900.0	60	24539	No
88	GOM_NL__2PRFIN20061109_094446_000000322052_00437_24539_3529.N1	09-NOV-2006 09:44:46	Bright	31.500	73	57Gam1And	2.2600	13100.	63	24539	No
89	GOM_NL__2PRFIN20061109_094854_000000332052_00437_24539_3530.N1	09-NOV-2006 09:48:54	Bright	33.000	160	23Gam Per	2.9300	4700.0	66	24539	No
90	GOM_NL__2PRFIN20061109_095753_000000292052_00437_24539_3531.N1	09-NOV-2006 09:57:53	Bright	28.500	49	1Alp UMi	1.9900	6300.0	57	24539	No
91	GOM_NL__2PRFIN20061109_100548_000000352052_00437_24539_3532.N1	09-NOV-2006 10:05:48	Bright	35.000	36	50Alp UMa	1.8000	6300.0	70	24539	No
92	GOM_NL__2PRFIN20061109_100726_000000332052_00437_24539_3533.N1	09-NOV-2006 10:07:26	Bright	32.500	82	48Bet UMa	2.3650	10600.	65	24539	No
93	GOM_NL__2PRFIN20061109_101119_000000362052_00437_24539_3534.N1	09-NOV-2006 10:11:19	Bright	36.000	174	52Psi UMa	3.0040	4400.0	72	24539	No
94	GOM_NL__2PRFIN20061109_101248_000000292052_00437_24539_3535.N1	09-NOV-2006 10:12:48	Bright	28.500	152	12Alp2CVn	2.8900	11000.	57	24539	No
95	GOM_NL__2PRFIN20061109_101917_000000362052_00437_24539_3536.N1	09-NOV-2006 10:19:17	Bright	36.000	96	68Del Leo	2.5600	9300.0	72	24539	No
96	GOM_NL__2PRFIN20061109_103929_000000352052_00437_24539_3537.N1	09-NOV-2006 10:39:29	Dark	34.500	113	Mu Vel	2.6920	5000.0	69	24539	No
97	GOM_NL__2PRFIN20061109_104504_000000362052_00438_24540_3522.N1	09-NOV-2006 10:45:04	Dark	35.500	46	Del Vel	1.9540	10600.	71	24540	No
98	GOM_NL__2PRFIN20061109_104636_000000412052_00438_24540_3523.N1	09-NOV-2006 10:46:36	Dark	41.000	34	Gam2Vel	1.7930	23000.	82	24540	No
99	GOM_NL__2PRFIN20061109_105139_000000432052_00438_24540_3524.N1	09-NOV-2006 10:51:39	Dark	43.000	2	Alp Car	-0.73600	7000.0	86	24540	No
100	GOM_NL__2PRFIN20061109_110103_000000332052_00438_24540_3525.N1	09-NOV-2006 11:01:03	Straylight	32.500	157	The1Eri	2.9060	9300.0	65	24540	No
101	GOM_NL__2PRFIN20061109_111431_000000472052_00438_24540_3526.N1	09-NOV-2006 11:14:31	Tw_i_and_stray	46.500	94	92Alp Cet	2.5260	3100.0	93	24540	No

102	GOM_NL__2PRFIN20061109_111908_000000322052_00438_24540_3527.N1	09-NOV-2006 11:19:08	Bright	32.000	105	6Bet Ari	2.6450	8900.0	64	24540	No
103	GOM_NL__2PRFIN20061109_112319_000000302052_00438_24540_3528.N1	09-NOV-2006 11:23:19	Bright	30.000	173	4Bet Tri	3.0040	8900.0	60	24540	No
104	GOM_NL__2PRFIN20061109_112522_000000322052_00438_24540_3529.N1	09-NOV-2006 11:25:22	Bright	32.000	73	57Gam1And	2.2600	13100.	64	24540	No
105	GOM_NL__2PRFIN20061109_112929_000000312052_00438_24540_3530.N1	09-NOV-2006 11:29:29	Bright	31.000	160	23Gam Per	2.9300	4700.0	62	24540	No
106	GOM_NL__2PRFIN20061109_113828_000000312052_00438_24540_3531.N1	09-NOV-2006 11:38:28	Bright	30.500	49	1Alp UMi	1.9900	6300.0	61	24540	No
107	GOM_NL__2PRFIN20061109_114624_000000512052_00438_24540_3532.N1	09-NOV-2006 11:46:24	Bright	51.000	36	50Alp UMa	1.8000	6300.0	102	24540	No
108	GOM_NL__2PRFIN20061109_114802_000000342052_00438_24540_3533.N1	09-NOV-2006 11:48:02	Bright	33.500	82	48Bet UMa	2.3650	10600.	67	24540	No
109	GOM_NL__2PRFIN20061109_115154_000000352052_00438_24540_3534.N1	09-NOV-2006 11:51:54	Bright	35.000	174	52Psi UMa	3.0040	4400.0	70	24540	No
110	GOM_NL__2PRFIN20061109_115324_000000282052_00438_24540_3535.N1	09-NOV-2006 11:53:24	Bright	28.000	152	12Alp2CVn	2.8900	11000.	56	24540	No
111	GOM_NL__2PRFIN20061109_115953_000000372052_00438_24540_3536.N1	09-NOV-2006 11:59:53	Bright	37.000	96	68Del Leo	2.5600	9300.0	74	24540	No
112	GOM_NL__2PRFIN20061109_120104_000000422052_00438_24540_3537.N1	09-NOV-2006 12:01:04	Bright	42.000	62	94Bet Leo	2.1360	9700.0	84	24540	No
113	GOM_NL__2PRFIN20061109_122005_000000382052_00438_24540_3538.N1	09-NOV-2006 12:20:05	Dark	37.500	113	Mu Vel	2.6920	5000.0	75	24540	No
114	GOM_NL__2PRFIN20061109_122540_000000362052_00439_24541_3522.N1	09-NOV-2006 12:25:40	Dark	36.000	46	Del Vel	1.9540	10600.	72	24541	No
115	GOM_NL__2PRFIN20061109_122713_000000392052_00439_24541_3523.N1	09-NOV-2006 12:27:13	Dark	39.000	34	Gam2Vel	1.7930	23000.	78	24541	No
116	GOM_NL__2PRFIN20061109_123215_000000552052_00439_24541_3524.N1	09-NOV-2006 12:32:15	Dark	55.000	2	Alp Car	-0.73600	7000.0	110	24541	No
117	GOM_NL__2PRFIN20061109_124139_000000322052_00439_24541_3525.N1	09-NOV-2006 12:41:39	Straylight	31.500	157	The1Eri	2.9060	9300.0	63	24541	No
118	GOM_NL__2PRFIN20061109_125507_000000472052_00439_24541_3526.N1	09-NOV-2006 12:55:07	Tw_i_and_stray	47.000	94	92Alp Cet	2.5260	3100.0	94	24541	No
119	GOM_NL__2PRFIN20061109_125944_000000302052_00439_24541_3527.N1	09-NOV-2006 12:59:44	Bright	30.000	105	6Bet Ari	2.6450	8900.0	60	24541	No
120	GOM_NL__2PRFIN20061109_130354_000000312052_00439_24541_3528.N1	09-NOV-2006 13:03:54	Bright	30.500	173	4Bet Tri	3.0040	8900.0	61	24541	No
121	GOM_NL__2PRFIN20061109_130558_000000302052_00439_24541_3529.N1	09-NOV-2006 13:05:58	Bright	30.000	73	57Gam1And	2.2600	13100.	60	24541	No
122	GOM_NL__2PRFIN20061109_131005_000000332052_00439_24541_3530.N1	09-NOV-2006 13:10:05	Bright	32.500	160	23Gam Per	2.9300	4700.0	65	24541	No
123	GOM_NL__2PRFIN20061109_131904_000000302052_00439_24541_3531.N1	09-NOV-2006 13:19:04	Bright	29.500	49	1Alp UMi	1.9900	6300.0	59	24541	No
124	GOM_NL__2PRFIN20061109_132700_000000342052_00439_24541_3532.N1	09-NOV-2006 13:27:00	Bright	34.000	36	50Alp UMa	1.8000	6300.0	68	24541	No
125	GOM_NL__2PRFIN20061109_132838_000000342052_00439_24541_3533.N1	09-NOV-2006 13:28:38	Bright	33.500	82	48Bet UMa	2.3650	10600.	67	24541	No
126	GOM_NL__2PRFIN20061109_133230_000000342052_00439_24541_3534.N1	09-NOV-2006 13:32:30	Bright	33.500	174	52Psi UMa	3.0040	4400.0	67	24541	No
127	GOM_NL__2PRFIN20061109_133359_000000292052_00439_24541_3535.N1	09-NOV-2006 13:33:59	Bright	29.000	152	12Alp2CVn	2.8900	11000.	58	24541	No
128	GOM_NL__2PRFIN20061109_134029_000000372052_00439_24541_3536.N1	09-NOV-2006 13:40:29	Bright	36.500	96	68Del Leo	2.5600	9300.0	73	24541	No
129	GOM_NL__2PRFIN20061109_134141_000000332052_00439_24541_3537.N1	09-NOV-2006 13:41:41	Bright	33.000	62	94Bet Leo	2.1360	9700.0	66	24541	No
130	GOM_NL__2PRFIN20061109_140042_000000352052_00439_24541_3538.N1	09-NOV-2006 14:00:42	Dark	35.000	113	Mu Vel	2.6920	5000.0	70	24541	No
131	GOM_NL__2PRFIN20061109_140617_000000372052_00440_24542_3522.N1	09-NOV-2006 14:06:17	Dark	36.500	46	Del Vel	1.9540	10600.	73	24542	No
132	GOM_NL__2PRFIN20061109_140750_000000402052_00440_24542_3523.N1	09-NOV-2006 14:07:50	Dark	40.000	34	Gam2Vel	1.7930	23000.	80	24542	No
133	GOM_NL__2PRFIN20061109_141252_000000412052_00440_24542_3524.N1	09-NOV-2006 14:12:52	Dark	40.500	2	Alp Car	-0.73600	7000.0	81	24542	No
134	GOM_NL__2PRFIN20061109_142215_000000352052_00440_24542_3525.N1	09-NOV-2006 14:22:15	Straylight	35.000	157	The1Eri	2.9060	9300.0	70	24542	No
135	GOM_NL__2PRFIN20061109_143543_000000442052_00440_24542_3526.N1	09-NOV-2006 14:35:43	Tw_i_and_stray	44.000	94	92Alp Cet	2.5260	3100.0	88	24542	No
136	GOM_NL__2PRFIN20061109_144020_000000312052_00440_24542_3527.N1	09-NOV-2006 14:40:20	Bright	31.000	105	6Bet Ari	2.6450	8900.0	62	24542	No
137	GOM_NL__2PRFIN20061109_144430_000000302052_00440_24542_3528.N1	09-NOV-2006 14:44:30	Bright	30.000	173	4Bet Tri	3.0040	8900.0	60	24542	No
138	GOM_NL__2PRFIN20061109_144634_000000302052_00440_24542_3529.N1	09-NOV-2006 14:46:34	Bright	30.000	73	57Gam1And	2.2600	13100.	60	24542	No
139	GOM_NL__2PRFIN20061109_145012_000000292052_00440_24542_3530.N1	09-NOV-2006 14:50:12	Bright	29.000	35	33Alp Per	1.7950	6250.0	58	24542	No
140	GOM_NL__2PRFIN20061109_145128_000000302052_00440_24542_3531.N1	09-NOV-2006 14:51:28	Bright	29.500	110	37Del Cas	2.6780	8900.0	59	24542	No
141	GOM_NL__2PRFIN20061109_145940_000000272052_00440_24542_3532.N1	09-NOV-2006 14:59:40	Bright	27.000	49	1Alp UMi	1.9900	6300.0	54	24542	No
142	GOM_NL__2PRFIN20061109_150736_000000342052_00440_24542_3533.N1	09-NOV-2006 15:07:36	Bright	33.500	36	50Alp UMa	1.8000	6300.0	67	24542	No
143	GOM_NL__2PRFIN20061109_150913_000000332052_00440_24542_3534.N1	09-NOV-2006 15:09:13	Bright	33.000	82	48Bet UMa	2.3650	10600.	66	24542	No
144	GOM_NL__2PRFIN20061109_151306_000000342052_00440_24542_3535.N1	09-NOV-2006 15:13:06	Bright	34.000	174	52Psi UMa	3.0040	4400.0	68	24542	No
145	GOM_NL__2PRFIN20061109_151435_000000292052_00440_24542_3536.N1	09-NOV-2006 15:14:35	Bright	28.500	152	12Alp2CVn	2.8900	11000.	57	24542	No
146	GOM_NL__2PRFIN20061109_152106_000000332052_00440_24542_3537.N1	09-NOV-2006 15:21:06	Bright	33.000	96	68Del Leo	2.5600	9300.0	66	24542	No
147	GOM_NL__2PRFIN20061109_152217_000000312052_00440_24542_3538.N1	09-NOV-2006 15:22:17	Bright	31.000	62	94Bet Leo	2.1360	9700.0	62	24542	No
148	GOM_NL__2PRFIN20061109_154118_000000342052_00440_24542_3539.N1	09-NOV-2006 15:41:18	Dark	34.000	113	Mu Vel	2.6920	5000.0	68	24542	No
149	GOM_NL__2PRFIN20061109_154654_000000362052_00441_24543_3523.N1	09-NOV-2006 15:46:54	Dark	35.500	46	Del Vel	1.9540	10600.	71	24543	No
150	GOM_NL__2PRFIN20061109_154826_000000412052_00441_24543_3524.N1	09-NOV-2006 15:48:26	Dark	40.500	34	Gam2Vel	1.7930	23000.	81	24543	No
151	GOM_NL__2PRFIN20061109_155329_000000552052_00441_24543_3525.N1	09-NOV-2006 15:53:29	Dark	55.000	2	Alp Car	-0.73600	7000.0	110	24543	No
152	GOM_NL__2PRFIN20061109_160251_000000332052_00441_24543_3526.N1	09-NOV-2006 16:02:51	Straylight	33.000	157	The1Eri	2.9060	9300.0	66	24543	No
153	GOM_NL__2PRFIN20061109_161618_000000482052_00441_24543_3527.N1	09-NOV-2006 16:16:18	Tw_i_and_stray	48.000	94	92Alp Cet	2.5260	3100.0	96	24543	No
154	GOM_NL__2PRFIN20061109_162056_000000322052_00441_24543_3528.N1	09-NOV-2006 16:20:56	Bright	32.000	105	6Bet Ari	2.6450	8900.0	64	24543	No
155	GOM_NL__2PRFIN20061109_162506_000000302052_00441_24543_3529.N1	09-NOV-2006 16:25:06	Bright	29.500	173	4Bet Tri	3.0040	8900.0	59	24543	No
156	GOM_NL__2PRFIN20061109_162709_000000312052_00441_24543_3530.N1	09-NOV-2006 16:27:09	Bright	30.500	73	57Gam1And	2.2600	13100.	61	24543	No
157	GOM_NL__2PRFIN20061109_163048_000000292052_00441_24543_3531.N1	09-NOV-2006 16:30:48	Bright	29.000	35	33Alp Per	1.7950	6250.0	58	24543	No
158	GOM_NL__2PRFIN20061109_163204_000000292052_00441_24543_3532.N1	09-NOV-2006 16:32:04	Bright	29.000	110	37Del Cas	2.6780	8900.0	58	24543	No
159	GOM_NL__2PRFIN20061109_164016_000000312052_00441_24543_3533.N1	09-NOV-2006 16:40:16	Bright	31.000	49	1Alp UMi	1.9900	6300.0	62	24543	No
160	GOM_NL__2PRFIN20061109_164811_000000352052_00441_24543_3534.N1	09-NOV-2006 16:48:11	Bright	35.000	36	50Alp UMa	1.8000	6300.0	70	24543	No



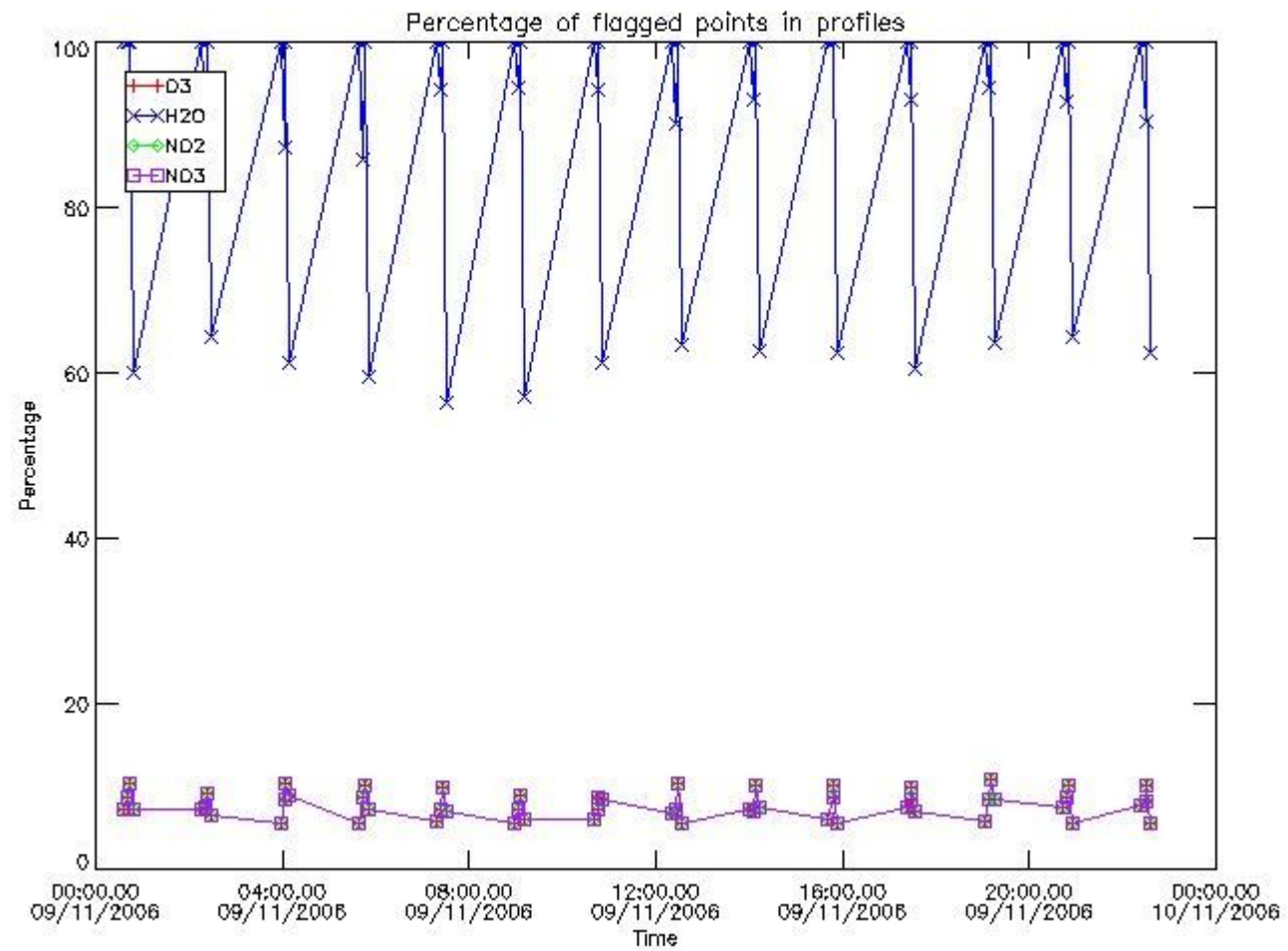
161	GOM_NL__2PRFIN20061109_164949_000000342052_00441_24543_3535.N1	09-NOV-2006 16:49:49	Bright	34.000	82	48Bet UMa	2.3650	10600.	68	24543	No
162	GOM_NL__2PRFIN20061109_165342_000000372052_00441_24543_3536.N1	09-NOV-2006 16:53:42	Bright	36.500	174	52Psi UMa	3.0040	4400.0	73	24543	No
163	GOM_NL__2PRFIN20061109_165512_000000292052_00441_24543_3537.N1	09-NOV-2006 16:55:12	Bright	28.500	152	12Alp2CVn	2.8900	11000.	57	24543	No
164	GOM_NL__2PRFIN20061109_170142_000000332052_00441_24543_3538.N1	09-NOV-2006 17:01:42	Bright	33.000	96	68Del Leo	2.5600	9300.0	66	24543	No
165	GOM_NL__2PRFIN20061109_170253_000000322052_00441_24543_3539.N1	09-NOV-2006 17:02:53	Bright	32.000	62	94Bet Leo	2.1360	9700.0	64	24543	No
166	GOM_NL__2PRFIN20061109_172155_000000342052_00441_24543_3540.N1	09-NOV-2006 17:21:55	Dark	34.000	113	Mu Vel	2.6920	5000.0	68	24543	No
167	GOM_NL__2PRFIN20061109_172730_000000372052_00442_24544_3524.N1	09-NOV-2006 17:27:30	Dark	36.500	46	Del Vel	1.9540	10600.	73	24544	No
168	GOM_NL__2PRFIN20061109_172903_000000422052_00442_24544_3525.N1	09-NOV-2006 17:29:03	Dark	41.500	34	Gam2Vel	1.7930	23000.	83	24544	No
169	GOM_NL__2PRFIN20061109_173405_000000432052_00442_24544_3526.N1	09-NOV-2006 17:34:05	Dark	43.000	2	Alp Car	-0.73600	7000.0	86	24544	No
170	GOM_NL__2PRFIN20061109_174328_000000322052_00442_24544_3527.N1	09-NOV-2006 17:43:28	Straylight	32.000	157	The1Eri	2.9060	9300.0	64	24544	No
171	GOM_NL__2PRFIN20061109_175654_000000412052_00442_24544_3528.N1	09-NOV-2006 17:56:54	Tw_i_and_stray	40.500	94	92Alp Cet	2.5260	3100.0	81	24544	No
172	GOM_NL__2PRFIN20061109_180132_000000302052_00442_24544_3529.N1	09-NOV-2006 18:01:32	Bright	30.000	105	6Bet Ari	2.6450	8900.0	60	24544	No
173	GOM_NL__2PRFIN20061109_180542_000000312052_00442_24544_3530.N1	09-NOV-2006 18:05:42	Bright	31.000	173	4Bet Tri	3.0040	8900.0	62	24544	No
174	GOM_NL__2PRFIN20061109_180745_000000322052_00442_24544_3531.N1	09-NOV-2006 18:07:45	Bright	32.000	73	57Gam1And	2.2600	13100.	64	24544	No
175	GOM_NL__2PRFIN20061109_181123_000000352052_00442_24544_3532.N1	09-NOV-2006 18:11:23	Bright	34.500	35	33Alp Per	1.7950	6250.0	69	24544	No
176	GOM_NL__2PRFIN20061109_181240_000000302052_00442_24544_3533.N1	09-NOV-2006 18:12:40	Bright	30.000	110	37Del Cas	2.6780	8900.0	60	24544	No
177	GOM_NL__2PRFIN20061109_182052_000000312052_00442_24544_3534.N1	09-NOV-2006 18:20:52	Bright	31.000	49	1Alp UMi	1.9900	6300.0	62	24544	No
178	GOM_NL__2PRFIN20061109_182847_000000312052_00442_24544_3535.N1	09-NOV-2006 18:28:47	Bright	30.500	36	50Alp UMa	1.8000	6300.0	61	24544	No
179	GOM_NL__2PRFIN20061109_183025_000000352052_00442_24544_3536.N1	09-NOV-2006 18:30:25	Bright	34.500	82	48Bet UMa	2.3650	10600.	69	24544	No
180	GOM_NL__2PRFIN20061109_183418_000000342052_00442_24544_3537.N1	09-NOV-2006 18:34:18	Bright	34.000	174	52Psi UMa	3.0040	4400.0	68	24544	No
181	GOM_NL__2PRFIN20061109_183548_000000282052_00442_24544_3538.N1	09-NOV-2006 18:35:48	Bright	28.000	152	12Alp2CVn	2.8900	11000.	56	24544	No
182	GOM_NL__2PRFIN20061109_184330_000000332052_00442_24544_3539.N1	09-NOV-2006 18:43:30	Bright	32.500	62	94Bet Leo	2.1360	9700.0	65	24544	No
183	GOM_NL__2PRFIN20061109_190231_000000362052_00442_24544_3540.N1	09-NOV-2006 19:02:31	Dark	36.000	113	Mu Vel	2.6920	5000.0	72	24544	No
184	GOM_NL__2PRFIN20061109_190807_000000372052_00443_24545_3524.N1	09-NOV-2006 19:08:07	Dark	36.500	46	Del Vel	1.9540	10600.	73	24545	No
185	GOM_NL__2PRFIN20061109_190940_000000422052_00443_24545_3525.N1	09-NOV-2006 19:09:40	Dark	42.000	34	Gam2Vel	1.7930	23000.	84	24545	No
186	GOM_NL__2PRFIN20061109_191442_000000432052_00443_24545_3526.N1	09-NOV-2006 19:14:42	Dark	42.500	2	Alp Car	-0.73600	7000.0	85	24545	No
187	GOM_NL__2PRFIN20061109_192404_000000362052_00443_24545_3527.N1	09-NOV-2006 19:24:04	Straylight	35.500	157	The1Eri	2.9060	9300.0	71	24545	No
188	GOM_NL__2PRFIN20061109_193730_000000422052_00443_24545_3528.N1	09-NOV-2006 19:37:30	Tw_i_and_stray	41.500	94	92Alp Cet	2.5260	3100.0	83	24545	No
189	GOM_NL__2PRFIN20061109_194208_000000302052_00443_24545_3529.N1	09-NOV-2006 19:42:08	Bright	30.000	105	6Bet Ari	2.6450	8900.0	60	24545	No
190	GOM_NL__2PRFIN20061109_194618_000000302052_00443_24545_3530.N1	09-NOV-2006 19:46:18	Bright	30.000	173	4Bet Tri	3.0040	8900.0	60	24545	No
191	GOM_NL__2PRFIN20061109_194821_000000322052_00443_24545_3531.N1	09-NOV-2006 19:48:21	Bright	31.500	73	57Gam1And	2.2600	13100.	63	24545	No
192	GOM_NL__2PRFIN20061109_195158_000000352052_00443_24545_3532.N1	09-NOV-2006 19:51:58	Bright	35.000	35	33Alp Per	1.7950	6250.0	70	24545	No
193	GOM_NL__2PRFIN20061109_195315_000000302052_00443_24545_3533.N1	09-NOV-2006 19:53:15	Bright	29.500	110	37Del Cas	2.6780	8900.0	59	24545	No
194	GOM_NL__2PRFIN20061109_200128_000000302052_00443_24545_3534.N1	09-NOV-2006 20:01:28	Bright	30.000	49	1Alp UMi	1.9900	6300.0	60	24545	No
195	GOM_NL__2PRFIN20061109_200923_000000332052_00443_24545_3535.N1	09-NOV-2006 20:09:23	Bright	33.000	36	50Alp UMa	1.8000	6300.0	66	24545	No
196	GOM_NL__2PRFIN20061109_201101_000000352052_00443_24545_3536.N1	09-NOV-2006 20:11:01	Bright	34.500	82	48Bet UMa	2.3650	10600.	69	24545	No
197	GOM_NL__2PRFIN20061109_201454_000000362052_00443_24545_3537.N1	09-NOV-2006 20:14:54	Bright	35.500	174	52Psi UMa	3.0040	4400.0	71	24545	No
198	GOM_NL__2PRFIN20061109_201624_000000292052_00443_24545_3538.N1	09-NOV-2006 20:16:24	Bright	29.000	152	12Alp2CVn	2.8900	11000.	58	24545	No
199	GOM_NL__2PRFIN20061109_202406_000000382052_00443_24545_3539.N1	09-NOV-2006 20:24:06	Bright	37.500	62	94Bet Leo	2.1360	9700.0	75	24545	No
200	GOM_NL__2PRFIN20061109_204308_000000352052_00443_24545_3540.N1	09-NOV-2006 20:43:08	Dark	34.500	113	Mu Vel	2.6920	5000.0	69	24545	No
201	GOM_NL__2PRFIN20061109_204844_000000352052_00444_24546_3524.N1	09-NOV-2006 20:48:44	Dark	35.000	46	Del Vel	1.9540	10600.	70	24546	No
202	GOM_NL__2PRFIN20061109_205017_000000412052_00444_24546_3525.N1	09-NOV-2006 20:50:17	Dark	40.500	34	Gam2Vel	1.7930	23000.	81	24546	No
203	GOM_NL__2PRFIN20061109_205519_000000552052_00444_24546_3526.N1	09-NOV-2006 20:55:19	Dark	54.500	2	Alp Car	-0.73600	7000.0	109	24546	No
204	GOM_NL__2PRFIN20061109_210440_000000342052_00444_24546_3527.N1	09-NOV-2006 21:04:40	Straylight	33.500	157	The1Eri	2.9060	9300.0	67	24546	No
205	GOM_NL__2PRFIN20061109_211806_000000442052_00444_24546_3528.N1	09-NOV-2006 21:18:06	Tw_i_and_stray	44.000	94	92Alp Cet	2.5260	3100.0	88	24546	No
206	GOM_NL__2PRFIN20061109_212244_000000312052_00444_24546_3529.N1	09-NOV-2006 21:22:44	Bright	31.000	105	6Bet Ari	2.6450	8900.0	62	24546	No
207	GOM_NL__2PRFIN20061109_212653_000000312052_00444_24546_3530.N1	09-NOV-2006 21:26:53	Bright	31.000	173	4Bet Tri	3.0040	8900.0	62	24546	No
208	GOM_NL__2PRFIN20061109_212857_000000322052_00444_24546_3531.N1	09-NOV-2006 21:28:57	Bright	31.500	73	57Gam1And	2.2600	13100.	63	24546	No
209	GOM_NL__2PRFIN20061109_213234_000000362052_00444_24546_3532.N1	09-NOV-2006 21:32:34	Bright	36.000	35	33Alp Per	1.7950	6250.0	72	24546	No
210	GOM_NL__2PRFIN20061109_213351_000000282052_00444_24546_3533.N1	09-NOV-2006 21:33:51	Bright	28.000	110	37Del Cas	2.6780	8900.0	56	24546	No
211	GOM_NL__2PRFIN20061109_214204_000000302052_00444_24546_3534.N1	09-NOV-2006 21:42:04	Bright	29.500	49	1Alp UMi	1.9900	6300.0	59	24546	No
212	GOM_NL__2PRFIN20061109_214959_000000352052_00444_24546_3535.N1	09-NOV-2006 21:49:59	Bright	35.000	36	50Alp UMa	1.8000	6300.0	70	24546	No
213	GOM_NL__2PRFIN20061109_215137_000000342052_00444_24546_3536.N1	09-NOV-2006 21:51:37	Bright	34.000	82	48Bet UMa	2.3650	10600.	68	24546	No
214	GOM_NL__2PRFIN20061109_215530_000000402052_00444_24546_3537.N1	09-NOV-2006 21:55:30	Bright	40.000	174	52Psi UMa	3.0040	4400.0	80	24546	No
215	GOM_NL__2PRFIN20061109_215700_000000292052_00444_24546_3538.N1	09-NOV-2006 21:57:00	Bright	28.500	152	12Alp2CVn	2.8900	11000.	57	24546	No
216	GOM_NL__2PRFIN20061109_220442_000000322052_00444_24546_3539.N1	09-NOV-2006 22:04:42	Bright	31.500	62	94Bet Leo	2.1360	9700.0	63	24546	No
217	GOM_NL__2PRFIN20061109_222344_000000342052_00444_24546_3540.N1	09-NOV-2006 22:23:44	Dark	33.500	113	Mu Vel	2.6920	5000.0	67	24546	No
218	GOM_NL__2PRFIN20061109_222920_000000372052_00445_24547_3524.N1	09-NOV-2006 22:29:20	Dark	37.000	46	Del Vel	1.9540	10600.	74	24547	No
219	GOM_NL__2PRFIN20061109_223054_000000412052_00445_24547_3525.N1	09-NOV-2006 22:30:54	Dark	40.500	34	Gam2Vel	1.7930	23000.	81	24547	No

220	GOM_NL__2PRFIN20061109_223555_000000552052_00445_24547_3526.N1	09-NOV-2006 22:35:55	Dark	55.000	2	Alp Car	-0.73600	7000.0	110	24547	No
221	GOM_NL__2PRFIN20061109_224516_000000322052_00445_24547_3527.N1	09-NOV-2006 22:45:16	Straylight	32.000	157	The1Eri	2.9060	9300.0	64	24547	No
222	GOM_NL__2PRFIN20061109_225842_000000432052_00445_24547_3528.N1	09-NOV-2006 22:58:42	Twilight_stray	43.000	94	92Alp Cet	2.5260	3100.0	86	24547	No
223	GOM_NL__2PRFIN20061109_230320_000000312052_00445_24547_3529.N1	09-NOV-2006 23:03:20	Bright	31.000	105	6Bet Ari	2.6450	8900.0	62	24547	No
224	GOM_NL__2PRFIN20061109_230729_000000302052_00445_24547_3530.N1	09-NOV-2006 23:07:29	Bright	30.000	173	4Bet Tri	3.0040	8900.0	60	24547	No
225	GOM_NL__2PRFIN20061109_230932_000000322052_00445_24547_3531.N1	09-NOV-2006 23:09:32	Bright	32.000	73	57Gam1And	2.2600	13100.	64	24547	No
226	GOM_NL__2PRFIN20061109_231309_000000332052_00445_24547_3532.N1	09-NOV-2006 23:13:09	Bright	33.000	35	33Alp Per	1.7950	6250.0	66	24547	No
227	GOM_NL__2PRFIN20061109_231427_000000302052_00445_24547_3533.N1	09-NOV-2006 23:14:27	Bright	30.000	110	37Del Cas	2.6780	8900.0	60	24547	No
228	GOM_NL__2PRFIN20061109_232240_000000302052_00445_24547_3534.N1	09-NOV-2006 23:22:40	Bright	29.500	49	1Alp UMi	1.9900	6300.0	59	24547	No
229	GOM_NL__2PRFIN20061109_233034_000000332052_00445_24547_3535.N1	09-NOV-2006 23:30:34	Bright	33.000	36	50Alp UMa	1.8000	6300.0	66	24547	No
230	GOM_NL__2PRFIN20061109_233212_000000322052_00445_24547_3536.N1	09-NOV-2006 23:32:12	Bright	32.000	82	48Bet UMa	2.3650	10600.	64	24547	No
231	GOM_NL__2PRFIN20061109_233605_000000372052_00445_24547_3537.N1	09-NOV-2006 23:36:05	Bright	36.500	174	52Psi UMa	3.0040	4400.0	73	24547	No
232	GOM_NL__2PRFIN20061109_233736_000000292052_00445_24547_3538.N1	09-NOV-2006 23:37:36	Bright	29.000	152	12Alp2CVn	2.8900	11000.	58	24547	No
233	GOM_NL__2PRFIN20061109_234518_000000322052_00445_24547_3539.N1	09-NOV-2006 23:45:18	Bright	32.000	62	94Bet Leo	2.1360	9700.0	64	24547	No

### 3. Quality information per product

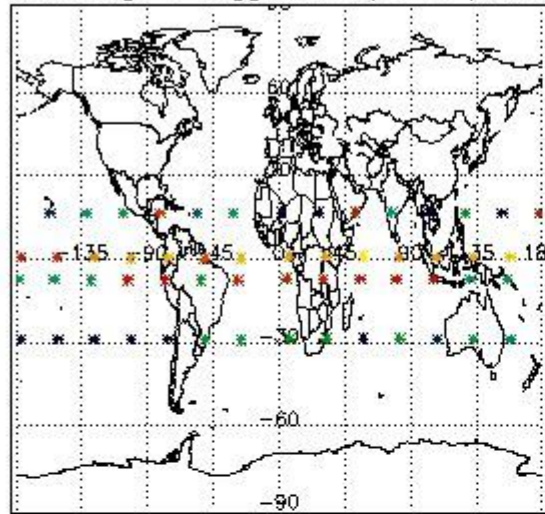
In this section it is plotted some information contained in the Quality Summary data set of the level 2 products. Only products in dark limb conditions and without errors (error flag in the MPH set to "0") are used.

#### 3.1 Plot quality information per product (time dependant)

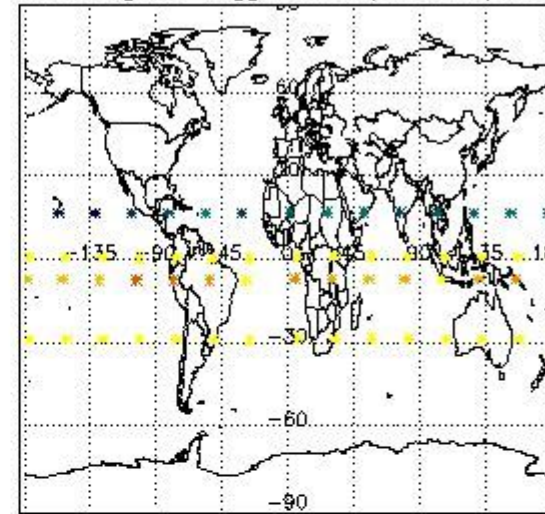


#### 3.2 Plot quality information per product (world map)

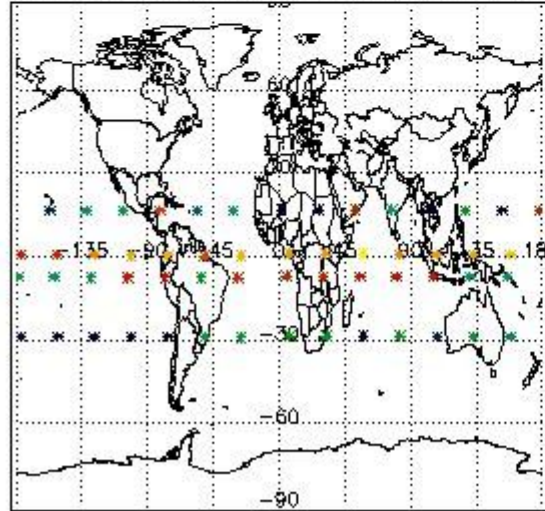
Percentage of flagged data per O3 profile



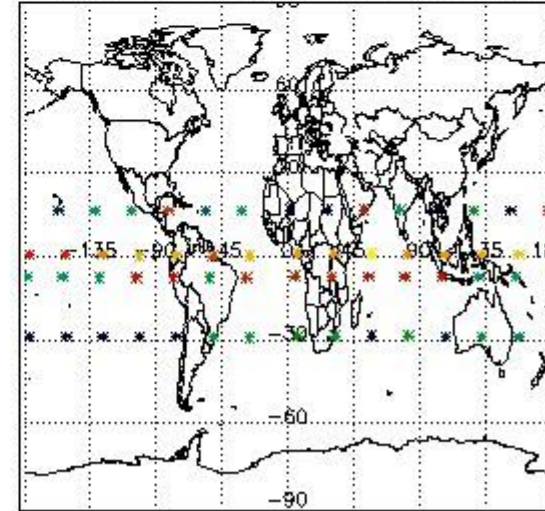
Percentage of flagged data per H2O profile



Percentage of flagged data per NO2 profile



Percentage of flagged data per NO3 profile



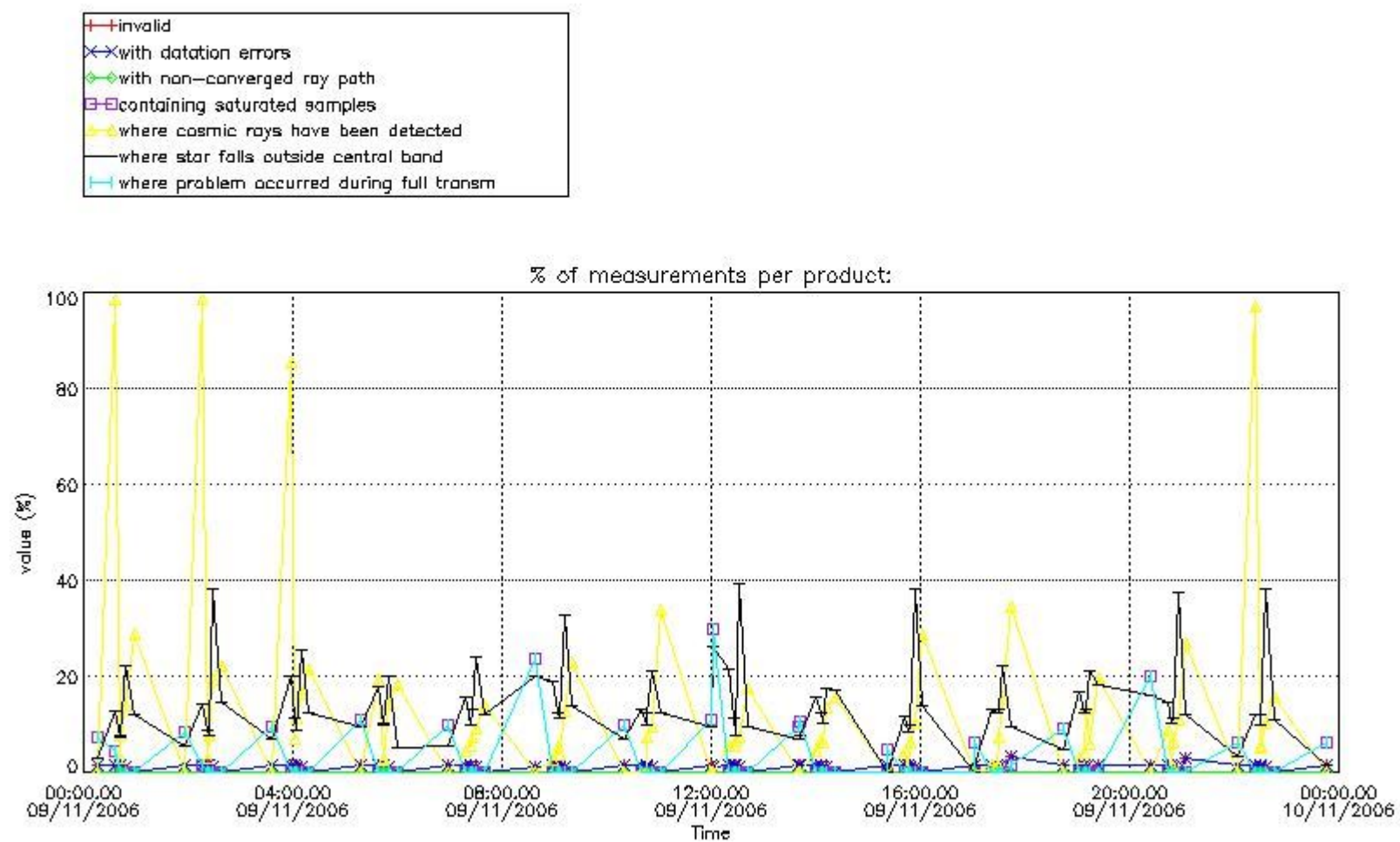
#### 4. Level 1 quality information per product

In this section it is plotted some information contained in the Quality Summary data set of the level 2 products that comes from the level 1b processing. Products without errors (error flag in the MPH set to "0") are used.

##### 4.1 Plot quality information per product (time dependant) coming from level 1b processing

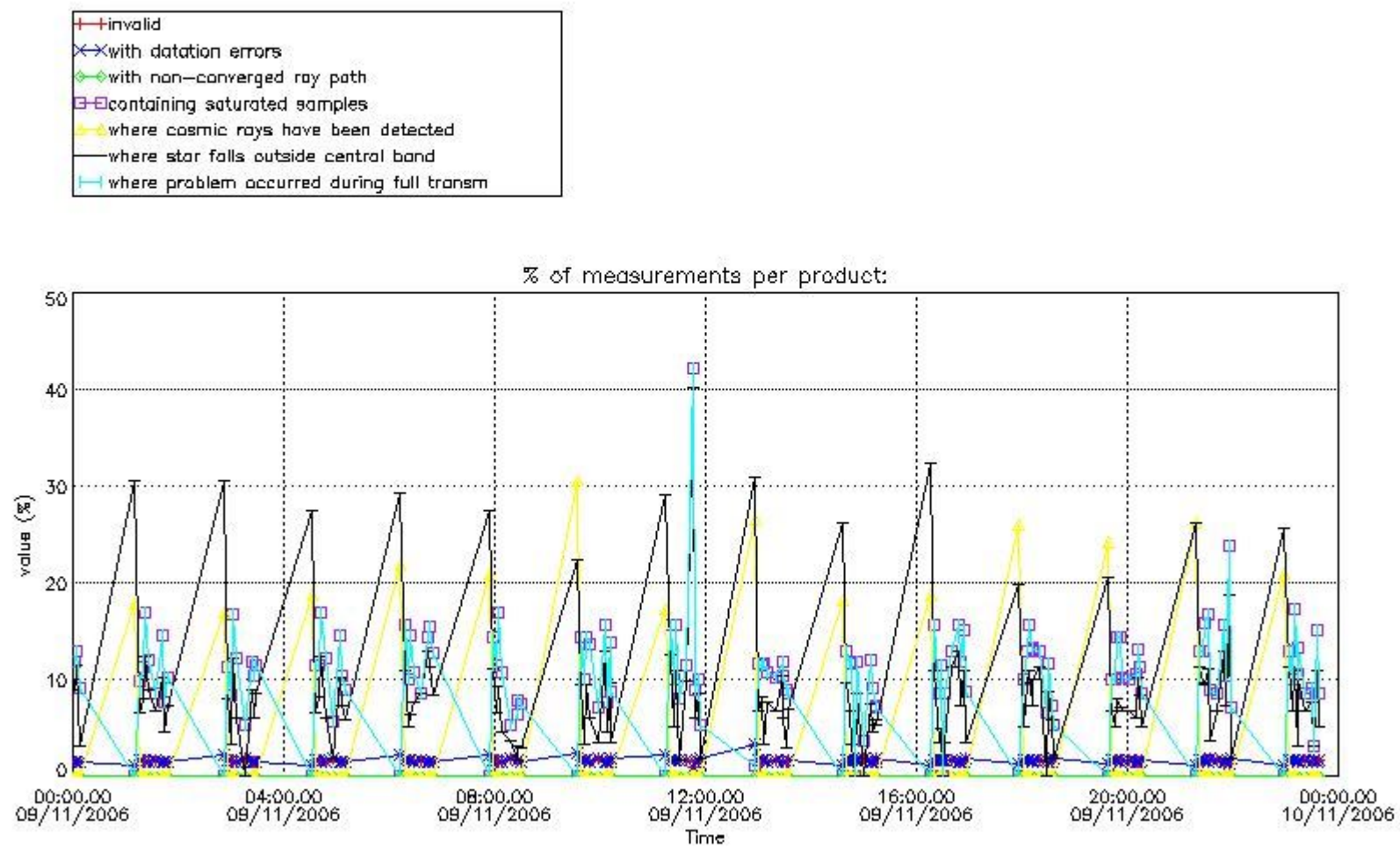
###### 4.1.1 Plot level 1 quality information per product (time dependant): ENVISAT ASCENDING passes





4.1.2 Plot level 1 quality information per product (time dependant): ENVISAT DESCENDING passes

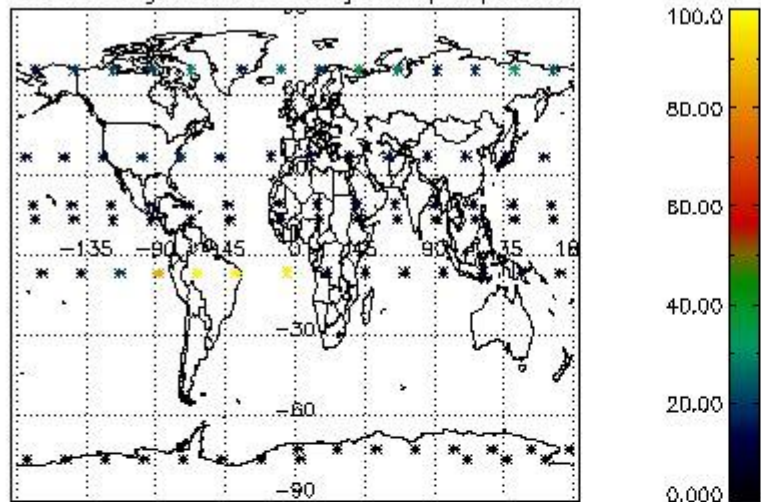




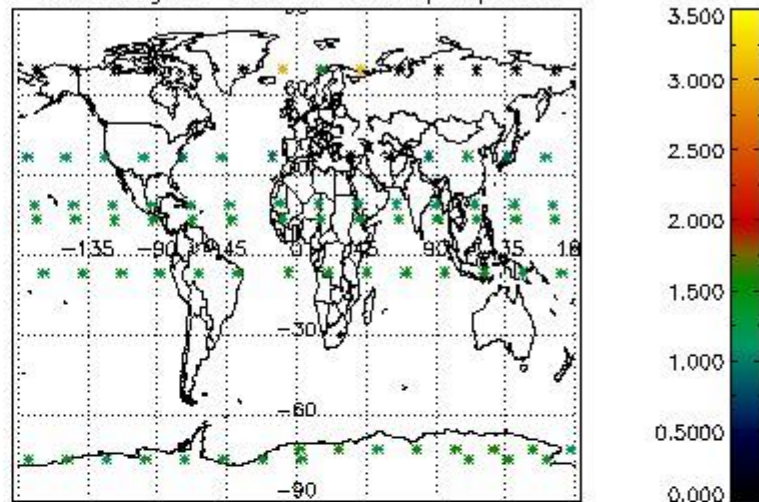
#### 4.2 Plot quality information per product coming from level 1b processing (world map)

##### 4.2.1 Plot level 1 quality information per product (world map): ENVISAT ASCENDING passes

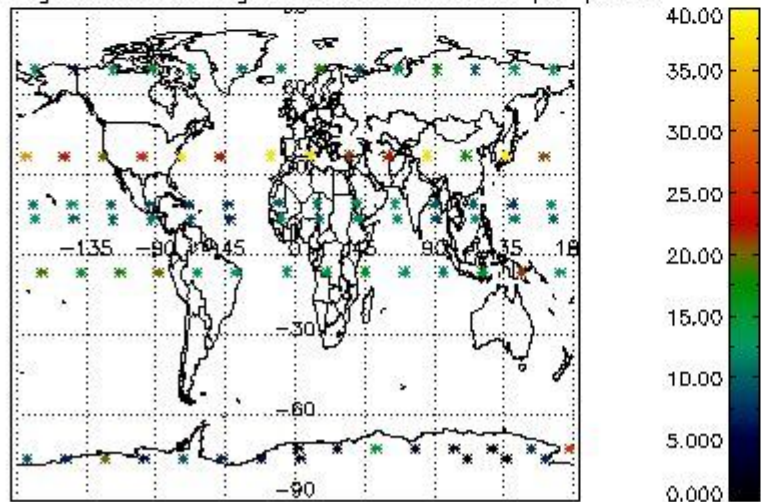
Percentage of cosmic ray hits per profile



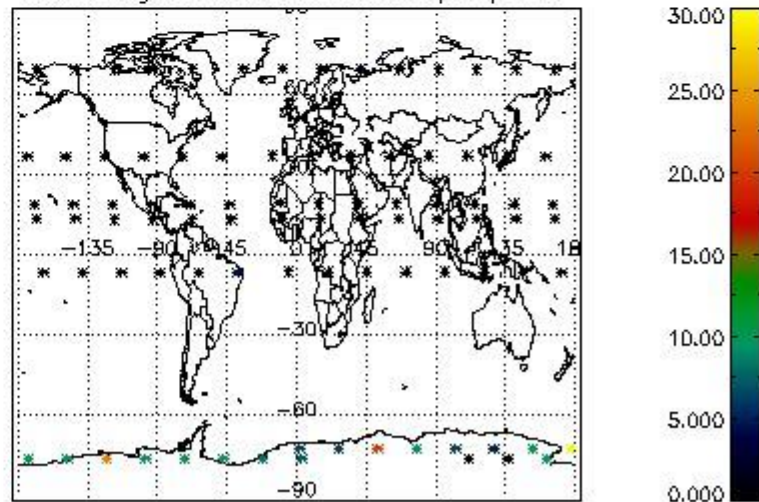
Percentage of datation errors per profile



Percentage of star falling outside central band per profile

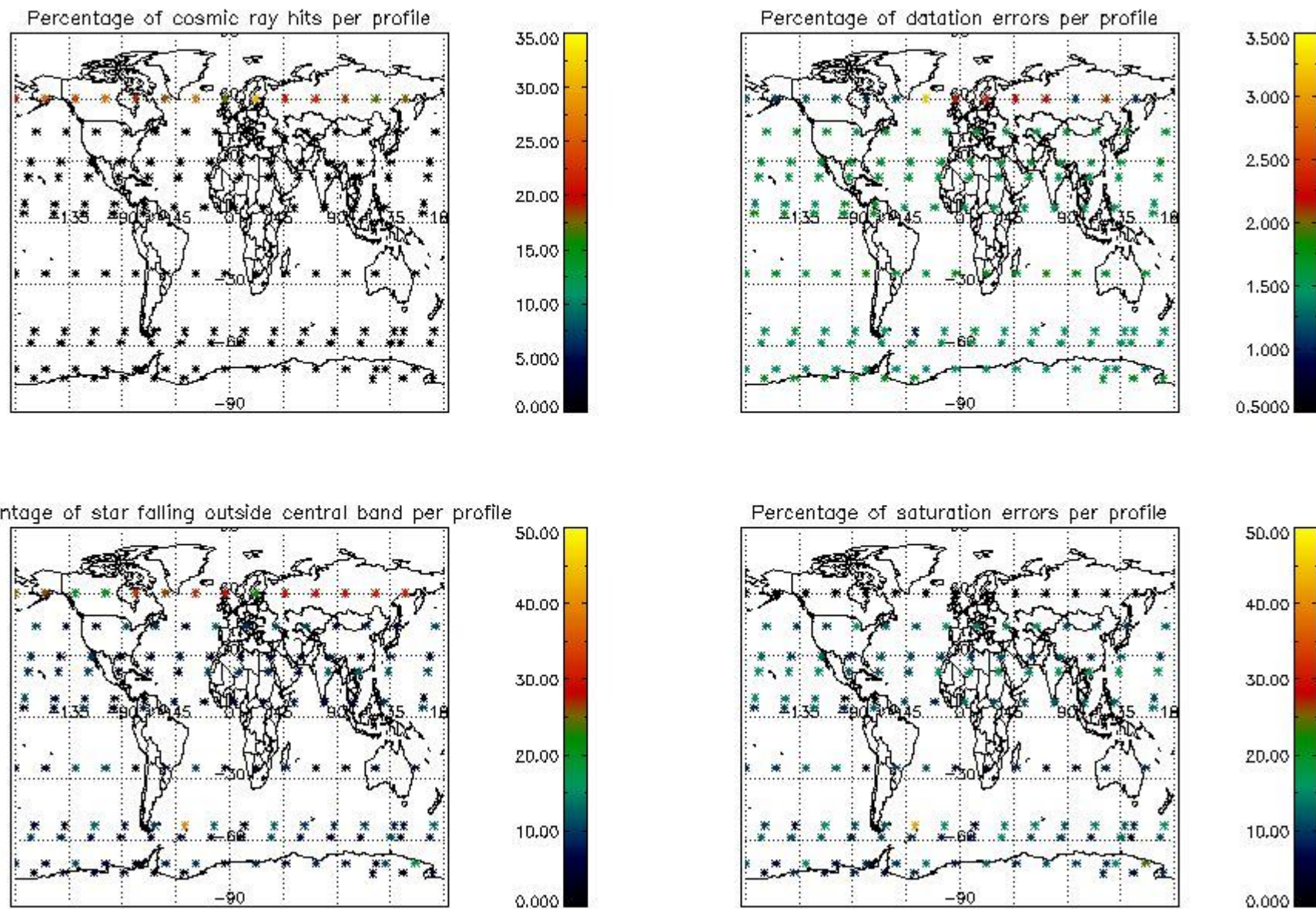


Percentage of saturation errors per profile



4.2.2 Plot level 1 quality information per product (world map): ENVISAT DESCENDING passes





## 5. Trace gas profiles

### 5.1 Ozone statistics based on quality of products

The final quality of the products can be "measured" using the STD (Standard Deviation) attached to every point profile. This information is written to the parameter GOM\_NL\_\_2P/NL\_LOCAL\_SPECIES\_DENSITY/o3\_std of the level 2 products. The table below shows the statistics for given STD ranges.

The statistics are given with respect to the overall valid production:

- Products without fatal errors: GOM\_NL\_\_2P/MPH/PRODUCT\_ERR=0
- Valid point profile: GOM\_NL\_\_2P/NL\_LOCAL\_SPECIES\_DENSITY/pcd(0)=0

The 'Criteria' is applied to valid points of dark limb products:

- Products in dark limb illumination condition: GOM\_NL\_\_2P/NL\_SUMMARY\_QUALITY/obs\_ill\_cond=0
- Products without fatal errors: GOM\_NL\_\_2P/MPH/PRODUCT\_ERR=0
- Valid point profile: GOM\_NL\_\_2P/NL\_LOCAL\_SPECIES\_DENSITY/pcd(0)=0

So, the table below shows the percentage of dark limb and valid observations for each criteria with respect to the overall valid daily observations.

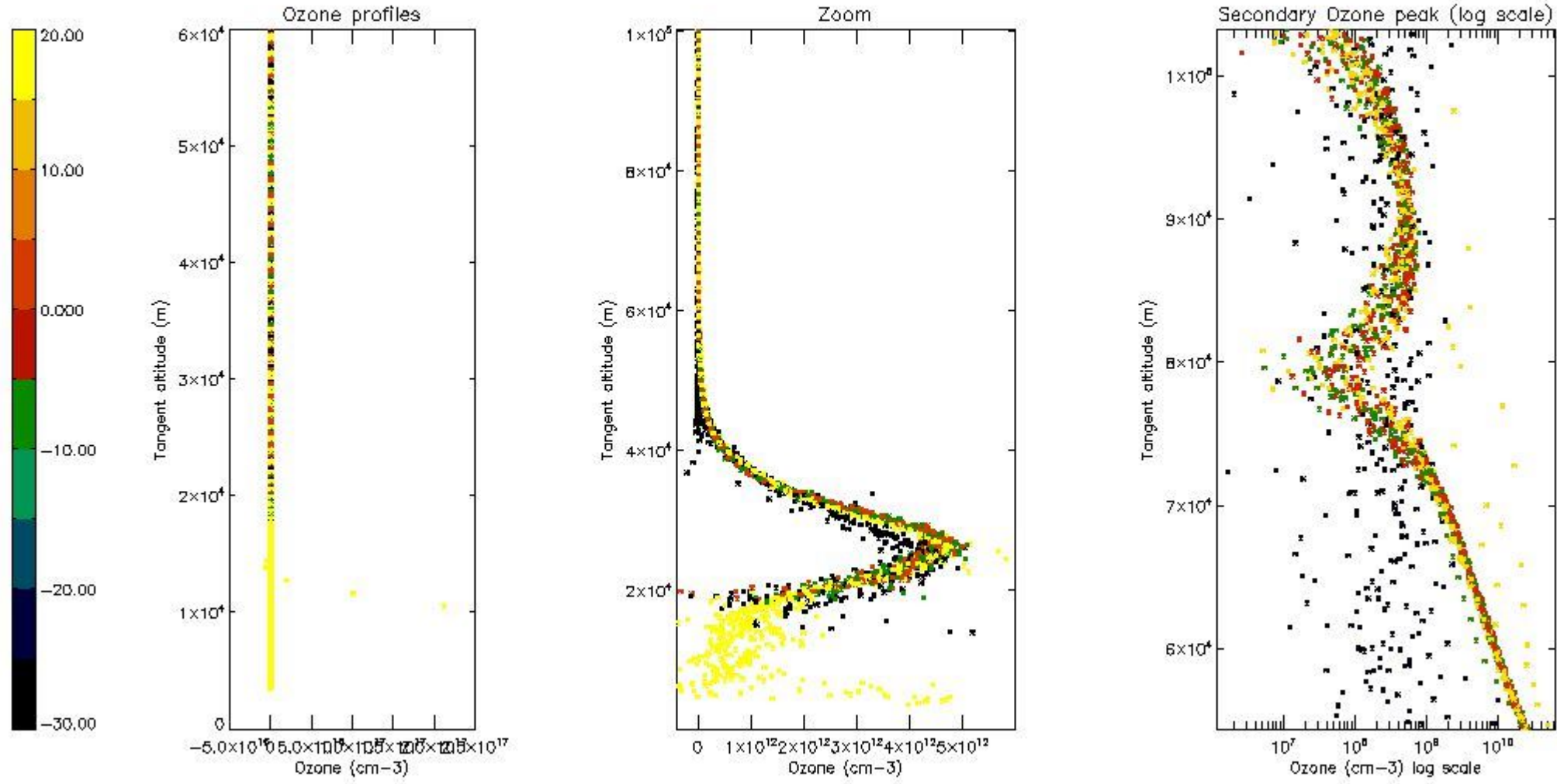
Criteria	% of total production
All STD	27
STD < 20	18



STD < 10	15
STD < 5	12

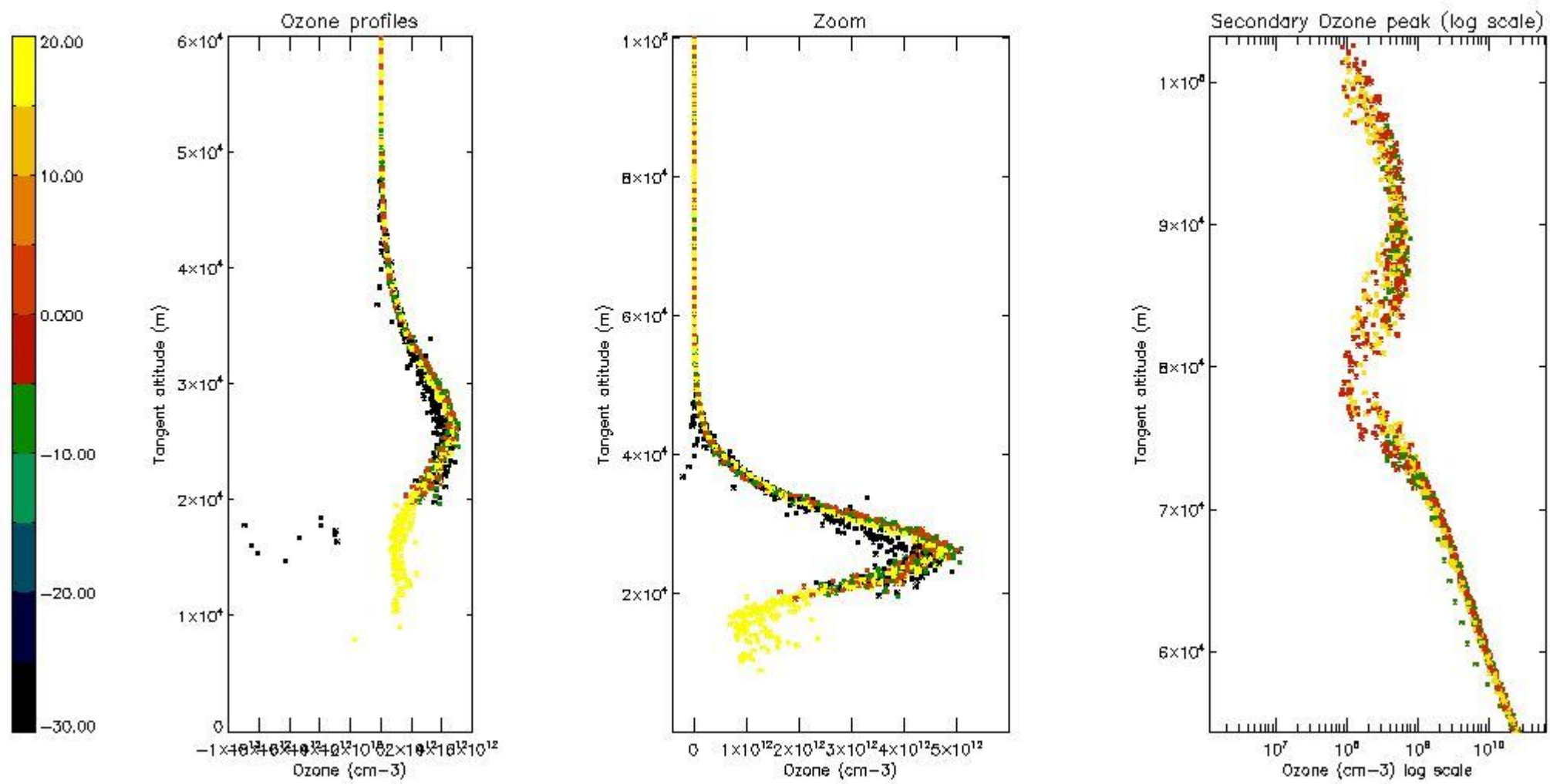
5.2 Plot ozone profiles for all STD (dark without errors)

The colorbar represents the latitude.



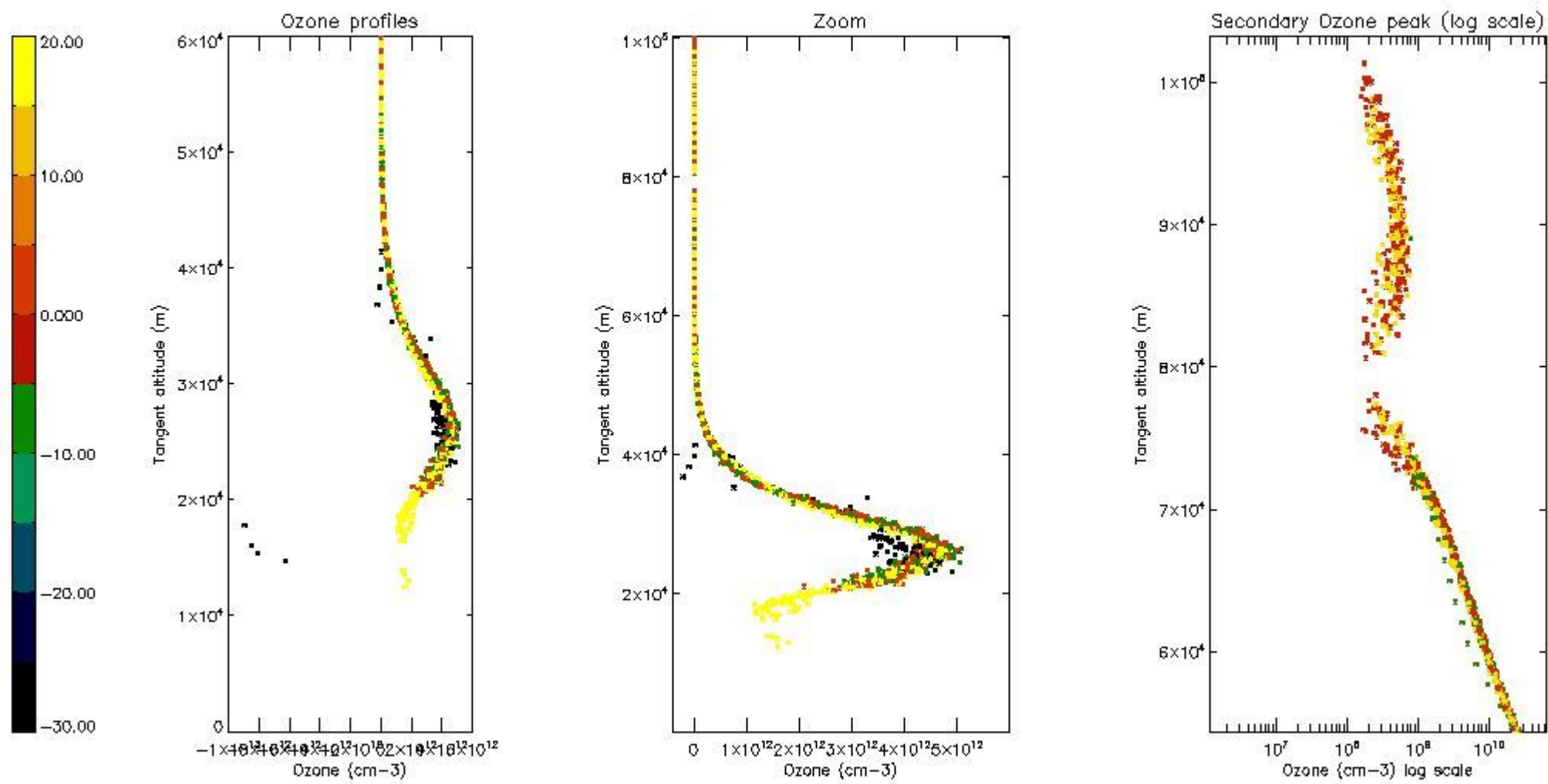
5.3 Plot ozone profiles where STD < 20% (dark without errors)

The colorbar represents the latitude.



*5.4 Plot ozone profiles where STD < 10% (dark without errors)*

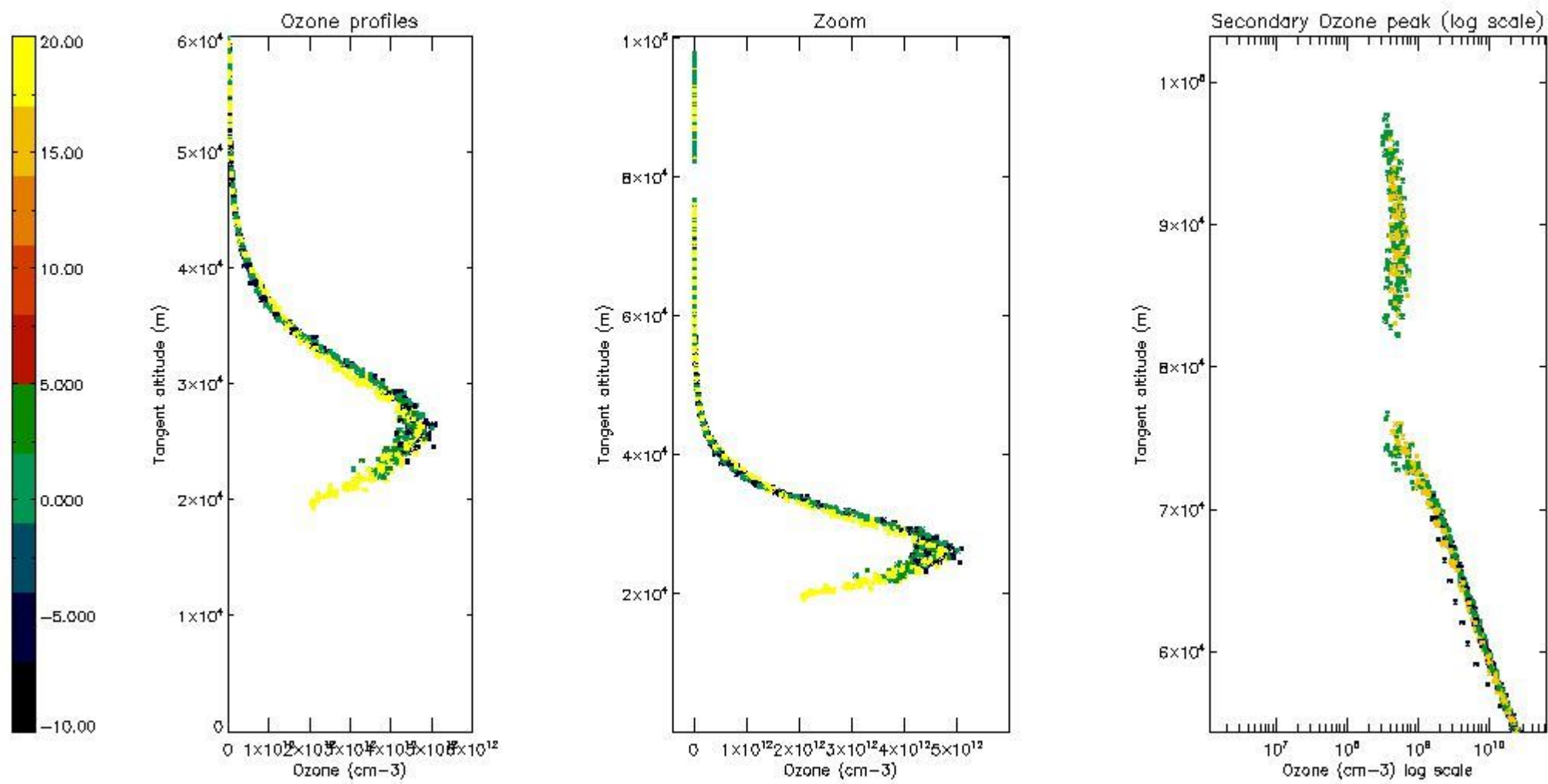
The colorbar represents the latitude.



*5.5 Plot ozone profiles where STD < 5% (dark without errors)*

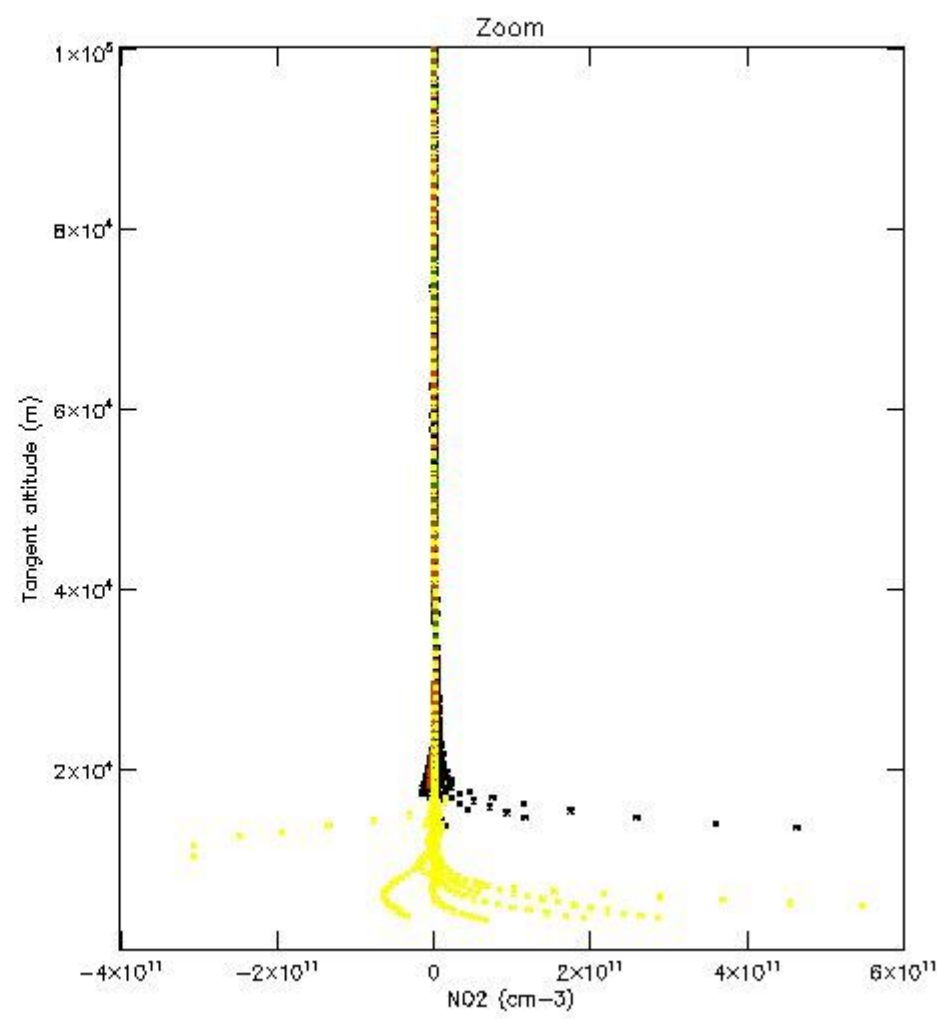
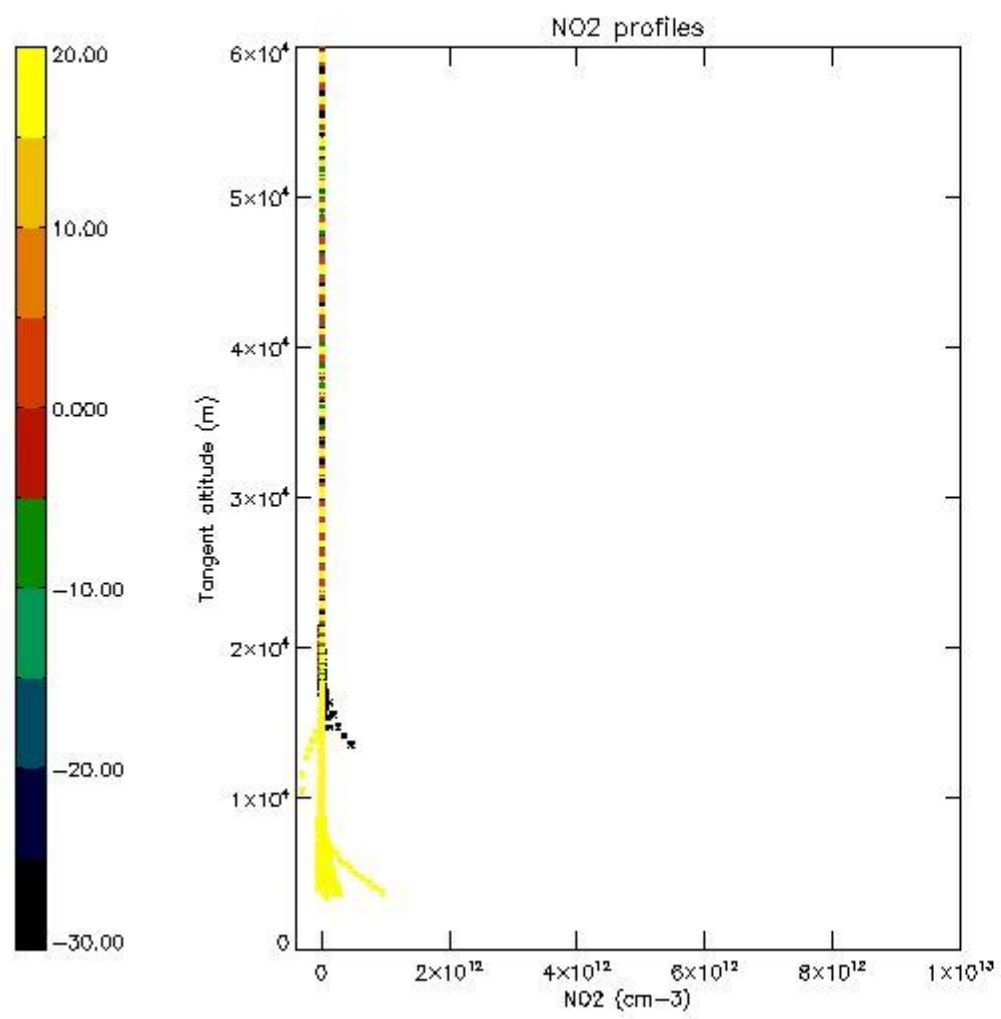
The colorbar represents the latitude.





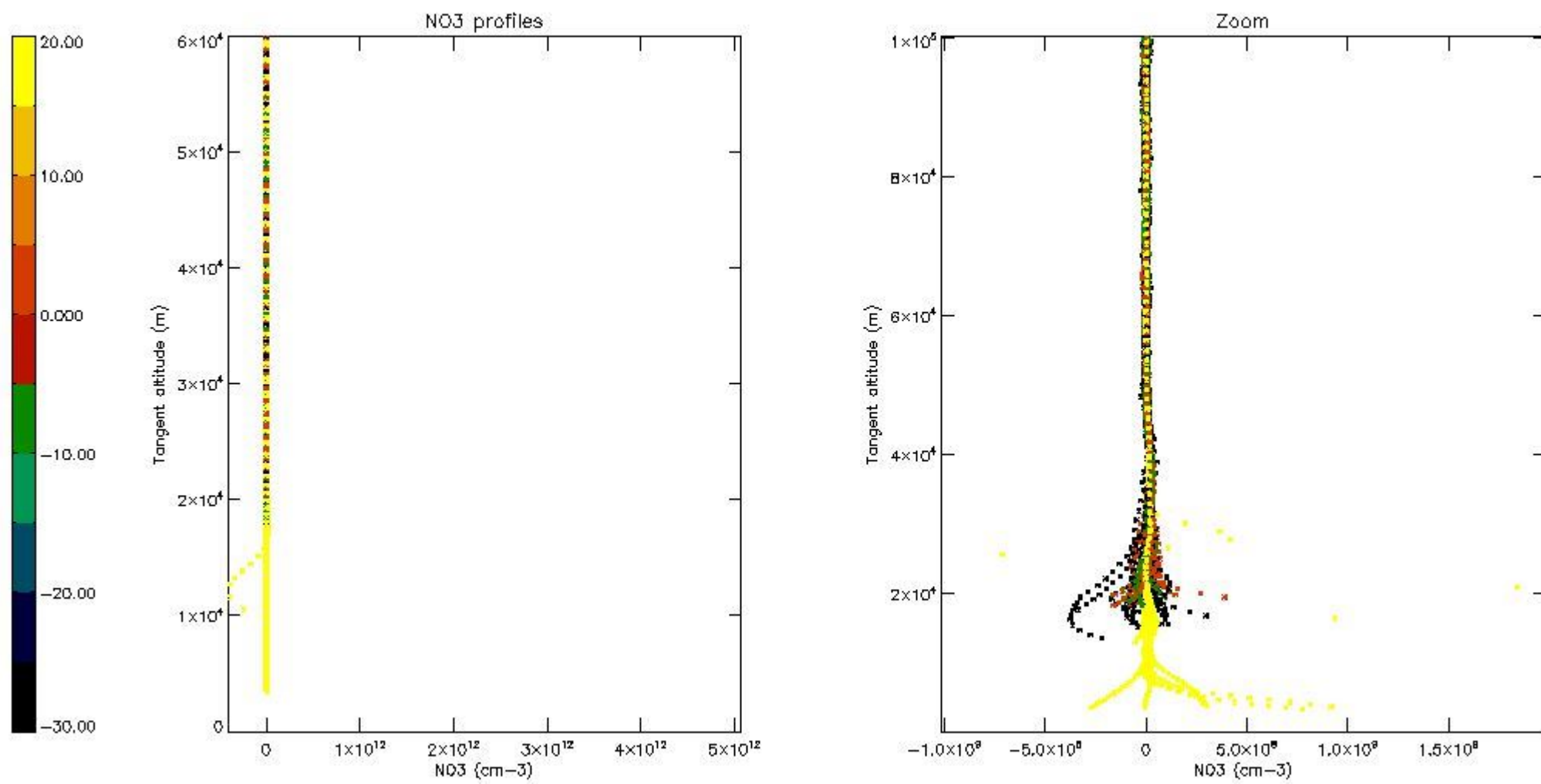
*5.6 Plot NO<sub>2</sub> profiles for all STD (dark without errors)*

The colorbar represents the latitude.



*5.7 Plot NO3 profiles for all STD (dark without errors)*

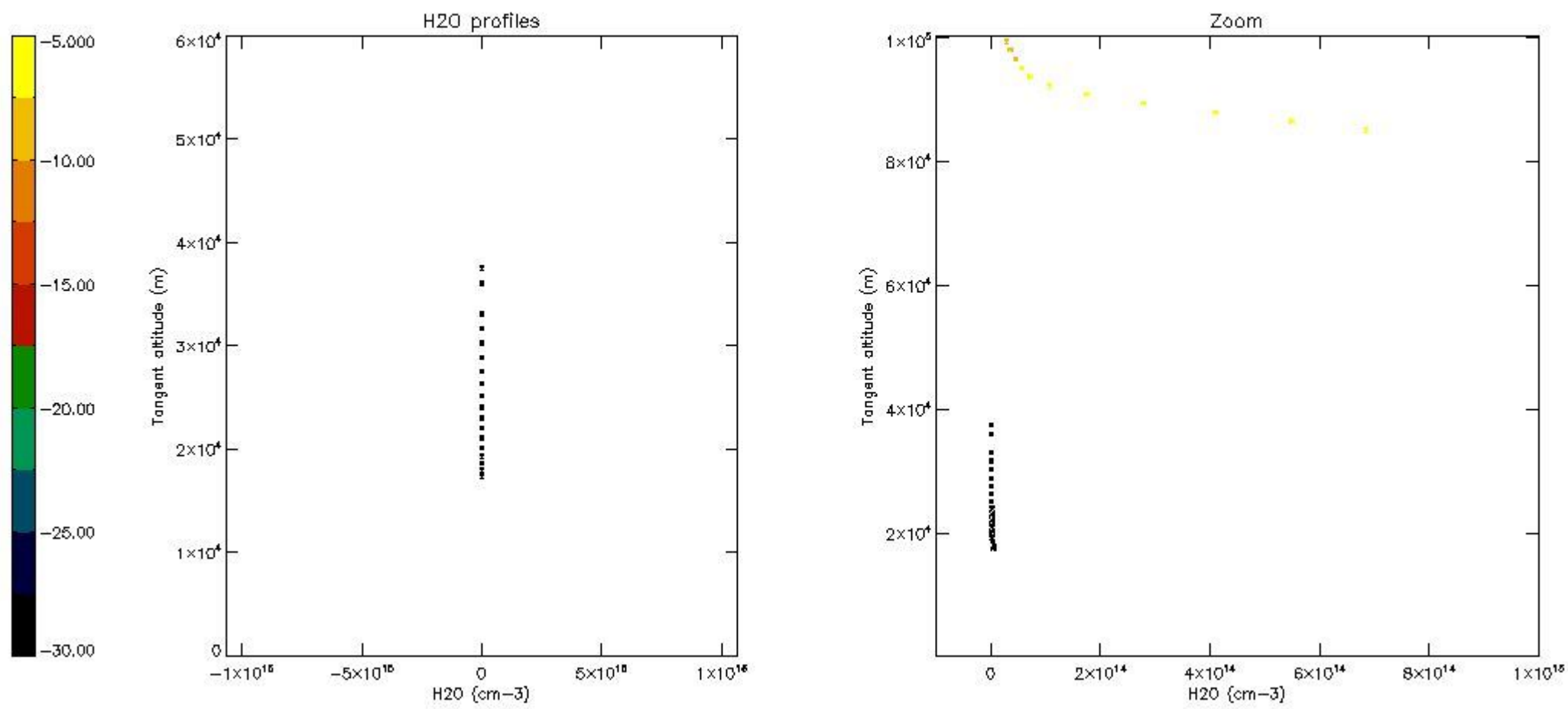
The colorbar represents the latitude.



5.8 Plot H2O profiles for all STD (only for occultations of stars 1,2,3,4,13,14,16,26,63 dark without errors)

The colorbar represents the latitude.





## 6. Auxiliary Data Files used for the production reported in section 2

The number reported in the third column indicates since which file (see list in section 2) the corresponding auxiliary file has been used. The fourth column is the date of those product files.

Type	Auxiliary Filename	Used since product	Used since product date
INST_PHYS_CHARACTERISTICS	GOM_INS_AXVIEC20091111_143220_20030716_120000_20500101_000000	1	09-NOV-2006 00:02:13
LEVEL-2_PROC_CONFIG	GOM_PR2_AXVIEC20091111_152718_20020301_000000_20500101_000000	1	09-NOV-2006 00:02:13
CROSS_SECTIONS_FILE	GOM_CRS_AXVIEC20091111_154832_20020301_000000_20500101_000000	1	09-NOV-2006 00:02:13

# GOMOS Level 2 Daily Report

## SUMMARY

### [1. General Info](#)

### [2. Summary of processed GOM\\_NL\\_2P products](#)

### [3. Level 2 Quality information per product](#)

#### [3.1 Plot of level 2 quality information per product \(time dependant\)](#)

#### [3.2 Plot of level 2 quality information per product \(world map\)](#)

### [4. Level 1 Quality information per product \(stored on level 2 products\)](#)

#### [4.1 Plot of level 1 quality information per product \(time dependant\)](#)

##### [4.1.1 Plot of level 1 quality information per product \(time dependant\): ASCENDING](#)

##### [4.1.2 Plot of level 1 quality information per product \(time dependant\): DESCENDING](#)

#### [4.2 Plot of level 1 quality information per product \(world map\)](#)

##### [4.2.1 Plot of level 1 quality information per product \(world map\): ASCENDING](#)

##### [4.2.2 Plot of level 1 quality information per product \(world map\): DESCENDING](#)

### [5. Ozone profiles based on quality statistics and other trace gas profiles](#)

#### [5.1 Ozone statistics based on quality of products](#)

#### [5.2 Plot ozone profiles for all STD \(dark without errors\)](#)

#### [5.3 Plot ozone profiles where STD < 20% \(dark without errors\)](#)

#### [5.4. Plot ozone profiles where STD < 10% \(dark without errors\)](#)

#### [5.5. Plot ozone profiles where STD < 5% \(dark without errors\)](#)

#### [5.6 Plot NO2 profiles for all STD \(dark without errors\)](#)

#### [5.7 Plot NO3 profiles for all STD \(dark without errors\)](#)

#### [5.8 Plot H2O profiles \(only for occultations of stars 1,2,3,4,13,14,16,26,63 dark without errors\) for all STD](#)

### [6. Auxiliary Data Files used for the production reported in section 2](#)

This report presents the daily analysis on parameters extracted from GOMOS level 2 data (GOM\_NL\_\_2P). It is intended to monitor some important parameters that will impact the quality of these products. A list of level 2 products (and content) that have arrived during the reporting day to the PCF is also given.

Item	Value
Time of report generation	24APR2013 05:41:31
Data source version	GOMOS/6.01
Start time of products	09-11-2006 (09NOV2006 00:00:00)
Stop time of products	10-11-2006 (10NOV2006 00:00:00)
Store outputs in DB	Yes
Nb of level 2 prods	233
Nb of prods with errors	0

## 2. Summary of processed GOM\_NL\_\_2P products.

Nr	Filename	UTC Start time	Limb	Duration	Star Id	Star Name	Star Mag	Star Temp	Nb Meas	Orbit	Prod. error
1	GOM_NL__2PRFIN20061109_000213_000000342052_00431_24533_3472.N1	09-NOV-2006 00:02:13	Bright	34.000	36	50Alp UMa	1.8000	6300.0	68	24533	No
2	GOM_NL__2PRFIN20061109_000351_000000352052_00431_24533_3473.N1	09-NOV-2006 00:03:51	Bright	35.000	82	48Bet UMa	2.3650	10600.	70	24533	No
3	GOM_NL__2PRFIN20061109_000743_000000332052_00431_24533_3474.N1	09-NOV-2006 00:07:43	Bright	33.000	174	52Psi UMa	3.0040	4400.0	66	24533	No
4	GOM_NL__2PRFIN20061109_001540_000000352052_00431_24533_3475.N1	09-NOV-2006 00:15:40	Bright	35.000	96	68Del Leo	2.5600	9300.0	70	24533	No
5	GOM_NL__2PRFIN20061109_003550_000000352052_00431_24533_3476.N1	09-NOV-2006 00:35:50	Dark	35.000	113	Mu Vel	2.6920	5000.0	70	24533	No
6	GOM_NL__2PRFIN20061109_004124_000000352052_00432_24534_3716.N1	09-NOV-2006 00:41:24	Dark	35.000	46	Del Vel	1.9540	10600.	70	24534	No
7	GOM_NL__2PRFIN20061109_004255_000000402052_00432_24534_3717.N1	09-NOV-2006 00:42:55	Dark	39.500	34	Gam2Vel	1.7930	23000.	79	24534	No
8	GOM_NL__2PRFIN20061109_004759_000000432052_00432_24534_3718.N1	09-NOV-2006 00:47:59	Dark	43.000	2	Alp Car	-0.73600	7000.0	86	24534	No
9	GOM_NL__2PRFIN20061109_005725_000000332052_00432_24534_3719.N1	09-NOV-2006 00:57:25	Straylight	33.000	157	The1Eri	2.9060	9300.0	66	24534	No
10	GOM_NL__2PRFIN20061109_011056_000000482052_00432_24534_3720.N1	09-NOV-2006 01:10:56	Twilight_stray	47.500	94	92Alp Cet	2.5260	3100.0	95	24534	No
11	GOM_NL__2PRFIN20061109_011533_000000312052_00432_24534_3721.N1	09-NOV-2006 01:15:33	Bright	30.500	105	6Bet Ari	2.6450	8900.0	61	24534	No
12	GOM_NL__2PRFIN20061109_011944_000000312052_00432_24534_3722.N1	09-NOV-2006 01:19:44	Bright	31.000	173	4Bet Tri	3.0040	8900.0	62	24534	No
13	GOM_NL__2PRFIN20061109_012147_000000332052_00432_24534_3723.N1	09-NOV-2006 01:21:47	Bright	32.500	73	57Gam1And	2.2600	13100.	65	24534	No
14	GOM_NL__2PRFIN20061109_012556_000000342052_00432_24534_3724.N1	09-NOV-2006 01:25:56	Bright	33.500	160	23Gam Per	2.9300	4700.0	67	24534	No
15	GOM_NL__2PRFIN20061109_013453_000000302052_00432_24534_3725.N1	09-NOV-2006 01:34:53	Bright	29.500	49	1Alp UMi	1.9900	6300.0	59	24534	No
16	GOM_NL__2PRFIN20061109_014249_000000352052_00432_24534_3726.N1	09-NOV-2006 01:42:49	Bright	34.500	36	50Alp UMa	1.8000	6300.0	69	24534	No
17	GOM_NL__2PRFIN20061109_014427_000000332052_00432_24534_3727.N1	09-NOV-2006 01:44:27	Bright	32.500	82	48Bet UMa	2.3650	10600.	65	24534	No
18	GOM_NL__2PRFIN20061109_014819_000000352052_00432_24534_3728.N1	09-NOV-2006 01:48:19	Bright	34.500	174	52Psi UMa	3.0040	4400.0	69	24534	No
19	GOM_NL__2PRFIN20061109_015616_000000362052_00432_24534_3729.N1	09-NOV-2006 01:56:16	Bright	36.000	96	68Del Leo	2.5600	9300.0	72	24534	No
20	GOM_NL__2PRFIN20061109_021626_000000352052_00432_24534_3730.N1	09-NOV-2006 02:16:26	Dark	35.000	113	Mu Vel	2.6920	5000.0	70	24534	No
21	GOM_NL__2PRFIN20061109_022201_000000352052_00433_24535_3461.N1	09-NOV-2006 02:22:01	Dark	34.500	46	Del Vel	1.9540	10600.	69	24535	No
22	GOM_NL__2PRFIN20061109_022331_000000392052_00433_24535_3462.N1	09-NOV-2006 02:23:31	Dark	39.000	34	Gam2Vel	1.7930	23000.	78	24535	No
23	GOM_NL__2PRFIN20061109_022836_000000552052_00433_24535_3463.N1	09-NOV-2006 02:28:36	Dark	55.000	2	Alp Car	-0.73600	7000.0	110	24535	No
24	GOM_NL__2PRFIN20061109_023802_000000342052_00433_24535_3464.N1	09-NOV-2006 02:38:02	Straylight	34.000	157	The1Eri	2.9060	9300.0	68	24535	No
25	GOM_NL__2PRFIN20061109_025132_000000482052_00433_24535_3465.N1	09-NOV-2006 02:51:32	Twilight_stray	47.500	94	92Alp Cet	2.5260	3100.0	95	24535	No
26	GOM_NL__2PRFIN20061109_025609_000000312052_00433_24535_3466.N1	09-NOV-2006 02:56:09	Bright	31.000	105	6Bet Ari	2.6450	8900.0	62	24535	No
27	GOM_NL__2PRFIN20061109_030019_000000302052_00433_24535_3467.N1	09-NOV-2006 03:00:19	Bright	30.000	173	4Bet Tri	3.0040	8900.0	60	24535	No
28	GOM_NL__2PRFIN20061109_030223_000000332052_00433_24535_3468.N1	09-NOV-2006 03:02:23	Bright	33.000	73	57Gam1And	2.2600	13100.	66	24535	No
29	GOM_NL__2PRFIN20061109_030631_000000332052_00433_24535_3469.N1	09-NOV-2006 03:06:31	Bright	33.000	160	23Gam Per	2.9300	4700.0	66	24535	No
30	GOM_NL__2PRFIN20061109_031529_000000282052_00433_24535_3470.N1	09-NOV-2006 03:15:29	Bright	28.000	49	1Alp UMi	1.9900	6300.0	56	24535	No
31	GOM_NL__2PRFIN20061109_032325_000000342052_00433_24535_3471.N1	09-NOV-2006 03:23:25	Bright	34.000	36	50Alp UMa	1.8000	6300.0	68	24535	No
32	GOM_NL__2PRFIN20061109_032503_000000342052_00433_24535_3472.N1	09-NOV-2006 03:25:03	Bright	33.500	82	48Bet UMa	2.3650	10600.	67	24535	No
33	GOM_NL__2PRFIN20061109_032855_000000352052_00433_24535_3473.N1	09-NOV-2006 03:28:55	Bright	35.000	174	52Psi UMa	3.0040	4400.0	70	24535	No
34	GOM_NL__2PRFIN20061109_033652_000000372052_00433_24535_3474.N1	09-NOV-2006 03:36:52	Bright	37.000	96	68Del Leo	2.5600	9300.0	74	24535	No
35	GOM_NL__2PRFIN20061109_035703_000000382052_00433_24535_3475.N1	09-NOV-2006 03:57:03	Dark	37.500	113	Mu Vel	2.6920	5000.0	75	24535	No
36	GOM_NL__2PRFIN20061109_040237_000000362052_00434_24536_3462.N1	09-NOV-2006 04:02:37	Dark	36.000	46	Del Vel	1.9540	10600.	72	24536	No
37	GOM_NL__2PRFIN20061109_040408_000000402052_00434_24536_3463.N1	09-NOV-2006 04:04:08	Dark	39.500	34	Gam2Vel	1.7930	23000.	79	24536	No
38	GOM_NL__2PRFIN20061109_040912_000000462052_00434_24536_3464.N1	09-NOV-2006 04:09:12	Dark	45.500	2	Alp Car	-0.73600	7000.0	91	24536	No
39	GOM_NL__2PRFIN20061109_041838_000000332052_00434_24536_3465.N1	09-NOV-2006 04:18:38	Straylight	32.500	157	The1Eri	2.9060	9300.0	65	24536	No
40	GOM_NL__2PRFIN20061109_043208_000000462052_00434_24536_3466.N1	09-NOV-2006 04:32:08	Twilight_stray	45.500	94	92Alp Cet	2.5260	3100.0	91	24536	No
41	GOM_NL__2PRFIN20061109_043645_000000312052_00434_24536_3467.N1	09-NOV-2006 04:36:45	Bright	30.500	105	6Bet Ari	2.6450	8900.0	61	24536	No
42	GOM_NL__2PRFIN20061109_044055_000000312052_00434_24536_3468.N1	09-NOV-2006 04:40:55	Bright	30.500	173	4Bet Tri	3.0040	8900.0	61	24536	No



43	GOM_NL__2PRFIN20061109_044259_000000332052_00434_24536_3469.N1	09-NOV-2006 04:42:59	Bright	32.500	73	57Gam1And	2.2600	13100.	65	24536	No
44	GOM_NL__2PRFIN20061109_044707_000000332052_00434_24536_3470.N1	09-NOV-2006 04:47:07	Bright	33.000	160	23Gam Per	2.9300	4700.0	66	24536	No
45	GOM_NL__2PRFIN20061109_045605_000000272052_00434_24536_3471.N1	09-NOV-2006 04:56:05	Bright	27.000	49	1Alp UMi	1.9900	6300.0	54	24536	No
46	GOM_NL__2PRFIN20061109_050401_000000352052_00434_24536_3472.N1	09-NOV-2006 05:04:01	Bright	34.500	36	50Alp UMa	1.8000	6300.0	69	24536	No
47	GOM_NL__2PRFIN20061109_050539_000000342052_00434_24536_3473.N1	09-NOV-2006 05:05:39	Bright	34.000	82	48Bet UMa	2.3650	10600.	68	24536	No
48	GOM_NL__2PRFIN20061109_050931_000000342052_00434_24536_3474.N1	09-NOV-2006 05:09:31	Bright	34.000	174	52Psi UMa	3.0040	4400.0	68	24536	No
49	GOM_NL__2PRFIN20061109_051728_000000372052_00434_24536_3475.N1	09-NOV-2006 05:17:28	Bright	37.000	96	68Del Leo	2.5600	9300.0	74	24536	No
50	GOM_NL__2PRFIN20061109_053740_000000372052_00434_24536_3476.N1	09-NOV-2006 05:37:40	Dark	36.500	113	Mu Vel	2.6920	5000.0	73	24536	No
51	GOM_NL__2PRFIN20061109_054314_000000362052_00435_24537_3462.N1	09-NOV-2006 05:43:14	Dark	35.500	46	Del Vel	1.9540	10600.	71	24537	No
52	GOM_NL__2PRFIN20061109_054445_000000402052_00435_24537_3463.N1	09-NOV-2006 05:44:45	Dark	40.000	34	Gam2Vel	1.7930	23000.	80	24537	No
53	GOM_NL__2PRFIN20061109_054949_000000432052_00435_24537_3464.N1	09-NOV-2006 05:49:49	Dark	42.500	2	Alp Car	-0.73600	7000.0	85	24537	No
54	GOM_NL__2PRFIN20061109_055914_000000302052_00435_24537_3465.N1	09-NOV-2006 05:59:14	Straylight	30.000	157	The1Eri	2.9060	9300.0	60	24537	No
55	GOM_NL__2PRFIN20061109_061244_000000462052_00435_24537_3466.N1	09-NOV-2006 06:12:44	Tw_i_and_stray	46.000	94	92Alp Cet	2.5260	3100.0	92	24537	No
56	GOM_NL__2PRFIN20061109_061721_000000322052_00435_24537_3467.N1	09-NOV-2006 06:17:21	Bright	32.000	105	6Bet Ari	2.6450	8900.0	64	24537	No
57	GOM_NL__2PRFIN20061109_062131_000000302052_00435_24537_3468.N1	09-NOV-2006 06:21:31	Bright	30.000	173	4Bet Tri	3.0040	8900.0	60	24537	No
58	GOM_NL__2PRFIN20061109_062335_000000312052_00435_24537_3469.N1	09-NOV-2006 06:23:35	Bright	31.000	73	57Gam1And	2.2600	13100.	62	24537	No
59	GOM_NL__2PRFIN20061109_062743_000000332052_00435_24537_3470.N1	09-NOV-2006 06:27:43	Bright	32.500	160	23Gam Per	2.9300	4700.0	65	24537	No
60	GOM_NL__2PRFIN20061109_063641_000000302052_00435_24537_3471.N1	09-NOV-2006 06:36:41	Bright	29.500	49	1Alp UMi	1.9900	6300.0	59	24537	No
61	GOM_NL__2PRFIN20061109_064437_000000352052_00435_24537_3472.N1	09-NOV-2006 06:44:37	Bright	35.000	36	50Alp UMa	1.8000	6300.0	70	24537	No
62	GOM_NL__2PRFIN20061109_064615_000000362052_00435_24537_3473.N1	09-NOV-2006 06:46:15	Bright	35.500	82	48Bet UMa	2.3650	10600.	71	24537	No
63	GOM_NL__2PRFIN20061109_065007_000000362052_00435_24537_3474.N1	09-NOV-2006 06:50:07	Bright	35.500	174	52Psi UMa	3.0040	4400.0	71	24537	No
64	GOM_NL__2PRFIN20061109_065805_000000362052_00435_24537_3475.N1	09-NOV-2006 06:58:05	Bright	36.000	96	68Del Leo	2.5600	9300.0	72	24537	No
65	GOM_NL__2PRFIN20061109_071816_000000352052_00435_24537_3476.N1	09-NOV-2006 07:18:16	Dark	35.000	113	Mu Vel	2.6920	5000.0	70	24537	No
66	GOM_NL__2PRFIN20061109_072351_000000362052_00436_24538_3462.N1	09-NOV-2006 07:23:51	Dark	35.500	46	Del Vel	1.9540	10600.	71	24538	No
67	GOM_NL__2PRFIN20061109_072522_000000422052_00436_24538_3463.N1	09-NOV-2006 07:25:22	Dark	41.500	34	Gam2Vel	1.7930	23000.	83	24538	No
68	GOM_NL__2PRFIN20061109_073026_000000442052_00436_24538_3464.N1	09-NOV-2006 07:30:26	Dark	44.000	2	Alp Car	-0.73600	7000.0	88	24538	No
69	GOM_NL__2PRFIN20061109_073951_000000332052_00436_24538_3465.N1	09-NOV-2006 07:39:51	Straylight	33.000	157	The1Eri	2.9060	9300.0	66	24538	No
70	GOM_NL__2PRFIN20061109_075320_000000462052_00436_24538_3466.N1	09-NOV-2006 07:53:20	Tw_i_and_stray	45.500	94	92Alp Cet	2.5260	3100.0	91	24538	No
71	GOM_NL__2PRFIN20061109_075757_000000322052_00436_24538_3467.N1	09-NOV-2006 07:57:57	Bright	31.500	105	6Bet Ari	2.6450	8900.0	63	24538	No
72	GOM_NL__2PRFIN20061109_080207_000000312052_00436_24538_3468.N1	09-NOV-2006 08:02:07	Bright	30.500	173	4Bet Tri	3.0040	8900.0	61	24538	No
73	GOM_NL__2PRFIN20061109_080411_000000332052_00436_24538_3469.N1	09-NOV-2006 08:04:11	Bright	32.500	73	57Gam1And	2.2600	13100.	65	24538	No
74	GOM_NL__2PRFIN20061109_080818_000000332052_00436_24538_3470.N1	09-NOV-2006 08:08:18	Bright	32.500	160	23Gam Per	2.9300	4700.0	65	24538	No
75	GOM_NL__2PRFIN20061109_081717_000000282052_00436_24538_3471.N1	09-NOV-2006 08:17:17	Bright	28.000	49	1Alp UMi	1.9900	6300.0	56	24538	No
76	GOM_NL__2PRFIN20061109_082513_000000312052_00436_24538_3472.N1	09-NOV-2006 08:25:13	Bright	31.000	36	50Alp UMa	1.8000	6300.0	62	24538	No
77	GOM_NL__2PRFIN20061109_082650_000000322052_00436_24538_3473.N1	09-NOV-2006 08:26:50	Bright	32.000	82	48Bet UMa	2.3650	10600.	64	24538	No
78	GOM_NL__2PRFIN20061109_083043_000000342052_00436_24538_3474.N1	09-NOV-2006 08:30:43	Bright	33.500	174	52Psi UMa	3.0040	4400.0	67	24538	No
79	GOM_NL__2PRFIN20061109_083841_000000432052_00436_24538_3475.N1	09-NOV-2006 08:38:41	Bright	42.500	96	68Del Leo	2.5600	9300.0	85	24538	No
80	GOM_NL__2PRFIN20061109_085852_000000372052_00436_24538_3476.N1	09-NOV-2006 08:58:52	Dark	37.000	113	Mu Vel	2.6920	5000.0	74	24538	No
81	GOM_NL__2PRFIN20061109_090427_000000362052_00437_24539_3522.N1	09-NOV-2006 09:04:27	Dark	36.000	46	Del Vel	1.9540	10600.	72	24539	No
82	GOM_NL__2PRFIN20061109_090559_000000412052_00437_24539_3523.N1	09-NOV-2006 09:05:59	Dark	40.500	34	Gam2Vel	1.7930	23000.	81	24539	No
83	GOM_NL__2PRFIN20061109_091102_000000512052_00437_24539_3524.N1	09-NOV-2006 09:11:02	Dark	50.500	2	Alp Car	-0.73600	7000.0	101	24539	No
84	GOM_NL__2PRFIN20061109_092027_000000332052_00437_24539_3525.N1	09-NOV-2006 09:20:27	Straylight	33.000	157	The1Eri	2.9060	9300.0	66	24539	No
85	GOM_NL__2PRFIN20061109_093355_000000432052_00437_24539_3526.N1	09-NOV-2006 09:33:55	Tw_i_and_stray	42.500	94	92Alp Cet	2.5260	3100.0	85	24539	No
86	GOM_NL__2PRFIN20061109_093832_000000322052_00437_24539_3527.N1	09-NOV-2006 09:38:32	Bright	31.500	105	6Bet Ari	2.6450	8900.0	63	24539	No
87	GOM_NL__2PRFIN20061109_094243_000000302052_00437_24539_3528.N1	09-NOV-2006 09:42:43	Bright	30.000	173	4Bet Tri	3.0040	8900.0	60	24539	No
88	GOM_NL__2PRFIN20061109_094446_000000322052_00437_24539_3529.N1	09-NOV-2006 09:44:46	Bright	31.500	73	57Gam1And	2.2600	13100.	63	24539	No
89	GOM_NL__2PRFIN20061109_094854_000000332052_00437_24539_3530.N1	09-NOV-2006 09:48:54	Bright	33.000	160	23Gam Per	2.9300	4700.0	66	24539	No
90	GOM_NL__2PRFIN20061109_095753_000000292052_00437_24539_3531.N1	09-NOV-2006 09:57:53	Bright	28.500	49	1Alp UMi	1.9900	6300.0	57	24539	No
91	GOM_NL__2PRFIN20061109_100548_000000352052_00437_24539_3532.N1	09-NOV-2006 10:05:48	Bright	35.000	36	50Alp UMa	1.8000	6300.0	70	24539	No
92	GOM_NL__2PRFIN20061109_100726_000000332052_00437_24539_3533.N1	09-NOV-2006 10:07:26	Bright	32.500	82	48Bet UMa	2.3650	10600.	65	24539	No
93	GOM_NL__2PRFIN20061109_101119_000000362052_00437_24539_3534.N1	09-NOV-2006 10:11:19	Bright	36.000	174	52Psi UMa	3.0040	4400.0	72	24539	No
94	GOM_NL__2PRFIN20061109_101248_000000292052_00437_24539_3535.N1	09-NOV-2006 10:12:48	Bright	28.500	152	12Alp2CVn	2.8900	11000.	57	24539	No
95	GOM_NL__2PRFIN20061109_101917_000000362052_00437_24539_3536.N1	09-NOV-2006 10:19:17	Bright	36.000	96	68Del Leo	2.5600	9300.0	72	24539	No
96	GOM_NL__2PRFIN20061109_103929_000000352052_00437_24539_3537.N1	09-NOV-2006 10:39:29	Dark	34.500	113	Mu Vel	2.6920	5000.0	69	24539	No
97	GOM_NL__2PRFIN20061109_104504_000000362052_00438_24540_3522.N1	09-NOV-2006 10:45:04	Dark	35.500	46	Del Vel	1.9540	10600.	71	24540	No
98	GOM_NL__2PRFIN20061109_104636_000000412052_00438_24540_3523.N1	09-NOV-2006 10:46:36	Dark	41.000	34	Gam2Vel	1.7930	23000.	82	24540	No
99	GOM_NL__2PRFIN20061109_105139_000000432052_00438_24540_3524.N1	09-NOV-2006 10:51:39	Dark	43.000	2	Alp Car	-0.73600	7000.0	86	24540	No
100	GOM_NL__2PRFIN20061109_110103_000000332052_00438_24540_3525.N1	09-NOV-2006 11:01:03	Straylight	32.500	157	The1Eri	2.9060	9300.0	65	24540	No
101	GOM_NL__2PRFIN20061109_111431_000000472052_00438_24540_3526.N1	09-NOV-2006 11:14:31	Tw_i_and_stray	46.500	94	92Alp Cet	2.5260	3100.0	93	24540	No





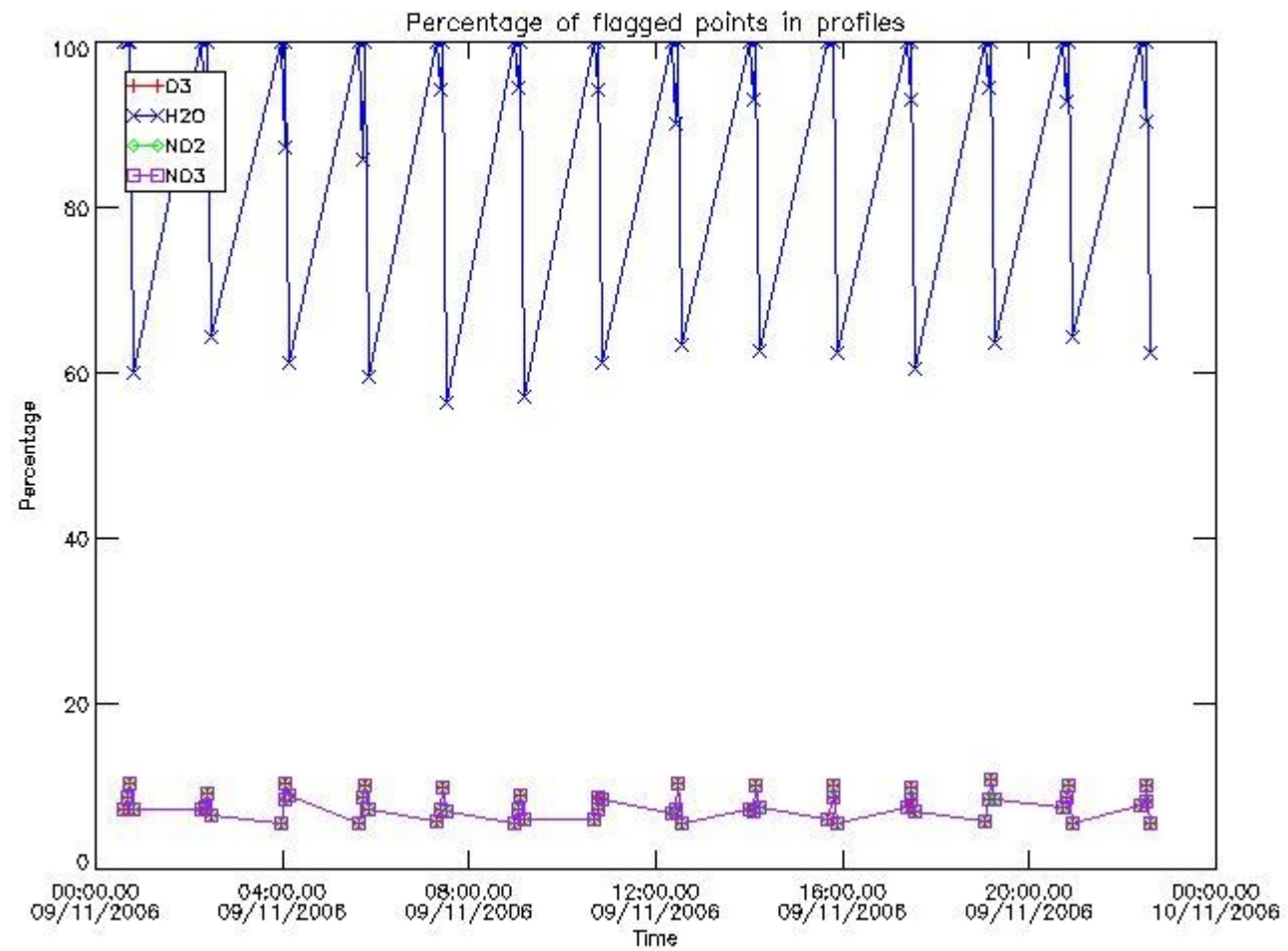


220	GOM_NL__2PRFIN20061109_223555_000000552052_00445_24547_3526.N1	09-NOV-2006 22:35:55	Dark	55.000	2	Alp Car	-0.73600	7000.0	110	24547	No
221	GOM_NL__2PRFIN20061109_224516_000000322052_00445_24547_3527.N1	09-NOV-2006 22:45:16	Straylight	32.000	157	The1Eri	2.9060	9300.0	64	24547	No
222	GOM_NL__2PRFIN20061109_225842_000000432052_00445_24547_3528.N1	09-NOV-2006 22:58:42	Twilight_stray	43.000	94	92Alp Cet	2.5260	3100.0	86	24547	No
223	GOM_NL__2PRFIN20061109_230320_000000312052_00445_24547_3529.N1	09-NOV-2006 23:03:20	Bright	31.000	105	6Bet Ari	2.6450	8900.0	62	24547	No
224	GOM_NL__2PRFIN20061109_230729_000000302052_00445_24547_3530.N1	09-NOV-2006 23:07:29	Bright	30.000	173	4Bet Tri	3.0040	8900.0	60	24547	No
225	GOM_NL__2PRFIN20061109_230932_000000322052_00445_24547_3531.N1	09-NOV-2006 23:09:32	Bright	32.000	73	57Gam1And	2.2600	13100.	64	24547	No
226	GOM_NL__2PRFIN20061109_231309_000000332052_00445_24547_3532.N1	09-NOV-2006 23:13:09	Bright	33.000	35	33Alp Per	1.7950	6250.0	66	24547	No
227	GOM_NL__2PRFIN20061109_231427_000000302052_00445_24547_3533.N1	09-NOV-2006 23:14:27	Bright	30.000	110	37Del Cas	2.6780	8900.0	60	24547	No
228	GOM_NL__2PRFIN20061109_232240_000000302052_00445_24547_3534.N1	09-NOV-2006 23:22:40	Bright	29.500	49	1Alp UMi	1.9900	6300.0	59	24547	No
229	GOM_NL__2PRFIN20061109_233034_000000332052_00445_24547_3535.N1	09-NOV-2006 23:30:34	Bright	33.000	36	50Alp UMa	1.8000	6300.0	66	24547	No
230	GOM_NL__2PRFIN20061109_233212_000000322052_00445_24547_3536.N1	09-NOV-2006 23:32:12	Bright	32.000	82	48Bet UMa	2.3650	10600.	64	24547	No
231	GOM_NL__2PRFIN20061109_233605_000000372052_00445_24547_3537.N1	09-NOV-2006 23:36:05	Bright	36.500	174	52Psi UMa	3.0040	4400.0	73	24547	No
232	GOM_NL__2PRFIN20061109_233736_000000292052_00445_24547_3538.N1	09-NOV-2006 23:37:36	Bright	29.000	152	12Alp2CVn	2.8900	11000.	58	24547	No
233	GOM_NL__2PRFIN20061109_234518_000000322052_00445_24547_3539.N1	09-NOV-2006 23:45:18	Bright	32.000	62	94Bet Leo	2.1360	9700.0	64	24547	No

### 3. Quality information per product

In this section it is plotted some information contained in the Quality Summary data set of the level 2 products. Only products in dark limb conditions and without errors (error flag in the MPH set to "0") are used.

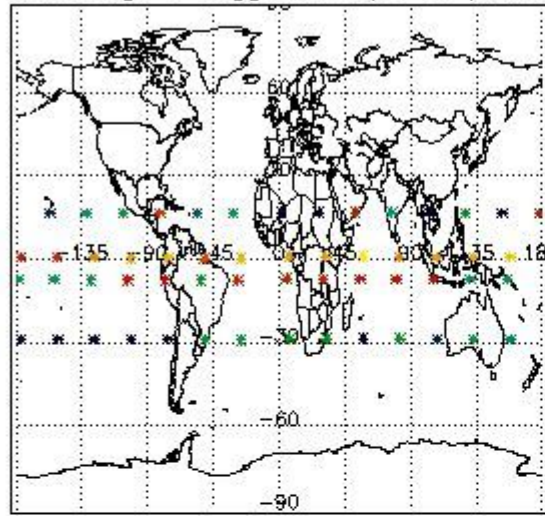
#### 3.1 Plot quality information per product (time dependant)



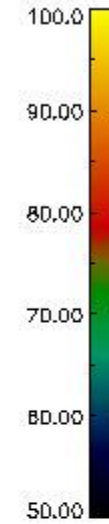
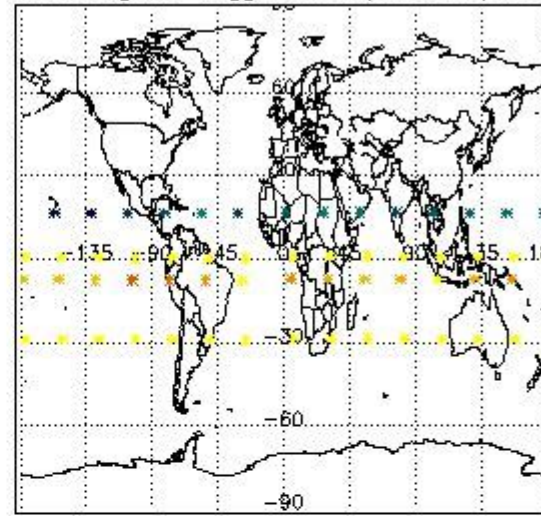
#### 3.2 Plot quality information per product (world map)



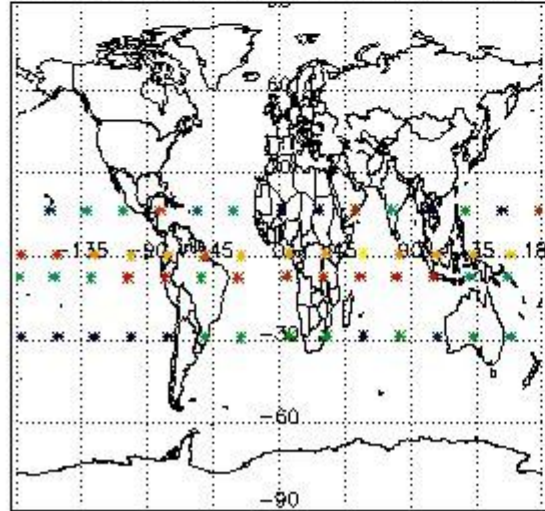
Percentage of flagged data per O3 profile



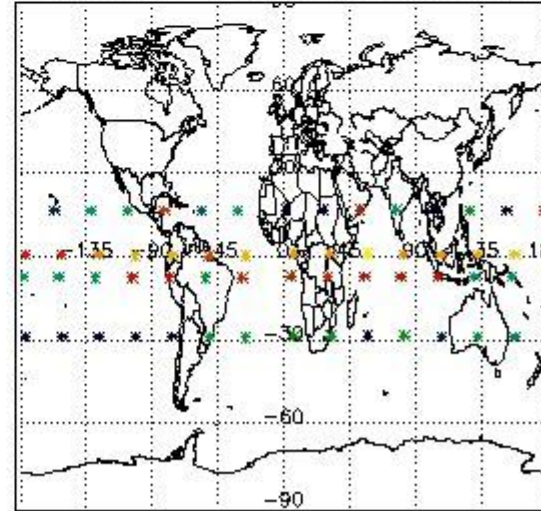
Percentage of flagged data per H2O profile



Percentage of flagged data per NO2 profile



Percentage of flagged data per NO3 profile

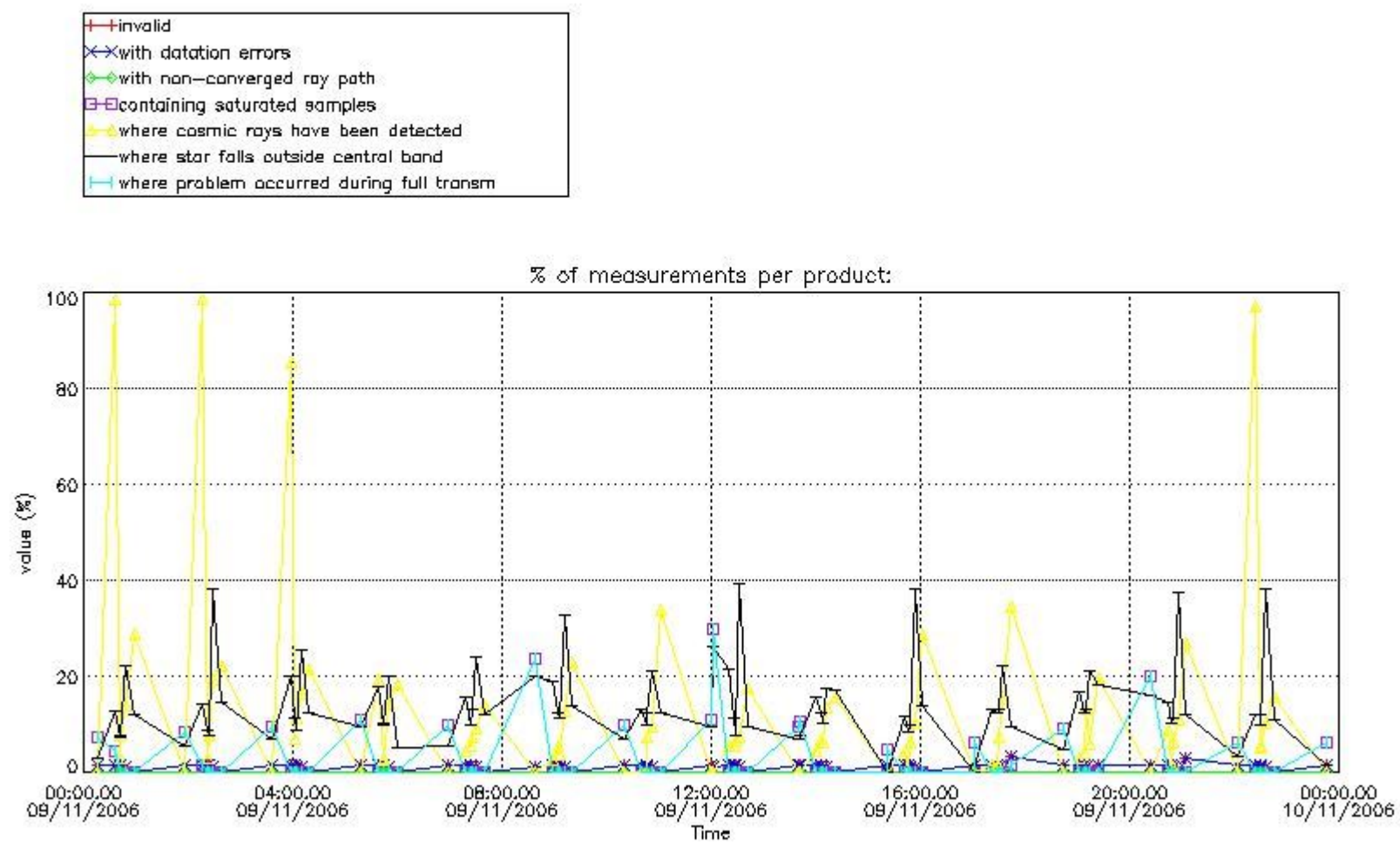


#### 4. Level 1 quality information per product

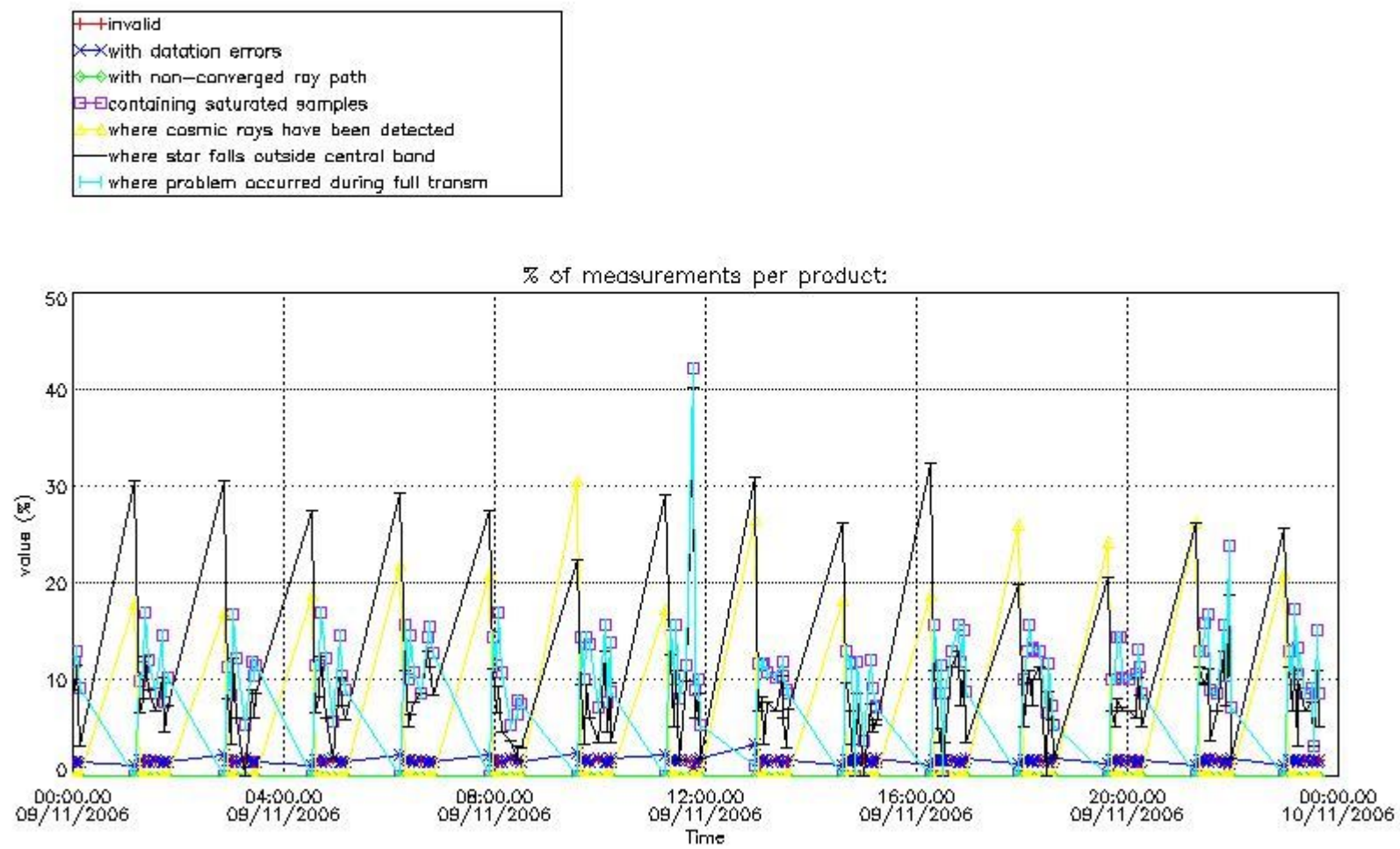
In this section it is plotted some information contained in the Quality Summary data set of the level 2 products that comes from the level 1b processing. Products without errors (error flag in the MPH set to "0") are used.

##### 4.1 Plot quality information per product (time dependant) coming from level 1b processing

###### 4.1.1 Plot level 1 quality information per product (time dependant): ENVISAT ASCENDING passes



4.1.2 Plot level 1 quality information per product (time dependant): ENVI SAT DESCENDING passes

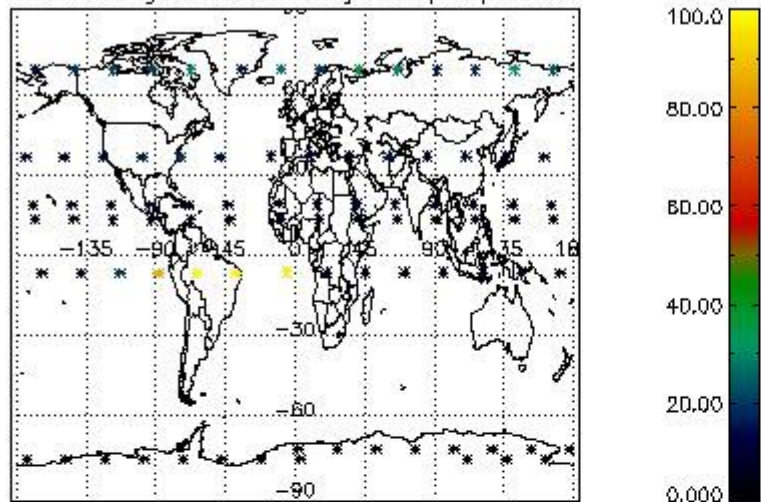


#### 4.2 Plot quality information per product coming from level 1b processing (world map)

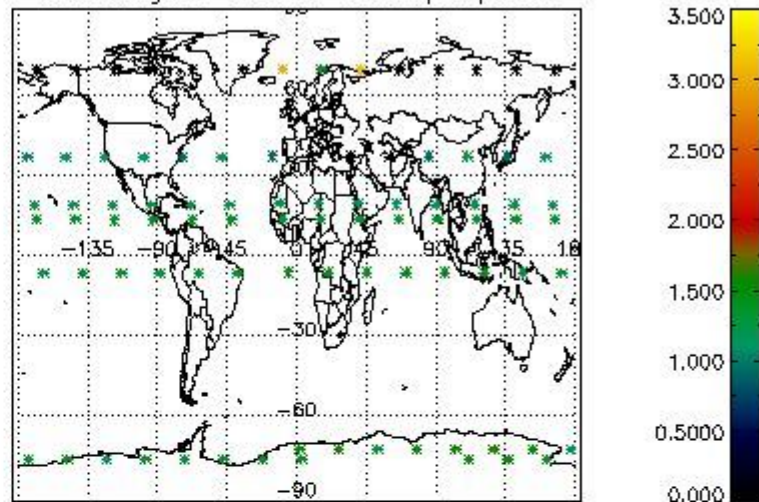
##### 4.2.1 Plot level 1 quality information per product (world map): ENVISAT ASCENDING passes



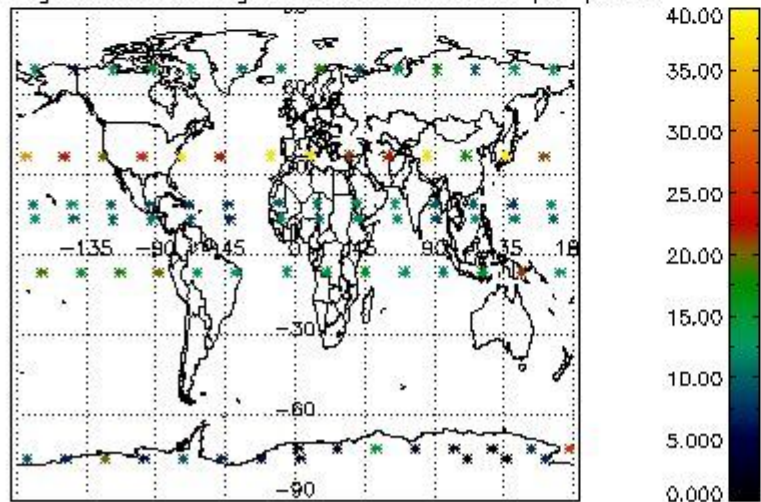
Percentage of cosmic ray hits per profile



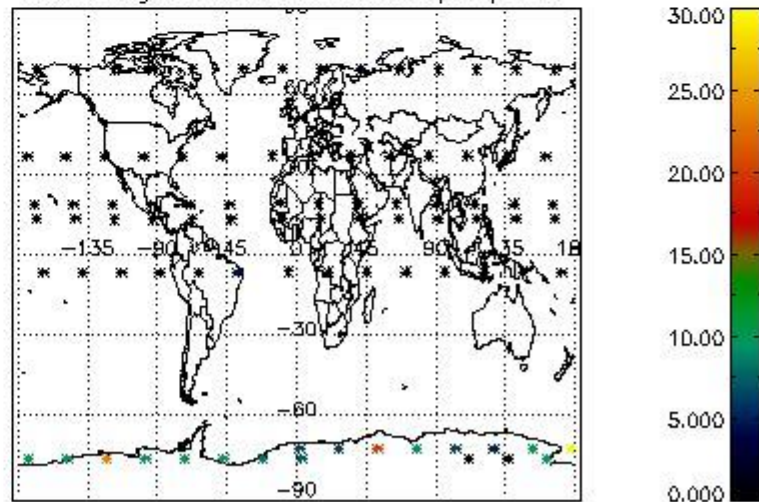
Percentage of datation errors per profile



Percentage of star falling outside central band per profile



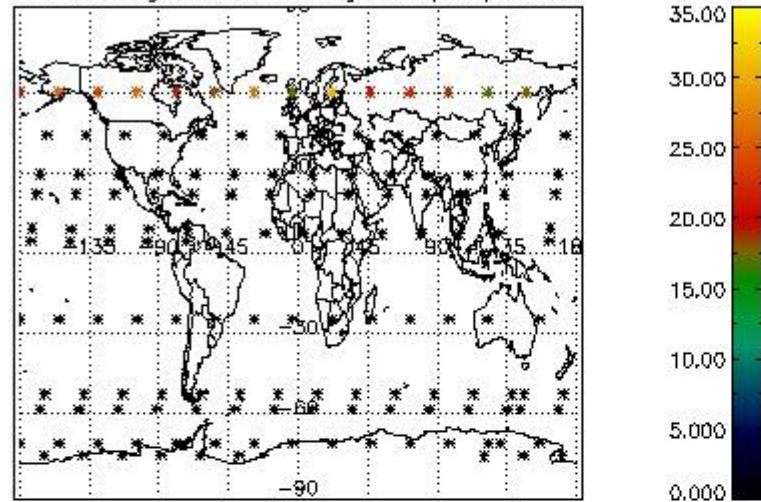
Percentage of saturation errors per profile



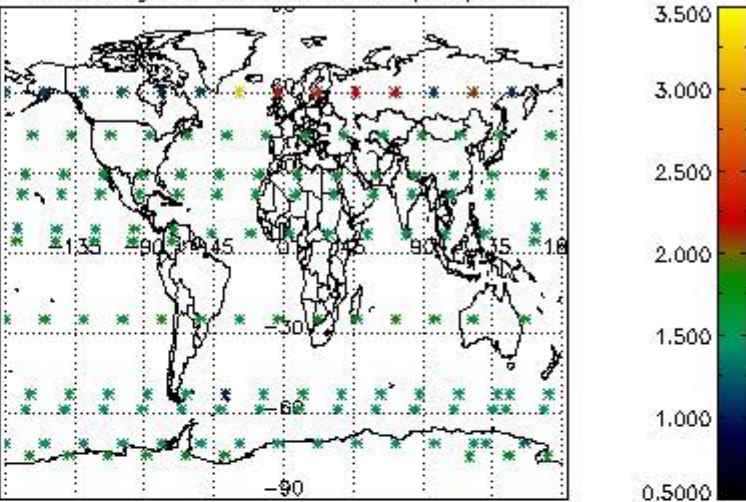
4.2.2 Plot level 1 quality information per product (world map): ENVISAT DESCENDING passes



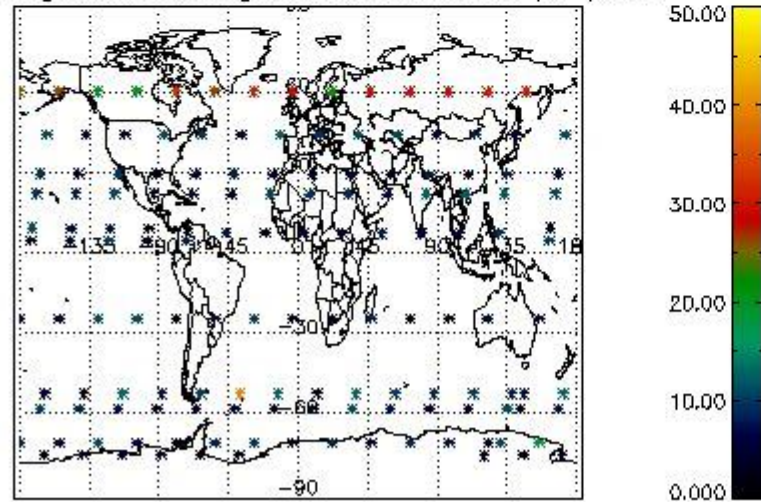
Percentage of cosmic ray hits per profile



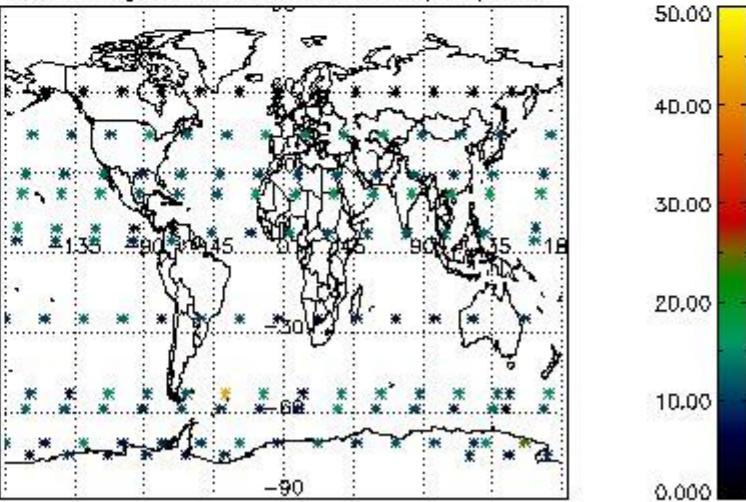
Percentage of datation errors per profile



Percentage of star falling outside central band per profile



Percentage of saturation errors per profile



## 5. Trace gas profiles

### 5.1 Ozone statistics based on quality of products

The final quality of the products can be "measured" using the STD (Standard Deviation) attached to every point profile. This information is written to the parameter GOM\_NL\_\_2P/NL\_LOCAL\_SPECIES\_DENSITY/o3\_std of the level 2 products. The table below shows the statistics for given STD ranges.

The statistics are given with respect to the overall valid production:

- Products without fatal errors: GOM\_NL\_\_2P/MPH/PRODUCT\_ERR=0
- Valid point profile: GOM\_NL\_\_2P/NL\_LOCAL\_SPECIES\_DENSITY/pcd(0)=0

The 'Criteria' is applied to valid points of dark limb products:

- Products in dark limb illumination condition: GOM\_NL\_\_2P/NL\_SUMMARY\_QUALITY/obs\_ill\_cond=0
- Products without fatal errors: GOM\_NL\_\_2P/MPH/PRODUCT\_ERR=0
- Valid point profile: GOM\_NL\_\_2P/NL\_LOCAL\_SPECIES\_DENSITY/pcd(0)=0

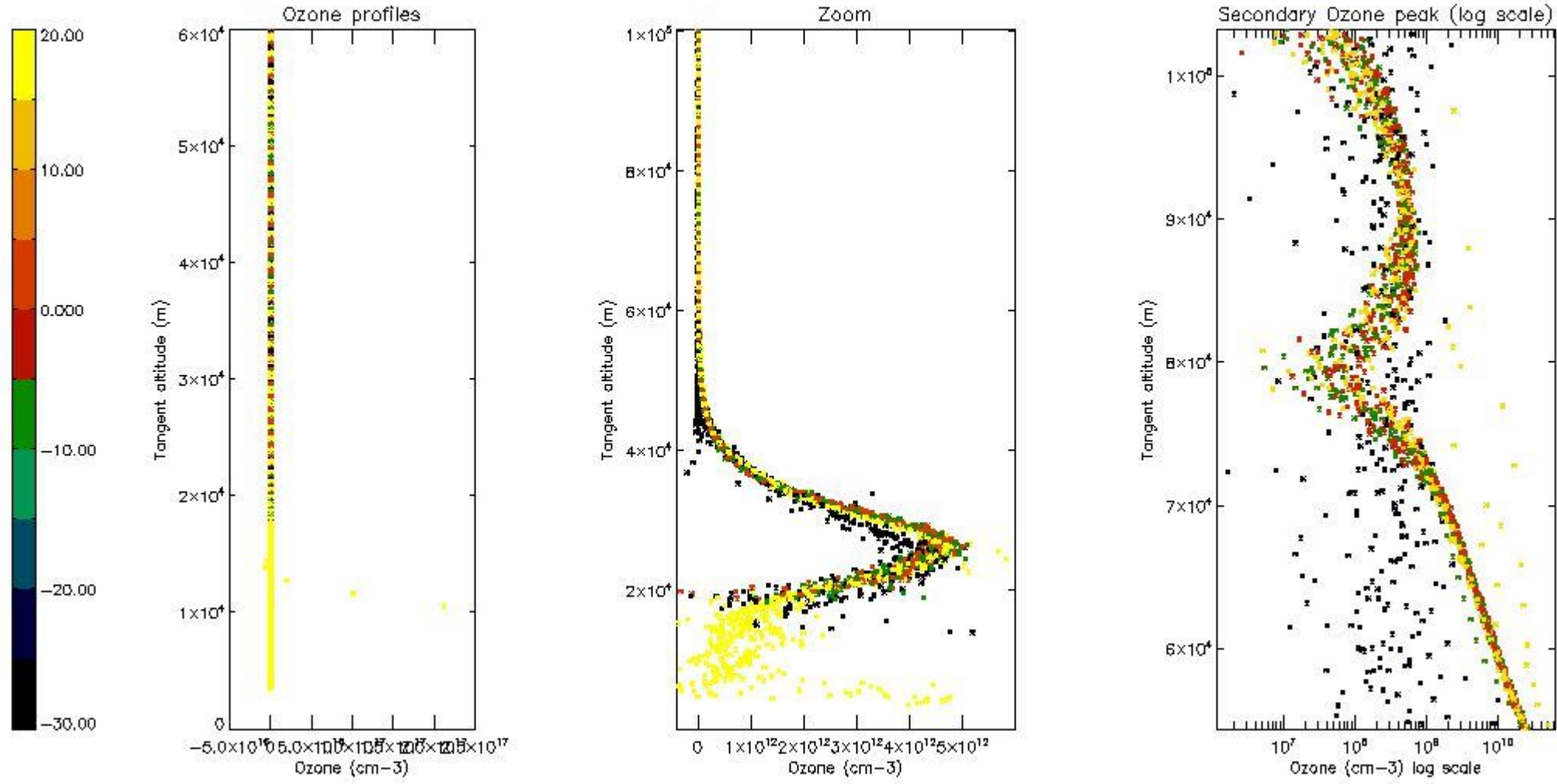
So, the table below shows the percentage of dark limb and valid observations for each criteria with respect to the overall valid daily observations.

Criteria	% of total production
All STD	27
STD < 20	18

STD < 10	15
STD < 5	12

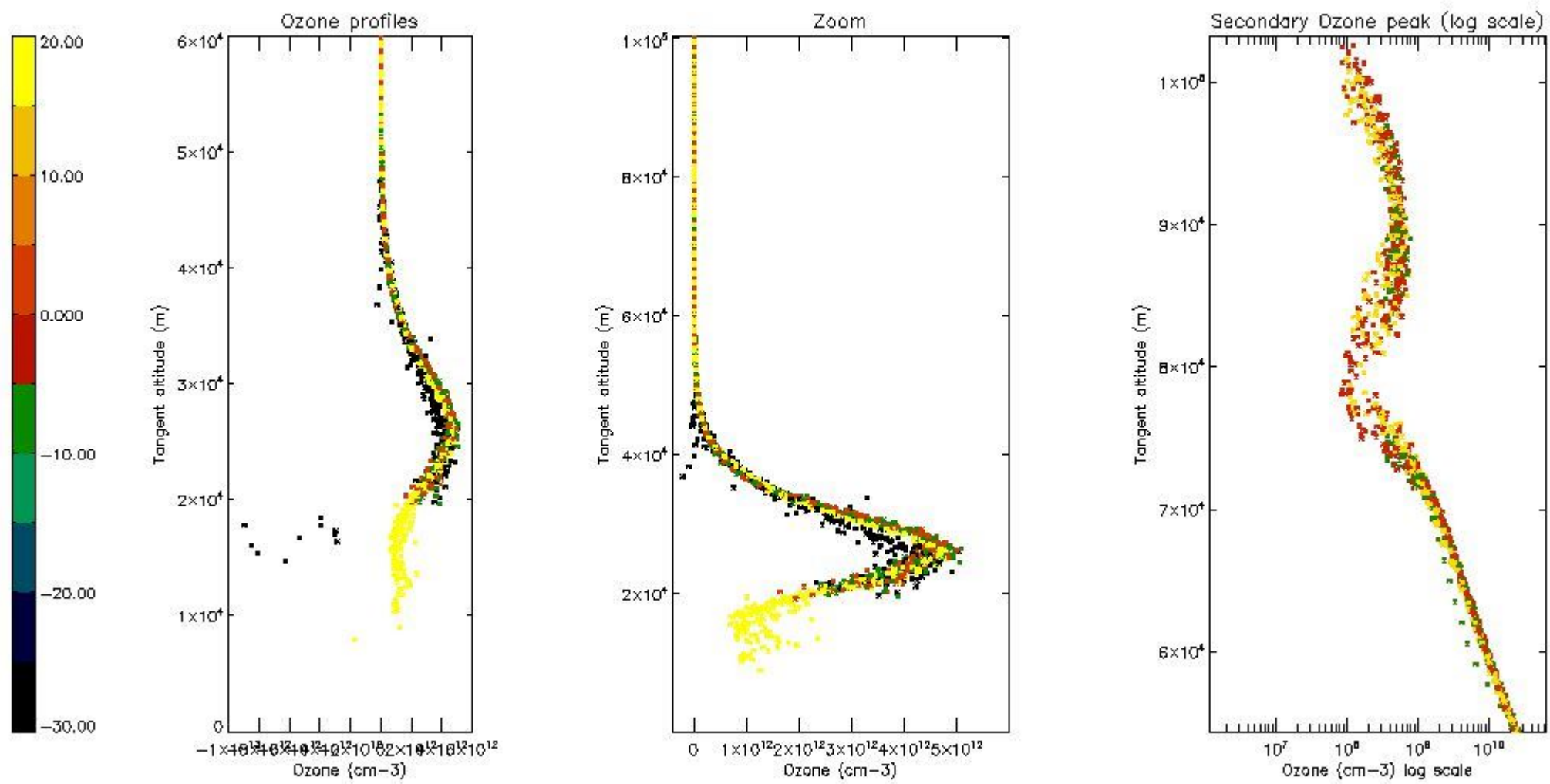
5.2 Plot ozone profiles for all STD (dark without errors)

The colorbar represents the latitude.



5.3 Plot ozone profiles where STD < 20% (dark without errors)

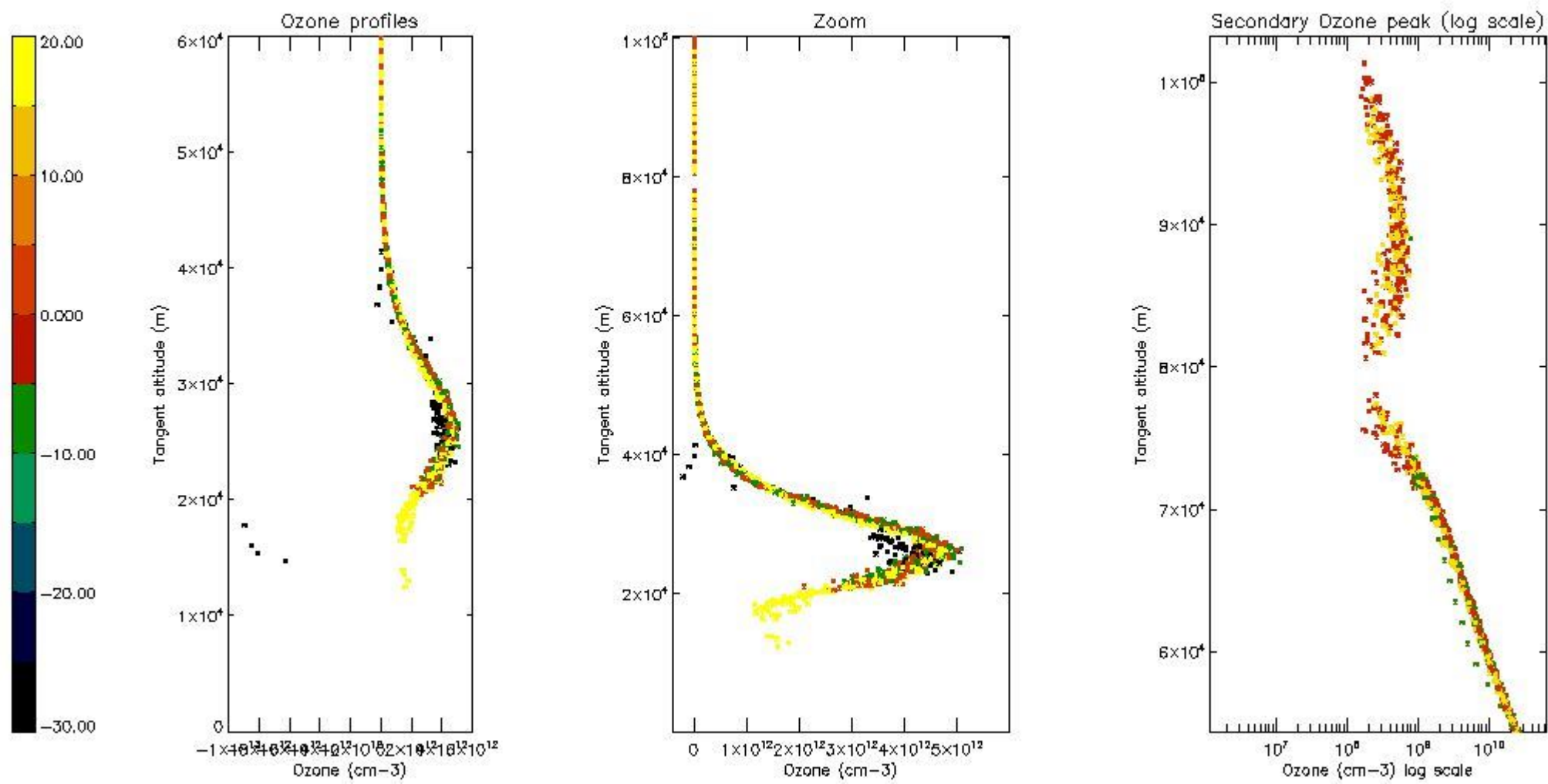
The colorbar represents the latitude.



*5.4 Plot ozone profiles where STD < 10% (dark without errors)*

The colorbar represents the latitude.

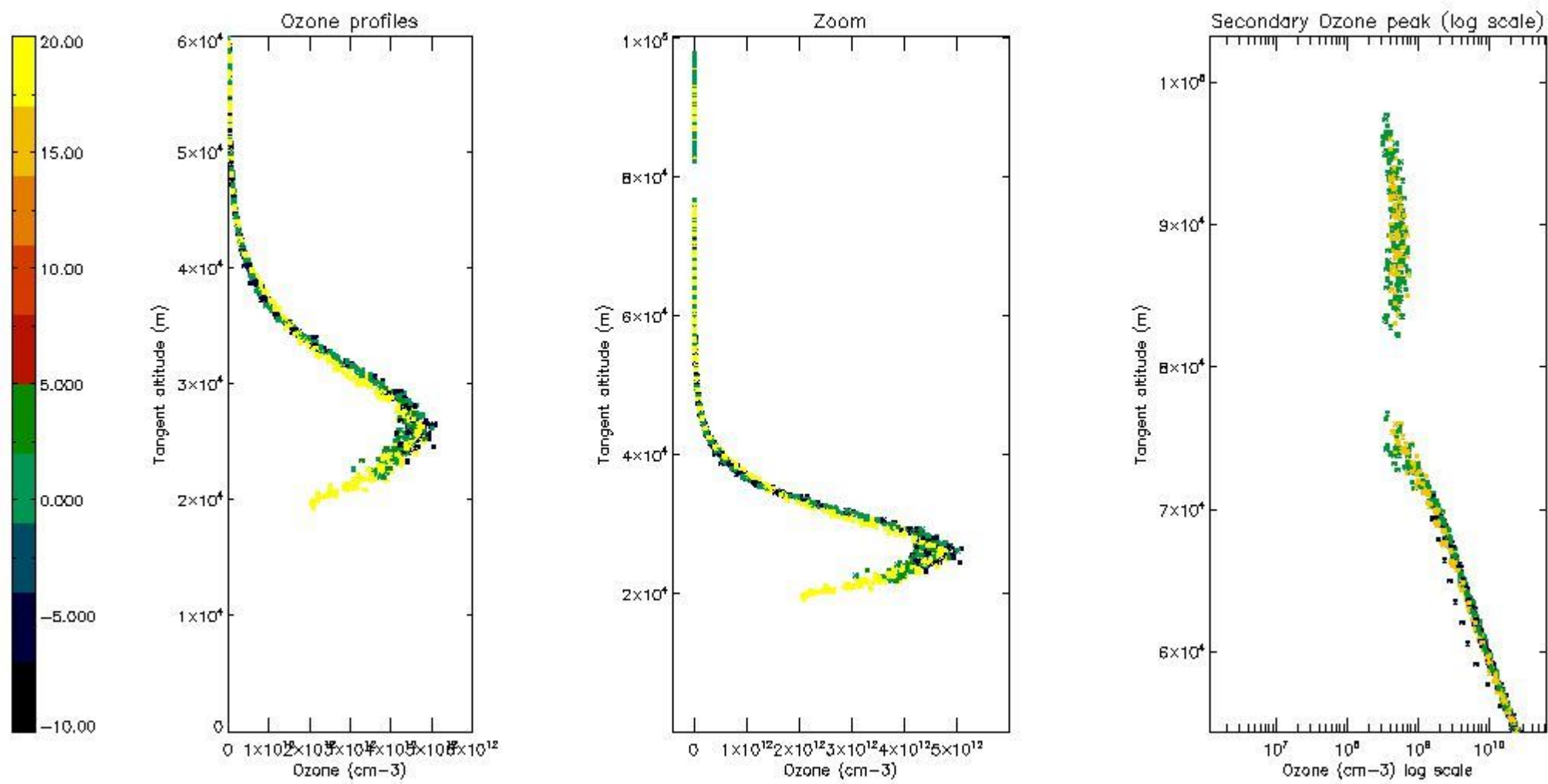




*5.5 Plot ozone profiles where STD < 5% (dark without errors)*

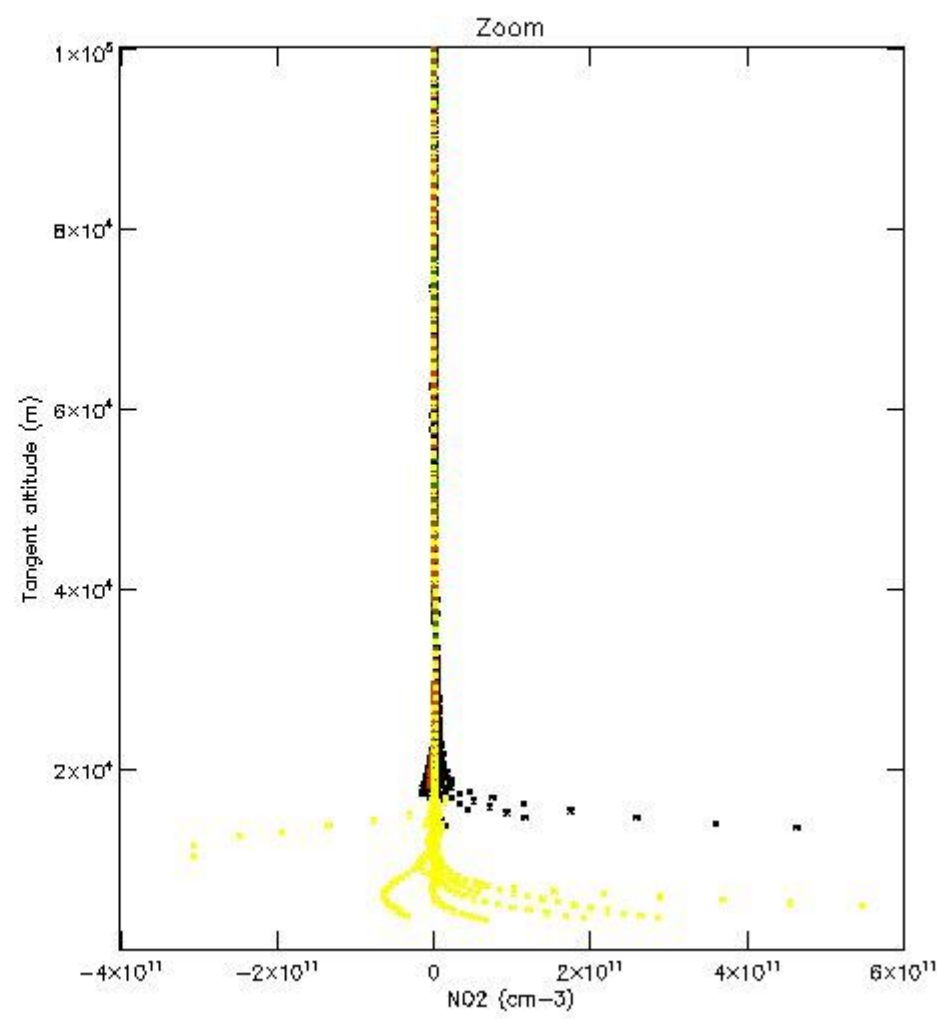
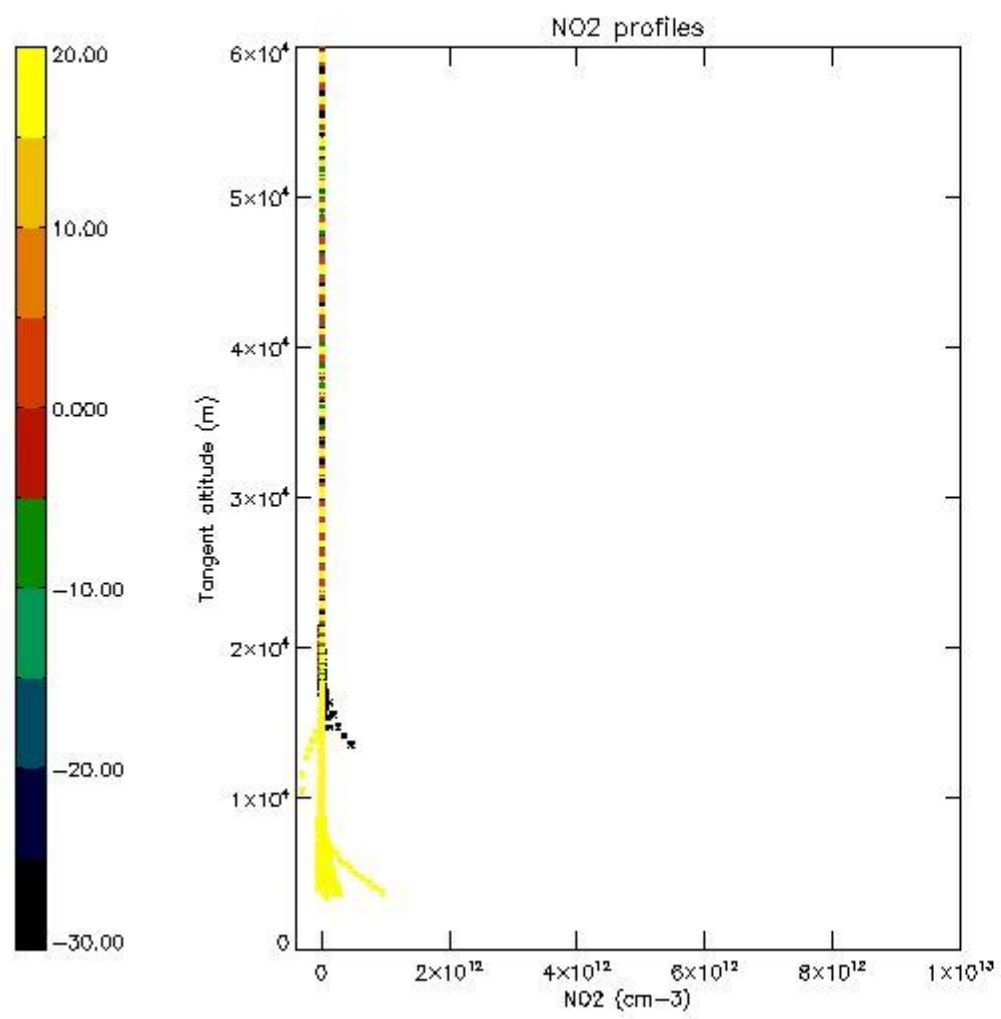
The colorbar represents the latitude.





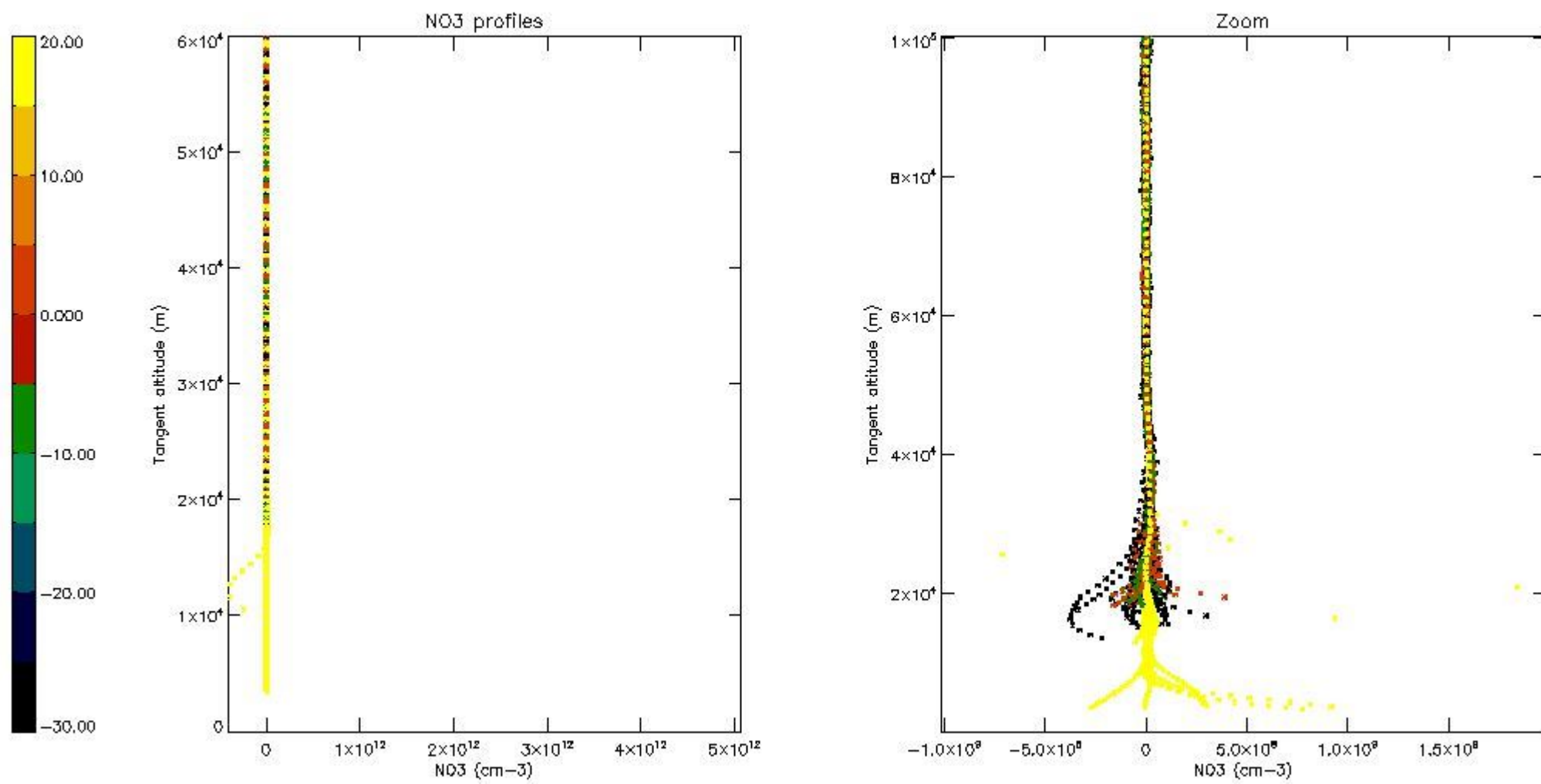
*5.6 Plot NO<sub>2</sub> profiles for all STD (dark without errors)*

The colorbar represents the latitude.



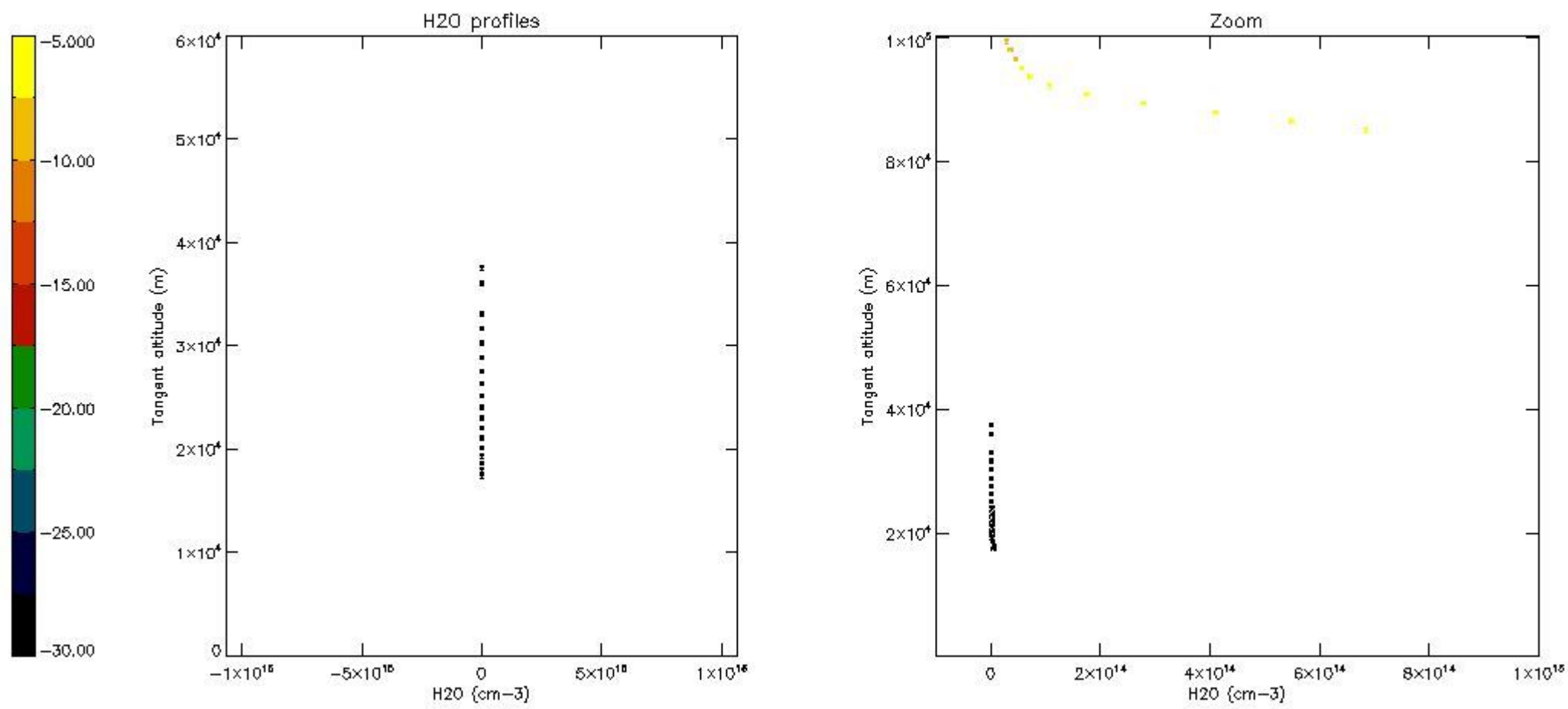
*5.7 Plot NO3 profiles for all STD (dark without errors)*

The colorbar represents the latitude.



5.8 Plot H<sub>2</sub>O profiles for all STD (only for occultations of stars 1,2,3,4,13,14,16,26,63 dark without errors)

The colorbar represents the latitude.

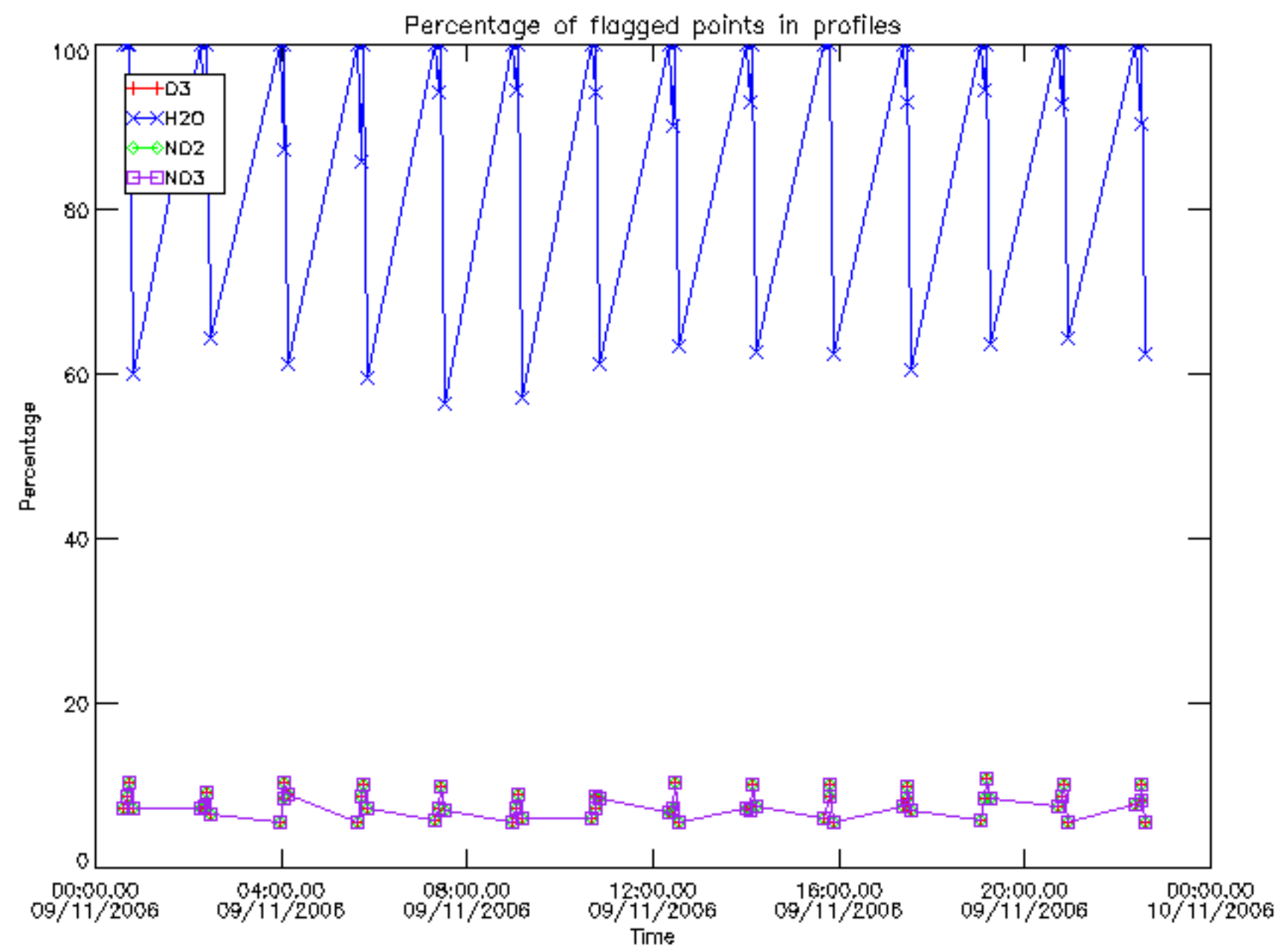


## 6. Auxiliary Data Files used for the production reported in section 2

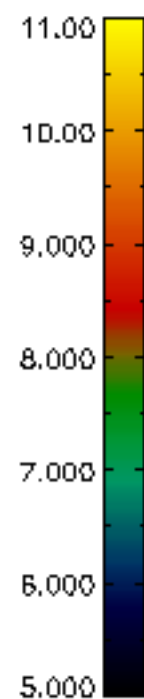
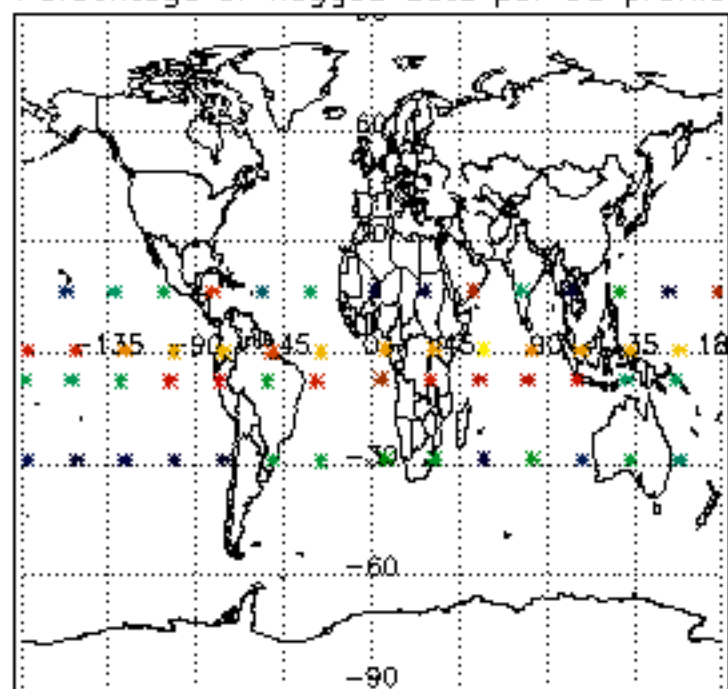
The number reported in the third column indicates since which file (see list in section 2) the corresponding auxiliary file has been used. The fourth column is the date of those product files.

Type	Auxiliary Filename	Used since product	Used since product date
INST_PHYS_CHARACTERISTICS	GOM_INS_AXVIEC20091111_143220_20030716_120000_20500101_000000	1	09-NOV-2006 00:02:13
LEVEL-2_PROC_CONFIG	GOM_PR2_AXVIEC20091111_152718_20020301_000000_20500101_000000	1	09-NOV-2006 00:02:13
CROSS_SECTIONS_FILE	GOM_CRS_AXVIEC20091111_154832_20020301_000000_20500101_000000	1	09-NOV-2006 00:02:13

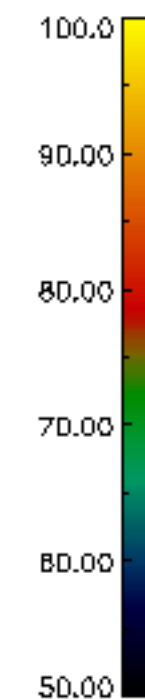
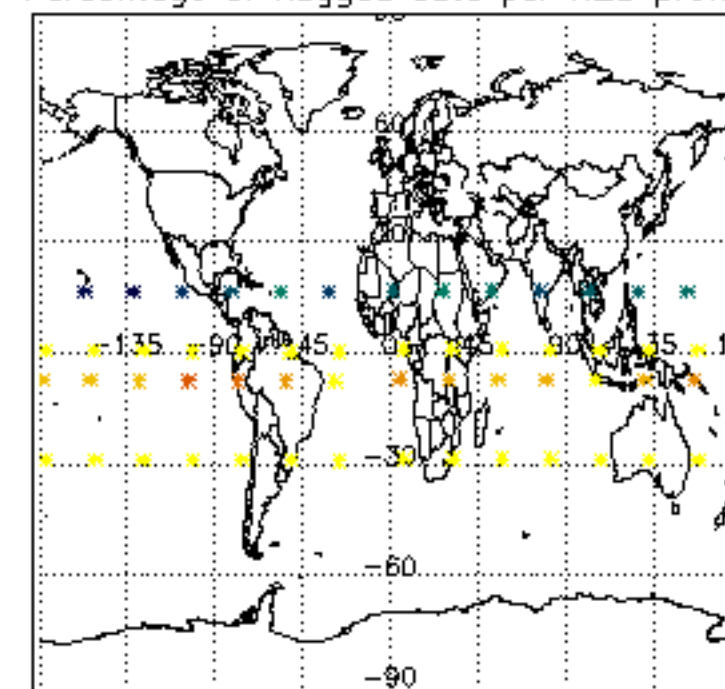




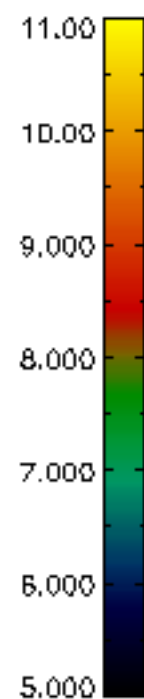
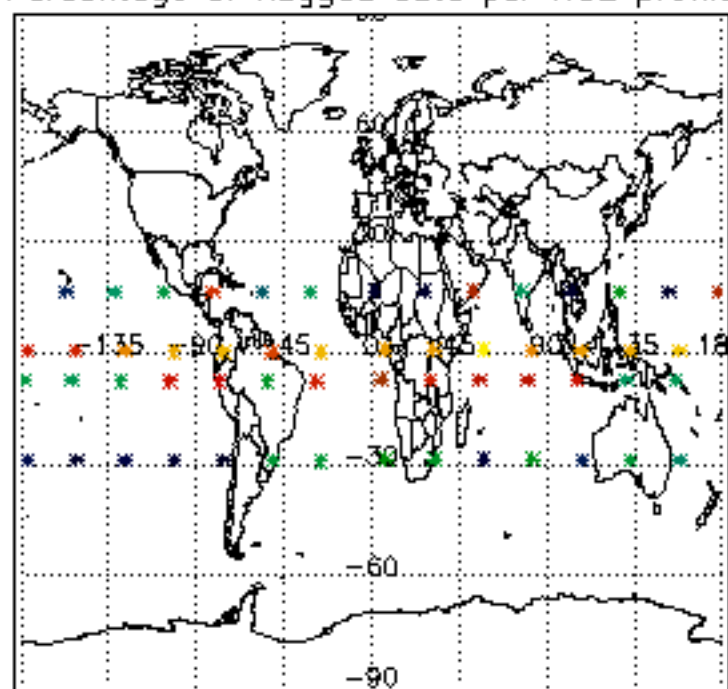
Percentage of flagged data per D3 profile



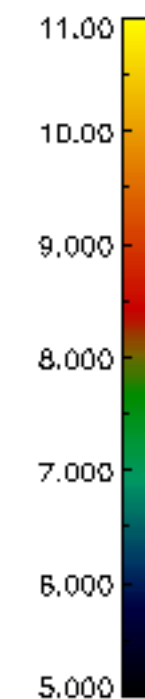
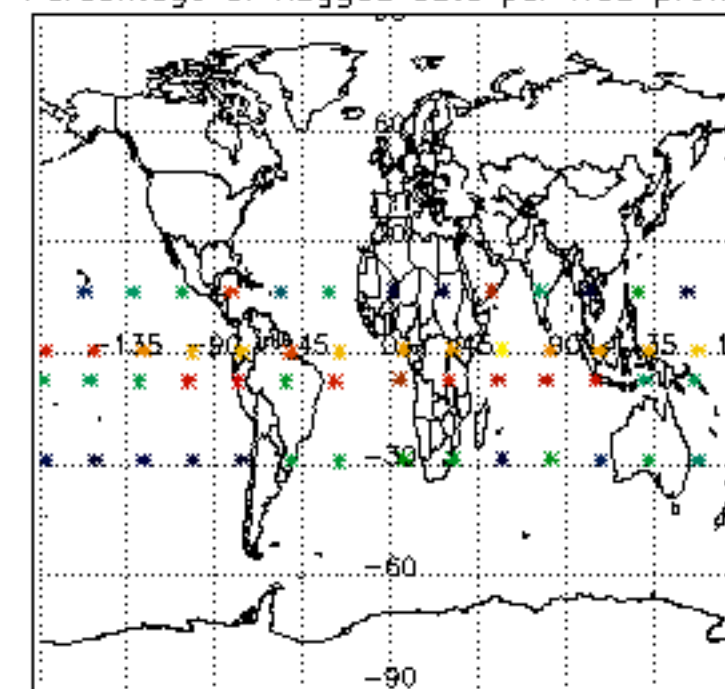
Percentage of flagged data per H2O profile

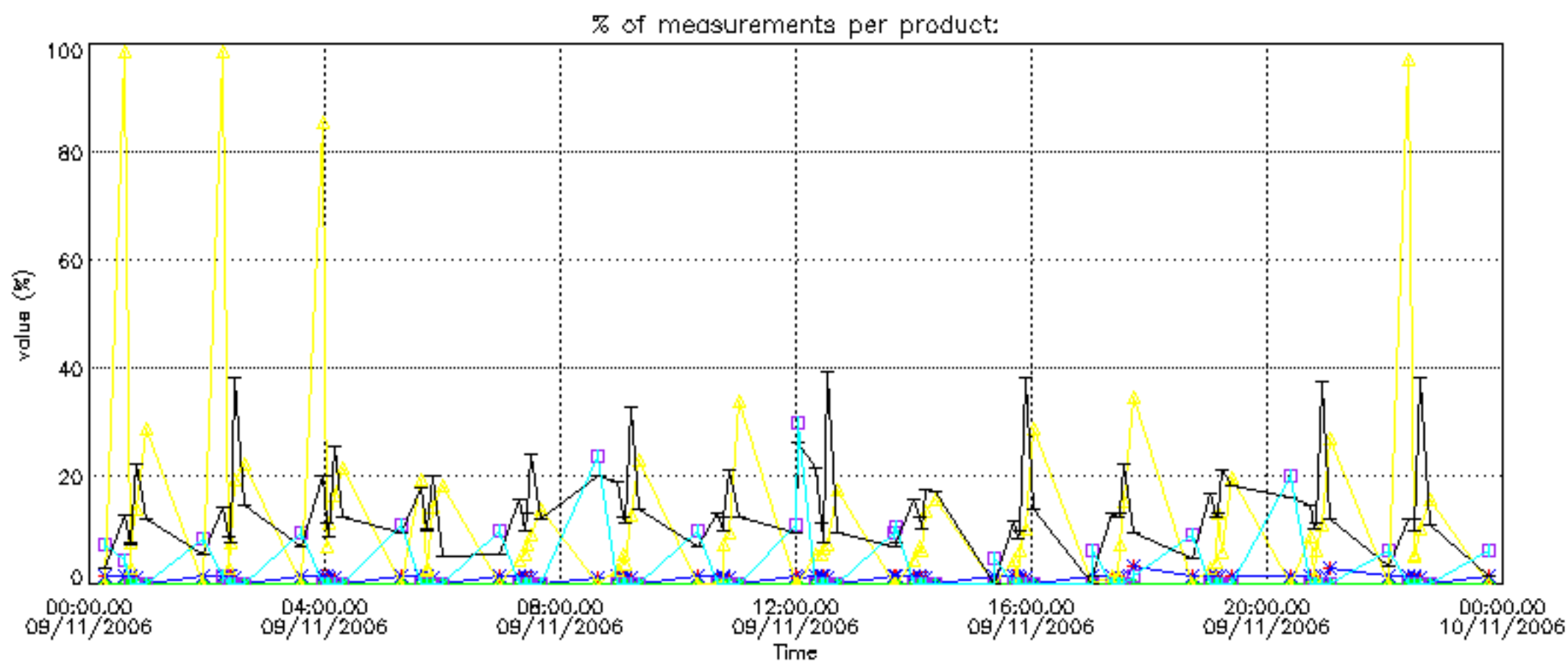


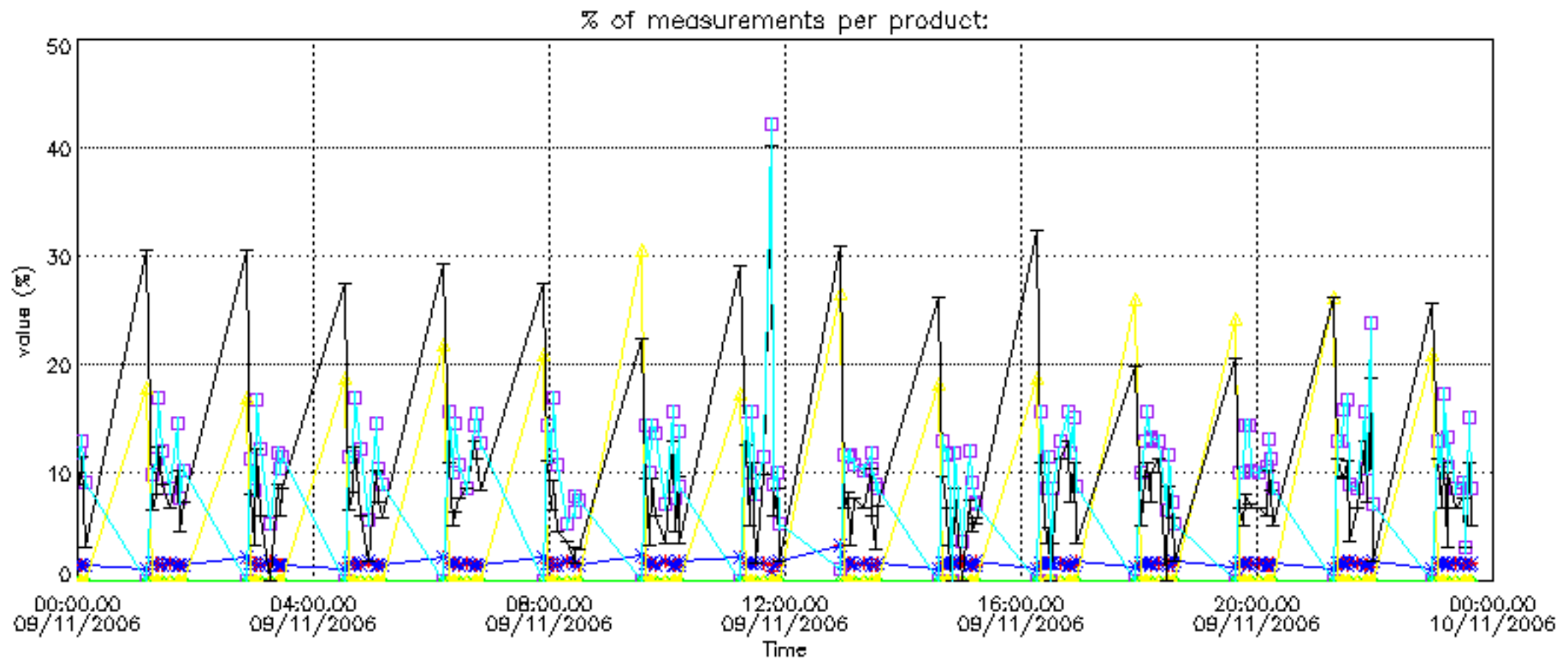
Percentage of flagged data per NO2 profile



Percentage of flagged data per NO3 profile

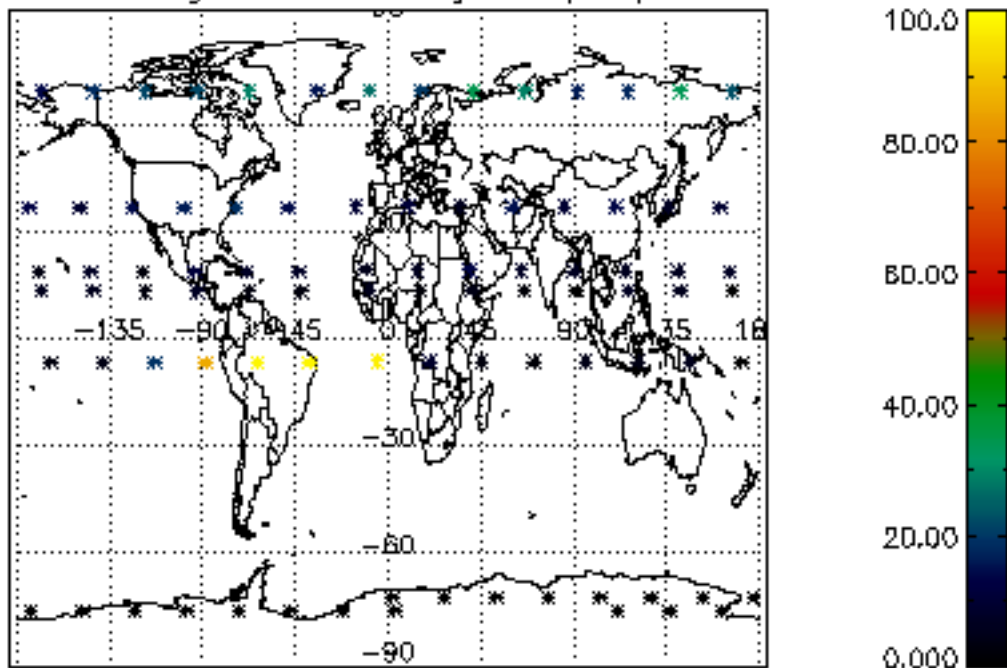




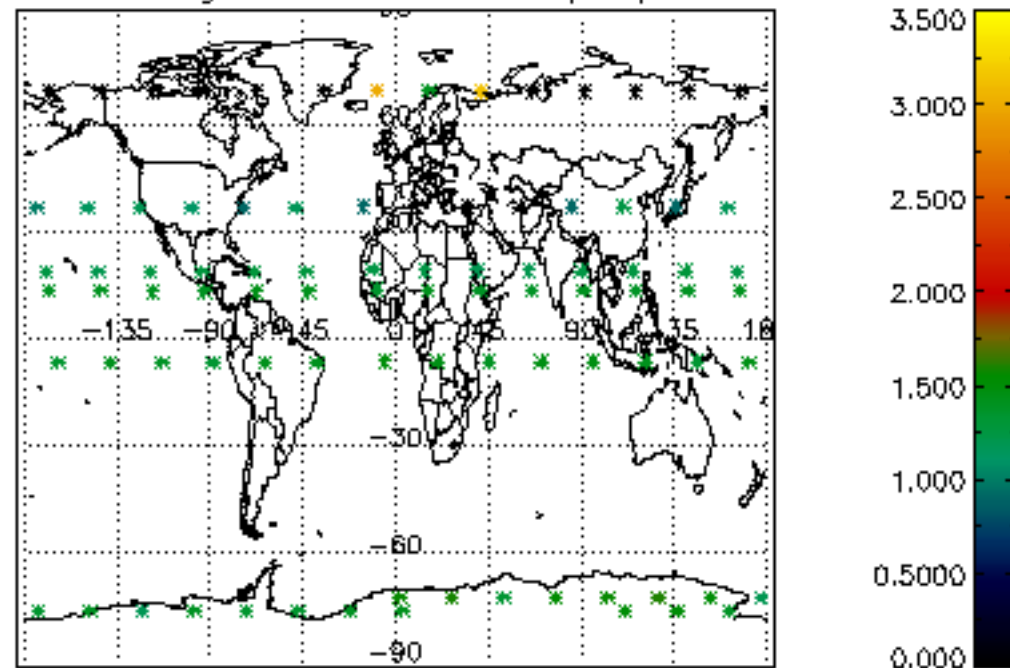




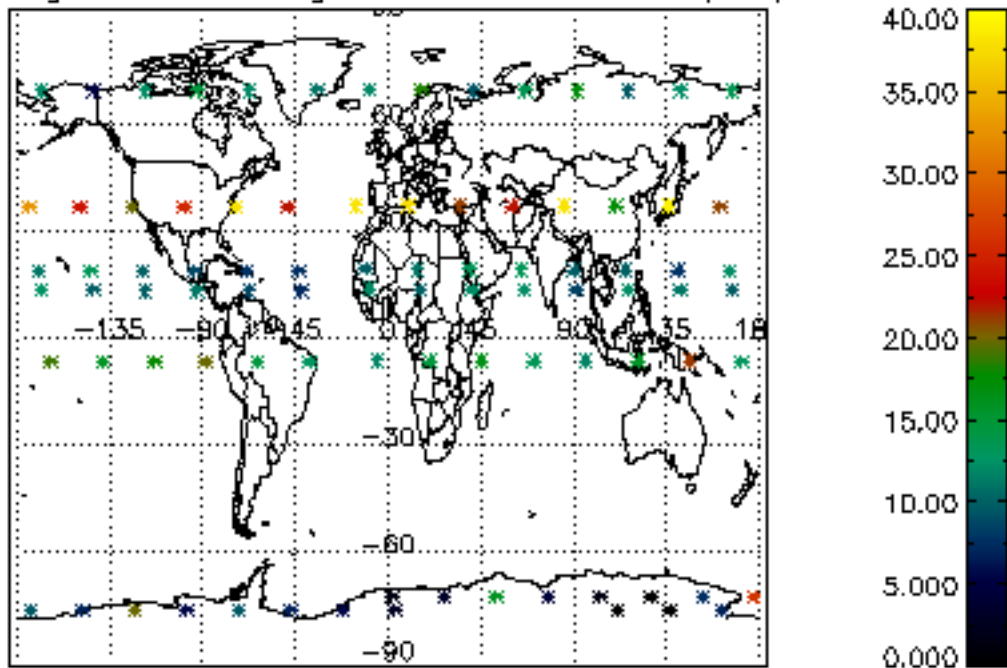
Percentage of cosmic ray hits per profile



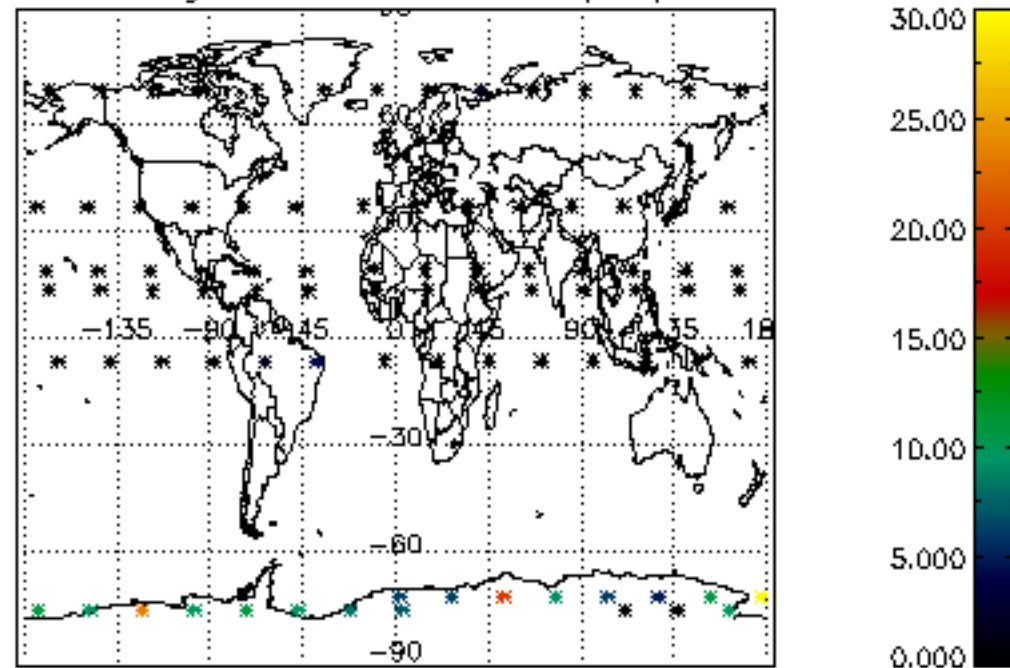
Percentage of datation errors per profile



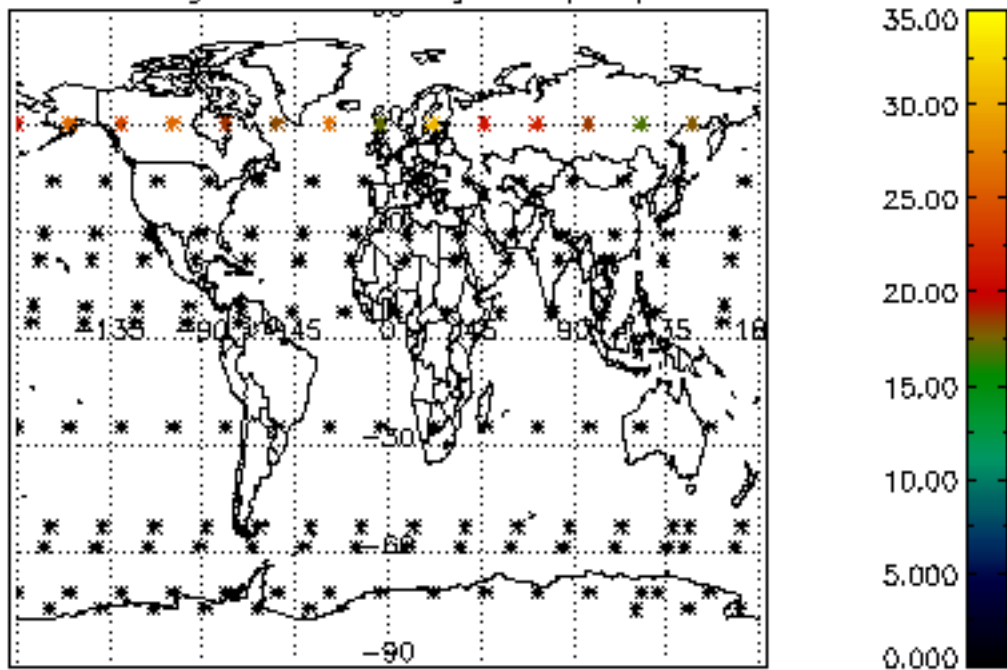
Percentage of star falling outside central band per profile



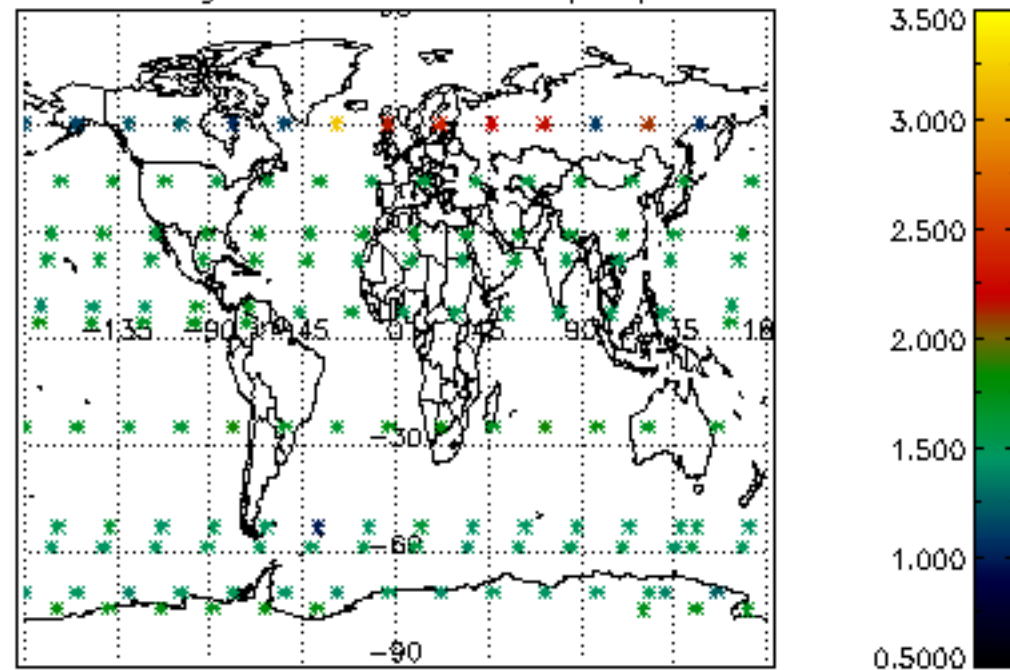
Percentage of saturation errors per profile



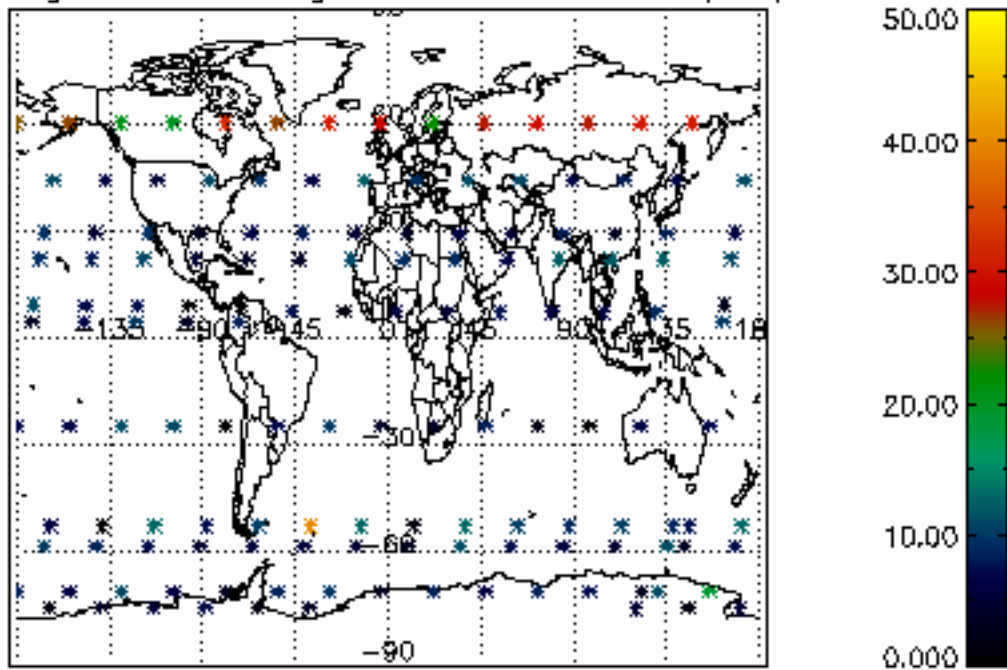
Percentage of cosmic ray hits per profile



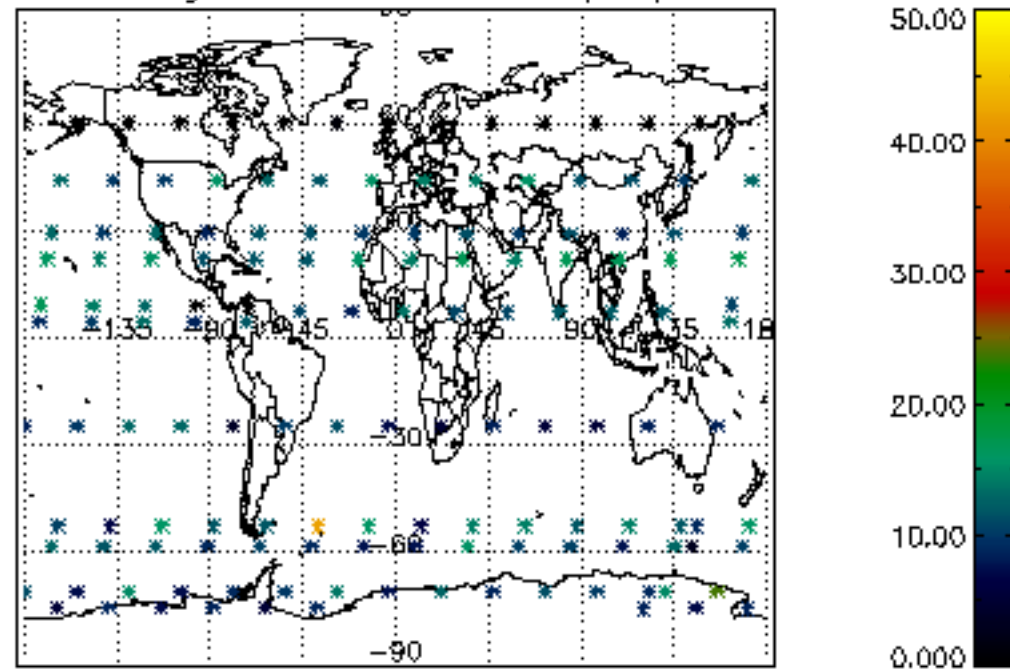
Percentage of datation errors per profile

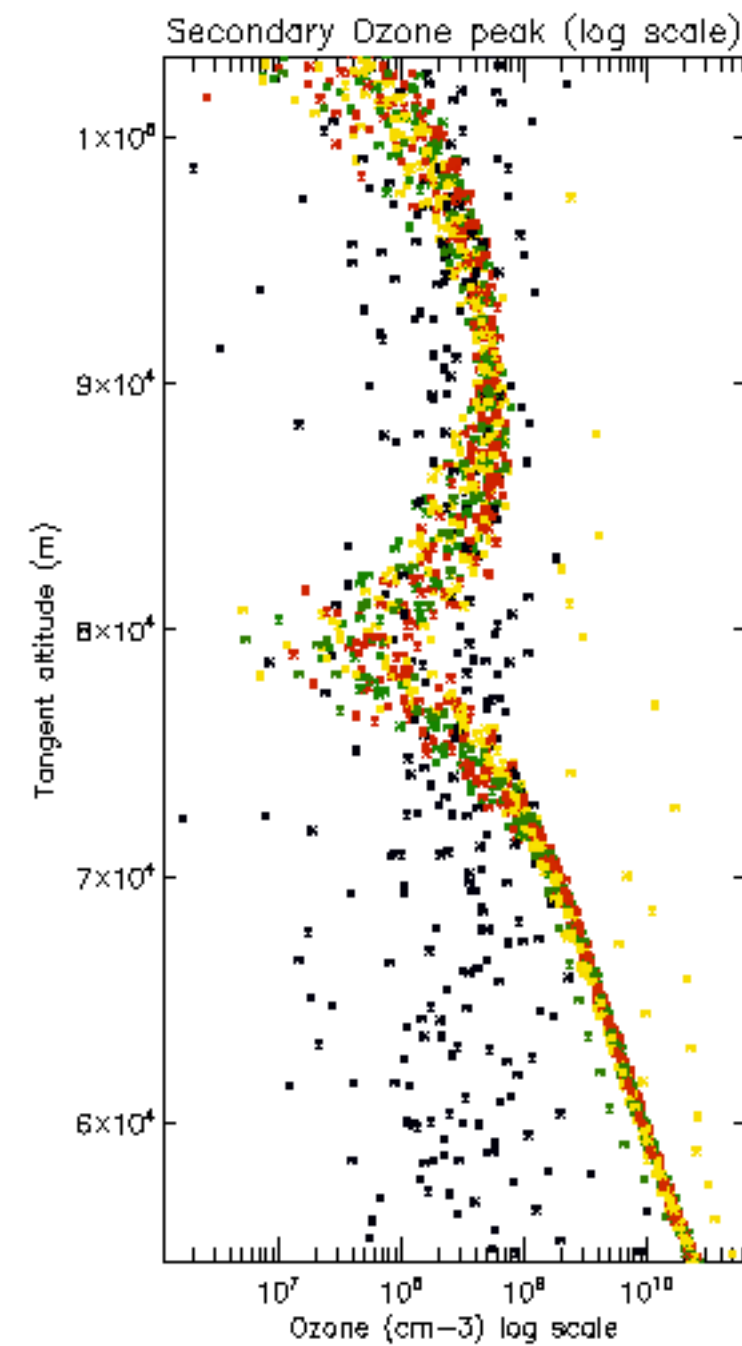
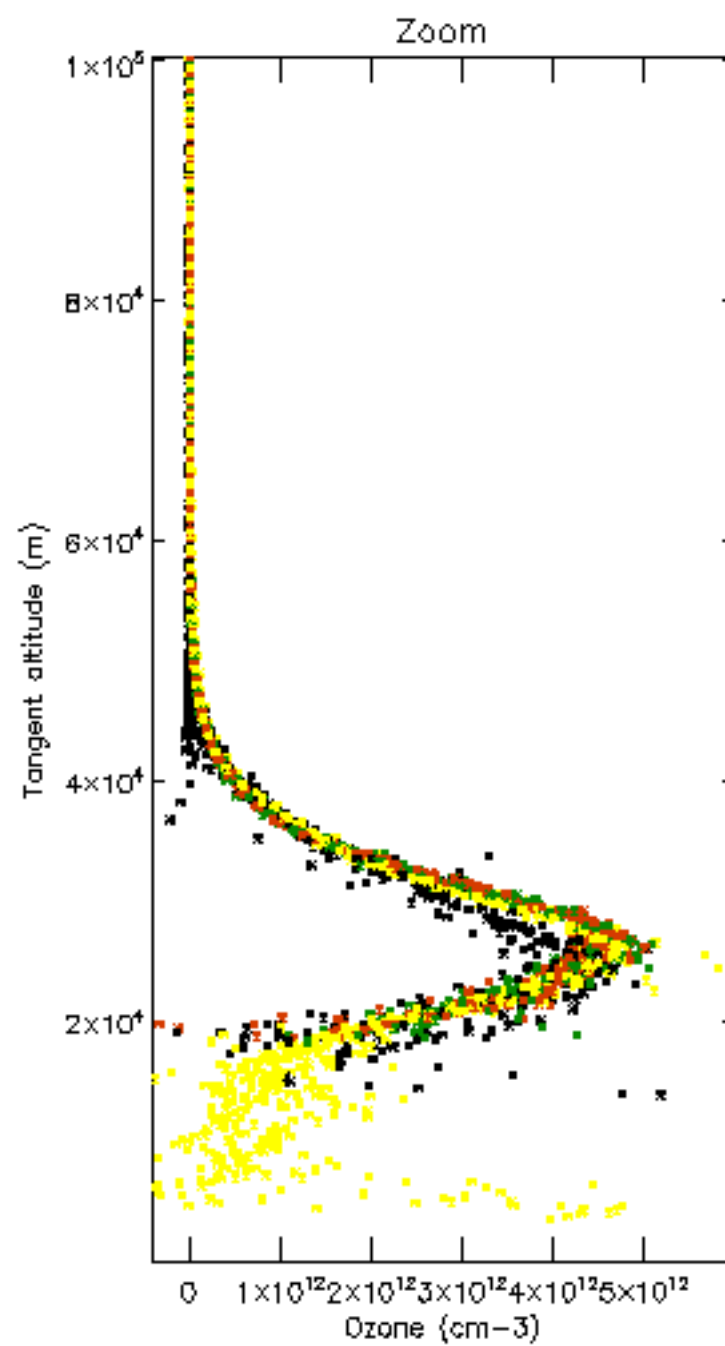
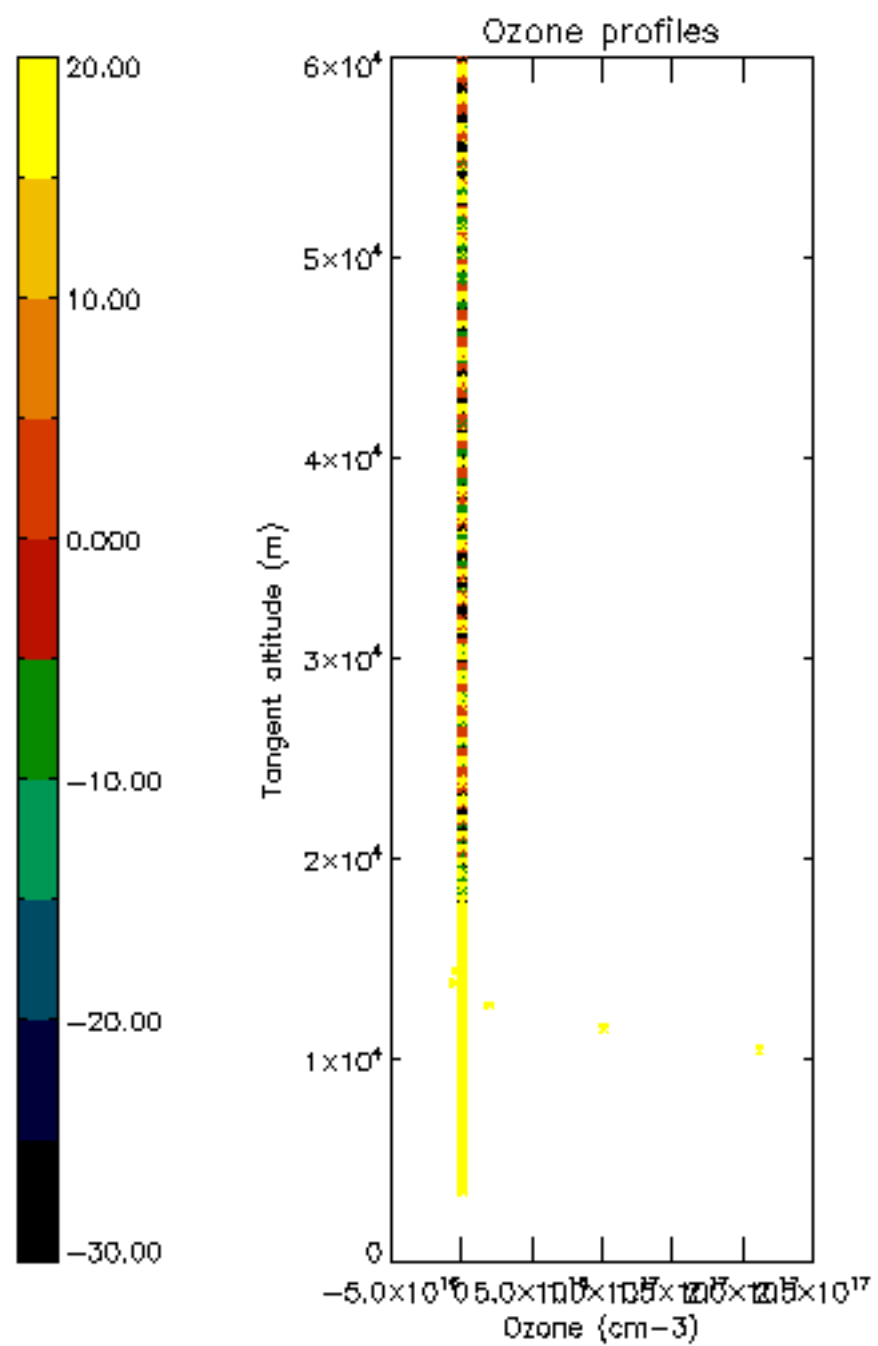


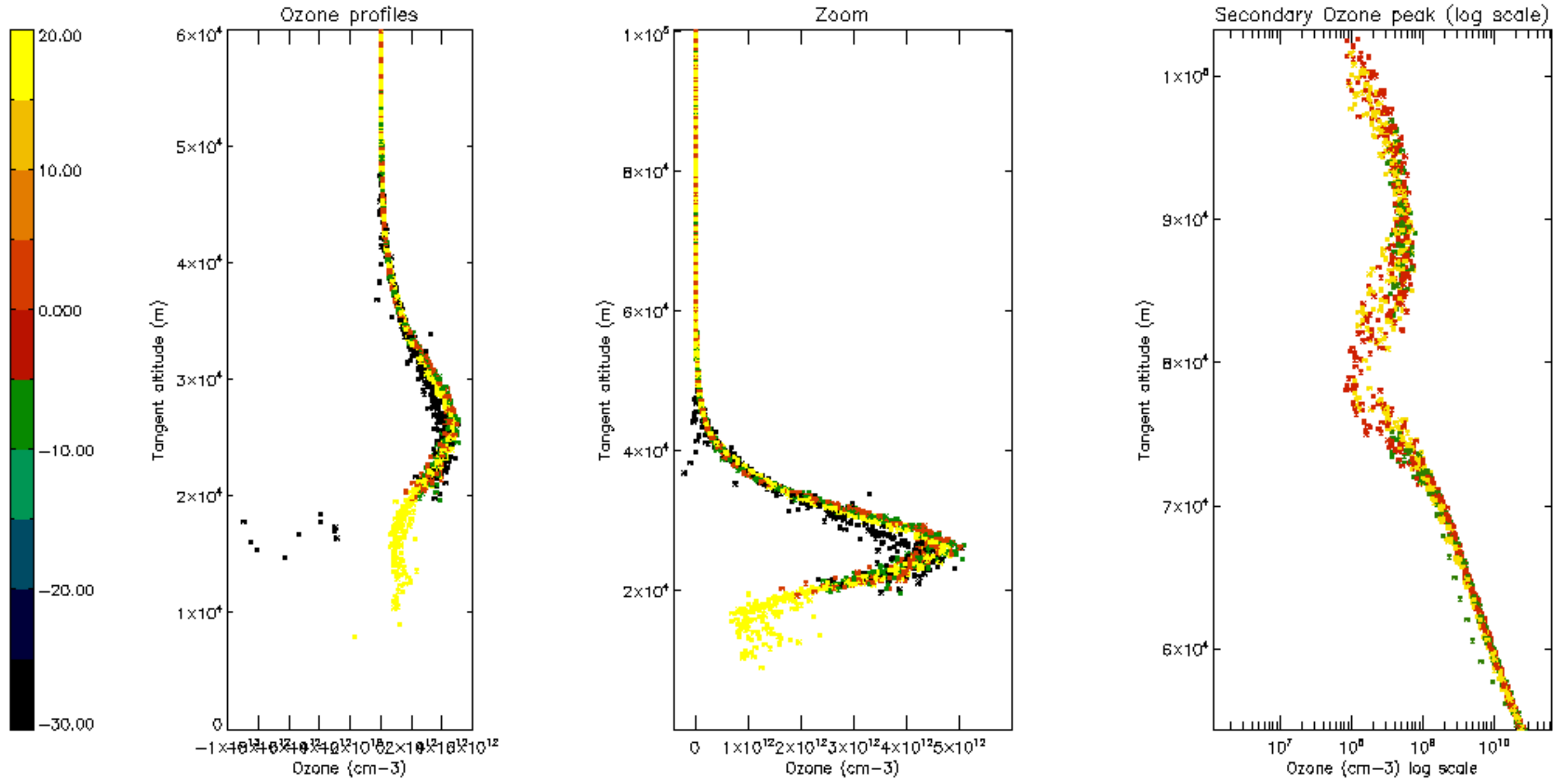
Percentage of star falling outside central band per profile



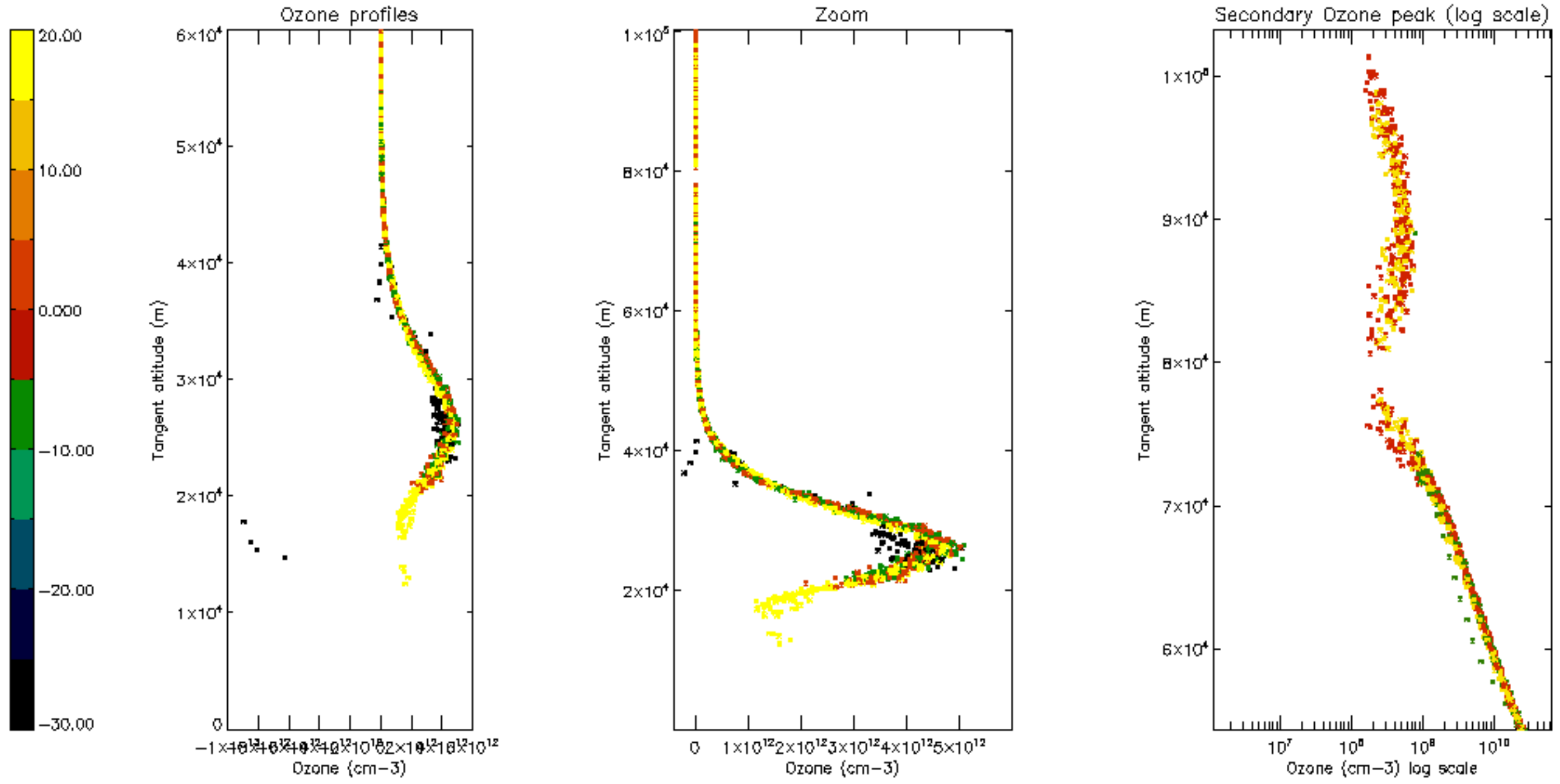
Percentage of saturation errors per profile

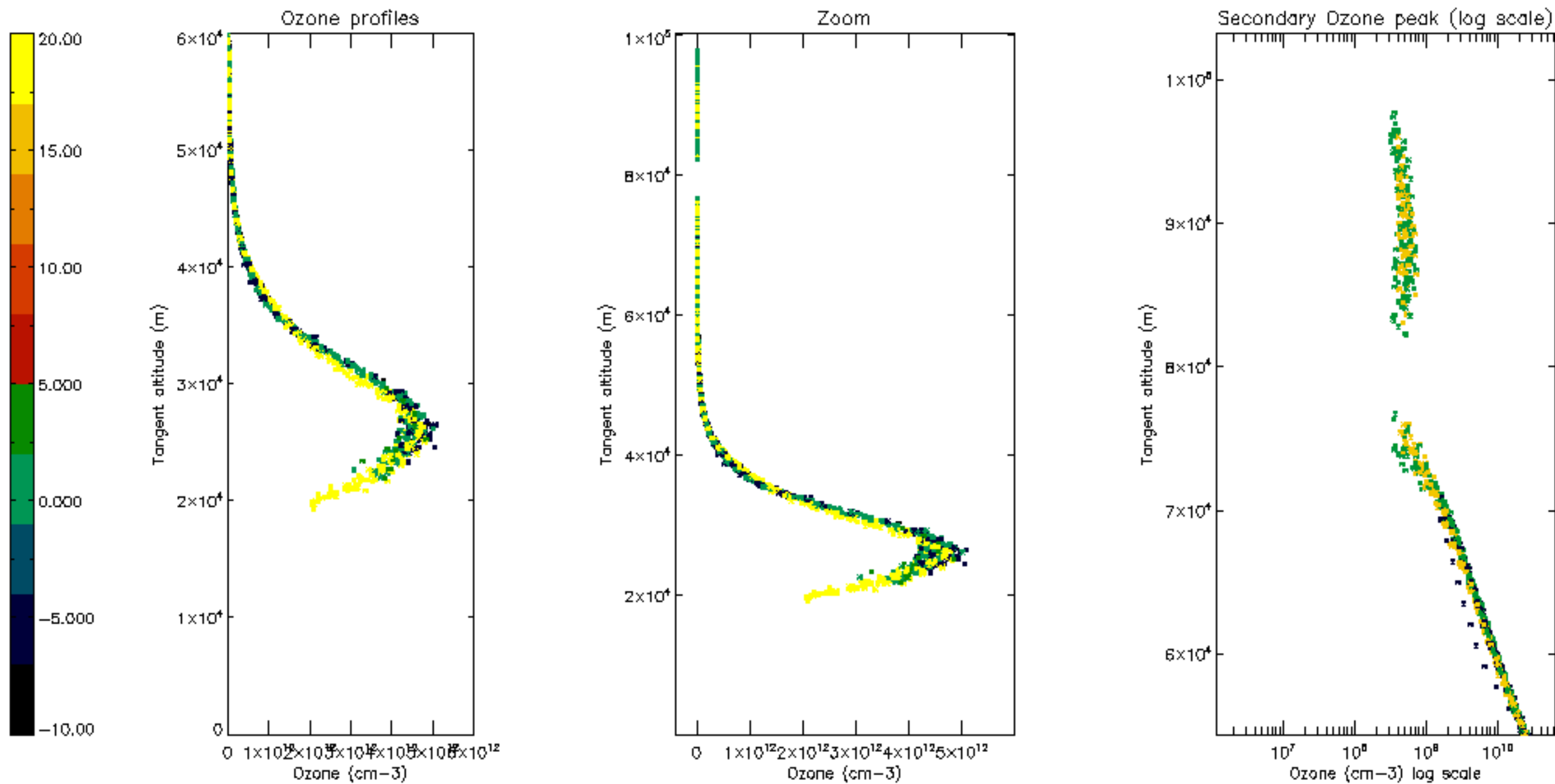


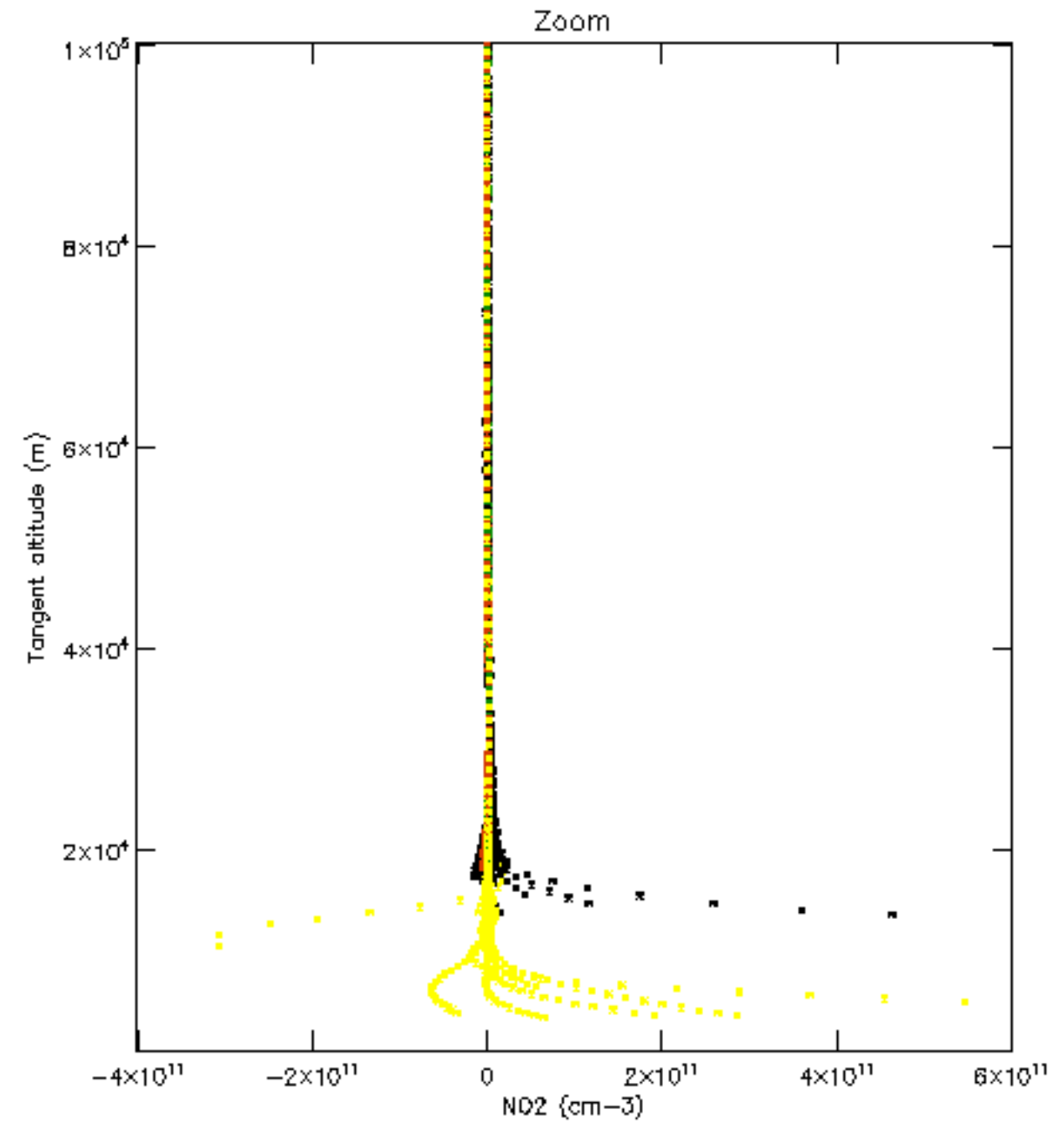
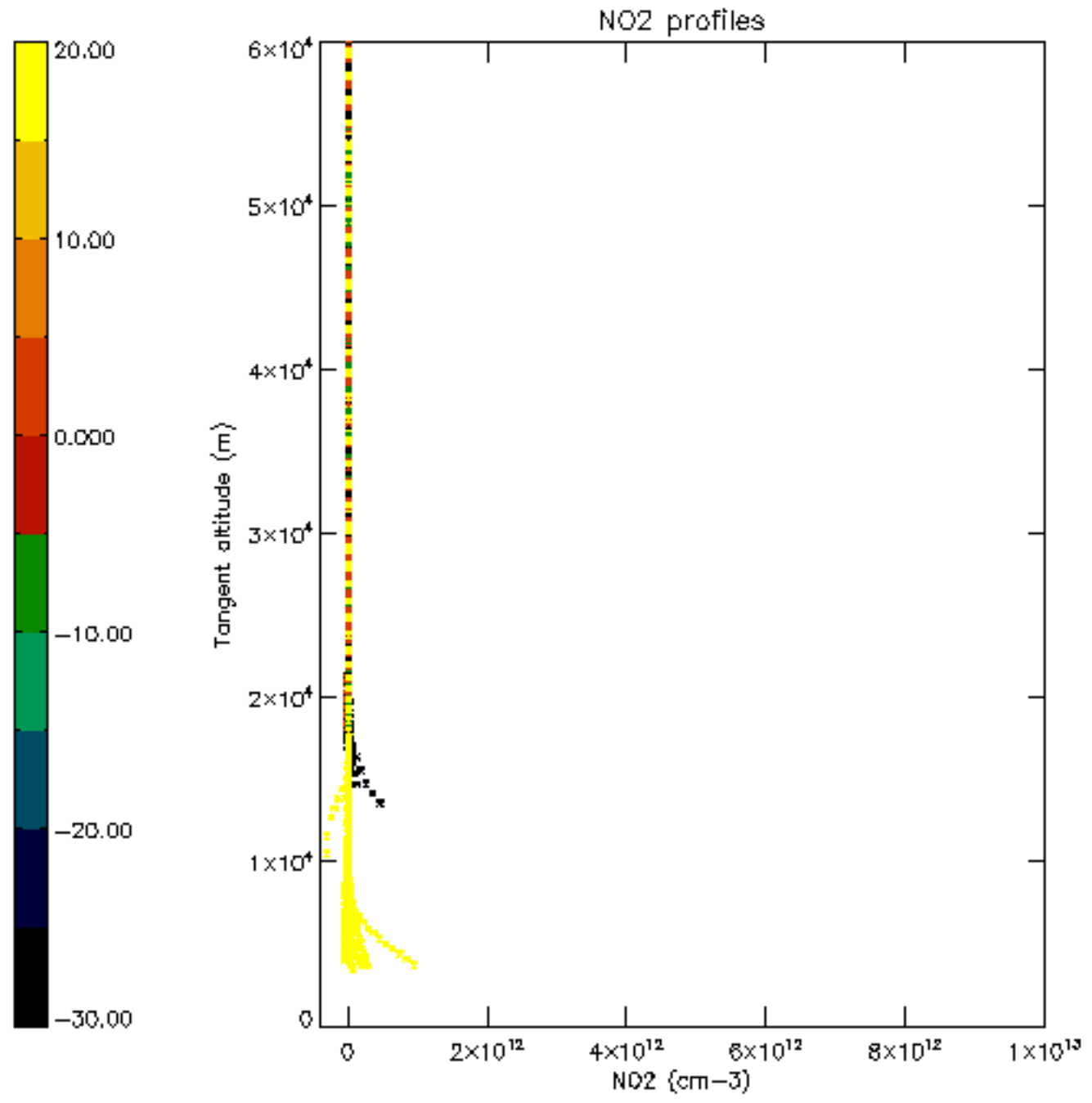


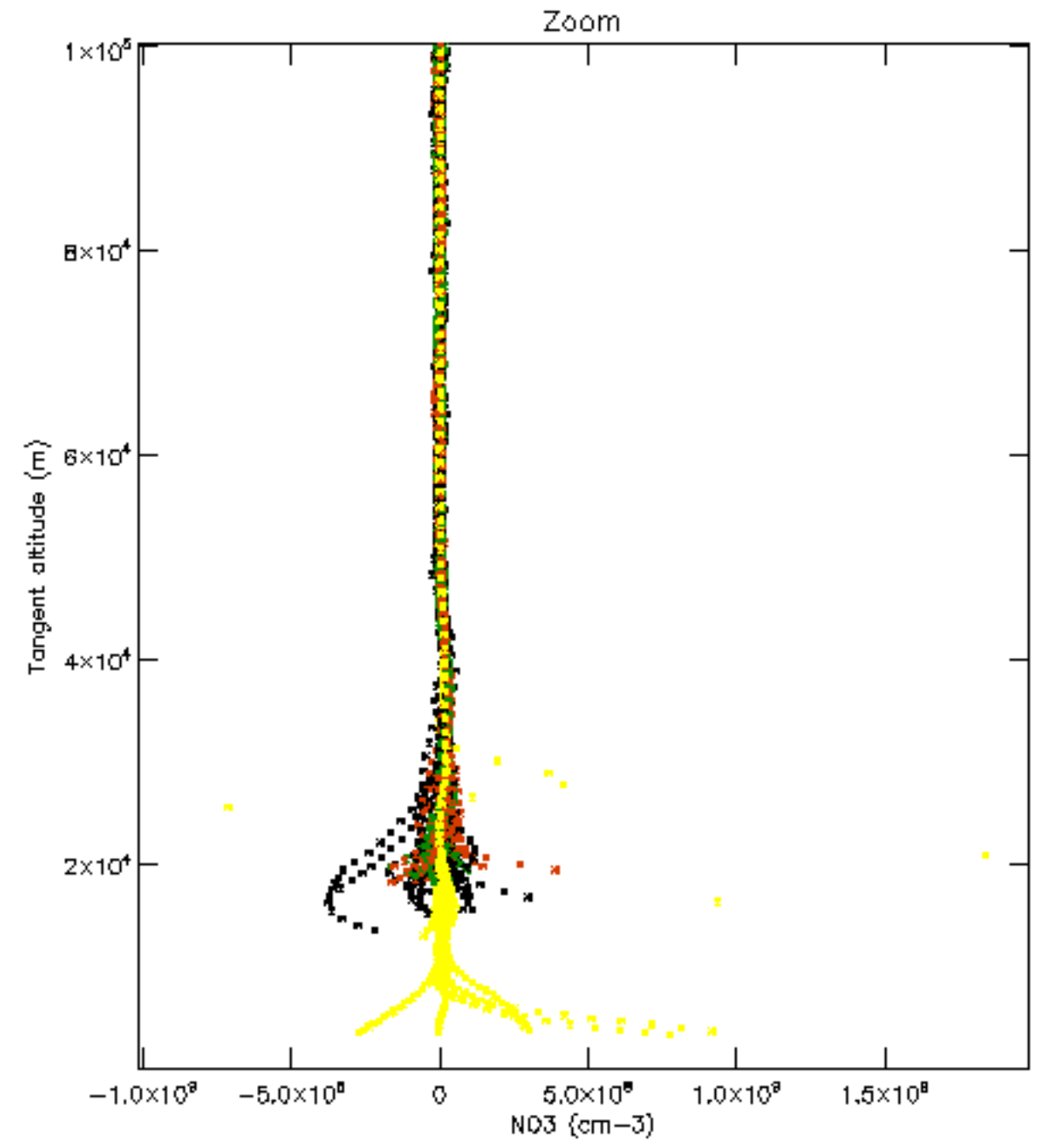
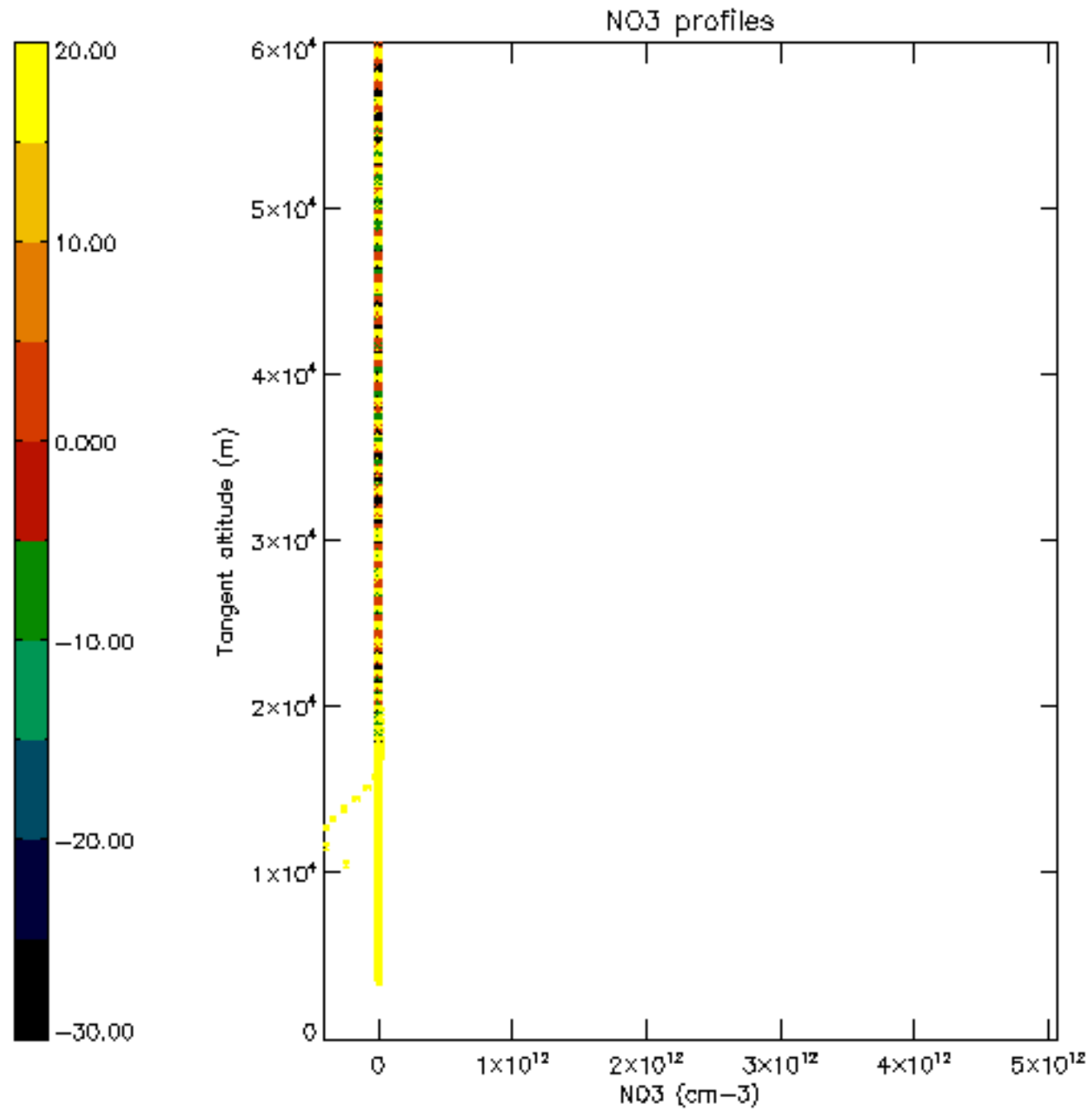




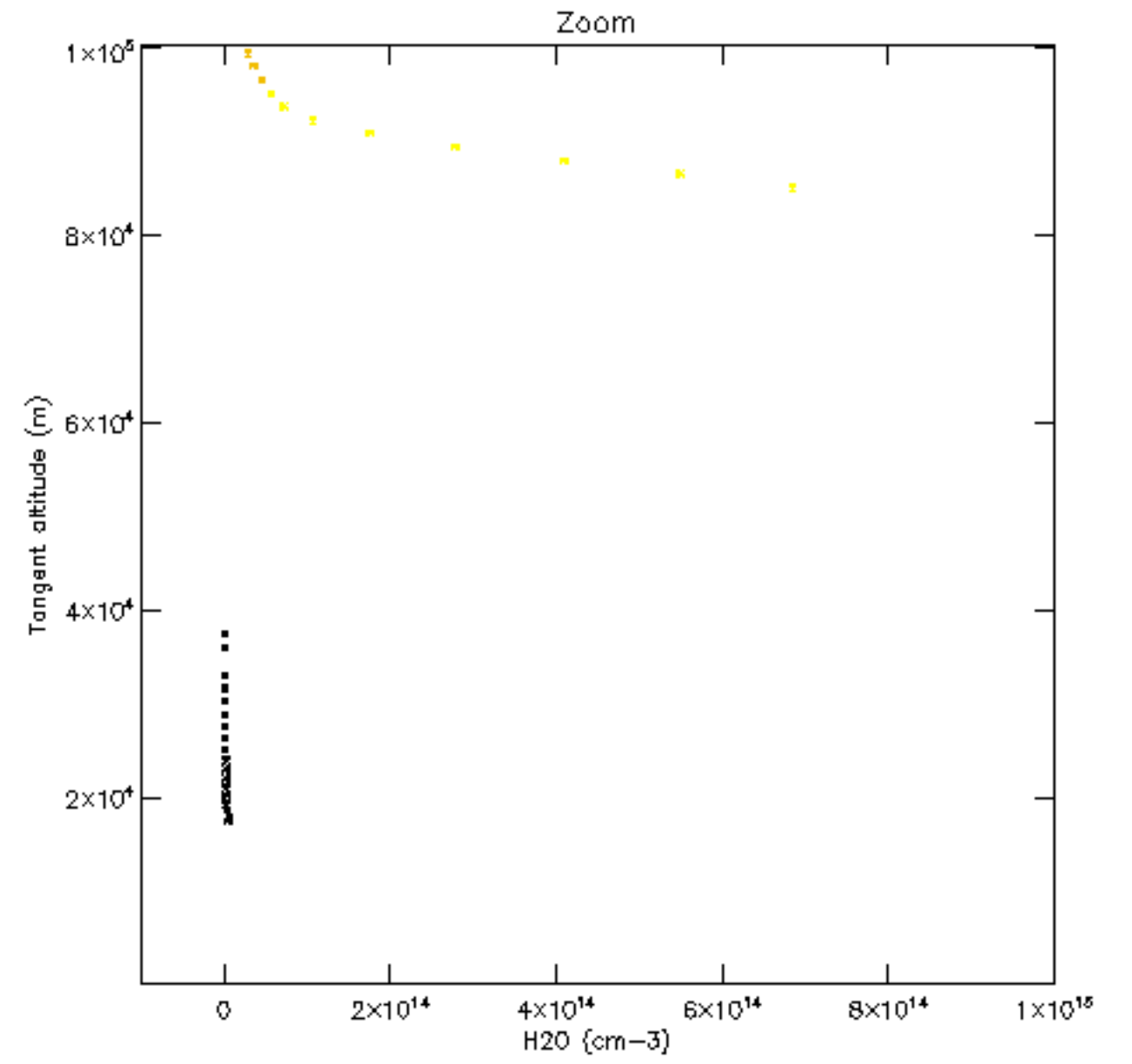
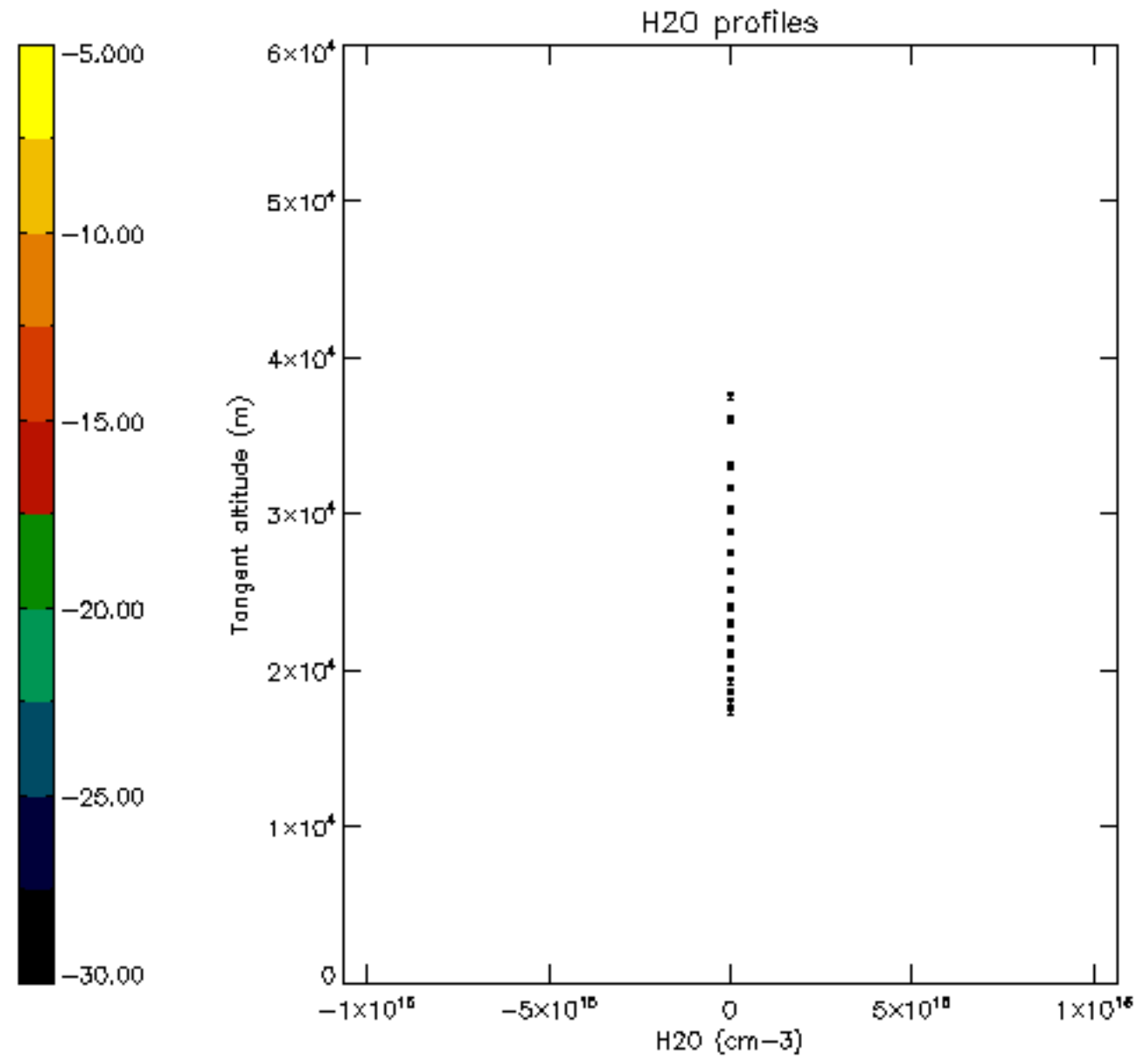


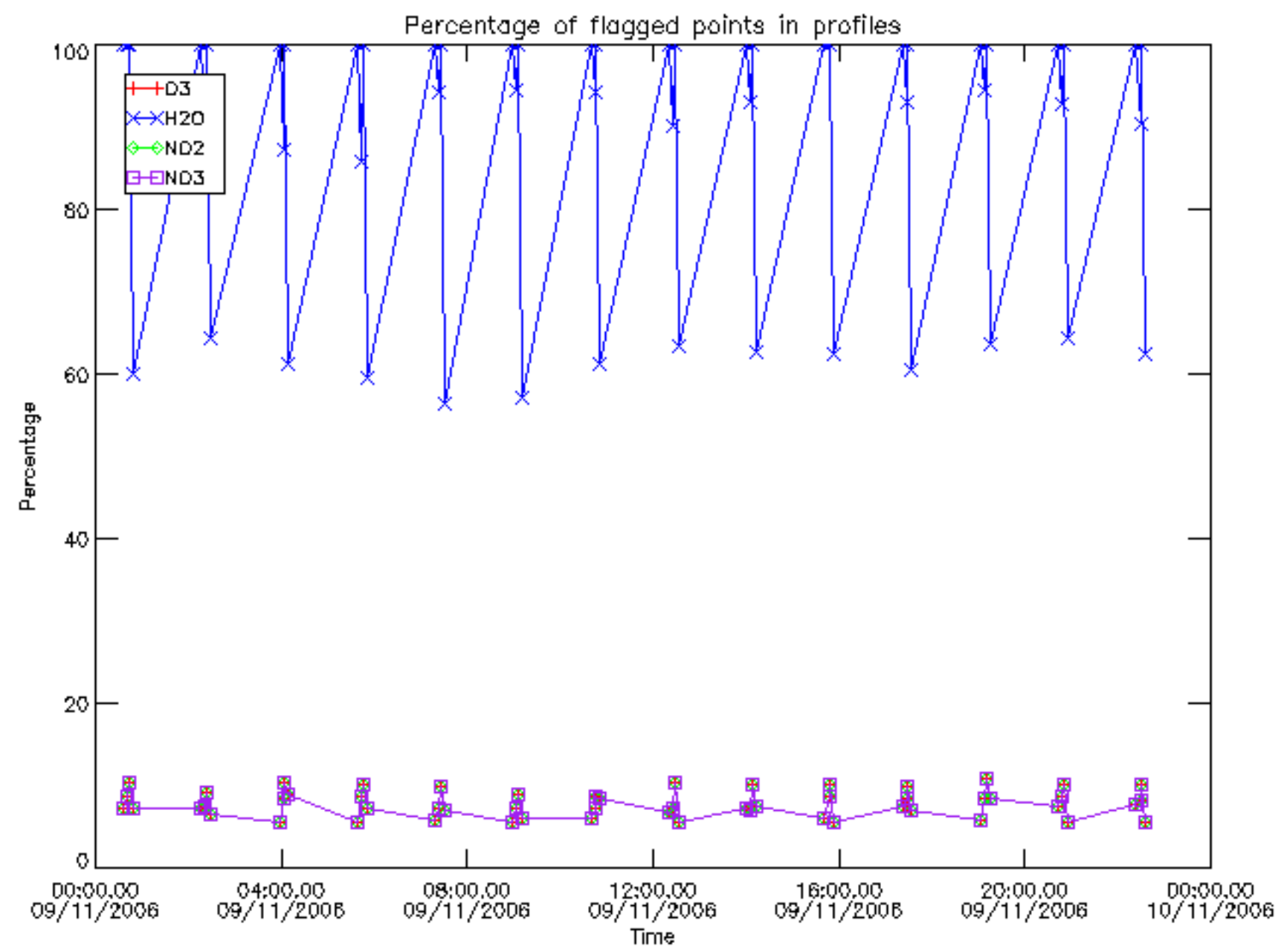




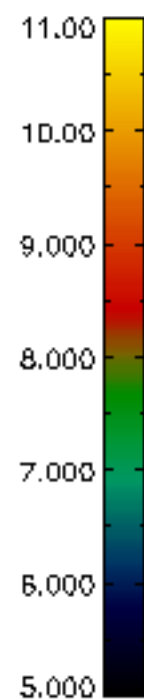
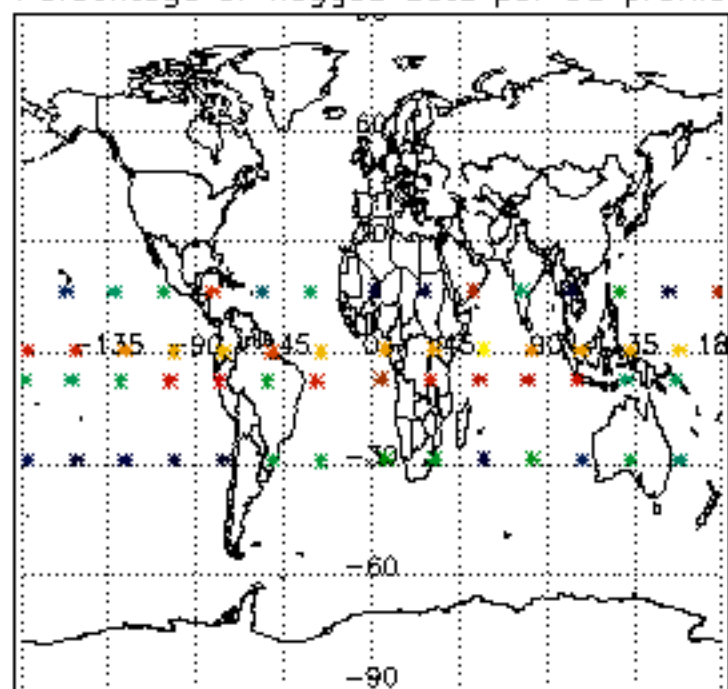




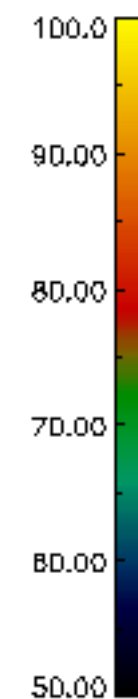
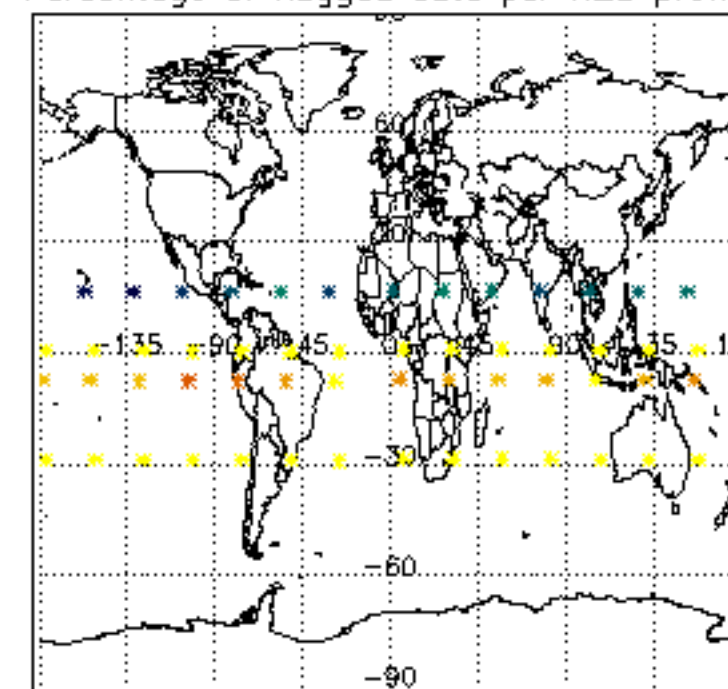




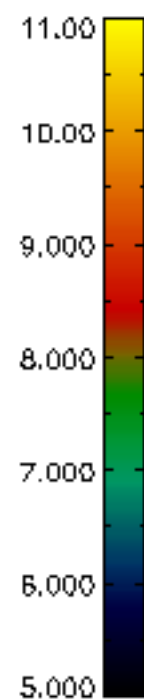
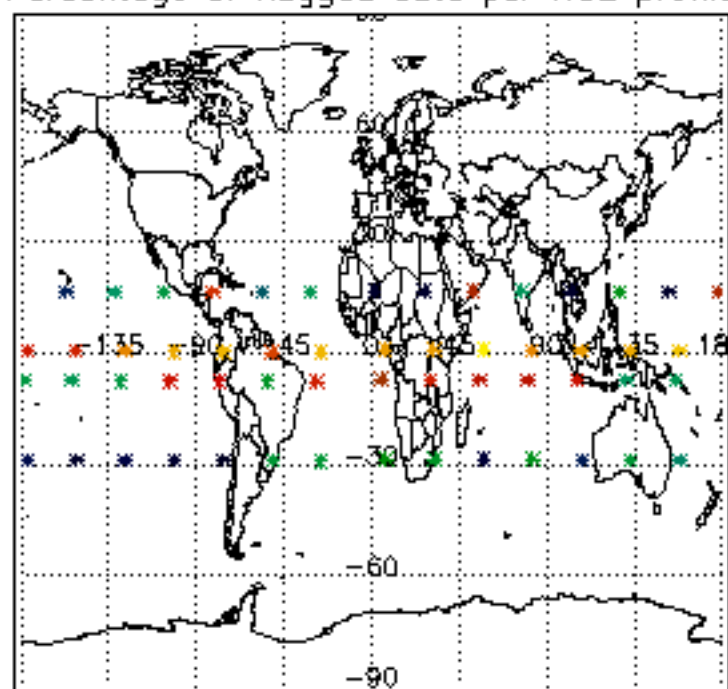
Percentage of flagged data per D3 profile



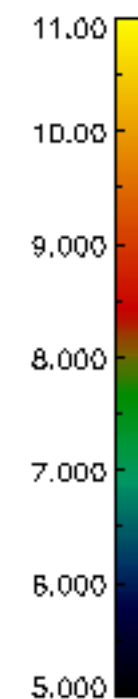
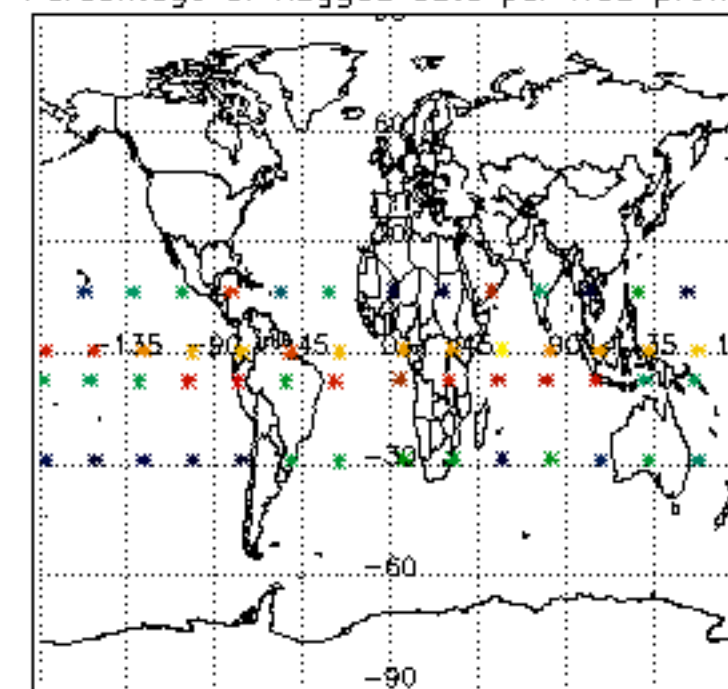
Percentage of flagged data per H2O profile

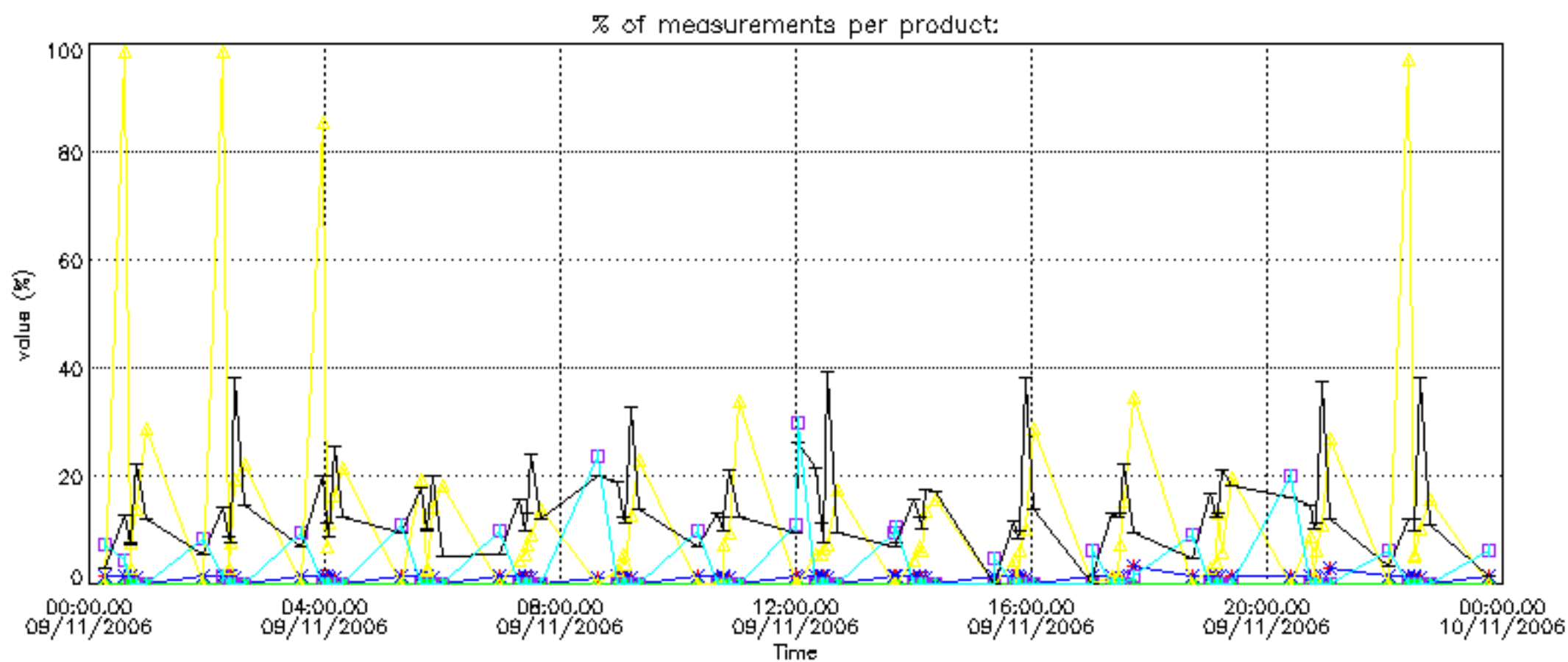


Percentage of flagged data per NO2 profile

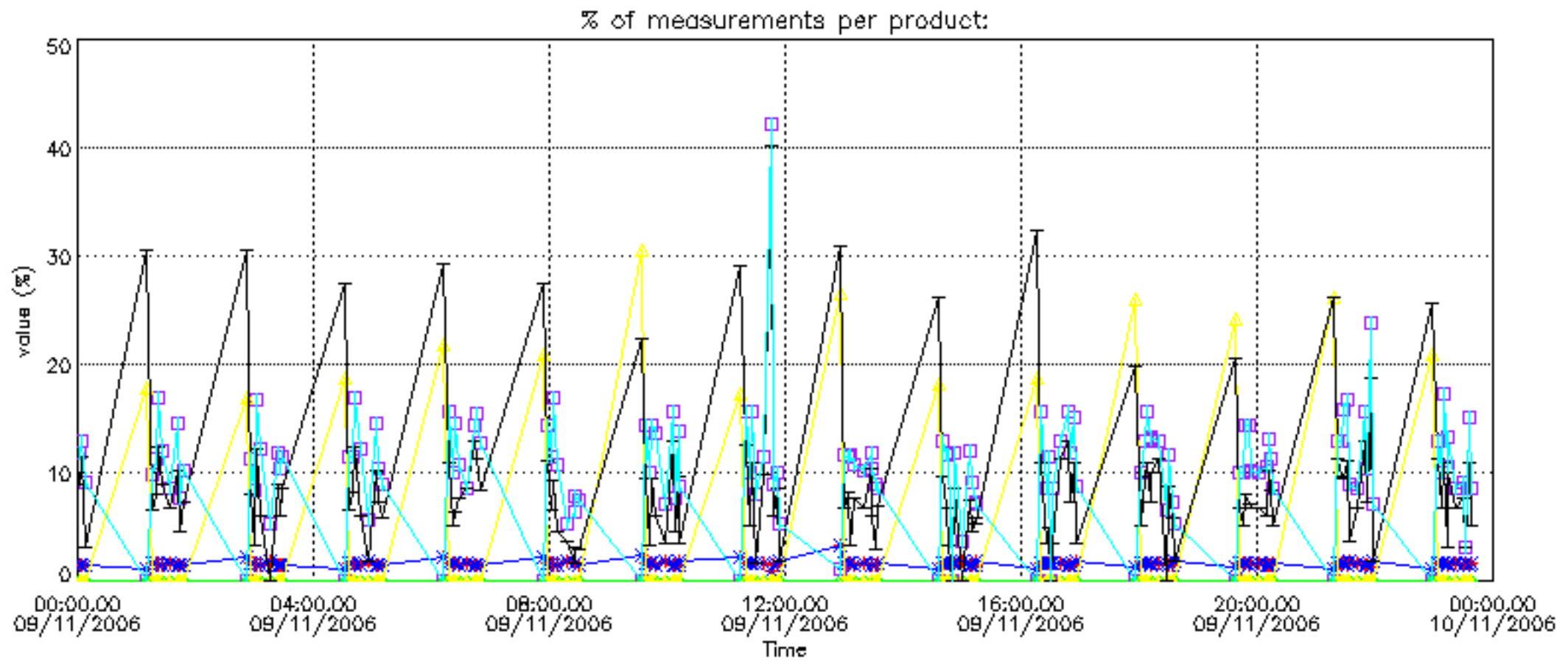


Percentage of flagged data per NO3 profile

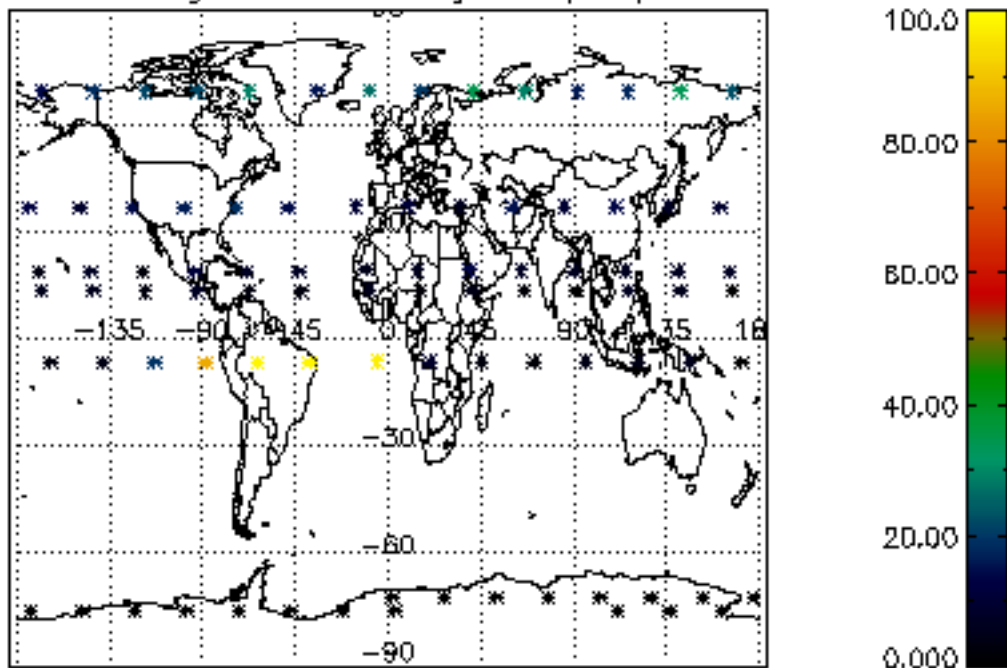




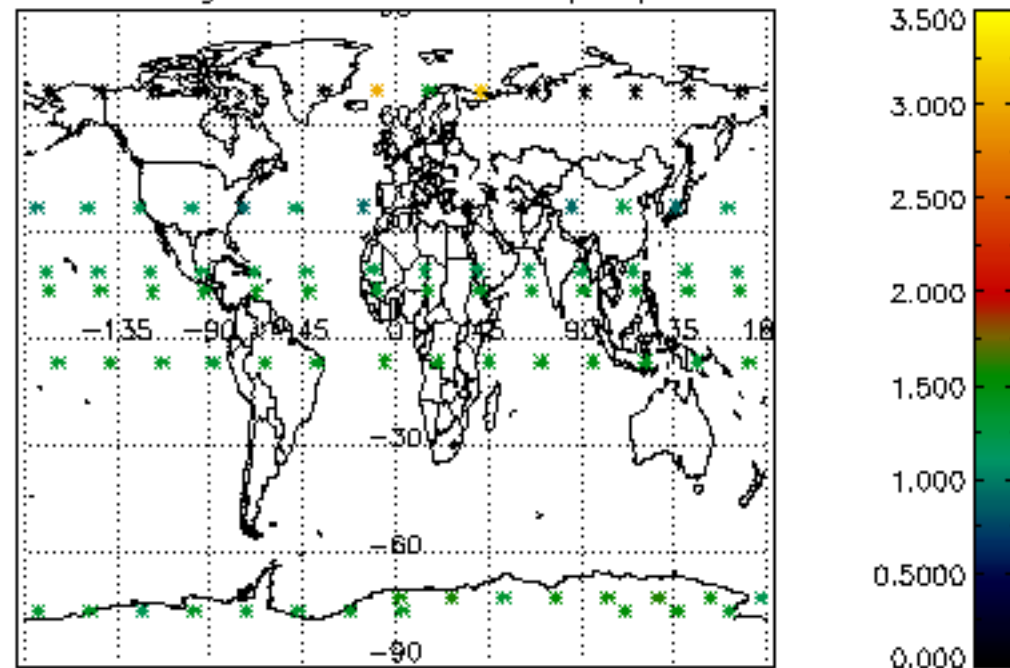




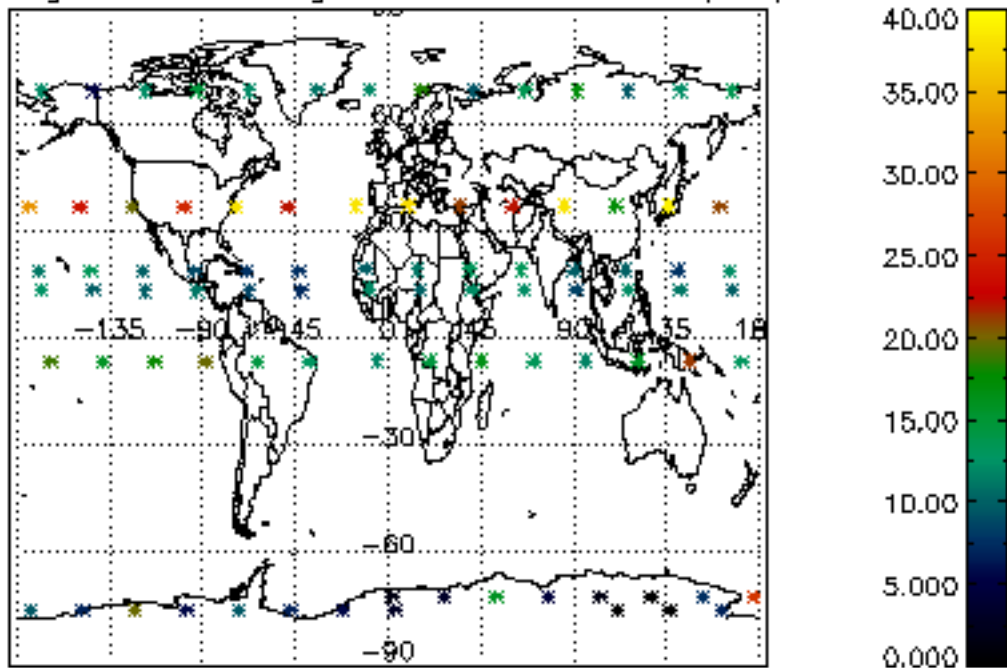
Percentage of cosmic ray hits per profile



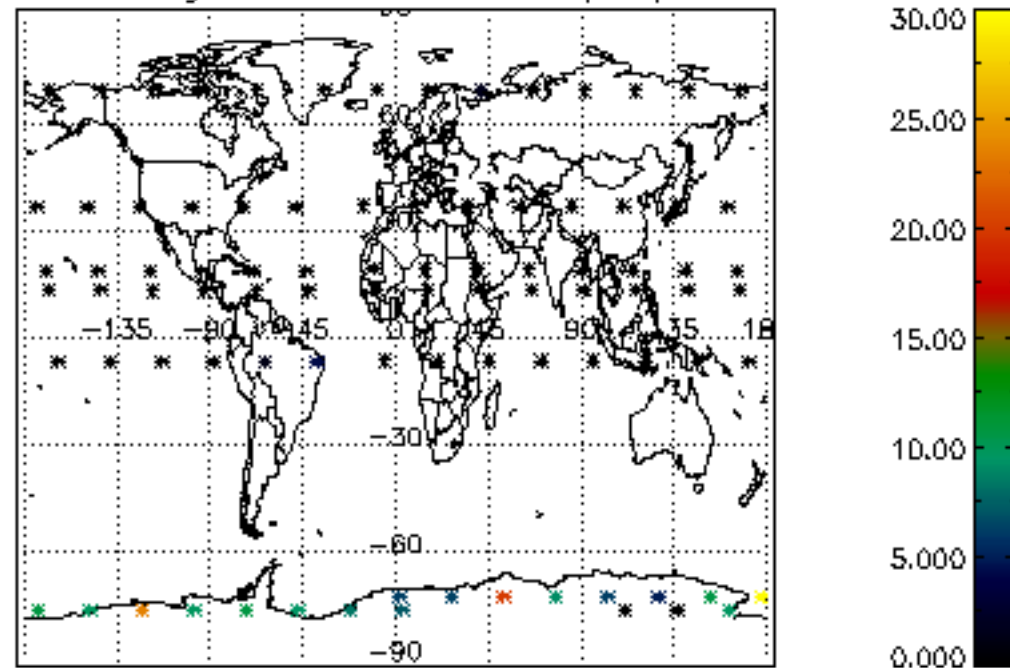
Percentage of datation errors per profile



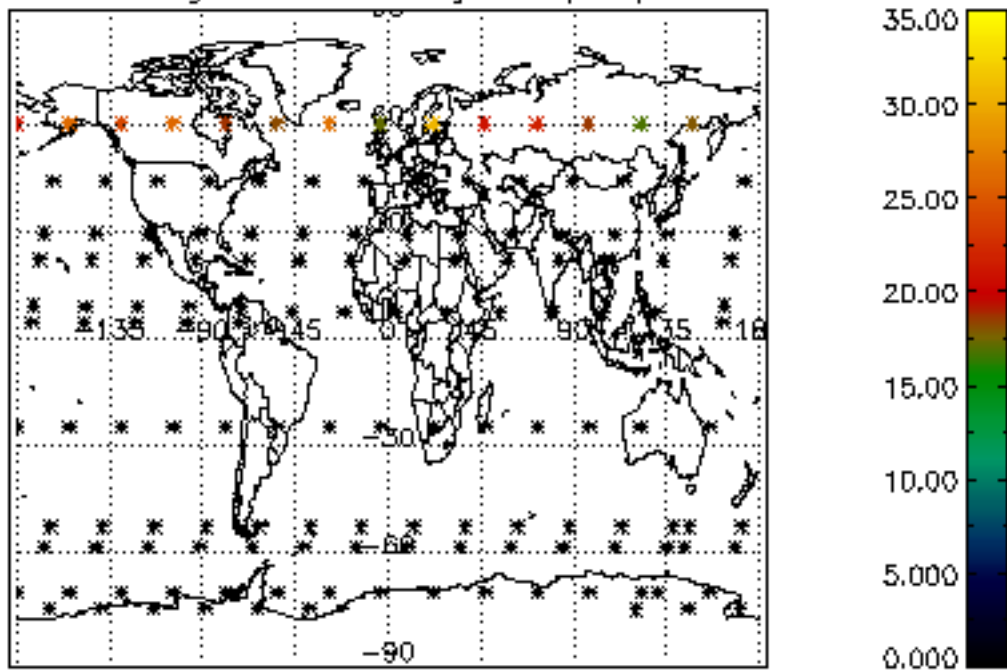
Percentage of star falling outside central band per profile



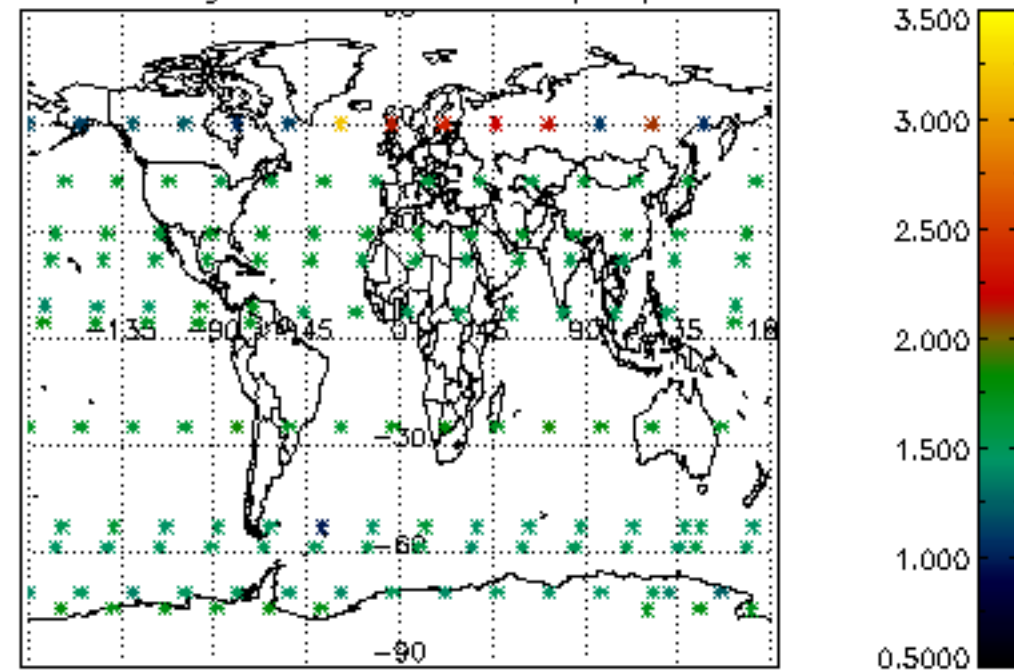
Percentage of saturation errors per profile



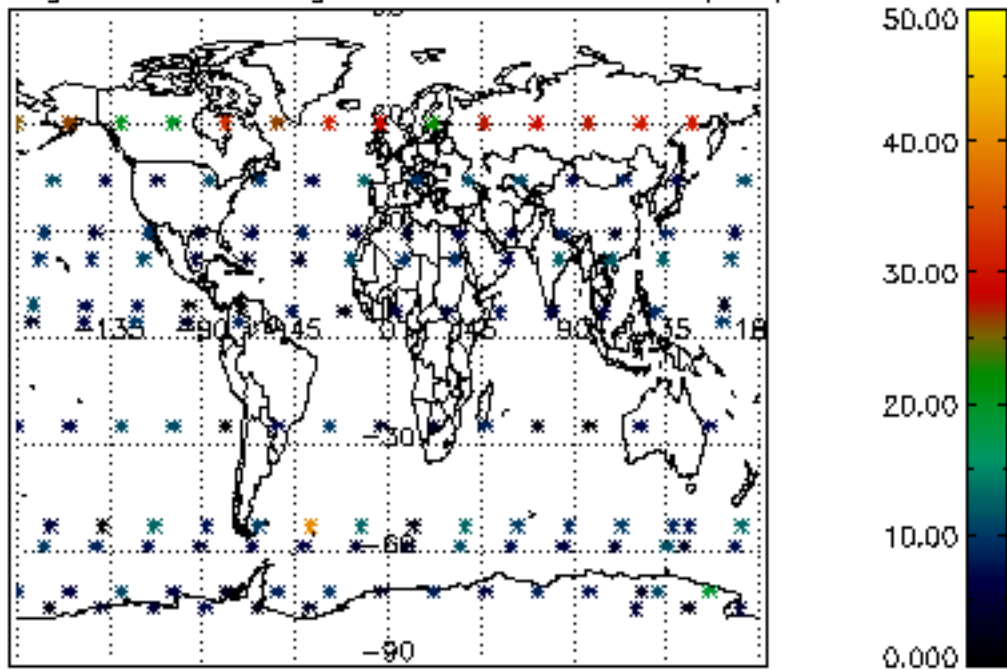
Percentage of cosmic ray hits per profile



Percentage of datation errors per profile



Percentage of star falling outside central band per profile



Percentage of saturation errors per profile

