

GOMOS Level 2 Daily Report

SUMMARY

[1. General Info](#)

[2. Summary of processed GOM_NL_2P products](#)

[3. Level 2 Quality information per product](#)

[3.1 Plot of level 2 quality information per product \(time dependant\)](#)

[3.2 Plot of level 2 quality information per product \(world map\)](#)

[4. Level 1 Quality information per product \(stored on level 2 products\)](#)

[4.1 Plot of level 1 quality information per product \(time dependant\)](#)

[4.1.1 Plot of level 1 quality information per product \(time dependant\): ASCENDING](#)

[4.1.2 Plot of level 1 quality information per product \(time dependant\): DESCENDING](#)

[4.2 Plot of level 1 quality information per product \(world map\)](#)

[4.2.1 Plot of level 1 quality information per product \(world map\): ASCENDING](#)

[4.2.2 Plot of level 1 quality information per product \(world map\): DESCENDING](#)

[5. Ozone profiles based on quality statistics and other trace gas profiles](#)

[5.1 Ozone statistics based on quality of products](#)

[5.2 Plot ozone profiles for all STD \(dark without errors\)](#)

[5.3 Plot ozone profiles where STD < 20% \(dark without errors\)](#)

[5.4. Plot ozone profiles where STD < 10% \(dark without errors\)](#)

[5.5. Plot ozone profiles where STD < 5% \(dark without errors\)](#)

[5.6 Plot NO2 profiles for all STD \(dark without errors\)](#)

[5.7 Plot NO3 profiles for all STD \(dark without errors\)](#)

[5.8 Plot H2O profiles \(only for occultations of stars 1,2,3,4,13,14,16,26,63 dark without errors\) for all STD](#)

[6. Auxiliary Data Files used for the production reported in section 2](#)

This report presents the daily analysis on parameters extracted from GOMOS level 2 data (GOM_NL__2P). It is intended to monitor some important parameters that will impact the quality of these products. A list of level 2 products (and content) that have arrived during the reporting day to the PCF is also given.

Item	Value
Time of report generation	24APR2013 05:39:46
Data source version	GOMOS/6.01
Start time of products	08-11-2006 (08NOV2006 00:00:00)
Stop time of products	09-11-2006 (09NOV2006 00:00:00)
Store outputs in DB	Yes
Nb of level 2 prods	213
Nb of prods with errors	0

2. Summary of processed GOM_NL__2P products.

Nr	Filename	UTC Start time	Limb	Duration	Star Id	Star Name	Star Mag	Star Temp	Nb Meas	Orbit	Prod. error
1	GOM_NL__2PRFIN20061108_000635_000000322052_00417_24519_3313.N1	08-NOV-2006 00:06:35	Bright	31.500	105	6Bet Ari	2.6450	8900.0	63	24519	No
2	GOM_NL__2PRFIN20061108_001048_000000312052_00417_24519_3314.N1	08-NOV-2006 00:10:48	Bright	30.500	173	4Bet Tri	3.0040	8900.0	61	24519	No
3	GOM_NL__2PRFIN20061108_001251_000000332052_00417_24519_3315.N1	08-NOV-2006 00:12:51	Bright	32.500	73	57Gam1And	2.2600	13100.	65	24519	No
4	GOM_NL__2PRFIN20061108_001703_000000342052_00417_24519_3316.N1	08-NOV-2006 00:17:03	Bright	33.500	160	23Gam Per	2.9300	4700.0	67	24519	No
5	GOM_NL__2PRFIN20061108_002554_000000282052_00417_24519_3317.N1	08-NOV-2006 00:25:54	Bright	28.000	49	1Alp UMi	1.9900	6300.0	56	24519	No
6	GOM_NL__2PRFIN20061108_003353_000000322052_00417_24519_3318.N1	08-NOV-2006 00:33:53	Bright	32.000	36	50Alp UMa	1.8000	6300.0	64	24519	No
7	GOM_NL__2PRFIN20061108_003530_000000332052_00417_24519_3319.N1	08-NOV-2006 00:35:30	Bright	33.000	82	48Bet UMa	2.3650	10600.	66	24519	No
8	GOM_NL__2PRFIN20061108_003921_000000322052_00417_24519_3320.N1	08-NOV-2006 00:39:21	Bright	32.000	174	52Psi UMa	3.0040	4400.0	64	24519	No
9	GOM_NL__2PRFIN20061108_004712_000000372052_00417_24519_3321.N1	08-NOV-2006 00:47:12	Bright	36.500	96	68Del Leo	2.5600	9300.0	73	24519	No
10	GOM_NL__2PRFIN20061108_010720_000000362052_00417_24519_3322.N1	08-NOV-2006 01:07:20	Dark	35.500	113	Mu Vel	2.6920	5000.0	71	24519	No
11	GOM_NL__2PRFIN20061108_011251_000000382052_00418_24520_3459.N1	08-NOV-2006 01:12:51	Dark	37.500	46	Del Vel	1.9540	10600.	75	24520	No
12	GOM_NL__2PRFIN20061108_011418_000000412052_00418_24520_3460.N1	08-NOV-2006 01:14:18	Dark	41.000	34	Gam2Vel	1.7930	23000.	82	24520	No
13	GOM_NL__2PRFIN20061108_011926_000000432052_00418_24520_3461.N1	08-NOV-2006 01:19:26	Dark	43.000	2	Alp Car	-0.73600	7000.0	86	24520	No
14	GOM_NL__2PRFIN20061108_012859_000000352052_00418_24520_3462.N1	08-NOV-2006 01:28:59	Straylight	34.500	157	The1Eri	2.9060	9300.0	69	24520	No
15	GOM_NL__2PRFIN20061108_014710_000000312052_00418_24520_3463.N1	08-NOV-2006 01:47:10	Bright	30.500	105	6Bet Ari	2.6450	8900.0	61	24520	No
16	GOM_NL__2PRFIN20061108_015123_000000302052_00418_24520_3464.N1	08-NOV-2006 01:51:23	Bright	30.000	173	4Bet Tri	3.0040	8900.0	60	24520	No
17	GOM_NL__2PRFIN20061108_015327_000000332052_00418_24520_3465.N1	08-NOV-2006 01:53:27	Bright	32.500	73	57Gam1And	2.2600	13100.	65	24520	No
18	GOM_NL__2PRFIN20061108_015739_000000332052_00418_24520_3466.N1	08-NOV-2006 01:57:39	Bright	33.000	160	23Gam Per	2.9300	4700.0	66	24520	No
19	GOM_NL__2PRFIN20061108_020630_000000312052_00418_24520_3467.N1	08-NOV-2006 02:06:30	Bright	30.500	49	1Alp UMi	1.9900	6300.0	61	24520	No
20	GOM_NL__2PRFIN20061108_021428_000000362052_00418_24520_3468.N1	08-NOV-2006 02:14:28	Bright	35.500	36	50Alp UMa	1.8000	6300.0	71	24520	No
21	GOM_NL__2PRFIN20061108_021606_000000332052_00418_24520_3469.N1	08-NOV-2006 02:16:06	Bright	33.000	82	48Bet UMa	2.3650	10600.	66	24520	No
22	GOM_NL__2PRFIN20061108_021957_000000342052_00418_24520_3470.N1	08-NOV-2006 02:19:57	Bright	33.500	174	52Psi UMa	3.0040	4400.0	67	24520	No
23	GOM_NL__2PRFIN20061108_022748_000000372052_00418_24520_3471.N1	08-NOV-2006 02:27:48	Bright	36.500	96	68Del Leo	2.5600	9300.0	73	24520	No
24	GOM_NL__2PRFIN20061108_024756_000000342052_00418_24520_3472.N1	08-NOV-2006 02:47:56	Dark	33.500	113	Mu Vel	2.6920	5000.0	67	24520	No
25	GOM_NL__2PRFIN20061108_025327_000000372052_00419_24521_3459.N1	08-NOV-2006 02:53:27	Dark	37.000	46	Del Vel	1.9540	10600.	74	24521	No
26	GOM_NL__2PRFIN20061108_025455_000000422052_00419_24521_3460.N1	08-NOV-2006 02:54:55	Dark	41.500	34	Gam2Vel	1.7930	23000.	83	24521	No
27	GOM_NL__2PRFIN20061108_030003_000000562052_00419_24521_3461.N1	08-NOV-2006 03:00:03	Dark	55.500	2	Alp Car	-0.73600	7000.0	111	24521	No
28	GOM_NL__2PRFIN20061108_030935_000000332052_00419_24521_3462.N1	08-NOV-2006 03:09:35	Straylight	33.000	157	The1Eri	2.9060	9300.0	66	24521	No
29	GOM_NL__2PRFIN20061108_032747_000000302052_00419_24521_3463.N1	08-NOV-2006 03:27:47	Bright	30.000	105	6Bet Ari	2.6450	8900.0	60	24521	No
30	GOM_NL__2PRFIN20061108_033159_000000322052_00419_24521_3464.N1	08-NOV-2006 03:31:59	Bright	32.000	173	4Bet Tri	3.0040	8900.0	64	24521	No
31	GOM_NL__2PRFIN20061108_033402_000000332052_00419_24521_3465.N1	08-NOV-2006 03:34:02	Bright	33.000	73	57Gam1And	2.2600	13100.	66	24521	No
32	GOM_NL__2PRFIN20061108_033814_000000332052_00419_24521_3466.N1	08-NOV-2006 03:38:14	Bright	33.000	160	23Gam Per	2.9300	4700.0	66	24521	No
33	GOM_NL__2PRFIN20061108_034706_000000302052_00419_24521_3467.N1	08-NOV-2006 03:47:06	Bright	29.500	49	1Alp UMi	1.9900	6300.0	59	24521	No
34	GOM_NL__2PRFIN20061108_035504_000000342052_00419_24521_3468.N1	08-NOV-2006 03:55:04	Bright	34.000	36	50Alp UMa	1.8000	6300.0	68	24521	No
35	GOM_NL__2PRFIN20061108_035642_000000332052_00419_24521_3469.N1	08-NOV-2006 03:56:42	Bright	32.500	82	48Bet UMa	2.3650	10600.	65	24521	No
36	GOM_NL__2PRFIN20061108_040032_000000332052_00419_24521_3470.N1	08-NOV-2006 04:00:32	Bright	32.500	174	52Psi UMa	3.0040	4400.0	65	24521	No
37	GOM_NL__2PRFIN20061108_040825_000000372052_00419_24521_3471.N1	08-NOV-2006 04:08:25	Bright	37.000	96	68Del Leo	2.5600	9300.0	74	24521	No
38	GOM_NL__2PRFIN20061108_042833_000000382052_00419_24521_3472.N1	08-NOV-2006 04:28:33	Dark	37.500	113	Mu Vel	2.6920	5000.0	75	24521	No
39	GOM_NL__2PRFIN20061108_043404_000000352052_00420_24522_3460.N1	08-NOV-2006 04:34:04	Dark	34.500	46	Del Vel	1.9540	10600.	69	24522	No
40	GOM_NL__2PRFIN20061108_043532_000000412052_00420_24522_3461.N1	08-NOV-2006 04:35:32	Dark	40.500	34	Gam2Vel	1.7930	23000.	81	24522	No
41	GOM_NL__2PRFIN20061108_044039_000000432052_00420_24522_3462.N1	08-NOV-2006 04:40:39	Dark	42.500	2	Alp Car	-0.73600	7000.0	85	24522	No
42	GOM_NL__2PRFIN20061108_045011_000000322052_00420_24522_3463.N1	08-NOV-2006 04:50:11	Straylight	31.500	157	The1Eri	2.9060	9300.0	63	24522	No

43	GOM_NL__2PRFIN20061108_050348_000000312052_00420_24522_3464.N1	08-NOV-2006 05:03:48	Twilight	31.000	94	92Alp Cet	2.5260	3100.0	62	24522	No
44	GOM_NL__2PRFIN20061108_050822_000000302052_00420_24522_3465.N1	08-NOV-2006 05:08:22	Bright	29.500	105	6Bet Ari	2.6450	8900.0	59	24522	No
45	GOM_NL__2PRFIN20061108_051235_000000312052_00420_24522_3466.N1	08-NOV-2006 05:12:35	Bright	31.000	173	4Bet Tri	3.0040	8900.0	62	24522	No
46	GOM_NL__2PRFIN20061108_051438_000000302052_00420_24522_3467.N1	08-NOV-2006 05:14:38	Bright	30.000	73	57Gam1And	2.2600	13100.	60	24522	No
47	GOM_NL__2PRFIN20061108_051850_000000332052_00420_24522_3468.N1	08-NOV-2006 05:18:50	Bright	32.500	160	23Gam Per	2.9300	4700.0	65	24522	No
48	GOM_NL__2PRFIN20061108_052742_000000312052_00420_24522_3469.N1	08-NOV-2006 05:27:42	Bright	31.000	49	1Alp UMi	1.9900	6300.0	62	24522	No
49	GOM_NL__2PRFIN20061108_053540_000000342052_00420_24522_3470.N1	08-NOV-2006 05:35:40	Bright	34.000	36	50Alp UMa	1.8000	6300.0	68	24522	No
50	GOM_NL__2PRFIN20061108_053718_000000332052_00420_24522_3471.N1	08-NOV-2006 05:37:18	Bright	33.000	82	48Bet UMa	2.3650	10600.	66	24522	No
51	GOM_NL__2PRFIN20061108_054109_000000342052_00420_24522_3472.N1	08-NOV-2006 05:41:09	Bright	34.000	174	52Psi UMa	3.0040	4400.0	68	24522	No
52	GOM_NL__2PRFIN20061108_054901_000000382052_00420_24522_3473.N1	08-NOV-2006 05:49:01	Bright	37.500	96	68Del Leo	2.5600	9300.0	75	24522	No
53	GOM_NL__2PRFIN20061108_060909_000000372052_00420_24522_3474.N1	08-NOV-2006 06:09:09	Dark	36.500	113	Mu Vel	2.6920	5000.0	73	24522	No
54	GOM_NL__2PRFIN20061108_061441_000000372052_00421_24523_3460.N1	08-NOV-2006 06:14:41	Dark	36.500	46	Del Vel	1.9540	10600.	73	24523	No
55	GOM_NL__2PRFIN20061108_061609_000000402052_00421_24523_3461.N1	08-NOV-2006 06:16:09	Dark	39.500	34	Gam2Vel	1.7930	23000.	79	24523	No
56	GOM_NL__2PRFIN20061108_062116_000000432052_00421_24523_3462.N1	08-NOV-2006 06:21:16	Dark	42.500	2	Alp Car	-0.73600	7000.0	85	24523	No
57	GOM_NL__2PRFIN20061108_063048_000000342052_00421_24523_3463.N1	08-NOV-2006 06:30:48	Straylight	33.500	157	The1Eri	2.9060	9300.0	67	24523	No
58	GOM_NL__2PRFIN20061108_064423_000000312052_00421_24523_3464.N1	08-NOV-2006 06:44:23	Twilight	31.000	94	92Alp Cet	2.5260	3100.0	62	24523	No
59	GOM_NL__2PRFIN20061108_064858_000000312052_00421_24523_3465.N1	08-NOV-2006 06:48:58	Bright	30.500	105	6Bet Ari	2.6450	8900.0	61	24523	No
60	GOM_NL__2PRFIN20061108_065310_000000302052_00421_24523_3466.N1	08-NOV-2006 06:53:10	Bright	30.000	173	4Bet Tri	3.0040	8900.0	60	24523	No
61	GOM_NL__2PRFIN20061108_065514_000000322052_00421_24523_3467.N1	08-NOV-2006 06:55:14	Bright	31.500	73	57Gam1And	2.2600	13100.	63	24523	No
62	GOM_NL__2PRFIN20061108_065925_000000332052_00421_24523_3468.N1	08-NOV-2006 06:59:25	Bright	32.500	160	23Gam Per	2.9300	4700.0	65	24523	No
63	GOM_NL__2PRFIN20061108_070818_000000292052_00421_24523_3469.N1	08-NOV-2006 07:08:18	Bright	29.000	49	1Alp UMi	1.9900	6300.0	58	24523	No
64	GOM_NL__2PRFIN20061108_071616_000000342052_00421_24523_3470.N1	08-NOV-2006 07:16:16	Bright	34.000	36	50Alp UMa	1.8000	6300.0	68	24523	No
65	GOM_NL__2PRFIN20061108_071754_000000342052_00421_24523_3471.N1	08-NOV-2006 07:17:54	Bright	33.500	82	48Bet UMa	2.3650	10600.	67	24523	No
66	GOM_NL__2PRFIN20061108_072144_000000362052_00421_24523_3472.N1	08-NOV-2006 07:21:44	Bright	35.500	174	52Psi UMa	3.0040	4400.0	71	24523	No
67	GOM_NL__2PRFIN20061108_072937_000000372052_00421_24523_3473.N1	08-NOV-2006 07:29:37	Bright	36.500	96	68Del Leo	2.5600	9300.0	73	24523	No
68	GOM_NL__2PRFIN20061108_074946_000000352052_00421_24523_3474.N1	08-NOV-2006 07:49:46	Dark	34.500	113	Mu Vel	2.6920	5000.0	69	24523	No
69	GOM_NL__2PRFIN20061108_075518_000000362052_00422_24524_3460.N1	08-NOV-2006 07:55:18	Dark	35.500	46	Del Vel	1.9540	10600.	71	24524	No
70	GOM_NL__2PRFIN20061108_075646_000000392052_00422_24524_3461.N1	08-NOV-2006 07:56:46	Dark	39.000	34	Gam2Vel	1.7930	23000.	78	24524	No
71	GOM_NL__2PRFIN20061108_080153_000000462052_00422_24524_3462.N1	08-NOV-2006 08:01:53	Dark	46.000	2	Alp Car	-0.73600	7000.0	92	24524	No
72	GOM_NL__2PRFIN20061108_081124_000000322052_00422_24524_3463.N1	08-NOV-2006 08:11:24	Straylight	32.000	157	The1Eri	2.9060	9300.0	64	24524	No
73	GOM_NL__2PRFIN20061108_082459_000000392052_00422_24524_3464.N1	08-NOV-2006 08:24:59	Twilight	39.000	94	92Alp Cet	2.5260	3100.0	78	24524	No
74	GOM_NL__2PRFIN20061108_082934_000000322052_00422_24524_3465.N1	08-NOV-2006 08:29:34	Bright	32.000	105	6Bet Ari	2.6450	8900.0	64	24524	No
75	GOM_NL__2PRFIN20061108_083346_000000302052_00422_24524_3466.N1	08-NOV-2006 08:33:46	Bright	30.000	173	4Bet Tri	3.0040	8900.0	60	24524	No
76	GOM_NL__2PRFIN20061108_083550_000000322052_00422_24524_3467.N1	08-NOV-2006 08:35:50	Bright	32.000	73	57Gam1And	2.2600	13100.	64	24524	No
77	GOM_NL__2PRFIN20061108_084001_000000332052_00422_24524_3468.N1	08-NOV-2006 08:40:01	Bright	32.500	160	23Gam Per	2.9300	4700.0	65	24524	No
78	GOM_NL__2PRFIN20061108_084854_000000282052_00422_24524_3469.N1	08-NOV-2006 08:48:54	Bright	28.000	49	1Alp UMi	1.9900	6300.0	56	24524	No
79	GOM_NL__2PRFIN20061108_085652_000000322052_00422_24524_3470.N1	08-NOV-2006 08:56:52	Bright	32.000	36	50Alp UMa	1.8000	6300.0	64	24524	No
80	GOM_NL__2PRFIN20061108_085829_000000332052_00422_24524_3471.N1	08-NOV-2006 08:58:29	Bright	32.500	82	48Bet UMa	2.3650	10600.	65	24524	No
81	GOM_NL__2PRFIN20061108_090220_000000332052_00422_24524_3472.N1	08-NOV-2006 09:02:20	Bright	33.000	174	52Psi UMa	3.0040	4400.0	66	24524	No
82	GOM_NL__2PRFIN20061108_091013_000000392052_00422_24524_3473.N1	08-NOV-2006 09:10:13	Bright	39.000	96	68Del Leo	2.5600	9300.0	78	24524	No
83	GOM_NL__2PRFIN20061108_093022_000000382052_00422_24524_3474.N1	08-NOV-2006 09:30:22	Dark	37.500	113	Mu Vel	2.6920	5000.0	75	24524	No
84	GOM_NL__2PRFIN20061108_093554_000000352052_00423_24525_3460.N1	08-NOV-2006 09:35:54	Dark	34.500	46	Del Vel	1.9540	10600.	69	24525	No
85	GOM_NL__2PRFIN20061108_093723_000000422052_00423_24525_3461.N1	08-NOV-2006 09:37:23	Dark	42.000	34	Gam2Vel	1.7930	23000.	84	24525	No
86	GOM_NL__2PRFIN20061108_094229_000000422052_00423_24525_3462.N1	08-NOV-2006 09:42:29	Dark	42.000	2	Alp Car	-0.73600	7000.0	84	24525	No
87	GOM_NL__2PRFIN20061108_095200_000000322052_00423_24525_3463.N1	08-NOV-2006 09:52:00	Straylight	32.000	157	The1Eri	2.9060	9300.0	64	24525	No
88	GOM_NL__2PRFIN20061108_100535_000000392052_00423_24525_3464.N1	08-NOV-2006 10:05:35	Twilight	39.000	94	92Alp Cet	2.5260	3100.0	78	24525	No
89	GOM_NL__2PRFIN20061108_101010_000000312052_00423_24525_3465.N1	08-NOV-2006 10:10:10	Bright	30.500	105	6Bet Ari	2.6450	8900.0	61	24525	No
90	GOM_NL__2PRFIN20061108_101422_000000302052_00423_24525_3466.N1	08-NOV-2006 10:14:22	Bright	30.000	173	4Bet Tri	3.0040	8900.0	60	24525	No
91	GOM_NL__2PRFIN20061108_101625_000000322052_00423_24525_3467.N1	08-NOV-2006 10:16:25	Bright	31.500	73	57Gam1And	2.2600	13100.	63	24525	No
92	GOM_NL__2PRFIN20061108_102036_000000342052_00423_24525_3468.N1	08-NOV-2006 10:20:36	Bright	33.500	160	23Gam Per	2.9300	4700.0	67	24525	No
93	GOM_NL__2PRFIN20061108_102930_000000312052_00423_24525_3469.N1	08-NOV-2006 10:29:30	Bright	30.500	49	1Alp UMi	1.9900	6300.0	61	24525	No
94	GOM_NL__2PRFIN20061108_103727_000000352052_00423_24525_3470.N1	08-NOV-2006 10:37:27	Bright	34.500	36	50Alp UMa	1.8000	6300.0	69	24525	No
95	GOM_NL__2PRFIN20061108_103905_000000342052_00423_24525_3471.N1	08-NOV-2006 10:39:05	Bright	33.500	82	48Bet UMa	2.3650	10600.	67	24525	No
96	GOM_NL__2PRFIN20061108_104256_000000352052_00423_24525_3472.N1	08-NOV-2006 10:42:56	Bright	34.500	174	52Psi UMa	3.0040	4400.0	69	24525	No
97	GOM_NL__2PRFIN20061108_105050_000000372052_00423_24525_3473.N1	08-NOV-2006 10:50:50	Bright	36.500	96	68Del Leo	2.5600	9300.0	73	24525	No
98	GOM_NL__2PRFIN20061108_111059_000000362052_00423_24525_3474.N1	08-NOV-2006 11:10:59	Dark	35.500	113	Mu Vel	2.6920	5000.0	71	24525	No
99	GOM_NL__2PRFIN20061108_111631_000000362052_00424_24526_3462.N1	08-NOV-2006 11:16:31	Dark	35.500	46	Del Vel	1.9540	10600.	71	24526	No
100	GOM_NL__2PRFIN20061108_111800_000000412052_00424_24526_3463.N1	08-NOV-2006 11:18:00	Dark	40.500	34	Gam2Vel	1.7930	23000.	81	24526	No
101	GOM_NL__2PRFIN20061108_112306_000000552052_00424_24526_3464.N1	08-NOV-2006 11:23:06	Dark	54.500	2	Alp Car	-0.73600	7000.0	109	24526	No

102	GOM_NL__2PRFIN20061108_113236_000000322052_00424_24526_3465.N1	08-NOV-2006 11:32:36	Straylight	32.000	157	The1Eri	2.9060	9300.0	64	24526	No
103	GOM_NL__2PRFIN20061108_114611_000000452052_00424_24526_3466.N1	08-NOV-2006 11:46:11	Tw_i_and_stray	45.000	94	92Alp Cet	2.5260	3100.0	90	24526	No
104	GOM_NL__2PRFIN20061108_115046_000000312052_00424_24526_3467.N1	08-NOV-2006 11:50:46	Bright	31.000	105	6Bet Ari	2.6450	8900.0	62	24526	No
105	GOM_NL__2PRFIN20061108_115458_000000312052_00424_24526_3468.N1	08-NOV-2006 11:54:58	Bright	31.000	173	4Bet Tri	3.0040	8900.0	62	24526	No
106	GOM_NL__2PRFIN20061108_115701_000000302052_00424_24526_3469.N1	08-NOV-2006 11:57:01	Bright	30.000	73	57Gam1And	2.2600	13100.	60	24526	No
107	GOM_NL__2PRFIN20061108_120112_000000342052_00424_24526_3470.N1	08-NOV-2006 12:01:12	Bright	34.000	160	23Gam Per	2.9300	4700.0	68	24526	No
108	GOM_NL__2PRFIN20061108_121006_000000292052_00424_24526_3471.N1	08-NOV-2006 12:10:06	Bright	28.500	49	1Alp UMi	1.9900	6300.0	57	24526	No
109	GOM_NL__2PRFIN20061108_121803_000000462052_00424_24526_3472.N1	08-NOV-2006 12:18:03	Bright	45.500	36	50Alp UMa	1.8000	6300.0	91	24526	No
110	GOM_NL__2PRFIN20061108_121941_000000342052_00424_24526_3473.N1	08-NOV-2006 12:19:41	Bright	34.000	82	48Bet UMa	2.3650	10600.	68	24526	No
111	GOM_NL__2PRFIN20061108_122332_000000342052_00424_24526_3474.N1	08-NOV-2006 12:23:32	Bright	34.000	174	52Psi UMa	3.0040	4400.0	68	24526	No
112	GOM_NL__2PRFIN20061108_123126_000000352052_00424_24526_3475.N1	08-NOV-2006 12:31:26	Bright	35.000	96	68Del Leo	2.5600	9300.0	70	24526	No
113	GOM_NL__2PRFIN20061108_125135_000000392052_00424_24526_3476.N1	08-NOV-2006 12:51:35	Dark	38.500	113	Mu Vel	2.6920	5000.0	77	24526	No
114	GOM_NL__2PRFIN20061108_125707_000000382052_00425_24527_3462.N1	08-NOV-2006 12:57:07	Dark	38.000	46	Del Vel	1.9540	10600.	76	24527	No
115	GOM_NL__2PRFIN20061108_125836_000000412052_00425_24527_3463.N1	08-NOV-2006 12:58:36	Dark	40.500	34	Gam2Vel	1.7930	23000.	81	24527	No
116	GOM_NL__2PRFIN20061108_130342_000000412052_00425_24527_3464.N1	08-NOV-2006 13:03:42	Dark	40.500	2	Alp Car	-0.73600	7000.0	81	24527	No
117	GOM_NL__2PRFIN20061108_131312_000000332052_00425_24527_3465.N1	08-NOV-2006 13:13:12	Straylight	32.500	157	The1Eri	2.9060	9300.0	65	24527	No
118	GOM_NL__2PRFIN20061108_132646_000000422052_00425_24527_3466.N1	08-NOV-2006 13:26:46	Tw_i_and_stray	41.500	94	92Alp Cet	2.5260	3100.0	83	24527	No
119	GOM_NL__2PRFIN20061108_133121_000000332052_00425_24527_3467.N1	08-NOV-2006 13:31:21	Bright	32.500	105	6Bet Ari	2.6450	8900.0	65	24527	No
120	GOM_NL__2PRFIN20061108_133533_000000312052_00425_24527_3468.N1	08-NOV-2006 13:35:33	Bright	31.000	173	4Bet Tri	3.0040	8900.0	62	24527	No
121	GOM_NL__2PRFIN20061108_133737_000000322052_00425_24527_3469.N1	08-NOV-2006 13:37:37	Bright	32.000	73	57Gam1And	2.2600	13100.	64	24527	No
122	GOM_NL__2PRFIN20061108_134147_000000312052_00425_24527_3470.N1	08-NOV-2006 13:41:47	Bright	31.000	160	23Gam Per	2.9300	4700.0	62	24527	No
123	GOM_NL__2PRFIN20061108_135041_000000292052_00425_24527_3471.N1	08-NOV-2006 13:50:41	Bright	28.500	49	1Alp UMi	1.9900	6300.0	57	24527	No
124	GOM_NL__2PRFIN20061108_135839_000000512052_00425_24527_3472.N1	08-NOV-2006 13:58:39	Bright	51.000	36	50Alp UMa	1.8000	6300.0	102	24527	No
125	GOM_NL__2PRFIN20061108_140017_000000342052_00425_24527_3473.N1	08-NOV-2006 14:00:17	Bright	33.500	82	48Bet UMa	2.3650	10600.	67	24527	No
126	GOM_NL__2PRFIN20061108_140408_000000362052_00425_24527_3474.N1	08-NOV-2006 14:04:08	Bright	36.000	174	52Psi UMa	3.0040	4400.0	72	24527	No
127	GOM_NL__2PRFIN20061108_141202_000000372052_00425_24527_3475.N1	08-NOV-2006 14:12:02	Bright	36.500	96	68Del Leo	2.5600	9300.0	73	24527	No
128	GOM_NL__2PRFIN20061108_143211_000000352052_00425_24527_3476.N1	08-NOV-2006 14:32:11	Dark	35.000	113	Mu Vel	2.6920	5000.0	70	24527	No
129	GOM_NL__2PRFIN20061108_143744_000000372052_00426_24528_3462.N1	08-NOV-2006 14:37:44	Dark	37.000	46	Del Vel	1.9540	10600.	74	24528	No
130	GOM_NL__2PRFIN20061108_143913_000000422052_00426_24528_3463.N1	08-NOV-2006 14:39:13	Dark	42.000	34	Gam2Vel	1.7930	23000.	84	24528	No
131	GOM_NL__2PRFIN20061108_144419_000000422052_00426_24528_3464.N1	08-NOV-2006 14:44:19	Dark	42.000	2	Alp Car	-0.73600	7000.0	84	24528	No
132	GOM_NL__2PRFIN20061108_145349_000000342052_00426_24528_3465.N1	08-NOV-2006 14:53:49	Straylight	33.500	157	The1Eri	2.9060	9300.0	67	24528	No
133	GOM_NL__2PRFIN20061108_150722_000000512052_00426_24528_3466.N1	08-NOV-2006 15:07:22	Tw_i_and_stray	51.000	94	92Alp Cet	2.5260	3100.0	102	24528	No
134	GOM_NL__2PRFIN20061108_151157_000000332052_00426_24528_3467.N1	08-NOV-2006 15:11:57	Bright	32.500	105	6Bet Ari	2.6450	8900.0	65	24528	No
135	GOM_NL__2PRFIN20061108_151609_000000312052_00426_24528_3468.N1	08-NOV-2006 15:16:09	Bright	31.000	173	4Bet Tri	3.0040	8900.0	62	24528	No
136	GOM_NL__2PRFIN20061108_151813_000000312052_00426_24528_3469.N1	08-NOV-2006 15:18:13	Bright	30.500	73	57Gam1And	2.2600	13100.	61	24528	No
137	GOM_NL__2PRFIN20061108_152223_000000332052_00426_24528_3470.N1	08-NOV-2006 15:22:23	Bright	32.500	160	23Gam Per	2.9300	4700.0	65	24528	No
138	GOM_NL__2PRFIN20061108_153118_000000292052_00426_24528_3471.N1	08-NOV-2006 15:31:18	Bright	28.500	49	1Alp UMi	1.9900	6300.0	57	24528	No
139	GOM_NL__2PRFIN20061108_153915_000000332052_00426_24528_3472.N1	08-NOV-2006 15:39:15	Bright	32.500	36	50Alp UMa	1.8000	6300.0	65	24528	No
140	GOM_NL__2PRFIN20061108_154052_000000342052_00426_24528_3473.N1	08-NOV-2006 15:40:52	Bright	34.000	82	48Bet UMa	2.3650	10600.	68	24528	No
141	GOM_NL__2PRFIN20061108_154444_000000342052_00426_24528_3474.N1	08-NOV-2006 15:44:44	Bright	34.000	174	52Psi UMa	3.0040	4400.0	68	24528	No
142	GOM_NL__2PRFIN20061108_155239_000000532052_00426_24528_3475.N1	08-NOV-2006 15:52:39	Bright	52.500	96	68Del Leo	2.5600	9300.0	105	24528	No
143	GOM_NL__2PRFIN20061108_161248_000000342052_00426_24528_3476.N1	08-NOV-2006 16:12:48	Dark	34.000	113	Mu Vel	2.6920	5000.0	68	24528	No
144	GOM_NL__2PRFIN20061108_161821_000000362052_00427_24529_3462.N1	08-NOV-2006 16:18:21	Dark	35.500	46	Del Vel	1.9540	10600.	71	24529	No
145	GOM_NL__2PRFIN20061108_161950_000000422052_00427_24529_3463.N1	08-NOV-2006 16:19:50	Dark	41.500	34	Gam2Vel	1.7930	23000.	83	24529	No
146	GOM_NL__2PRFIN20061108_162456_000000502052_00427_24529_3464.N1	08-NOV-2006 16:24:56	Dark	49.500	2	Alp Car	-0.73600	7000.0	99	24529	No
147	GOM_NL__2PRFIN20061108_163425_000000342052_00427_24529_3465.N1	08-NOV-2006 16:34:25	Straylight	34.000	157	The1Eri	2.9060	9300.0	68	24529	No
148	GOM_NL__2PRFIN20061108_164758_000000472052_00427_24529_3466.N1	08-NOV-2006 16:47:58	Tw_i_and_stray	46.500	94	92Alp Cet	2.5260	3100.0	93	24529	No
149	GOM_NL__2PRFIN20061108_165233_000000312052_00427_24529_3467.N1	08-NOV-2006 16:52:33	Bright	31.000	105	6Bet Ari	2.6450	8900.0	62	24529	No
150	GOM_NL__2PRFIN20061108_165645_000000302052_00427_24529_3468.N1	08-NOV-2006 16:56:45	Bright	30.000	173	4Bet Tri	3.0040	8900.0	60	24529	No
151	GOM_NL__2PRFIN20061108_165849_000000312052_00427_24529_3469.N1	08-NOV-2006 16:58:49	Bright	30.500	73	57Gam1And	2.2600	13100.	61	24529	No
152	GOM_NL__2PRFIN20061108_170259_000000332052_00427_24529_3470.N1	08-NOV-2006 17:02:59	Bright	32.500	160	23Gam Per	2.9300	4700.0	65	24529	No
153	GOM_NL__2PRFIN20061108_171154_000000312052_00427_24529_3471.N1	08-NOV-2006 17:11:54	Bright	30.500	49	1Alp UMi	1.9900	6300.0	61	24529	No
154	GOM_NL__2PRFIN20061108_171950_000000342052_00427_24529_3472.N1	08-NOV-2006 17:19:50	Bright	34.000	36	50Alp UMa	1.8000	6300.0	68	24529	No
155	GOM_NL__2PRFIN20061108_172128_000000322052_00427_24529_3473.N1	08-NOV-2006 17:21:28	Bright	32.000	82	48Bet UMa	2.3650	10600.	64	24529	No
156	GOM_NL__2PRFIN20061108_172520_000000352052_00427_24529_3474.N1	08-NOV-2006 17:25:20	Bright	34.500	174	52Psi UMa	3.0040	4400.0	69	24529	No
157	GOM_NL__2PRFIN20061108_173315_000000452052_00427_24529_3475.N1	08-NOV-2006 17:33:15	Bright	44.500	96	68Del Leo	2.5600	9300.0	89	24529	No
158	GOM_NL__2PRFIN20061108_175324_000000372052_00427_24529_3476.N1	08-NOV-2006 17:53:24	Dark	36.500	113	Mu Vel	2.6920	5000.0	73	24529	No
159	GOM_NL__2PRFIN20061108_175857_000000372052_00428_24530_3462.N1	08-NOV-2006 17:58:57	Dark	36.500	46	Del Vel	1.9540	10600.	73	24530	No
160	GOM_NL__2PRFIN20061108_180027_000000412052_00428_24530_3463.N1	08-NOV-2006 18:00:27	Dark	41.000	34	Gam2Vel	1.7930	23000.	82	24530	No

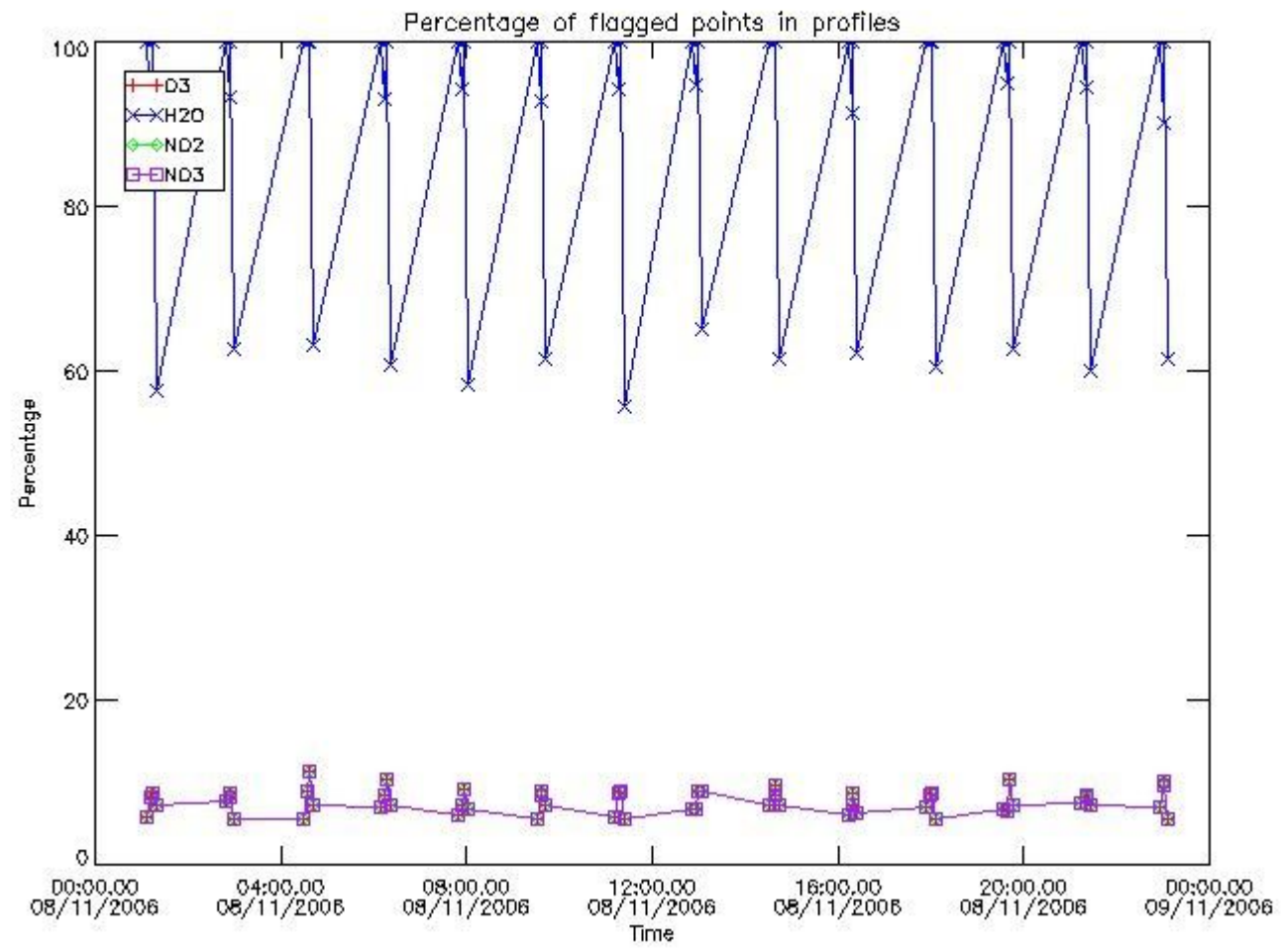
161	GOM_NL__2PRFIN20061108_180533_000000552052_00428_24530_3464.N1	08-NOV-2006 18:05:33	Dark	54.500	2	Alp Car	-0.73600	7000.0	109	24530	No
162	GOM_NL__2PRFIN20061108_181501_000000352052_00428_24530_3465.N1	08-NOV-2006 18:15:01	Straylight	35.000	157	The1Eri	2.9060	9300.0	70	24530	No
163	GOM_NL__2PRFIN20061108_182834_000000452052_00428_24530_3466.N1	08-NOV-2006 18:28:34	Tw_i_and_stray	44.500	94	92Alp Cet	2.5260	3100.0	89	24530	No
164	GOM_NL__2PRFIN20061108_183309_000000322052_00428_24530_3467.N1	08-NOV-2006 18:33:09	Bright	31.500	105	6Bet Ari	2.6450	8900.0	63	24530	No
165	GOM_NL__2PRFIN20061108_183721_000000302052_00428_24530_3468.N1	08-NOV-2006 18:37:21	Bright	30.000	173	4Bet Tri	3.0040	8900.0	60	24530	No
166	GOM_NL__2PRFIN20061108_183924_000000322052_00428_24530_3469.N1	08-NOV-2006 18:39:24	Bright	31.500	73	57Gam1And	2.2600	13100.	63	24530	No
167	GOM_NL__2PRFIN20061108_184334_000000342052_00428_24530_3470.N1	08-NOV-2006 18:43:34	Bright	33.500	160	23Gam Per	2.9300	4700.0	67	24530	No
168	GOM_NL__2PRFIN20061108_185229_000000302052_00428_24530_3471.N1	08-NOV-2006 18:52:29	Bright	29.500	49	1Alp UMi	1.9900	6300.0	59	24530	No
169	GOM_NL__2PRFIN20061108_190026_000000352052_00428_24530_3472.N1	08-NOV-2006 19:00:26	Bright	35.000	36	50Alp UMa	1.8000	6300.0	70	24530	No
170	GOM_NL__2PRFIN20061108_190204_000000352052_00428_24530_3473.N1	08-NOV-2006 19:02:04	Bright	34.500	82	48Bet UMa	2.3650	10600.	69	24530	No
171	GOM_NL__2PRFIN20061108_190556_000000332052_00428_24530_3474.N1	08-NOV-2006 19:05:56	Bright	32.500	174	52Psi UMa	3.0040	4400.0	65	24530	No
172	GOM_NL__2PRFIN20061108_191351_000000382052_00428_24530_3475.N1	08-NOV-2006 19:13:51	Bright	38.000	96	68Del Leo	2.5600	9300.0	76	24530	No
173	GOM_NL__2PRFIN20061108_193401_000000382052_00428_24530_3476.N1	08-NOV-2006 19:34:01	Dark	38.000	113	Mu Vel	2.6920	5000.0	76	24530	No
174	GOM_NL__2PRFIN20061108_193934_000000402052_00429_24531_3462.N1	08-NOV-2006 19:39:34	Dark	40.000	46	Del Vel	1.9540	10600.	80	24531	No
175	GOM_NL__2PRFIN20061108_194104_000000402052_00429_24531_3463.N1	08-NOV-2006 19:41:04	Dark	39.500	34	Gam2Vel	1.7930	23000.	79	24531	No
176	GOM_NL__2PRFIN20061108_194609_000000422052_00429_24531_3464.N1	08-NOV-2006 19:46:09	Dark	41.500	2	Alp Car	-0.73600	7000.0	83	24531	No
177	GOM_NL__2PRFIN20061108_195537_000000332052_00429_24531_3465.N1	08-NOV-2006 19:55:37	Straylight	33.000	157	The1Eri	2.9060	9300.0	66	24531	No
178	GOM_NL__2PRFIN20061108_200909_000000442052_00429_24531_3466.N1	08-NOV-2006 20:09:09	Tw_i_and_stray	43.500	94	92Alp Cet	2.5260	3100.0	87	24531	No
179	GOM_NL__2PRFIN20061108_201345_000000322052_00429_24531_3467.N1	08-NOV-2006 20:13:45	Bright	32.000	105	6Bet Ari	2.6450	8900.0	64	24531	No
180	GOM_NL__2PRFIN20061108_201757_000000302052_00429_24531_3468.N1	08-NOV-2006 20:17:57	Bright	30.000	173	4Bet Tri	3.0040	8900.0	60	24531	No
181	GOM_NL__2PRFIN20061108_202000_000000312052_00429_24531_3469.N1	08-NOV-2006 20:20:00	Bright	30.500	73	57Gam1And	2.2600	13100.	61	24531	No
182	GOM_NL__2PRFIN20061108_202410_000000332052_00429_24531_3470.N1	08-NOV-2006 20:24:10	Bright	32.500	160	23Gam Per	2.9300	4700.0	65	24531	No
183	GOM_NL__2PRFIN20061108_203305_000000312052_00429_24531_3471.N1	08-NOV-2006 20:33:05	Bright	31.000	49	1Alp UMi	1.9900	6300.0	62	24531	No
184	GOM_NL__2PRFIN20061108_204102_000000342052_00429_24531_3472.N1	08-NOV-2006 20:41:02	Bright	34.000	36	50Alp UMa	1.8000	6300.0	68	24531	No
185	GOM_NL__2PRFIN20061108_204240_000000332052_00429_24531_3473.N1	08-NOV-2006 20:42:40	Bright	33.000	82	48Bet UMa	2.3650	10600.	66	24531	No
186	GOM_NL__2PRFIN20061108_204631_000000352052_00429_24531_3474.N1	08-NOV-2006 20:46:31	Bright	35.000	174	52Psi UMa	3.0040	4400.0	70	24531	No
187	GOM_NL__2PRFIN20061108_205427_000000552052_00429_24531_3475.N1	08-NOV-2006 20:54:27	Bright	55.000	96	68Del Leo	2.5600	9300.0	110	24531	No
188	GOM_NL__2PRFIN20061108_211437_000000352052_00429_24531_3476.N1	08-NOV-2006 21:14:37	Dark	34.500	113	Mu Vel	2.6920	5000.0	69	24531	No
189	GOM_NL__2PRFIN20061108_212011_000000372052_00430_24532_3462.N1	08-NOV-2006 21:20:11	Dark	37.000	46	Del Vel	1.9540	10600.	74	24532	No
190	GOM_NL__2PRFIN20061108_212141_000000432052_00430_24532_3463.N1	08-NOV-2006 21:21:41	Dark	42.500	34	Gam2Vel	1.7930	23000.	85	24532	No
191	GOM_NL__2PRFIN20061108_212646_000000432052_00430_24532_3464.N1	08-NOV-2006 21:26:46	Dark	42.500	2	Alp Car	-0.73600	7000.0	85	24532	No
192	GOM_NL__2PRFIN20061108_213613_000000352052_00430_24532_3465.N1	08-NOV-2006 21:36:13	Straylight	34.500	157	The1Eri	2.9060	9300.0	69	24532	No
193	GOM_NL__2PRFIN20061108_214945_000000432052_00430_24532_3466.N1	08-NOV-2006 21:49:45	Tw_i_and_stray	42.500	94	92Alp Cet	2.5260	3100.0	85	24532	No
194	GOM_NL__2PRFIN20061108_215421_000000322052_00430_24532_3467.N1	08-NOV-2006 21:54:21	Bright	31.500	105	6Bet Ari	2.6450	8900.0	63	24532	No
195	GOM_NL__2PRFIN20061108_215832_000000302052_00430_24532_3468.N1	08-NOV-2006 21:58:32	Bright	29.500	173	4Bet Tri	3.0040	8900.0	59	24532	No
196	GOM_NL__2PRFIN20061108_220036_000000332052_00430_24532_3469.N1	08-NOV-2006 22:00:36	Bright	32.500	73	57Gam1And	2.2600	13100.	65	24532	No
197	GOM_NL__2PRFIN20061108_220445_000000342052_00430_24532_3470.N1	08-NOV-2006 22:04:45	Bright	34.000	160	23Gam Per	2.9300	4700.0	68	24532	No
198	GOM_NL__2PRFIN20061108_221341_000000312052_00430_24532_3471.N1	08-NOV-2006 22:13:41	Bright	30.500	49	1Alp UMi	1.9900	6300.0	61	24532	No
199	GOM_NL__2PRFIN20061108_222138_000000322052_00430_24532_3472.N1	08-NOV-2006 22:21:38	Bright	31.500	36	50Alp UMa	1.8000	6300.0	63	24532	No
200	GOM_NL__2PRFIN20061108_222316_000000332052_00430_24532_3473.N1	08-NOV-2006 22:23:16	Bright	32.500	82	48Bet UMa	2.3650	10600.	65	24532	No
201	GOM_NL__2PRFIN20061108_222707_000000362052_00430_24532_3474.N1	08-NOV-2006 22:27:07	Bright	35.500	174	52Psi UMa	3.0040	4400.0	71	24532	No
202	GOM_NL__2PRFIN20061108_223503_000000352052_00430_24532_3475.N1	08-NOV-2006 22:35:03	Bright	35.000	96	68Del Leo	2.5600	9300.0	70	24532	No
203	GOM_NL__2PRFIN20061108_225513_000000372052_00430_24532_3476.N1	08-NOV-2006 22:55:13	Dark	37.000	113	Mu Vel	2.6920	5000.0	74	24532	No
204	GOM_NL__2PRFIN20061108_230047_000000362052_00431_24533_3462.N1	08-NOV-2006 23:00:47	Dark	35.500	46	Del Vel	1.9540	10600.	71	24533	No
205	GOM_NL__2PRFIN20061108_230218_000000422052_00431_24533_3463.N1	08-NOV-2006 23:02:18	Dark	42.000	34	Gam2Vel	1.7930	23000.	84	24533	No
206	GOM_NL__2PRFIN20061108_230722_000000552052_00431_24533_3464.N1	08-NOV-2006 23:07:22	Dark	55.000	2	Alp Car	-0.73600	7000.0	110	24533	No
207	GOM_NL__2PRFIN20061108_231649_000000332052_00431_24533_3465.N1	08-NOV-2006 23:16:49	Straylight	33.000	157	The1Eri	2.9060	9300.0	66	24533	No
208	GOM_NL__2PRFIN20061108_233021_000000412052_00431_24533_3466.N1	08-NOV-2006 23:30:21	Tw_i_and_stray	40.500	94	92Alp Cet	2.5260	3100.0	81	24533	No
209	GOM_NL__2PRFIN20061108_233457_000000302052_00431_24533_3467.N1	08-NOV-2006 23:34:57	Bright	30.000	105	6Bet Ari	2.6450	8900.0	60	24533	No
210	GOM_NL__2PRFIN20061108_233908_000000302052_00431_24533_3468.N1	08-NOV-2006 23:39:08	Bright	30.000	173	4Bet Tri	3.0040	8900.0	60	24533	No
211	GOM_NL__2PRFIN20061108_234111_000000322052_00431_24533_3469.N1	08-NOV-2006 23:41:11	Bright	31.500	73	57Gam1And	2.2600	13100.	63	24533	No
212	GOM_NL__2PRFIN20061108_234520_000000322052_00431_24533_3470.N1	08-NOV-2006 23:45:20	Bright	32.000	160	23Gam Per	2.9300	4700.0	64	24533	No
213	GOM_NL__2PRFIN20061108_235417_000000302052_00431_24533_3471.N1	08-NOV-2006 23:54:17	Bright	29.500	49	1Alp UMi	1.9900	6300.0	59	24533	No

3. Quality information per product

In this section it is plotted some information contained in the Quality Summary data set of the level 2 products. Only products in dark limb conditions and without errors (error flag in


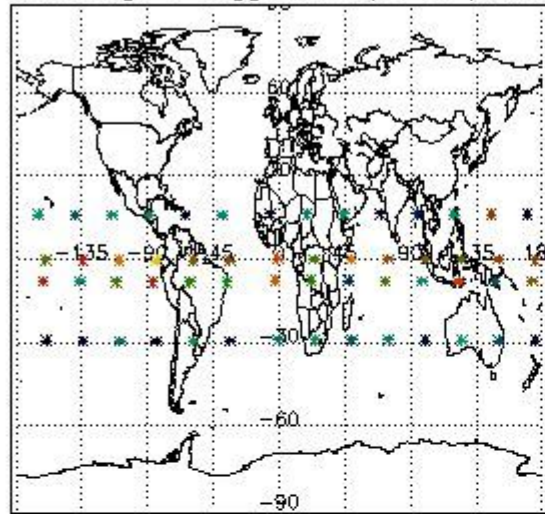
the MPH set to "0") are used.

3.1 Plot quality information per product (time dependant)

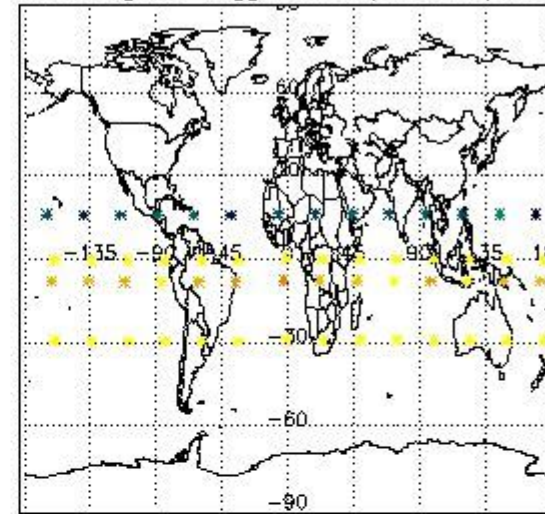


3.2 Plot quality information per product (world map)

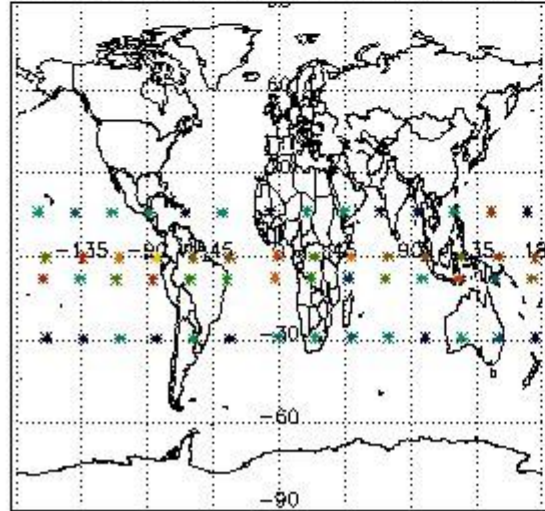
Percentage of flagged data per O3 profile



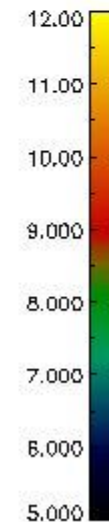
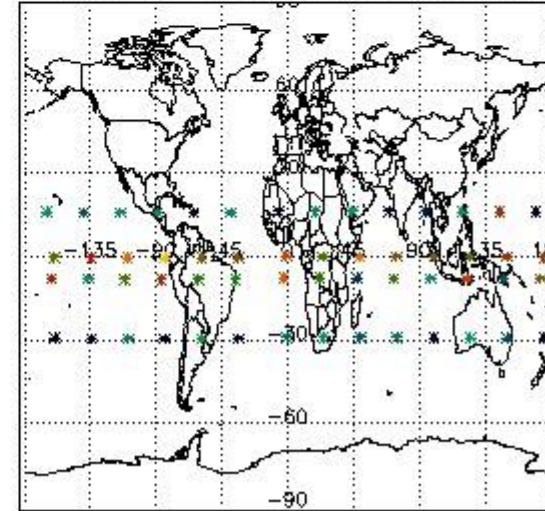
Percentage of flagged data per H2O profile



Percentage of flagged data per NO2 profile



Percentage of flagged data per NO3 profile

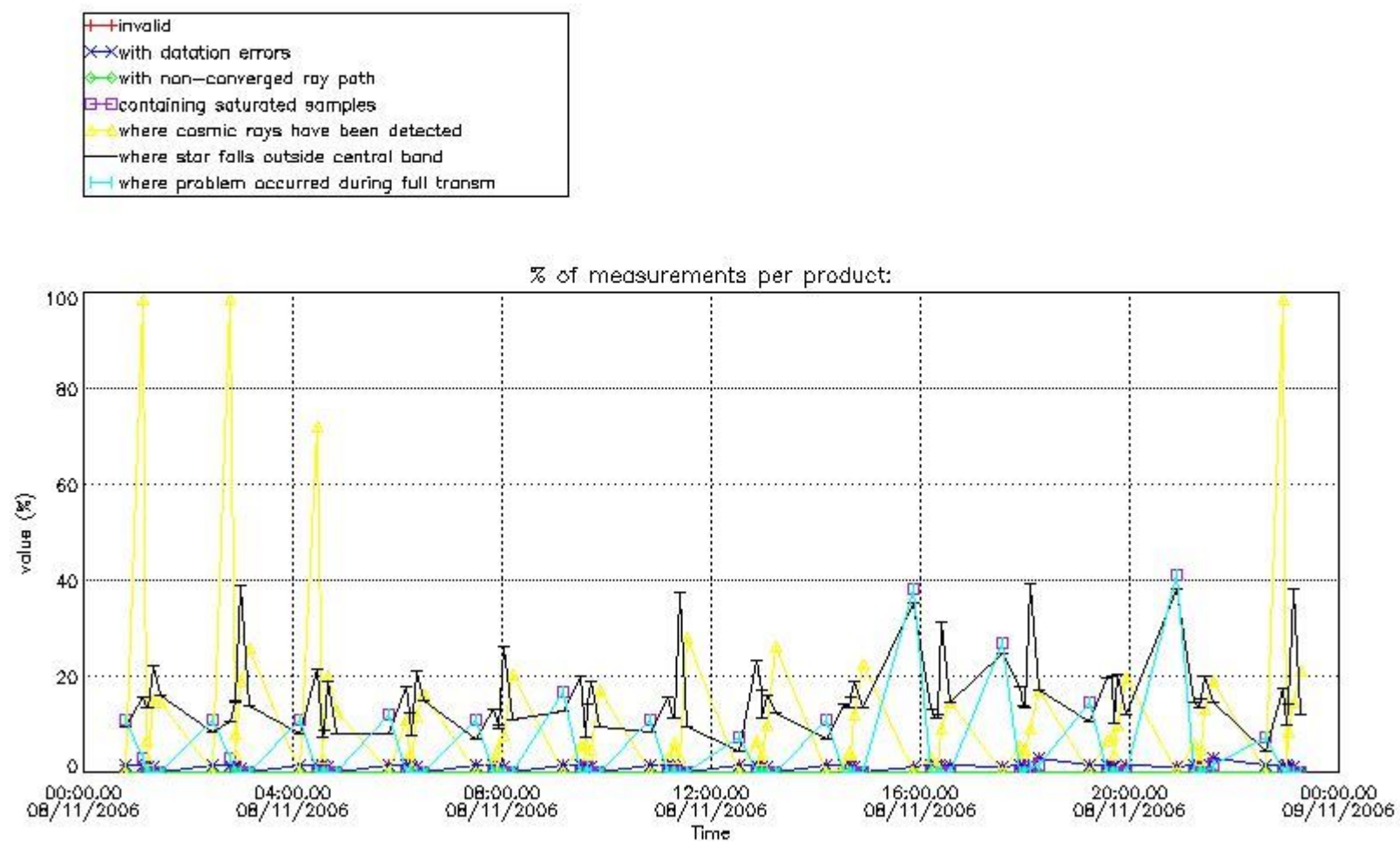


4. Level 1 quality information per product

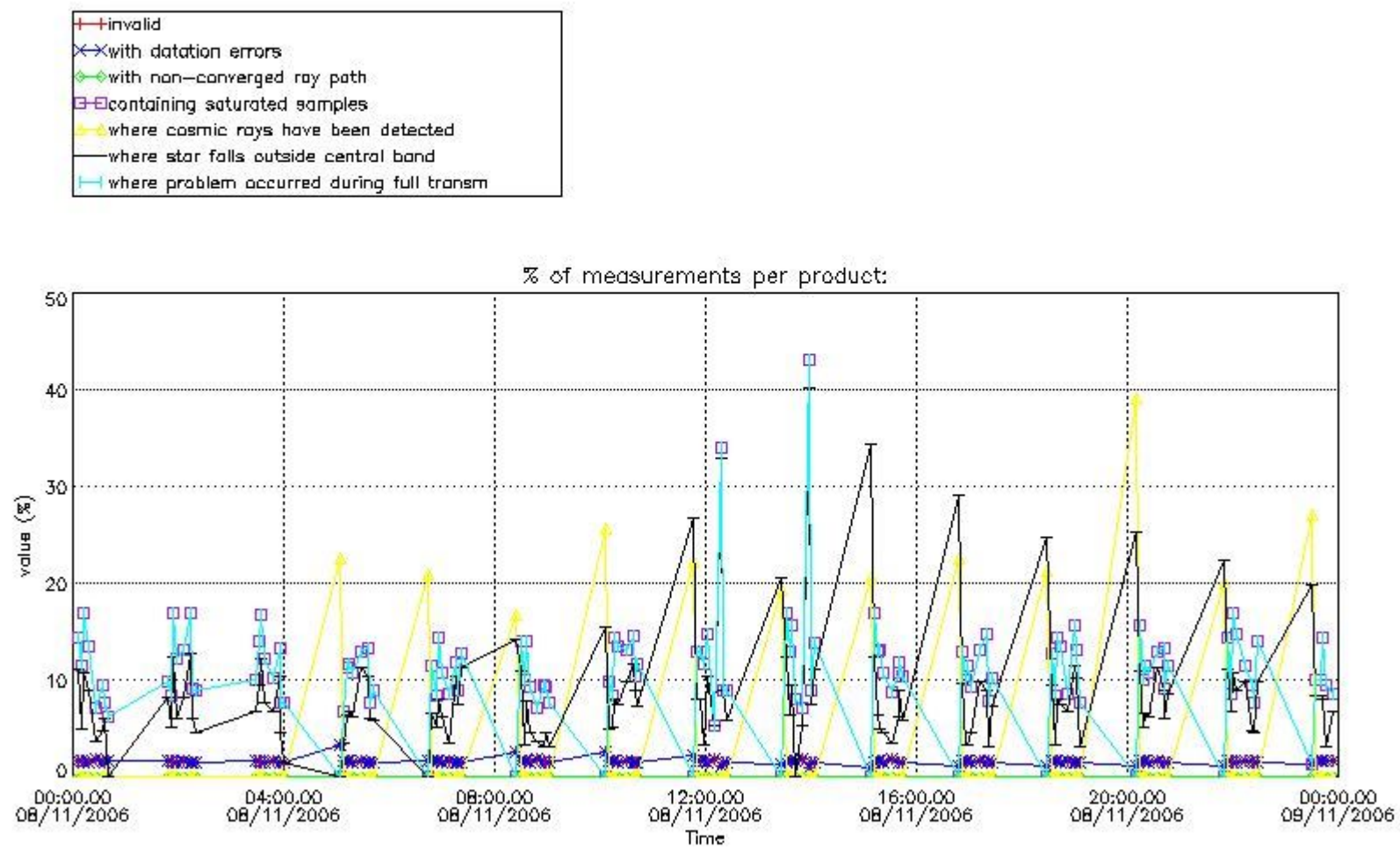
In this section it is plotted some information contained in the Quality Summary data set of the level 2 products that comes from the level 1b processing. Products without errors (error flag in the MPH set to "0") are used.

4.1 Plot quality information per product (time dependant) coming from level 1b processing

4.1.1 Plot level 1 quality information per product (time dependant): ENVISAT ASCENDING passes



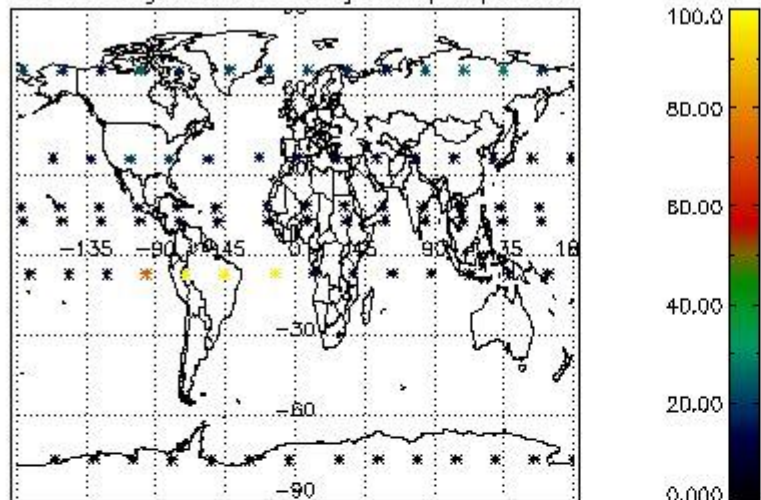
4.1.2 Plot level 1 quality information per product (time dependant): ENVI SAT DESCENDING passes



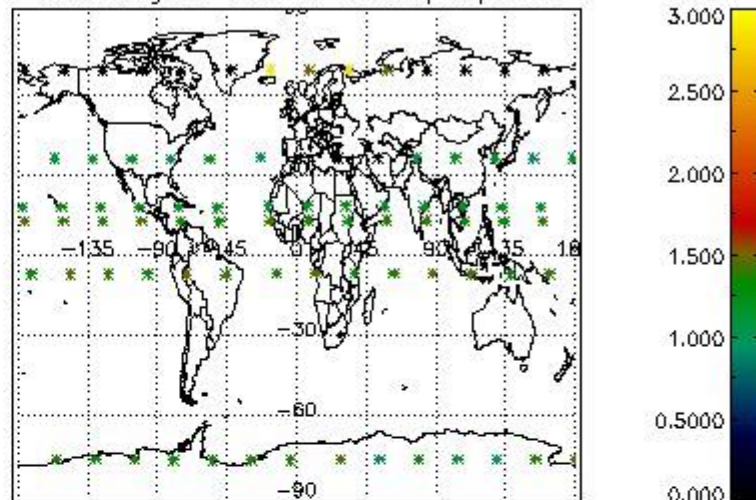
4.2 Plot quality information per product coming from level 1b processing (world map)

4.2.1 Plot level 1 quality information per product (world map): ENVISAT ASCENDING passes

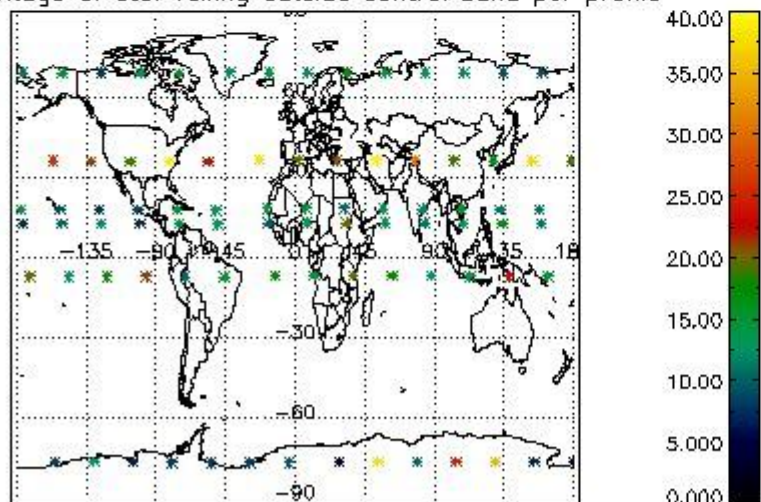
Percentage of cosmic ray hits per profile



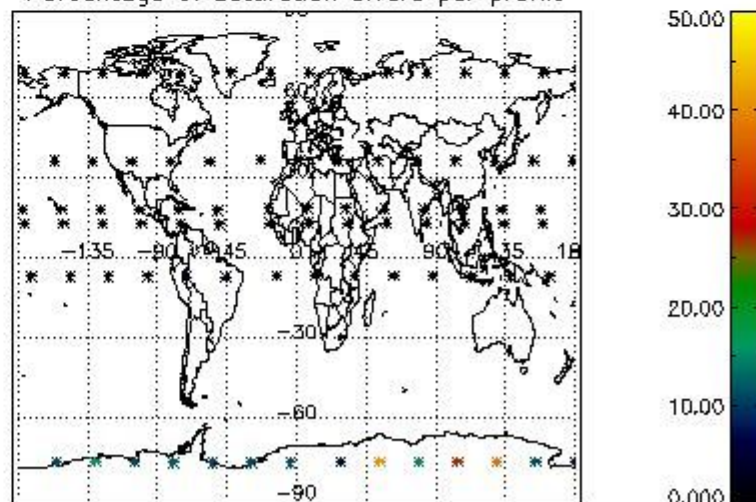
Percentage of datation errors per profile



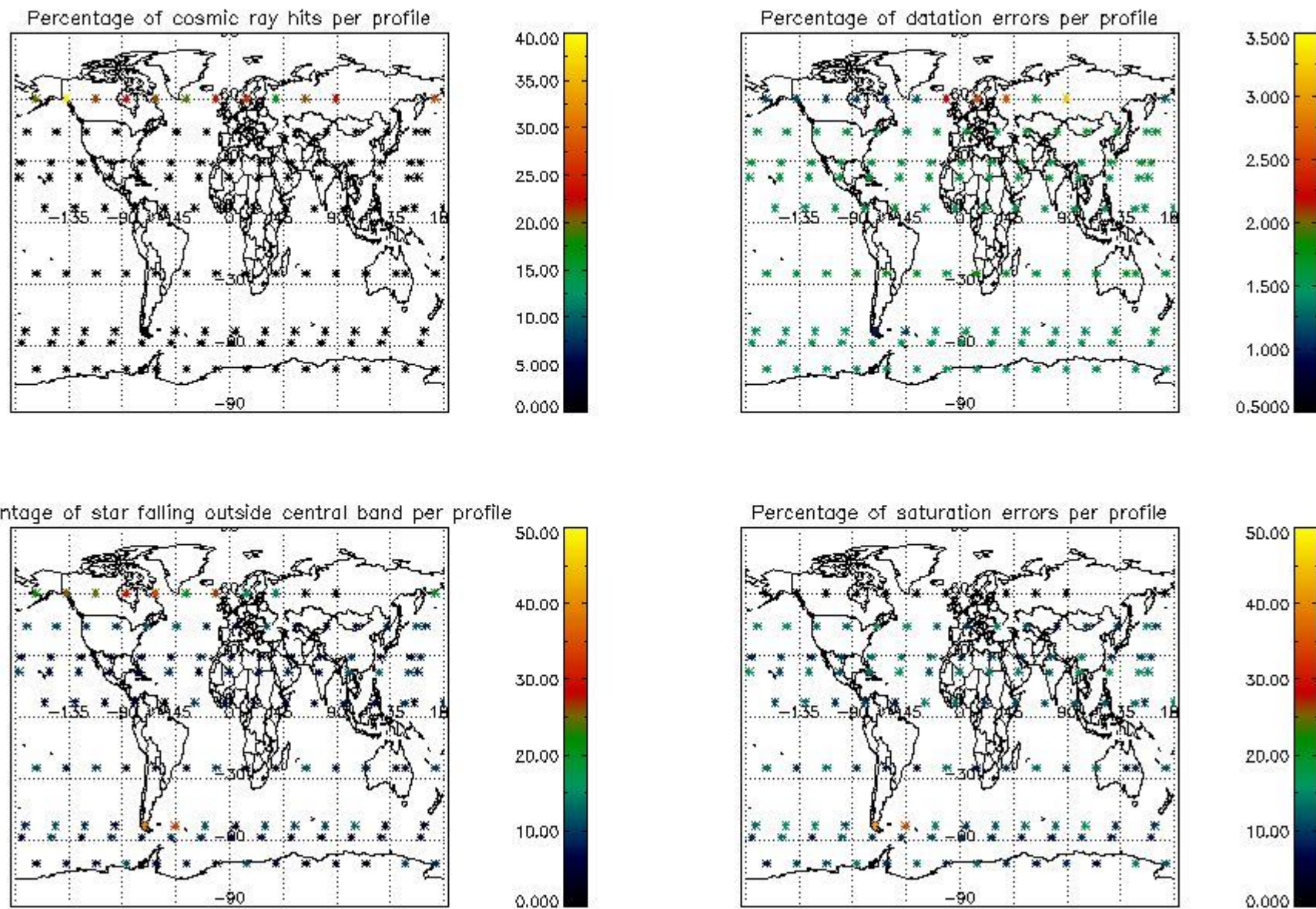
Percentage of star falling outside central band per profile



Percentage of saturation errors per profile



4.2.2 Plot level 1 quality information per product (world map): ENVISAT DESCENDING passes



5. Trace gas profiles

5.1 Ozone statistics based on quality of products

The final quality of the products can be "measured" using the STD (Standard Deviation) attached to every point profile. This information is written to the parameter GOM_NL__2P/NL_LOCAL_SPECIES_DENSITY/o3_std of the level 2 products. The table below shows the statistics for given STD ranges.

The statistics are given with respect to the overall valid production:

- Products without fatal errors: GOM_NL__2P/MPH/PRODUCT_ERR=0
- Valid point profile: GOM_NL__2P/NL_LOCAL_SPECIES_DENSITY/pcd(0)=0

The 'Criteria' is applied to valid points of dark limb products:

- Products in dark limb illumination condition: GOM_NL__2P/NL_SUMMARY_QUALITY/obs_ill_cond=0
- Products without fatal errors: GOM_NL__2P/MPH/PRODUCT_ERR=0
- Valid point profile: GOM_NL__2P/NL_LOCAL_SPECIES_DENSITY/pcd(0)=0

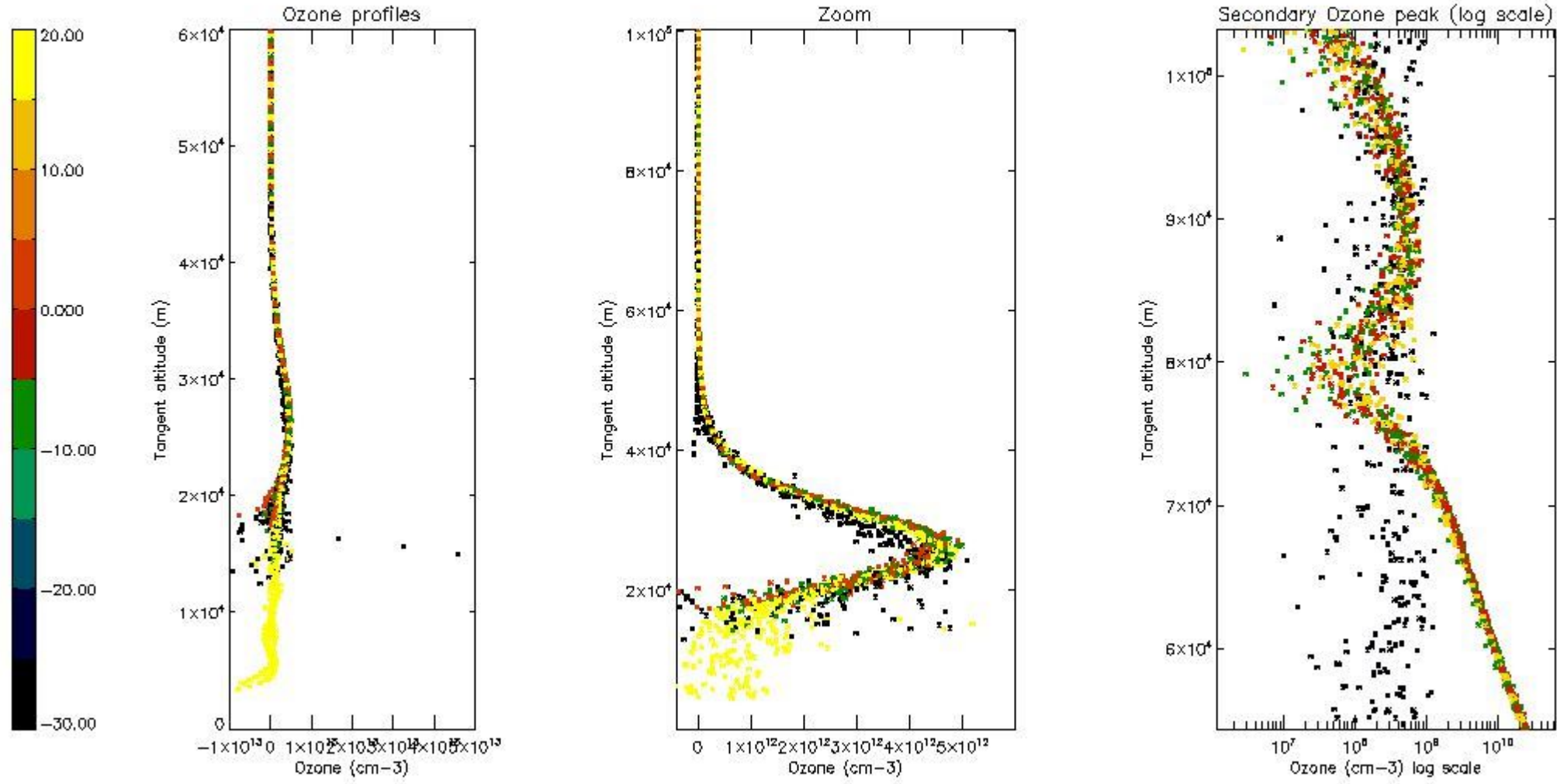
So, the table below shows the percentage of dark limb and valid observations for each criteria with respect to the overall valid daily observations.

Criteria	% of total production
All STD	30
STD < 20	21

STD < 10	17
STD < 5	14

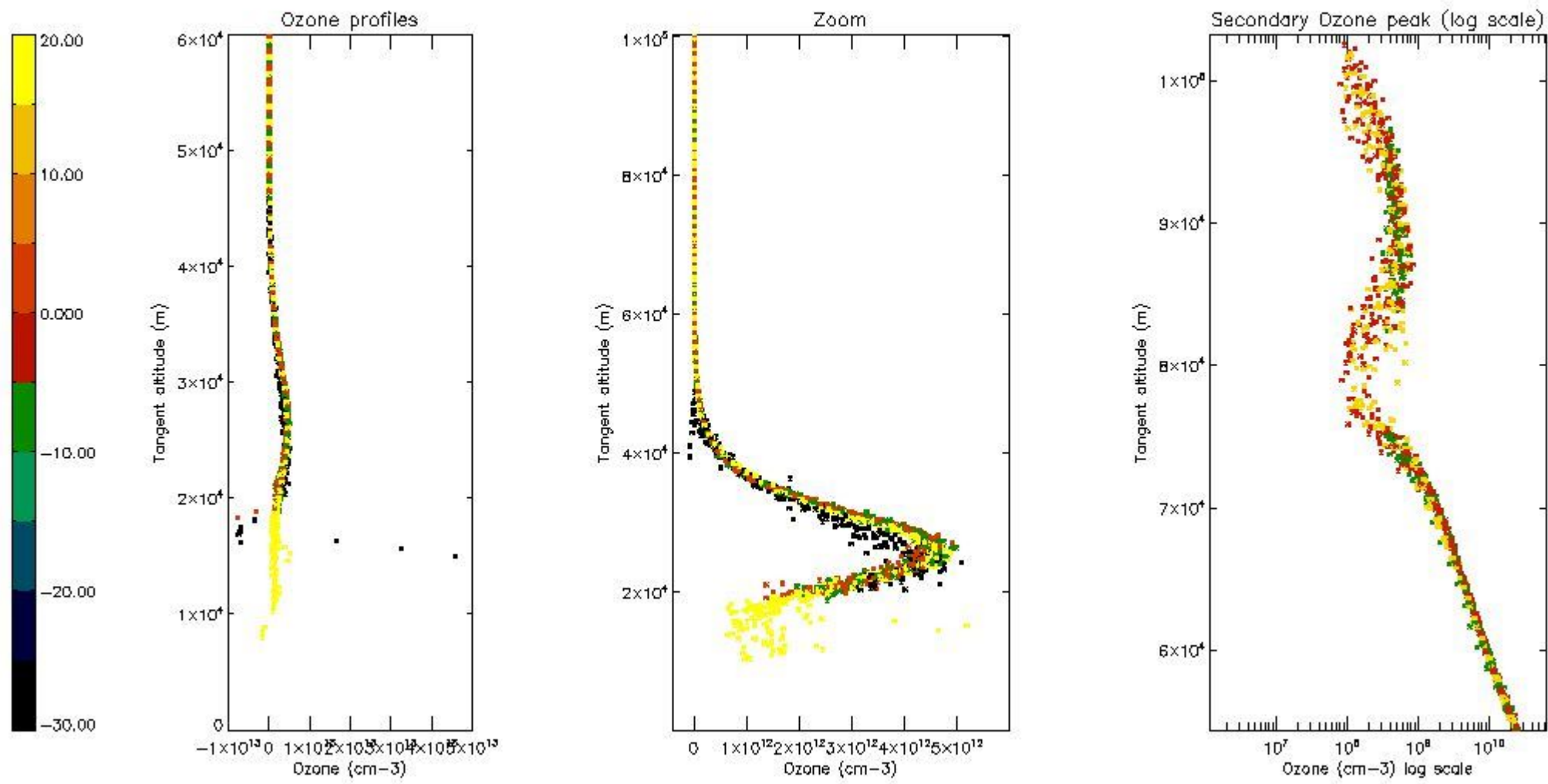
5.2 Plot ozone profiles for all STD (dark without errors)

The colorbar represents the latitude.



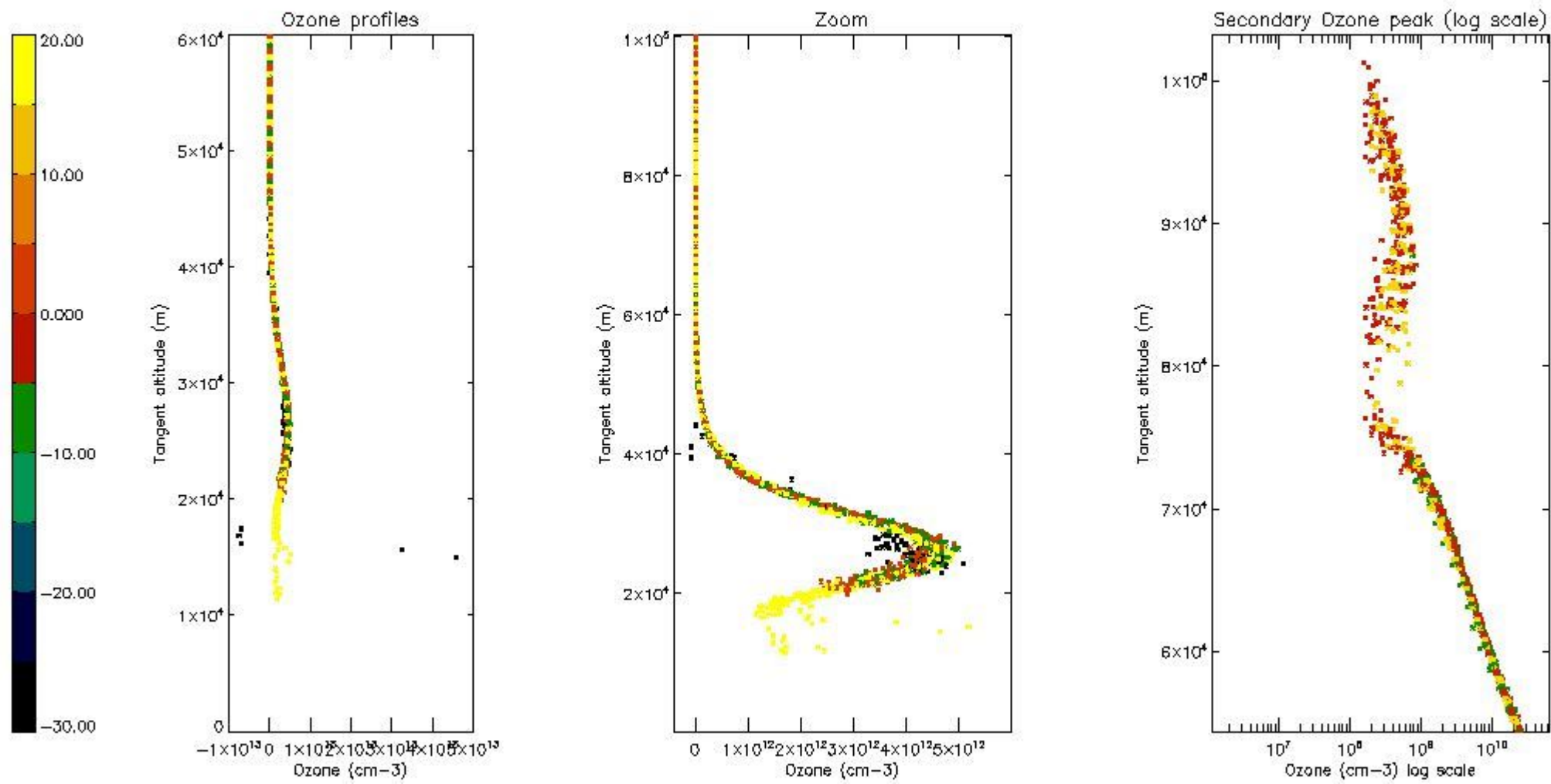
5.3 Plot ozone profiles where STD < 20% (dark without errors)

The colorbar represents the latitude.



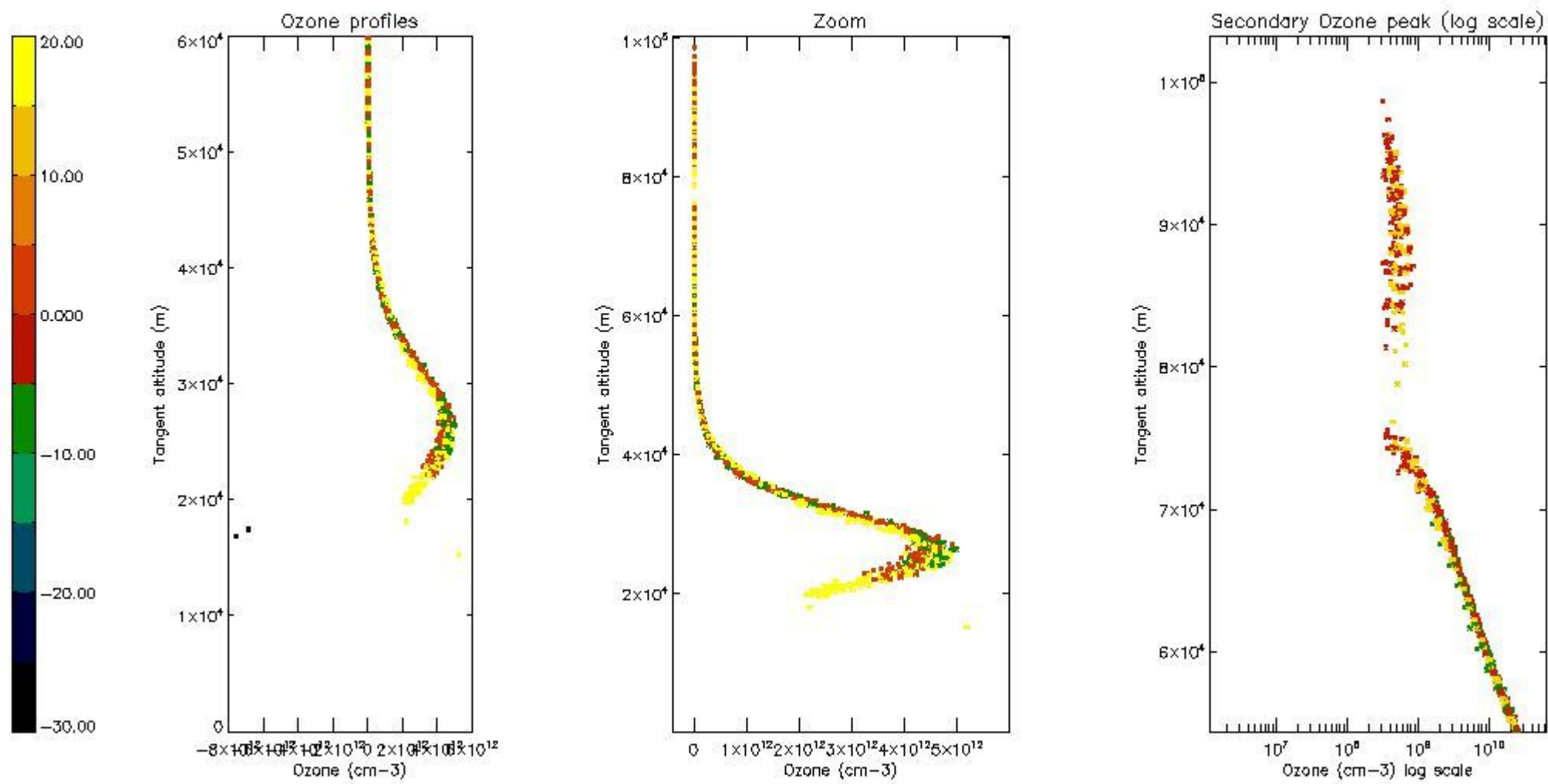
5.4 Plot ozone profiles where $STD < 10\%$ (dark without errors)

The colorbar represents the latitude.



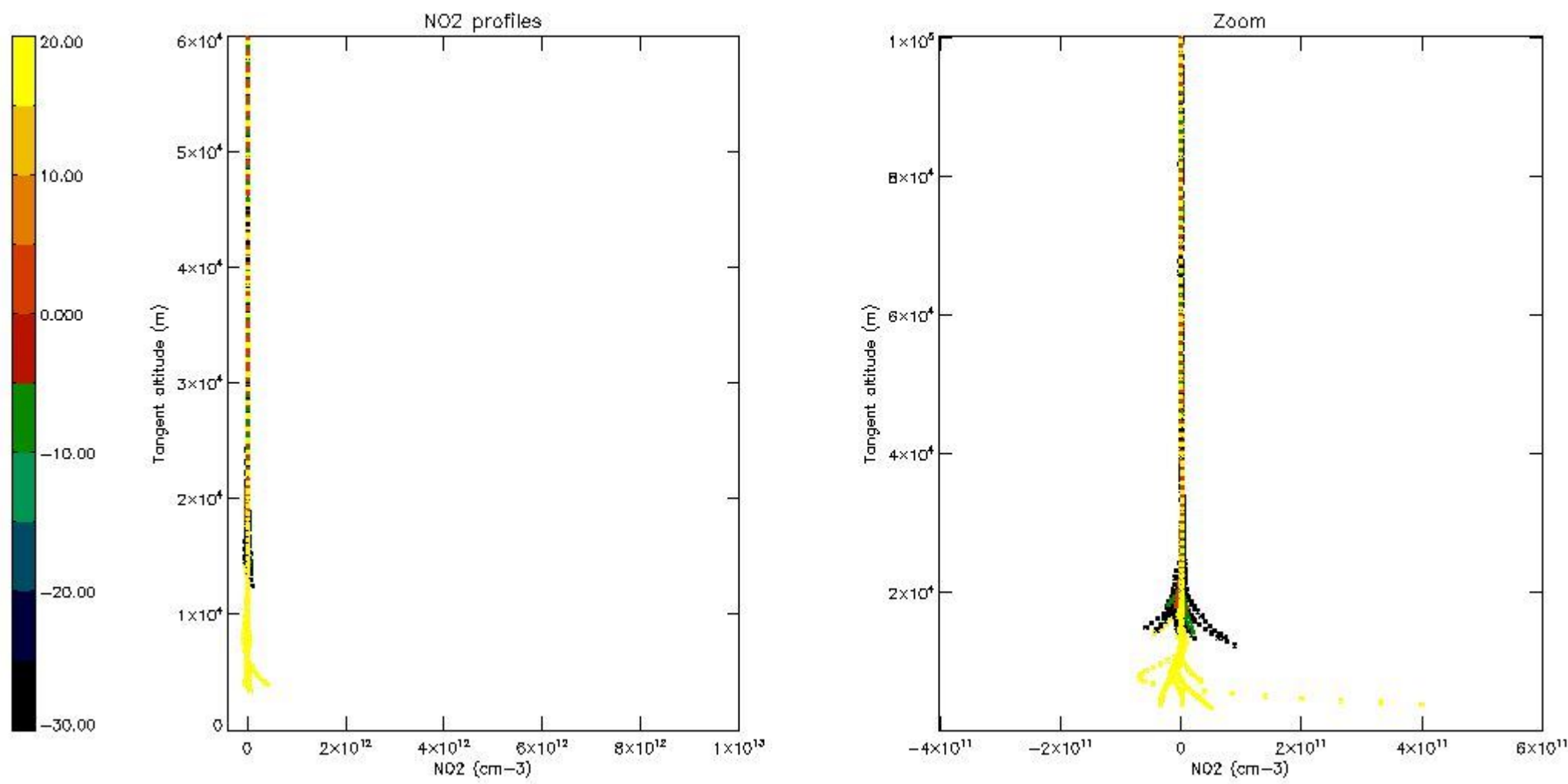
5.5 Plot ozone profiles where STD < 5% (dark without errors)

The colorbar represents the latitude.



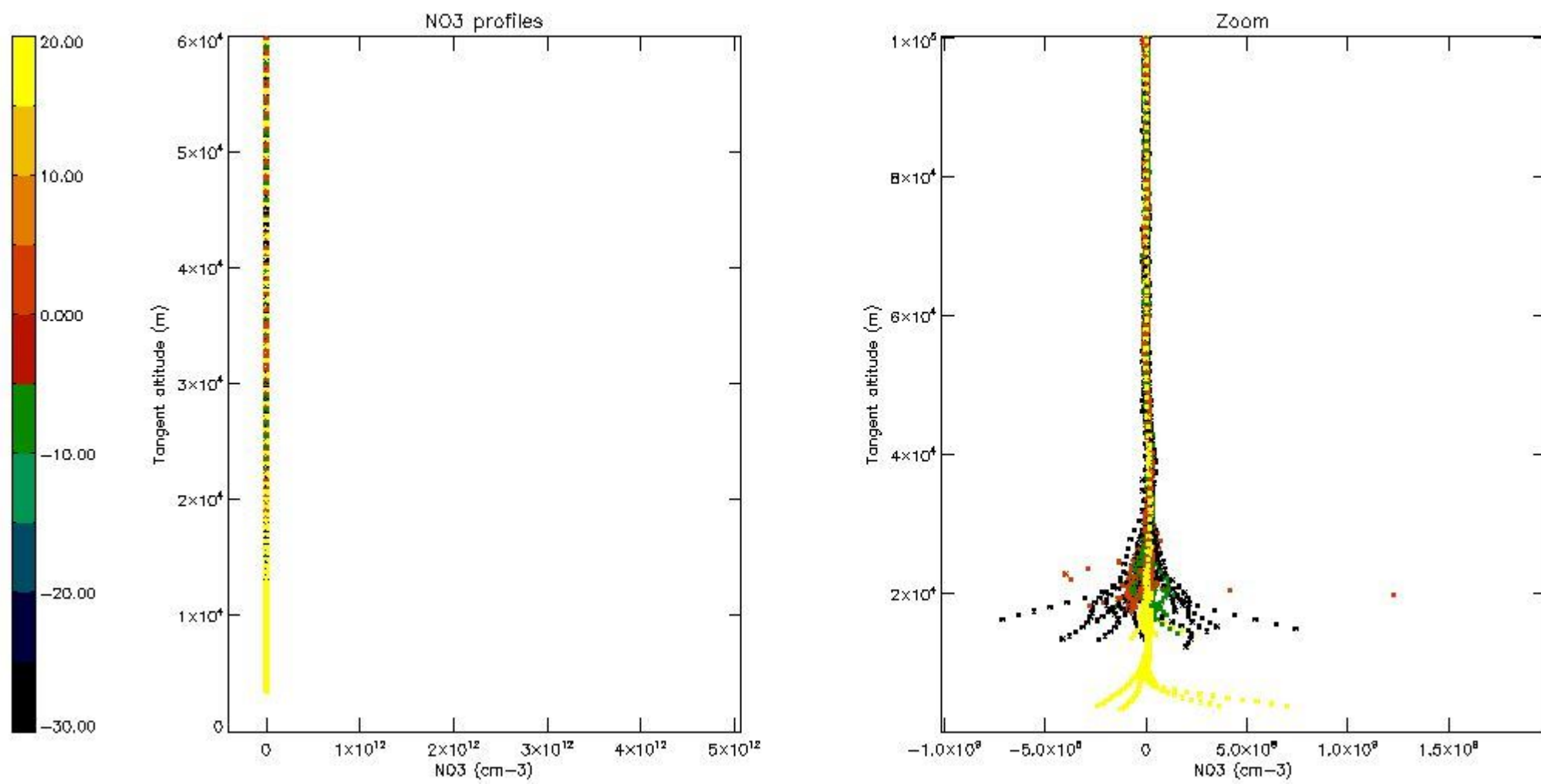
5.6 Plot NO₂ profiles for all STD (dark without errors)

The colorbar represents the latitude.



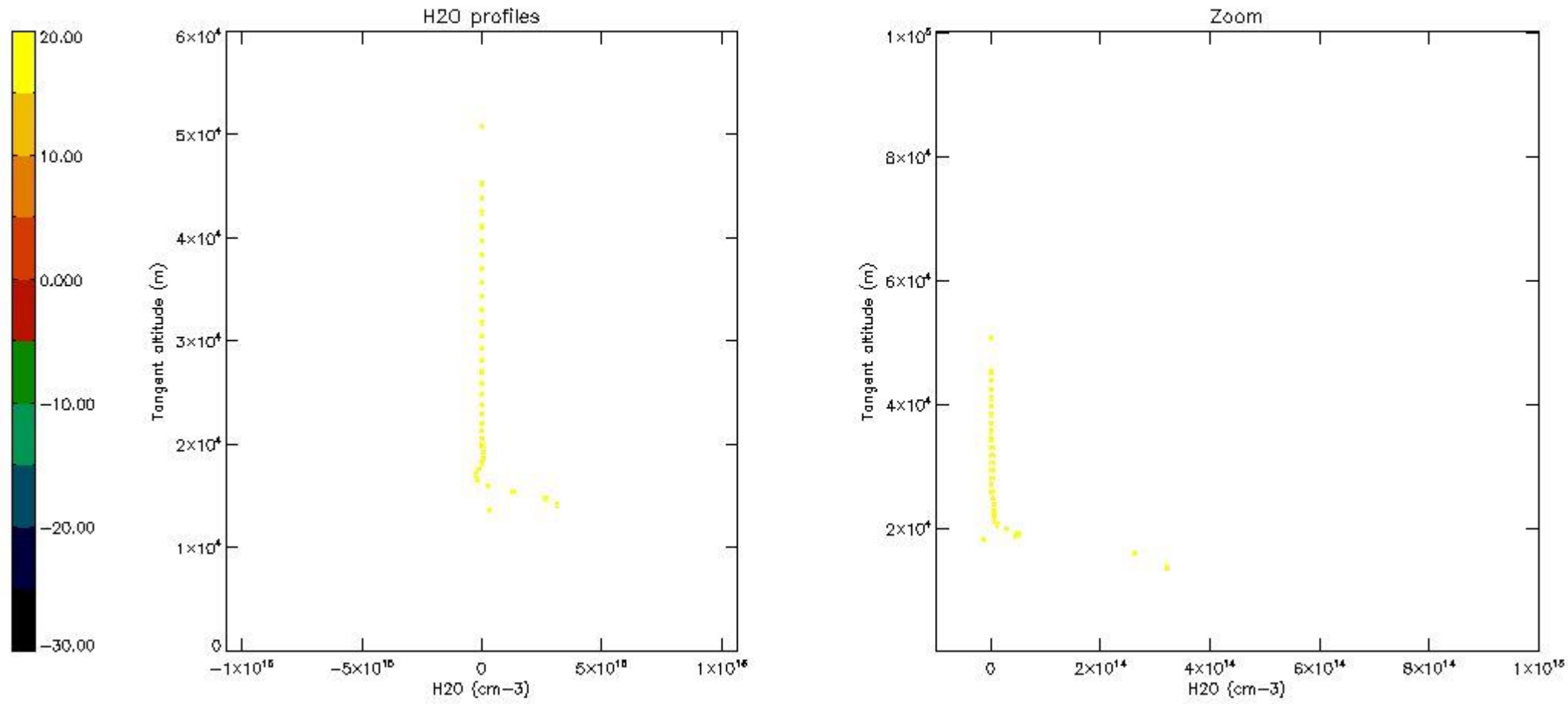
5.7 Plot NO3 profiles for all STD (dark without errors)

The colorbar represents the latitude.



5.8 Plot H2O profiles for all STD (only for occultations of stars 1,2,3,4,13,14,16,26,63 dark without errors)

The colorbar represents the latitude.



6. Auxiliary Data Files used for the production reported in section 2

The number reported in the third column indicates since which file (see list in section 2) the corresponding auxiliary file has been used. The fourth column is the date of those product files.

Type	Auxiliary Filename	Used since product	Used since product date
INST_PHYS_CHARACTERISTICS	GOM_INS_AXVIEC20091111_143220_20030716_120000_20500101_000000	1	08-NOV-2006 00:06:35
LEVEL-2_PROC_CONFIG	GOM_PR2_AXVIEC20091111_152718_20020301_000000_20500101_000000	1	08-NOV-2006 00:06:35
CROSS_SECTIONS_FILE	GOM_CRS_AXVIEC20091111_154832_20020301_000000_20500101_000000	1	08-NOV-2006 00:06:35

GOMOS Level 2 Daily Report

SUMMARY

[1. General Info](#)

[2. Summary of processed GOM_NL_2P products](#)

[3. Level 2 Quality information per product](#)

[3.1 Plot of level 2 quality information per product \(time dependant\)](#)

[3.2 Plot of level 2 quality information per product \(world map\)](#)

[4. Level 1 Quality information per product \(stored on level 2 products\)](#)

[4.1 Plot of level 1 quality information per product \(time dependant\)](#)

[4.1.1 Plot of level 1 quality information per product \(time dependant\): ASCENDING](#)

[4.1.2 Plot of level 1 quality information per product \(time dependant\): DESCENDING](#)

[4.2 Plot of level 1 quality information per product \(world map\)](#)

[4.2.1 Plot of level 1 quality information per product \(world map\): ASCENDING](#)

[4.2.2 Plot of level 1 quality information per product \(world map\): DESCENDING](#)

[5. Ozone profiles based on quality statistics and other trace gas profiles](#)

[5.1 Ozone statistics based on quality of products](#)

[5.2 Plot ozone profiles for all STD \(dark without errors\)](#)

[5.3 Plot ozone profiles where STD < 20% \(dark without errors\)](#)

[5.4. Plot ozone profiles where STD < 10% \(dark without errors\)](#)

[5.5. Plot ozone profiles where STD < 5% \(dark without errors\)](#)

[5.6 Plot NO2 profiles for all STD \(dark without errors\)](#)

[5.7 Plot NO3 profiles for all STD \(dark without errors\)](#)

[5.8 Plot H2O profiles \(only for occultations of stars 1,2,3,4,13,14,16,26,63 dark without errors\) for all STD](#)

[6. Auxiliary Data Files used for the production reported in section 2](#)

This report presents the daily analysis on parameters extracted from GOMOS level 2 data (GOM_NL__2P). It is intended to monitor some important parameters that will impact the quality of these products. A list of level 2 products (and content) that have arrived during the reporting day to the PCF is also given.

Item	Value
Time of report generation	24APR2013 05:39:46
Data source version	GOMOS/6.01
Start time of products	08-11-2006 (08NOV2006 00:00:00)
Stop time of products	09-11-2006 (09NOV2006 00:00:00)
Store outputs in DB	Yes
Nb of level 2 prods	213
Nb of prods with errors	0

2. Summary of processed GOM_NL__2P products.

Nr	Filename	UTC Start time	Limb	Duration	Star Id	Star Name	Star Mag	Star Temp	Nb Meas	Orbit	Prod. error
1	GOM_NL__2PRFIN20061108_000635_000000322052_00417_24519_3313.N1	08-NOV-2006 00:06:35	Bright	31.500	105	6Bet Ari	2.6450	8900.0	63	24519	No
2	GOM_NL__2PRFIN20061108_001048_000000312052_00417_24519_3314.N1	08-NOV-2006 00:10:48	Bright	30.500	173	4Bet Tri	3.0040	8900.0	61	24519	No
3	GOM_NL__2PRFIN20061108_001251_000000332052_00417_24519_3315.N1	08-NOV-2006 00:12:51	Bright	32.500	73	57Gam1And	2.2600	13100.	65	24519	No
4	GOM_NL__2PRFIN20061108_001703_000000342052_00417_24519_3316.N1	08-NOV-2006 00:17:03	Bright	33.500	160	23Gam Per	2.9300	4700.0	67	24519	No
5	GOM_NL__2PRFIN20061108_002554_000000282052_00417_24519_3317.N1	08-NOV-2006 00:25:54	Bright	28.000	49	1Alp UMi	1.9900	6300.0	56	24519	No
6	GOM_NL__2PRFIN20061108_003353_000000322052_00417_24519_3318.N1	08-NOV-2006 00:33:53	Bright	32.000	36	50Alp UMa	1.8000	6300.0	64	24519	No
7	GOM_NL__2PRFIN20061108_003530_000000332052_00417_24519_3319.N1	08-NOV-2006 00:35:30	Bright	33.000	82	48Bet UMa	2.3650	10600.	66	24519	No
8	GOM_NL__2PRFIN20061108_003921_000000322052_00417_24519_3320.N1	08-NOV-2006 00:39:21	Bright	32.000	174	52Psi UMa	3.0040	4400.0	64	24519	No
9	GOM_NL__2PRFIN20061108_004712_000000372052_00417_24519_3321.N1	08-NOV-2006 00:47:12	Bright	36.500	96	68Del Leo	2.5600	9300.0	73	24519	No
10	GOM_NL__2PRFIN20061108_010720_000000362052_00417_24519_3322.N1	08-NOV-2006 01:07:20	Dark	35.500	113	Mu Vel	2.6920	5000.0	71	24519	No
11	GOM_NL__2PRFIN20061108_011251_000000382052_00418_24520_3459.N1	08-NOV-2006 01:12:51	Dark	37.500	46	Del Vel	1.9540	10600.	75	24520	No
12	GOM_NL__2PRFIN20061108_011418_000000412052_00418_24520_3460.N1	08-NOV-2006 01:14:18	Dark	41.000	34	Gam2Vel	1.7930	23000.	82	24520	No
13	GOM_NL__2PRFIN20061108_011926_000000432052_00418_24520_3461.N1	08-NOV-2006 01:19:26	Dark	43.000	2	Alp Car	-0.73600	7000.0	86	24520	No
14	GOM_NL__2PRFIN20061108_012859_000000352052_00418_24520_3462.N1	08-NOV-2006 01:28:59	Straylight	34.500	157	The1Eri	2.9060	9300.0	69	24520	No
15	GOM_NL__2PRFIN20061108_014710_000000312052_00418_24520_3463.N1	08-NOV-2006 01:47:10	Bright	30.500	105	6Bet Ari	2.6450	8900.0	61	24520	No
16	GOM_NL__2PRFIN20061108_015123_000000302052_00418_24520_3464.N1	08-NOV-2006 01:51:23	Bright	30.000	173	4Bet Tri	3.0040	8900.0	60	24520	No
17	GOM_NL__2PRFIN20061108_015327_000000332052_00418_24520_3465.N1	08-NOV-2006 01:53:27	Bright	32.500	73	57Gam1And	2.2600	13100.	65	24520	No
18	GOM_NL__2PRFIN20061108_015739_000000332052_00418_24520_3466.N1	08-NOV-2006 01:57:39	Bright	33.000	160	23Gam Per	2.9300	4700.0	66	24520	No
19	GOM_NL__2PRFIN20061108_020630_000000312052_00418_24520_3467.N1	08-NOV-2006 02:06:30	Bright	30.500	49	1Alp UMi	1.9900	6300.0	61	24520	No
20	GOM_NL__2PRFIN20061108_021428_000000362052_00418_24520_3468.N1	08-NOV-2006 02:14:28	Bright	35.500	36	50Alp UMa	1.8000	6300.0	71	24520	No
21	GOM_NL__2PRFIN20061108_021606_000000332052_00418_24520_3469.N1	08-NOV-2006 02:16:06	Bright	33.000	82	48Bet UMa	2.3650	10600.	66	24520	No
22	GOM_NL__2PRFIN20061108_021957_000000342052_00418_24520_3470.N1	08-NOV-2006 02:19:57	Bright	33.500	174	52Psi UMa	3.0040	4400.0	67	24520	No
23	GOM_NL__2PRFIN20061108_022748_000000372052_00418_24520_3471.N1	08-NOV-2006 02:27:48	Bright	36.500	96	68Del Leo	2.5600	9300.0	73	24520	No
24	GOM_NL__2PRFIN20061108_024756_000000342052_00418_24520_3472.N1	08-NOV-2006 02:47:56	Dark	33.500	113	Mu Vel	2.6920	5000.0	67	24520	No
25	GOM_NL__2PRFIN20061108_025327_000000372052_00419_24521_3459.N1	08-NOV-2006 02:53:27	Dark	37.000	46	Del Vel	1.9540	10600.	74	24521	No
26	GOM_NL__2PRFIN20061108_025455_000000422052_00419_24521_3460.N1	08-NOV-2006 02:54:55	Dark	41.500	34	Gam2Vel	1.7930	23000.	83	24521	No
27	GOM_NL__2PRFIN20061108_030003_000000562052_00419_24521_3461.N1	08-NOV-2006 03:00:03	Dark	55.500	2	Alp Car	-0.73600	7000.0	111	24521	No
28	GOM_NL__2PRFIN20061108_030935_000000332052_00419_24521_3462.N1	08-NOV-2006 03:09:35	Straylight	33.000	157	The1Eri	2.9060	9300.0	66	24521	No
29	GOM_NL__2PRFIN20061108_032747_000000302052_00419_24521_3463.N1	08-NOV-2006 03:27:47	Bright	30.000	105	6Bet Ari	2.6450	8900.0	60	24521	No
30	GOM_NL__2PRFIN20061108_033159_000000322052_00419_24521_3464.N1	08-NOV-2006 03:31:59	Bright	32.000	173	4Bet Tri	3.0040	8900.0	64	24521	No
31	GOM_NL__2PRFIN20061108_033402_000000332052_00419_24521_3465.N1	08-NOV-2006 03:34:02	Bright	33.000	73	57Gam1And	2.2600	13100.	66	24521	No
32	GOM_NL__2PRFIN20061108_033814_000000332052_00419_24521_3466.N1	08-NOV-2006 03:38:14	Bright	33.000	160	23Gam Per	2.9300	4700.0	66	24521	No
33	GOM_NL__2PRFIN20061108_034706_000000302052_00419_24521_3467.N1	08-NOV-2006 03:47:06	Bright	29.500	49	1Alp UMi	1.9900	6300.0	59	24521	No
34	GOM_NL__2PRFIN20061108_035504_000000342052_00419_24521_3468.N1	08-NOV-2006 03:55:04	Bright	34.000	36	50Alp UMa	1.8000	6300.0	68	24521	No
35	GOM_NL__2PRFIN20061108_035642_000000332052_00419_24521_3469.N1	08-NOV-2006 03:56:42	Bright	32.500	82	48Bet UMa	2.3650	10600.	65	24521	No
36	GOM_NL__2PRFIN20061108_040032_000000332052_00419_24521_3470.N1	08-NOV-2006 04:00:32	Bright	32.500	174	52Psi UMa	3.0040	4400.0	65	24521	No
37	GOM_NL__2PRFIN20061108_040825_000000372052_00419_24521_3471.N1	08-NOV-2006 04:08:25	Bright	37.000	96	68Del Leo	2.5600	9300.0	74	24521	No
38	GOM_NL__2PRFIN20061108_042833_000000382052_00419_24521_3472.N1	08-NOV-2006 04:28:33	Dark	37.500	113	Mu Vel	2.6920	5000.0	75	24521	No
39	GOM_NL__2PRFIN20061108_043404_000000352052_00420_24522_3460.N1	08-NOV-2006 04:34:04	Dark	34.500	46	Del Vel	1.9540	10600.	69	24522	No
40	GOM_NL__2PRFIN20061108_043532_000000412052_00420_24522_3461.N1	08-NOV-2006 04:35:32	Dark	40.500	34	Gam2Vel	1.7930	23000.	81	24522	No
41	GOM_NL__2PRFIN20061108_044039_000000432052_00420_24522_3462.N1	08-NOV-2006 04:40:39	Dark	42.500	2	Alp Car	-0.73600	7000.0	85	24522	No
42	GOM_NL__2PRFIN20061108_045011_000000322052_00420_24522_3463.N1	08-NOV-2006 04:50:11	Straylight	31.500	157	The1Eri	2.9060	9300.0	63	24522	No

43	GOM_NL__2PRFIN20061108_050348_000000312052_00420_24522_3464.N1	08-NOV-2006 05:03:48	Twilight	31.000	94	92Alp Cet	2.5260	3100.0	62	24522	No
44	GOM_NL__2PRFIN20061108_050822_000000302052_00420_24522_3465.N1	08-NOV-2006 05:08:22	Bright	29.500	105	6Bet Ari	2.6450	8900.0	59	24522	No
45	GOM_NL__2PRFIN20061108_051235_000000312052_00420_24522_3466.N1	08-NOV-2006 05:12:35	Bright	31.000	173	4Bet Tri	3.0040	8900.0	62	24522	No
46	GOM_NL__2PRFIN20061108_051438_000000302052_00420_24522_3467.N1	08-NOV-2006 05:14:38	Bright	30.000	73	57Gam1And	2.2600	13100.	60	24522	No
47	GOM_NL__2PRFIN20061108_051850_000000332052_00420_24522_3468.N1	08-NOV-2006 05:18:50	Bright	32.500	160	23Gam Per	2.9300	4700.0	65	24522	No
48	GOM_NL__2PRFIN20061108_052742_000000312052_00420_24522_3469.N1	08-NOV-2006 05:27:42	Bright	31.000	49	1Alp UMi	1.9900	6300.0	62	24522	No
49	GOM_NL__2PRFIN20061108_053540_000000342052_00420_24522_3470.N1	08-NOV-2006 05:35:40	Bright	34.000	36	50Alp UMa	1.8000	6300.0	68	24522	No
50	GOM_NL__2PRFIN20061108_053718_000000332052_00420_24522_3471.N1	08-NOV-2006 05:37:18	Bright	33.000	82	48Bet UMa	2.3650	10600.	66	24522	No
51	GOM_NL__2PRFIN20061108_054109_000000342052_00420_24522_3472.N1	08-NOV-2006 05:41:09	Bright	34.000	174	52Psi UMa	3.0040	4400.0	68	24522	No
52	GOM_NL__2PRFIN20061108_054901_000000382052_00420_24522_3473.N1	08-NOV-2006 05:49:01	Bright	37.500	96	68Del Leo	2.5600	9300.0	75	24522	No
53	GOM_NL__2PRFIN20061108_060909_000000372052_00420_24522_3474.N1	08-NOV-2006 06:09:09	Dark	36.500	113	Mu Vel	2.6920	5000.0	73	24522	No
54	GOM_NL__2PRFIN20061108_061441_000000372052_00421_24523_3460.N1	08-NOV-2006 06:14:41	Dark	36.500	46	Del Vel	1.9540	10600.	73	24523	No
55	GOM_NL__2PRFIN20061108_061609_000000402052_00421_24523_3461.N1	08-NOV-2006 06:16:09	Dark	39.500	34	Gam2Vel	1.7930	23000.	79	24523	No
56	GOM_NL__2PRFIN20061108_062116_000000432052_00421_24523_3462.N1	08-NOV-2006 06:21:16	Dark	42.500	2	Alp Car	-0.73600	7000.0	85	24523	No
57	GOM_NL__2PRFIN20061108_063048_000000342052_00421_24523_3463.N1	08-NOV-2006 06:30:48	Straylight	33.500	157	The1Eri	2.9060	9300.0	67	24523	No
58	GOM_NL__2PRFIN20061108_064423_000000312052_00421_24523_3464.N1	08-NOV-2006 06:44:23	Twilight	31.000	94	92Alp Cet	2.5260	3100.0	62	24523	No
59	GOM_NL__2PRFIN20061108_064858_000000312052_00421_24523_3465.N1	08-NOV-2006 06:48:58	Bright	30.500	105	6Bet Ari	2.6450	8900.0	61	24523	No
60	GOM_NL__2PRFIN20061108_065310_000000302052_00421_24523_3466.N1	08-NOV-2006 06:53:10	Bright	30.000	173	4Bet Tri	3.0040	8900.0	60	24523	No
61	GOM_NL__2PRFIN20061108_065514_000000322052_00421_24523_3467.N1	08-NOV-2006 06:55:14	Bright	31.500	73	57Gam1And	2.2600	13100.	63	24523	No
62	GOM_NL__2PRFIN20061108_065925_000000332052_00421_24523_3468.N1	08-NOV-2006 06:59:25	Bright	32.500	160	23Gam Per	2.9300	4700.0	65	24523	No
63	GOM_NL__2PRFIN20061108_070818_000000292052_00421_24523_3469.N1	08-NOV-2006 07:08:18	Bright	29.000	49	1Alp UMi	1.9900	6300.0	58	24523	No
64	GOM_NL__2PRFIN20061108_071616_000000342052_00421_24523_3470.N1	08-NOV-2006 07:16:16	Bright	34.000	36	50Alp UMa	1.8000	6300.0	68	24523	No
65	GOM_NL__2PRFIN20061108_071754_000000342052_00421_24523_3471.N1	08-NOV-2006 07:17:54	Bright	33.500	82	48Bet UMa	2.3650	10600.	67	24523	No
66	GOM_NL__2PRFIN20061108_072144_000000362052_00421_24523_3472.N1	08-NOV-2006 07:21:44	Bright	35.500	174	52Psi UMa	3.0040	4400.0	71	24523	No
67	GOM_NL__2PRFIN20061108_072937_000000372052_00421_24523_3473.N1	08-NOV-2006 07:29:37	Bright	36.500	96	68Del Leo	2.5600	9300.0	73	24523	No
68	GOM_NL__2PRFIN20061108_074946_000000352052_00421_24523_3474.N1	08-NOV-2006 07:49:46	Dark	34.500	113	Mu Vel	2.6920	5000.0	69	24523	No
69	GOM_NL__2PRFIN20061108_075518_000000362052_00422_24524_3460.N1	08-NOV-2006 07:55:18	Dark	35.500	46	Del Vel	1.9540	10600.	71	24524	No
70	GOM_NL__2PRFIN20061108_075646_000000392052_00422_24524_3461.N1	08-NOV-2006 07:56:46	Dark	39.000	34	Gam2Vel	1.7930	23000.	78	24524	No
71	GOM_NL__2PRFIN20061108_080153_000000462052_00422_24524_3462.N1	08-NOV-2006 08:01:53	Dark	46.000	2	Alp Car	-0.73600	7000.0	92	24524	No
72	GOM_NL__2PRFIN20061108_081124_000000322052_00422_24524_3463.N1	08-NOV-2006 08:11:24	Straylight	32.000	157	The1Eri	2.9060	9300.0	64	24524	No
73	GOM_NL__2PRFIN20061108_082459_000000392052_00422_24524_3464.N1	08-NOV-2006 08:24:59	Twilight	39.000	94	92Alp Cet	2.5260	3100.0	78	24524	No
74	GOM_NL__2PRFIN20061108_082934_000000322052_00422_24524_3465.N1	08-NOV-2006 08:29:34	Bright	32.000	105	6Bet Ari	2.6450	8900.0	64	24524	No
75	GOM_NL__2PRFIN20061108_083346_000000302052_00422_24524_3466.N1	08-NOV-2006 08:33:46	Bright	30.000	173	4Bet Tri	3.0040	8900.0	60	24524	No
76	GOM_NL__2PRFIN20061108_083550_000000322052_00422_24524_3467.N1	08-NOV-2006 08:35:50	Bright	32.000	73	57Gam1And	2.2600	13100.	64	24524	No
77	GOM_NL__2PRFIN20061108_084001_000000332052_00422_24524_3468.N1	08-NOV-2006 08:40:01	Bright	32.500	160	23Gam Per	2.9300	4700.0	65	24524	No
78	GOM_NL__2PRFIN20061108_084854_000000282052_00422_24524_3469.N1	08-NOV-2006 08:48:54	Bright	28.000	49	1Alp UMi	1.9900	6300.0	56	24524	No
79	GOM_NL__2PRFIN20061108_085652_000000322052_00422_24524_3470.N1	08-NOV-2006 08:56:52	Bright	32.000	36	50Alp UMa	1.8000	6300.0	64	24524	No
80	GOM_NL__2PRFIN20061108_085829_000000332052_00422_24524_3471.N1	08-NOV-2006 08:58:29	Bright	32.500	82	48Bet UMa	2.3650	10600.	65	24524	No
81	GOM_NL__2PRFIN20061108_090220_000000332052_00422_24524_3472.N1	08-NOV-2006 09:02:20	Bright	33.000	174	52Psi UMa	3.0040	4400.0	66	24524	No
82	GOM_NL__2PRFIN20061108_091013_000000392052_00422_24524_3473.N1	08-NOV-2006 09:10:13	Bright	39.000	96	68Del Leo	2.5600	9300.0	78	24524	No
83	GOM_NL__2PRFIN20061108_093022_000000382052_00422_24524_3474.N1	08-NOV-2006 09:30:22	Dark	37.500	113	Mu Vel	2.6920	5000.0	75	24524	No
84	GOM_NL__2PRFIN20061108_093554_000000352052_00423_24525_3460.N1	08-NOV-2006 09:35:54	Dark	34.500	46	Del Vel	1.9540	10600.	69	24525	No
85	GOM_NL__2PRFIN20061108_093723_000000422052_00423_24525_3461.N1	08-NOV-2006 09:37:23	Dark	42.000	34	Gam2Vel	1.7930	23000.	84	24525	No
86	GOM_NL__2PRFIN20061108_094229_000000422052_00423_24525_3462.N1	08-NOV-2006 09:42:29	Dark	42.000	2	Alp Car	-0.73600	7000.0	84	24525	No
87	GOM_NL__2PRFIN20061108_095200_000000322052_00423_24525_3463.N1	08-NOV-2006 09:52:00	Straylight	32.000	157	The1Eri	2.9060	9300.0	64	24525	No
88	GOM_NL__2PRFIN20061108_100535_000000392052_00423_24525_3464.N1	08-NOV-2006 10:05:35	Twilight	39.000	94	92Alp Cet	2.5260	3100.0	78	24525	No
89	GOM_NL__2PRFIN20061108_101010_000000312052_00423_24525_3465.N1	08-NOV-2006 10:10:10	Bright	30.500	105	6Bet Ari	2.6450	8900.0	61	24525	No
90	GOM_NL__2PRFIN20061108_101422_000000302052_00423_24525_3466.N1	08-NOV-2006 10:14:22	Bright	30.000	173	4Bet Tri	3.0040	8900.0	60	24525	No
91	GOM_NL__2PRFIN20061108_101625_000000322052_00423_24525_3467.N1	08-NOV-2006 10:16:25	Bright	31.500	73	57Gam1And	2.2600	13100.	63	24525	No
92	GOM_NL__2PRFIN20061108_102036_000000342052_00423_24525_3468.N1	08-NOV-2006 10:20:36	Bright	33.500	160	23Gam Per	2.9300	4700.0	67	24525	No
93	GOM_NL__2PRFIN20061108_102930_000000312052_00423_24525_3469.N1	08-NOV-2006 10:29:30	Bright	30.500	49	1Alp UMi	1.9900	6300.0	61	24525	No
94	GOM_NL__2PRFIN20061108_103727_000000352052_00423_24525_3470.N1	08-NOV-2006 10:37:27	Bright	34.500	36	50Alp UMa	1.8000	6300.0	69	24525	No
95	GOM_NL__2PRFIN20061108_103905_000000342052_00423_24525_3471.N1	08-NOV-2006 10:39:05	Bright	33.500	82	48Bet UMa	2.3650	10600.	67	24525	No
96	GOM_NL__2PRFIN20061108_104256_000000352052_00423_24525_3472.N1	08-NOV-2006 10:42:56	Bright	34.500	174	52Psi UMa	3.0040	4400.0	69	24525	No
97	GOM_NL__2PRFIN20061108_105050_000000372052_00423_24525_3473.N1	08-NOV-2006 10:50:50	Bright	36.500	96	68Del Leo	2.5600	9300.0	73	24525	No
98	GOM_NL__2PRFIN20061108_111059_000000362052_00423_24525_3474.N1	08-NOV-2006 11:10:59	Dark	35.500	113	Mu Vel	2.6920	5000.0	71	24525	No
99	GOM_NL__2PRFIN20061108_111631_000000362052_00424_24526_3462.N1	08-NOV-2006 11:16:31	Dark	35.500	46	Del Vel	1.9540	10600.	71	24526	No
100	GOM_NL__2PRFIN20061108_111800_000000412052_00424_24526_3463.N1	08-NOV-2006 11:18:00	Dark	40.500	34	Gam2Vel	1.7930	23000.	81	24526	No
101	GOM_NL__2PRFIN20061108_112306_000000552052_00424_24526_3464.N1	08-NOV-2006 11:23:06	Dark	54.500	2	Alp Car	-0.73600	7000.0	109	24526	No

102	GOM_NL__2PRFIN20061108_113236_000000322052_00424_24526_3465.N1	08-NOV-2006 11:32:36	Straylight	32.000	157	The1Eri	2.9060	9300.0	64	24526	No
103	GOM_NL__2PRFIN20061108_114611_000000452052_00424_24526_3466.N1	08-NOV-2006 11:46:11	Tw_i_and_stray	45.000	94	92Alp Cet	2.5260	3100.0	90	24526	No
104	GOM_NL__2PRFIN20061108_115046_000000312052_00424_24526_3467.N1	08-NOV-2006 11:50:46	Bright	31.000	105	6Bet Ari	2.6450	8900.0	62	24526	No
105	GOM_NL__2PRFIN20061108_115458_000000312052_00424_24526_3468.N1	08-NOV-2006 11:54:58	Bright	31.000	173	4Bet Tri	3.0040	8900.0	62	24526	No
106	GOM_NL__2PRFIN20061108_115701_000000302052_00424_24526_3469.N1	08-NOV-2006 11:57:01	Bright	30.000	73	57Gam1And	2.2600	13100.	60	24526	No
107	GOM_NL__2PRFIN20061108_120112_000000342052_00424_24526_3470.N1	08-NOV-2006 12:01:12	Bright	34.000	160	23Gam Per	2.9300	4700.0	68	24526	No
108	GOM_NL__2PRFIN20061108_121006_000000292052_00424_24526_3471.N1	08-NOV-2006 12:10:06	Bright	28.500	49	1Alp UMi	1.9900	6300.0	57	24526	No
109	GOM_NL__2PRFIN20061108_121803_000000462052_00424_24526_3472.N1	08-NOV-2006 12:18:03	Bright	45.500	36	50Alp UMa	1.8000	6300.0	91	24526	No
110	GOM_NL__2PRFIN20061108_121941_000000342052_00424_24526_3473.N1	08-NOV-2006 12:19:41	Bright	34.000	82	48Bet UMa	2.3650	10600.	68	24526	No
111	GOM_NL__2PRFIN20061108_122332_000000342052_00424_24526_3474.N1	08-NOV-2006 12:23:32	Bright	34.000	174	52Psi UMa	3.0040	4400.0	68	24526	No
112	GOM_NL__2PRFIN20061108_123126_000000352052_00424_24526_3475.N1	08-NOV-2006 12:31:26	Bright	35.000	96	68Del Leo	2.5600	9300.0	70	24526	No
113	GOM_NL__2PRFIN20061108_125135_000000392052_00424_24526_3476.N1	08-NOV-2006 12:51:35	Dark	38.500	113	Mu Vel	2.6920	5000.0	77	24526	No
114	GOM_NL__2PRFIN20061108_125707_000000382052_00425_24527_3462.N1	08-NOV-2006 12:57:07	Dark	38.000	46	Del Vel	1.9540	10600.	76	24527	No
115	GOM_NL__2PRFIN20061108_125836_000000412052_00425_24527_3463.N1	08-NOV-2006 12:58:36	Dark	40.500	34	Gam2Vel	1.7930	23000.	81	24527	No
116	GOM_NL__2PRFIN20061108_130342_000000412052_00425_24527_3464.N1	08-NOV-2006 13:03:42	Dark	40.500	2	Alp Car	-0.73600	7000.0	81	24527	No
117	GOM_NL__2PRFIN20061108_131312_000000332052_00425_24527_3465.N1	08-NOV-2006 13:13:12	Straylight	32.500	157	The1Eri	2.9060	9300.0	65	24527	No
118	GOM_NL__2PRFIN20061108_132646_000000422052_00425_24527_3466.N1	08-NOV-2006 13:26:46	Tw_i_and_stray	41.500	94	92Alp Cet	2.5260	3100.0	83	24527	No
119	GOM_NL__2PRFIN20061108_133121_000000332052_00425_24527_3467.N1	08-NOV-2006 13:31:21	Bright	32.500	105	6Bet Ari	2.6450	8900.0	65	24527	No
120	GOM_NL__2PRFIN20061108_133533_000000312052_00425_24527_3468.N1	08-NOV-2006 13:35:33	Bright	31.000	173	4Bet Tri	3.0040	8900.0	62	24527	No
121	GOM_NL__2PRFIN20061108_133737_000000322052_00425_24527_3469.N1	08-NOV-2006 13:37:37	Bright	32.000	73	57Gam1And	2.2600	13100.	64	24527	No
122	GOM_NL__2PRFIN20061108_134147_000000312052_00425_24527_3470.N1	08-NOV-2006 13:41:47	Bright	31.000	160	23Gam Per	2.9300	4700.0	62	24527	No
123	GOM_NL__2PRFIN20061108_135041_000000292052_00425_24527_3471.N1	08-NOV-2006 13:50:41	Bright	28.500	49	1Alp UMi	1.9900	6300.0	57	24527	No
124	GOM_NL__2PRFIN20061108_135839_000000512052_00425_24527_3472.N1	08-NOV-2006 13:58:39	Bright	51.000	36	50Alp UMa	1.8000	6300.0	102	24527	No
125	GOM_NL__2PRFIN20061108_140017_000000342052_00425_24527_3473.N1	08-NOV-2006 14:00:17	Bright	33.500	82	48Bet UMa	2.3650	10600.	67	24527	No
126	GOM_NL__2PRFIN20061108_140408_000000362052_00425_24527_3474.N1	08-NOV-2006 14:04:08	Bright	36.000	174	52Psi UMa	3.0040	4400.0	72	24527	No
127	GOM_NL__2PRFIN20061108_141202_000000372052_00425_24527_3475.N1	08-NOV-2006 14:12:02	Bright	36.500	96	68Del Leo	2.5600	9300.0	73	24527	No
128	GOM_NL__2PRFIN20061108_143211_000000352052_00425_24527_3476.N1	08-NOV-2006 14:32:11	Dark	35.000	113	Mu Vel	2.6920	5000.0	70	24527	No
129	GOM_NL__2PRFIN20061108_143744_000000372052_00426_24528_3462.N1	08-NOV-2006 14:37:44	Dark	37.000	46	Del Vel	1.9540	10600.	74	24528	No
130	GOM_NL__2PRFIN20061108_143913_000000422052_00426_24528_3463.N1	08-NOV-2006 14:39:13	Dark	42.000	34	Gam2Vel	1.7930	23000.	84	24528	No
131	GOM_NL__2PRFIN20061108_144419_000000422052_00426_24528_3464.N1	08-NOV-2006 14:44:19	Dark	42.000	2	Alp Car	-0.73600	7000.0	84	24528	No
132	GOM_NL__2PRFIN20061108_145349_000000342052_00426_24528_3465.N1	08-NOV-2006 14:53:49	Straylight	33.500	157	The1Eri	2.9060	9300.0	67	24528	No
133	GOM_NL__2PRFIN20061108_150722_000000512052_00426_24528_3466.N1	08-NOV-2006 15:07:22	Tw_i_and_stray	51.000	94	92Alp Cet	2.5260	3100.0	102	24528	No
134	GOM_NL__2PRFIN20061108_151157_000000332052_00426_24528_3467.N1	08-NOV-2006 15:11:57	Bright	32.500	105	6Bet Ari	2.6450	8900.0	65	24528	No
135	GOM_NL__2PRFIN20061108_151609_000000312052_00426_24528_3468.N1	08-NOV-2006 15:16:09	Bright	31.000	173	4Bet Tri	3.0040	8900.0	62	24528	No
136	GOM_NL__2PRFIN20061108_151813_000000312052_00426_24528_3469.N1	08-NOV-2006 15:18:13	Bright	30.500	73	57Gam1And	2.2600	13100.	61	24528	No
137	GOM_NL__2PRFIN20061108_152223_000000332052_00426_24528_3470.N1	08-NOV-2006 15:22:23	Bright	32.500	160	23Gam Per	2.9300	4700.0	65	24528	No
138	GOM_NL__2PRFIN20061108_153118_000000292052_00426_24528_3471.N1	08-NOV-2006 15:31:18	Bright	28.500	49	1Alp UMi	1.9900	6300.0	57	24528	No
139	GOM_NL__2PRFIN20061108_153915_000000332052_00426_24528_3472.N1	08-NOV-2006 15:39:15	Bright	32.500	36	50Alp UMa	1.8000	6300.0	65	24528	No
140	GOM_NL__2PRFIN20061108_154052_000000342052_00426_24528_3473.N1	08-NOV-2006 15:40:52	Bright	34.000	82	48Bet UMa	2.3650	10600.	68	24528	No
141	GOM_NL__2PRFIN20061108_154444_000000342052_00426_24528_3474.N1	08-NOV-2006 15:44:44	Bright	34.000	174	52Psi UMa	3.0040	4400.0	68	24528	No
142	GOM_NL__2PRFIN20061108_155239_000000532052_00426_24528_3475.N1	08-NOV-2006 15:52:39	Bright	52.500	96	68Del Leo	2.5600	9300.0	105	24528	No
143	GOM_NL__2PRFIN20061108_161248_000000342052_00426_24528_3476.N1	08-NOV-2006 16:12:48	Dark	34.000	113	Mu Vel	2.6920	5000.0	68	24528	No
144	GOM_NL__2PRFIN20061108_161821_000000362052_00427_24529_3462.N1	08-NOV-2006 16:18:21	Dark	35.500	46	Del Vel	1.9540	10600.	71	24529	No
145	GOM_NL__2PRFIN20061108_161950_000000422052_00427_24529_3463.N1	08-NOV-2006 16:19:50	Dark	41.500	34	Gam2Vel	1.7930	23000.	83	24529	No
146	GOM_NL__2PRFIN20061108_162456_000000502052_00427_24529_3464.N1	08-NOV-2006 16:24:56	Dark	49.500	2	Alp Car	-0.73600	7000.0	99	24529	No
147	GOM_NL__2PRFIN20061108_163425_000000342052_00427_24529_3465.N1	08-NOV-2006 16:34:25	Straylight	34.000	157	The1Eri	2.9060	9300.0	68	24529	No
148	GOM_NL__2PRFIN20061108_164758_000000472052_00427_24529_3466.N1	08-NOV-2006 16:47:58	Tw_i_and_stray	46.500	94	92Alp Cet	2.5260	3100.0	93	24529	No
149	GOM_NL__2PRFIN20061108_165233_000000312052_00427_24529_3467.N1	08-NOV-2006 16:52:33	Bright	31.000	105	6Bet Ari	2.6450	8900.0	62	24529	No
150	GOM_NL__2PRFIN20061108_165645_000000302052_00427_24529_3468.N1	08-NOV-2006 16:56:45	Bright	30.000	173	4Bet Tri	3.0040	8900.0	60	24529	No
151	GOM_NL__2PRFIN20061108_165849_000000312052_00427_24529_3469.N1	08-NOV-2006 16:58:49	Bright	30.500	73	57Gam1And	2.2600	13100.	61	24529	No
152	GOM_NL__2PRFIN20061108_170259_000000332052_00427_24529_3470.N1	08-NOV-2006 17:02:59	Bright	32.500	160	23Gam Per	2.9300	4700.0	65	24529	No
153	GOM_NL__2PRFIN20061108_171154_000000312052_00427_24529_3471.N1	08-NOV-2006 17:11:54	Bright	30.500	49	1Alp UMi	1.9900	6300.0	61	24529	No
154	GOM_NL__2PRFIN20061108_171950_000000342052_00427_24529_3472.N1	08-NOV-2006 17:19:50	Bright	34.000	36	50Alp UMa	1.8000	6300.0	68	24529	No
155	GOM_NL__2PRFIN20061108_172128_000000322052_00427_24529_3473.N1	08-NOV-2006 17:21:28	Bright	32.000	82	48Bet UMa	2.3650	10600.	64	24529	No
156	GOM_NL__2PRFIN20061108_172520_000000352052_00427_24529_3474.N1	08-NOV-2006 17:25:20	Bright	34.500	174	52Psi UMa	3.0040	4400.0	69	24529	No
157	GOM_NL__2PRFIN20061108_173315_000000452052_00427_24529_3475.N1	08-NOV-2006 17:33:15	Bright	44.500	96	68Del Leo	2.5600	9300.0	89	24529	No
158	GOM_NL__2PRFIN20061108_175324_000000372052_00427_24529_3476.N1	08-NOV-2006 17:53:24	Dark	36.500	113	Mu Vel	2.6920	5000.0	73	24529	No
159	GOM_NL__2PRFIN20061108_175857_000000372052_00428_24530_3462.N1	08-NOV-2006 17:58:57	Dark	36.500	46	Del Vel	1.9540	10600.	73	24530	No
160	GOM_NL__2PRFIN20061108_180027_000000412052_00428_24530_3463.N1	08-NOV-2006 18:00:27	Dark	41.000	34	Gam2Vel	1.7930	23000.	82	24530	No

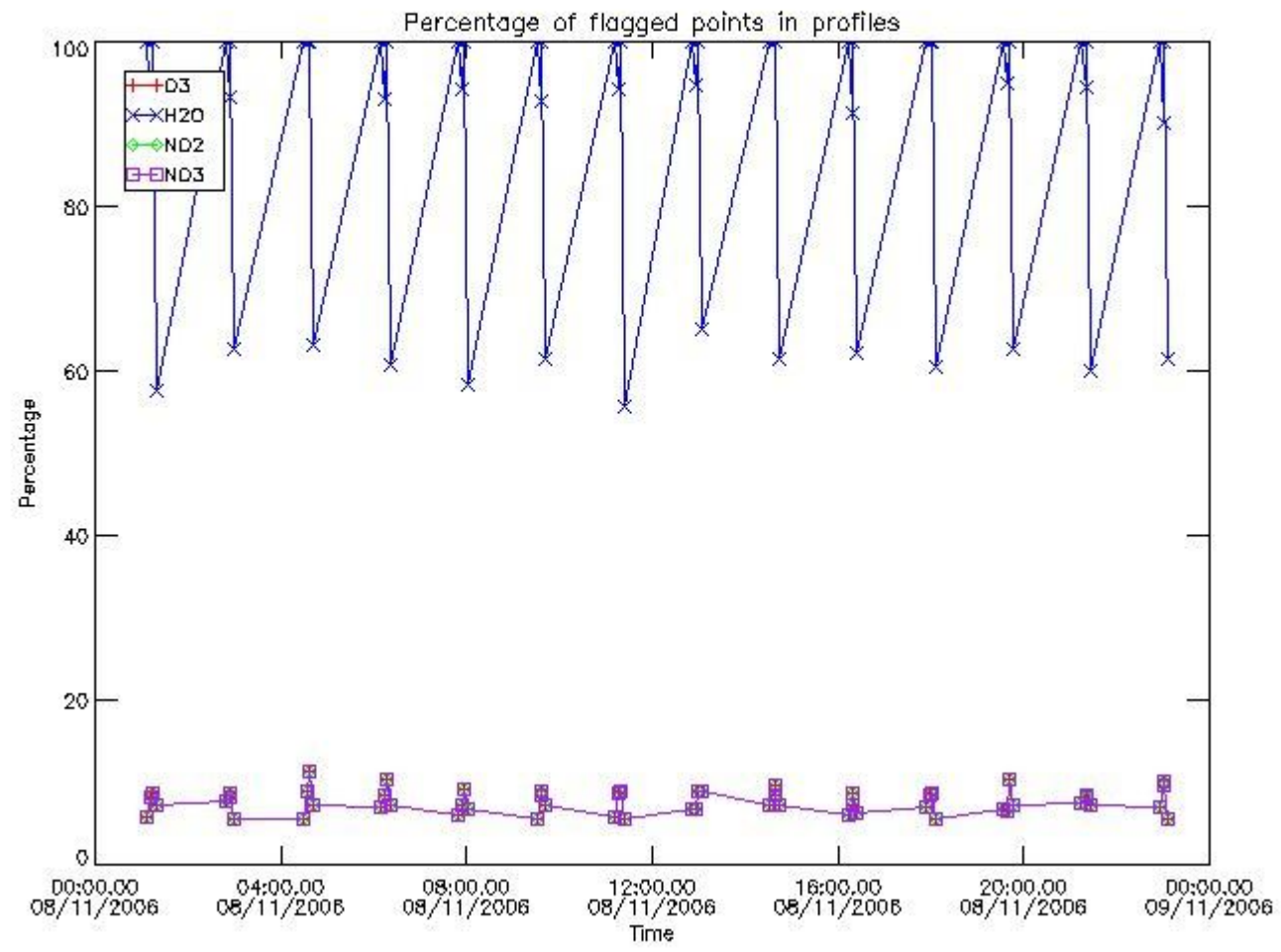
161	GOM_NL__2PRFIN20061108_180533_000000552052_00428_24530_3464.N1	08-NOV-2006 18:05:33	Dark	54.500	2	Alp Car	-0.73600	7000.0	109	24530	No
162	GOM_NL__2PRFIN20061108_181501_000000352052_00428_24530_3465.N1	08-NOV-2006 18:15:01	Straylight	35.000	157	The1Eri	2.9060	9300.0	70	24530	No
163	GOM_NL__2PRFIN20061108_182834_000000452052_00428_24530_3466.N1	08-NOV-2006 18:28:34	Twi_and_stray	44.500	94	92Alp Cet	2.5260	3100.0	89	24530	No
164	GOM_NL__2PRFIN20061108_183309_000000322052_00428_24530_3467.N1	08-NOV-2006 18:33:09	Bright	31.500	105	6Bet Ari	2.6450	8900.0	63	24530	No
165	GOM_NL__2PRFIN20061108_183721_000000302052_00428_24530_3468.N1	08-NOV-2006 18:37:21	Bright	30.000	173	4Bet Tri	3.0040	8900.0	60	24530	No
166	GOM_NL__2PRFIN20061108_183924_000000322052_00428_24530_3469.N1	08-NOV-2006 18:39:24	Bright	31.500	73	57Gam1And	2.2600	13100.	63	24530	No
167	GOM_NL__2PRFIN20061108_184334_000000342052_00428_24530_3470.N1	08-NOV-2006 18:43:34	Bright	33.500	160	23Gam Per	2.9300	4700.0	67	24530	No
168	GOM_NL__2PRFIN20061108_185229_000000302052_00428_24530_3471.N1	08-NOV-2006 18:52:29	Bright	29.500	49	1Alp UMi	1.9900	6300.0	59	24530	No
169	GOM_NL__2PRFIN20061108_190026_000000352052_00428_24530_3472.N1	08-NOV-2006 19:00:26	Bright	35.000	36	50Alp UMa	1.8000	6300.0	70	24530	No
170	GOM_NL__2PRFIN20061108_190204_000000352052_00428_24530_3473.N1	08-NOV-2006 19:02:04	Bright	34.500	82	48Bet UMa	2.3650	10600.	69	24530	No
171	GOM_NL__2PRFIN20061108_190556_000000332052_00428_24530_3474.N1	08-NOV-2006 19:05:56	Bright	32.500	174	52Psi UMa	3.0040	4400.0	65	24530	No
172	GOM_NL__2PRFIN20061108_191351_000000382052_00428_24530_3475.N1	08-NOV-2006 19:13:51	Bright	38.000	96	68Del Leo	2.5600	9300.0	76	24530	No
173	GOM_NL__2PRFIN20061108_193401_000000382052_00428_24530_3476.N1	08-NOV-2006 19:34:01	Dark	38.000	113	Mu Vel	2.6920	5000.0	76	24530	No
174	GOM_NL__2PRFIN20061108_193934_000000402052_00429_24531_3462.N1	08-NOV-2006 19:39:34	Dark	40.000	46	Del Vel	1.9540	10600.	80	24531	No
175	GOM_NL__2PRFIN20061108_194104_000000402052_00429_24531_3463.N1	08-NOV-2006 19:41:04	Dark	39.500	34	Gam2Vel	1.7930	23000.	79	24531	No
176	GOM_NL__2PRFIN20061108_194609_000000422052_00429_24531_3464.N1	08-NOV-2006 19:46:09	Dark	41.500	2	Alp Car	-0.73600	7000.0	83	24531	No
177	GOM_NL__2PRFIN20061108_195537_000000332052_00429_24531_3465.N1	08-NOV-2006 19:55:37	Straylight	33.000	157	The1Eri	2.9060	9300.0	66	24531	No
178	GOM_NL__2PRFIN20061108_200909_000000442052_00429_24531_3466.N1	08-NOV-2006 20:09:09	Twi_and_stray	43.500	94	92Alp Cet	2.5260	3100.0	87	24531	No
179	GOM_NL__2PRFIN20061108_201345_000000322052_00429_24531_3467.N1	08-NOV-2006 20:13:45	Bright	32.000	105	6Bet Ari	2.6450	8900.0	64	24531	No
180	GOM_NL__2PRFIN20061108_201757_000000302052_00429_24531_3468.N1	08-NOV-2006 20:17:57	Bright	30.000	173	4Bet Tri	3.0040	8900.0	60	24531	No
181	GOM_NL__2PRFIN20061108_202000_000000312052_00429_24531_3469.N1	08-NOV-2006 20:20:00	Bright	30.500	73	57Gam1And	2.2600	13100.	61	24531	No
182	GOM_NL__2PRFIN20061108_202410_000000332052_00429_24531_3470.N1	08-NOV-2006 20:24:10	Bright	32.500	160	23Gam Per	2.9300	4700.0	65	24531	No
183	GOM_NL__2PRFIN20061108_203305_000000312052_00429_24531_3471.N1	08-NOV-2006 20:33:05	Bright	31.000	49	1Alp UMi	1.9900	6300.0	62	24531	No
184	GOM_NL__2PRFIN20061108_204102_000000342052_00429_24531_3472.N1	08-NOV-2006 20:41:02	Bright	34.000	36	50Alp UMa	1.8000	6300.0	68	24531	No
185	GOM_NL__2PRFIN20061108_204240_000000332052_00429_24531_3473.N1	08-NOV-2006 20:42:40	Bright	33.000	82	48Bet UMa	2.3650	10600.	66	24531	No
186	GOM_NL__2PRFIN20061108_204631_000000352052_00429_24531_3474.N1	08-NOV-2006 20:46:31	Bright	35.000	174	52Psi UMa	3.0040	4400.0	70	24531	No
187	GOM_NL__2PRFIN20061108_205427_000000552052_00429_24531_3475.N1	08-NOV-2006 20:54:27	Bright	55.000	96	68Del Leo	2.5600	9300.0	110	24531	No
188	GOM_NL__2PRFIN20061108_211437_000000352052_00429_24531_3476.N1	08-NOV-2006 21:14:37	Dark	34.500	113	Mu Vel	2.6920	5000.0	69	24531	No
189	GOM_NL__2PRFIN20061108_212011_000000372052_00430_24532_3462.N1	08-NOV-2006 21:20:11	Dark	37.000	46	Del Vel	1.9540	10600.	74	24532	No
190	GOM_NL__2PRFIN20061108_212141_000000432052_00430_24532_3463.N1	08-NOV-2006 21:21:41	Dark	42.500	34	Gam2Vel	1.7930	23000.	85	24532	No
191	GOM_NL__2PRFIN20061108_212646_000000432052_00430_24532_3464.N1	08-NOV-2006 21:26:46	Dark	42.500	2	Alp Car	-0.73600	7000.0	85	24532	No
192	GOM_NL__2PRFIN20061108_213613_000000352052_00430_24532_3465.N1	08-NOV-2006 21:36:13	Straylight	34.500	157	The1Eri	2.9060	9300.0	69	24532	No
193	GOM_NL__2PRFIN20061108_214945_000000432052_00430_24532_3466.N1	08-NOV-2006 21:49:45	Twi_and_stray	42.500	94	92Alp Cet	2.5260	3100.0	85	24532	No
194	GOM_NL__2PRFIN20061108_215421_000000322052_00430_24532_3467.N1	08-NOV-2006 21:54:21	Bright	31.500	105	6Bet Ari	2.6450	8900.0	63	24532	No
195	GOM_NL__2PRFIN20061108_215832_000000302052_00430_24532_3468.N1	08-NOV-2006 21:58:32	Bright	29.500	173	4Bet Tri	3.0040	8900.0	59	24532	No
196	GOM_NL__2PRFIN20061108_220036_000000332052_00430_24532_3469.N1	08-NOV-2006 22:00:36	Bright	32.500	73	57Gam1And	2.2600	13100.	65	24532	No
197	GOM_NL__2PRFIN20061108_220445_000000342052_00430_24532_3470.N1	08-NOV-2006 22:04:45	Bright	34.000	160	23Gam Per	2.9300	4700.0	68	24532	No
198	GOM_NL__2PRFIN20061108_221341_000000312052_00430_24532_3471.N1	08-NOV-2006 22:13:41	Bright	30.500	49	1Alp UMi	1.9900	6300.0	61	24532	No
199	GOM_NL__2PRFIN20061108_222138_000000322052_00430_24532_3472.N1	08-NOV-2006 22:21:38	Bright	31.500	36	50Alp UMa	1.8000	6300.0	63	24532	No
200	GOM_NL__2PRFIN20061108_222316_000000332052_00430_24532_3473.N1	08-NOV-2006 22:23:16	Bright	32.500	82	48Bet UMa	2.3650	10600.	65	24532	No
201	GOM_NL__2PRFIN20061108_222707_000000362052_00430_24532_3474.N1	08-NOV-2006 22:27:07	Bright	35.500	174	52Psi UMa	3.0040	4400.0	71	24532	No
202	GOM_NL__2PRFIN20061108_223503_000000352052_00430_24532_3475.N1	08-NOV-2006 22:35:03	Bright	35.000	96	68Del Leo	2.5600	9300.0	70	24532	No
203	GOM_NL__2PRFIN20061108_225513_000000372052_00430_24532_3476.N1	08-NOV-2006 22:55:13	Dark	37.000	113	Mu Vel	2.6920	5000.0	74	24532	No
204	GOM_NL__2PRFIN20061108_230047_000000362052_00431_24533_3462.N1	08-NOV-2006 23:00:47	Dark	35.500	46	Del Vel	1.9540	10600.	71	24533	No
205	GOM_NL__2PRFIN20061108_230218_000000422052_00431_24533_3463.N1	08-NOV-2006 23:02:18	Dark	42.000	34	Gam2Vel	1.7930	23000.	84	24533	No
206	GOM_NL__2PRFIN20061108_230722_000000552052_00431_24533_3464.N1	08-NOV-2006 23:07:22	Dark	55.000	2	Alp Car	-0.73600	7000.0	110	24533	No
207	GOM_NL__2PRFIN20061108_231649_000000332052_00431_24533_3465.N1	08-NOV-2006 23:16:49	Straylight	33.000	157	The1Eri	2.9060	9300.0	66	24533	No
208	GOM_NL__2PRFIN20061108_233021_000000412052_00431_24533_3466.N1	08-NOV-2006 23:30:21	Twi_and_stray	40.500	94	92Alp Cet	2.5260	3100.0	81	24533	No
209	GOM_NL__2PRFIN20061108_233457_000000302052_00431_24533_3467.N1	08-NOV-2006 23:34:57	Bright	30.000	105	6Bet Ari	2.6450	8900.0	60	24533	No
210	GOM_NL__2PRFIN20061108_233908_000000302052_00431_24533_3468.N1	08-NOV-2006 23:39:08	Bright	30.000	173	4Bet Tri	3.0040	8900.0	60	24533	No
211	GOM_NL__2PRFIN20061108_234111_000000322052_00431_24533_3469.N1	08-NOV-2006 23:41:11	Bright	31.500	73	57Gam1And	2.2600	13100.	63	24533	No
212	GOM_NL__2PRFIN20061108_234520_000000322052_00431_24533_3470.N1	08-NOV-2006 23:45:20	Bright	32.000	160	23Gam Per	2.9300	4700.0	64	24533	No
213	GOM_NL__2PRFIN20061108_235417_000000302052_00431_24533_3471.N1	08-NOV-2006 23:54:17	Bright	29.500	49	1Alp UMi	1.9900	6300.0	59	24533	No

3. Quality information per product

In this section it is plotted some information contained in the Quality Summary data set of the level 2 products. Only products in dark limb conditions and without errors (error flag in


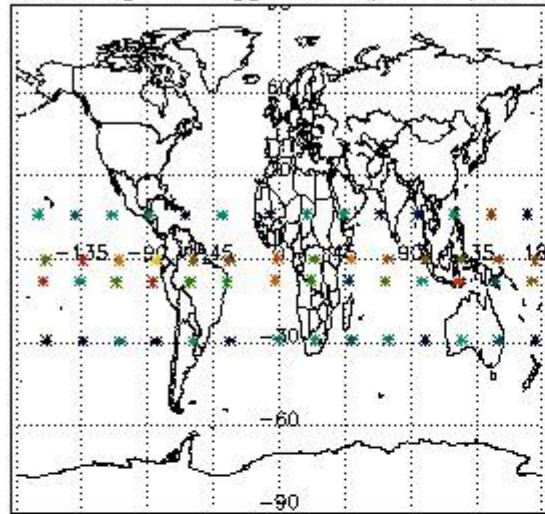
the MPH set to "0") are used.

3.1 Plot quality information per product (time dependant)

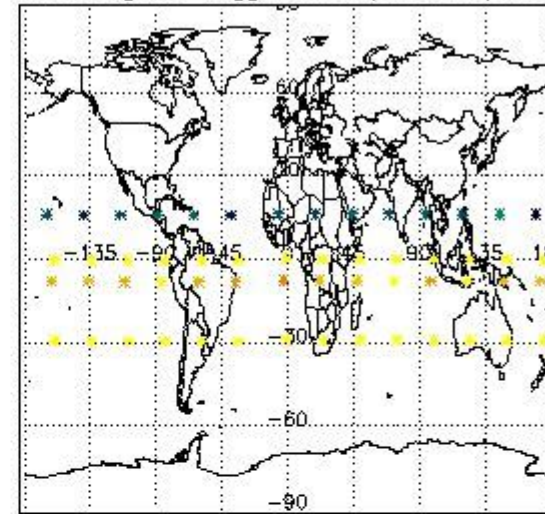


3.2 Plot quality information per product (world map)

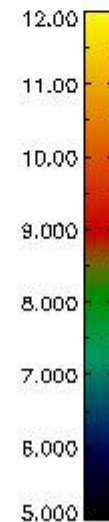
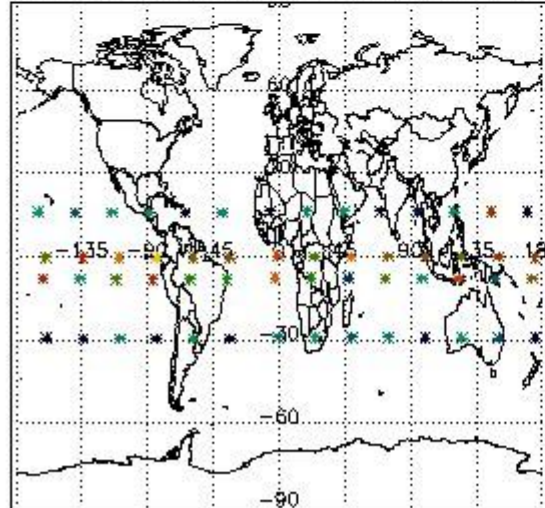
Percentage of flagged data per O3 profile



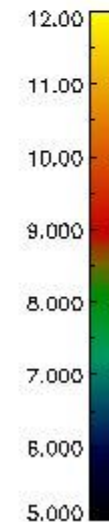
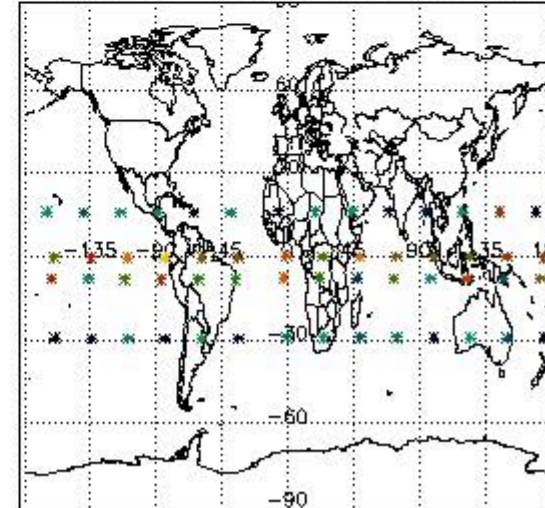
Percentage of flagged data per H2O profile



Percentage of flagged data per NO2 profile



Percentage of flagged data per NO3 profile

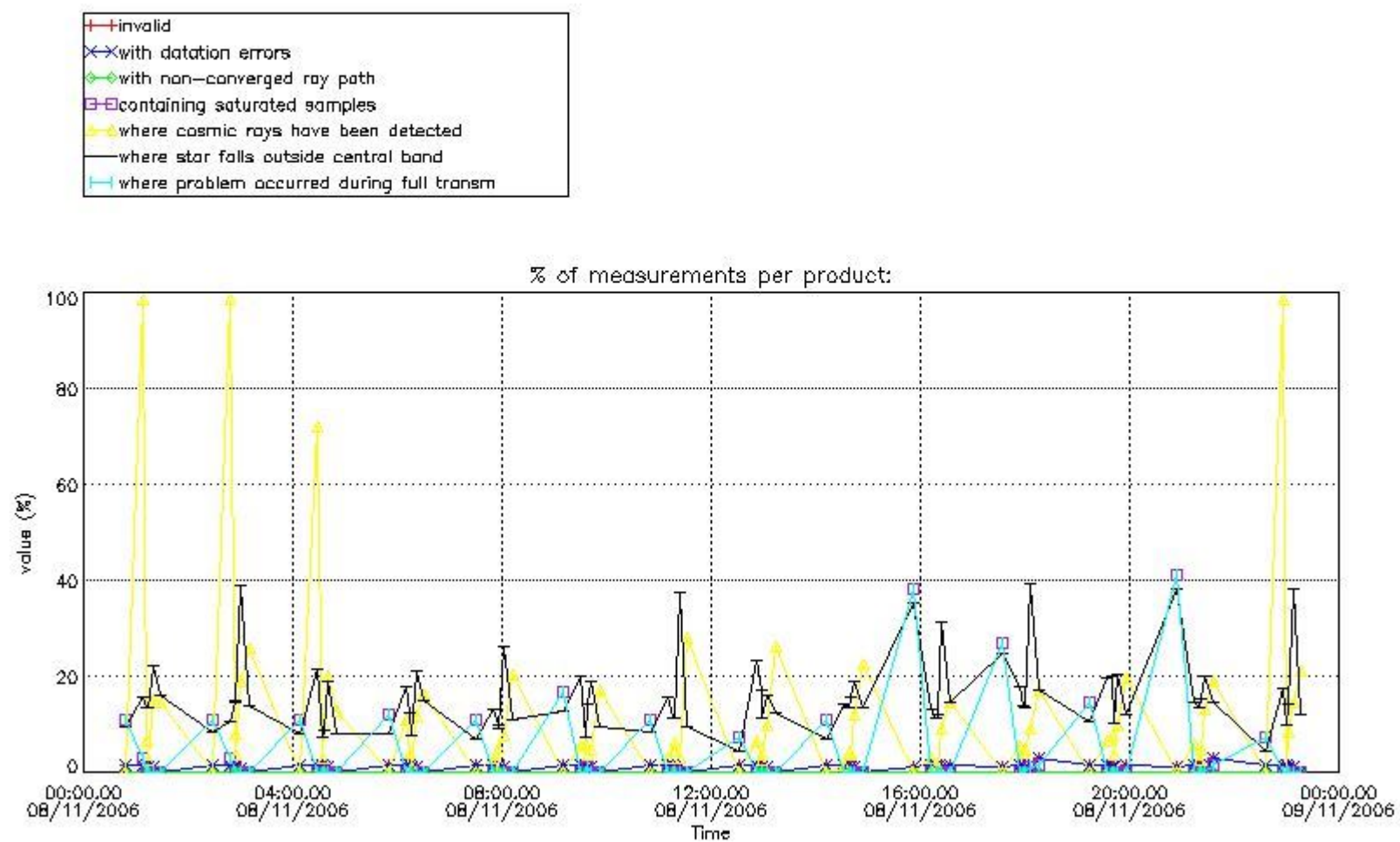


4. Level 1 quality information per product

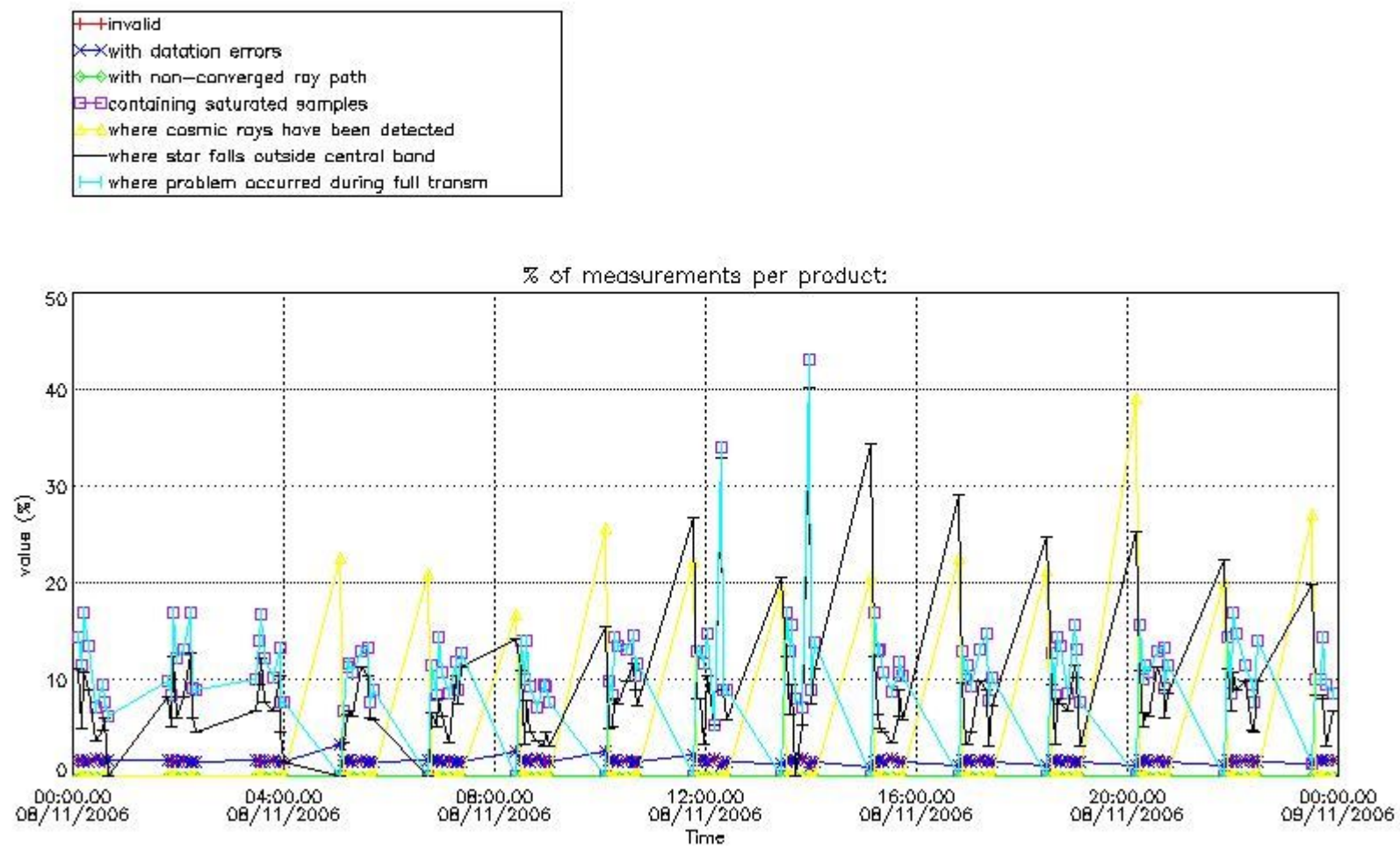
In this section it is plotted some information contained in the Quality Summary data set of the level 2 products that comes from the level 1b processing. Products without errors (error flag in the MPH set to "0") are used.

4.1 Plot quality information per product (time dependant) coming from level 1b processing

4.1.1 Plot level 1 quality information per product (time dependant): ENVISAT ASCENDING passes



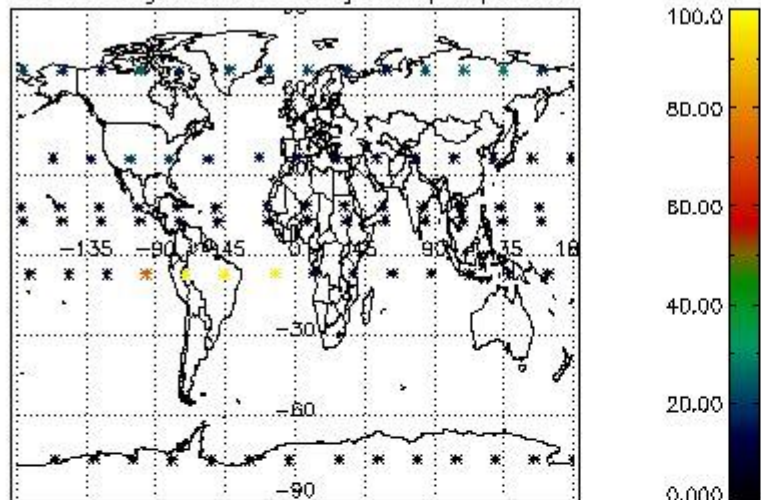
4.1.2 Plot level 1 quality information per product (time dependant): ENVI SAT DESCENDING passes



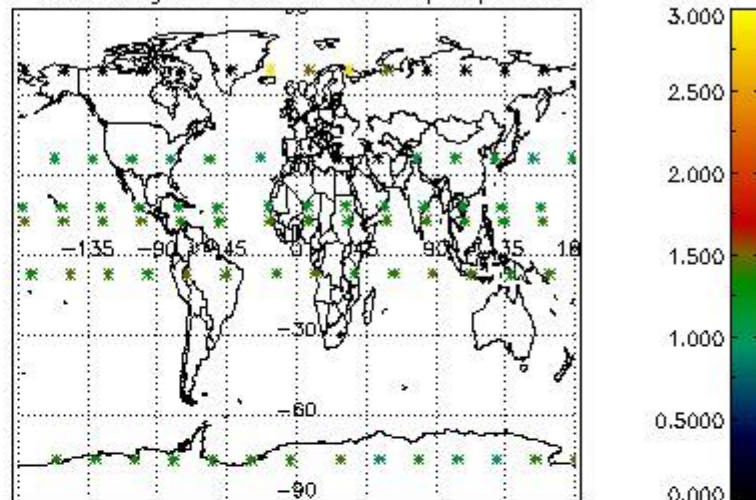
4.2 Plot quality information per product coming from level 1b processing (world map)

4.2.1 Plot level 1 quality information per product (world map): ENVISAT ASCENDING passes

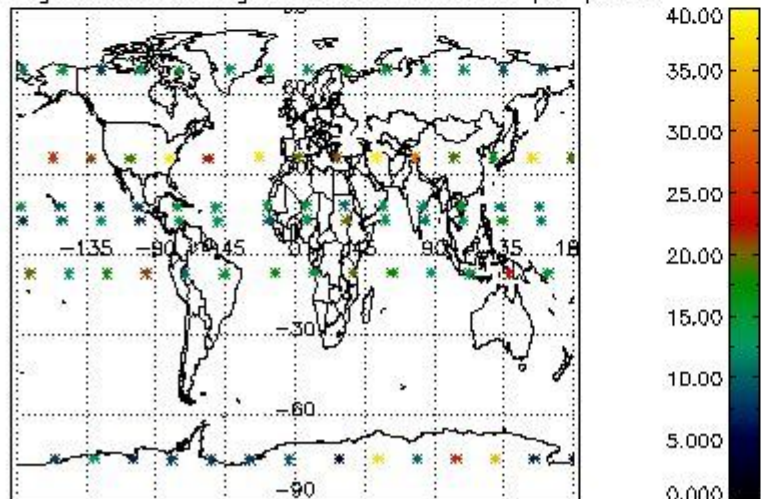
Percentage of cosmic ray hits per profile



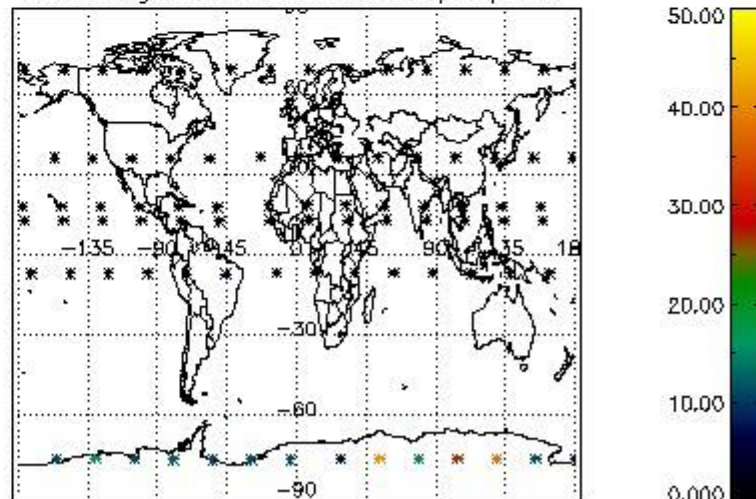
Percentage of datation errors per profile



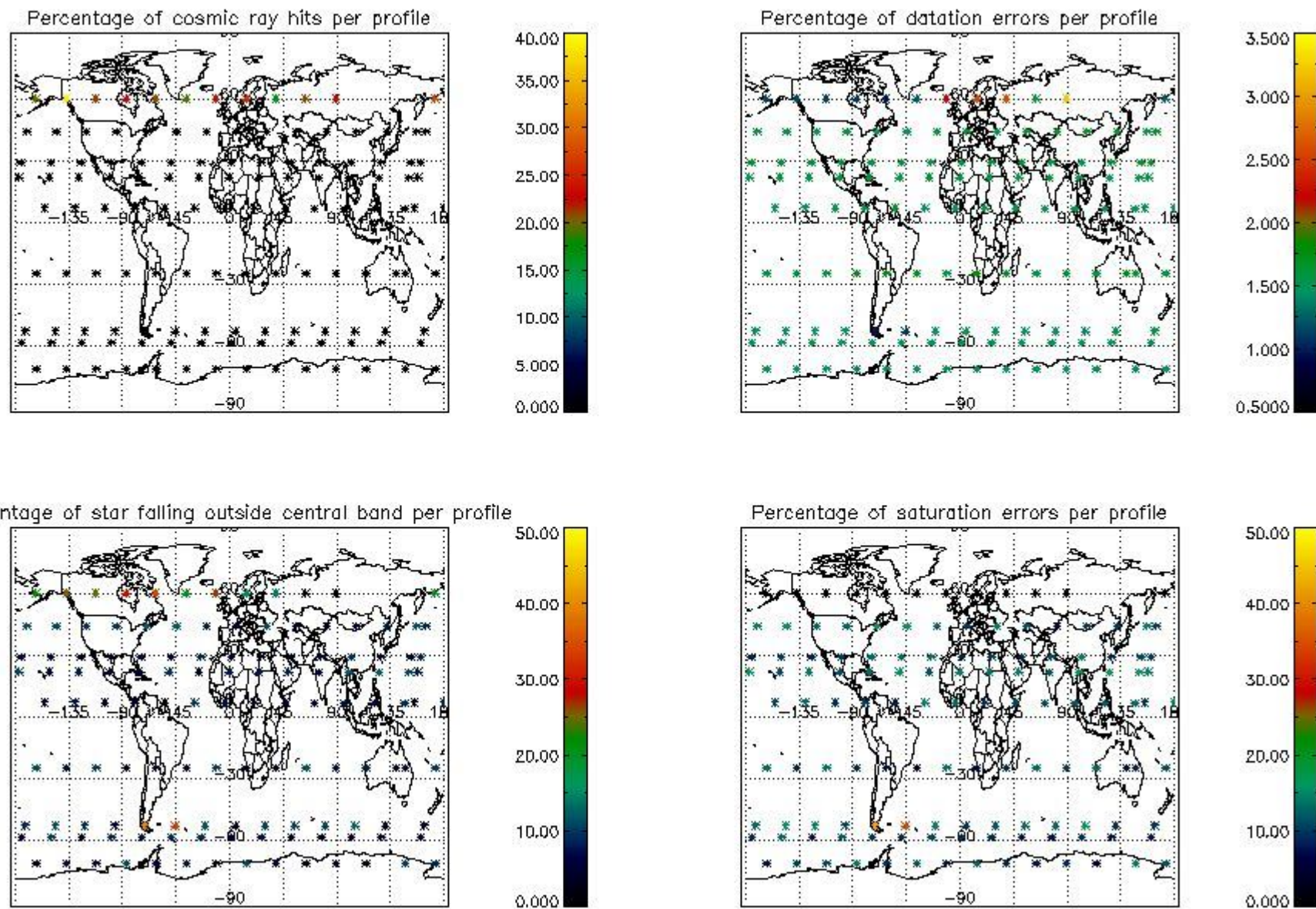
Percentage of star falling outside central band per profile



Percentage of saturation errors per profile



4.2.2 Plot level 1 quality information per product (world map): ENVISAT DESCENDING passes



5. Trace gas profiles

5.1 Ozone statistics based on quality of products

The final quality of the products can be "measured" using the STD (Standard Deviation) attached to every point profile. This information is written to the parameter GOM_NL__2P/NL_LOCAL_SPECIES_DENSITY/o3_std of the level 2 products. The table below shows the statistics for given STD ranges.

The statistics are given with respect to the overall valid production:

- Products without fatal errors: GOM_NL__2P/MPH/PRODUCT_ERR=0
- Valid point profile: GOM_NL__2P/NL_LOCAL_SPECIES_DENSITY/pcd(0)=0

The 'Criteria' is applied to valid points of dark limb products:

- Products in dark limb illumination condition: GOM_NL__2P/NL_SUMMARY_QUALITY/obs_ill_cond=0
- Products without fatal errors: GOM_NL__2P/MPH/PRODUCT_ERR=0
- Valid point profile: GOM_NL__2P/NL_LOCAL_SPECIES_DENSITY/pcd(0)=0

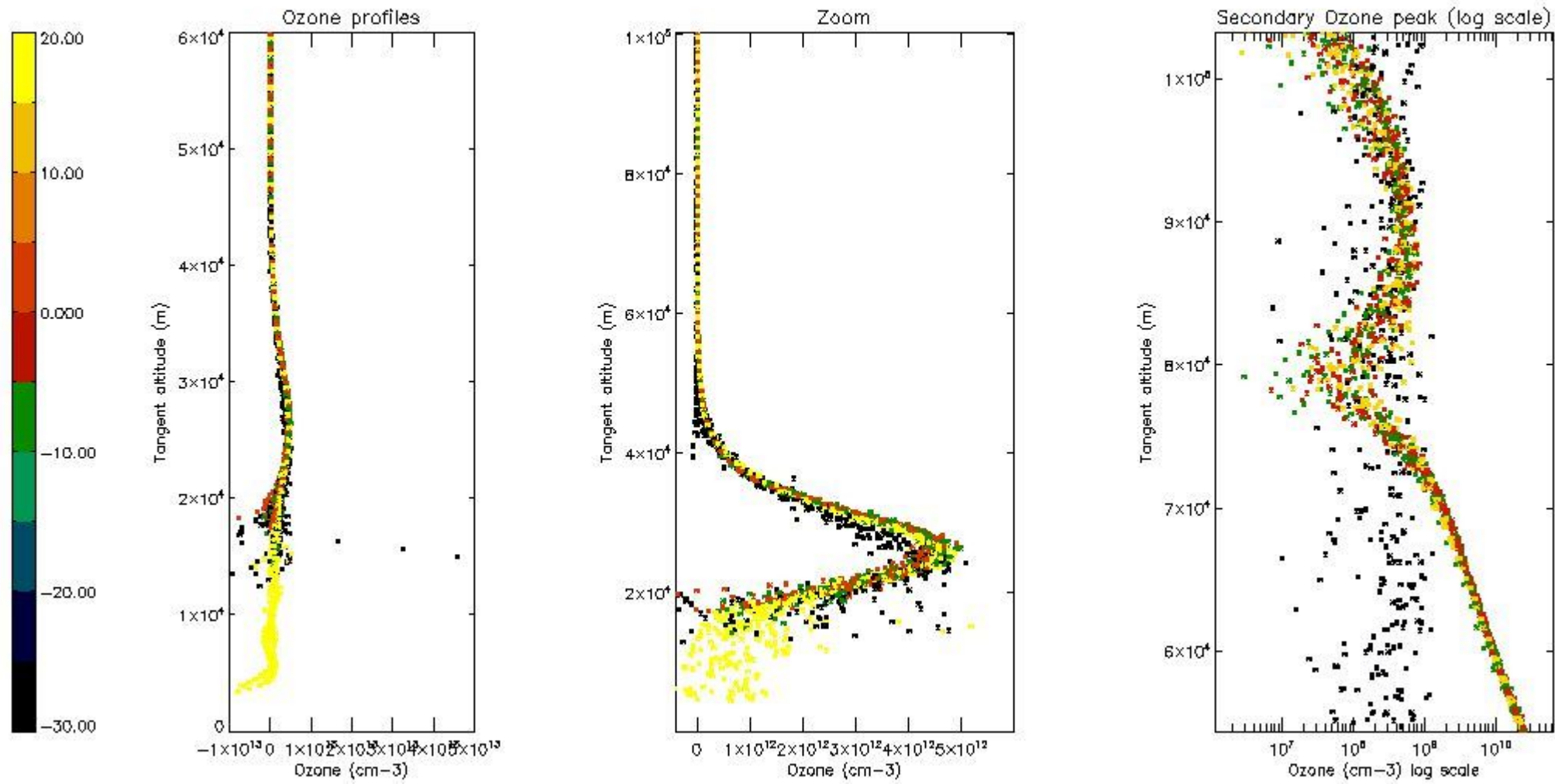
So, the table below shows the percentage of dark limb and valid observations for each criteria with respect to the overall valid daily observations.

Criteria	% of total production
All STD	30
STD < 20	21

STD < 10	17
STD < 5	14

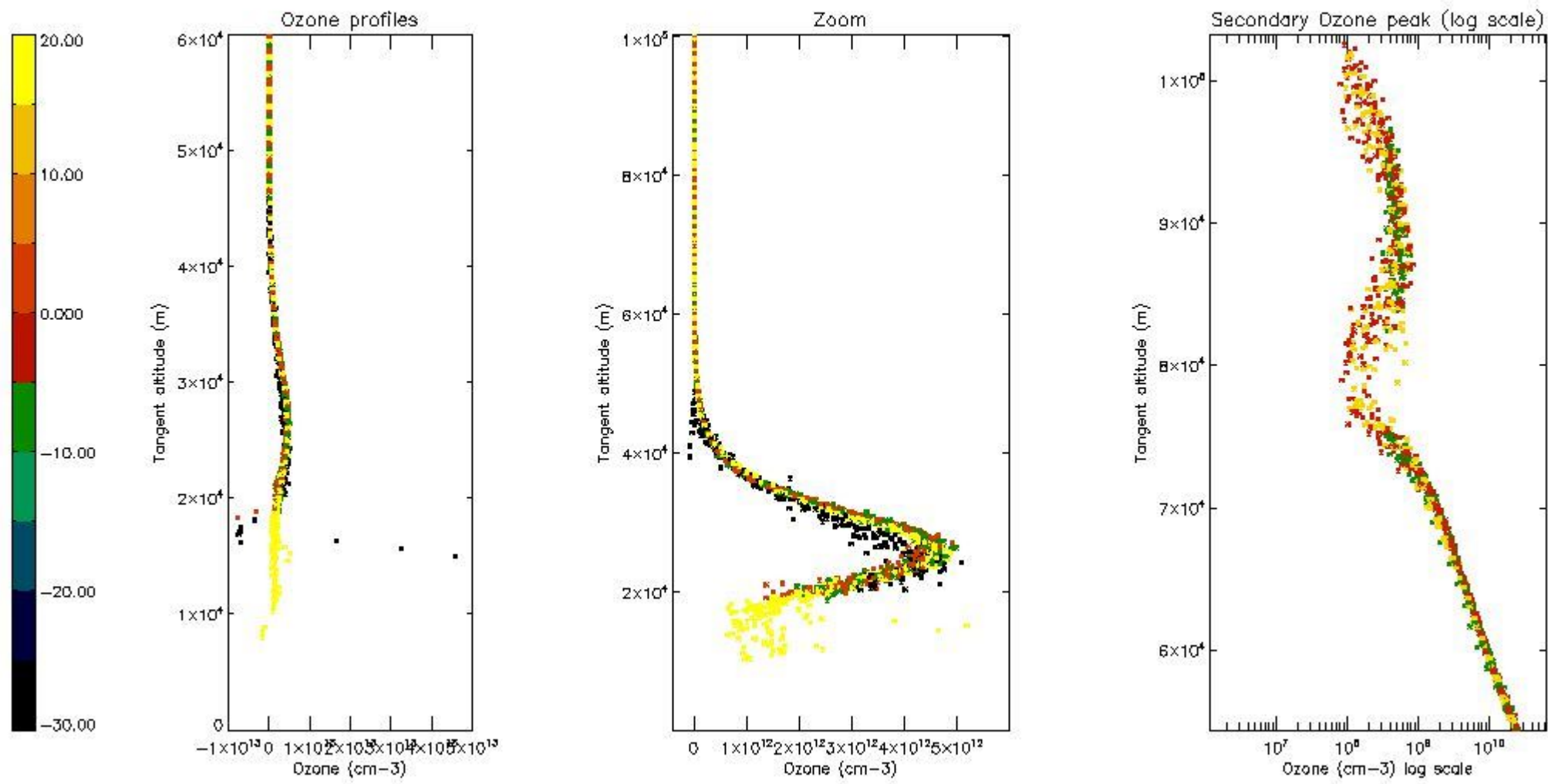
5.2 Plot ozone profiles for all STD (dark without errors)

The colorbar represents the latitude.



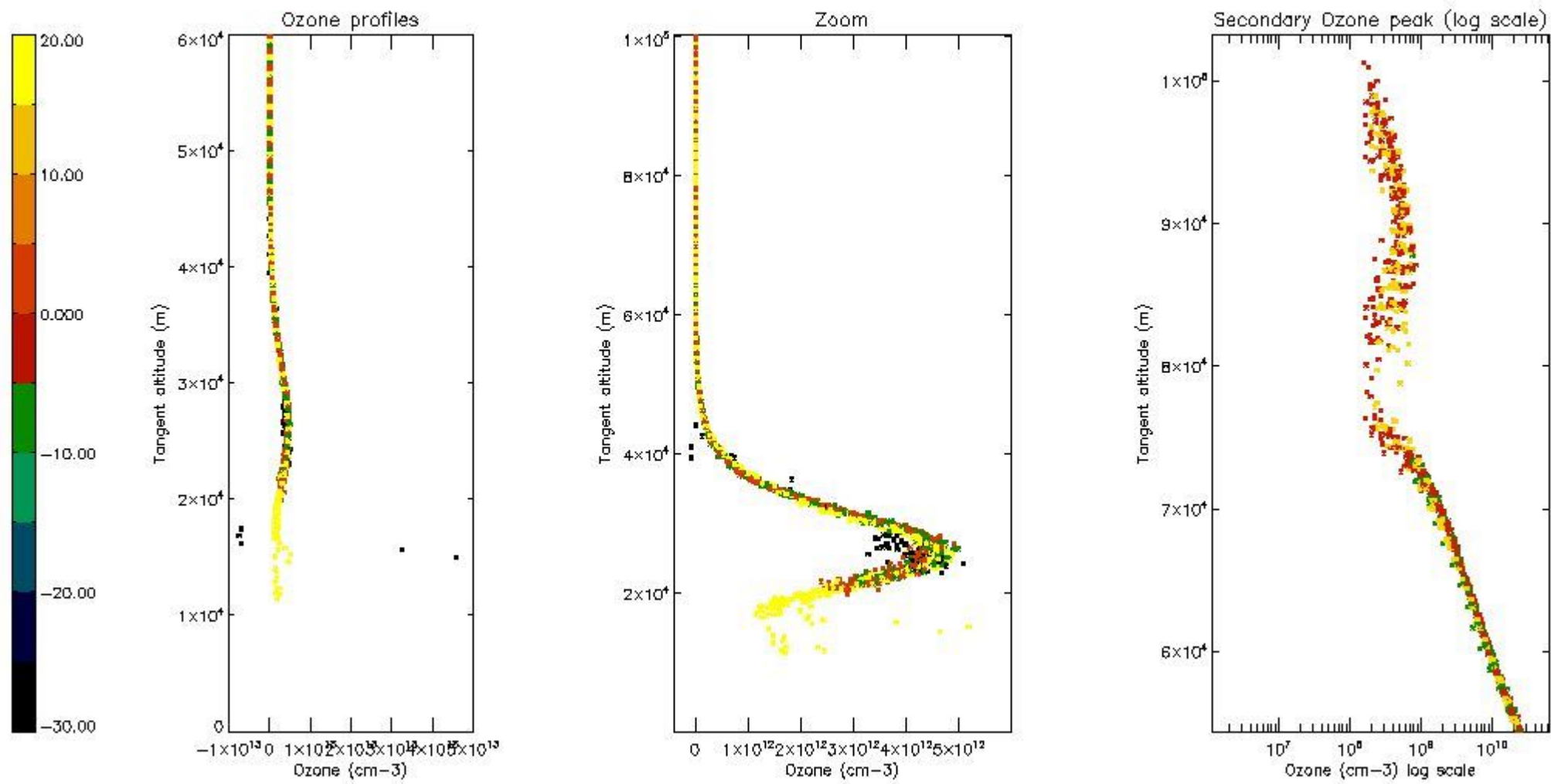
5.3 Plot ozone profiles where STD < 20% (dark without errors)

The colorbar represents the latitude.



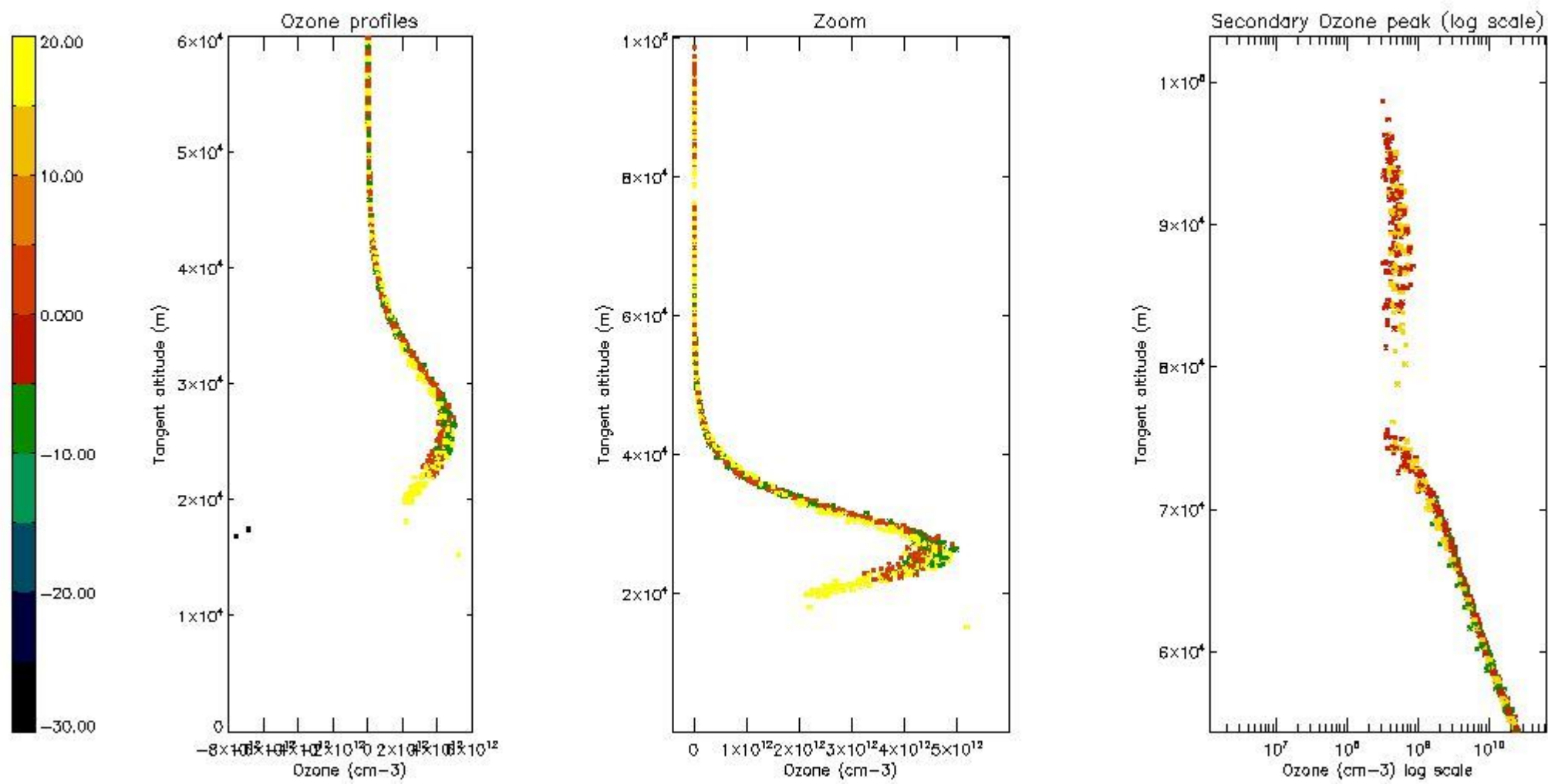
5.4 Plot ozone profiles where $STD < 10\%$ (dark without errors)

The colorbar represents the latitude.



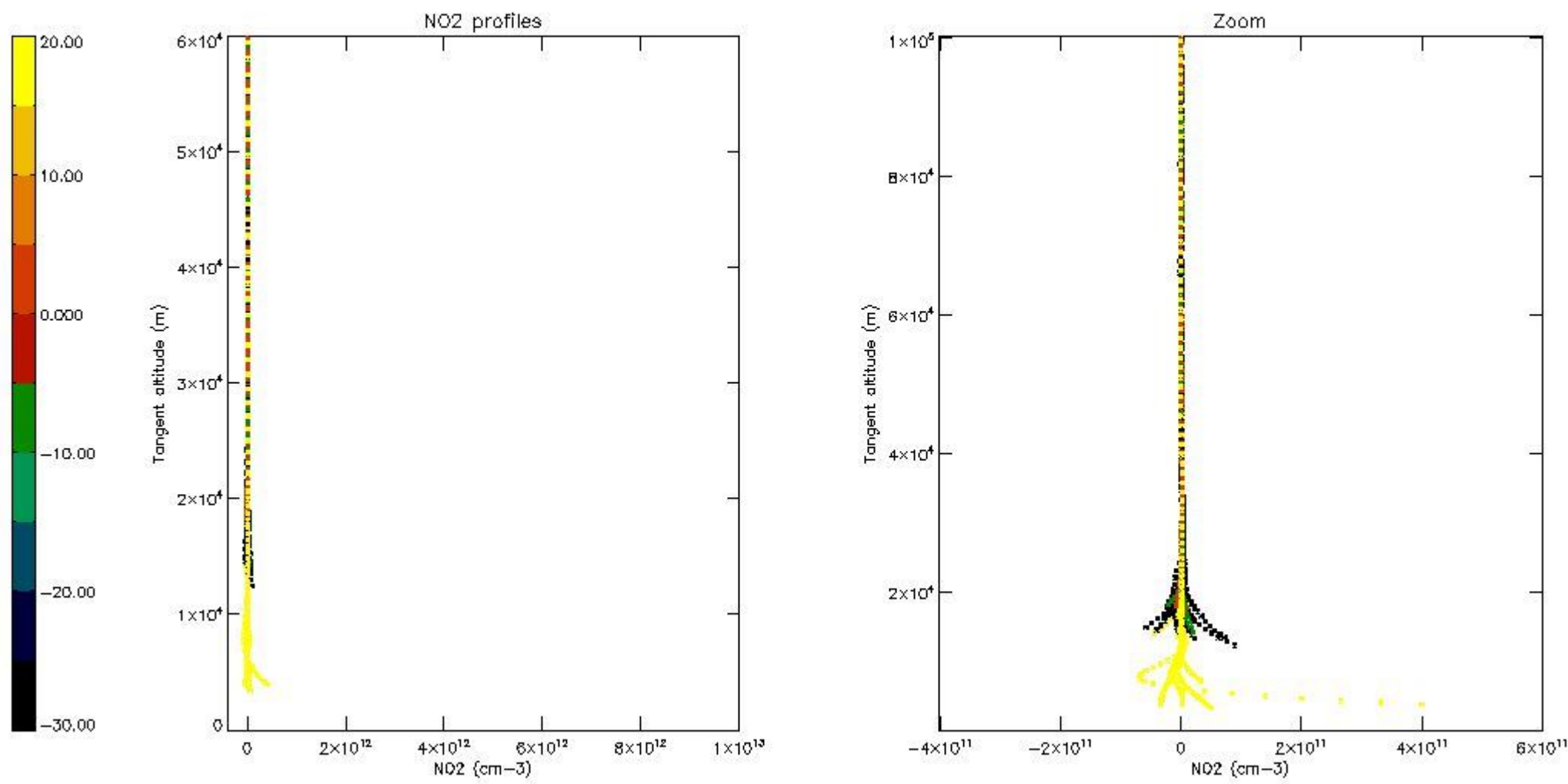
5.5 Plot ozone profiles where $STD < 5\%$ (dark without errors)

The colorbar represents the latitude.



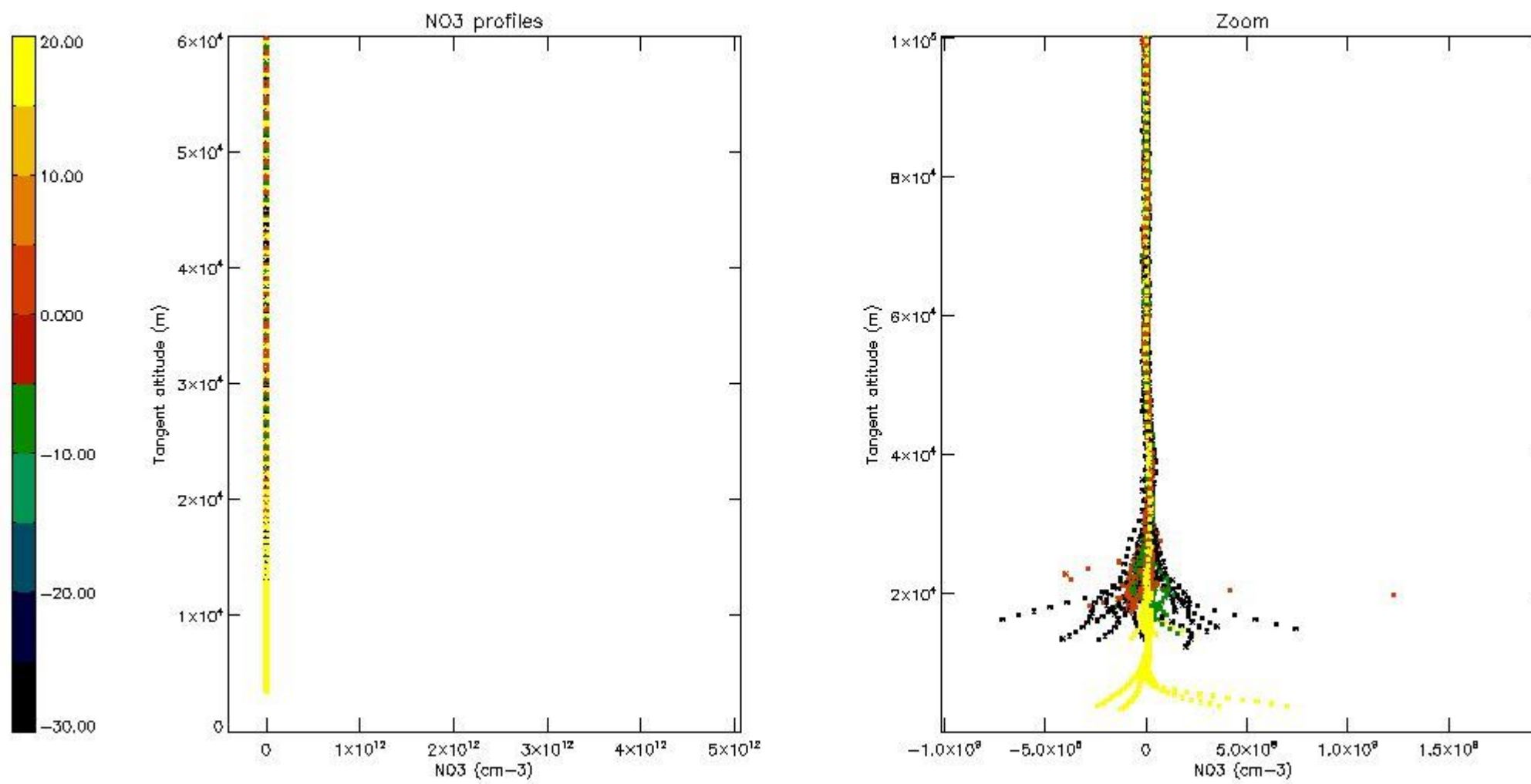
5.6 Plot NO₂ profiles for all STD (dark without errors)

The colorbar represents the latitude.



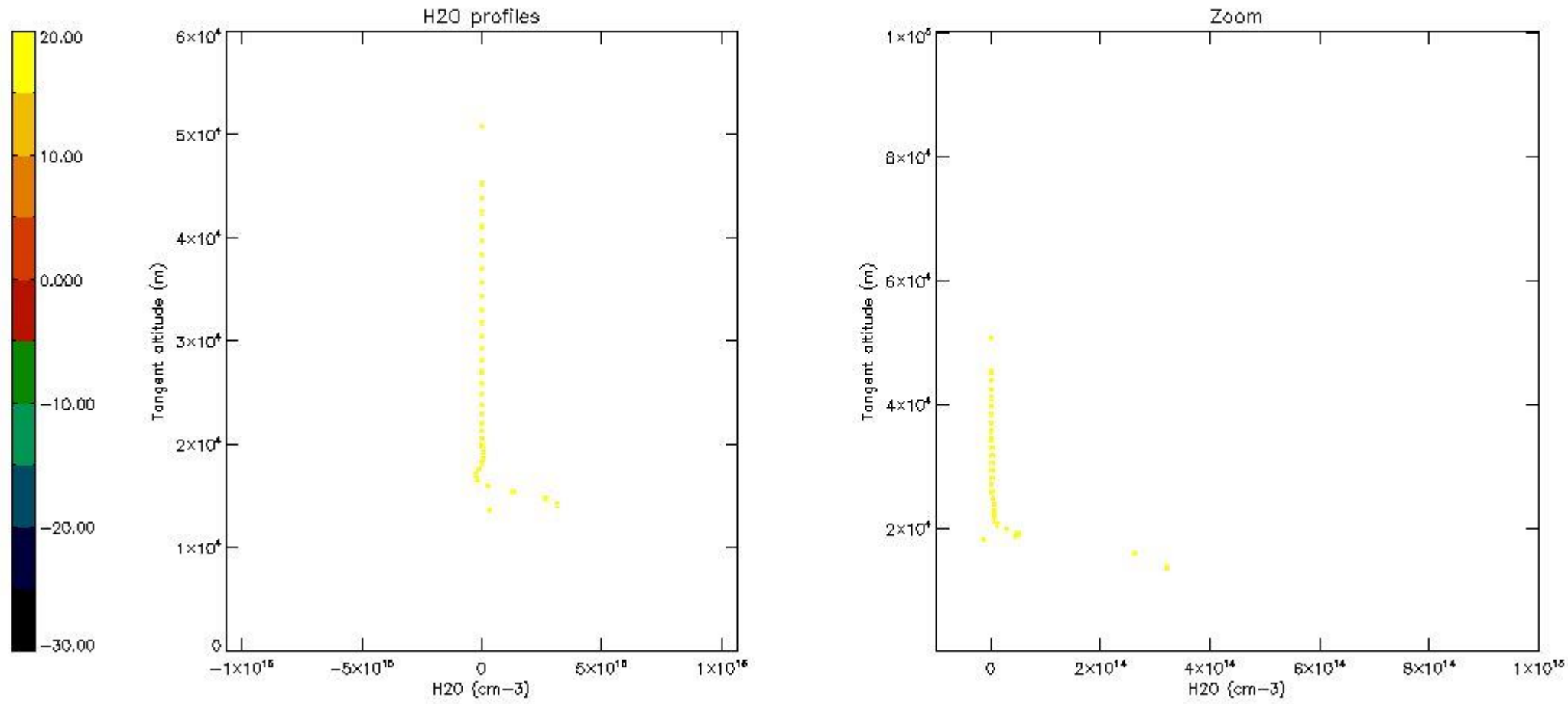
5.7 Plot NO3 profiles for all STD (dark without errors)

The colorbar represents the latitude.



5.8 Plot H₂O profiles for all STD (only for occultations of stars 1,2,3,4,13,14,16,26,63 dark without errors)

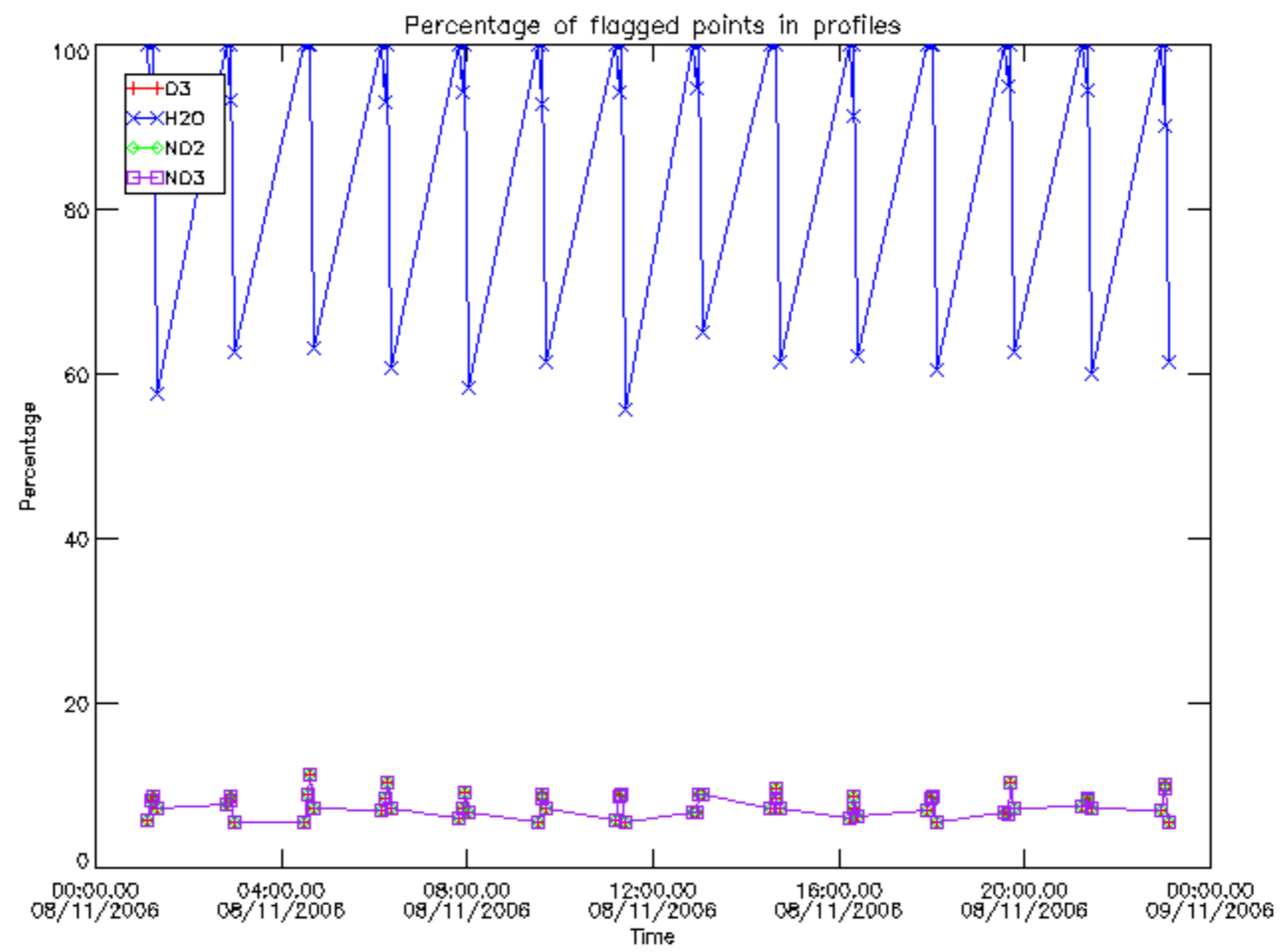
The colorbar represents the latitude.



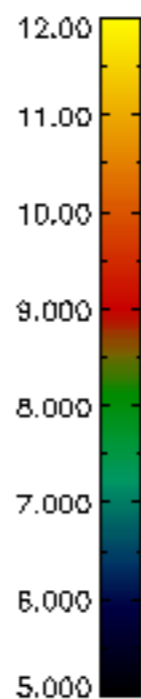
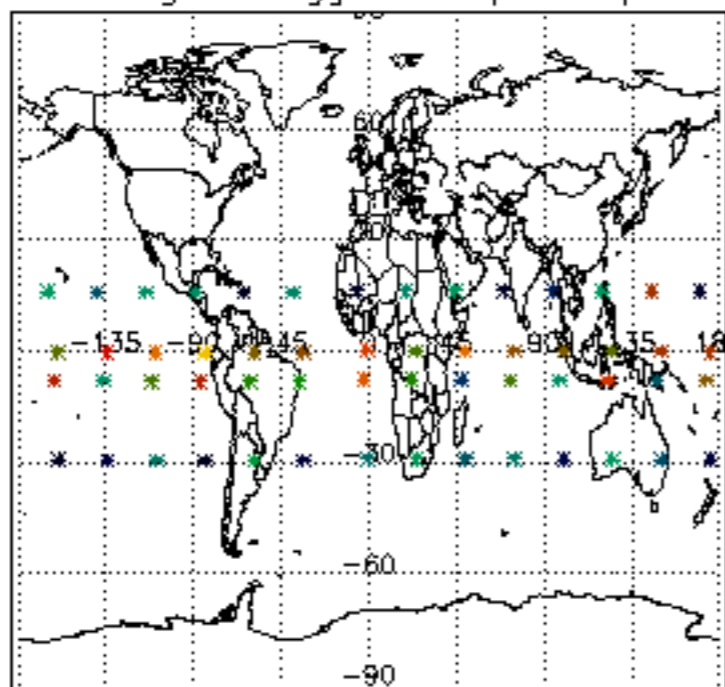
6. Auxiliary Data Files used for the production reported in section 2

The number reported in the third column indicates since which file (see list in section 2) the corresponding auxiliary file has been used. The fourth column is the date of those product files.

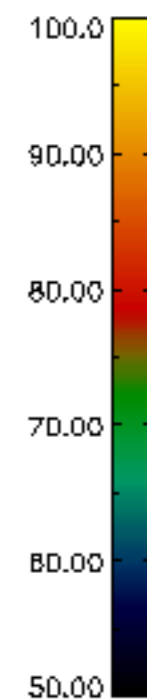
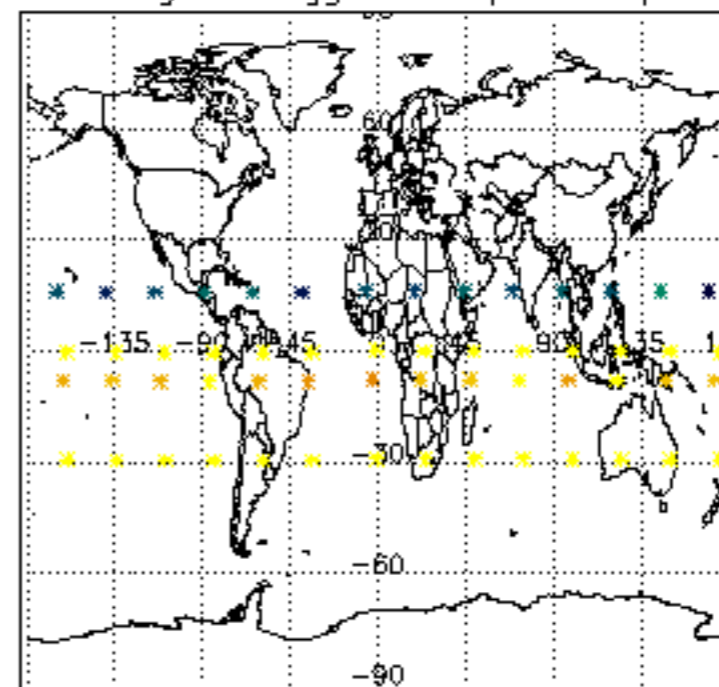
Type	Auxiliary Filename	Used since product	Used since product date
INST_PHYS_CHARACTERISTICS	GOM_INS_AXVIEC20091111_143220_20030716_120000_20500101_000000	1	08-NOV-2006 00:06:35
LEVEL-2_PROC_CONFIG	GOM_PR2_AXVIEC20091111_152718_20020301_000000_20500101_000000	1	08-NOV-2006 00:06:35
CROSS_SECTIONS_FILE	GOM_CRS_AXVIEC20091111_154832_20020301_000000_20500101_000000	1	08-NOV-2006 00:06:35



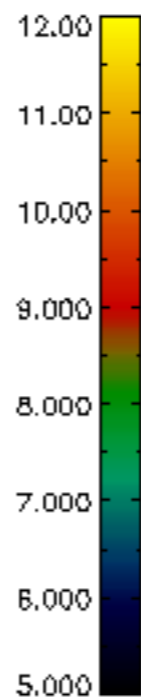
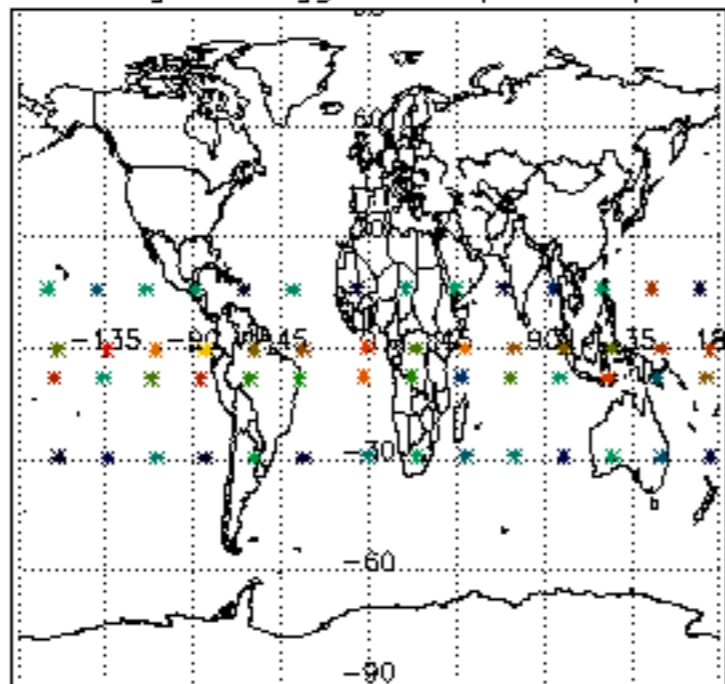
Percentage of flagged data per D3 profile



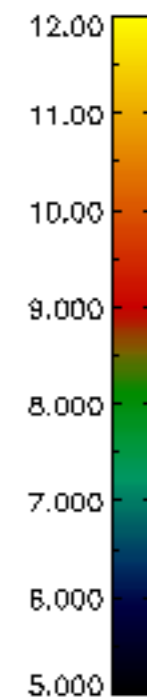
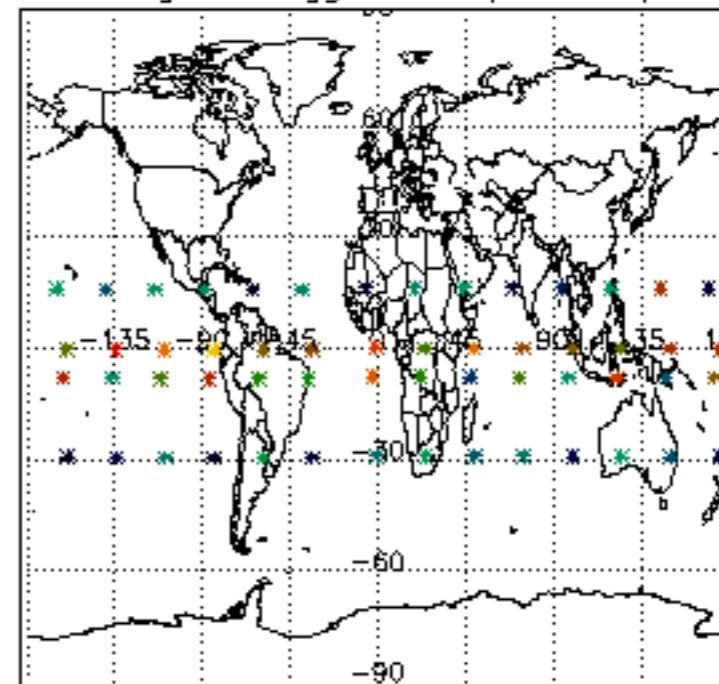
Percentage of flagged data per H2O profile

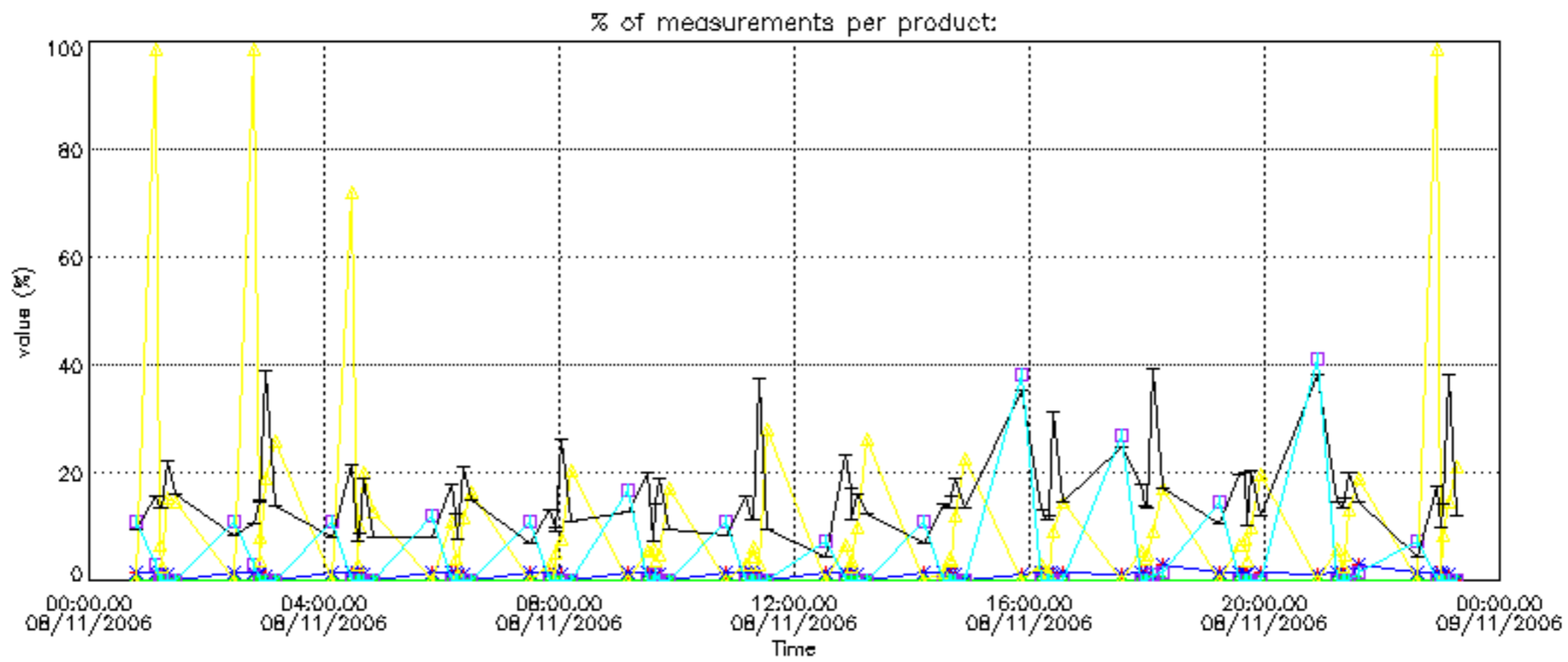


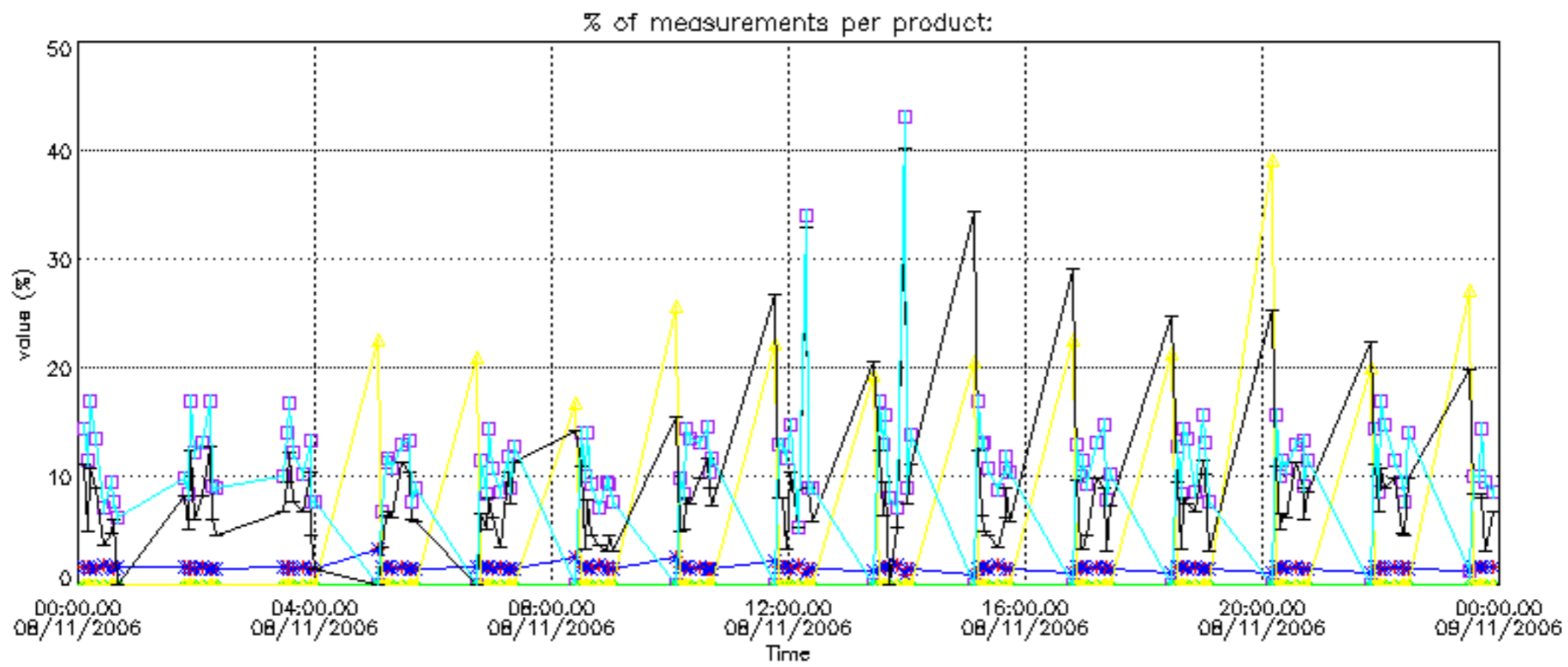
Percentage of flagged data per NO2 profile



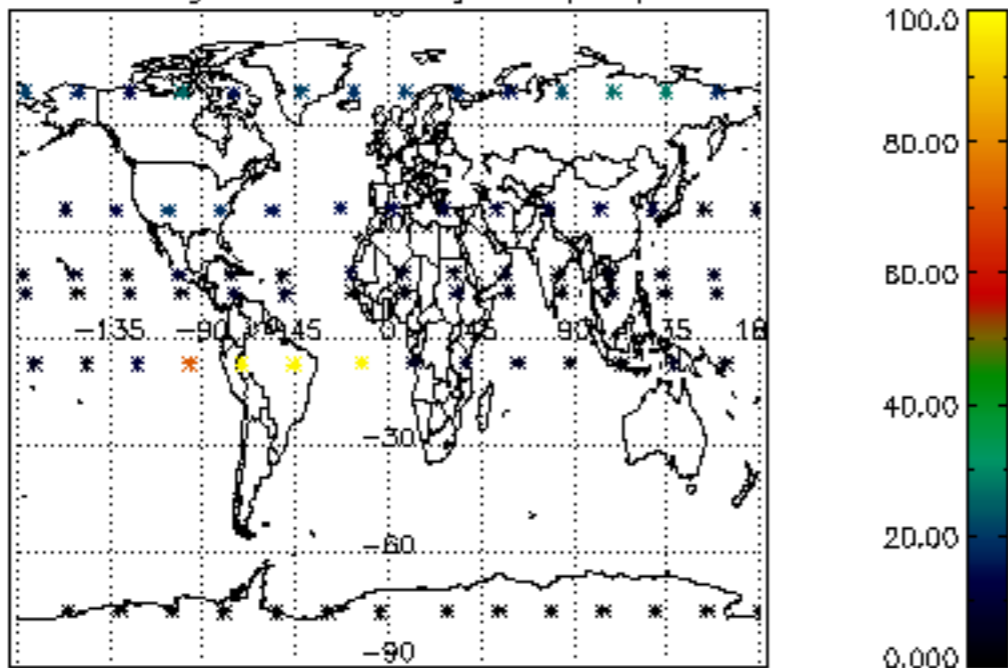
Percentage of flagged data per NO3 profile



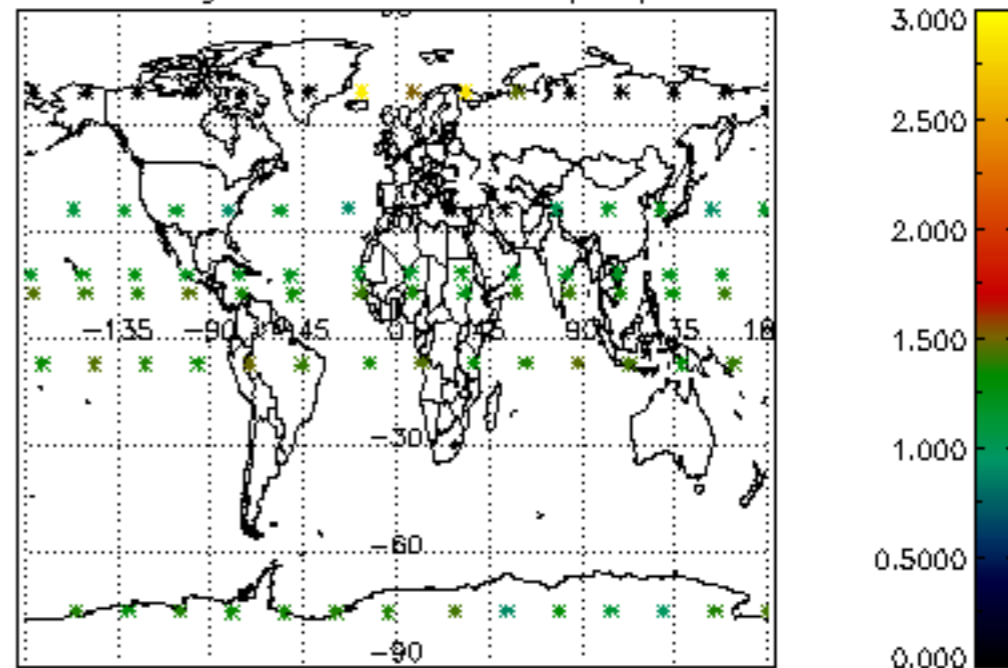




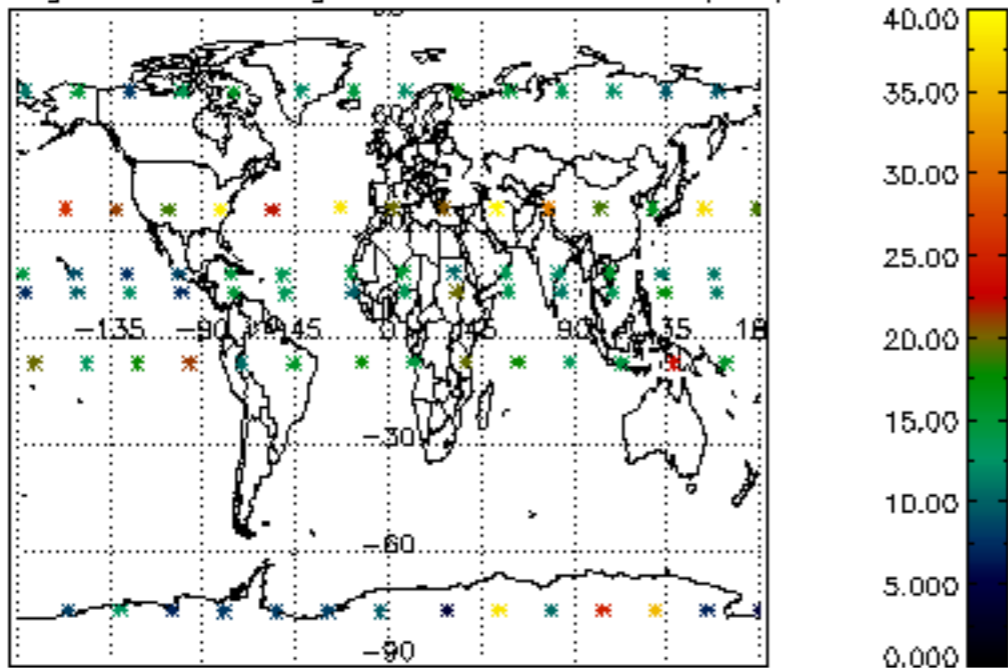
Percentage of cosmic ray hits per profile



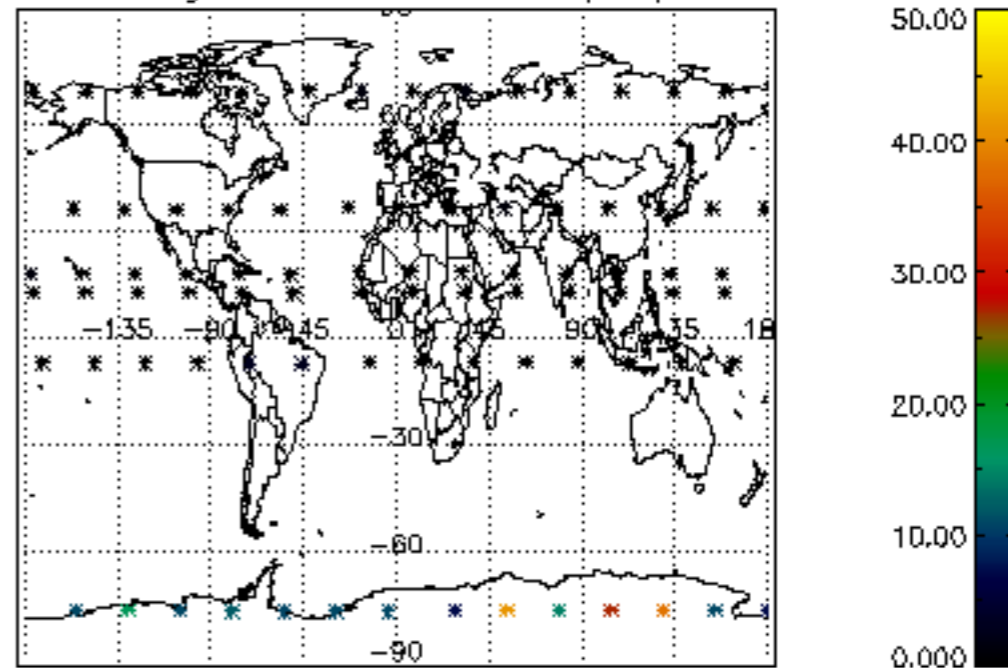
Percentage of datation errors per profile



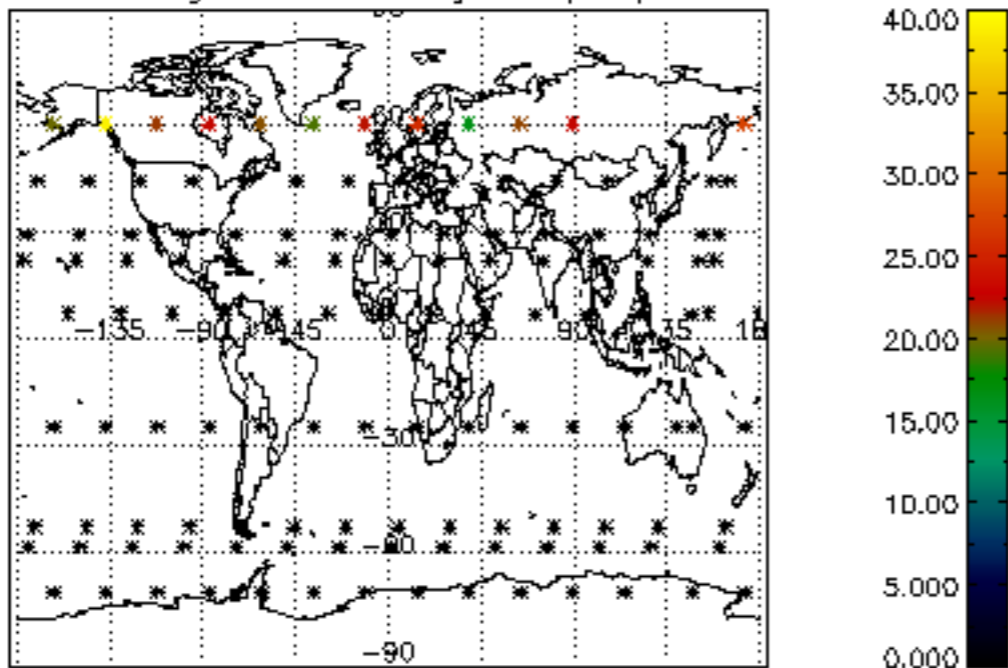
Percentage of star falling outside central band per profile



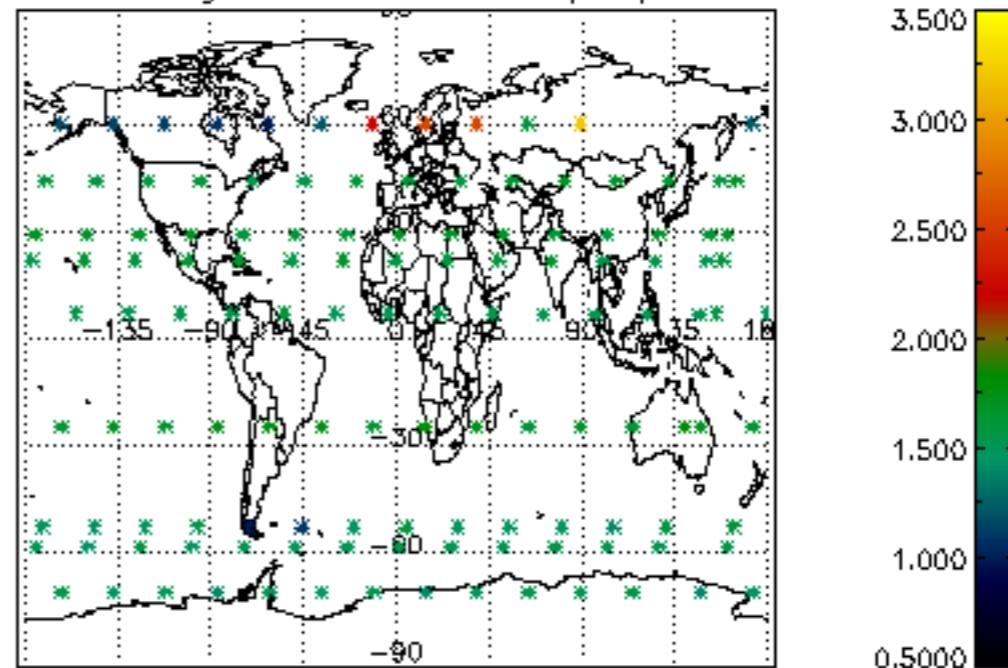
Percentage of saturation errors per profile



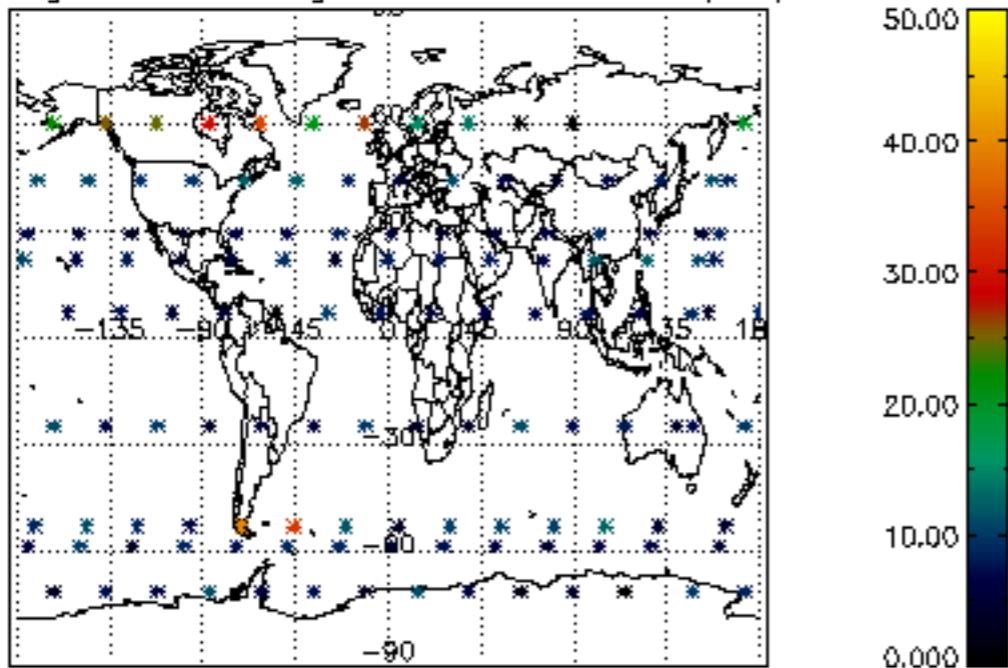
Percentage of cosmic ray hits per profile



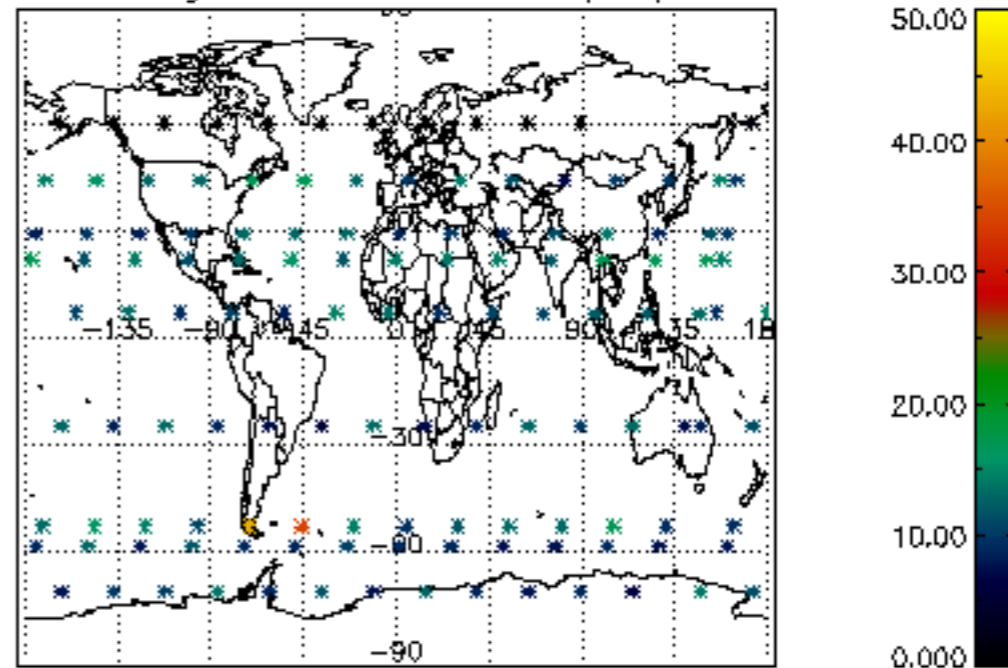
Percentage of datation errors per profile

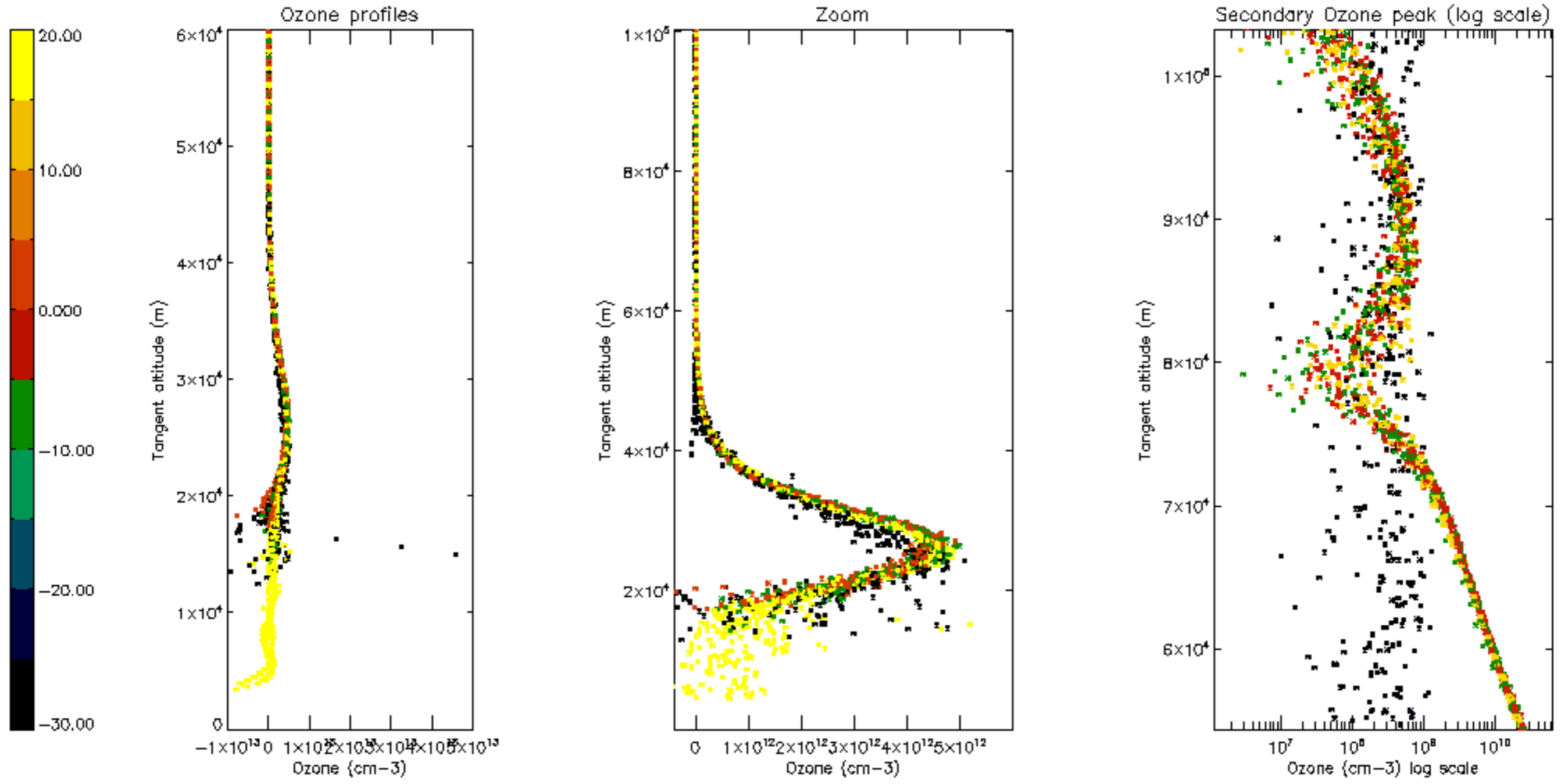


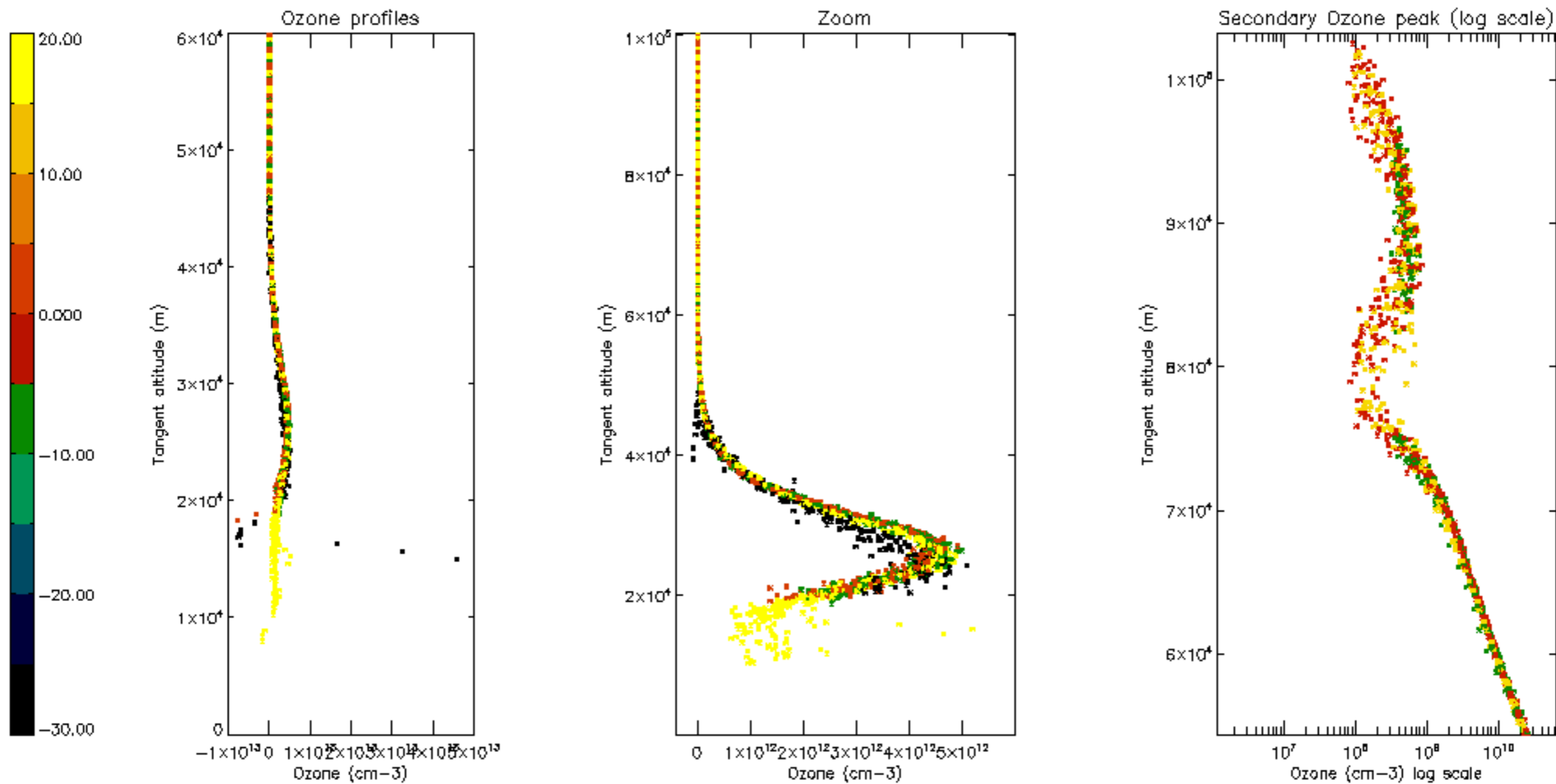
Percentage of star falling outside central band per profile

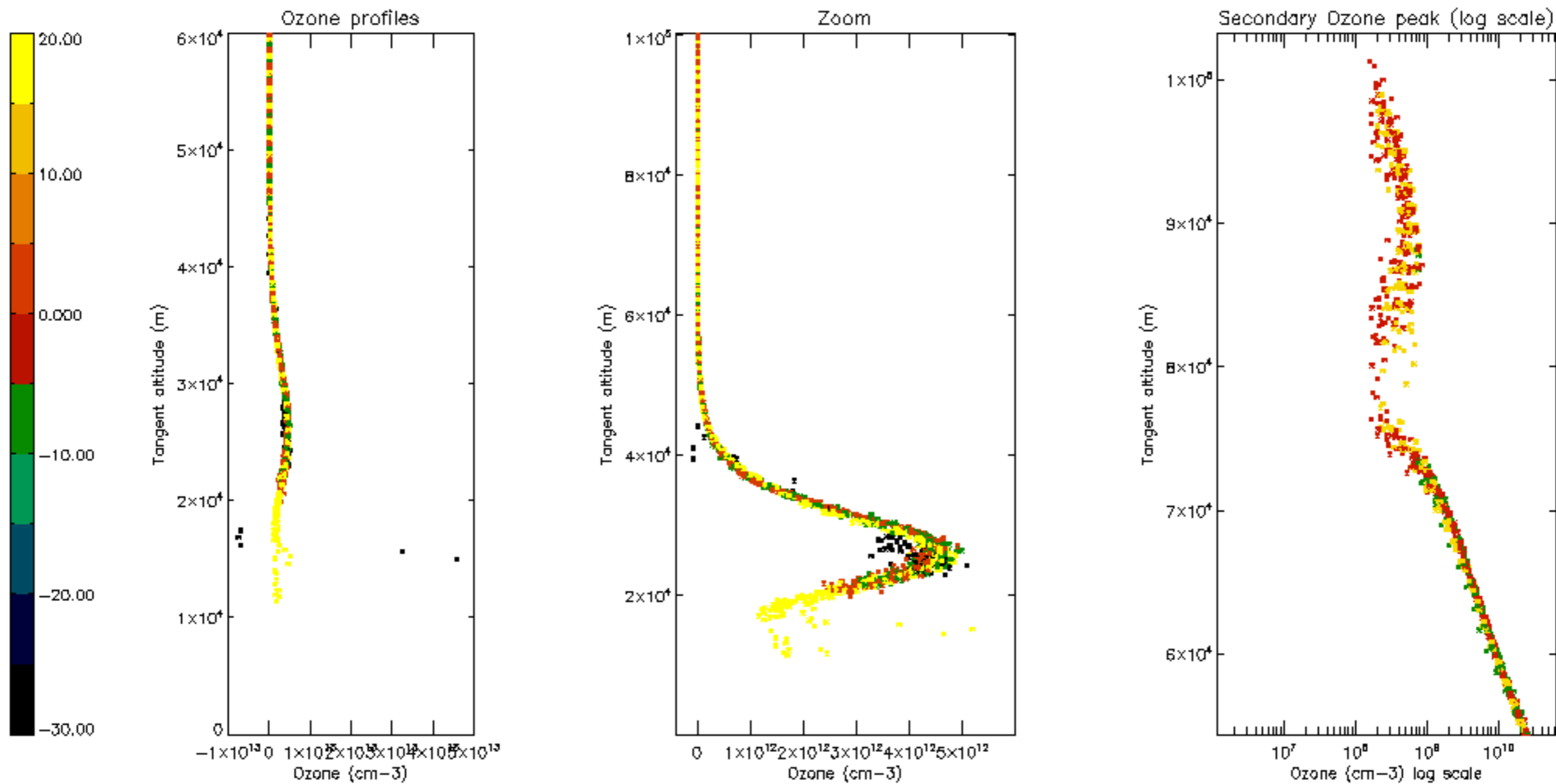


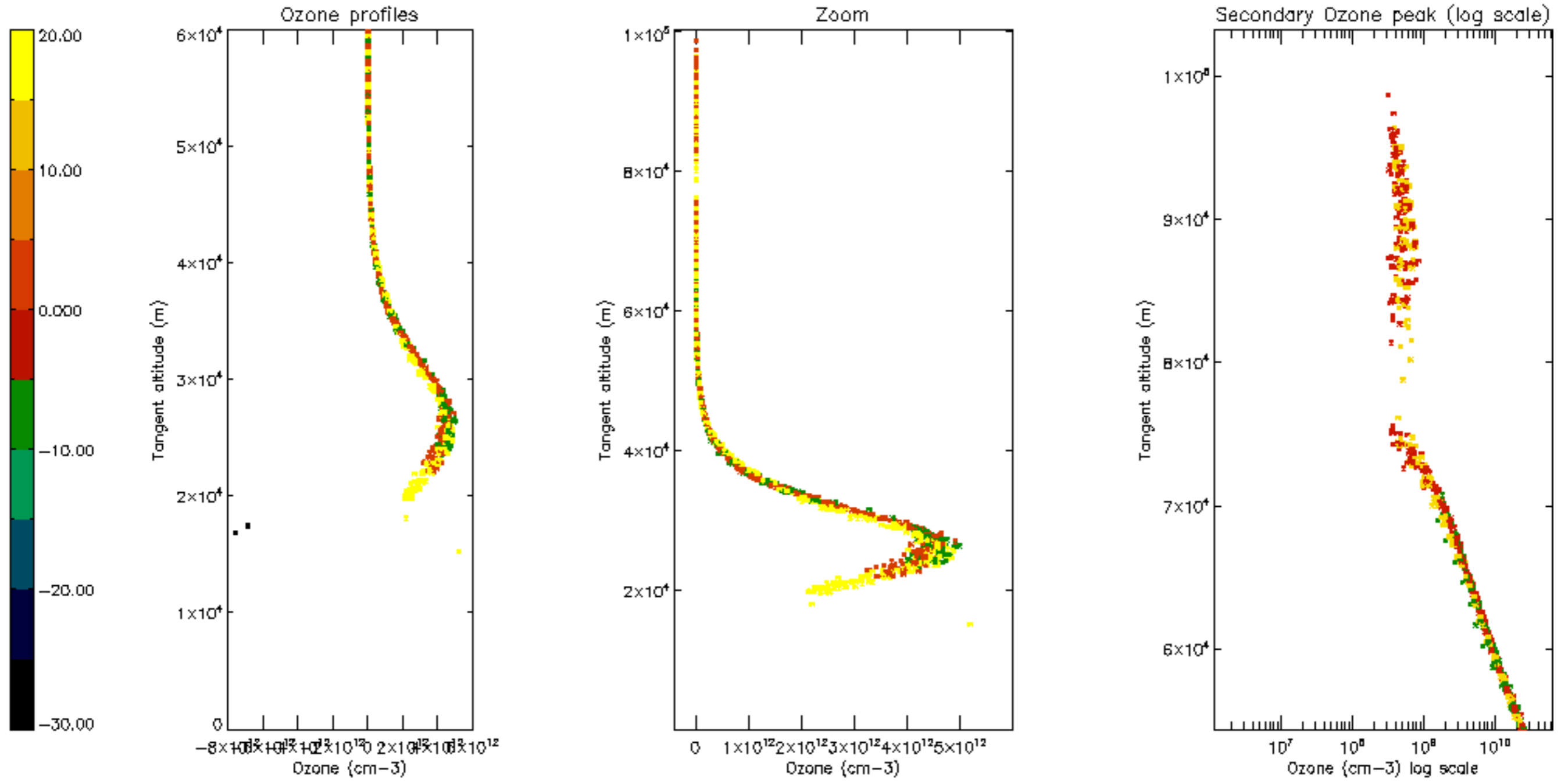
Percentage of saturation errors per profile

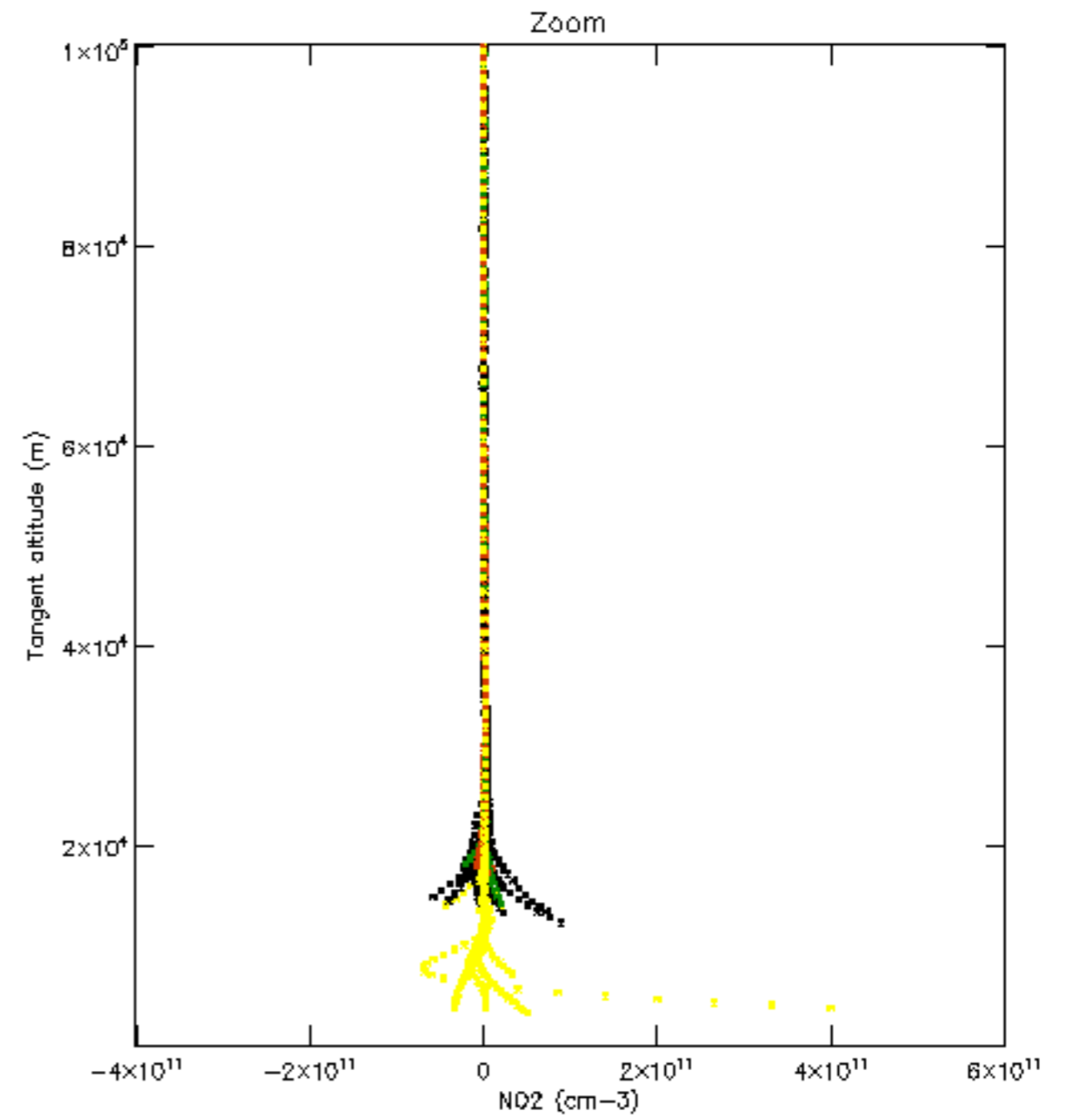
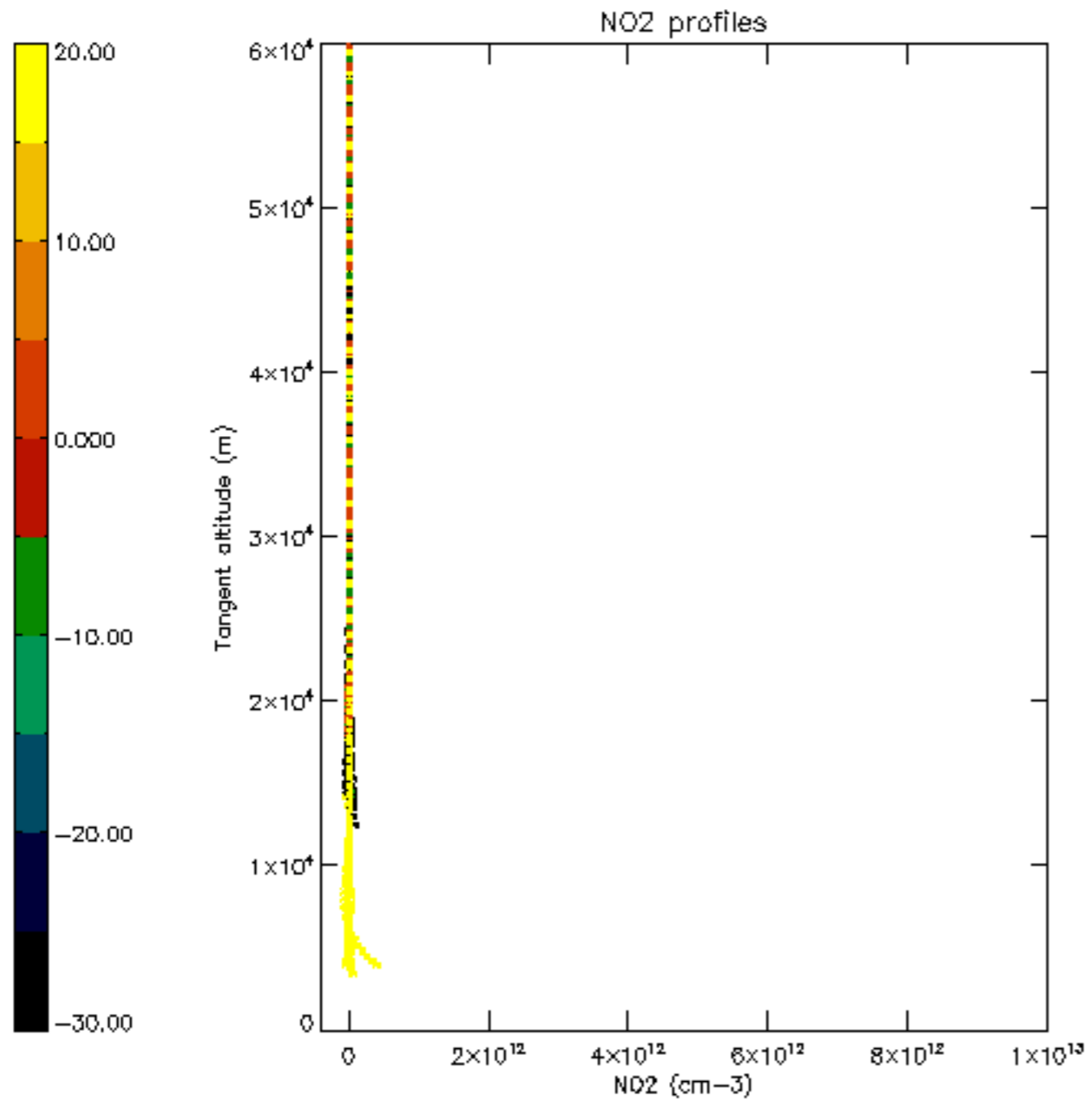


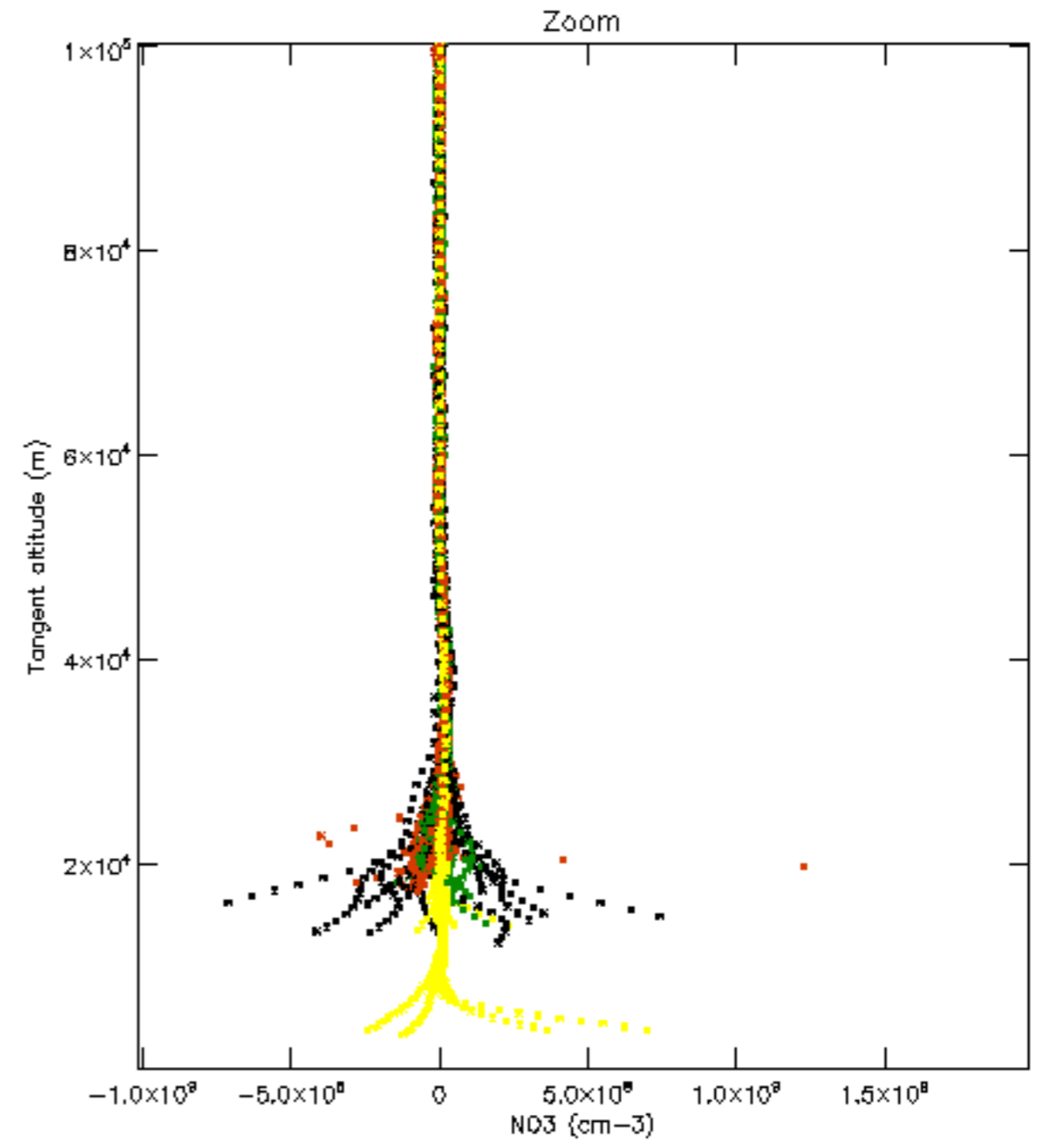
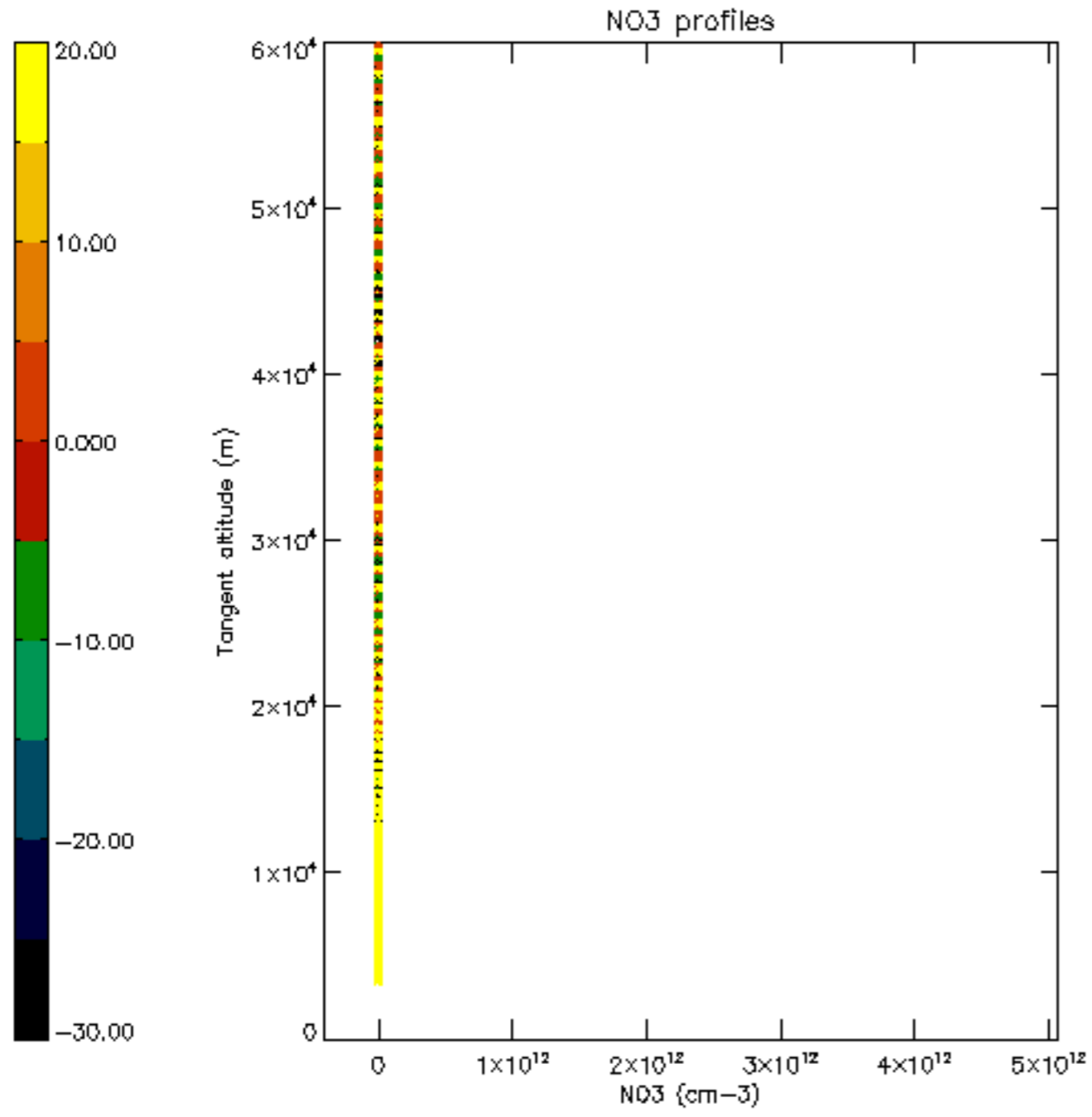


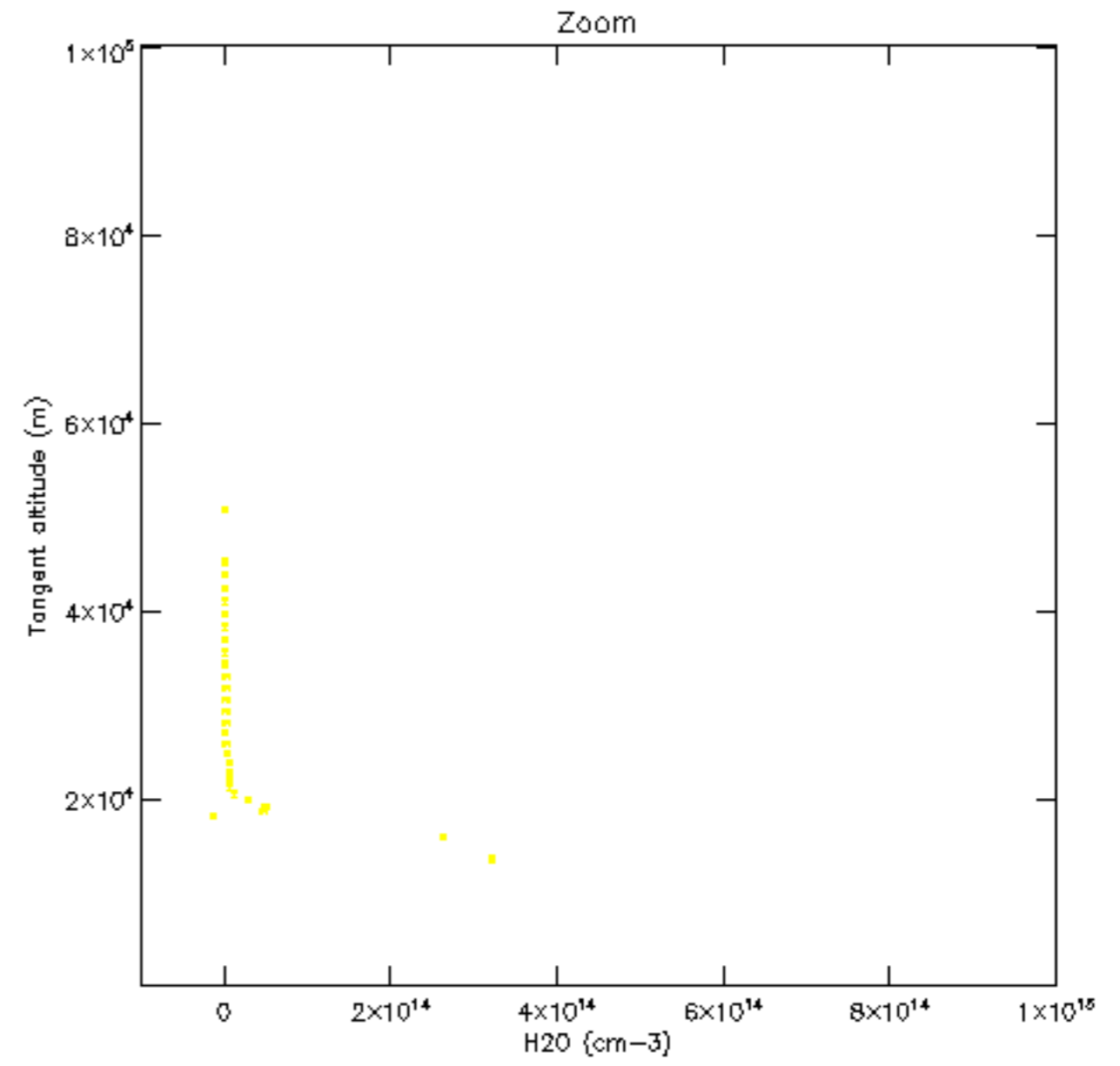
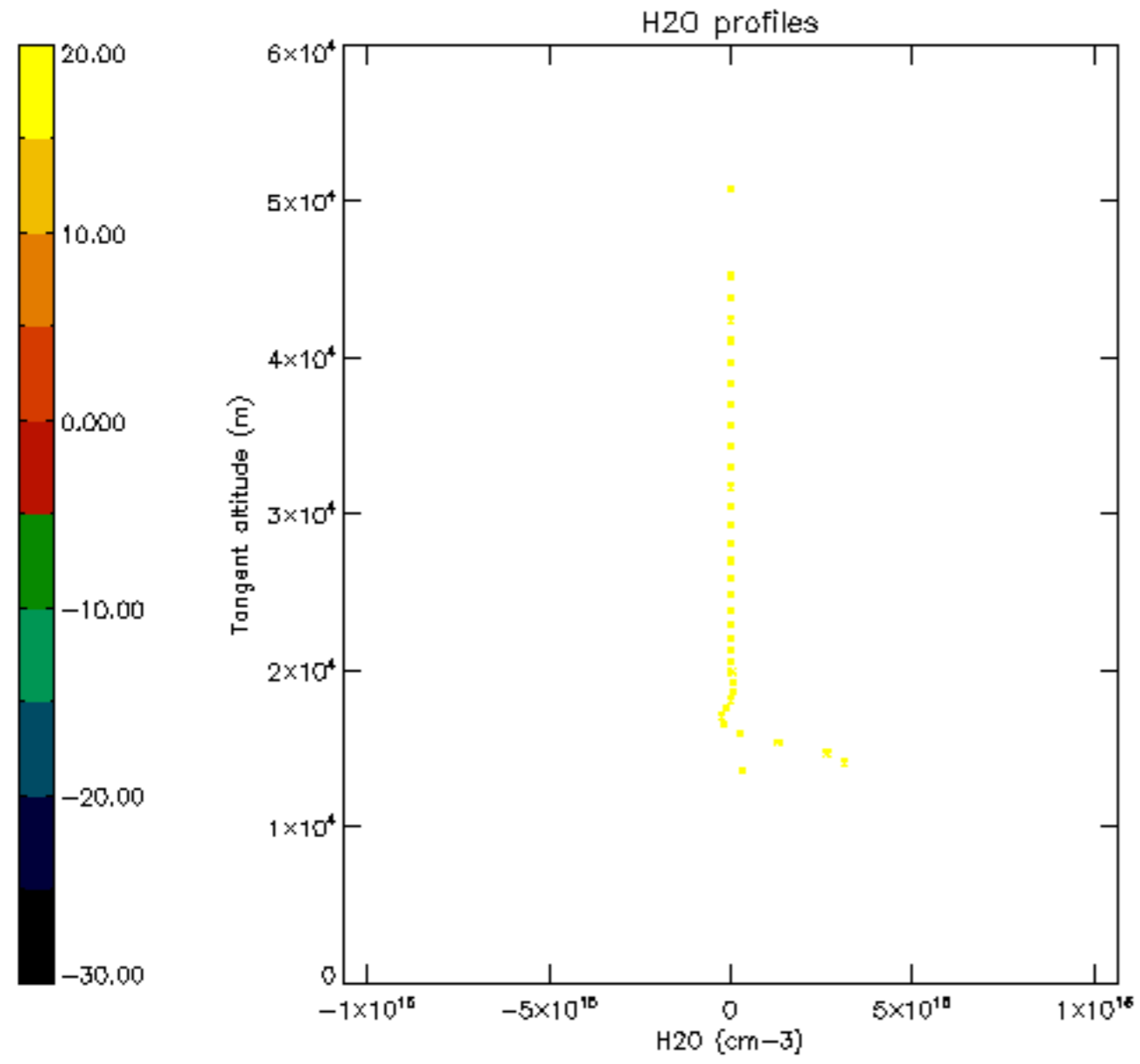


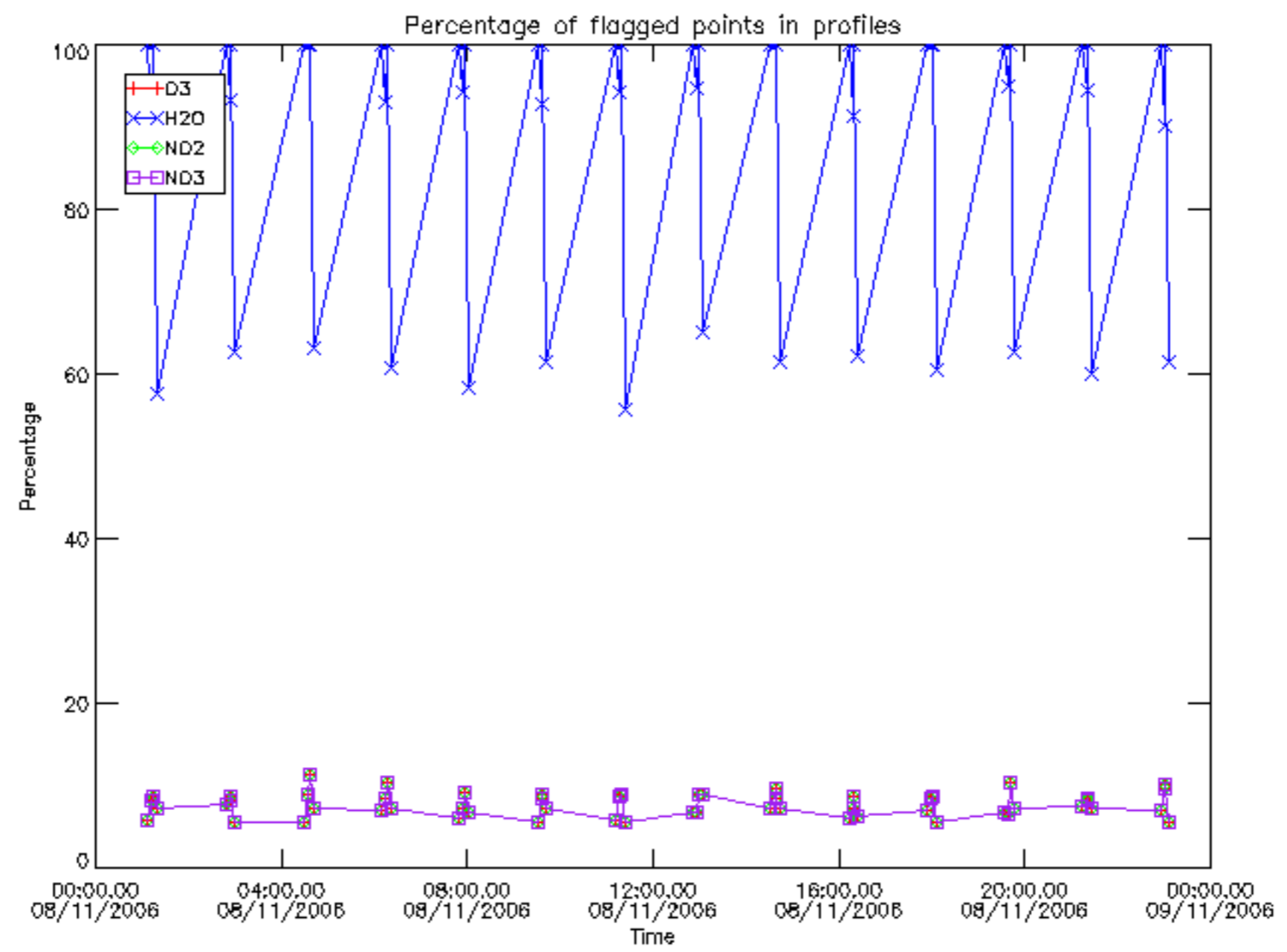




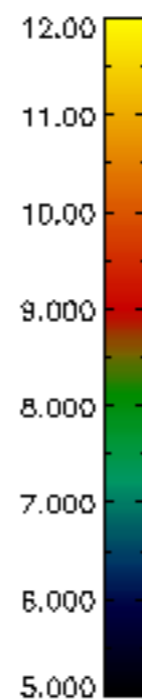
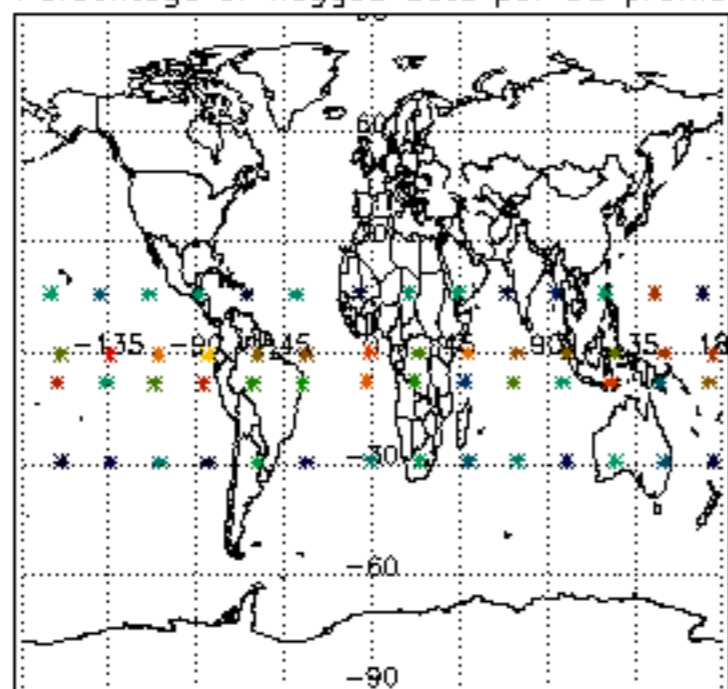




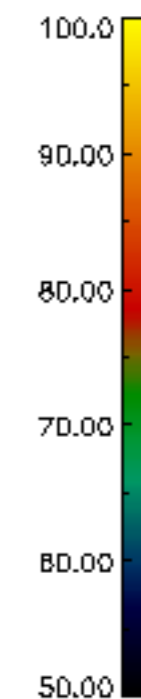
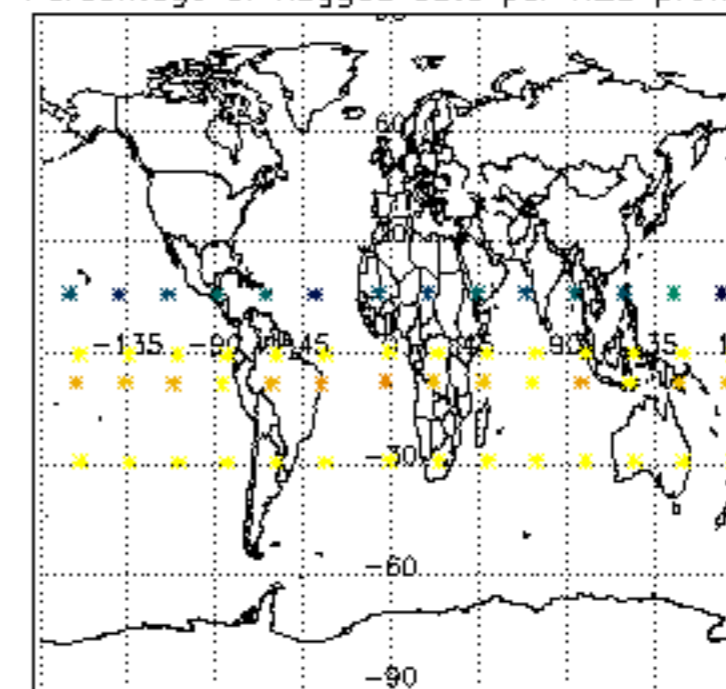




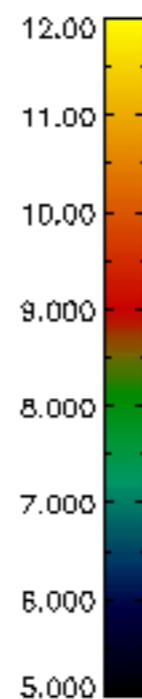
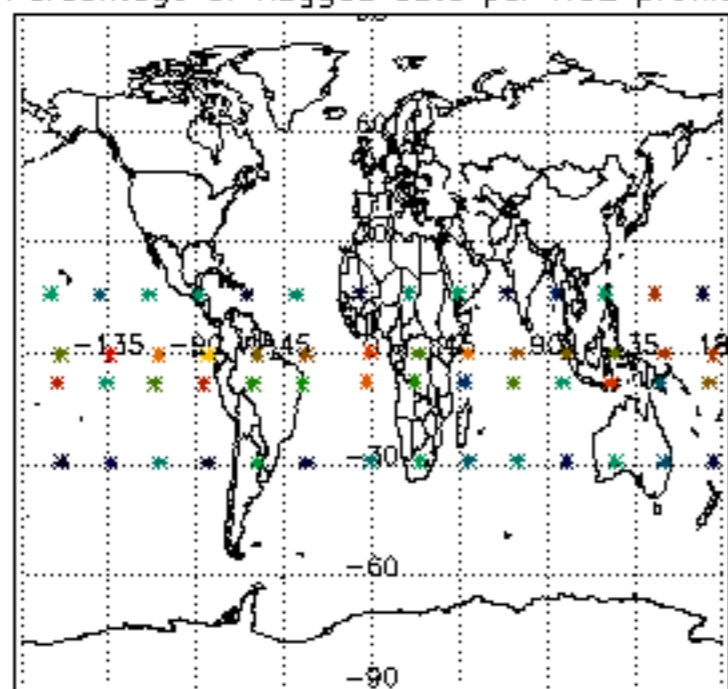
Percentage of flagged data per D3 profile



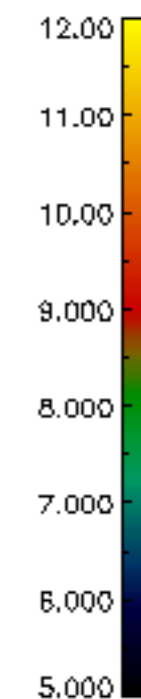
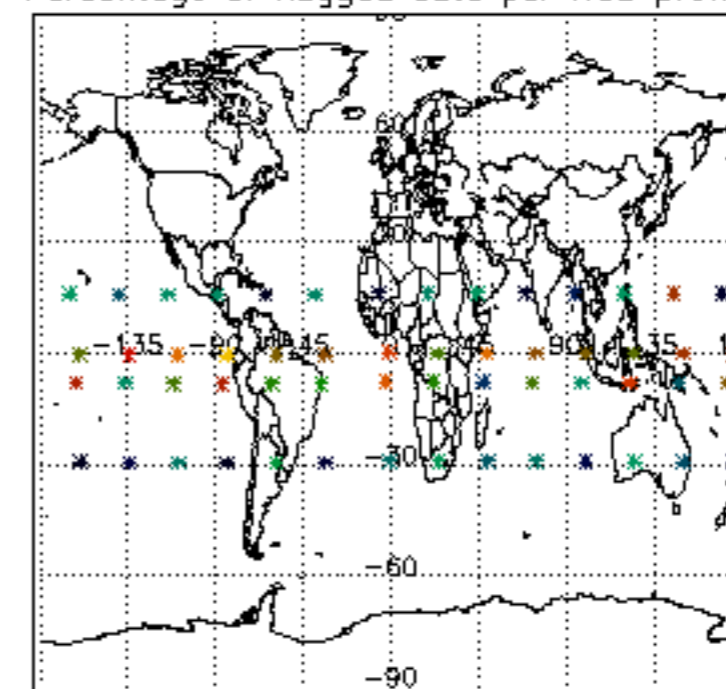
Percentage of flagged data per H2O profile

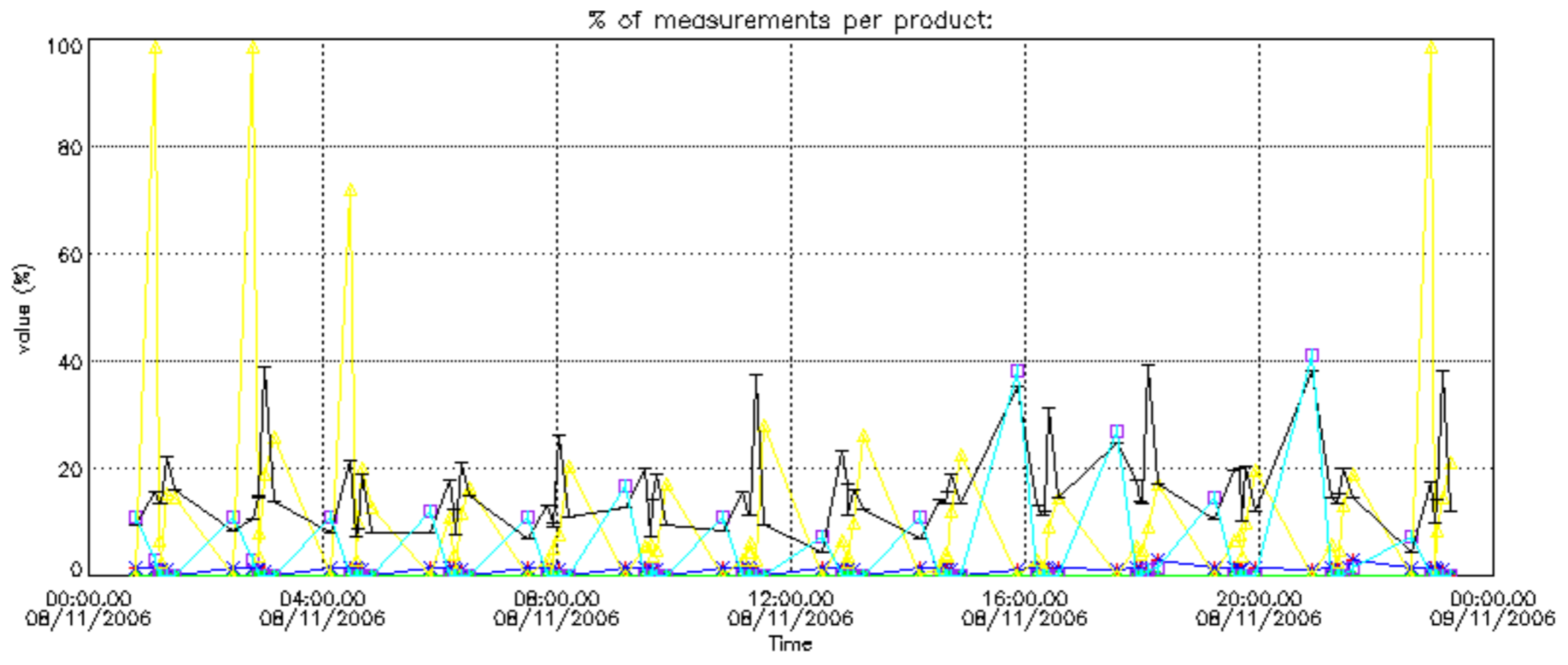


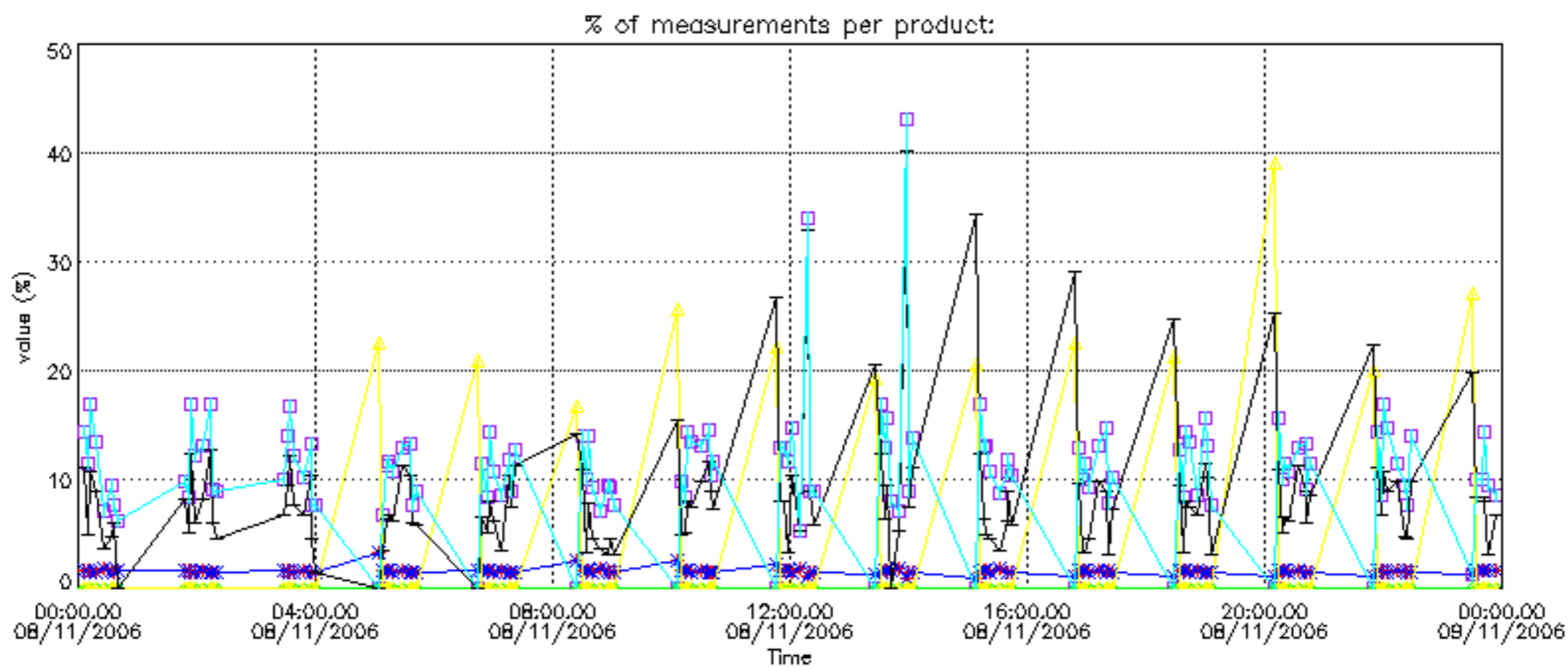
Percentage of flagged data per NO2 profile



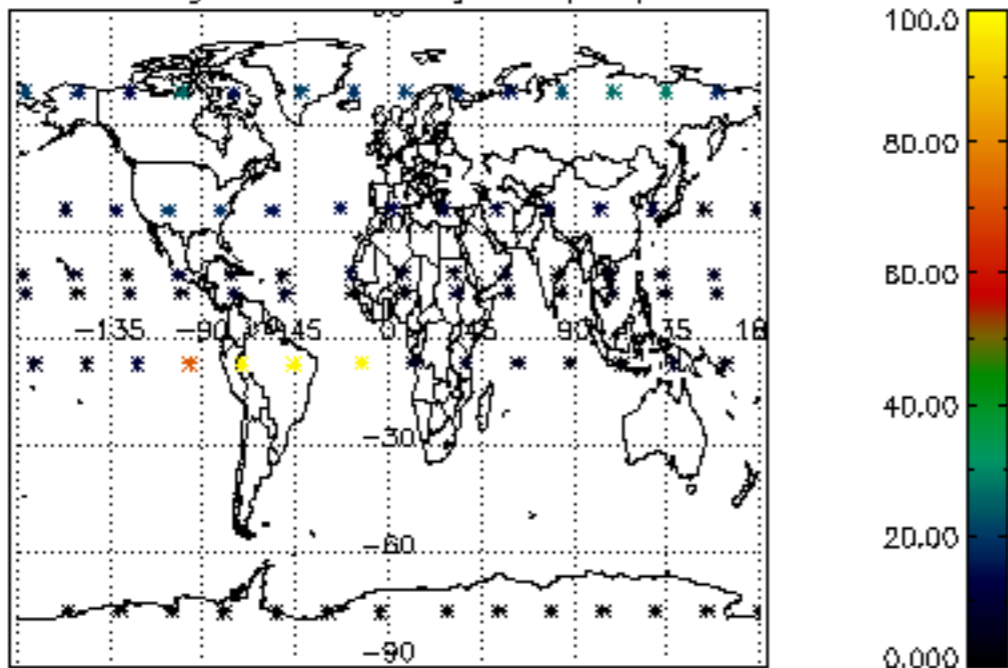
Percentage of flagged data per NO3 profile



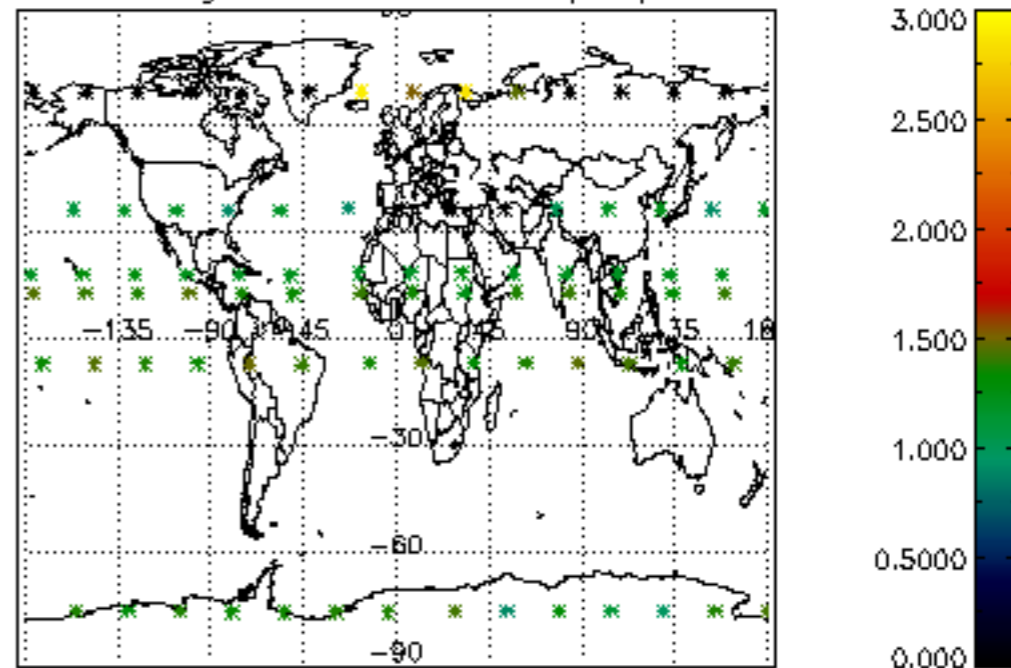




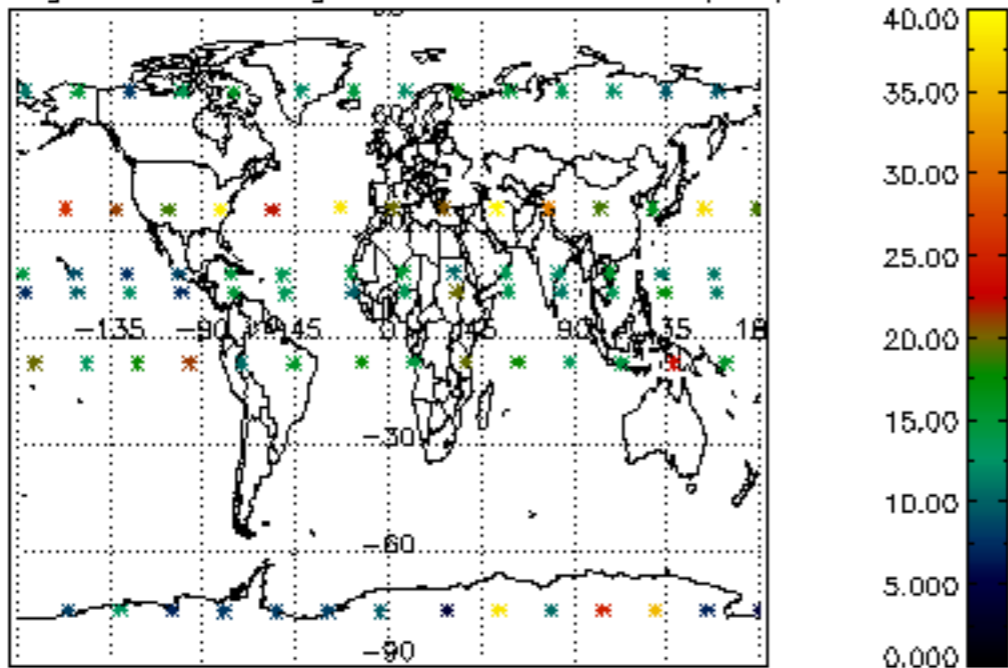
Percentage of cosmic ray hits per profile



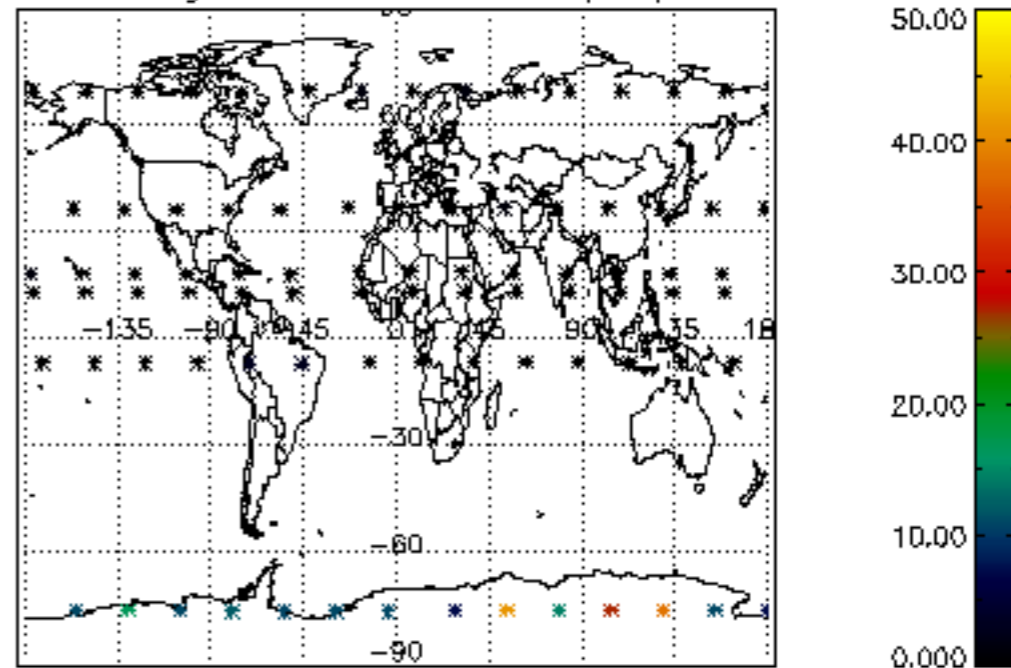
Percentage of datation errors per profile



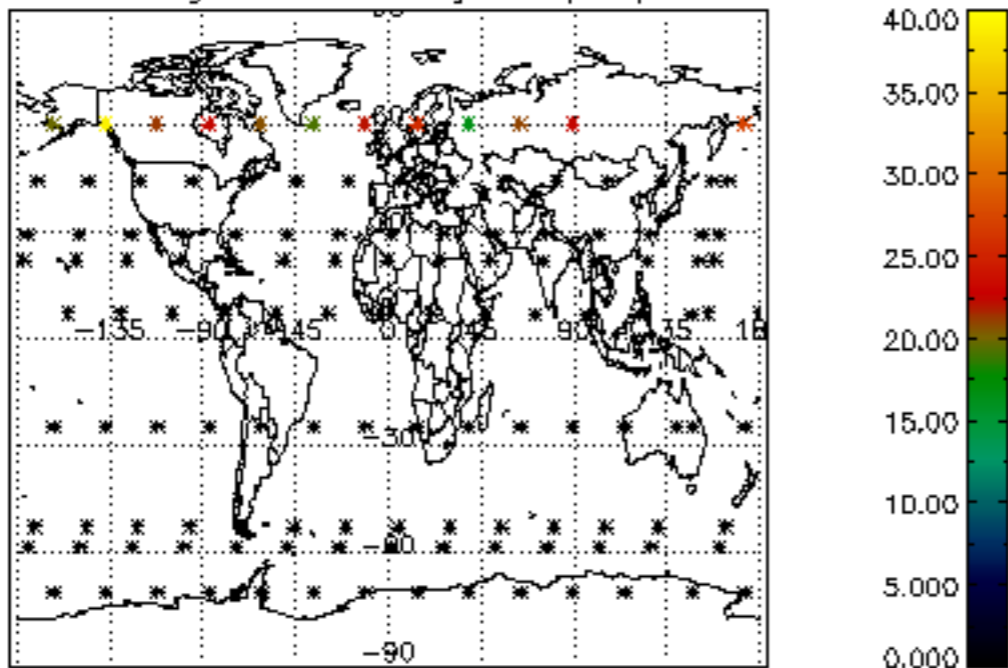
Percentage of star falling outside central band per profile



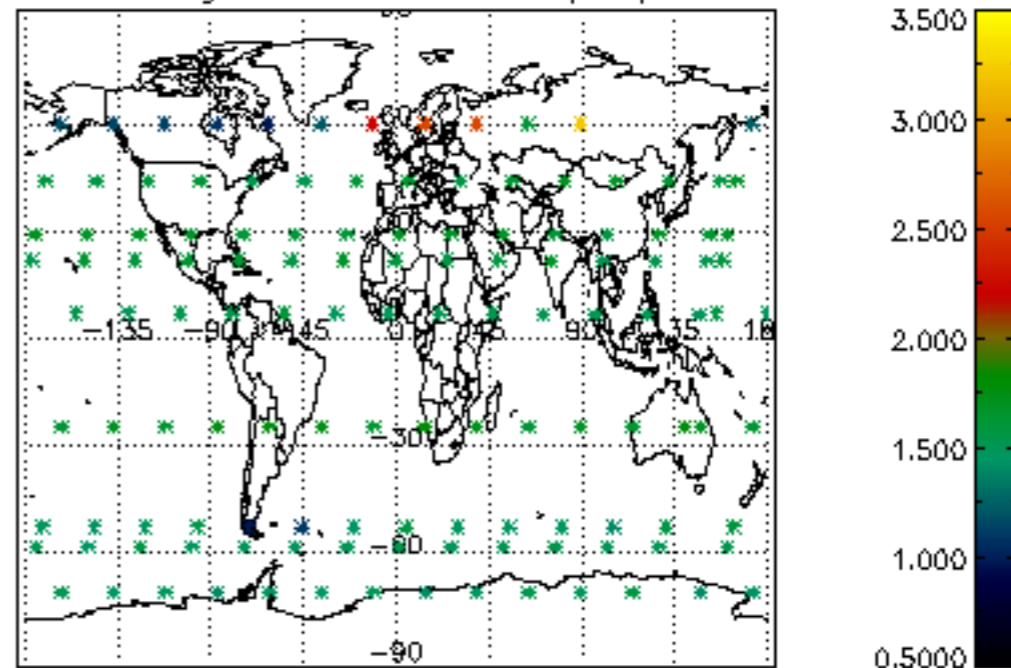
Percentage of saturation errors per profile



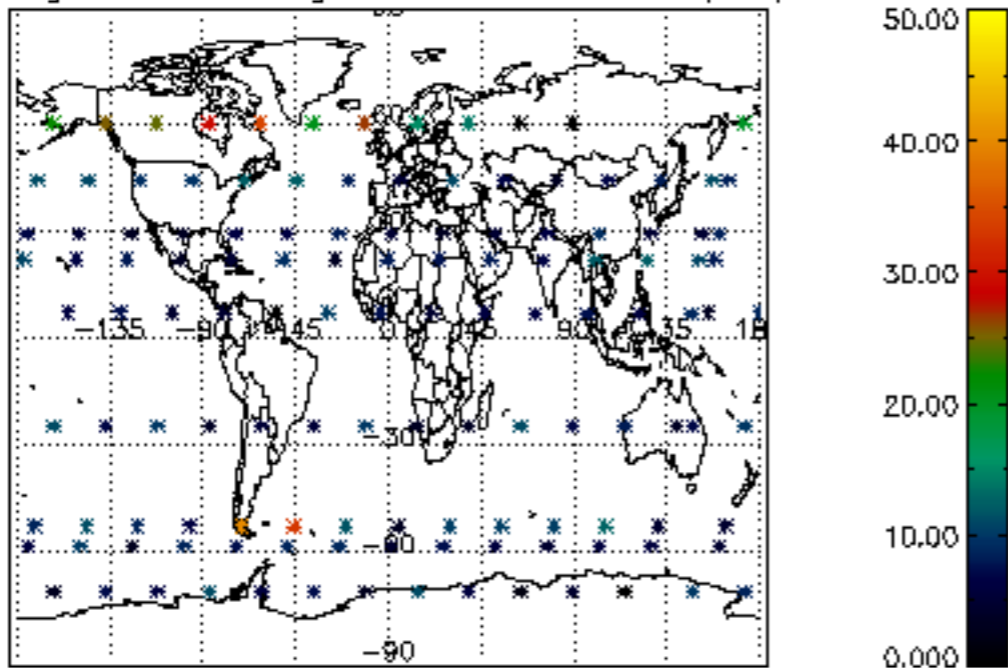
Percentage of cosmic ray hits per profile



Percentage of datation errors per profile



Percentage of star falling outside central band per profile



Percentage of saturation errors per profile

